

# GOMOS Level 2 Daily Report

## SUMMARY

### [1. General Info](#)

### [2. Summary of processed GOM\\_NL\\_2P products](#)

### [3. Level 2 Quality information per product](#)

#### [3.1 Plot of level 2 quality information per product \(time dependant\)](#)

#### [3.2 Plot of level 2 quality information per product \(world map\)](#)

### [4. Level 1 Quality information per product \(stored on level 2 products\)](#)

#### [4.1 Plot of level 1 quality information per product \(time dependant\)](#)

##### [4.1.1 Plot of level 1 quality information per product \(time dependant\): ASCENDING](#)

##### [4.1.2 Plot of level 1 quality information per product \(time dependant\): DESCENDING](#)

#### [4.2 Plot of level 1 quality information per product \(world map\)](#)

##### [4.2.1 Plot of level 1 quality information per product \(world map\): ASCENDING](#)

##### [4.2.2 Plot of level 1 quality information per product \(world map\): DESCENDING](#)

### [5. Ozone profiles based on quality statistics and other trace gas profiles](#)

#### [5.1 Ozone statistics based on quality of products](#)

#### [5.2 Plot ozone profiles for all STD \(dark without errors\)](#)

#### [5.3 Plot ozone profiles where STD < 20% \(dark without errors\)](#)

#### [5.4. Plot ozone profiles where STD < 10% \(dark without errors\)](#)

#### [5.5. Plot ozone profiles where STD < 5% \(dark without errors\)](#)

#### [5.6 Plot NO2 profiles for all STD \(dark without errors\)](#)

#### [5.7 Plot NO3 profiles for all STD \(dark without errors\)](#)

#### [5.8 Plot H2O profiles \(only for occultations of stars 1,2,3,4,13,14,16,26,63 dark without errors\) for all STD](#)

### [6. Auxiliary Data Files used for the production reported in section 2](#)

This report presents the daily analysis on parameters extracted from GOMOS level 2 data (GOM\_NL\_\_2P). It is intended to monitor some important parameters that will impact the quality of these products. A list of level 2 products (and content) that have arrived during the reporting day to the PCF is also given.

Item	Value
Time of report generation	24APR2013 10:13:36
Data source version	GOMOS/6.01
Start time of products	12-02-2011 (12FEB2011 00:00:00)
Stop time of products	13-02-2011 (13FEB2011 00:00:00)
Store outputs in DB	Yes
Nb of level 2 prods	239
Nb of prods with errors	0

## 2. Summary of processed GOM\_NL\_\_2P products.

Nr	Filename	UTC Start time	Limb	Duration	Star Id	Star Name	Star Mag	Star Temp	Nb Meas	Orbit	Prod. error
1	GOM_NL__2PRFIN20110212_000859_000000463099_00246_46812_0221.N1	12-FEB-2011 00:08:59	Bright	45.500	82	48Bet UMa	2.3650	10600.	91	46812	No
2	GOM_NL__2PRFIN20110212_001620_000000373099_00246_46812_0222.N1	12-FEB-2011 00:16:20	Bright	37.000	60	7Bet UMi	2.0810	3950.0	74	46812	No
3	GOM_NL__2PRFIN20110212_002109_000000423099_00246_46812_0223.N1	12-FEB-2011 00:21:09	Bright	42.000	119	14Eta Dra	2.7270	4700.0	84	46812	No
4	GOM_NL__2PRFIN20110212_002447_000000413099_00246_46812_0224.N1	12-FEB-2011 00:24:47	Bright	40.500	130	23Bet Dra	2.7990	5800.0	81	46812	No
5	GOM_NL__2PRFIN20110212_002852_000000363099_00246_46812_0225.N1	12-FEB-2011 00:28:52	Bright	36.000	5	3Alp Lyr	0.033000	11000.	72	46812	No
6	GOM_NL__2PRFIN20110212_003739_000000623099_00246_46812_0226.N1	12-FEB-2011 00:37:39	Bright	62.000	59	55Alp Oph	2.0800	8900.0	124	46812	No
7	GOM_NL__2PRFIN20110212_003953_000000463099_00246_46812_0227.N1	12-FEB-2011 00:39:53	Bright	46.000	126	60Bet Oph	2.7700	4250.0	92	46812	No
8	GOM_NL__2PRFIN20110212_004659_000000503099_00246_46812_0228.N1	12-FEB-2011 00:46:59	Dark	50.000	86	35Eta Oph	2.4300	10200.	100	46812	No
9	GOM_NL__2PRFIN20110212_005151_000000613099_00246_46812_0229.N1	12-FEB-2011 00:51:51	Dark	60.500	16	21Alp Sco	1.0200	3000.0	121	46812	No
10	GOM_NL__2PRFIN20110212_005351_000000533099_00246_46812_0230.N1	12-FEB-2011 00:53:51	Dark	53.000	158	6Pi Sco	2.9060	28000.	106	46812	No
11	GOM_NL__2PRFIN20110212_005747_000000453099_00247_46813_0240.N1	12-FEB-2011 00:57:47	Dark	45.000	131	Gam Lup	2.8000	26000.	90	46813	No
12	GOM_NL__2PRFIN20110212_010322_000000453099_00247_46813_0241.N1	12-FEB-2011 01:03:22	Dark	44.500	10	Bet Cen	0.61000	28000.	89	46813	No
13	GOM_NL__2PRFIN20110212_010631_000000503099_00247_46813_0242.N1	12-FEB-2011 01:06:31	Dark	50.000	12	Alp1Cru	0.77500	30000.	100	46813	No
14	GOM_NL__2PRFIN20110212_010756_000000483099_00247_46813_0243.N1	12-FEB-2011 01:07:56	Dark	48.000	64	Gam Cen	2.2000	10600.	96	46813	No
15	GOM_NL__2PRFIN20110212_011216_000000443099_00247_46813_0244.N1	12-FEB-2011 01:12:16	Dark	43.500	113	Mu Vel	2.6920	5000.0	87	46813	No
16	GOM_NL__2PRFIN20110212_012610_000000483099_00247_46813_0245.N1	12-FEB-2011 01:26:10	Straylight	48.000	48	30Alp Hya	1.9770	4100.0	96	46813	No
17	GOM_NL__2PRFIN20110212_013715_000000453099_00247_46813_0246.N1	12-FEB-2011 01:37:15	Bright	44.500	166	17Eps Leo	2.9800	6000.0	89	46813	No
18	GOM_NL__2PRFIN20110212_014912_000000453099_00247_46813_0247.N1	12-FEB-2011 01:49:12	Bright	44.500	82	48Bet UMa	2.3650	10600.	89	46813	No
19	GOM_NL__2PRFIN20110212_015634_000000593099_00247_46813_0248.N1	12-FEB-2011 01:56:34	Bright	59.000	60	7Bet UMi	2.0810	3950.0	118	46813	No
20	GOM_NL__2PRFIN20110212_020123_000000393099_00247_46813_0249.N1	12-FEB-2011 02:01:23	Bright	38.500	119	14Eta Dra	2.7270	4700.0	77	46813	No
21	GOM_NL__2PRFIN20110212_020501_000000433099_00247_46813_0250.N1	12-FEB-2011 02:05:01	Bright	42.500	130	23Bet Dra	2.7990	5800.0	85	46813	No
22	GOM_NL__2PRFIN20110212_020906_000000353099_00247_46813_0251.N1	12-FEB-2011 02:09:06	Bright	35.000	5	3Alp Lyr	0.033000	11000.	70	46813	No
23	GOM_NL__2PRFIN20110212_021754_000000623099_00247_46813_0252.N1	12-FEB-2011 02:17:54	Bright	62.000	59	55Alp Oph	2.0800	8900.0	124	46813	No
24	GOM_NL__2PRFIN20110212_022008_000000453099_00247_46813_0253.N1	12-FEB-2011 02:20:08	Bright	44.500	126	60Bet Oph	2.7700	4250.0	89	46813	No
25	GOM_NL__2PRFIN20110212_022714_000000443099_00247_46813_0254.N1	12-FEB-2011 02:27:14	Dark	43.500	86	35Eta Oph	2.4300	10200.	87	46813	No
26	GOM_NL__2PRFIN20110212_023206_000000563099_00247_46813_0255.N1	12-FEB-2011 02:32:06	Dark	55.500	16	21Alp Sco	1.0200	3000.0	111	46813	No
27	GOM_NL__2PRFIN20110212_023406_000000533099_00247_46813_0256.N1	12-FEB-2011 02:34:06	Dark	53.000	158	6Pi Sco	2.9060	28000.	106	46813	No
28	GOM_NL__2PRFIN20110212_023802_000000473099_00248_46814_0691.N1	12-FEB-2011 02:38:02	Dark	46.500	131	Gam Lup	2.8000	26000.	93	46814	No
29	GOM_NL__2PRFIN20110212_024337_000000413099_00248_46814_0692.N1	12-FEB-2011 02:43:37	Dark	41.000	10	Bet Cen	0.61000	28000.	82	46814	No
30	GOM_NL__2PRFIN20110212_024646_000000523099_00248_46814_0693.N1	12-FEB-2011 02:46:46	Dark	51.500	12	Alp1Cru	0.77500	30000.	103	46814	No
31	GOM_NL__2PRFIN20110212_024812_000000493099_00248_46814_0694.N1	12-FEB-2011 02:48:12	Dark	49.000	64	Gam Cen	2.2000	10600.	98	46814	No
32	GOM_NL__2PRFIN20110212_025231_000000473099_00248_46814_0695.N1	12-FEB-2011 02:52:31	Dark	47.000	113	Mu Vel	2.6920	5000.0	94	46814	No
33	GOM_NL__2PRFIN20110212_030624_000000483099_00248_46814_0696.N1	12-FEB-2011 03:06:24	Straylight	48.000	48	30Alp Hya	1.9770	4100.0	96	46814	No
34	GOM_NL__2PRFIN20110212_031728_000000463099_00248_46814_0697.N1	12-FEB-2011 03:17:28	Bright	46.000	166	17Eps Leo	2.9800	6000.0	92	46814	No
35	GOM_NL__2PRFIN20110212_032925_000000463099_00248_46814_0698.N1	12-FEB-2011 03:29:25	Bright	45.500	82	48Bet UMa	2.3650	10600.	91	46814	No
36	GOM_NL__2PRFIN20110212_033647_000000403099_00248_46814_0699.N1	12-FEB-2011 03:36:47	Bright	40.000	60	7Bet UMi	2.0810	3950.0	80	46814	No
37	GOM_NL__2PRFIN20110212_034137_000000433099_00248_46814_0700.N1	12-FEB-2011 03:41:37	Bright	43.000	119	14Eta Dra	2.7270	4700.0	86	46814	No
38	GOM_NL__2PRFIN20110212_034515_000000393099_00248_46814_0701.N1	12-FEB-2011 03:45:15	Bright	39.000	130	23Bet Dra	2.7990	5800.0	78	46814	No
39	GOM_NL__2PRFIN20110212_034920_000000383099_00248_46814_0702.N1	12-FEB-2011 03:49:20	Bright	37.500	5	3Alp Lyr	0.033000	11000.	75	46814	No
40	GOM_NL__2PRFIN20110212_035808_000000453099_00248_46814_0703.N1	12-FEB-2011 03:58:08	Bright	45.000	59	55Alp Oph	2.0800	8900.0	90	46814	No
41	GOM_NL__2PRFIN20110212_040022_000000463099_00248_46814_0704.N1	12-FEB-2011 04:00:22	Bright	45.500	126	60Bet Oph	2.7700	4250.0	91	46814	No
42	GOM_NL__2PRFIN20110212_040729_000000463099_00248_46814_0705.N1	12-FEB-2011 04:07:29	Dark	45.500	86	35Eta Oph	2.4300	10200.	91	46814	No

43	GOM_NL__2PRFIN20110212_041221_000000603099_00248_46814_0706.N1	12-FEB-2011 04:12:21	Dark	60.000	16	21Alp Sco	1.0200	3000.0	120	46814	No
44	GOM_NL__2PRFIN20110212_041421_000000543099_00248_46814_0707.N1	12-FEB-2011 04:14:21	Dark	53.500	158	6Pi Sco	2.9060	28000.	107	46814	No
45	GOM_NL__2PRFIN20110212_041817_000000473099_00249_46815_0739.N1	12-FEB-2011 04:18:17	Dark	46.500	131	Gam Lup	2.8000	26000.	93	46815	No
46	GOM_NL__2PRFIN20110212_042352_000000463099_00249_46815_0740.N1	12-FEB-2011 04:23:52	Dark	45.500	10	Bet Cen	0.61000	28000.	91	46815	No
47	GOM_NL__2PRFIN20110212_042700_000000433099_00249_46815_0741.N1	12-FEB-2011 04:27:00	Dark	42.500	12	Alp1Cru	0.77500	30000.	85	46815	No
48	GOM_NL__2PRFIN20110212_042826_000000463099_00249_46815_0742.N1	12-FEB-2011 04:28:26	Dark	46.000	64	Gam Cen	2.2000	10600.	92	46815	No
49	GOM_NL__2PRFIN20110212_043246_000000423099_00249_46815_0743.N1	12-FEB-2011 04:32:46	Dark	42.000	113	Mu Vel	2.6920	5000.0	84	46815	No
50	GOM_NL__2PRFIN20110212_044638_000000453099_00249_46815_0744.N1	12-FEB-2011 04:46:38	Straylight	44.500	48	30Alp Hya	1.9770	4100.0	89	46815	No
51	GOM_NL__2PRFIN20110212_045742_000000493099_00249_46815_0745.N1	12-FEB-2011 04:57:42	Bright	48.500	166	17Eps Leo	2.9800	6000.0	97	46815	No
52	GOM_NL__2PRFIN20110212_050938_000000473099_00249_46815_0746.N1	12-FEB-2011 05:09:38	Bright	46.500	82	48Bet UMa	2.3650	10600.	93	46815	No
53	GOM_NL__2PRFIN20110212_051701_000000403099_00249_46815_0747.N1	12-FEB-2011 05:17:01	Bright	40.000	60	7Bet UMi	2.0810	3950.0	80	46815	No
54	GOM_NL__2PRFIN20110212_052151_000000433099_00249_46815_0748.N1	12-FEB-2011 05:21:51	Bright	43.000	119	14Eta Dra	2.7270	4700.0	86	46815	No
55	GOM_NL__2PRFIN20110212_052529_000000383099_00249_46815_0749.N1	12-FEB-2011 05:25:29	Bright	38.000	130	23Bet Dra	2.7990	5800.0	76	46815	No
56	GOM_NL__2PRFIN20110212_052935_000000353099_00249_46815_0750.N1	12-FEB-2011 05:29:35	Bright	35.000	5	3Alp Lyr	0.033000	11000.	70	46815	No
57	GOM_NL__2PRFIN20110212_053823_000000463099_00249_46815_0751.N1	12-FEB-2011 05:38:23	Bright	45.500	59	55Alp Oph	2.0800	8900.0	91	46815	No
58	GOM_NL__2PRFIN20110212_054037_000000463099_00249_46815_0752.N1	12-FEB-2011 05:40:37	Bright	45.500	126	60Bet Oph	2.7700	4250.0	91	46815	No
59	GOM_NL__2PRFIN20110212_054743_000000453099_00249_46815_0753.N1	12-FEB-2011 05:47:43	Dark	44.500	86	35Eta Oph	2.4300	10200.	89	46815	No
60	GOM_NL__2PRFIN20110212_055236_000000663099_00249_46815_0754.N1	12-FEB-2011 05:52:36	Dark	65.500	16	21Alp Sco	1.0200	3000.0	131	46815	No
61	GOM_NL__2PRFIN20110212_055437_000000543099_00249_46815_0755.N1	12-FEB-2011 05:54:37	Dark	53.500	158	6Pi Sco	2.9060	28000.	107	46815	No
62	GOM_NL__2PRFIN20110212_055833_000000453099_00250_46816_0747.N1	12-FEB-2011 05:58:33	Dark	45.000	131	Gam Lup	2.8000	26000.	90	46816	No
63	GOM_NL__2PRFIN20110212_060406_000000503099_00250_46816_0748.N1	12-FEB-2011 06:04:06	Dark	50.000	10	Bet Cen	0.61000	28000.	100	46816	No
64	GOM_NL__2PRFIN20110212_060715_000000413099_00250_46816_0749.N1	12-FEB-2011 06:07:15	Dark	41.000	12	Alp1Cru	0.77500	30000.	82	46816	No
65	GOM_NL__2PRFIN20110212_060841_000000493099_00250_46816_0750.N1	12-FEB-2011 06:08:41	Dark	48.500	64	Gam Cen	2.2000	10600.	97	46816	No
66	GOM_NL__2PRFIN20110212_061300_000000473099_00250_46816_0751.N1	12-FEB-2011 06:13:00	Dark	46.500	113	Mu Vel	2.6920	5000.0	93	46816	No
67	GOM_NL__2PRFIN20110212_062652_000000433099_00250_46816_0752.N1	12-FEB-2011 06:26:52	Straylight	42.500	48	30Alp Hya	1.9770	4100.0	85	46816	No
68	GOM_NL__2PRFIN20110212_063755_000000473099_00250_46816_0753.N1	12-FEB-2011 06:37:55	Bright	47.000	166	17Eps Leo	2.9800	6000.0	94	46816	No
69	GOM_NL__2PRFIN20110212_064952_000000463099_00250_46816_0754.N1	12-FEB-2011 06:49:52	Bright	45.500	82	48Bet UMa	2.3650	10600.	91	46816	No
70	GOM_NL__2PRFIN20110212_065715_000000363099_00250_46816_0755.N1	12-FEB-2011 06:57:15	Bright	36.000	60	7Bet UMi	2.0810	3950.0	72	46816	No
71	GOM_NL__2PRFIN20110212_070204_000000433099_00250_46816_0756.N1	12-FEB-2011 07:02:04	Bright	42.500	119	14Eta Dra	2.7270	4700.0	85	46816	No
72	GOM_NL__2PRFIN20110212_070543_000000413099_00250_46816_0757.N1	12-FEB-2011 07:05:43	Bright	41.000	130	23Bet Dra	2.7990	5800.0	82	46816	No
73	GOM_NL__2PRFIN20110212_070949_000000363099_00250_46816_0758.N1	12-FEB-2011 07:09:49	Bright	36.000	5	3Alp Lyr	0.033000	11000.	72	46816	No
74	GOM_NL__2PRFIN20110212_071837_000000443099_00250_46816_0759.N1	12-FEB-2011 07:18:37	Bright	44.000	59	55Alp Oph	2.0800	8900.0	88	46816	No
75	GOM_NL__2PRFIN20110212_072051_000000463099_00250_46816_0760.N1	12-FEB-2011 07:20:51	Bright	46.000	126	60Bet Oph	2.7700	4250.0	92	46816	No
76	GOM_NL__2PRFIN20110212_072758_000000513099_00250_46816_0761.N1	12-FEB-2011 07:27:58	Dark	51.000	86	35Eta Oph	2.4300	10200.	102	46816	No
77	GOM_NL__2PRFIN20110212_073251_000000623099_00250_46816_0762.N1	12-FEB-2011 07:32:51	Dark	61.500	16	21Alp Sco	1.0200	3000.0	123	46816	No
78	GOM_NL__2PRFIN20110212_073452_000000533099_00250_46816_0763.N1	12-FEB-2011 07:34:52	Dark	53.000	158	6Pi Sco	2.9060	28000.	106	46816	No
79	GOM_NL__2PRFIN20110212_073848_000000463099_00251_46817_0776.N1	12-FEB-2011 07:38:48	Dark	46.000	131	Gam Lup	2.8000	26000.	92	46817	No
80	GOM_NL__2PRFIN20110212_074421_000000423099_00251_46817_0777.N1	12-FEB-2011 07:44:21	Dark	41.500	10	Bet Cen	0.61000	28000.	83	46817	No
81	GOM_NL__2PRFIN20110212_074729_000000493099_00251_46817_0778.N1	12-FEB-2011 07:47:29	Dark	48.500	12	Alp1Cru	0.77500	30000.	97	46817	No
82	GOM_NL__2PRFIN20110212_074856_000000473099_00251_46817_0779.N1	12-FEB-2011 07:48:56	Dark	47.000	64	Gam Cen	2.2000	10600.	94	46817	No
83	GOM_NL__2PRFIN20110212_075315_000000433099_00251_46817_0780.N1	12-FEB-2011 07:53:15	Dark	43.000	113	Mu Vel	2.6920	5000.0	86	46817	No
84	GOM_NL__2PRFIN20110212_080706_000000453099_00251_46817_0781.N1	12-FEB-2011 08:07:06	Straylight	45.000	48	30Alp Hya	1.9770	4100.0	90	46817	No
85	GOM_NL__2PRFIN20110212_081809_000000453099_00251_46817_0782.N1	12-FEB-2011 08:18:09	Bright	44.500	166	17Eps Leo	2.9800	6000.0	89	46817	No
86	GOM_NL__2PRFIN20110212_083005_000000463099_00251_46817_0783.N1	12-FEB-2011 08:30:05	Bright	45.500	82	48Bet UMa	2.3650	10600.	91	46817	No
87	GOM_NL__2PRFIN20110212_083728_000000413099_00251_46817_0784.N1	12-FEB-2011 08:37:28	Bright	40.500	60	7Bet UMi	2.0810	3950.0	81	46817	No
88	GOM_NL__2PRFIN20110212_084218_000000443099_00251_46817_0785.N1	12-FEB-2011 08:42:18	Bright	43.500	119	14Eta Dra	2.7270	4700.0	87	46817	No
89	GOM_NL__2PRFIN20110212_084557_000000413099_00251_46817_0786.N1	12-FEB-2011 08:45:57	Bright	41.000	130	23Bet Dra	2.7990	5800.0	82	46817	No
90	GOM_NL__2PRFIN20110212_085003_000000383099_00251_46817_0787.N1	12-FEB-2011 08:50:03	Bright	38.000	5	3Alp Lyr	0.033000	11000.	76	46817	No
91	GOM_NL__2PRFIN20110212_085852_000000423099_00251_46817_0788.N1	12-FEB-2011 08:58:52	Bright	42.000	59	55Alp Oph	2.0800	8900.0	84	46817	No
92	GOM_NL__2PRFIN20110212_090106_000000483099_00251_46817_0789.N1	12-FEB-2011 09:01:06	Bright	48.000	126	60Bet Oph	2.7700	4250.0	96	46817	No
93	GOM_NL__2PRFIN20110212_090813_000000483099_00251_46817_0790.N1	12-FEB-2011 09:08:13	Dark	47.500	86	35Eta Oph	2.4300	10200.	95	46817	No
94	GOM_NL__2PRFIN20110212_091306_000000633099_00251_46817_0791.N1	12-FEB-2011 09:13:06	Dark	62.500	16	21Alp Sco	1.0200	3000.0	125	46817	No
95	GOM_NL__2PRFIN20110212_091507_000000523099_00251_46817_0792.N1	12-FEB-2011 09:15:07	Dark	52.000	158	6Pi Sco	2.9060	28000.	104	46817	No
96	GOM_NL__2PRFIN20110212_091902_000000463099_00252_46818_0784.N1	12-FEB-2011 09:19:02	Dark	46.000	131	Gam Lup	2.8000	26000.	92	46818	No
97	GOM_NL__2PRFIN20110212_092435_000000443099_00252_46818_0785.N1	12-FEB-2011 09:24:35	Dark	43.500	10	Bet Cen	0.61000	28000.	87	46818	No
98	GOM_NL__2PRFIN20110212_092744_000000453099_00252_46818_0786.N1	12-FEB-2011 09:27:44	Dark	45.000	12	Alp1Cru	0.77500	30000.	90	46818	No
99	GOM_NL__2PRFIN20110212_092911_000000523099_00252_46818_0787.N1	12-FEB-2011 09:29:11	Dark	51.500	64	Gam Cen	2.2000	10600.	103	46818	No
100	GOM_NL__2PRFIN20110212_093329_000000463099_00252_46818_0788.N1	12-FEB-2011 09:33:29	Dark	46.000	113	Mu Vel	2.6920	5000.0	92	46818	No
101	GOM_NL__2PRFIN20110212_094720_000000493099_00252_46818_0789.N1	12-FEB-2011 09:47:20	Straylight	49.000	48	30Alp Hya	1.9770	4100.0	98	46818	No

102	GOM_NL__2PRFIN20110212_095822_000000473099_00252_46818_0790.N1	12-FEB-2011 09:58:22	Bright	46.500	166	17Eps Leo	2.9800	6000.0	93	46818	No
103	GOM_NL__2PRFIN20110212_101018_000000443099_00252_46818_0791.N1	12-FEB-2011 10:10:18	Bright	44.000	82	48Bet UMa	2.3650	10600.	88	46818	No
104	GOM_NL__2PRFIN20110212_101742_000000423099_00252_46818_0792.N1	12-FEB-2011 10:17:42	Bright	42.000	60	7Bet UMi	2.0810	3950.0	84	46818	No
105	GOM_NL__2PRFIN20110212_102232_000000453099_00252_46818_0793.N1	12-FEB-2011 10:22:32	Bright	44.500	119	14Eta Dra	2.7270	4700.0	89	46818	No
106	GOM_NL__2PRFIN20110212_102610_000000593099_00252_46818_0794.N1	12-FEB-2011 10:26:10	Bright	59.000	130	23Bet Dra	2.7990	5800.0	118	46818	No
107	GOM_NL__2PRFIN20110212_103017_000000383099_00252_46818_0795.N1	12-FEB-2011 10:30:17	Bright	37.500	5	3Alp Lyr	0.033000	11000.	75	46818	No
108	GOM_NL__2PRFIN20110212_103906_000000633099_00252_46818_0796.N1	12-FEB-2011 10:39:06	Bright	63.000	59	55Alp Oph	2.0800	8900.0	126	46818	No
109	GOM_NL__2PRFIN20110212_104120_000000473099_00252_46818_0797.N1	12-FEB-2011 10:41:20	Bright	46.500	126	60Bet Oph	2.7700	4250.0	93	46818	No
110	GOM_NL__2PRFIN20110212_104828_000000503099_00252_46818_0798.N1	12-FEB-2011 10:48:28	Dark	50.000	86	35Eta Oph	2.4300	10200.	100	46818	No
111	GOM_NL__2PRFIN20110212_105321_000000563099_00252_46818_0799.N1	12-FEB-2011 10:53:21	Dark	56.000	16	21Alp Sco	1.0200	3000.0	112	46818	No
112	GOM_NL__2PRFIN20110212_105523_000000543099_00252_46818_0800.N1	12-FEB-2011 10:55:23	Dark	53.500	158	6Pi Sco	2.9060	28000.	107	46818	No
113	GOM_NL__2PRFIN20110212_105917_000000483099_00253_46819_0818.N1	12-FEB-2011 10:59:17	Dark	48.000	131	Gam Lup	2.8000	26000.	96	46819	No
114	GOM_NL__2PRFIN20110212_110450_000000433099_00253_46819_0819.N1	12-FEB-2011 11:04:50	Dark	43.000	10	Bet Cen	0.61000	28000.	86	46819	No
115	GOM_NL__2PRFIN20110212_110758_000000533099_00253_46819_0820.N1	12-FEB-2011 11:07:58	Dark	52.500	12	Alp1Cru	0.77500	30000.	105	46819	No
116	GOM_NL__2PRFIN20110212_110926_000000563099_00253_46819_0821.N1	12-FEB-2011 11:09:26	Dark	56.000	64	Gam Cen	2.2000	10600.	112	46819	No
117	GOM_NL__2PRFIN20110212_111343_000000433099_00253_46819_0822.N1	12-FEB-2011 11:13:43	Dark	43.000	113	Mu Vel	2.6920	5000.0	86	46819	No
118	GOM_NL__2PRFIN20110212_112734_000000533099_00253_46819_0823.N1	12-FEB-2011 11:27:34	Straylight	52.500	48	30Alp Hya	1.9770	4100.0	105	46819	No
119	GOM_NL__2PRFIN20110212_113835_000000473099_00253_46819_0824.N1	12-FEB-2011 11:38:35	Bright	47.000	166	17Eps Leo	2.9800	6000.0	94	46819	No
120	GOM_NL__2PRFIN20110212_115032_000000453099_00253_46819_0825.N1	12-FEB-2011 11:50:32	Bright	45.000	82	48Bet UMa	2.3650	10600.	90	46819	No
121	GOM_NL__2PRFIN20110212_115756_000000403099_00253_46819_0826.N1	12-FEB-2011 11:57:56	Bright	40.000	60	7Bet UMi	2.0810	3950.0	80	46819	No
122	GOM_NL__2PRFIN20110212_120245_000000393099_00253_46819_0827.N1	12-FEB-2011 12:02:45	Bright	39.000	119	14Eta Dra	2.7270	4700.0	78	46819	No
123	GOM_NL__2PRFIN20110212_120624_000000403099_00253_46819_0828.N1	12-FEB-2011 12:06:24	Bright	40.000	130	23Bet Dra	2.7990	5800.0	80	46819	No
124	GOM_NL__2PRFIN20110212_121031_000000383099_00253_46819_0829.N1	12-FEB-2011 12:10:31	Bright	37.500	5	3Alp Lyr	0.033000	11000.	75	46819	No
125	GOM_NL__2PRFIN20110212_121920_000000633099_00253_46819_0830.N1	12-FEB-2011 12:19:20	Bright	63.000	59	55Alp Oph	2.0800	8900.0	126	46819	No
126	GOM_NL__2PRFIN20110212_122135_000000483099_00253_46819_0831.N1	12-FEB-2011 12:21:35	Bright	48.000	126	60Bet Oph	2.7700	4250.0	96	46819	No
127	GOM_NL__2PRFIN20110212_122842_000000483099_00253_46819_0832.N1	12-FEB-2011 12:28:42	Dark	48.000	86	35Eta Oph	2.4300	10200.	96	46819	No
128	GOM_NL__2PRFIN20110212_123336_000000643099_00253_46819_0833.N1	12-FEB-2011 12:33:36	Dark	63.500	16	21Alp Sco	1.0200	3000.0	127	46819	No
129	GOM_NL__2PRFIN20110212_123538_000000553099_00253_46819_0834.N1	12-FEB-2011 12:35:38	Dark	55.000	158	6Pi Sco	2.9060	28000.	110	46819	No
130	GOM_NL__2PRFIN20110212_123932_000000483099_00254_46820_0843.N1	12-FEB-2011 12:39:32	Dark	47.500	131	Gam Lup	2.8000	26000.	95	46820	No
131	GOM_NL__2PRFIN20110212_124505_000000443099_00254_46820_0844.N1	12-FEB-2011 12:45:05	Dark	43.500	10	Bet Cen	0.61000	28000.	87	46820	No
132	GOM_NL__2PRFIN20110212_124813_000000403099_00254_46820_0845.N1	12-FEB-2011 12:48:13	Dark	40.000	12	Alp1Cru	0.77500	30000.	80	46820	No
133	GOM_NL__2PRFIN20110212_124940_000000473099_00254_46820_0846.N1	12-FEB-2011 12:49:40	Dark	47.000	64	Gam Cen	2.2000	10600.	94	46820	No
134	GOM_NL__2PRFIN20110212_125358_000000483099_00254_46820_0847.N1	12-FEB-2011 12:53:58	Dark	48.000	113	Mu Vel	2.6920	5000.0	96	46820	No
135	GOM_NL__2PRFIN20110212_130748_000000513099_00254_46820_0848.N1	12-FEB-2011 13:07:48	Straylight	50.500	48	30Alp Hya	1.9770	4100.0	101	46820	No
136	GOM_NL__2PRFIN20110212_131849_000000473099_00254_46820_0849.N1	12-FEB-2011 13:18:49	Bright	47.000	166	17Eps Leo	2.9800	6000.0	94	46820	No
137	GOM_NL__2PRFIN20110212_133045_000000473099_00254_46820_0850.N1	12-FEB-2011 13:30:45	Bright	46.500	82	48Bet UMa	2.3650	10600.	93	46820	No
138	GOM_NL__2PRFIN20110212_133809_000000403099_00254_46820_0851.N1	12-FEB-2011 13:38:09	Bright	39.500	60	7Bet UMi	2.0810	3950.0	79	46820	No
139	GOM_NL__2PRFIN20110212_134259_000000433099_00254_46820_0852.N1	12-FEB-2011 13:42:59	Bright	43.000	119	14Eta Dra	2.7270	4700.0	86	46820	No
140	GOM_NL__2PRFIN20110212_134638_000000593099_00254_46820_0853.N1	12-FEB-2011 13:46:38	Bright	59.000	130	23Bet Dra	2.7990	5800.0	118	46820	No
141	GOM_NL__2PRFIN20110212_135045_000000393099_00254_46820_0854.N1	12-FEB-2011 13:50:45	Bright	38.500	5	3Alp Lyr	0.033000	11000.	77	46820	No
142	GOM_NL__2PRFIN20110212_135935_000000453099_00254_46820_0855.N1	12-FEB-2011 13:59:35	Bright	44.500	59	55Alp Oph	2.0800	8900.0	89	46820	No
143	GOM_NL__2PRFIN20110212_140149_000000473099_00254_46820_0856.N1	12-FEB-2011 14:01:49	Bright	46.500	126	60Bet Oph	2.7700	4250.0	93	46820	No
144	GOM_NL__2PRFIN20110212_140857_000000493099_00254_46820_0857.N1	12-FEB-2011 14:08:57	Dark	49.000	86	35Eta Oph	2.4300	10200.	98	46820	No
145	GOM_NL__2PRFIN20110212_141351_000000563099_00254_46820_0858.N1	12-FEB-2011 14:13:51	Dark	56.000	16	21Alp Sco	1.0200	3000.0	112	46820	No
146	GOM_NL__2PRFIN20110212_141553_000000543099_00254_46820_0859.N1	12-FEB-2011 14:15:53	Dark	53.500	158	6Pi Sco	2.9060	28000.	107	46820	No
147	GOM_NL__2PRFIN20110212_141947_000000463099_00255_46821_0871.N1	12-FEB-2011 14:19:47	Dark	46.000	131	Gam Lup	2.8000	26000.	92	46821	No
148	GOM_NL__2PRFIN20110212_142519_000000443099_00255_46821_0872.N1	12-FEB-2011 14:25:19	Dark	44.000	10	Bet Cen	0.61000	28000.	88	46821	No
149	GOM_NL__2PRFIN20110212_142827_000000433099_00255_46821_0873.N1	12-FEB-2011 14:28:27	Dark	43.000	12	Alp1Cru	0.77500	30000.	86	46821	No
150	GOM_NL__2PRFIN20110212_142955_000000553099_00255_46821_0874.N1	12-FEB-2011 14:29:55	Dark	55.000	64	Gam Cen	2.2000	10600.	110	46821	No
151	GOM_NL__2PRFIN20110212_143412_000000473099_00255_46821_0875.N1	12-FEB-2011 14:34:12	Dark	47.000	113	Mu Vel	2.6920	5000.0	94	46821	No
152	GOM_NL__2PRFIN20110212_144802_000000553099_00255_46821_0876.N1	12-FEB-2011 14:48:02	Straylight	54.500	48	30Alp Hya	1.9770	4100.0	109	46821	No
153	GOM_NL__2PRFIN20110212_145902_000000473099_00255_46821_0877.N1	12-FEB-2011 14:59:02	Bright	47.000	166	17Eps Leo	2.9800	6000.0	94	46821	No
154	GOM_NL__2PRFIN20110212_151058_000000453099_00255_46821_0878.N1	12-FEB-2011 15:10:58	Bright	45.000	82	48Bet UMa	2.3650	10600.	90	46821	No
155	GOM_NL__2PRFIN20110212_151823_000000423099_00255_46821_0879.N1	12-FEB-2011 15:18:23	Bright	41.500	60	7Bet UMi	2.0810	3950.0	83	46821	No
156	GOM_NL__2PRFIN20110212_152313_000000433099_00255_46821_0880.N1	12-FEB-2011 15:23:13	Bright	43.000	119	14Eta Dra	2.7270	4700.0	86	46821	No
157	GOM_NL__2PRFIN20110212_152652_000000413099_00255_46821_0881.N1	12-FEB-2011 15:26:52	Bright	41.000	130	23Bet Dra	2.7990	5800.0	82	46821	No
158	GOM_NL__2PRFIN20110212_153059_000000363099_00255_46821_0882.N1	12-FEB-2011 15:30:59	Bright	36.000	5	3Alp Lyr	0.033000	11000.	72	46821	No
159	GOM_NL__2PRFIN20110212_153949_000000633099_00255_46821_0883.N1	12-FEB-2011 15:39:49	Bright	63.000	59	55Alp Oph	2.0800	8900.0	126	46821	No
160	GOM_NL__2PRFIN20110212_154204_000000473099_00255_46821_0884.N1	12-FEB-2011 15:42:04	Bright	47.000	126	60Bet Oph	2.7700	4250.0	94	46821	No



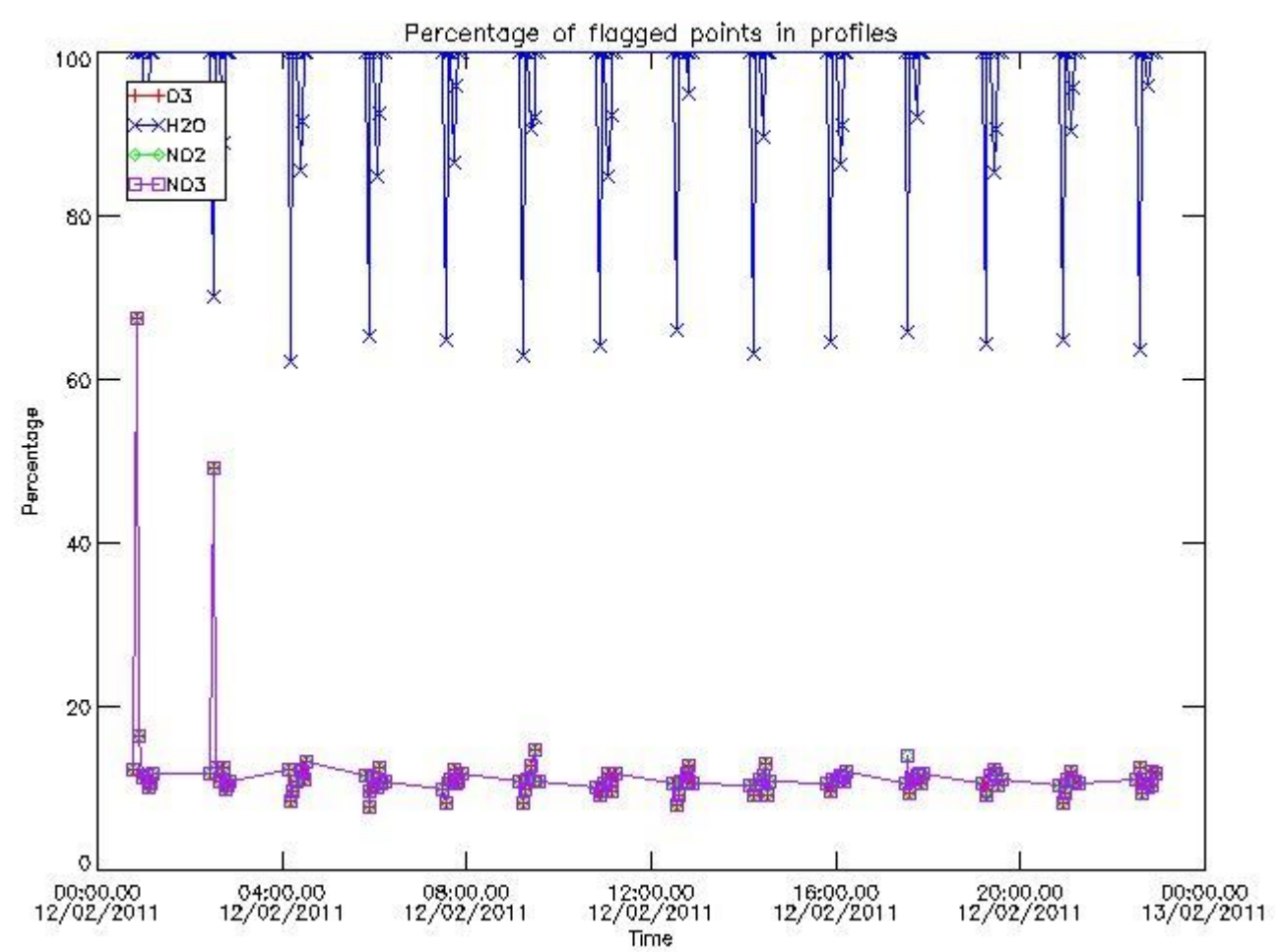
161	GOM_NL__2PRFIN20110212_154912_000000483099_00255_46821_0885.N1	12-FEB-2011 15:49:12	Dark	48.000	86	35Eta Oph	2.4300	10200.	96	46821	No
162	GOM_NL__2PRFIN20110212_155406_000000683099_00255_46821_0886.N1	12-FEB-2011 15:54:06	Dark	68.000	16	21Alp Sco	1.0200	3000.0	136	46821	No
163	GOM_NL__2PRFIN20110212_155608_000000553099_00255_46821_0887.N1	12-FEB-2011 15:56:08	Dark	54.500	158	6Pi Sco	2.9060	28000.	109	46821	No
164	GOM_NL__2PRFIN20110212_160002_000000473099_00256_46822_0900.N1	12-FEB-2011 16:00:02	Dark	46.500	131	Gam Lup	2.8000	26000.	93	46822	No
165	GOM_NL__2PRFIN20110212_160534_000000443099_00256_46822_0901.N1	12-FEB-2011 16:05:34	Dark	44.000	10	Bet Cen	0.61000	28000.	88	46822	No
166	GOM_NL__2PRFIN20110212_160842_000000453099_00256_46822_0902.N1	12-FEB-2011 16:08:42	Dark	45.000	12	Alp1Cru	0.77500	30000.	90	46822	No
167	GOM_NL__2PRFIN20110212_161010_000000473099_00256_46822_0903.N1	12-FEB-2011 16:10:10	Dark	46.500	64	Gam Cen	2.2000	10600.	93	46822	No
168	GOM_NL__2PRFIN20110212_161427_000000423099_00256_46822_0904.N1	12-FEB-2011 16:14:27	Dark	42.000	113	Mu Vel	2.6920	5000.0	84	46822	No
169	GOM_NL__2PRFIN20110212_162816_000000573099_00256_46822_0905.N1	12-FEB-2011 16:28:16	Straylight	56.500	48	30Alp Hya	1.9770	4100.0	113	46822	No
170	GOM_NL__2PRFIN20110212_163916_000000443099_00256_46822_0906.N1	12-FEB-2011 16:39:16	Bright	44.000	166	17Eps Leo	2.9800	6000.0	88	46822	No
171	GOM_NL__2PRFIN20110212_165112_000000473099_00256_46822_0907.N1	12-FEB-2011 16:51:12	Bright	46.500	82	48Bet UMa	2.3650	10600.	93	46822	No
172	GOM_NL__2PRFIN20110212_165837_000000433099_00256_46822_0908.N1	12-FEB-2011 16:58:37	Bright	42.500	60	7Bet UMi	2.0810	3950.0	85	46822	No
173	GOM_NL__2PRFIN20110212_170327_000000433099_00256_46822_0909.N1	12-FEB-2011 17:03:27	Bright	43.000	119	14Eta Dra	2.7270	4700.0	86	46822	No
174	GOM_NL__2PRFIN20110212_170706_000000423099_00256_46822_0910.N1	12-FEB-2011 17:07:06	Bright	41.500	130	23Bet Dra	2.7990	5800.0	83	46822	No
175	GOM_NL__2PRFIN20110212_171113_000000383099_00256_46822_0911.N1	12-FEB-2011 17:11:13	Bright	38.000	5	3Alp Lyr	0.033000	11000.	76	46822	No
176	GOM_NL__2PRFIN20110212_172004_000000633099_00256_46822_0912.N1	12-FEB-2011 17:20:04	Bright	63.000	59	55Alp Oph	2.0800	8900.0	126	46822	No
177	GOM_NL__2PRFIN20110212_172218_000000473099_00256_46822_0913.N1	12-FEB-2011 17:22:18	Bright	46.500	126	60Bet Oph	2.7700	4250.0	93	46822	No
178	GOM_NL__2PRFIN20110212_172927_000000483099_00256_46822_0914.N1	12-FEB-2011 17:29:27	Dark	48.000	86	35Eta Oph	2.4300	10200.	96	46822	No
179	GOM_NL__2PRFIN20110212_173421_000000693099_00256_46822_0915.N1	12-FEB-2011 17:34:21	Dark	69.000	16	21Alp Sco	1.0200	3000.0	138	46822	No
180	GOM_NL__2PRFIN20110212_173624_000000543099_00256_46822_0916.N1	12-FEB-2011 17:36:24	Dark	54.000	158	6Pi Sco	2.9060	28000.	108	46822	No
181	GOM_NL__2PRFIN20110212_174017_000000463099_00257_46823_0947.N1	12-FEB-2011 17:40:17	Dark	45.500	131	Gam Lup	2.8000	26000.	91	46823	No
182	GOM_NL__2PRFIN20110212_174549_000000443099_00257_46823_0948.N1	12-FEB-2011 17:45:49	Dark	44.000	10	Bet Cen	0.61000	28000.	88	46823	No
183	GOM_NL__2PRFIN20110212_174857_000000433099_00257_46823_0949.N1	12-FEB-2011 17:48:57	Dark	43.000	12	Alp1Cru	0.77500	30000.	86	46823	No
184	GOM_NL__2PRFIN20110212_175025_000000483099_00257_46823_0950.N1	12-FEB-2011 17:50:25	Dark	48.000	64	Gam Cen	2.2000	10600.	96	46823	No
185	GOM_NL__2PRFIN20110212_175441_000000473099_00257_46823_0951.N1	12-FEB-2011 17:54:41	Dark	47.000	113	Mu Vel	2.6920	5000.0	94	46823	No
186	GOM_NL__2PRFIN20110212_180830_000000533099_00257_46823_0952.N1	12-FEB-2011 18:08:30	Straylight	52.500	48	30Alp Hya	1.9770	4100.0	105	46823	No
187	GOM_NL__2PRFIN20110212_181930_000000473099_00257_46823_0953.N1	12-FEB-2011 18:19:30	Bright	47.000	166	17Eps Leo	2.9800	6000.0	94	46823	No
188	GOM_NL__2PRFIN20110212_183125_000000463099_00257_46823_0954.N1	12-FEB-2011 18:31:25	Bright	45.500	82	48Bet UMa	2.3650	10600.	91	46823	No
189	GOM_NL__2PRFIN20110212_183851_000000403099_00257_46823_0955.N1	12-FEB-2011 18:38:51	Bright	39.500	60	7Bet UMi	2.0810	3950.0	79	46823	No
190	GOM_NL__2PRFIN20110212_184340_000000453099_00257_46823_0956.N1	12-FEB-2011 18:43:40	Bright	44.500	119	14Eta Dra	2.7270	4700.0	89	46823	No
191	GOM_NL__2PRFIN20110212_184720_000000423099_00257_46823_0957.N1	12-FEB-2011 18:47:20	Bright	42.000	130	23Bet Dra	2.7990	5800.0	84	46823	No
192	GOM_NL__2PRFIN20110212_185127_000000403099_00257_46823_0958.N1	12-FEB-2011 18:51:27	Bright	40.000	5	3Alp Lyr	0.033000	11000.	80	46823	No
193	GOM_NL__2PRFIN20110212_190018_000000633099_00257_46823_0959.N1	12-FEB-2011 19:00:18	Bright	63.000	59	55Alp Oph	2.0800	8900.0	126	46823	No
194	GOM_NL__2PRFIN20110212_190233_000000473099_00257_46823_0960.N1	12-FEB-2011 19:02:33	Bright	47.000	126	60Bet Oph	2.7700	4250.0	94	46823	No
195	GOM_NL__2PRFIN20110212_190942_000000483099_00257_46823_0961.N1	12-FEB-2011 19:09:42	Dark	48.000	86	35Eta Oph	2.4300	10200.	96	46823	No
196	GOM_NL__2PRFIN20110212_191436_000000553099_00257_46823_0962.N1	12-FEB-2011 19:14:36	Dark	55.000	16	21Alp Sco	1.0200	3000.0	110	46823	No
197	GOM_NL__2PRFIN20110212_191639_000000543099_00257_46823_0963.N1	12-FEB-2011 19:16:39	Dark	53.500	158	6Pi Sco	2.9060	28000.	107	46823	No
198	GOM_NL__2PRFIN20110212_192033_000000483099_00258_46824_1072.N1	12-FEB-2011 19:20:33	Dark	48.000	131	Gam Lup	2.8000	26000.	96	46824	No
199	GOM_NL__2PRFIN20110212_192603_000000423099_00258_46824_1073.N1	12-FEB-2011 19:26:03	Dark	41.500	10	Bet Cen	0.61000	28000.	83	46824	No
200	GOM_NL__2PRFIN20110212_192911_000000433099_00258_46824_1074.N1	12-FEB-2011 19:29:11	Dark	43.000	12	Alp1Cru	0.77500	30000.	86	46824	No
201	GOM_NL__2PRFIN20110212_193040_000000493099_00258_46824_1075.N1	12-FEB-2011 19:30:40	Dark	49.000	64	Gam Cen	2.2000	10600.	98	46824	No
202	GOM_NL__2PRFIN20110212_193456_000000463099_00258_46824_1076.N1	12-FEB-2011 19:34:56	Dark	46.000	113	Mu Vel	2.6920	5000.0	92	46824	No
203	GOM_NL__2PRFIN20110212_194844_000000503099_00258_46824_1077.N1	12-FEB-2011 19:48:44	Straylight	50.000	48	30Alp Hya	1.9770	4100.0	100	46824	No
204	GOM_NL__2PRFIN20110212_195943_000000463099_00258_46824_1078.N1	12-FEB-2011 19:59:43	Bright	45.500	166	17Eps Leo	2.9800	6000.0	91	46824	No
205	GOM_NL__2PRFIN20110212_201138_000000463099_00258_46824_1079.N1	12-FEB-2011 20:11:38	Bright	46.000	82	48Bet UMa	2.3650	10600.	92	46824	No
206	GOM_NL__2PRFIN20110212_201904_000000373099_00258_46824_1080.N1	12-FEB-2011 20:19:04	Bright	36.500	60	7Bet UMi	2.0810	3950.0	73	46824	No
207	GOM_NL__2PRFIN20110212_202354_000000433099_00258_46824_1081.N1	12-FEB-2011 20:23:54	Bright	42.500	119	14Eta Dra	2.7270	4700.0	85	46824	No
208	GOM_NL__2PRFIN20110212_202734_000000423099_00258_46824_1082.N1	12-FEB-2011 20:27:34	Bright	41.500	130	23Bet Dra	2.7990	5800.0	83	46824	No
209	GOM_NL__2PRFIN20110212_203142_000000403099_00258_46824_1083.N1	12-FEB-2011 20:31:42	Bright	39.500	5	3Alp Lyr	0.033000	11000.	79	46824	No
210	GOM_NL__2PRFIN20110212_204956_000000493099_00258_46824_1084.N1	12-FEB-2011 20:49:56	Dark	49.000	86	35Eta Oph	2.4300	10200.	98	46824	No
211	GOM_NL__2PRFIN20110212_205451_000000623099_00258_46824_1085.N1	12-FEB-2011 20:54:51	Dark	61.500	16	21Alp Sco	1.0200	3000.0	123	46824	No
212	GOM_NL__2PRFIN20110212_205654_000000543099_00258_46824_1086.N1	12-FEB-2011 20:56:54	Dark	54.000	158	6Pi Sco	2.9060	28000.	108	46824	No
213	GOM_NL__2PRFIN20110212_210047_000000463099_00259_46825_1202.N1	12-FEB-2011 21:00:47	Dark	46.000	131	Gam Lup	2.8000	26000.	92	46825	No
214	GOM_NL__2PRFIN20110212_210618_000000423099_00259_46825_1203.N1	12-FEB-2011 21:06:18	Dark	42.000	10	Bet Cen	0.61000	28000.	84	46825	No
215	GOM_NL__2PRFIN20110212_210925_000000473099_00259_46825_1204.N1	12-FEB-2011 21:09:25	Dark	47.000	12	Alp1Cru	0.77500	30000.	94	46825	No
216	GOM_NL__2PRFIN20110212_211055_000000473099_00259_46825_1205.N1	12-FEB-2011 21:10:55	Dark	46.500	64	Gam Cen	2.2000	10600.	93	46825	No
217	GOM_NL__2PRFIN20110212_211510_000000483099_00259_46825_1206.N1	12-FEB-2011 21:15:10	Dark	48.000	113	Mu Vel	2.6920	5000.0	96	46825	No
218	GOM_NL__2PRFIN20110212_212858_000000503099_00259_46825_1207.N1	12-FEB-2011 21:28:58	Straylight	49.500	48	30Alp Hya	1.9770	4100.0	99	46825	No
219	GOM_NL__2PRFIN20110212_213956_000000463099_00259_46825_1208.N1	12-FEB-2011 21:39:56	Bright	45.500	166	17Eps Leo	2.9800	6000.0	91	46825	No

220	GOM_NL__2PRFIN20110212_215151_000000433099_00259_46825_1209.N1	12-FEB-2011 21:51:51	Bright	43.000	82	48Bet UMa	2.3650	10600.	86	46825	No
221	GOM_NL__2PRFIN20110212_215918_000000413099_00259_46825_1210.N1	12-FEB-2011 21:59:18	Bright	41.000	60	7Bet UMi	2.0810	3950.0	82	46825	No
222	GOM_NL__2PRFIN20110212_220408_000000433099_00259_46825_1211.N1	12-FEB-2011 22:04:08	Bright	43.000	119	14Eta Dra	2.7270	4700.0	86	46825	No
223	GOM_NL__2PRFIN20110212_220748_000000413099_00259_46825_1212.N1	12-FEB-2011 22:07:48	Bright	40.500	130	23Bet Dra	2.7990	5800.0	81	46825	No
224	GOM_NL__2PRFIN20110212_221156_000000363099_00259_46825_1213.N1	12-FEB-2011 22:11:56	Bright	35.500	5	3Alp Lyr	0.033000	11000.	71	46825	No
225	GOM_NL__2PRFIN20110212_223011_000000463099_00259_46825_1214.N1	12-FEB-2011 22:30:11	Dark	46.000	86	35Eta Oph	2.4300	10200.	92	46825	No
226	GOM_NL__2PRFIN20110212_223506_000000693099_00259_46825_1215.N1	12-FEB-2011 22:35:06	Dark	69.000	16	21Alp Sco	1.0200	3000.0	138	46825	No
227	GOM_NL__2PRFIN20110212_223709_000000553099_00259_46825_1216.N1	12-FEB-2011 22:37:09	Dark	54.500	158	6Pi Sco	2.9060	28000.	109	46825	No
228	GOM_NL__2PRFIN20110212_224102_000000483099_00260_46826_1184.N1	12-FEB-2011 22:41:02	Dark	48.000	131	Gam Lup	2.8000	26000.	96	46826	No
229	GOM_NL__2PRFIN20110212_224632_000000513099_00260_46826_1185.N1	12-FEB-2011 22:46:32	Dark	50.500	10	Bet Cen	0.61000	28000.	101	46826	No
230	GOM_NL__2PRFIN20110212_224940_000000433099_00260_46826_1186.N1	12-FEB-2011 22:49:40	Dark	42.500	12	Alp1Cru	0.77500	30000.	85	46826	No
231	GOM_NL__2PRFIN20110212_225109_000000503099_00260_46826_1187.N1	12-FEB-2011 22:51:09	Dark	49.500	64	Gam Cen	2.2000	10600.	99	46826	No
232	GOM_NL__2PRFIN20110212_225525_000000443099_00260_46826_1188.N1	12-FEB-2011 22:55:25	Dark	43.500	113	Mu Vel	2.6920	5000.0	87	46826	No
233	GOM_NL__2PRFIN20110212_230912_000000483099_00260_46826_1189.N1	12-FEB-2011 23:09:12	Straylight	48.000	48	30Alp Hya	1.9770	4100.0	96	46826	No
234	GOM_NL__2PRFIN20110212_232010_000000473099_00260_46826_1190.N1	12-FEB-2011 23:20:10	Bright	46.500	166	17Eps Leo	2.9800	6000.0	93	46826	No
235	GOM_NL__2PRFIN20110212_233205_000000463099_00260_46826_1191.N1	12-FEB-2011 23:32:05	Bright	45.500	82	48Bet UMa	2.3650	10600.	91	46826	No
236	GOM_NL__2PRFIN20110212_233932_000000373099_00260_46826_1192.N1	12-FEB-2011 23:39:32	Bright	36.500	60	7Bet UMi	2.0810	3950.0	73	46826	No
237	GOM_NL__2PRFIN20110212_234422_000000443099_00260_46826_1193.N1	12-FEB-2011 23:44:22	Bright	43.500	119	14Eta Dra	2.7270	4700.0	87	46826	No
238	GOM_NL__2PRFIN20110212_234802_000000393099_00260_46826_1194.N1	12-FEB-2011 23:48:02	Bright	39.000	130	23Bet Dra	2.7990	5800.0	78	46826	No
239	GOM_NL__2PRFIN20110212_235210_000000363099_00260_46826_1195.N1	12-FEB-2011 23:52:10	Bright	36.000	5	3Alp Lyr	0.033000	11000.	72	46826	No

### 3. Quality information per product

In this section it is plotted some information contained in the Quality Summary data set of the level 2 products. Only products in dark limb conditions and without errors (error flag in the MPH set to "0") are used.


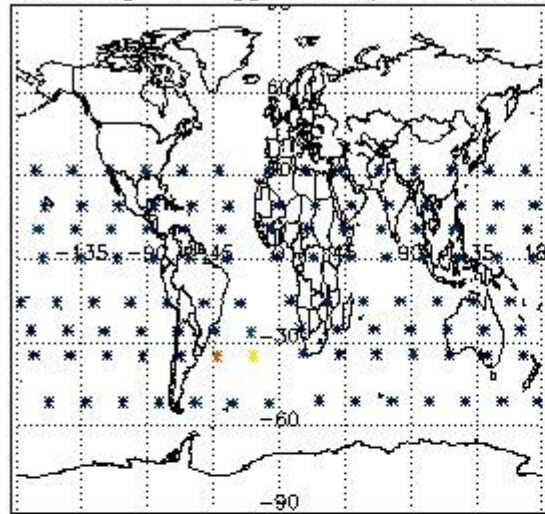
#### 3.1 Plot quality information per product (time dependant)



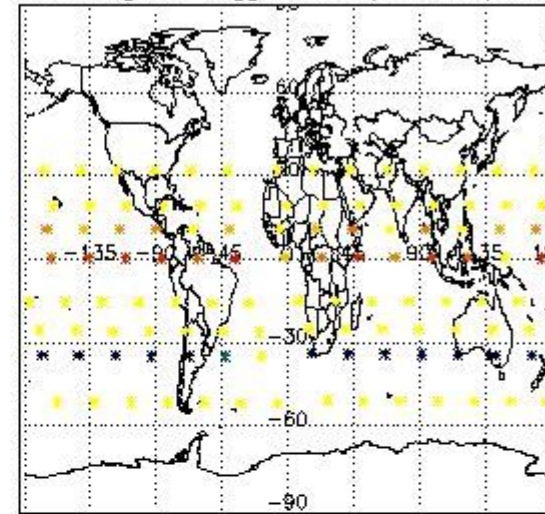
3.2 Plot quality information per product (world map)




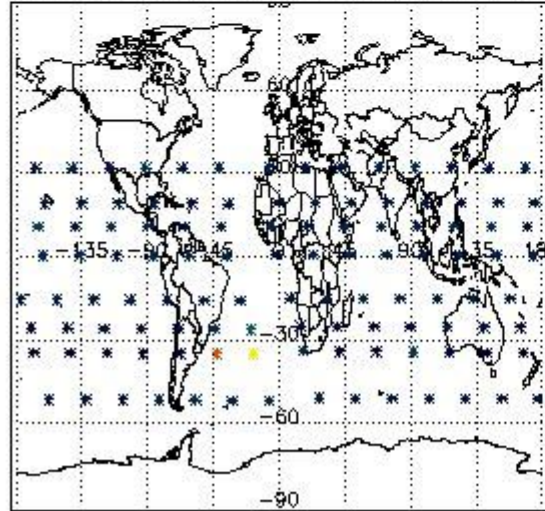
Percentage of flagged data per O3 profile



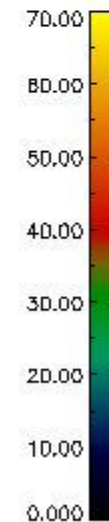
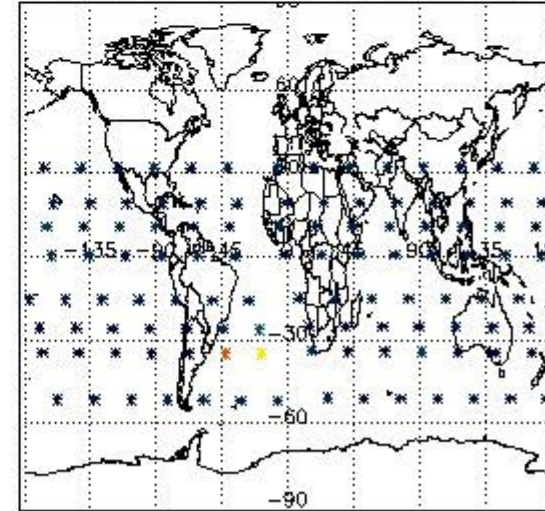
Percentage of flagged data per H2O profile



Percentage of flagged data per NO2 profile



Percentage of flagged data per NO3 profile



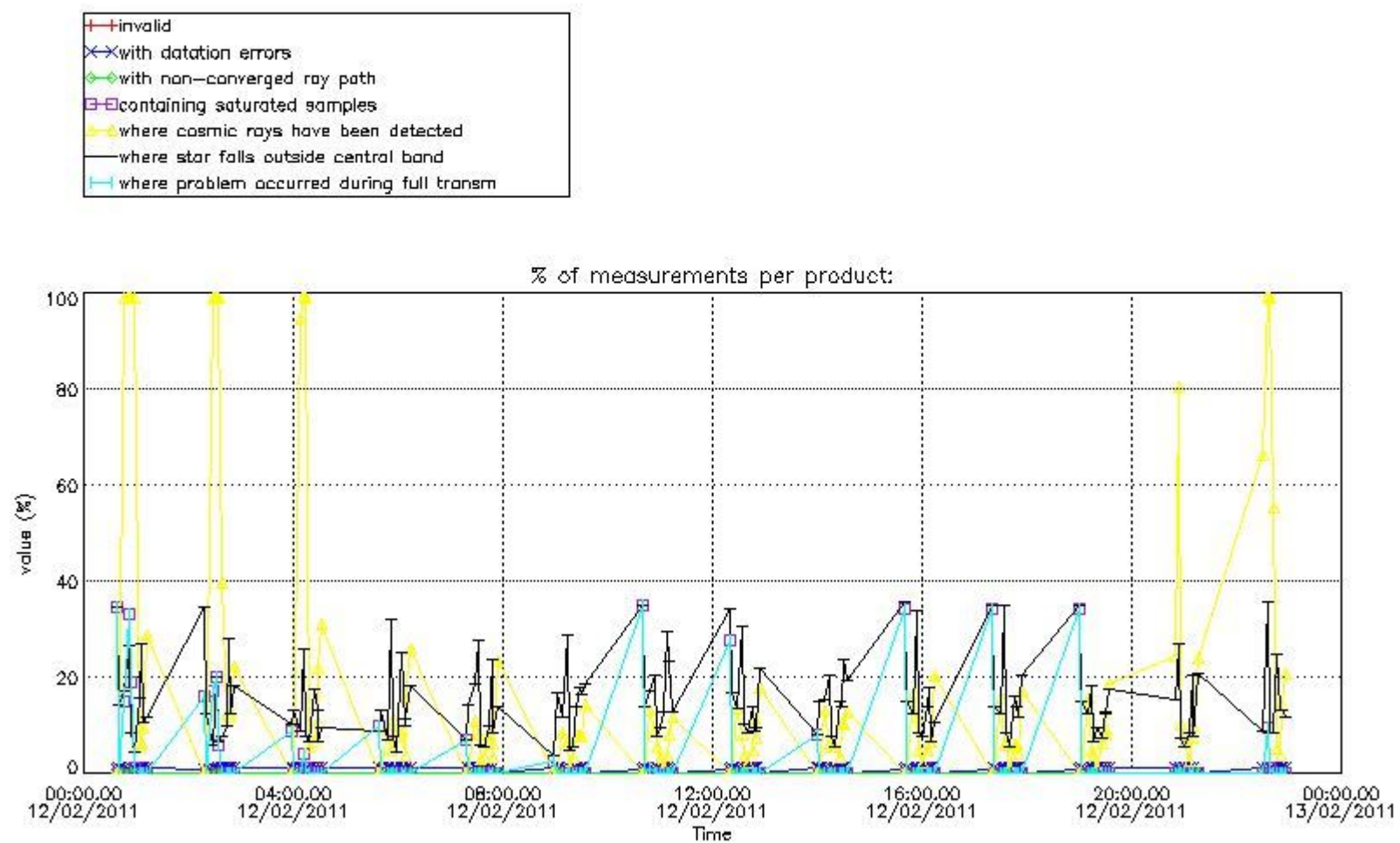
#### 4. Level 1 quality information per product

In this section it is plotted some information contained in the Quality Summary data set of the level 2 products that comes from the level 1b processing. Products without errors (error flag in the MPH set to "0") are used.

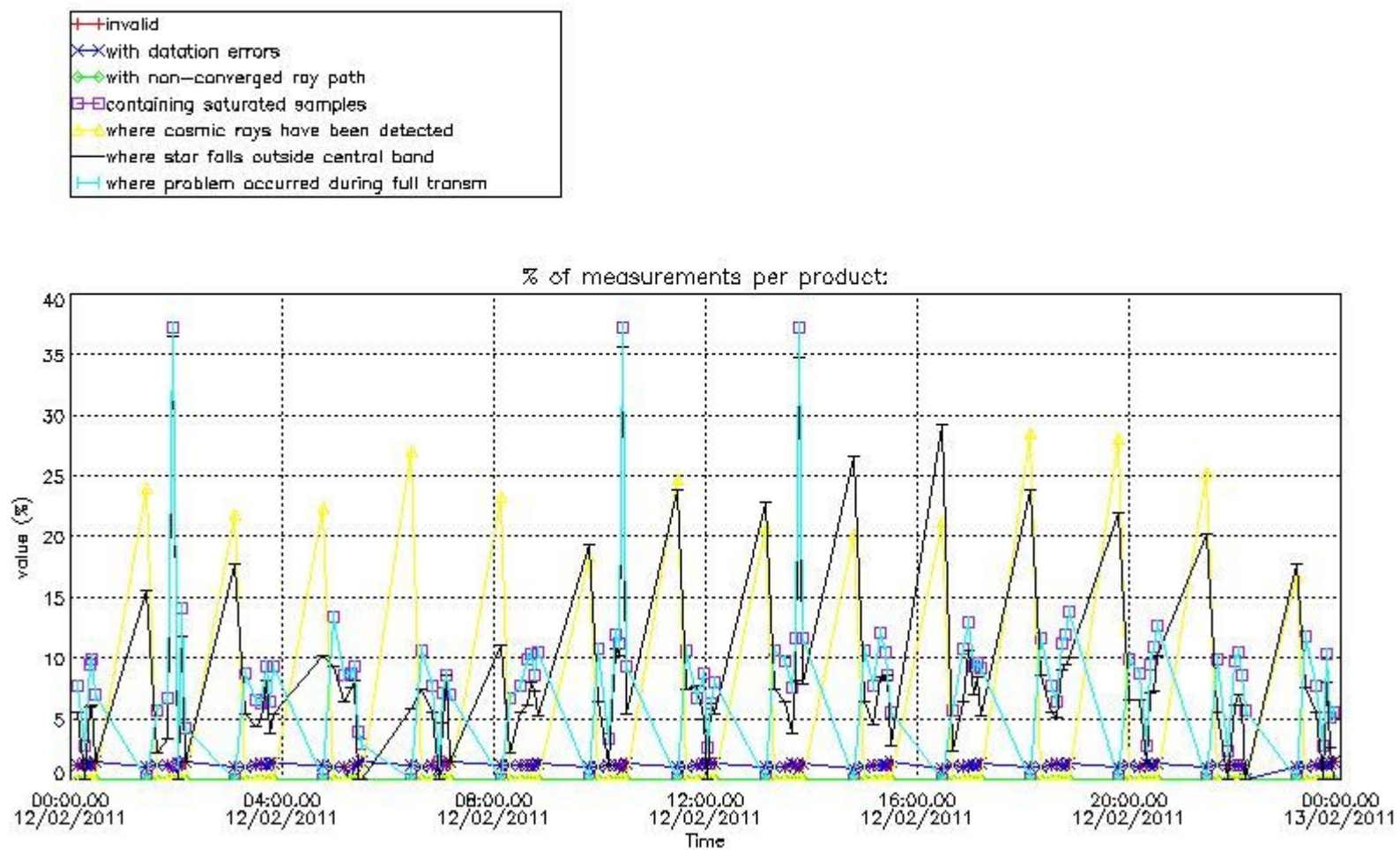
##### 4.1 Plot quality information per product (time dependant) coming from level 1b processing

##### 4.1.1 Plot level 1 quality information per product (time dependant): ENVISAT ASCENDING passes





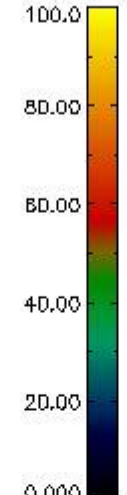
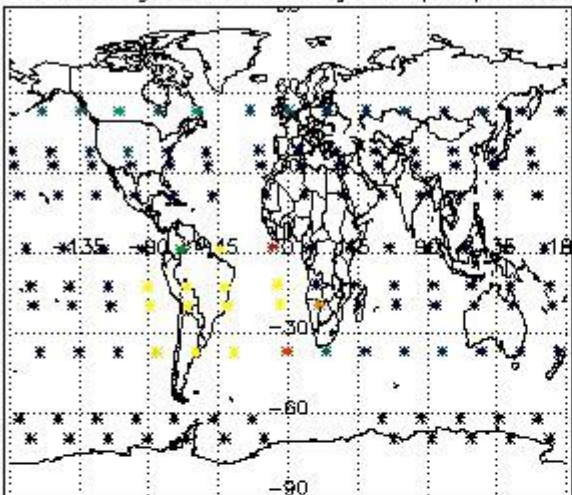
4.1.2 Plot level 1 quality information per product (time dependant): ENVI SAT DESCENDING passes



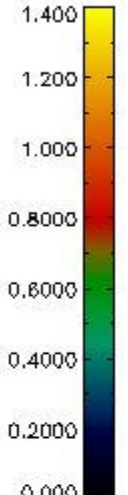
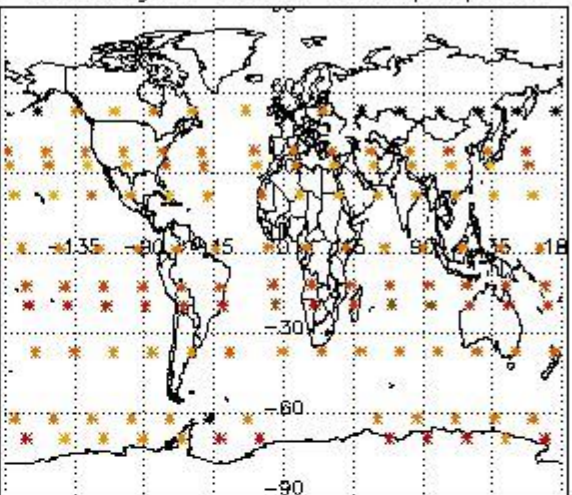
4.2 Plot quality information per product coming from level 1b processing (world map)

4.2.1 Plot level 1 quality information per product (world map): ENVISAT ASCENDING passes

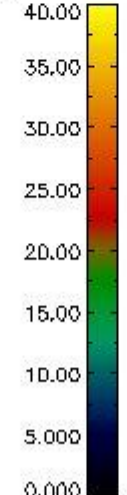
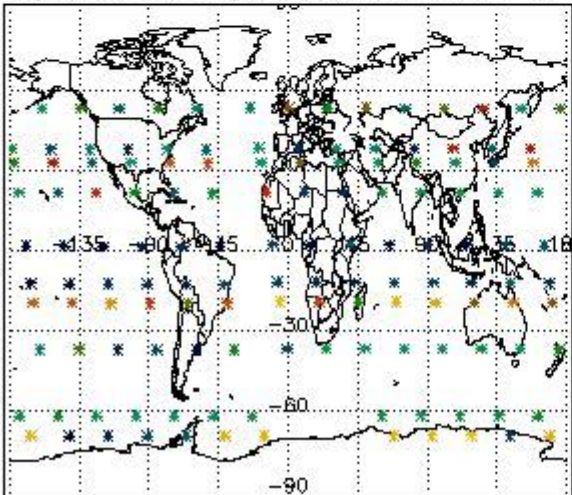
Percentage of cosmic ray hits per profile



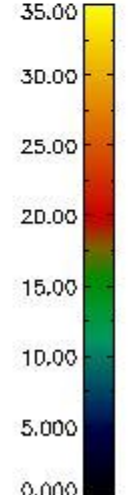
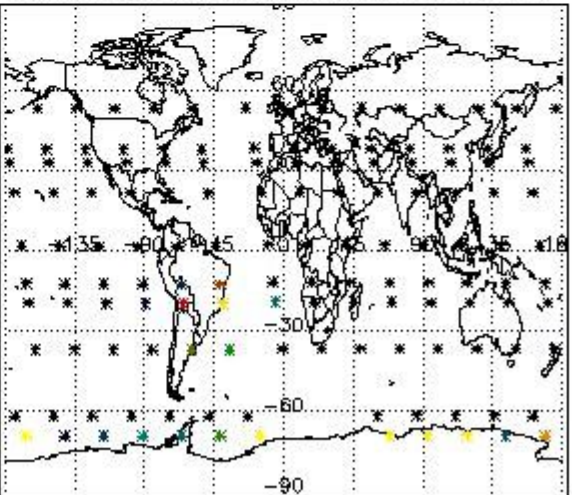
Percentage of datation errors per profile



Percentage of star falling outside central band per profile

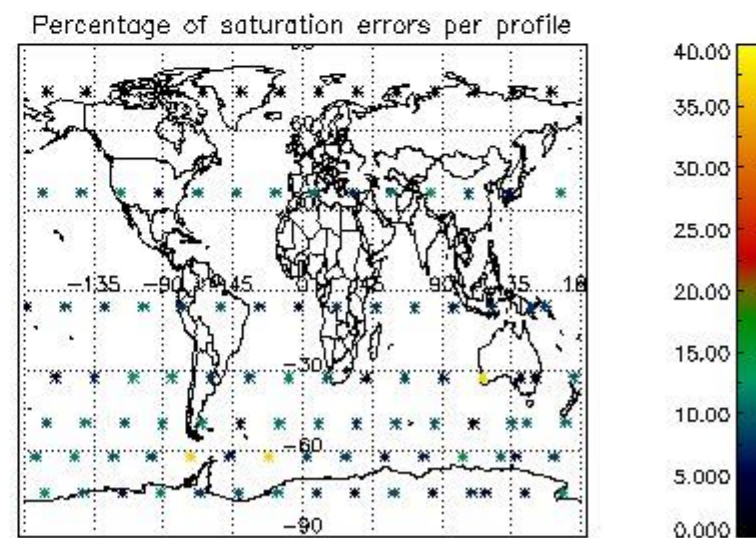
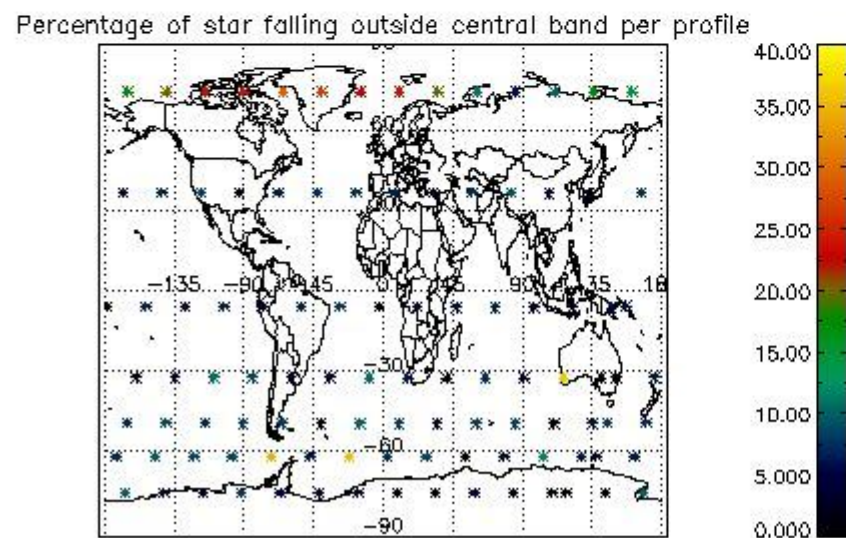
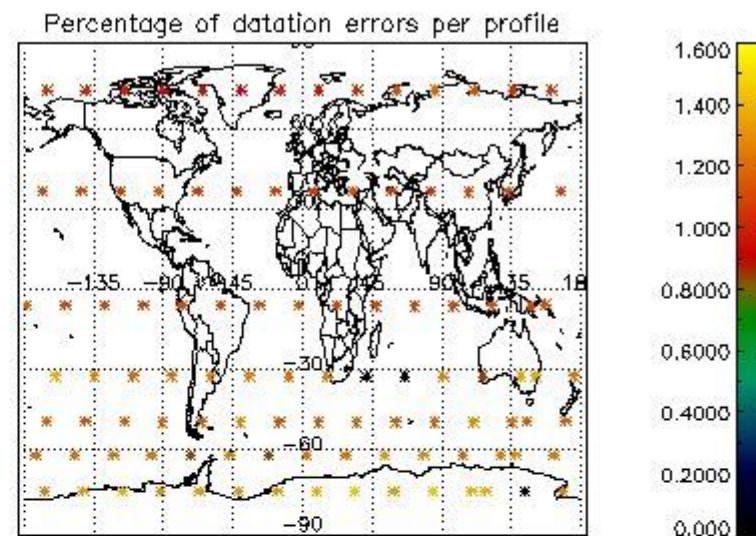
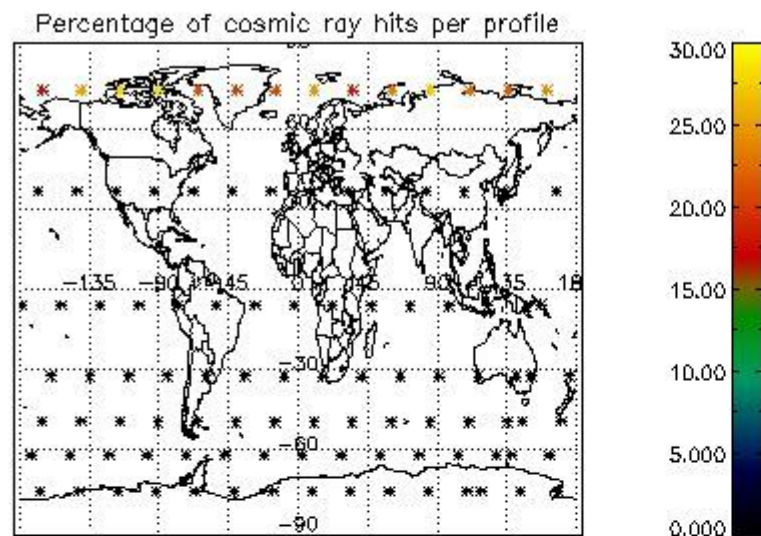


Percentage of saturation errors per profile



4.2.2 Plot level 1 quality information per product (world map): ENVISAT DESCENDING passes





## 5. Trace gas profiles

### 5.1 Ozone statistics based on quality of products

The final quality of the products can be "measured" using the STD (Standard Deviation) attached to every point profile. This information is written to the parameter GOM\_NL\_\_2P/NL\_LOCAL\_SPECIES\_DENSITY/o3\_std of the level 2 products. The table below shows the statistics for given STD ranges.

The statistics are given with respect to the overall valid production:

- Products without fatal errors: GOM\_NL\_\_2P/MPH/PRODUCT\_ERR=0
- Valid point profile: GOM\_NL\_\_2P/NL\_LOCAL\_SPECIES\_DENSITY/pcd(0)=0

The 'Criteria' is applied to valid points of dark limb products:

- Products in dark limb illumination condition: GOM\_NL\_\_2P/NL\_SUMMARY\_QUALITY/obs\_ill\_cond=0
- Products without fatal errors: GOM\_NL\_\_2P/MPH/PRODUCT\_ERR=0
- Valid point profile: GOM\_NL\_\_2P/NL\_LOCAL\_SPECIES\_DENSITY/pcd(0)=0

So, the table below shows the percentage of dark limb and valid observations for each criteria with respect to the overall valid daily observations.

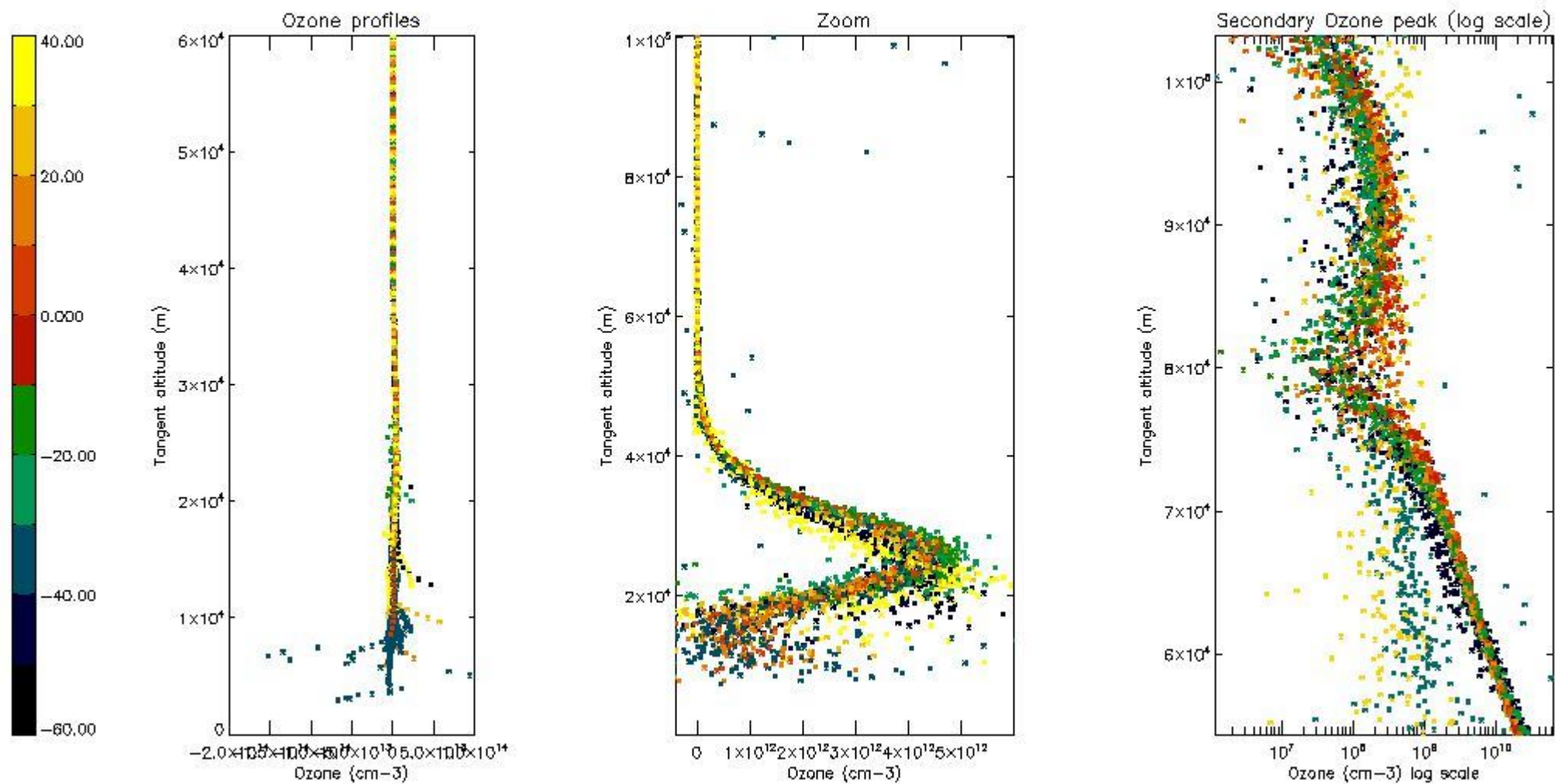
Criteria	% of total production
All STD	50
STD < 20	25



STD < 10	21
STD < 5	13

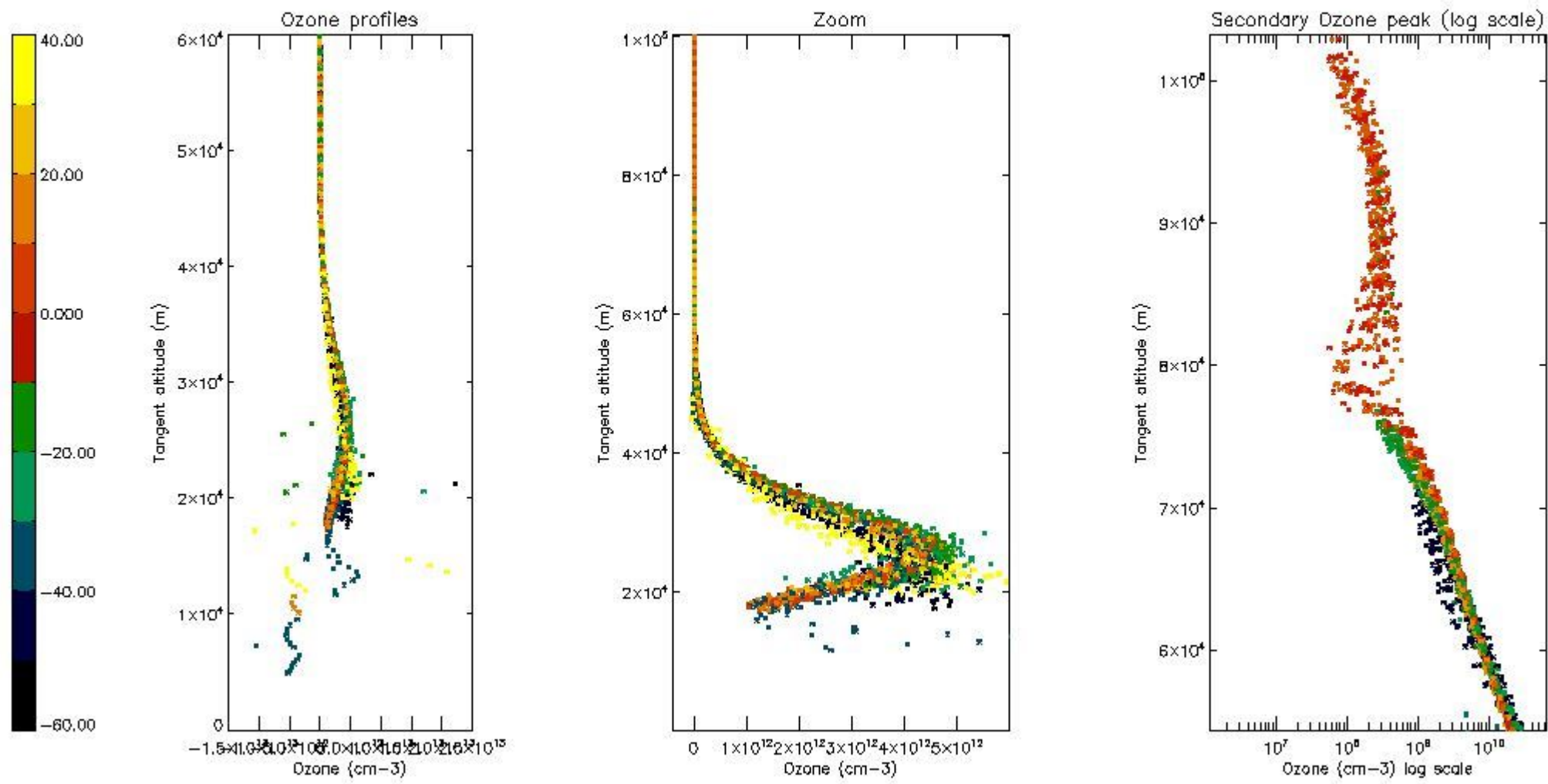
5.2 Plot ozone profiles for all STD (dark without errors)

The colorbar represents the latitude.



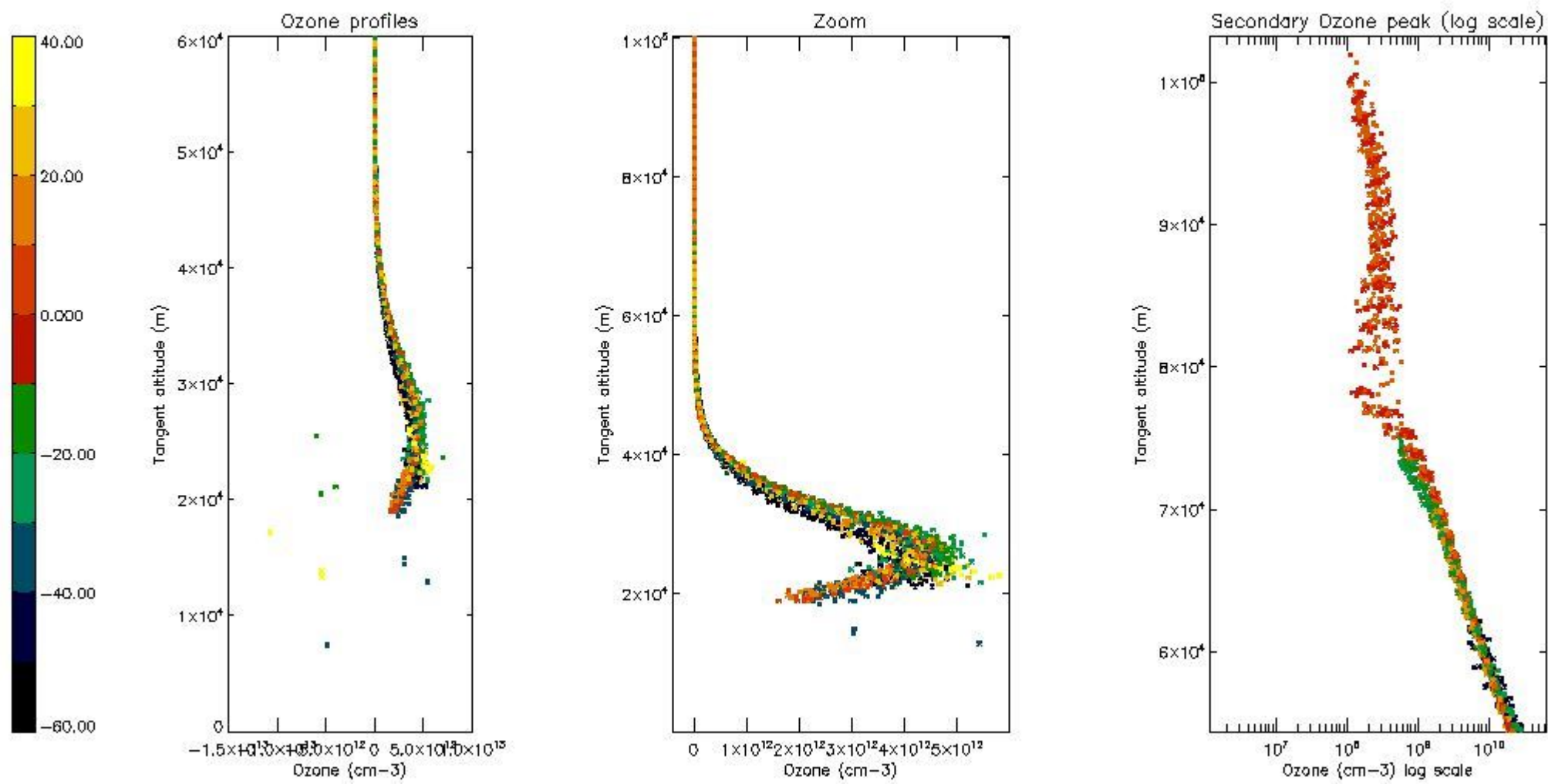
5.3 Plot ozone profiles where STD < 20% (dark without errors)

The colorbar represents the latitude.



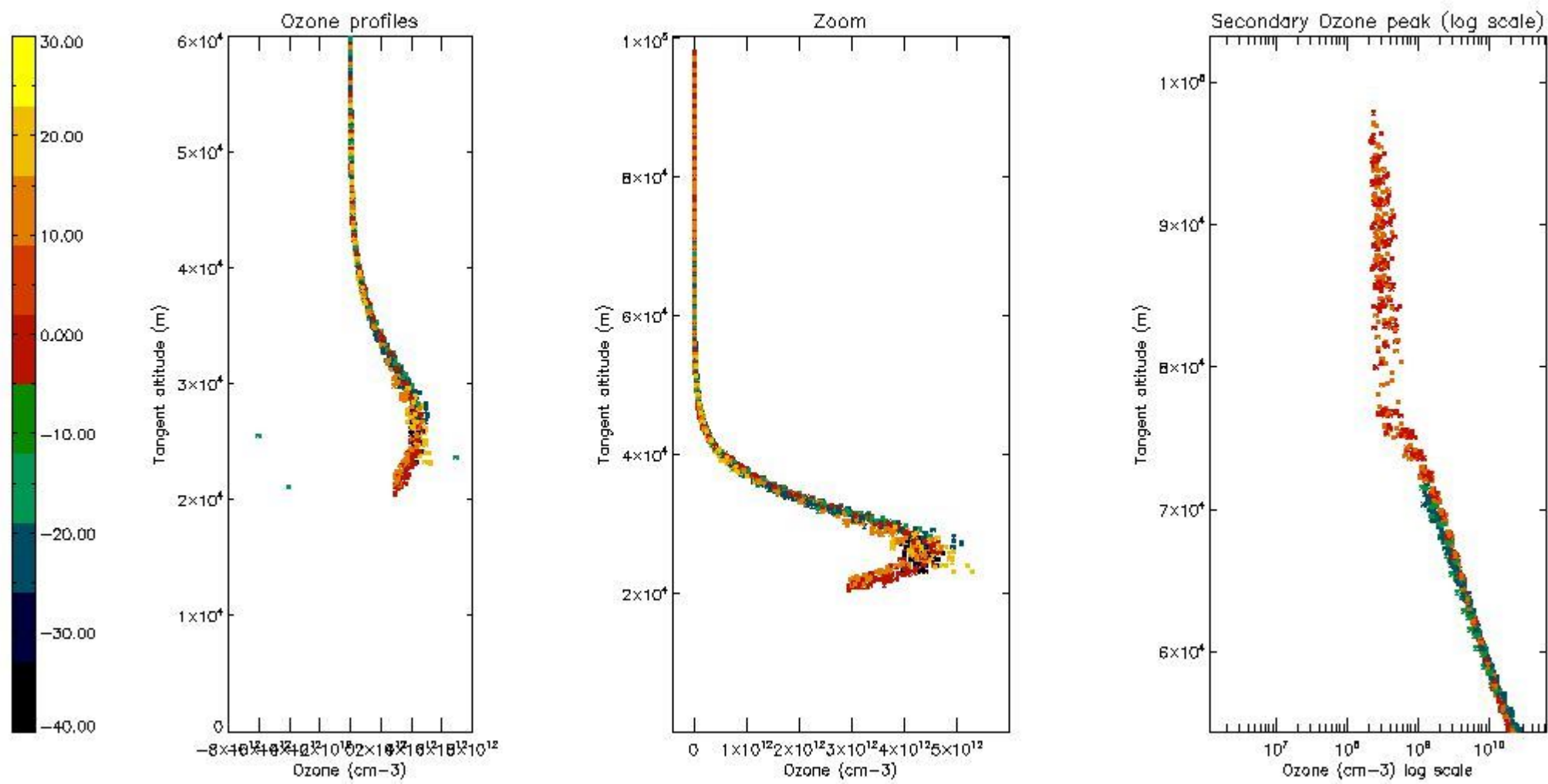
*5.4 Plot ozone profiles where STD < 10% (dark without errors)*

The colorbar represents the latitude.



*5.5 Plot ozone profiles where STD < 5% (dark without errors)*

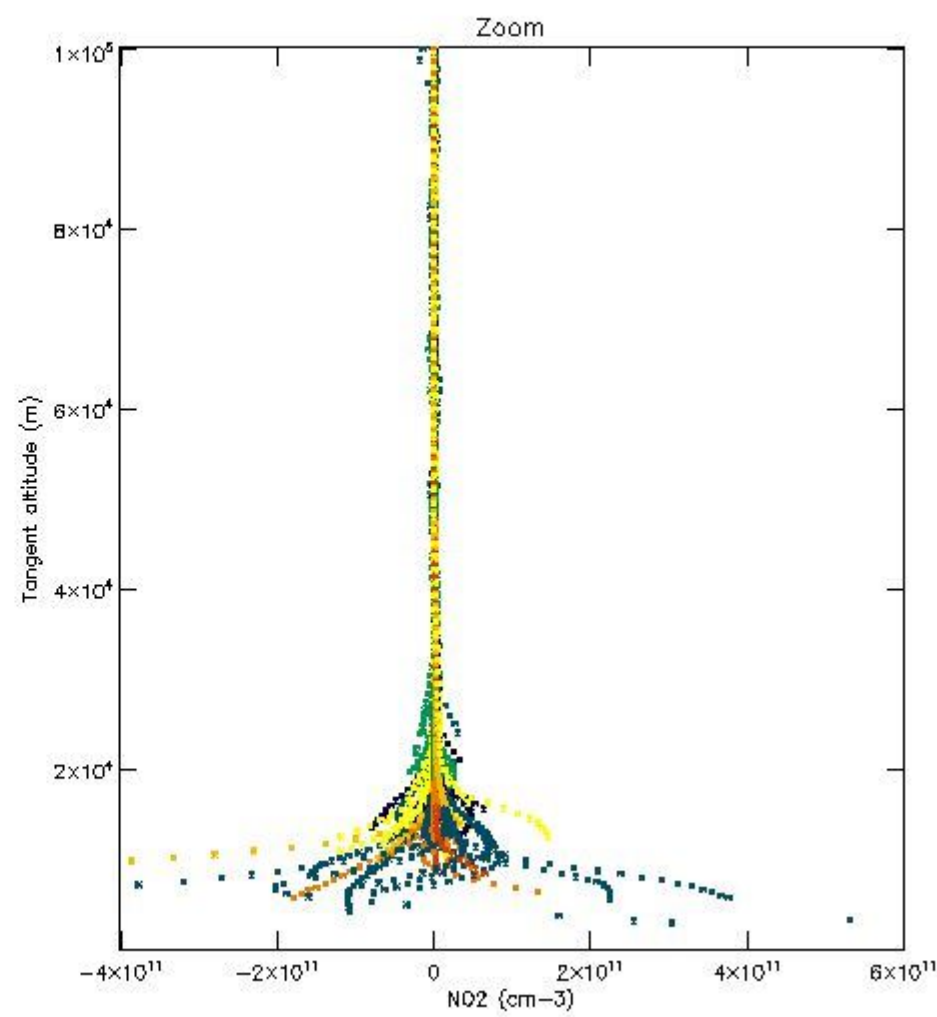
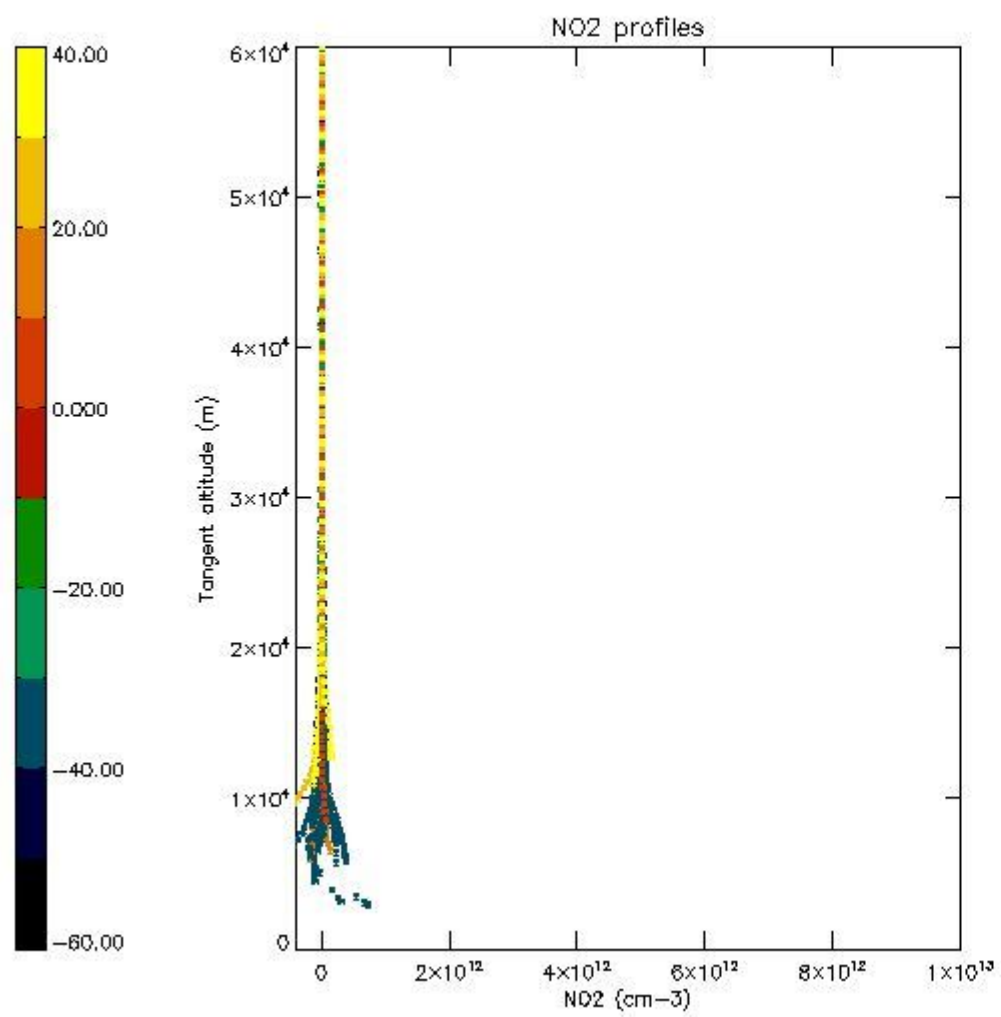
The colorbar represents the latitude.



*5.6 Plot NO<sub>2</sub> profiles for all STD (dark without errors)*

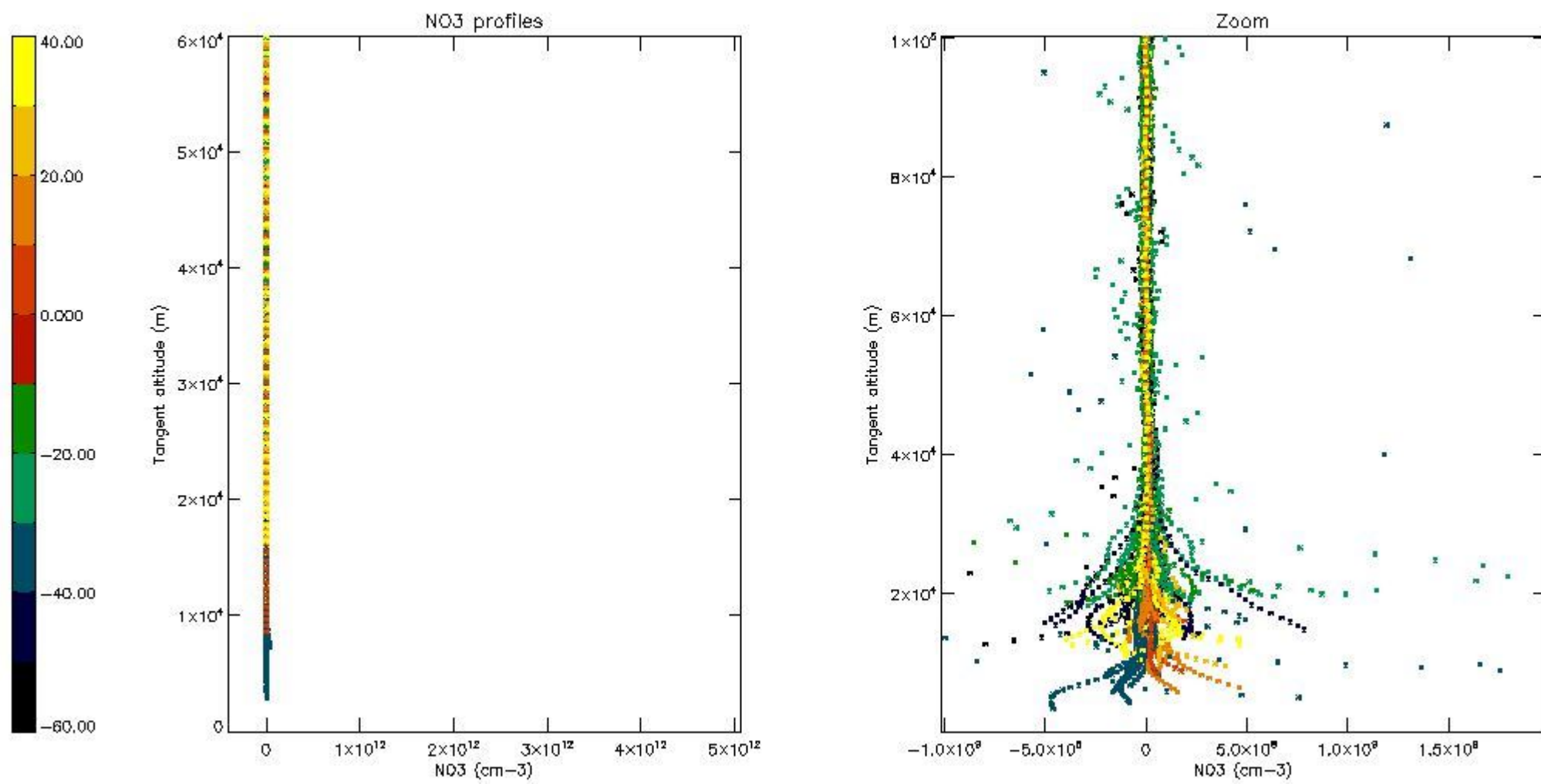
The colorbar represents the latitude.





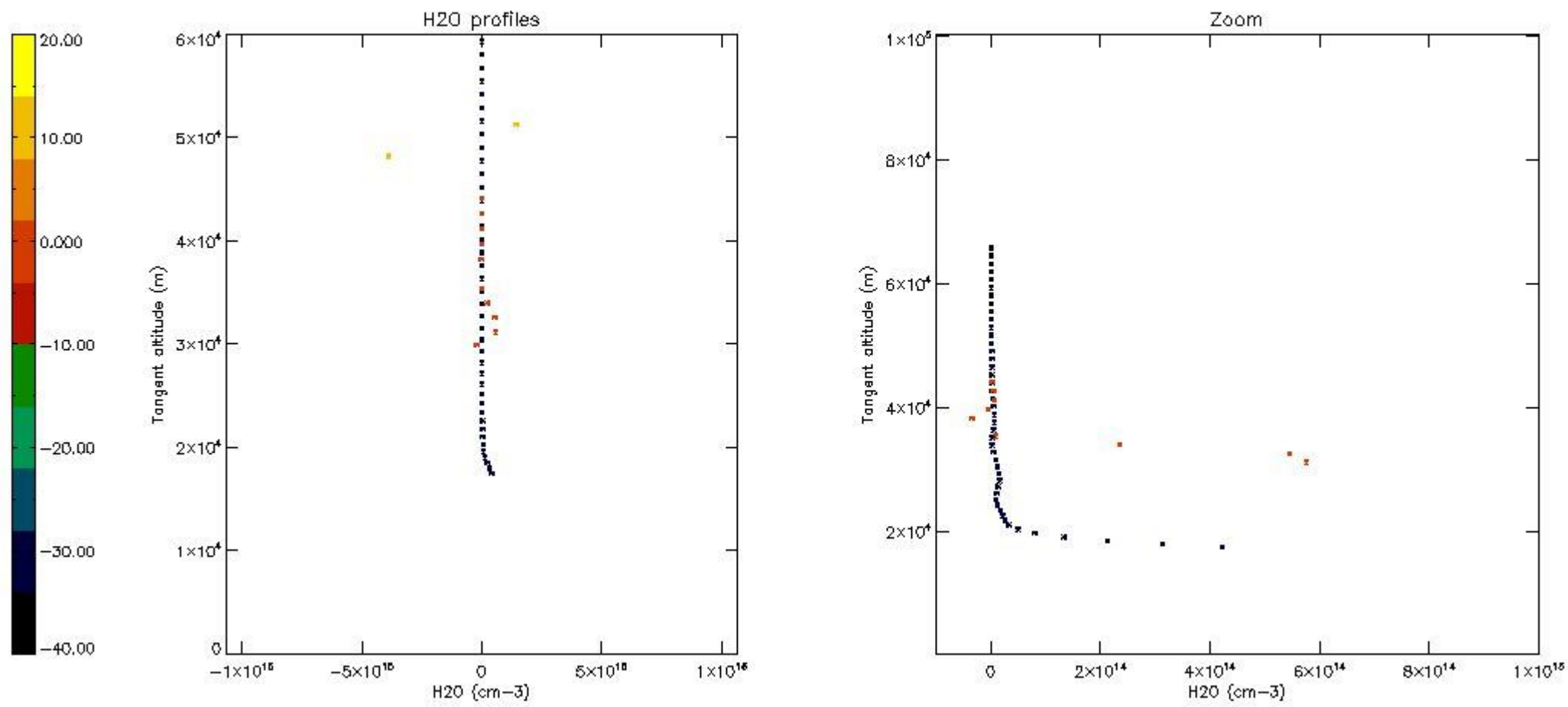
*5.7 Plot NO3 profiles for all STD (dark without errors)*

The colorbar represents the latitude.



*5.8 Plot H2O profiles for all STD (only for occultations of stars 1,2,3,4,13,14,16,26,63 dark without errors)*

The colorbar represents the latitude.



## 6. Auxiliary Data Files used for the production reported in section 2

The number reported in the third column indicates since which file (see list in section 2) the corresponding auxiliary file has been used. The fourth column is the date of those product files.

Type	Auxiliary Filename	Used since product	Used since product date
INST_PHYS_CHARACTERISTICS	GOM_INS_AXVIEC20091111_143220_20030716_120000_20500101_000000	1	12-FEB-2011 00:08:59
LEVEL-2_PROC_CONFIG	GOM_PR2_AXVIEC20091111_152718_20020301_000000_20500101_000000	1	12-FEB-2011 00:08:59
CROSS_SECTIONS_FILE	GOM_CRS_AXVIEC20091111_154832_20020301_000000_20500101_000000	1	12-FEB-2011 00:08:59

# GOMOS Level 2 Daily Report

## SUMMARY

### [1. General Info](#)

### [2. Summary of processed GOM\\_NL\\_2P products](#)

### [3. Level 2 Quality information per product](#)

#### [3.1 Plot of level 2 quality information per product \(time dependant\)](#)

#### [3.2 Plot of level 2 quality information per product \(world map\)](#)

### [4. Level 1 Quality information per product \(stored on level 2 products\)](#)

#### [4.1 Plot of level 1 quality information per product \(time dependant\)](#)

##### [4.1.1 Plot of level 1 quality information per product \(time dependant\): ASCENDING](#)

##### [4.1.2 Plot of level 1 quality information per product \(time dependant\): DESCENDING](#)

#### [4.2 Plot of level 1 quality information per product \(world map\)](#)

##### [4.2.1 Plot of level 1 quality information per product \(world map\): ASCENDING](#)

##### [4.2.2 Plot of level 1 quality information per product \(world map\): DESCENDING](#)

### [5. Ozone profiles based on quality statistics and other trace gas profiles](#)

#### [5.1 Ozone statistics based on quality of products](#)

#### [5.2 Plot ozone profiles for all STD \(dark without errors\)](#)

#### [5.3 Plot ozone profiles where STD < 20% \(dark without errors\)](#)

#### [5.4. Plot ozone profiles where STD < 10% \(dark without errors\)](#)

#### [5.5. Plot ozone profiles where STD < 5% \(dark without errors\)](#)

#### [5.6 Plot NO2 profiles for all STD \(dark without errors\)](#)

#### [5.7 Plot NO3 profiles for all STD \(dark without errors\)](#)

#### [5.8 Plot H2O profiles \(only for occultations of stars 1,2,3,4,13,14,16,26,63 dark without errors\) for all STD](#)

### [6. Auxiliary Data Files used for the production reported in section 2](#)



This report presents the daily analysis on parameters extracted from GOMOS level 2 data (GOM\_NL\_\_2P). It is intended to monitor some important parameters that will impact the quality of these products. A list of level 2 products (and content) that have arrived during the reporting day to the PCF is also given.

Item	Value
Time of report generation	24APR2013 10:13:36
Data source version	GOMOS/6.01
Start time of products	12-02-2011 (12FEB2011 00:00:00)
Stop time of products	13-02-2011 (13FEB2011 00:00:00)
Store outputs in DB	Yes
Nb of level 2 prods	239
Nb of prods with errors	0

## 2. Summary of processed GOM\_NL\_\_2P products.

Nr	Filename	UTC Start time	Limb	Duration	Star Id	Star Name	Star Mag	Star Temp	Nb Meas	Orbit	Prod. error
1	GOM_NL__2PRFIN20110212_000859_000000463099_00246_46812_0221.N1	12-FEB-2011 00:08:59	Bright	45.500	82	48Bet UMa	2.3650	10600.	91	46812	No
2	GOM_NL__2PRFIN20110212_001620_000000373099_00246_46812_0222.N1	12-FEB-2011 00:16:20	Bright	37.000	60	7Bet UMi	2.0810	3950.0	74	46812	No
3	GOM_NL__2PRFIN20110212_002109_000000423099_00246_46812_0223.N1	12-FEB-2011 00:21:09	Bright	42.000	119	14Eta Dra	2.7270	4700.0	84	46812	No
4	GOM_NL__2PRFIN20110212_002447_000000413099_00246_46812_0224.N1	12-FEB-2011 00:24:47	Bright	40.500	130	23Bet Dra	2.7990	5800.0	81	46812	No
5	GOM_NL__2PRFIN20110212_002852_000000363099_00246_46812_0225.N1	12-FEB-2011 00:28:52	Bright	36.000	5	3Alp Lyr	0.033000	11000.	72	46812	No
6	GOM_NL__2PRFIN20110212_003739_000000623099_00246_46812_0226.N1	12-FEB-2011 00:37:39	Bright	62.000	59	55Alp Oph	2.0800	8900.0	124	46812	No
7	GOM_NL__2PRFIN20110212_003953_000000463099_00246_46812_0227.N1	12-FEB-2011 00:39:53	Bright	46.000	126	60Bet Oph	2.7700	4250.0	92	46812	No
8	GOM_NL__2PRFIN20110212_004659_000000503099_00246_46812_0228.N1	12-FEB-2011 00:46:59	Dark	50.000	86	35Eta Oph	2.4300	10200.	100	46812	No
9	GOM_NL__2PRFIN20110212_005151_000000613099_00246_46812_0229.N1	12-FEB-2011 00:51:51	Dark	60.500	16	21Alp Sco	1.0200	3000.0	121	46812	No
10	GOM_NL__2PRFIN20110212_005351_000000533099_00246_46812_0230.N1	12-FEB-2011 00:53:51	Dark	53.000	158	6Pi Sco	2.9060	28000.	106	46812	No
11	GOM_NL__2PRFIN20110212_005747_000000453099_00247_46813_0240.N1	12-FEB-2011 00:57:47	Dark	45.000	131	Gam Lup	2.8000	26000.	90	46813	No
12	GOM_NL__2PRFIN20110212_010322_000000453099_00247_46813_0241.N1	12-FEB-2011 01:03:22	Dark	44.500	10	Bet Cen	0.61000	28000.	89	46813	No
13	GOM_NL__2PRFIN20110212_010631_000000503099_00247_46813_0242.N1	12-FEB-2011 01:06:31	Dark	50.000	12	Alp1Cru	0.77500	30000.	100	46813	No
14	GOM_NL__2PRFIN20110212_010756_000000483099_00247_46813_0243.N1	12-FEB-2011 01:07:56	Dark	48.000	64	Gam Cen	2.2000	10600.	96	46813	No
15	GOM_NL__2PRFIN20110212_011216_000000443099_00247_46813_0244.N1	12-FEB-2011 01:12:16	Dark	43.500	113	Mu Vel	2.6920	5000.0	87	46813	No
16	GOM_NL__2PRFIN20110212_012610_000000483099_00247_46813_0245.N1	12-FEB-2011 01:26:10	Straylight	48.000	48	30Alp Hya	1.9770	4100.0	96	46813	No
17	GOM_NL__2PRFIN20110212_013715_000000453099_00247_46813_0246.N1	12-FEB-2011 01:37:15	Bright	44.500	166	17Eps Leo	2.9800	6000.0	89	46813	No
18	GOM_NL__2PRFIN20110212_014912_000000453099_00247_46813_0247.N1	12-FEB-2011 01:49:12	Bright	44.500	82	48Bet UMa	2.3650	10600.	89	46813	No
19	GOM_NL__2PRFIN20110212_015634_000000593099_00247_46813_0248.N1	12-FEB-2011 01:56:34	Bright	59.000	60	7Bet UMi	2.0810	3950.0	118	46813	No
20	GOM_NL__2PRFIN20110212_020123_000000393099_00247_46813_0249.N1	12-FEB-2011 02:01:23	Bright	38.500	119	14Eta Dra	2.7270	4700.0	77	46813	No
21	GOM_NL__2PRFIN20110212_020501_000000433099_00247_46813_0250.N1	12-FEB-2011 02:05:01	Bright	42.500	130	23Bet Dra	2.7990	5800.0	85	46813	No
22	GOM_NL__2PRFIN20110212_020906_000000353099_00247_46813_0251.N1	12-FEB-2011 02:09:06	Bright	35.000	5	3Alp Lyr	0.033000	11000.	70	46813	No
23	GOM_NL__2PRFIN20110212_021754_000000623099_00247_46813_0252.N1	12-FEB-2011 02:17:54	Bright	62.000	59	55Alp Oph	2.0800	8900.0	124	46813	No
24	GOM_NL__2PRFIN20110212_022008_000000453099_00247_46813_0253.N1	12-FEB-2011 02:20:08	Bright	44.500	126	60Bet Oph	2.7700	4250.0	89	46813	No
25	GOM_NL__2PRFIN20110212_022714_000000443099_00247_46813_0254.N1	12-FEB-2011 02:27:14	Dark	43.500	86	35Eta Oph	2.4300	10200.	87	46813	No
26	GOM_NL__2PRFIN20110212_023206_000000563099_00247_46813_0255.N1	12-FEB-2011 02:32:06	Dark	55.500	16	21Alp Sco	1.0200	3000.0	111	46813	No
27	GOM_NL__2PRFIN20110212_023406_000000533099_00247_46813_0256.N1	12-FEB-2011 02:34:06	Dark	53.000	158	6Pi Sco	2.9060	28000.	106	46813	No
28	GOM_NL__2PRFIN20110212_023802_000000473099_00248_46814_0691.N1	12-FEB-2011 02:38:02	Dark	46.500	131	Gam Lup	2.8000	26000.	93	46814	No
29	GOM_NL__2PRFIN20110212_024337_000000413099_00248_46814_0692.N1	12-FEB-2011 02:43:37	Dark	41.000	10	Bet Cen	0.61000	28000.	82	46814	No
30	GOM_NL__2PRFIN20110212_024646_000000523099_00248_46814_0693.N1	12-FEB-2011 02:46:46	Dark	51.500	12	Alp1Cru	0.77500	30000.	103	46814	No
31	GOM_NL__2PRFIN20110212_024812_000000493099_00248_46814_0694.N1	12-FEB-2011 02:48:12	Dark	49.000	64	Gam Cen	2.2000	10600.	98	46814	No
32	GOM_NL__2PRFIN20110212_025231_000000473099_00248_46814_0695.N1	12-FEB-2011 02:52:31	Dark	47.000	113	Mu Vel	2.6920	5000.0	94	46814	No
33	GOM_NL__2PRFIN20110212_030624_000000483099_00248_46814_0696.N1	12-FEB-2011 03:06:24	Straylight	48.000	48	30Alp Hya	1.9770	4100.0	96	46814	No
34	GOM_NL__2PRFIN20110212_031728_000000463099_00248_46814_0697.N1	12-FEB-2011 03:17:28	Bright	46.000	166	17Eps Leo	2.9800	6000.0	92	46814	No
35	GOM_NL__2PRFIN20110212_032925_000000463099_00248_46814_0698.N1	12-FEB-2011 03:29:25	Bright	45.500	82	48Bet UMa	2.3650	10600.	91	46814	No
36	GOM_NL__2PRFIN20110212_033647_000000403099_00248_46814_0699.N1	12-FEB-2011 03:36:47	Bright	40.000	60	7Bet UMi	2.0810	3950.0	80	46814	No
37	GOM_NL__2PRFIN20110212_034137_000000433099_00248_46814_0700.N1	12-FEB-2011 03:41:37	Bright	43.000	119	14Eta Dra	2.7270	4700.0	86	46814	No
38	GOM_NL__2PRFIN20110212_034515_000000393099_00248_46814_0701.N1	12-FEB-2011 03:45:15	Bright	39.000	130	23Bet Dra	2.7990	5800.0	78	46814	No
39	GOM_NL__2PRFIN20110212_034920_000000383099_00248_46814_0702.N1	12-FEB-2011 03:49:20	Bright	37.500	5	3Alp Lyr	0.033000	11000.	75	46814	No
40	GOM_NL__2PRFIN20110212_035808_000000453099_00248_46814_0703.N1	12-FEB-2011 03:58:08	Bright	45.000	59	55Alp Oph	2.0800	8900.0	90	46814	No
41	GOM_NL__2PRFIN20110212_040022_000000463099_00248_46814_0704.N1	12-FEB-2011 04:00:22	Bright	45.500	126	60Bet Oph	2.7700	4250.0	91	46814	No
42	GOM_NL__2PRFIN20110212_040729_000000463099_00248_46814_0705.N1	12-FEB-2011 04:07:29	Dark	45.500	86	35Eta Oph	2.4300	10200.	91	46814	No

43	GOM_NL__2PRFIN20110212_041221_000000603099_00248_46814_0706.N1	12-FEB-2011 04:12:21	Dark	60.000	16	21Alp Sco	1.0200	3000.0	120	46814	No
44	GOM_NL__2PRFIN20110212_041421_000000543099_00248_46814_0707.N1	12-FEB-2011 04:14:21	Dark	53.500	158	6Pi Sco	2.9060	28000.	107	46814	No
45	GOM_NL__2PRFIN20110212_041817_000000473099_00249_46815_0739.N1	12-FEB-2011 04:18:17	Dark	46.500	131	Gam Lup	2.8000	26000.	93	46815	No
46	GOM_NL__2PRFIN20110212_042352_000000463099_00249_46815_0740.N1	12-FEB-2011 04:23:52	Dark	45.500	10	Bet Cen	0.61000	28000.	91	46815	No
47	GOM_NL__2PRFIN20110212_042700_000000433099_00249_46815_0741.N1	12-FEB-2011 04:27:00	Dark	42.500	12	Alp1Cru	0.77500	30000.	85	46815	No
48	GOM_NL__2PRFIN20110212_042826_000000463099_00249_46815_0742.N1	12-FEB-2011 04:28:26	Dark	46.000	64	Gam Cen	2.2000	10600.	92	46815	No
49	GOM_NL__2PRFIN20110212_043246_000000423099_00249_46815_0743.N1	12-FEB-2011 04:32:46	Dark	42.000	113	Mu Vel	2.6920	5000.0	84	46815	No
50	GOM_NL__2PRFIN20110212_044638_000000453099_00249_46815_0744.N1	12-FEB-2011 04:46:38	Straylight	44.500	48	30Alp Hya	1.9770	4100.0	89	46815	No
51	GOM_NL__2PRFIN20110212_045742_000000493099_00249_46815_0745.N1	12-FEB-2011 04:57:42	Bright	48.500	166	17Eps Leo	2.9800	6000.0	97	46815	No
52	GOM_NL__2PRFIN20110212_050938_000000473099_00249_46815_0746.N1	12-FEB-2011 05:09:38	Bright	46.500	82	48Bet UMa	2.3650	10600.	93	46815	No
53	GOM_NL__2PRFIN20110212_051701_000000403099_00249_46815_0747.N1	12-FEB-2011 05:17:01	Bright	40.000	60	7Bet UMi	2.0810	3950.0	80	46815	No
54	GOM_NL__2PRFIN20110212_052151_000000433099_00249_46815_0748.N1	12-FEB-2011 05:21:51	Bright	43.000	119	14Eta Dra	2.7270	4700.0	86	46815	No
55	GOM_NL__2PRFIN20110212_052529_000000383099_00249_46815_0749.N1	12-FEB-2011 05:25:29	Bright	38.000	130	23Bet Dra	2.7990	5800.0	76	46815	No
56	GOM_NL__2PRFIN20110212_052935_000000353099_00249_46815_0750.N1	12-FEB-2011 05:29:35	Bright	35.000	5	3Alp Lyr	0.033000	11000.	70	46815	No
57	GOM_NL__2PRFIN20110212_053823_000000463099_00249_46815_0751.N1	12-FEB-2011 05:38:23	Bright	45.500	59	55Alp Oph	2.0800	8900.0	91	46815	No
58	GOM_NL__2PRFIN20110212_054037_000000463099_00249_46815_0752.N1	12-FEB-2011 05:40:37	Bright	45.500	126	60Bet Oph	2.7700	4250.0	91	46815	No
59	GOM_NL__2PRFIN20110212_054743_000000453099_00249_46815_0753.N1	12-FEB-2011 05:47:43	Dark	44.500	86	35Eta Oph	2.4300	10200.	89	46815	No
60	GOM_NL__2PRFIN20110212_055236_000000663099_00249_46815_0754.N1	12-FEB-2011 05:52:36	Dark	65.500	16	21Alp Sco	1.0200	3000.0	131	46815	No
61	GOM_NL__2PRFIN20110212_055437_000000543099_00249_46815_0755.N1	12-FEB-2011 05:54:37	Dark	53.500	158	6Pi Sco	2.9060	28000.	107	46815	No
62	GOM_NL__2PRFIN20110212_055833_000000453099_00250_46816_0747.N1	12-FEB-2011 05:58:33	Dark	45.000	131	Gam Lup	2.8000	26000.	90	46816	No
63	GOM_NL__2PRFIN20110212_060406_000000503099_00250_46816_0748.N1	12-FEB-2011 06:04:06	Dark	50.000	10	Bet Cen	0.61000	28000.	100	46816	No
64	GOM_NL__2PRFIN20110212_060715_000000413099_00250_46816_0749.N1	12-FEB-2011 06:07:15	Dark	41.000	12	Alp1Cru	0.77500	30000.	82	46816	No
65	GOM_NL__2PRFIN20110212_060841_000000493099_00250_46816_0750.N1	12-FEB-2011 06:08:41	Dark	48.500	64	Gam Cen	2.2000	10600.	97	46816	No
66	GOM_NL__2PRFIN20110212_061300_000000473099_00250_46816_0751.N1	12-FEB-2011 06:13:00	Dark	46.500	113	Mu Vel	2.6920	5000.0	93	46816	No
67	GOM_NL__2PRFIN20110212_062652_000000433099_00250_46816_0752.N1	12-FEB-2011 06:26:52	Straylight	42.500	48	30Alp Hya	1.9770	4100.0	85	46816	No
68	GOM_NL__2PRFIN20110212_063755_000000473099_00250_46816_0753.N1	12-FEB-2011 06:37:55	Bright	47.000	166	17Eps Leo	2.9800	6000.0	94	46816	No
69	GOM_NL__2PRFIN20110212_064952_000000463099_00250_46816_0754.N1	12-FEB-2011 06:49:52	Bright	45.500	82	48Bet UMa	2.3650	10600.	91	46816	No
70	GOM_NL__2PRFIN20110212_065715_000000363099_00250_46816_0755.N1	12-FEB-2011 06:57:15	Bright	36.000	60	7Bet UMi	2.0810	3950.0	72	46816	No
71	GOM_NL__2PRFIN20110212_070204_000000433099_00250_46816_0756.N1	12-FEB-2011 07:02:04	Bright	42.500	119	14Eta Dra	2.7270	4700.0	85	46816	No
72	GOM_NL__2PRFIN20110212_070543_000000413099_00250_46816_0757.N1	12-FEB-2011 07:05:43	Bright	41.000	130	23Bet Dra	2.7990	5800.0	82	46816	No
73	GOM_NL__2PRFIN20110212_070949_000000363099_00250_46816_0758.N1	12-FEB-2011 07:09:49	Bright	36.000	5	3Alp Lyr	0.033000	11000.	72	46816	No
74	GOM_NL__2PRFIN20110212_071837_000000443099_00250_46816_0759.N1	12-FEB-2011 07:18:37	Bright	44.000	59	55Alp Oph	2.0800	8900.0	88	46816	No
75	GOM_NL__2PRFIN20110212_072051_000000463099_00250_46816_0760.N1	12-FEB-2011 07:20:51	Bright	46.000	126	60Bet Oph	2.7700	4250.0	92	46816	No
76	GOM_NL__2PRFIN20110212_072758_000000513099_00250_46816_0761.N1	12-FEB-2011 07:27:58	Dark	51.000	86	35Eta Oph	2.4300	10200.	102	46816	No
77	GOM_NL__2PRFIN20110212_073251_000000623099_00250_46816_0762.N1	12-FEB-2011 07:32:51	Dark	61.500	16	21Alp Sco	1.0200	3000.0	123	46816	No
78	GOM_NL__2PRFIN20110212_073452_000000533099_00250_46816_0763.N1	12-FEB-2011 07:34:52	Dark	53.000	158	6Pi Sco	2.9060	28000.	106	46816	No
79	GOM_NL__2PRFIN20110212_073848_000000463099_00251_46817_0776.N1	12-FEB-2011 07:38:48	Dark	46.000	131	Gam Lup	2.8000	26000.	92	46817	No
80	GOM_NL__2PRFIN20110212_074421_000000423099_00251_46817_0777.N1	12-FEB-2011 07:44:21	Dark	41.500	10	Bet Cen	0.61000	28000.	83	46817	No
81	GOM_NL__2PRFIN20110212_074729_000000493099_00251_46817_0778.N1	12-FEB-2011 07:47:29	Dark	48.500	12	Alp1Cru	0.77500	30000.	97	46817	No
82	GOM_NL__2PRFIN20110212_074856_000000473099_00251_46817_0779.N1	12-FEB-2011 07:48:56	Dark	47.000	64	Gam Cen	2.2000	10600.	94	46817	No
83	GOM_NL__2PRFIN20110212_075315_000000433099_00251_46817_0780.N1	12-FEB-2011 07:53:15	Dark	43.000	113	Mu Vel	2.6920	5000.0	86	46817	No
84	GOM_NL__2PRFIN20110212_080706_000000453099_00251_46817_0781.N1	12-FEB-2011 08:07:06	Straylight	45.000	48	30Alp Hya	1.9770	4100.0	90	46817	No
85	GOM_NL__2PRFIN20110212_081809_000000453099_00251_46817_0782.N1	12-FEB-2011 08:18:09	Bright	44.500	166	17Eps Leo	2.9800	6000.0	89	46817	No
86	GOM_NL__2PRFIN20110212_083005_000000463099_00251_46817_0783.N1	12-FEB-2011 08:30:05	Bright	45.500	82	48Bet UMa	2.3650	10600.	91	46817	No
87	GOM_NL__2PRFIN20110212_083728_000000413099_00251_46817_0784.N1	12-FEB-2011 08:37:28	Bright	40.500	60	7Bet UMi	2.0810	3950.0	81	46817	No
88	GOM_NL__2PRFIN20110212_084218_000000443099_00251_46817_0785.N1	12-FEB-2011 08:42:18	Bright	43.500	119	14Eta Dra	2.7270	4700.0	87	46817	No
89	GOM_NL__2PRFIN20110212_084557_000000413099_00251_46817_0786.N1	12-FEB-2011 08:45:57	Bright	41.000	130	23Bet Dra	2.7990	5800.0	82	46817	No
90	GOM_NL__2PRFIN20110212_085003_000000383099_00251_46817_0787.N1	12-FEB-2011 08:50:03	Bright	38.000	5	3Alp Lyr	0.033000	11000.	76	46817	No
91	GOM_NL__2PRFIN20110212_085852_000000423099_00251_46817_0788.N1	12-FEB-2011 08:58:52	Bright	42.000	59	55Alp Oph	2.0800	8900.0	84	46817	No
92	GOM_NL__2PRFIN20110212_090106_000000483099_00251_46817_0789.N1	12-FEB-2011 09:01:06	Bright	48.000	126	60Bet Oph	2.7700	4250.0	96	46817	No
93	GOM_NL__2PRFIN20110212_090813_000000483099_00251_46817_0790.N1	12-FEB-2011 09:08:13	Dark	47.500	86	35Eta Oph	2.4300	10200.	95	46817	No
94	GOM_NL__2PRFIN20110212_091306_000000633099_00251_46817_0791.N1	12-FEB-2011 09:13:06	Dark	62.500	16	21Alp Sco	1.0200	3000.0	125	46817	No
95	GOM_NL__2PRFIN20110212_091507_000000523099_00251_46817_0792.N1	12-FEB-2011 09:15:07	Dark	52.000	158	6Pi Sco	2.9060	28000.	104	46817	No
96	GOM_NL__2PRFIN20110212_091902_000000463099_00252_46818_0784.N1	12-FEB-2011 09:19:02	Dark	46.000	131	Gam Lup	2.8000	26000.	92	46818	No
97	GOM_NL__2PRFIN20110212_092435_000000443099_00252_46818_0785.N1	12-FEB-2011 09:24:35	Dark	43.500	10	Bet Cen	0.61000	28000.	87	46818	No
98	GOM_NL__2PRFIN20110212_092744_000000453099_00252_46818_0786.N1	12-FEB-2011 09:27:44	Dark	45.000	12	Alp1Cru	0.77500	30000.	90	46818	No
99	GOM_NL__2PRFIN20110212_092911_000000523099_00252_46818_0787.N1	12-FEB-2011 09:29:11	Dark	51.500	64	Gam Cen	2.2000	10600.	103	46818	No
100	GOM_NL__2PRFIN20110212_093329_000000463099_00252_46818_0788.N1	12-FEB-2011 09:33:29	Dark	46.000	113	Mu Vel	2.6920	5000.0	92	46818	No
101	GOM_NL__2PRFIN20110212_094720_000000493099_00252_46818_0789.N1	12-FEB-2011 09:47:20	Straylight	49.000	48	30Alp Hya	1.9770	4100.0	98	46818	No

102	GOM_NL__2PRFIN20110212_095822_000000473099_00252_46818_0790.N1	12-FEB-2011 09:58:22	Bright	46.500	166	17Eps Leo	2.9800	6000.0	93	46818	No
103	GOM_NL__2PRFIN20110212_101018_000000443099_00252_46818_0791.N1	12-FEB-2011 10:10:18	Bright	44.000	82	48Bet UMa	2.3650	10600.	88	46818	No
104	GOM_NL__2PRFIN20110212_101742_000000423099_00252_46818_0792.N1	12-FEB-2011 10:17:42	Bright	42.000	60	7Bet UMi	2.0810	3950.0	84	46818	No
105	GOM_NL__2PRFIN20110212_102232_000000453099_00252_46818_0793.N1	12-FEB-2011 10:22:32	Bright	44.500	119	14Eta Dra	2.7270	4700.0	89	46818	No
106	GOM_NL__2PRFIN20110212_102610_000000593099_00252_46818_0794.N1	12-FEB-2011 10:26:10	Bright	59.000	130	23Bet Dra	2.7990	5800.0	118	46818	No
107	GOM_NL__2PRFIN20110212_103017_000000383099_00252_46818_0795.N1	12-FEB-2011 10:30:17	Bright	37.500	5	3Alp Lyr	0.033000	11000.	75	46818	No
108	GOM_NL__2PRFIN20110212_103906_000000633099_00252_46818_0796.N1	12-FEB-2011 10:39:06	Bright	63.000	59	55Alp Oph	2.0800	8900.0	126	46818	No
109	GOM_NL__2PRFIN20110212_104120_000000473099_00252_46818_0797.N1	12-FEB-2011 10:41:20	Bright	46.500	126	60Bet Oph	2.7700	4250.0	93	46818	No
110	GOM_NL__2PRFIN20110212_104828_000000503099_00252_46818_0798.N1	12-FEB-2011 10:48:28	Dark	50.000	86	35Eta Oph	2.4300	10200.	100	46818	No
111	GOM_NL__2PRFIN20110212_105321_000000563099_00252_46818_0799.N1	12-FEB-2011 10:53:21	Dark	56.000	16	21Alp Sco	1.0200	3000.0	112	46818	No
112	GOM_NL__2PRFIN20110212_105523_000000543099_00252_46818_0800.N1	12-FEB-2011 10:55:23	Dark	53.500	158	6Pi Sco	2.9060	28000.	107	46818	No
113	GOM_NL__2PRFIN20110212_105917_000000483099_00253_46819_0818.N1	12-FEB-2011 10:59:17	Dark	48.000	131	Gam Lup	2.8000	26000.	96	46819	No
114	GOM_NL__2PRFIN20110212_110450_000000433099_00253_46819_0819.N1	12-FEB-2011 11:04:50	Dark	43.000	10	Bet Cen	0.61000	28000.	86	46819	No
115	GOM_NL__2PRFIN20110212_110758_000000533099_00253_46819_0820.N1	12-FEB-2011 11:07:58	Dark	52.500	12	Alp1Cru	0.77500	30000.	105	46819	No
116	GOM_NL__2PRFIN20110212_110926_000000563099_00253_46819_0821.N1	12-FEB-2011 11:09:26	Dark	56.000	64	Gam Cen	2.2000	10600.	112	46819	No
117	GOM_NL__2PRFIN20110212_111343_000000433099_00253_46819_0822.N1	12-FEB-2011 11:13:43	Dark	43.000	113	Mu Vel	2.6920	5000.0	86	46819	No
118	GOM_NL__2PRFIN20110212_112734_000000533099_00253_46819_0823.N1	12-FEB-2011 11:27:34	Straylight	52.500	48	30Alp Hya	1.9770	4100.0	105	46819	No
119	GOM_NL__2PRFIN20110212_113835_000000473099_00253_46819_0824.N1	12-FEB-2011 11:38:35	Bright	47.000	166	17Eps Leo	2.9800	6000.0	94	46819	No
120	GOM_NL__2PRFIN20110212_115032_000000453099_00253_46819_0825.N1	12-FEB-2011 11:50:32	Bright	45.000	82	48Bet UMa	2.3650	10600.	90	46819	No
121	GOM_NL__2PRFIN20110212_115756_000000403099_00253_46819_0826.N1	12-FEB-2011 11:57:56	Bright	40.000	60	7Bet UMi	2.0810	3950.0	80	46819	No
122	GOM_NL__2PRFIN20110212_120245_000000393099_00253_46819_0827.N1	12-FEB-2011 12:02:45	Bright	39.000	119	14Eta Dra	2.7270	4700.0	78	46819	No
123	GOM_NL__2PRFIN20110212_120624_000000403099_00253_46819_0828.N1	12-FEB-2011 12:06:24	Bright	40.000	130	23Bet Dra	2.7990	5800.0	80	46819	No
124	GOM_NL__2PRFIN20110212_121031_000000383099_00253_46819_0829.N1	12-FEB-2011 12:10:31	Bright	37.500	5	3Alp Lyr	0.033000	11000.	75	46819	No
125	GOM_NL__2PRFIN20110212_121920_000000633099_00253_46819_0830.N1	12-FEB-2011 12:19:20	Bright	63.000	59	55Alp Oph	2.0800	8900.0	126	46819	No
126	GOM_NL__2PRFIN20110212_122135_000000483099_00253_46819_0831.N1	12-FEB-2011 12:21:35	Bright	48.000	126	60Bet Oph	2.7700	4250.0	96	46819	No
127	GOM_NL__2PRFIN20110212_122842_000000483099_00253_46819_0832.N1	12-FEB-2011 12:28:42	Dark	48.000	86	35Eta Oph	2.4300	10200.	96	46819	No
128	GOM_NL__2PRFIN20110212_123336_000000643099_00253_46819_0833.N1	12-FEB-2011 12:33:36	Dark	63.500	16	21Alp Sco	1.0200	3000.0	127	46819	No
129	GOM_NL__2PRFIN20110212_123538_000000553099_00253_46819_0834.N1	12-FEB-2011 12:35:38	Dark	55.000	158	6Pi Sco	2.9060	28000.	110	46819	No
130	GOM_NL__2PRFIN20110212_123932_000000483099_00254_46820_0843.N1	12-FEB-2011 12:39:32	Dark	47.500	131	Gam Lup	2.8000	26000.	95	46820	No
131	GOM_NL__2PRFIN20110212_124505_000000443099_00254_46820_0844.N1	12-FEB-2011 12:45:05	Dark	43.500	10	Bet Cen	0.61000	28000.	87	46820	No
132	GOM_NL__2PRFIN20110212_124813_000000403099_00254_46820_0845.N1	12-FEB-2011 12:48:13	Dark	40.000	12	Alp1Cru	0.77500	30000.	80	46820	No
133	GOM_NL__2PRFIN20110212_124940_000000473099_00254_46820_0846.N1	12-FEB-2011 12:49:40	Dark	47.000	64	Gam Cen	2.2000	10600.	94	46820	No
134	GOM_NL__2PRFIN20110212_125358_000000483099_00254_46820_0847.N1	12-FEB-2011 12:53:58	Dark	48.000	113	Mu Vel	2.6920	5000.0	96	46820	No
135	GOM_NL__2PRFIN20110212_130748_000000513099_00254_46820_0848.N1	12-FEB-2011 13:07:48	Straylight	50.500	48	30Alp Hya	1.9770	4100.0	101	46820	No
136	GOM_NL__2PRFIN20110212_131849_000000473099_00254_46820_0849.N1	12-FEB-2011 13:18:49	Bright	47.000	166	17Eps Leo	2.9800	6000.0	94	46820	No
137	GOM_NL__2PRFIN20110212_133045_000000473099_00254_46820_0850.N1	12-FEB-2011 13:30:45	Bright	46.500	82	48Bet UMa	2.3650	10600.	93	46820	No
138	GOM_NL__2PRFIN20110212_133809_000000403099_00254_46820_0851.N1	12-FEB-2011 13:38:09	Bright	39.500	60	7Bet UMi	2.0810	3950.0	79	46820	No
139	GOM_NL__2PRFIN20110212_134259_000000433099_00254_46820_0852.N1	12-FEB-2011 13:42:59	Bright	43.000	119	14Eta Dra	2.7270	4700.0	86	46820	No
140	GOM_NL__2PRFIN20110212_134638_000000593099_00254_46820_0853.N1	12-FEB-2011 13:46:38	Bright	59.000	130	23Bet Dra	2.7990	5800.0	118	46820	No
141	GOM_NL__2PRFIN20110212_135045_000000393099_00254_46820_0854.N1	12-FEB-2011 13:50:45	Bright	38.500	5	3Alp Lyr	0.033000	11000.	77	46820	No
142	GOM_NL__2PRFIN20110212_135935_000000453099_00254_46820_0855.N1	12-FEB-2011 13:59:35	Bright	44.500	59	55Alp Oph	2.0800	8900.0	89	46820	No
143	GOM_NL__2PRFIN20110212_140149_000000473099_00254_46820_0856.N1	12-FEB-2011 14:01:49	Bright	46.500	126	60Bet Oph	2.7700	4250.0	93	46820	No
144	GOM_NL__2PRFIN20110212_140857_000000493099_00254_46820_0857.N1	12-FEB-2011 14:08:57	Dark	49.000	86	35Eta Oph	2.4300	10200.	98	46820	No
145	GOM_NL__2PRFIN20110212_141351_000000563099_00254_46820_0858.N1	12-FEB-2011 14:13:51	Dark	56.000	16	21Alp Sco	1.0200	3000.0	112	46820	No
146	GOM_NL__2PRFIN20110212_141553_000000543099_00254_46820_0859.N1	12-FEB-2011 14:15:53	Dark	53.500	158	6Pi Sco	2.9060	28000.	107	46820	No
147	GOM_NL__2PRFIN20110212_141947_000000463099_00255_46821_0871.N1	12-FEB-2011 14:19:47	Dark	46.000	131	Gam Lup	2.8000	26000.	92	46821	No
148	GOM_NL__2PRFIN20110212_142519_000000443099_00255_46821_0872.N1	12-FEB-2011 14:25:19	Dark	44.000	10	Bet Cen	0.61000	28000.	88	46821	No
149	GOM_NL__2PRFIN20110212_142827_000000433099_00255_46821_0873.N1	12-FEB-2011 14:28:27	Dark	43.000	12	Alp1Cru	0.77500	30000.	86	46821	No
150	GOM_NL__2PRFIN20110212_142955_000000553099_00255_46821_0874.N1	12-FEB-2011 14:29:55	Dark	55.000	64	Gam Cen	2.2000	10600.	110	46821	No
151	GOM_NL__2PRFIN20110212_143412_000000473099_00255_46821_0875.N1	12-FEB-2011 14:34:12	Dark	47.000	113	Mu Vel	2.6920	5000.0	94	46821	No
152	GOM_NL__2PRFIN20110212_144802_000000553099_00255_46821_0876.N1	12-FEB-2011 14:48:02	Straylight	54.500	48	30Alp Hya	1.9770	4100.0	109	46821	No
153	GOM_NL__2PRFIN20110212_145902_000000473099_00255_46821_0877.N1	12-FEB-2011 14:59:02	Bright	47.000	166	17Eps Leo	2.9800	6000.0	94	46821	No
154	GOM_NL__2PRFIN20110212_151058_000000453099_00255_46821_0878.N1	12-FEB-2011 15:10:58	Bright	45.000	82	48Bet UMa	2.3650	10600.	90	46821	No
155	GOM_NL__2PRFIN20110212_151823_000000423099_00255_46821_0879.N1	12-FEB-2011 15:18:23	Bright	41.500	60	7Bet UMi	2.0810	3950.0	83	46821	No
156	GOM_NL__2PRFIN20110212_152313_000000433099_00255_46821_0880.N1	12-FEB-2011 15:23:13	Bright	43.000	119	14Eta Dra	2.7270	4700.0	86	46821	No
157	GOM_NL__2PRFIN20110212_152652_000000413099_00255_46821_0881.N1	12-FEB-2011 15:26:52	Bright	41.000	130	23Bet Dra	2.7990	5800.0	82	46821	No
158	GOM_NL__2PRFIN20110212_153059_000000363099_00255_46821_0882.N1	12-FEB-2011 15:30:59	Bright	36.000	5	3Alp Lyr	0.033000	11000.	72	46821	No
159	GOM_NL__2PRFIN20110212_153949_000000633099_00255_46821_0883.N1	12-FEB-2011 15:39:49	Bright	63.000	59	55Alp Oph	2.0800	8900.0	126	46821	No
160	GOM_NL__2PRFIN20110212_154204_000000473099_00255_46821_0884.N1	12-FEB-2011 15:42:04	Bright	47.000	126	60Bet Oph	2.7700	4250.0	94	46821	No



161	GOM_NL__2PRFIN20110212_154912_000000483099_00255_46821_0885.N1	12-FEB-2011 15:49:12	Dark	48.000	86	35Eta Oph	2.4300	10200.	96	46821	No
162	GOM_NL__2PRFIN20110212_155406_000000683099_00255_46821_0886.N1	12-FEB-2011 15:54:06	Dark	68.000	16	21Alp Sco	1.0200	3000.0	136	46821	No
163	GOM_NL__2PRFIN20110212_155608_000000553099_00255_46821_0887.N1	12-FEB-2011 15:56:08	Dark	54.500	158	6Pi Sco	2.9060	28000.	109	46821	No
164	GOM_NL__2PRFIN20110212_160002_000000473099_00256_46822_0900.N1	12-FEB-2011 16:00:02	Dark	46.500	131	Gam Lup	2.8000	26000.	93	46822	No
165	GOM_NL__2PRFIN20110212_160534_000000443099_00256_46822_0901.N1	12-FEB-2011 16:05:34	Dark	44.000	10	Bet Cen	0.61000	28000.	88	46822	No
166	GOM_NL__2PRFIN20110212_160842_000000453099_00256_46822_0902.N1	12-FEB-2011 16:08:42	Dark	45.000	12	Alp1Cru	0.77500	30000.	90	46822	No
167	GOM_NL__2PRFIN20110212_161010_000000473099_00256_46822_0903.N1	12-FEB-2011 16:10:10	Dark	46.500	64	Gam Cen	2.2000	10600.	93	46822	No
168	GOM_NL__2PRFIN20110212_161427_000000423099_00256_46822_0904.N1	12-FEB-2011 16:14:27	Dark	42.000	113	Mu Vel	2.6920	5000.0	84	46822	No
169	GOM_NL__2PRFIN20110212_162816_000000573099_00256_46822_0905.N1	12-FEB-2011 16:28:16	Straylight	56.500	48	30Alp Hya	1.9770	4100.0	113	46822	No
170	GOM_NL__2PRFIN20110212_163916_000000443099_00256_46822_0906.N1	12-FEB-2011 16:39:16	Bright	44.000	166	17Eps Leo	2.9800	6000.0	88	46822	No
171	GOM_NL__2PRFIN20110212_165112_000000473099_00256_46822_0907.N1	12-FEB-2011 16:51:12	Bright	46.500	82	48Bet UMa	2.3650	10600.	93	46822	No
172	GOM_NL__2PRFIN20110212_165837_000000433099_00256_46822_0908.N1	12-FEB-2011 16:58:37	Bright	42.500	60	7Bet UMi	2.0810	3950.0	85	46822	No
173	GOM_NL__2PRFIN20110212_170327_000000433099_00256_46822_0909.N1	12-FEB-2011 17:03:27	Bright	43.000	119	14Eta Dra	2.7270	4700.0	86	46822	No
174	GOM_NL__2PRFIN20110212_170706_000000423099_00256_46822_0910.N1	12-FEB-2011 17:07:06	Bright	41.500	130	23Bet Dra	2.7990	5800.0	83	46822	No
175	GOM_NL__2PRFIN20110212_171113_000000383099_00256_46822_0911.N1	12-FEB-2011 17:11:13	Bright	38.000	5	3Alp Lyr	0.033000	11000.	76	46822	No
176	GOM_NL__2PRFIN20110212_172004_000000633099_00256_46822_0912.N1	12-FEB-2011 17:20:04	Bright	63.000	59	55Alp Oph	2.0800	8900.0	126	46822	No
177	GOM_NL__2PRFIN20110212_172218_000000473099_00256_46822_0913.N1	12-FEB-2011 17:22:18	Bright	46.500	126	60Bet Oph	2.7700	4250.0	93	46822	No
178	GOM_NL__2PRFIN20110212_172927_000000483099_00256_46822_0914.N1	12-FEB-2011 17:29:27	Dark	48.000	86	35Eta Oph	2.4300	10200.	96	46822	No
179	GOM_NL__2PRFIN20110212_173421_000000693099_00256_46822_0915.N1	12-FEB-2011 17:34:21	Dark	69.000	16	21Alp Sco	1.0200	3000.0	138	46822	No
180	GOM_NL__2PRFIN20110212_173624_000000543099_00256_46822_0916.N1	12-FEB-2011 17:36:24	Dark	54.000	158	6Pi Sco	2.9060	28000.	108	46822	No
181	GOM_NL__2PRFIN20110212_174017_000000463099_00257_46823_0947.N1	12-FEB-2011 17:40:17	Dark	45.500	131	Gam Lup	2.8000	26000.	91	46823	No
182	GOM_NL__2PRFIN20110212_174549_000000443099_00257_46823_0948.N1	12-FEB-2011 17:45:49	Dark	44.000	10	Bet Cen	0.61000	28000.	88	46823	No
183	GOM_NL__2PRFIN20110212_174857_000000433099_00257_46823_0949.N1	12-FEB-2011 17:48:57	Dark	43.000	12	Alp1Cru	0.77500	30000.	86	46823	No
184	GOM_NL__2PRFIN20110212_175025_000000483099_00257_46823_0950.N1	12-FEB-2011 17:50:25	Dark	48.000	64	Gam Cen	2.2000	10600.	96	46823	No
185	GOM_NL__2PRFIN20110212_175441_000000473099_00257_46823_0951.N1	12-FEB-2011 17:54:41	Dark	47.000	113	Mu Vel	2.6920	5000.0	94	46823	No
186	GOM_NL__2PRFIN20110212_180830_000000533099_00257_46823_0952.N1	12-FEB-2011 18:08:30	Straylight	52.500	48	30Alp Hya	1.9770	4100.0	105	46823	No
187	GOM_NL__2PRFIN20110212_181930_000000473099_00257_46823_0953.N1	12-FEB-2011 18:19:30	Bright	47.000	166	17Eps Leo	2.9800	6000.0	94	46823	No
188	GOM_NL__2PRFIN20110212_183125_000000463099_00257_46823_0954.N1	12-FEB-2011 18:31:25	Bright	45.500	82	48Bet UMa	2.3650	10600.	91	46823	No
189	GOM_NL__2PRFIN20110212_183851_000000403099_00257_46823_0955.N1	12-FEB-2011 18:38:51	Bright	39.500	60	7Bet UMi	2.0810	3950.0	79	46823	No
190	GOM_NL__2PRFIN20110212_184340_000000453099_00257_46823_0956.N1	12-FEB-2011 18:43:40	Bright	44.500	119	14Eta Dra	2.7270	4700.0	89	46823	No
191	GOM_NL__2PRFIN20110212_184720_000000423099_00257_46823_0957.N1	12-FEB-2011 18:47:20	Bright	42.000	130	23Bet Dra	2.7990	5800.0	84	46823	No
192	GOM_NL__2PRFIN20110212_185127_000000403099_00257_46823_0958.N1	12-FEB-2011 18:51:27	Bright	40.000	5	3Alp Lyr	0.033000	11000.	80	46823	No
193	GOM_NL__2PRFIN20110212_190018_000000633099_00257_46823_0959.N1	12-FEB-2011 19:00:18	Bright	63.000	59	55Alp Oph	2.0800	8900.0	126	46823	No
194	GOM_NL__2PRFIN20110212_190233_000000473099_00257_46823_0960.N1	12-FEB-2011 19:02:33	Bright	47.000	126	60Bet Oph	2.7700	4250.0	94	46823	No
195	GOM_NL__2PRFIN20110212_190942_000000483099_00257_46823_0961.N1	12-FEB-2011 19:09:42	Dark	48.000	86	35Eta Oph	2.4300	10200.	96	46823	No
196	GOM_NL__2PRFIN20110212_191436_000000553099_00257_46823_0962.N1	12-FEB-2011 19:14:36	Dark	55.000	16	21Alp Sco	1.0200	3000.0	110	46823	No
197	GOM_NL__2PRFIN20110212_191639_000000543099_00257_46823_0963.N1	12-FEB-2011 19:16:39	Dark	53.500	158	6Pi Sco	2.9060	28000.	107	46823	No
198	GOM_NL__2PRFIN20110212_192033_000000483099_00258_46824_1072.N1	12-FEB-2011 19:20:33	Dark	48.000	131	Gam Lup	2.8000	26000.	96	46824	No
199	GOM_NL__2PRFIN20110212_192603_000000423099_00258_46824_1073.N1	12-FEB-2011 19:26:03	Dark	41.500	10	Bet Cen	0.61000	28000.	83	46824	No
200	GOM_NL__2PRFIN20110212_192911_000000433099_00258_46824_1074.N1	12-FEB-2011 19:29:11	Dark	43.000	12	Alp1Cru	0.77500	30000.	86	46824	No
201	GOM_NL__2PRFIN20110212_193040_000000493099_00258_46824_1075.N1	12-FEB-2011 19:30:40	Dark	49.000	64	Gam Cen	2.2000	10600.	98	46824	No
202	GOM_NL__2PRFIN20110212_193456_000000463099_00258_46824_1076.N1	12-FEB-2011 19:34:56	Dark	46.000	113	Mu Vel	2.6920	5000.0	92	46824	No
203	GOM_NL__2PRFIN20110212_194844_000000503099_00258_46824_1077.N1	12-FEB-2011 19:48:44	Straylight	50.000	48	30Alp Hya	1.9770	4100.0	100	46824	No
204	GOM_NL__2PRFIN20110212_195943_000000463099_00258_46824_1078.N1	12-FEB-2011 19:59:43	Bright	45.500	166	17Eps Leo	2.9800	6000.0	91	46824	No
205	GOM_NL__2PRFIN20110212_201138_000000463099_00258_46824_1079.N1	12-FEB-2011 20:11:38	Bright	46.000	82	48Bet UMa	2.3650	10600.	92	46824	No
206	GOM_NL__2PRFIN20110212_201904_000000373099_00258_46824_1080.N1	12-FEB-2011 20:19:04	Bright	36.500	60	7Bet UMi	2.0810	3950.0	73	46824	No
207	GOM_NL__2PRFIN20110212_202354_000000433099_00258_46824_1081.N1	12-FEB-2011 20:23:54	Bright	42.500	119	14Eta Dra	2.7270	4700.0	85	46824	No
208	GOM_NL__2PRFIN20110212_202734_000000423099_00258_46824_1082.N1	12-FEB-2011 20:27:34	Bright	41.500	130	23Bet Dra	2.7990	5800.0	83	46824	No
209	GOM_NL__2PRFIN20110212_203142_000000403099_00258_46824_1083.N1	12-FEB-2011 20:31:42	Bright	39.500	5	3Alp Lyr	0.033000	11000.	79	46824	No
210	GOM_NL__2PRFIN20110212_204956_000000493099_00258_46824_1084.N1	12-FEB-2011 20:49:56	Dark	49.000	86	35Eta Oph	2.4300	10200.	98	46824	No
211	GOM_NL__2PRFIN20110212_205451_000000623099_00258_46824_1085.N1	12-FEB-2011 20:54:51	Dark	61.500	16	21Alp Sco	1.0200	3000.0	123	46824	No
212	GOM_NL__2PRFIN20110212_205654_000000543099_00258_46824_1086.N1	12-FEB-2011 20:56:54	Dark	54.000	158	6Pi Sco	2.9060	28000.	108	46824	No
213	GOM_NL__2PRFIN20110212_210047_000000463099_00259_46825_1202.N1	12-FEB-2011 21:00:47	Dark	46.000	131	Gam Lup	2.8000	26000.	92	46825	No
214	GOM_NL__2PRFIN20110212_210618_000000423099_00259_46825_1203.N1	12-FEB-2011 21:06:18	Dark	42.000	10	Bet Cen	0.61000	28000.	84	46825	No
215	GOM_NL__2PRFIN20110212_210925_000000473099_00259_46825_1204.N1	12-FEB-2011 21:09:25	Dark	47.000	12	Alp1Cru	0.77500	30000.	94	46825	No
216	GOM_NL__2PRFIN20110212_211055_000000473099_00259_46825_1205.N1	12-FEB-2011 21:10:55	Dark	46.500	64	Gam Cen	2.2000	10600.	93	46825	No
217	GOM_NL__2PRFIN20110212_211510_000000483099_00259_46825_1206.N1	12-FEB-2011 21:15:10	Dark	48.000	113	Mu Vel	2.6920	5000.0	96	46825	No
218	GOM_NL__2PRFIN20110212_212858_000000503099_00259_46825_1207.N1	12-FEB-2011 21:28:58	Straylight	49.500	48	30Alp Hya	1.9770	4100.0	99	46825	No
219	GOM_NL__2PRFIN20110212_213956_000000463099_00259_46825_1208.N1	12-FEB-2011 21:39:56	Bright	45.500	166	17Eps Leo	2.9800	6000.0	91	46825	No

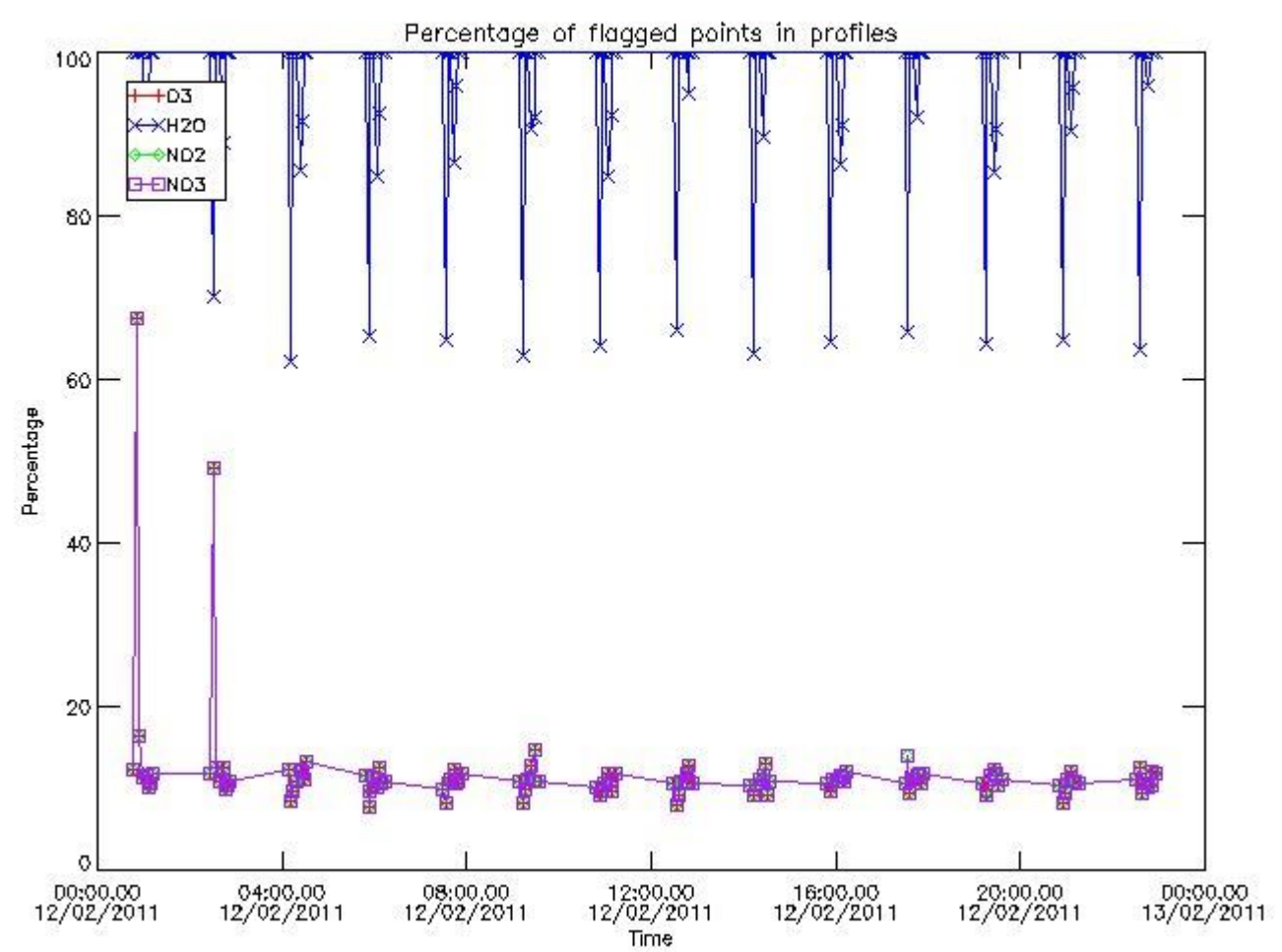


220	GOM_NL__2PRFIN20110212_215151_000000433099_00259_46825_1209.N1	12-FEB-2011 21:51:51	Bright	43.000	82	48Bet UMa	2.3650	10600.	86	46825	No
221	GOM_NL__2PRFIN20110212_215918_000000413099_00259_46825_1210.N1	12-FEB-2011 21:59:18	Bright	41.000	60	7Bet UMi	2.0810	3950.0	82	46825	No
222	GOM_NL__2PRFIN20110212_220408_000000433099_00259_46825_1211.N1	12-FEB-2011 22:04:08	Bright	43.000	119	14Eta Dra	2.7270	4700.0	86	46825	No
223	GOM_NL__2PRFIN20110212_220748_000000413099_00259_46825_1212.N1	12-FEB-2011 22:07:48	Bright	40.500	130	23Bet Dra	2.7990	5800.0	81	46825	No
224	GOM_NL__2PRFIN20110212_221156_000000363099_00259_46825_1213.N1	12-FEB-2011 22:11:56	Bright	35.500	5	3Alp Lyr	0.033000	11000.	71	46825	No
225	GOM_NL__2PRFIN20110212_223011_000000463099_00259_46825_1214.N1	12-FEB-2011 22:30:11	Dark	46.000	86	35Eta Oph	2.4300	10200.	92	46825	No
226	GOM_NL__2PRFIN20110212_223506_000000693099_00259_46825_1215.N1	12-FEB-2011 22:35:06	Dark	69.000	16	21Alp Sco	1.0200	3000.0	138	46825	No
227	GOM_NL__2PRFIN20110212_223709_000000553099_00259_46825_1216.N1	12-FEB-2011 22:37:09	Dark	54.500	158	6Pi Sco	2.9060	28000.	109	46825	No
228	GOM_NL__2PRFIN20110212_224102_000000483099_00260_46826_1184.N1	12-FEB-2011 22:41:02	Dark	48.000	131	Gam Lup	2.8000	26000.	96	46826	No
229	GOM_NL__2PRFIN20110212_224632_000000513099_00260_46826_1185.N1	12-FEB-2011 22:46:32	Dark	50.500	10	Bet Cen	0.61000	28000.	101	46826	No
230	GOM_NL__2PRFIN20110212_224940_000000433099_00260_46826_1186.N1	12-FEB-2011 22:49:40	Dark	42.500	12	Alp1Cru	0.77500	30000.	85	46826	No
231	GOM_NL__2PRFIN20110212_225109_000000503099_00260_46826_1187.N1	12-FEB-2011 22:51:09	Dark	49.500	64	Gam Cen	2.2000	10600.	99	46826	No
232	GOM_NL__2PRFIN20110212_225525_000000443099_00260_46826_1188.N1	12-FEB-2011 22:55:25	Dark	43.500	113	Mu Vel	2.6920	5000.0	87	46826	No
233	GOM_NL__2PRFIN20110212_230912_000000483099_00260_46826_1189.N1	12-FEB-2011 23:09:12	Straylight	48.000	48	30Alp Hya	1.9770	4100.0	96	46826	No
234	GOM_NL__2PRFIN20110212_232010_000000473099_00260_46826_1190.N1	12-FEB-2011 23:20:10	Bright	46.500	166	17Eps Leo	2.9800	6000.0	93	46826	No
235	GOM_NL__2PRFIN20110212_233205_000000463099_00260_46826_1191.N1	12-FEB-2011 23:32:05	Bright	45.500	82	48Bet UMa	2.3650	10600.	91	46826	No
236	GOM_NL__2PRFIN20110212_233932_000000373099_00260_46826_1192.N1	12-FEB-2011 23:39:32	Bright	36.500	60	7Bet UMi	2.0810	3950.0	73	46826	No
237	GOM_NL__2PRFIN20110212_234422_000000443099_00260_46826_1193.N1	12-FEB-2011 23:44:22	Bright	43.500	119	14Eta Dra	2.7270	4700.0	87	46826	No
238	GOM_NL__2PRFIN20110212_234802_000000393099_00260_46826_1194.N1	12-FEB-2011 23:48:02	Bright	39.000	130	23Bet Dra	2.7990	5800.0	78	46826	No
239	GOM_NL__2PRFIN20110212_235210_000000363099_00260_46826_1195.N1	12-FEB-2011 23:52:10	Bright	36.000	5	3Alp Lyr	0.033000	11000.	72	46826	No

### 3. Quality information per product


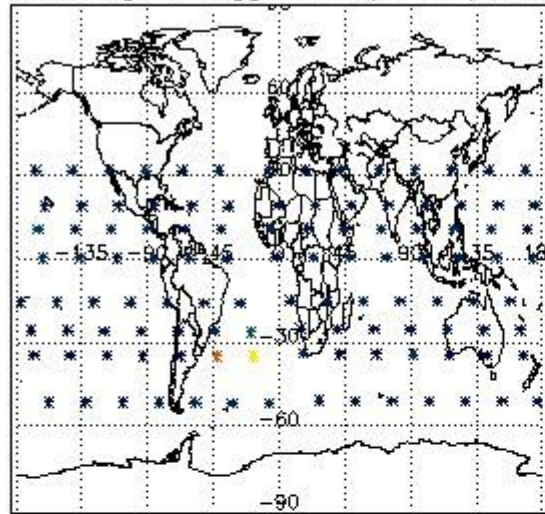
In this section it is plotted some information contained in the Quality Summary data set of the level 2 products. Only products in dark limb conditions and without errors (error flag in the MPH set to "0") are used.

#### 3.1 Plot quality information per product (time dependant)

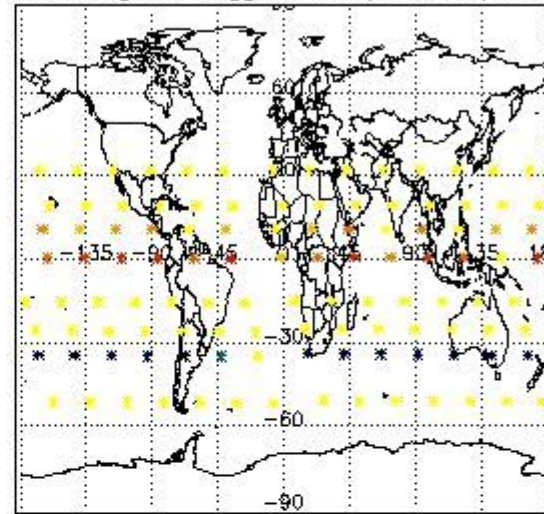


3.2 Plot quality information per product (world map)


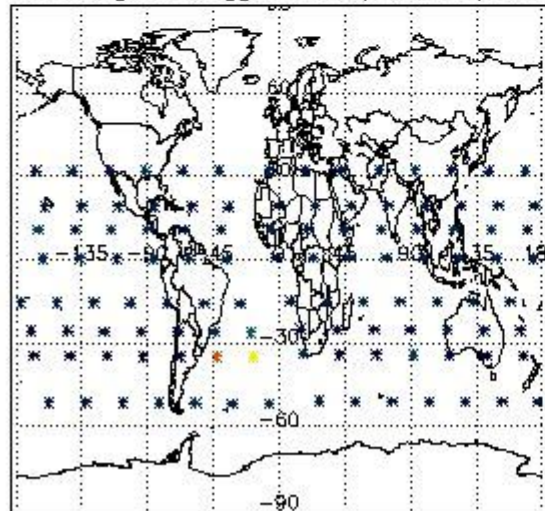
Percentage of flagged data per O3 profile



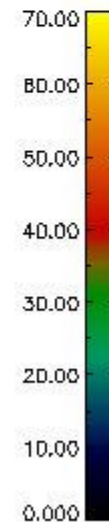
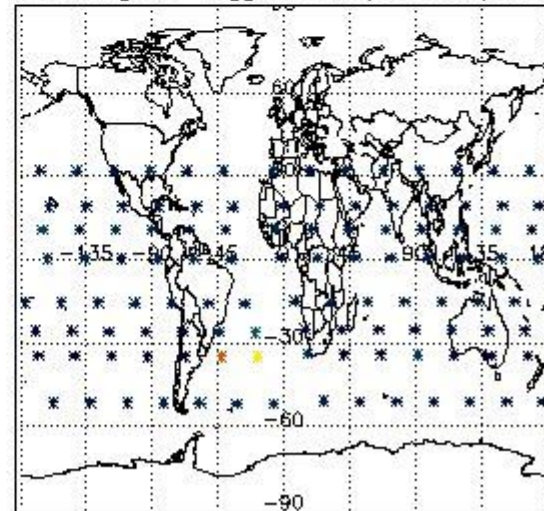
Percentage of flagged data per H2O profile



Percentage of flagged data per NO2 profile



Percentage of flagged data per NO3 profile

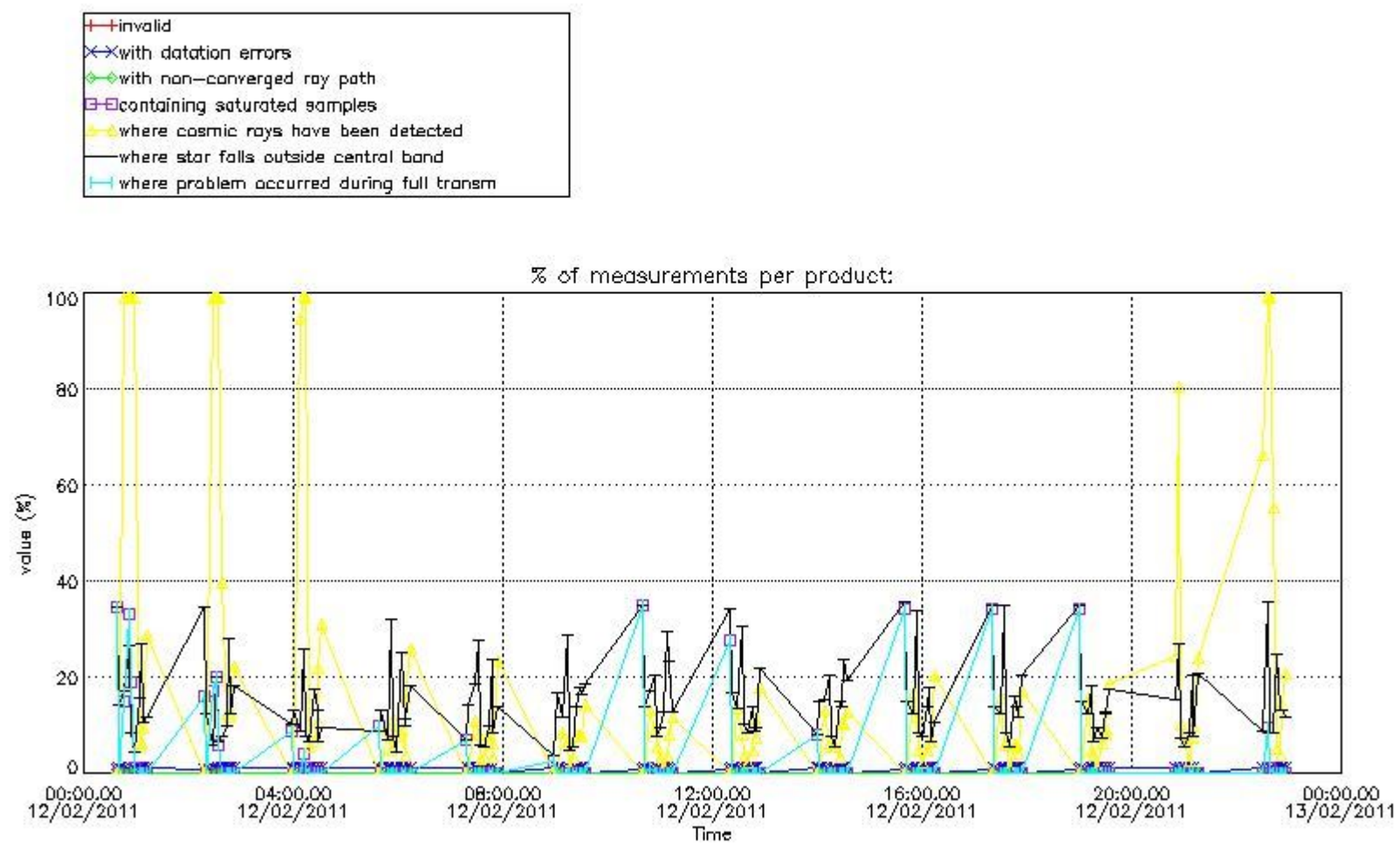


#### 4. Level 1 quality information per product

In this section it is plotted some information contained in the Quality Summary data set of the level 2 products that comes from the level 1b processing. Products without errors (error flag in the MPH set to "0") are used.

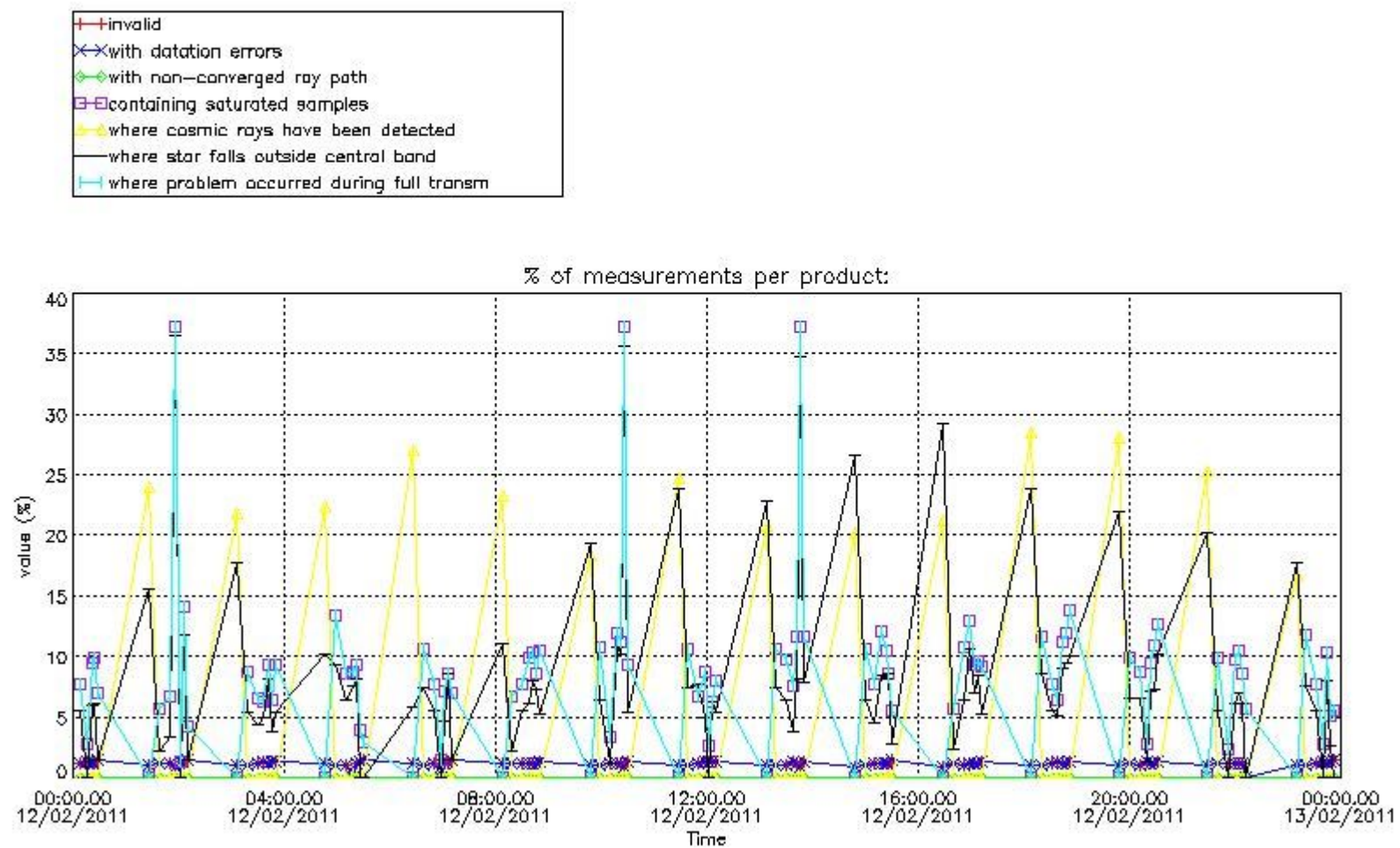
##### 4.1 Plot quality information per product (time dependant) coming from level 1b processing

###### 4.1.1 Plot level 1 quality information per product (time dependant): ENVISAT ASCENDING passes



4.1.2 Plot level 1 quality information per product (time dependant): ENVI SAT DESCENDING passes



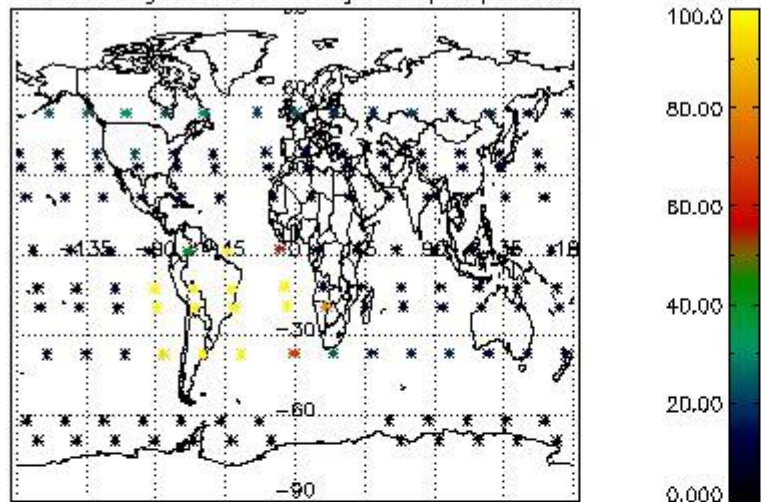


4.2 Plot quality information per product coming from level 1b processing (world map)

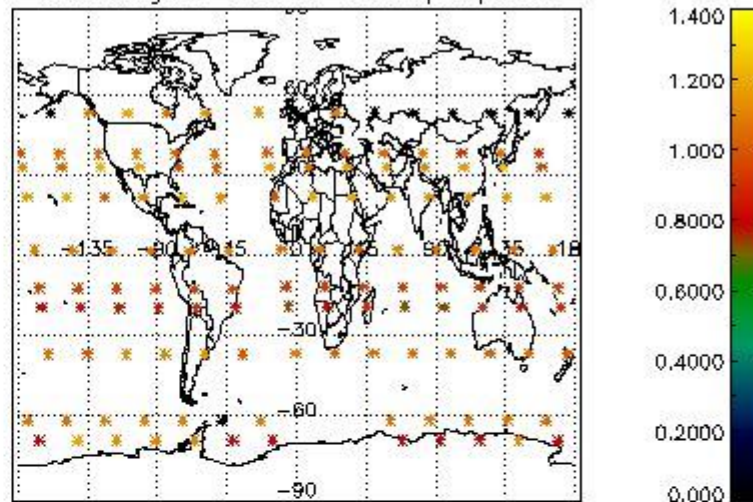
4.2.1 Plot level 1 quality information per product (world map): ENVISAT ASCENDING passes



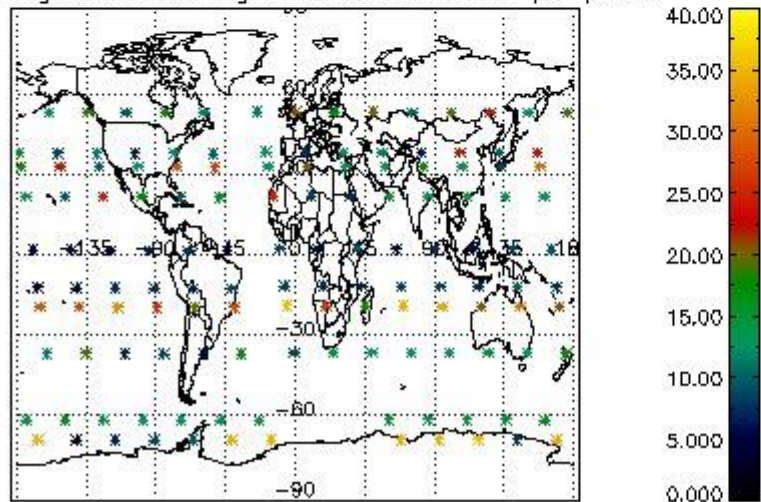
Percentage of cosmic ray hits per profile



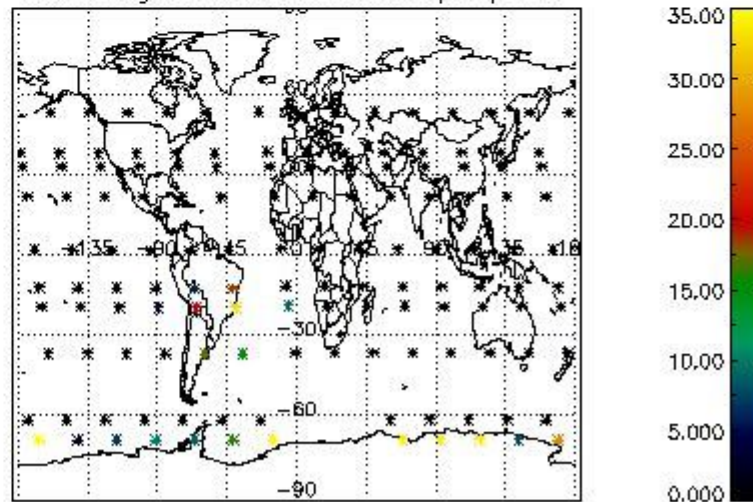
Percentage of datation errors per profile



Percentage of star falling outside central band per profile

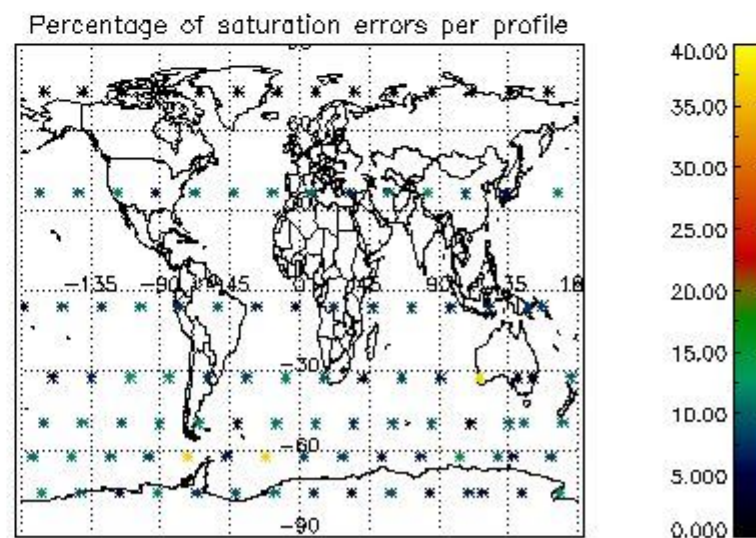
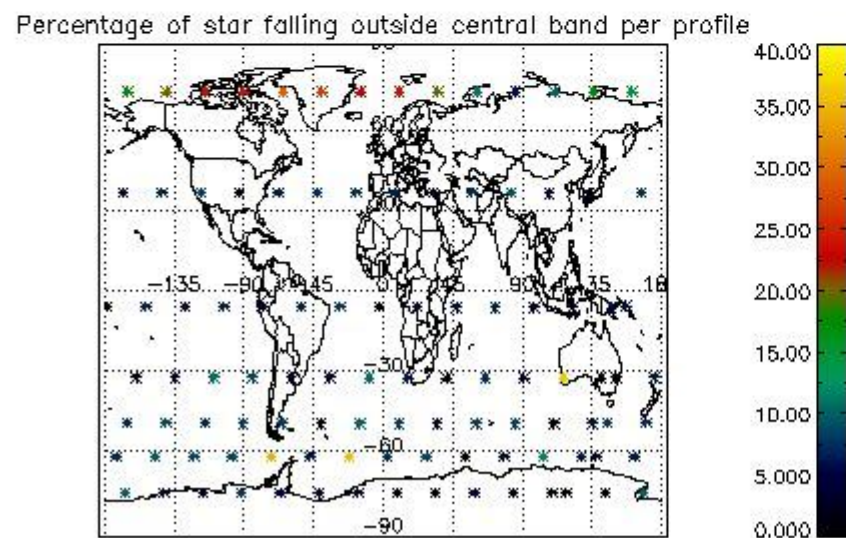
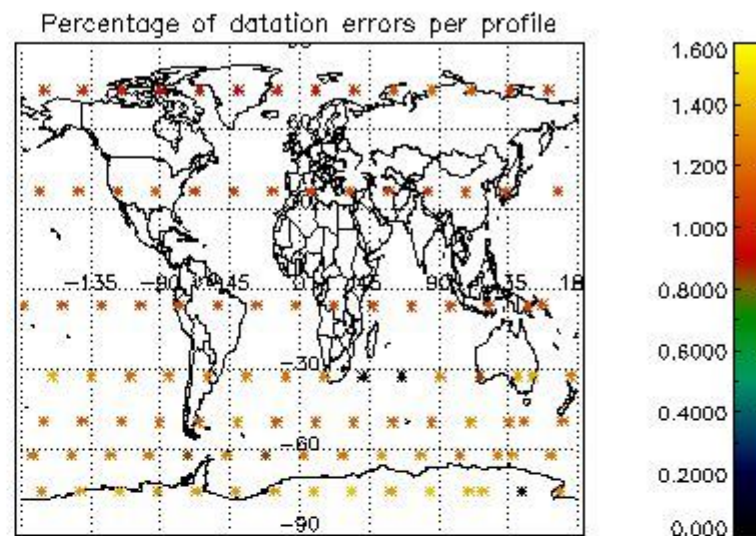
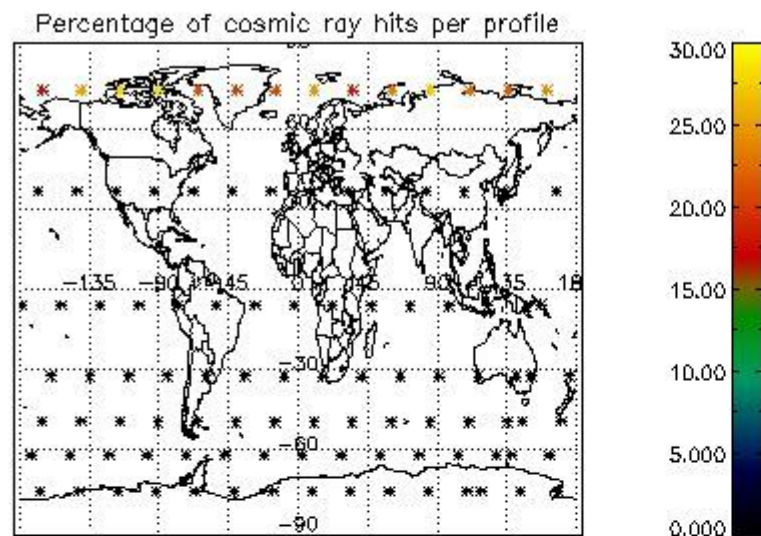


Percentage of saturation errors per profile



4.2.2 Plot level 1 quality information per product (world map): ENVISAT DESCENDING passes





## 5. Trace gas profiles

### 5.1 Ozone statistics based on quality of products

The final quality of the products can be "measured" using the STD (Standard Deviation) attached to every point profile. This information is written to the parameter GOM\_NL\_\_2P/NL\_LOCAL\_SPECIES\_DENSITY/o3\_std of the level 2 products. The table below shows the statistics for given STD ranges.

The statistics are given with respect to the overall valid production:

- Products without fatal errors: GOM\_NL\_\_2P/MPH/PRODUCT\_ERR=0
- Valid point profile: GOM\_NL\_\_2P/NL\_LOCAL\_SPECIES\_DENSITY/pcd(0)=0

The 'Criteria' is applied to valid points of dark limb products:

- Products in dark limb illumination condition: GOM\_NL\_\_2P/NL\_SUMMARY\_QUALITY/obs\_ill\_cond=0
- Products without fatal errors: GOM\_NL\_\_2P/MPH/PRODUCT\_ERR=0
- Valid point profile: GOM\_NL\_\_2P/NL\_LOCAL\_SPECIES\_DENSITY/pcd(0)=0

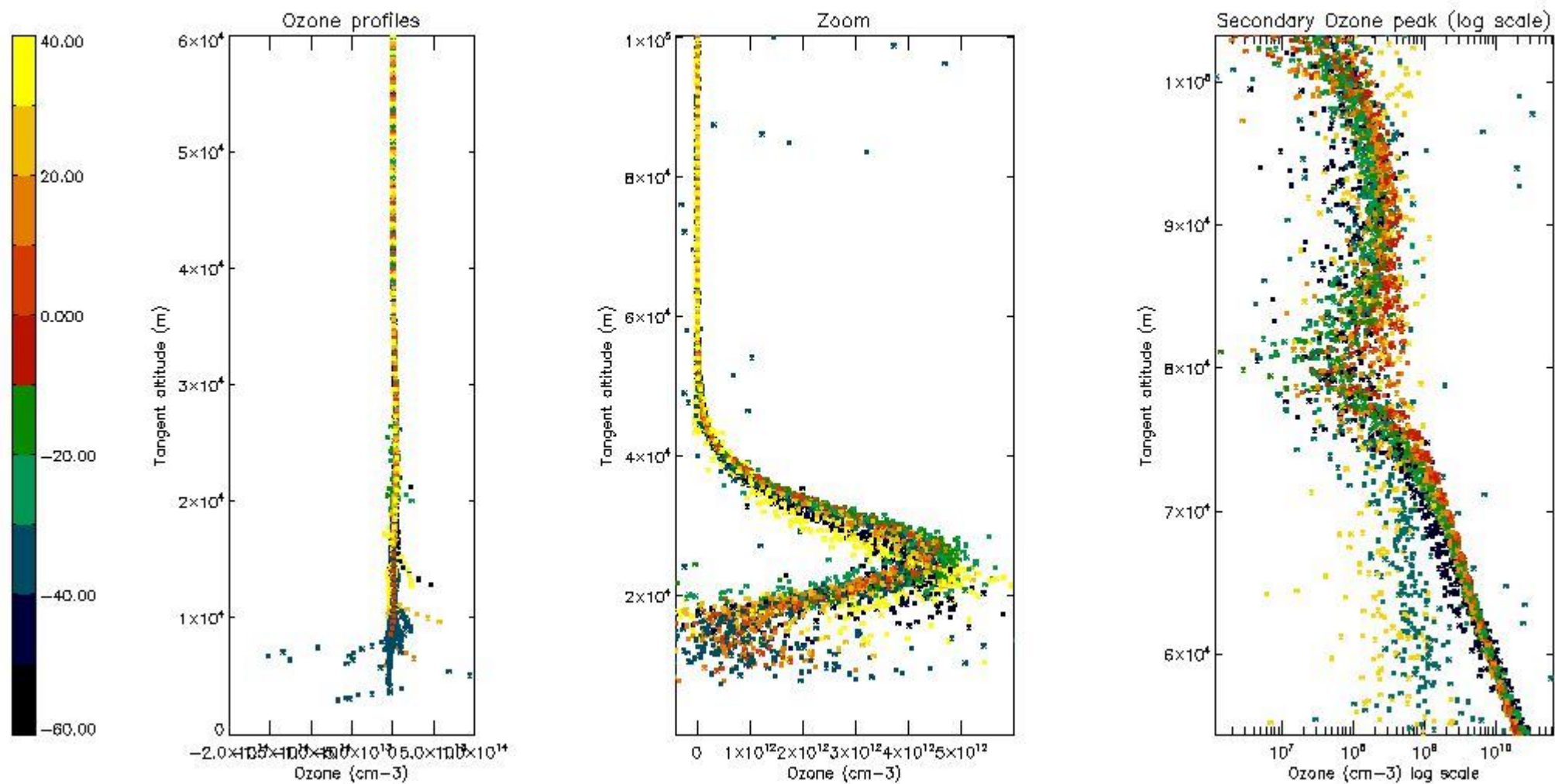
So, the table below shows the percentage of dark limb and valid observations for each criteria with respect to the overall valid daily observations.

Criteria	% of total production
All STD	50
STD < 20	25

STD < 10	21
STD < 5	13

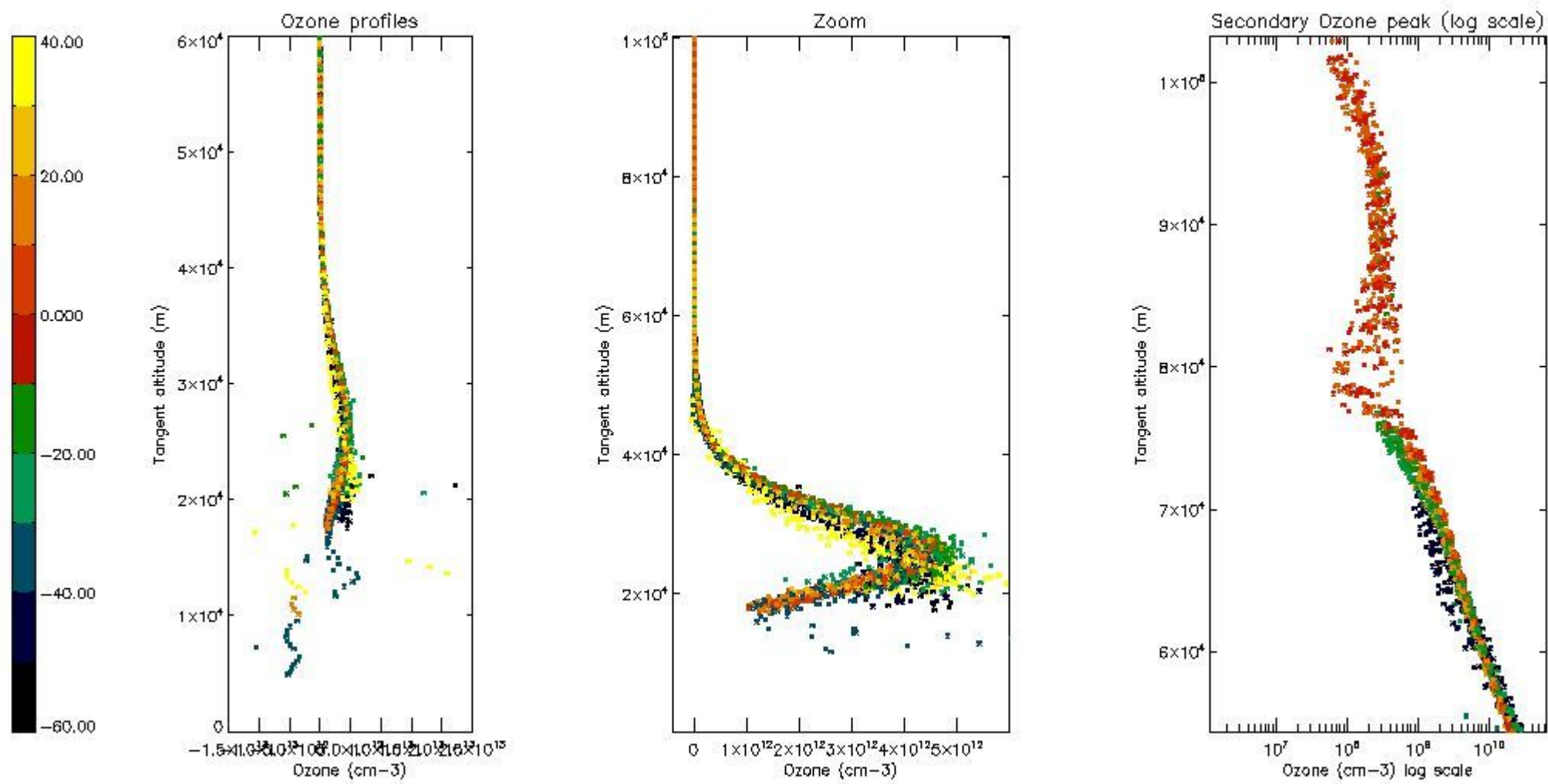
5.2 Plot ozone profiles for all STD (dark without errors)

The colorbar represents the latitude.



5.3 Plot ozone profiles where STD < 20% (dark without errors)

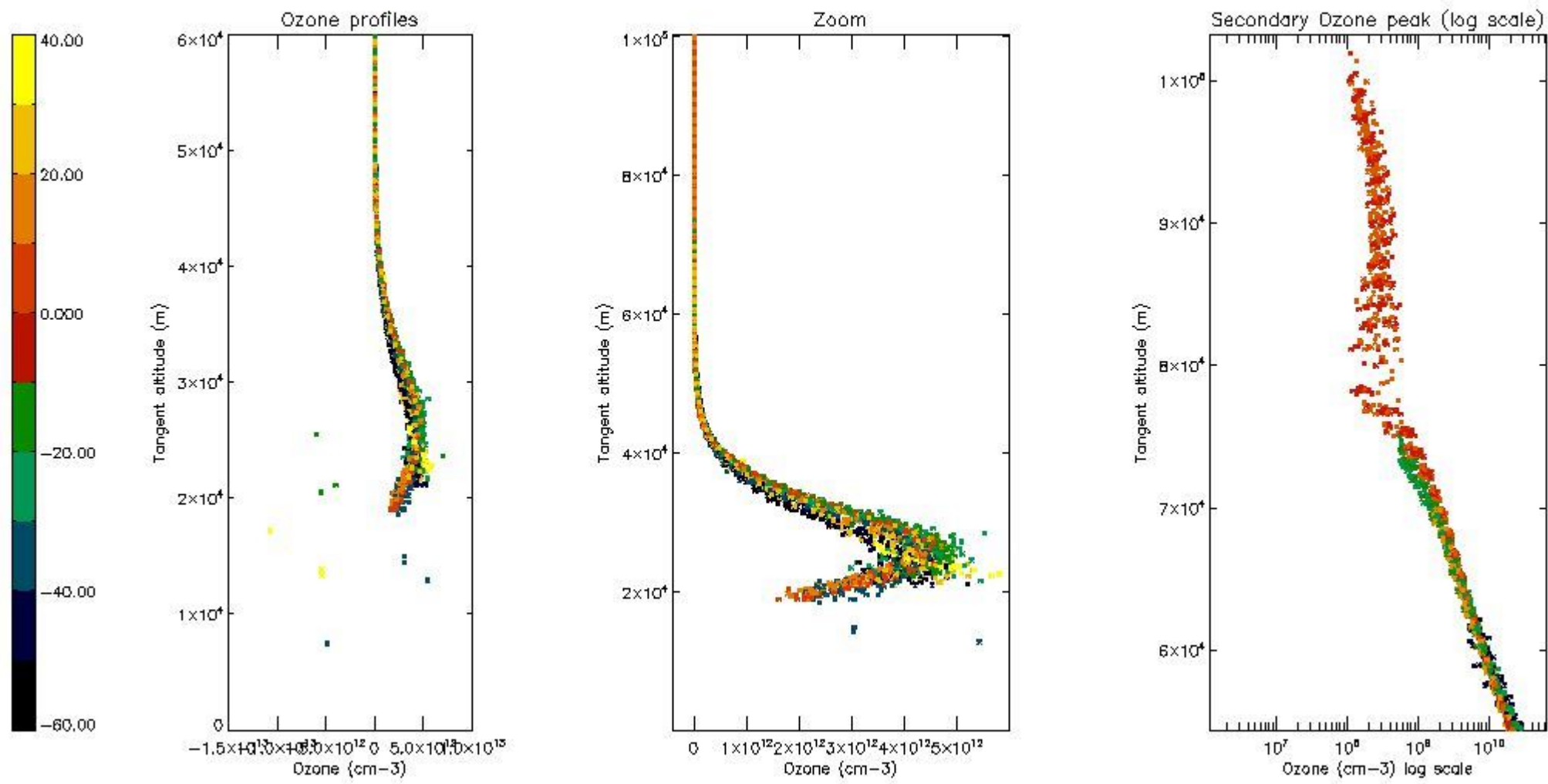
The colorbar represents the latitude.



*5.4 Plot ozone profiles where STD < 10% (dark without errors)*

The colorbar represents the latitude.

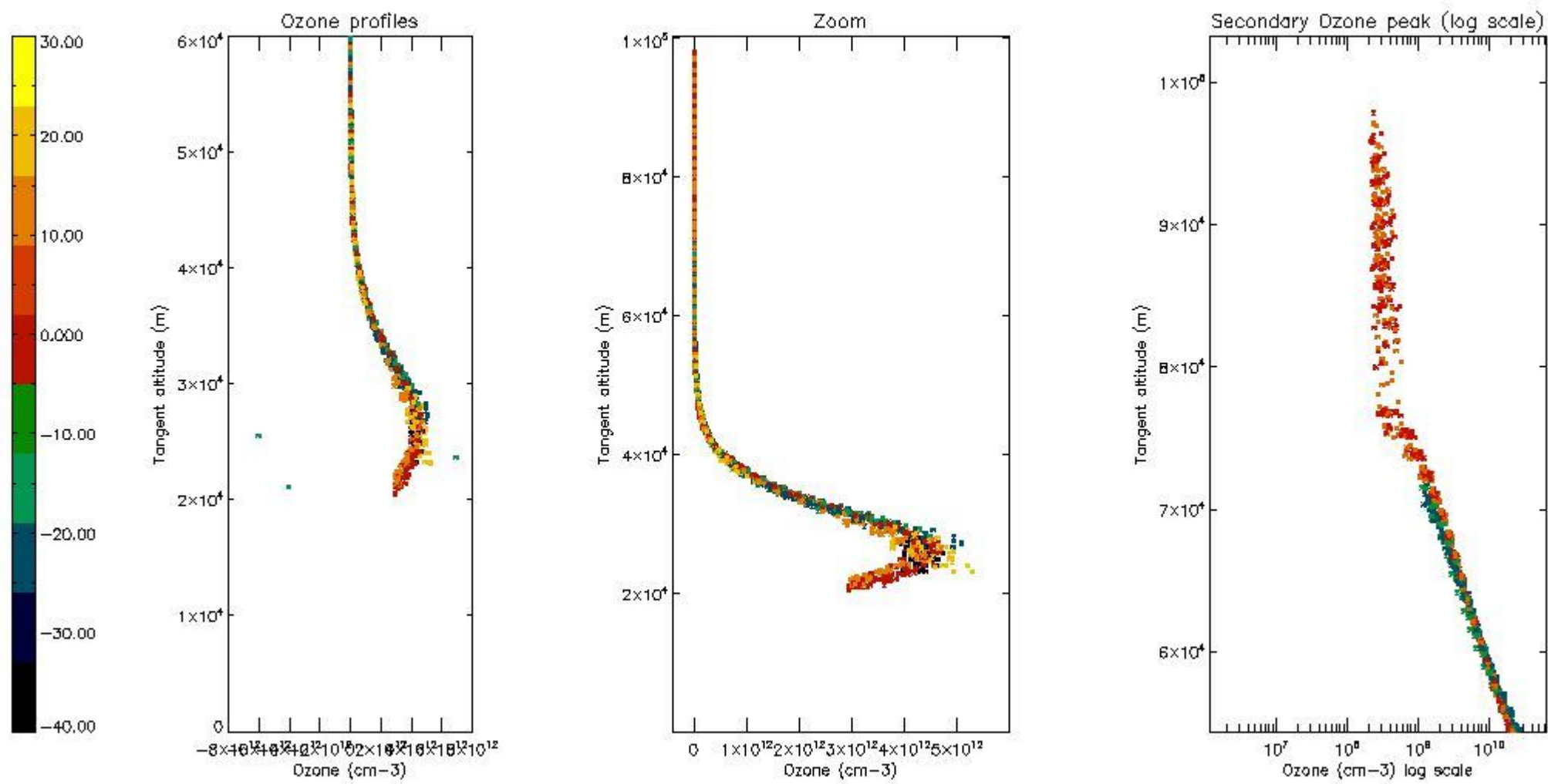




*5.5 Plot ozone profiles where STD < 5% (dark without errors)*

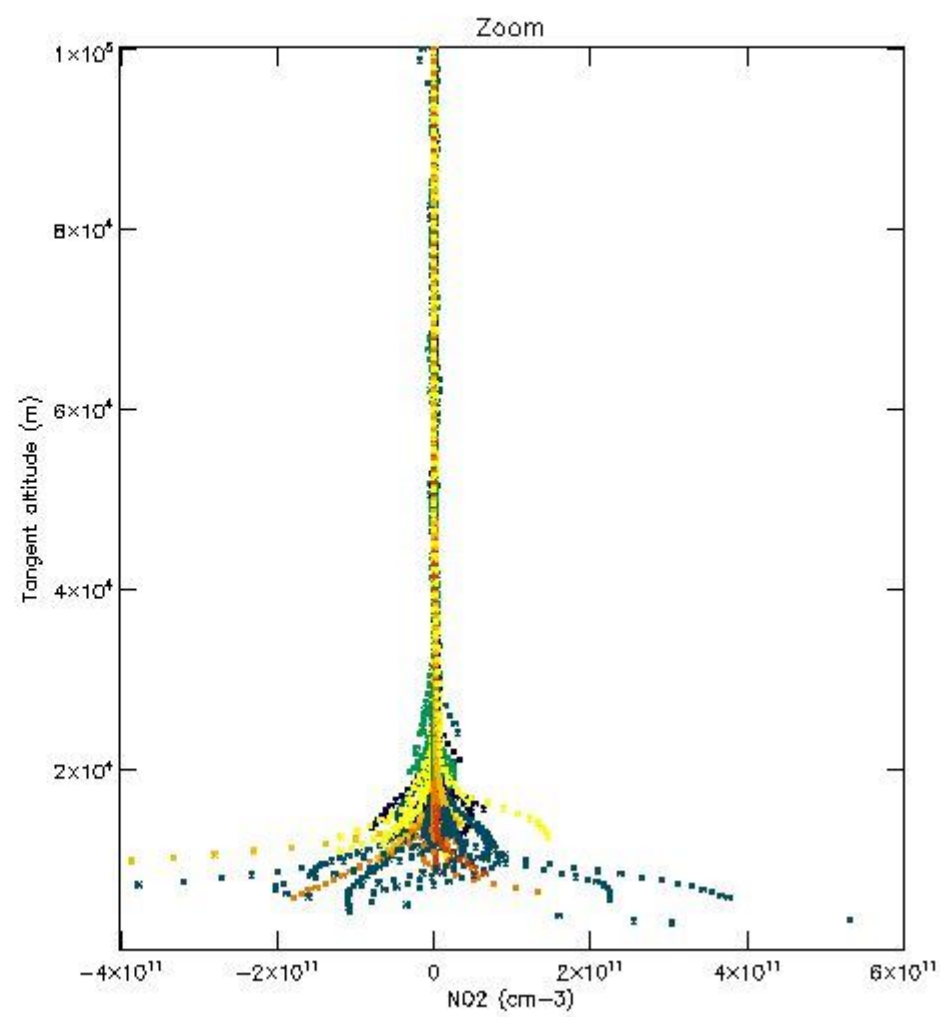
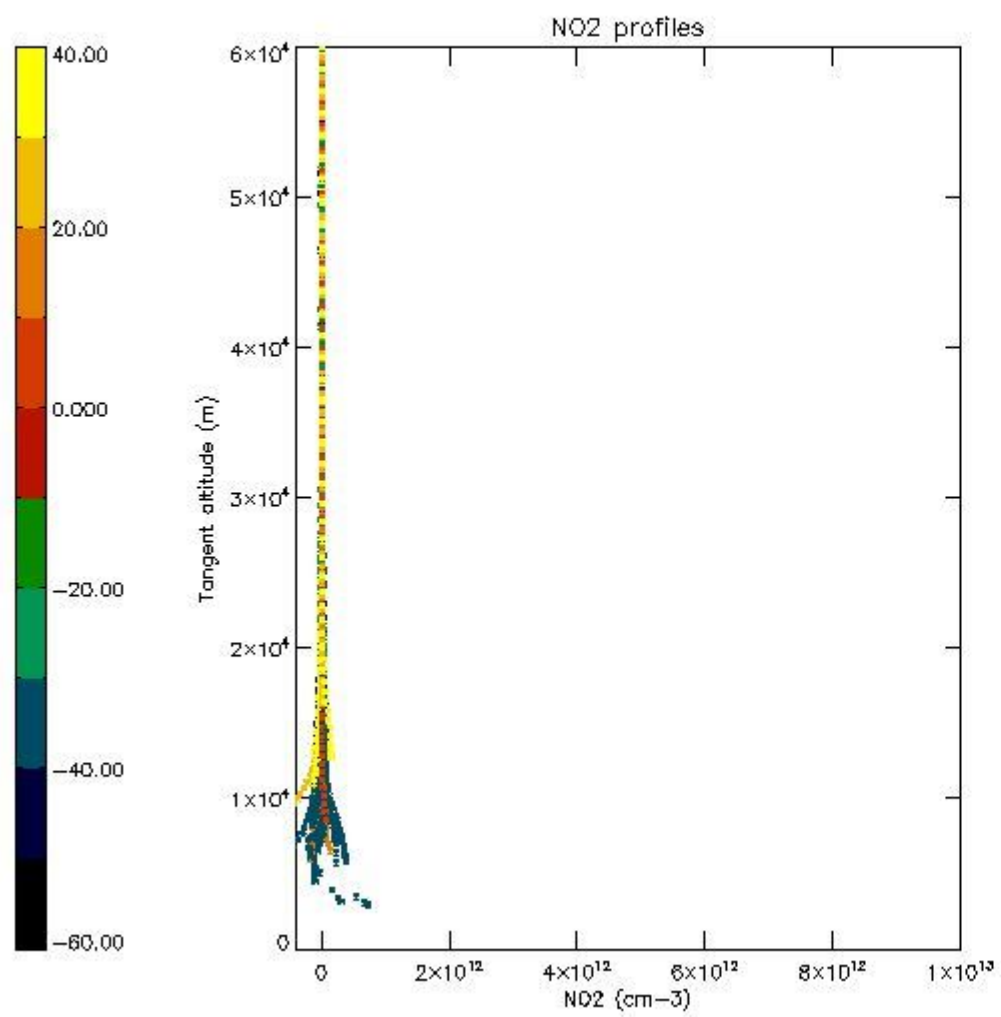
The colorbar represents the latitude.





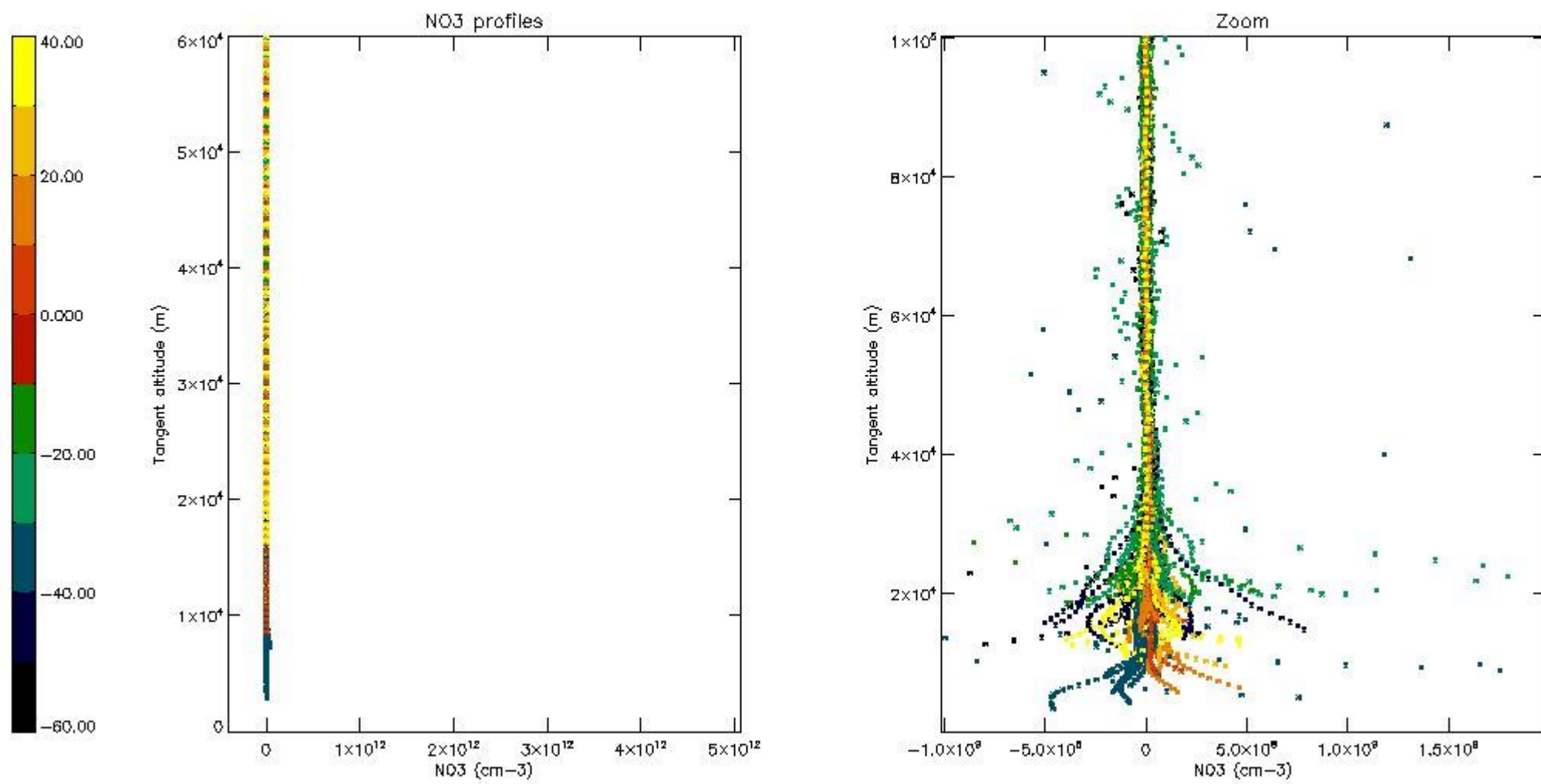
*5.6 Plot NO<sub>2</sub> profiles for all STD (dark without errors)*

The colorbar represents the latitude.



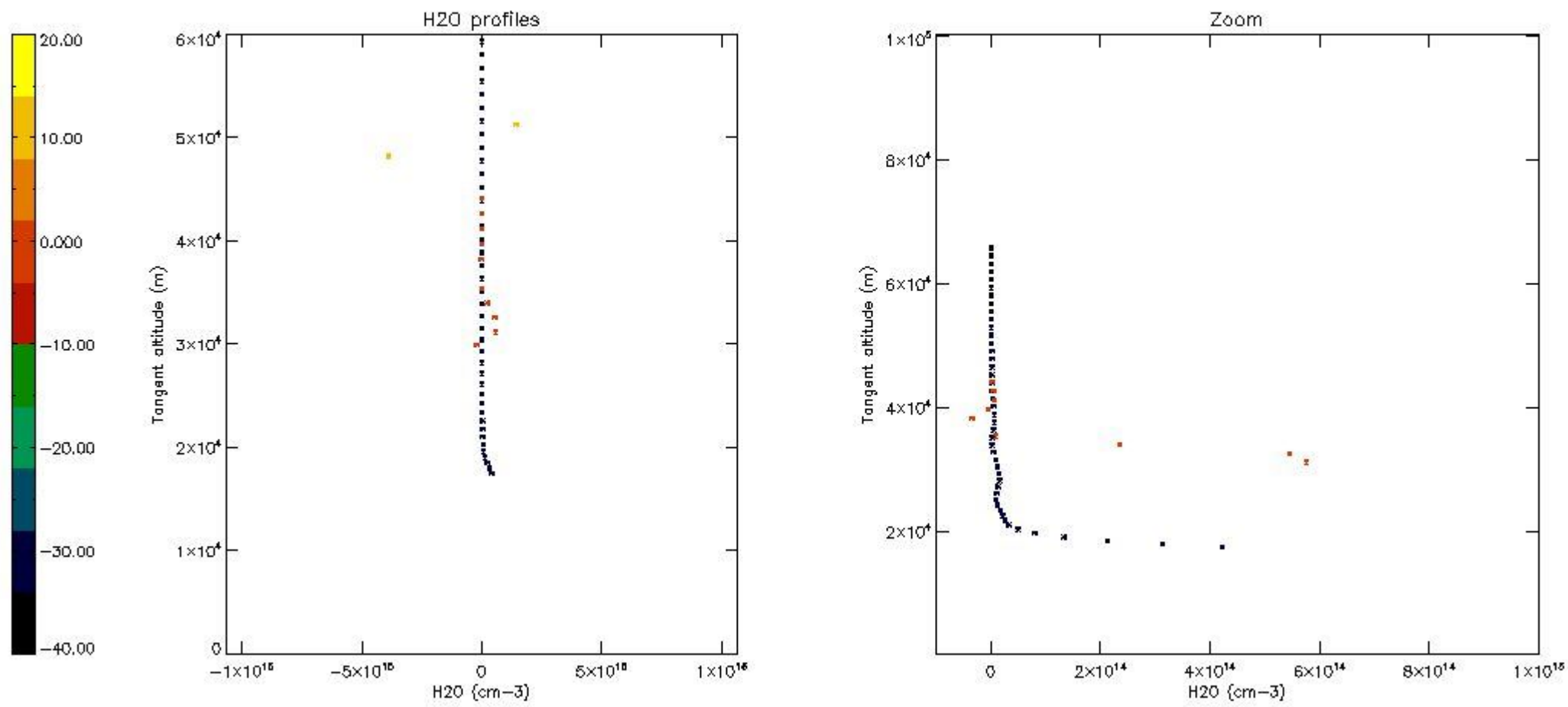
*5.7 Plot NO3 profiles for all STD (dark without errors)*

The colorbar represents the latitude.



*5.8 Plot H2O profiles for all STD (only for occultations of stars 1,2,3,4,13,14,16,26,63 dark without errors)*

The colorbar represents the latitude.

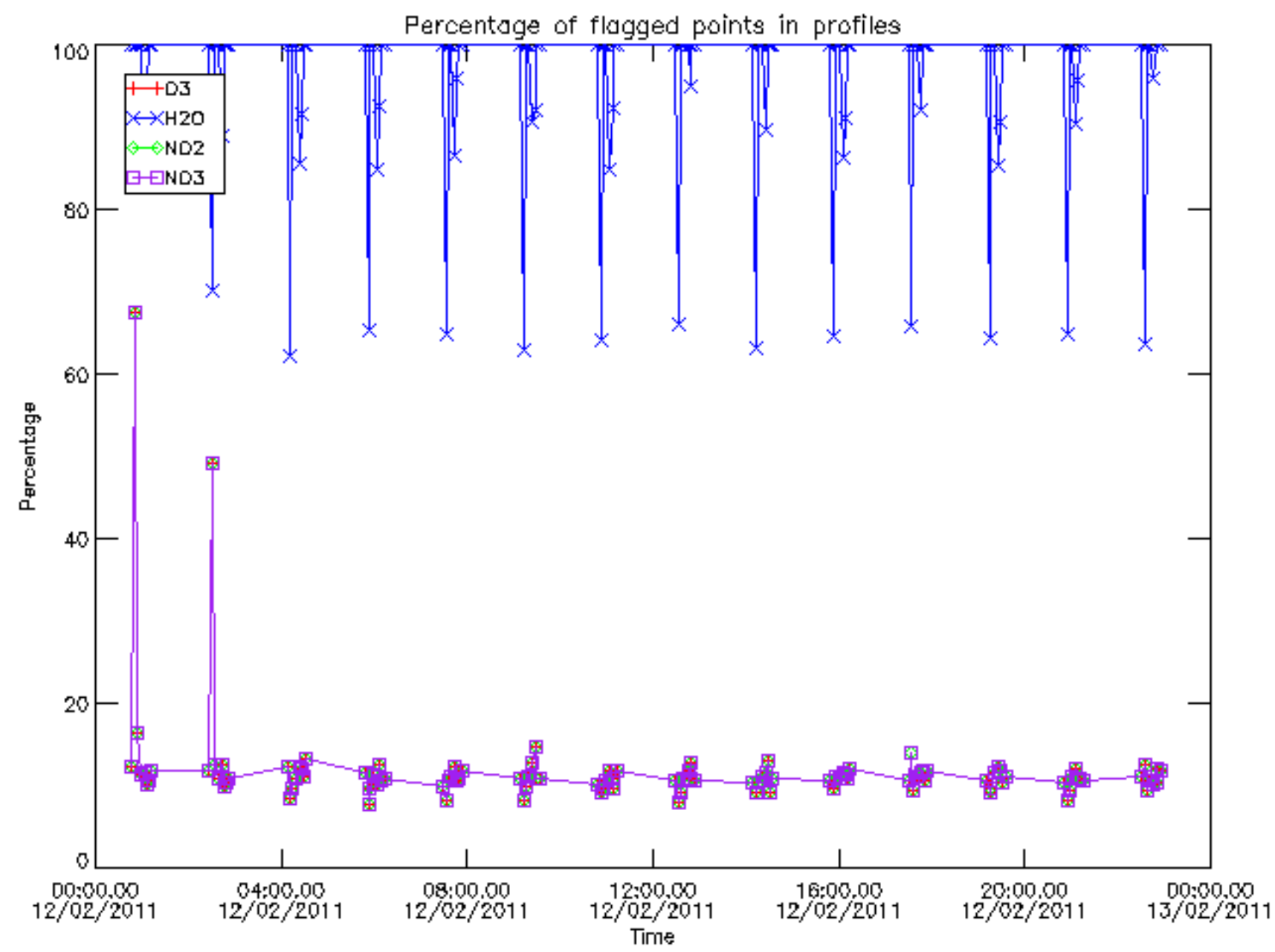


## 6. Auxiliary Data Files used for the production reported in section 2

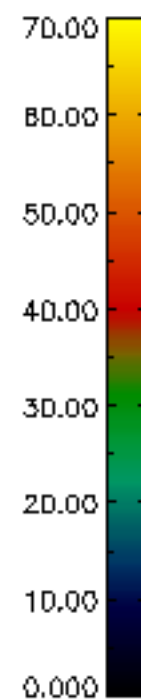
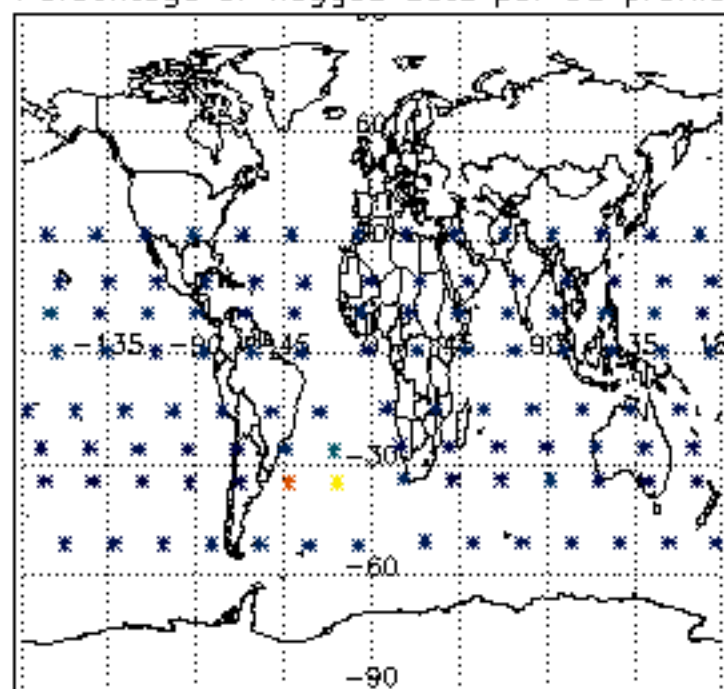
The number reported in the third column indicates since which file (see list in section 2) the corresponding auxiliary file has been used. The fourth column is the date of those product files.

Type	Auxiliary Filename	Used since product	Used since product date
INST_PHYS_CHARACTERISTICS	GOM_INS_AXVIEC20091111_143220_20030716_120000_20500101_000000	1	12-FEB-2011 00:08:59
LEVEL-2_PROC_CONFIG	GOM_PR2_AXVIEC20091111_152718_20020301_000000_20500101_000000	1	12-FEB-2011 00:08:59
CROSS_SECTIONS_FILE	GOM_CRS_AXVIEC20091111_154832_20020301_000000_20500101_000000	1	12-FEB-2011 00:08:59

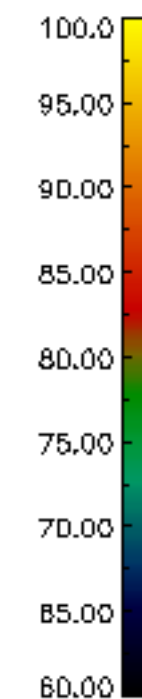
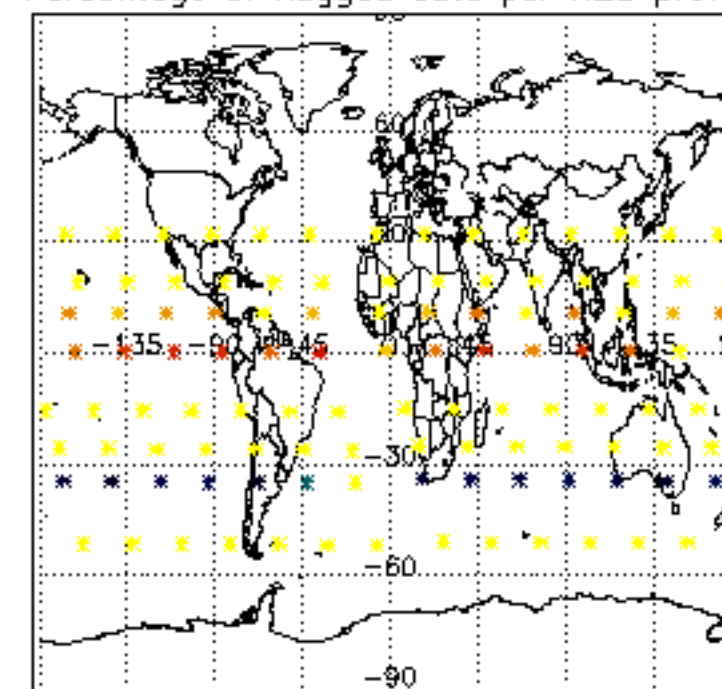




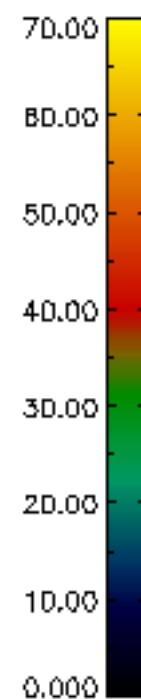
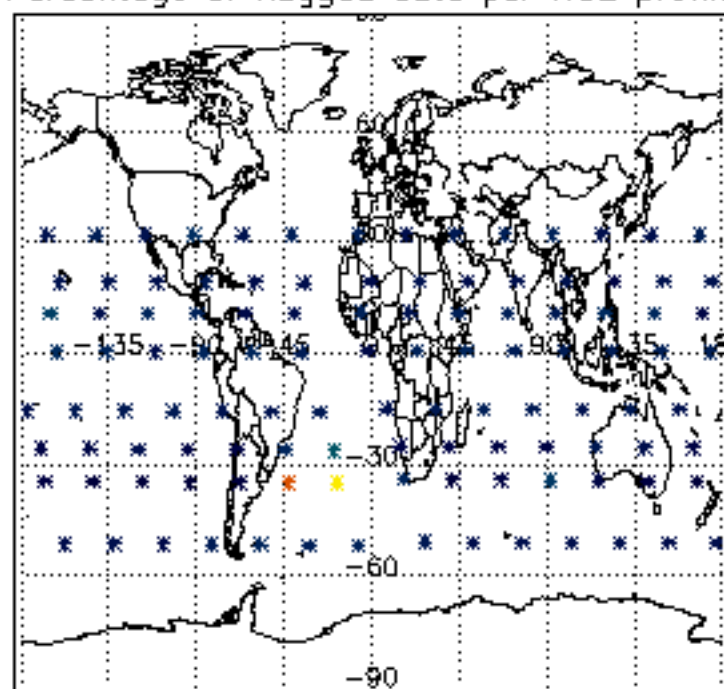
Percentage of flagged data per D3 profile



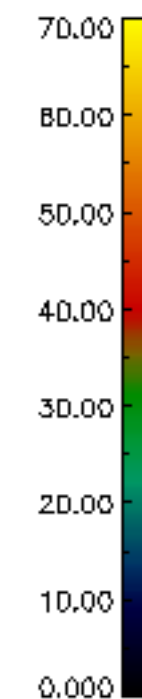
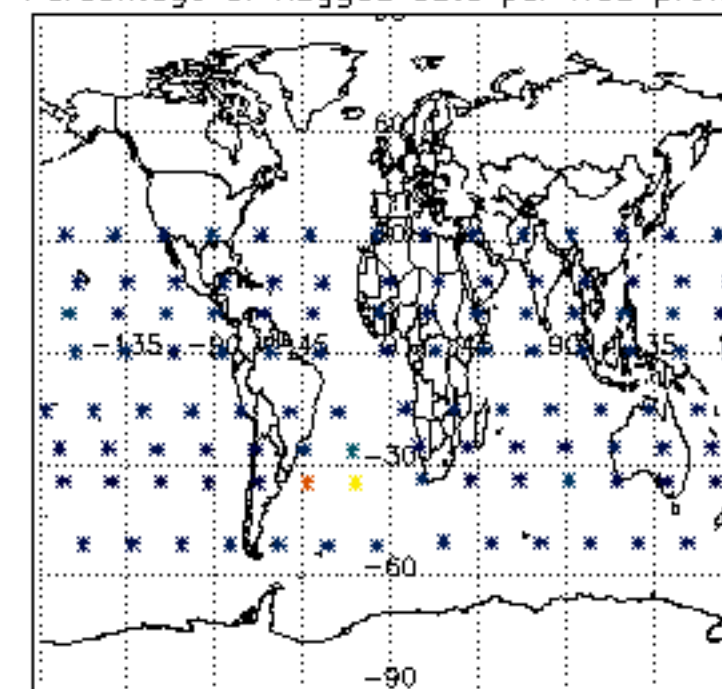
Percentage of flagged data per H2O profile

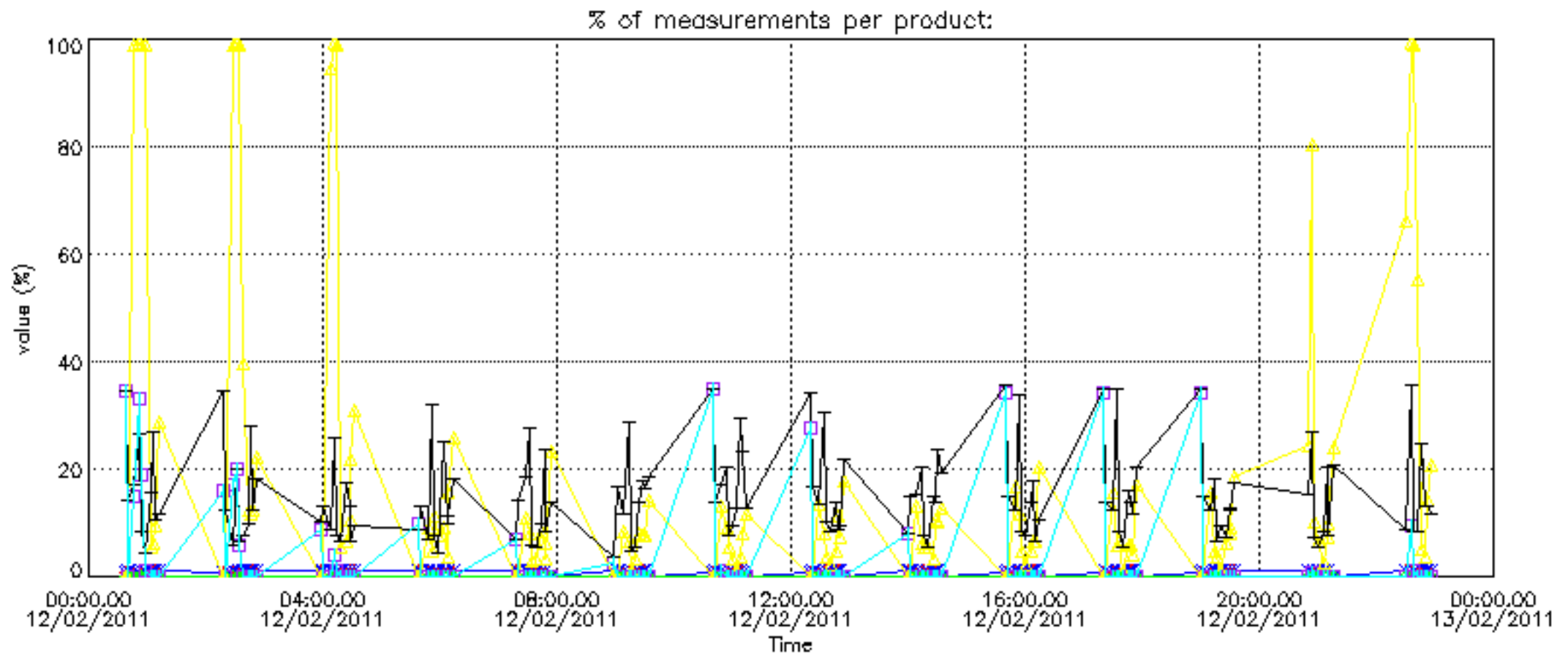


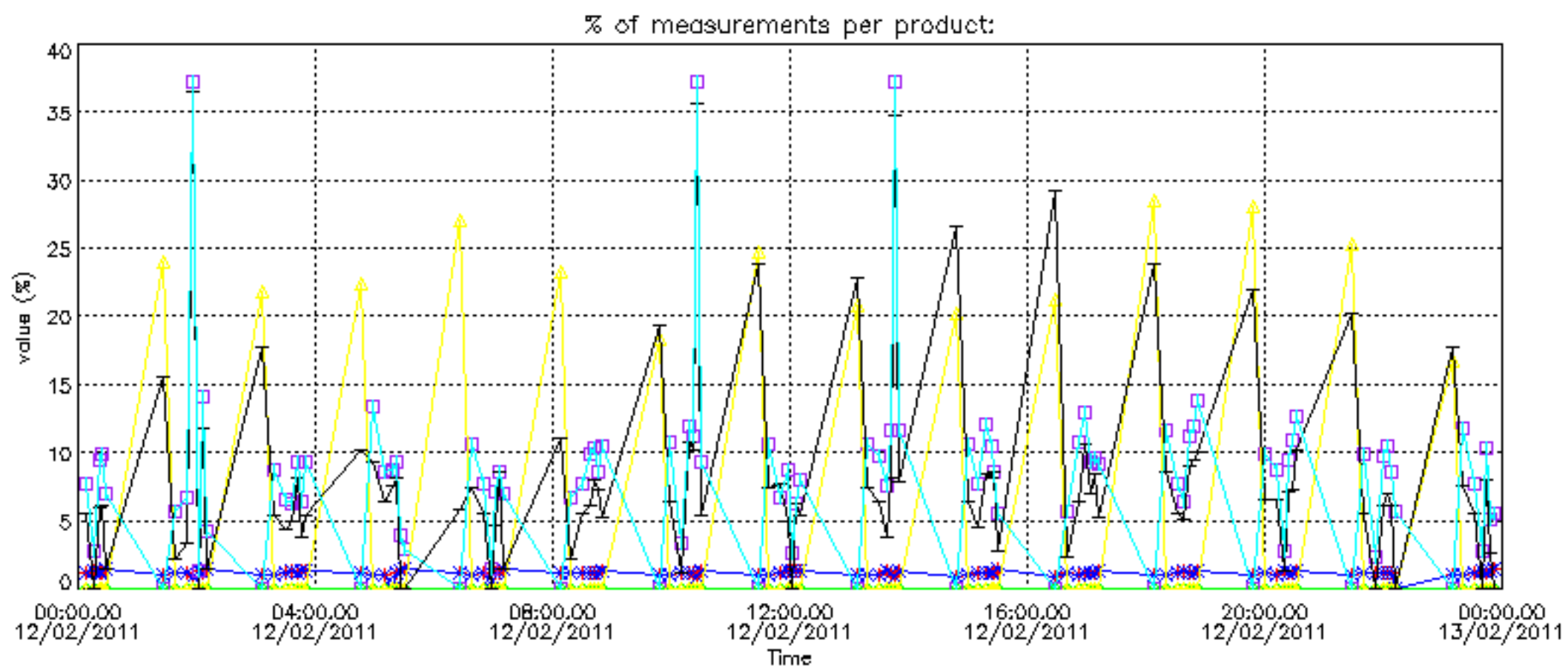
Percentage of flagged data per NO2 profile



Percentage of flagged data per NO3 profile

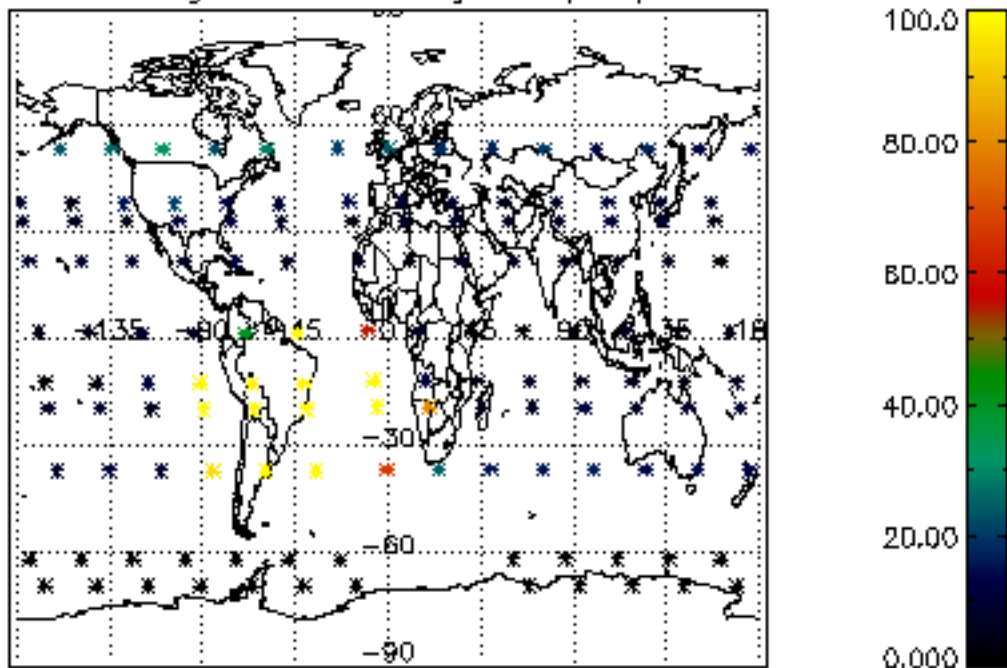




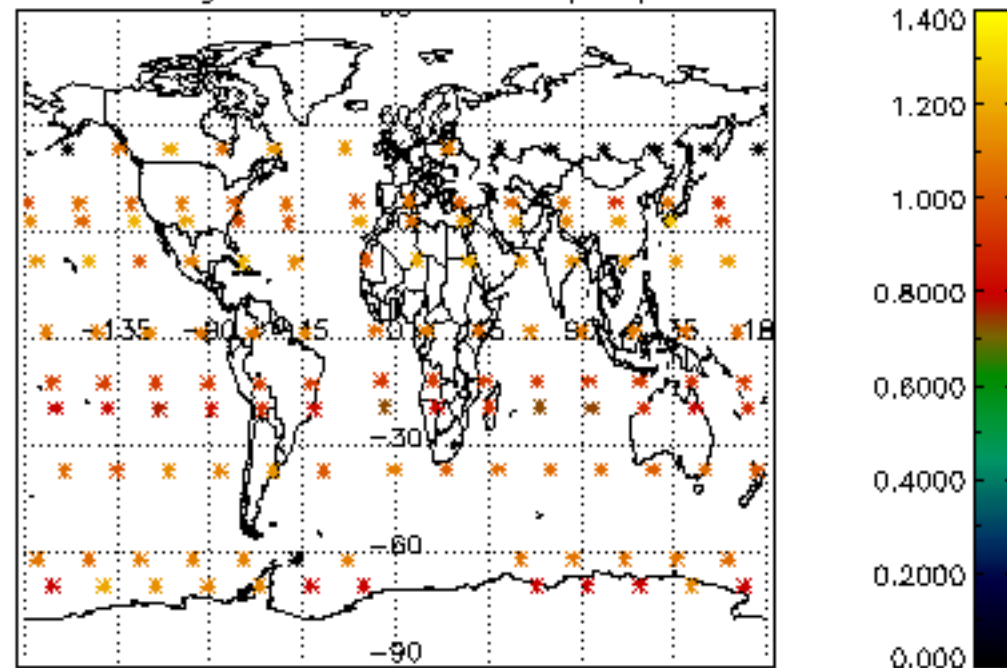




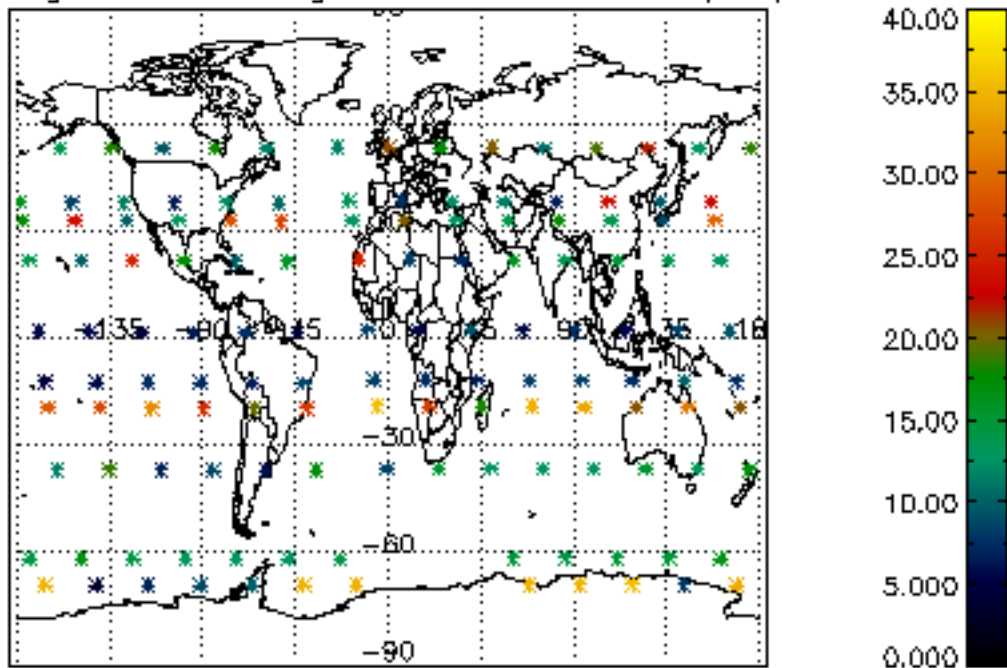
Percentage of cosmic ray hits per profile



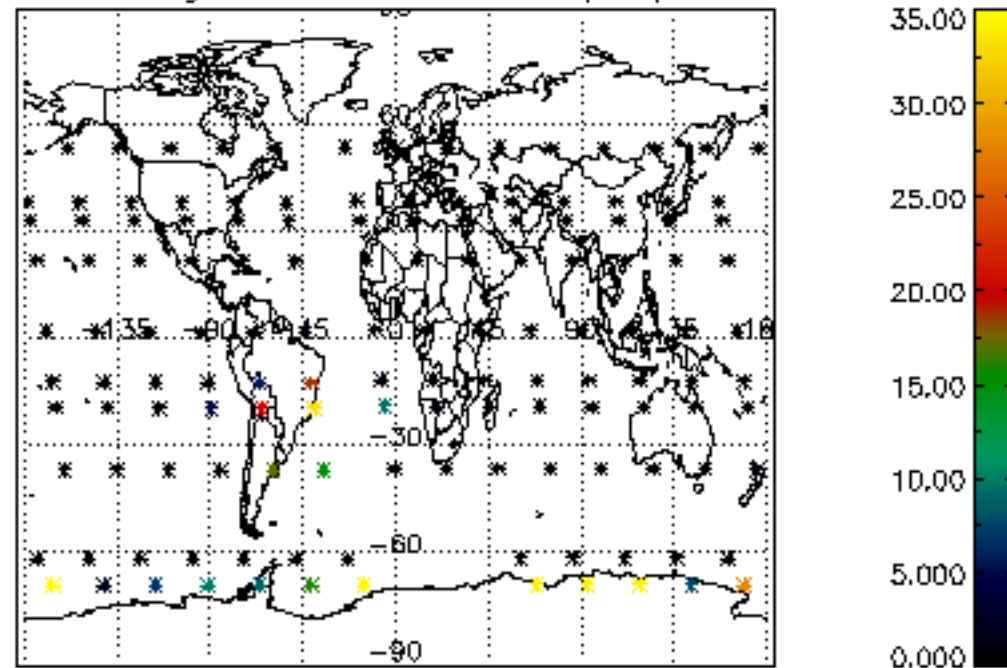
Percentage of datation errors per profile



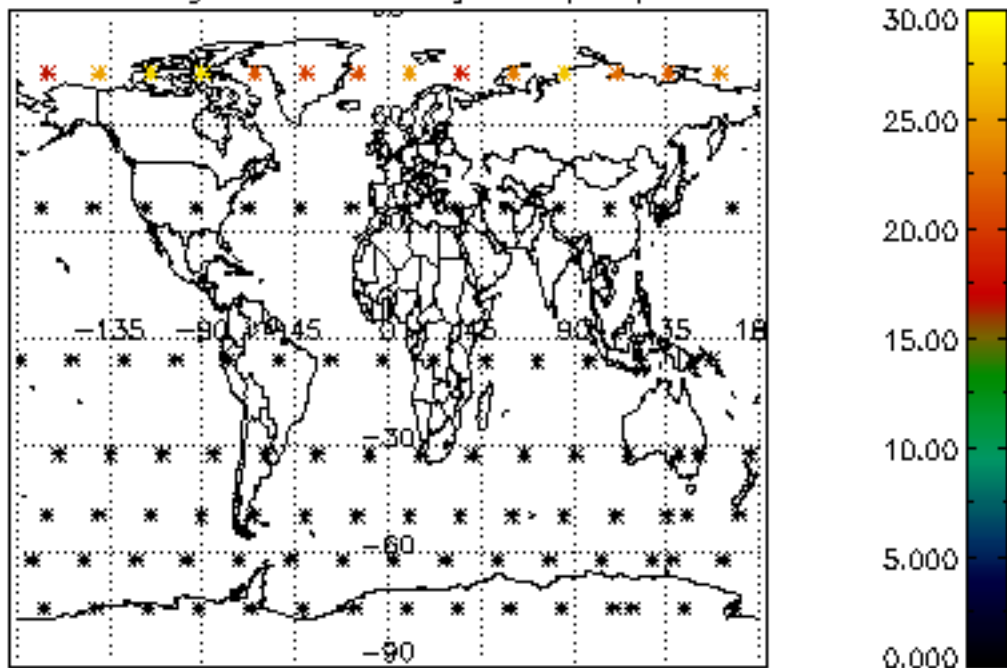
Percentage of star falling outside central band per profile



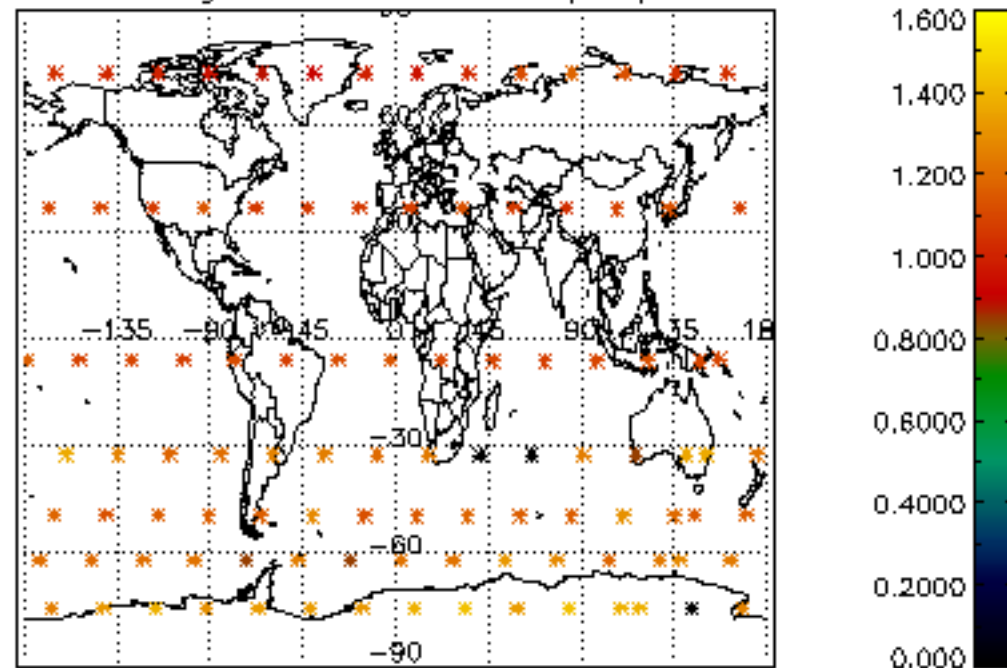
Percentage of saturation errors per profile



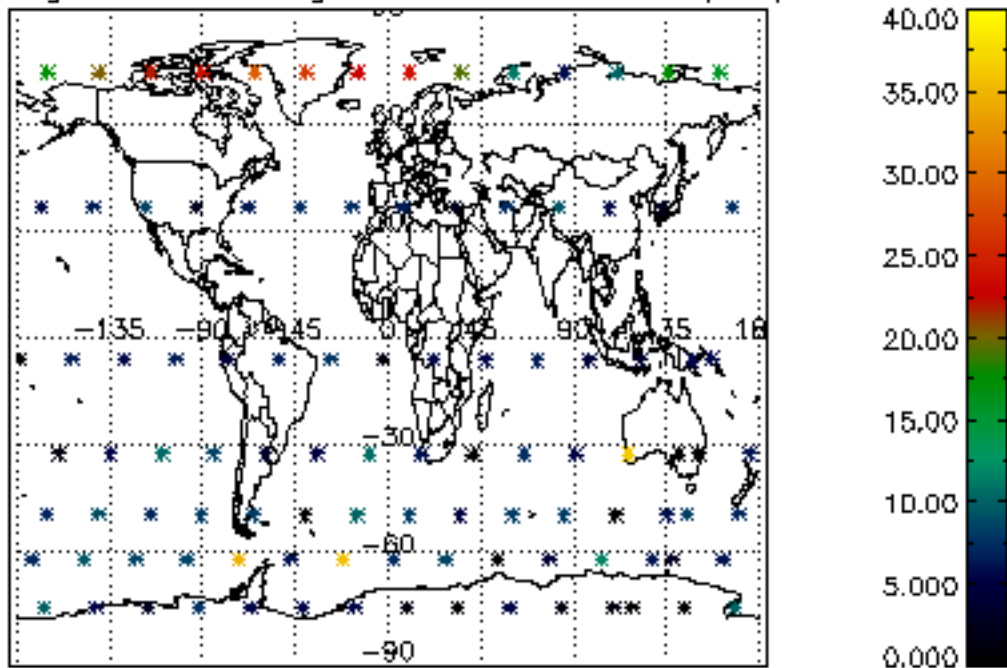
Percentage of cosmic ray hits per profile



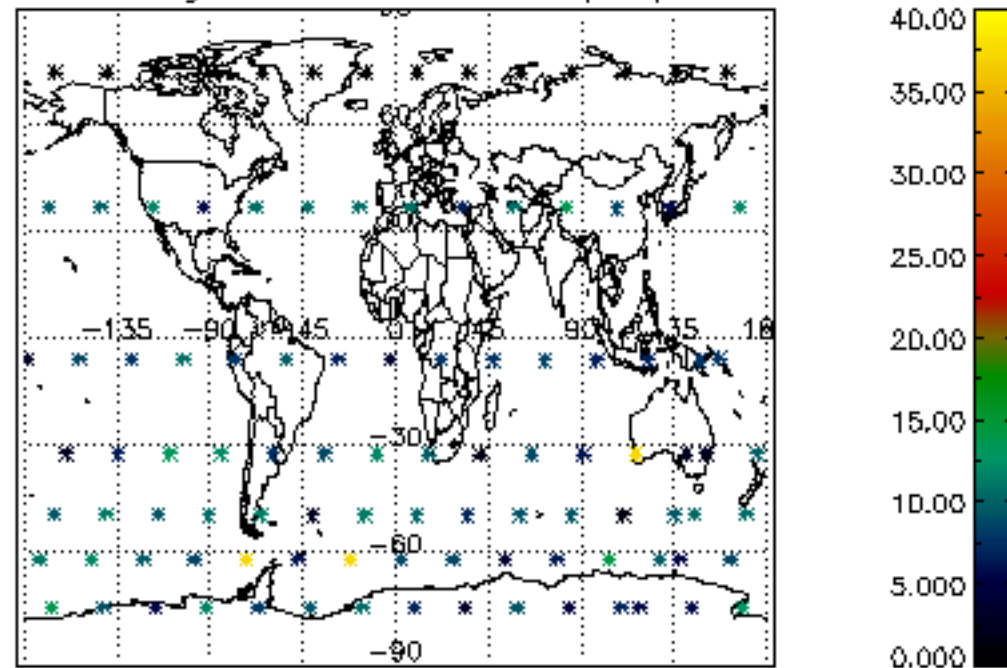
Percentage of datation errors per profile

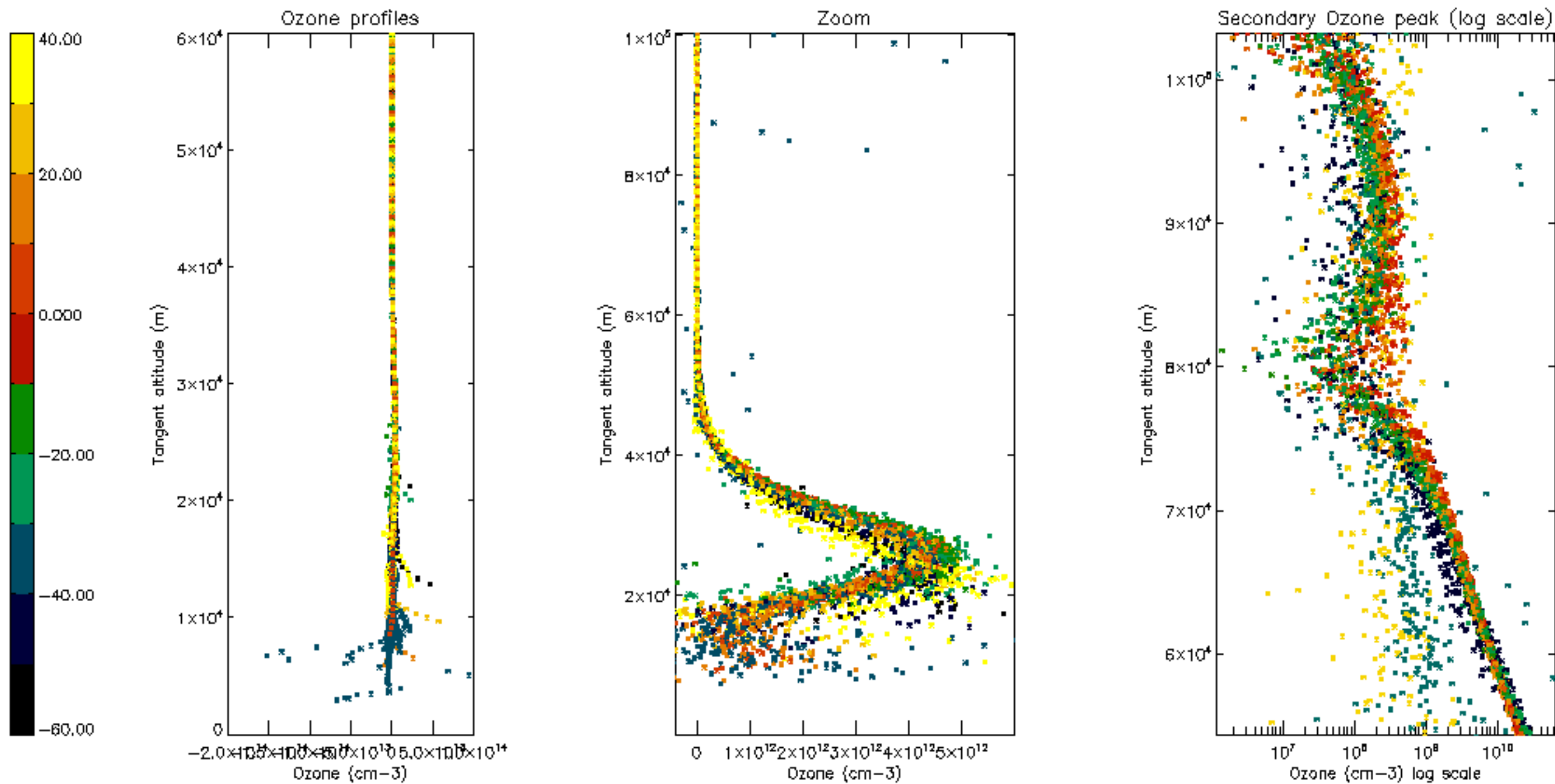


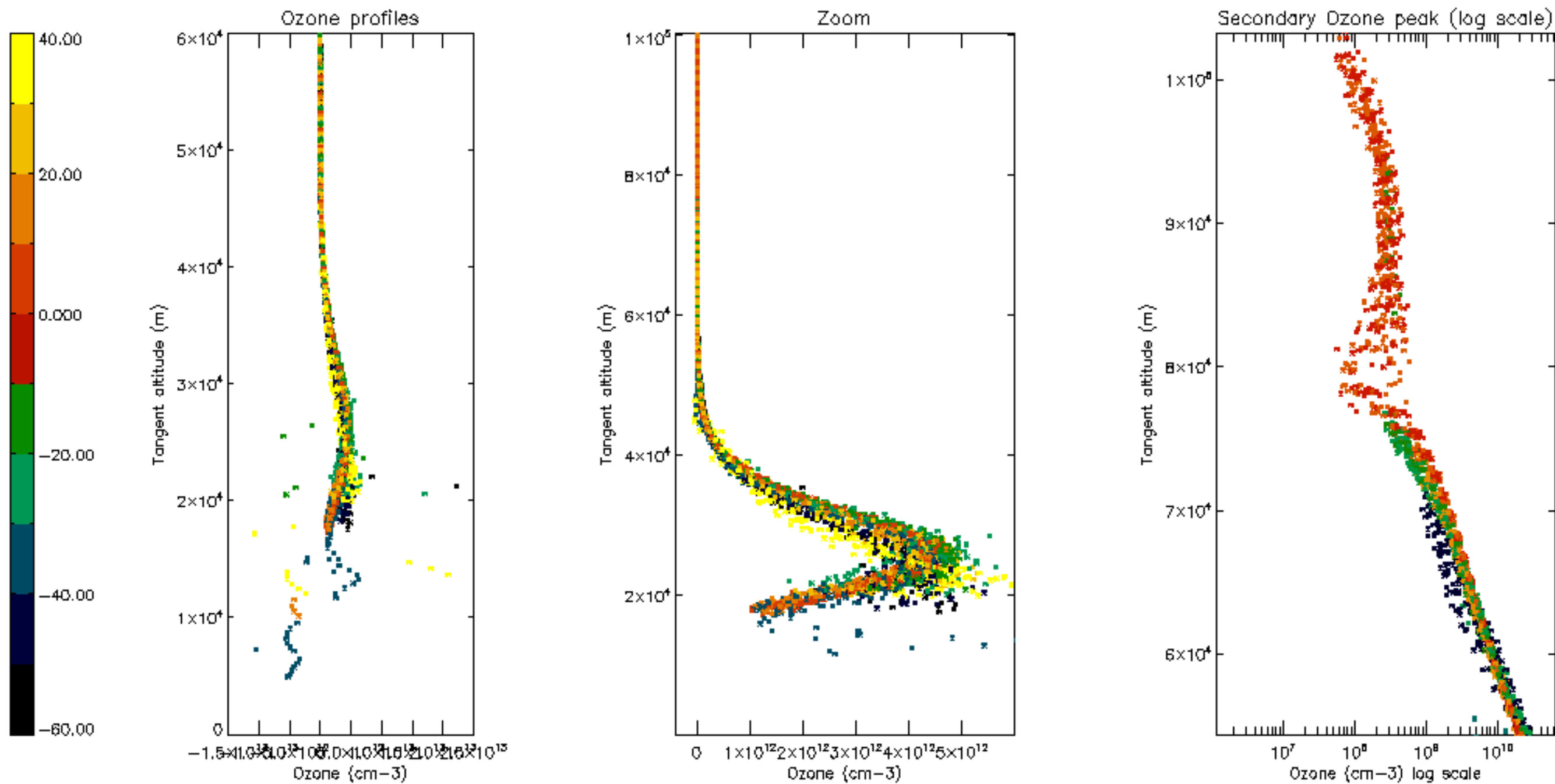
Percentage of star falling outside central band per profile



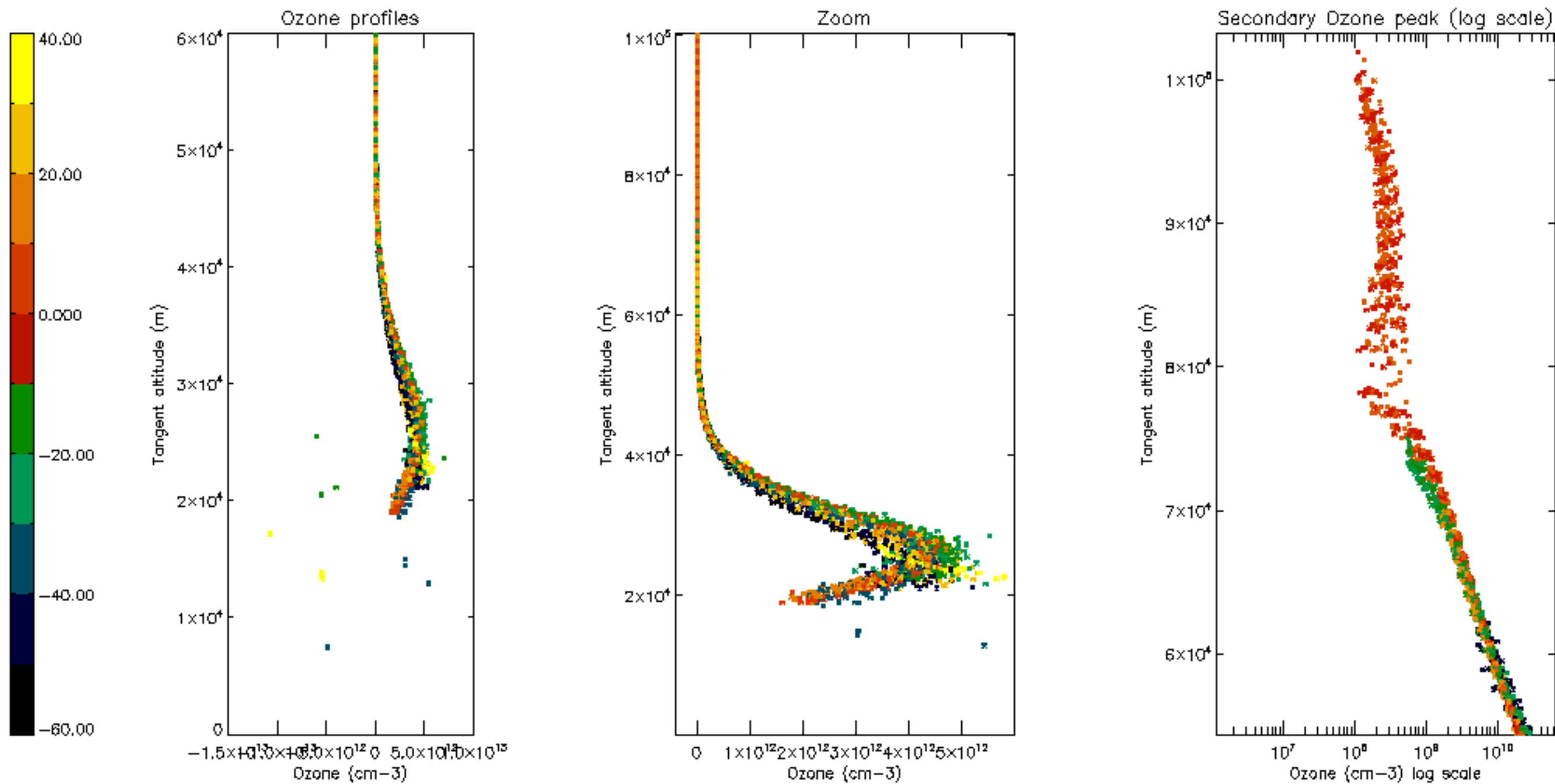
Percentage of saturation errors per profile

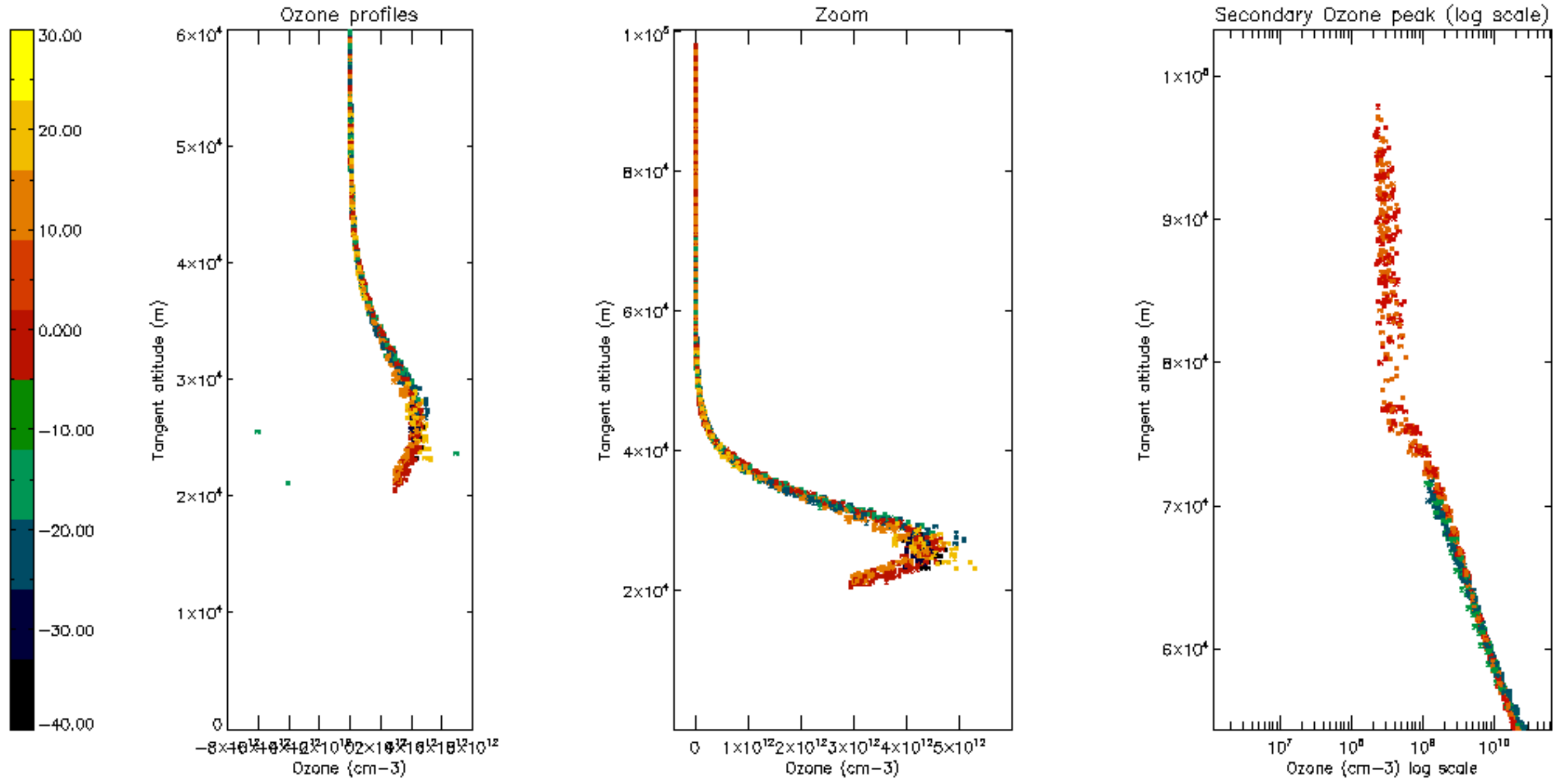


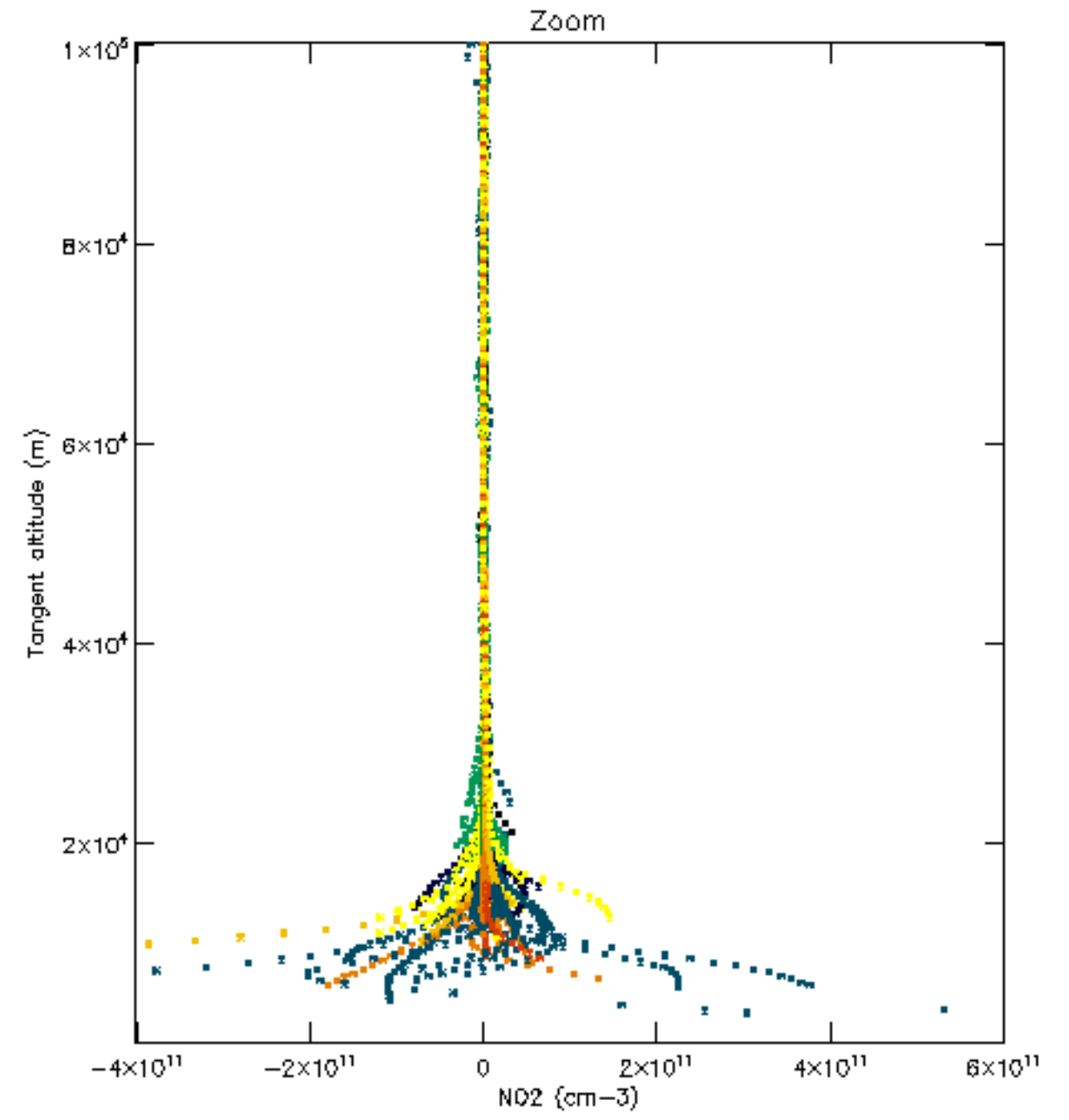
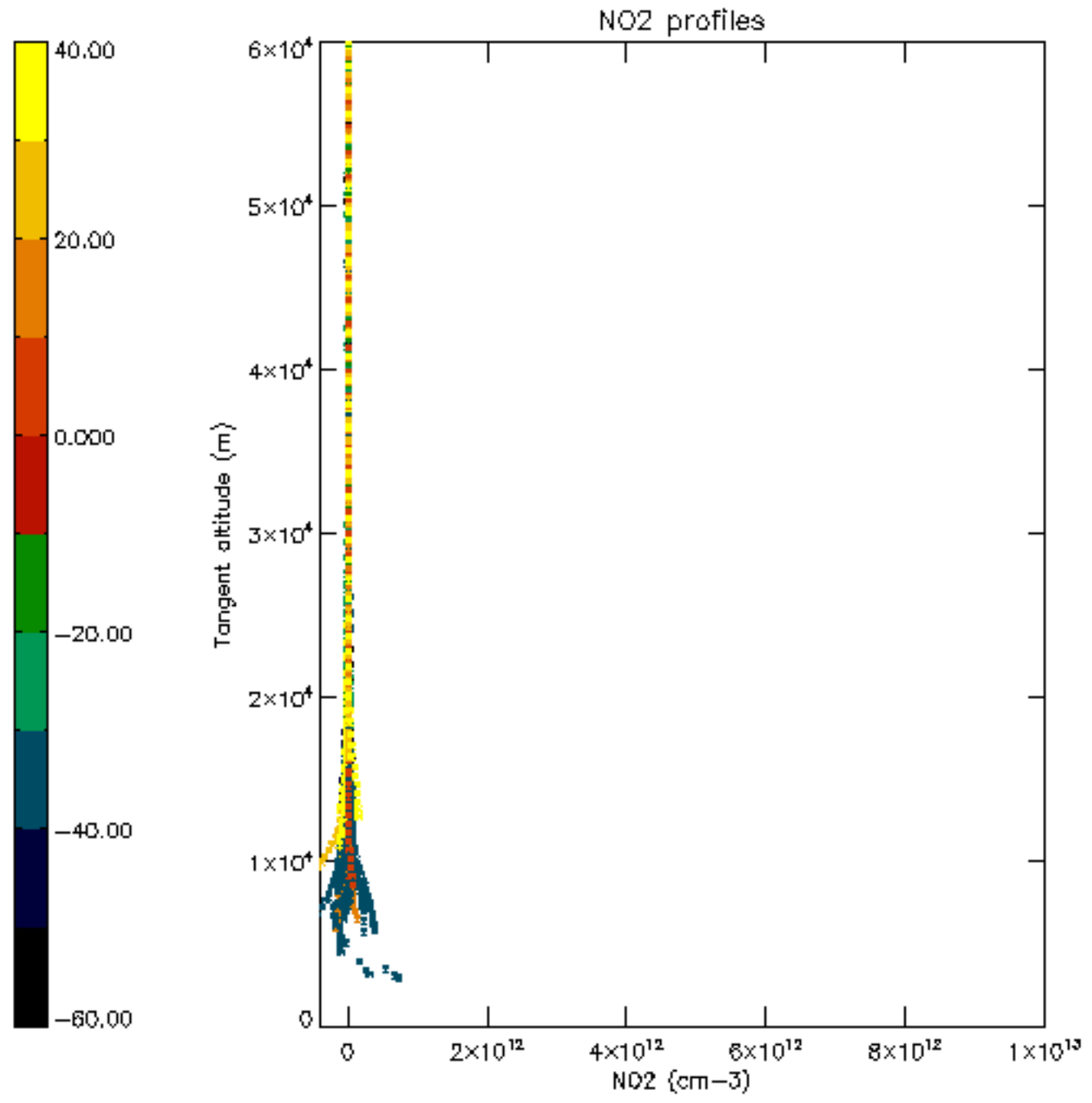


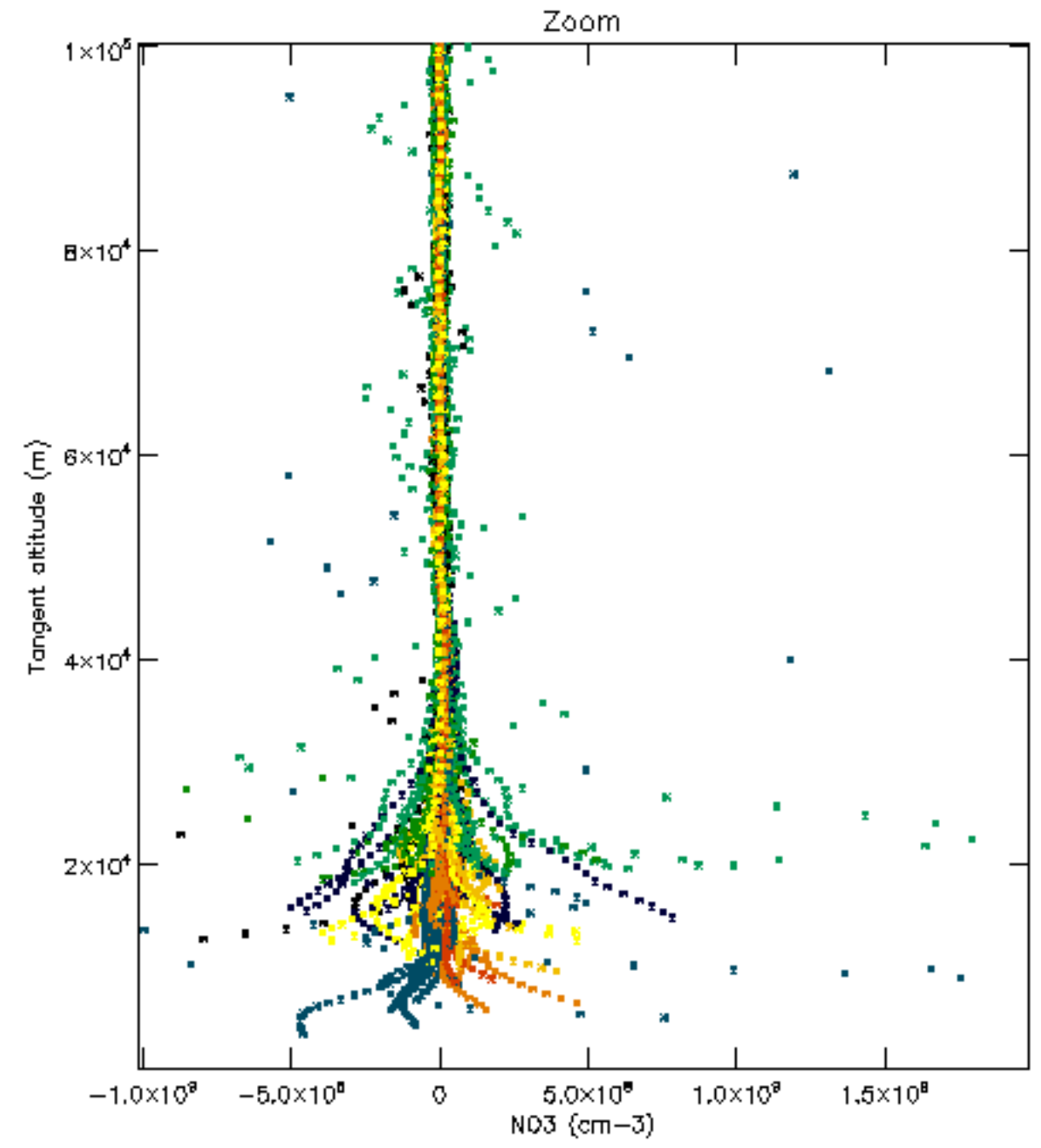
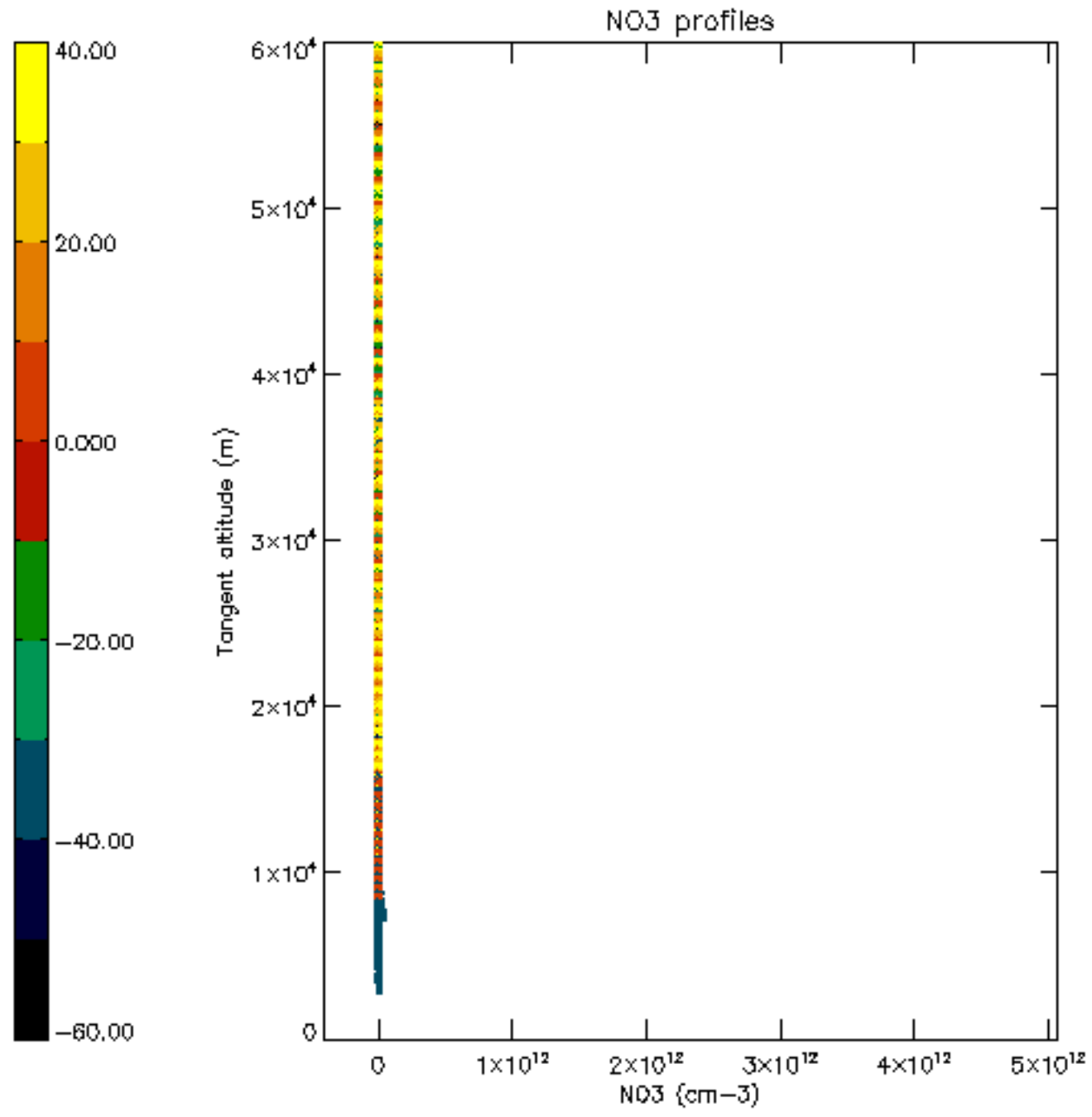




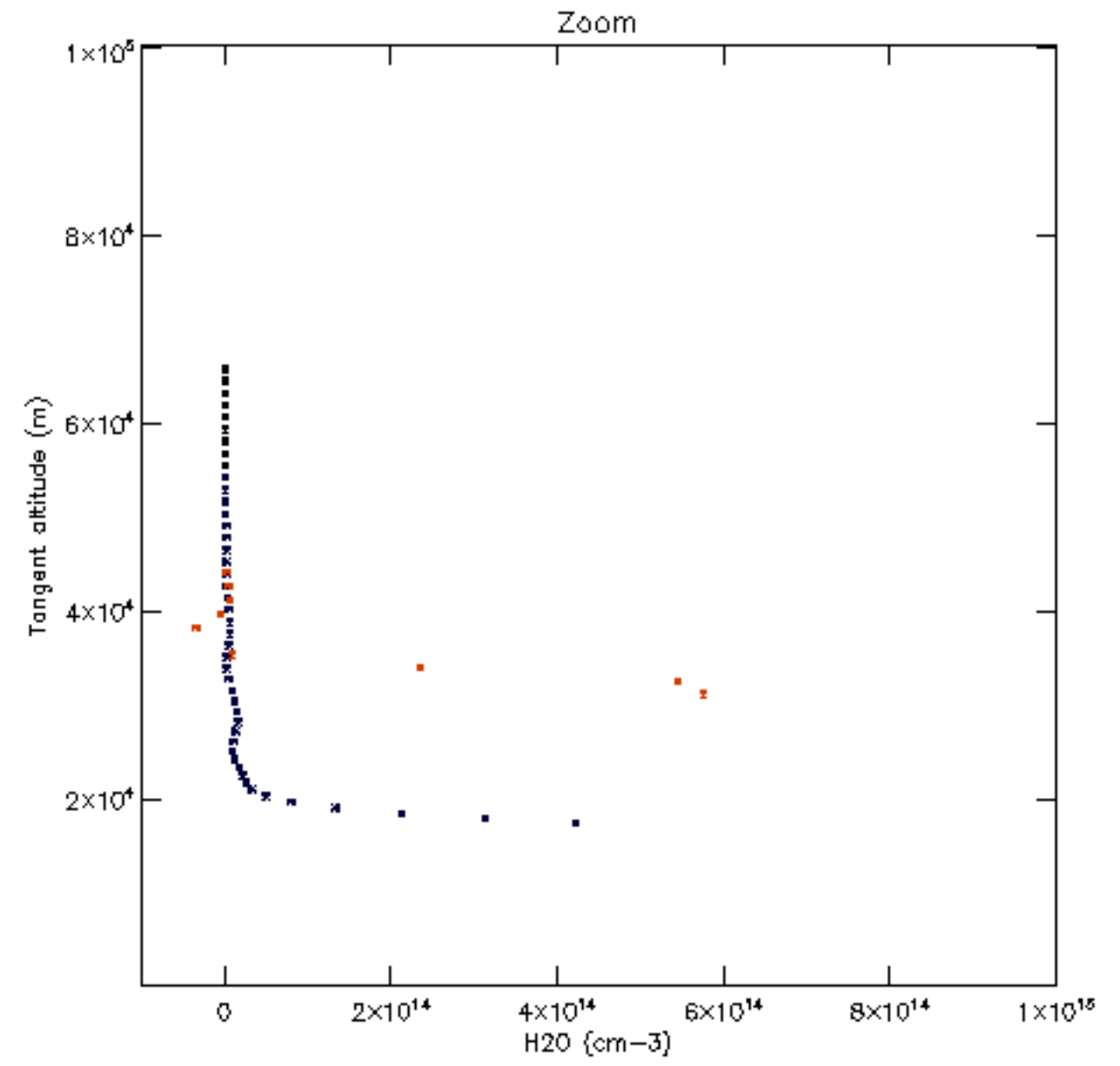
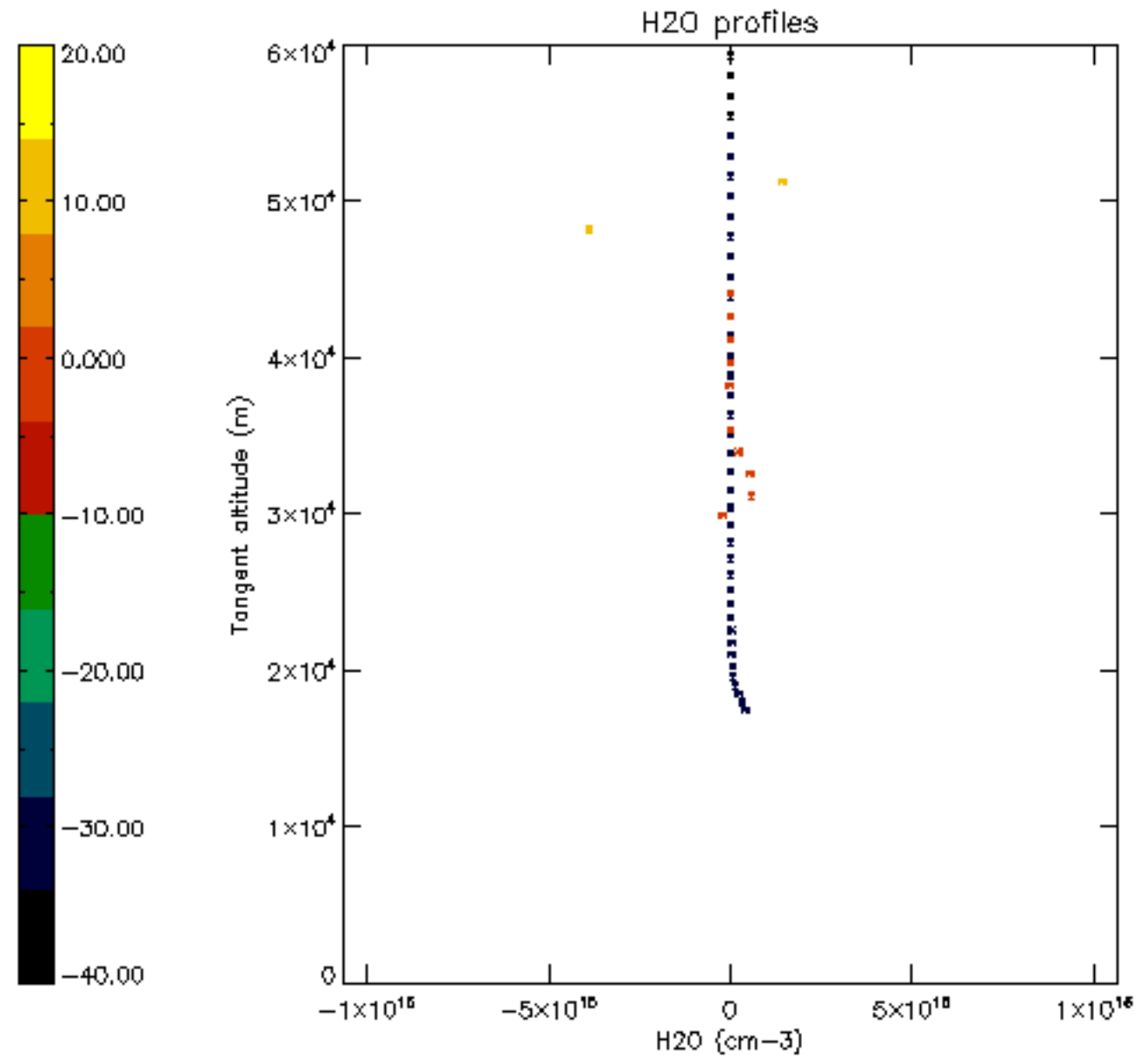


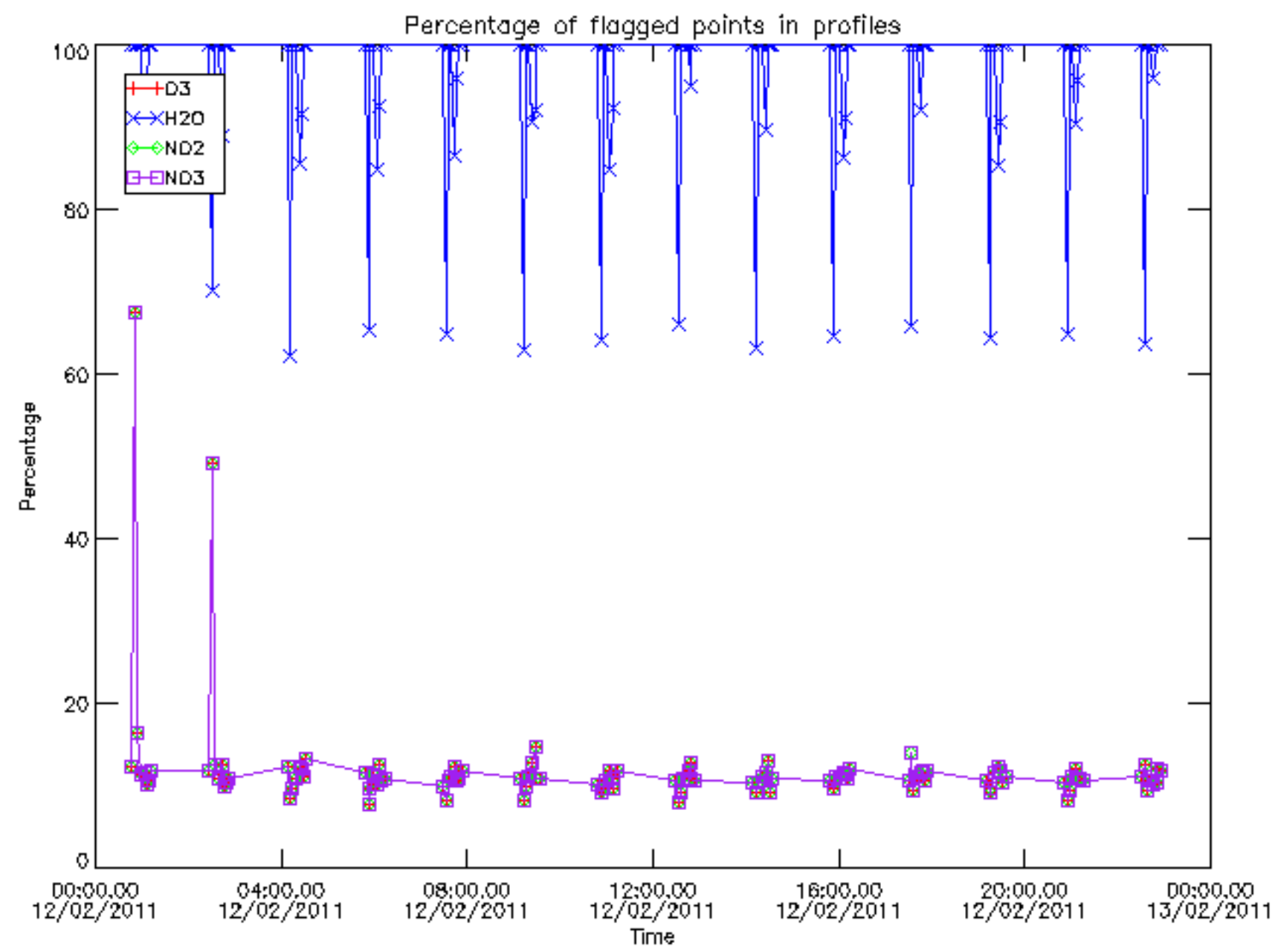




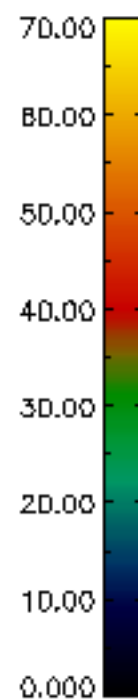
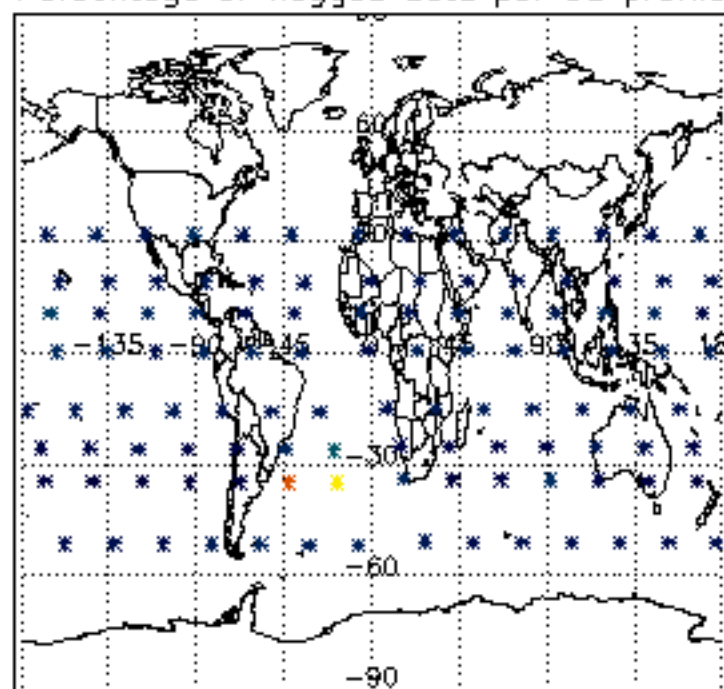




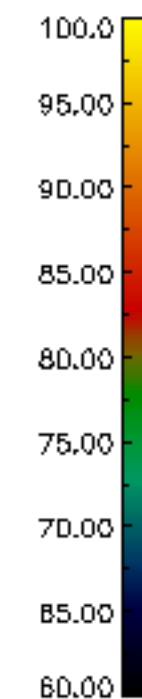
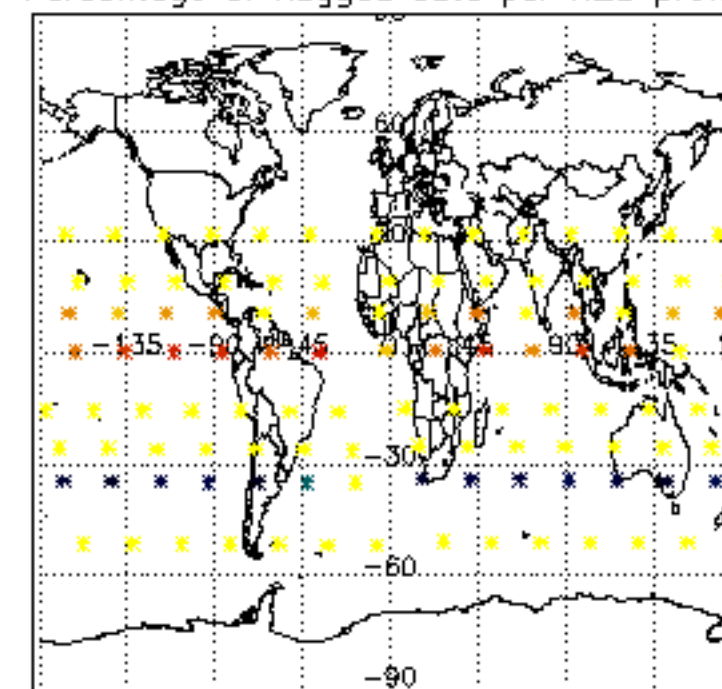




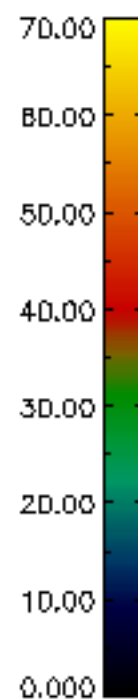
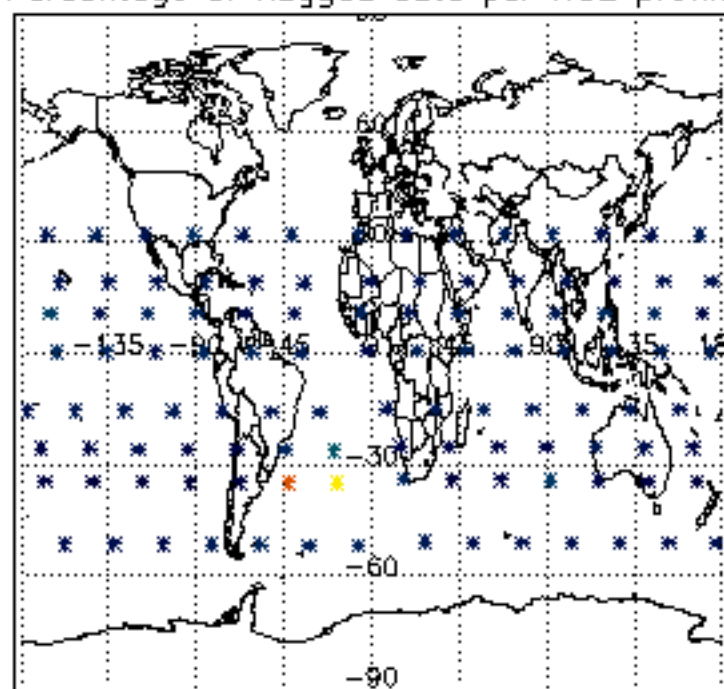
Percentage of flagged data per D3 profile



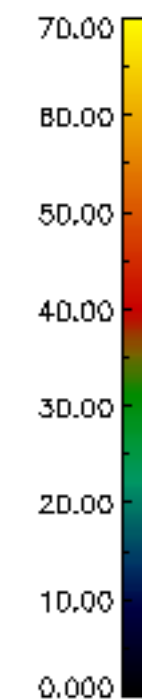
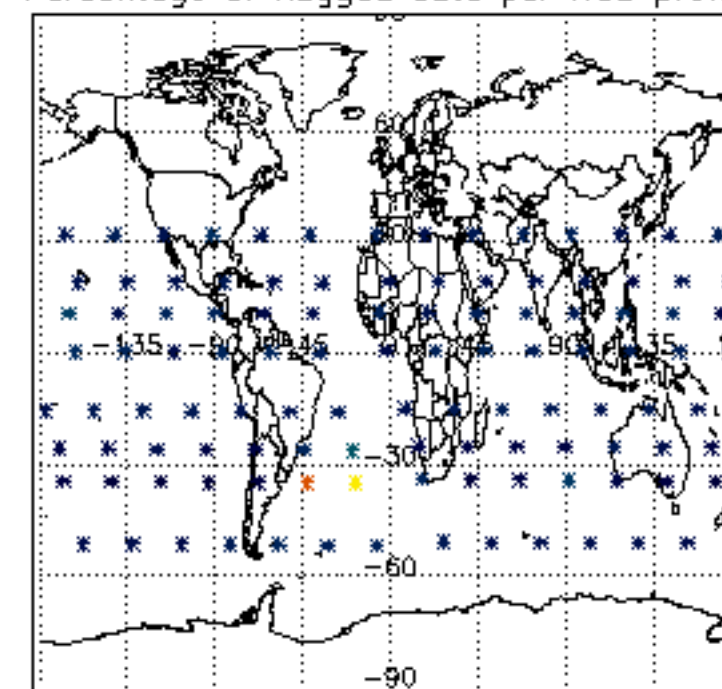
Percentage of flagged data per H2O profile

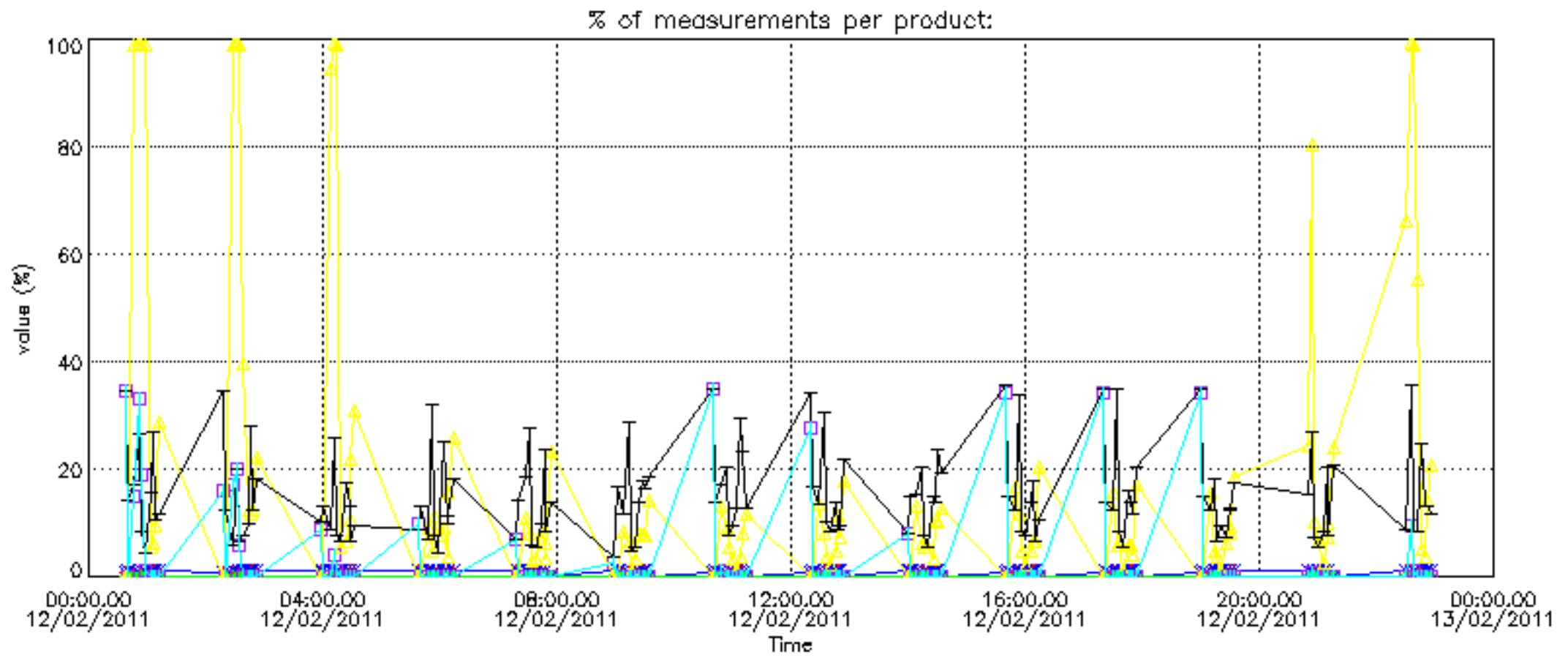


Percentage of flagged data per NO2 profile

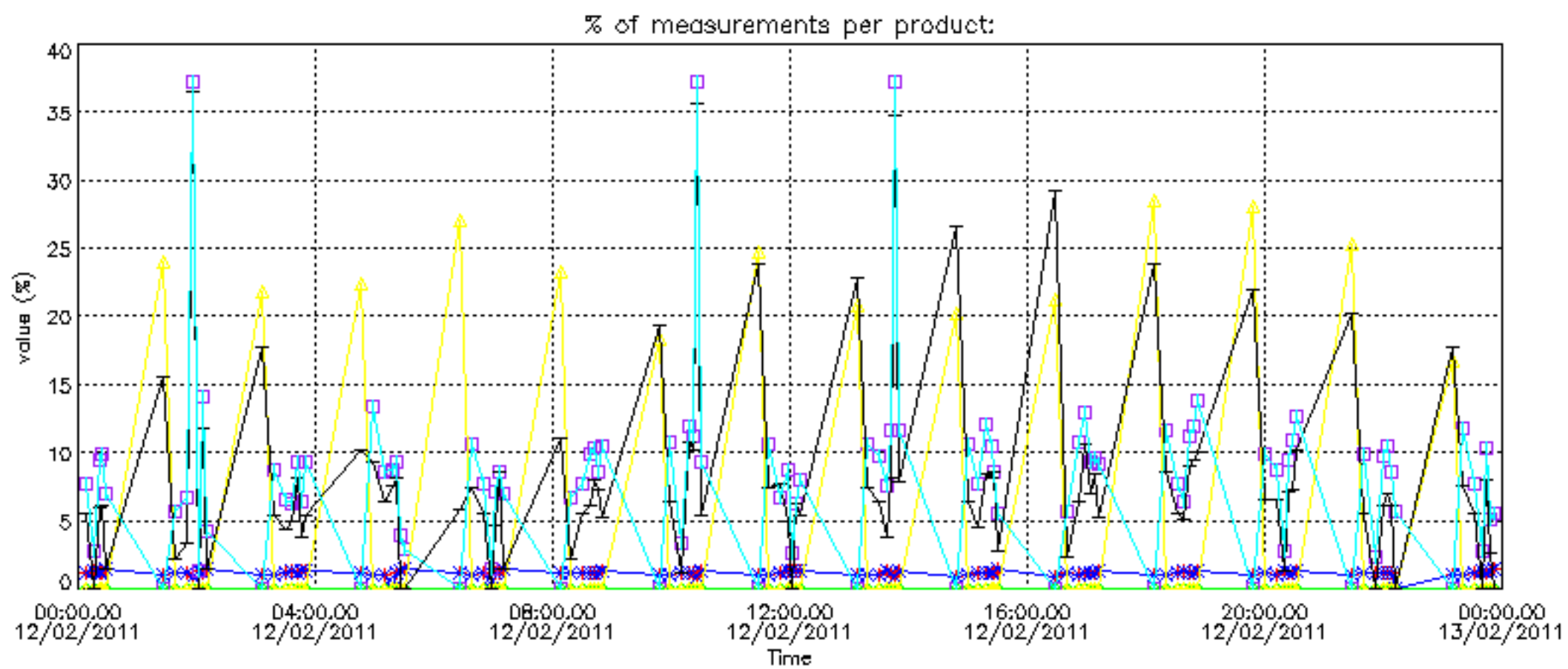


Percentage of flagged data per NO3 profile

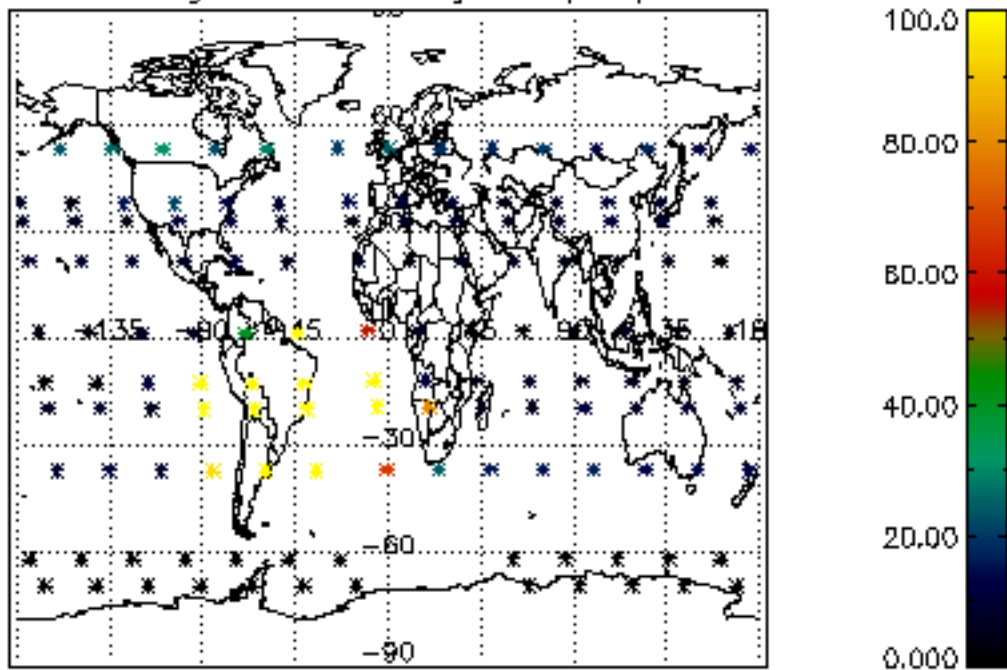




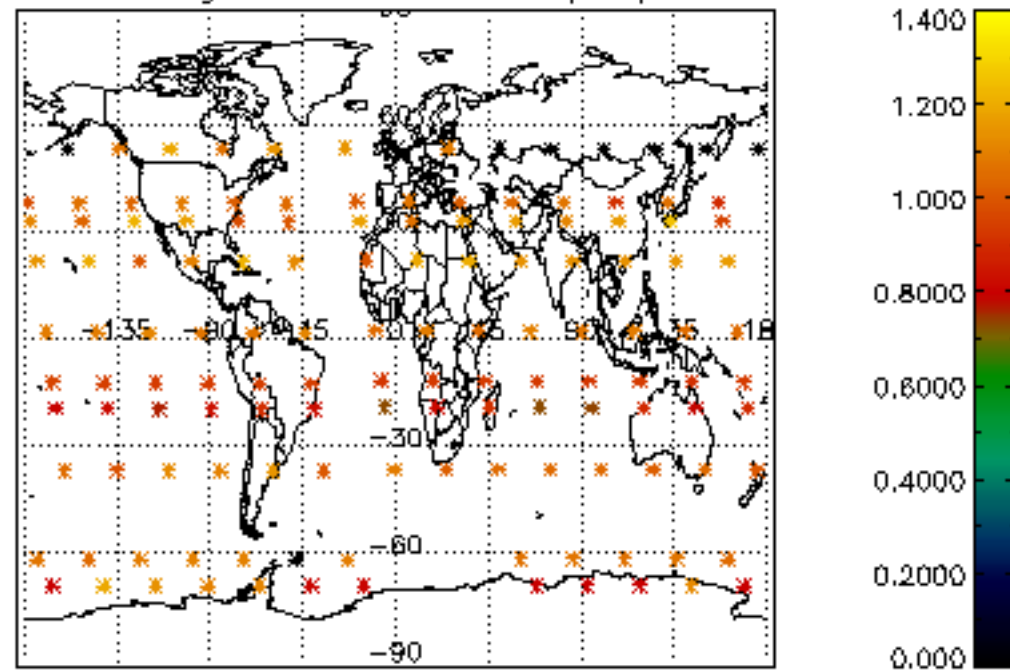




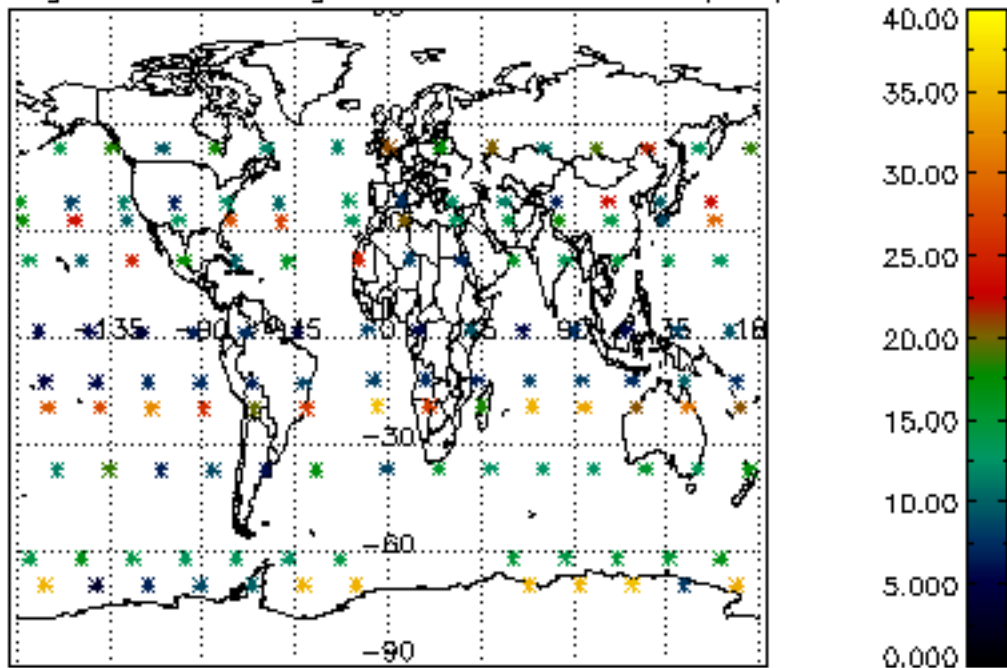
Percentage of cosmic ray hits per profile



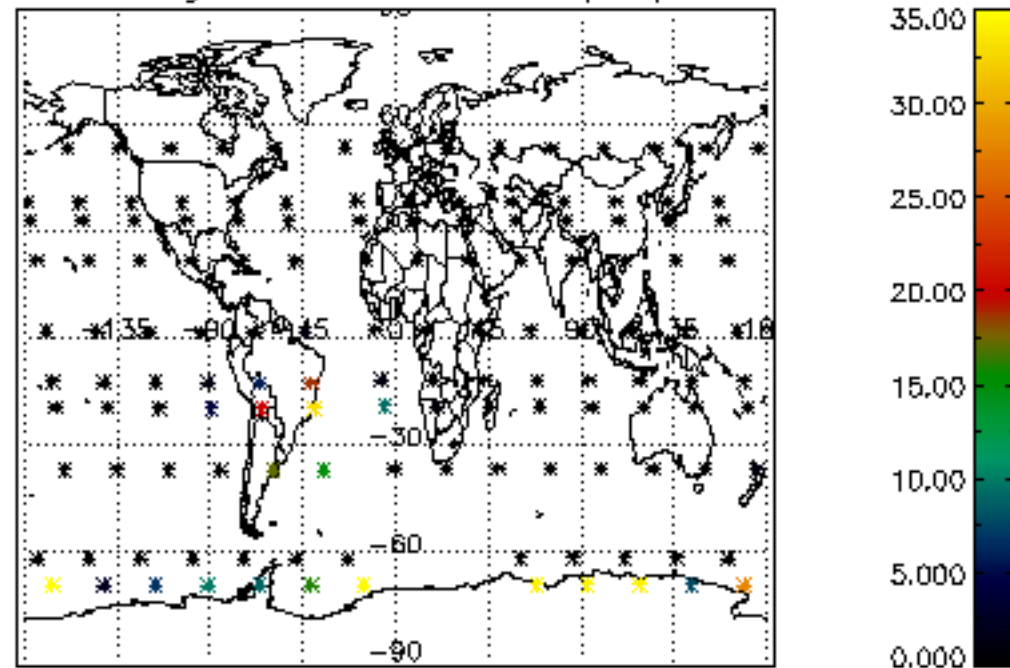
Percentage of datation errors per profile



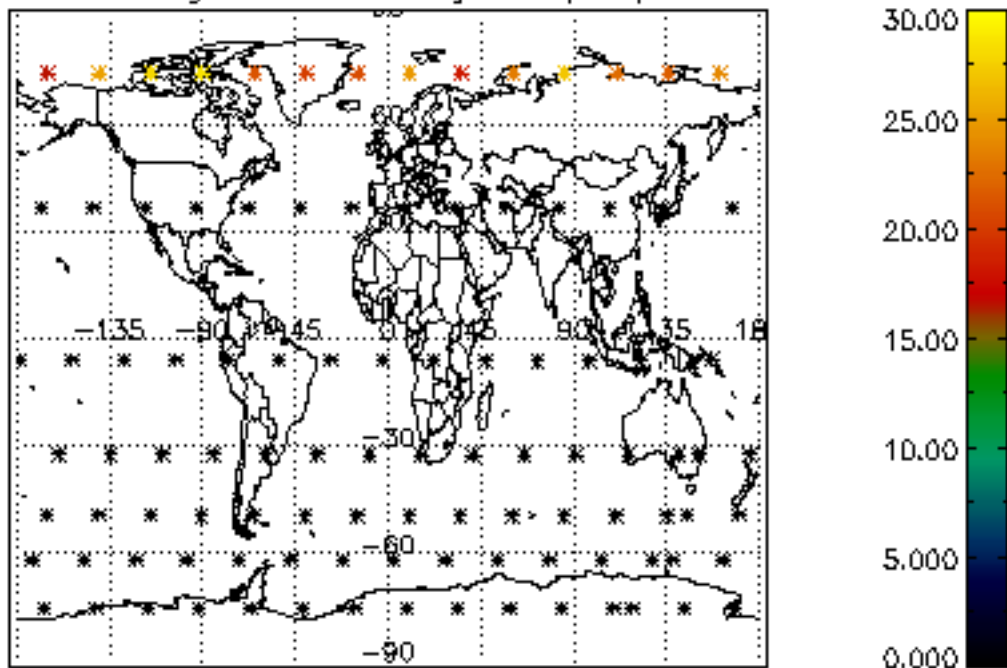
Percentage of star falling outside central band per profile



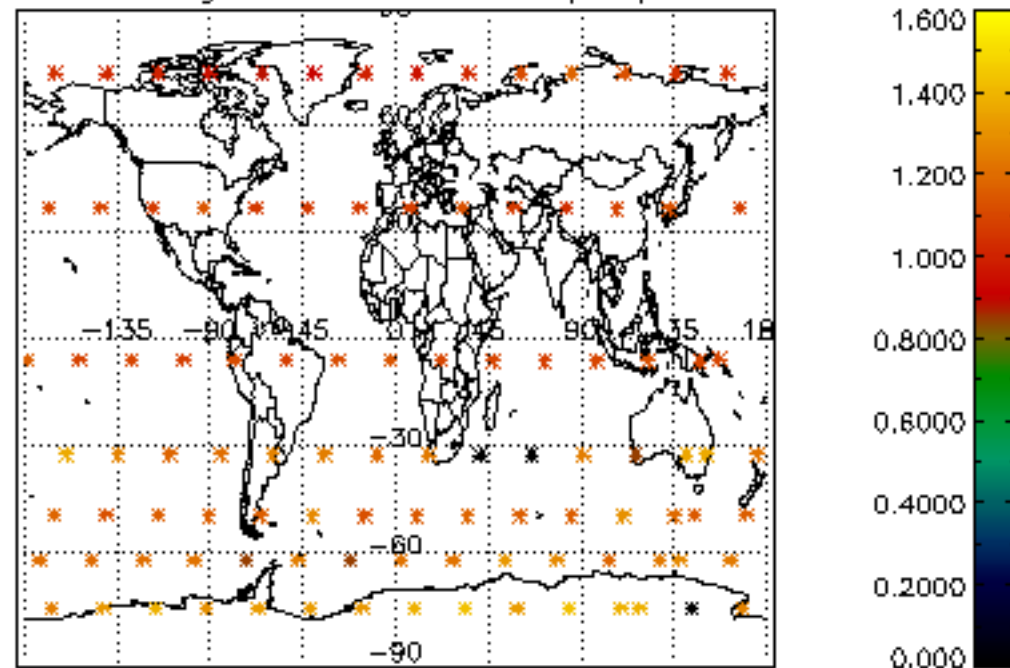
Percentage of saturation errors per profile



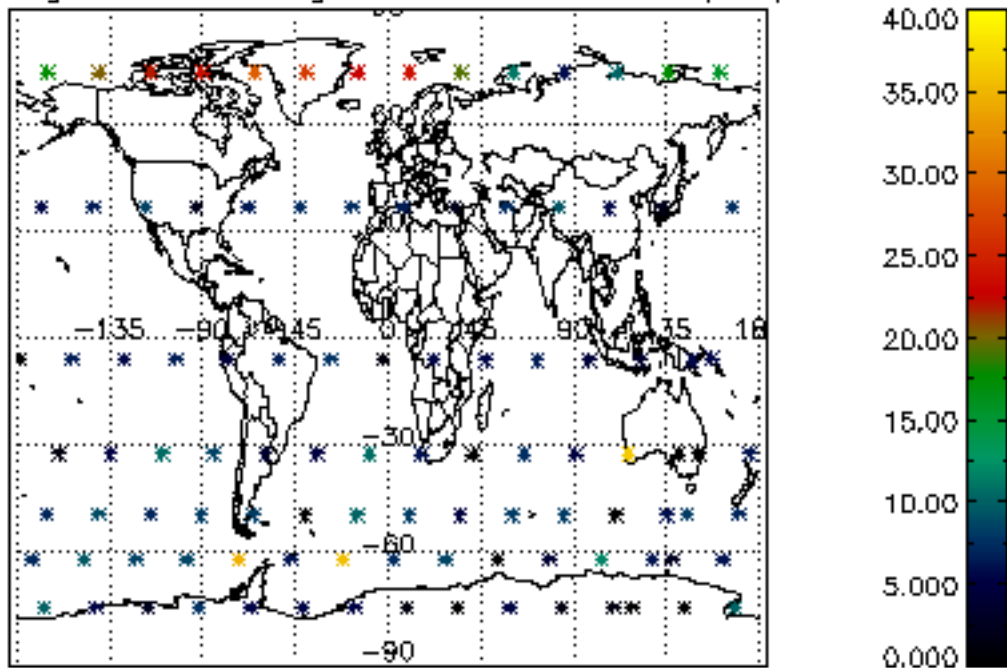
Percentage of cosmic ray hits per profile



Percentage of datation errors per profile



Percentage of star falling outside central band per profile



Percentage of saturation errors per profile

