

GOMOS Level 2 Daily Report

SUMMARY

[1. General Info](#)

[2. Summary of processed GOM_NL_2P products](#)

[3. Level 2 Quality information per product](#)

[3.1 Plot of level 2 quality information per product \(time dependant\)](#)

[3.2 Plot of level 2 quality information per product \(world map\)](#)

[4. Level 1 Quality information per product \(stored on level 2 products\)](#)

[4.1 Plot of level 1 quality information per product \(time dependant\)](#)

[4.1.1 Plot of level 1 quality information per product \(time dependant\): ASCENDING](#)

[4.1.2 Plot of level 1 quality information per product \(time dependant\): DESCENDING](#)

[4.2 Plot of level 1 quality information per product \(world map\)](#)

[4.2.1 Plot of level 1 quality information per product \(world map\): ASCENDING](#)

[4.2.2 Plot of level 1 quality information per product \(world map\): DESCENDING](#)

[5. Ozone profiles based on quality statistics and other trace gas profiles](#)

[5.1 Ozone statistics based on quality of products](#)

[5.2 Plot ozone profiles for all STD \(dark without errors\)](#)

[5.3 Plot ozone profiles where STD < 20% \(dark without errors\)](#)

[5.4. Plot ozone profiles where STD < 10% \(dark without errors\)](#)

[5.5. Plot ozone profiles where STD < 5% \(dark without errors\)](#)

[5.6 Plot NO2 profiles for all STD \(dark without errors\)](#)

[5.7 Plot NO3 profiles for all STD \(dark without errors\)](#)

[5.8 Plot H2O profiles \(only for occultations of stars 1,2,3,4,13,14,16,26,63 dark without errors\) for all STD](#)

[6. Auxiliary Data Files used for the production reported in section 2](#)

This report presents the daily analysis on parameters extracted from GOMOS level 2 data (GOM_NL__2P). It is intended to monitor some important parameters that will impact the quality of these products. A list of level 2 products (and content) that have arrived during the reporting day to the PCF is also given.

Item	Value
Time of report generation	24APR2013 10:07:40
Data source version	GOMOS/6.01
Start time of products	09-02-2011 (09FEB2011 00:00:00)
Stop time of products	10-02-2011 (10FEB2011 00:00:00)
Store outputs in DB	Yes
Nb of level 2 prods	198
Nb of prods with errors	1

2. Summary of processed GOM_NL__2P products.

Nr	Filename	UTC Start time	Limb	Duration	Star Id	Star Name	Star Mag	Star Temp	Nb Meas	Orbit	Prod. error
1	GOM_NL__2PRFIN20110209_005626_000000453099_00203_46769_8424.N1	09-FEB-2011 00:56:26	Dark	45.000	86	35Eta Oph	2.4300	10200.	90	46769	Yes
2	GOM_NL__2PRFIN20110209_010108_000000543099_00203_46769_8425.N1	09-FEB-2011 01:01:08	Dark	53.500	16	21Alp Sco	1.0200	3000.0	107	46769	No
3	GOM_NL__2PRFIN20110209_010703_000000473099_00203_46769_8426.N1	09-FEB-2011 01:07:03	Dark	47.000	131	Gam Lup	2.8000	26000.	94	46769	No
4	GOM_NL__2PRFIN20110209_011253_000000433099_00204_46770_8436.N1	09-FEB-2011 01:12:53	Dark	42.500	10	Bet Cen	0.61000	28000.	85	46770	No
5	GOM_NL__2PRFIN20110209_011607_000000453099_00204_46770_8437.N1	09-FEB-2011 01:16:07	Dark	45.000	12	Alp1Cru	0.77500	30000.	90	46770	No
6	GOM_NL__2PRFIN20110209_011834_000000443099_00204_46770_8438.N1	09-FEB-2011 01:18:34	Dark	43.500	99	Del Cen	2.5750	26000.	87	46770	No
7	GOM_NL__2PRFIN20110209_012153_000000443099_00204_46770_8439.N1	09-FEB-2011 01:21:53	Dark	43.500	113	Mu Vel	2.6920	5000.0	87	46770	No
8	GOM_NL__2PRFIN20110209_015941_000000473099_00204_46770_8440.N1	09-FEB-2011 01:59:41	Bright	46.500	82	48Bet UMa	2.3650	10600.	93	46770	No
9	GOM_NL__2PRFIN20110209_020644_000000393099_00204_46770_8441.N1	09-FEB-2011 02:06:44	Bright	39.000	60	7Bet UMi	2.0810	3950.0	78	46770	No
10	GOM_NL__2PRFIN20110209_021132_000000423099_00204_46770_8442.N1	09-FEB-2011 02:11:32	Bright	42.000	119	14Eta Dra	2.7270	4700.0	84	46770	No
11	GOM_NL__2PRFIN20110209_021502_000000403099_00204_46770_8443.N1	09-FEB-2011 02:15:02	Bright	39.500	130	23Bet Dra	2.7990	5800.0	79	46770	No
12	GOM_NL__2PRFIN20110209_021900_000000393099_00204_46770_8444.N1	09-FEB-2011 02:19:00	Bright	38.500	5	3Alp Lyr	0.033000	11000.	77	46770	No
13	GOM_NL__2PRFIN20110209_022202_000000603099_00204_46770_8445.N1	09-FEB-2011 02:22:02	Bright	59.500	133	40Zet Her	2.8070	6000.0	119	46770	No
14	GOM_NL__2PRFIN20110209_022735_000000603099_00204_46770_8446.N1	09-FEB-2011 02:27:35	Bright	60.000	59	55Alp Oph	2.0800	8900.0	120	46770	No
15	GOM_NL__2PRFIN20110209_022946_000000413099_00204_46770_8447.N1	09-FEB-2011 02:29:46	Bright	41.000	126	60Bet Oph	2.7700	4250.0	82	46770	No
16	GOM_NL__2PRFIN20110209_023641_000000493099_00204_46770_8448.N1	09-FEB-2011 02:36:41	Dark	48.500	86	35Eta Oph	2.4300	10200.	97	46770	No
17	GOM_NL__2PRFIN20110209_024123_000000523099_00204_46770_8449.N1	09-FEB-2011 02:41:23	Dark	52.000	16	21Alp Sco	1.0200	3000.0	104	46770	No
18	GOM_NL__2PRFIN20110209_024312_000000523099_00204_46770_8450.N1	09-FEB-2011 02:43:12	Dark	51.500	158	6Pi Sco	2.9060	28000.	103	46770	No
19	GOM_NL__2PRFIN20110209_024719_000000453099_00204_46770_8451.N1	09-FEB-2011 02:47:19	Dark	45.000	131	Gam Lup	2.8000	26000.	90	46770	No
20	GOM_NL__2PRFIN20110209_025308_000000433099_00205_46771_8453.N1	09-FEB-2011 02:53:08	Dark	43.000	10	Bet Cen	0.61000	28000.	86	46771	No
21	GOM_NL__2PRFIN20110209_025622_000000503099_00205_46771_8454.N1	09-FEB-2011 02:56:22	Dark	49.500	12	Alp1Cru	0.77500	30000.	99	46771	No
22	GOM_NL__2PRFIN20110209_025849_000000433099_00205_46771_8455.N1	09-FEB-2011 02:58:49	Dark	43.000	99	Del Cen	2.5750	26000.	86	46771	No
23	GOM_NL__2PRFIN20110209_030208_000000453099_00205_46771_8456.N1	09-FEB-2011 03:02:08	Dark	44.500	113	Mu Vel	2.6920	5000.0	89	46771	No
24	GOM_NL__2PRFIN20110209_031621_000000543099_00205_46771_8457.N1	09-FEB-2011 03:16:21	Straylight	54.000	48	30Alp Hya	1.9770	4100.0	108	46771	No
25	GOM_NL__2PRFIN20110209_033954_000000473099_00205_46771_8458.N1	09-FEB-2011 03:39:54	Bright	46.500	82	48Bet UMa	2.3650	10600.	93	46771	No
26	GOM_NL__2PRFIN20110209_034657_000000413099_00205_46771_8459.N1	09-FEB-2011 03:46:57	Bright	41.000	60	7Bet UMi	2.0810	3950.0	82	46771	No
27	GOM_NL__2PRFIN20110209_035145_000000433099_00205_46771_8460.N1	09-FEB-2011 03:51:45	Bright	43.000	119	14Eta Dra	2.7270	4700.0	86	46771	No
28	GOM_NL__2PRFIN20110209_035516_000000413099_00205_46771_8461.N1	09-FEB-2011 03:55:16	Bright	41.000	130	23Bet Dra	2.7990	5800.0	82	46771	No
29	GOM_NL__2PRFIN20110209_035914_000000353099_00205_46771_8462.N1	09-FEB-2011 03:59:14	Bright	35.000	5	3Alp Lyr	0.033000	11000.	70	46771	No
30	GOM_NL__2PRFIN20110209_040216_000000493099_00205_46771_8463.N1	09-FEB-2011 04:02:16	Bright	48.500	133	40Zet Her	2.8070	6000.0	97	46771	No
31	GOM_NL__2PRFIN20110209_040749_000000603099_00205_46771_8464.N1	09-FEB-2011 04:07:49	Bright	60.000	59	55Alp Oph	2.0800	8900.0	120	46771	No
32	GOM_NL__2PRFIN20110209_041001_000000393099_00205_46771_8465.N1	09-FEB-2011 04:10:01	Bright	38.500	126	60Bet Oph	2.7700	4250.0	77	46771	No
33	GOM_NL__2PRFIN20110209_041655_000000453099_00205_46771_8466.N1	09-FEB-2011 04:16:55	Dark	44.500	86	35Eta Oph	2.4300	10200.	89	46771	No
34	GOM_NL__2PRFIN20110209_042138_000000573099_00205_46771_8467.N1	09-FEB-2011 04:21:38	Dark	57.000	16	21Alp Sco	1.0200	3000.0	114	46771	No
35	GOM_NL__2PRFIN20110209_042328_000000503099_00205_46771_8468.N1	09-FEB-2011 04:23:28	Dark	50.000	158	6Pi Sco	2.9060	28000.	100	46771	No
36	GOM_NL__2PRFIN20110209_042734_000000453099_00205_46771_8469.N1	09-FEB-2011 04:27:34	Dark	45.000	131	Gam Lup	2.8000	26000.	90	46771	No
37	GOM_NL__2PRFIN20110209_043323_000000533099_00206_46772_8476.N1	09-FEB-2011 04:33:23	Dark	52.500	10	Bet Cen	0.61000	28000.	105	46772	No
38	GOM_NL__2PRFIN20110209_043636_000000523099_00206_46772_8477.N1	09-FEB-2011 04:36:36	Dark	52.000	12	Alp1Cru	0.77500	30000.	104	46772	No
39	GOM_NL__2PRFIN20110209_043904_000000463099_00206_46772_8478.N1	09-FEB-2011 04:39:04	Dark	46.000	99	Del Cen	2.5750	26000.	92	46772	No
40	GOM_NL__2PRFIN20110209_044222_000000433099_00206_46772_8479.N1	09-FEB-2011 04:42:22	Dark	42.500	113	Mu Vel	2.6920	5000.0	85	46772	No
41	GOM_NL__2PRFIN20110209_045635_000000553099_00206_46772_8480.N1	09-FEB-2011 04:56:35	Straylight	54.500	48	30Alp Hya	1.9770	4100.0	109	46772	No
42	GOM_NL__2PRFIN20110209_052008_000000473099_00206_46772_8481.N1	09-FEB-2011 05:20:08	Bright	47.000	82	48Bet UMa	2.3650	10600.	94	46772	No

43	GOM_NL__2PRFIN20110209_052711_000000393099_00206_46772_8482.N1	09-FEB-2011 05:27:11	Bright	39.000	60	7Bet UMi	2.0810	3950.0	78	46772	No
44	GOM_NL__2PRFIN20110209_053200_000000423099_00206_46772_8483.N1	09-FEB-2011 05:32:00	Bright	42.000	119	14Eta Dra	2.7270	4700.0	84	46772	No
45	GOM_NL__2PRFIN20110209_053530_000000403099_00206_46772_8484.N1	09-FEB-2011 05:35:30	Bright	40.000	130	23Bet Dra	2.7990	5800.0	80	46772	No
46	GOM_NL__2PRFIN20110209_053928_000000353099_00206_46772_8485.N1	09-FEB-2011 05:39:28	Bright	35.000	5	3Alp Lyr	0.033000	11000.	70	46772	No
47	GOM_NL__2PRFIN20110209_054231_000000703099_00206_46772_8486.N1	09-FEB-2011 05:42:31	Bright	70.000	133	40Zet Her	2.8070	6000.0	140	46772	No
48	GOM_NL__2PRFIN20110209_054803_000000603099_00206_46772_8487.N1	09-FEB-2011 05:48:03	Bright	60.000	59	55Alp Oph	2.0800	8900.0	120	46772	No
49	GOM_NL__2PRFIN20110209_055015_000000423099_00206_46772_8488.N1	09-FEB-2011 05:50:15	Bright	41.500	126	60Bet Oph	2.7700	4250.0	83	46772	No
50	GOM_NL__2PRFIN20110209_055710_000000443099_00206_46772_8489.N1	09-FEB-2011 05:57:10	Dark	44.000	86	35Eta Oph	2.4300	10200.	88	46772	No
51	GOM_NL__2PRFIN20110209_060153_000000663099_00206_46772_8490.N1	09-FEB-2011 06:01:53	Dark	66.000	16	21Alp Sco	1.0200	3000.0	132	46772	No
52	GOM_NL__2PRFIN20110209_060343_000000523099_00206_46772_8491.N1	09-FEB-2011 06:03:43	Dark	52.000	158	6Pi Sco	2.9060	28000.	104	46772	No
53	GOM_NL__2PRFIN20110209_060748_000000463099_00206_46772_8492.N1	09-FEB-2011 06:07:48	Dark	45.500	131	Gam Lup	2.8000	26000.	91	46772	No
54	GOM_NL__2PRFIN20110209_061337_000000433099_00207_46773_8488.N1	09-FEB-2011 06:13:37	Dark	42.500	10	Bet Cen	0.61000	28000.	85	46773	No
55	GOM_NL__2PRFIN20110209_061651_000000423099_00207_46773_8489.N1	09-FEB-2011 06:16:51	Dark	41.500	12	Alp1Cru	0.77500	30000.	83	46773	No
56	GOM_NL__2PRFIN20110209_061918_000000443099_00207_46773_8490.N1	09-FEB-2011 06:19:18	Dark	44.000	99	Del Cen	2.5750	26000.	88	46773	No
57	GOM_NL__2PRFIN20110209_062237_000000483099_00207_46773_8491.N1	09-FEB-2011 06:22:37	Dark	47.500	113	Mu Vel	2.6920	5000.0	95	46773	No
58	GOM_NL__2PRFIN20110209_063649_000000533099_00207_46773_8492.N1	09-FEB-2011 06:36:49	Straylight	52.500	48	30Alp Hya	1.9770	4100.0	105	46773	No
59	GOM_NL__2PRFIN20110209_070021_000000463099_00207_46773_8493.N1	09-FEB-2011 07:00:21	Bright	46.000	82	48Bet UMa	2.3650	10600.	92	46773	No
60	GOM_NL__2PRFIN20110209_070725_000000363099_00207_46773_8494.N1	09-FEB-2011 07:07:25	Bright	36.000	60	7Bet UMi	2.0810	3950.0	72	46773	No
61	GOM_NL__2PRFIN20110209_071213_000000403099_00207_46773_8495.N1	09-FEB-2011 07:12:13	Bright	39.500	119	14Eta Dra	2.7270	4700.0	79	46773	No
62	GOM_NL__2PRFIN20110209_071544_000000413099_00207_46773_8496.N1	09-FEB-2011 07:15:44	Bright	40.500	130	23Bet Dra	2.7990	5800.0	81	46773	No
63	GOM_NL__2PRFIN20110209_071942_000000373099_00207_46773_8497.N1	09-FEB-2011 07:19:42	Bright	37.000	5	3Alp Lyr	0.033000	11000.	74	46773	No
64	GOM_NL__2PRFIN20110209_072245_000000503099_00207_46773_8498.N1	09-FEB-2011 07:22:45	Bright	50.000	133	40Zet Her	2.8070	6000.0	100	46773	No
65	GOM_NL__2PRFIN20110209_072818_000000603099_00207_46773_8499.N1	09-FEB-2011 07:28:18	Bright	60.000	59	55Alp Oph	2.0800	8900.0	120	46773	No
66	GOM_NL__2PRFIN20110209_073030_000000433099_00207_46773_8500.N1	09-FEB-2011 07:30:30	Bright	42.500	126	60Bet Oph	2.7700	4250.0	85	46773	No
67	GOM_NL__2PRFIN20110209_073725_000000503099_00207_46773_8501.N1	09-FEB-2011 07:37:25	Dark	50.000	86	35Eta Oph	2.4300	10200.	100	46773	No
68	GOM_NL__2PRFIN20110209_074208_000000623099_00207_46773_8502.N1	09-FEB-2011 07:42:08	Dark	62.000	16	21Alp Sco	1.0200	3000.0	124	46773	No
69	GOM_NL__2PRFIN20110209_074358_000000523099_00207_46773_8503.N1	09-FEB-2011 07:43:58	Dark	51.500	158	6Pi Sco	2.9060	28000.	103	46773	No
70	GOM_NL__2PRFIN20110209_074803_000000473099_00207_46773_8504.N1	09-FEB-2011 07:48:03	Dark	46.500	131	Gam Lup	2.8000	26000.	93	46773	No
71	GOM_NL__2PRFIN20110209_075352_000000423099_00208_46774_8591.N1	09-FEB-2011 07:53:52	Dark	42.000	10	Bet Cen	0.61000	28000.	84	46774	No
72	GOM_NL__2PRFIN20110209_075705_000000423099_00208_46774_8592.N1	09-FEB-2011 07:57:05	Dark	41.500	12	Alp1Cru	0.77500	30000.	83	46774	No
73	GOM_NL__2PRFIN20110209_075933_000000453099_00208_46774_8593.N1	09-FEB-2011 07:59:33	Dark	45.000	99	Del Cen	2.5750	26000.	90	46774	No
74	GOM_NL__2PRFIN20110209_080251_000000463099_00208_46774_8594.N1	09-FEB-2011 08:02:51	Dark	46.000	113	Mu Vel	2.6920	5000.0	92	46774	No
75	GOM_NL__2PRFIN20110209_081703_000000523099_00208_46774_8595.N1	09-FEB-2011 08:17:03	Straylight	52.000	48	30Alp Hya	1.9770	4100.0	104	46774	No
76	GOM_NL__2PRFIN20110209_084034_000000483099_00208_46774_8596.N1	09-FEB-2011 08:40:34	Bright	47.500	82	48Bet UMa	2.3650	10600.	95	46774	No
77	GOM_NL__2PRFIN20110209_084739_000000413099_00208_46774_8597.N1	09-FEB-2011 08:47:39	Bright	40.500	60	7Bet UMi	2.0810	3950.0	81	46774	No
78	GOM_NL__2PRFIN20110209_085227_000000433099_00208_46774_8598.N1	09-FEB-2011 08:52:27	Bright	42.500	119	14Eta Dra	2.7270	4700.0	85	46774	No
79	GOM_NL__2PRFIN20110209_085558_000000403099_00208_46774_8599.N1	09-FEB-2011 08:55:58	Bright	40.000	130	23Bet Dra	2.7990	5800.0	80	46774	No
80	GOM_NL__2PRFIN20110209_085956_000000363099_00208_46774_8600.N1	09-FEB-2011 08:59:56	Bright	35.500	5	3Alp Lyr	0.033000	11000.	71	46774	No
81	GOM_NL__2PRFIN20110209_090259_000000503099_00208_46774_8601.N1	09-FEB-2011 09:02:59	Bright	49.500	133	40Zet Her	2.8070	6000.0	99	46774	No
82	GOM_NL__2PRFIN20110209_090832_000000603099_00208_46774_8602.N1	09-FEB-2011 09:08:32	Bright	60.000	59	55Alp Oph	2.0800	8900.0	120	46774	No
83	GOM_NL__2PRFIN20110209_091044_000000583099_00208_46774_8603.N1	09-FEB-2011 09:10:44	Bright	58.000	126	60Bet Oph	2.7700	4250.0	116	46774	No
84	GOM_NL__2PRFIN20110209_091739_000000493099_00208_46774_8604.N1	09-FEB-2011 09:17:39	Dark	48.500	86	35Eta Oph	2.4300	10200.	97	46774	No
85	GOM_NL__2PRFIN20110209_092223_000000663099_00208_46774_8605.N1	09-FEB-2011 09:22:23	Dark	66.000	16	21Alp Sco	1.0200	3000.0	132	46774	No
86	GOM_NL__2PRFIN20110209_092413_000000523099_00208_46774_8606.N1	09-FEB-2011 09:24:13	Dark	52.000	158	6Pi Sco	2.9060	28000.	104	46774	No
87	GOM_NL__2PRFIN20110209_092818_000000453099_00208_46774_8607.N1	09-FEB-2011 09:28:18	Dark	45.000	131	Gam Lup	2.8000	26000.	90	46774	No
88	GOM_NL__2PRFIN20110209_093407_000000413099_00209_46775_8614.N1	09-FEB-2011 09:34:07	Dark	40.500	10	Bet Cen	0.61000	28000.	81	46775	No
89	GOM_NL__2PRFIN20110209_093720_000000413099_00209_46775_8615.N1	09-FEB-2011 09:37:20	Dark	41.000	12	Alp1Cru	0.77500	30000.	82	46775	No
90	GOM_NL__2PRFIN20110209_093948_000000463099_00209_46775_8616.N1	09-FEB-2011 09:39:48	Dark	45.500	99	Del Cen	2.5750	26000.	91	46775	No
91	GOM_NL__2PRFIN20110209_094306_000000433099_00209_46775_8617.N1	09-FEB-2011 09:43:06	Dark	43.000	113	Mu Vel	2.6920	5000.0	86	46775	No
92	GOM_NL__2PRFIN20110209_095717_000000523099_00209_46775_8618.N1	09-FEB-2011 09:57:17	Straylight	52.000	48	30Alp Hya	1.9770	4100.0	104	46775	No
93	GOM_NL__2PRFIN20110209_102048_000000443099_00209_46775_8619.N1	09-FEB-2011 10:20:48	Bright	43.500	82	48Bet UMa	2.3650	10600.	87	46775	No
94	GOM_NL__2PRFIN20110209_102752_000000423099_00209_46775_8620.N1	09-FEB-2011 10:27:52	Bright	42.000	60	7Bet UMi	2.0810	3950.0	84	46775	No
95	GOM_NL__2PRFIN20110209_103241_000000433099_00209_46775_8621.N1	09-FEB-2011 10:32:41	Bright	42.500	119	14Eta Dra	2.7270	4700.0	85	46775	No
96	GOM_NL__2PRFIN20110209_103612_000000413099_00209_46775_8622.N1	09-FEB-2011 10:36:12	Bright	40.500	130	23Bet Dra	2.7990	5800.0	81	46775	No
97	GOM_NL__2PRFIN20110209_104010_000000353099_00209_46775_8623.N1	09-FEB-2011 10:40:10	Bright	35.000	5	3Alp Lyr	0.033000	11000.	70	46775	No
98	GOM_NL__2PRFIN20110209_104313_000000473099_00209_46775_8624.N1	09-FEB-2011 10:43:13	Bright	46.500	133	40Zet Her	2.8070	6000.0	93	46775	No
99	GOM_NL__2PRFIN20110209_104847_000000603099_00209_46775_8625.N1	09-FEB-2011 10:48:47	Bright	60.000	59	55Alp Oph	2.0800	8900.0	120	46775	No
100	GOM_NL__2PRFIN20110209_105058_000000443099_00209_46775_8626.N1	09-FEB-2011 10:50:58	Bright	44.000	126	60Bet Oph	2.7700	4250.0	88	46775	No
101	GOM_NL__2PRFIN20110209_105754_000000453099_00209_46775_8627.N1	09-FEB-2011 10:57:54	Dark	45.000	86	35Eta Oph	2.4300	10200.	90	46775	No

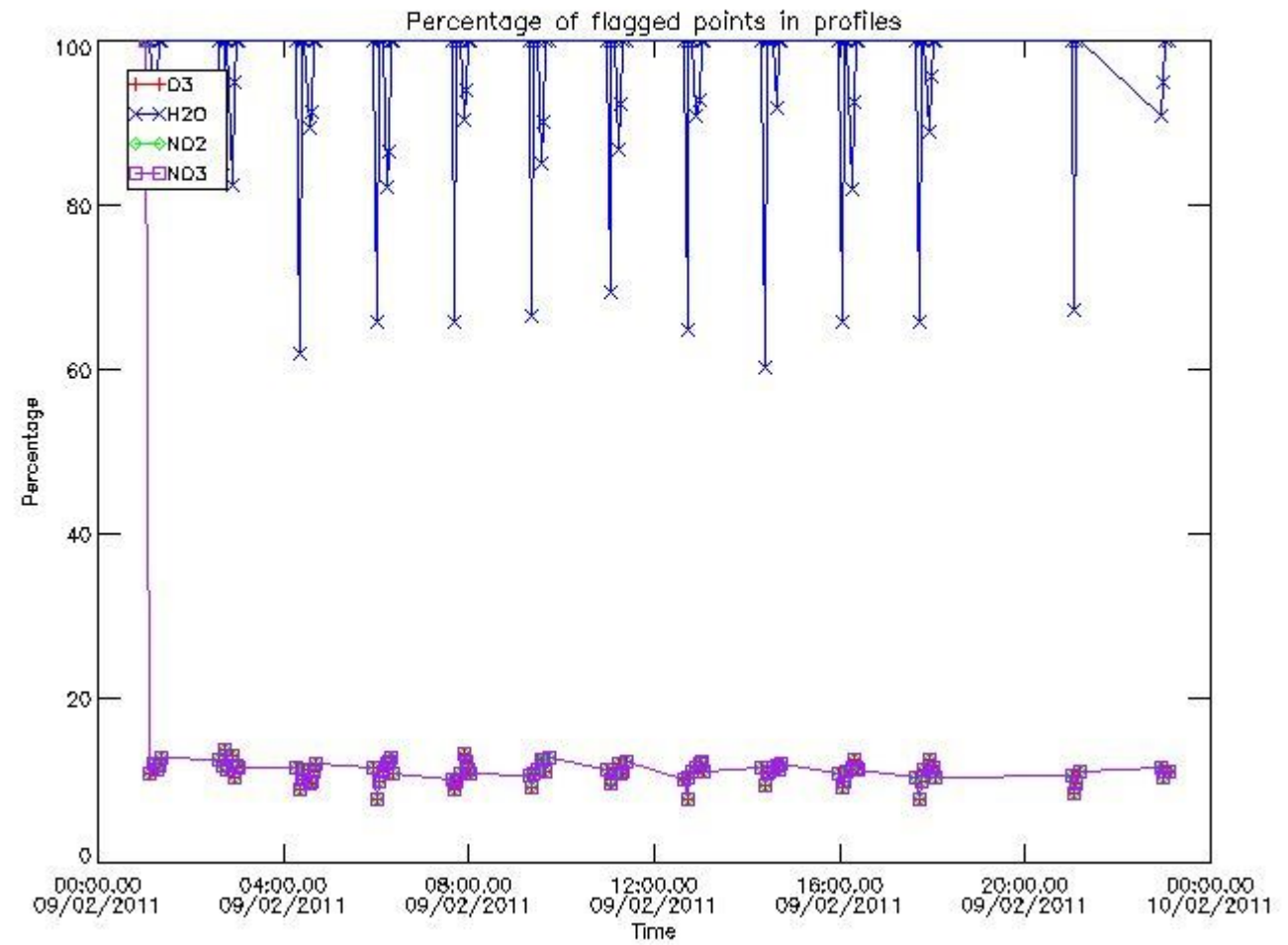
102	GOM_NL__2PRFIN20110209_110238_000000663099_00209_46775_8628.N1	09-FEB-2011 11:02:38	Dark	66.000	16	21Alp Sco	1.0200	3000.0	132	46775	No
103	GOM_NL__2PRFIN20110209_110428_000000533099_00209_46775_8629.N1	09-FEB-2011 11:04:28	Dark	53.000	158	6Pi Sco	2.9060	28000.	106	46775	No
104	GOM_NL__2PRFIN20110209_110833_000000483099_00209_46775_8630.N1	09-FEB-2011 11:08:33	Dark	47.500	131	Gam Lup	2.8000	26000.	95	46775	No
105	GOM_NL__2PRFIN20110209_111421_000000423099_00210_46776_8634.N1	09-FEB-2011 11:14:21	Dark	42.000	10	Bet Cen	0.61000	28000.	84	46776	No
106	GOM_NL__2PRFIN20110209_111734_000000473099_00210_46776_8635.N1	09-FEB-2011 11:17:34	Dark	46.500	12	Alp1Cru	0.77500	30000.	93	46776	No
107	GOM_NL__2PRFIN20110209_112003_000000463099_00210_46776_8636.N1	09-FEB-2011 11:20:03	Dark	45.500	99	Del Cen	2.5750	26000.	91	46776	No
108	GOM_NL__2PRFIN20110209_112320_000000413099_00210_46776_8637.N1	09-FEB-2011 11:23:20	Dark	41.000	113	Mu Vel	2.6920	5000.0	82	46776	No
109	GOM_NL__2PRFIN20110209_113731_000000553099_00210_46776_8638.N1	09-FEB-2011 11:37:31	Straylight	55.000	48	30Alp Hya	1.9770	4100.0	110	46776	No
110	GOM_NL__2PRFIN20110209_120101_000000473099_00210_46776_8639.N1	09-FEB-2011 12:01:01	Bright	46.500	82	48Bet UMa	2.3650	10600.	93	46776	No
111	GOM_NL__2PRFIN20110209_120806_000000373099_00210_46776_8640.N1	09-FEB-2011 12:08:06	Bright	37.000	60	7Bet UMi	2.0810	3950.0	74	46776	No
112	GOM_NL__2PRFIN20110209_121255_000000403099_00210_46776_8641.N1	09-FEB-2011 12:12:55	Bright	40.000	119	14Eta Dra	2.7270	4700.0	80	46776	No
113	GOM_NL__2PRFIN20110209_121626_000000393099_00210_46776_8642.N1	09-FEB-2011 12:16:26	Bright	38.500	130	23Bet Dra	2.7990	5800.0	77	46776	No
114	GOM_NL__2PRFIN20110209_122024_000000493099_00210_46776_8643.N1	09-FEB-2011 12:20:24	Bright	48.500	5	3Alp Lyr	0.033000	11000.	97	46776	No
115	GOM_NL__2PRFIN20110209_122327_000000503099_00210_46776_8644.N1	09-FEB-2011 12:23:27	Bright	49.500	133	40Zet Her	2.8070	6000.0	99	46776	No
116	GOM_NL__2PRFIN20110209_122901_000000603099_00210_46776_8645.N1	09-FEB-2011 12:29:01	Bright	60.000	59	55Alp Oph	2.0800	8900.0	120	46776	No
117	GOM_NL__2PRFIN20110209_123113_000000433099_00210_46776_8646.N1	09-FEB-2011 12:31:13	Bright	42.500	126	60Bet Oph	2.7700	4250.0	85	46776	No
118	GOM_NL__2PRFIN20110209_123809_000000503099_00210_46776_8647.N1	09-FEB-2011 12:38:09	Dark	50.000	86	35Eta Oph	2.4300	10200.	100	46776	No
119	GOM_NL__2PRFIN20110209_124252_000000663099_00210_46776_8648.N1	09-FEB-2011 12:42:52	Dark	66.000	16	21Alp Sco	1.0200	3000.0	132	46776	No
120	GOM_NL__2PRFIN20110209_124443_000000503099_00210_46776_8649.N1	09-FEB-2011 12:44:43	Dark	49.500	158	6Pi Sco	2.9060	28000.	99	46776	No
121	GOM_NL__2PRFIN20110209_124848_000000463099_00210_46776_8650.N1	09-FEB-2011 12:48:48	Dark	45.500	131	Gam Lup	2.8000	26000.	91	46776	No
122	GOM_NL__2PRFIN20110209_125436_000000443099_00211_46777_8665.N1	09-FEB-2011 12:54:36	Dark	44.000	10	Bet Cen	0.61000	28000.	88	46777	No
123	GOM_NL__2PRFIN20110209_125749_000000423099_00211_46777_8666.N1	09-FEB-2011 12:57:49	Dark	42.000	12	Alp1Cru	0.77500	30000.	84	46777	No
124	GOM_NL__2PRFIN20110209_130017_000000463099_00211_46777_8667.N1	09-FEB-2011 13:00:17	Dark	45.500	99	Del Cen	2.5750	26000.	91	46777	No
125	GOM_NL__2PRFIN20110209_130334_000000463099_00211_46777_8668.N1	09-FEB-2011 13:03:34	Dark	45.500	113	Mu Vel	2.6920	5000.0	91	46777	No
126	GOM_NL__2PRFIN20110209_131745_000000583099_00211_46777_8669.N1	09-FEB-2011 13:17:45	Straylight	58.000	48	30Alp Hya	1.9770	4100.0	116	46777	No
127	GOM_NL__2PRFIN20110209_134114_000000473099_00211_46777_8670.N1	09-FEB-2011 13:41:14	Bright	47.000	82	48Bet UMa	2.3650	10600.	94	46777	No
128	GOM_NL__2PRFIN20110209_134820_000000393099_00211_46777_8671.N1	09-FEB-2011 13:48:20	Bright	39.000	60	7Bet UMi	2.0810	3950.0	78	46777	No
129	GOM_NL__2PRFIN20110209_135308_000000433099_00211_46777_8672.N1	09-FEB-2011 13:53:08	Bright	42.500	119	14Eta Dra	2.7270	4700.0	85	46777	No
130	GOM_NL__2PRFIN20110209_135640_000000403099_00211_46777_8673.N1	09-FEB-2011 13:56:40	Bright	39.500	130	23Bet Dra	2.7990	5800.0	79	46777	No
131	GOM_NL__2PRFIN20110209_140038_000000373099_00211_46777_8674.N1	09-FEB-2011 14:00:38	Bright	37.000	5	3Alp Lyr	0.033000	11000.	74	46777	No
132	GOM_NL__2PRFIN20110209_140341_000000503099_00211_46777_8675.N1	09-FEB-2011 14:03:41	Bright	49.500	133	40Zet Her	2.8070	6000.0	99	46777	No
133	GOM_NL__2PRFIN20110209_140915_000000413099_00211_46777_8676.N1	09-FEB-2011 14:09:15	Bright	41.000	59	55Alp Oph	2.0800	8900.0	82	46777	No
134	GOM_NL__2PRFIN20110209_141127_000000433099_00211_46777_8677.N1	09-FEB-2011 14:11:27	Bright	42.500	126	60Bet Oph	2.7700	4250.0	85	46777	No
135	GOM_NL__2PRFIN20110209_141823_000000443099_00211_46777_8678.N1	09-FEB-2011 14:18:23	Dark	44.000	86	35Eta Oph	2.4300	10200.	88	46777	No
136	GOM_NL__2PRFIN20110209_142307_000000553099_00211_46777_8679.N1	09-FEB-2011 14:23:07	Dark	54.500	16	21Alp Sco	1.0200	3000.0	109	46777	No
137	GOM_NL__2PRFIN20110209_142458_000000523099_00211_46777_8680.N1	09-FEB-2011 14:24:58	Dark	52.000	158	6Pi Sco	2.9060	28000.	104	46777	No
138	GOM_NL__2PRFIN20110209_142903_000000463099_00211_46777_8681.N1	09-FEB-2011 14:29:03	Dark	46.000	131	Gam Lup	2.8000	26000.	92	46777	No
139	GOM_NL__2PRFIN20110209_143450_000000453099_00212_46778_8701.N1	09-FEB-2011 14:34:50	Dark	44.500	10	Bet Cen	0.61000	28000.	89	46778	No
140	GOM_NL__2PRFIN20110209_143803_000000443099_00212_46778_8702.N1	09-FEB-2011 14:38:03	Dark	43.500	12	Alp1Cru	0.77500	30000.	87	46778	No
141	GOM_NL__2PRFIN20110209_144032_000000453099_00212_46778_8703.N1	09-FEB-2011 14:40:32	Dark	45.000	99	Del Cen	2.5750	26000.	90	46778	No
142	GOM_NL__2PRFIN20110209_144349_000000423099_00212_46778_8704.N1	09-FEB-2011 14:43:49	Dark	41.500	113	Mu Vel	2.6920	5000.0	83	46778	No
143	GOM_NL__2PRFIN20110209_145759_000000523099_00212_46778_8705.N1	09-FEB-2011 14:57:59	Straylight	51.500	48	30Alp Hya	1.9770	4100.0	103	46778	No
144	GOM_NL__2PRFIN20110209_152127_000000483099_00212_46778_8706.N1	09-FEB-2011 15:21:27	Bright	47.500	82	48Bet UMa	2.3650	10600.	95	46778	No
145	GOM_NL__2PRFIN20110209_152833_000000423099_00212_46778_8707.N1	09-FEB-2011 15:28:33	Bright	41.500	60	7Bet UMi	2.0810	3950.0	83	46778	No
146	GOM_NL__2PRFIN20110209_153322_000000423099_00212_46778_8708.N1	09-FEB-2011 15:33:22	Bright	42.000	119	14Eta Dra	2.7270	4700.0	84	46778	No
147	GOM_NL__2PRFIN20110209_153654_000000403099_00212_46778_8709.N1	09-FEB-2011 15:36:54	Bright	40.000	130	23Bet Dra	2.7990	5800.0	80	46778	No
148	GOM_NL__2PRFIN20110209_154053_000000383099_00212_46778_8710.N1	09-FEB-2011 15:40:53	Bright	38.000	5	3Alp Lyr	0.033000	11000.	76	46778	No
149	GOM_NL__2PRFIN20110209_154355_000000493099_00212_46778_8711.N1	09-FEB-2011 15:43:55	Bright	48.500	133	40Zet Her	2.8070	6000.0	97	46778	No
150	GOM_NL__2PRFIN20110209_154930_000000433099_00212_46778_8712.N1	09-FEB-2011 15:49:30	Bright	42.500	59	55Alp Oph	2.0800	8900.0	85	46778	No
151	GOM_NL__2PRFIN20110209_155142_000000423099_00212_46778_8713.N1	09-FEB-2011 15:51:42	Bright	41.500	126	60Bet Oph	2.7700	4250.0	83	46778	No
152	GOM_NL__2PRFIN20110209_155838_000000473099_00212_46778_8714.N1	09-FEB-2011 15:58:38	Dark	47.000	86	35Eta Oph	2.4300	10200.	94	46778	No
153	GOM_NL__2PRFIN20110209_160322_000000663099_00212_46778_8715.N1	09-FEB-2011 16:03:22	Dark	66.000	16	21Alp Sco	1.0200	3000.0	132	46778	No
154	GOM_NL__2PRFIN20110209_160514_000000523099_00212_46778_8716.N1	09-FEB-2011 16:05:14	Dark	52.000	158	6Pi Sco	2.9060	28000.	104	46778	No
155	GOM_NL__2PRFIN20110209_160918_000000463099_00212_46778_8717.N1	09-FEB-2011 16:09:18	Dark	45.500	131	Gam Lup	2.8000	26000.	91	46778	No
156	GOM_NL__2PRFIN20110209_161505_000000453099_00213_46779_8781.N1	09-FEB-2011 16:15:05	Dark	44.500	10	Bet Cen	0.61000	28000.	89	46779	No
157	GOM_NL__2PRFIN20110209_161818_000000413099_00213_46779_8782.N1	09-FEB-2011 16:18:18	Dark	41.000	12	Alp1Cru	0.77500	30000.	82	46779	No
158	GOM_NL__2PRFIN20110209_162047_000000453099_00213_46779_8783.N1	09-FEB-2011 16:20:47	Dark	44.500	99	Del Cen	2.5750	26000.	89	46779	No
159	GOM_NL__2PRFIN20110209_162404_000000453099_00213_46779_8784.N1	09-FEB-2011 16:24:04	Dark	44.500	113	Mu Vel	2.6920	5000.0	89	46779	No
160	GOM_NL__2PRFIN20110209_163813_000000603099_00213_46779_8785.N1	09-FEB-2011 16:38:13	Straylight	60.000	48	30Alp Hya	1.9770	4100.0	120	46779	No

161	GOM_NL__2PRFIN20110209_170141_000000463099_00213_46779_8786.N1	09-FEB-2011 17:01:41	Bright	46.000	82	48Bet UMa	2.3650	10600.	92	46779	No
162	GOM_NL__2PRFIN20110209_170847_000000413099_00213_46779_8787.N1	09-FEB-2011 17:08:47	Bright	41.000	60	7Bet UMi	2.0810	3950.0	82	46779	No
163	GOM_NL__2PRFIN20110209_171336_000000433099_00213_46779_8788.N1	09-FEB-2011 17:13:36	Bright	43.000	119	14Eta Dra	2.7270	4700.0	86	46779	No
164	GOM_NL__2PRFIN20110209_171708_000000403099_00213_46779_8789.N1	09-FEB-2011 17:17:08	Bright	39.500	130	23Bet Dra	2.7990	5800.0	79	46779	No
165	GOM_NL__2PRFIN20110209_172107_000000353099_00213_46779_8790.N1	09-FEB-2011 17:21:07	Bright	35.000	5	3Alp Lyr	0.033000	11000.	70	46779	No
166	GOM_NL__2PRFIN20110209_172410_000000493099_00213_46779_8791.N1	09-FEB-2011 17:24:10	Bright	48.500	133	40Zet Her	2.8070	6000.0	97	46779	No
167	GOM_NL__2PRFIN20110209_172944_000000603099_00213_46779_8792.N1	09-FEB-2011 17:29:44	Bright	60.000	59	55Alp Oph	2.0800	8900.0	120	46779	No
168	GOM_NL__2PRFIN20110209_173156_000000403099_00213_46779_8793.N1	09-FEB-2011 17:31:56	Bright	40.000	126	60Bet Oph	2.7700	4250.0	80	46779	No
169	GOM_NL__2PRFIN20110209_173853_000000493099_00213_46779_8794.N1	09-FEB-2011 17:38:53	Dark	49.000	86	35Eta Oph	2.4300	10200.	98	46779	No
170	GOM_NL__2PRFIN20110209_174337_000000663099_00213_46779_8795.N1	09-FEB-2011 17:43:37	Dark	66.000	16	21Alp Sco	1.0200	3000.0	132	46779	No
171	GOM_NL__2PRFIN20110209_174529_000000513099_00213_46779_8796.N1	09-FEB-2011 17:45:29	Dark	51.000	158	6Pi Sco	2.9060	28000.	102	46779	No
172	GOM_NL__2PRFIN20110209_174933_000000453099_00213_46779_8797.N1	09-FEB-2011 17:49:33	Dark	45.000	131	Gam Lup	2.8000	26000.	90	46779	No
173	GOM_NL__2PRFIN20110209_175520_000000413099_00214_46780_8813.N1	09-FEB-2011 17:55:20	Dark	41.000	10	Bet Cen	0.61000	28000.	82	46780	No
174	GOM_NL__2PRFIN20110209_175832_000000463099_00214_46780_8814.N1	09-FEB-2011 17:58:32	Dark	46.000	12	Alp1Cru	0.77500	30000.	92	46780	No
175	GOM_NL__2PRFIN20110209_180101_000000453099_00214_46780_8815.N1	09-FEB-2011 18:01:01	Dark	44.500	99	Del Cen	2.5750	26000.	89	46780	No
176	GOM_NL__2PRFIN20110209_180418_000000493099_00214_46780_8816.N1	09-FEB-2011 18:04:18	Dark	48.500	113	Mu Vel	2.6920	5000.0	97	46780	No
177	GOM_NL__2PRFIN20110209_195841_000000563099_00215_46781_8861.N1	09-FEB-2011 19:58:41	Straylight	55.500	48	30Alp Hya	1.9770	4100.0	111	46781	No
178	GOM_NL__2PRFIN20110209_202207_000000483099_00215_46781_8862.N1	09-FEB-2011 20:22:07	Bright	47.500	82	48Bet UMa	2.3650	10600.	95	46781	No
179	GOM_NL__2PRFIN20110209_202915_000000373099_00215_46781_8863.N1	09-FEB-2011 20:29:15	Bright	37.000	60	7Bet UMi	2.0810	3950.0	74	46781	No
180	GOM_NL__2PRFIN20110209_203403_000000443099_00215_46781_8864.N1	09-FEB-2011 20:34:03	Bright	43.500	119	14Eta Dra	2.7270	4700.0	87	46781	No
181	GOM_NL__2PRFIN20110209_203736_000000383099_00215_46781_8865.N1	09-FEB-2011 20:37:36	Bright	38.000	130	23Bet Dra	2.7990	5800.0	76	46781	No
182	GOM_NL__2PRFIN20110209_204135_000000373099_00215_46781_8866.N1	09-FEB-2011 20:41:35	Bright	36.500	5	3Alp Lyr	0.033000	11000.	73	46781	No
183	GOM_NL__2PRFIN20110209_204438_000000713099_00215_46781_8867.N1	09-FEB-2011 20:44:38	Bright	71.000	133	40Zet Her	2.8070	6000.0	142	46781	No
184	GOM_NL__2PRFIN20110209_205013_000000603099_00215_46781_8868.N1	09-FEB-2011 20:50:13	Bright	60.000	59	55Alp Oph	2.0800	8900.0	120	46781	No
185	GOM_NL__2PRFIN20110209_205225_000000593099_00215_46781_8904.N1	09-FEB-2011 20:52:25	Bright	59.000	126	60Bet Oph	2.7700	4250.0	118	46781	No
186	GOM_NL__2PRFIN20110209_205922_000000493099_00215_46781_8905.N1	09-FEB-2011 20:59:22	Dark	48.500	86	35Eta Oph	2.4300	10200.	97	46781	No
187	GOM_NL__2PRFIN20110209_210407_000000663099_00215_46781_8906.N1	09-FEB-2011 21:04:07	Dark	66.000	16	21Alp Sco	1.0200	3000.0	132	46781	No
188	GOM_NL__2PRFIN20110209_210559_000000533099_00215_46781_8907.N1	09-FEB-2011 21:05:59	Dark	53.000	158	6Pi Sco	2.9060	28000.	106	46781	No
189	GOM_NL__2PRFIN20110209_211003_000000463099_00215_46781_8908.N1	09-FEB-2011 21:10:03	Dark	45.500	131	Gam Lup	2.8000	26000.	91	46781	No
190	GOM_NL__2PRFIN20110209_225604_000000443099_00217_46783_8915.N1	09-FEB-2011 22:56:04	Dark	44.000	10	Bet Cen	0.61000	28000.	88	46783	No
191	GOM_NL__2PRFIN20110209_225916_000000493099_00217_46783_8916.N1	09-FEB-2011 22:59:16	Dark	49.000	12	Alp1Cru	0.77500	30000.	98	46783	No
192	GOM_NL__2PRFIN20110209_230145_000000463099_00217_46783_8917.N1	09-FEB-2011 23:01:45	Dark	46.000	99	Del Cen	2.5750	26000.	92	46783	No
193	GOM_NL__2PRFIN20110209_230502_000000463099_00217_46783_8918.N1	09-FEB-2011 23:05:02	Dark	45.500	113	Mu Vel	2.6920	5000.0	91	46783	No
194	GOM_NL__2PRFIN20110209_231909_000000503099_00217_46783_8919.N1	09-FEB-2011 23:19:09	Straylight	50.000	48	30Alp Hya	1.9770	4100.0	100	46783	No
195	GOM_NL__2PRFIN20110209_234234_000000473099_00217_46783_8920.N1	09-FEB-2011 23:42:34	Bright	47.000	82	48Bet UMa	2.3650	10600.	94	46783	No
196	GOM_NL__2PRFIN20110209_234942_000000393099_00217_46783_8921.N1	09-FEB-2011 23:49:42	Bright	39.000	60	7Bet UMi	2.0810	3950.0	78	46783	No
197	GOM_NL__2PRFIN20110209_235431_000000413099_00217_46783_8922.N1	09-FEB-2011 23:54:31	Bright	40.500	119	14Eta Dra	2.7270	4700.0	81	46783	No
198	GOM_NL__2PRFIN20110209_235803_000000413099_00217_46783_8923.N1	09-FEB-2011 23:58:03	Bright	40.500	130	23Bet Dra	2.7990	5800.0	81	46783	No

3. Quality information per product

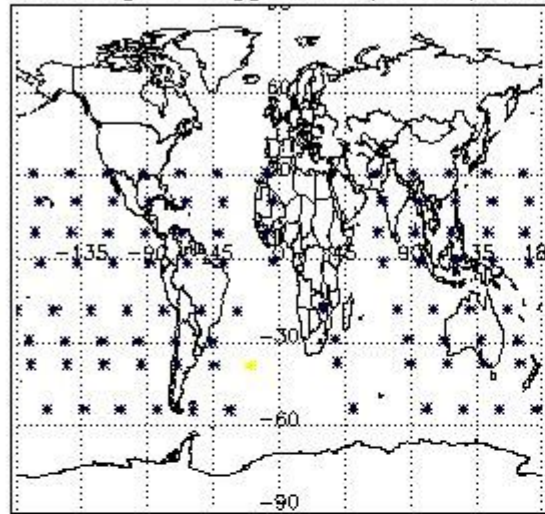
In this section it is plotted some information contained in the Quality Summary data set of the level 2 products. Only products in dark limb conditions and without errors (error flag in the MPH set to "0") are used.

3.1 Plot quality information per product (time dependant)

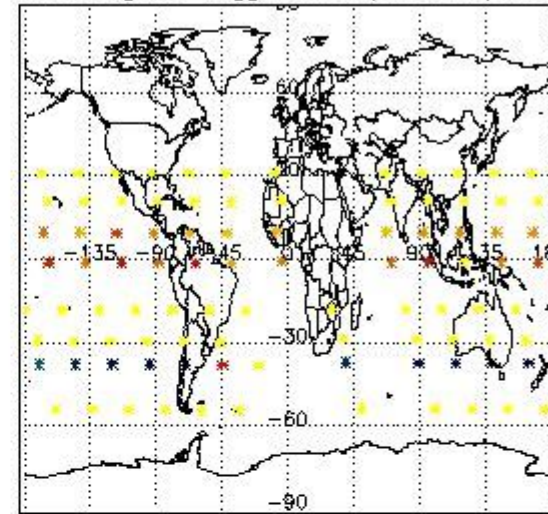


3.2 Plot quality information per product (world map)

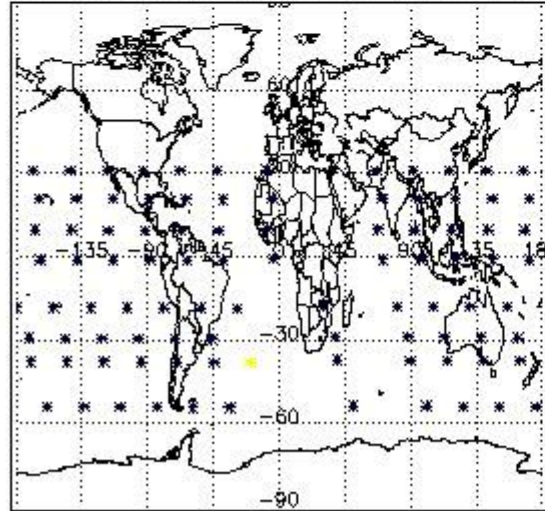
Percentage of flagged data per O3 profile



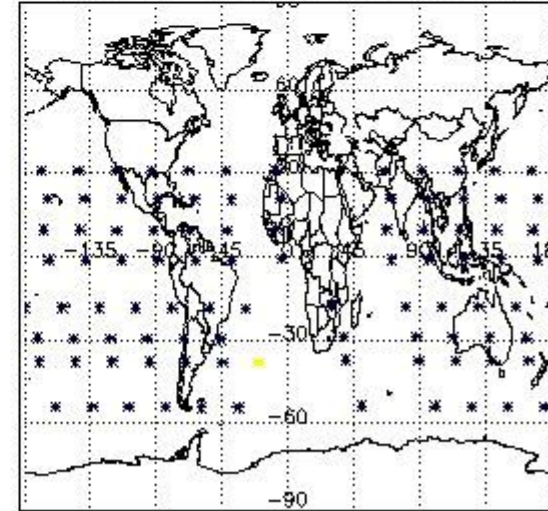
Percentage of flagged data per H2O profile



Percentage of flagged data per NO2 profile



Percentage of flagged data per NO3 profile

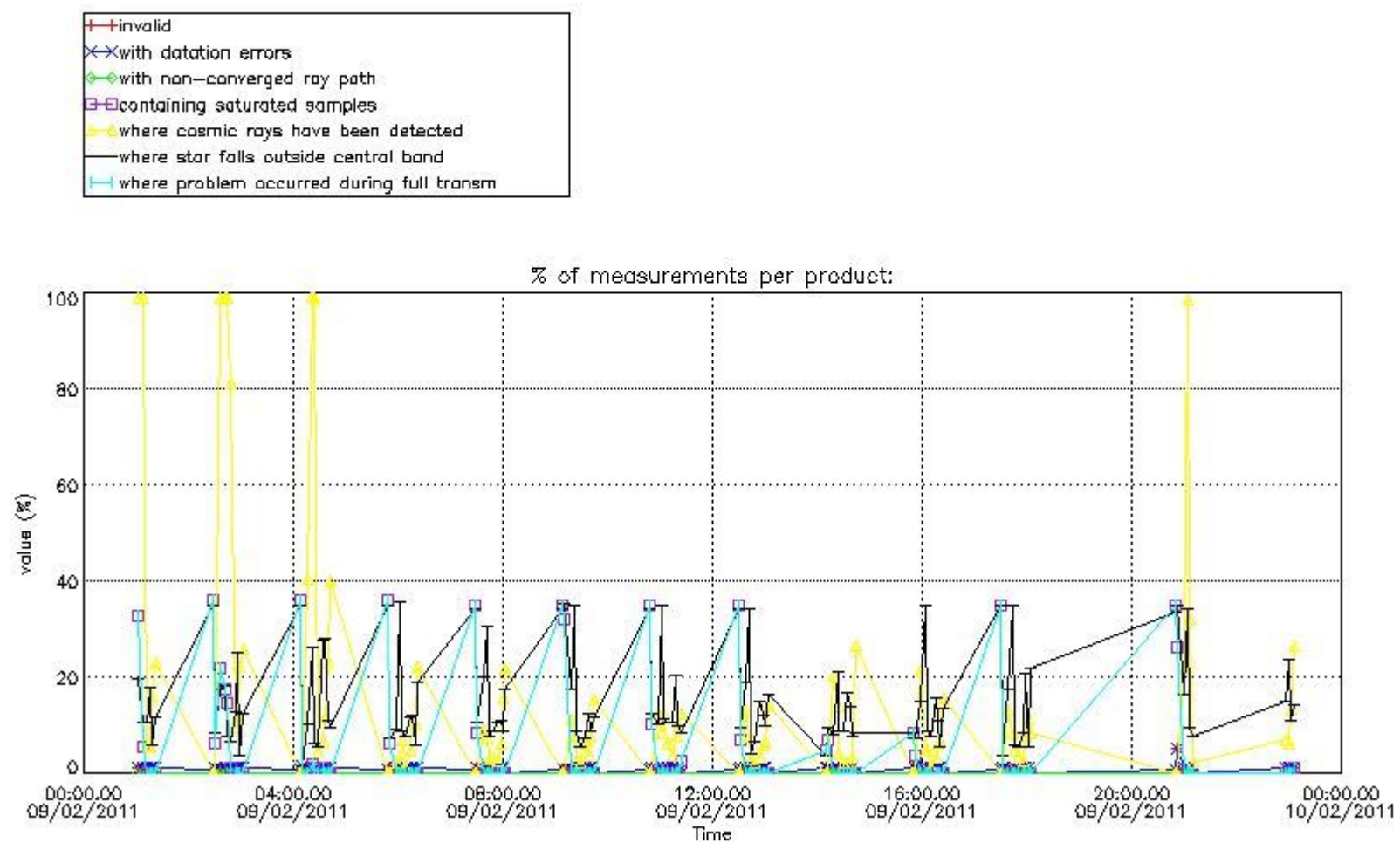


4. Level 1 quality information per product

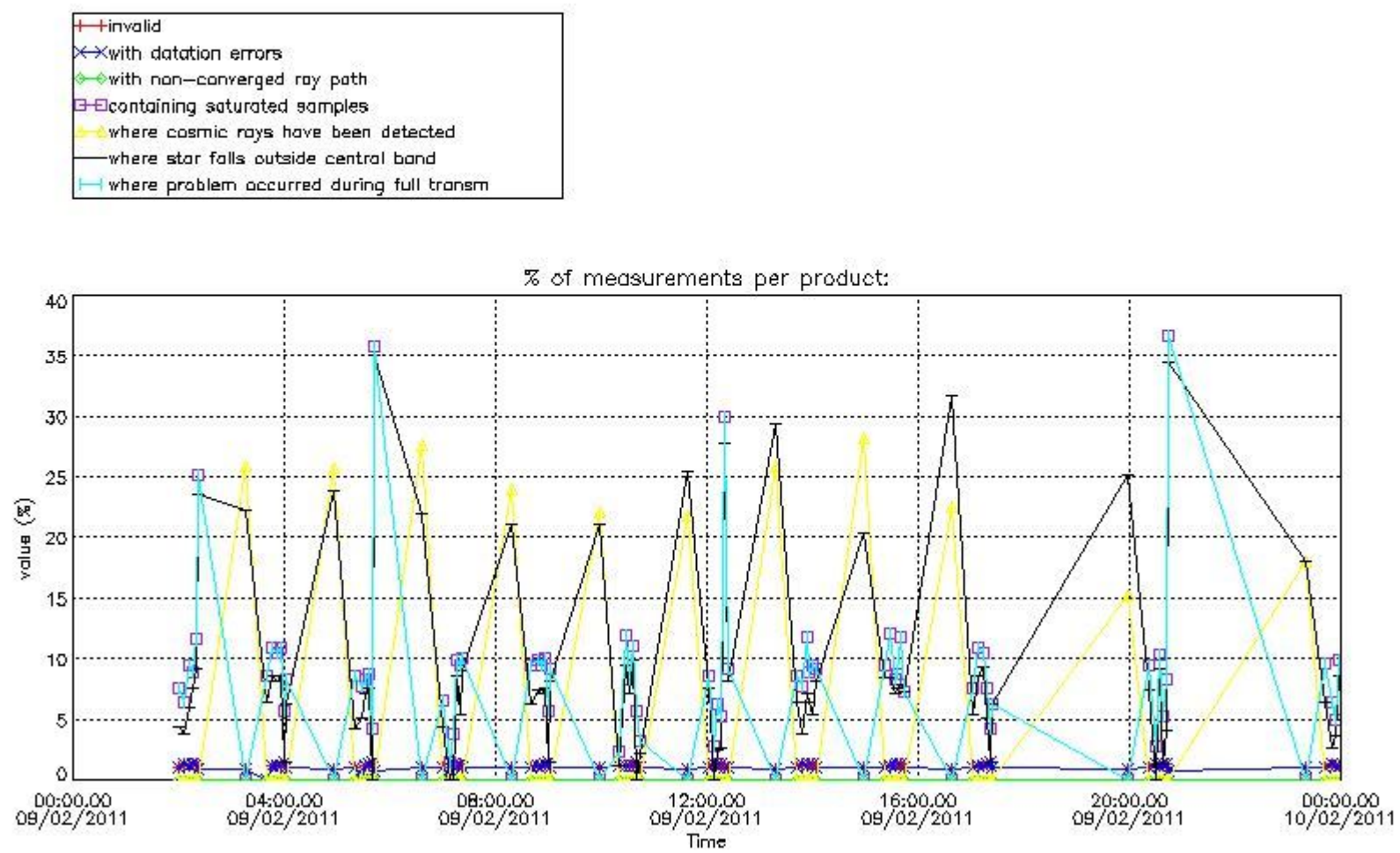
In this section it is plotted some information contained in the Quality Summary data set of the level 2 products that comes from the level 1b processing. Products without errors (error flag in the MPH set to "0") are used.

4.1 Plot quality information per product (time dependant) coming from level 1b processing

4.1.1 Plot level 1 quality information per product (time dependant): ENVISAT ASCENDING passes



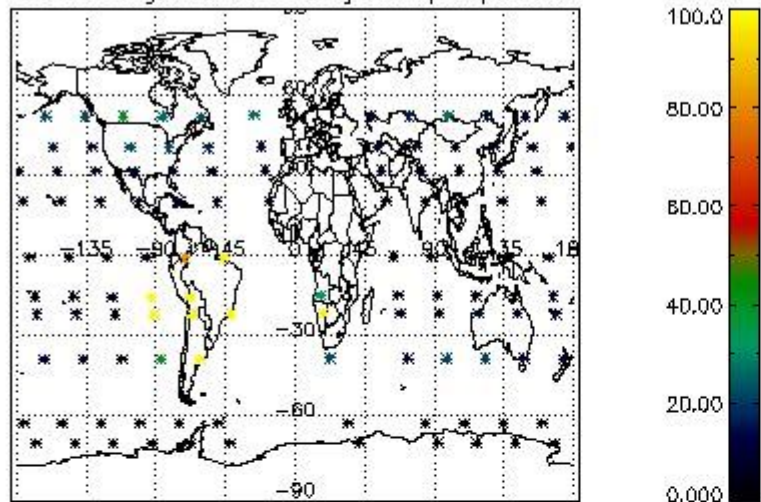
4.1.2 Plot level 1 quality information per product (time dependant): ENVI SAT DESCENDING passes



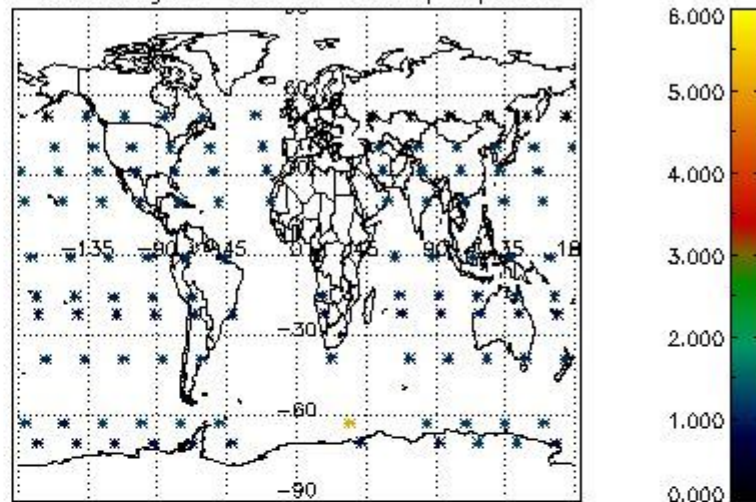
4.2 Plot quality information per product coming from level 1b processing (world map)

4.2.1 Plot level 1 quality information per product (world map): ENVISAT ASCENDING passes

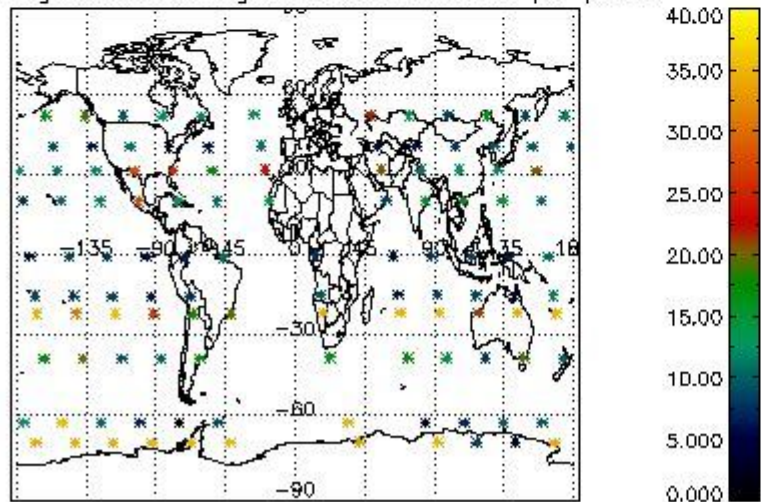
Percentage of cosmic ray hits per profile



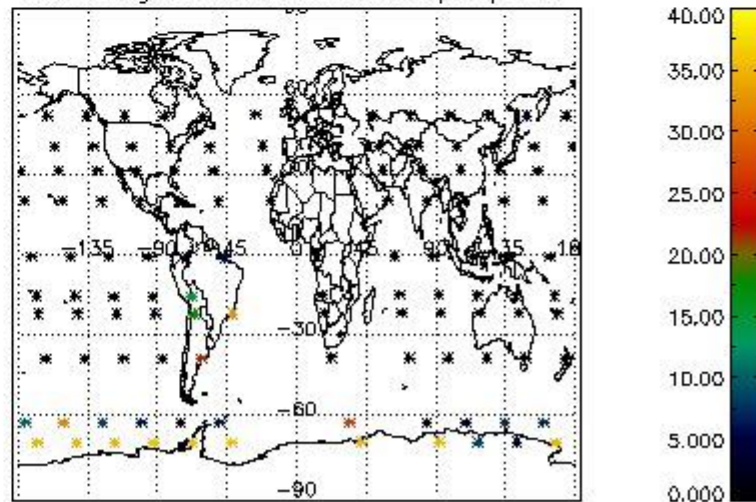
Percentage of datation errors per profile



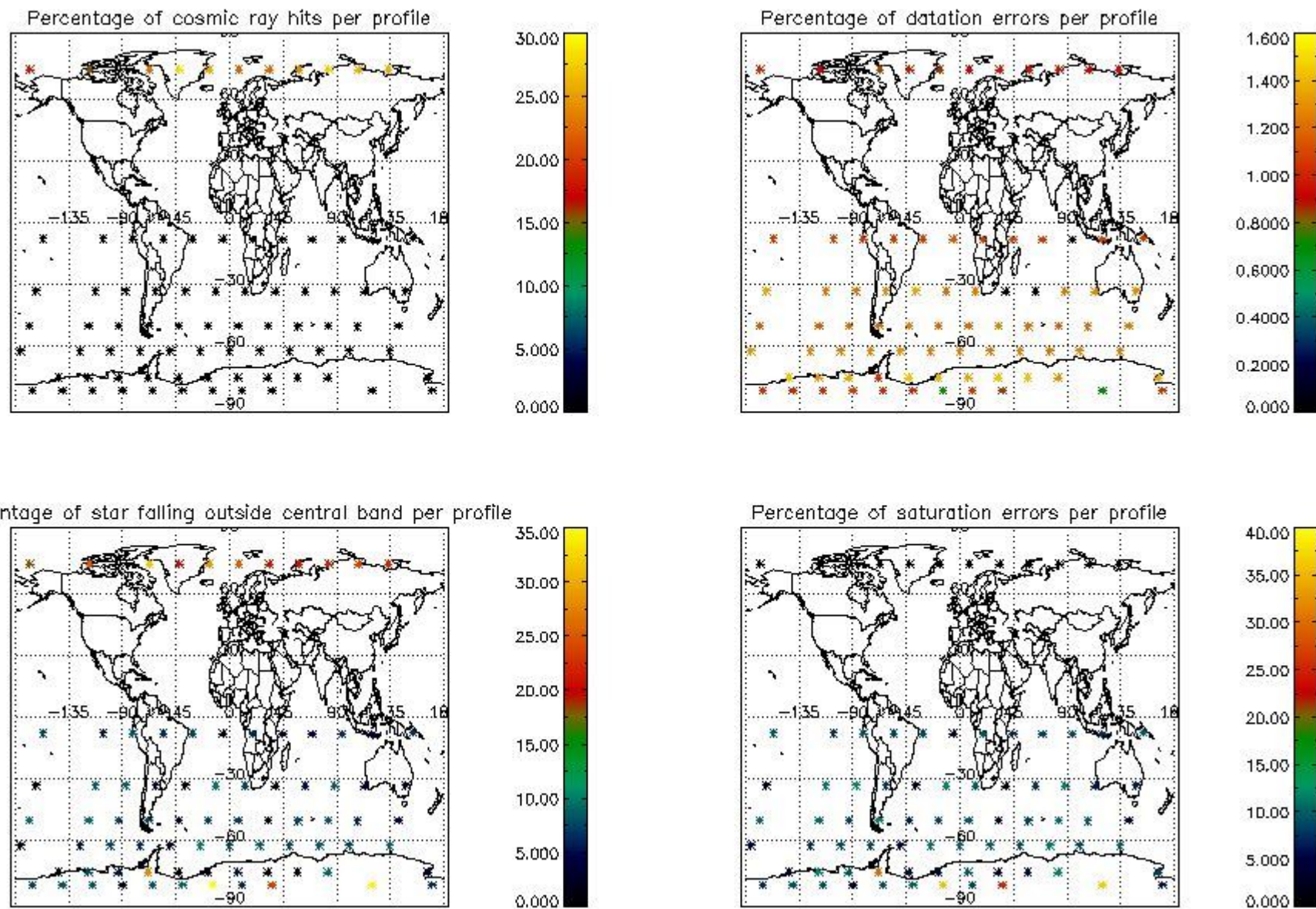
Percentage of star falling outside central band per profile



Percentage of saturation errors per profile



4.2.2 Plot level 1 quality information per product (world map): ENVISAT DESCENDING passes



5. Trace gas profiles

5.1 Ozone statistics based on quality of products

The final quality of the products can be "measured" using the STD (Standard Deviation) attached to every point profile. This information is written to the parameter GOM_NL__2P/NL_LOCAL_SPECIES_DENSITY/o3_std of the level 2 products. The table below shows the statistics for given STD ranges.

The statistics are given with respect to the overall valid production:

- Products without fatal errors: GOM_NL__2P/MPH/PRODUCT_ERR=0
- Valid point profile: GOM_NL__2P/NL_LOCAL_SPECIES_DENSITY/pcd(0)=0

The 'Criteria' is applied to valid points of dark limb products:

- Products in dark limb illumination condition: GOM_NL__2P/NL_SUMMARY_QUALITY/obs_ill_cond=0
- Products without fatal errors: GOM_NL__2P/MPH/PRODUCT_ERR=0
- Valid point profile: GOM_NL__2P/NL_LOCAL_SPECIES_DENSITY/pcd(0)=0

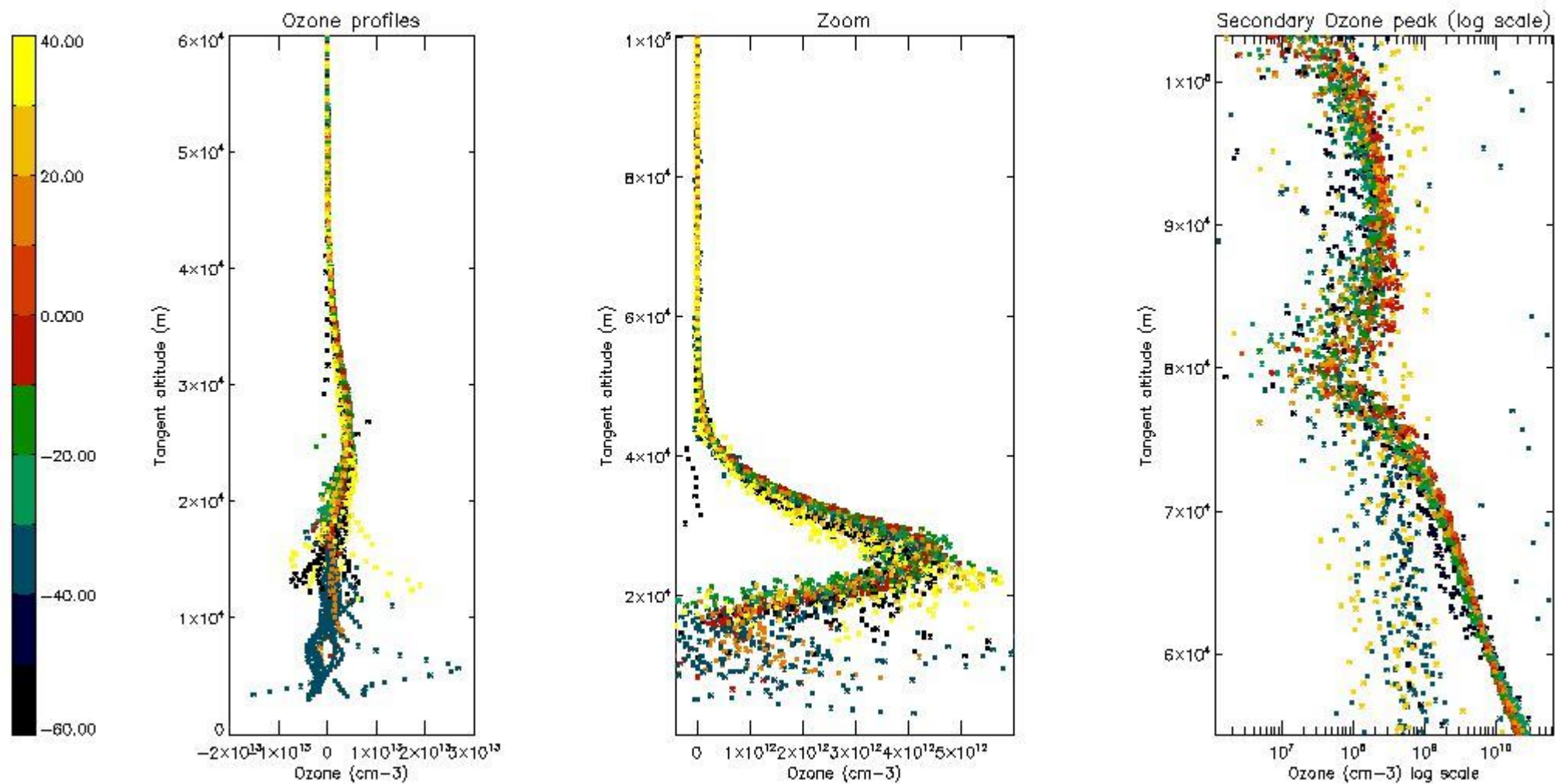
So, the table below shows the percentage of dark limb and valid observations for each criteria with respect to the overall valid daily observations.

Criteria	% of total production
All STD	49
STD < 20	25

STD < 10	21
STD < 5	14

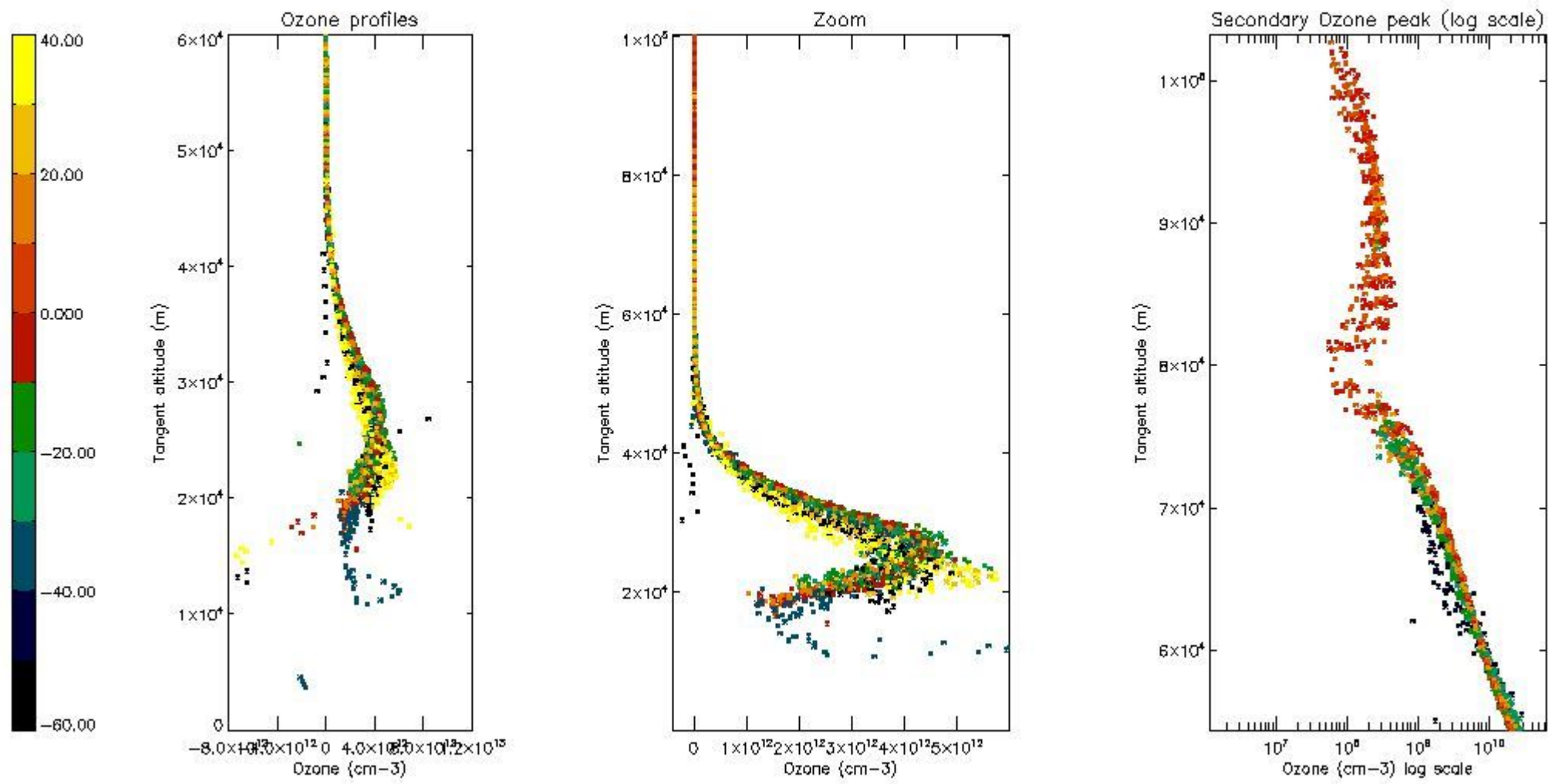
5.2 Plot ozone profiles for all STD (dark without errors)

The colorbar represents the latitude.



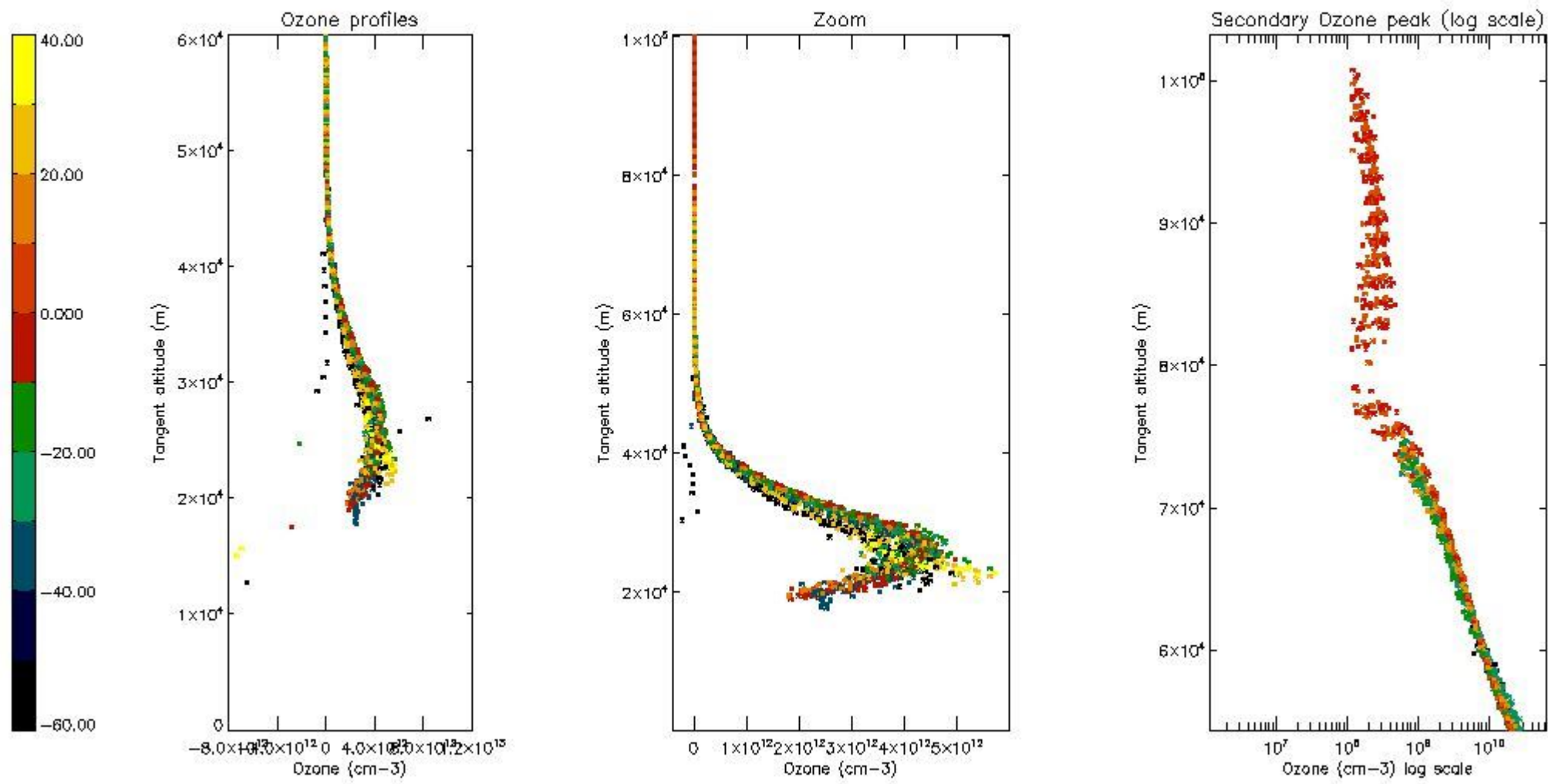
5.3 Plot ozone profiles where STD < 20% (dark without errors)

The colorbar represents the latitude.



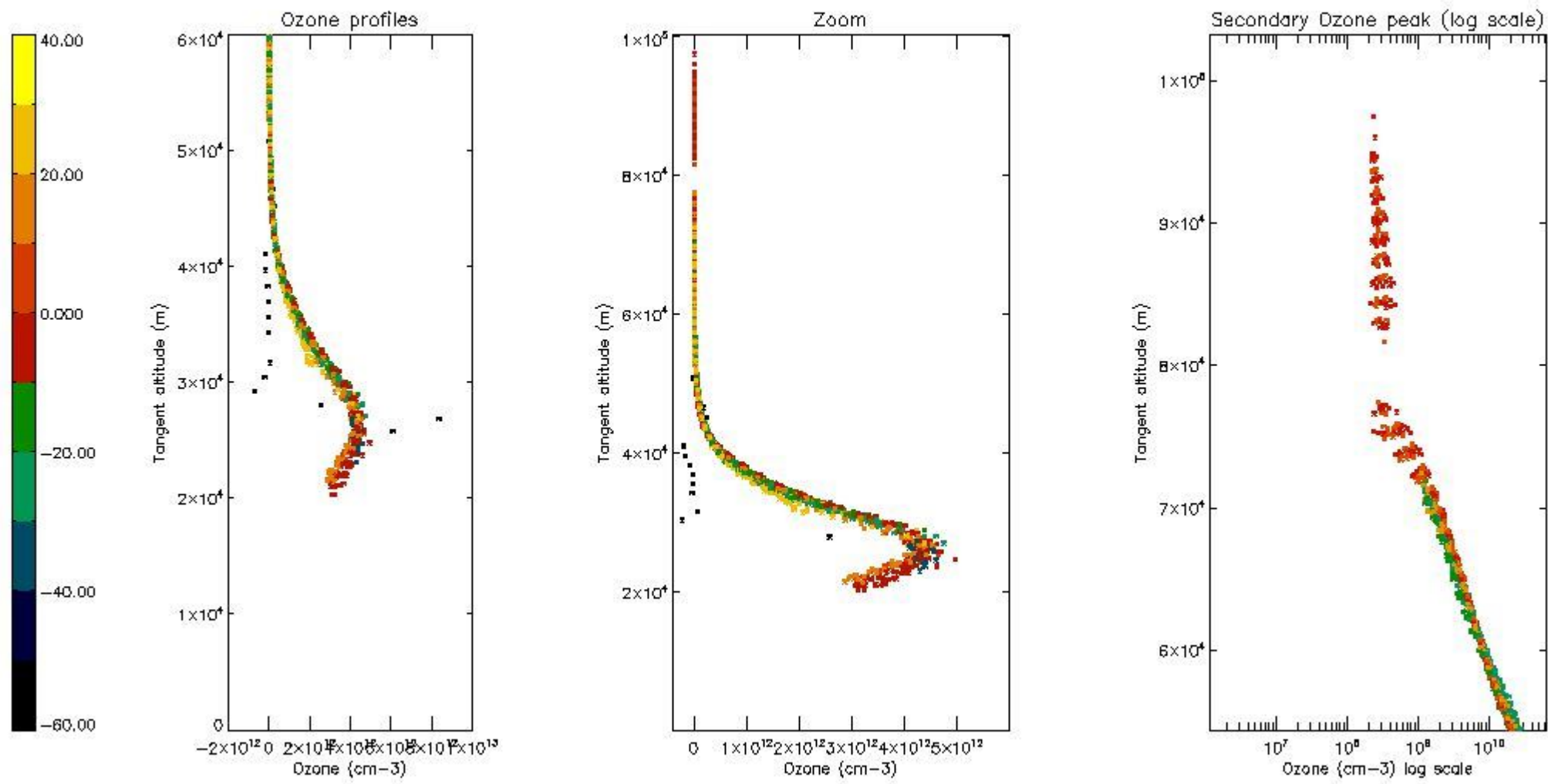
5.4 Plot ozone profiles where STD < 10% (dark without errors)

The colorbar represents the latitude.



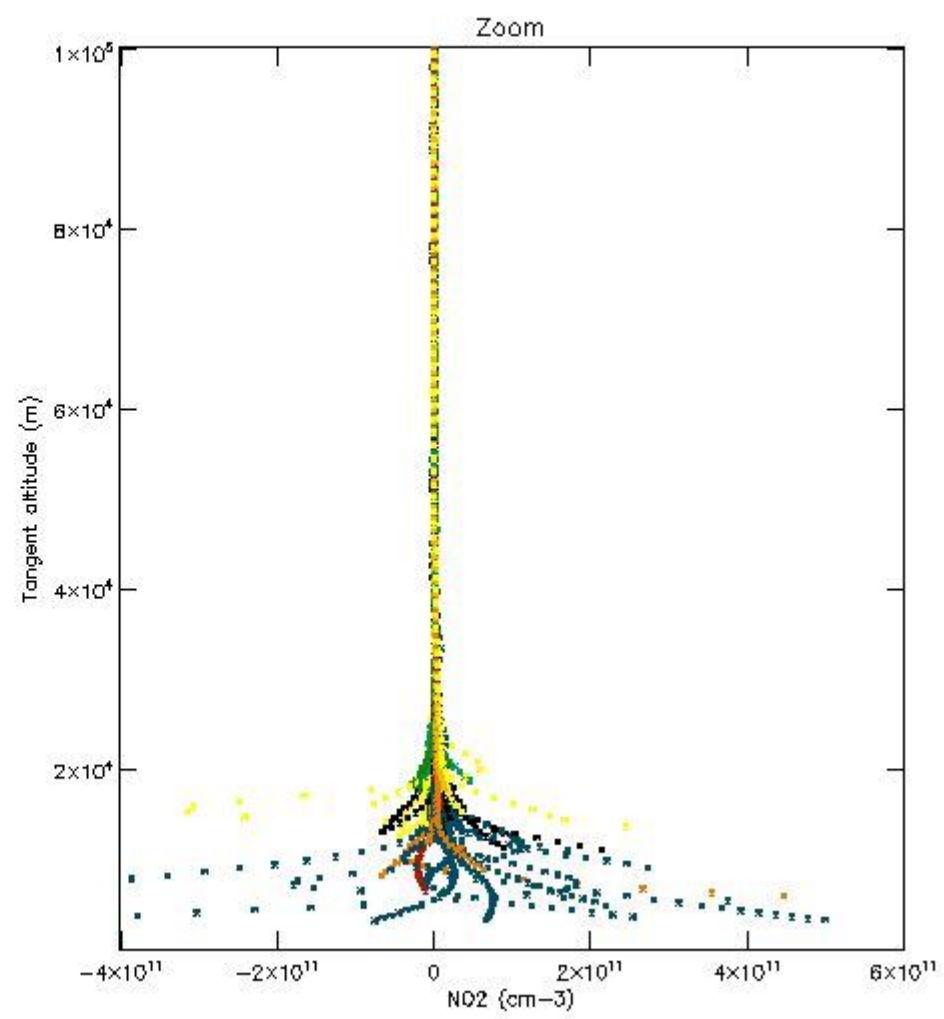
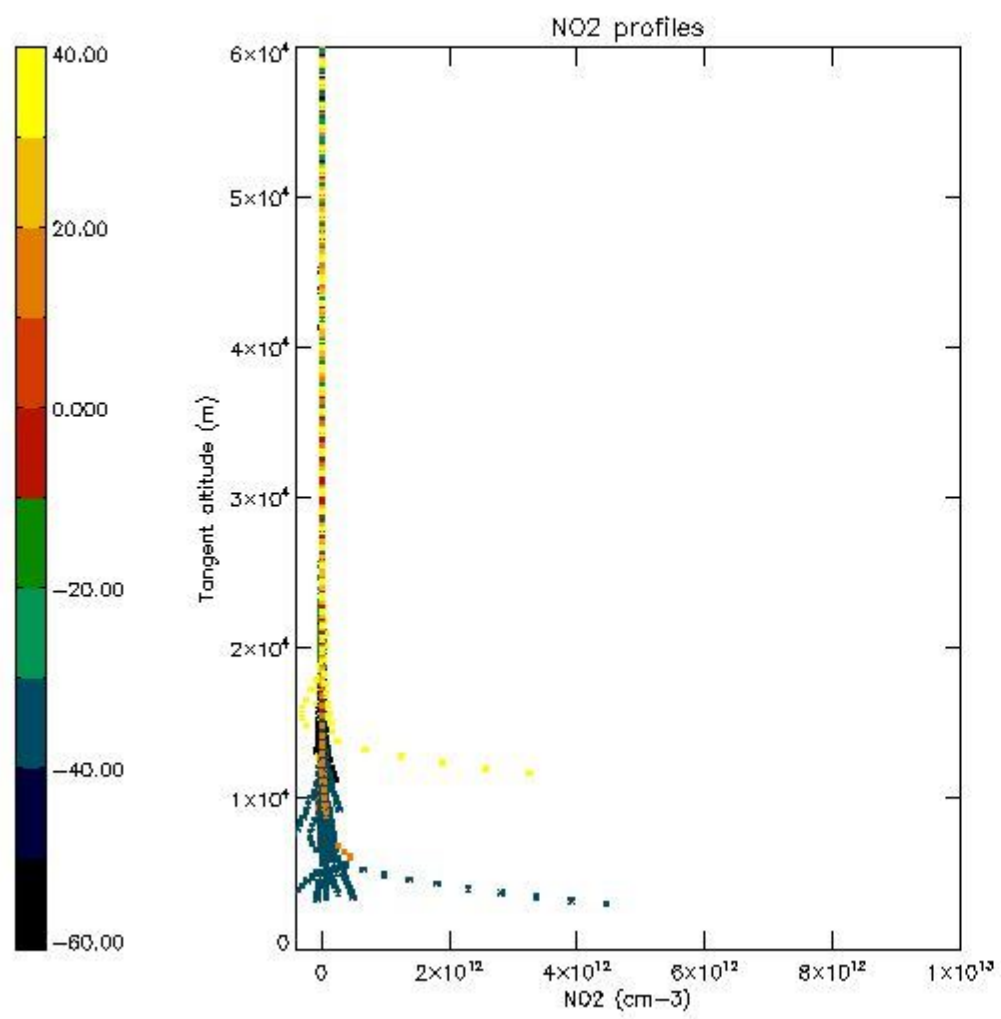
5.5 Plot ozone profiles where $STD < 5\%$ (dark without errors)

The colorbar represents the latitude.



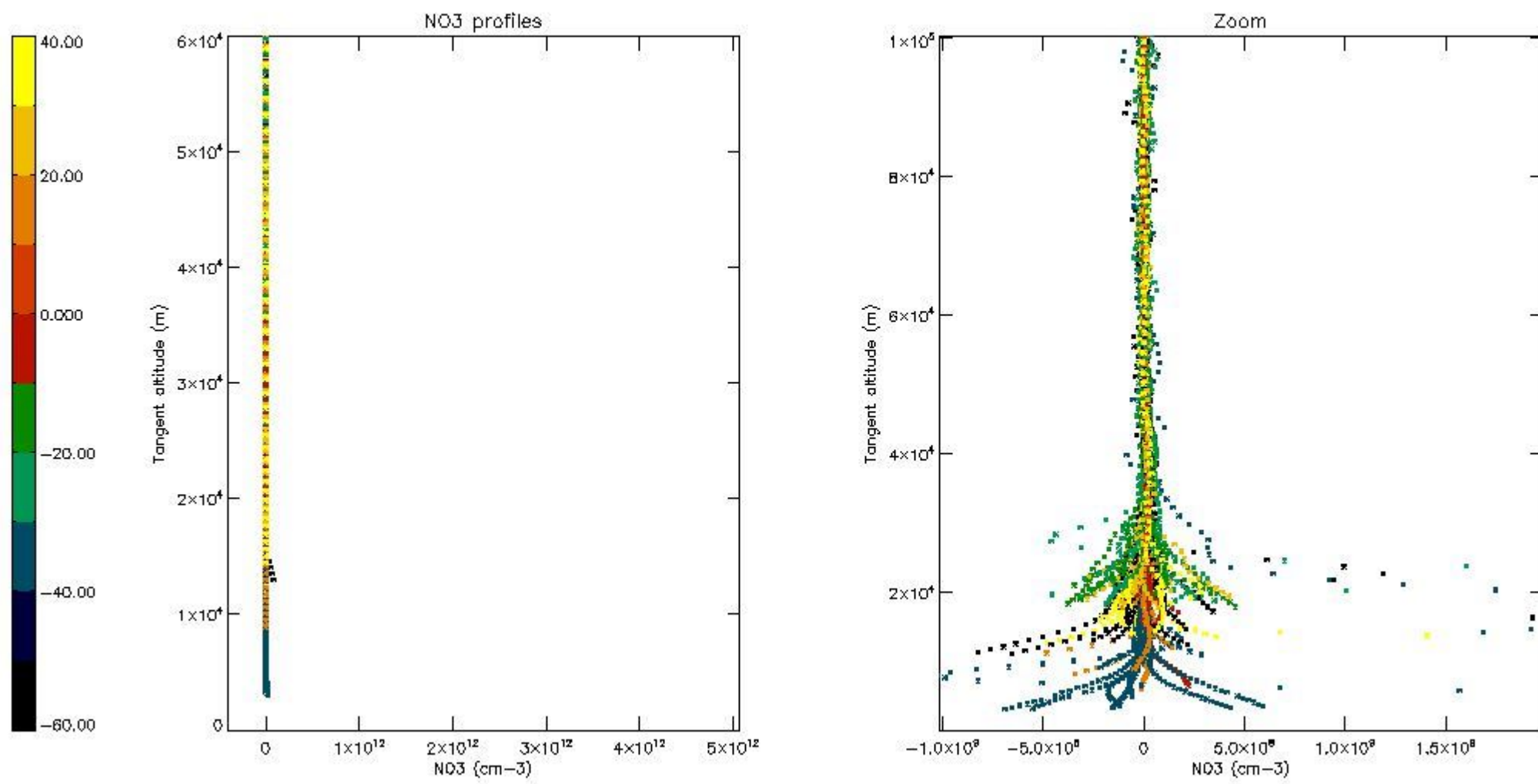
5.6 Plot NO₂ profiles for all STD (dark without errors)

The colorbar represents the latitude.



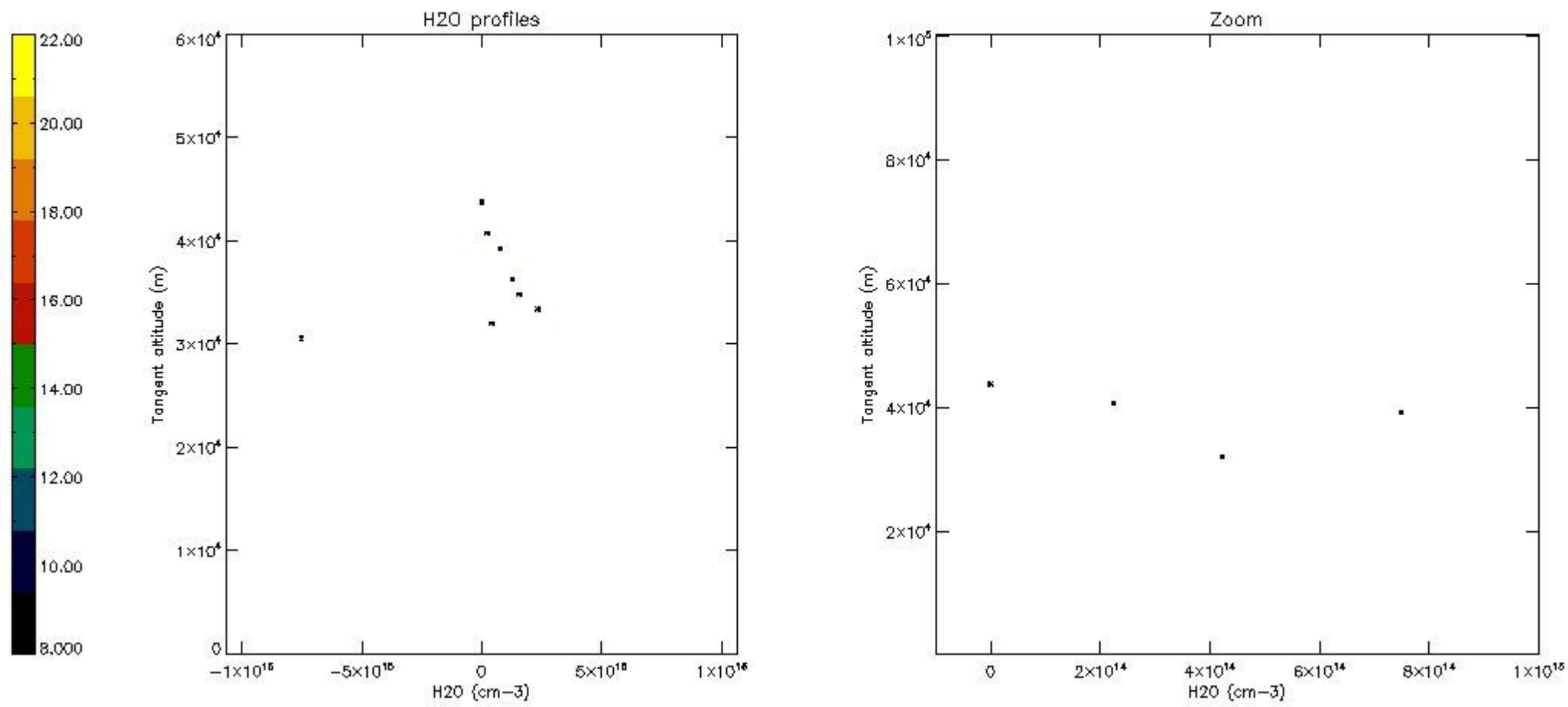
5.7 Plot NO3 profiles for all STD (dark without errors)

The colorbar represents the latitude.



5.8 Plot H2O profiles for all STD (only for occultations of stars 1,2,3,4,13,14,16,26,63 dark without errors)

The colorbar represents the latitude.



6. Auxiliary Data Files used for the production reported in section 2

The number reported in the third column indicates since which file (see list in section 2) the corresponding auxiliary file has been used. The fourth column is the date of those product files.

Type	Auxiliary Filename	Used since product	Used since product date
INST_PHYS_CHARACTERISTICS	GOM_INS_AXVIEC20091111_143220_20030716_120000_20500101_000000	1	09-FEB-2011 00:56:26
LEVEL-2_PROC_CONFIG	GOM_PR2_AXVIEC20091111_152718_20020301_000000_20500101_000000	1	09-FEB-2011 00:56:26
CROSS_SECTIONS_FILE	GOM_CRS_AXVIEC20091111_154832_20020301_000000_20500101_000000	1	09-FEB-2011 00:56:26

GOMOS Level 2 Daily Report

SUMMARY

[1. General Info](#)

[2. Summary of processed GOM_NL_2P products](#)

[3. Level 2 Quality information per product](#)

[3.1 Plot of level 2 quality information per product \(time dependant\)](#)

[3.2 Plot of level 2 quality information per product \(world map\)](#)

[4. Level 1 Quality information per product \(stored on level 2 products\)](#)

[4.1 Plot of level 1 quality information per product \(time dependant\)](#)

[4.1.1 Plot of level 1 quality information per product \(time dependant\): ASCENDING](#)

[4.1.2 Plot of level 1 quality information per product \(time dependant\): DESCENDING](#)

[4.2 Plot of level 1 quality information per product \(world map\)](#)

[4.2.1 Plot of level 1 quality information per product \(world map\): ASCENDING](#)

[4.2.2 Plot of level 1 quality information per product \(world map\): DESCENDING](#)

[5. Ozone profiles based on quality statistics and other trace gas profiles](#)

[5.1 Ozone statistics based on quality of products](#)

[5.2 Plot ozone profiles for all STD \(dark without errors\)](#)

[5.3 Plot ozone profiles where STD < 20% \(dark without errors\)](#)

[5.4. Plot ozone profiles where STD < 10% \(dark without errors\)](#)

[5.5. Plot ozone profiles where STD < 5% \(dark without errors\)](#)

[5.6 Plot NO2 profiles for all STD \(dark without errors\)](#)

[5.7 Plot NO3 profiles for all STD \(dark without errors\)](#)

[5.8 Plot H2O profiles \(only for occultations of stars 1,2,3,4,13,14,16,26,63 dark without errors\) for all STD](#)

[6. Auxiliary Data Files used for the production reported in section 2](#)

This report presents the daily analysis on parameters extracted from GOMOS level 2 data (GOM_NL__2P). It is intended to monitor some important parameters that will impact the quality of these products. A list of level 2 products (and content) that have arrived during the reporting day to the PCF is also given.

Item	Value
Time of report generation	24APR2013 10:07:40
Data source version	GOMOS/6.01
Start time of products	09-02-2011 (09FEB2011 00:00:00)
Stop time of products	10-02-2011 (10FEB2011 00:00:00)
Store outputs in DB	Yes
Nb of level 2 prods	198
Nb of prods with errors	1

2. Summary of processed GOM_NL__2P products.

Nr	Filename	UTC Start time	Limb	Duration	Star Id	Star Name	Star Mag	Star Temp	Nb Meas	Orbit	Prod. error
1	GOM_NL__2PRFIN20110209_005626_000000453099_00203_46769_8424.N1	09-FEB-2011 00:56:26	Dark	45.000	86	35Eta Oph	2.4300	10200.	90	46769	Yes
2	GOM_NL__2PRFIN20110209_010108_000000543099_00203_46769_8425.N1	09-FEB-2011 01:01:08	Dark	53.500	16	21Alp Sco	1.0200	3000.0	107	46769	No
3	GOM_NL__2PRFIN20110209_010703_000000473099_00203_46769_8426.N1	09-FEB-2011 01:07:03	Dark	47.000	131	Gam Lup	2.8000	26000.	94	46769	No
4	GOM_NL__2PRFIN20110209_011253_000000433099_00204_46770_8436.N1	09-FEB-2011 01:12:53	Dark	42.500	10	Bet Cen	0.61000	28000.	85	46770	No
5	GOM_NL__2PRFIN20110209_011607_000000453099_00204_46770_8437.N1	09-FEB-2011 01:16:07	Dark	45.000	12	Alp1Cru	0.77500	30000.	90	46770	No
6	GOM_NL__2PRFIN20110209_011834_000000443099_00204_46770_8438.N1	09-FEB-2011 01:18:34	Dark	43.500	99	Del Cen	2.5750	26000.	87	46770	No
7	GOM_NL__2PRFIN20110209_012153_000000443099_00204_46770_8439.N1	09-FEB-2011 01:21:53	Dark	43.500	113	Mu Vel	2.6920	5000.0	87	46770	No
8	GOM_NL__2PRFIN20110209_015941_000000473099_00204_46770_8440.N1	09-FEB-2011 01:59:41	Bright	46.500	82	48Bet UMa	2.3650	10600.	93	46770	No
9	GOM_NL__2PRFIN20110209_020644_000000393099_00204_46770_8441.N1	09-FEB-2011 02:06:44	Bright	39.000	60	7Bet UMi	2.0810	3950.0	78	46770	No
10	GOM_NL__2PRFIN20110209_021132_000000423099_00204_46770_8442.N1	09-FEB-2011 02:11:32	Bright	42.000	119	14Eta Dra	2.7270	4700.0	84	46770	No
11	GOM_NL__2PRFIN20110209_021502_000000403099_00204_46770_8443.N1	09-FEB-2011 02:15:02	Bright	39.500	130	23Bet Dra	2.7990	5800.0	79	46770	No
12	GOM_NL__2PRFIN20110209_021900_000000393099_00204_46770_8444.N1	09-FEB-2011 02:19:00	Bright	38.500	5	3Alp Lyr	0.033000	11000.	77	46770	No
13	GOM_NL__2PRFIN20110209_022202_000000603099_00204_46770_8445.N1	09-FEB-2011 02:22:02	Bright	59.500	133	40Zet Her	2.8070	6000.0	119	46770	No
14	GOM_NL__2PRFIN20110209_022735_000000603099_00204_46770_8446.N1	09-FEB-2011 02:27:35	Bright	60.000	59	55Alp Oph	2.0800	8900.0	120	46770	No
15	GOM_NL__2PRFIN20110209_022946_000000413099_00204_46770_8447.N1	09-FEB-2011 02:29:46	Bright	41.000	126	60Bet Oph	2.7700	4250.0	82	46770	No
16	GOM_NL__2PRFIN20110209_023641_000000493099_00204_46770_8448.N1	09-FEB-2011 02:36:41	Dark	48.500	86	35Eta Oph	2.4300	10200.	97	46770	No
17	GOM_NL__2PRFIN20110209_024123_000000523099_00204_46770_8449.N1	09-FEB-2011 02:41:23	Dark	52.000	16	21Alp Sco	1.0200	3000.0	104	46770	No
18	GOM_NL__2PRFIN20110209_024312_000000523099_00204_46770_8450.N1	09-FEB-2011 02:43:12	Dark	51.500	158	6Pi Sco	2.9060	28000.	103	46770	No
19	GOM_NL__2PRFIN20110209_024719_000000453099_00204_46770_8451.N1	09-FEB-2011 02:47:19	Dark	45.000	131	Gam Lup	2.8000	26000.	90	46770	No
20	GOM_NL__2PRFIN20110209_025308_000000433099_00205_46771_8453.N1	09-FEB-2011 02:53:08	Dark	43.000	10	Bet Cen	0.61000	28000.	86	46771	No
21	GOM_NL__2PRFIN20110209_025622_000000503099_00205_46771_8454.N1	09-FEB-2011 02:56:22	Dark	49.500	12	Alp1Cru	0.77500	30000.	99	46771	No
22	GOM_NL__2PRFIN20110209_025849_000000433099_00205_46771_8455.N1	09-FEB-2011 02:58:49	Dark	43.000	99	Del Cen	2.5750	26000.	86	46771	No
23	GOM_NL__2PRFIN20110209_030208_000000453099_00205_46771_8456.N1	09-FEB-2011 03:02:08	Dark	44.500	113	Mu Vel	2.6920	5000.0	89	46771	No
24	GOM_NL__2PRFIN20110209_031621_000000543099_00205_46771_8457.N1	09-FEB-2011 03:16:21	Straylight	54.000	48	30Alp Hya	1.9770	4100.0	108	46771	No
25	GOM_NL__2PRFIN20110209_033954_000000473099_00205_46771_8458.N1	09-FEB-2011 03:39:54	Bright	46.500	82	48Bet UMa	2.3650	10600.	93	46771	No
26	GOM_NL__2PRFIN20110209_034657_000000413099_00205_46771_8459.N1	09-FEB-2011 03:46:57	Bright	41.000	60	7Bet UMi	2.0810	3950.0	82	46771	No
27	GOM_NL__2PRFIN20110209_035145_000000433099_00205_46771_8460.N1	09-FEB-2011 03:51:45	Bright	43.000	119	14Eta Dra	2.7270	4700.0	86	46771	No
28	GOM_NL__2PRFIN20110209_035516_000000413099_00205_46771_8461.N1	09-FEB-2011 03:55:16	Bright	41.000	130	23Bet Dra	2.7990	5800.0	82	46771	No
29	GOM_NL__2PRFIN20110209_035914_000000353099_00205_46771_8462.N1	09-FEB-2011 03:59:14	Bright	35.000	5	3Alp Lyr	0.033000	11000.	70	46771	No
30	GOM_NL__2PRFIN20110209_040216_000000493099_00205_46771_8463.N1	09-FEB-2011 04:02:16	Bright	48.500	133	40Zet Her	2.8070	6000.0	97	46771	No
31	GOM_NL__2PRFIN20110209_040749_000000603099_00205_46771_8464.N1	09-FEB-2011 04:07:49	Bright	60.000	59	55Alp Oph	2.0800	8900.0	120	46771	No
32	GOM_NL__2PRFIN20110209_041001_000000393099_00205_46771_8465.N1	09-FEB-2011 04:10:01	Bright	38.500	126	60Bet Oph	2.7700	4250.0	77	46771	No
33	GOM_NL__2PRFIN20110209_041655_000000453099_00205_46771_8466.N1	09-FEB-2011 04:16:55	Dark	44.500	86	35Eta Oph	2.4300	10200.	89	46771	No
34	GOM_NL__2PRFIN20110209_042138_000000573099_00205_46771_8467.N1	09-FEB-2011 04:21:38	Dark	57.000	16	21Alp Sco	1.0200	3000.0	114	46771	No
35	GOM_NL__2PRFIN20110209_042328_000000503099_00205_46771_8468.N1	09-FEB-2011 04:23:28	Dark	50.000	158	6Pi Sco	2.9060	28000.	100	46771	No
36	GOM_NL__2PRFIN20110209_042734_000000453099_00205_46771_8469.N1	09-FEB-2011 04:27:34	Dark	45.000	131	Gam Lup	2.8000	26000.	90	46771	No
37	GOM_NL__2PRFIN20110209_043323_000000533099_00206_46772_8476.N1	09-FEB-2011 04:33:23	Dark	52.500	10	Bet Cen	0.61000	28000.	105	46772	No
38	GOM_NL__2PRFIN20110209_043636_000000523099_00206_46772_8477.N1	09-FEB-2011 04:36:36	Dark	52.000	12	Alp1Cru	0.77500	30000.	104	46772	No
39	GOM_NL__2PRFIN20110209_043904_000000463099_00206_46772_8478.N1	09-FEB-2011 04:39:04	Dark	46.000	99	Del Cen	2.5750	26000.	92	46772	No
40	GOM_NL__2PRFIN20110209_044222_000000433099_00206_46772_8479.N1	09-FEB-2011 04:42:22	Dark	42.500	113	Mu Vel	2.6920	5000.0	85	46772	No
41	GOM_NL__2PRFIN20110209_045635_000000553099_00206_46772_8480.N1	09-FEB-2011 04:56:35	Straylight	54.500	48	30Alp Hya	1.9770	4100.0	109	46772	No
42	GOM_NL__2PRFIN20110209_052008_000000473099_00206_46772_8481.N1	09-FEB-2011 05:20:08	Bright	47.000	82	48Bet UMa	2.3650	10600.	94	46772	No

43	GOM_NL__2PRFIN20110209_052711_000000393099_00206_46772_8482.N1	09-FEB-2011 05:27:11	Bright	39.000	60	7Bet UMi	2.0810	3950.0	78	46772	No
44	GOM_NL__2PRFIN20110209_053200_000000423099_00206_46772_8483.N1	09-FEB-2011 05:32:00	Bright	42.000	119	14Eta Dra	2.7270	4700.0	84	46772	No
45	GOM_NL__2PRFIN20110209_053530_000000403099_00206_46772_8484.N1	09-FEB-2011 05:35:30	Bright	40.000	130	23Bet Dra	2.7990	5800.0	80	46772	No
46	GOM_NL__2PRFIN20110209_053928_000000353099_00206_46772_8485.N1	09-FEB-2011 05:39:28	Bright	35.000	5	3Alp Lyr	0.033000	11000.	70	46772	No
47	GOM_NL__2PRFIN20110209_054231_000000703099_00206_46772_8486.N1	09-FEB-2011 05:42:31	Bright	70.000	133	40Zet Her	2.8070	6000.0	140	46772	No
48	GOM_NL__2PRFIN20110209_054803_000000603099_00206_46772_8487.N1	09-FEB-2011 05:48:03	Bright	60.000	59	55Alp Oph	2.0800	8900.0	120	46772	No
49	GOM_NL__2PRFIN20110209_055015_000000423099_00206_46772_8488.N1	09-FEB-2011 05:50:15	Bright	41.500	126	60Bet Oph	2.7700	4250.0	83	46772	No
50	GOM_NL__2PRFIN20110209_055710_000000443099_00206_46772_8489.N1	09-FEB-2011 05:57:10	Dark	44.000	86	35Eta Oph	2.4300	10200.	88	46772	No
51	GOM_NL__2PRFIN20110209_060153_000000663099_00206_46772_8490.N1	09-FEB-2011 06:01:53	Dark	66.000	16	21Alp Sco	1.0200	3000.0	132	46772	No
52	GOM_NL__2PRFIN20110209_060343_000000523099_00206_46772_8491.N1	09-FEB-2011 06:03:43	Dark	52.000	158	6Pi Sco	2.9060	28000.	104	46772	No
53	GOM_NL__2PRFIN20110209_060748_000000463099_00206_46772_8492.N1	09-FEB-2011 06:07:48	Dark	45.500	131	Gam Lup	2.8000	26000.	91	46772	No
54	GOM_NL__2PRFIN20110209_061337_000000433099_00207_46773_8488.N1	09-FEB-2011 06:13:37	Dark	42.500	10	Bet Cen	0.61000	28000.	85	46773	No
55	GOM_NL__2PRFIN20110209_061651_000000423099_00207_46773_8489.N1	09-FEB-2011 06:16:51	Dark	41.500	12	Alp1Cru	0.77500	30000.	83	46773	No
56	GOM_NL__2PRFIN20110209_061918_000000443099_00207_46773_8490.N1	09-FEB-2011 06:19:18	Dark	44.000	99	Del Cen	2.5750	26000.	88	46773	No
57	GOM_NL__2PRFIN20110209_062237_000000483099_00207_46773_8491.N1	09-FEB-2011 06:22:37	Dark	47.500	113	Mu Vel	2.6920	5000.0	95	46773	No
58	GOM_NL__2PRFIN20110209_063649_000000533099_00207_46773_8492.N1	09-FEB-2011 06:36:49	Straylight	52.500	48	30Alp Hya	1.9770	4100.0	105	46773	No
59	GOM_NL__2PRFIN20110209_070021_000000463099_00207_46773_8493.N1	09-FEB-2011 07:00:21	Bright	46.000	82	48Bet UMa	2.3650	10600.	92	46773	No
60	GOM_NL__2PRFIN20110209_070725_000000363099_00207_46773_8494.N1	09-FEB-2011 07:07:25	Bright	36.000	60	7Bet UMi	2.0810	3950.0	72	46773	No
61	GOM_NL__2PRFIN20110209_071213_000000403099_00207_46773_8495.N1	09-FEB-2011 07:12:13	Bright	39.500	119	14Eta Dra	2.7270	4700.0	79	46773	No
62	GOM_NL__2PRFIN20110209_071544_000000413099_00207_46773_8496.N1	09-FEB-2011 07:15:44	Bright	40.500	130	23Bet Dra	2.7990	5800.0	81	46773	No
63	GOM_NL__2PRFIN20110209_071942_000000373099_00207_46773_8497.N1	09-FEB-2011 07:19:42	Bright	37.000	5	3Alp Lyr	0.033000	11000.	74	46773	No
64	GOM_NL__2PRFIN20110209_072245_000000503099_00207_46773_8498.N1	09-FEB-2011 07:22:45	Bright	50.000	133	40Zet Her	2.8070	6000.0	100	46773	No
65	GOM_NL__2PRFIN20110209_072818_000000603099_00207_46773_8499.N1	09-FEB-2011 07:28:18	Bright	60.000	59	55Alp Oph	2.0800	8900.0	120	46773	No
66	GOM_NL__2PRFIN20110209_073030_000000433099_00207_46773_8500.N1	09-FEB-2011 07:30:30	Bright	42.500	126	60Bet Oph	2.7700	4250.0	85	46773	No
67	GOM_NL__2PRFIN20110209_073725_000000503099_00207_46773_8501.N1	09-FEB-2011 07:37:25	Dark	50.000	86	35Eta Oph	2.4300	10200.	100	46773	No
68	GOM_NL__2PRFIN20110209_074208_000000623099_00207_46773_8502.N1	09-FEB-2011 07:42:08	Dark	62.000	16	21Alp Sco	1.0200	3000.0	124	46773	No
69	GOM_NL__2PRFIN20110209_074358_000000523099_00207_46773_8503.N1	09-FEB-2011 07:43:58	Dark	51.500	158	6Pi Sco	2.9060	28000.	103	46773	No
70	GOM_NL__2PRFIN20110209_074803_000000473099_00207_46773_8504.N1	09-FEB-2011 07:48:03	Dark	46.500	131	Gam Lup	2.8000	26000.	93	46773	No
71	GOM_NL__2PRFIN20110209_075352_000000423099_00208_46774_8591.N1	09-FEB-2011 07:53:52	Dark	42.000	10	Bet Cen	0.61000	28000.	84	46774	No
72	GOM_NL__2PRFIN20110209_075705_000000423099_00208_46774_8592.N1	09-FEB-2011 07:57:05	Dark	41.500	12	Alp1Cru	0.77500	30000.	83	46774	No
73	GOM_NL__2PRFIN20110209_075933_000000453099_00208_46774_8593.N1	09-FEB-2011 07:59:33	Dark	45.000	99	Del Cen	2.5750	26000.	90	46774	No
74	GOM_NL__2PRFIN20110209_080251_000000463099_00208_46774_8594.N1	09-FEB-2011 08:02:51	Dark	46.000	113	Mu Vel	2.6920	5000.0	92	46774	No
75	GOM_NL__2PRFIN20110209_081703_000000523099_00208_46774_8595.N1	09-FEB-2011 08:17:03	Straylight	52.000	48	30Alp Hya	1.9770	4100.0	104	46774	No
76	GOM_NL__2PRFIN20110209_084034_000000483099_00208_46774_8596.N1	09-FEB-2011 08:40:34	Bright	47.500	82	48Bet UMa	2.3650	10600.	95	46774	No
77	GOM_NL__2PRFIN20110209_084739_000000413099_00208_46774_8597.N1	09-FEB-2011 08:47:39	Bright	40.500	60	7Bet UMi	2.0810	3950.0	81	46774	No
78	GOM_NL__2PRFIN20110209_085227_000000433099_00208_46774_8598.N1	09-FEB-2011 08:52:27	Bright	42.500	119	14Eta Dra	2.7270	4700.0	85	46774	No
79	GOM_NL__2PRFIN20110209_085558_000000403099_00208_46774_8599.N1	09-FEB-2011 08:55:58	Bright	40.000	130	23Bet Dra	2.7990	5800.0	80	46774	No
80	GOM_NL__2PRFIN20110209_085956_000000363099_00208_46774_8600.N1	09-FEB-2011 08:59:56	Bright	35.500	5	3Alp Lyr	0.033000	11000.	71	46774	No
81	GOM_NL__2PRFIN20110209_090259_000000503099_00208_46774_8601.N1	09-FEB-2011 09:02:59	Bright	49.500	133	40Zet Her	2.8070	6000.0	99	46774	No
82	GOM_NL__2PRFIN20110209_090832_000000603099_00208_46774_8602.N1	09-FEB-2011 09:08:32	Bright	60.000	59	55Alp Oph	2.0800	8900.0	120	46774	No
83	GOM_NL__2PRFIN20110209_091044_000000583099_00208_46774_8603.N1	09-FEB-2011 09:10:44	Bright	58.000	126	60Bet Oph	2.7700	4250.0	116	46774	No
84	GOM_NL__2PRFIN20110209_091739_000000493099_00208_46774_8604.N1	09-FEB-2011 09:17:39	Dark	48.500	86	35Eta Oph	2.4300	10200.	97	46774	No
85	GOM_NL__2PRFIN20110209_092223_000000663099_00208_46774_8605.N1	09-FEB-2011 09:22:23	Dark	66.000	16	21Alp Sco	1.0200	3000.0	132	46774	No
86	GOM_NL__2PRFIN20110209_092413_000000523099_00208_46774_8606.N1	09-FEB-2011 09:24:13	Dark	52.000	158	6Pi Sco	2.9060	28000.	104	46774	No
87	GOM_NL__2PRFIN20110209_092818_000000453099_00208_46774_8607.N1	09-FEB-2011 09:28:18	Dark	45.000	131	Gam Lup	2.8000	26000.	90	46774	No
88	GOM_NL__2PRFIN20110209_093407_000000413099_00209_46775_8614.N1	09-FEB-2011 09:34:07	Dark	40.500	10	Bet Cen	0.61000	28000.	81	46775	No
89	GOM_NL__2PRFIN20110209_093720_000000413099_00209_46775_8615.N1	09-FEB-2011 09:37:20	Dark	41.000	12	Alp1Cru	0.77500	30000.	82	46775	No
90	GOM_NL__2PRFIN20110209_093948_000000463099_00209_46775_8616.N1	09-FEB-2011 09:39:48	Dark	45.500	99	Del Cen	2.5750	26000.	91	46775	No
91	GOM_NL__2PRFIN20110209_094306_000000433099_00209_46775_8617.N1	09-FEB-2011 09:43:06	Dark	43.000	113	Mu Vel	2.6920	5000.0	86	46775	No
92	GOM_NL__2PRFIN20110209_095717_000000523099_00209_46775_8618.N1	09-FEB-2011 09:57:17	Straylight	52.000	48	30Alp Hya	1.9770	4100.0	104	46775	No
93	GOM_NL__2PRFIN20110209_102048_000000443099_00209_46775_8619.N1	09-FEB-2011 10:20:48	Bright	43.500	82	48Bet UMa	2.3650	10600.	87	46775	No
94	GOM_NL__2PRFIN20110209_102752_000000423099_00209_46775_8620.N1	09-FEB-2011 10:27:52	Bright	42.000	60	7Bet UMi	2.0810	3950.0	84	46775	No
95	GOM_NL__2PRFIN20110209_103241_000000433099_00209_46775_8621.N1	09-FEB-2011 10:32:41	Bright	42.500	119	14Eta Dra	2.7270	4700.0	85	46775	No
96	GOM_NL__2PRFIN20110209_103612_000000413099_00209_46775_8622.N1	09-FEB-2011 10:36:12	Bright	40.500	130	23Bet Dra	2.7990	5800.0	81	46775	No
97	GOM_NL__2PRFIN20110209_104010_000000353099_00209_46775_8623.N1	09-FEB-2011 10:40:10	Bright	35.000	5	3Alp Lyr	0.033000	11000.	70	46775	No
98	GOM_NL__2PRFIN20110209_104313_000000473099_00209_46775_8624.N1	09-FEB-2011 10:43:13	Bright	46.500	133	40Zet Her	2.8070	6000.0	93	46775	No
99	GOM_NL__2PRFIN20110209_104847_000000603099_00209_46775_8625.N1	09-FEB-2011 10:48:47	Bright	60.000	59	55Alp Oph	2.0800	8900.0	120	46775	No
100	GOM_NL__2PRFIN20110209_105058_000000443099_00209_46775_8626.N1	09-FEB-2011 10:50:58	Bright	44.000	126	60Bet Oph	2.7700	4250.0	88	46775	No
101	GOM_NL__2PRFIN20110209_105754_000000453099_00209_46775_8627.N1	09-FEB-2011 10:57:54	Dark	45.000	86	35Eta Oph	2.4300	10200.	90	46775	No

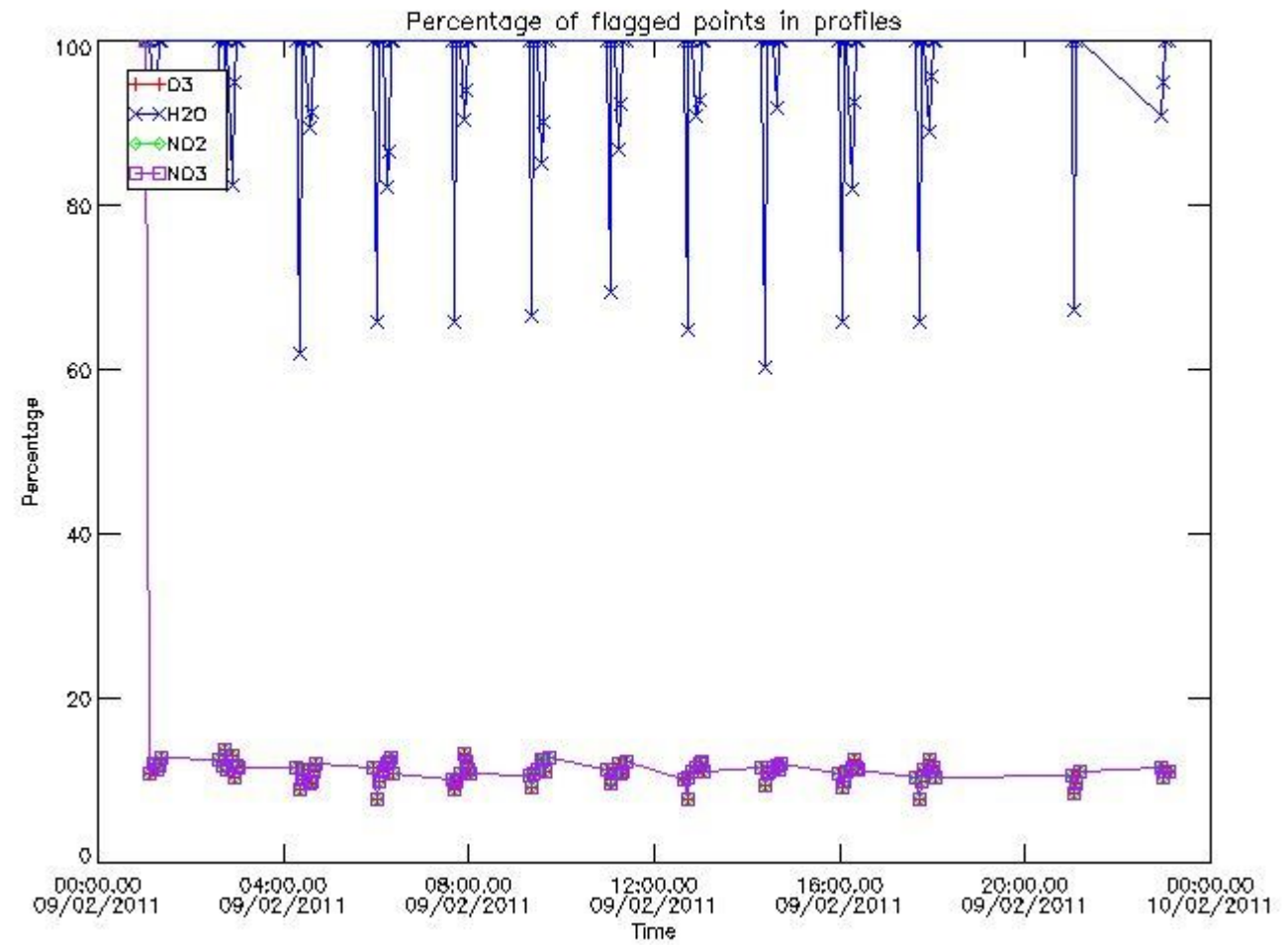
102	GOM_NL__2PRFIN20110209_110238_000000663099_00209_46775_8628.N1	09-FEB-2011 11:02:38	Dark	66.000	16	21Alp Sco	1.0200	3000.0	132	46775	No
103	GOM_NL__2PRFIN20110209_110428_000000533099_00209_46775_8629.N1	09-FEB-2011 11:04:28	Dark	53.000	158	6Pi Sco	2.9060	28000.	106	46775	No
104	GOM_NL__2PRFIN20110209_110833_000000483099_00209_46775_8630.N1	09-FEB-2011 11:08:33	Dark	47.500	131	Gam Lup	2.8000	26000.	95	46775	No
105	GOM_NL__2PRFIN20110209_111421_000000423099_00210_46776_8634.N1	09-FEB-2011 11:14:21	Dark	42.000	10	Bet Cen	0.61000	28000.	84	46776	No
106	GOM_NL__2PRFIN20110209_111734_000000473099_00210_46776_8635.N1	09-FEB-2011 11:17:34	Dark	46.500	12	Alp1Cru	0.77500	30000.	93	46776	No
107	GOM_NL__2PRFIN20110209_112003_000000463099_00210_46776_8636.N1	09-FEB-2011 11:20:03	Dark	45.500	99	Del Cen	2.5750	26000.	91	46776	No
108	GOM_NL__2PRFIN20110209_112320_000000413099_00210_46776_8637.N1	09-FEB-2011 11:23:20	Dark	41.000	113	Mu Vel	2.6920	5000.0	82	46776	No
109	GOM_NL__2PRFIN20110209_113731_000000553099_00210_46776_8638.N1	09-FEB-2011 11:37:31	Straylight	55.000	48	30Alp Hya	1.9770	4100.0	110	46776	No
110	GOM_NL__2PRFIN20110209_120101_000000473099_00210_46776_8639.N1	09-FEB-2011 12:01:01	Bright	46.500	82	48Bet UMa	2.3650	10600.	93	46776	No
111	GOM_NL__2PRFIN20110209_120806_000000373099_00210_46776_8640.N1	09-FEB-2011 12:08:06	Bright	37.000	60	7Bet UMi	2.0810	3950.0	74	46776	No
112	GOM_NL__2PRFIN20110209_121255_000000403099_00210_46776_8641.N1	09-FEB-2011 12:12:55	Bright	40.000	119	14Eta Dra	2.7270	4700.0	80	46776	No
113	GOM_NL__2PRFIN20110209_121626_000000393099_00210_46776_8642.N1	09-FEB-2011 12:16:26	Bright	38.500	130	23Bet Dra	2.7990	5800.0	77	46776	No
114	GOM_NL__2PRFIN20110209_122024_000000493099_00210_46776_8643.N1	09-FEB-2011 12:20:24	Bright	48.500	5	3Alp Lyr	0.033000	11000.	97	46776	No
115	GOM_NL__2PRFIN20110209_122327_000000503099_00210_46776_8644.N1	09-FEB-2011 12:23:27	Bright	49.500	133	40Zet Her	2.8070	6000.0	99	46776	No
116	GOM_NL__2PRFIN20110209_122901_000000603099_00210_46776_8645.N1	09-FEB-2011 12:29:01	Bright	60.000	59	55Alp Oph	2.0800	8900.0	120	46776	No
117	GOM_NL__2PRFIN20110209_123113_000000433099_00210_46776_8646.N1	09-FEB-2011 12:31:13	Bright	42.500	126	60Bet Oph	2.7700	4250.0	85	46776	No
118	GOM_NL__2PRFIN20110209_123809_000000503099_00210_46776_8647.N1	09-FEB-2011 12:38:09	Dark	50.000	86	35Eta Oph	2.4300	10200.	100	46776	No
119	GOM_NL__2PRFIN20110209_124252_000000663099_00210_46776_8648.N1	09-FEB-2011 12:42:52	Dark	66.000	16	21Alp Sco	1.0200	3000.0	132	46776	No
120	GOM_NL__2PRFIN20110209_124443_000000503099_00210_46776_8649.N1	09-FEB-2011 12:44:43	Dark	49.500	158	6Pi Sco	2.9060	28000.	99	46776	No
121	GOM_NL__2PRFIN20110209_124848_000000463099_00210_46776_8650.N1	09-FEB-2011 12:48:48	Dark	45.500	131	Gam Lup	2.8000	26000.	91	46776	No
122	GOM_NL__2PRFIN20110209_125436_000000443099_00211_46777_8665.N1	09-FEB-2011 12:54:36	Dark	44.000	10	Bet Cen	0.61000	28000.	88	46777	No
123	GOM_NL__2PRFIN20110209_125749_000000423099_00211_46777_8666.N1	09-FEB-2011 12:57:49	Dark	42.000	12	Alp1Cru	0.77500	30000.	84	46777	No
124	GOM_NL__2PRFIN20110209_130017_000000463099_00211_46777_8667.N1	09-FEB-2011 13:00:17	Dark	45.500	99	Del Cen	2.5750	26000.	91	46777	No
125	GOM_NL__2PRFIN20110209_130334_000000463099_00211_46777_8668.N1	09-FEB-2011 13:03:34	Dark	45.500	113	Mu Vel	2.6920	5000.0	91	46777	No
126	GOM_NL__2PRFIN20110209_131745_000000583099_00211_46777_8669.N1	09-FEB-2011 13:17:45	Straylight	58.000	48	30Alp Hya	1.9770	4100.0	116	46777	No
127	GOM_NL__2PRFIN20110209_134114_000000473099_00211_46777_8670.N1	09-FEB-2011 13:41:14	Bright	47.000	82	48Bet UMa	2.3650	10600.	94	46777	No
128	GOM_NL__2PRFIN20110209_134820_000000393099_00211_46777_8671.N1	09-FEB-2011 13:48:20	Bright	39.000	60	7Bet UMi	2.0810	3950.0	78	46777	No
129	GOM_NL__2PRFIN20110209_135308_000000433099_00211_46777_8672.N1	09-FEB-2011 13:53:08	Bright	42.500	119	14Eta Dra	2.7270	4700.0	85	46777	No
130	GOM_NL__2PRFIN20110209_135640_000000403099_00211_46777_8673.N1	09-FEB-2011 13:56:40	Bright	39.500	130	23Bet Dra	2.7990	5800.0	79	46777	No
131	GOM_NL__2PRFIN20110209_140038_000000373099_00211_46777_8674.N1	09-FEB-2011 14:00:38	Bright	37.000	5	3Alp Lyr	0.033000	11000.	74	46777	No
132	GOM_NL__2PRFIN20110209_140341_000000503099_00211_46777_8675.N1	09-FEB-2011 14:03:41	Bright	49.500	133	40Zet Her	2.8070	6000.0	99	46777	No
133	GOM_NL__2PRFIN20110209_140915_000000413099_00211_46777_8676.N1	09-FEB-2011 14:09:15	Bright	41.000	59	55Alp Oph	2.0800	8900.0	82	46777	No
134	GOM_NL__2PRFIN20110209_141127_000000433099_00211_46777_8677.N1	09-FEB-2011 14:11:27	Bright	42.500	126	60Bet Oph	2.7700	4250.0	85	46777	No
135	GOM_NL__2PRFIN20110209_141823_000000443099_00211_46777_8678.N1	09-FEB-2011 14:18:23	Dark	44.000	86	35Eta Oph	2.4300	10200.	88	46777	No
136	GOM_NL__2PRFIN20110209_142307_000000553099_00211_46777_8679.N1	09-FEB-2011 14:23:07	Dark	54.500	16	21Alp Sco	1.0200	3000.0	109	46777	No
137	GOM_NL__2PRFIN20110209_142458_000000523099_00211_46777_8680.N1	09-FEB-2011 14:24:58	Dark	52.000	158	6Pi Sco	2.9060	28000.	104	46777	No
138	GOM_NL__2PRFIN20110209_142903_000000463099_00211_46777_8681.N1	09-FEB-2011 14:29:03	Dark	46.000	131	Gam Lup	2.8000	26000.	92	46777	No
139	GOM_NL__2PRFIN20110209_143450_000000453099_00212_46778_8701.N1	09-FEB-2011 14:34:50	Dark	44.500	10	Bet Cen	0.61000	28000.	89	46778	No
140	GOM_NL__2PRFIN20110209_143803_000000443099_00212_46778_8702.N1	09-FEB-2011 14:38:03	Dark	43.500	12	Alp1Cru	0.77500	30000.	87	46778	No
141	GOM_NL__2PRFIN20110209_144032_000000453099_00212_46778_8703.N1	09-FEB-2011 14:40:32	Dark	45.000	99	Del Cen	2.5750	26000.	90	46778	No
142	GOM_NL__2PRFIN20110209_144349_000000423099_00212_46778_8704.N1	09-FEB-2011 14:43:49	Dark	41.500	113	Mu Vel	2.6920	5000.0	83	46778	No
143	GOM_NL__2PRFIN20110209_145759_000000523099_00212_46778_8705.N1	09-FEB-2011 14:57:59	Straylight	51.500	48	30Alp Hya	1.9770	4100.0	103	46778	No
144	GOM_NL__2PRFIN20110209_152127_000000483099_00212_46778_8706.N1	09-FEB-2011 15:21:27	Bright	47.500	82	48Bet UMa	2.3650	10600.	95	46778	No
145	GOM_NL__2PRFIN20110209_152833_000000423099_00212_46778_8707.N1	09-FEB-2011 15:28:33	Bright	41.500	60	7Bet UMi	2.0810	3950.0	83	46778	No
146	GOM_NL__2PRFIN20110209_153322_000000423099_00212_46778_8708.N1	09-FEB-2011 15:33:22	Bright	42.000	119	14Eta Dra	2.7270	4700.0	84	46778	No
147	GOM_NL__2PRFIN20110209_153654_000000403099_00212_46778_8709.N1	09-FEB-2011 15:36:54	Bright	40.000	130	23Bet Dra	2.7990	5800.0	80	46778	No
148	GOM_NL__2PRFIN20110209_154053_000000383099_00212_46778_8710.N1	09-FEB-2011 15:40:53	Bright	38.000	5	3Alp Lyr	0.033000	11000.	76	46778	No
149	GOM_NL__2PRFIN20110209_154355_000000493099_00212_46778_8711.N1	09-FEB-2011 15:43:55	Bright	48.500	133	40Zet Her	2.8070	6000.0	97	46778	No
150	GOM_NL__2PRFIN20110209_154930_000000433099_00212_46778_8712.N1	09-FEB-2011 15:49:30	Bright	42.500	59	55Alp Oph	2.0800	8900.0	85	46778	No
151	GOM_NL__2PRFIN20110209_155142_000000423099_00212_46778_8713.N1	09-FEB-2011 15:51:42	Bright	41.500	126	60Bet Oph	2.7700	4250.0	83	46778	No
152	GOM_NL__2PRFIN20110209_155838_000000473099_00212_46778_8714.N1	09-FEB-2011 15:58:38	Dark	47.000	86	35Eta Oph	2.4300	10200.	94	46778	No
153	GOM_NL__2PRFIN20110209_160322_000000663099_00212_46778_8715.N1	09-FEB-2011 16:03:22	Dark	66.000	16	21Alp Sco	1.0200	3000.0	132	46778	No
154	GOM_NL__2PRFIN20110209_160514_000000523099_00212_46778_8716.N1	09-FEB-2011 16:05:14	Dark	52.000	158	6Pi Sco	2.9060	28000.	104	46778	No
155	GOM_NL__2PRFIN20110209_160918_000000463099_00212_46778_8717.N1	09-FEB-2011 16:09:18	Dark	45.500	131	Gam Lup	2.8000	26000.	91	46778	No
156	GOM_NL__2PRFIN20110209_161505_000000453099_00213_46779_8781.N1	09-FEB-2011 16:15:05	Dark	44.500	10	Bet Cen	0.61000	28000.	89	46779	No
157	GOM_NL__2PRFIN20110209_161818_000000413099_00213_46779_8782.N1	09-FEB-2011 16:18:18	Dark	41.000	12	Alp1Cru	0.77500	30000.	82	46779	No
158	GOM_NL__2PRFIN20110209_162047_000000453099_00213_46779_8783.N1	09-FEB-2011 16:20:47	Dark	44.500	99	Del Cen	2.5750	26000.	89	46779	No
159	GOM_NL__2PRFIN20110209_162404_000000453099_00213_46779_8784.N1	09-FEB-2011 16:24:04	Dark	44.500	113	Mu Vel	2.6920	5000.0	89	46779	No
160	GOM_NL__2PRFIN20110209_163813_000000603099_00213_46779_8785.N1	09-FEB-2011 16:38:13	Straylight	60.000	48	30Alp Hya	1.9770	4100.0	120	46779	No

161	GOM_NL__2PRFIN20110209_170141_000000463099_00213_46779_8786.N1	09-FEB-2011 17:01:41	Bright	46.000	82	48Bet UMa	2.3650	10600.	92	46779	No
162	GOM_NL__2PRFIN20110209_170847_000000413099_00213_46779_8787.N1	09-FEB-2011 17:08:47	Bright	41.000	60	7Bet UMi	2.0810	3950.0	82	46779	No
163	GOM_NL__2PRFIN20110209_171336_000000433099_00213_46779_8788.N1	09-FEB-2011 17:13:36	Bright	43.000	119	14Eta Dra	2.7270	4700.0	86	46779	No
164	GOM_NL__2PRFIN20110209_171708_000000403099_00213_46779_8789.N1	09-FEB-2011 17:17:08	Bright	39.500	130	23Bet Dra	2.7990	5800.0	79	46779	No
165	GOM_NL__2PRFIN20110209_172107_000000353099_00213_46779_8790.N1	09-FEB-2011 17:21:07	Bright	35.000	5	3Alp Lyr	0.033000	11000.	70	46779	No
166	GOM_NL__2PRFIN20110209_172410_000000493099_00213_46779_8791.N1	09-FEB-2011 17:24:10	Bright	48.500	133	40Zet Her	2.8070	6000.0	97	46779	No
167	GOM_NL__2PRFIN20110209_172944_000000603099_00213_46779_8792.N1	09-FEB-2011 17:29:44	Bright	60.000	59	55Alp Oph	2.0800	8900.0	120	46779	No
168	GOM_NL__2PRFIN20110209_173156_000000403099_00213_46779_8793.N1	09-FEB-2011 17:31:56	Bright	40.000	126	60Bet Oph	2.7700	4250.0	80	46779	No
169	GOM_NL__2PRFIN20110209_173853_000000493099_00213_46779_8794.N1	09-FEB-2011 17:38:53	Dark	49.000	86	35Eta Oph	2.4300	10200.	98	46779	No
170	GOM_NL__2PRFIN20110209_174337_000000663099_00213_46779_8795.N1	09-FEB-2011 17:43:37	Dark	66.000	16	21Alp Sco	1.0200	3000.0	132	46779	No
171	GOM_NL__2PRFIN20110209_174529_000000513099_00213_46779_8796.N1	09-FEB-2011 17:45:29	Dark	51.000	158	6Pi Sco	2.9060	28000.	102	46779	No
172	GOM_NL__2PRFIN20110209_174933_000000453099_00213_46779_8797.N1	09-FEB-2011 17:49:33	Dark	45.000	131	Gam Lup	2.8000	26000.	90	46779	No
173	GOM_NL__2PRFIN20110209_175520_000000413099_00214_46780_8813.N1	09-FEB-2011 17:55:20	Dark	41.000	10	Bet Cen	0.61000	28000.	82	46780	No
174	GOM_NL__2PRFIN20110209_175832_000000463099_00214_46780_8814.N1	09-FEB-2011 17:58:32	Dark	46.000	12	Alp1Cru	0.77500	30000.	92	46780	No
175	GOM_NL__2PRFIN20110209_180101_000000453099_00214_46780_8815.N1	09-FEB-2011 18:01:01	Dark	44.500	99	Del Cen	2.5750	26000.	89	46780	No
176	GOM_NL__2PRFIN20110209_180418_000000493099_00214_46780_8816.N1	09-FEB-2011 18:04:18	Dark	48.500	113	Mu Vel	2.6920	5000.0	97	46780	No
177	GOM_NL__2PRFIN20110209_195841_000000563099_00215_46781_8861.N1	09-FEB-2011 19:58:41	Straylight	55.500	48	30Alp Hya	1.9770	4100.0	111	46781	No
178	GOM_NL__2PRFIN20110209_202207_000000483099_00215_46781_8862.N1	09-FEB-2011 20:22:07	Bright	47.500	82	48Bet UMa	2.3650	10600.	95	46781	No
179	GOM_NL__2PRFIN20110209_202915_000000373099_00215_46781_8863.N1	09-FEB-2011 20:29:15	Bright	37.000	60	7Bet UMi	2.0810	3950.0	74	46781	No
180	GOM_NL__2PRFIN20110209_203403_000000443099_00215_46781_8864.N1	09-FEB-2011 20:34:03	Bright	43.500	119	14Eta Dra	2.7270	4700.0	87	46781	No
181	GOM_NL__2PRFIN20110209_203736_000000383099_00215_46781_8865.N1	09-FEB-2011 20:37:36	Bright	38.000	130	23Bet Dra	2.7990	5800.0	76	46781	No
182	GOM_NL__2PRFIN20110209_204135_000000373099_00215_46781_8866.N1	09-FEB-2011 20:41:35	Bright	36.500	5	3Alp Lyr	0.033000	11000.	73	46781	No
183	GOM_NL__2PRFIN20110209_204438_000000713099_00215_46781_8867.N1	09-FEB-2011 20:44:38	Bright	71.000	133	40Zet Her	2.8070	6000.0	142	46781	No
184	GOM_NL__2PRFIN20110209_205013_000000603099_00215_46781_8868.N1	09-FEB-2011 20:50:13	Bright	60.000	59	55Alp Oph	2.0800	8900.0	120	46781	No
185	GOM_NL__2PRFIN20110209_205225_000000593099_00215_46781_8904.N1	09-FEB-2011 20:52:25	Bright	59.000	126	60Bet Oph	2.7700	4250.0	118	46781	No
186	GOM_NL__2PRFIN20110209_205922_000000493099_00215_46781_8905.N1	09-FEB-2011 20:59:22	Dark	48.500	86	35Eta Oph	2.4300	10200.	97	46781	No
187	GOM_NL__2PRFIN20110209_210407_000000663099_00215_46781_8906.N1	09-FEB-2011 21:04:07	Dark	66.000	16	21Alp Sco	1.0200	3000.0	132	46781	No
188	GOM_NL__2PRFIN20110209_210559_000000533099_00215_46781_8907.N1	09-FEB-2011 21:05:59	Dark	53.000	158	6Pi Sco	2.9060	28000.	106	46781	No
189	GOM_NL__2PRFIN20110209_211003_000000463099_00215_46781_8908.N1	09-FEB-2011 21:10:03	Dark	45.500	131	Gam Lup	2.8000	26000.	91	46781	No
190	GOM_NL__2PRFIN20110209_225604_000000443099_00217_46783_8915.N1	09-FEB-2011 22:56:04	Dark	44.000	10	Bet Cen	0.61000	28000.	88	46783	No
191	GOM_NL__2PRFIN20110209_225916_000000493099_00217_46783_8916.N1	09-FEB-2011 22:59:16	Dark	49.000	12	Alp1Cru	0.77500	30000.	98	46783	No
192	GOM_NL__2PRFIN20110209_230145_000000463099_00217_46783_8917.N1	09-FEB-2011 23:01:45	Dark	46.000	99	Del Cen	2.5750	26000.	92	46783	No
193	GOM_NL__2PRFIN20110209_230502_000000463099_00217_46783_8918.N1	09-FEB-2011 23:05:02	Dark	45.500	113	Mu Vel	2.6920	5000.0	91	46783	No
194	GOM_NL__2PRFIN20110209_231909_000000503099_00217_46783_8919.N1	09-FEB-2011 23:19:09	Straylight	50.000	48	30Alp Hya	1.9770	4100.0	100	46783	No
195	GOM_NL__2PRFIN20110209_234234_000000473099_00217_46783_8920.N1	09-FEB-2011 23:42:34	Bright	47.000	82	48Bet UMa	2.3650	10600.	94	46783	No
196	GOM_NL__2PRFIN20110209_234942_000000393099_00217_46783_8921.N1	09-FEB-2011 23:49:42	Bright	39.000	60	7Bet UMi	2.0810	3950.0	78	46783	No
197	GOM_NL__2PRFIN20110209_235431_000000413099_00217_46783_8922.N1	09-FEB-2011 23:54:31	Bright	40.500	119	14Eta Dra	2.7270	4700.0	81	46783	No
198	GOM_NL__2PRFIN20110209_235803_000000413099_00217_46783_8923.N1	09-FEB-2011 23:58:03	Bright	40.500	130	23Bet Dra	2.7990	5800.0	81	46783	No

3. Quality information per product

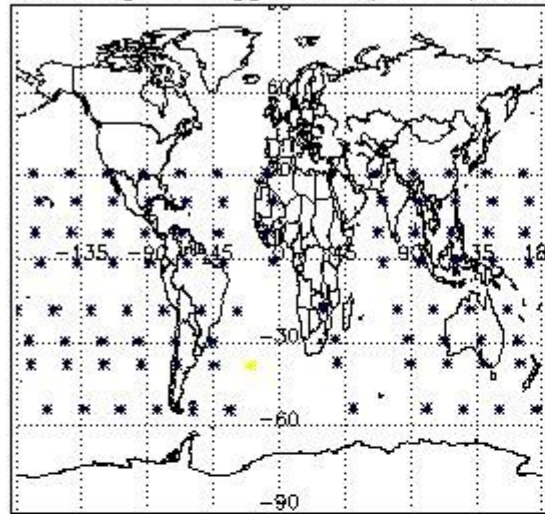
In this section it is plotted some information contained in the Quality Summary data set of the level 2 products. Only products in dark limb conditions and without errors (error flag in the MPH set to "0") are used.

3.1 Plot quality information per product (time dependant)

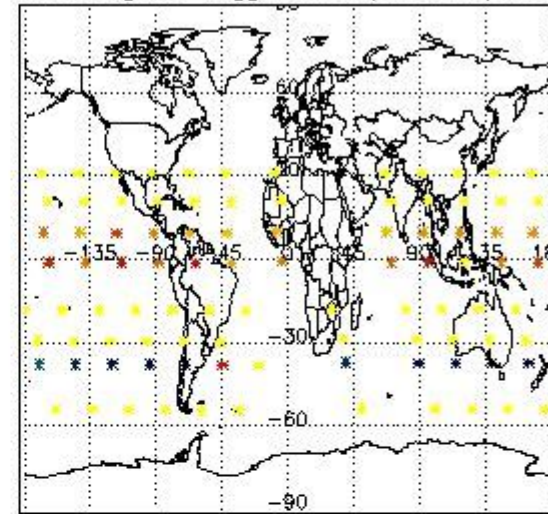


3.2 Plot quality information per product (world map)

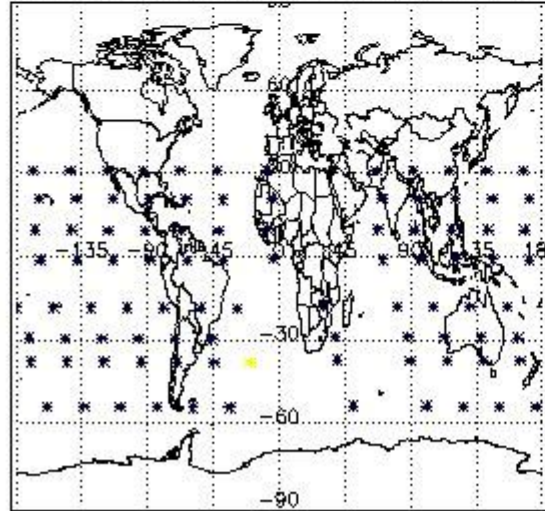
Percentage of flagged data per O3 profile



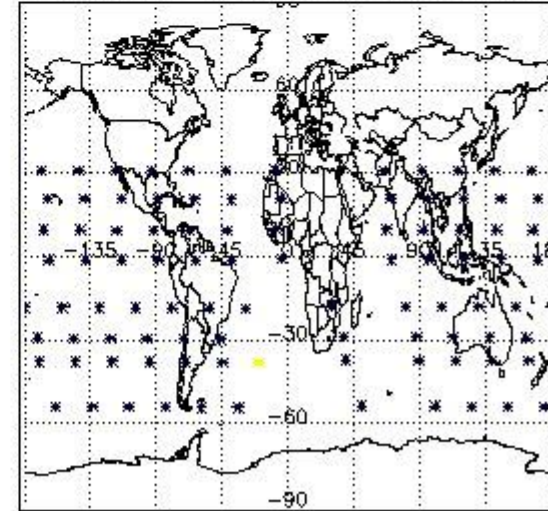
Percentage of flagged data per H2O profile



Percentage of flagged data per NO2 profile



Percentage of flagged data per NO3 profile

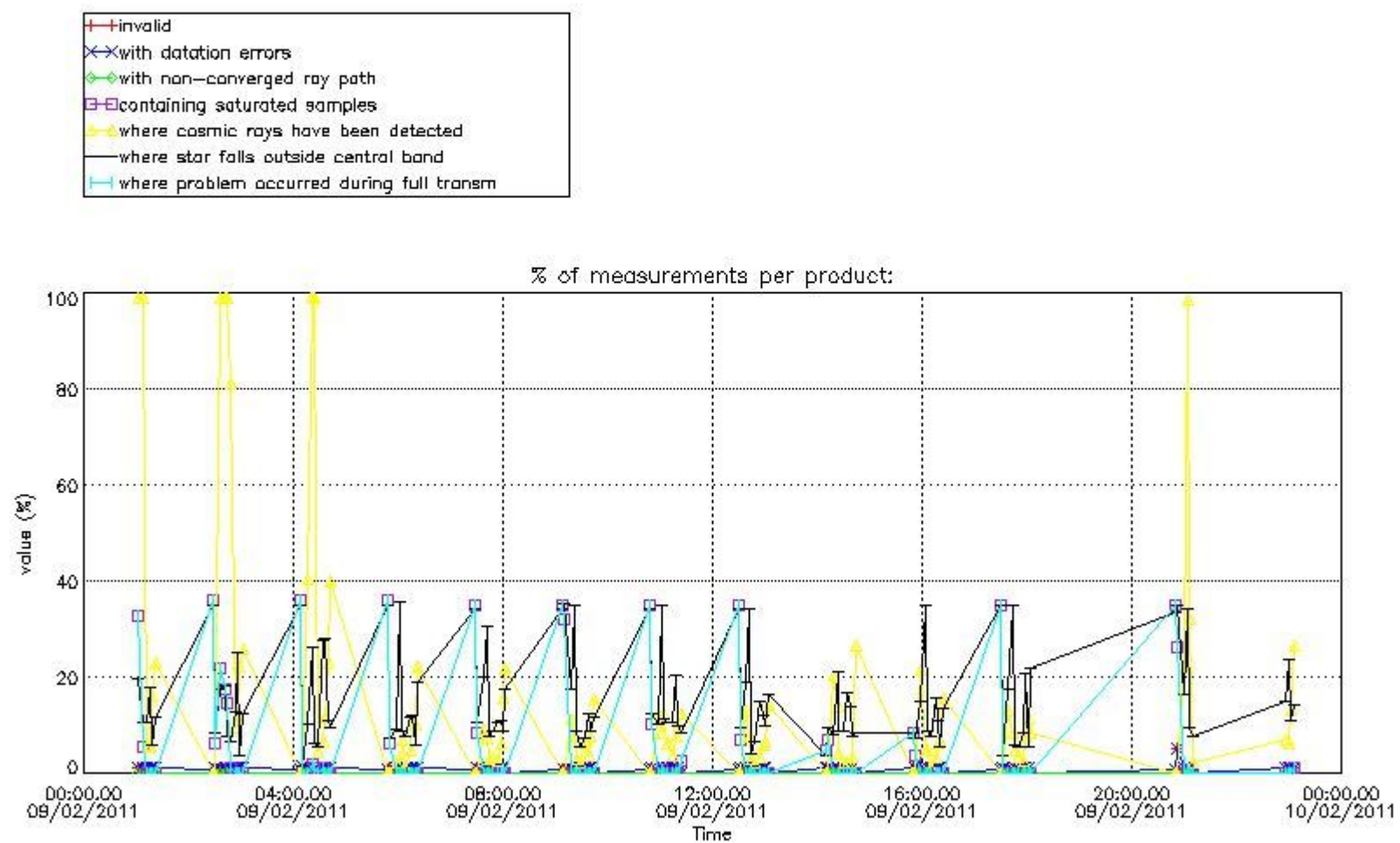


4. Level 1 quality information per product

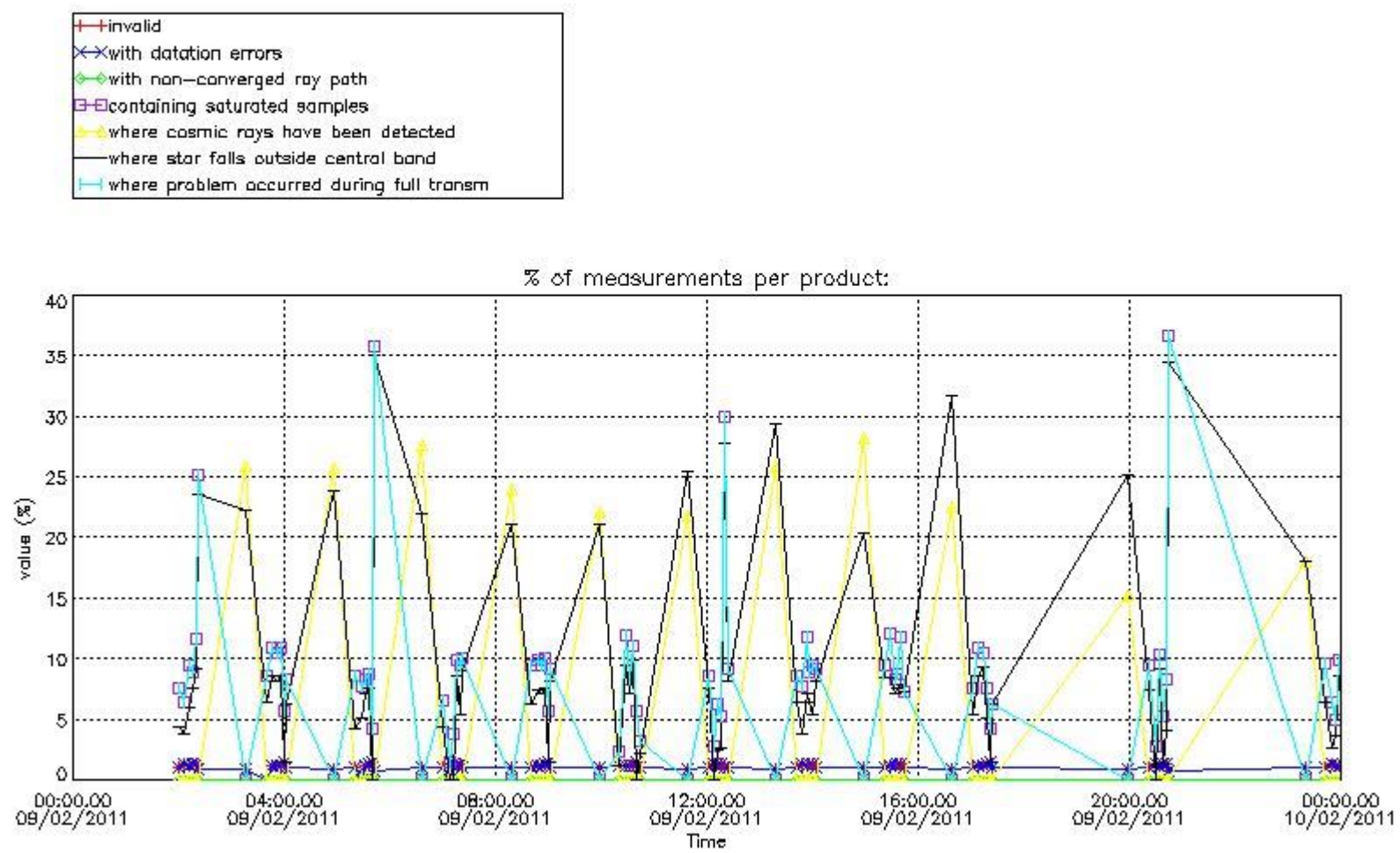
In this section it is plotted some information contained in the Quality Summary data set of the level 2 products that comes from the level 1b processing. Products without errors (error flag in the MPH set to "0") are used.

4.1 Plot quality information per product (time dependant) coming from level 1b processing

4.1.1 Plot level 1 quality information per product (time dependant): ENVISAT ASCENDING passes



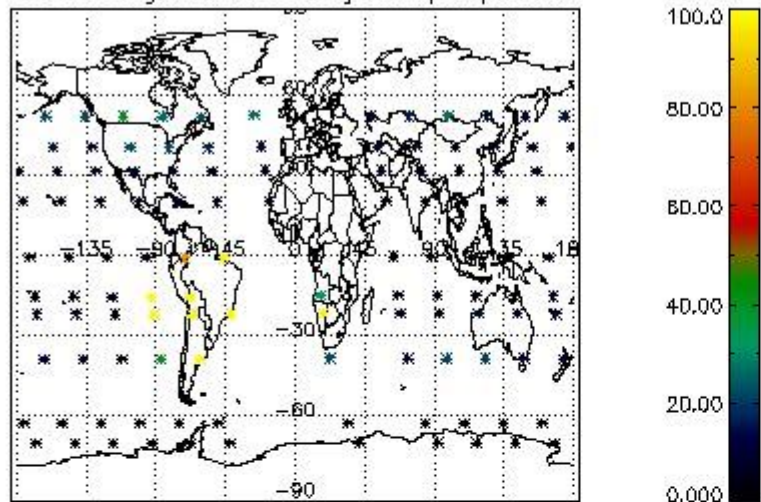
4.1.2 Plot level 1 quality information per product (time dependant): ENVI SAT DESCENDING passes



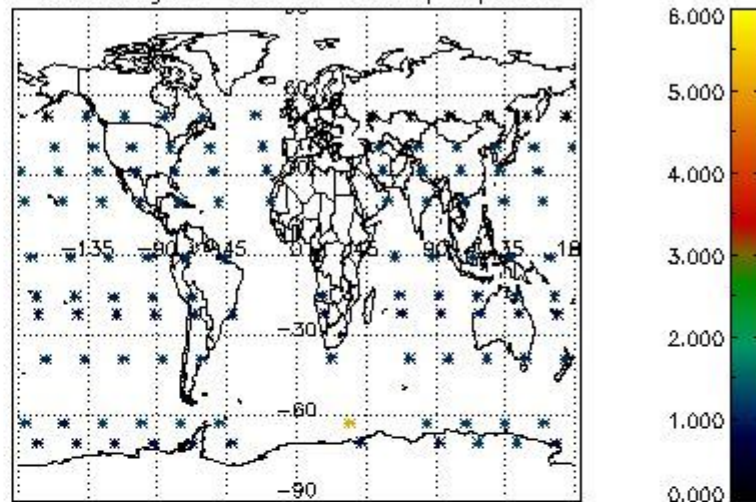
4.2 Plot quality information per product coming from level 1b processing (world map)

4.2.1 Plot level 1 quality information per product (world map): ENVISAT ASCENDING passes

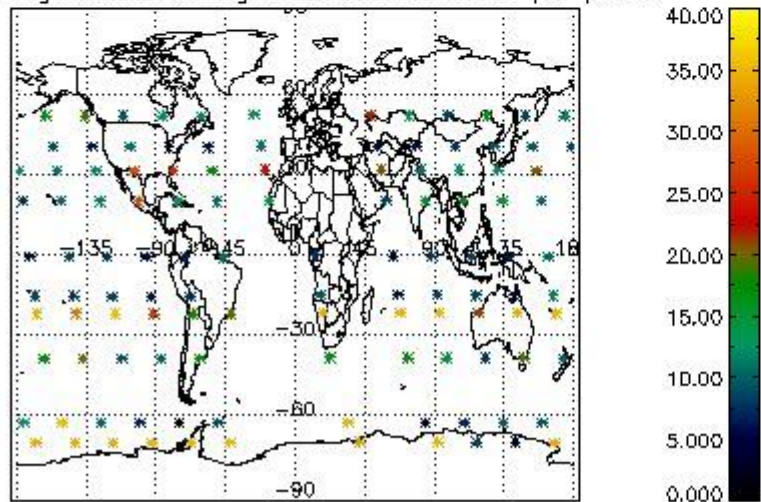
Percentage of cosmic ray hits per profile



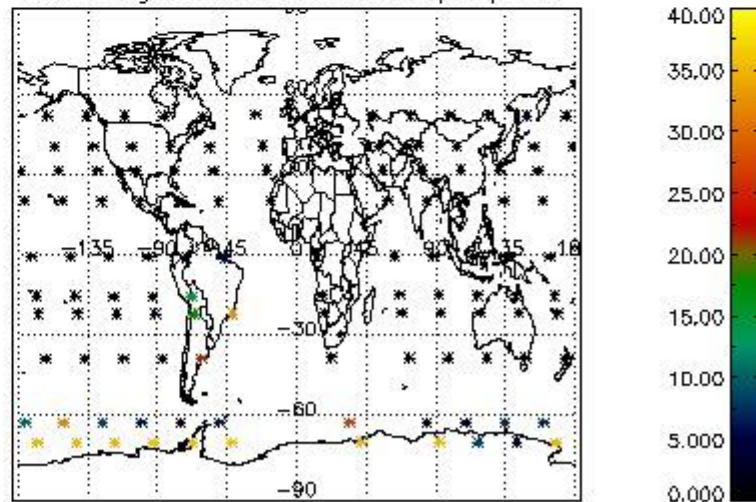
Percentage of datation errors per profile



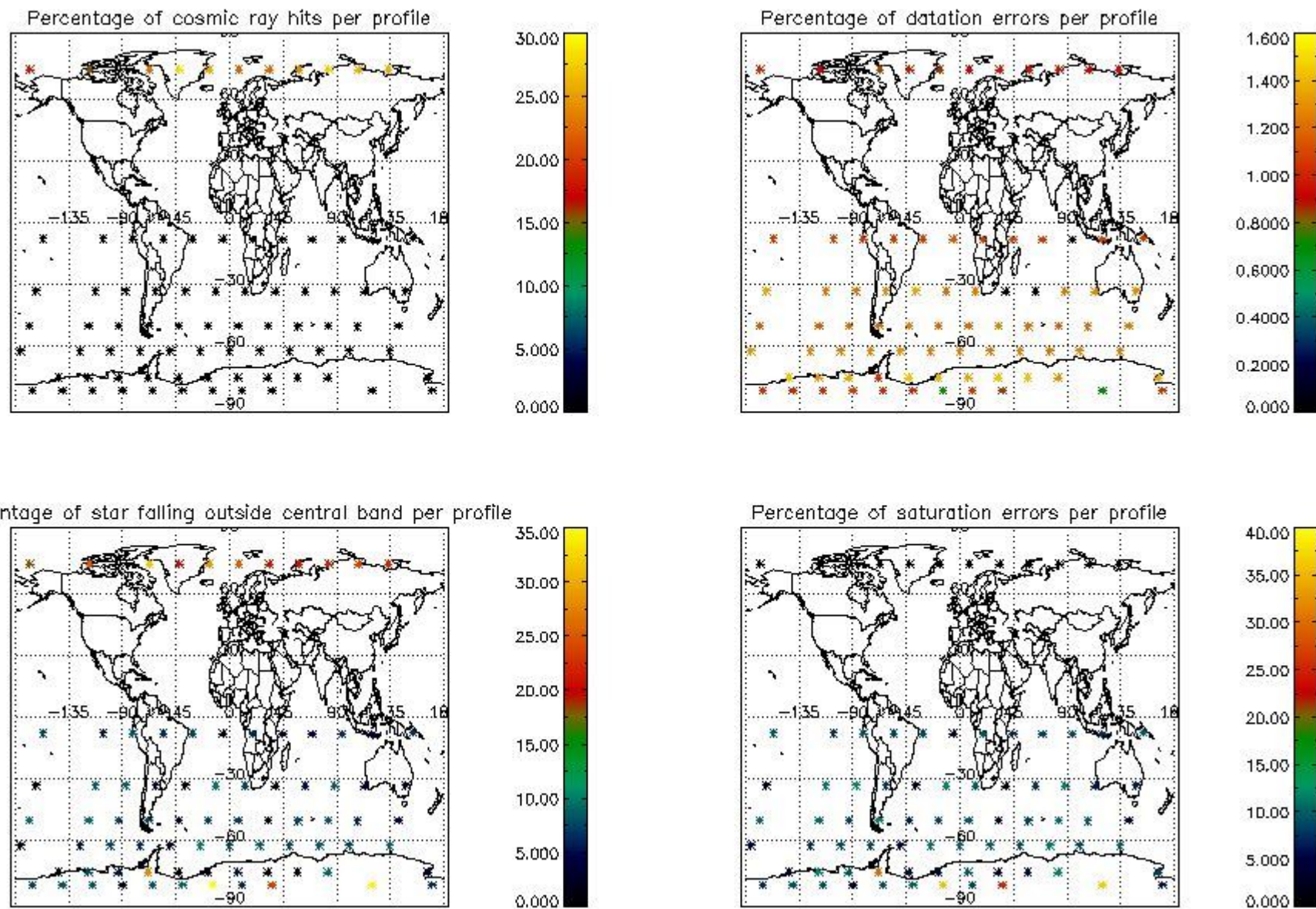
Percentage of star falling outside central band per profile



Percentage of saturation errors per profile



4.2.2 Plot level 1 quality information per product (world map): ENVISAT DESCENDING passes



5. Trace gas profiles

5.1 Ozone statistics based on quality of products

The final quality of the products can be "measured" using the STD (Standard Deviation) attached to every point profile. This information is written to the parameter GOM_NL__2P/NL_LOCAL_SPECIES_DENSITY/o3_std of the level 2 products. The table below shows the statistics for given STD ranges.

The statistics are given with respect to the overall valid production:

- Products without fatal errors: GOM_NL__2P/MPH/PRODUCT_ERR=0
- Valid point profile: GOM_NL__2P/NL_LOCAL_SPECIES_DENSITY/pcd(0)=0

The 'Criteria' is applied to valid points of dark limb products:

- Products in dark limb illumination condition: GOM_NL__2P/NL_SUMMARY_QUALITY/obs_ill_cond=0
- Products without fatal errors: GOM_NL__2P/MPH/PRODUCT_ERR=0
- Valid point profile: GOM_NL__2P/NL_LOCAL_SPECIES_DENSITY/pcd(0)=0

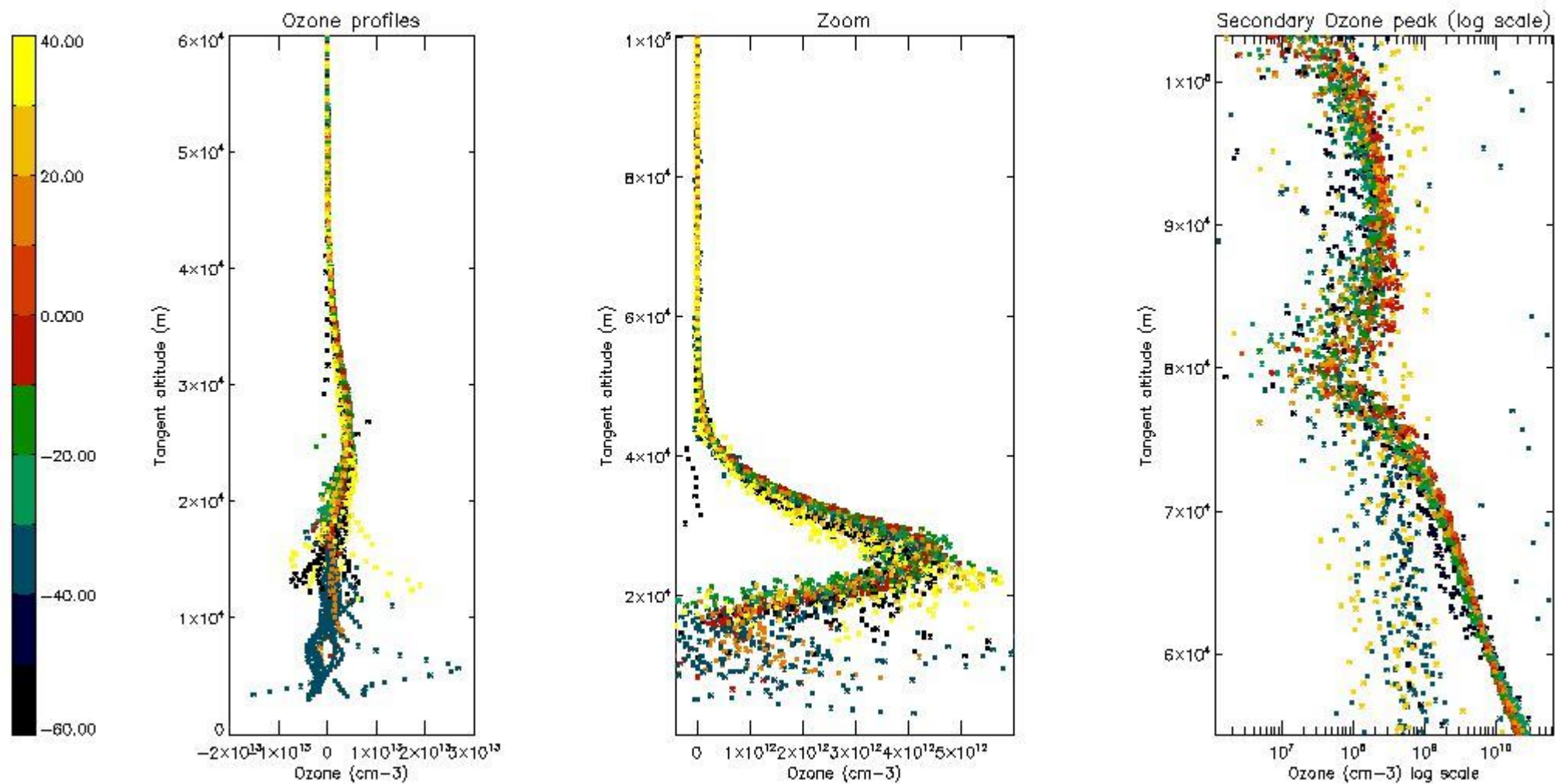
So, the table below shows the percentage of dark limb and valid observations for each criteria with respect to the overall valid daily observations.

Criteria	% of total production
All STD	49
STD < 20	25

STD < 10	21
STD < 5	14

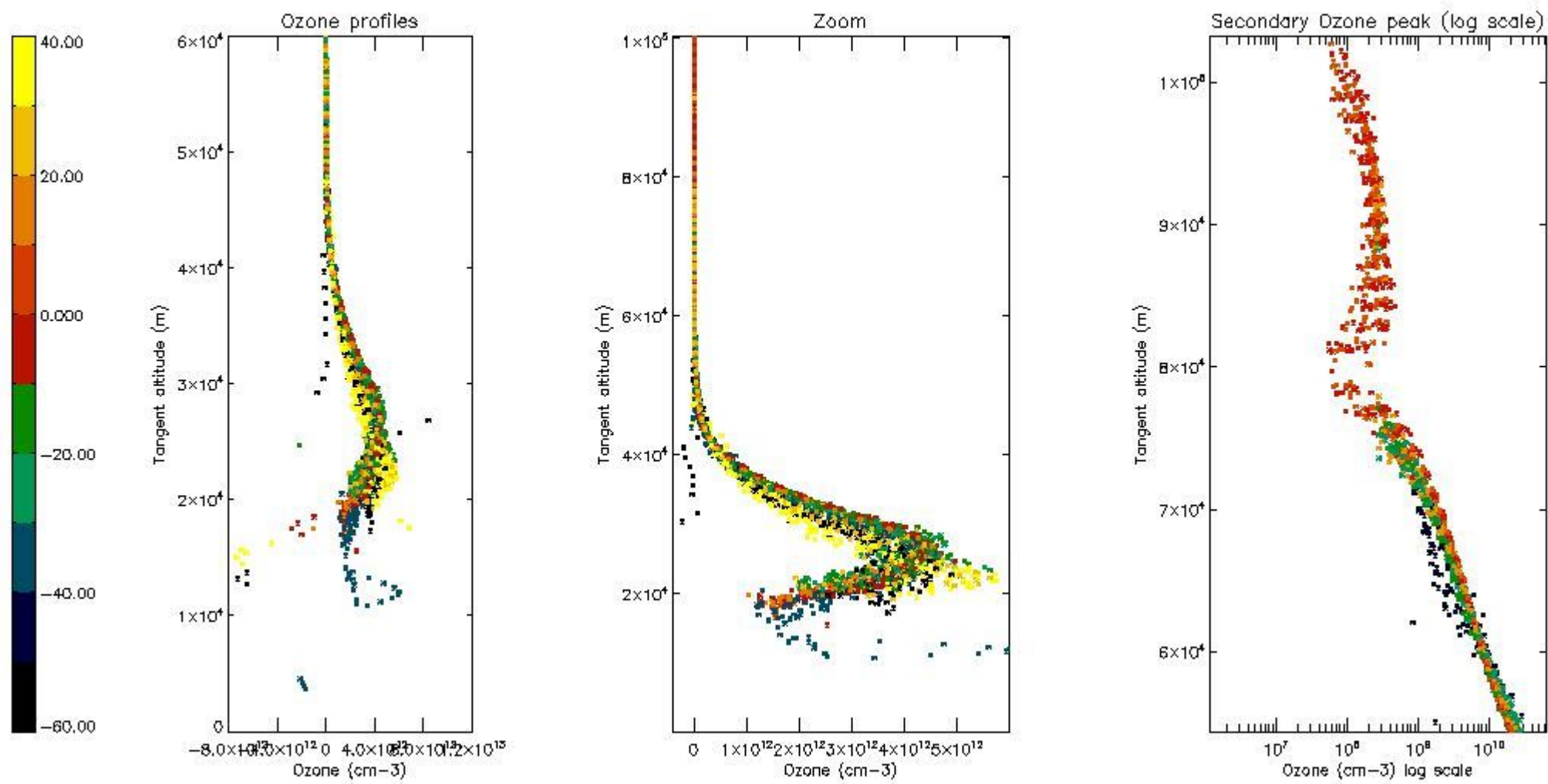
5.2 Plot ozone profiles for all STD (dark without errors)

The colorbar represents the latitude.



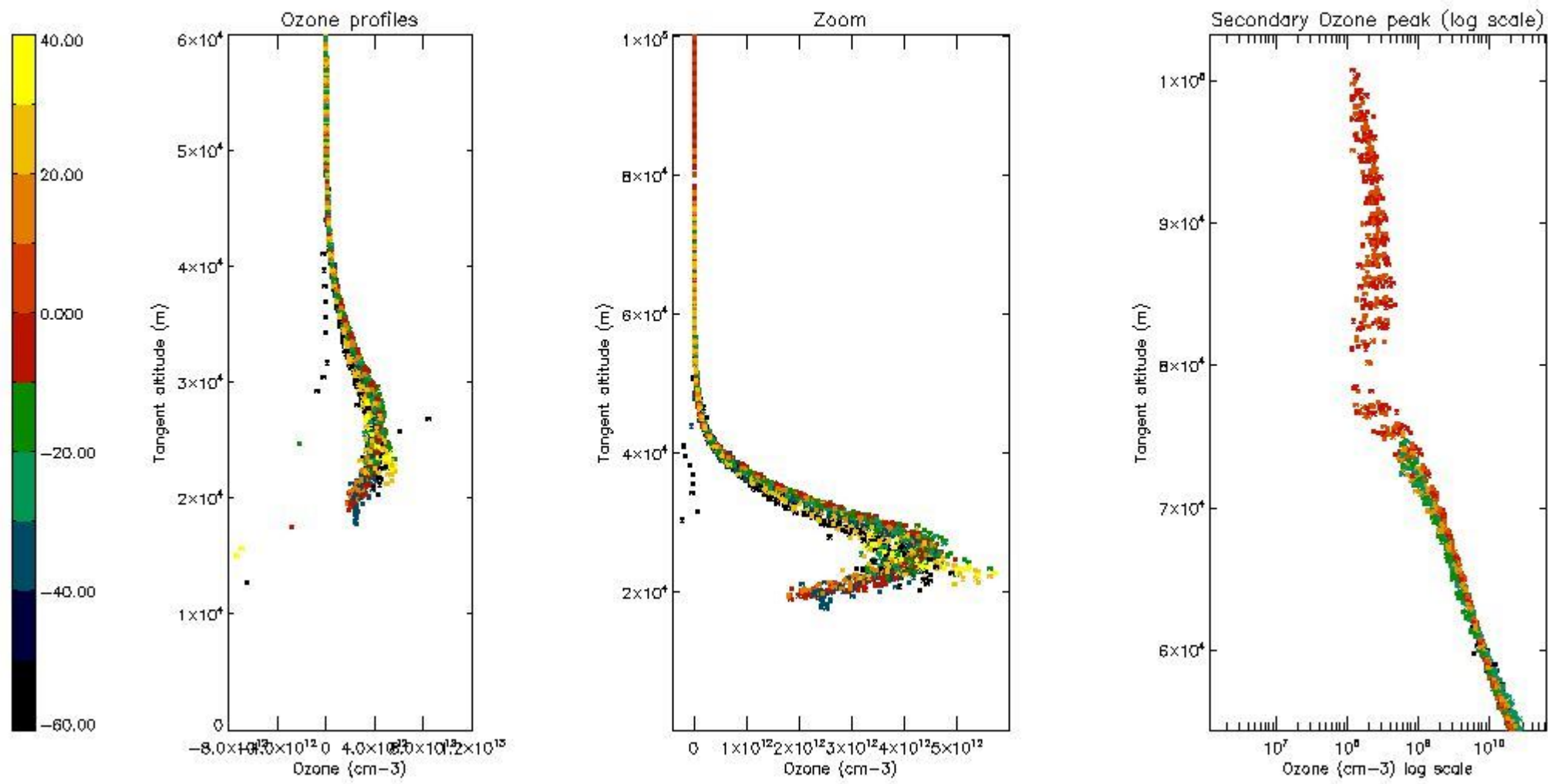
5.3 Plot ozone profiles where STD < 20% (dark without errors)

The colorbar represents the latitude.



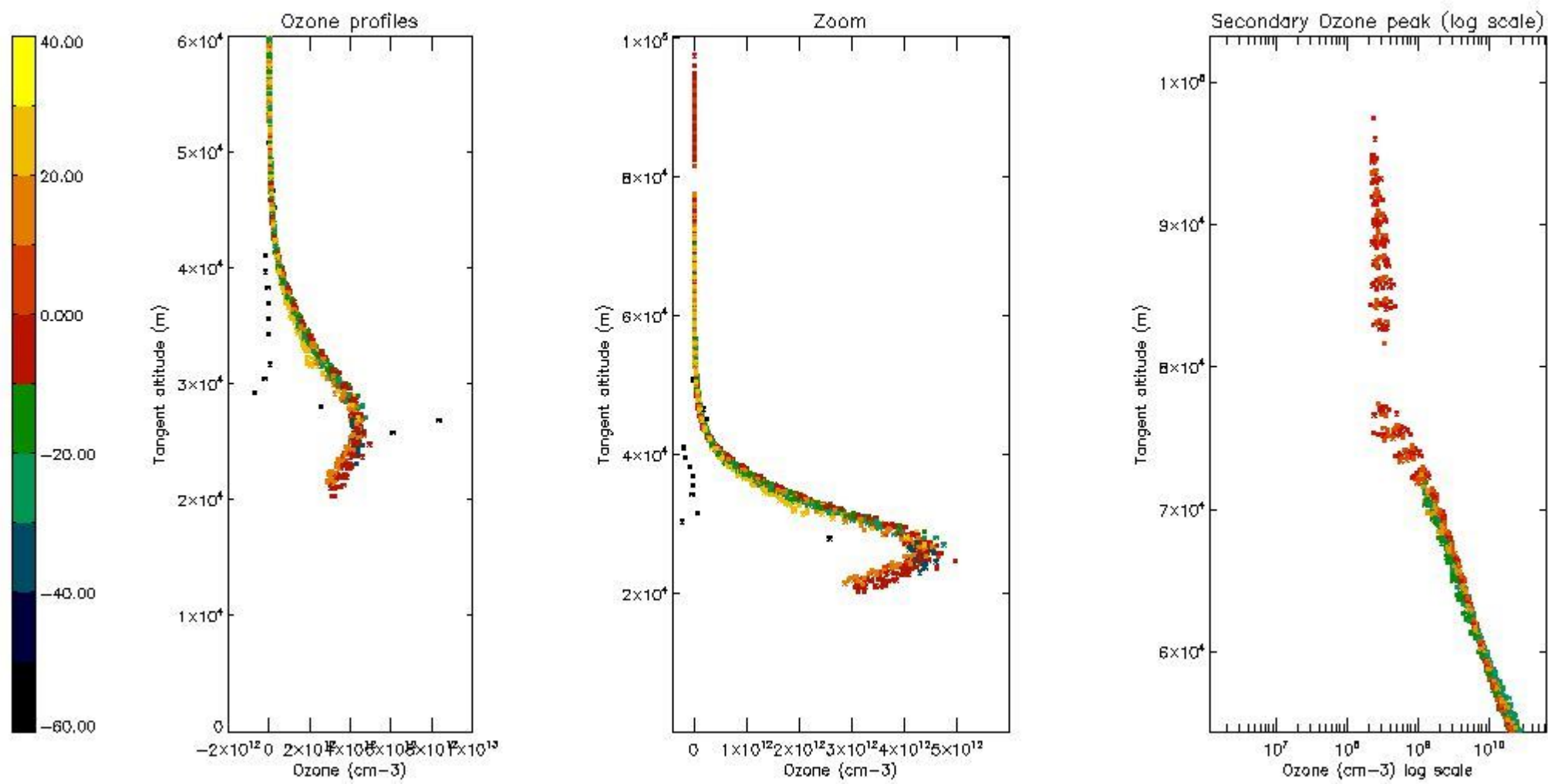
5.4 Plot ozone profiles where $STD < 10\%$ (dark without errors)

The colorbar represents the latitude.



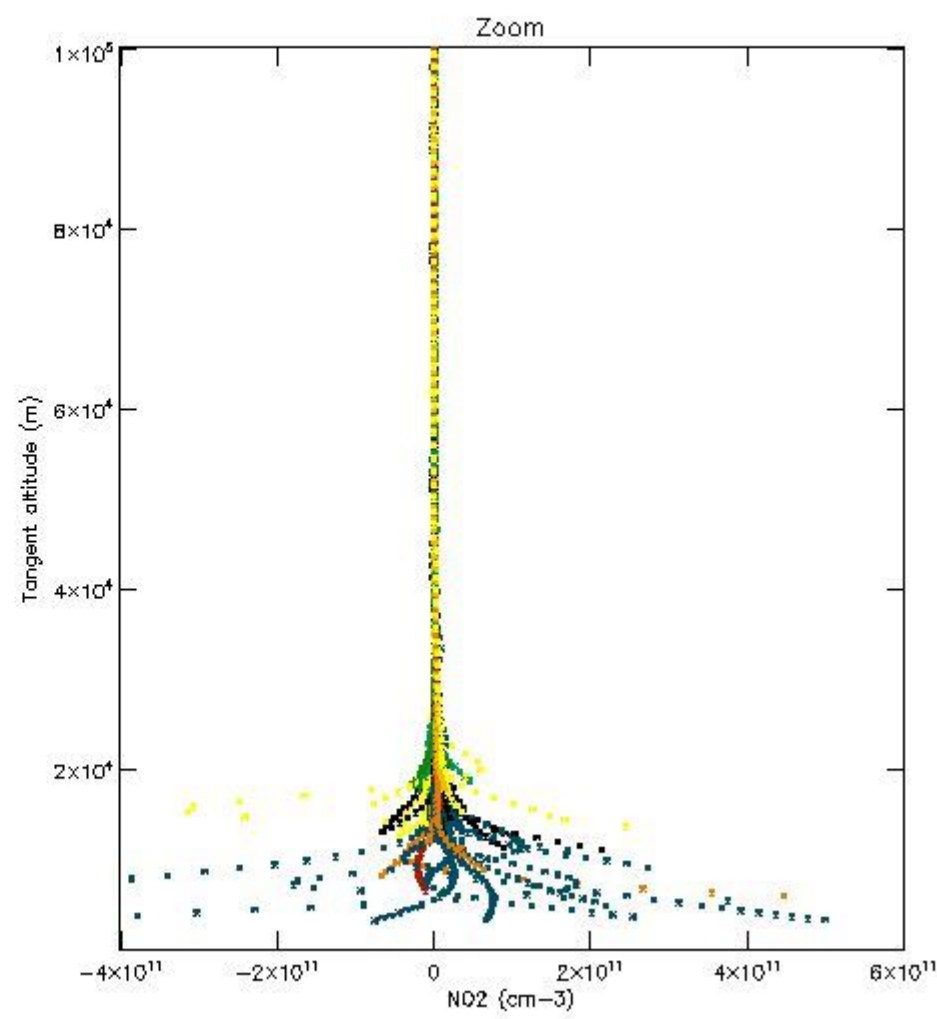
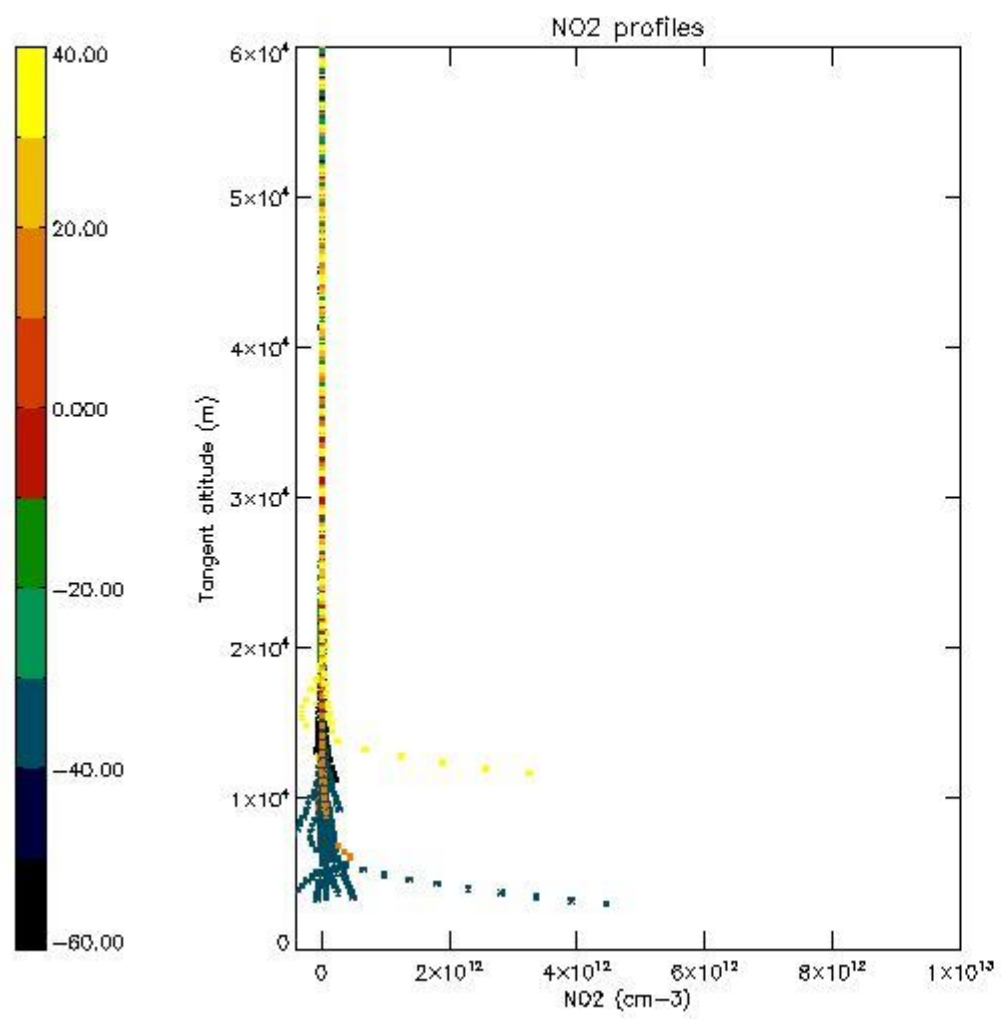
5.5 Plot ozone profiles where STD < 5% (dark without errors)

The colorbar represents the latitude.



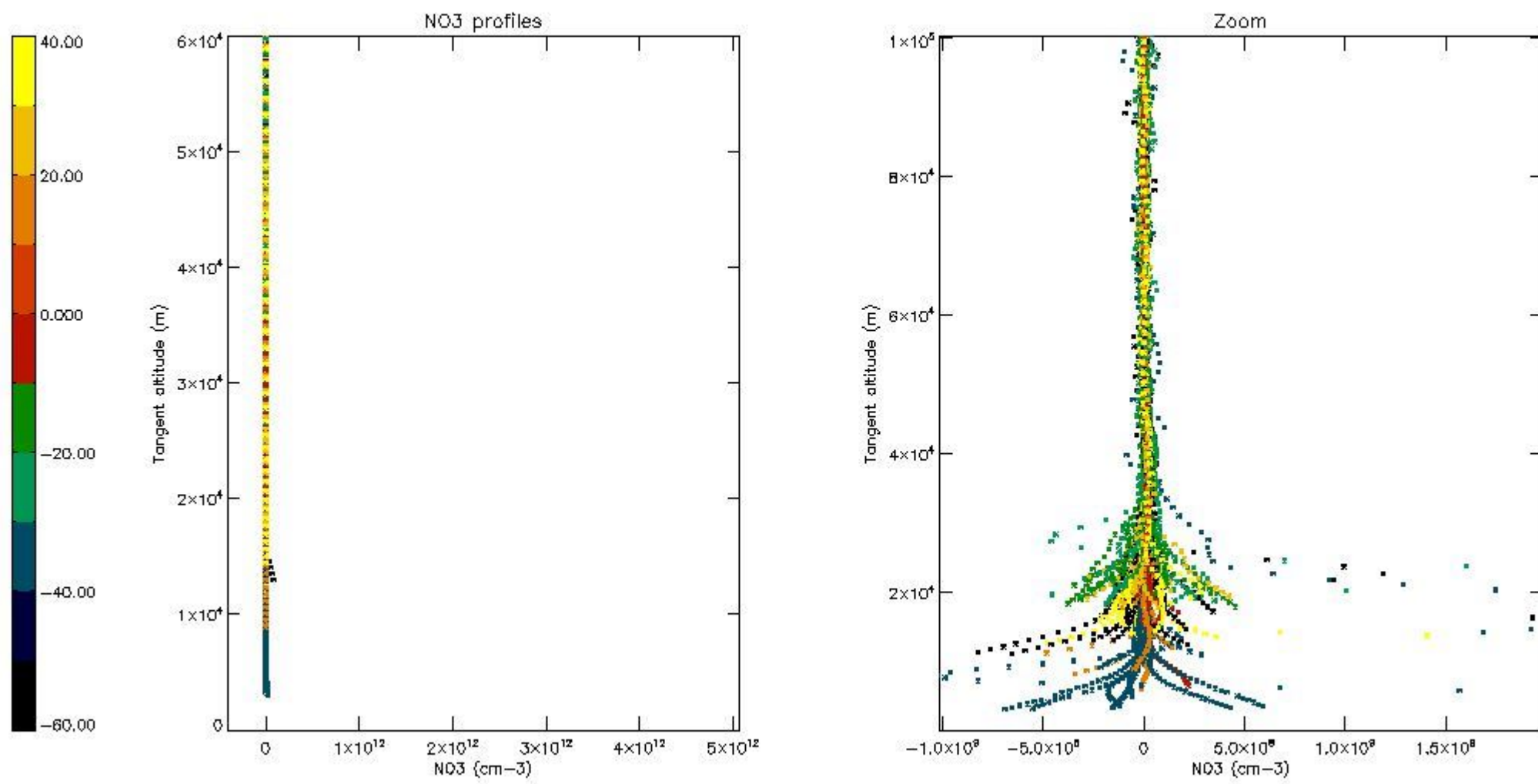
5.6 Plot NO₂ profiles for all STD (dark without errors)

The colorbar represents the latitude.



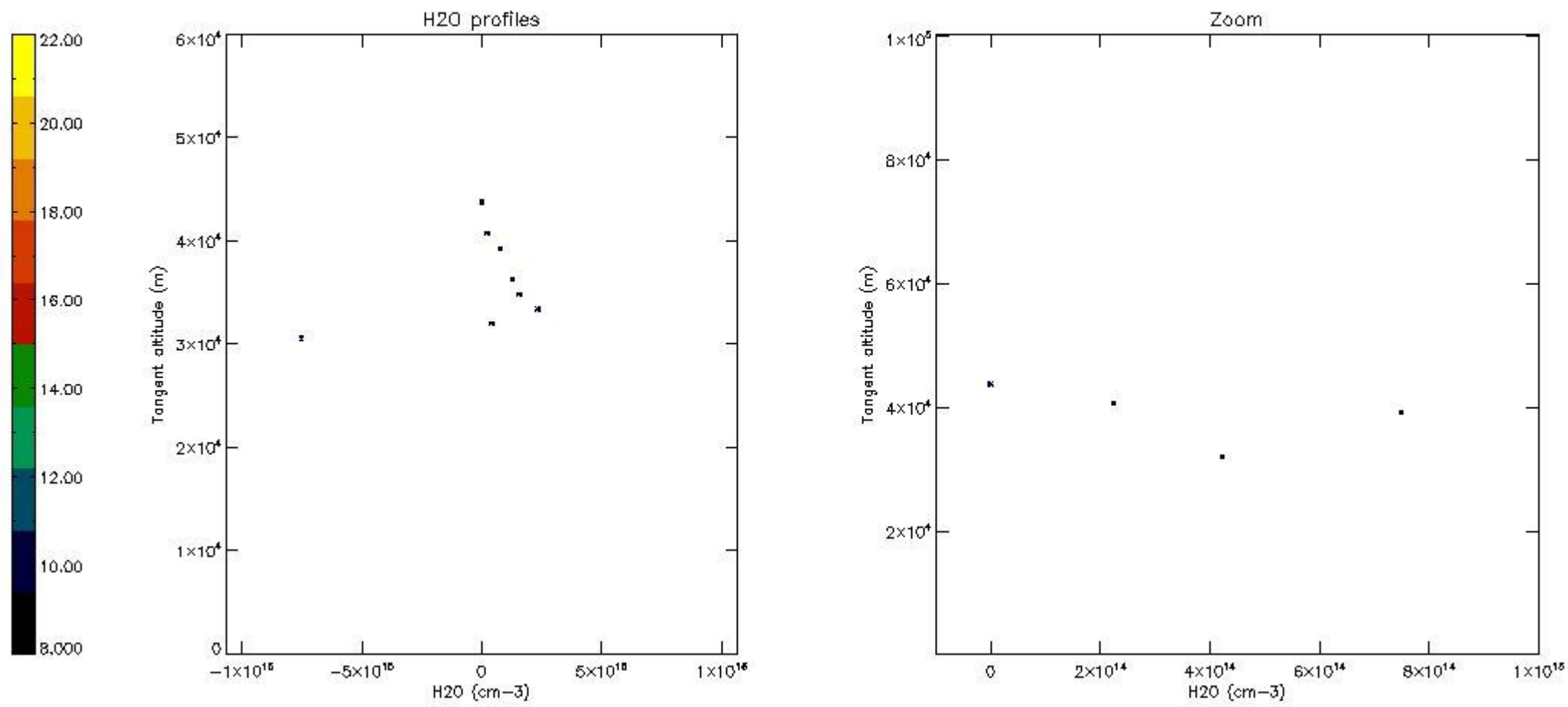
5.7 Plot NO3 profiles for all STD (dark without errors)

The colorbar represents the latitude.



5.8 Plot H2O profiles for all STD (only for occultations of stars 1,2,3,4,13,14,16,26,63 dark without errors)

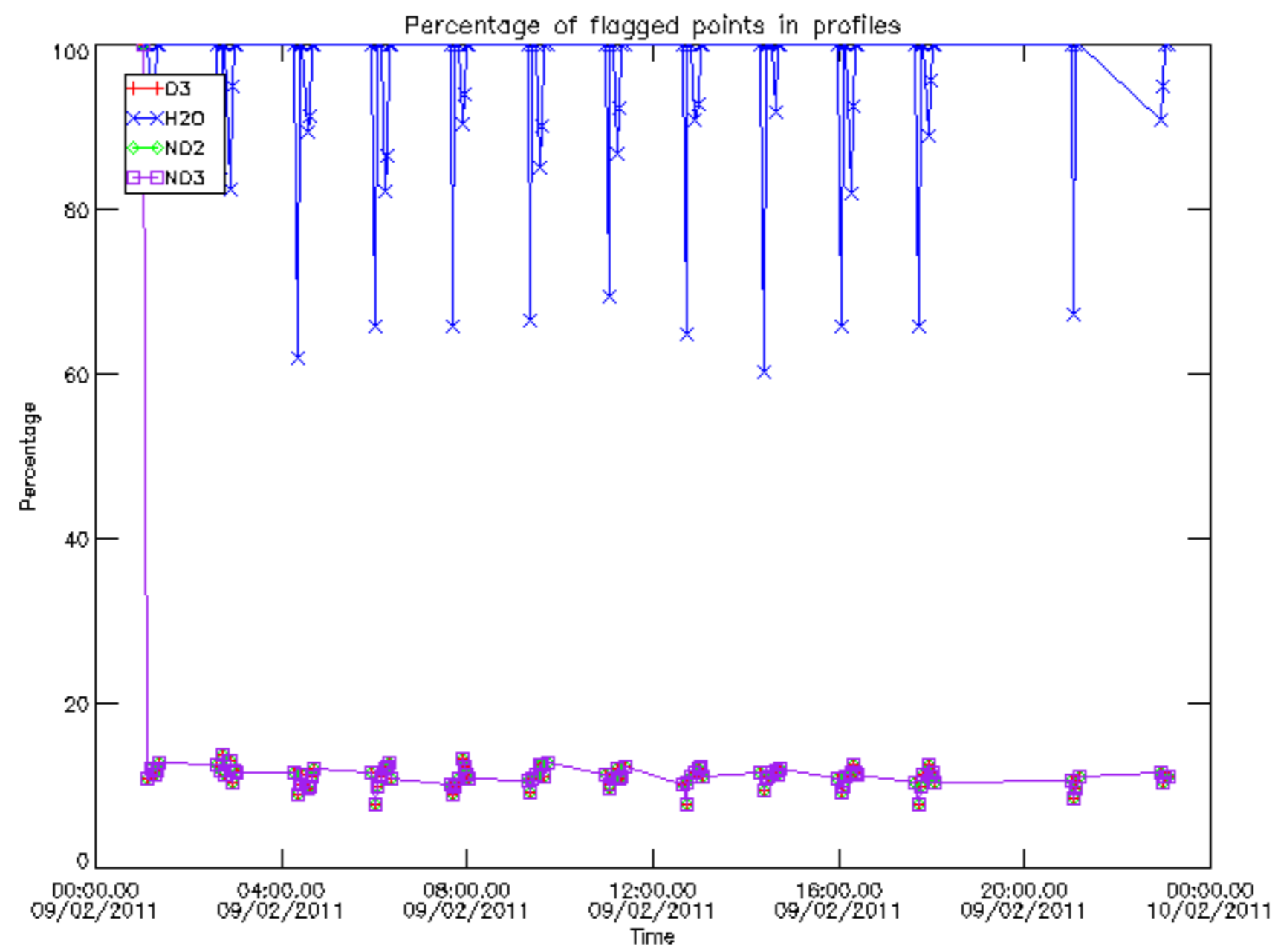
The colorbar represents the latitude.



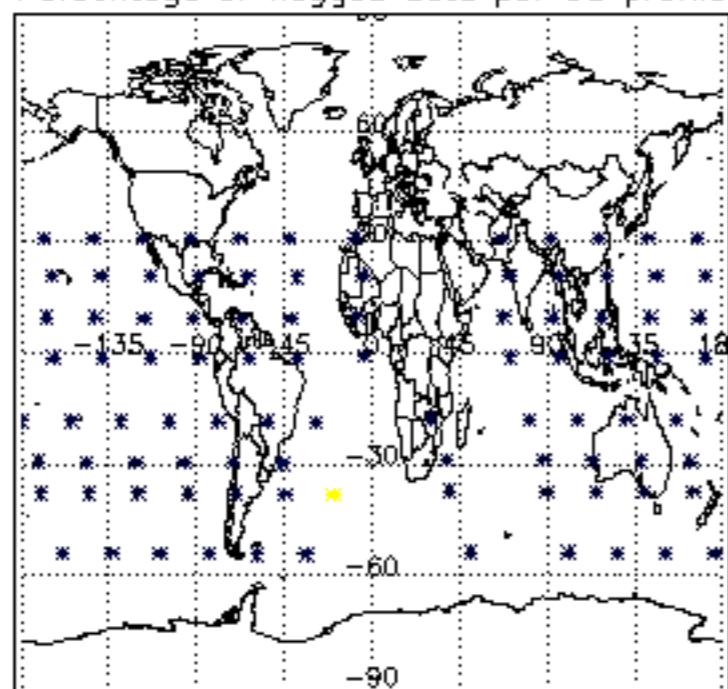
6. Auxiliary Data Files used for the production reported in section 2

The number reported in the third column indicates since which file (see list in section 2) the corresponding auxiliary file has been used. The fourth column is the date of those product files.

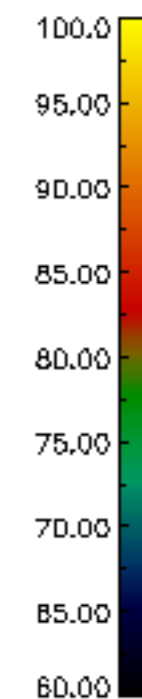
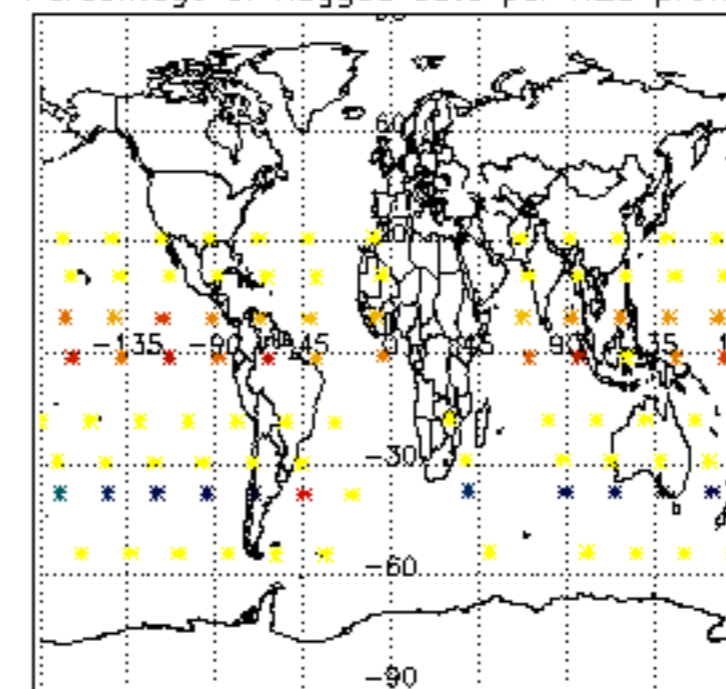
Type	Auxiliary Filename	Used since product	Used since product date
INST_PHYS_CHARACTERISTICS	GOM_INS_AXVIEC20091111_143220_20030716_120000_20500101_000000	1	09-FEB-2011 00:56:26
LEVEL-2_PROC_CONFIG	GOM_PR2_AXVIEC20091111_152718_20020301_000000_20500101_000000	1	09-FEB-2011 00:56:26
CROSS_SECTIONS_FILE	GOM_CRS_AXVIEC20091111_154832_20020301_000000_20500101_000000	1	09-FEB-2011 00:56:26



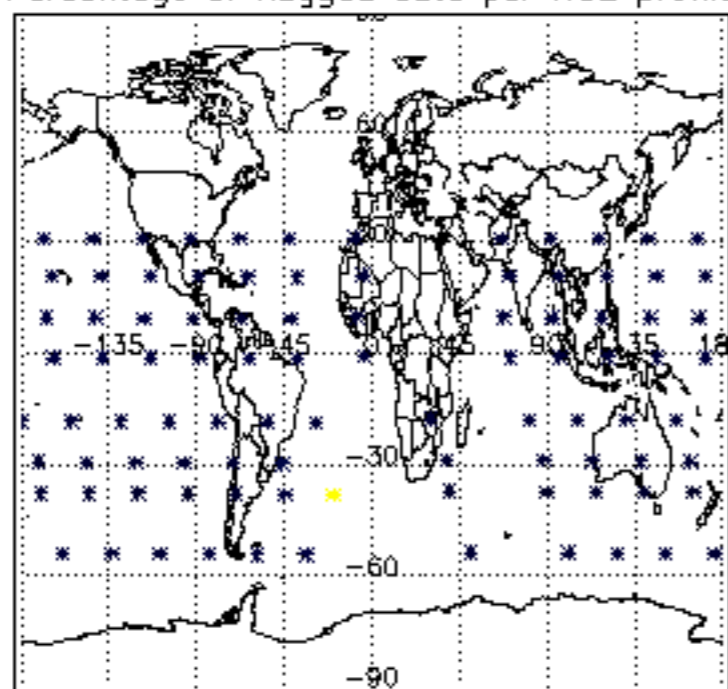
Percentage of flagged data per D3 profile



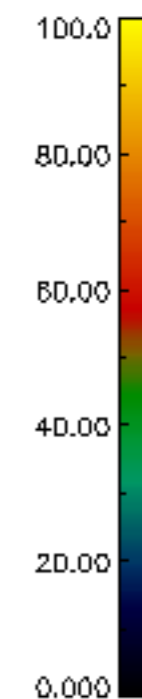
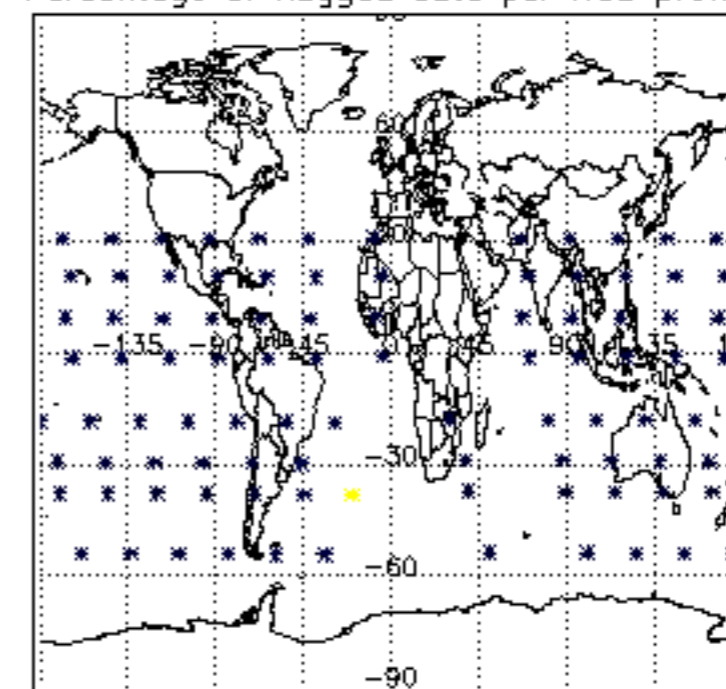
Percentage of flagged data per H2O profile

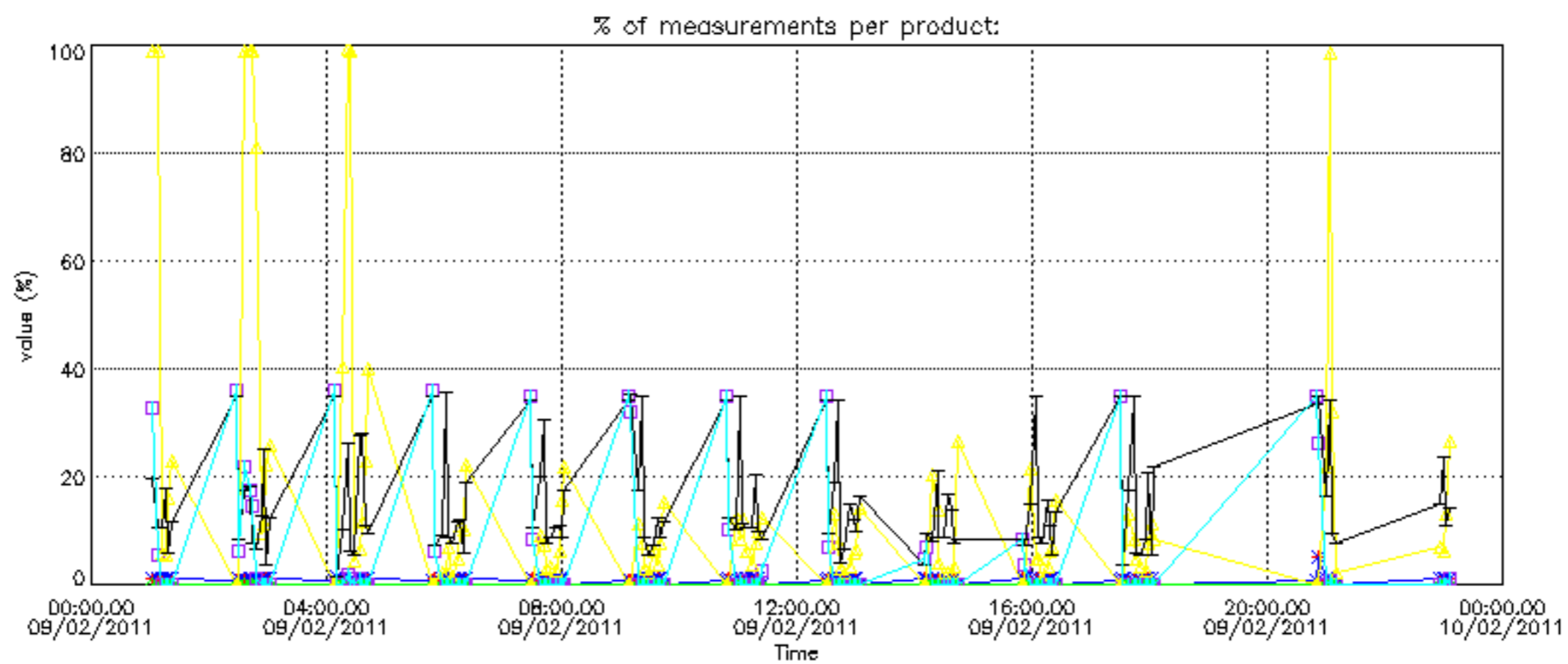


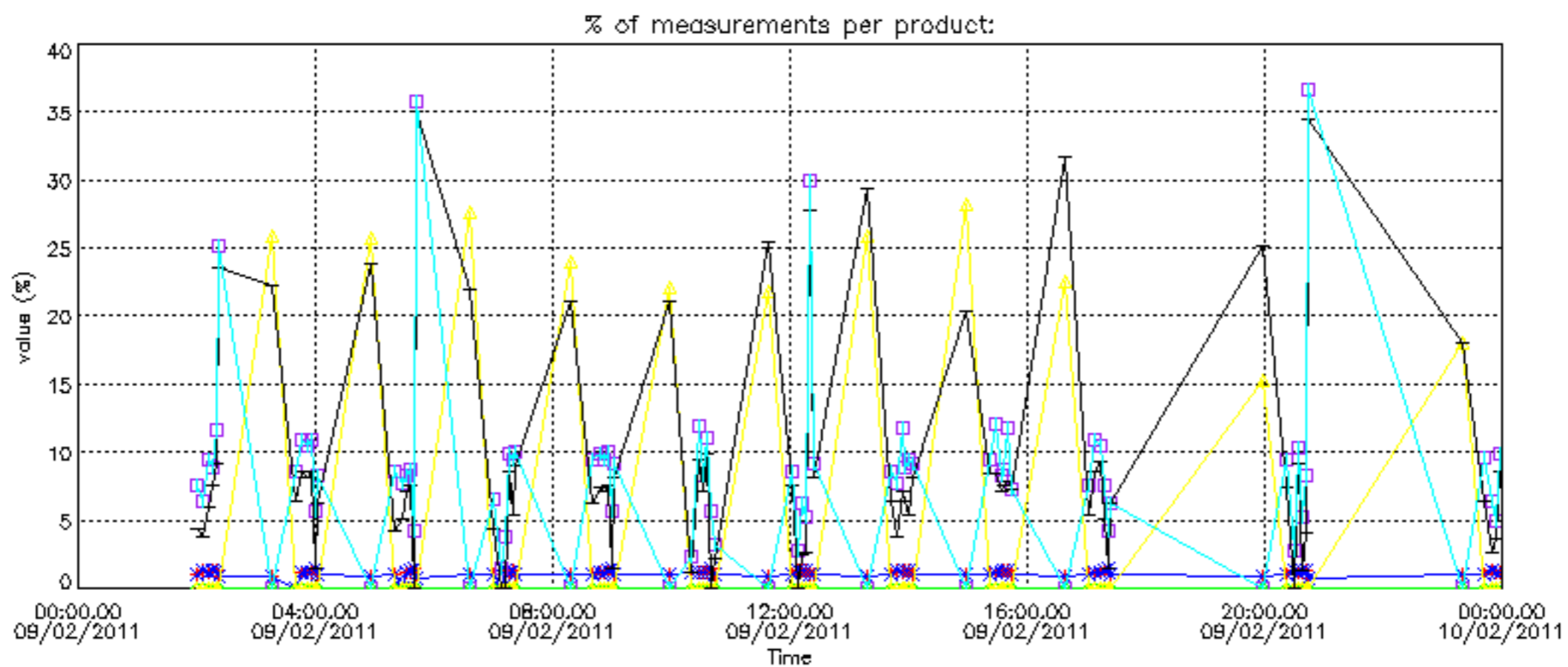
Percentage of flagged data per NO2 profile



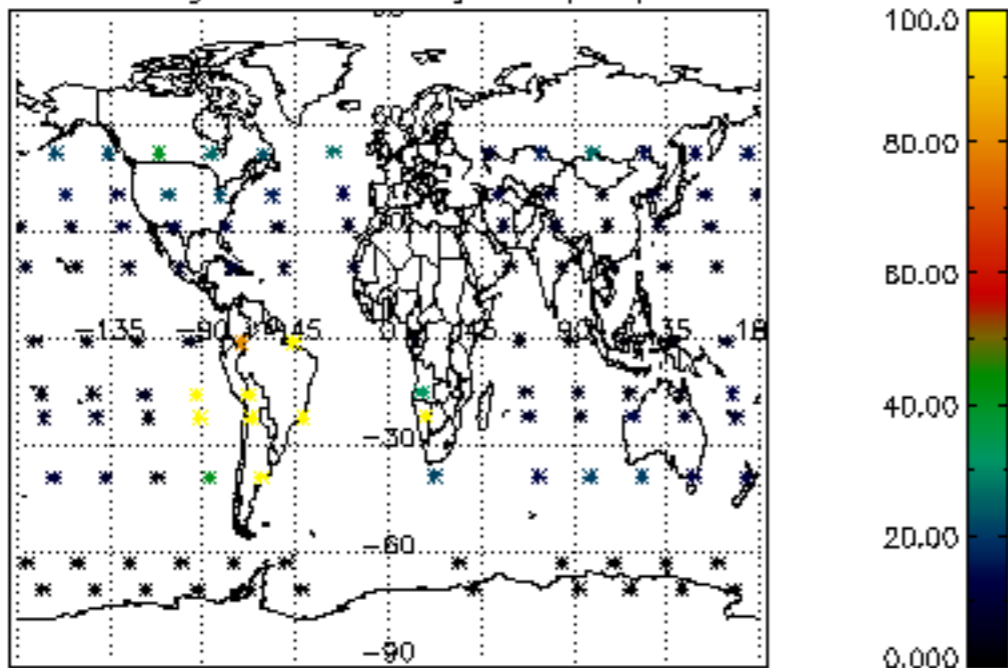
Percentage of flagged data per NO3 profile



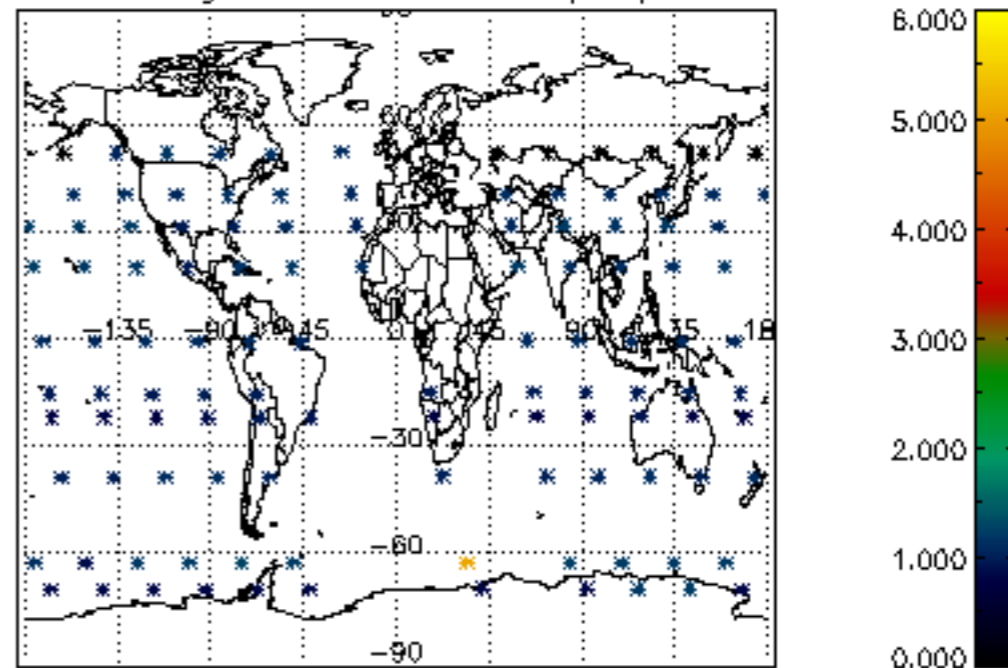




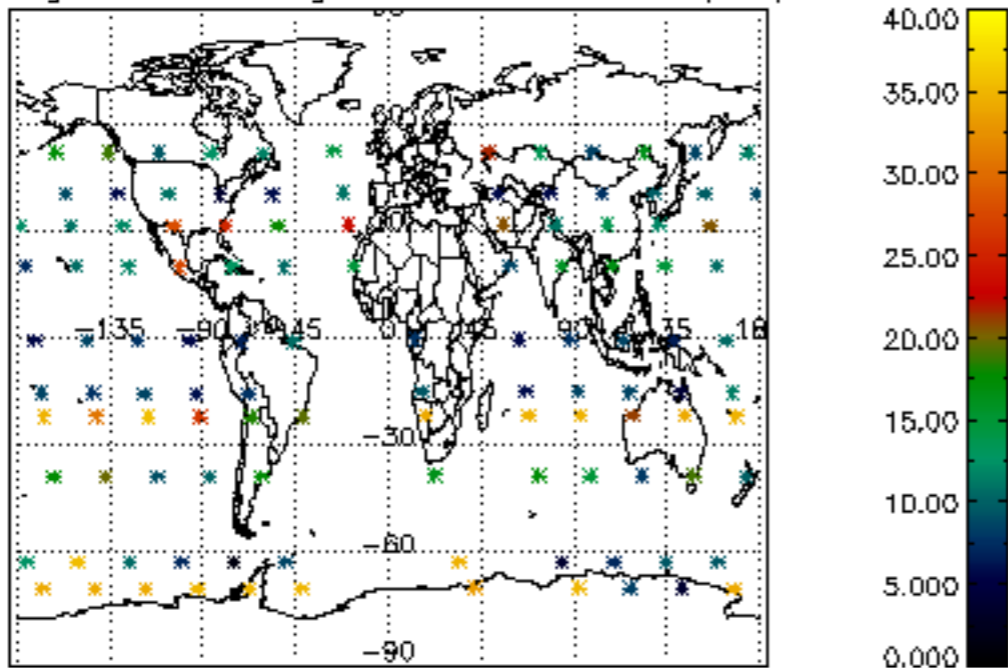
Percentage of cosmic ray hits per profile



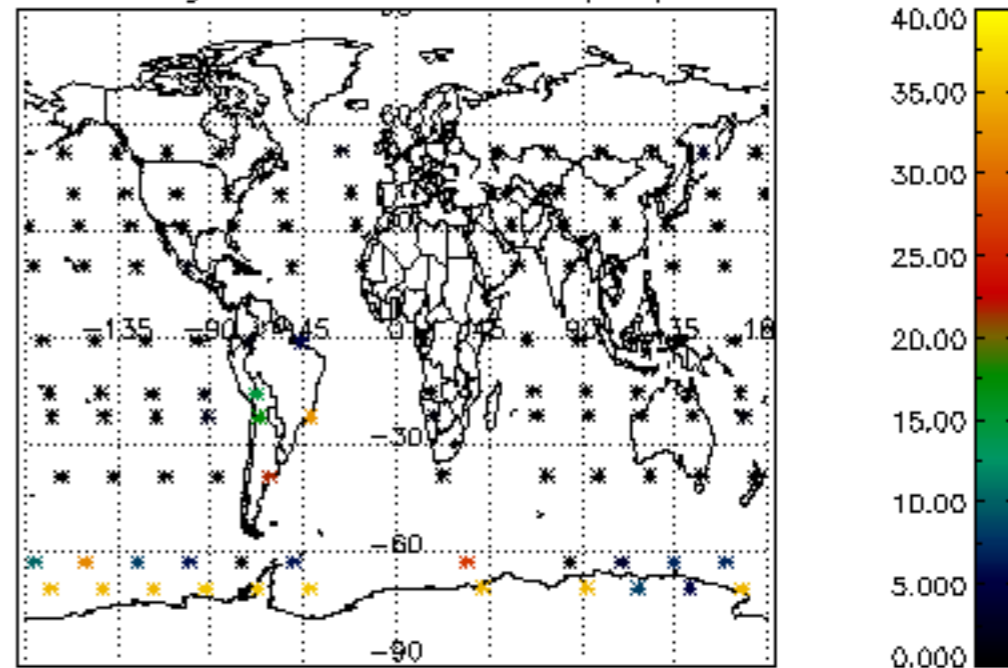
Percentage of datation errors per profile



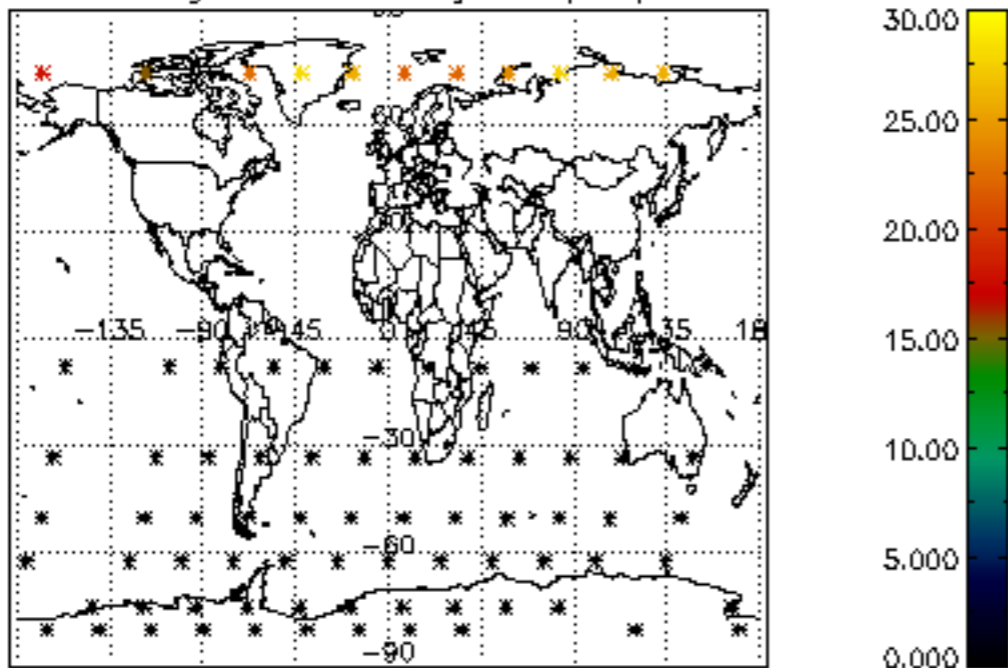
Percentage of star falling outside central band per profile



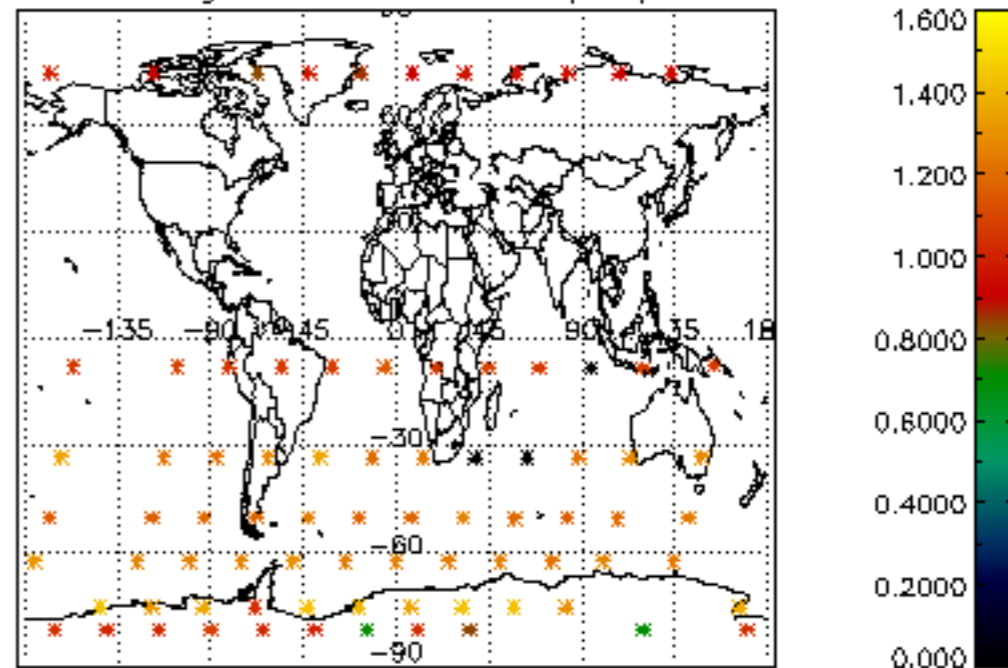
Percentage of saturation errors per profile



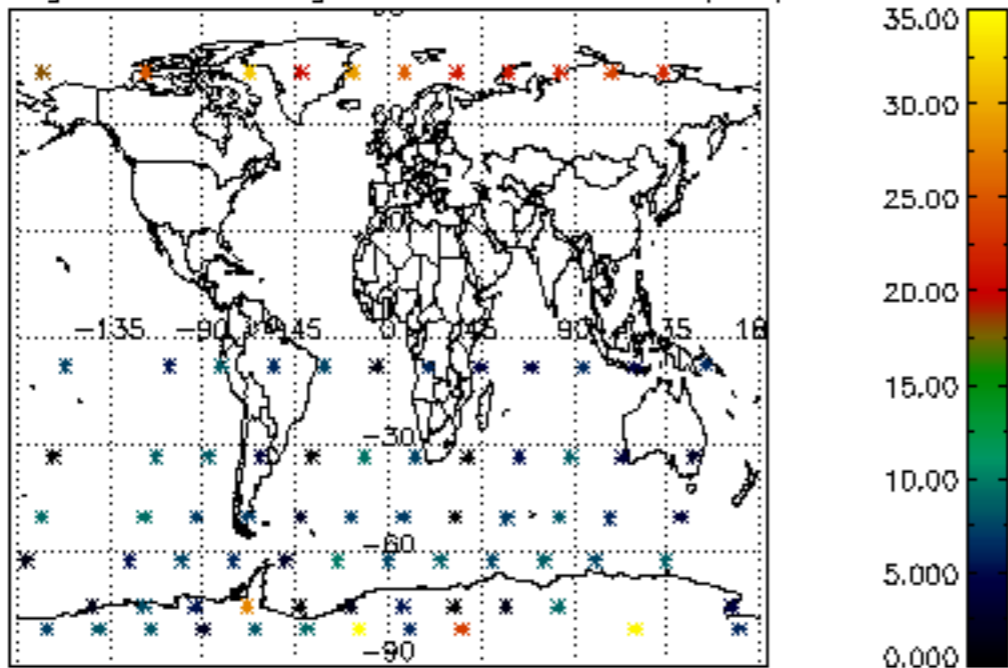
Percentage of cosmic ray hits per profile



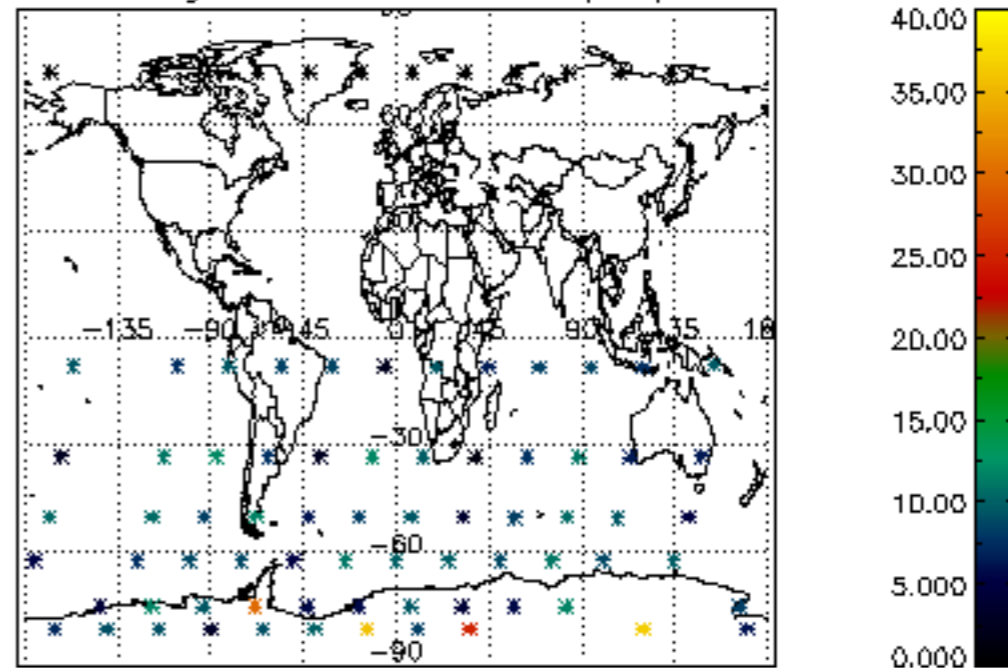
Percentage of datation errors per profile

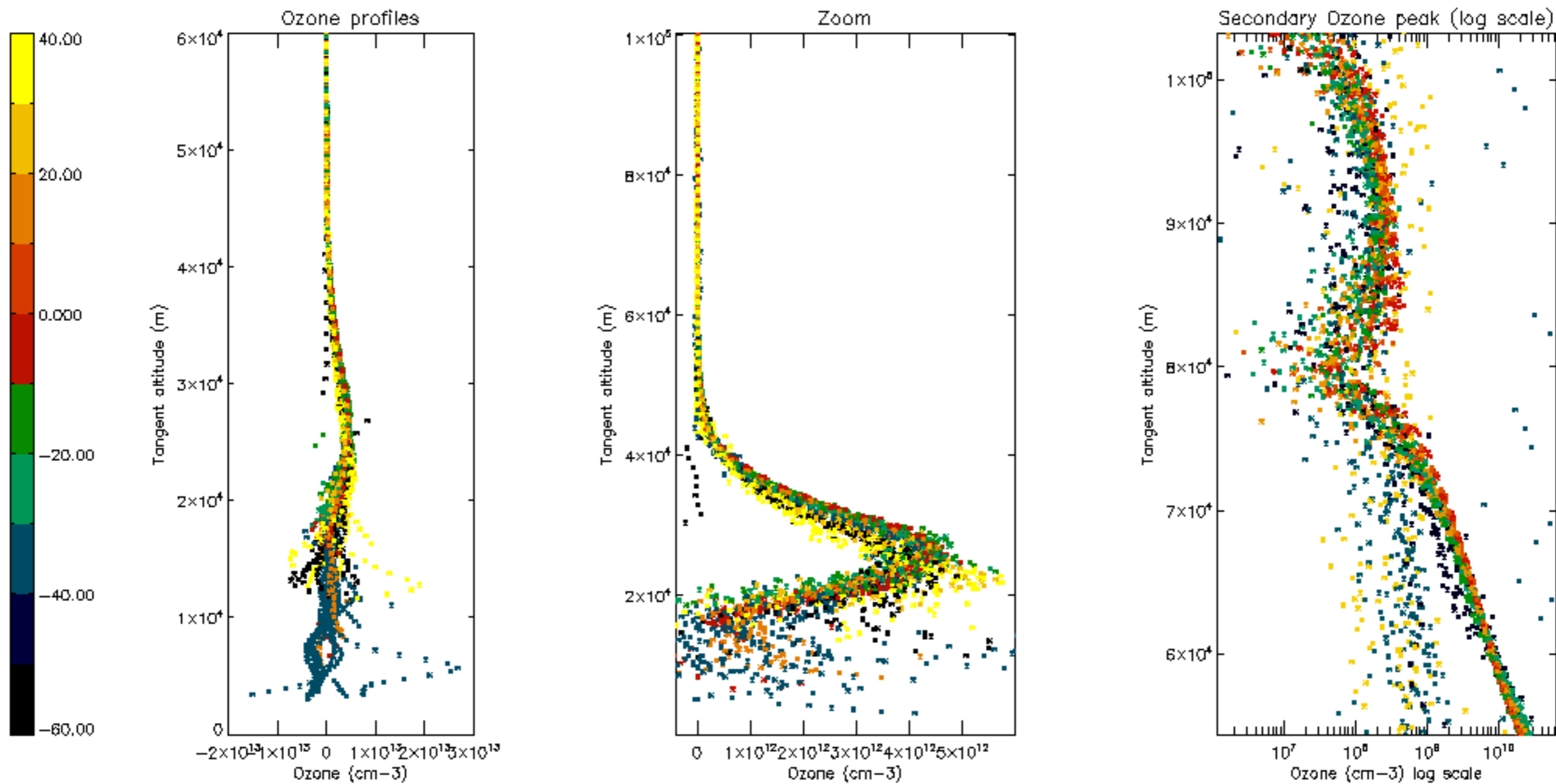


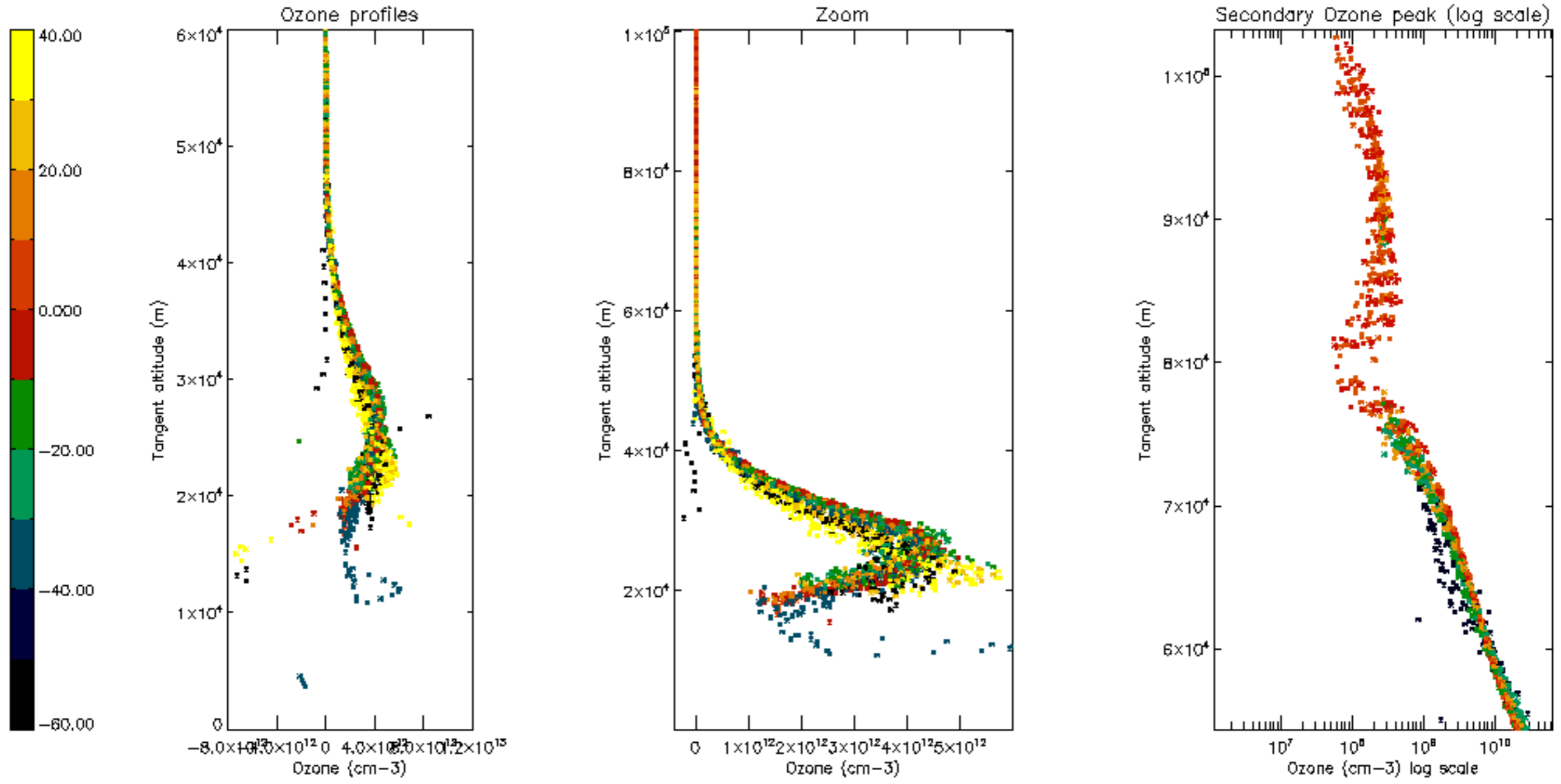
Percentage of star falling outside central band per profile

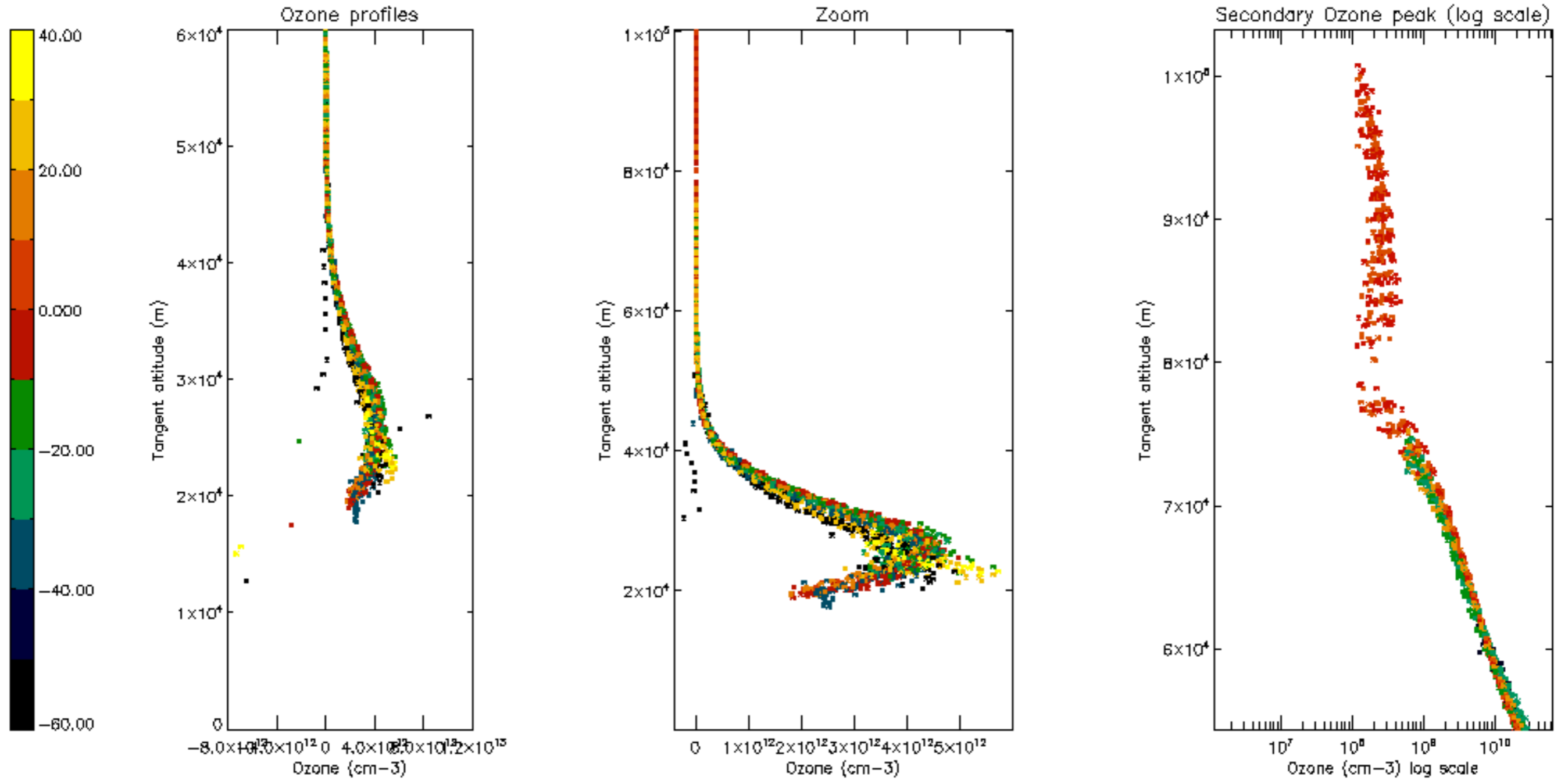


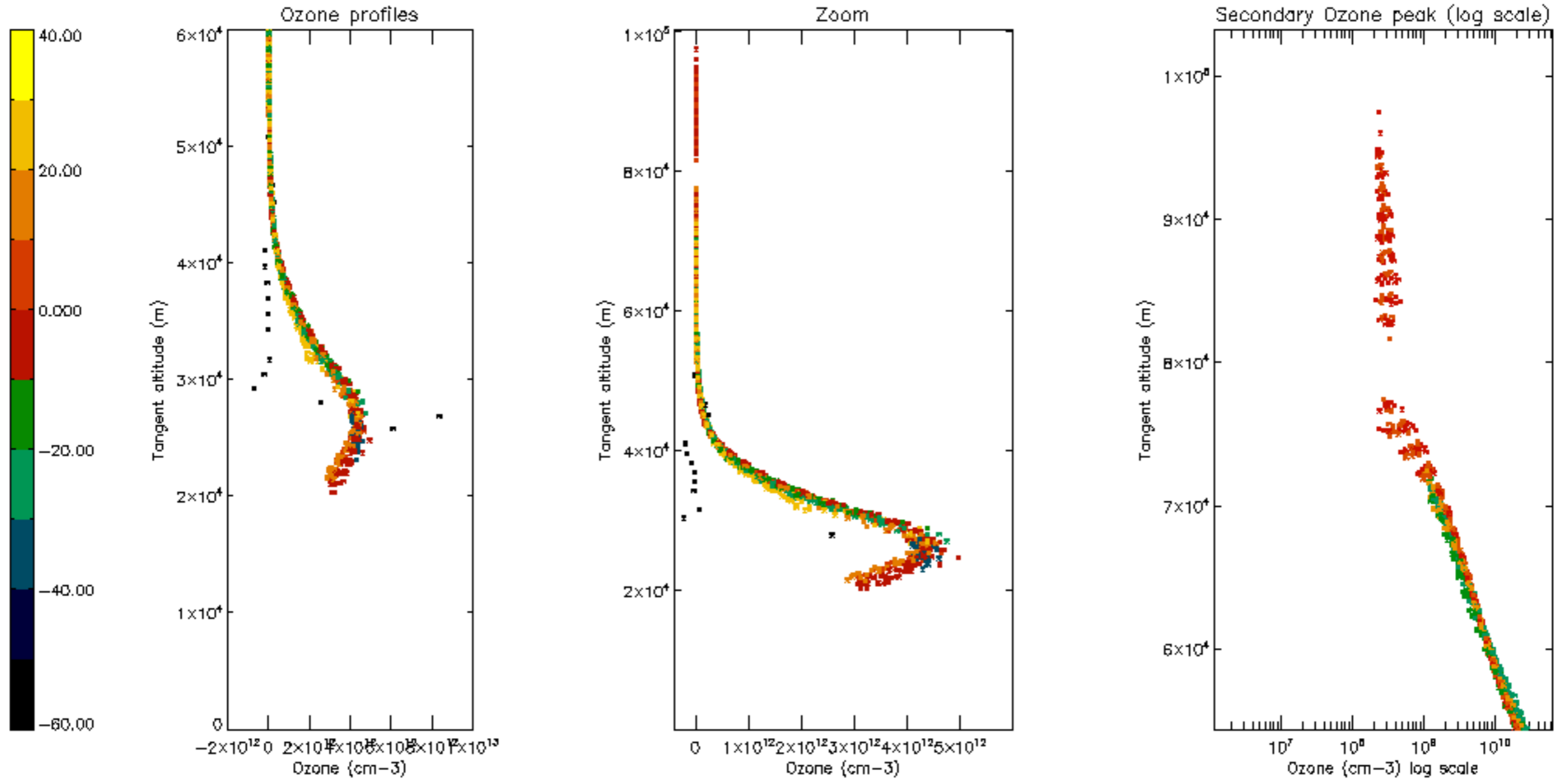
Percentage of saturation errors per profile

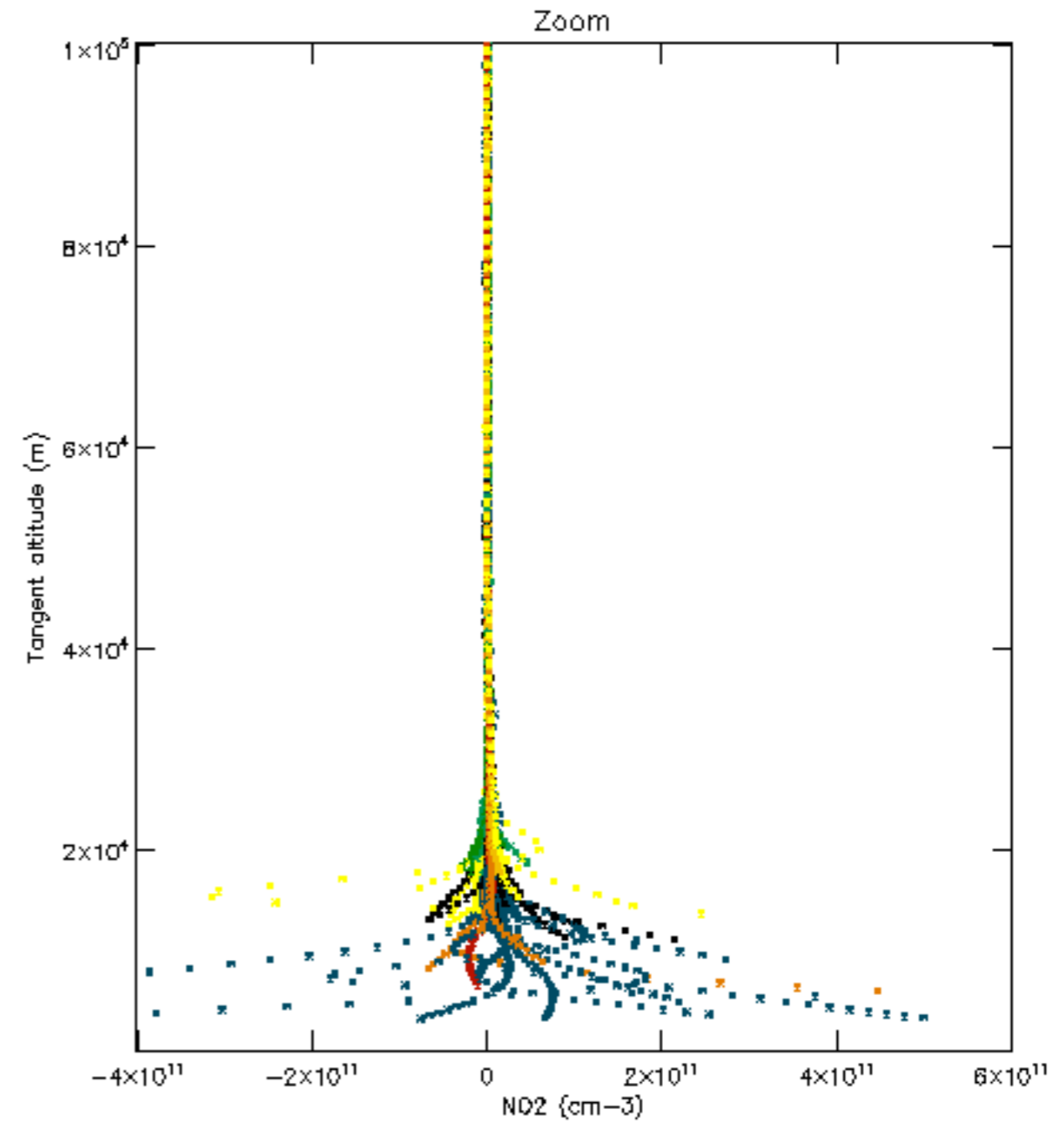
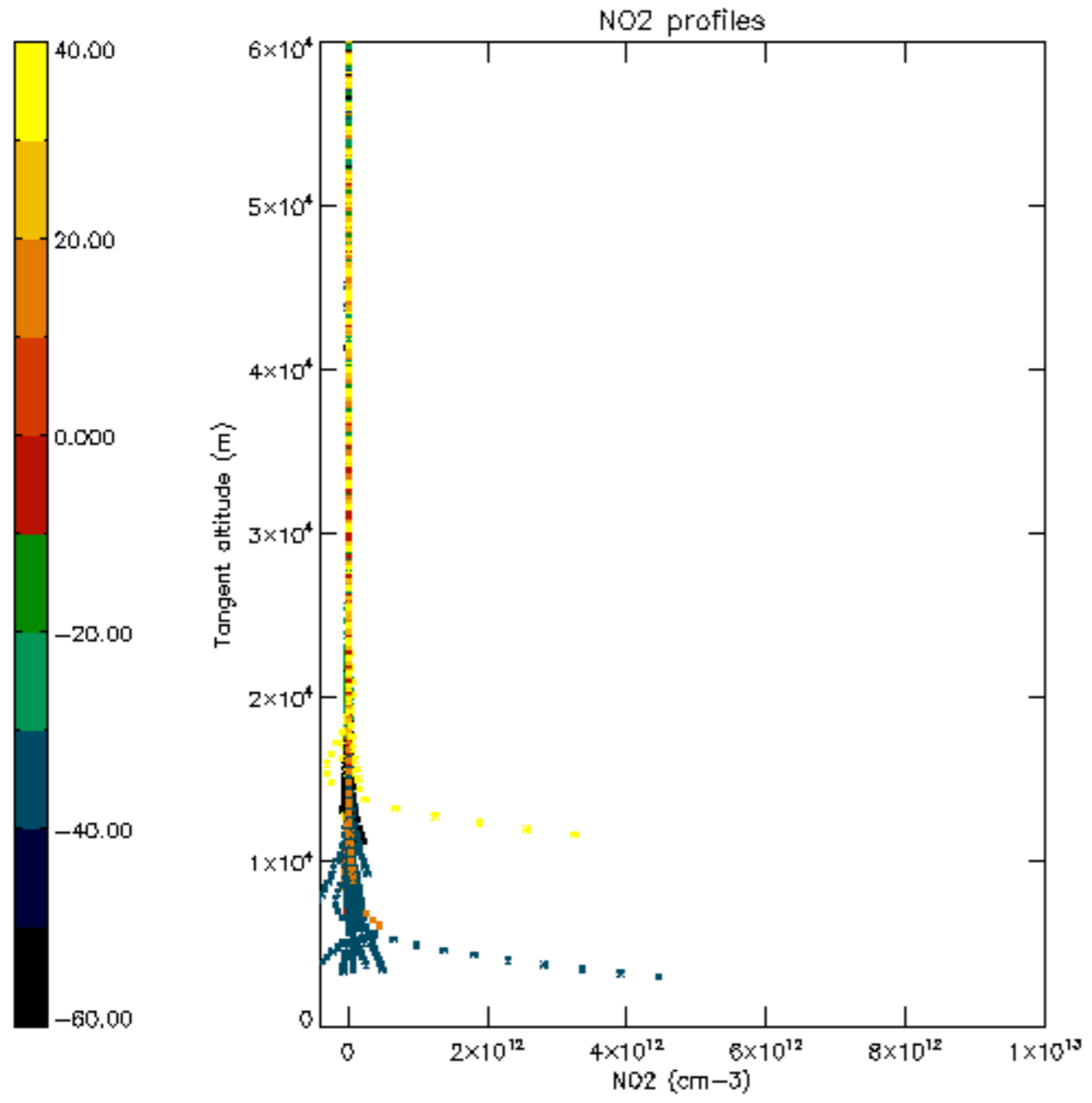


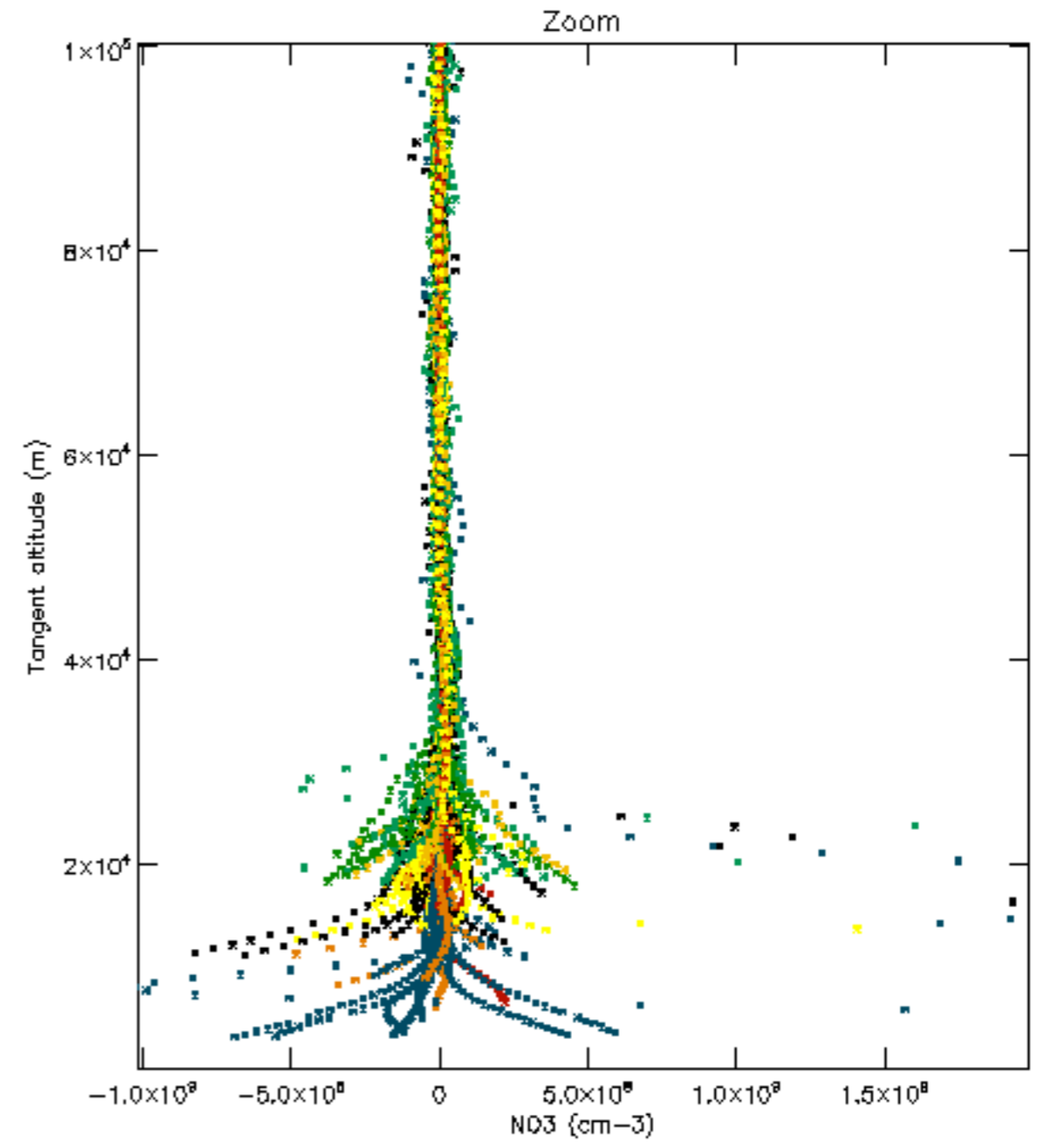
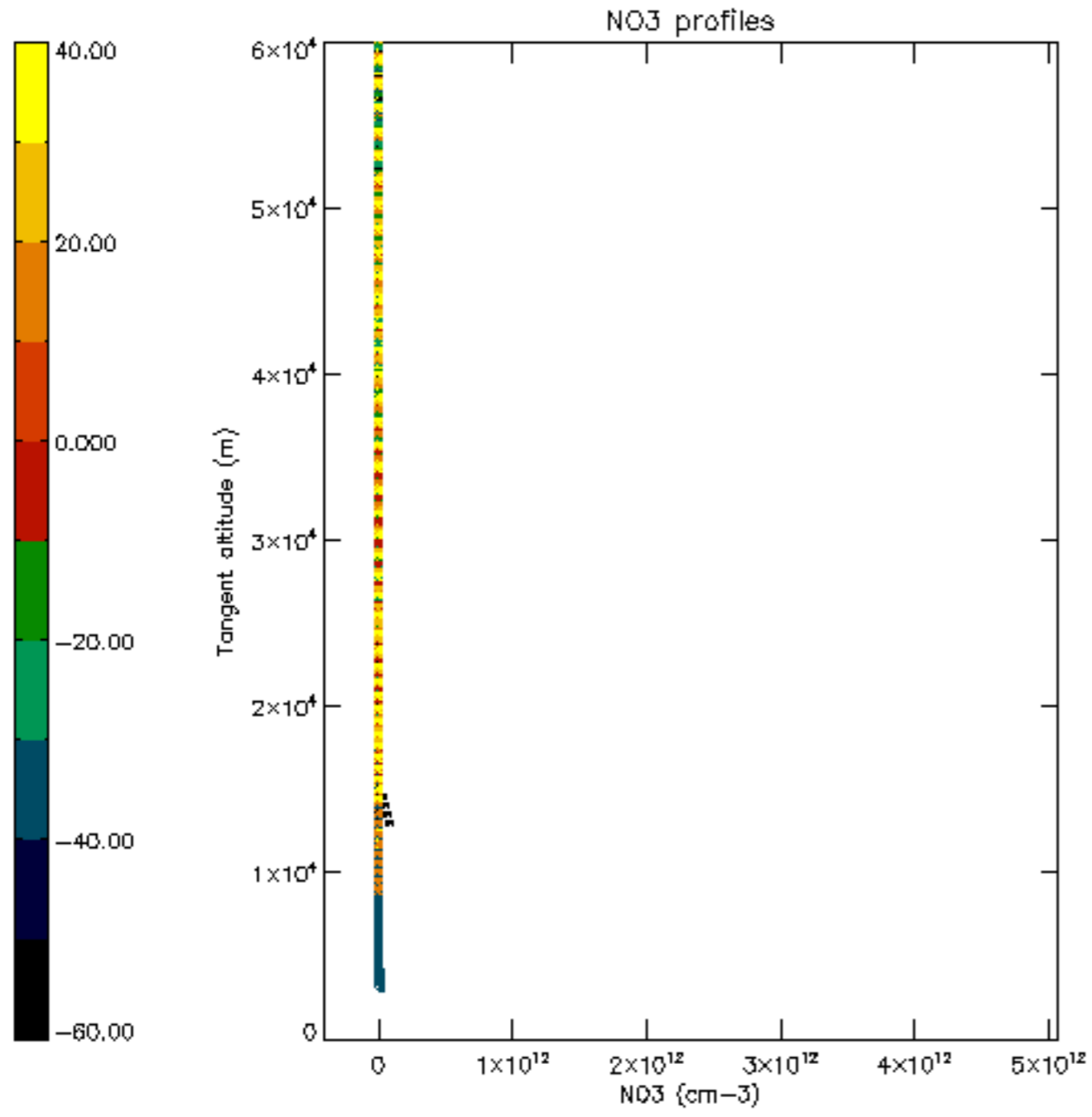


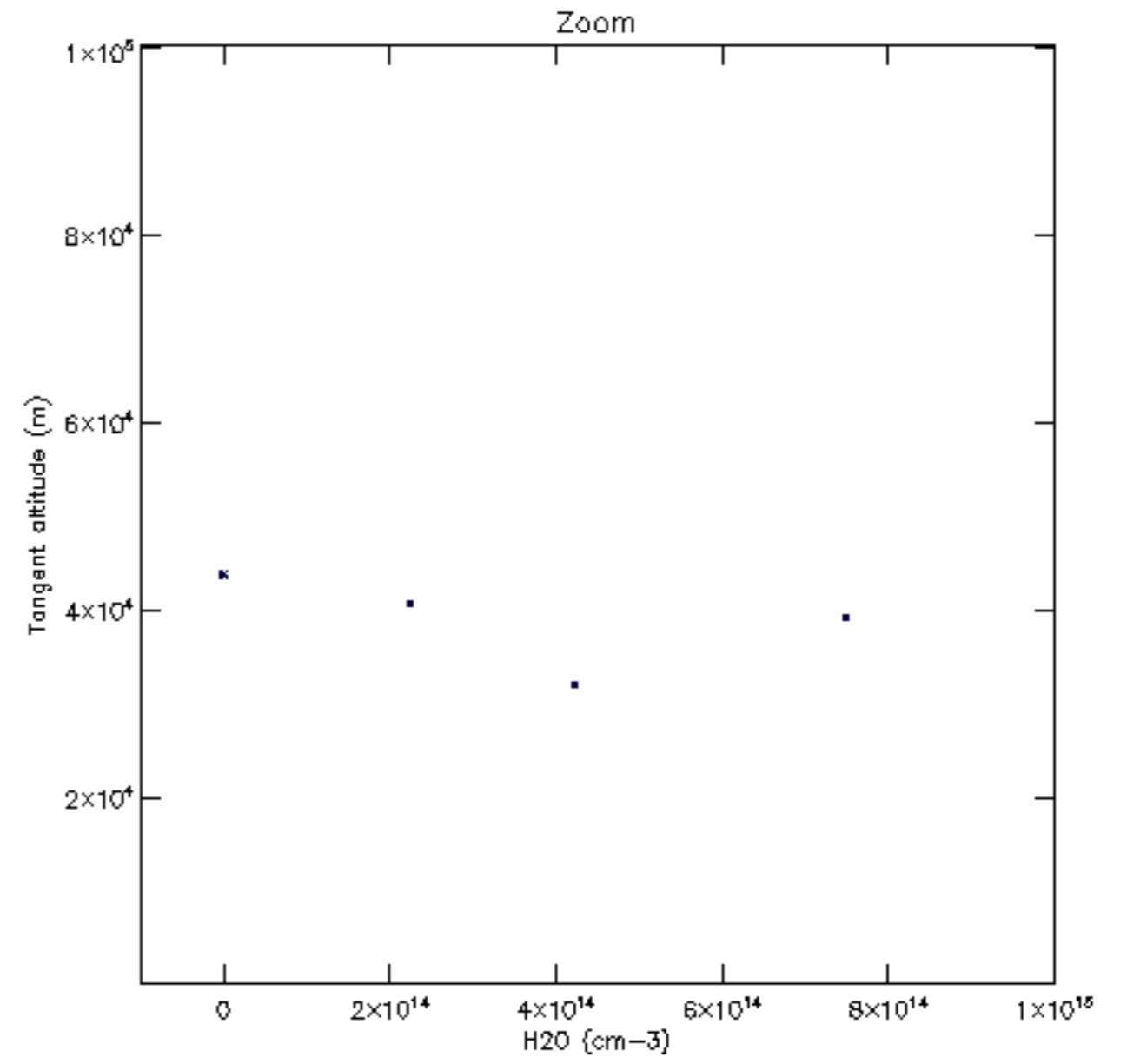
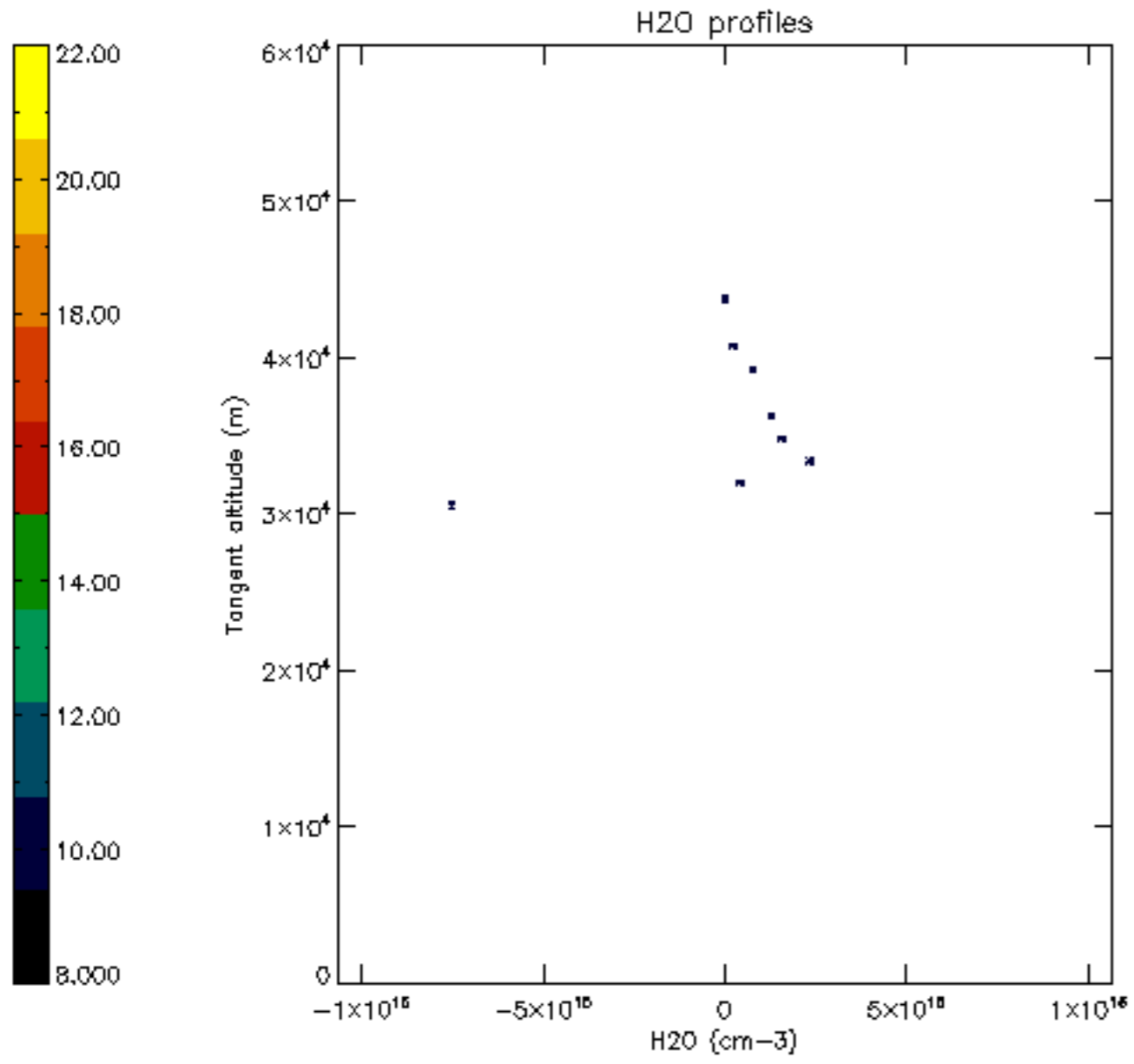


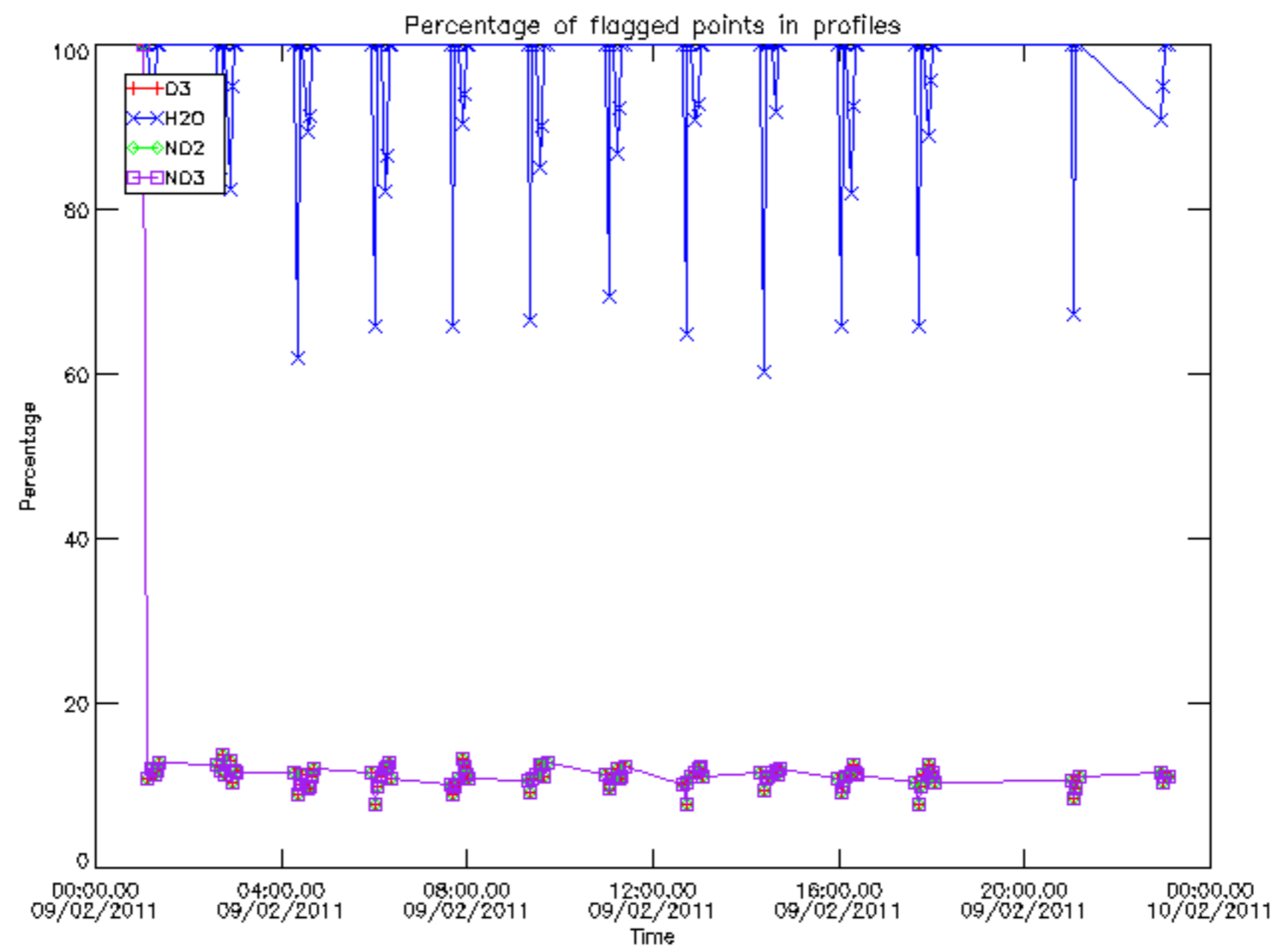




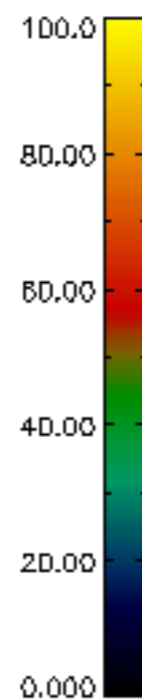
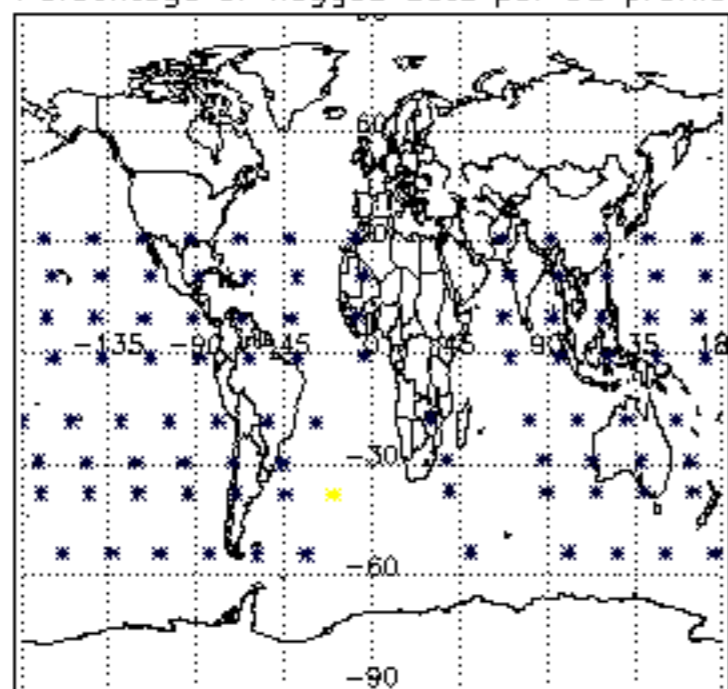




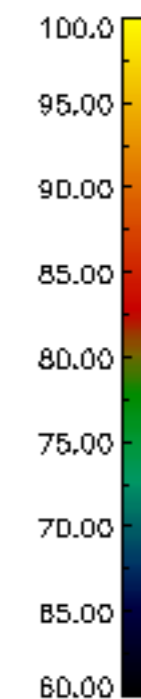
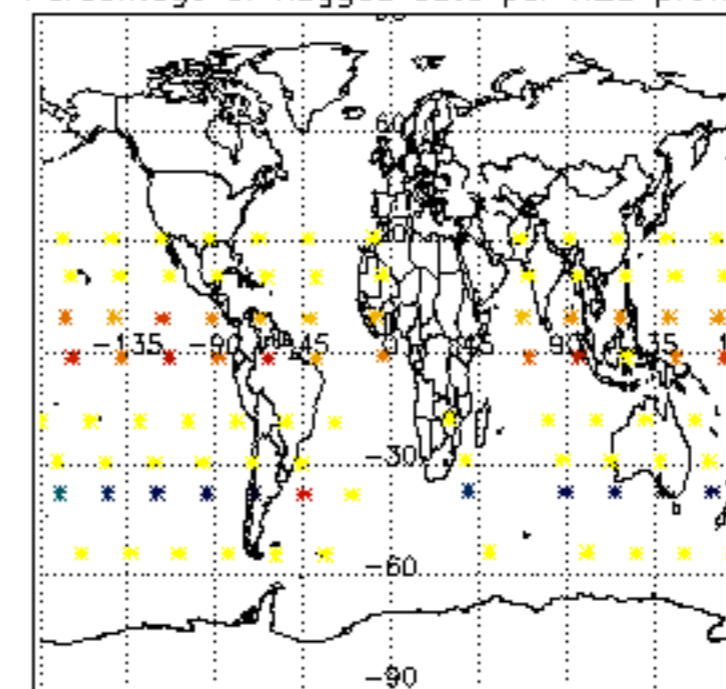




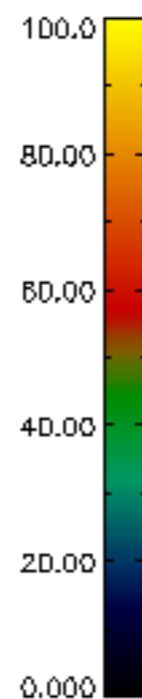
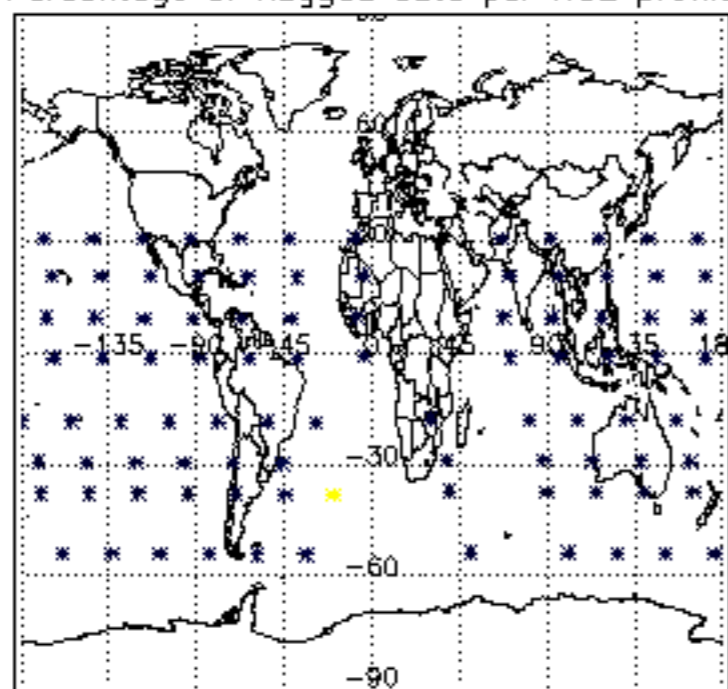
Percentage of flagged data per D3 profile



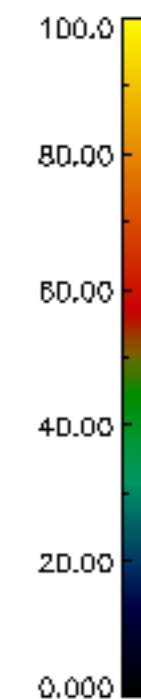
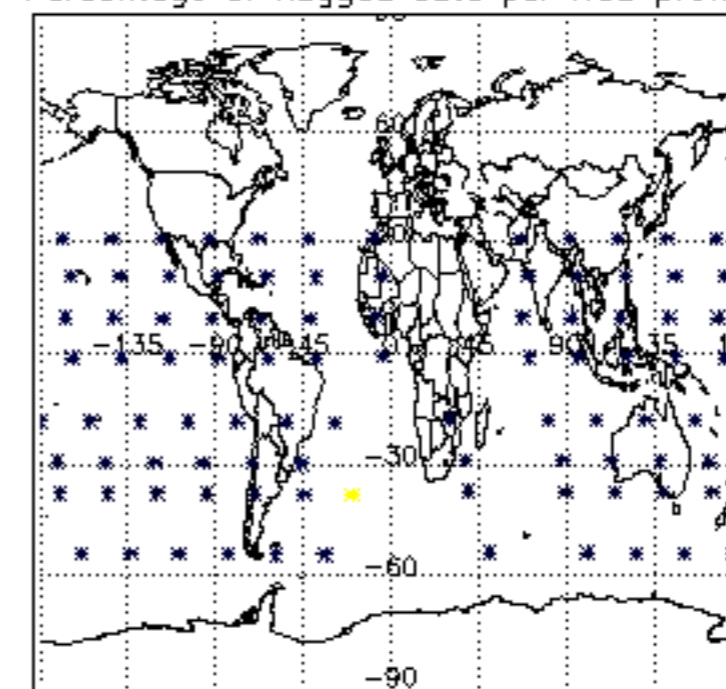
Percentage of flagged data per H2O profile

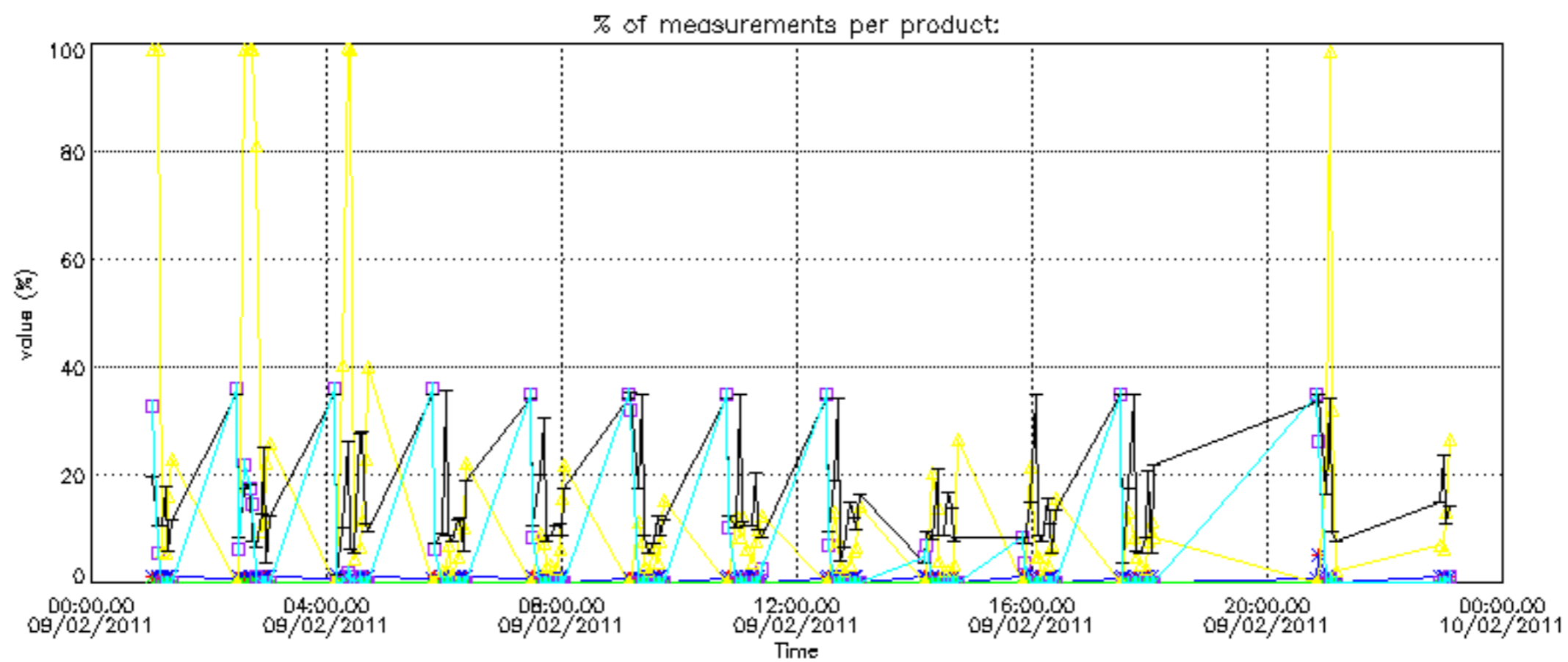


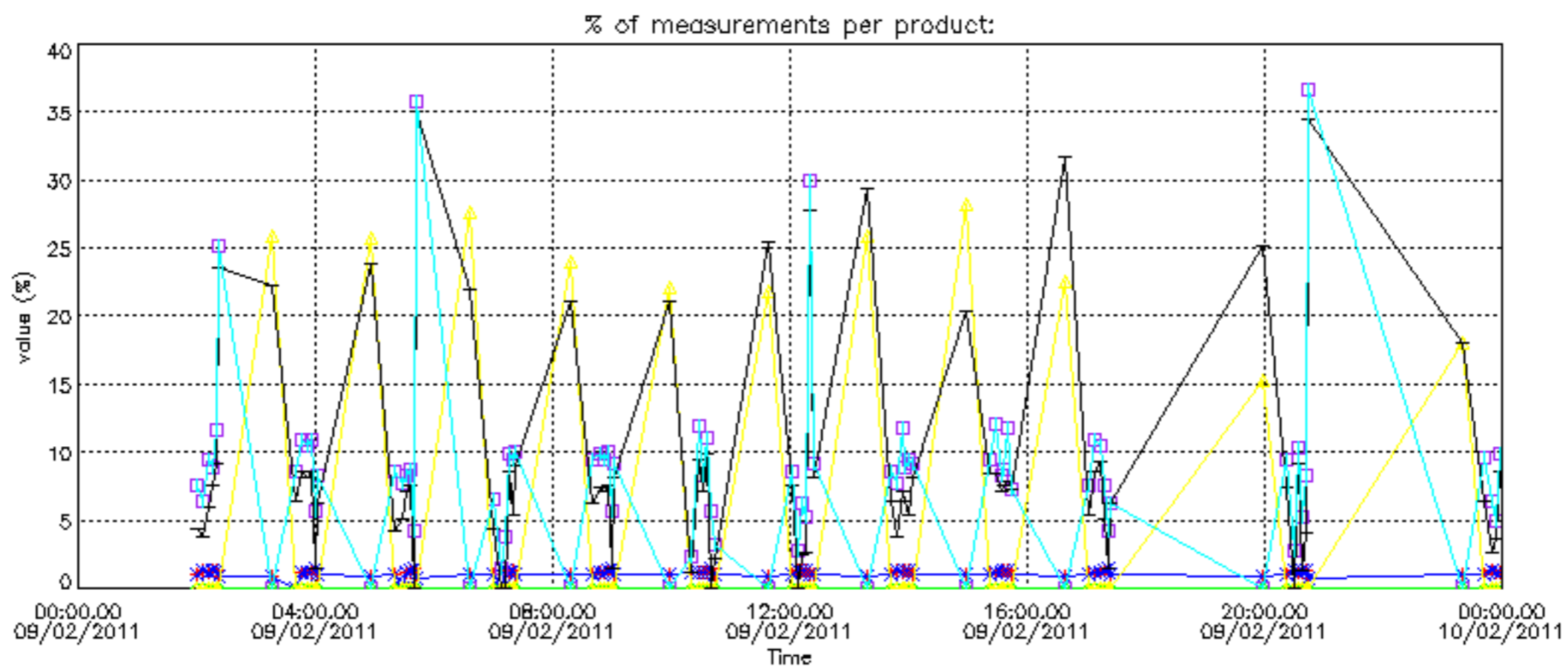
Percentage of flagged data per NO2 profile



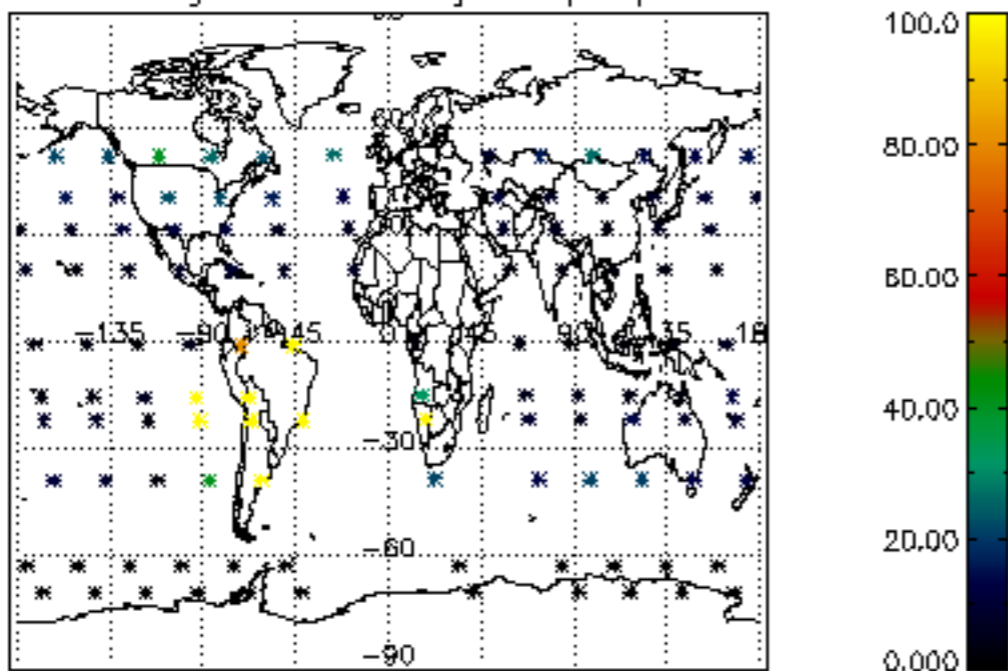
Percentage of flagged data per NO3 profile



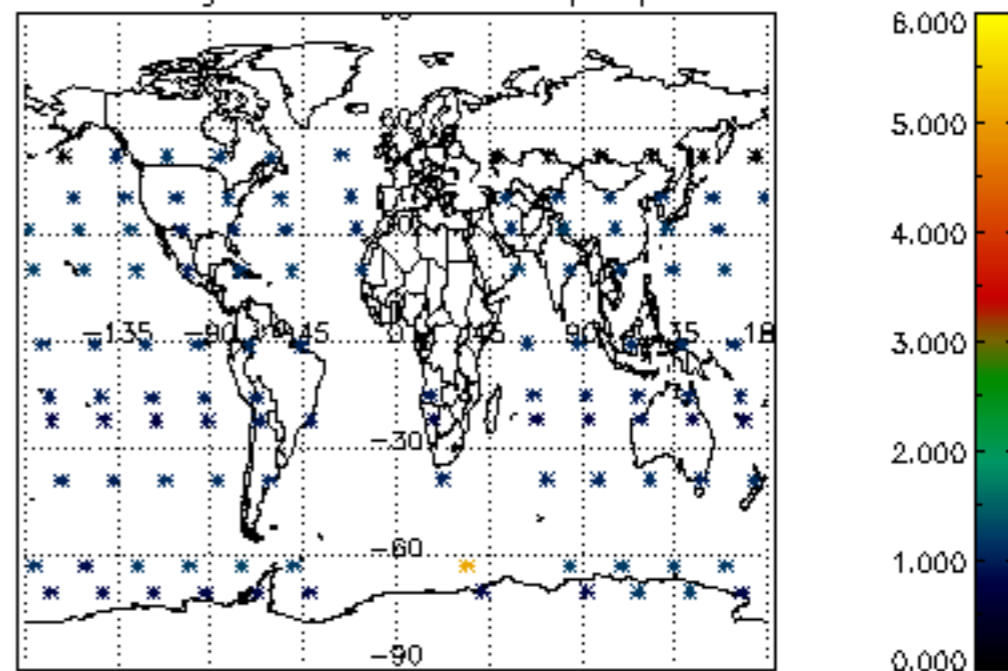




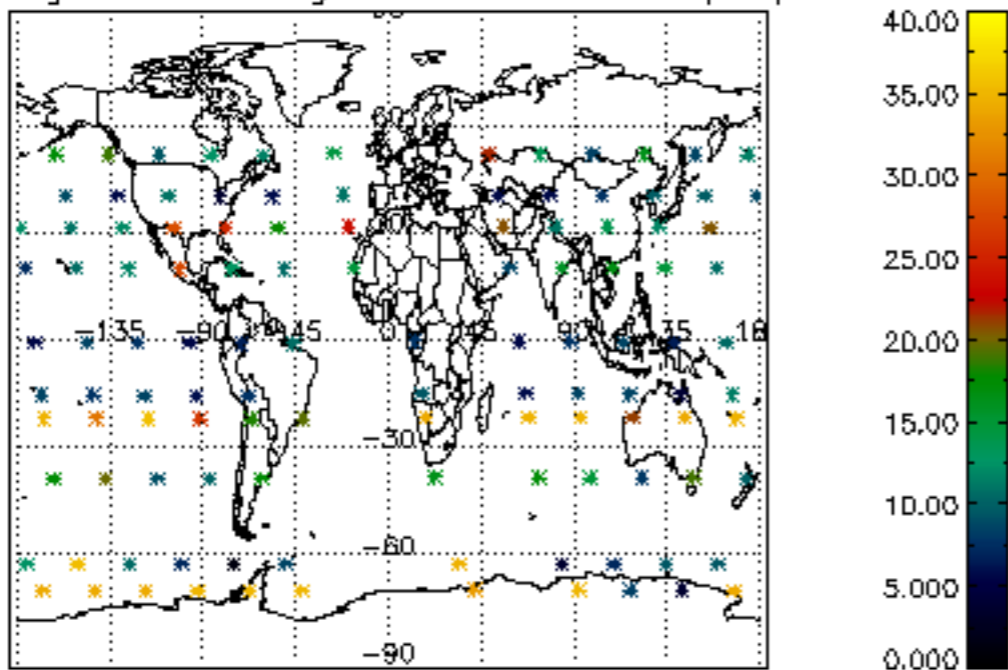
Percentage of cosmic ray hits per profile



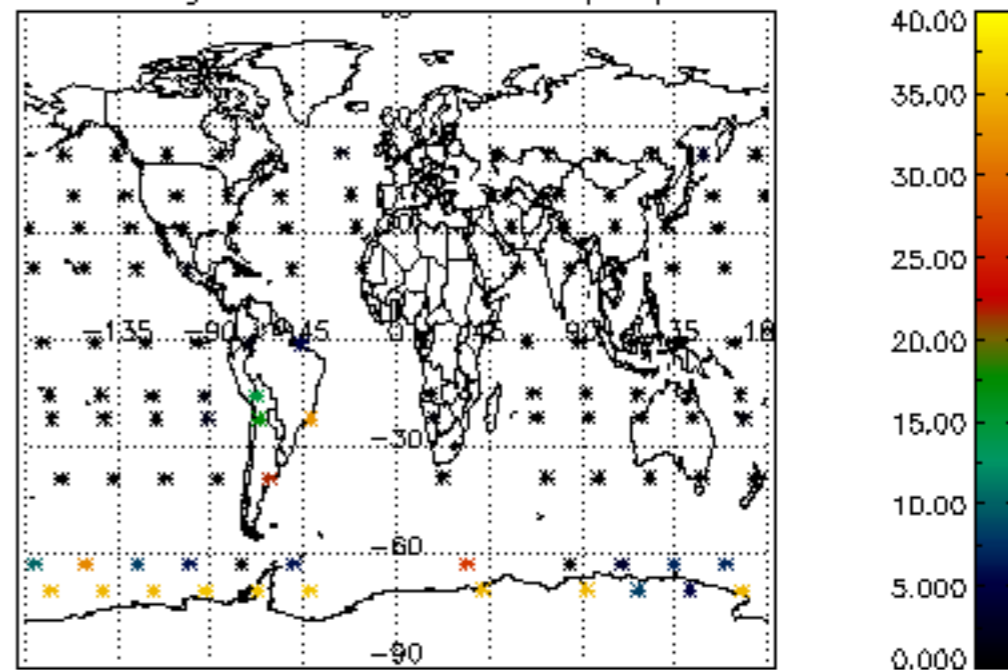
Percentage of datation errors per profile



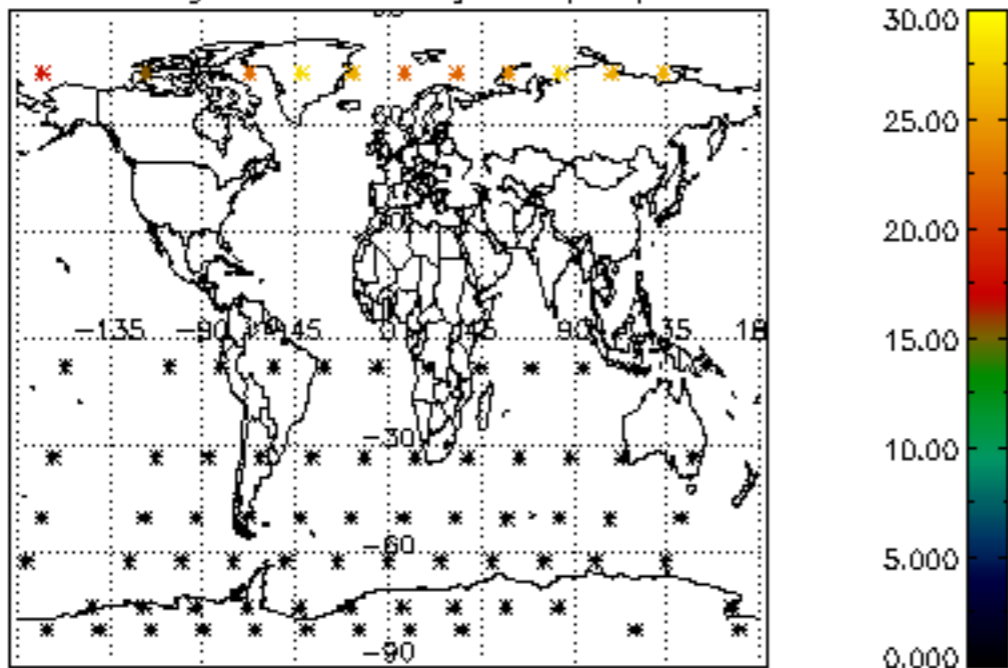
Percentage of star falling outside central band per profile



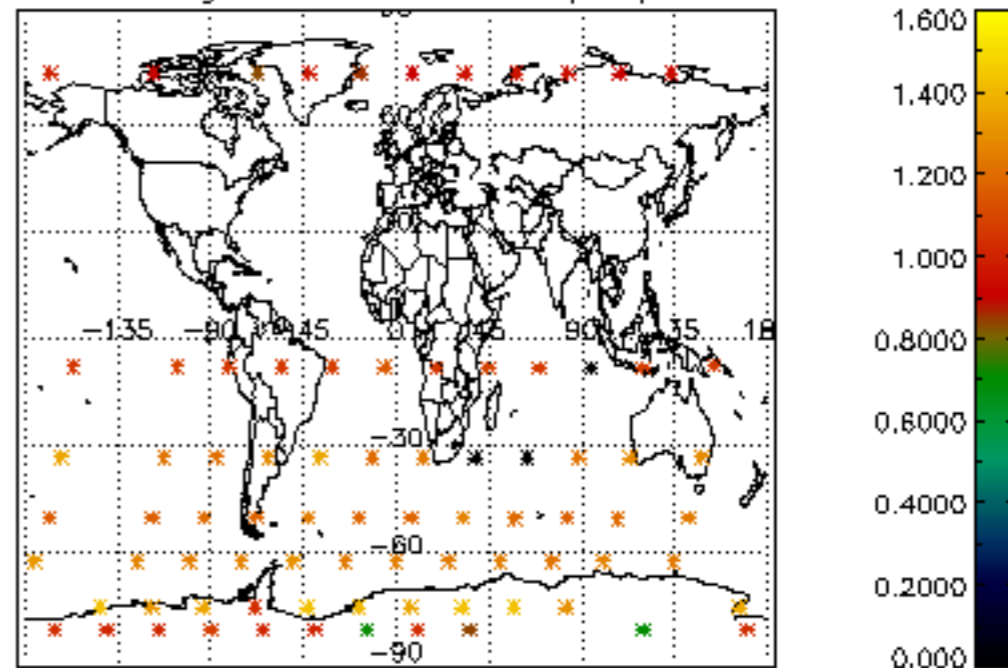
Percentage of saturation errors per profile



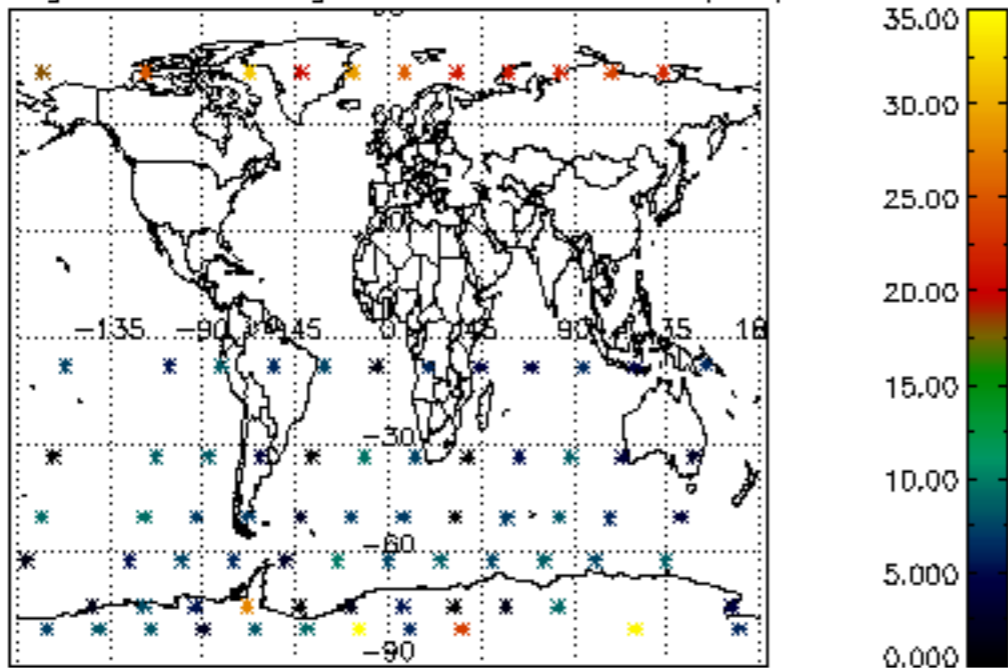
Percentage of cosmic ray hits per profile



Percentage of datation errors per profile



Percentage of star falling outside central band per profile



Percentage of saturation errors per profile

