

GOMOS Level 2 Daily Report

SUMMARY

[1. General Info](#)

[2. Summary of processed GOM_NL_2P products](#)

[3. Level 2 Quality information per product](#)

[3.1 Plot of level 2 quality information per product \(time dependant\)](#)

[3.2 Plot of level 2 quality information per product \(world map\)](#)

[4. Level 1 Quality information per product \(stored on level 2 products\)](#)

[4.1 Plot of level 1 quality information per product \(time dependant\)](#)

[4.1.1 Plot of level 1 quality information per product \(time dependant\): ASCENDING](#)

[4.1.2 Plot of level 1 quality information per product \(time dependant\): DESCENDING](#)

[4.2 Plot of level 1 quality information per product \(world map\)](#)

[4.2.1 Plot of level 1 quality information per product \(world map\): ASCENDING](#)

[4.2.2 Plot of level 1 quality information per product \(world map\): DESCENDING](#)

[5. Ozone profiles based on quality statistics and other trace gas profiles](#)

[5.1 Ozone statistics based on quality of products](#)

[5.2 Plot ozone profiles for all STD \(dark without errors\)](#)

[5.3 Plot ozone profiles where STD < 20% \(dark without errors\)](#)

[5.4. Plot ozone profiles where STD < 10% \(dark without errors\)](#)

[5.5. Plot ozone profiles where STD < 5% \(dark without errors\)](#)

[5.6 Plot NO2 profiles for all STD \(dark without errors\)](#)

[5.7 Plot NO3 profiles for all STD \(dark without errors\)](#)

[5.8 Plot H2O profiles \(only for occultations of stars 1,2,3,4,13,14,16,26,63 dark without errors\) for all STD](#)

[6. Auxiliary Data Files used for the production reported in section 2](#)

This report presents the daily analysis on parameters extracted from GOMOS level 2 data (GOM_NL__2P). It is intended to monitor some important parameters that will impact the quality of these products. A list of level 2 products (and content) that have arrived during the reporting day to the PCF is also given.

Item	Value
Time of report generation	24APR2013 09:38:57
Data source version	GOMOS/6.01
Start time of products	26-01-2011 (26JAN2011 00:00:00)
Stop time of products	27-01-2011 (27JAN2011 00:00:00)
Store outputs in DB	Yes
Nb of level 2 prods	269
Nb of prods with errors	0

2. Summary of processed GOM_NL__2P products.

Nr	Filename	UTC Start time	Limb	Duration	Star Id	Star Name	Star Mag	Star Temp	Nb Meas	Orbit	Prod. error
1	GOM_NL__2PRFIN20110126_000411_000000413099_00002_46568_2217.N1	26-JAN-2011 00:04:11	Straylight	40.500	132	15Rho Pup	2.8030	6900.0	81	46568	No
2	GOM_NL__2PRFIN20110126_001312_000000503099_00002_46568_2218.N1	26-JAN-2011 00:13:12	Twilight_stray	50.000	8	10Alp CMi	0.40000	6500.0	100	46568	No
3	GOM_NL__2PRFIN20110126_002006_000000443099_00002_46568_2219.N1	26-JAN-2011 00:20:06	Bright	43.500	17	78Bet Gem	1.1610	4500.0	87	46568	No
4	GOM_NL__2PRFIN20110126_003534_000000483099_00002_46568_2220.N1	26-JAN-2011 00:35:34	Bright	47.500	36	50Alp UMa	1.8000	6300.0	95	46568	No
5	GOM_NL__2PRFIN20110126_004025_000000363099_00002_46568_2221.N1	26-JAN-2011 00:40:25	Bright	35.500	60	7Bet UMi	2.0810	3950.0	71	46568	No
6	GOM_NL__2PRFIN20110126_004459_000000403099_00002_46568_2222.N1	26-JAN-2011 00:44:59	Bright	39.500	119	14Eta Dra	2.7270	4700.0	79	46568	No
7	GOM_NL__2PRFIN20110126_004756_000000383099_00002_46568_2223.N1	26-JAN-2011 00:47:56	Bright	37.500	130	23Bet Dra	2.7990	5800.0	75	46568	No
8	GOM_NL__2PRFIN20110126_005424_000000593099_00002_46568_2224.N1	26-JAN-2011 00:54:24	Bright	59.000	133	40Zet Her	2.8070	6000.0	118	46568	No
9	GOM_NL__2PRFIN20110126_005746_000000413099_00002_46568_2225.N1	26-JAN-2011 00:57:46	Bright	40.500	127	27Bet Her	2.7810	4700.0	81	46568	No
10	GOM_NL__2PRFIN20110126_010411_000000623099_00002_46568_2226.N1	26-JAN-2011 01:04:11	Twilight_stray	61.500	102	24Alp Ser	2.6000	4250.0	123	46568	No
11	GOM_NL__2PRFIN20110126_010715_000000473099_00002_46568_2227.N1	26-JAN-2011 01:07:15	Twilight_stray	47.000	98	13Zet Oph	2.5710	30000.	94	46568	No
12	GOM_NL__2PRFIN20110126_011145_000000543099_00002_46568_2228.N1	26-JAN-2011 01:11:45	Dark	53.500	16	21Alp Sco	1.0200	3000.0	107	46568	No
13	GOM_NL__2PRFIN20110126_011722_000000403099_00002_46568_2229.N1	26-JAN-2011 01:17:22	Dark	40.000	131	Gam Lup	2.8000	26000.	80	46568	No
14	GOM_NL__2PRFIN20110126_011925_000000433099_00002_46568_2230.N1	26-JAN-2011 01:19:25	Dark	42.500	109	Bet Lup	2.6770	26000.	85	46568	No
15	GOM_NL__2PRFIN20110126_012053_000000443099_00003_46569_2225.N1	26-JAN-2011 01:20:53	Dark	43.500	78	Alp Lup	2.3040	28000.	87	46569	No
16	GOM_NL__2PRFIN20110126_012357_000000443099_00003_46569_2226.N1	26-JAN-2011 01:23:57	Dark	43.500	10	Bet Cen	0.61000	28000.	87	46569	No
17	GOM_NL__2PRFIN20110126_012723_000000463099_00003_46569_2227.N1	26-JAN-2011 01:27:23	Dark	45.500	12	Alp1Cru	0.77500	30000.	91	46569	No
18	GOM_NL__2PRFIN20110126_013424_000000403099_00003_46569_2228.N1	26-JAN-2011 01:34:24	Dark	39.500	91	Kap Vel	2.4900	26000.	79	46569	No
19	GOM_NL__2PRFIN20110126_013743_000000513099_00003_46569_2229.N1	26-JAN-2011 01:37:43	Dark	51.000	65	Lam Vel	2.2040	4400.0	102	46569	No
20	GOM_NL__2PRFIN20110126_014425_000000413099_00003_46569_2230.N1	26-JAN-2011 01:44:25	Straylight	40.500	132	15Rho Pup	2.8030	6900.0	81	46569	No
21	GOM_NL__2PRFIN20110126_015326_000000503099_00003_46569_2231.N1	26-JAN-2011 01:53:26	Twilight_stray	49.500	8	10Alp CMi	0.40000	6500.0	99	46569	No
22	GOM_NL__2PRFIN20110126_020020_000000443099_00003_46569_2232.N1	26-JAN-2011 02:00:20	Bright	44.000	17	78Bet Gem	1.1610	4500.0	88	46569	No
23	GOM_NL__2PRFIN20110126_021548_000000443099_00003_46569_2233.N1	26-JAN-2011 02:15:48	Bright	43.500	36	50Alp UMa	1.8000	6300.0	87	46569	No
24	GOM_NL__2PRFIN20110126_022038_000000413099_00003_46569_2234.N1	26-JAN-2011 02:20:38	Bright	41.000	60	7Bet UMi	2.0810	3950.0	82	46569	No
25	GOM_NL__2PRFIN20110126_022513_000000393099_00003_46569_2235.N1	26-JAN-2011 02:25:13	Bright	39.000	119	14Eta Dra	2.7270	4700.0	78	46569	No
26	GOM_NL__2PRFIN20110126_022810_000000473099_00003_46569_2236.N1	26-JAN-2011 02:28:10	Bright	46.500	130	23Bet Dra	2.7990	5800.0	93	46569	No
27	GOM_NL__2PRFIN20110126_023438_000000593099_00003_46569_2237.N1	26-JAN-2011 02:34:38	Bright	59.000	133	40Zet Her	2.8070	6000.0	118	46569	No
28	GOM_NL__2PRFIN20110126_023801_000000623099_00003_46569_2238.N1	26-JAN-2011 02:38:01	Bright	62.000	127	27Bet Her	2.7810	4700.0	124	46569	No
29	GOM_NL__2PRFIN20110126_024426_000000613099_00003_46569_2239.N1	26-JAN-2011 02:44:26	Twilight_stray	60.500	102	24Alp Ser	2.6000	4250.0	121	46569	No
30	GOM_NL__2PRFIN20110126_024730_000000463099_00003_46569_2240.N1	26-JAN-2011 02:47:30	Twilight_stray	45.500	98	13Zet Oph	2.5710	30000.	91	46569	No
31	GOM_NL__2PRFIN20110126_025200_000000573099_00003_46569_2241.N1	26-JAN-2011 02:52:00	Dark	57.000	16	21Alp Sco	1.0200	3000.0	114	46569	No
32	GOM_NL__2PRFIN20110126_025736_000000433099_00003_46569_2242.N1	26-JAN-2011 02:57:36	Dark	43.000	131	Gam Lup	2.8000	26000.	86	46569	No
33	GOM_NL__2PRFIN20110126_025940_000000443099_00003_46569_2243.N1	26-JAN-2011 02:59:40	Dark	44.000	109	Bet Lup	2.6770	26000.	88	46569	No
34	GOM_NL__2PRFIN20110126_030108_000000433099_00004_46570_2236.N1	26-JAN-2011 03:01:08	Dark	42.500	78	Alp Lup	2.3040	28000.	85	46570	No
35	GOM_NL__2PRFIN20110126_030412_000000433099_00004_46570_2237.N1	26-JAN-2011 03:04:12	Dark	43.000	10	Bet Cen	0.61000	28000.	86	46570	No
36	GOM_NL__2PRFIN20110126_030738_000000443099_00004_46570_2238.N1	26-JAN-2011 03:07:38	Dark	43.500	12	Alp1Cru	0.77500	30000.	87	46570	No
37	GOM_NL__2PRFIN20110126_031439_000000403099_00004_46570_2239.N1	26-JAN-2011 03:14:39	Dark	39.500	91	Kap Vel	2.4900	26000.	79	46570	No
38	GOM_NL__2PRFIN20110126_031758_000000473099_00004_46570_2240.N1	26-JAN-2011 03:17:58	Dark	47.000	65	Lam Vel	2.2040	4400.0	94	46570	No
39	GOM_NL__2PRFIN20110126_032440_000000433099_00004_46570_2241.N1	26-JAN-2011 03:24:40	Straylight	43.000	132	15Rho Pup	2.8030	6900.0	86	46570	No
40	GOM_NL__2PRFIN20110126_033340_000000493099_00004_46570_2242.N1	26-JAN-2011 03:33:40	Twilight_stray	49.000	8	10Alp CMi	0.40000	6500.0	98	46570	No
41	GOM_NL__2PRFIN20110126_034034_000000573099_00004_46570_2243.N1	26-JAN-2011 03:40:34	Bright	56.500	17	78Bet Gem	1.1610	4500.0	113	46570	No
42	GOM_NL__2PRFIN20110126_035601_000000483099_00004_46570_2244.N1	26-JAN-2011 03:56:01	Bright	47.500	36	50Alp UMa	1.8000	6300.0	95	46570	No

43	GOM_NL__2PRFIN20110126_040052_000000403099_00004_46570_2245.N1	26-JAN-2011 04:00:52	Bright	40.000	60	7Bet UMi	2.0810	3950.0	80	46570	No
44	GOM_NL__2PRFIN20110126_040527_000000413099_00004_46570_2246.N1	26-JAN-2011 04:05:27	Bright	40.500	119	14Eta Dra	2.7270	4700.0	81	46570	No
45	GOM_NL__2PRFIN20110126_040824_000000383099_00004_46570_2247.N1	26-JAN-2011 04:08:24	Bright	38.000	130	23Bet Dra	2.7990	5800.0	76	46570	No
46	GOM_NL__2PRFIN20110126_041452_000000393099_00004_46570_2248.N1	26-JAN-2011 04:14:52	Bright	38.500	133	40Zet Her	2.8070	6000.0	77	46570	No
47	GOM_NL__2PRFIN20110126_041815_000000623099_00004_46570_2249.N1	26-JAN-2011 04:18:15	Bright	62.000	127	27Bet Her	2.7810	4700.0	124	46570	No
48	GOM_NL__2PRFIN20110126_042441_000000613099_00004_46570_2250.N1	26-JAN-2011 04:24:41	Twi_and_stray	60.500	102	24Alp Ser	2.6000	4250.0	121	46570	No
49	GOM_NL__2PRFIN20110126_042744_000000473099_00004_46570_2251.N1	26-JAN-2011 04:27:44	Twi_and_stray	47.000	98	13Zet Oph	2.5710	30000.	94	46570	No
50	GOM_NL__2PRFIN20110126_043215_000000493099_00004_46570_2252.N1	26-JAN-2011 04:32:15	Dark	49.000	16	21Alp Sco	1.0200	3000.0	98	46570	No
51	GOM_NL__2PRFIN20110126_043751_000000413099_00004_46570_2253.N1	26-JAN-2011 04:37:51	Dark	41.000	131	Gam Lup	2.8000	26000.	82	46570	No
52	GOM_NL__2PRFIN20110126_043955_000000433099_00004_46570_2254.N1	26-JAN-2011 04:39:55	Dark	42.500	109	Bet Lup	2.6770	26000.	85	46570	No
53	GOM_NL__2PRFIN20110126_044122_000000423099_00005_46571_2250.N1	26-JAN-2011 04:41:22	Dark	42.000	78	Alp Lup	2.3040	28000.	84	46571	No
54	GOM_NL__2PRFIN20110126_044426_000000413099_00005_46571_2251.N1	26-JAN-2011 04:44:26	Dark	40.500	10	Bet Cen	0.61000	28000.	81	46571	No
55	GOM_NL__2PRFIN20110126_044753_000000423099_00005_46571_2252.N1	26-JAN-2011 04:47:53	Dark	42.000	12	Alp1Cru	0.77500	30000.	84	46571	No
56	GOM_NL__2PRFIN20110126_045455_000000373099_00005_46571_2253.N1	26-JAN-2011 04:54:55	Dark	37.000	91	Kap Vel	2.4900	26000.	74	46571	No
57	GOM_NL__2PRFIN20110126_045813_000000463099_00005_46571_2254.N1	26-JAN-2011 04:58:13	Dark	46.000	65	Lam Vel	2.2040	4400.0	92	46571	No
58	GOM_NL__2PRFIN20110126_050454_000000443099_00005_46571_2255.N1	26-JAN-2011 05:04:54	Straylight	43.500	132	15Rho Pup	2.8030	6900.0	87	46571	No
59	GOM_NL__2PRFIN20110126_051354_000000503099_00005_46571_2256.N1	26-JAN-2011 05:13:54	Twi_and_stray	49.500	8	10Alp CMi	0.40000	6500.0	99	46571	No
60	GOM_NL__2PRFIN20110126_052047_000000443099_00005_46571_2257.N1	26-JAN-2011 05:20:47	Bright	43.500	17	78Bet Gem	1.1610	4500.0	87	46571	No
61	GOM_NL__2PRFIN20110126_053614_000000483099_00005_46571_2258.N1	26-JAN-2011 05:36:14	Bright	47.500	36	50Alp UMa	1.8000	6300.0	95	46571	No
62	GOM_NL__2PRFIN20110126_054106_000000363099_00005_46571_2259.N1	26-JAN-2011 05:41:06	Bright	35.500	60	7Bet UMi	2.0810	3950.0	71	46571	No
63	GOM_NL__2PRFIN20110126_054541_000000403099_00005_46571_2260.N1	26-JAN-2011 05:45:41	Bright	40.000	119	14Eta Dra	2.7270	4700.0	80	46571	No
64	GOM_NL__2PRFIN20110126_054839_000000373099_00005_46571_2261.N1	26-JAN-2011 05:48:39	Bright	36.500	130	23Bet Dra	2.7990	5800.0	73	46571	No
65	GOM_NL__2PRFIN20110126_055506_000000593099_00005_46571_2262.N1	26-JAN-2011 05:55:06	Bright	59.000	133	40Zet Her	2.8070	6000.0	118	46571	No
66	GOM_NL__2PRFIN20110126_055829_000000623099_00005_46571_2263.N1	26-JAN-2011 05:58:29	Bright	62.000	127	27Bet Her	2.7810	4700.0	124	46571	No
67	GOM_NL__2PRFIN20110126_060456_000000603099_00005_46571_2264.N1	26-JAN-2011 06:04:56	Twi_and_stray	60.000	102	24Alp Ser	2.6000	4250.0	120	46571	No
68	GOM_NL__2PRFIN20110126_060759_000000483099_00005_46571_2265.N1	26-JAN-2011 06:07:59	Twi_and_stray	47.500	98	13Zet Oph	2.5710	30000.	95	46571	No
69	GOM_NL__2PRFIN20110126_061229_000000543099_00005_46571_2266.N1	26-JAN-2011 06:12:29	Dark	53.500	16	21Alp Sco	1.0200	3000.0	107	46571	No
70	GOM_NL__2PRFIN20110126_061806_000000423099_00005_46571_2267.N1	26-JAN-2011 06:18:06	Dark	41.500	131	Gam Lup	2.8000	26000.	83	46571	No
71	GOM_NL__2PRFIN20110126_062010_000000443099_00005_46571_2268.N1	26-JAN-2011 06:20:10	Dark	44.000	109	Bet Lup	2.6770	26000.	88	46571	No
72	GOM_NL__2PRFIN20110126_062137_000000493099_00006_46572_2290.N1	26-JAN-2011 06:21:37	Dark	48.500	78	Alp Lup	2.3040	28000.	97	46572	No
73	GOM_NL__2PRFIN20110126_062441_000000423099_00006_46572_2291.N1	26-JAN-2011 06:24:41	Dark	41.500	10	Bet Cen	0.61000	28000.	83	46572	No
74	GOM_NL__2PRFIN20110126_062807_000000413099_00006_46572_2292.N1	26-JAN-2011 06:28:07	Dark	40.500	12	Alp1Cru	0.77500	30000.	81	46572	No
75	GOM_NL__2PRFIN20110126_063343_000000473099_00006_46572_2293.N1	26-JAN-2011 06:33:43	Dark	47.000	113	Mu Vel	2.6920	5000.0	94	46572	No
76	GOM_NL__2PRFIN20110126_063827_000000483099_00006_46572_2294.N1	26-JAN-2011 06:38:27	Dark	47.500	65	Lam Vel	2.2040	4400.0	95	46572	No
77	GOM_NL__2PRFIN20110126_064508_000000423099_00006_46572_2295.N1	26-JAN-2011 06:45:08	Straylight	42.000	132	15Rho Pup	2.8030	6900.0	84	46572	No
78	GOM_NL__2PRFIN20110126_065408_000000503099_00006_46572_2296.N1	26-JAN-2011 06:54:08	Twi_and_stray	49.500	8	10Alp CMi	0.40000	6500.0	99	46572	No
79	GOM_NL__2PRFIN20110126_070101_000000423099_00006_46572_2297.N1	26-JAN-2011 07:01:01	Bright	42.000	17	78Bet Gem	1.1610	4500.0	84	46572	No
80	GOM_NL__2PRFIN20110126_071628_000000503099_00006_46572_2298.N1	26-JAN-2011 07:16:28	Bright	49.500	36	50Alp UMa	1.8000	6300.0	99	46572	No
81	GOM_NL__2PRFIN20110126_072120_000000383099_00006_46572_2299.N1	26-JAN-2011 07:21:20	Bright	37.500	60	7Bet UMi	2.0810	3950.0	75	46572	No
82	GOM_NL__2PRFIN20110126_072555_000000573099_00006_46572_2300.N1	26-JAN-2011 07:25:55	Bright	57.000	119	14Eta Dra	2.7270	4700.0	114	46572	No
83	GOM_NL__2PRFIN20110126_072853_000000373099_00006_46572_2301.N1	26-JAN-2011 07:28:53	Bright	36.500	130	23Bet Dra	2.7990	5800.0	73	46572	No
84	GOM_NL__2PRFIN20110126_073521_000000593099_00006_46572_2302.N1	26-JAN-2011 07:35:21	Bright	59.000	133	40Zet Her	2.8070	6000.0	118	46572	No
85	GOM_NL__2PRFIN20110126_073844_000000623099_00006_46572_2303.N1	26-JAN-2011 07:38:44	Bright	62.000	127	27Bet Her	2.7810	4700.0	124	46572	No
86	GOM_NL__2PRFIN20110126_074510_000000623099_00006_46572_2304.N1	26-JAN-2011 07:45:10	Twi_and_stray	61.500	102	24Alp Ser	2.6000	4250.0	123	46572	No
87	GOM_NL__2PRFIN20110126_074814_000000473099_00006_46572_2305.N1	26-JAN-2011 07:48:14	Twi_and_stray	47.000	98	13Zet Oph	2.5710	30000.	94	46572	No
88	GOM_NL__2PRFIN20110126_075244_000000493099_00006_46572_2306.N1	26-JAN-2011 07:52:44	Dark	48.500	16	21Alp Sco	1.0200	3000.0	97	46572	No
89	GOM_NL__2PRFIN20110126_075821_000000423099_00006_46572_2307.N1	26-JAN-2011 07:58:21	Dark	42.000	131	Gam Lup	2.8000	26000.	84	46572	No
90	GOM_NL__2PRFIN20110126_080025_000000443099_00006_46572_2308.N1	26-JAN-2011 08:00:25	Dark	43.500	109	Bet Lup	2.6770	26000.	87	46572	No
91	GOM_NL__2PRFIN20110126_080152_000000423099_00007_46573_2302.N1	26-JAN-2011 08:01:52	Dark	42.000	78	Alp Lup	2.3040	28000.	84	46573	No
92	GOM_NL__2PRFIN20110126_080456_000000473099_00007_46573_2303.N1	26-JAN-2011 08:04:56	Dark	46.500	10	Bet Cen	0.61000	28000.	93	46573	No
93	GOM_NL__2PRFIN20110126_080822_000000493099_00007_46573_2304.N1	26-JAN-2011 08:08:22	Dark	49.000	12	Alp1Cru	0.77500	30000.	98	46573	No
94	GOM_NL__2PRFIN20110126_081358_000000453099_00007_46573_2305.N1	26-JAN-2011 08:13:58	Dark	44.500	113	Mu Vel	2.6920	5000.0	89	46573	No
95	GOM_NL__2PRFIN20110126_081842_000000483099_00007_46573_2306.N1	26-JAN-2011 08:18:42	Dark	47.500	65	Lam Vel	2.2040	4400.0	95	46573	No
96	GOM_NL__2PRFIN20110126_082522_000000443099_00007_46573_2307.N1	26-JAN-2011 08:25:22	Straylight	43.500	132	15Rho Pup	2.8030	6900.0	87	46573	No
97	GOM_NL__2PRFIN20110126_083422_000000563099_00007_46573_2308.N1	26-JAN-2011 08:34:22	Twi_and_stray	56.000	8	10Alp CMi	0.40000	6500.0	112	46573	No
98	GOM_NL__2PRFIN20110126_084115_000000423099_00007_46573_2309.N1	26-JAN-2011 08:41:15	Bright	42.000	17	78Bet Gem	1.1610	4500.0	84	46573	No
99	GOM_NL__2PRFIN20110126_085641_000000453099_00007_46573_2310.N1	26-JAN-2011 08:56:41	Bright	44.500	36	50Alp UMa	1.8000	6300.0	89	46573	No
100	GOM_NL__2PRFIN20110126_090134_000000403099_00007_46573_2311.N1	26-JAN-2011 09:01:34	Bright	39.500	60	7Bet UMi	2.0810	3950.0	79	46573	No
101	GOM_NL__2PRFIN20110126_090609_000000393099_00007_46573_2312.N1	26-JAN-2011 09:06:09	Bright	39.000	119	14Eta Dra	2.7270	4700.0	78	46573	No

102	GOM_NL__2PRFIN20110126_090907_000000383099_00007_46573_2313.N1	26-JAN-2011 09:09:07	Bright	37.500	130	23Bet Dra	2.7990	5800.0	75	46573	No
103	GOM_NL__2PRFIN20110126_091535_000000593099_00007_46573_2314.N1	26-JAN-2011 09:15:35	Bright	59.000	133	40Zet Her	2.8070	6000.0	118	46573	No
104	GOM_NL__2PRFIN20110126_091858_000000433099_00007_46573_2315.N1	26-JAN-2011 09:18:58	Bright	42.500	127	27Bet Her	2.7810	4700.0	85	46573	No
105	GOM_NL__2PRFIN20110126_092525_000000623099_00007_46573_2316.N1	26-JAN-2011 09:25:25	Twi_and_stray	61.500	102	24Alp Ser	2.6000	4250.0	123	46573	No
106	GOM_NL__2PRFIN20110126_092828_000000483099_00007_46573_2317.N1	26-JAN-2011 09:28:28	Twi_and_stray	47.500	98	13Zet Oph	2.5710	30000.	95	46573	No
107	GOM_NL__2PRFIN20110126_093259_000000573099_00007_46573_2318.N1	26-JAN-2011 09:32:59	Dark	57.000	16	21Alp Sco	1.0200	3000.0	114	46573	No
108	GOM_NL__2PRFIN20110126_093835_000000423099_00007_46573_2319.N1	26-JAN-2011 09:38:35	Dark	42.000	131	Gam Lup	2.8000	26000.	84	46573	No
109	GOM_NL__2PRFIN20110126_094040_000000453099_00007_46573_2320.N1	26-JAN-2011 09:40:40	Dark	44.500	109	Bet Lup	2.6770	26000.	89	46573	No
110	GOM_NL__2PRFIN20110126_094207_000000433099_00008_46574_2328.N1	26-JAN-2011 09:42:07	Dark	43.000	78	Alp Lup	2.3040	28000.	86	46574	No
111	GOM_NL__2PRFIN20110126_094510_000000433099_00008_46574_2329.N1	26-JAN-2011 09:45:10	Dark	42.500	10	Bet Cen	0.61000	28000.	85	46574	No
112	GOM_NL__2PRFIN20110126_094836_000000433099_00008_46574_2330.N1	26-JAN-2011 09:48:36	Dark	42.500	12	Alp1Cru	0.77500	30000.	85	46574	No
113	GOM_NL__2PRFIN20110126_095412_000000533099_00008_46574_2331.N1	26-JAN-2011 09:54:12	Dark	52.500	113	Mu Vel	2.6920	5000.0	105	46574	No
114	GOM_NL__2PRFIN20110126_095856_000000503099_00008_46574_2332.N1	26-JAN-2011 09:58:56	Dark	50.000	65	Lam Vel	2.2040	4400.0	100	46574	No
115	GOM_NL__2PRFIN20110126_100536_000000443099_00008_46574_2333.N1	26-JAN-2011 10:05:36	Straylight	44.000	132	15Rho Pup	2.8030	6900.0	88	46574	No
116	GOM_NL__2PRFIN20110126_101436_000000553099_00008_46574_2334.N1	26-JAN-2011 10:14:36	Twi_and_stray	54.500	8	10Alp CMi	0.40000	6500.0	109	46574	No
117	GOM_NL__2PRFIN20110126_102129_000000423099_00008_46574_2335.N1	26-JAN-2011 10:21:29	Bright	42.000	17	78Bet Gem	1.1610	4500.0	84	46574	No
118	GOM_NL__2PRFIN20110126_103654_000000483099_00008_46574_2336.N1	26-JAN-2011 10:36:54	Bright	47.500	36	50Alp UMa	1.8000	6300.0	95	46574	No
119	GOM_NL__2PRFIN20110126_104147_000000473099_00008_46574_2337.N1	26-JAN-2011 10:41:47	Bright	46.500	60	7Bet UMi	2.0810	3950.0	93	46574	No
120	GOM_NL__2PRFIN20110126_104623_000000413099_00008_46574_2338.N1	26-JAN-2011 10:46:23	Bright	40.500	119	14Eta Dra	2.7270	4700.0	81	46574	No
121	GOM_NL__2PRFIN20110126_104921_000000363099_00008_46574_2339.N1	26-JAN-2011 10:49:21	Bright	35.500	130	23Bet Dra	2.7990	5800.0	71	46574	No
122	GOM_NL__2PRFIN20110126_105549_000000593099_00008_46574_2340.N1	26-JAN-2011 10:55:49	Bright	59.000	133	40Zet Her	2.8070	6000.0	118	46574	No
123	GOM_NL__2PRFIN20110126_105912_000000433099_00008_46574_2341.N1	26-JAN-2011 10:59:12	Bright	42.500	127	27Bet Her	2.7810	4700.0	85	46574	No
124	GOM_NL__2PRFIN20110126_110540_000000633099_00008_46574_2342.N1	26-JAN-2011 11:05:40	Twi_and_stray	63.000	102	24Alp Ser	2.6000	4250.0	126	46574	No
125	GOM_NL__2PRFIN20110126_110843_000000463099_00008_46574_2343.N1	26-JAN-2011 11:08:43	Twi_and_stray	45.500	98	13Zet Oph	2.5710	30000.	91	46574	No
126	GOM_NL__2PRFIN20110126_111313_000000483099_00008_46574_2344.N1	26-JAN-2011 11:13:13	Dark	47.500	16	21Alp Sco	1.0200	3000.0	95	46574	No
127	GOM_NL__2PRFIN20110126_111850_000000423099_00008_46574_2345.N1	26-JAN-2011 11:18:50	Dark	41.500	131	Gam Lup	2.8000	26000.	83	46574	No
128	GOM_NL__2PRFIN20110126_112054_000000443099_00008_46574_2346.N1	26-JAN-2011 11:20:54	Dark	44.000	109	Bet Lup	2.6770	26000.	88	46574	No
129	GOM_NL__2PRFIN20110126_112222_000000443099_00009_46575_2365.N1	26-JAN-2011 11:22:22	Dark	44.000	78	Alp Lup	2.3040	28000.	88	46575	No
130	GOM_NL__2PRFIN20110126_112525_000000433099_00009_46575_2366.N1	26-JAN-2011 11:25:25	Dark	42.500	10	Bet Cen	0.61000	28000.	85	46575	No
131	GOM_NL__2PRFIN20110126_112851_000000423099_00009_46575_2367.N1	26-JAN-2011 11:28:51	Dark	41.500	12	Alp1Cru	0.77500	30000.	83	46575	No
132	GOM_NL__2PRFIN20110126_113427_000000473099_00009_46575_2368.N1	26-JAN-2011 11:34:27	Dark	46.500	113	Mu Vel	2.6920	5000.0	93	46575	No
133	GOM_NL__2PRFIN20110126_113910_000000553099_00009_46575_2369.N1	26-JAN-2011 11:39:10	Dark	54.500	65	Lam Vel	2.2040	4400.0	109	46575	No
134	GOM_NL__2PRFIN20110126_114551_000000433099_00009_46575_2370.N1	26-JAN-2011 11:45:51	Straylight	42.500	132	15Rho Pup	2.8030	6900.0	85	46575	No
135	GOM_NL__2PRFIN20110126_115450_000000543099_00009_46575_2371.N1	26-JAN-2011 11:54:50	Twi_and_stray	53.500	8	10Alp CMi	0.40000	6500.0	107	46575	No
136	GOM_NL__2PRFIN20110126_120143_000000433099_00009_46575_2372.N1	26-JAN-2011 12:01:43	Bright	43.000	17	78Bet Gem	1.1610	4500.0	86	46575	No
137	GOM_NL__2PRFIN20110126_121708_000000463099_00009_46575_2373.N1	26-JAN-2011 12:17:08	Bright	45.500	36	50Alp UMa	1.8000	6300.0	91	46575	No
138	GOM_NL__2PRFIN20110126_122201_000000383099_00009_46575_2374.N1	26-JAN-2011 12:22:01	Bright	37.500	60	7Bet UMi	2.0810	3950.0	75	46575	No
139	GOM_NL__2PRFIN20110126_122636_000000403099_00009_46575_2375.N1	26-JAN-2011 12:26:36	Bright	39.500	119	14Eta Dra	2.7270	4700.0	79	46575	No
140	GOM_NL__2PRFIN20110126_122935_000000353099_00009_46575_2376.N1	26-JAN-2011 12:29:35	Bright	35.000	130	23Bet Dra	2.7990	5800.0	70	46575	No
141	GOM_NL__2PRFIN20110126_123603_000000403099_00009_46575_2377.N1	26-JAN-2011 12:36:03	Bright	40.000	133	40Zet Her	2.8070	6000.0	80	46575	No
142	GOM_NL__2PRFIN20110126_123927_000000623099_00009_46575_2378.N1	26-JAN-2011 12:39:27	Bright	62.000	127	27Bet Her	2.7810	4700.0	124	46575	No
143	GOM_NL__2PRFIN20110126_124555_000000613099_00009_46575_2379.N1	26-JAN-2011 12:45:55	Twi_and_stray	60.500	102	24Alp Ser	2.6000	4250.0	121	46575	No
144	GOM_NL__2PRFIN20110126_124857_000000463099_00009_46575_2380.N1	26-JAN-2011 12:48:57	Twi_and_stray	45.500	98	13Zet Oph	2.5710	30000.	91	46575	No
145	GOM_NL__2PRFIN20110126_125328_000000573099_00009_46575_2381.N1	26-JAN-2011 12:53:28	Dark	57.000	16	21Alp Sco	1.0200	3000.0	114	46575	No
146	GOM_NL__2PRFIN20110126_125905_000000433099_00009_46575_2382.N1	26-JAN-2011 12:59:05	Dark	42.500	131	Gam Lup	2.8000	26000.	85	46575	No
147	GOM_NL__2PRFIN20110126_130109_000000453099_00009_46575_2383.N1	26-JAN-2011 13:01:09	Dark	44.500	109	Bet Lup	2.6770	26000.	89	46575	No
148	GOM_NL__2PRFIN20110126_130236_000000413099_00010_46576_2395.N1	26-JAN-2011 13:02:36	Dark	41.000	78	Alp Lup	2.3040	28000.	82	46576	No
149	GOM_NL__2PRFIN20110126_130539_000000423099_00010_46576_2396.N1	26-JAN-2011 13:05:39	Dark	41.500	10	Bet Cen	0.61000	28000.	83	46576	No
150	GOM_NL__2PRFIN20110126_130905_000000433099_00010_46576_2397.N1	26-JAN-2011 13:09:05	Dark	42.500	12	Alp1Cru	0.77500	30000.	85	46576	No
151	GOM_NL__2PRFIN20110126_131442_000000473099_00010_46576_2398.N1	26-JAN-2011 13:14:42	Dark	46.500	113	Mu Vel	2.6920	5000.0	93	46576	No
152	GOM_NL__2PRFIN20110126_131925_000000573099_00010_46576_2399.N1	26-JAN-2011 13:19:25	Dark	56.500	65	Lam Vel	2.2040	4400.0	113	46576	No
153	GOM_NL__2PRFIN20110126_132605_000000433099_00010_46576_2400.N1	26-JAN-2011 13:26:05	Straylight	43.000	132	15Rho Pup	2.8030	6900.0	86	46576	No
154	GOM_NL__2PRFIN20110126_133504_000000523099_00010_46576_2401.N1	26-JAN-2011 13:35:04	Twi_and_stray	51.500	8	10Alp CMi	0.40000	6500.0	103	46576	No
155	GOM_NL__2PRFIN20110126_134156_000000443099_00010_46576_2402.N1	26-JAN-2011 13:41:56	Bright	43.500	17	78Bet Gem	1.1610	4500.0	87	46576	No
156	GOM_NL__2PRFIN20110126_135721_000000463099_00010_46576_2403.N1	26-JAN-2011 13:57:21	Bright	46.000	36	50Alp UMa	1.8000	6300.0	92	46576	No
157	GOM_NL__2PRFIN20110126_140215_000000373099_00010_46576_2404.N1	26-JAN-2011 14:02:15	Bright	36.500	60	7Bet UMi	2.0810	3950.0	73	46576	No
158	GOM_NL__2PRFIN20110126_140650_000000393099_00010_46576_2405.N1	26-JAN-2011 14:06:50	Bright	39.000	119	14Eta Dra	2.7270	4700.0	78	46576	No
159	GOM_NL__2PRFIN20110126_140949_000000543099_00010_46576_2406.N1	26-JAN-2011 14:09:49	Bright	54.000	130	23Bet Dra	2.7990	5800.0	108	46576	No
160	GOM_NL__2PRFIN20110126_141617_000000593099_00010_46576_2407.N1	26-JAN-2011 14:16:17	Bright	59.000	133	40Zet Her	2.8070	6000.0	118	46576	No

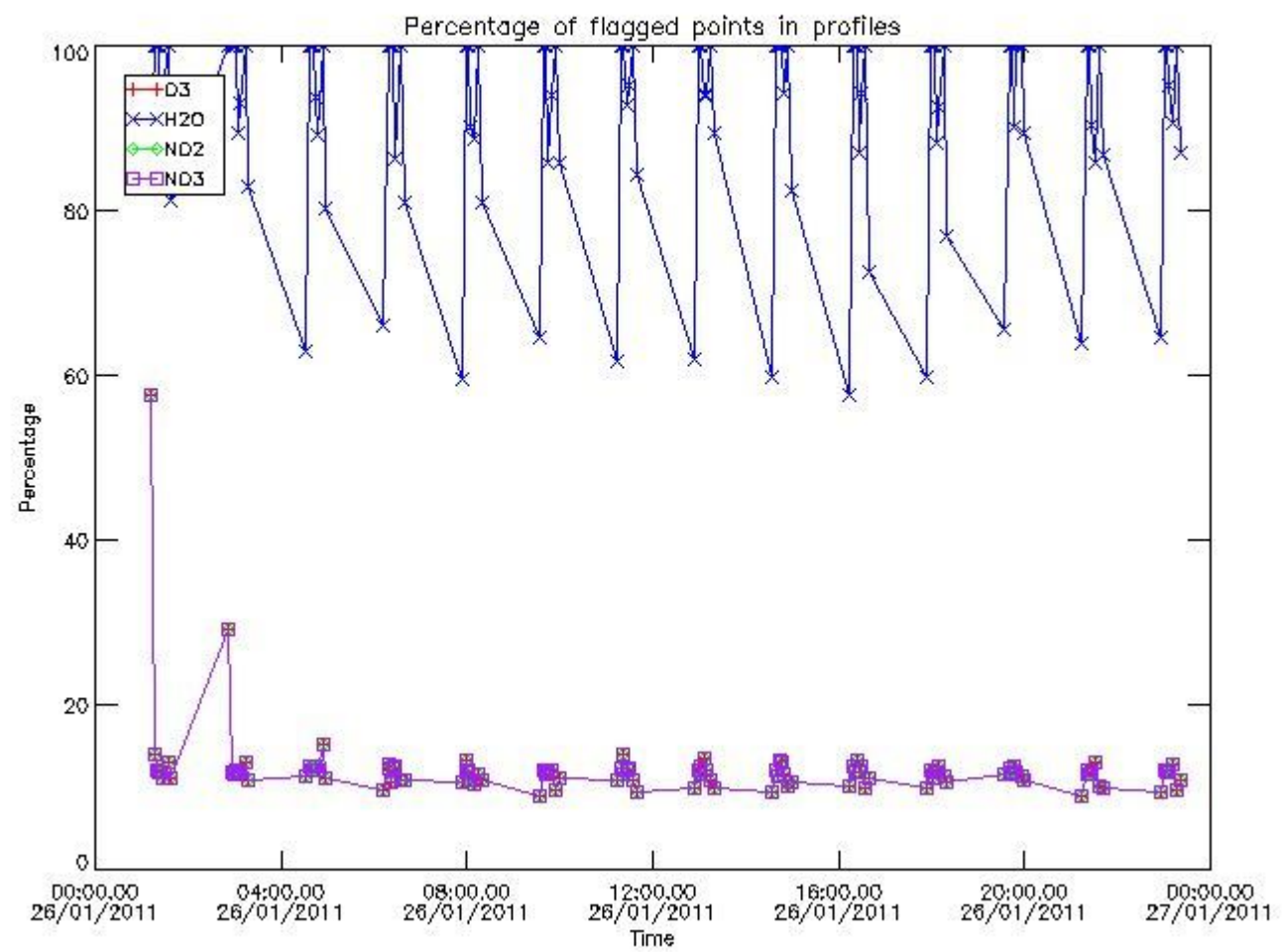
161	GOM_NL__2PRFIN20110126_141941_000000623099_00010_46576_2408.N1	26-JAN-2011 14:19:41	Bright	62.000	127	27Bet Her	2.7810	4700.0	124	46576	No
162	GOM_NL__2PRFIN20110126_142609_000000603099_00010_46576_2409.N1	26-JAN-2011 14:26:09	Tw_i_and_stray	59.500	102	24Alp Ser	2.6000	4250.0	119	46576	No
163	GOM_NL__2PRFIN20110126_142912_000000473099_00010_46576_2410.N1	26-JAN-2011 14:29:12	Tw_i_and_stray	46.500	98	13Zet Oph	2.5710	30000.	93	46576	No
164	GOM_NL__2PRFIN20110126_143342_000000543099_00010_46576_2411.N1	26-JAN-2011 14:33:42	Dark	54.000	16	21Alp Sco	1.0200	3000.0	108	46576	No
165	GOM_NL__2PRFIN20110126_143919_000000423099_00010_46576_2412.N1	26-JAN-2011 14:39:19	Dark	42.000	131	Gam Lup	2.8000	26000.	84	46576	No
166	GOM_NL__2PRFIN20110126_144124_000000453099_00010_46576_2413.N1	26-JAN-2011 14:41:24	Dark	45.000	109	Bet Lup	2.6770	26000.	90	46576	No
167	GOM_NL__2PRFIN20110126_144251_000000433099_00011_46577_2442.N1	26-JAN-2011 14:42:51	Dark	42.500	78	Alp Lup	2.3040	28000.	85	46577	No
168	GOM_NL__2PRFIN20110126_144554_000000433099_00011_46577_2443.N1	26-JAN-2011 14:45:54	Dark	43.000	10	Bet Cen	0.61000	28000.	86	46577	No
169	GOM_NL__2PRFIN20110126_144920_000000443099_00011_46577_2444.N1	26-JAN-2011 14:49:20	Dark	44.000	12	Alp1Cru	0.77500	30000.	88	46577	No
170	GOM_NL__2PRFIN20110126_145456_000000513099_00011_46577_2445.N1	26-JAN-2011 14:54:56	Dark	50.500	113	Mu Vel	2.6920	5000.0	101	46577	No
171	GOM_NL__2PRFIN20110126_145939_000000483099_00011_46577_2446.N1	26-JAN-2011 14:59:39	Dark	48.000	65	Lam Vel	2.2040	4400.0	96	46577	No
172	GOM_NL__2PRFIN20110126_150619_000000423099_00011_46577_2447.N1	26-JAN-2011 15:06:19	Straylight	42.000	132	15Rho Pup	2.8030	6900.0	84	46577	No
173	GOM_NL__2PRFIN20110126_151518_000000563099_00011_46577_2448.N1	26-JAN-2011 15:15:18	Tw_i_and_stray	55.500	8	10Alp CMi	0.40000	6500.0	111	46577	No
174	GOM_NL__2PRFIN20110126_152210_000000433099_00011_46577_2449.N1	26-JAN-2011 15:22:10	Bright	43.000	17	78Bet Gem	1.1610	4500.0	86	46577	No
175	GOM_NL__2PRFIN20110126_153734_000000483099_00011_46577_2450.N1	26-JAN-2011 15:37:34	Bright	47.500	36	50Alp UMa	1.8000	6300.0	95	46577	No
176	GOM_NL__2PRFIN20110126_154229_000000413099_00011_46577_2451.N1	26-JAN-2011 15:42:29	Bright	40.500	60	7Bet UMi	2.0810	3950.0	81	46577	No
177	GOM_NL__2PRFIN20110126_154704_000000403099_00011_46577_2452.N1	26-JAN-2011 15:47:04	Bright	39.500	119	14Eta Dra	2.7270	4700.0	79	46577	No
178	GOM_NL__2PRFIN20110126_155003_000000543099_00011_46577_2453.N1	26-JAN-2011 15:50:03	Bright	54.000	130	23Bet Dra	2.7990	5800.0	108	46577	No
179	GOM_NL__2PRFIN20110126_155631_000000463099_00011_46577_2454.N1	26-JAN-2011 15:56:31	Bright	46.000	133	40Zet Her	2.8070	6000.0	92	46577	No
180	GOM_NL__2PRFIN20110126_155955_000000433099_00011_46577_2455.N1	26-JAN-2011 15:59:55	Bright	42.500	127	27Bet Her	2.7810	4700.0	85	46577	No
181	GOM_NL__2PRFIN20110126_160624_000000633099_00011_46577_2456.N1	26-JAN-2011 16:06:24	Tw_i_and_stray	62.500	102	24Alp Ser	2.6000	4250.0	125	46577	No
182	GOM_NL__2PRFIN20110126_160926_000000463099_00011_46577_2457.N1	26-JAN-2011 16:09:26	Tw_i_and_stray	45.500	98	13Zet Oph	2.5710	30000.	91	46577	No
183	GOM_NL__2PRFIN20110126_161357_000000503099_00011_46577_2458.N1	26-JAN-2011 16:13:57	Dark	50.000	16	21Alp Sco	1.0200	3000.0	100	46577	No
184	GOM_NL__2PRFIN20110126_161934_000000413099_00011_46577_2459.N1	26-JAN-2011 16:19:34	Dark	41.000	131	Gam Lup	2.8000	26000.	82	46577	No
185	GOM_NL__2PRFIN20110126_162139_000000433099_00011_46577_2460.N1	26-JAN-2011 16:21:39	Dark	43.000	109	Bet Lup	2.6770	26000.	86	46577	No
186	GOM_NL__2PRFIN20110126_162306_000000433099_00012_46578_2460.N1	26-JAN-2011 16:23:06	Dark	42.500	78	Alp Lup	2.3040	28000.	85	46578	No
187	GOM_NL__2PRFIN20110126_162608_000000433099_00012_46578_2461.N1	26-JAN-2011 16:26:08	Dark	43.000	10	Bet Cen	0.61000	28000.	86	46578	No
188	GOM_NL__2PRFIN20110126_162934_000000453099_00012_46578_2462.N1	26-JAN-2011 16:29:34	Dark	44.500	12	Alp1Cru	0.77500	30000.	89	46578	No
189	GOM_NL__2PRFIN20110126_163511_000000523099_00012_46578_2463.N1	26-JAN-2011 16:35:11	Dark	51.500	113	Mu Vel	2.6920	5000.0	103	46578	No
190	GOM_NL__2PRFIN20110126_163954_000000463099_00012_46578_2464.N1	26-JAN-2011 16:39:54	Dark	45.500	65	Lam Vel	2.2040	4400.0	91	46578	No
191	GOM_NL__2PRFIN20110126_164633_000000403099_00012_46578_2465.N1	26-JAN-2011 16:46:33	Straylight	39.500	132	15Rho Pup	2.8030	6900.0	79	46578	No
192	GOM_NL__2PRFIN20110126_165532_000000533099_00012_46578_2466.N1	26-JAN-2011 16:55:32	Tw_i_and_stray	52.500	8	10Alp CMi	0.40000	6500.0	105	46578	No
193	GOM_NL__2PRFIN20110126_170224_000000423099_00012_46578_2467.N1	26-JAN-2011 17:02:24	Bright	42.000	17	78Bet Gem	1.1610	4500.0	84	46578	No
194	GOM_NL__2PRFIN20110126_171747_000000473099_00012_46578_2468.N1	26-JAN-2011 17:17:47	Bright	47.000	36	50Alp UMa	1.8000	6300.0	94	46578	No
195	GOM_NL__2PRFIN20110126_172242_000000423099_00012_46578_2469.N1	26-JAN-2011 17:22:42	Bright	41.500	60	7Bet UMi	2.0810	3950.0	83	46578	No
196	GOM_NL__2PRFIN20110126_172718_000000403099_00012_46578_2470.N1	26-JAN-2011 17:27:18	Bright	40.000	119	14Eta Dra	2.7270	4700.0	80	46578	No
197	GOM_NL__2PRFIN20110126_173017_000000383099_00012_46578_2471.N1	26-JAN-2011 17:30:17	Bright	37.500	130	23Bet Dra	2.7990	5800.0	75	46578	No
198	GOM_NL__2PRFIN20110126_173645_000000593099_00012_46578_2472.N1	26-JAN-2011 17:36:45	Bright	59.000	133	40Zet Her	2.8070	6000.0	118	46578	No
199	GOM_NL__2PRFIN20110126_174009_000000623099_00012_46578_2473.N1	26-JAN-2011 17:40:09	Bright	62.000	127	27Bet Her	2.7810	4700.0	124	46578	No
200	GOM_NL__2PRFIN20110126_174639_000000593099_00012_46578_2474.N1	26-JAN-2011 17:46:39	Tw_i_and_stray	59.000	102	24Alp Ser	2.6000	4250.0	118	46578	No
201	GOM_NL__2PRFIN20110126_174941_000000463099_00012_46578_2475.N1	26-JAN-2011 17:49:41	Tw_i_and_stray	45.500	98	13Zet Oph	2.5710	30000.	91	46578	No
202	GOM_NL__2PRFIN20110126_175411_000000523099_00012_46578_2476.N1	26-JAN-2011 17:54:11	Dark	51.500	16	21Alp Sco	1.0200	3000.0	103	46578	No
203	GOM_NL__2PRFIN20110126_175949_000000433099_00012_46578_2477.N1	26-JAN-2011 17:59:49	Dark	42.500	131	Gam Lup	2.8000	26000.	85	46578	No
204	GOM_NL__2PRFIN20110126_180154_000000463099_00012_46578_2478.N1	26-JAN-2011 18:01:54	Dark	45.500	109	Bet Lup	2.6770	26000.	91	46578	No
205	GOM_NL__2PRFIN20110126_180321_000000443099_00013_46579_2485.N1	26-JAN-2011 18:03:21	Dark	43.500	78	Alp Lup	2.3040	28000.	87	46579	No
206	GOM_NL__2PRFIN20110126_180623_000000433099_00013_46579_2486.N1	26-JAN-2011 18:06:23	Dark	43.000	10	Bet Cen	0.61000	28000.	86	46579	No
207	GOM_NL__2PRFIN20110126_180949_000000413099_00013_46579_2487.N1	26-JAN-2011 18:09:49	Dark	41.000	12	Alp1Cru	0.77500	30000.	82	46579	No
208	GOM_NL__2PRFIN20110126_181526_000000453099_00013_46579_2488.N1	26-JAN-2011 18:15:26	Dark	45.000	113	Mu Vel	2.6920	5000.0	90	46579	No
209	GOM_NL__2PRFIN20110126_182008_000000483099_00013_46579_2489.N1	26-JAN-2011 18:20:08	Dark	48.000	65	Lam Vel	2.2040	4400.0	96	46579	No
210	GOM_NL__2PRFIN20110126_182647_000000453099_00013_46579_2490.N1	26-JAN-2011 18:26:47	Straylight	44.500	132	15Rho Pup	2.8030	6900.0	89	46579	No
211	GOM_NL__2PRFIN20110126_183546_000000513099_00013_46579_2491.N1	26-JAN-2011 18:35:46	Tw_i_and_stray	51.000	8	10Alp CMi	0.40000	6500.0	102	46579	No
212	GOM_NL__2PRFIN20110126_184238_000000443099_00013_46579_2492.N1	26-JAN-2011 18:42:38	Bright	43.500	17	78Bet Gem	1.1610	4500.0	87	46579	No
213	GOM_NL__2PRFIN20110126_185801_000000483099_00013_46579_2493.N1	26-JAN-2011 18:58:01	Bright	48.000	36	50Alp UMa	1.8000	6300.0	96	46579	No
214	GOM_NL__2PRFIN20110126_190256_000000423099_00013_46579_2494.N1	26-JAN-2011 19:02:56	Bright	41.500	60	7Bet UMi	2.0810	3950.0	83	46579	No
215	GOM_NL__2PRFIN20110126_190732_000000403099_00013_46579_2495.N1	26-JAN-2011 19:07:32	Bright	40.000	119	14Eta Dra	2.7270	4700.0	80	46579	No
216	GOM_NL__2PRFIN20110126_191031_000000353099_00013_46579_2496.N1	26-JAN-2011 19:10:31	Bright	34.500	130	23Bet Dra	2.7990	5800.0	69	46579	No
217	GOM_NL__2PRFIN20110126_191700_000000593099_00013_46579_2497.N1	26-JAN-2011 19:17:00	Bright	59.000	133	40Zet Her	2.8070	6000.0	118	46579	No
218	GOM_NL__2PRFIN20110126_192024_000000443099_00013_46579_2498.N1	26-JAN-2011 19:20:24	Bright	43.500	127	27Bet Her	2.7810	4700.0	87	46579	No
219	GOM_NL__2PRFIN20110126_192654_000000593099_00013_46579_2499.N1	26-JAN-2011 19:26:54	Tw_i_and_stray	59.000	102	24Alp Ser	2.6000	4250.0	118	46579	No

220	GOM_NL__2PRFIN20110126_192955_000000483099_00013_46579_2500.N1	26-JAN-2011 19:29:55	Twilight	47.500	98	13Zet Oph	2.5710	30000.	95	46579	No
221	GOM_NL__2PRFIN20110126_193426_000000573099_00013_46579_2501.N1	26-JAN-2011 19:34:26	Dark	57.000	16	21Alp Sco	1.0200	3000.0	114	46579	No
222	GOM_NL__2PRFIN20110126_194004_000000433099_00013_46579_2502.N1	26-JAN-2011 19:40:04	Dark	43.000	131	Gam Lup	2.8000	26000.	86	46579	No
223	GOM_NL__2PRFIN20110126_194208_000000463099_00013_46579_2503.N1	26-JAN-2011 19:42:08	Dark	45.500	109	Bet Lup	2.6770	26000.	91	46579	No
224	GOM_NL__2PRFIN20110126_194336_000000443099_00014_46580_2510.N1	26-JAN-2011 19:43:36	Dark	44.000	78	Alp Lup	2.3040	28000.	88	46580	No
225	GOM_NL__2PRFIN20110126_194638_000000413099_00014_46580_2511.N1	26-JAN-2011 19:46:38	Dark	41.000	10	Bet Cen	0.61000	28000.	82	46580	No
226	GOM_NL__2PRFIN20110126_195004_000000443099_00014_46580_2512.N1	26-JAN-2011 19:50:04	Dark	43.500	12	Alp1Cru	0.77500	30000.	87	46580	No
227	GOM_NL__2PRFIN20110126_195540_000000453099_00014_46580_2513.N1	26-JAN-2011 19:55:40	Dark	44.500	113	Mu Vel	2.6920	5000.0	89	46580	No
228	GOM_NL__2PRFIN20110126_200022_000000483099_00014_46580_2514.N1	26-JAN-2011 20:00:22	Dark	47.500	65	Lam Vel	2.2040	4400.0	95	46580	No
229	GOM_NL__2PRFIN20110126_200702_000000453099_00014_46580_2515.N1	26-JAN-2011 20:07:02	Straylight	44.500	132	15Rho Pup	2.8030	6900.0	89	46580	No
230	GOM_NL__2PRFIN20110126_201600_000000533099_00014_46580_2516.N1	26-JAN-2011 20:16:00	Twilight	52.500	8	10Alp CMi	0.40000	6500.0	105	46580	No
231	GOM_NL__2PRFIN20110126_202251_000000443099_00014_46580_2517.N1	26-JAN-2011 20:22:51	Bright	43.500	17	78Bet Gem	1.1610	4500.0	87	46580	No
232	GOM_NL__2PRFIN20110126_203814_000000483099_00014_46580_2518.N1	26-JAN-2011 20:38:14	Bright	47.500	36	50Alp UMa	1.8000	6300.0	95	46580	No
233	GOM_NL__2PRFIN20110126_204310_000000383099_00014_46580_2519.N1	26-JAN-2011 20:43:10	Bright	38.000	60	7Bet UMi	2.0810	3950.0	76	46580	No
234	GOM_NL__2PRFIN20110126_204746_000000403099_00014_46580_2520.N1	26-JAN-2011 20:47:46	Bright	39.500	119	14Eta Dra	2.7270	4700.0	79	46580	No
235	GOM_NL__2PRFIN20110126_205045_000000353099_00014_46580_2521.N1	26-JAN-2011 20:50:45	Bright	34.500	130	23Bet Dra	2.7990	5800.0	69	46580	No
236	GOM_NL__2PRFIN20110126_205714_000000423099_00014_46580_2522.N1	26-JAN-2011 20:57:14	Bright	41.500	133	40Zet Her	2.8070	6000.0	83	46580	No
237	GOM_NL__2PRFIN20110126_210038_000000623099_00014_46580_2523.N1	26-JAN-2011 21:00:38	Bright	62.000	127	27Bet Her	2.7810	4700.0	124	46580	No
238	GOM_NL__2PRFIN20110126_210709_000000503099_00014_46580_2524.N1	26-JAN-2011 21:07:09	Twilight	50.000	102	24Alp Ser	2.6000	4250.0	100	46580	No
239	GOM_NL__2PRFIN20110126_211010_000000453099_00014_46580_2525.N1	26-JAN-2011 21:10:10	Twilight	44.500	98	13Zet Oph	2.5710	30000.	89	46580	No
240	GOM_NL__2PRFIN20110126_211440_000000573099_00014_46580_2526.N1	26-JAN-2011 21:14:40	Dark	57.000	16	21Alp Sco	1.0200	3000.0	114	46580	No
241	GOM_NL__2PRFIN20110126_212018_000000433099_00014_46580_2527.N1	26-JAN-2011 21:20:18	Dark	42.500	131	Gam Lup	2.8000	26000.	85	46580	No
242	GOM_NL__2PRFIN20110126_212223_000000443099_00014_46580_2528.N1	26-JAN-2011 21:22:23	Dark	44.000	109	Bet Lup	2.6770	26000.	88	46580	No
243	GOM_NL__2PRFIN20110126_212351_000000443099_00015_46581_2537.N1	26-JAN-2011 21:23:51	Dark	44.000	78	Alp Lup	2.3040	28000.	88	46581	No
244	GOM_NL__2PRFIN20110126_212652_000000423099_00015_46581_2538.N1	26-JAN-2011 21:26:52	Dark	42.000	10	Bet Cen	0.61000	28000.	84	46581	No
245	GOM_NL__2PRFIN20110126_213018_000000433099_00015_46581_2539.N1	26-JAN-2011 21:30:18	Dark	43.000	12	Alp1Cru	0.77500	30000.	86	46581	No
246	GOM_NL__2PRFIN20110126_213555_000000513099_00015_46581_2540.N1	26-JAN-2011 21:35:55	Dark	50.500	113	Mu Vel	2.6920	5000.0	101	46581	No
247	GOM_NL__2PRFIN20110126_214037_000000573099_00015_46581_2541.N1	26-JAN-2011 21:40:37	Dark	57.000	65	Lam Vel	2.2040	4400.0	114	46581	No
248	GOM_NL__2PRFIN20110126_214716_000000423099_00015_46581_2542.N1	26-JAN-2011 21:47:16	Straylight	42.000	132	15Rho Pup	2.8030	6900.0	84	46581	No
249	GOM_NL__2PRFIN20110126_215614_000000523099_00015_46581_2543.N1	26-JAN-2011 21:56:14	Twilight	52.000	8	10Alp CMi	0.40000	6500.0	104	46581	No
250	GOM_NL__2PRFIN20110126_220305_000000443099_00015_46581_2544.N1	26-JAN-2011 22:03:05	Bright	43.500	17	78Bet Gem	1.1610	4500.0	87	46581	No
251	GOM_NL__2PRFIN20110126_221827_000000493099_00015_46581_2545.N1	26-JAN-2011 22:18:27	Bright	49.000	36	50Alp UMa	1.8000	6300.0	98	46581	No
252	GOM_NL__2PRFIN20110126_222324_000000393099_00015_46581_2546.N1	26-JAN-2011 22:23:24	Bright	39.000	60	7Bet UMi	2.0810	3950.0	78	46581	No
253	GOM_NL__2PRFIN20110126_222800_000000393099_00015_46581_2547.N1	26-JAN-2011 22:28:00	Bright	39.000	119	14Eta Dra	2.7270	4700.0	78	46581	No
254	GOM_NL__2PRFIN20110126_223059_000000383099_00015_46581_2548.N1	26-JAN-2011 22:30:59	Bright	37.500	130	23Bet Dra	2.7990	5800.0	75	46581	No
255	GOM_NL__2PRFIN20110126_223728_000000403099_00015_46581_2549.N1	26-JAN-2011 22:37:28	Bright	40.000	133	40Zet Her	2.8070	6000.0	80	46581	No
256	GOM_NL__2PRFIN20110126_224052_000000433099_00015_46581_2550.N1	26-JAN-2011 22:40:52	Bright	42.500	127	27Bet Her	2.7810	4700.0	85	46581	No
257	GOM_NL__2PRFIN20110126_224723_000000503099_00015_46581_2551.N1	26-JAN-2011 22:47:23	Twilight	50.000	102	24Alp Ser	2.6000	4250.0	100	46581	No
258	GOM_NL__2PRFIN20110126_225024_000000443099_00015_46581_2552.N1	26-JAN-2011 22:50:24	Twilight	43.500	98	13Zet Oph	2.5710	30000.	87	46581	No
259	GOM_NL__2PRFIN20110126_225455_000000543099_00015_46581_2553.N1	26-JAN-2011 22:54:55	Dark	54.000	16	21Alp Sco	1.0200	3000.0	108	46581	No
260	GOM_NL__2PRFIN20110126_230033_000000423099_00015_46581_2554.N1	26-JAN-2011 23:00:33	Dark	42.000	131	Gam Lup	2.8000	26000.	84	46581	No
261	GOM_NL__2PRFIN20110126_230405_000000443099_00016_46582_2576.N1	26-JAN-2011 23:04:05	Dark	43.500	78	Alp Lup	2.3040	28000.	87	46582	No
262	GOM_NL__2PRFIN20110126_230707_000000423099_00016_46582_2577.N1	26-JAN-2011 23:07:07	Dark	42.000	10	Bet Cen	0.61000	28000.	84	46582	No
263	GOM_NL__2PRFIN20110126_231033_000000443099_00016_46582_2578.N1	26-JAN-2011 23:10:33	Dark	43.500	12	Alp1Cru	0.77500	30000.	87	46582	No
264	GOM_NL__2PRFIN20110126_231610_000000543099_00016_46582_2579.N1	26-JAN-2011 23:16:10	Dark	53.500	113	Mu Vel	2.6920	5000.0	107	46582	No
265	GOM_NL__2PRFIN20110126_232051_000000473099_00016_46582_2580.N1	26-JAN-2011 23:20:51	Dark	46.500	65	Lam Vel	2.2040	4400.0	93	46582	No
266	GOM_NL__2PRFIN20110126_232730_000000403099_00016_46582_2581.N1	26-JAN-2011 23:27:30	Straylight	40.000	132	15Rho Pup	2.8030	6900.0	80	46582	No
267	GOM_NL__2PRFIN20110126_233628_000000493099_00016_46582_2582.N1	26-JAN-2011 23:36:28	Twilight	49.000	8	10Alp CMi	0.40000	6500.0	98	46582	No
268	GOM_NL__2PRFIN20110126_234319_000000433099_00016_46582_2583.N1	26-JAN-2011 23:43:19	Bright	42.500	17	78Bet Gem	1.1610	4500.0	85	46582	No
269	GOM_NL__2PRFIN20110126_235840_000000463099_00016_46582_2584.N1	26-JAN-2011 23:58:40	Bright	45.500	36	50Alp UMa	1.8000	6300.0	91	46582	No

3. Quality information per product

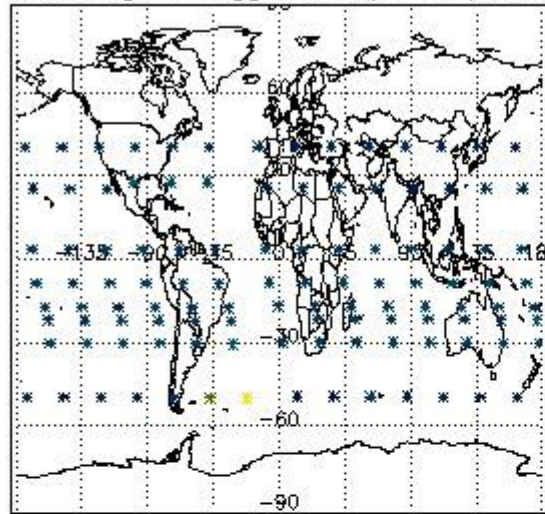
In this section it is plotted some information contained in the Quality Summary data set of the level 2 products. Only products in dark limb conditions and without errors (error flag in the MPH set to "0") are used.

3.1 Plot quality information per product (time dependant)

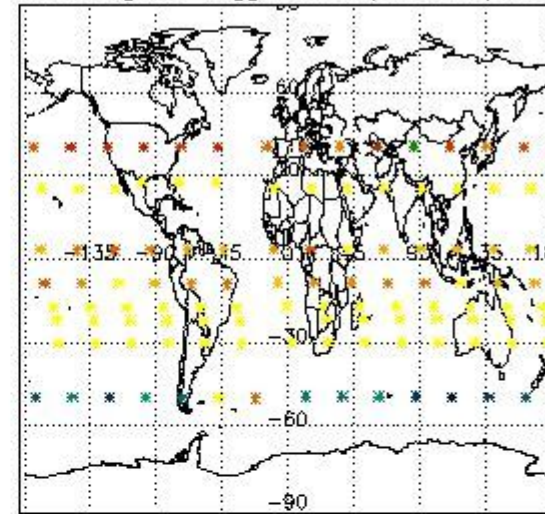


3.2 Plot quality information per product (world map)

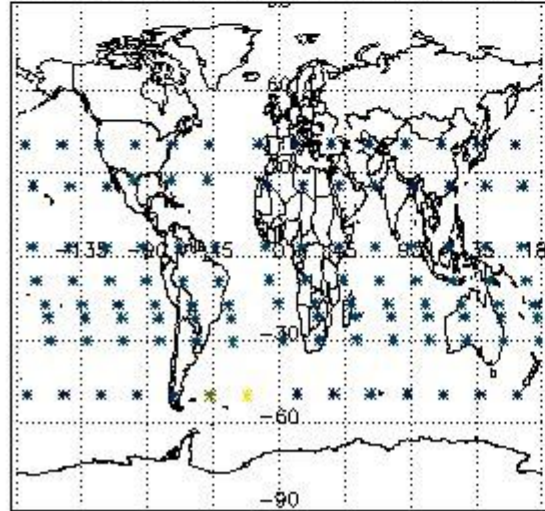
Percentage of flagged data per O3 profile




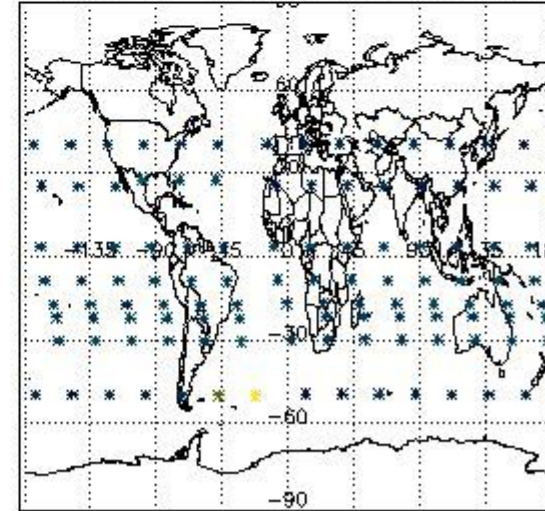
Percentage of flagged data per H2O profile



Percentage of flagged data per NO2 profile



Percentage of flagged data per NO3 profile

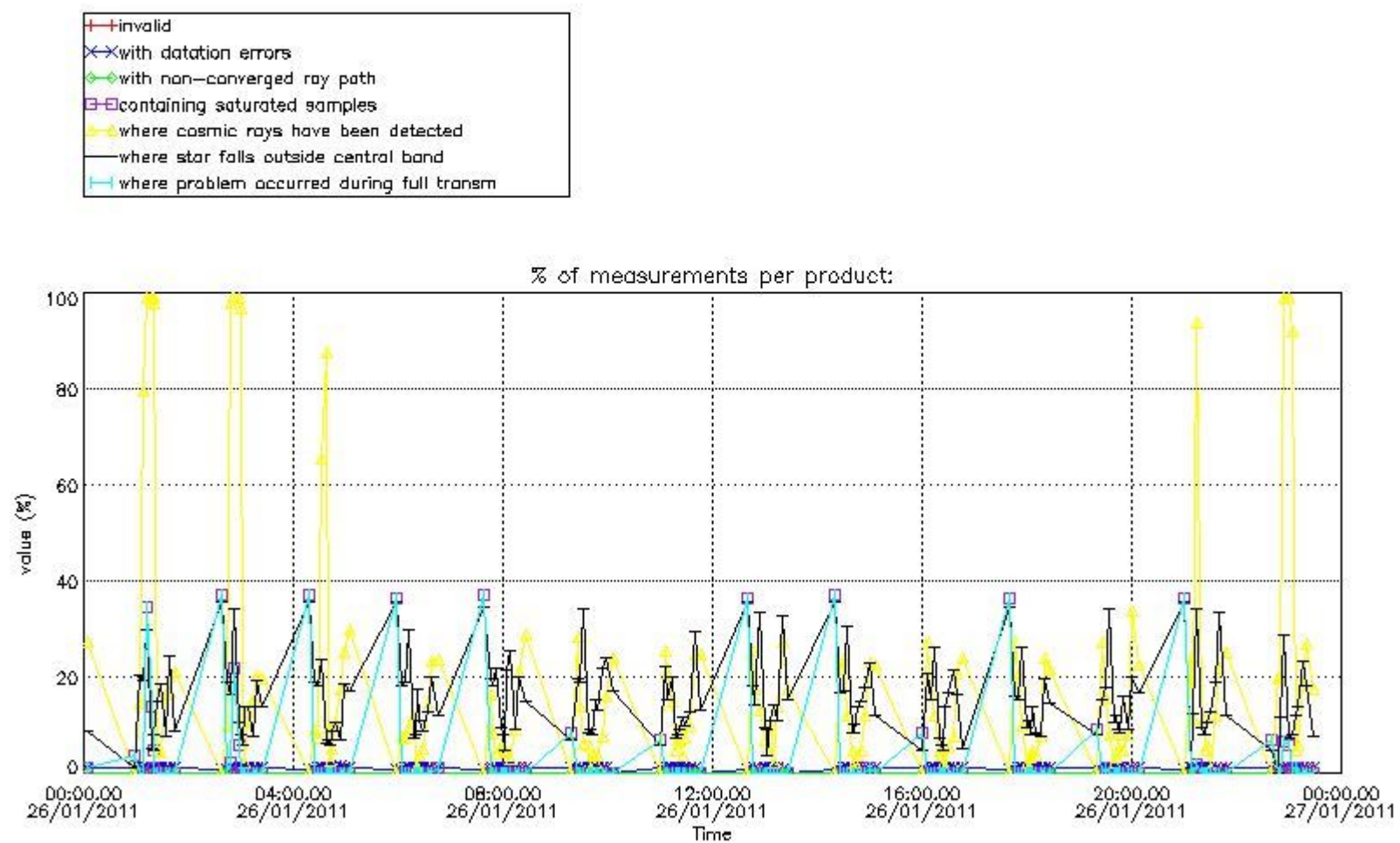


4. Level 1 quality information per product

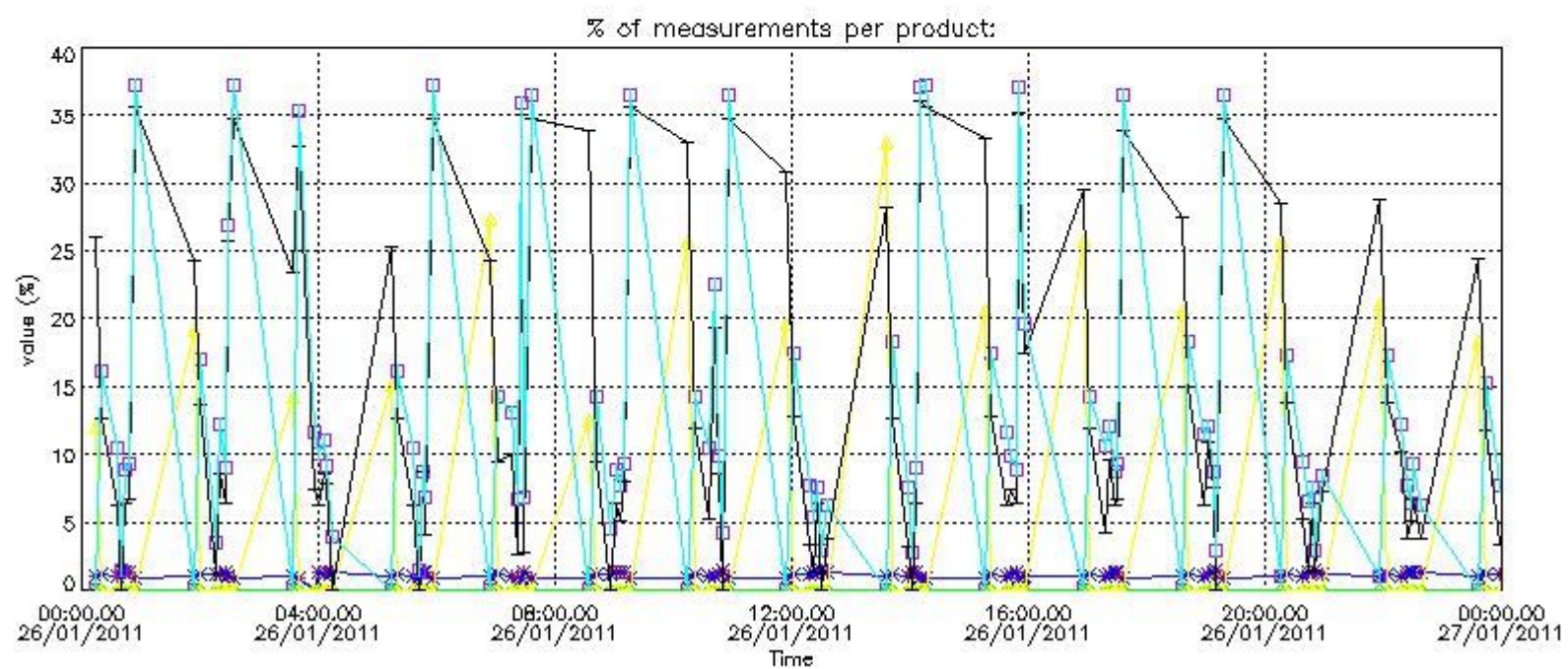
In this section it is plotted some information contained in the Quality Summary data set of the level 2 products that comes from the level 1b processing. Products without errors (error flag in the MPH set to "0") are used.

4.1 Plot quality information per product (time dependant) coming from level 1b processing

4.1.1 Plot level 1 quality information per product (time dependant): ENVISAT ASCENDING passes

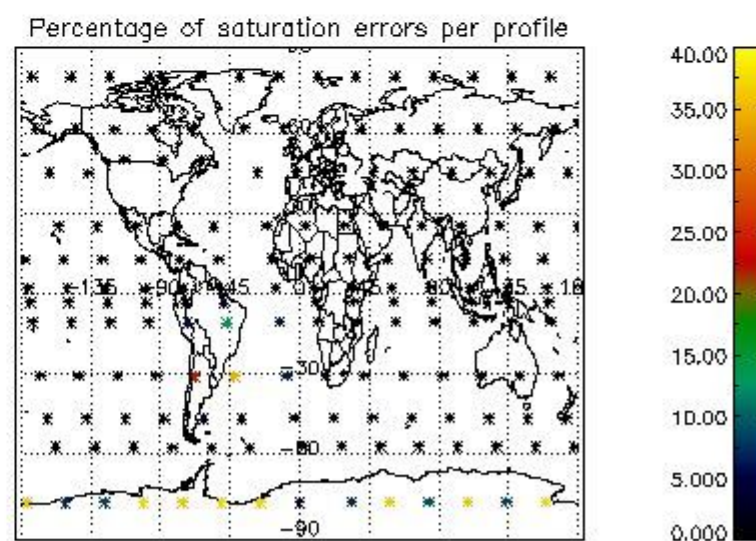
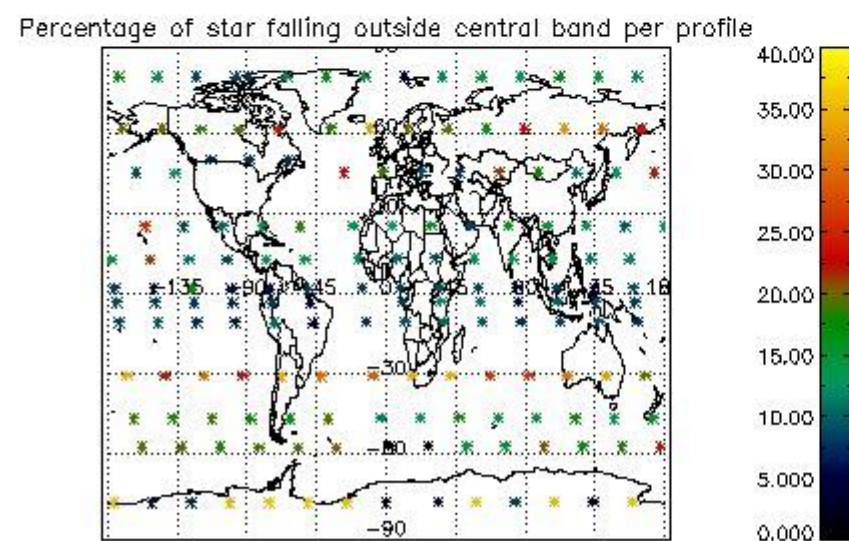
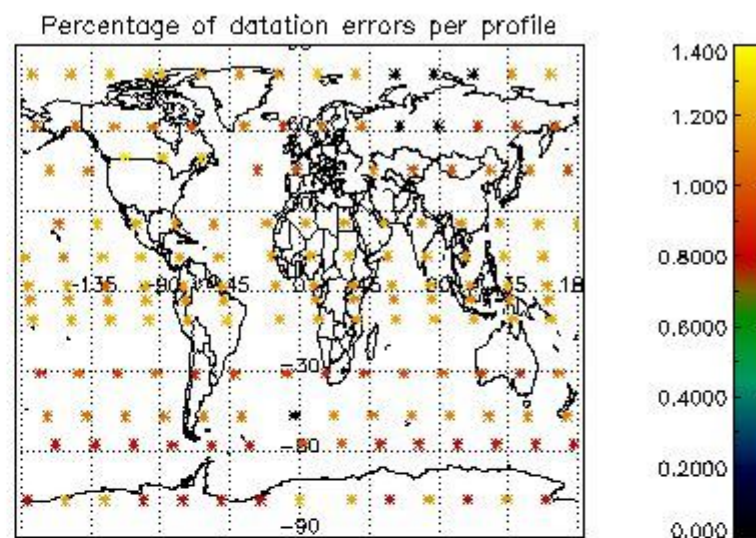
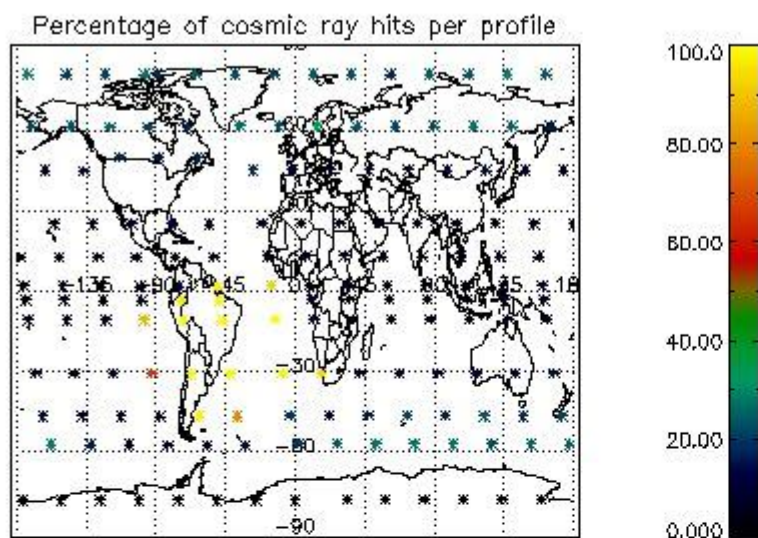


4.1.2 Plot level 1 quality information per product (time dependant): ENVI SAT DESCENDING passes

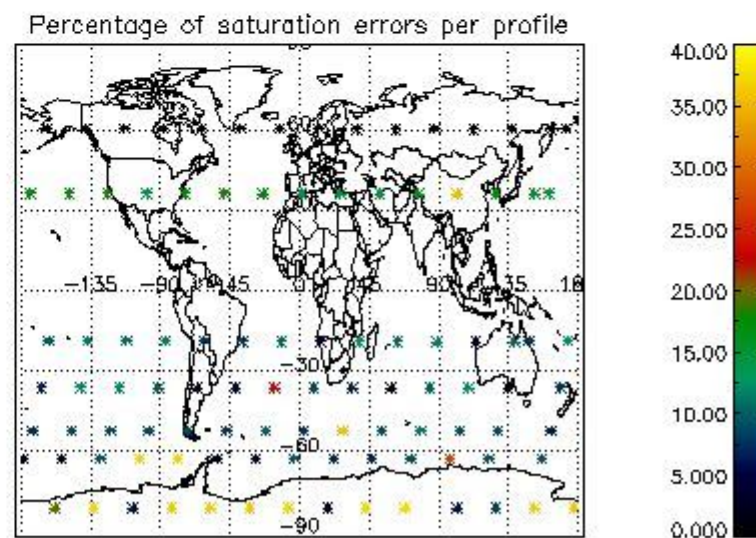
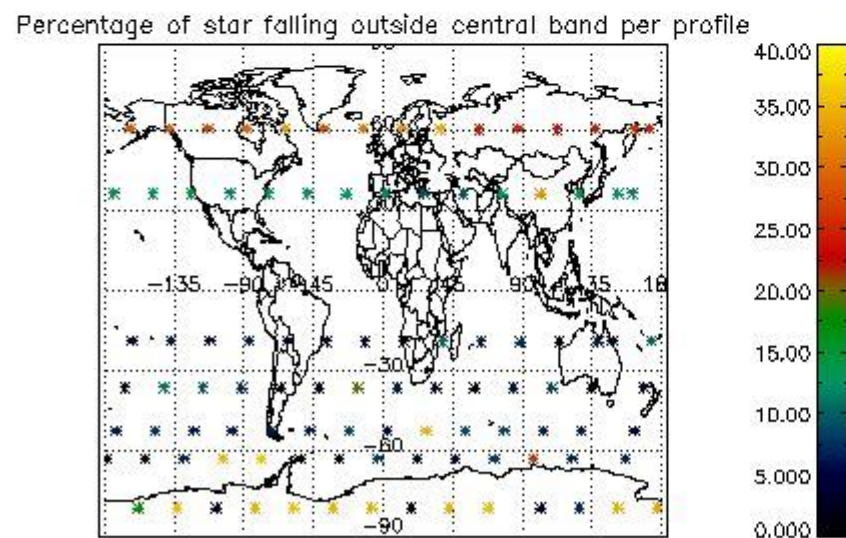
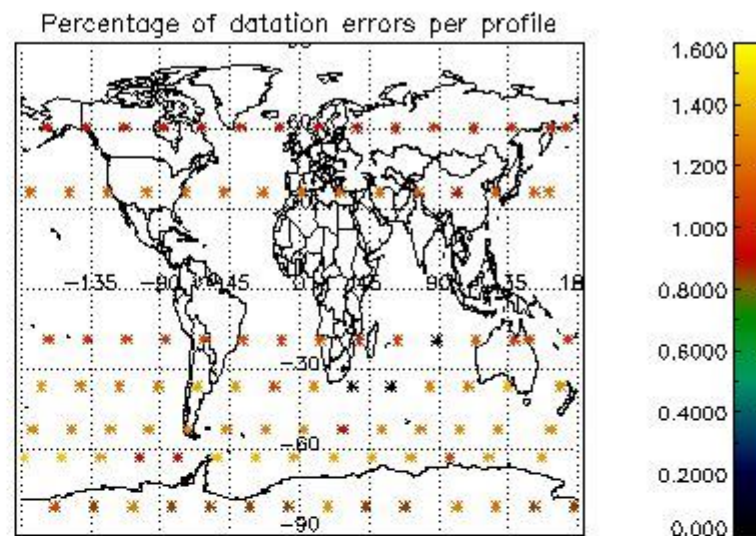
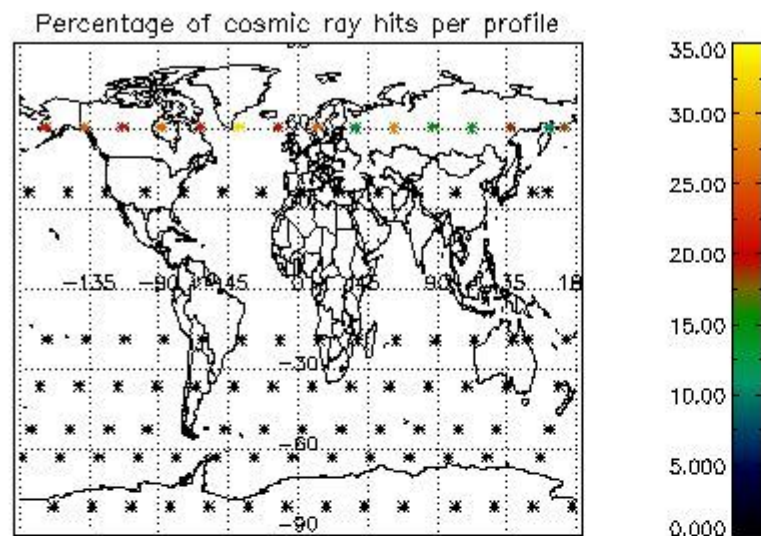


4.2 Plot quality information per product coming from level 1b processing (world map)

4.2.1 Plot level 1 quality information per product (world map): ENVISAT ASCENDING passes



4.2.2 Plot level 1 quality information per product (world map): ENVISAT DESCENDING passes



5. Trace gas profiles

5.1 Ozone statistics based on quality of products

The final quality of the products can be "measured" using the STD (Standard Deviation) attached to every point profile. This information is written to the parameter GOM_NL__2P/NL_LOCAL_SPECIES_DENSITY/o3_std of the level 2 products. The table below shows the statistics for given STD ranges.

The statistics are given with respect to the overall valid production:

- Products without fatal errors: GOM_NL__2P/MPH/PRODUCT_ERR=0
- Valid point profile: GOM_NL__2P/NL_LOCAL_SPECIES_DENSITY/pcd(0)=0

The 'Criteria' is applied to valid points of dark limb products:

- Products in dark limb illumination condition: GOM_NL__2P/NL_SUMMARY_QUALITY/obs_ill_cond=0
- Products without fatal errors: GOM_NL__2P/MPH/PRODUCT_ERR=0
- Valid point profile: GOM_NL__2P/NL_LOCAL_SPECIES_DENSITY/pcd(0)=0

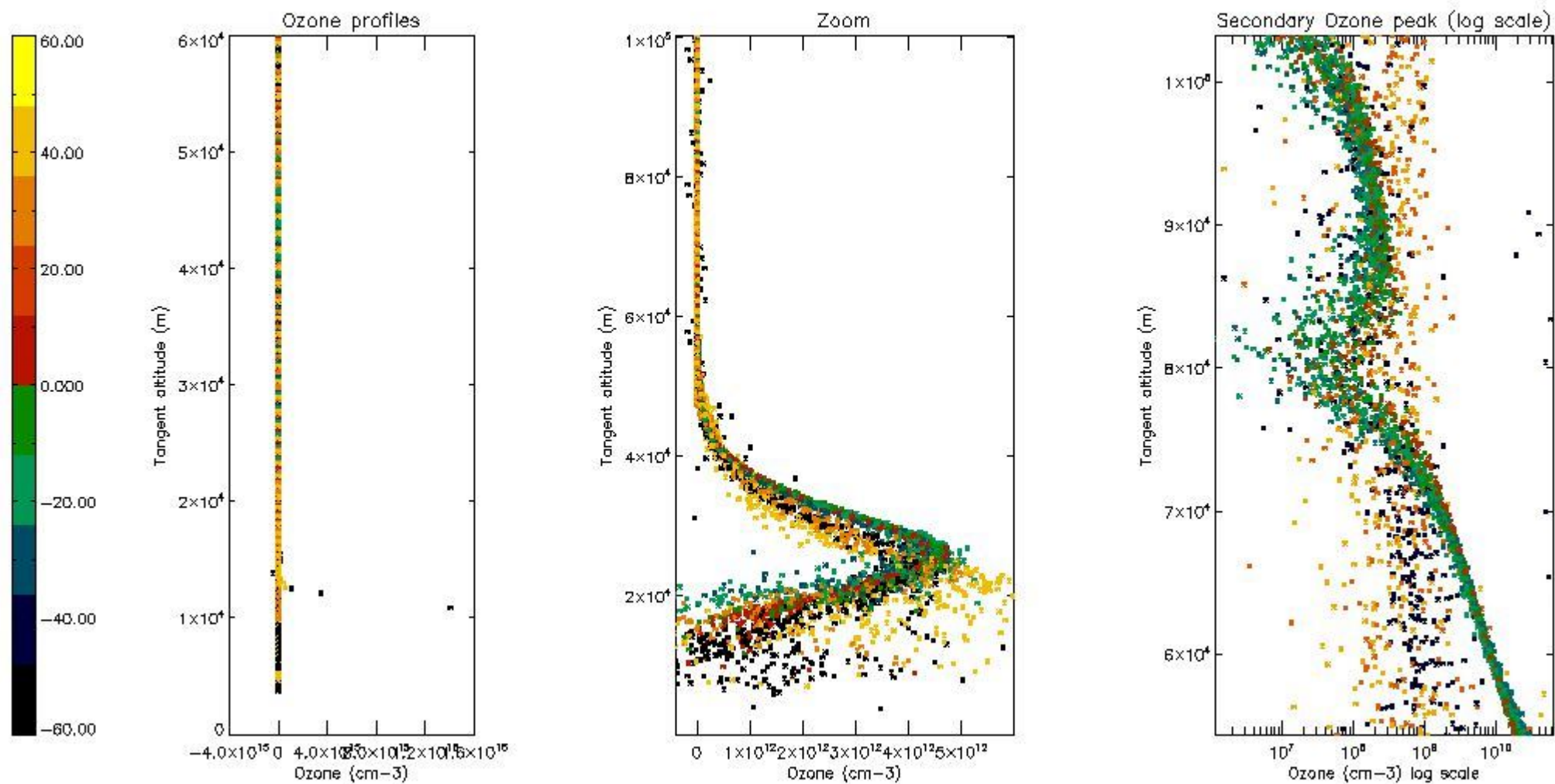
So, the table below shows the percentage of dark limb and valid observations for each criteria with respect to the overall valid daily observations.

Criteria	% of total production
All STD	41
STD < 20	20

STD < 10	16
STD < 5	11

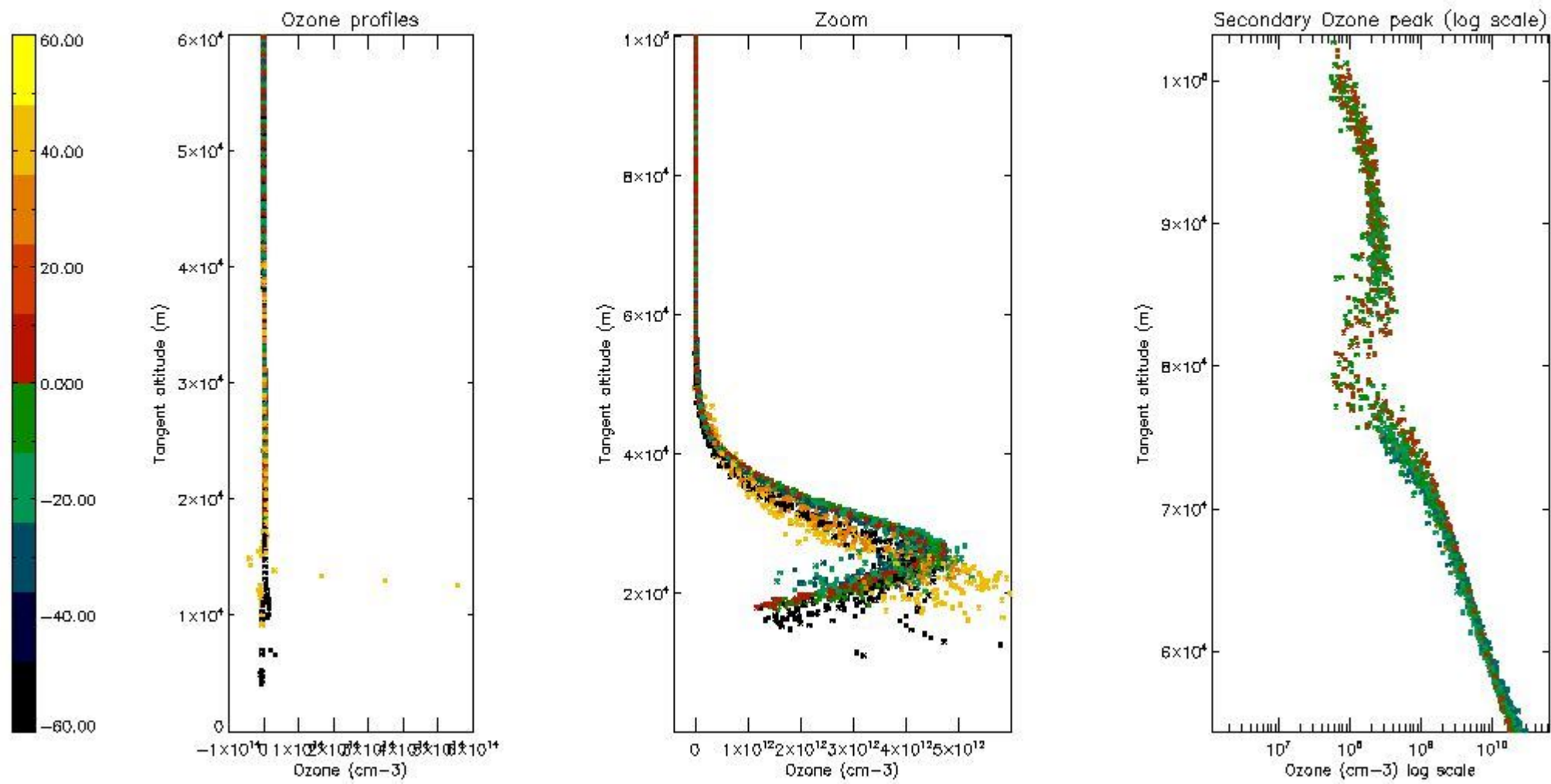
5.2 Plot ozone profiles for all STD (dark without errors)

The colorbar represents the latitude.



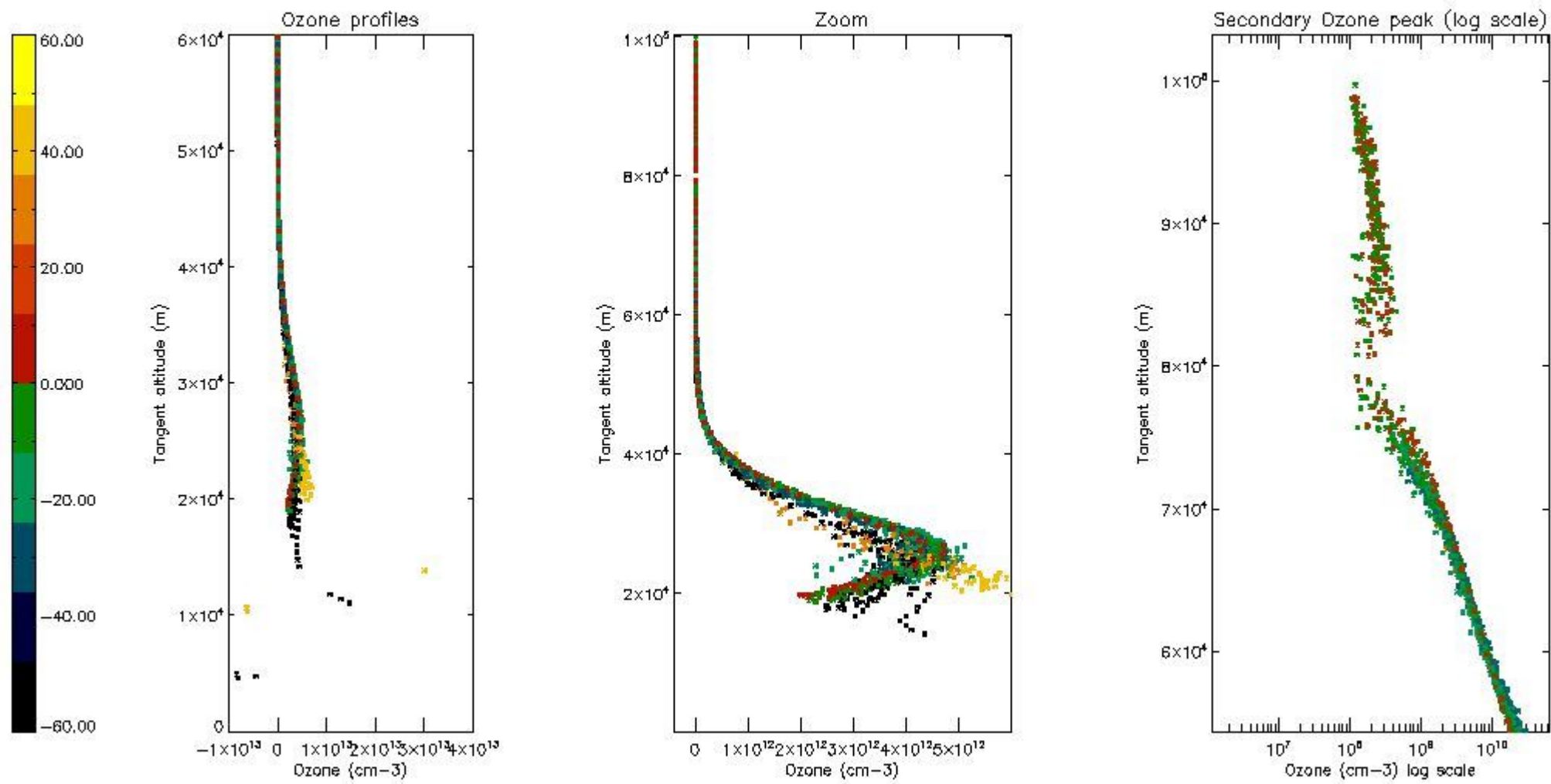
5.3 Plot ozone profiles where STD < 20% (dark without errors)

The colorbar represents the latitude.



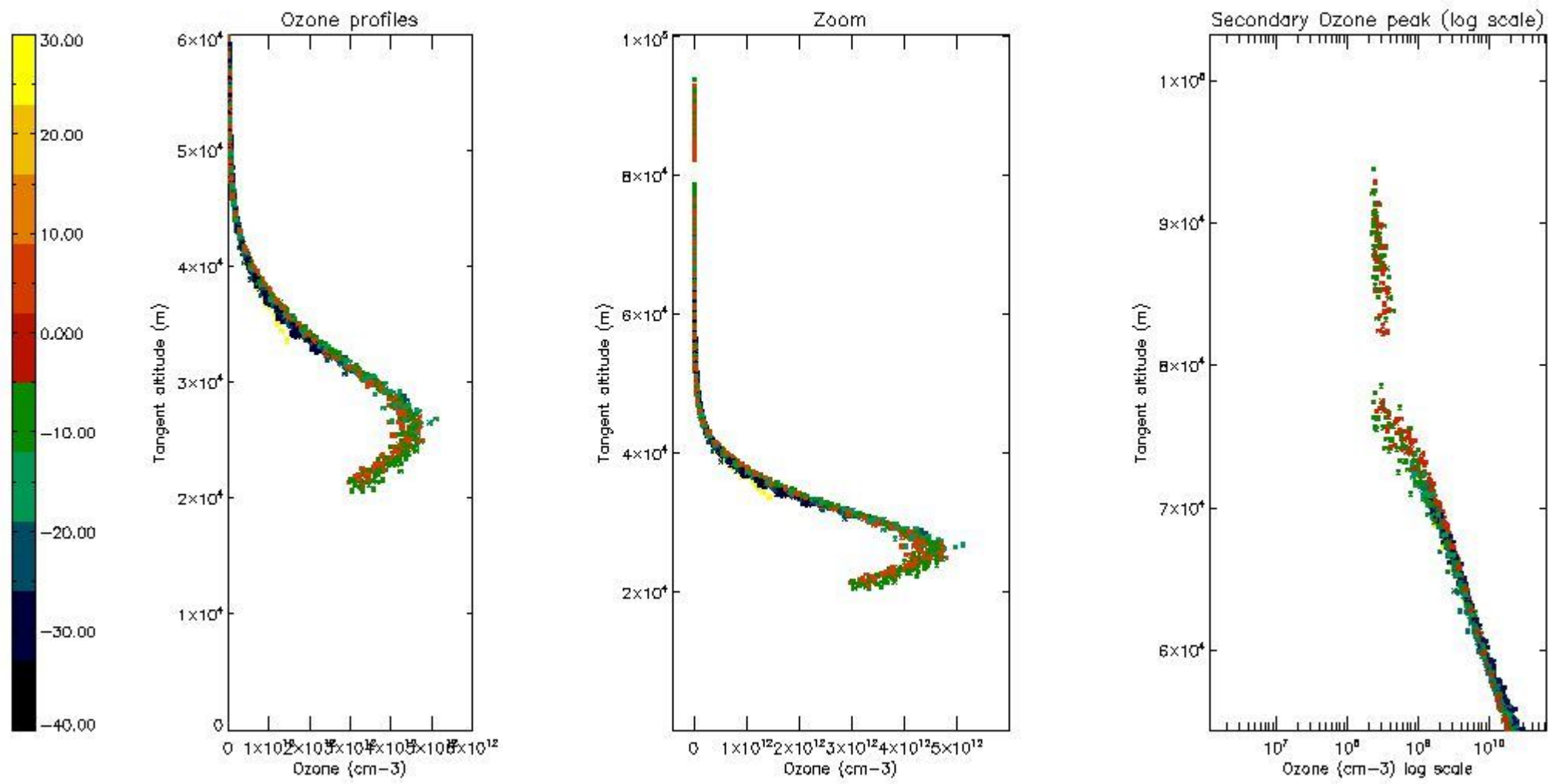
5.4 Plot ozone profiles where $STD < 10\%$ (dark without errors)

The colorbar represents the latitude.



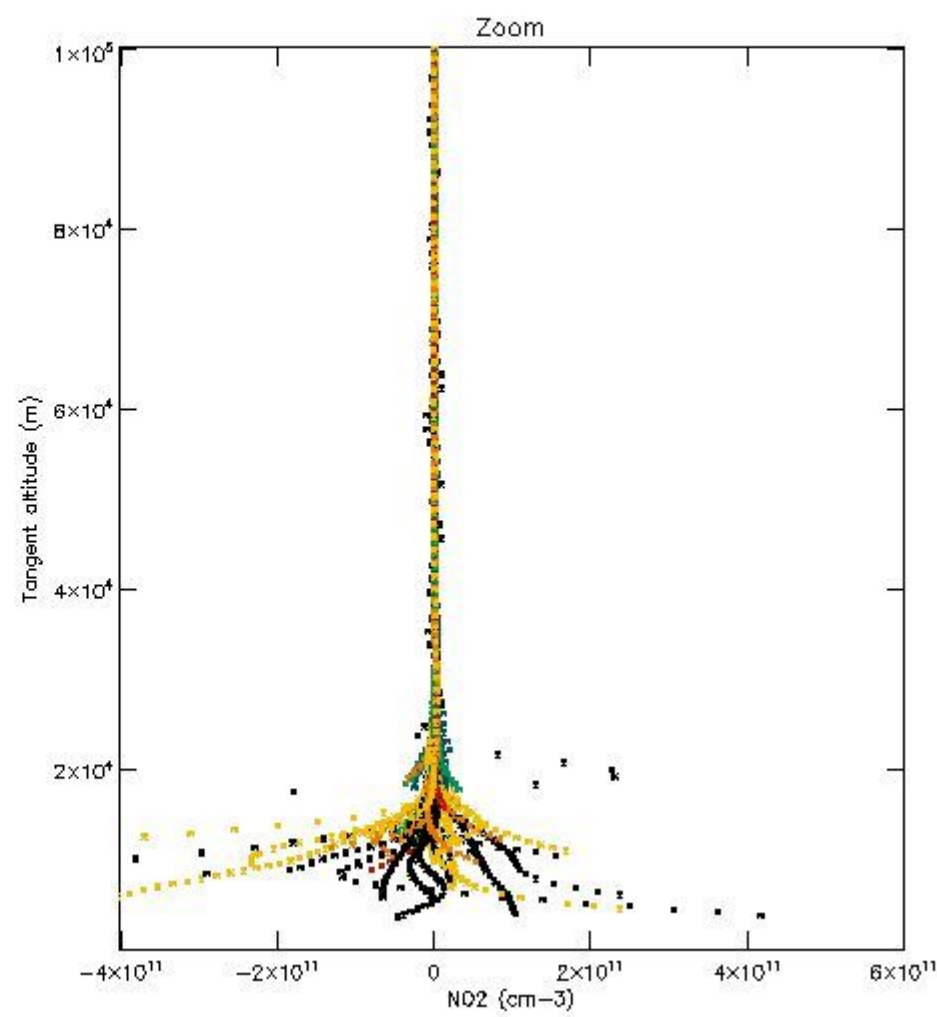
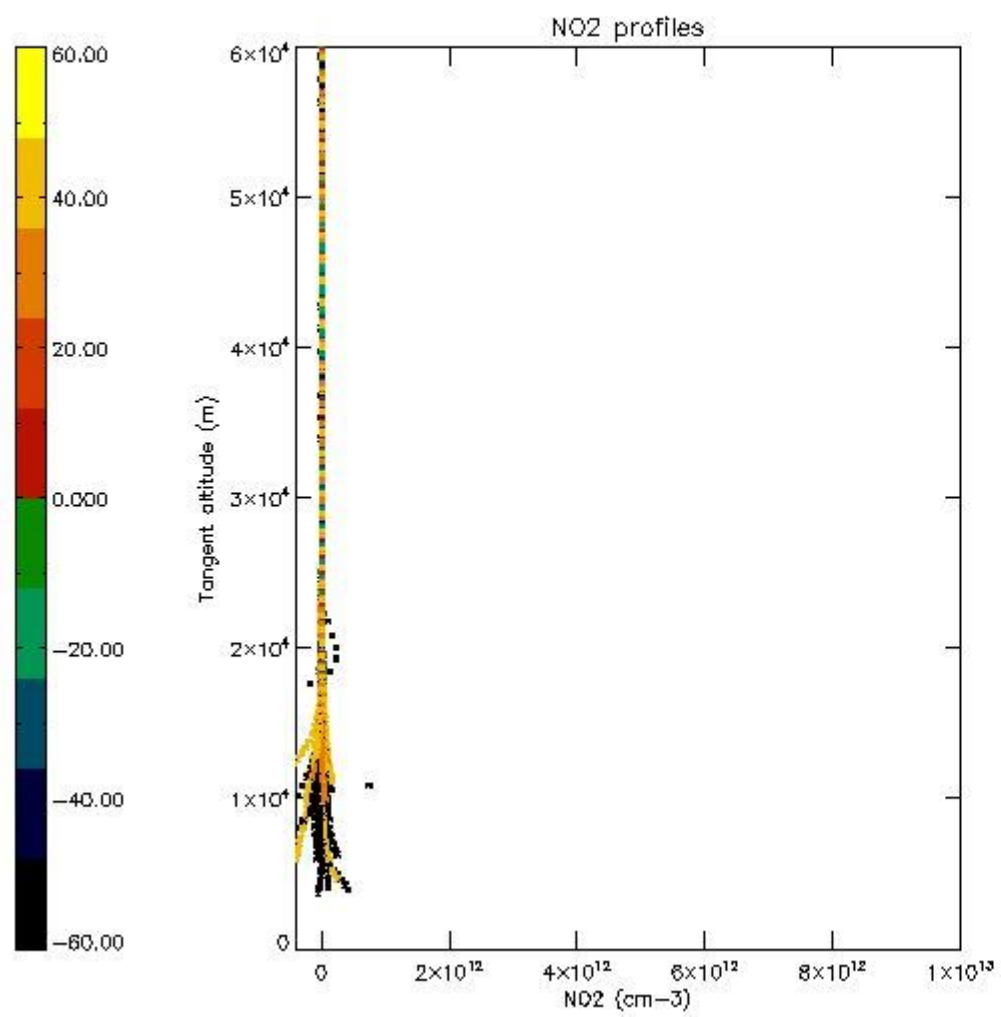
5.5 Plot ozone profiles where STD < 5% (dark without errors)

The colorbar represents the latitude.



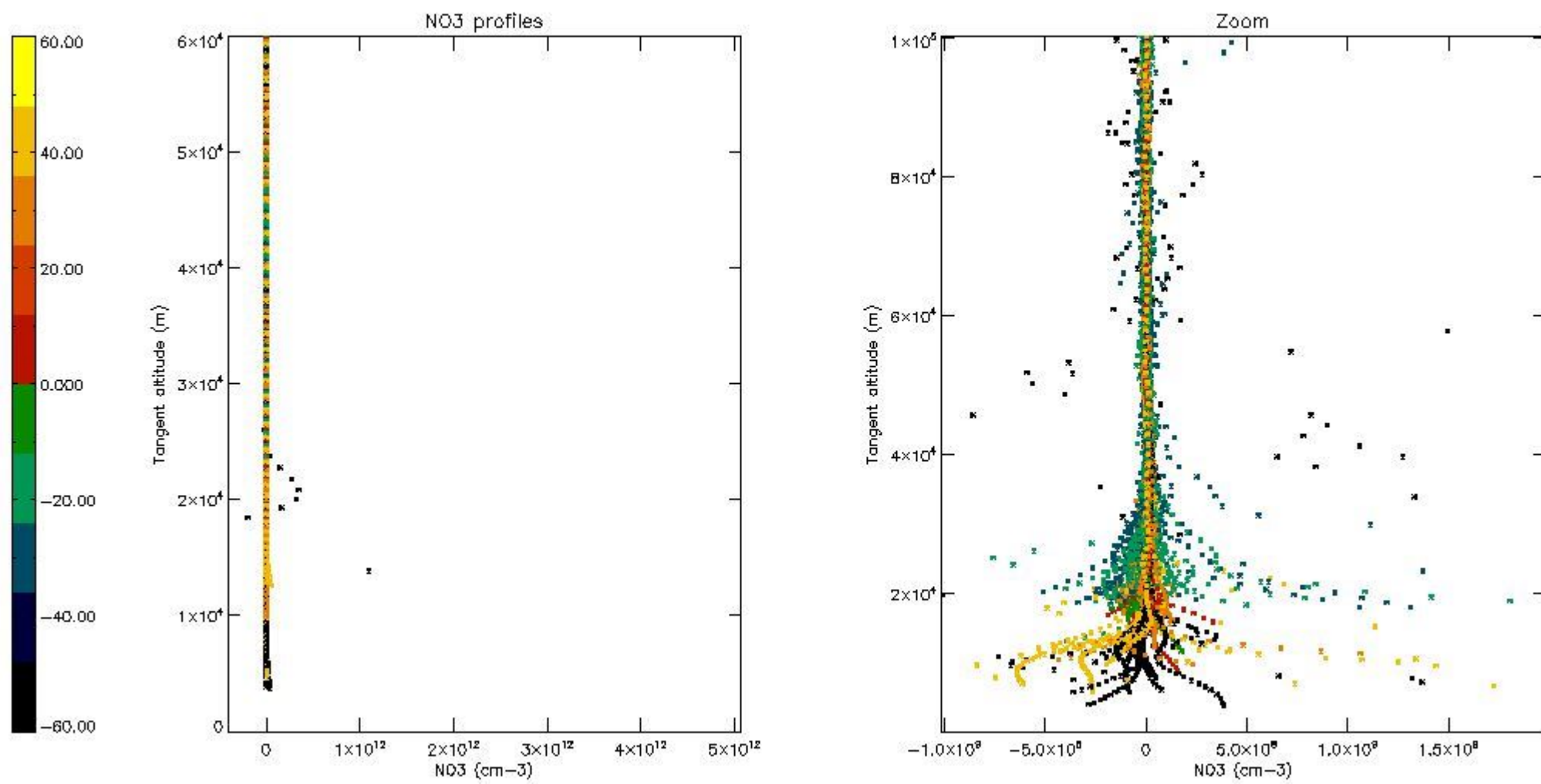
5.6 Plot NO₂ profiles for all STD (dark without errors)

The colorbar represents the latitude.



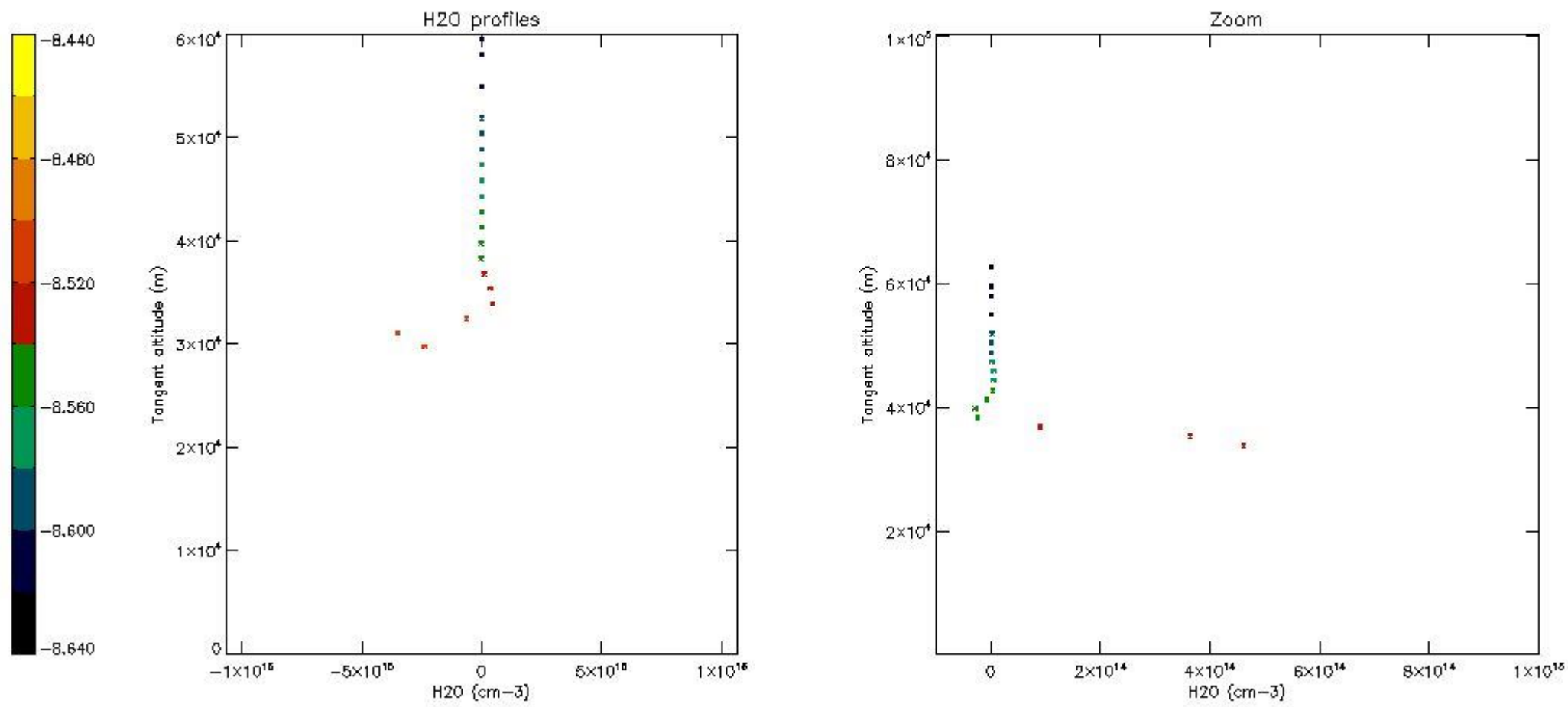
5.7 Plot NO3 profiles for all STD (dark without errors)

The colorbar represents the latitude.



5.8 Plot H2O profiles for all STD (only for occultations of stars 1,2,3,4,13,14,16,26,63 dark without errors)

The colorbar represents the latitude.



6. Auxiliary Data Files used for the production reported in section 2

The number reported in the third column indicates since which file (see list in section 2) the corresponding auxiliary file has been used. The fourth column is the date of those product files.

Type	Auxiliary Filename	Used since product	Used since product date
INST_PHYS_CHARACTERISTICS	GOM_INS_AXVIEC20091111_143220_20030716_120000_20500101_000000	1	26-JAN-2011 00:04:11
LEVEL-2_PROC_CONFIG	GOM_PR2_AXVIEC20091111_152718_20020301_000000_20500101_000000	1	26-JAN-2011 00:04:11
CROSS_SECTIONS_FILE	GOM_CRS_AXVIEC20091111_154832_20020301_000000_20500101_000000	1	26-JAN-2011 00:04:11

GOMOS Level 2 Daily Report

SUMMARY

[1. General Info](#)

[2. Summary of processed GOM_NL_2P products](#)

[3. Level 2 Quality information per product](#)

[3.1 Plot of level 2 quality information per product \(time dependant\)](#)

[3.2 Plot of level 2 quality information per product \(world map\)](#)

[4. Level 1 Quality information per product \(stored on level 2 products\)](#)

[4.1 Plot of level 1 quality information per product \(time dependant\)](#)

[4.1.1 Plot of level 1 quality information per product \(time dependant\): ASCENDING](#)

[4.1.2 Plot of level 1 quality information per product \(time dependant\): DESCENDING](#)

[4.2 Plot of level 1 quality information per product \(world map\)](#)

[4.2.1 Plot of level 1 quality information per product \(world map\): ASCENDING](#)

[4.2.2 Plot of level 1 quality information per product \(world map\): DESCENDING](#)

[5. Ozone profiles based on quality statistics and other trace gas profiles](#)

[5.1 Ozone statistics based on quality of products](#)

[5.2 Plot ozone profiles for all STD \(dark without errors\)](#)

[5.3 Plot ozone profiles where STD < 20% \(dark without errors\)](#)

[5.4. Plot ozone profiles where STD < 10% \(dark without errors\)](#)

[5.5. Plot ozone profiles where STD < 5% \(dark without errors\)](#)

[5.6 Plot NO2 profiles for all STD \(dark without errors\)](#)

[5.7 Plot NO3 profiles for all STD \(dark without errors\)](#)

[5.8 Plot H2O profiles \(only for occultations of stars 1,2,3,4,13,14,16,26,63 dark without errors\) for all STD](#)

[6. Auxiliary Data Files used for the production reported in section 2](#)

This report presents the daily analysis on parameters extracted from GOMOS level 2 data (GOM_NL__2P). It is intended to monitor some important parameters that will impact the quality of these products. A list of level 2 products (and content) that have arrived during the reporting day to the PCF is also given.

Item	Value
Time of report generation	24APR2013 09:38:57
Data source version	GOMOS/6.01
Start time of products	26-01-2011 (26JAN2011 00:00:00)
Stop time of products	27-01-2011 (27JAN2011 00:00:00)
Store outputs in DB	Yes
Nb of level 2 prods	269
Nb of prods with errors	0

2. Summary of processed GOM_NL__2P products.

Nr	Filename	UTC Start time	Limb	Duration	Star Id	Star Name	Star Mag	Star Temp	Nb Meas	Orbit	Prod. error
1	GOM_NL__2PRFIN20110126_000411_000000413099_00002_46568_2217.N1	26-JAN-2011 00:04:11	Straylight	40.500	132	15Rho Pup	2.8030	6900.0	81	46568	No
2	GOM_NL__2PRFIN20110126_001312_000000503099_00002_46568_2218.N1	26-JAN-2011 00:13:12	Twilight_stray	50.000	8	10Alp CMi	0.40000	6500.0	100	46568	No
3	GOM_NL__2PRFIN20110126_002006_000000443099_00002_46568_2219.N1	26-JAN-2011 00:20:06	Bright	43.500	17	78Bet Gem	1.1610	4500.0	87	46568	No
4	GOM_NL__2PRFIN20110126_003534_000000483099_00002_46568_2220.N1	26-JAN-2011 00:35:34	Bright	47.500	36	50Alp UMa	1.8000	6300.0	95	46568	No
5	GOM_NL__2PRFIN20110126_004025_000000363099_00002_46568_2221.N1	26-JAN-2011 00:40:25	Bright	35.500	60	7Bet UMi	2.0810	3950.0	71	46568	No
6	GOM_NL__2PRFIN20110126_004459_000000403099_00002_46568_2222.N1	26-JAN-2011 00:44:59	Bright	39.500	119	14Eta Dra	2.7270	4700.0	79	46568	No
7	GOM_NL__2PRFIN20110126_004756_000000383099_00002_46568_2223.N1	26-JAN-2011 00:47:56	Bright	37.500	130	23Bet Dra	2.7990	5800.0	75	46568	No
8	GOM_NL__2PRFIN20110126_005424_000000593099_00002_46568_2224.N1	26-JAN-2011 00:54:24	Bright	59.000	133	40Zet Her	2.8070	6000.0	118	46568	No
9	GOM_NL__2PRFIN20110126_005746_000000413099_00002_46568_2225.N1	26-JAN-2011 00:57:46	Bright	40.500	127	27Bet Her	2.7810	4700.0	81	46568	No
10	GOM_NL__2PRFIN20110126_010411_000000623099_00002_46568_2226.N1	26-JAN-2011 01:04:11	Twilight_stray	61.500	102	24Alp Ser	2.6000	4250.0	123	46568	No
11	GOM_NL__2PRFIN20110126_010715_000000473099_00002_46568_2227.N1	26-JAN-2011 01:07:15	Twilight_stray	47.000	98	13Zet Oph	2.5710	30000.	94	46568	No
12	GOM_NL__2PRFIN20110126_011145_000000543099_00002_46568_2228.N1	26-JAN-2011 01:11:45	Dark	53.500	16	21Alp Sco	1.0200	3000.0	107	46568	No
13	GOM_NL__2PRFIN20110126_011722_000000403099_00002_46568_2229.N1	26-JAN-2011 01:17:22	Dark	40.000	131	Gam Lup	2.8000	26000.	80	46568	No
14	GOM_NL__2PRFIN20110126_011925_000000433099_00002_46568_2230.N1	26-JAN-2011 01:19:25	Dark	42.500	109	Bet Lup	2.6770	26000.	85	46568	No
15	GOM_NL__2PRFIN20110126_012053_000000443099_00003_46569_2225.N1	26-JAN-2011 01:20:53	Dark	43.500	78	Alp Lup	2.3040	28000.	87	46569	No
16	GOM_NL__2PRFIN20110126_012357_000000443099_00003_46569_2226.N1	26-JAN-2011 01:23:57	Dark	43.500	10	Bet Cen	0.61000	28000.	87	46569	No
17	GOM_NL__2PRFIN20110126_012723_000000463099_00003_46569_2227.N1	26-JAN-2011 01:27:23	Dark	45.500	12	Alp1Cru	0.77500	30000.	91	46569	No
18	GOM_NL__2PRFIN20110126_013424_000000403099_00003_46569_2228.N1	26-JAN-2011 01:34:24	Dark	39.500	91	Kap Vel	2.4900	26000.	79	46569	No
19	GOM_NL__2PRFIN20110126_013743_000000513099_00003_46569_2229.N1	26-JAN-2011 01:37:43	Dark	51.000	65	Lam Vel	2.2040	4400.0	102	46569	No
20	GOM_NL__2PRFIN20110126_014425_000000413099_00003_46569_2230.N1	26-JAN-2011 01:44:25	Straylight	40.500	132	15Rho Pup	2.8030	6900.0	81	46569	No
21	GOM_NL__2PRFIN20110126_015326_000000503099_00003_46569_2231.N1	26-JAN-2011 01:53:26	Twilight_stray	49.500	8	10Alp CMi	0.40000	6500.0	99	46569	No
22	GOM_NL__2PRFIN20110126_020020_000000443099_00003_46569_2232.N1	26-JAN-2011 02:00:20	Bright	44.000	17	78Bet Gem	1.1610	4500.0	88	46569	No
23	GOM_NL__2PRFIN20110126_021548_000000443099_00003_46569_2233.N1	26-JAN-2011 02:15:48	Bright	43.500	36	50Alp UMa	1.8000	6300.0	87	46569	No
24	GOM_NL__2PRFIN20110126_022038_000000413099_00003_46569_2234.N1	26-JAN-2011 02:20:38	Bright	41.000	60	7Bet UMi	2.0810	3950.0	82	46569	No
25	GOM_NL__2PRFIN20110126_022513_000000393099_00003_46569_2235.N1	26-JAN-2011 02:25:13	Bright	39.000	119	14Eta Dra	2.7270	4700.0	78	46569	No
26	GOM_NL__2PRFIN20110126_022810_000000473099_00003_46569_2236.N1	26-JAN-2011 02:28:10	Bright	46.500	130	23Bet Dra	2.7990	5800.0	93	46569	No
27	GOM_NL__2PRFIN20110126_023438_000000593099_00003_46569_2237.N1	26-JAN-2011 02:34:38	Bright	59.000	133	40Zet Her	2.8070	6000.0	118	46569	No
28	GOM_NL__2PRFIN20110126_023801_000000623099_00003_46569_2238.N1	26-JAN-2011 02:38:01	Bright	62.000	127	27Bet Her	2.7810	4700.0	124	46569	No
29	GOM_NL__2PRFIN20110126_024426_000000613099_00003_46569_2239.N1	26-JAN-2011 02:44:26	Twilight_stray	60.500	102	24Alp Ser	2.6000	4250.0	121	46569	No
30	GOM_NL__2PRFIN20110126_024730_000000463099_00003_46569_2240.N1	26-JAN-2011 02:47:30	Twilight_stray	45.500	98	13Zet Oph	2.5710	30000.	91	46569	No
31	GOM_NL__2PRFIN20110126_025200_000000573099_00003_46569_2241.N1	26-JAN-2011 02:52:00	Dark	57.000	16	21Alp Sco	1.0200	3000.0	114	46569	No
32	GOM_NL__2PRFIN20110126_025736_000000433099_00003_46569_2242.N1	26-JAN-2011 02:57:36	Dark	43.000	131	Gam Lup	2.8000	26000.	86	46569	No
33	GOM_NL__2PRFIN20110126_025940_000000443099_00003_46569_2243.N1	26-JAN-2011 02:59:40	Dark	44.000	109	Bet Lup	2.6770	26000.	88	46569	No
34	GOM_NL__2PRFIN20110126_030108_000000433099_00004_46570_2236.N1	26-JAN-2011 03:01:08	Dark	42.500	78	Alp Lup	2.3040	28000.	85	46570	No
35	GOM_NL__2PRFIN20110126_030412_000000433099_00004_46570_2237.N1	26-JAN-2011 03:04:12	Dark	43.000	10	Bet Cen	0.61000	28000.	86	46570	No
36	GOM_NL__2PRFIN20110126_030738_000000443099_00004_46570_2238.N1	26-JAN-2011 03:07:38	Dark	43.500	12	Alp1Cru	0.77500	30000.	87	46570	No
37	GOM_NL__2PRFIN20110126_031439_000000403099_00004_46570_2239.N1	26-JAN-2011 03:14:39	Dark	39.500	91	Kap Vel	2.4900	26000.	79	46570	No
38	GOM_NL__2PRFIN20110126_031758_000000473099_00004_46570_2240.N1	26-JAN-2011 03:17:58	Dark	47.000	65	Lam Vel	2.2040	4400.0	94	46570	No
39	GOM_NL__2PRFIN20110126_032440_000000433099_00004_46570_2241.N1	26-JAN-2011 03:24:40	Straylight	43.000	132	15Rho Pup	2.8030	6900.0	86	46570	No
40	GOM_NL__2PRFIN20110126_033340_000000493099_00004_46570_2242.N1	26-JAN-2011 03:33:40	Twilight_stray	49.000	8	10Alp CMi	0.40000	6500.0	98	46570	No
41	GOM_NL__2PRFIN20110126_034034_000000573099_00004_46570_2243.N1	26-JAN-2011 03:40:34	Bright	56.500	17	78Bet Gem	1.1610	4500.0	113	46570	No
42	GOM_NL__2PRFIN20110126_035601_000000483099_00004_46570_2244.N1	26-JAN-2011 03:56:01	Bright	47.500	36	50Alp UMa	1.8000	6300.0	95	46570	No

43	GOM_NL__2PRFIN20110126_040052_000000403099_00004_46570_2245.N1	26-JAN-2011 04:00:52	Bright	40.000	60	7Bet UMi	2.0810	3950.0	80	46570	No
44	GOM_NL__2PRFIN20110126_040527_000000413099_00004_46570_2246.N1	26-JAN-2011 04:05:27	Bright	40.500	119	14Eta Dra	2.7270	4700.0	81	46570	No
45	GOM_NL__2PRFIN20110126_040824_000000383099_00004_46570_2247.N1	26-JAN-2011 04:08:24	Bright	38.000	130	23Bet Dra	2.7990	5800.0	76	46570	No
46	GOM_NL__2PRFIN20110126_041452_000000393099_00004_46570_2248.N1	26-JAN-2011 04:14:52	Bright	38.500	133	40Zet Her	2.8070	6000.0	77	46570	No
47	GOM_NL__2PRFIN20110126_041815_000000623099_00004_46570_2249.N1	26-JAN-2011 04:18:15	Bright	62.000	127	27Bet Her	2.7810	4700.0	124	46570	No
48	GOM_NL__2PRFIN20110126_042441_000000613099_00004_46570_2250.N1	26-JAN-2011 04:24:41	Twi_and_stray	60.500	102	24Alp Ser	2.6000	4250.0	121	46570	No
49	GOM_NL__2PRFIN20110126_042744_000000473099_00004_46570_2251.N1	26-JAN-2011 04:27:44	Twi_and_stray	47.000	98	13Zet Oph	2.5710	30000.	94	46570	No
50	GOM_NL__2PRFIN20110126_043215_000000493099_00004_46570_2252.N1	26-JAN-2011 04:32:15	Dark	49.000	16	21Alp Sco	1.0200	3000.0	98	46570	No
51	GOM_NL__2PRFIN20110126_043751_000000413099_00004_46570_2253.N1	26-JAN-2011 04:37:51	Dark	41.000	131	Gam Lup	2.8000	26000.	82	46570	No
52	GOM_NL__2PRFIN20110126_043955_000000433099_00004_46570_2254.N1	26-JAN-2011 04:39:55	Dark	42.500	109	Bet Lup	2.6770	26000.	85	46570	No
53	GOM_NL__2PRFIN20110126_044122_000000423099_00005_46571_2250.N1	26-JAN-2011 04:41:22	Dark	42.000	78	Alp Lup	2.3040	28000.	84	46571	No
54	GOM_NL__2PRFIN20110126_044426_000000413099_00005_46571_2251.N1	26-JAN-2011 04:44:26	Dark	40.500	10	Bet Cen	0.61000	28000.	81	46571	No
55	GOM_NL__2PRFIN20110126_044753_000000423099_00005_46571_2252.N1	26-JAN-2011 04:47:53	Dark	42.000	12	Alp1Cru	0.77500	30000.	84	46571	No
56	GOM_NL__2PRFIN20110126_045455_000000373099_00005_46571_2253.N1	26-JAN-2011 04:54:55	Dark	37.000	91	Kap Vel	2.4900	26000.	74	46571	No
57	GOM_NL__2PRFIN20110126_045813_000000463099_00005_46571_2254.N1	26-JAN-2011 04:58:13	Dark	46.000	65	Lam Vel	2.2040	4400.0	92	46571	No
58	GOM_NL__2PRFIN20110126_050454_000000443099_00005_46571_2255.N1	26-JAN-2011 05:04:54	Straylight	43.500	132	15Rho Pup	2.8030	6900.0	87	46571	No
59	GOM_NL__2PRFIN20110126_051354_000000503099_00005_46571_2256.N1	26-JAN-2011 05:13:54	Twi_and_stray	49.500	8	10Alp CMi	0.40000	6500.0	99	46571	No
60	GOM_NL__2PRFIN20110126_052047_000000443099_00005_46571_2257.N1	26-JAN-2011 05:20:47	Bright	43.500	17	78Bet Gem	1.1610	4500.0	87	46571	No
61	GOM_NL__2PRFIN20110126_053614_000000483099_00005_46571_2258.N1	26-JAN-2011 05:36:14	Bright	47.500	36	50Alp UMa	1.8000	6300.0	95	46571	No
62	GOM_NL__2PRFIN20110126_054106_000000363099_00005_46571_2259.N1	26-JAN-2011 05:41:06	Bright	35.500	60	7Bet UMi	2.0810	3950.0	71	46571	No
63	GOM_NL__2PRFIN20110126_054541_000000403099_00005_46571_2260.N1	26-JAN-2011 05:45:41	Bright	40.000	119	14Eta Dra	2.7270	4700.0	80	46571	No
64	GOM_NL__2PRFIN20110126_054839_000000373099_00005_46571_2261.N1	26-JAN-2011 05:48:39	Bright	36.500	130	23Bet Dra	2.7990	5800.0	73	46571	No
65	GOM_NL__2PRFIN20110126_055506_000000593099_00005_46571_2262.N1	26-JAN-2011 05:55:06	Bright	59.000	133	40Zet Her	2.8070	6000.0	118	46571	No
66	GOM_NL__2PRFIN20110126_055829_000000623099_00005_46571_2263.N1	26-JAN-2011 05:58:29	Bright	62.000	127	27Bet Her	2.7810	4700.0	124	46571	No
67	GOM_NL__2PRFIN20110126_060456_000000603099_00005_46571_2264.N1	26-JAN-2011 06:04:56	Twi_and_stray	60.000	102	24Alp Ser	2.6000	4250.0	120	46571	No
68	GOM_NL__2PRFIN20110126_060759_000000483099_00005_46571_2265.N1	26-JAN-2011 06:07:59	Twi_and_stray	47.500	98	13Zet Oph	2.5710	30000.	95	46571	No
69	GOM_NL__2PRFIN20110126_061229_000000543099_00005_46571_2266.N1	26-JAN-2011 06:12:29	Dark	53.500	16	21Alp Sco	1.0200	3000.0	107	46571	No
70	GOM_NL__2PRFIN20110126_061806_000000423099_00005_46571_2267.N1	26-JAN-2011 06:18:06	Dark	41.500	131	Gam Lup	2.8000	26000.	83	46571	No
71	GOM_NL__2PRFIN20110126_062010_000000443099_00005_46571_2268.N1	26-JAN-2011 06:20:10	Dark	44.000	109	Bet Lup	2.6770	26000.	88	46571	No
72	GOM_NL__2PRFIN20110126_062137_000000493099_00006_46572_2290.N1	26-JAN-2011 06:21:37	Dark	48.500	78	Alp Lup	2.3040	28000.	97	46572	No
73	GOM_NL__2PRFIN20110126_062441_000000423099_00006_46572_2291.N1	26-JAN-2011 06:24:41	Dark	41.500	10	Bet Cen	0.61000	28000.	83	46572	No
74	GOM_NL__2PRFIN20110126_062807_000000413099_00006_46572_2292.N1	26-JAN-2011 06:28:07	Dark	40.500	12	Alp1Cru	0.77500	30000.	81	46572	No
75	GOM_NL__2PRFIN20110126_063343_000000473099_00006_46572_2293.N1	26-JAN-2011 06:33:43	Dark	47.000	113	Mu Vel	2.6920	5000.0	94	46572	No
76	GOM_NL__2PRFIN20110126_063827_000000483099_00006_46572_2294.N1	26-JAN-2011 06:38:27	Dark	47.500	65	Lam Vel	2.2040	4400.0	95	46572	No
77	GOM_NL__2PRFIN20110126_064508_000000423099_00006_46572_2295.N1	26-JAN-2011 06:45:08	Straylight	42.000	132	15Rho Pup	2.8030	6900.0	84	46572	No
78	GOM_NL__2PRFIN20110126_065408_000000503099_00006_46572_2296.N1	26-JAN-2011 06:54:08	Twi_and_stray	49.500	8	10Alp CMi	0.40000	6500.0	99	46572	No
79	GOM_NL__2PRFIN20110126_070101_000000423099_00006_46572_2297.N1	26-JAN-2011 07:01:01	Bright	42.000	17	78Bet Gem	1.1610	4500.0	84	46572	No
80	GOM_NL__2PRFIN20110126_071628_000000503099_00006_46572_2298.N1	26-JAN-2011 07:16:28	Bright	49.500	36	50Alp UMa	1.8000	6300.0	99	46572	No
81	GOM_NL__2PRFIN20110126_072120_000000383099_00006_46572_2299.N1	26-JAN-2011 07:21:20	Bright	37.500	60	7Bet UMi	2.0810	3950.0	75	46572	No
82	GOM_NL__2PRFIN20110126_072555_000000573099_00006_46572_2300.N1	26-JAN-2011 07:25:55	Bright	57.000	119	14Eta Dra	2.7270	4700.0	114	46572	No
83	GOM_NL__2PRFIN20110126_072853_000000373099_00006_46572_2301.N1	26-JAN-2011 07:28:53	Bright	36.500	130	23Bet Dra	2.7990	5800.0	73	46572	No
84	GOM_NL__2PRFIN20110126_073521_000000593099_00006_46572_2302.N1	26-JAN-2011 07:35:21	Bright	59.000	133	40Zet Her	2.8070	6000.0	118	46572	No
85	GOM_NL__2PRFIN20110126_073844_000000623099_00006_46572_2303.N1	26-JAN-2011 07:38:44	Bright	62.000	127	27Bet Her	2.7810	4700.0	124	46572	No
86	GOM_NL__2PRFIN20110126_074510_000000623099_00006_46572_2304.N1	26-JAN-2011 07:45:10	Twi_and_stray	61.500	102	24Alp Ser	2.6000	4250.0	123	46572	No
87	GOM_NL__2PRFIN20110126_074814_000000473099_00006_46572_2305.N1	26-JAN-2011 07:48:14	Twi_and_stray	47.000	98	13Zet Oph	2.5710	30000.	94	46572	No
88	GOM_NL__2PRFIN20110126_075244_000000493099_00006_46572_2306.N1	26-JAN-2011 07:52:44	Dark	48.500	16	21Alp Sco	1.0200	3000.0	97	46572	No
89	GOM_NL__2PRFIN20110126_075821_000000423099_00006_46572_2307.N1	26-JAN-2011 07:58:21	Dark	42.000	131	Gam Lup	2.8000	26000.	84	46572	No
90	GOM_NL__2PRFIN20110126_080025_000000443099_00006_46572_2308.N1	26-JAN-2011 08:00:25	Dark	43.500	109	Bet Lup	2.6770	26000.	87	46572	No
91	GOM_NL__2PRFIN20110126_080152_000000423099_00007_46573_2302.N1	26-JAN-2011 08:01:52	Dark	42.000	78	Alp Lup	2.3040	28000.	84	46573	No
92	GOM_NL__2PRFIN20110126_080456_000000473099_00007_46573_2303.N1	26-JAN-2011 08:04:56	Dark	46.500	10	Bet Cen	0.61000	28000.	93	46573	No
93	GOM_NL__2PRFIN20110126_080822_000000493099_00007_46573_2304.N1	26-JAN-2011 08:08:22	Dark	49.000	12	Alp1Cru	0.77500	30000.	98	46573	No
94	GOM_NL__2PRFIN20110126_081358_000000453099_00007_46573_2305.N1	26-JAN-2011 08:13:58	Dark	44.500	113	Mu Vel	2.6920	5000.0	89	46573	No
95	GOM_NL__2PRFIN20110126_081842_000000483099_00007_46573_2306.N1	26-JAN-2011 08:18:42	Dark	47.500	65	Lam Vel	2.2040	4400.0	95	46573	No
96	GOM_NL__2PRFIN20110126_082522_000000443099_00007_46573_2307.N1	26-JAN-2011 08:25:22	Straylight	43.500	132	15Rho Pup	2.8030	6900.0	87	46573	No
97	GOM_NL__2PRFIN20110126_083422_000000563099_00007_46573_2308.N1	26-JAN-2011 08:34:22	Twi_and_stray	56.000	8	10Alp CMi	0.40000	6500.0	112	46573	No
98	GOM_NL__2PRFIN20110126_084115_000000423099_00007_46573_2309.N1	26-JAN-2011 08:41:15	Bright	42.000	17	78Bet Gem	1.1610	4500.0	84	46573	No
99	GOM_NL__2PRFIN20110126_085641_000000453099_00007_46573_2310.N1	26-JAN-2011 08:56:41	Bright	44.500	36	50Alp UMa	1.8000	6300.0	89	46573	No
100	GOM_NL__2PRFIN20110126_090134_000000403099_00007_46573_2311.N1	26-JAN-2011 09:01:34	Bright	39.500	60	7Bet UMi	2.0810	3950.0	79	46573	No
101	GOM_NL__2PRFIN20110126_090609_000000393099_00007_46573_2312.N1	26-JAN-2011 09:06:09	Bright	39.000	119	14Eta Dra	2.7270	4700.0	78	46573	No

102	GOM_NL__2PRFIN20110126_090907_000000383099_00007_46573_2313.N1	26-JAN-2011 09:09:07	Bright	37.500	130	23Bet Dra	2.7990	5800.0	75	46573	No
103	GOM_NL__2PRFIN20110126_091535_000000593099_00007_46573_2314.N1	26-JAN-2011 09:15:35	Bright	59.000	133	40Zet Her	2.8070	6000.0	118	46573	No
104	GOM_NL__2PRFIN20110126_091858_000000433099_00007_46573_2315.N1	26-JAN-2011 09:18:58	Bright	42.500	127	27Bet Her	2.7810	4700.0	85	46573	No
105	GOM_NL__2PRFIN20110126_092525_000000623099_00007_46573_2316.N1	26-JAN-2011 09:25:25	Twi_and_stray	61.500	102	24Alp Ser	2.6000	4250.0	123	46573	No
106	GOM_NL__2PRFIN20110126_092828_000000483099_00007_46573_2317.N1	26-JAN-2011 09:28:28	Twi_and_stray	47.500	98	13Zet Oph	2.5710	30000.	95	46573	No
107	GOM_NL__2PRFIN20110126_093259_000000573099_00007_46573_2318.N1	26-JAN-2011 09:32:59	Dark	57.000	16	21Alp Sco	1.0200	3000.0	114	46573	No
108	GOM_NL__2PRFIN20110126_093835_000000423099_00007_46573_2319.N1	26-JAN-2011 09:38:35	Dark	42.000	131	Gam Lup	2.8000	26000.	84	46573	No
109	GOM_NL__2PRFIN20110126_094040_000000453099_00007_46573_2320.N1	26-JAN-2011 09:40:40	Dark	44.500	109	Bet Lup	2.6770	26000.	89	46573	No
110	GOM_NL__2PRFIN20110126_094207_000000433099_00008_46574_2328.N1	26-JAN-2011 09:42:07	Dark	43.000	78	Alp Lup	2.3040	28000.	86	46574	No
111	GOM_NL__2PRFIN20110126_094510_000000433099_00008_46574_2329.N1	26-JAN-2011 09:45:10	Dark	42.500	10	Bet Cen	0.61000	28000.	85	46574	No
112	GOM_NL__2PRFIN20110126_094836_000000433099_00008_46574_2330.N1	26-JAN-2011 09:48:36	Dark	42.500	12	Alp1Cru	0.77500	30000.	85	46574	No
113	GOM_NL__2PRFIN20110126_095412_000000533099_00008_46574_2331.N1	26-JAN-2011 09:54:12	Dark	52.500	113	Mu Vel	2.6920	5000.0	105	46574	No
114	GOM_NL__2PRFIN20110126_095856_000000503099_00008_46574_2332.N1	26-JAN-2011 09:58:56	Dark	50.000	65	Lam Vel	2.2040	4400.0	100	46574	No
115	GOM_NL__2PRFIN20110126_100536_000000443099_00008_46574_2333.N1	26-JAN-2011 10:05:36	Straylight	44.000	132	15Rho Pup	2.8030	6900.0	88	46574	No
116	GOM_NL__2PRFIN20110126_101436_000000553099_00008_46574_2334.N1	26-JAN-2011 10:14:36	Twi_and_stray	54.500	8	10Alp CMi	0.40000	6500.0	109	46574	No
117	GOM_NL__2PRFIN20110126_102129_000000423099_00008_46574_2335.N1	26-JAN-2011 10:21:29	Bright	42.000	17	78Bet Gem	1.1610	4500.0	84	46574	No
118	GOM_NL__2PRFIN20110126_103654_000000483099_00008_46574_2336.N1	26-JAN-2011 10:36:54	Bright	47.500	36	50Alp UMa	1.8000	6300.0	95	46574	No
119	GOM_NL__2PRFIN20110126_104147_000000473099_00008_46574_2337.N1	26-JAN-2011 10:41:47	Bright	46.500	60	7Bet UMi	2.0810	3950.0	93	46574	No
120	GOM_NL__2PRFIN20110126_104623_000000413099_00008_46574_2338.N1	26-JAN-2011 10:46:23	Bright	40.500	119	14Eta Dra	2.7270	4700.0	81	46574	No
121	GOM_NL__2PRFIN20110126_104921_000000363099_00008_46574_2339.N1	26-JAN-2011 10:49:21	Bright	35.500	130	23Bet Dra	2.7990	5800.0	71	46574	No
122	GOM_NL__2PRFIN20110126_105549_000000593099_00008_46574_2340.N1	26-JAN-2011 10:55:49	Bright	59.000	133	40Zet Her	2.8070	6000.0	118	46574	No
123	GOM_NL__2PRFIN20110126_105912_000000433099_00008_46574_2341.N1	26-JAN-2011 10:59:12	Bright	42.500	127	27Bet Her	2.7810	4700.0	85	46574	No
124	GOM_NL__2PRFIN20110126_110540_000000633099_00008_46574_2342.N1	26-JAN-2011 11:05:40	Twi_and_stray	63.000	102	24Alp Ser	2.6000	4250.0	126	46574	No
125	GOM_NL__2PRFIN20110126_110843_000000463099_00008_46574_2343.N1	26-JAN-2011 11:08:43	Twi_and_stray	45.500	98	13Zet Oph	2.5710	30000.	91	46574	No
126	GOM_NL__2PRFIN20110126_111313_000000483099_00008_46574_2344.N1	26-JAN-2011 11:13:13	Dark	47.500	16	21Alp Sco	1.0200	3000.0	95	46574	No
127	GOM_NL__2PRFIN20110126_111850_000000423099_00008_46574_2345.N1	26-JAN-2011 11:18:50	Dark	41.500	131	Gam Lup	2.8000	26000.	83	46574	No
128	GOM_NL__2PRFIN20110126_112054_000000443099_00008_46574_2346.N1	26-JAN-2011 11:20:54	Dark	44.000	109	Bet Lup	2.6770	26000.	88	46574	No
129	GOM_NL__2PRFIN20110126_112222_000000443099_00009_46575_2365.N1	26-JAN-2011 11:22:22	Dark	44.000	78	Alp Lup	2.3040	28000.	88	46575	No
130	GOM_NL__2PRFIN20110126_112525_000000433099_00009_46575_2366.N1	26-JAN-2011 11:25:25	Dark	42.500	10	Bet Cen	0.61000	28000.	85	46575	No
131	GOM_NL__2PRFIN20110126_112851_000000423099_00009_46575_2367.N1	26-JAN-2011 11:28:51	Dark	41.500	12	Alp1Cru	0.77500	30000.	83	46575	No
132	GOM_NL__2PRFIN20110126_113427_000000473099_00009_46575_2368.N1	26-JAN-2011 11:34:27	Dark	46.500	113	Mu Vel	2.6920	5000.0	93	46575	No
133	GOM_NL__2PRFIN20110126_113910_000000553099_00009_46575_2369.N1	26-JAN-2011 11:39:10	Dark	54.500	65	Lam Vel	2.2040	4400.0	109	46575	No
134	GOM_NL__2PRFIN20110126_114551_000000433099_00009_46575_2370.N1	26-JAN-2011 11:45:51	Straylight	42.500	132	15Rho Pup	2.8030	6900.0	85	46575	No
135	GOM_NL__2PRFIN20110126_115450_000000543099_00009_46575_2371.N1	26-JAN-2011 11:54:50	Twi_and_stray	53.500	8	10Alp CMi	0.40000	6500.0	107	46575	No
136	GOM_NL__2PRFIN20110126_120143_000000433099_00009_46575_2372.N1	26-JAN-2011 12:01:43	Bright	43.000	17	78Bet Gem	1.1610	4500.0	86	46575	No
137	GOM_NL__2PRFIN20110126_121708_000000463099_00009_46575_2373.N1	26-JAN-2011 12:17:08	Bright	45.500	36	50Alp UMa	1.8000	6300.0	91	46575	No
138	GOM_NL__2PRFIN20110126_122201_000000383099_00009_46575_2374.N1	26-JAN-2011 12:22:01	Bright	37.500	60	7Bet UMi	2.0810	3950.0	75	46575	No
139	GOM_NL__2PRFIN20110126_122636_000000403099_00009_46575_2375.N1	26-JAN-2011 12:26:36	Bright	39.500	119	14Eta Dra	2.7270	4700.0	79	46575	No
140	GOM_NL__2PRFIN20110126_122935_000000353099_00009_46575_2376.N1	26-JAN-2011 12:29:35	Bright	35.000	130	23Bet Dra	2.7990	5800.0	70	46575	No
141	GOM_NL__2PRFIN20110126_123603_000000403099_00009_46575_2377.N1	26-JAN-2011 12:36:03	Bright	40.000	133	40Zet Her	2.8070	6000.0	80	46575	No
142	GOM_NL__2PRFIN20110126_123927_000000623099_00009_46575_2378.N1	26-JAN-2011 12:39:27	Bright	62.000	127	27Bet Her	2.7810	4700.0	124	46575	No
143	GOM_NL__2PRFIN20110126_124555_000000613099_00009_46575_2379.N1	26-JAN-2011 12:45:55	Twi_and_stray	60.500	102	24Alp Ser	2.6000	4250.0	121	46575	No
144	GOM_NL__2PRFIN20110126_124857_000000463099_00009_46575_2380.N1	26-JAN-2011 12:48:57	Twi_and_stray	45.500	98	13Zet Oph	2.5710	30000.	91	46575	No
145	GOM_NL__2PRFIN20110126_125328_000000573099_00009_46575_2381.N1	26-JAN-2011 12:53:28	Dark	57.000	16	21Alp Sco	1.0200	3000.0	114	46575	No
146	GOM_NL__2PRFIN20110126_125905_000000433099_00009_46575_2382.N1	26-JAN-2011 12:59:05	Dark	42.500	131	Gam Lup	2.8000	26000.	85	46575	No
147	GOM_NL__2PRFIN20110126_130109_000000453099_00009_46575_2383.N1	26-JAN-2011 13:01:09	Dark	44.500	109	Bet Lup	2.6770	26000.	89	46575	No
148	GOM_NL__2PRFIN20110126_130236_000000413099_00010_46576_2395.N1	26-JAN-2011 13:02:36	Dark	41.000	78	Alp Lup	2.3040	28000.	82	46576	No
149	GOM_NL__2PRFIN20110126_130539_000000423099_00010_46576_2396.N1	26-JAN-2011 13:05:39	Dark	41.500	10	Bet Cen	0.61000	28000.	83	46576	No
150	GOM_NL__2PRFIN20110126_130905_000000433099_00010_46576_2397.N1	26-JAN-2011 13:09:05	Dark	42.500	12	Alp1Cru	0.77500	30000.	85	46576	No
151	GOM_NL__2PRFIN20110126_131442_000000473099_00010_46576_2398.N1	26-JAN-2011 13:14:42	Dark	46.500	113	Mu Vel	2.6920	5000.0	93	46576	No
152	GOM_NL__2PRFIN20110126_131925_000000573099_00010_46576_2399.N1	26-JAN-2011 13:19:25	Dark	56.500	65	Lam Vel	2.2040	4400.0	113	46576	No
153	GOM_NL__2PRFIN20110126_132605_000000433099_00010_46576_2400.N1	26-JAN-2011 13:26:05	Straylight	43.000	132	15Rho Pup	2.8030	6900.0	86	46576	No
154	GOM_NL__2PRFIN20110126_133504_000000523099_00010_46576_2401.N1	26-JAN-2011 13:35:04	Twi_and_stray	51.500	8	10Alp CMi	0.40000	6500.0	103	46576	No
155	GOM_NL__2PRFIN20110126_134156_000000443099_00010_46576_2402.N1	26-JAN-2011 13:41:56	Bright	43.500	17	78Bet Gem	1.1610	4500.0	87	46576	No
156	GOM_NL__2PRFIN20110126_135721_000000463099_00010_46576_2403.N1	26-JAN-2011 13:57:21	Bright	46.000	36	50Alp UMa	1.8000	6300.0	92	46576	No
157	GOM_NL__2PRFIN20110126_140215_000000373099_00010_46576_2404.N1	26-JAN-2011 14:02:15	Bright	36.500	60	7Bet UMi	2.0810	3950.0	73	46576	No
158	GOM_NL__2PRFIN20110126_140650_000000393099_00010_46576_2405.N1	26-JAN-2011 14:06:50	Bright	39.000	119	14Eta Dra	2.7270	4700.0	78	46576	No
159	GOM_NL__2PRFIN20110126_140949_000000543099_00010_46576_2406.N1	26-JAN-2011 14:09:49	Bright	54.000	130	23Bet Dra	2.7990	5800.0	108	46576	No
160	GOM_NL__2PRFIN20110126_141617_000000593099_00010_46576_2407.N1	26-JAN-2011 14:16:17	Bright	59.000	133	40Zet Her	2.8070	6000.0	118	46576	No

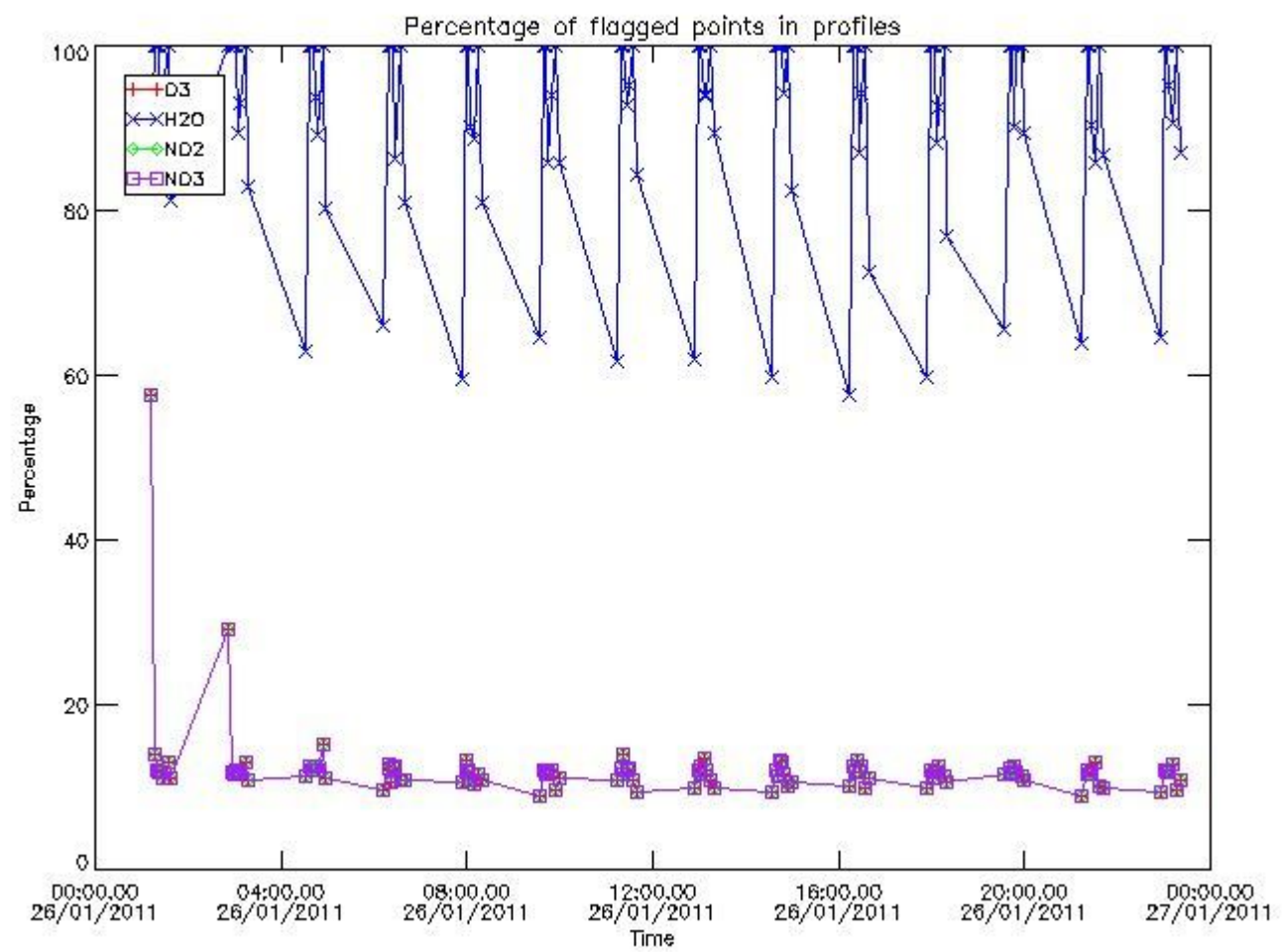
161	GOM_NL__2PRFIN20110126_141941_000000623099_00010_46576_2408.N1	26-JAN-2011 14:19:41	Bright	62.000	127	27Bet Her	2.7810	4700.0	124	46576	No
162	GOM_NL__2PRFIN20110126_142609_000000603099_00010_46576_2409.N1	26-JAN-2011 14:26:09	Tw_i_and_stray	59.500	102	24Alp Ser	2.6000	4250.0	119	46576	No
163	GOM_NL__2PRFIN20110126_142912_000000473099_00010_46576_2410.N1	26-JAN-2011 14:29:12	Tw_i_and_stray	46.500	98	13Zet Oph	2.5710	30000.	93	46576	No
164	GOM_NL__2PRFIN20110126_143342_000000543099_00010_46576_2411.N1	26-JAN-2011 14:33:42	Dark	54.000	16	21Alp Sco	1.0200	3000.0	108	46576	No
165	GOM_NL__2PRFIN20110126_143919_000000423099_00010_46576_2412.N1	26-JAN-2011 14:39:19	Dark	42.000	131	Gam Lup	2.8000	26000.	84	46576	No
166	GOM_NL__2PRFIN20110126_144124_000000453099_00010_46576_2413.N1	26-JAN-2011 14:41:24	Dark	45.000	109	Bet Lup	2.6770	26000.	90	46576	No
167	GOM_NL__2PRFIN20110126_144251_000000433099_00011_46577_2442.N1	26-JAN-2011 14:42:51	Dark	42.500	78	Alp Lup	2.3040	28000.	85	46577	No
168	GOM_NL__2PRFIN20110126_144554_000000433099_00011_46577_2443.N1	26-JAN-2011 14:45:54	Dark	43.000	10	Bet Cen	0.61000	28000.	86	46577	No
169	GOM_NL__2PRFIN20110126_144920_000000443099_00011_46577_2444.N1	26-JAN-2011 14:49:20	Dark	44.000	12	Alp1Cru	0.77500	30000.	88	46577	No
170	GOM_NL__2PRFIN20110126_145456_000000513099_00011_46577_2445.N1	26-JAN-2011 14:54:56	Dark	50.500	113	Mu Vel	2.6920	5000.0	101	46577	No
171	GOM_NL__2PRFIN20110126_145939_000000483099_00011_46577_2446.N1	26-JAN-2011 14:59:39	Dark	48.000	65	Lam Vel	2.2040	4400.0	96	46577	No
172	GOM_NL__2PRFIN20110126_150619_000000423099_00011_46577_2447.N1	26-JAN-2011 15:06:19	Straylight	42.000	132	15Rho Pup	2.8030	6900.0	84	46577	No
173	GOM_NL__2PRFIN20110126_151518_000000563099_00011_46577_2448.N1	26-JAN-2011 15:15:18	Tw_i_and_stray	55.500	8	10Alp CMi	0.40000	6500.0	111	46577	No
174	GOM_NL__2PRFIN20110126_152210_000000433099_00011_46577_2449.N1	26-JAN-2011 15:22:10	Bright	43.000	17	78Bet Gem	1.1610	4500.0	86	46577	No
175	GOM_NL__2PRFIN20110126_153734_000000483099_00011_46577_2450.N1	26-JAN-2011 15:37:34	Bright	47.500	36	50Alp UMa	1.8000	6300.0	95	46577	No
176	GOM_NL__2PRFIN20110126_154229_000000413099_00011_46577_2451.N1	26-JAN-2011 15:42:29	Bright	40.500	60	7Bet UMi	2.0810	3950.0	81	46577	No
177	GOM_NL__2PRFIN20110126_154704_000000403099_00011_46577_2452.N1	26-JAN-2011 15:47:04	Bright	39.500	119	14Eta Dra	2.7270	4700.0	79	46577	No
178	GOM_NL__2PRFIN20110126_155003_000000543099_00011_46577_2453.N1	26-JAN-2011 15:50:03	Bright	54.000	130	23Bet Dra	2.7990	5800.0	108	46577	No
179	GOM_NL__2PRFIN20110126_155631_000000463099_00011_46577_2454.N1	26-JAN-2011 15:56:31	Bright	46.000	133	40Zet Her	2.8070	6000.0	92	46577	No
180	GOM_NL__2PRFIN20110126_155955_000000433099_00011_46577_2455.N1	26-JAN-2011 15:59:55	Bright	42.500	127	27Bet Her	2.7810	4700.0	85	46577	No
181	GOM_NL__2PRFIN20110126_160624_000000633099_00011_46577_2456.N1	26-JAN-2011 16:06:24	Tw_i_and_stray	62.500	102	24Alp Ser	2.6000	4250.0	125	46577	No
182	GOM_NL__2PRFIN20110126_160926_000000463099_00011_46577_2457.N1	26-JAN-2011 16:09:26	Tw_i_and_stray	45.500	98	13Zet Oph	2.5710	30000.	91	46577	No
183	GOM_NL__2PRFIN20110126_161357_000000503099_00011_46577_2458.N1	26-JAN-2011 16:13:57	Dark	50.000	16	21Alp Sco	1.0200	3000.0	100	46577	No
184	GOM_NL__2PRFIN20110126_161934_000000413099_00011_46577_2459.N1	26-JAN-2011 16:19:34	Dark	41.000	131	Gam Lup	2.8000	26000.	82	46577	No
185	GOM_NL__2PRFIN20110126_162139_000000433099_00011_46577_2460.N1	26-JAN-2011 16:21:39	Dark	43.000	109	Bet Lup	2.6770	26000.	86	46577	No
186	GOM_NL__2PRFIN20110126_162306_000000433099_00012_46578_2460.N1	26-JAN-2011 16:23:06	Dark	42.500	78	Alp Lup	2.3040	28000.	85	46578	No
187	GOM_NL__2PRFIN20110126_162608_000000433099_00012_46578_2461.N1	26-JAN-2011 16:26:08	Dark	43.000	10	Bet Cen	0.61000	28000.	86	46578	No
188	GOM_NL__2PRFIN20110126_162934_000000453099_00012_46578_2462.N1	26-JAN-2011 16:29:34	Dark	44.500	12	Alp1Cru	0.77500	30000.	89	46578	No
189	GOM_NL__2PRFIN20110126_163511_000000523099_00012_46578_2463.N1	26-JAN-2011 16:35:11	Dark	51.500	113	Mu Vel	2.6920	5000.0	103	46578	No
190	GOM_NL__2PRFIN20110126_163954_000000463099_00012_46578_2464.N1	26-JAN-2011 16:39:54	Dark	45.500	65	Lam Vel	2.2040	4400.0	91	46578	No
191	GOM_NL__2PRFIN20110126_164633_000000403099_00012_46578_2465.N1	26-JAN-2011 16:46:33	Straylight	39.500	132	15Rho Pup	2.8030	6900.0	79	46578	No
192	GOM_NL__2PRFIN20110126_165532_000000533099_00012_46578_2466.N1	26-JAN-2011 16:55:32	Tw_i_and_stray	52.500	8	10Alp CMi	0.40000	6500.0	105	46578	No
193	GOM_NL__2PRFIN20110126_170224_000000423099_00012_46578_2467.N1	26-JAN-2011 17:02:24	Bright	42.000	17	78Bet Gem	1.1610	4500.0	84	46578	No
194	GOM_NL__2PRFIN20110126_171747_000000473099_00012_46578_2468.N1	26-JAN-2011 17:17:47	Bright	47.000	36	50Alp UMa	1.8000	6300.0	94	46578	No
195	GOM_NL__2PRFIN20110126_172242_000000423099_00012_46578_2469.N1	26-JAN-2011 17:22:42	Bright	41.500	60	7Bet UMi	2.0810	3950.0	83	46578	No
196	GOM_NL__2PRFIN20110126_172718_000000403099_00012_46578_2470.N1	26-JAN-2011 17:27:18	Bright	40.000	119	14Eta Dra	2.7270	4700.0	80	46578	No
197	GOM_NL__2PRFIN20110126_173017_000000383099_00012_46578_2471.N1	26-JAN-2011 17:30:17	Bright	37.500	130	23Bet Dra	2.7990	5800.0	75	46578	No
198	GOM_NL__2PRFIN20110126_173645_000000593099_00012_46578_2472.N1	26-JAN-2011 17:36:45	Bright	59.000	133	40Zet Her	2.8070	6000.0	118	46578	No
199	GOM_NL__2PRFIN20110126_174009_000000623099_00012_46578_2473.N1	26-JAN-2011 17:40:09	Bright	62.000	127	27Bet Her	2.7810	4700.0	124	46578	No
200	GOM_NL__2PRFIN20110126_174639_000000593099_00012_46578_2474.N1	26-JAN-2011 17:46:39	Tw_i_and_stray	59.000	102	24Alp Ser	2.6000	4250.0	118	46578	No
201	GOM_NL__2PRFIN20110126_174941_000000463099_00012_46578_2475.N1	26-JAN-2011 17:49:41	Tw_i_and_stray	45.500	98	13Zet Oph	2.5710	30000.	91	46578	No
202	GOM_NL__2PRFIN20110126_175411_000000523099_00012_46578_2476.N1	26-JAN-2011 17:54:11	Dark	51.500	16	21Alp Sco	1.0200	3000.0	103	46578	No
203	GOM_NL__2PRFIN20110126_175949_000000433099_00012_46578_2477.N1	26-JAN-2011 17:59:49	Dark	42.500	131	Gam Lup	2.8000	26000.	85	46578	No
204	GOM_NL__2PRFIN20110126_180154_000000463099_00012_46578_2478.N1	26-JAN-2011 18:01:54	Dark	45.500	109	Bet Lup	2.6770	26000.	91	46578	No
205	GOM_NL__2PRFIN20110126_180321_000000443099_00013_46579_2485.N1	26-JAN-2011 18:03:21	Dark	43.500	78	Alp Lup	2.3040	28000.	87	46579	No
206	GOM_NL__2PRFIN20110126_180623_000000433099_00013_46579_2486.N1	26-JAN-2011 18:06:23	Dark	43.000	10	Bet Cen	0.61000	28000.	86	46579	No
207	GOM_NL__2PRFIN20110126_180949_000000413099_00013_46579_2487.N1	26-JAN-2011 18:09:49	Dark	41.000	12	Alp1Cru	0.77500	30000.	82	46579	No
208	GOM_NL__2PRFIN20110126_181526_000000453099_00013_46579_2488.N1	26-JAN-2011 18:15:26	Dark	45.000	113	Mu Vel	2.6920	5000.0	90	46579	No
209	GOM_NL__2PRFIN20110126_182008_000000483099_00013_46579_2489.N1	26-JAN-2011 18:20:08	Dark	48.000	65	Lam Vel	2.2040	4400.0	96	46579	No
210	GOM_NL__2PRFIN20110126_182647_000000453099_00013_46579_2490.N1	26-JAN-2011 18:26:47	Straylight	44.500	132	15Rho Pup	2.8030	6900.0	89	46579	No
211	GOM_NL__2PRFIN20110126_183546_000000513099_00013_46579_2491.N1	26-JAN-2011 18:35:46	Tw_i_and_stray	51.000	8	10Alp CMi	0.40000	6500.0	102	46579	No
212	GOM_NL__2PRFIN20110126_184238_000000443099_00013_46579_2492.N1	26-JAN-2011 18:42:38	Bright	43.500	17	78Bet Gem	1.1610	4500.0	87	46579	No
213	GOM_NL__2PRFIN20110126_185801_000000483099_00013_46579_2493.N1	26-JAN-2011 18:58:01	Bright	48.000	36	50Alp UMa	1.8000	6300.0	96	46579	No
214	GOM_NL__2PRFIN20110126_190256_000000423099_00013_46579_2494.N1	26-JAN-2011 19:02:56	Bright	41.500	60	7Bet UMi	2.0810	3950.0	83	46579	No
215	GOM_NL__2PRFIN20110126_190732_000000403099_00013_46579_2495.N1	26-JAN-2011 19:07:32	Bright	40.000	119	14Eta Dra	2.7270	4700.0	80	46579	No
216	GOM_NL__2PRFIN20110126_191031_000000353099_00013_46579_2496.N1	26-JAN-2011 19:10:31	Bright	34.500	130	23Bet Dra	2.7990	5800.0	69	46579	No
217	GOM_NL__2PRFIN20110126_191700_000000593099_00013_46579_2497.N1	26-JAN-2011 19:17:00	Bright	59.000	133	40Zet Her	2.8070	6000.0	118	46579	No
218	GOM_NL__2PRFIN20110126_192024_000000443099_00013_46579_2498.N1	26-JAN-2011 19:20:24	Bright	43.500	127	27Bet Her	2.7810	4700.0	87	46579	No
219	GOM_NL__2PRFIN20110126_192654_000000593099_00013_46579_2499.N1	26-JAN-2011 19:26:54	Tw_i_and_stray	59.000	102	24Alp Ser	2.6000	4250.0	118	46579	No

220	GOM_NL__2PRFIN20110126_192955_000000483099_00013_46579_2500.N1	26-JAN-2011 19:29:55	Twilight	47.500	98	13Zet Oph	2.5710	30000.	95	46579	No
221	GOM_NL__2PRFIN20110126_193426_000000573099_00013_46579_2501.N1	26-JAN-2011 19:34:26	Dark	57.000	16	21Alp Sco	1.0200	3000.0	114	46579	No
222	GOM_NL__2PRFIN20110126_194004_000000433099_00013_46579_2502.N1	26-JAN-2011 19:40:04	Dark	43.000	131	Gam Lup	2.8000	26000.	86	46579	No
223	GOM_NL__2PRFIN20110126_194208_000000463099_00013_46579_2503.N1	26-JAN-2011 19:42:08	Dark	45.500	109	Bet Lup	2.6770	26000.	91	46579	No
224	GOM_NL__2PRFIN20110126_194336_000000443099_00014_46580_2510.N1	26-JAN-2011 19:43:36	Dark	44.000	78	Alp Lup	2.3040	28000.	88	46580	No
225	GOM_NL__2PRFIN20110126_194638_000000413099_00014_46580_2511.N1	26-JAN-2011 19:46:38	Dark	41.000	10	Bet Cen	0.61000	28000.	82	46580	No
226	GOM_NL__2PRFIN20110126_195004_000000443099_00014_46580_2512.N1	26-JAN-2011 19:50:04	Dark	43.500	12	Alp1Cru	0.77500	30000.	87	46580	No
227	GOM_NL__2PRFIN20110126_195540_000000453099_00014_46580_2513.N1	26-JAN-2011 19:55:40	Dark	44.500	113	Mu Vel	2.6920	5000.0	89	46580	No
228	GOM_NL__2PRFIN20110126_200022_000000483099_00014_46580_2514.N1	26-JAN-2011 20:00:22	Dark	47.500	65	Lam Vel	2.2040	4400.0	95	46580	No
229	GOM_NL__2PRFIN20110126_200702_000000453099_00014_46580_2515.N1	26-JAN-2011 20:07:02	Straylight	44.500	132	15Rho Pup	2.8030	6900.0	89	46580	No
230	GOM_NL__2PRFIN20110126_201600_000000533099_00014_46580_2516.N1	26-JAN-2011 20:16:00	Twilight	52.500	8	10Alp CMi	0.40000	6500.0	105	46580	No
231	GOM_NL__2PRFIN20110126_202251_000000443099_00014_46580_2517.N1	26-JAN-2011 20:22:51	Bright	43.500	17	78Bet Gem	1.1610	4500.0	87	46580	No
232	GOM_NL__2PRFIN20110126_203814_000000483099_00014_46580_2518.N1	26-JAN-2011 20:38:14	Bright	47.500	36	50Alp UMa	1.8000	6300.0	95	46580	No
233	GOM_NL__2PRFIN20110126_204310_000000383099_00014_46580_2519.N1	26-JAN-2011 20:43:10	Bright	38.000	60	7Bet UMi	2.0810	3950.0	76	46580	No
234	GOM_NL__2PRFIN20110126_204746_000000403099_00014_46580_2520.N1	26-JAN-2011 20:47:46	Bright	39.500	119	14Eta Dra	2.7270	4700.0	79	46580	No
235	GOM_NL__2PRFIN20110126_205045_000000353099_00014_46580_2521.N1	26-JAN-2011 20:50:45	Bright	34.500	130	23Bet Dra	2.7990	5800.0	69	46580	No
236	GOM_NL__2PRFIN20110126_205714_000000423099_00014_46580_2522.N1	26-JAN-2011 20:57:14	Bright	41.500	133	40Zet Her	2.8070	6000.0	83	46580	No
237	GOM_NL__2PRFIN20110126_210038_000000623099_00014_46580_2523.N1	26-JAN-2011 21:00:38	Bright	62.000	127	27Bet Her	2.7810	4700.0	124	46580	No
238	GOM_NL__2PRFIN20110126_210709_000000503099_00014_46580_2524.N1	26-JAN-2011 21:07:09	Twilight	50.000	102	24Alp Ser	2.6000	4250.0	100	46580	No
239	GOM_NL__2PRFIN20110126_211010_000000453099_00014_46580_2525.N1	26-JAN-2011 21:10:10	Twilight	44.500	98	13Zet Oph	2.5710	30000.	89	46580	No
240	GOM_NL__2PRFIN20110126_211440_000000573099_00014_46580_2526.N1	26-JAN-2011 21:14:40	Dark	57.000	16	21Alp Sco	1.0200	3000.0	114	46580	No
241	GOM_NL__2PRFIN20110126_212018_000000433099_00014_46580_2527.N1	26-JAN-2011 21:20:18	Dark	42.500	131	Gam Lup	2.8000	26000.	85	46580	No
242	GOM_NL__2PRFIN20110126_212223_000000443099_00014_46580_2528.N1	26-JAN-2011 21:22:23	Dark	44.000	109	Bet Lup	2.6770	26000.	88	46580	No
243	GOM_NL__2PRFIN20110126_212351_000000443099_00015_46581_2537.N1	26-JAN-2011 21:23:51	Dark	44.000	78	Alp Lup	2.3040	28000.	88	46581	No
244	GOM_NL__2PRFIN20110126_212652_000000423099_00015_46581_2538.N1	26-JAN-2011 21:26:52	Dark	42.000	10	Bet Cen	0.61000	28000.	84	46581	No
245	GOM_NL__2PRFIN20110126_213018_000000433099_00015_46581_2539.N1	26-JAN-2011 21:30:18	Dark	43.000	12	Alp1Cru	0.77500	30000.	86	46581	No
246	GOM_NL__2PRFIN20110126_213555_000000513099_00015_46581_2540.N1	26-JAN-2011 21:35:55	Dark	50.500	113	Mu Vel	2.6920	5000.0	101	46581	No
247	GOM_NL__2PRFIN20110126_214037_000000573099_00015_46581_2541.N1	26-JAN-2011 21:40:37	Dark	57.000	65	Lam Vel	2.2040	4400.0	114	46581	No
248	GOM_NL__2PRFIN20110126_214716_000000423099_00015_46581_2542.N1	26-JAN-2011 21:47:16	Straylight	42.000	132	15Rho Pup	2.8030	6900.0	84	46581	No
249	GOM_NL__2PRFIN20110126_215614_000000523099_00015_46581_2543.N1	26-JAN-2011 21:56:14	Twilight	52.000	8	10Alp CMi	0.40000	6500.0	104	46581	No
250	GOM_NL__2PRFIN20110126_220305_000000443099_00015_46581_2544.N1	26-JAN-2011 22:03:05	Bright	43.500	17	78Bet Gem	1.1610	4500.0	87	46581	No
251	GOM_NL__2PRFIN20110126_221827_000000493099_00015_46581_2545.N1	26-JAN-2011 22:18:27	Bright	49.000	36	50Alp UMa	1.8000	6300.0	98	46581	No
252	GOM_NL__2PRFIN20110126_222324_000000393099_00015_46581_2546.N1	26-JAN-2011 22:23:24	Bright	39.000	60	7Bet UMi	2.0810	3950.0	78	46581	No
253	GOM_NL__2PRFIN20110126_222800_000000393099_00015_46581_2547.N1	26-JAN-2011 22:28:00	Bright	39.000	119	14Eta Dra	2.7270	4700.0	78	46581	No
254	GOM_NL__2PRFIN20110126_223059_000000383099_00015_46581_2548.N1	26-JAN-2011 22:30:59	Bright	37.500	130	23Bet Dra	2.7990	5800.0	75	46581	No
255	GOM_NL__2PRFIN20110126_223728_000000403099_00015_46581_2549.N1	26-JAN-2011 22:37:28	Bright	40.000	133	40Zet Her	2.8070	6000.0	80	46581	No
256	GOM_NL__2PRFIN20110126_224052_000000433099_00015_46581_2550.N1	26-JAN-2011 22:40:52	Bright	42.500	127	27Bet Her	2.7810	4700.0	85	46581	No
257	GOM_NL__2PRFIN20110126_224723_000000503099_00015_46581_2551.N1	26-JAN-2011 22:47:23	Twilight	50.000	102	24Alp Ser	2.6000	4250.0	100	46581	No
258	GOM_NL__2PRFIN20110126_225024_000000443099_00015_46581_2552.N1	26-JAN-2011 22:50:24	Twilight	43.500	98	13Zet Oph	2.5710	30000.	87	46581	No
259	GOM_NL__2PRFIN20110126_225455_000000543099_00015_46581_2553.N1	26-JAN-2011 22:54:55	Dark	54.000	16	21Alp Sco	1.0200	3000.0	108	46581	No
260	GOM_NL__2PRFIN20110126_230033_000000423099_00015_46581_2554.N1	26-JAN-2011 23:00:33	Dark	42.000	131	Gam Lup	2.8000	26000.	84	46581	No
261	GOM_NL__2PRFIN20110126_230405_000000443099_00016_46582_2576.N1	26-JAN-2011 23:04:05	Dark	43.500	78	Alp Lup	2.3040	28000.	87	46582	No
262	GOM_NL__2PRFIN20110126_230707_000000423099_00016_46582_2577.N1	26-JAN-2011 23:07:07	Dark	42.000	10	Bet Cen	0.61000	28000.	84	46582	No
263	GOM_NL__2PRFIN20110126_231033_000000443099_00016_46582_2578.N1	26-JAN-2011 23:10:33	Dark	43.500	12	Alp1Cru	0.77500	30000.	87	46582	No
264	GOM_NL__2PRFIN20110126_231610_000000543099_00016_46582_2579.N1	26-JAN-2011 23:16:10	Dark	53.500	113	Mu Vel	2.6920	5000.0	107	46582	No
265	GOM_NL__2PRFIN20110126_232051_000000473099_00016_46582_2580.N1	26-JAN-2011 23:20:51	Dark	46.500	65	Lam Vel	2.2040	4400.0	93	46582	No
266	GOM_NL__2PRFIN20110126_232730_000000403099_00016_46582_2581.N1	26-JAN-2011 23:27:30	Straylight	40.000	132	15Rho Pup	2.8030	6900.0	80	46582	No
267	GOM_NL__2PRFIN20110126_233628_000000493099_00016_46582_2582.N1	26-JAN-2011 23:36:28	Twilight	49.000	8	10Alp CMi	0.40000	6500.0	98	46582	No
268	GOM_NL__2PRFIN20110126_234319_000000433099_00016_46582_2583.N1	26-JAN-2011 23:43:19	Bright	42.500	17	78Bet Gem	1.1610	4500.0	85	46582	No
269	GOM_NL__2PRFIN20110126_235840_000000463099_00016_46582_2584.N1	26-JAN-2011 23:58:40	Bright	45.500	36	50Alp UMa	1.8000	6300.0	91	46582	No

3. Quality information per product

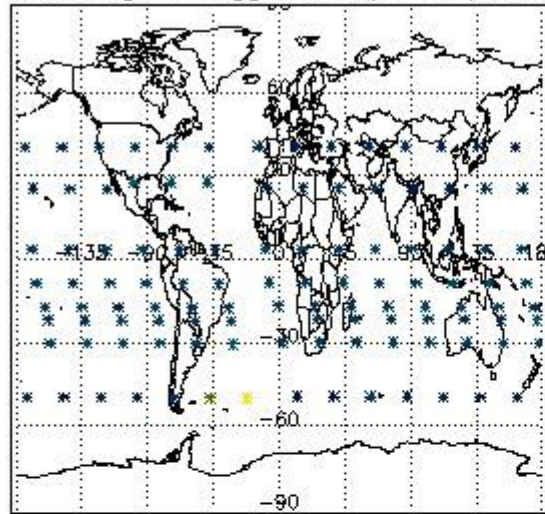
In this section it is plotted some information contained in the Quality Summary data set of the level 2 products. Only products in dark limb conditions and without errors (error flag in the MPH set to "0") are used.

3.1 Plot quality information per product (time dependant)

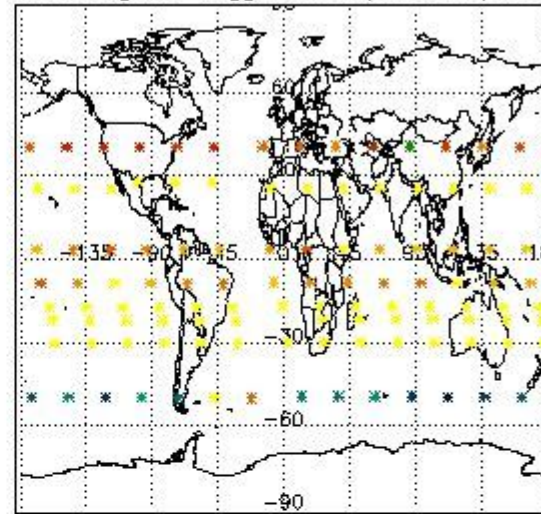


3.2 Plot quality information per product (world map)


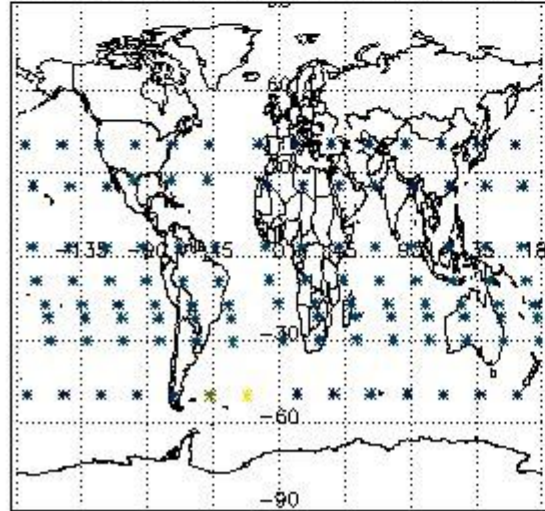
Percentage of flagged data per O3 profile



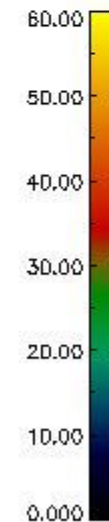
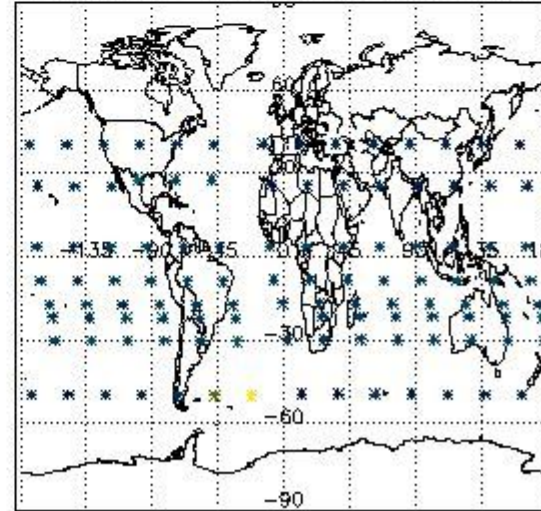
Percentage of flagged data per H2O profile



Percentage of flagged data per NO2 profile



Percentage of flagged data per NO3 profile

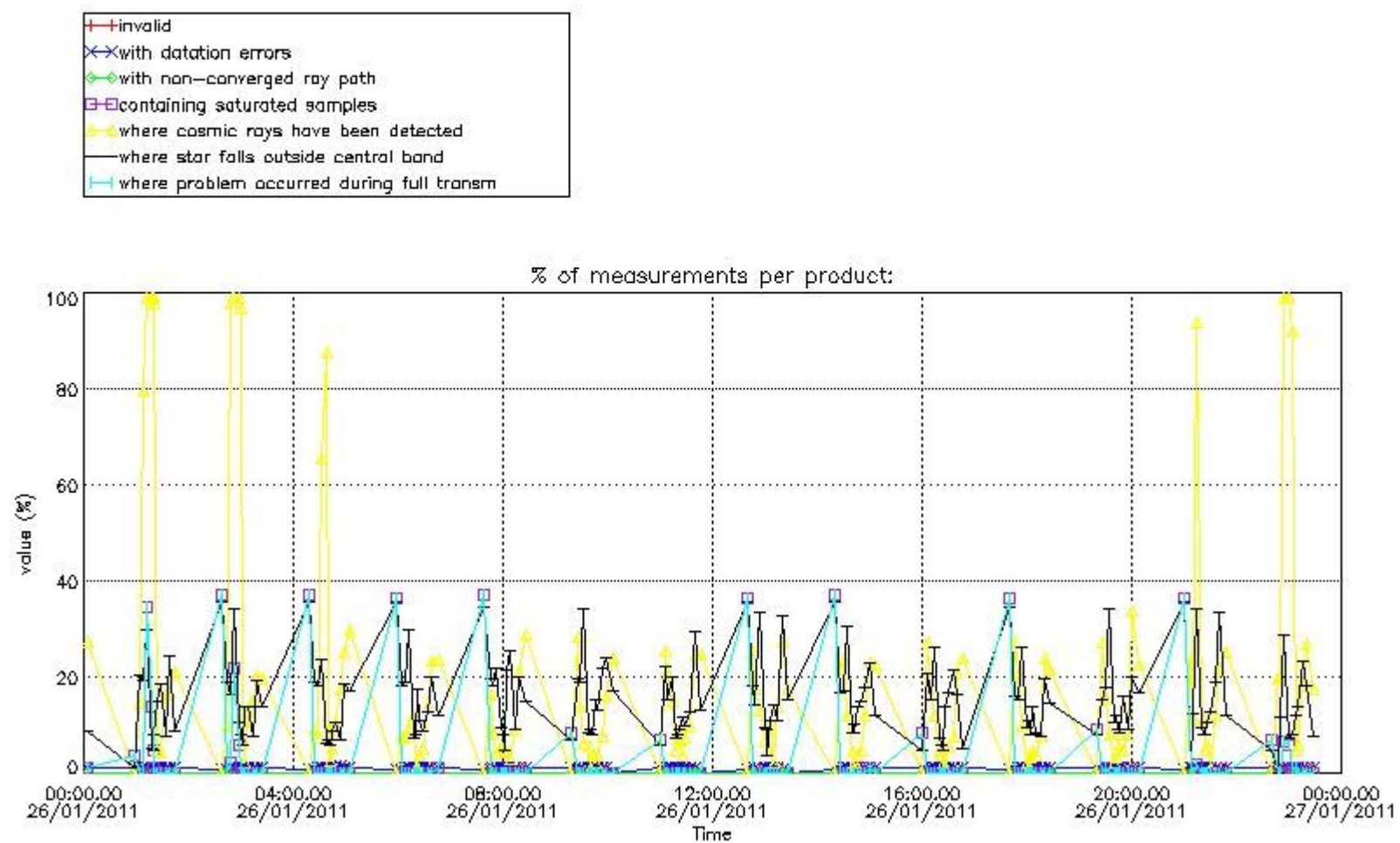


4. Level 1 quality information per product

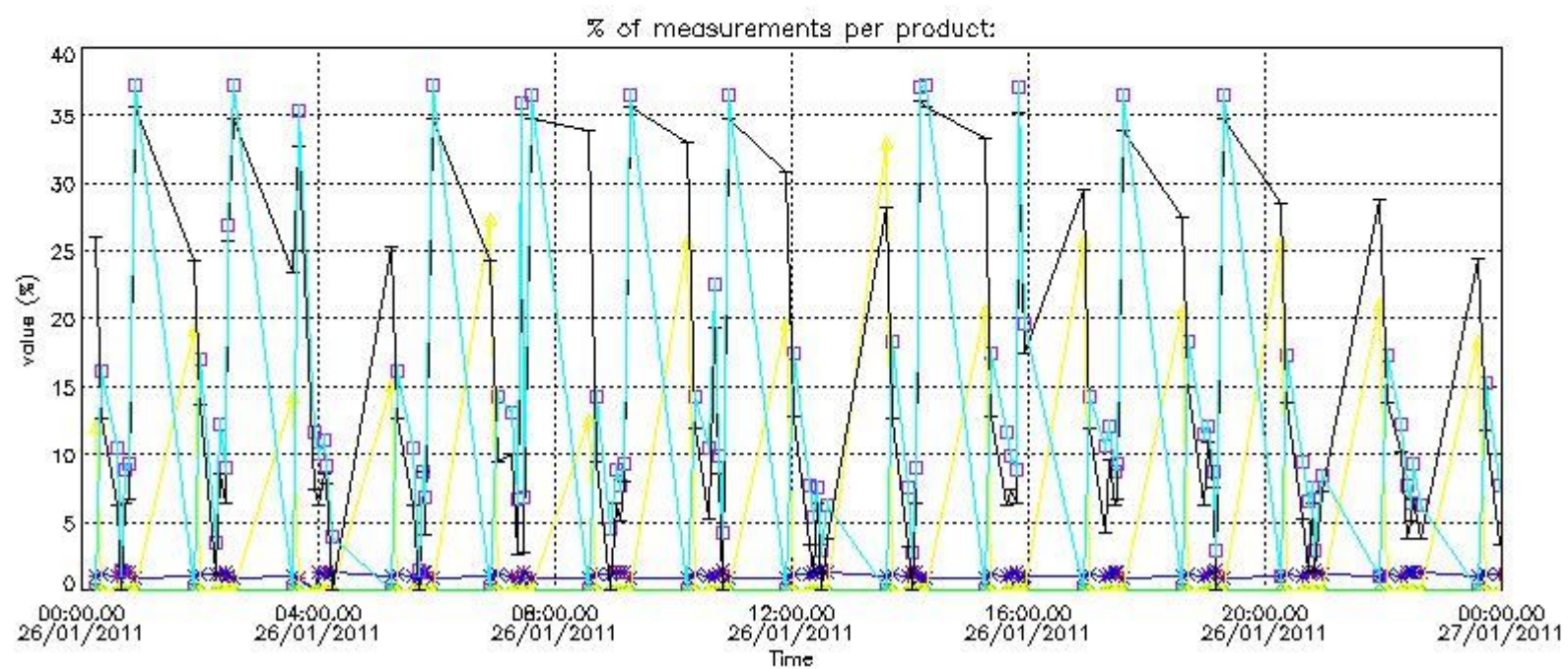
In this section it is plotted some information contained in the Quality Summary data set of the level 2 products that comes from the level 1b processing. Products without errors (error flag in the MPH set to "0") are used.

4.1 Plot quality information per product (time dependant) coming from level 1b processing

4.1.1 Plot level 1 quality information per product (time dependant): ENVISAT ASCENDING passes

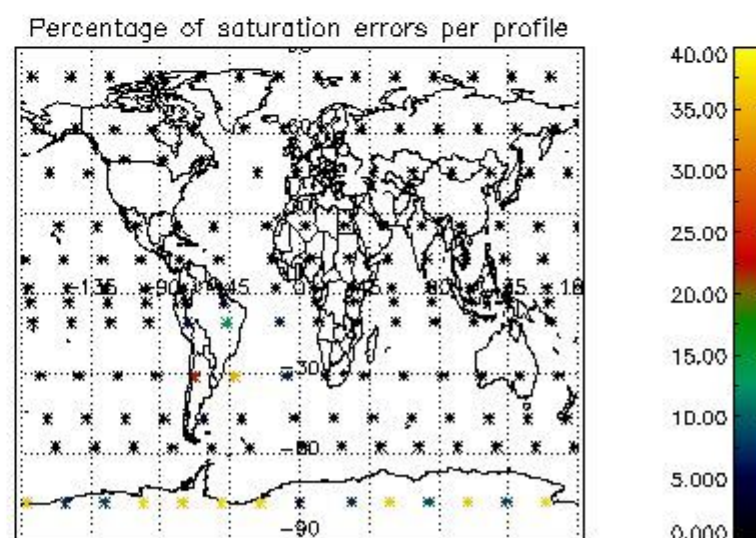
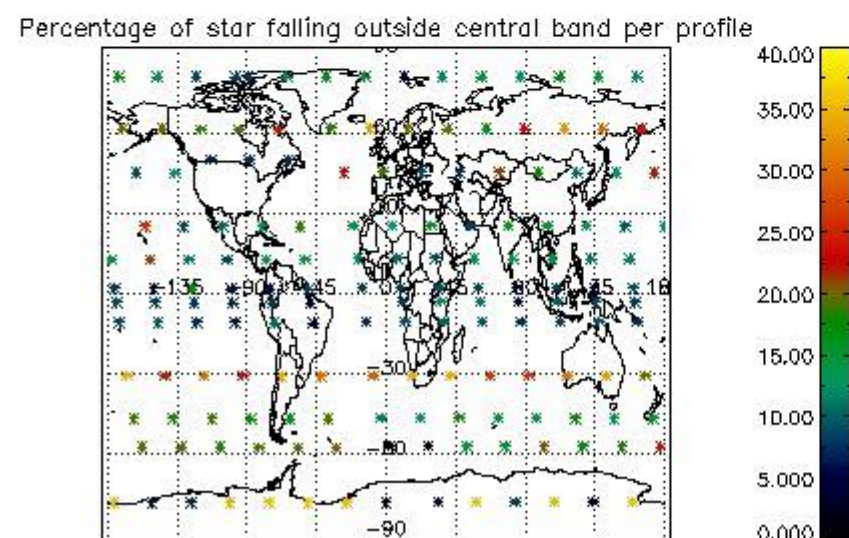
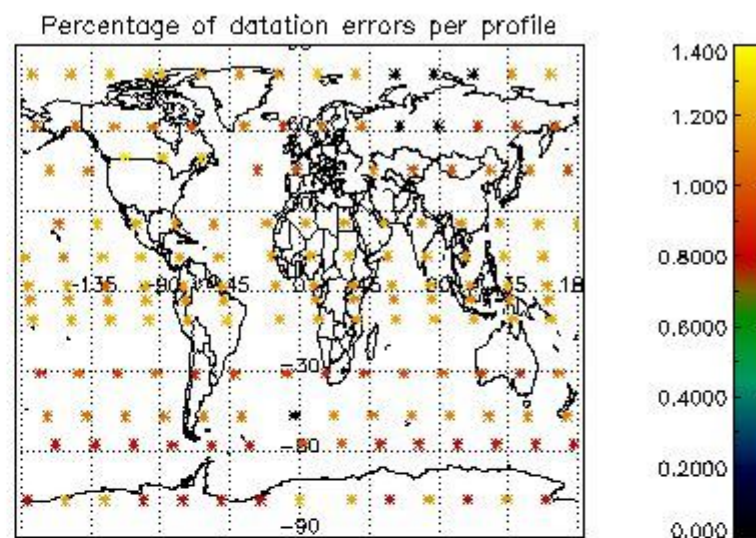
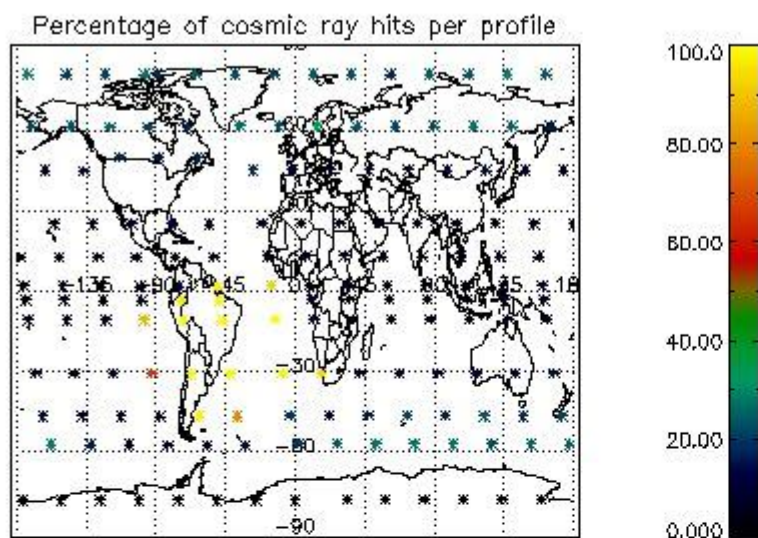


4.1.2 Plot level 1 quality information per product (time dependant): ENVI SAT DESCENDING passes

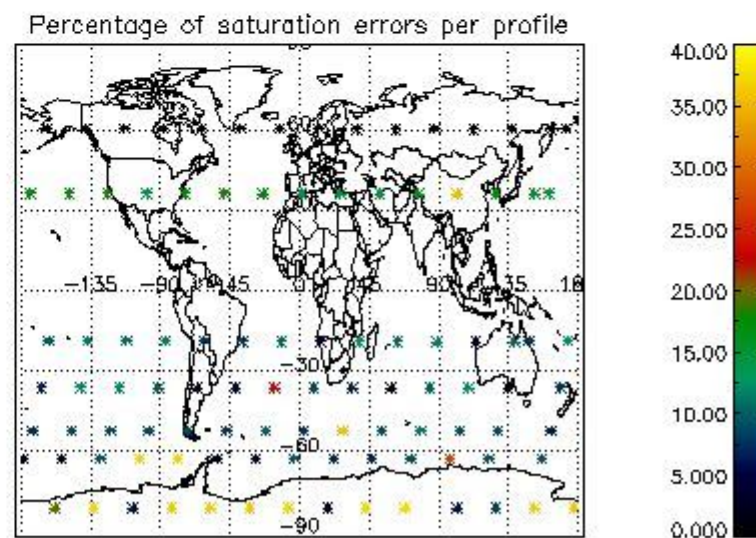
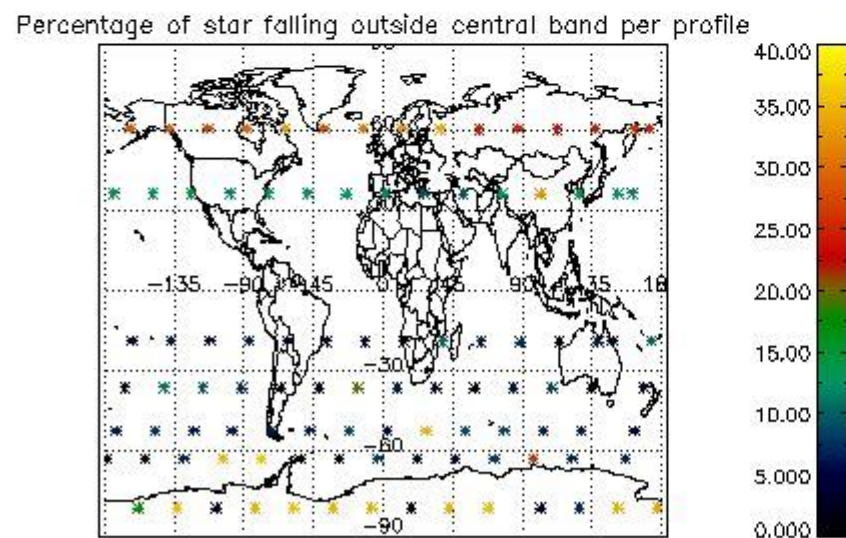
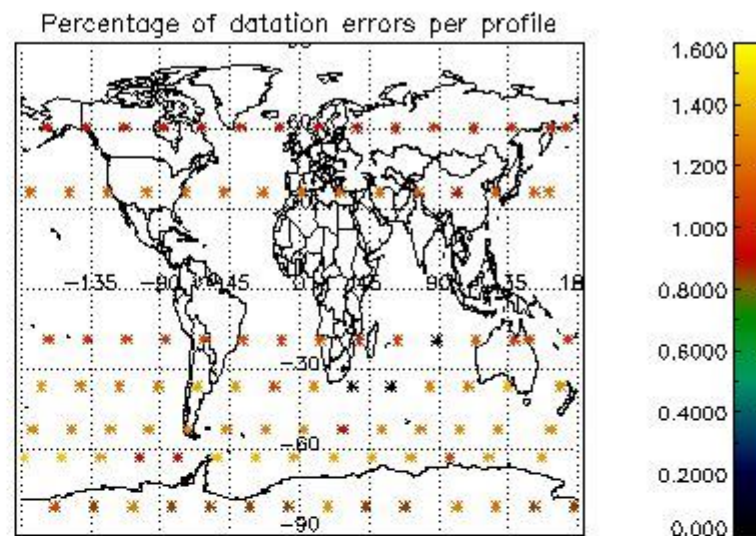
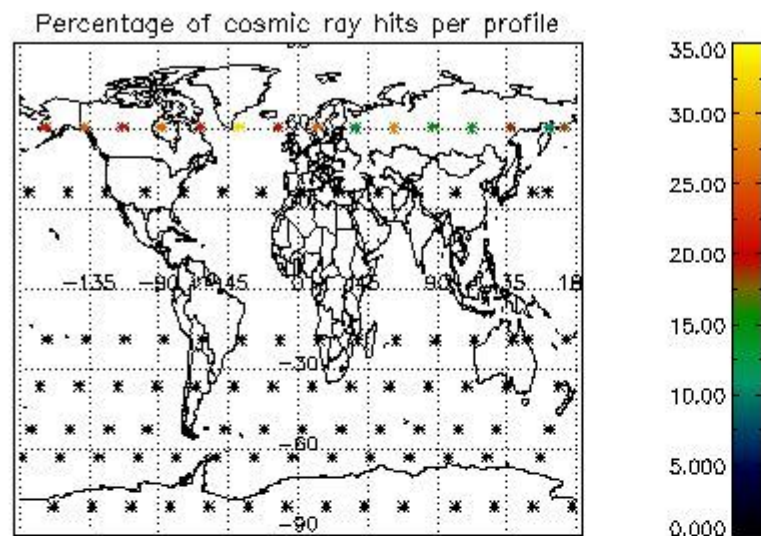


4.2 Plot quality information per product coming from level 1b processing (world map)

4.2.1 Plot level 1 quality information per product (world map): ENVISAT ASCENDING passes



4.2.2 Plot level 1 quality information per product (world map): ENVISAT DESCENDING passes



5. Trace gas profiles

5.1 Ozone statistics based on quality of products

The final quality of the products can be "measured" using the STD (Standard Deviation) attached to every point profile. This information is written to the parameter GOM_NL__2P/NL_LOCAL_SPECIES_DENSITY/o3_std of the level 2 products. The table below shows the statistics for given STD ranges.

The statistics are given with respect to the overall valid production:

- Products without fatal errors: GOM_NL__2P/MPH/PRODUCT_ERR=0
- Valid point profile: GOM_NL__2P/NL_LOCAL_SPECIES_DENSITY/pcd(0)=0

The 'Criteria' is applied to valid points of dark limb products:

- Products in dark limb illumination condition: GOM_NL__2P/NL_SUMMARY_QUALITY/obs_ill_cond=0
- Products without fatal errors: GOM_NL__2P/MPH/PRODUCT_ERR=0
- Valid point profile: GOM_NL__2P/NL_LOCAL_SPECIES_DENSITY/pcd(0)=0

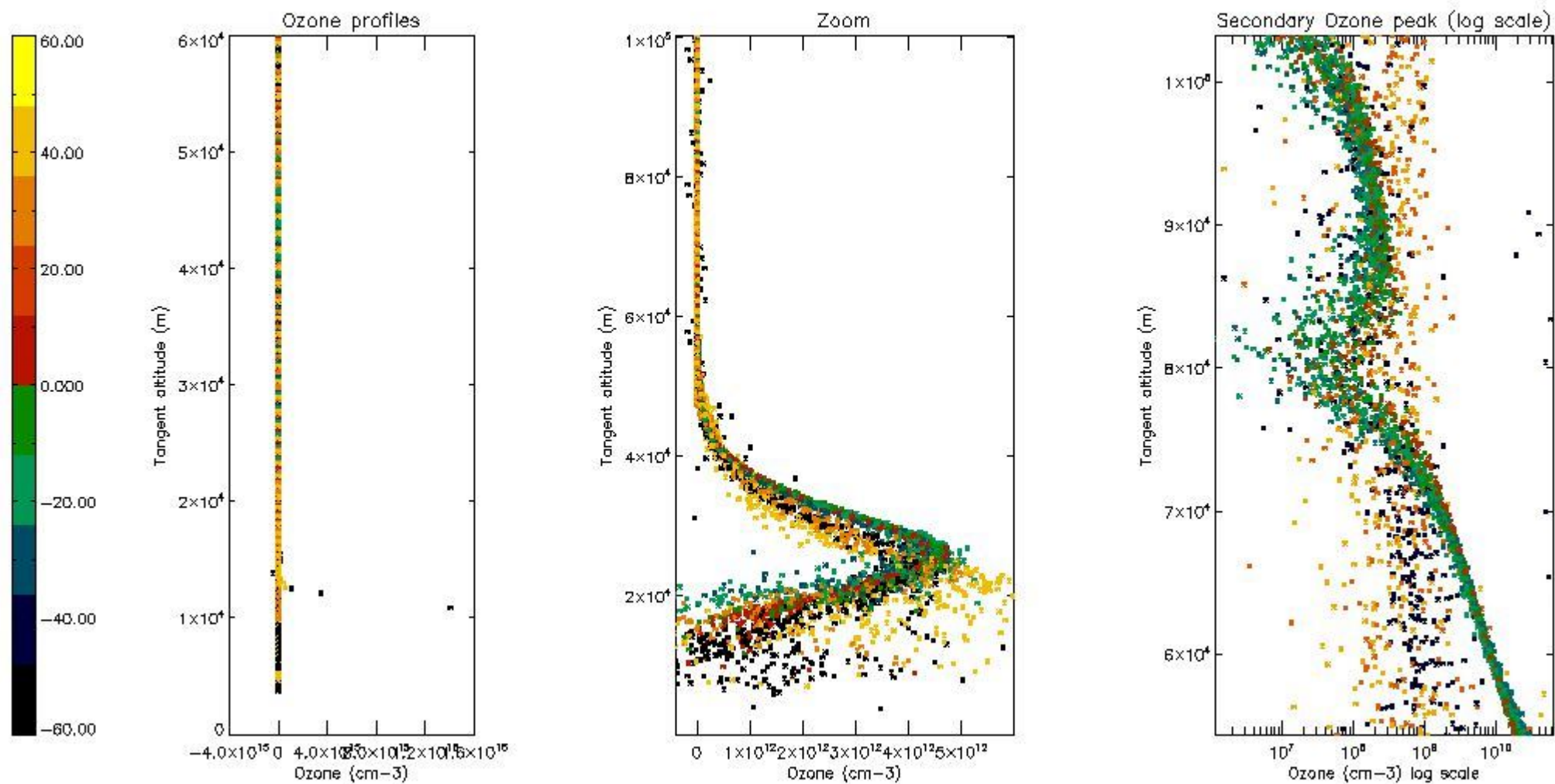
So, the table below shows the percentage of dark limb and valid observations for each criteria with respect to the overall valid daily observations.

Criteria	% of total production
All STD	41
STD < 20	20

STD < 10	16
STD < 5	11

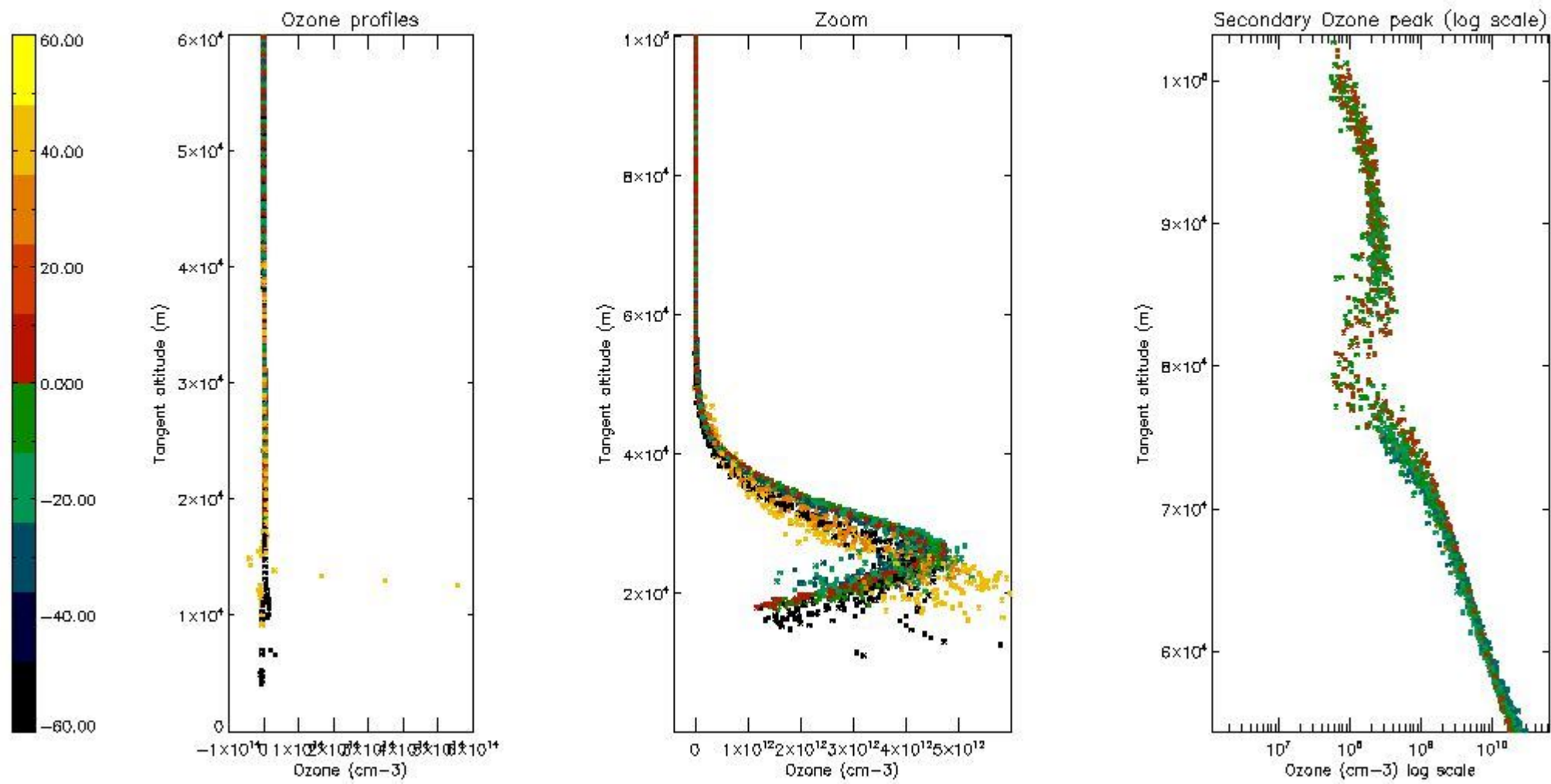
5.2 Plot ozone profiles for all STD (dark without errors)

The colorbar represents the latitude.



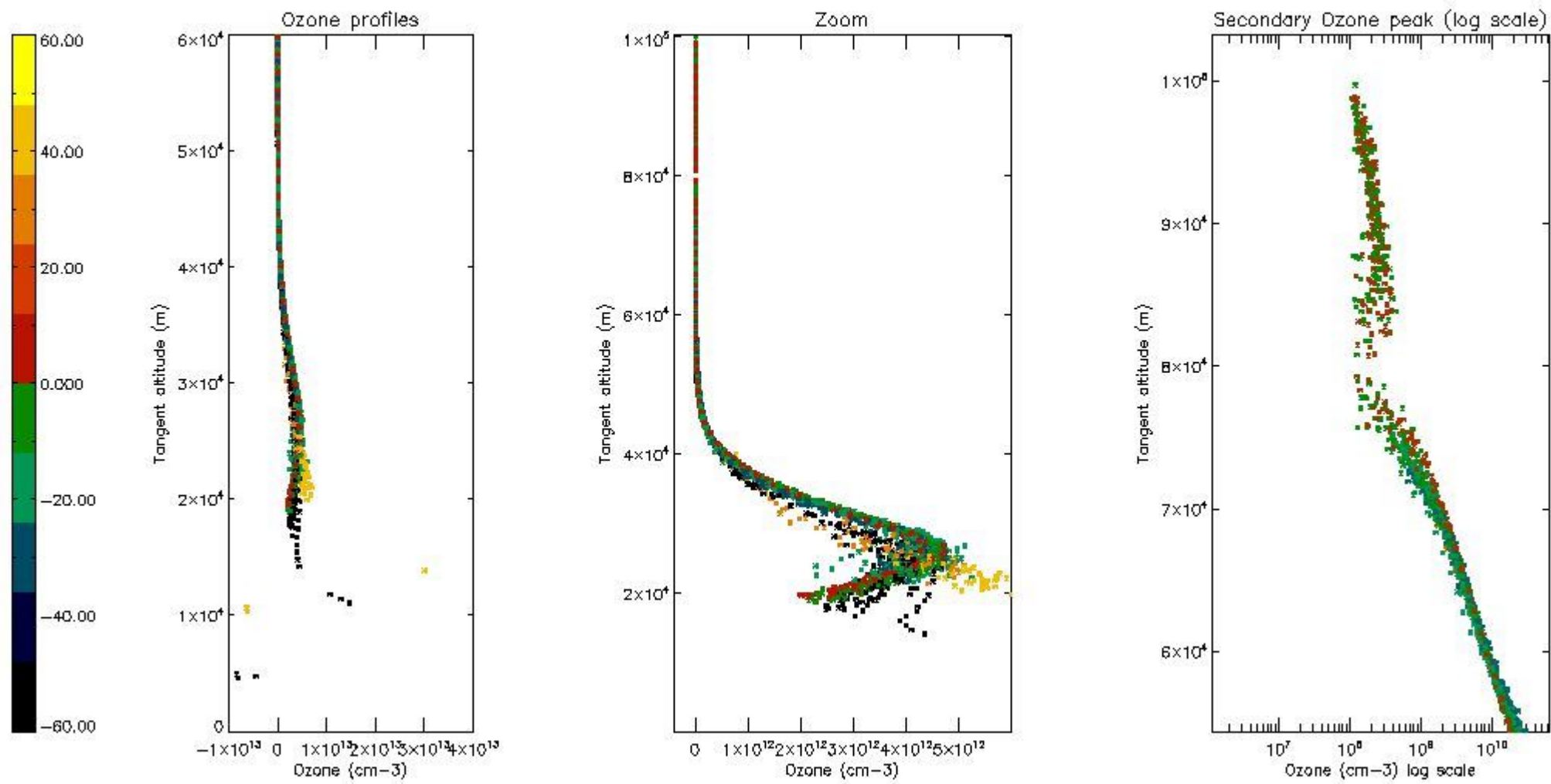
5.3 Plot ozone profiles where STD < 20% (dark without errors)

The colorbar represents the latitude.



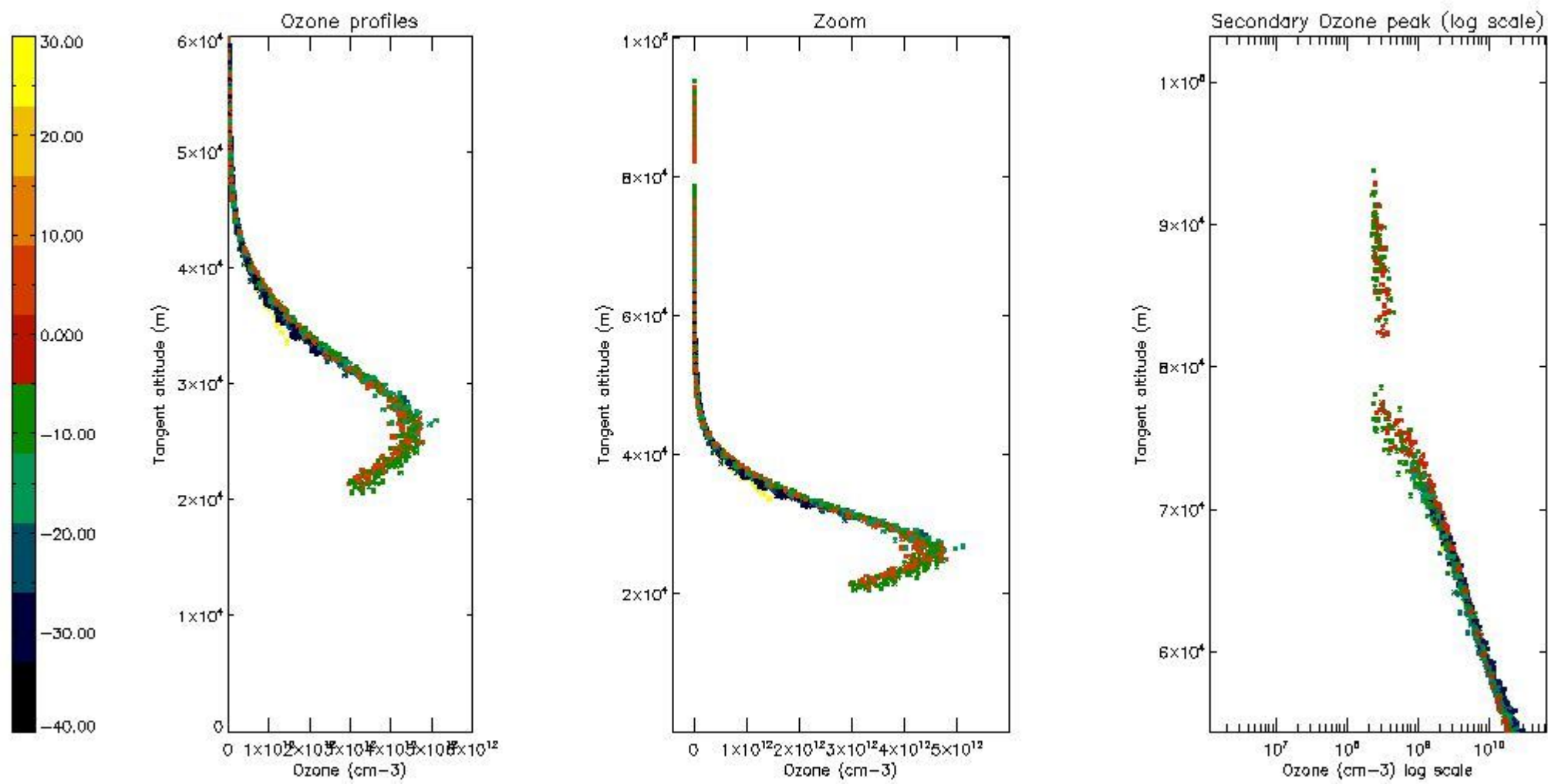
5.4 Plot ozone profiles where $STD < 10\%$ (dark without errors)

The colorbar represents the latitude.



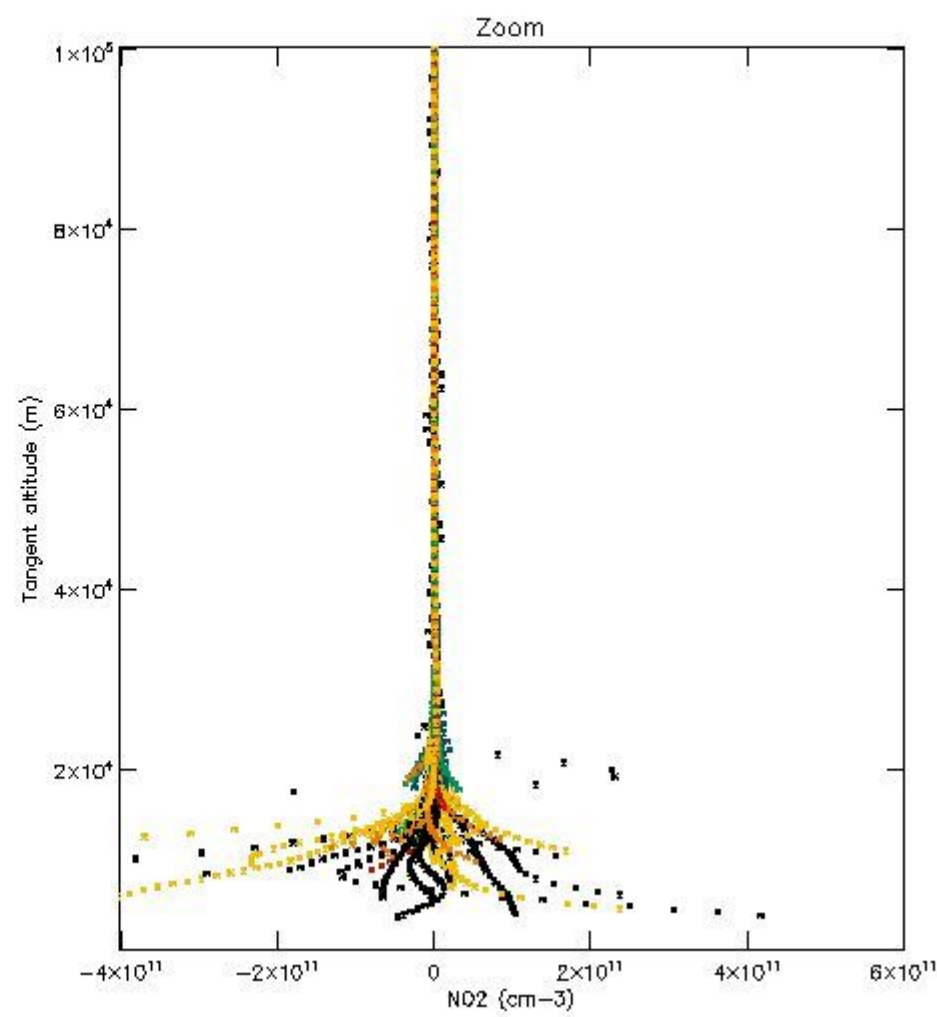
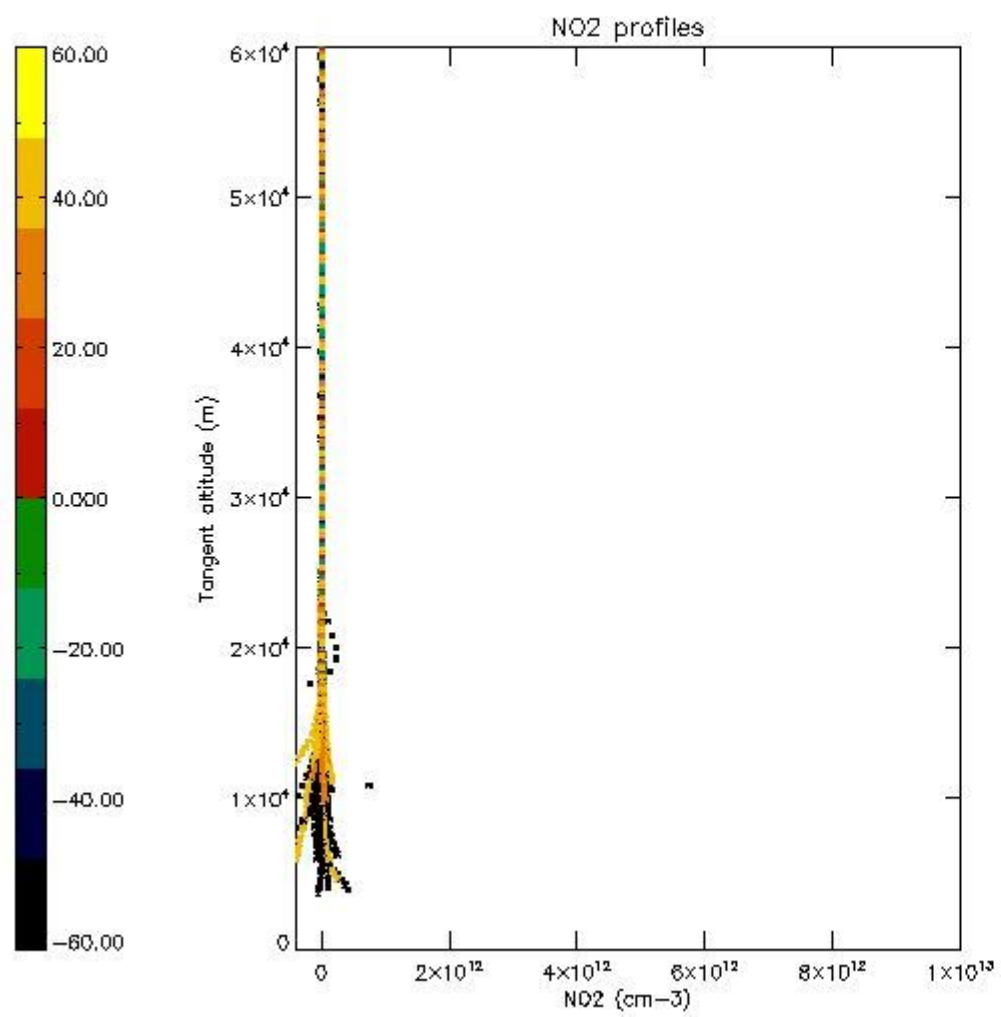
5.5 Plot ozone profiles where STD < 5% (dark without errors)

The colorbar represents the latitude.



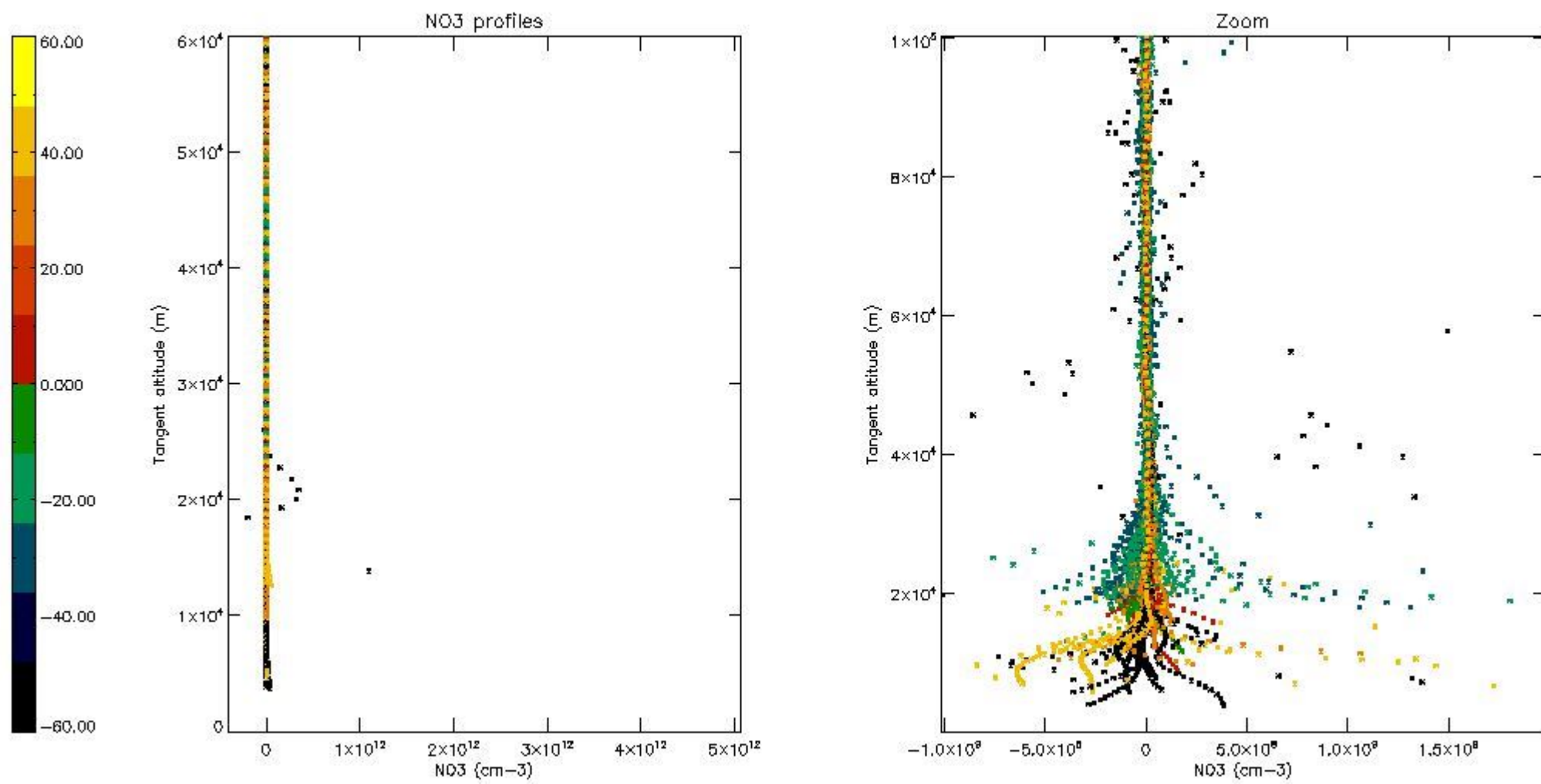
5.6 Plot NO₂ profiles for all STD (dark without errors)

The colorbar represents the latitude.



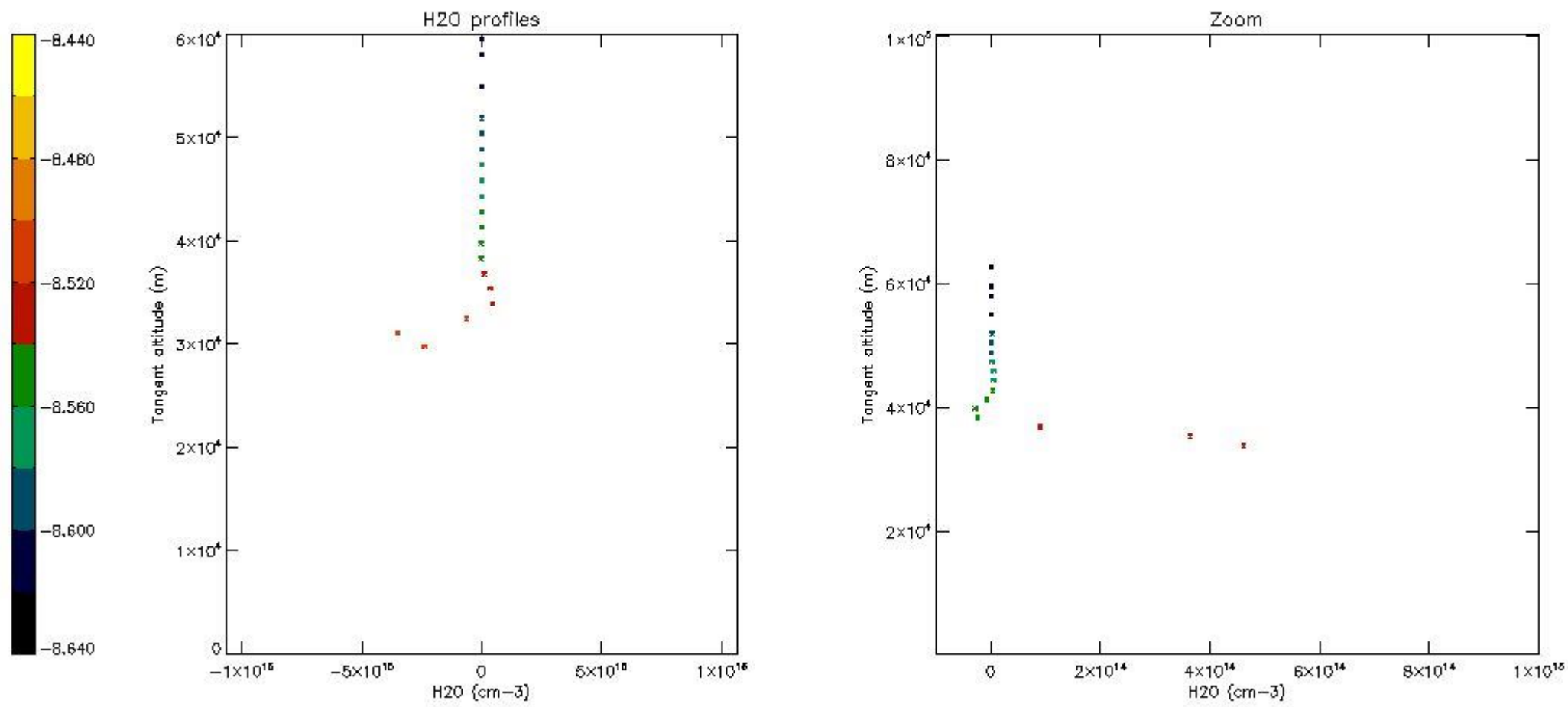
5.7 Plot NO3 profiles for all STD (dark without errors)

The colorbar represents the latitude.



5.8 Plot H2O profiles for all STD (only for occultations of stars 1,2,3,4,13,14,16,26,63 dark without errors)

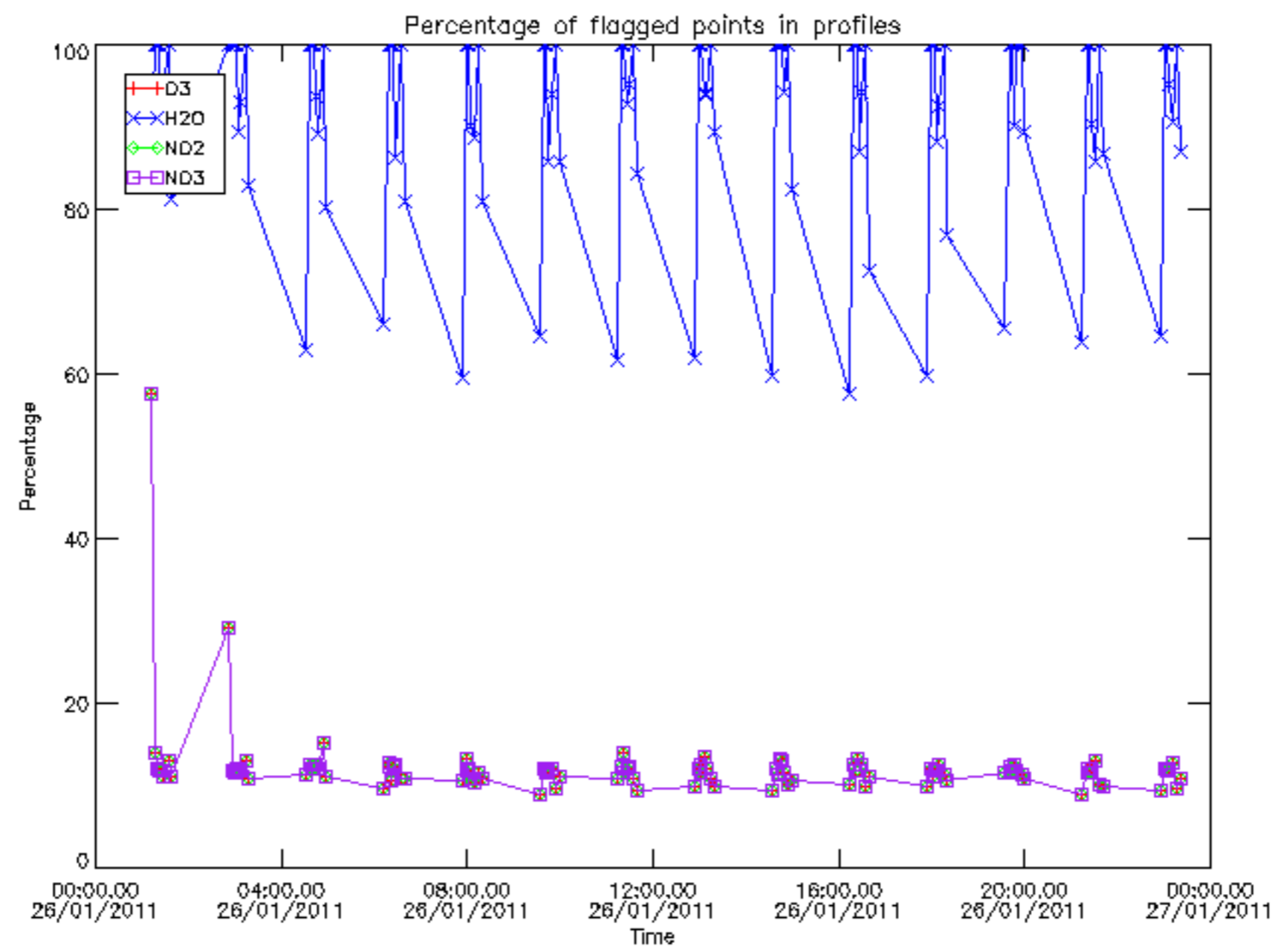
The colorbar represents the latitude.



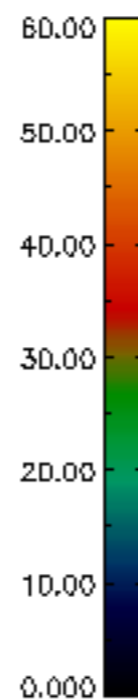
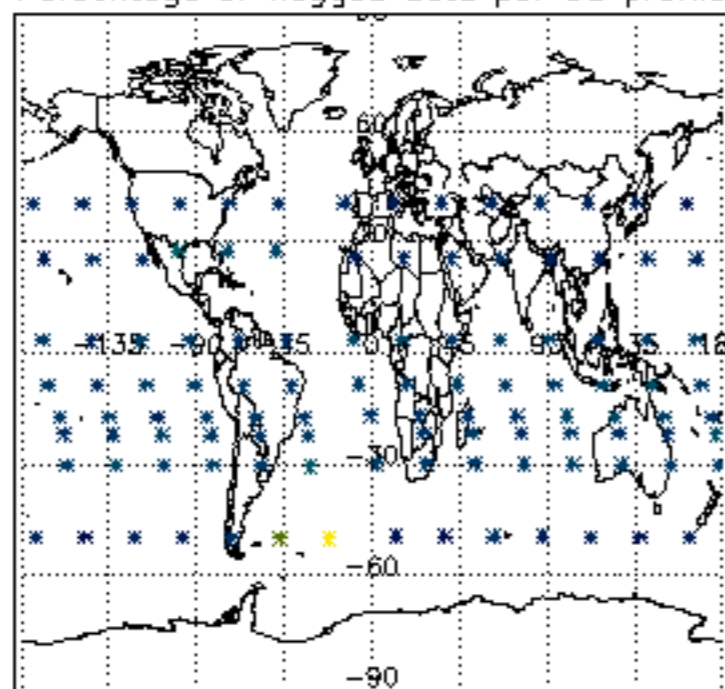
6. Auxiliary Data Files used for the production reported in section 2

The number reported in the third column indicates since which file (see list in section 2) the corresponding auxiliary file has been used. The fourth column is the date of those product files.

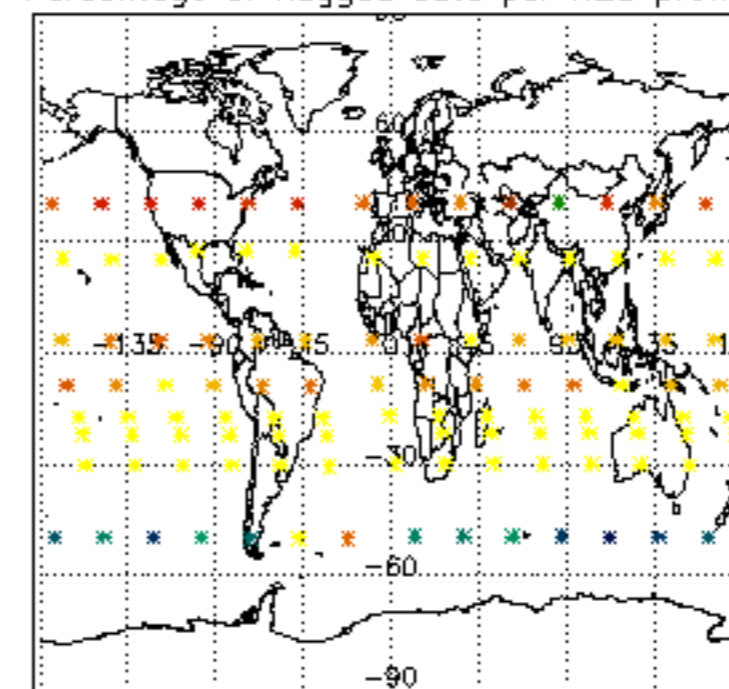
Type	Auxiliary Filename	Used since product	Used since product date
INST_PHYS_CHARACTERISTICS	GOM_INS_AXVIEC20091111_143220_20030716_120000_20500101_000000	1	26-JAN-2011 00:04:11
LEVEL-2_PROC_CONFIG	GOM_PR2_AXVIEC20091111_152718_20020301_000000_20500101_000000	1	26-JAN-2011 00:04:11
CROSS_SECTIONS_FILE	GOM_CRS_AXVIEC20091111_154832_20020301_000000_20500101_000000	1	26-JAN-2011 00:04:11



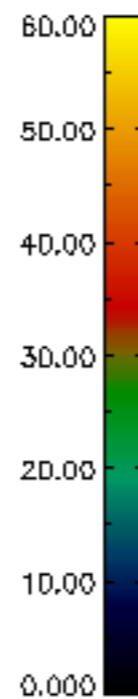
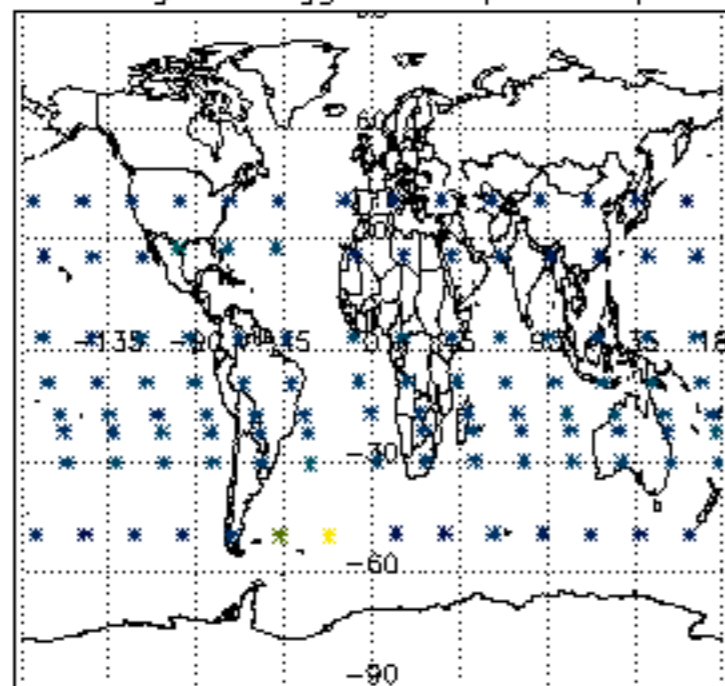
Percentage of flagged data per D3 profile



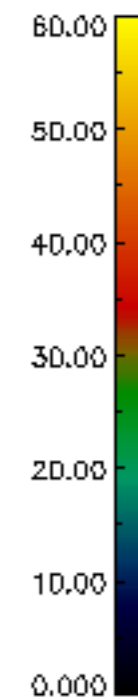
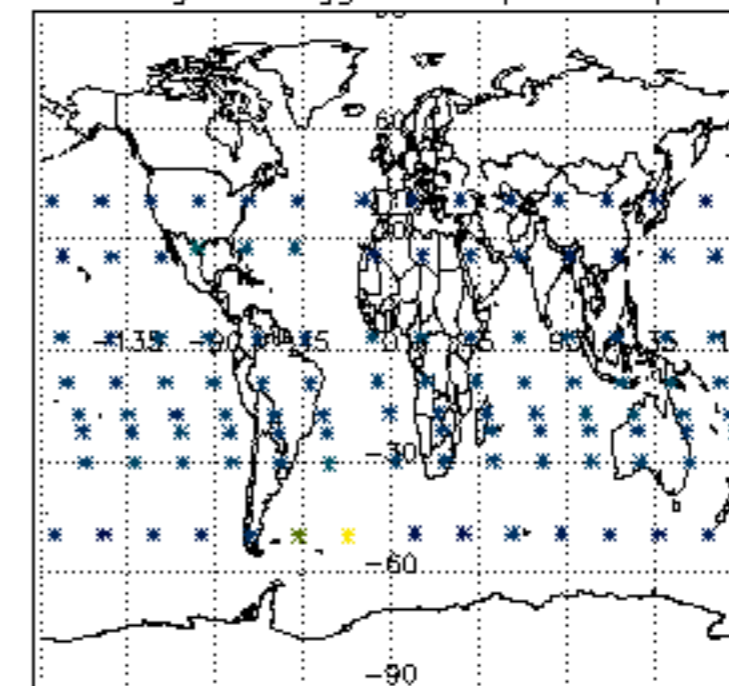
Percentage of flagged data per H2O profile

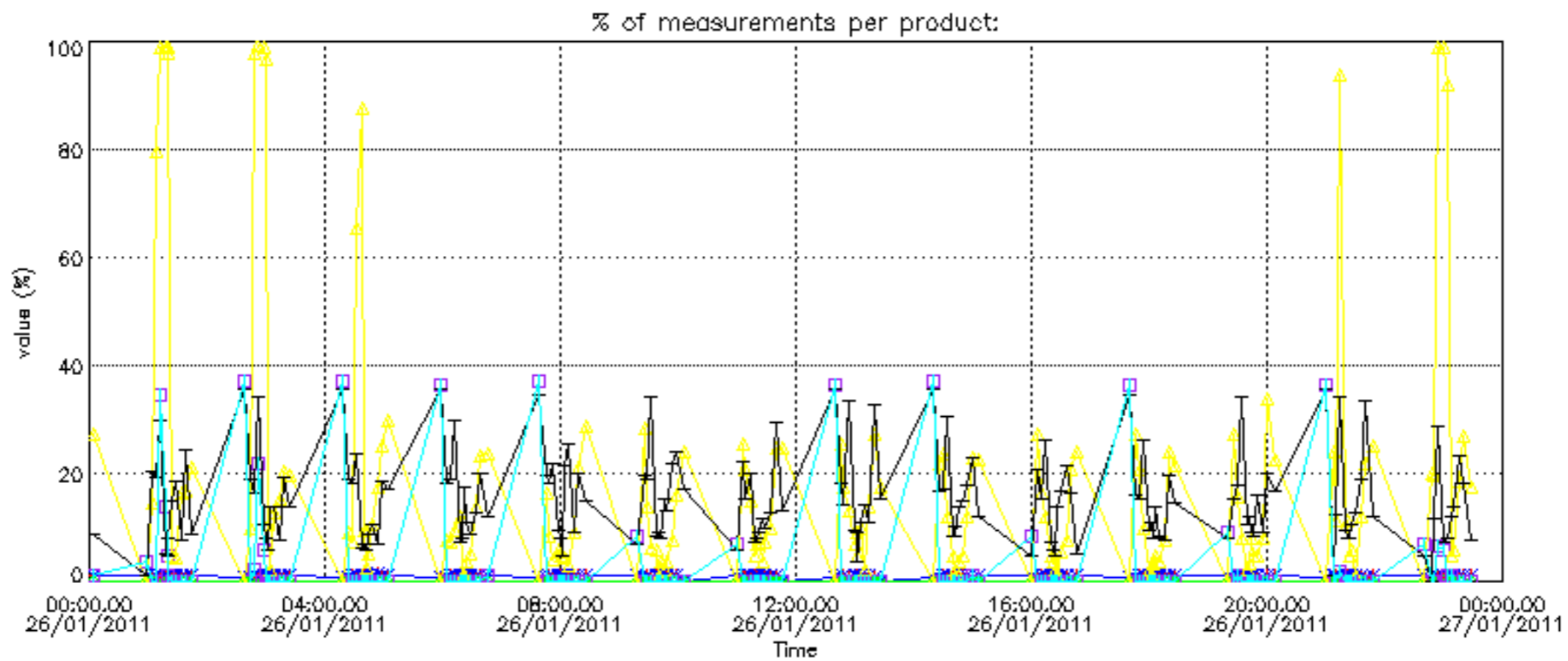


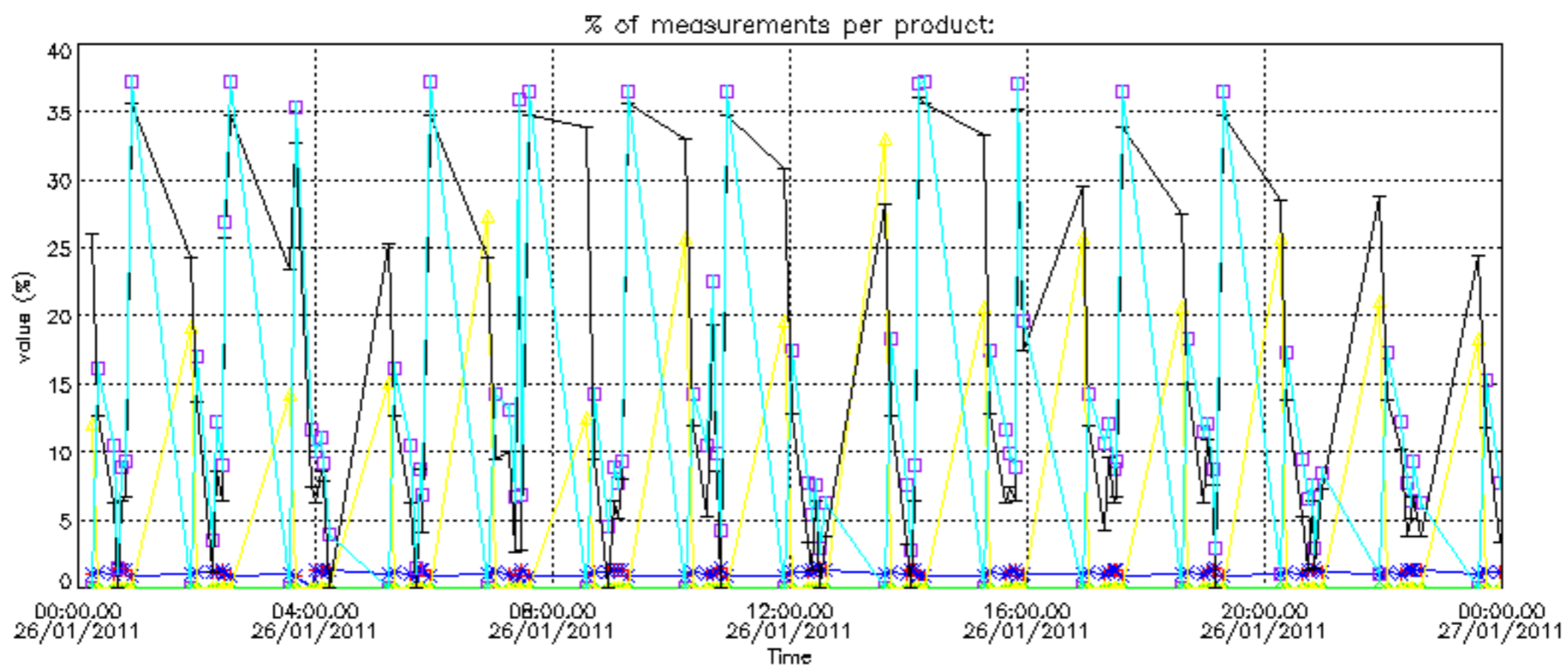
Percentage of flagged data per NO2 profile



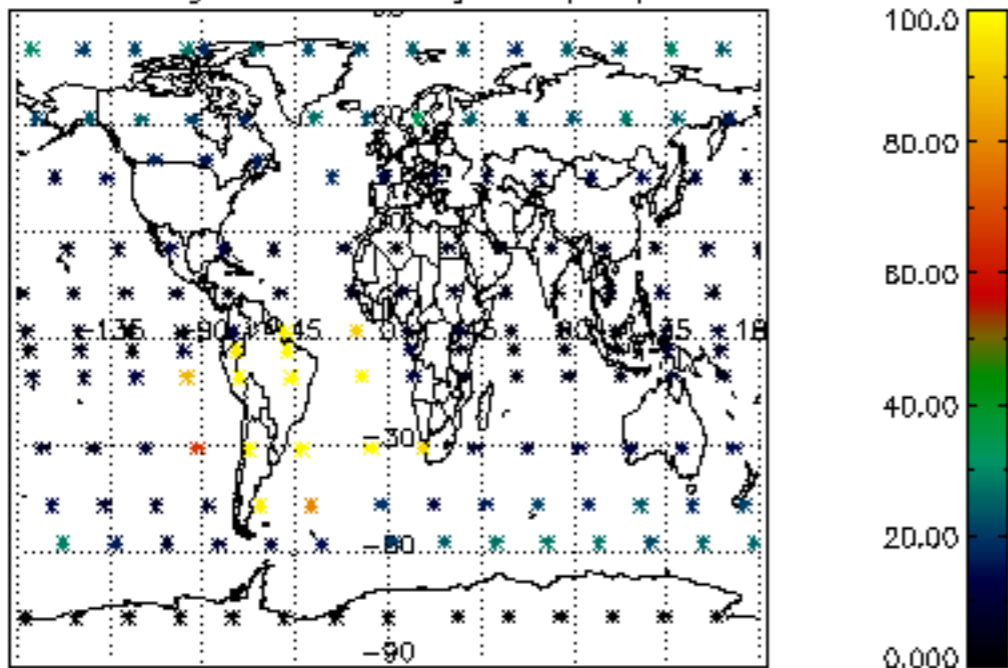
Percentage of flagged data per NO3 profile



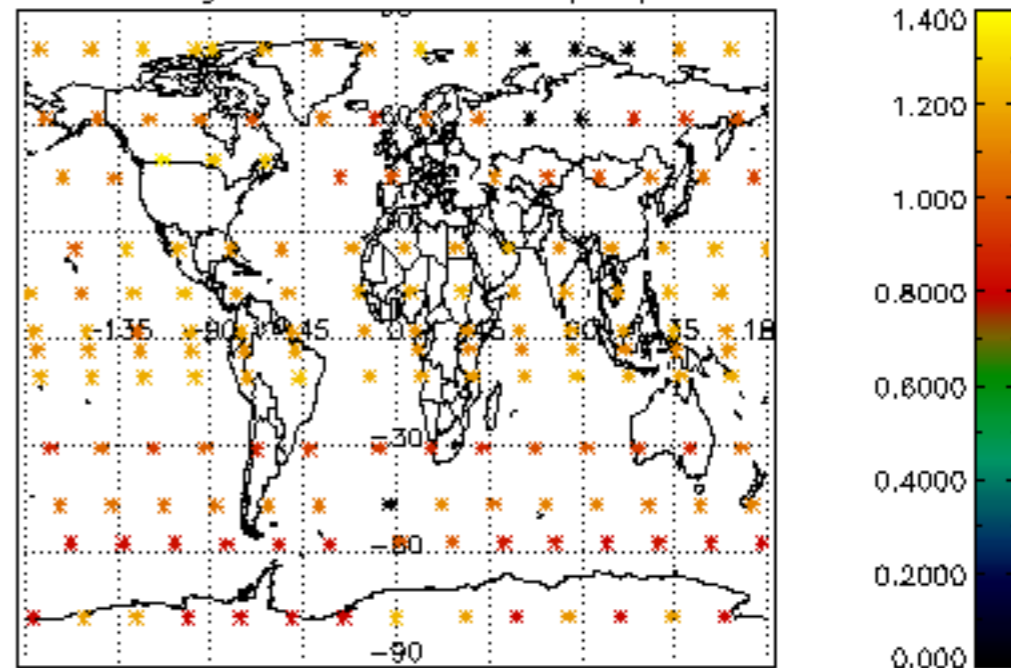




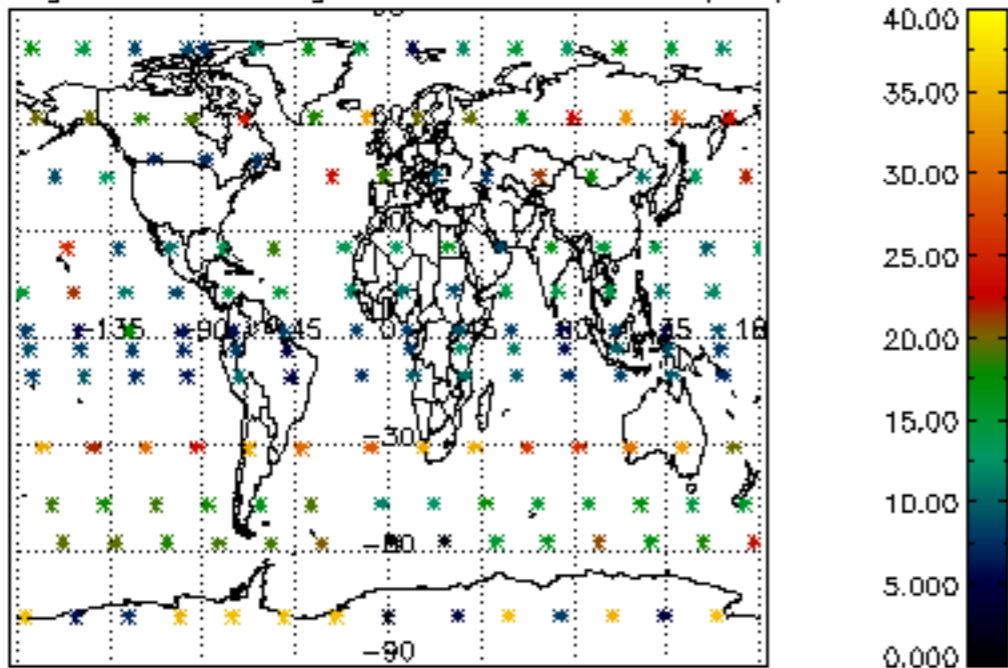
Percentage of cosmic ray hits per profile



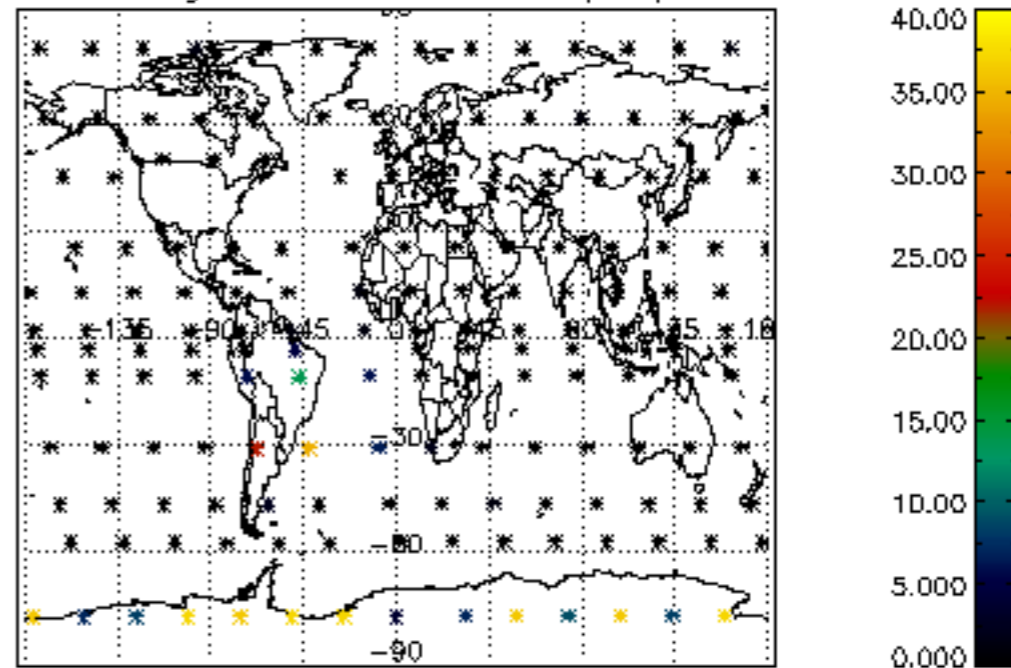
Percentage of datation errors per profile



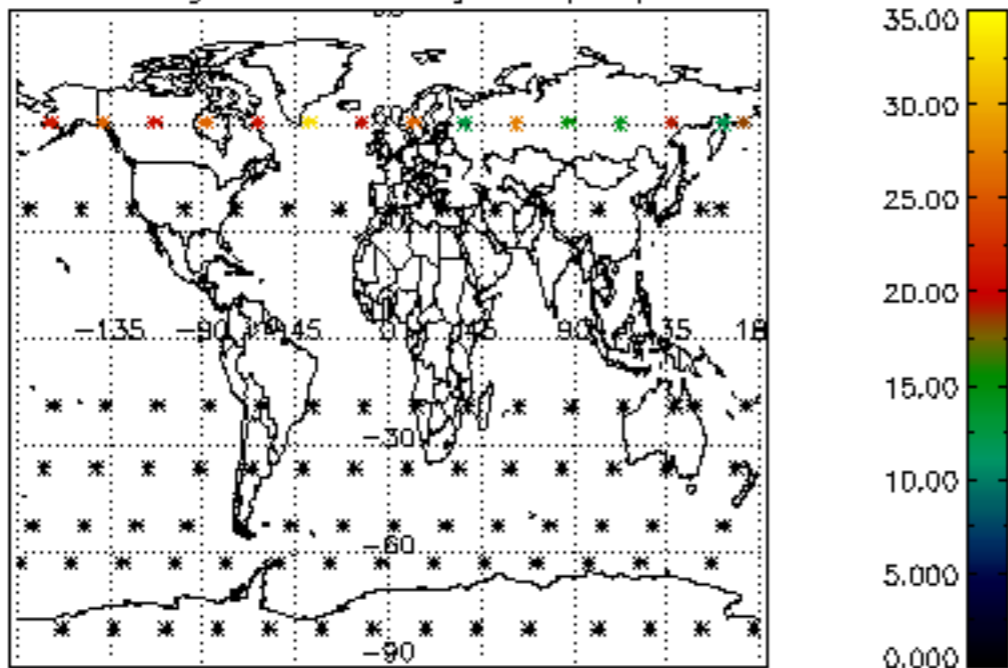
Percentage of star falling outside central band per profile



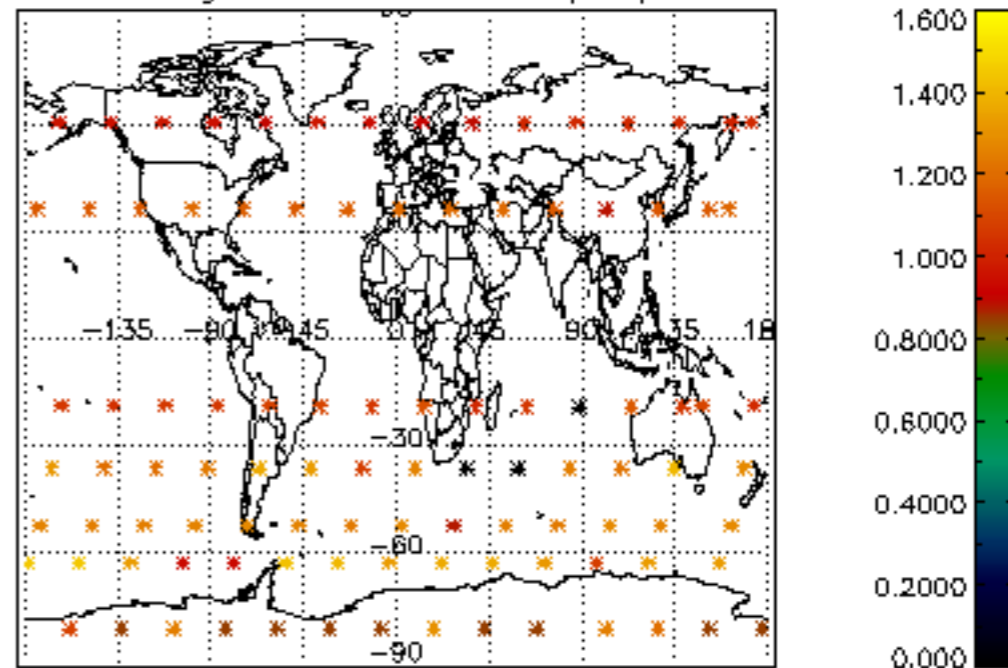
Percentage of saturation errors per profile



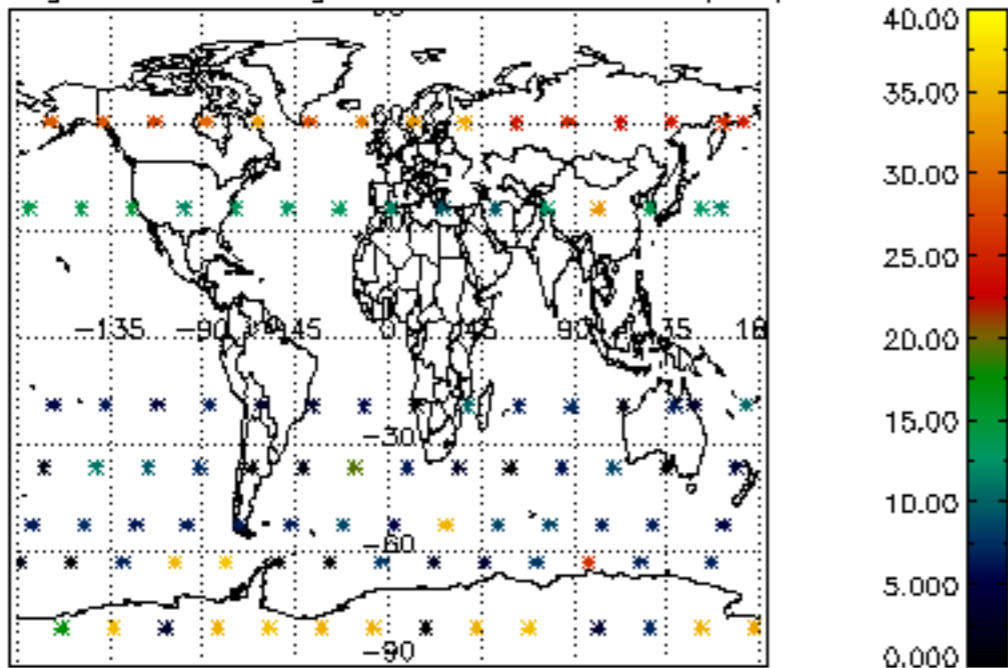
Percentage of cosmic ray hits per profile



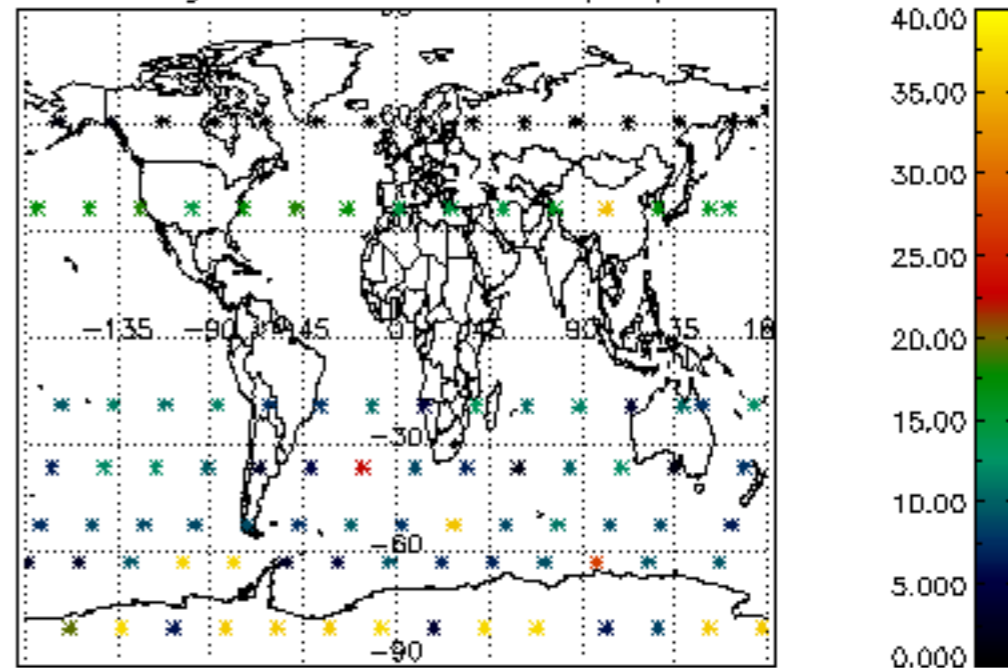
Percentage of datation errors per profile

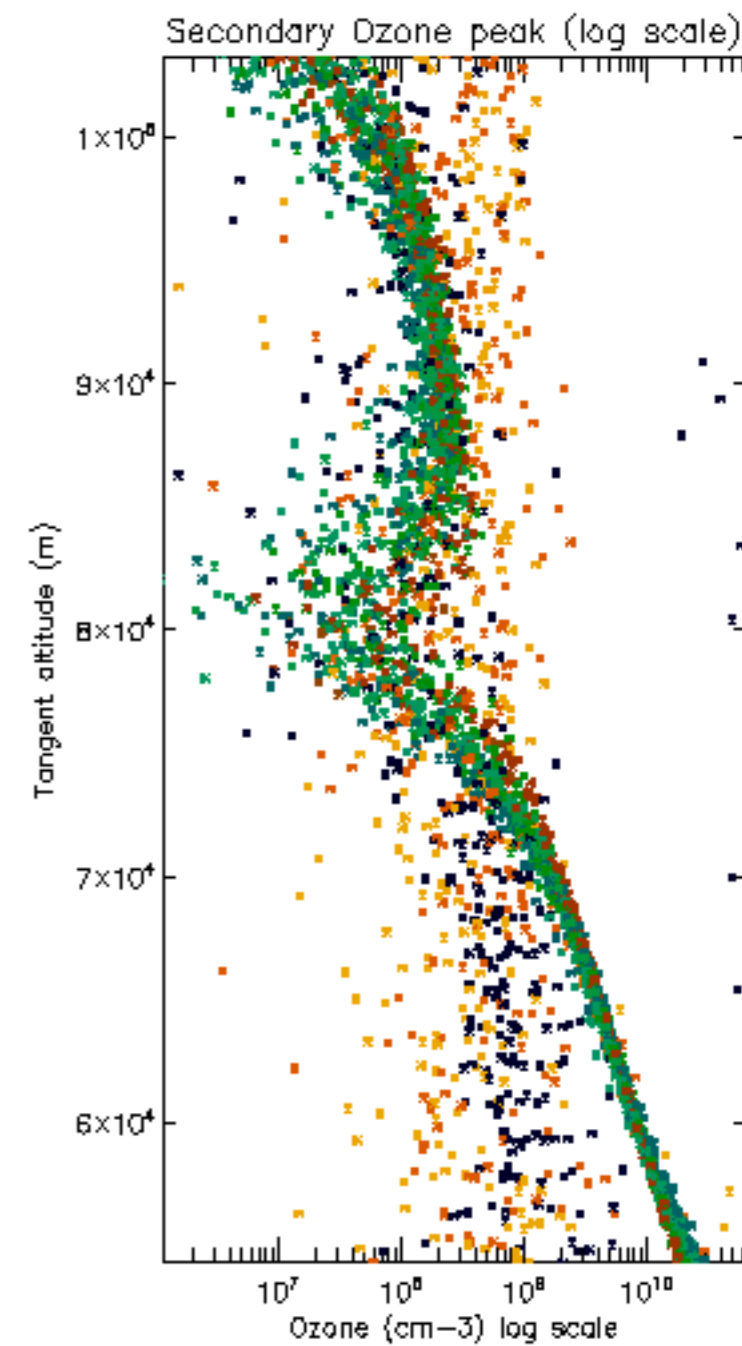
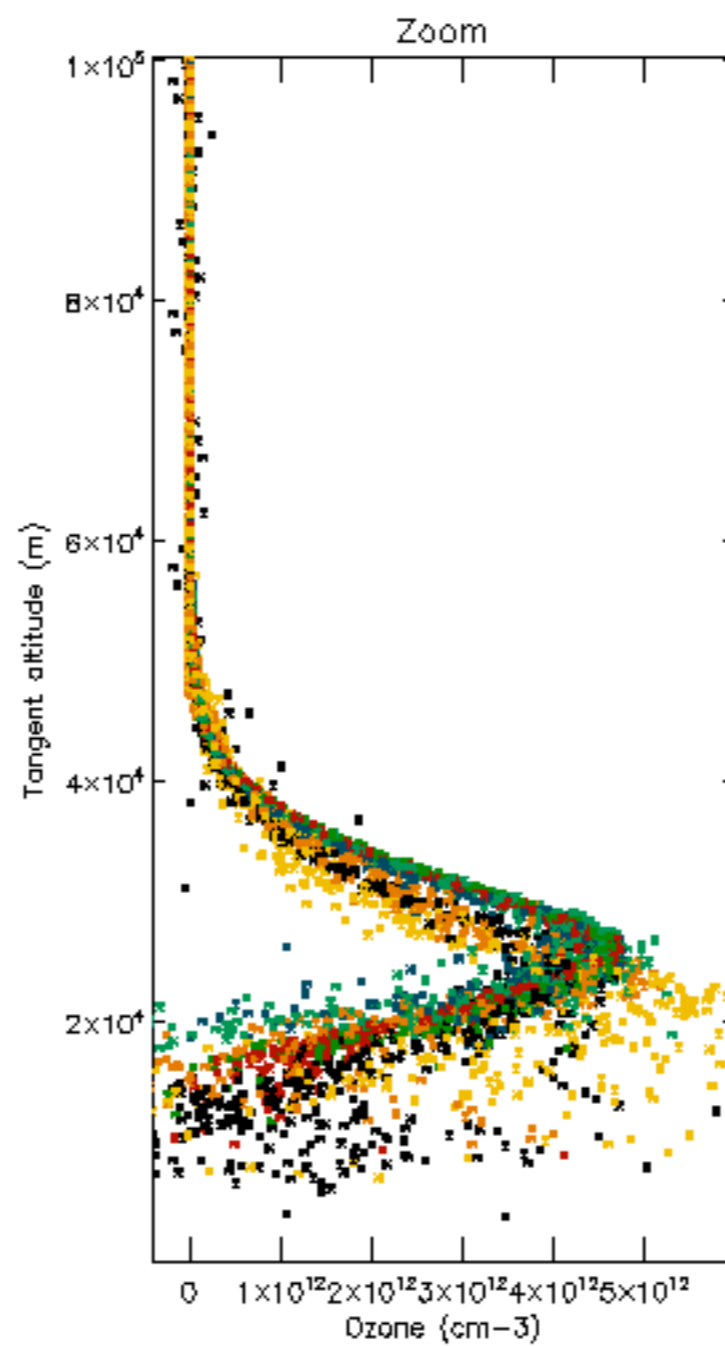
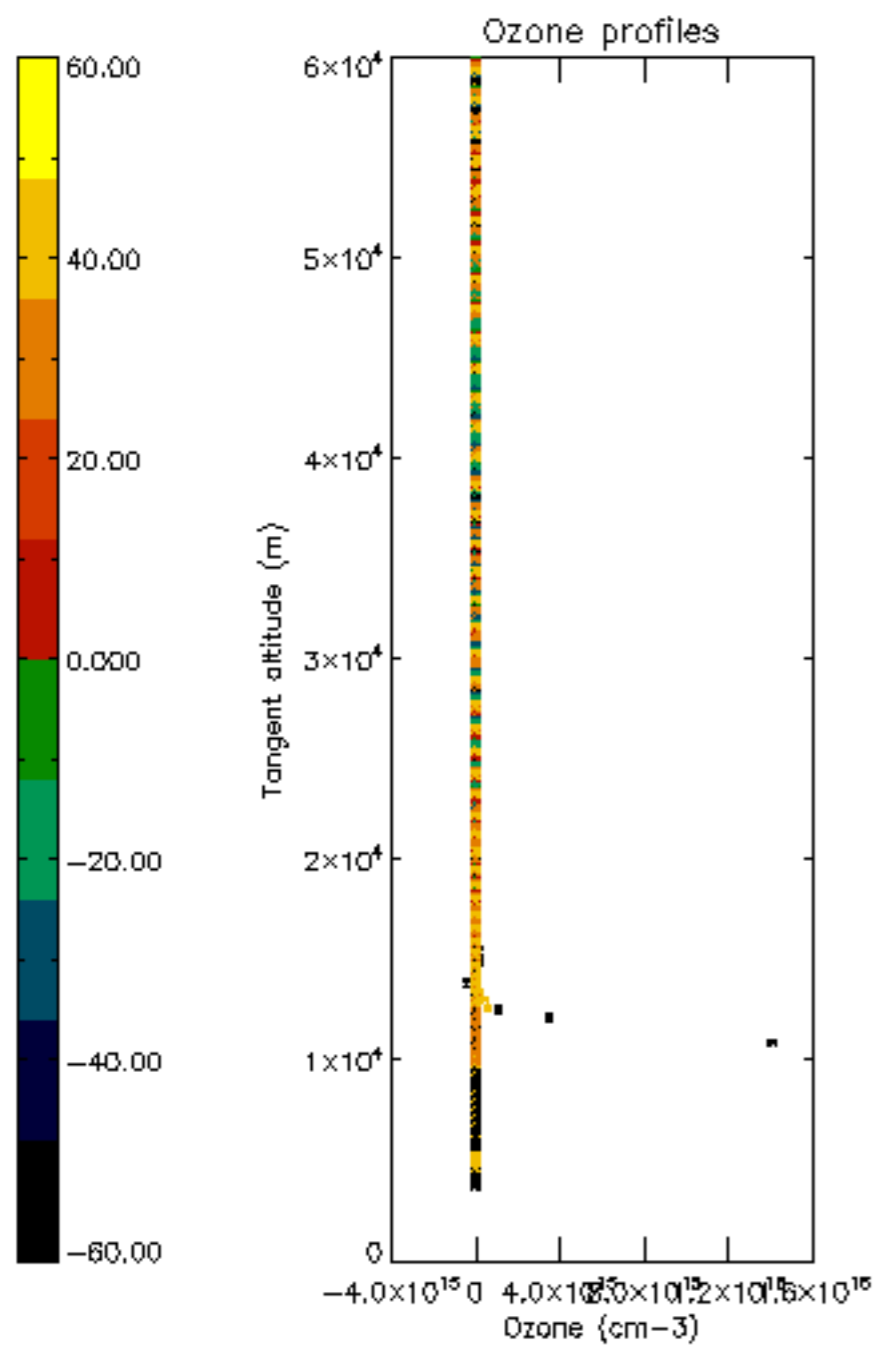


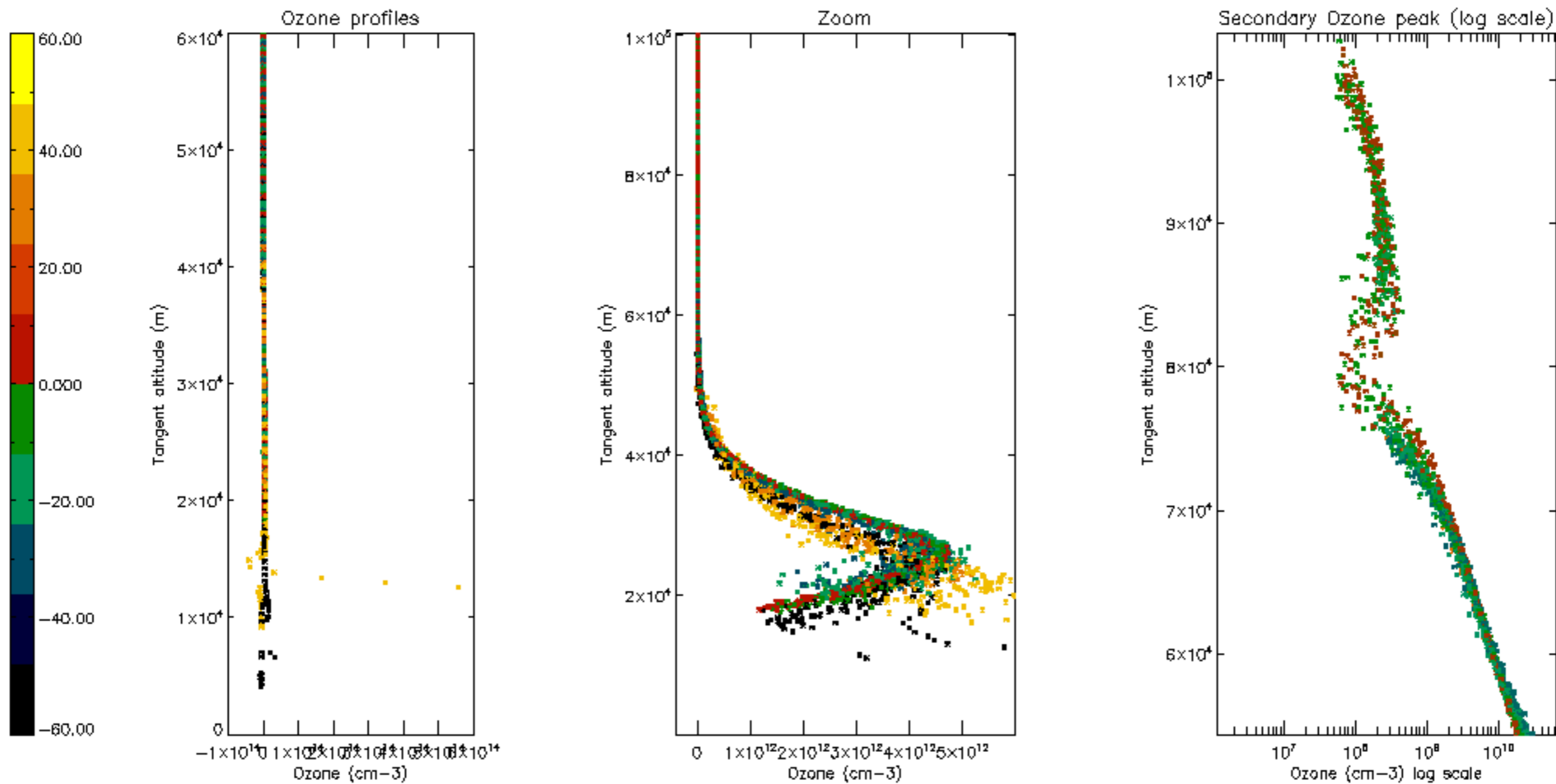
Percentage of star falling outside central band per profile

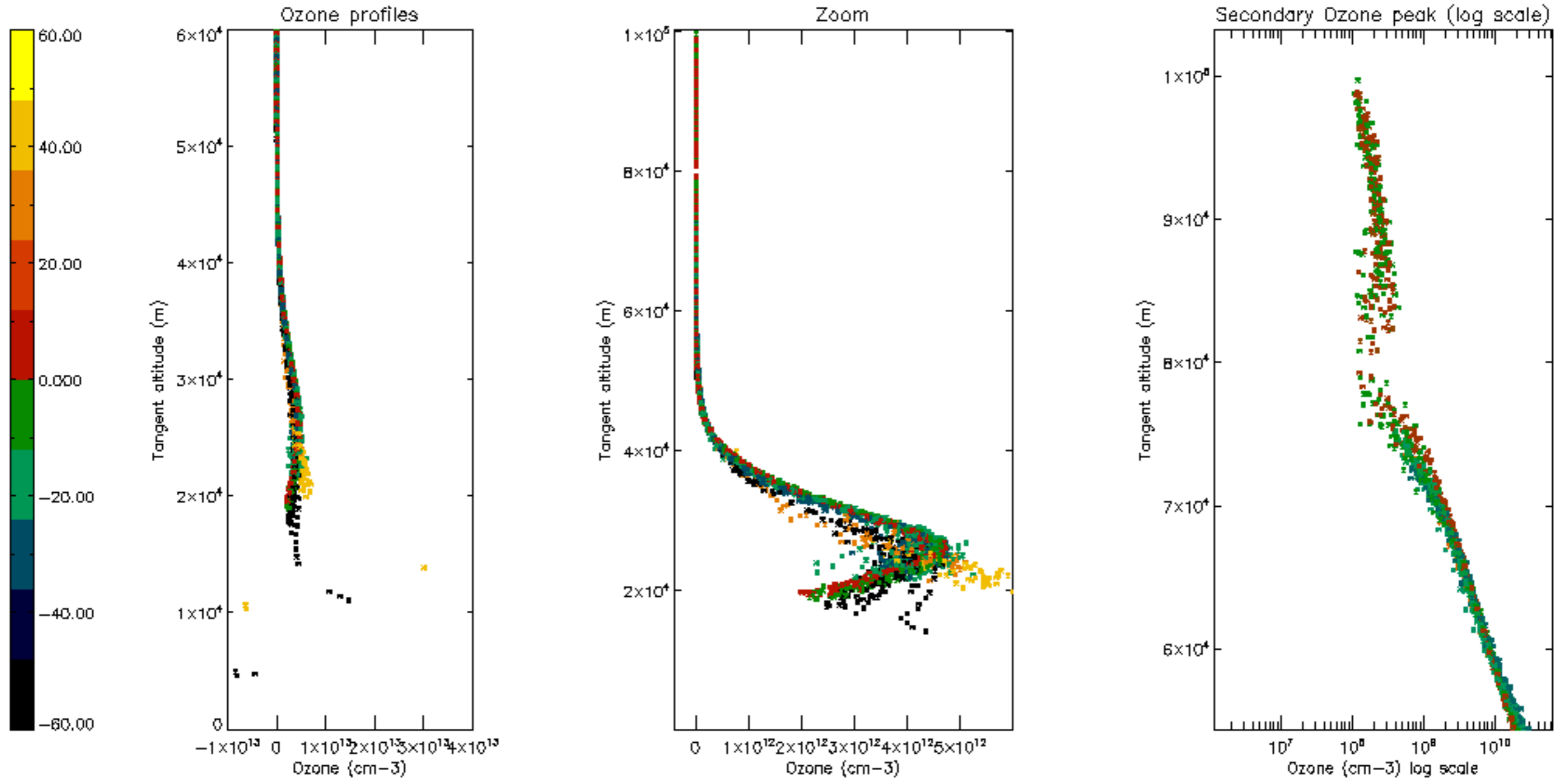


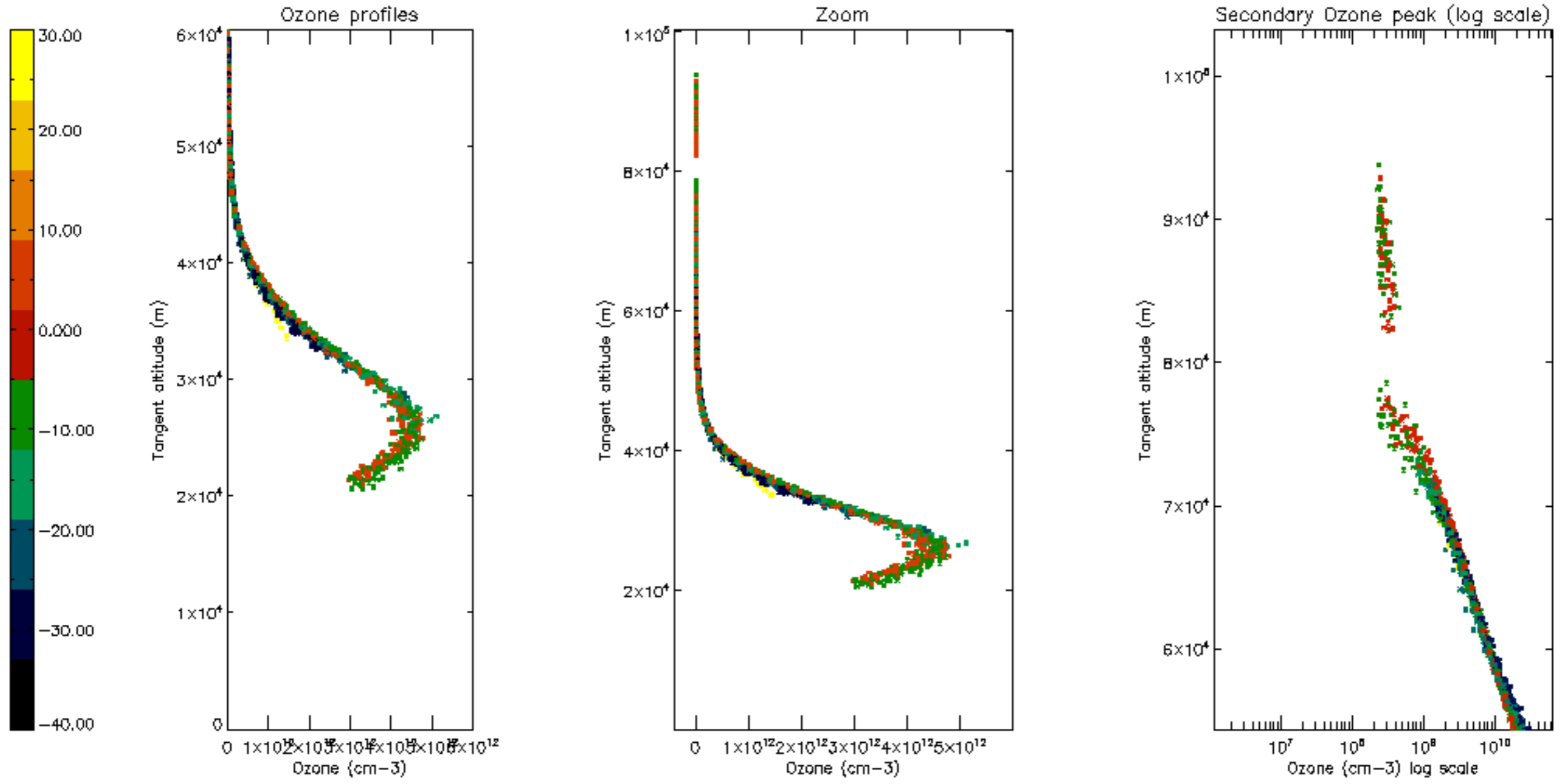
Percentage of saturation errors per profile

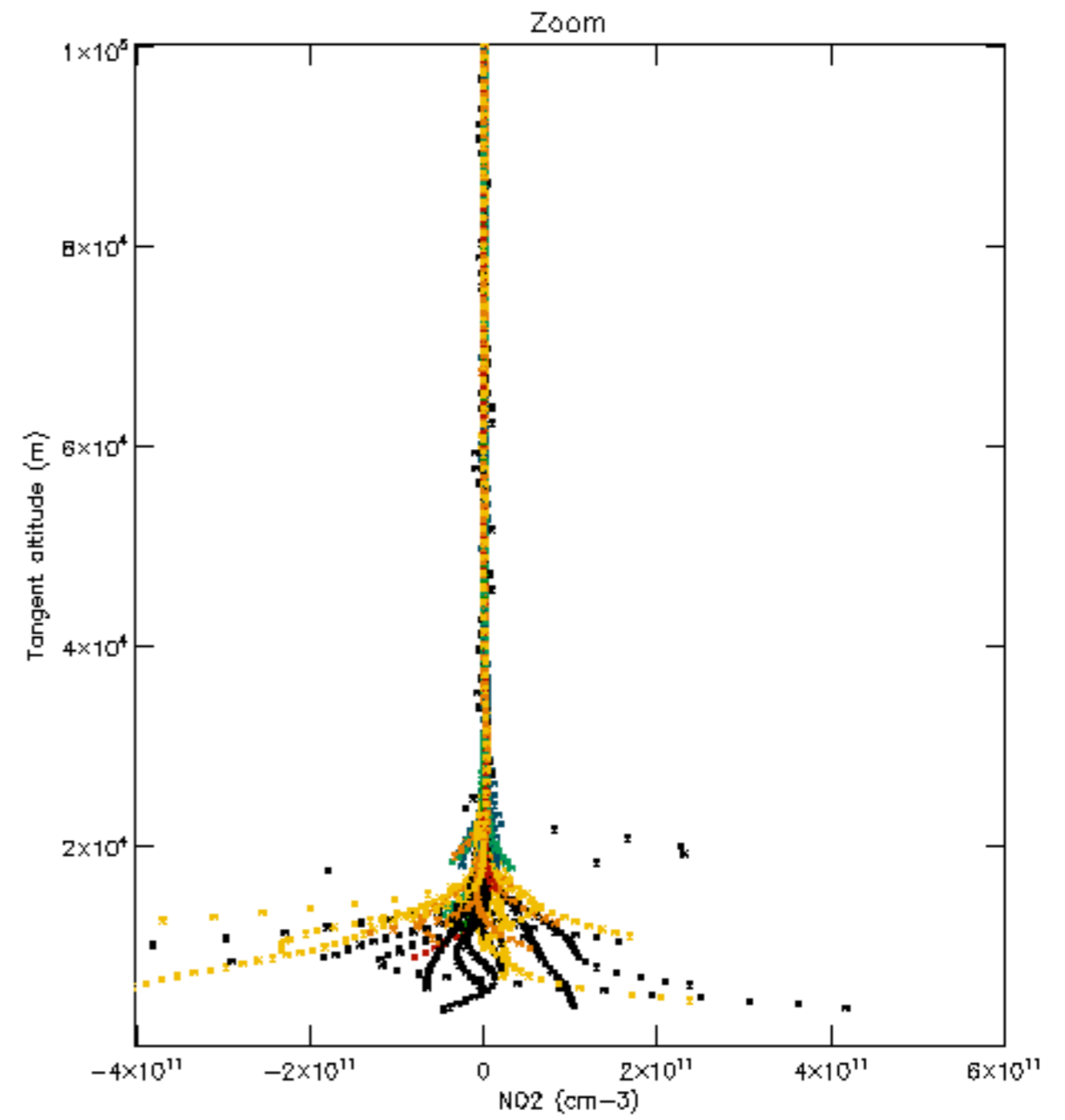
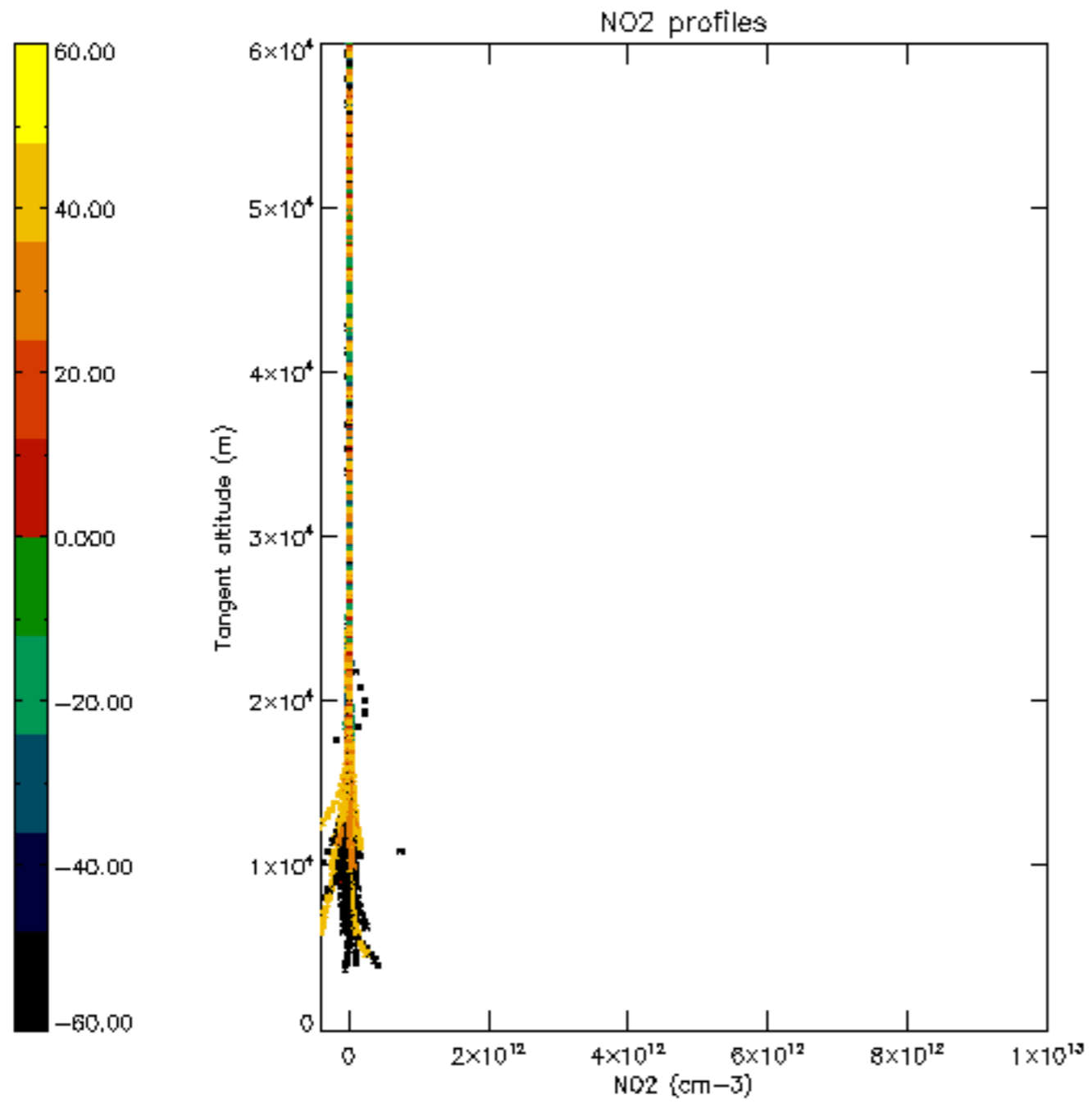


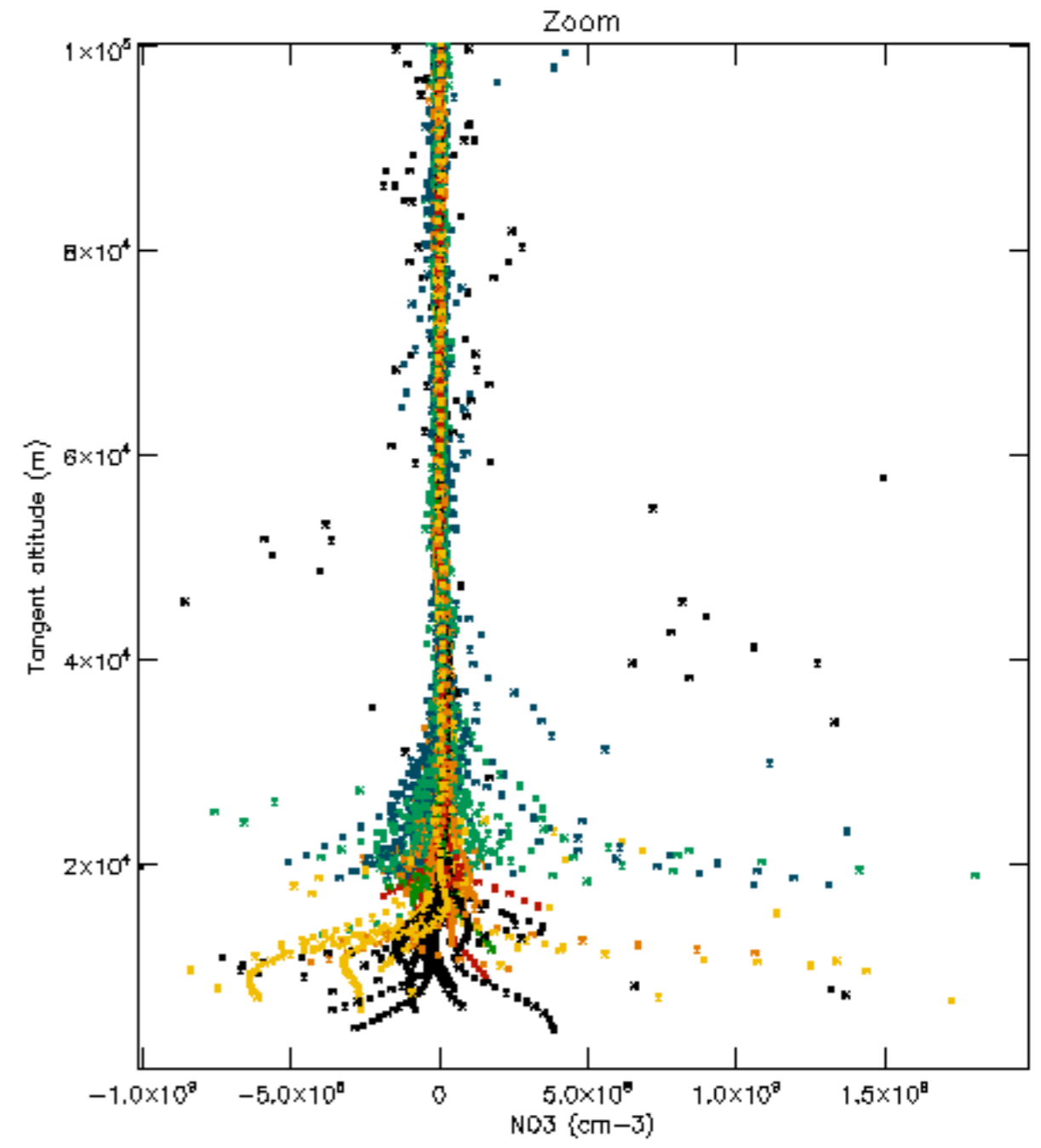
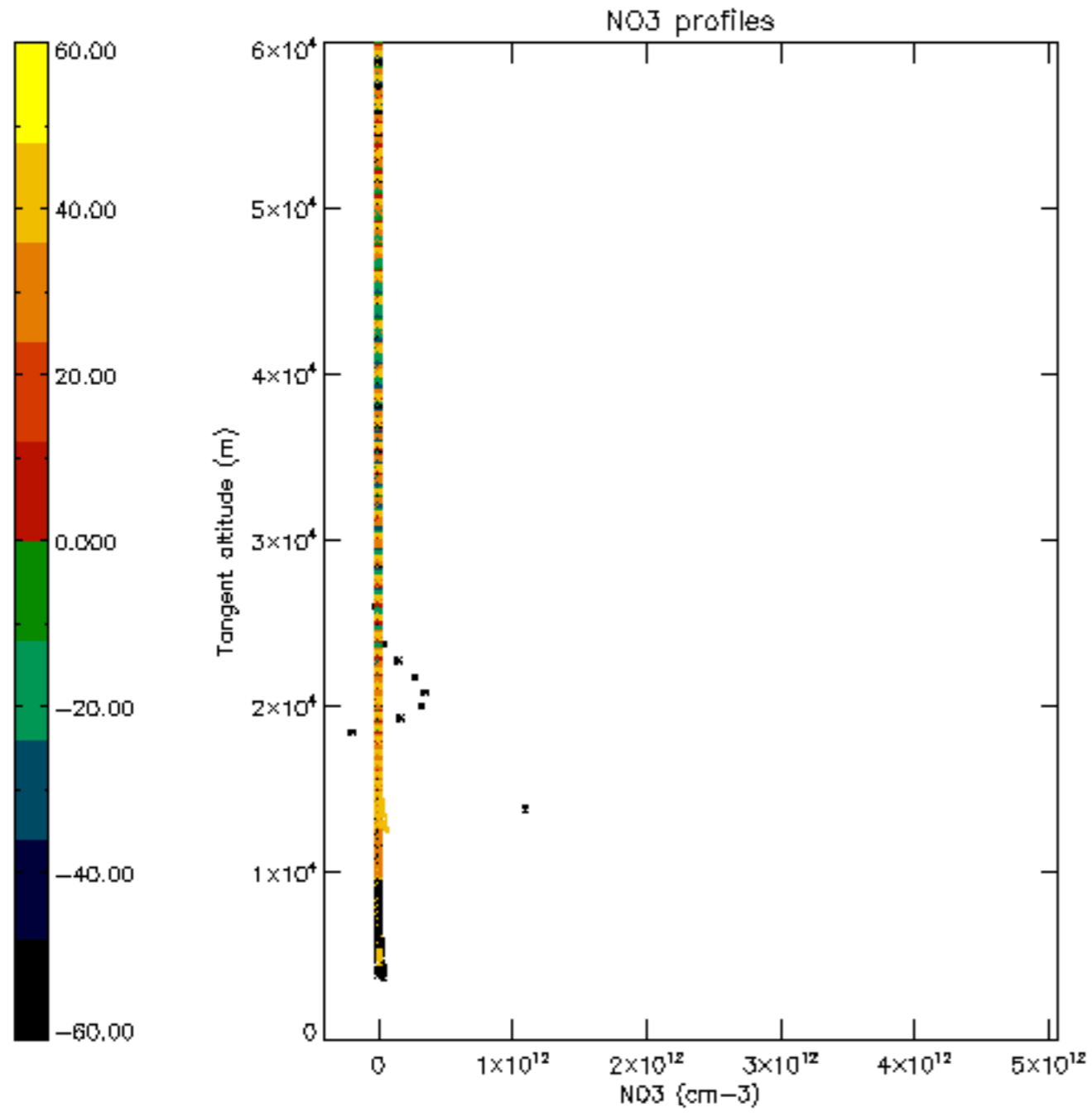


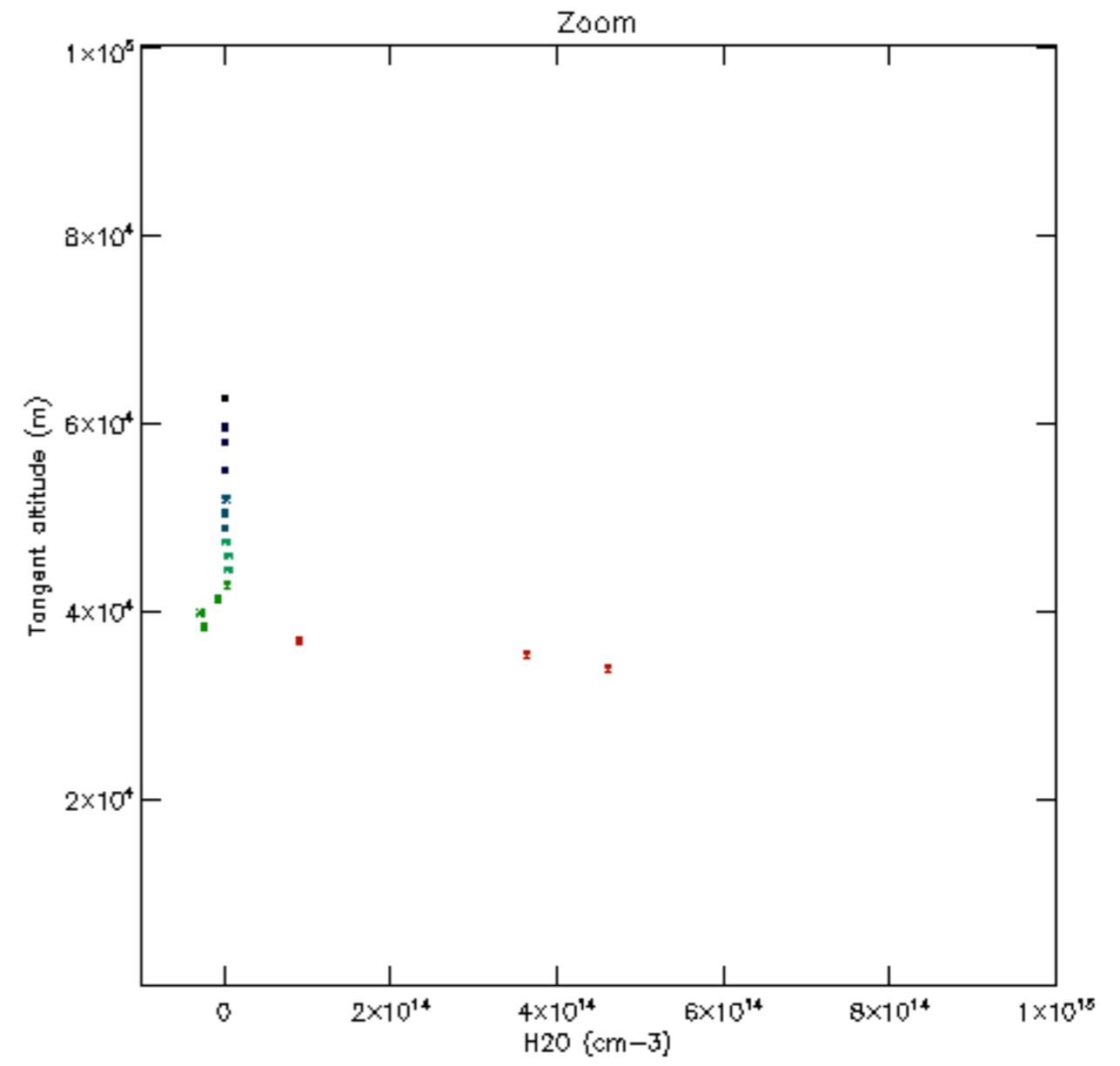
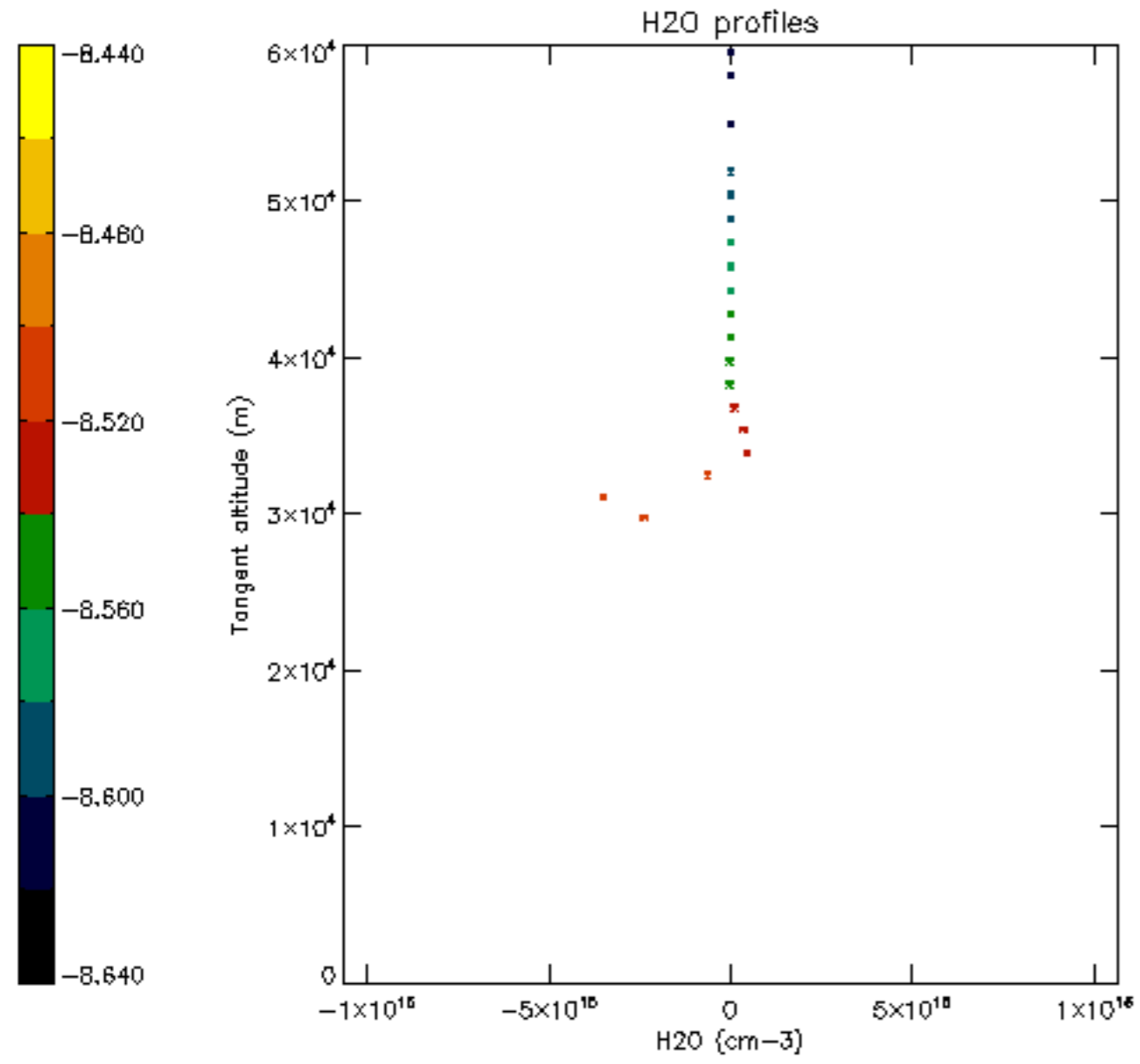


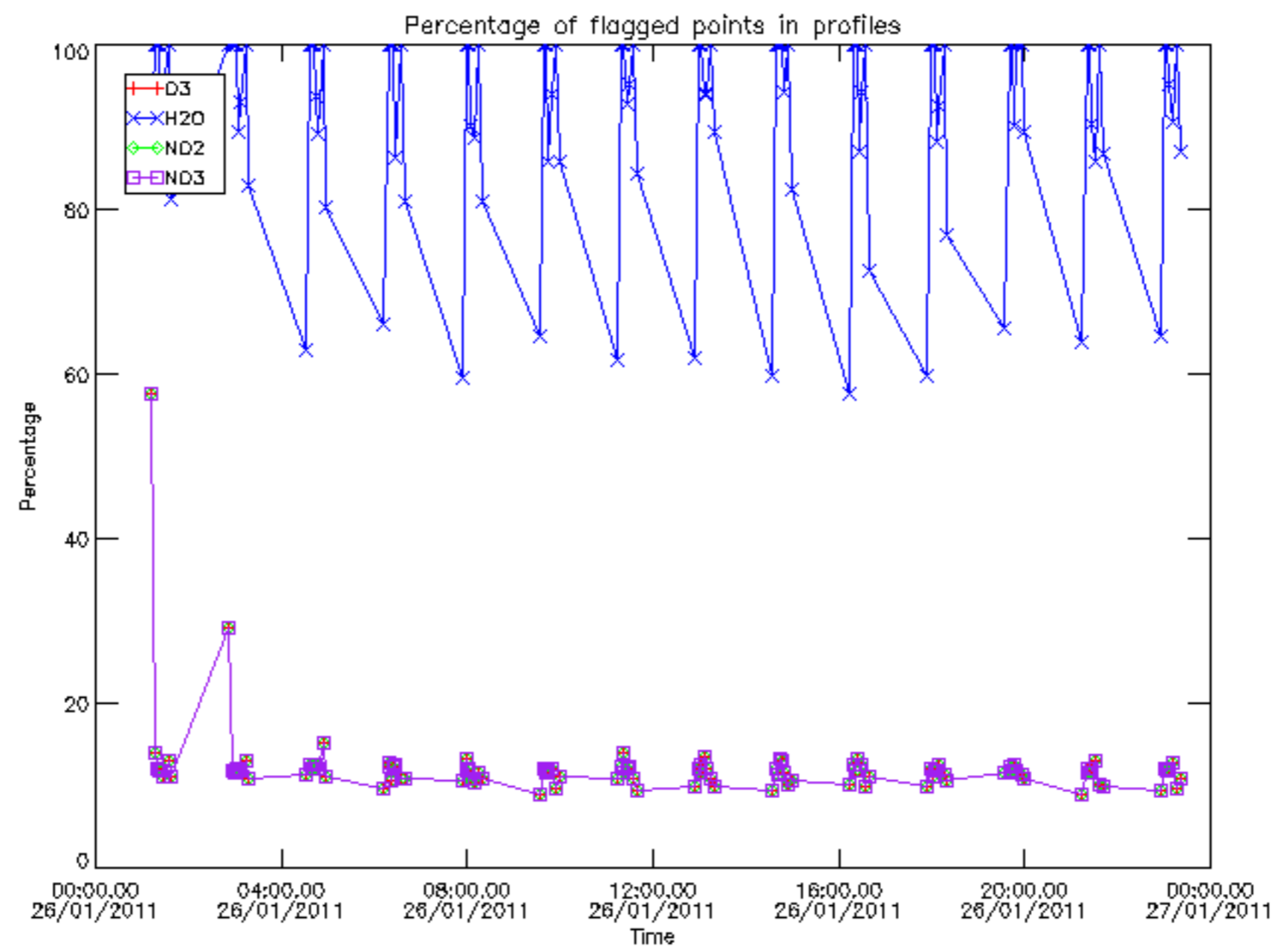




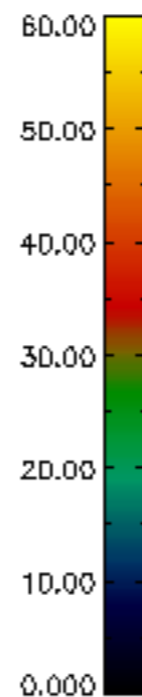
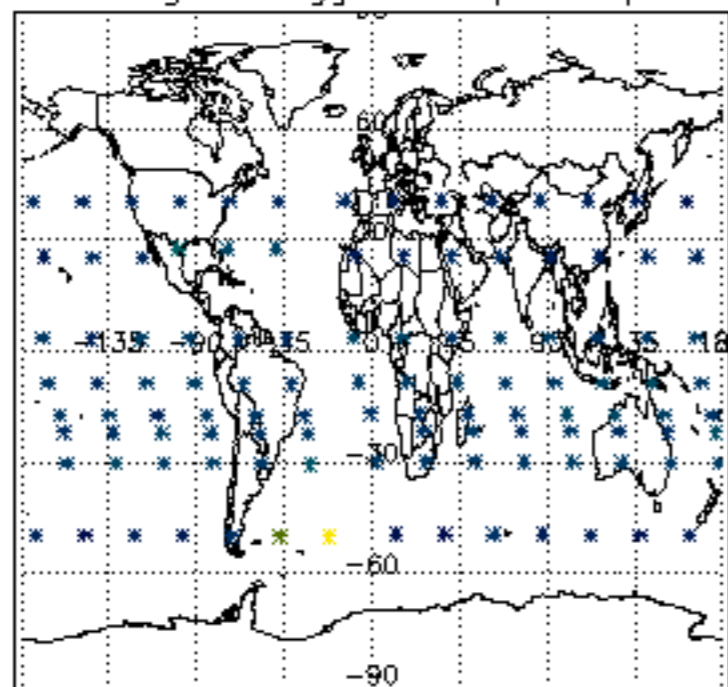




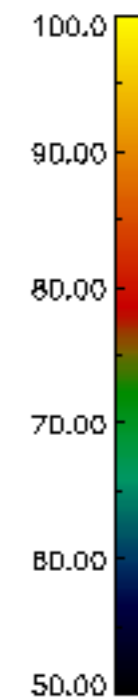




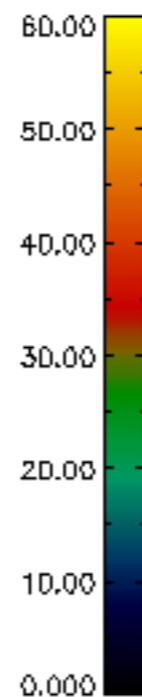
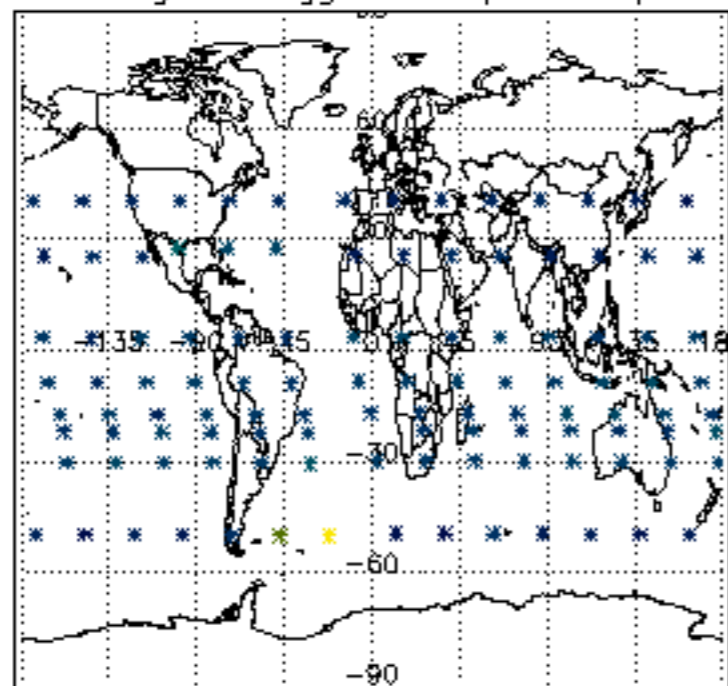
Percentage of flagged data per D3 profile



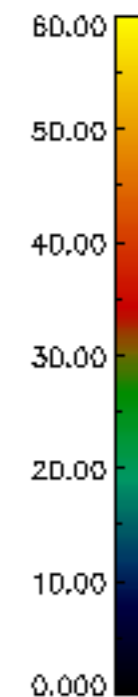
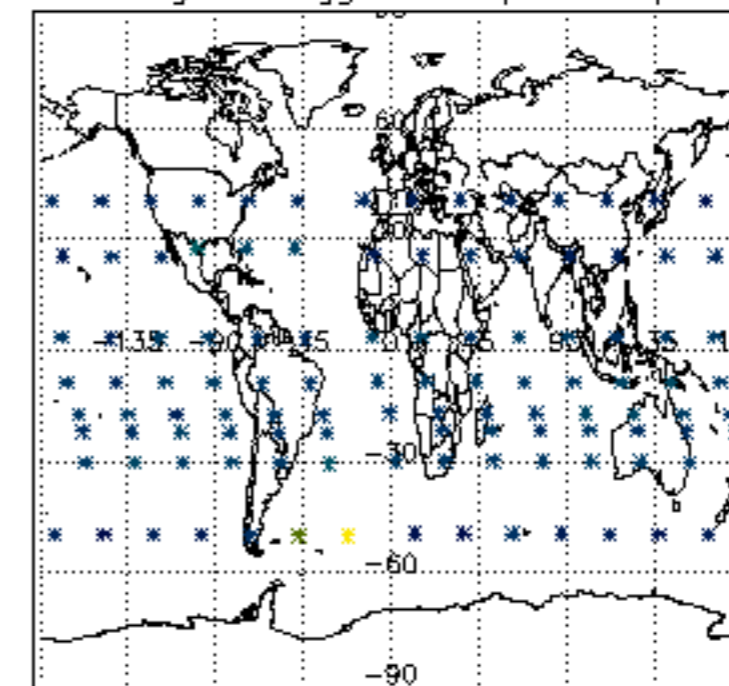
Percentage of flagged data per H2O profile

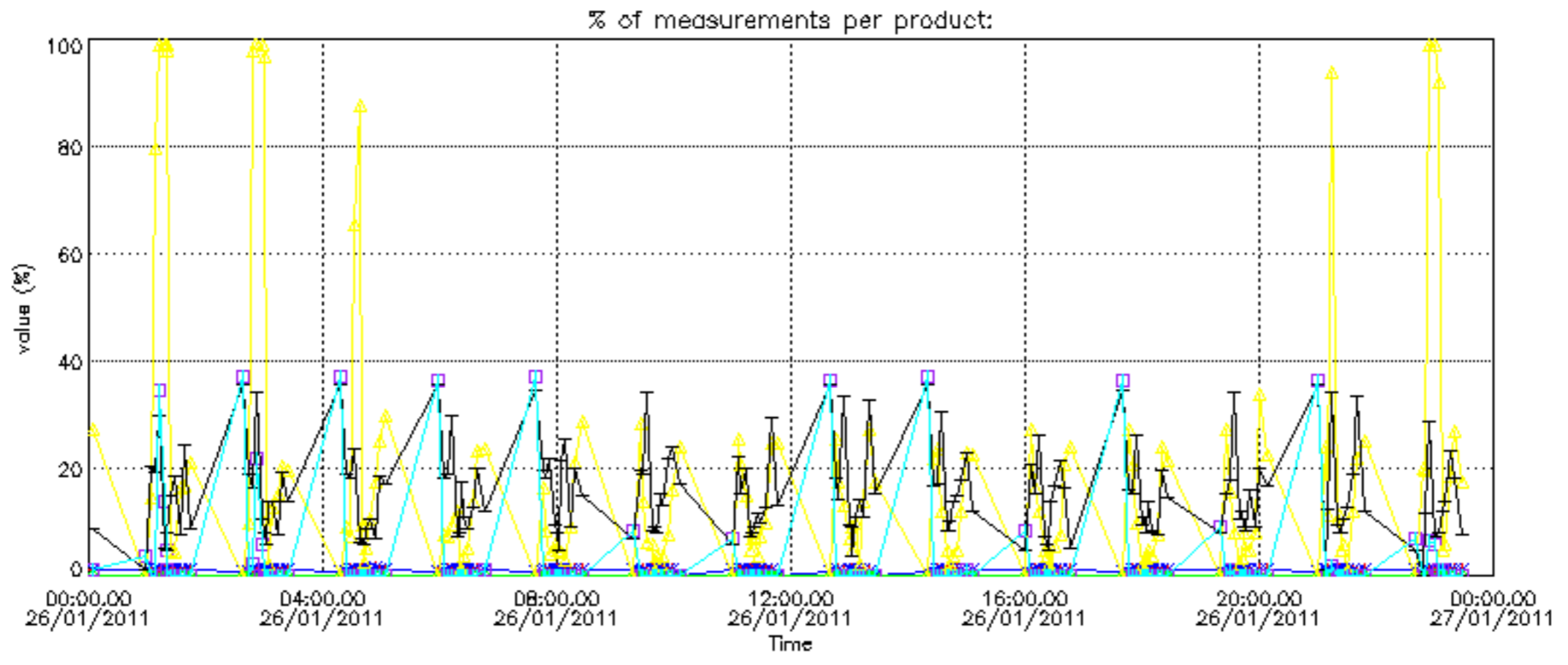


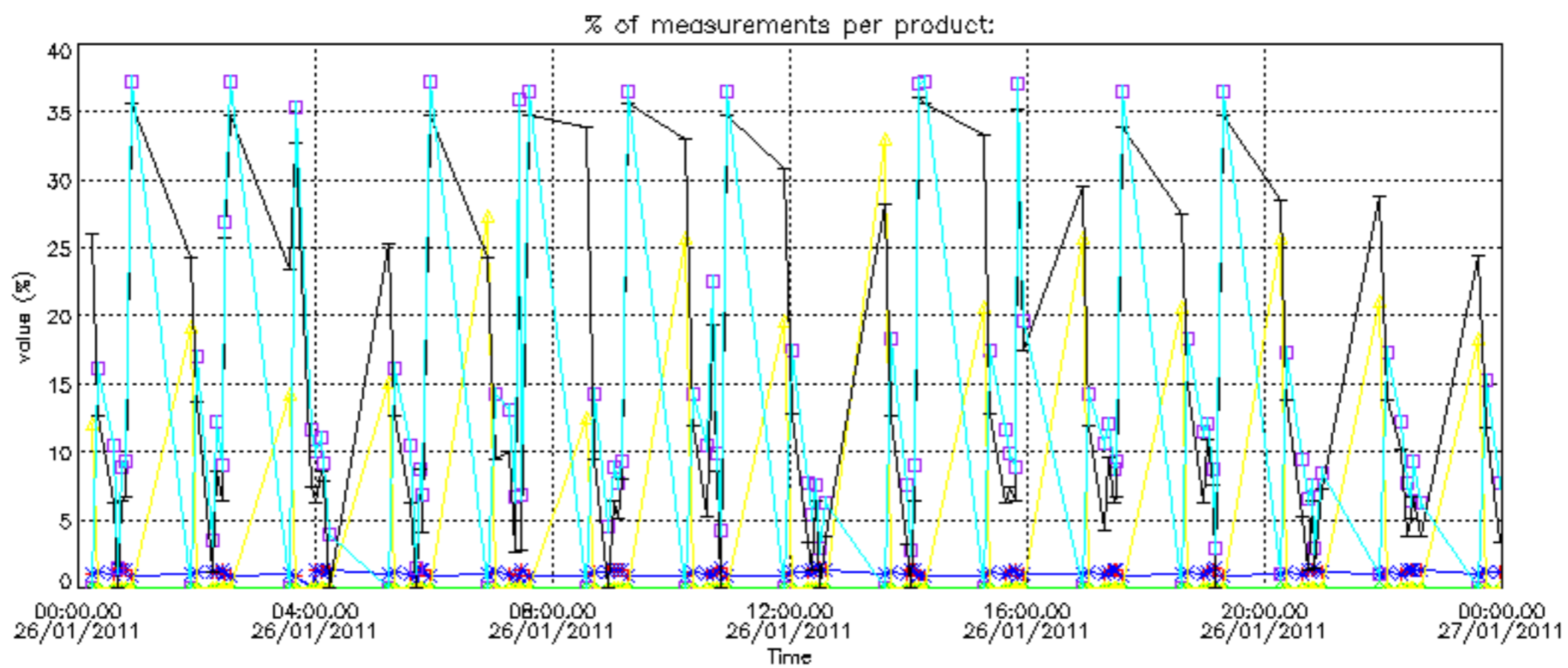
Percentage of flagged data per NO2 profile



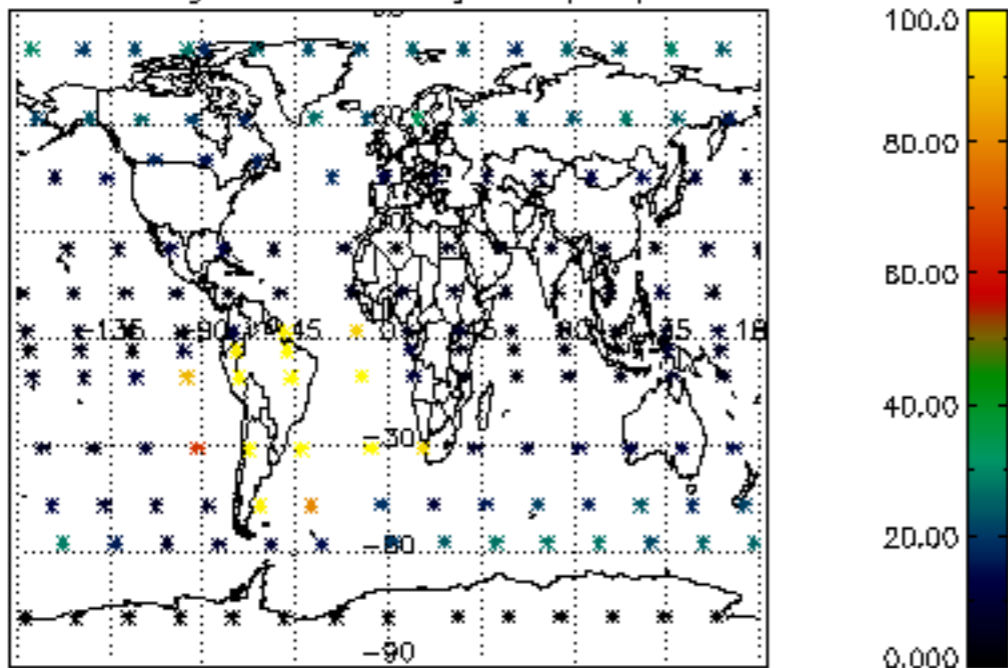
Percentage of flagged data per NO3 profile



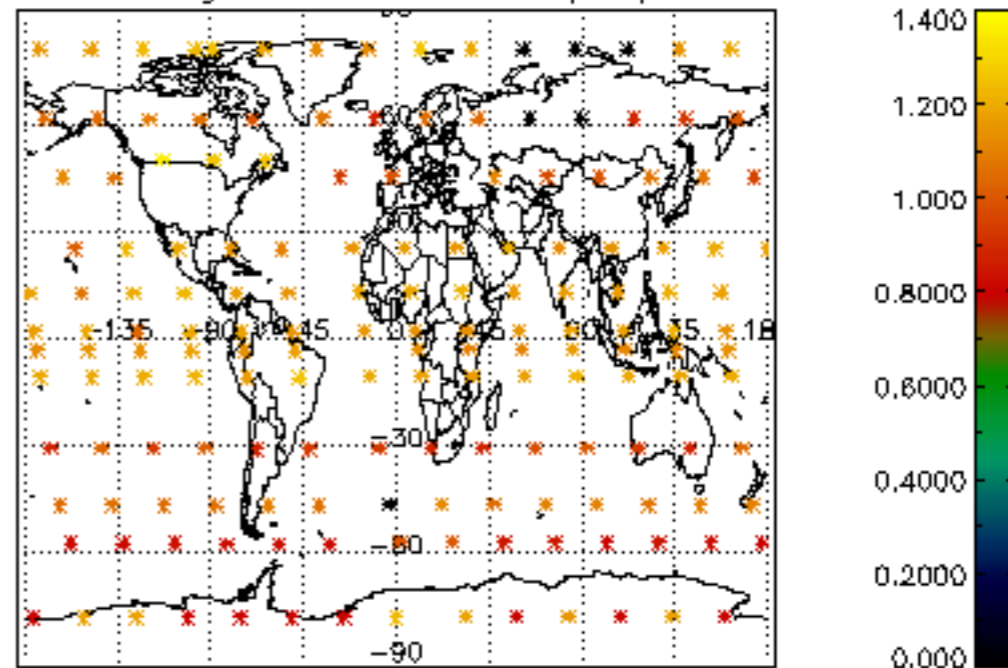




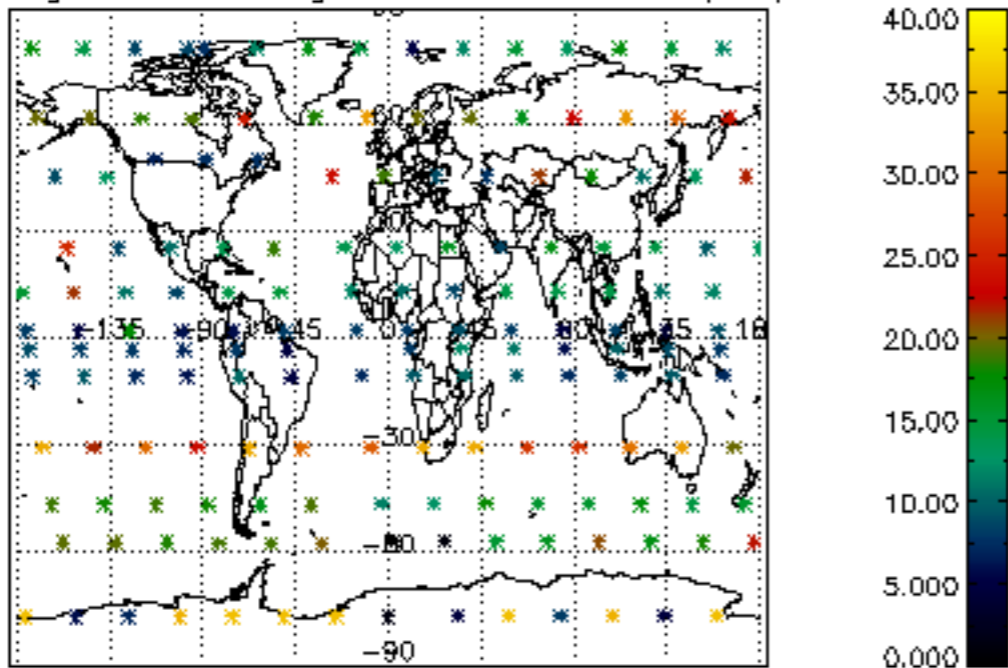
Percentage of cosmic ray hits per profile



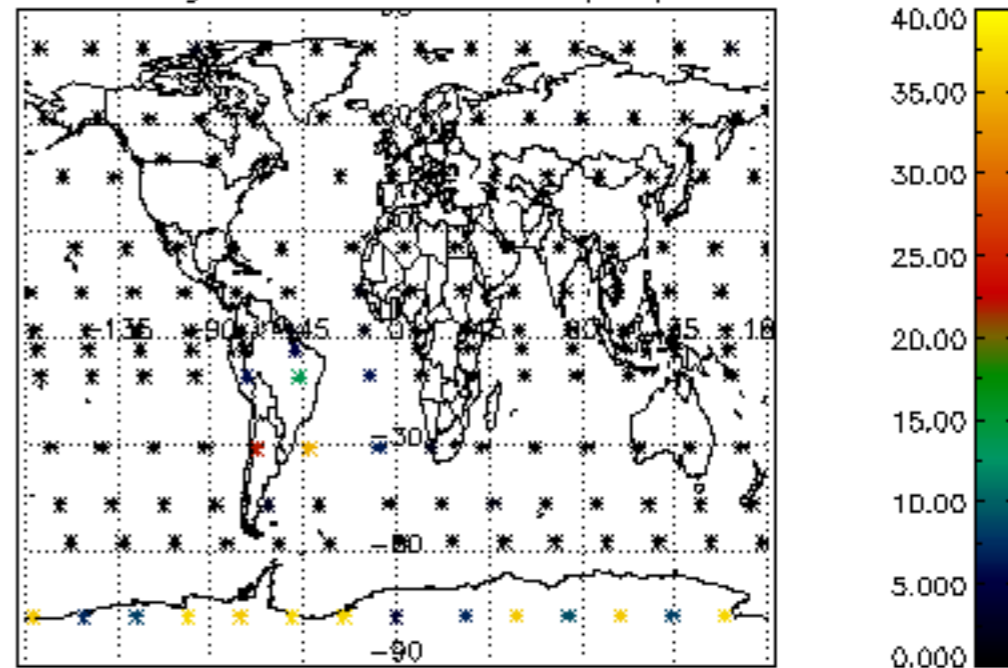
Percentage of datation errors per profile



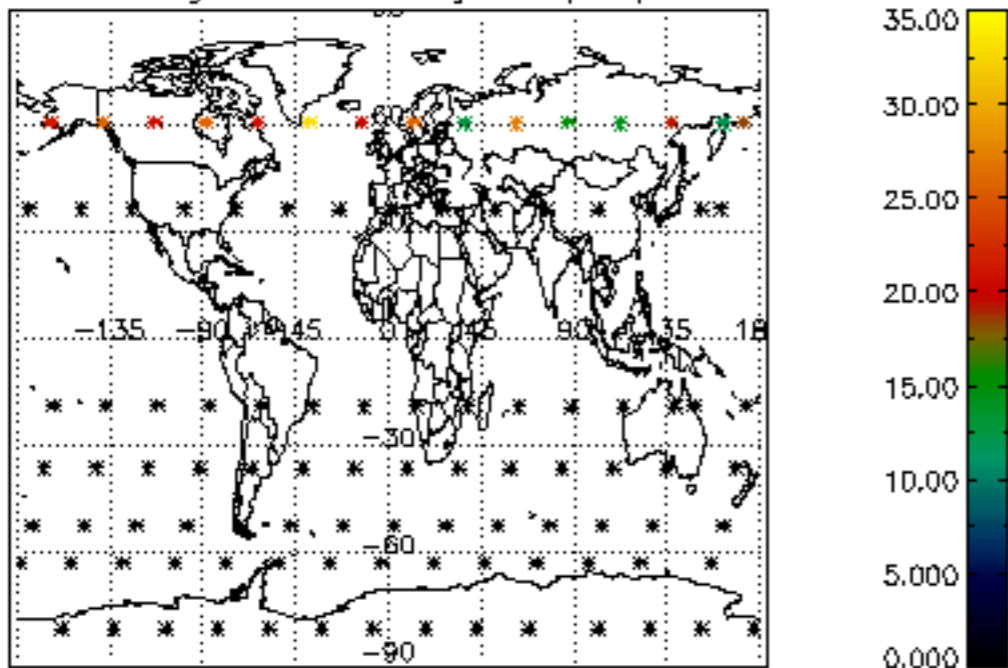
Percentage of star falling outside central band per profile



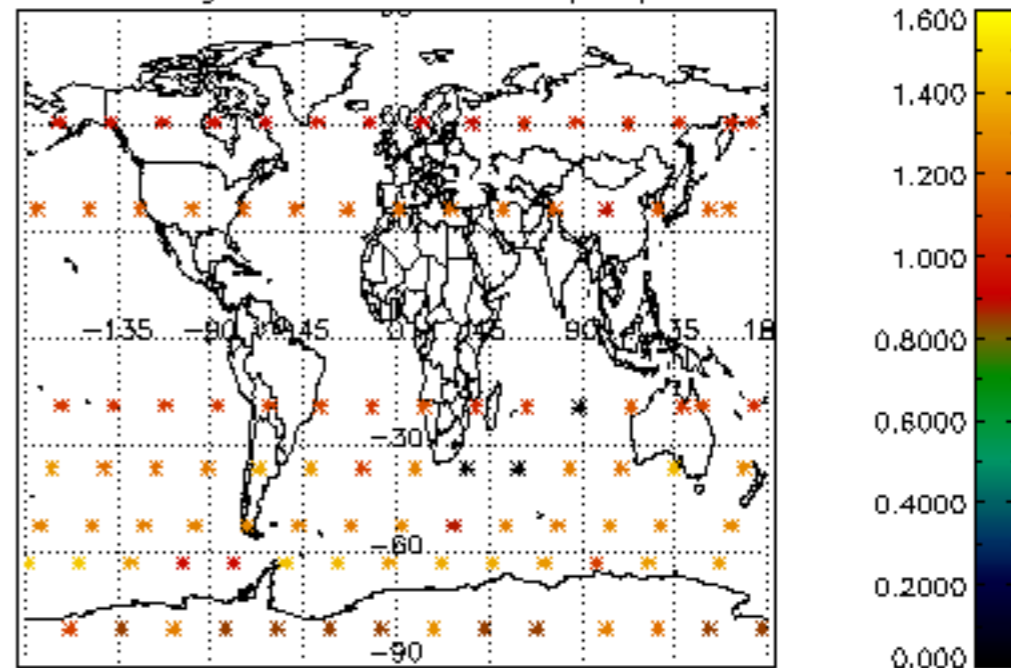
Percentage of saturation errors per profile



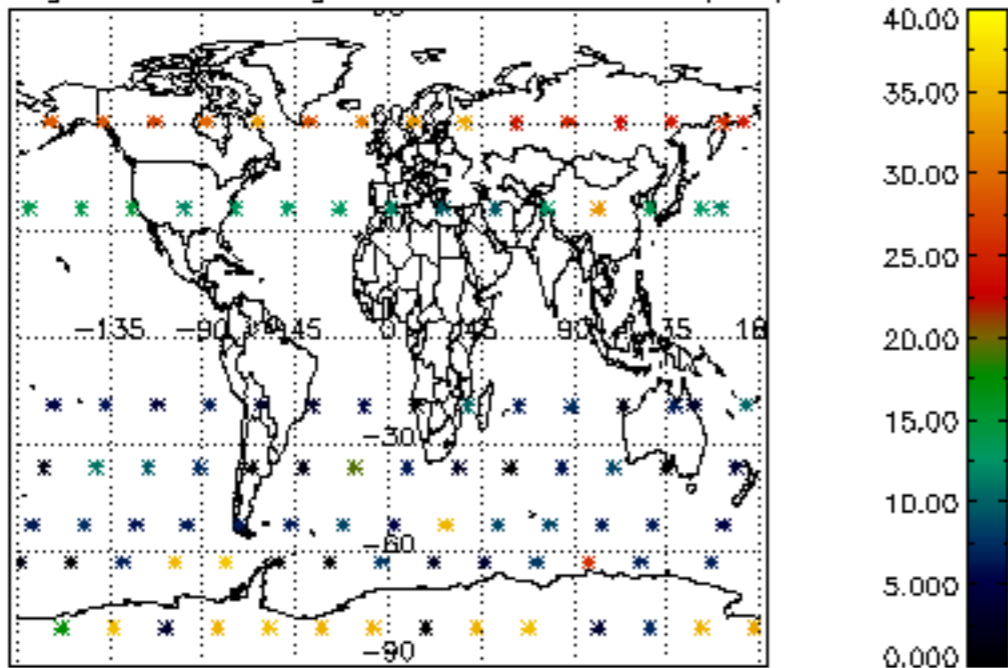
Percentage of cosmic ray hits per profile



Percentage of datation errors per profile



Percentage of star falling outside central band per profile



Percentage of saturation errors per profile

