

# GOMOS Level 2 Daily Report

## SUMMARY

### [1. General Info](#)

### [2. Summary of processed GOM\\_NL\\_2P products](#)

### [3. Level 2 Quality information per product](#)

#### [3.1 Plot of level 2 quality information per product \(time dependant\)](#)

#### [3.2 Plot of level 2 quality information per product \(world map\)](#)

### [4. Level 1 Quality information per product \(stored on level 2 products\)](#)

#### [4.1 Plot of level 1 quality information per product \(time dependant\)](#)

##### [4.1.1 Plot of level 1 quality information per product \(time dependant\): ASCENDING](#)

##### [4.1.2 Plot of level 1 quality information per product \(time dependant\): DESCENDING](#)

#### [4.2 Plot of level 1 quality information per product \(world map\)](#)

##### [4.2.1 Plot of level 1 quality information per product \(world map\): ASCENDING](#)

##### [4.2.2 Plot of level 1 quality information per product \(world map\): DESCENDING](#)

### [5. Ozone profiles based on quality statistics and other trace gas profiles](#)

#### [5.1 Ozone statistics based on quality of products](#)

#### [5.2 Plot ozone profiles for all STD \(dark without errors\)](#)

#### [5.3 Plot ozone profiles where STD < 20% \(dark without errors\)](#)

#### [5.4. Plot ozone profiles where STD < 10% \(dark without errors\)](#)

#### [5.5. Plot ozone profiles where STD < 5% \(dark without errors\)](#)

#### [5.6 Plot NO2 profiles for all STD \(dark without errors\)](#)

#### [5.7 Plot NO3 profiles for all STD \(dark without errors\)](#)

#### [5.8 Plot H2O profiles \(only for occultations of stars 1,2,3,4,13,14,16,26,63 dark without errors\) for all STD](#)

### [6. Auxiliary Data Files used for the production reported in section 2](#)

This report presents the daily analysis on parameters extracted from GOMOS level 2 data (GOM\_NL\_\_2P). It is intended to monitor some important parameters that will impact the quality of these products. A list of level 2 products (and content) that have arrived during the reporting day to the PCF is also given.

| Item                      | Value                           |
|---------------------------|---------------------------------|
| Time of report generation | 24APR2013 08:30:42              |
| Data source version       | GOMOS/6.01                      |
| Start time of products    | 01-01-2011 (01JAN2011 00:00:00) |
| Stop time of products     | 02-01-2011 (02JAN2011 00:00:00) |
| Store outputs in DB       | Yes                             |
| Nb of level 2 prods       | 418                             |
| Nb of prods with errors   | 0                               |

## 2. Summary of processed GOM\_NL\_\_2P products.

| Nr | Filename   | UTC Start time       | Limb           | Duration | Star Id | Star Name | Star Mag  | Star Temp | Nb Meas | Orbit | Prod. error |
|----|--|----------------------|----------------|----------|---------|-----------|-----------|-----------|---------|-------|-------------|
| 1  | GOM_NL__2PRFIN20110101_000408_000000473098_00074_46209_2187.N1 | 01-JAN-2011 00:04:08 | Dark           | 47.000   | 113     | Mu Vel    | 2.6920    | 5000.0    | 94      | 46209 | No          |
| 2  | GOM_NL__2PRFIN20110101_000642_000000413098_00074_46209_2188.N1 | 01-JAN-2011 00:06:42 | Dark           | 41.000   | 71      | lot Car   | 2.2460    | 7700.0    | 82      | 46209 | No          |
| 3  | GOM_NL__2PRFIN20110101_000836_000000463098_00074_46209_2189.N1 | 01-JAN-2011 00:08:36 | Dark           | 46.000   | 46      | Del Vel   | 1.9540    | 10600.    | 92      | 46209 | No          |
| 4  | GOM_NL__2PRFIN20110101_001126_000000453098_00074_46209_2190.N1 | 01-JAN-2011 00:11:26 | Dark           | 44.500   | 34      | Gam2Vel   | 1.7930    | 23000.    | 89      | 46209 | No          |
| 5  | GOM_NL__2PRFIN20110101_001337_000000483098_00074_46209_2191.N1 | 01-JAN-2011 00:13:37 | Dark           | 48.000   | 70      | Zet Pup   | 2.2460    | 39000.    | 96      | 46209 | No          |
| 6  | GOM_NL__2PRFIN20110101_001541_000000473098_00074_46209_2192.N1 | 01-JAN-2011 00:15:41 | Dark           | 47.000   | 117     | Pi Pup    | 2.7060    | 3800.0    | 94      | 46209 | No          |
| 7  | GOM_NL__2PRFIN20110101_001829_000000483098_00074_46209_2193.N1 | 01-JAN-2011 00:18:29 | Straylight     | 48.000   | 23      | 21Eps CMa | 1.5020    | 26000.    | 96      | 46209 | No          |
| 8  | GOM_NL__2PRFIN20110101_002001_000000433098_00074_46209_2194.N1 | 01-JAN-2011 00:20:01 | Straylight     | 43.000   | 179     | 24Omi2CMa | 3.0320    | 24000.    | 86      | 46209 | No          |
| 9  | GOM_NL__2PRFIN20110101_002229_000000393098_00074_46209_2195.N1 | 01-JAN-2011 00:22:29 | Straylight     | 39.000   | 1       | 9Alp CMa  | -1.4400   | 11000.    | 78      | 46209 | No          |
| 10 | GOM_NL__2PRFIN20110101_002458_000000433098_00074_46209_2196.N1 | 01-JAN-2011 00:24:58 | Straylight     | 42.500   | 56      | 53Kap Ori | 2.0650    | 30000.    | 85      | 46209 | No          |
| 11 | GOM_NL__2PRFIN20110101_002728_000000463098_00074_46209_2197.N1 | 01-JAN-2011 00:27:28 | Straylight     | 45.500   | 30      | 46Eps Ori | 1.6940    | 30000.    | 91      | 46209 | No          |
| 12 | GOM_NL__2PRFIN20110101_002958_000000563098_00074_46209_2198.N1 | 01-JAN-2011 00:29:58 | Tw_i_and_stray | 56.000   | 14      | 58Alp Ori | 0.87000   | 3000.0    | 112     | 46209 | No          |
| 13 | GOM_NL__2PRFIN20110101_003313_000000493098_00074_46209_2199.N1 | 01-JAN-2011 00:33:13 | Bright         | 49.000   | 44      | 24Gam Gem | 1.9280    | 11000.    | 98      | 46209 | No          |
| 14 | GOM_NL__2PRFIN20110101_003451_000000483098_00074_46209_2200.N1 | 01-JAN-2011 00:34:51 | Bright         | 47.500   | 151     | 13Mu Gem  | 2.8900    | 3000.0    | 95      | 46209 | No          |
| 15 | GOM_NL__2PRFIN20110101_003850_000000393098_00074_46209_2201.N1 | 01-JAN-2011 00:38:50 | Bright         | 39.000   | 107     | 37The Aur | 2.6490    | 11000.    | 78      | 46209 | No          |
| 16 | GOM_NL__2PRFIN20110101_004056_000000413098_00074_46209_2202.N1 | 01-JAN-2011 00:40:56 | Bright         | 40.500   | 6       | 13Alp Aur | 0.080000  | 3400.0    | 81      | 46209 | No          |
| 17 | GOM_NL__2PRFIN20110101_005730_000000393098_00074_46209_2203.N1 | 01-JAN-2011 00:57:30 | Bright         | 39.000   | 60      | 7Bet UMi  | 2.0810    | 3950.0    | 78      | 46209 | No          |
| 18 | GOM_NL__2PRFIN20110101_010108_000000483098_00074_46209_2204.N1 | 01-JAN-2011 01:01:08 | Bright         | 47.500   | 32      | 77Eps UMa | 1.7630    | 11000.    | 95      | 46209 | No          |
| 19 | GOM_NL__2PRFIN20110101_010425_000000663098_00074_46209_2205.N1 | 01-JAN-2011 01:04:25 | Bright         | 66.000   | 39      | 85Eta UMa | 1.8540    | 24000.    | 132     | 46209 | No          |
| 20 | GOM_NL__2PRFIN20110101_010829_000000513098_00074_46209_2206.N1 | 01-JAN-2011 01:08:29 | Bright         | 50.500   | 180     | 27Gam Boo | 3.0400    | 8000.0    | 101     | 46209 | No          |
| 21 | GOM_NL__2PRFIN20110101_011210_000000623098_00074_46209_2207.N1 | 01-JAN-2011 01:12:10 | Bright         | 62.000   | 83      |           | 2.3780    | 11000.    | 124     | 46209 | No          |
| 22 | GOM_NL__2PRFIN20110101_011526_000000533098_00074_46209_2208.N1 | 01-JAN-2011 01:15:26 | Bright         | 53.000   | 3       | 16Alp Boo | -0.050000 | 4250.0    | 106     | 46209 | No          |
| 23 | GOM_NL__2PRFIN20110101_012229_000000563098_00074_46209_2209.N1 | 01-JAN-2011 01:22:29 | Bright         | 55.500   | 104     | 27Bet Lib | 2.6140    | 13100.    | 111     | 46209 | No          |
| 24 | GOM_NL__2PRFIN20110101_012508_000000453098_00074_46209_2210.N1 | 01-JAN-2011 01:25:08 | Tw_i_and_stray | 45.000   | 122     | 9Alp2Lib  | 2.7470    | 9700.0    | 90      | 46209 | No          |
| 25 | GOM_NL__2PRFIN20110101_013200_000000433098_00074_46209_2211.N1 | 01-JAN-2011 01:32:00 | Dark           | 43.000   | 54      | 5The Cen  | 2.0550    | 4500.0    | 86      | 46209 | No          |
| 26 | GOM_NL__2PRFIN20110101_013629_000000413098_00075_46210_2212.N1 | 01-JAN-2011 01:36:29 | Dark           | 40.500   | 77      | Eps Cen   | 2.3030    | 28000.    | 81      | 46210 | No          |
| 27 | GOM_NL__2PRFIN20110101_013814_000000453098_00075_46210_2096.N1 | 01-JAN-2011 01:38:14 | Dark           | 45.000   | 64      | Gam Cen   | 2.2000    | 10600.    | 90      | 46210 | No          |
| 28 | GOM_NL__2PRFIN20110101_014423_000000483098_00075_46210_2097.N1 | 01-JAN-2011 01:44:23 | Dark           | 48.000   | 113     | Mu Vel    | 2.6920    | 5000.0    | 96      | 46210 | No          |
| 29 | GOM_NL__2PRFIN20110101_014656_000000493098_00075_46210_2098.N1 | 01-JAN-2011 01:46:56 | Dark           | 48.500   | 71      | lot Car   | 2.2460    | 7700.0    | 97      | 46210 | No          |
| 30 | GOM_NL__2PRFIN20110101_014850_000000433098_00075_46210_2099.N1 | 01-JAN-2011 01:48:50 | Dark           | 42.500   | 46      | Del Vel   | 1.9540    | 10600.    | 85      | 46210 | No          |
| 31 | GOM_NL__2PRFIN20110101_015141_000000493098_00075_46210_2100.N1 | 01-JAN-2011 01:51:41 | Dark           | 48.500   | 34      | Gam2Vel   | 1.7930    | 23000.    | 97      | 46210 | No          |
| 32 | GOM_NL__2PRFIN20110101_015352_000000503098_00075_46210_2101.N1 | 01-JAN-2011 01:53:52 | Dark           | 49.500   | 70      | Zet Pup   | 2.2460    | 39000.    | 99      | 46210 | No          |
| 33 | GOM_NL__2PRFIN20110101_015556_000000493098_00075_46210_2102.N1 | 01-JAN-2011 01:55:56 | Dark           | 49.000   | 117     | Pi Pup    | 2.7060    | 3800.0    | 98      | 46210 | No          |
| 34 | GOM_NL__2PRFIN20110101_015843_000000473098_00075_46210_2103.N1 | 01-JAN-2011 01:58:43 | Straylight     | 47.000   | 23      | 21Eps CMa | 1.5020    | 26000.    | 94      | 46210 | No          |
| 35 | GOM_NL__2PRFIN20110101_020015_000000453098_00075_46210_2104.N1 | 01-JAN-2011 02:00:15 | Straylight     | 45.000   | 179     | 24Omi2CMa | 3.0320    | 24000.    | 90      | 46210 | No          |
| 36 | GOM_NL__2PRFIN20110101_020243_000000533098_00075_46210_2105.N1 | 01-JAN-2011 02:02:43 | Straylight     | 53.000   | 1       | 9Alp CMa  | -1.4400   | 11000.    | 106     | 46210 | No          |
| 37 | GOM_NL__2PRFIN20110101_020512_000000433098_00075_46210_2106.N1 | 01-JAN-2011 02:05:12 | Straylight     | 42.500   | 56      | 53Kap Ori | 2.0650    | 30000.    | 85      | 46210 | No          |
| 38 | GOM_NL__2PRFIN20110101_020742_000000463098_00075_46210_2107.N1 | 01-JAN-2011 02:07:42 | Straylight     | 45.500   | 30      | 46Eps Ori | 1.6940    | 30000.    | 91      | 46210 | No          |
| 39 | GOM_NL__2PRFIN20110101_021012_000000553098_00075_46210_2108.N1 | 01-JAN-2011 02:10:12 | Tw_i_and_stray | 55.000   | 14      | 58Alp Ori | 0.87000   | 3000.0    | 110     | 46210 | No          |
| 40 | GOM_NL__2PRFIN20110101_021326_000000493098_00075_46210_2109.N1 | 01-JAN-2011 02:13:26 | Bright         | 48.500   | 44      | 24Gam Gem | 1.9280    | 11000.    | 97      | 46210 | No          |
| 41 | GOM_NL__2PRFIN20110101_021505_000000483098_00075_46210_2110.N1 | 01-JAN-2011 02:15:05 | Bright         | 48.000   | 151     | 13Mu Gem  | 2.8900    | 3000.0    | 96      | 46210 | No          |
| 42 | GOM_NL__2PRFIN20110101_021904_000000393098_00075_46210_2111.N1 | 01-JAN-2011 02:19:04 | Bright         | 39.000   | 107     | 37The Aur | 2.6490    | 11000.    | 78      | 46210 | No          |













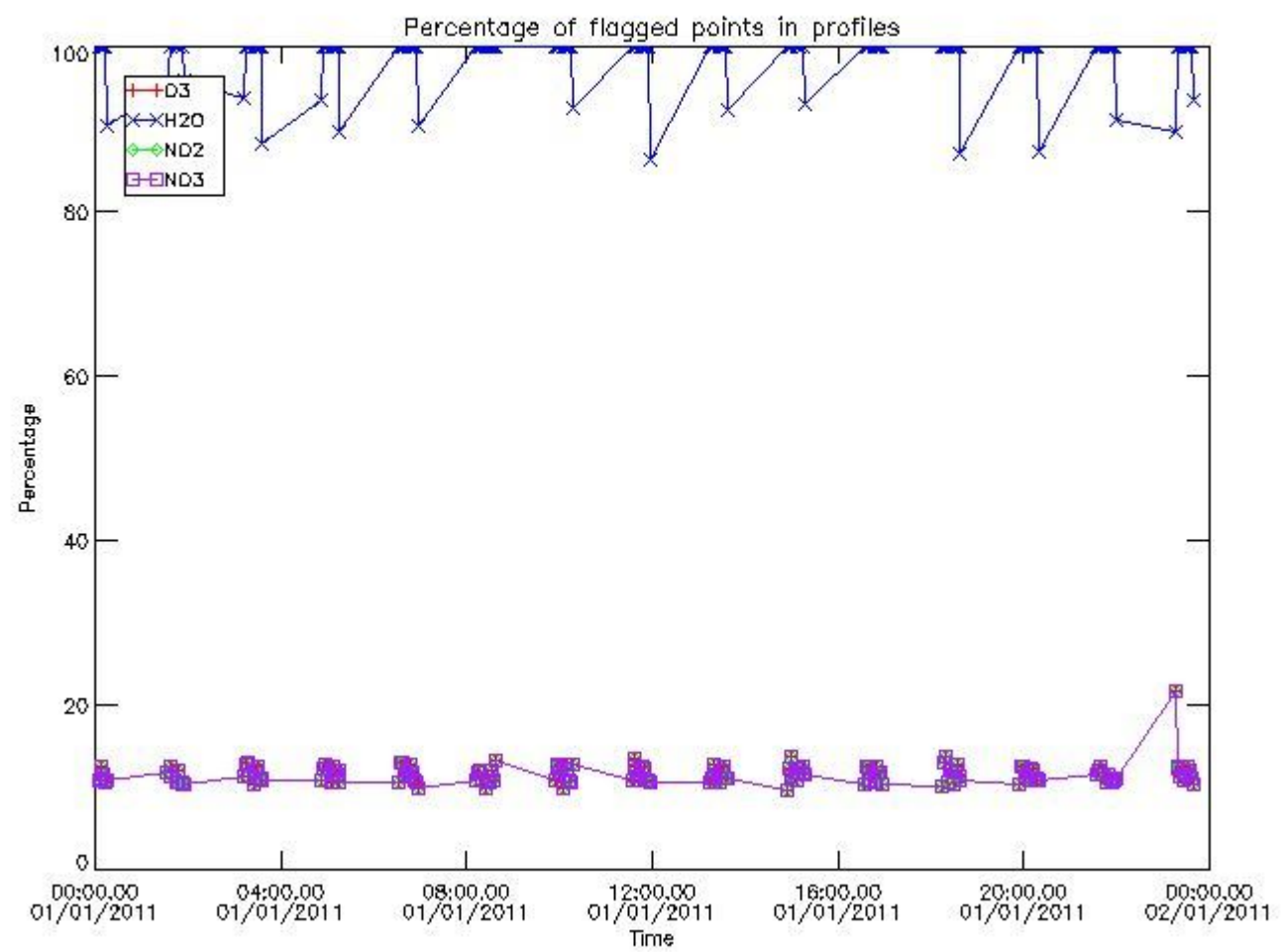


|     |  |                      |               |        |     |           |           |        |     |       |    |
|-----|--|----------------------|---------------|--------|-----|-----------|-----------|--------|-----|-------|----|
| 397 | GOM_NL__2PRFIN20110101_225834_000000553098_00087_46222_2514.N1 | 01-JAN-2011 22:58:34 | Bright        | 54.500 | 3   | 16Alp Boo | -0.050000 | 4250.0 | 109 | 46222 | No |
| 398 | GOM_NL__2PRFIN20110101_230033_000000373098_00087_46222_2515.N1 | 01-JAN-2011 23:00:33 | Bright        | 37.000 | 102 | 24Alp Ser | 2.6000    | 4250.0 | 74  | 46222 | No |
| 399 | GOM_NL__2PRFIN20110101_230538_000000573098_00087_46222_2516.N1 | 01-JAN-2011 23:05:38 | Bright        | 56.500 | 104 | 27Bet Lib | 2.6140    | 13100. | 113 | 46222 | No |
| 400 | GOM_NL__2PRFIN20110101_230818_000000473098_00087_46222_2517.N1 | 01-JAN-2011 23:08:18 | Twl_and_stray | 47.000 | 122 | 9Alp2Lib  | 2.7470    | 9700.0 | 94  | 46222 | No |
| 401 | GOM_NL__2PRFIN20110101_231512_000000543098_00087_46222_2518.N1 | 01-JAN-2011 23:15:12 | Dark          | 54.000 | 54  | 5The Cen  | 2.0550    | 4500.0 | 108 | 46222 | No |
| 402 | GOM_NL__2PRFIN20110101_231756_000000413098_00087_46222_2519.N1 | 01-JAN-2011 23:17:56 | Dark          | 41.000 | 95  | Zet Cen   | 2.5450    | 26000. | 82  | 46222 | No |
| 403 | GOM_NL__2PRFIN20110101_231939_000000423098_00088_46223_2523.N1 | 01-JAN-2011 23:19:39 | Dark          | 41.500 | 77  | Eps Cen   | 2.3030    | 28000. | 83  | 46223 | No |
| 404 | GOM_NL__2PRFIN20110101_232127_000000453098_00088_46223_2524.N1 | 01-JAN-2011 23:21:27 | Dark          | 45.000 | 64  | Gam Cen   | 2.2000    | 10600. | 90  | 46223 | No |
| 405 | GOM_NL__2PRFIN20110101_232737_000000473098_00088_46223_2525.N1 | 01-JAN-2011 23:27:37 | Dark          | 47.000 | 113 | Mu Vel    | 2.6920    | 5000.0 | 94  | 46223 | No |
| 406 | GOM_NL__2PRFIN20110101_233006_000000443098_00088_46223_2526.N1 | 01-JAN-2011 23:30:06 | Dark          | 44.000 | 71  | lot Car   | 2.2460    | 7700.0 | 88  | 46223 | No |
| 407 | GOM_NL__2PRFIN20110101_233200_000000413098_00088_46223_2527.N1 | 01-JAN-2011 23:32:00 | Dark          | 41.000 | 46  | Del Vel   | 1.9540    | 10600. | 82  | 46223 | No |
| 408 | GOM_NL__2PRFIN20110101_233450_000000433098_00088_46223_2528.N1 | 01-JAN-2011 23:34:50 | Dark          | 42.500 | 34  | Gam2Vel   | 1.7930    | 23000. | 85  | 46223 | No |
| 409 | GOM_NL__2PRFIN20110101_233701_000000463098_00088_46223_2529.N1 | 01-JAN-2011 23:37:01 | Dark          | 45.500 | 70  | Zet Pup   | 2.2460    | 39000. | 91  | 46223 | No |
| 410 | GOM_NL__2PRFIN20110101_233903_000000553098_00088_46223_2530.N1 | 01-JAN-2011 23:39:03 | Dark          | 54.500 | 117 | Pi Pup    | 2.7060    | 3800.0 | 109 | 46223 | No |
| 411 | GOM_NL__2PRFIN20110101_234149_000000463098_00088_46223_2531.N1 | 01-JAN-2011 23:41:49 | Straylight    | 46.000 | 23  | 21Eps CMa | 1.5020    | 26000. | 92  | 46223 | No |
| 412 | GOM_NL__2PRFIN20110101_234320_000000403098_00088_46223_2532.N1 | 01-JAN-2011 23:43:20 | Straylight    | 39.500 | 179 | 24Omi2CMa | 3.0320    | 24000. | 79  | 46223 | No |
| 413 | GOM_NL__2PRFIN20110101_234547_000000513098_00088_46223_2533.N1 | 01-JAN-2011 23:45:47 | Straylight    | 50.500 | 1   | 9Alp CMa  | -1.4400   | 11000. | 101 | 46223 | No |
| 414 | GOM_NL__2PRFIN20110101_234816_000000413098_00088_46223_2534.N1 | 01-JAN-2011 23:48:16 | Straylight    | 41.000 | 56  | 53Kap Ori | 2.0650    | 30000. | 82  | 46223 | No |
| 415 | GOM_NL__2PRFIN20110101_235031_000000443098_00088_46223_2535.N1 | 01-JAN-2011 23:50:31 | Straylight    | 44.000 | 33  | 50Zet Ori | 1.7660    | 30000. | 88  | 46223 | No |
| 416 | GOM_NL__2PRFIN20110101_235314_000000543098_00088_46223_2536.N1 | 01-JAN-2011 23:53:14 | Twl_and_stray | 54.000 | 14  | 58Alp Ori | 0.87000   | 3000.0 | 108 | 46223 | No |
| 417 | GOM_NL__2PRFIN20110101_235625_000000513098_00088_46223_2537.N1 | 01-JAN-2011 23:56:25 | Bright        | 50.500 | 44  | 24Gam Gem | 1.9280    | 11000. | 101 | 46223 | No |
| 418 | GOM_NL__2PRFIN20110101_235803_000000563098_00088_46223_2538.N1 | 01-JAN-2011 23:58:03 | Bright        | 56.000 | 151 | 13Mu Gem  | 2.8900    | 3000.0 | 112 | 46223 | No |

### 3. Quality information per product

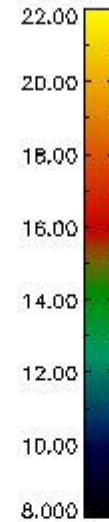
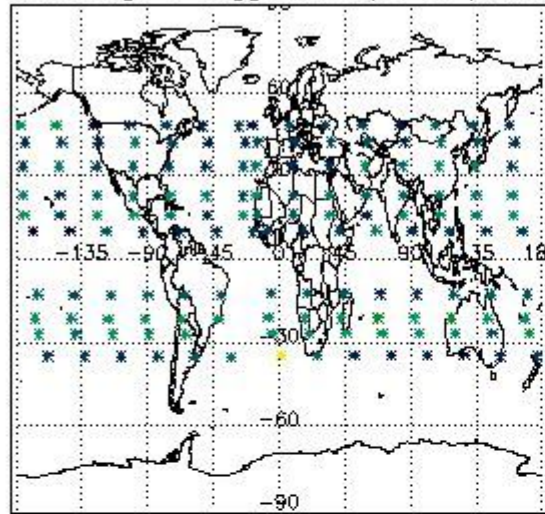
In this section it is plotted some information contained in the Quality Summary data set of the level 2 products. Only products in dark limb conditions and without errors (error flag in the MPH set to "0") are used.

#### 3.1 Plot quality information per product (time dependant)

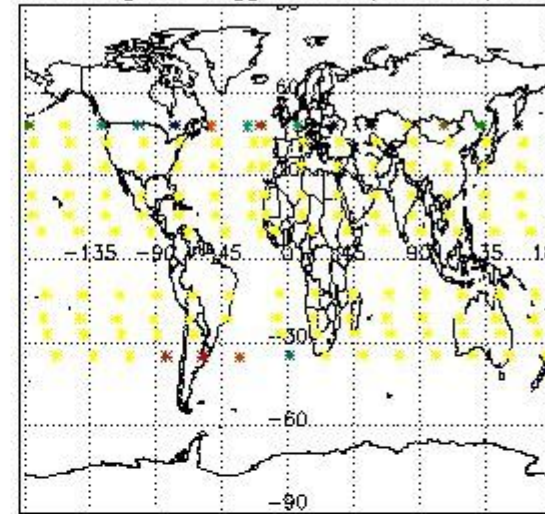


*3.2 Plot quality information per product (world map)*

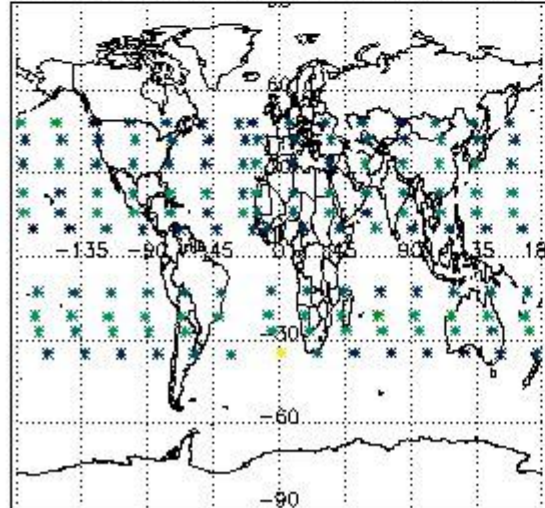
Percentage of flagged data per O3 profile



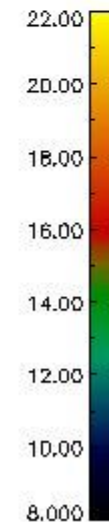
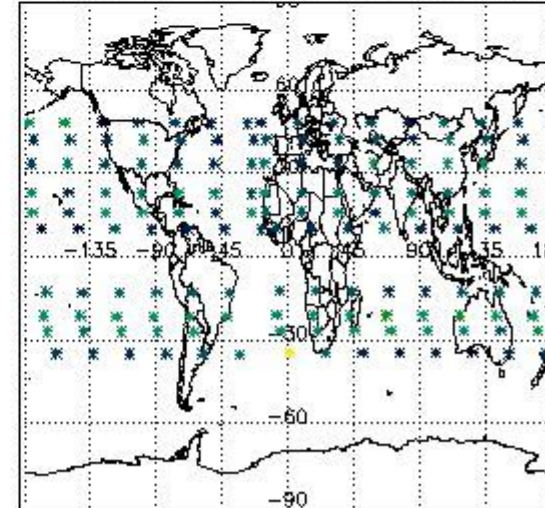
Percentage of flagged data per H2O profile



Percentage of flagged data per NO2 profile



Percentage of flagged data per NO3 profile

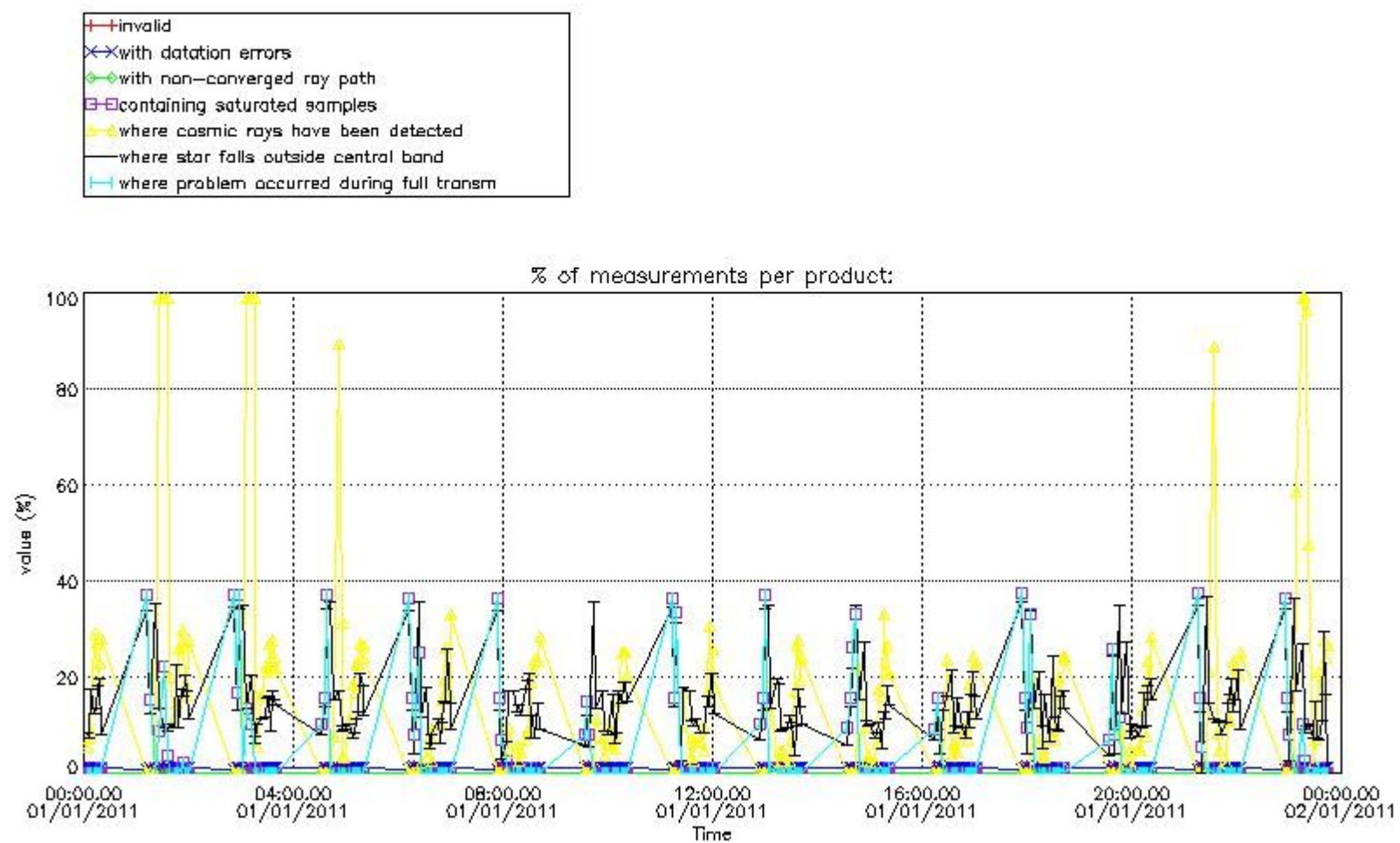


#### 4. Level 1 quality information per product

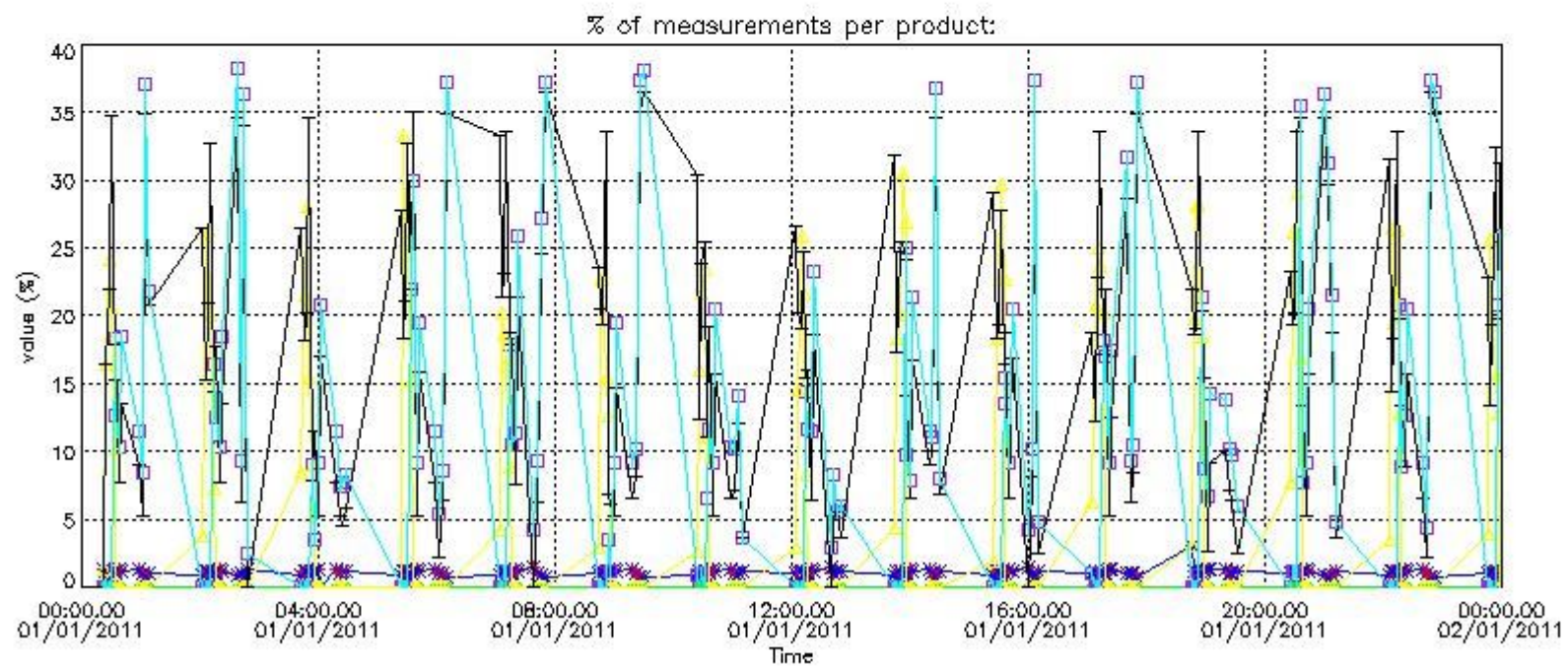
In this section it is plotted some information contained in the Quality Summary data set of the level 2 products that comes from the level 1b processing. Products without errors (error flag in the MPH set to "0") are used.

##### 4.1 Plot quality information per product (time dependant) coming from level 1b processing

###### 4.1.1 Plot level 1 quality information per product (time dependant): ENVISAT ASCENDING passes

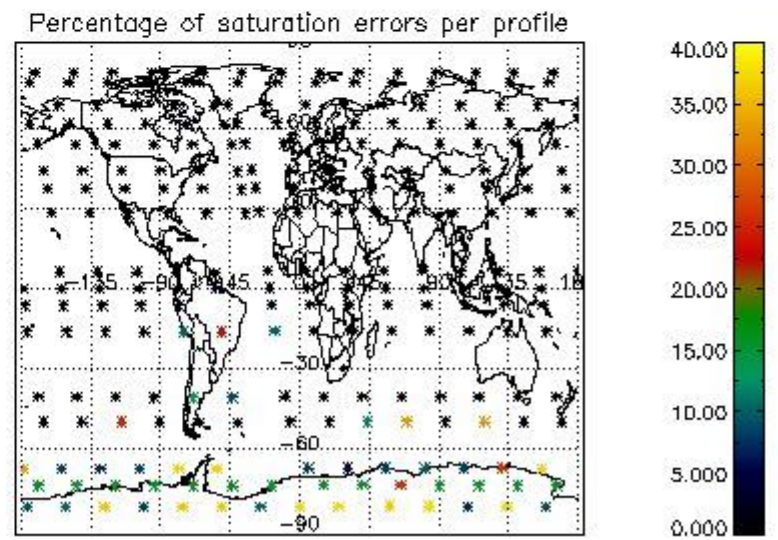
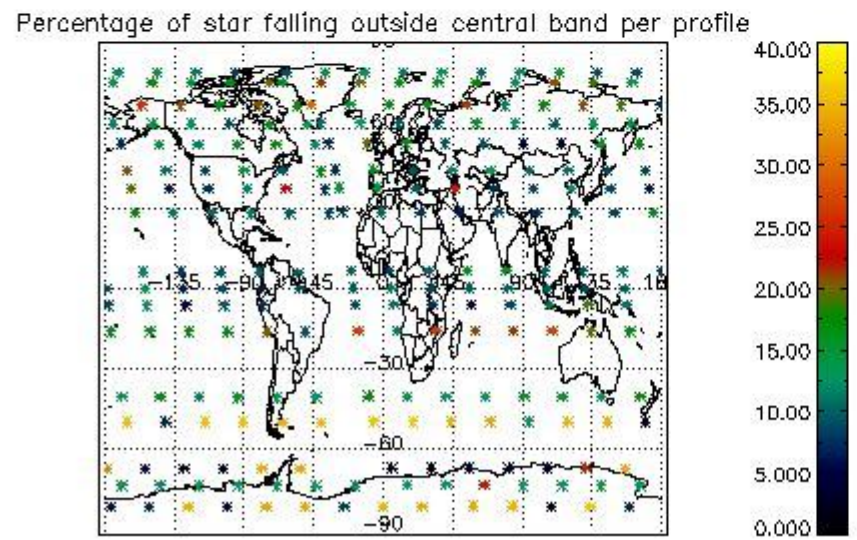
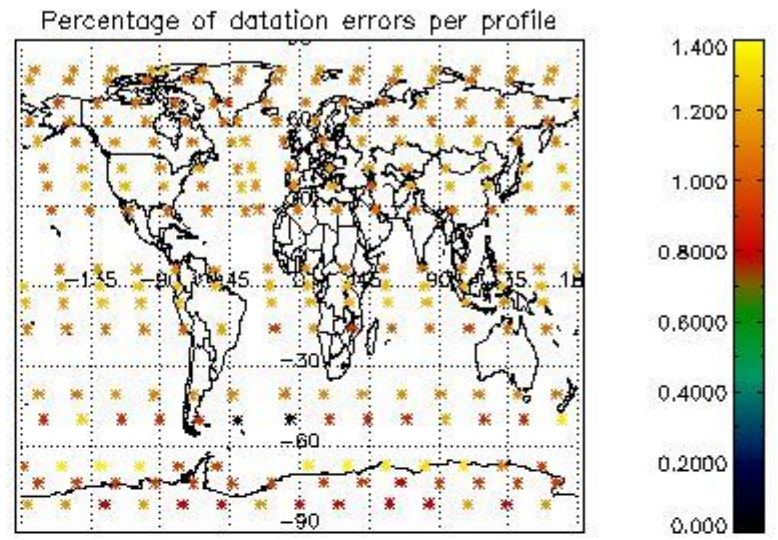
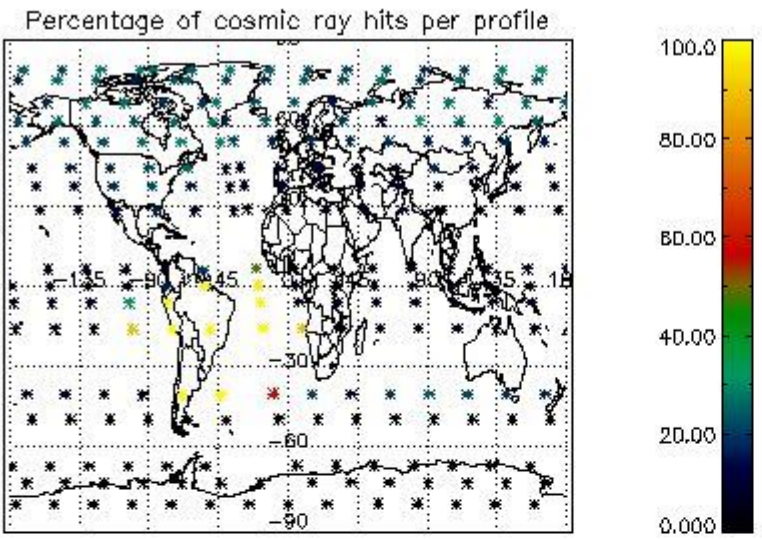


4.1.2 Plot level 1 quality information per product (time dependant): ENVISAT DESCENDING passes

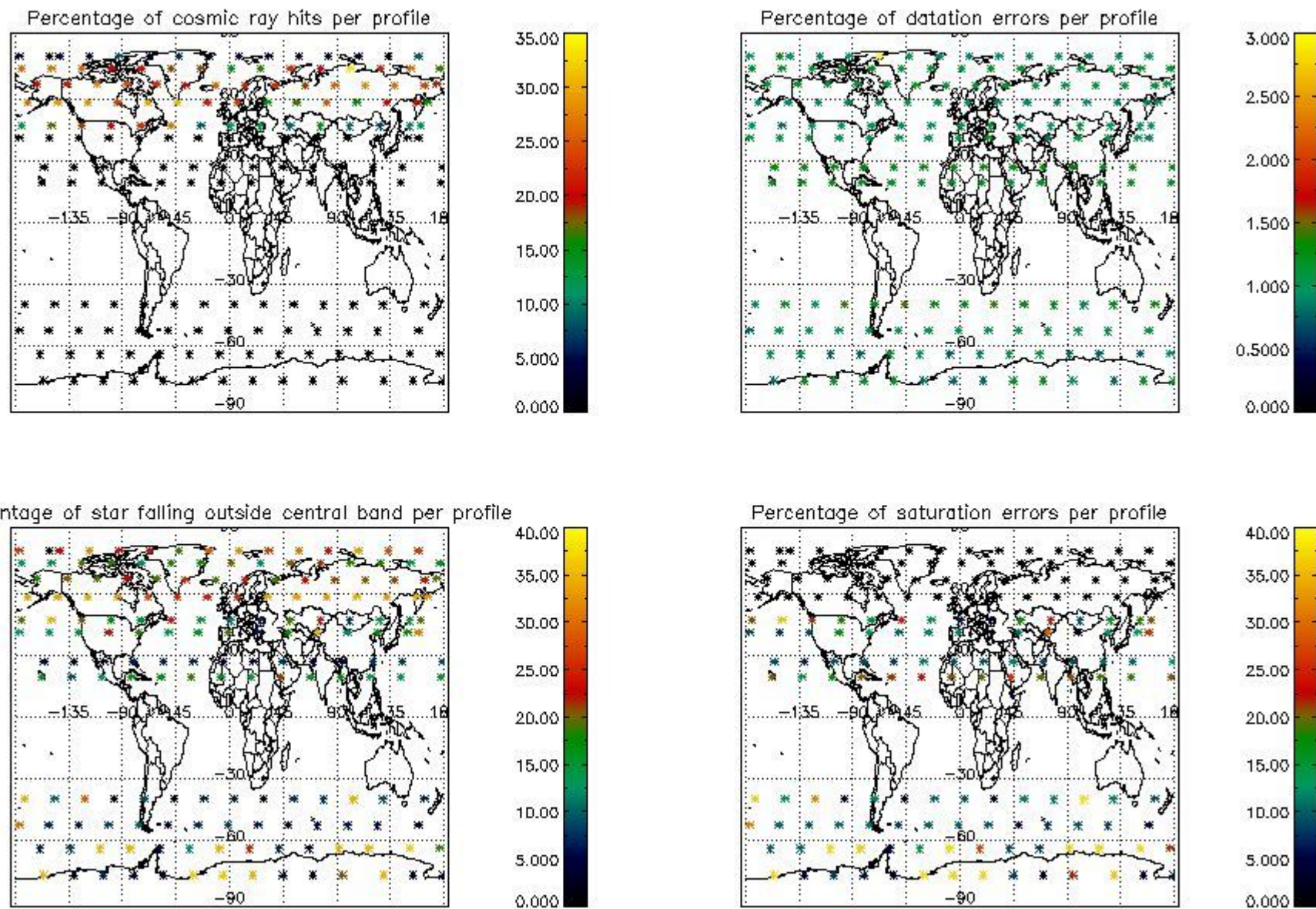


4.2 Plot quality information per product coming from level 1b processing (world map)

4.2.1 Plot level 1 quality information per product (world map): ENVI SAT ASCENDING passes



4.2.2 Plot level 1 quality information per product (world map): ENVISAT DESCENDING passes



## 5. Trace gas profiles

### 5.1 Ozone statistics based on quality of products

The final quality of the products can be "measured" using the STD (Standard Deviation) attached to every point profile. This information is written to the parameter GOM\_NL\_\_2P/NL\_LOCAL\_SPECIES\_DENSITY/o3\_std of the level 2 products. The table below shows the statistics for given STD ranges.

The statistics are given with respect to the overall valid production:

- Products without fatal errors: GOM\_NL\_\_2P/MPH/PRODUCT\_ERR=0
- Valid point profile: GOM\_NL\_\_2P/NL\_LOCAL\_SPECIES\_DENSITY/pcd(0)=0

The 'Criteria' is applied to valid points of dark limb products:

- Products in dark limb illumination condition: GOM\_NL\_\_2P/NL\_SUMMARY\_QUALITY/obs\_ill\_cond=0
- Products without fatal errors: GOM\_NL\_\_2P/MPH/PRODUCT\_ERR=0
- Valid point profile: GOM\_NL\_\_2P/NL\_LOCAL\_SPECIES\_DENSITY/pcd(0)=0

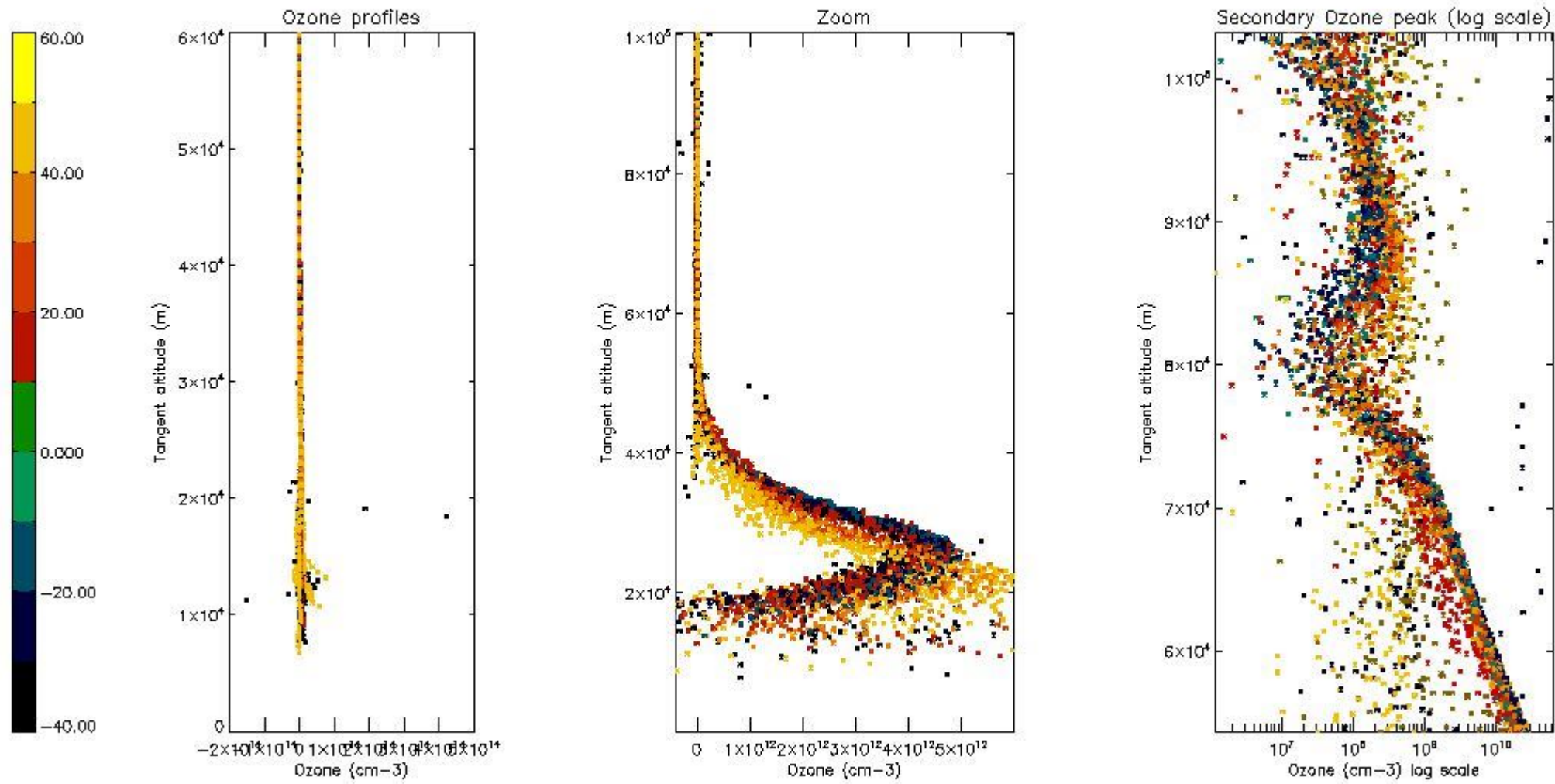
So, the table below shows the percentage of dark limb and valid observations for each criteria with respect to the overall valid daily observations.

| Criteria | % of total production |
|----------|-----------------------|
| All STD  | 34                    |
| STD < 20 | 16                    |

|          |    |
|----------|----|
| STD < 10 | 12 |
| STD < 5  | 7  |

5.2 Plot ozone profiles for all STD (dark without errors)

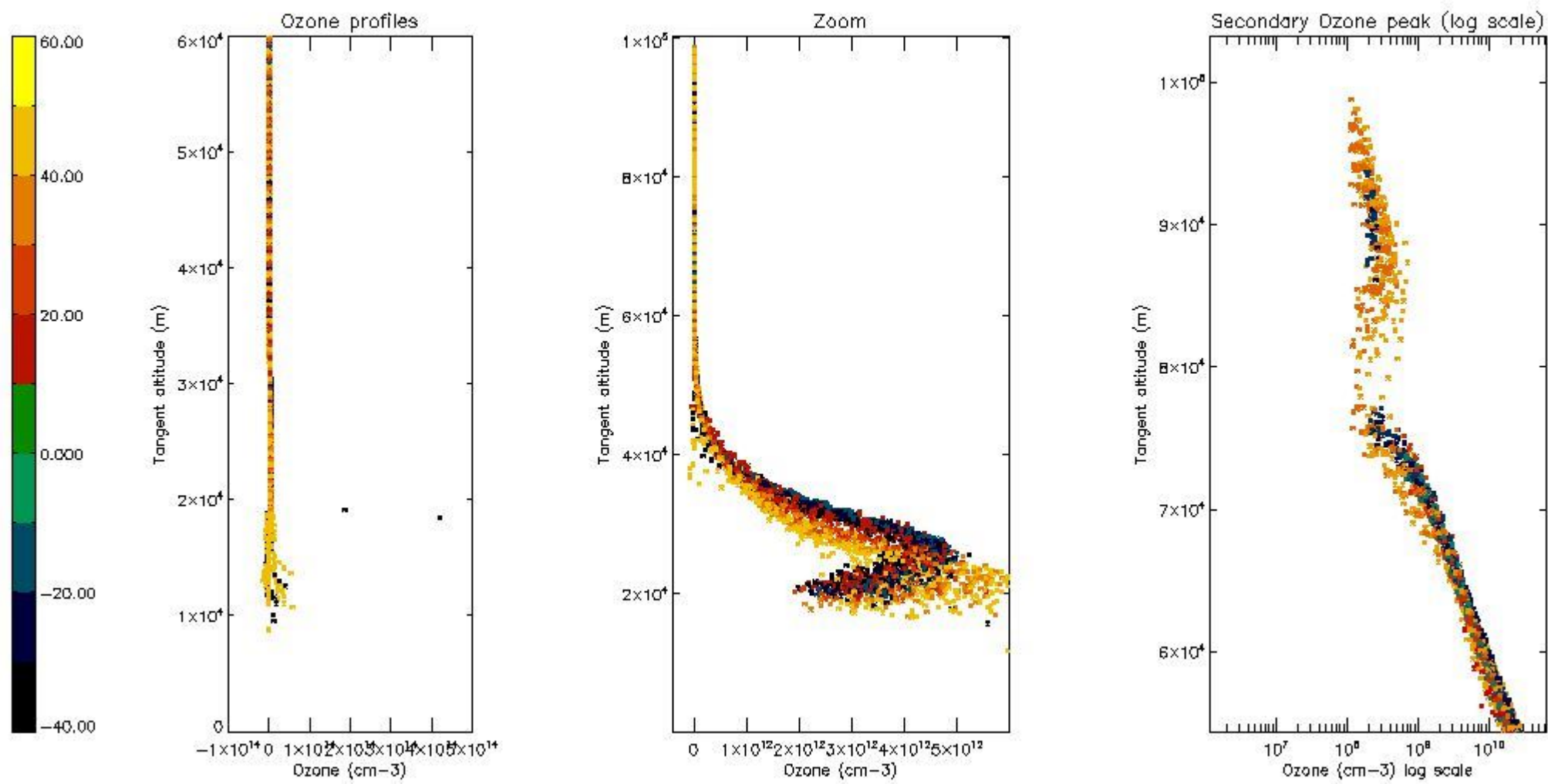
The colorbar represents the latitude.



5.3 Plot ozone profiles where STD < 20% (dark without errors)

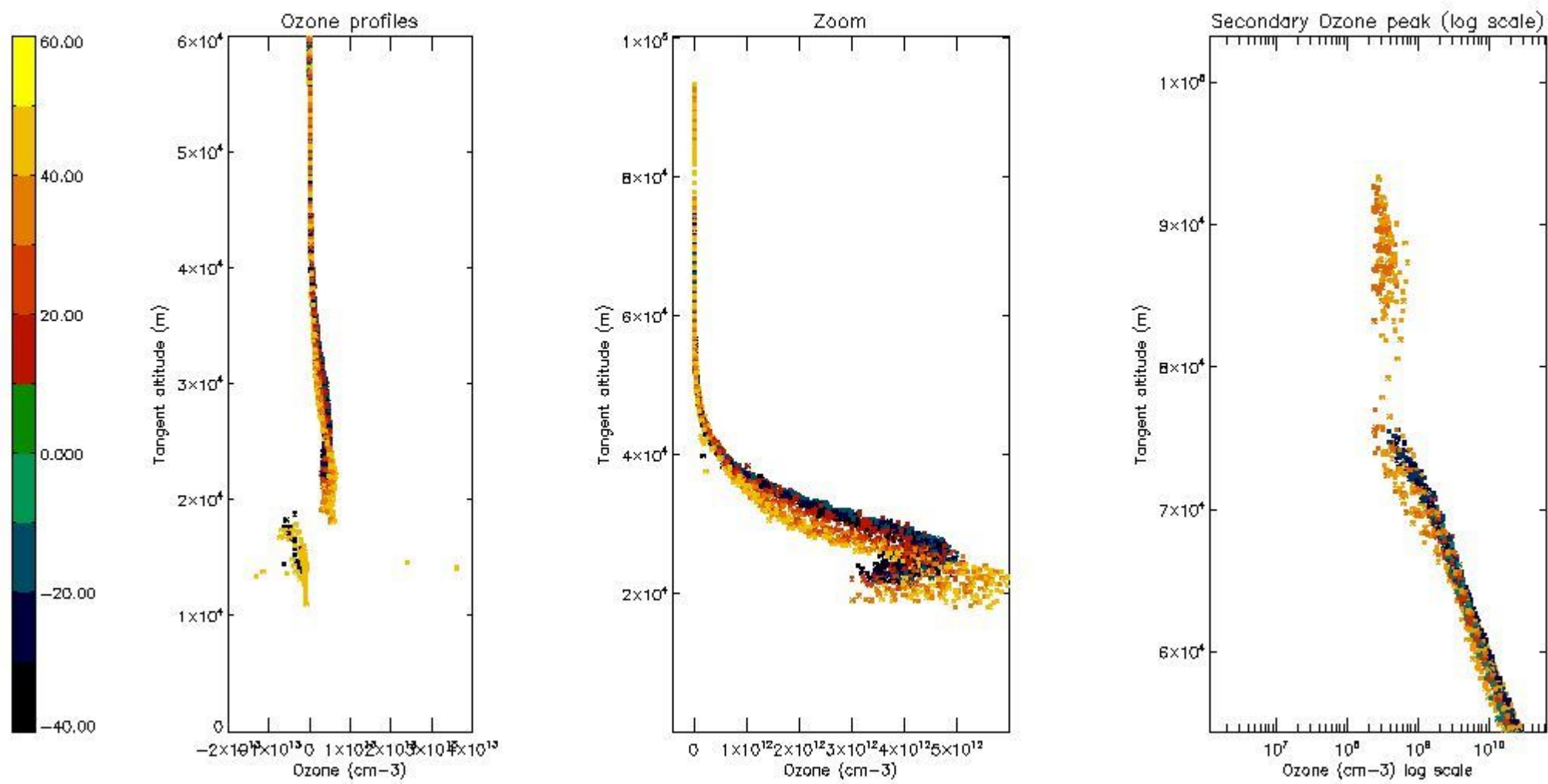
The colorbar represents the latitude.





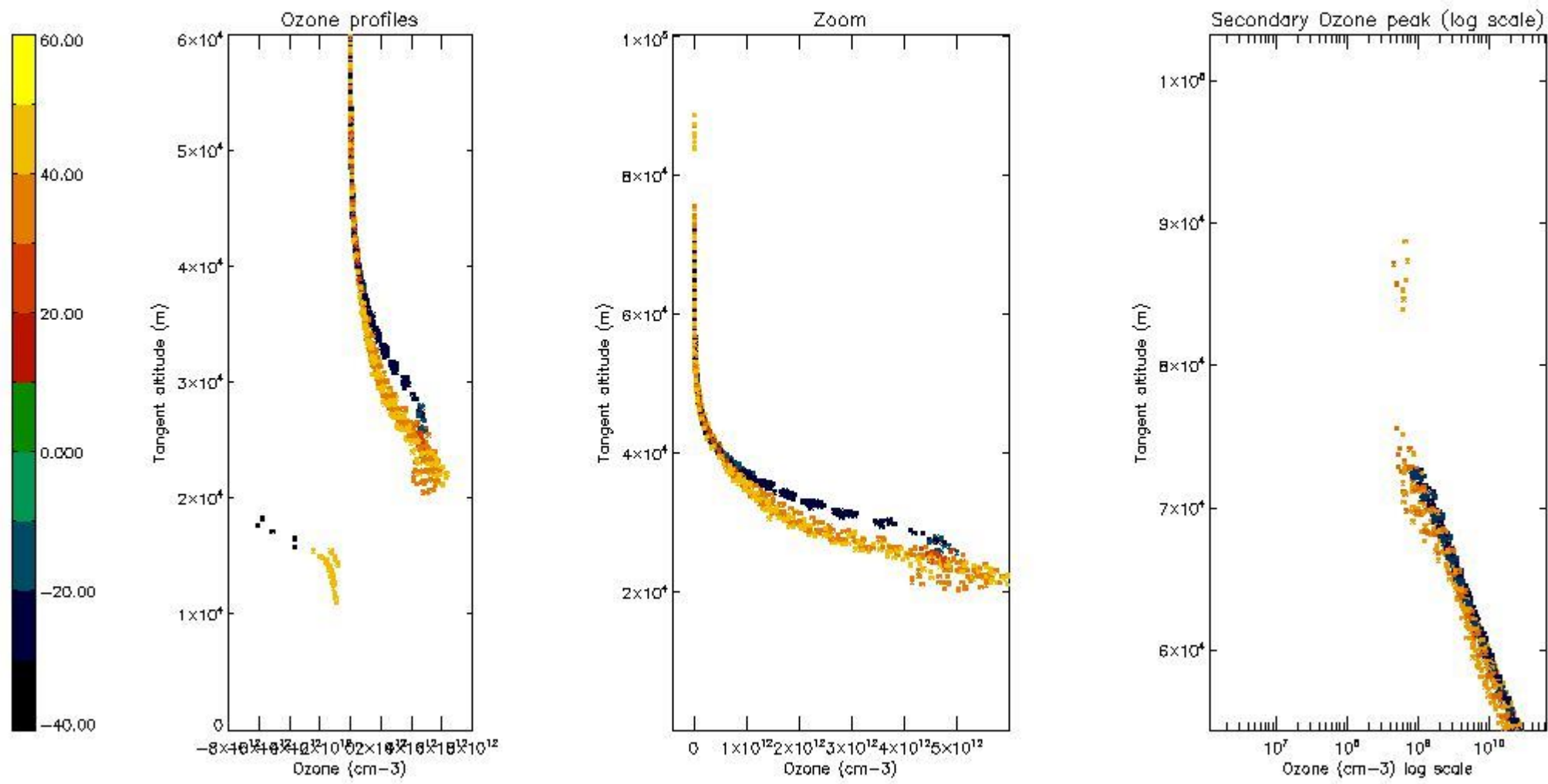
*5.4 Plot ozone profiles where  $STD < 10\%$  (dark without errors)*

The colorbar represents the latitude.



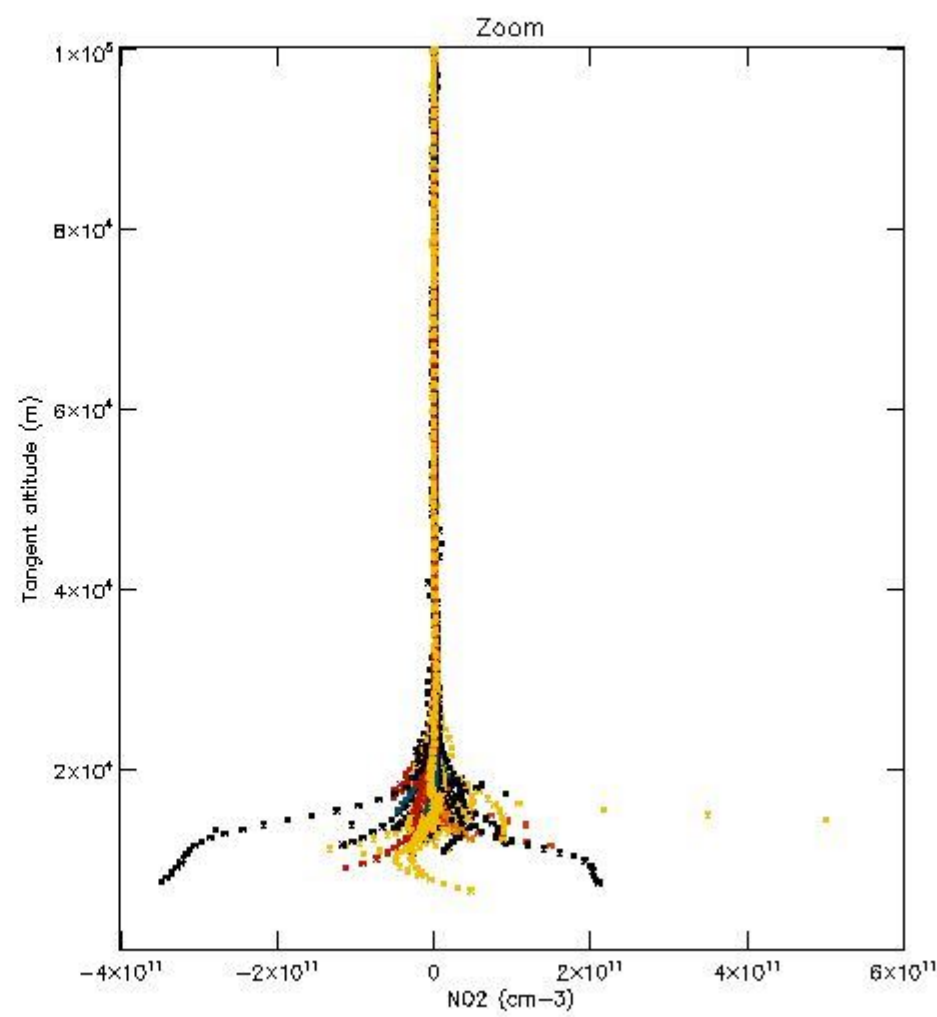
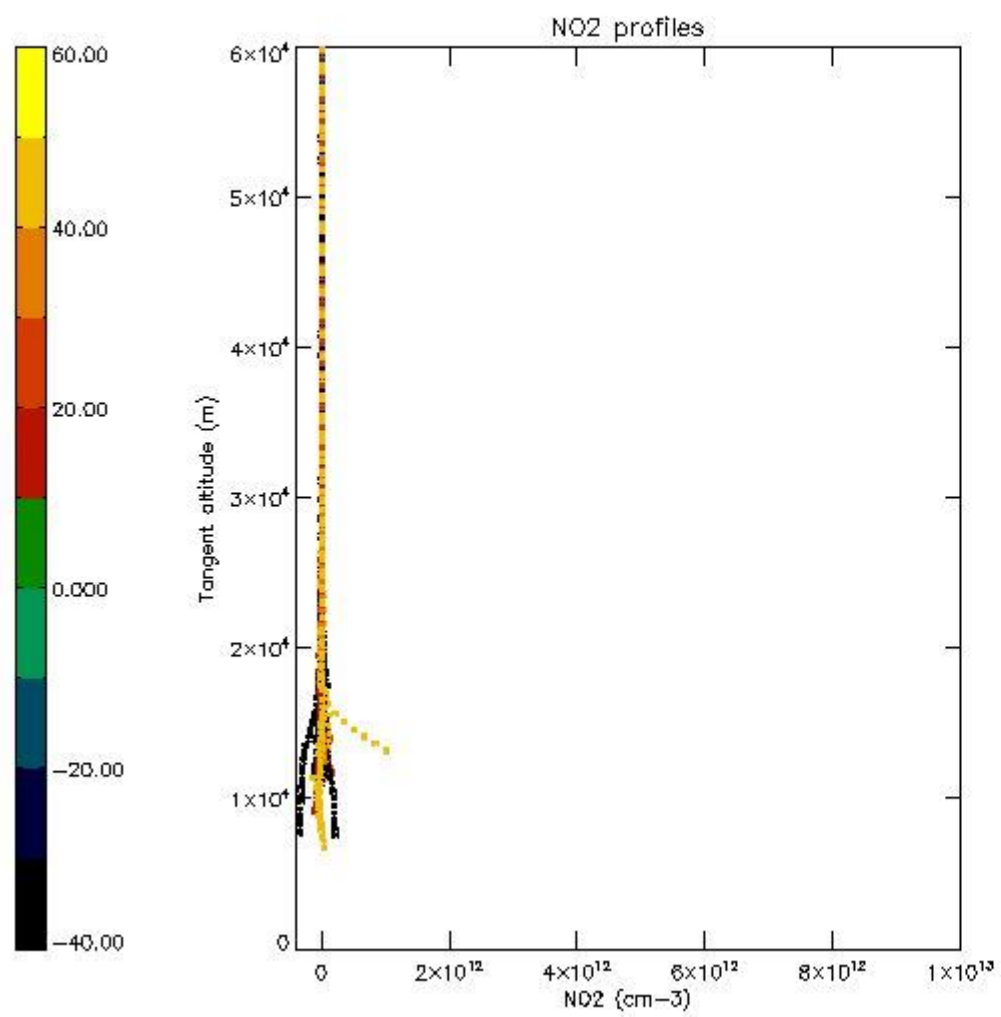
*5.5 Plot ozone profiles where STD < 5% (dark without errors)*

The colorbar represents the latitude.



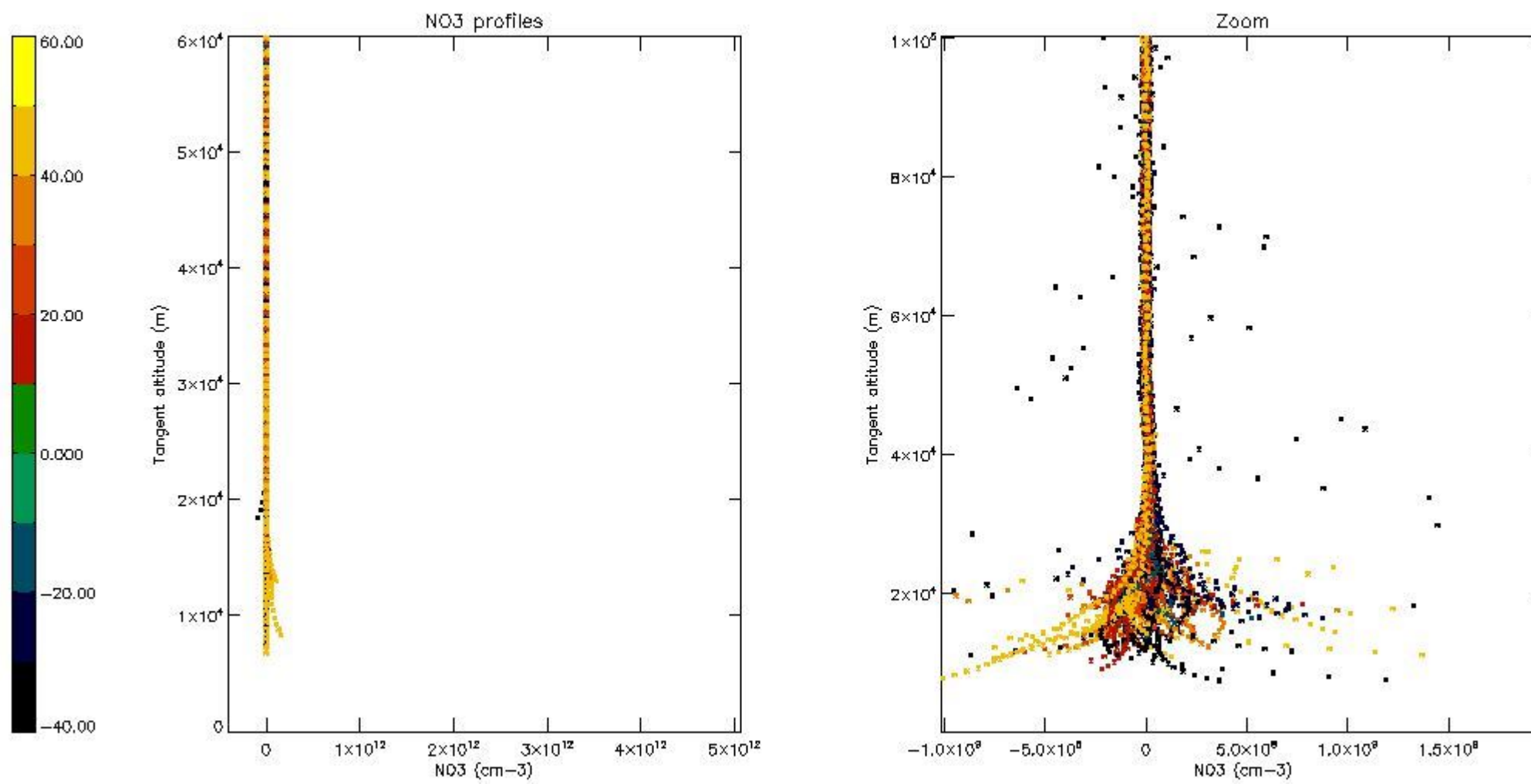
*5.6 Plot NO<sub>2</sub> profiles for all STD (dark without errors)*

The colorbar represents the latitude.



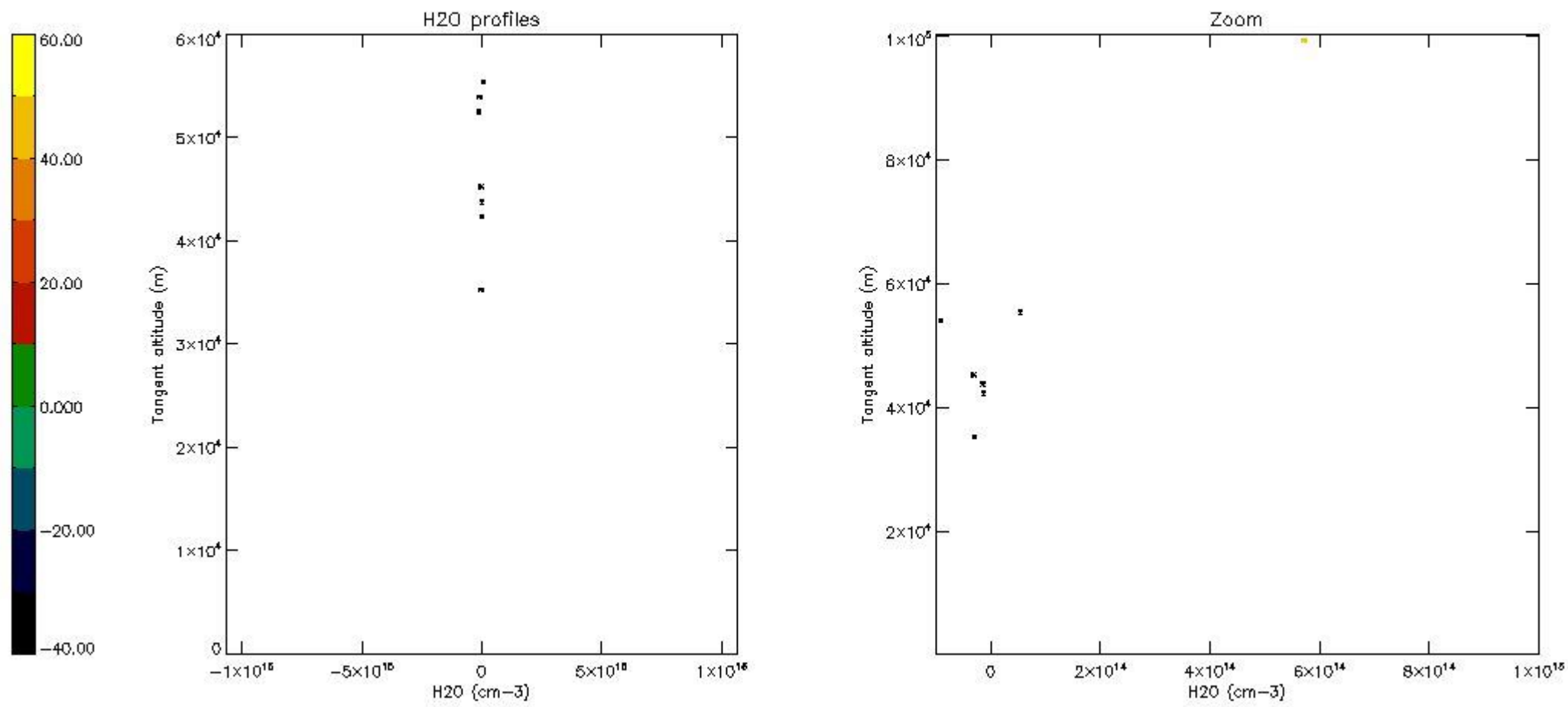
*5.7 Plot NO3 profiles for all STD (dark without errors)*

The colorbar represents the latitude.



5.8 Plot H2O profiles for all STD (only for occultations of stars 1,2,3,4,13,14,16,26,63 dark without errors)

The colorbar represents the latitude.



## 6. Auxiliary Data Files used for the production reported in section 2

The number reported in the third column indicates since which file (see list in section 2) the corresponding auxiliary file has been used. The fourth column is the date of those product files.

| Type                      | Auxiliary Filename  | Used since product | Used since product date |
|---------------------------|---|--------------------|-------------------------|
| INST_PHYS_CHARACTERISTICS | GOM_INS_AXVIEC20091111_143220_20030716_120000_20500101_000000 | 1                  | 01-JAN-2011 00:04:08    |
| LEVEL-2_PROC_CONFIG       | GOM_PR2_AXVIEC20091111_152718_20020301_000000_20500101_000000 | 1                  | 01-JAN-2011 00:04:08    |
| CROSS_SECTIONS_FILE       | GOM_CRS_AXVIEC20091111_154832_20020301_000000_20500101_000000 | 1                  | 01-JAN-2011 00:04:08    |

# GOMOS Level 2 Daily Report

## SUMMARY

### [1. General Info](#)

### [2. Summary of processed GOM\\_NL\\_2P products](#)

### [3. Level 2 Quality information per product](#)

#### [3.1 Plot of level 2 quality information per product \(time dependant\)](#)

#### [3.2 Plot of level 2 quality information per product \(world map\)](#)

### [4. Level 1 Quality information per product \(stored on level 2 products\)](#)

#### [4.1 Plot of level 1 quality information per product \(time dependant\)](#)

##### [4.1.1 Plot of level 1 quality information per product \(time dependant\): ASCENDING](#)

##### [4.1.2 Plot of level 1 quality information per product \(time dependant\): DESCENDING](#)

#### [4.2 Plot of level 1 quality information per product \(world map\)](#)

##### [4.2.1 Plot of level 1 quality information per product \(world map\): ASCENDING](#)

##### [4.2.2 Plot of level 1 quality information per product \(world map\): DESCENDING](#)

### [5. Ozone profiles based on quality statistics and other trace gas profiles](#)

#### [5.1 Ozone statistics based on quality of products](#)

#### [5.2 Plot ozone profiles for all STD \(dark without errors\)](#)

#### [5.3 Plot ozone profiles where STD < 20% \(dark without errors\)](#)

#### [5.4. Plot ozone profiles where STD < 10% \(dark without errors\)](#)

#### [5.5. Plot ozone profiles where STD < 5% \(dark without errors\)](#)

#### [5.6 Plot NO2 profiles for all STD \(dark without errors\)](#)

#### [5.7 Plot NO3 profiles for all STD \(dark without errors\)](#)

#### [5.8 Plot H2O profiles \(only for occultations of stars 1,2,3,4,13,14,16,26,63 dark without errors\) for all STD](#)

### [6. Auxiliary Data Files used for the production reported in section 2](#)

This report presents the daily analysis on parameters extracted from GOMOS level 2 data (GOM\_NL\_\_2P). It is intended to monitor some important parameters that will impact the quality of these products. A list of level 2 products (and content) that have arrived during the reporting day to the PCF is also given.

| Item                      | Value                           |
|---------------------------|---------------------------------|
| Time of report generation | 24APR2013 08:30:42              |
| Data source version       | GOMOS/6.01                      |
| Start time of products    | 01-01-2011 (01JAN2011 00:00:00) |
| Stop time of products     | 02-01-2011 (02JAN2011 00:00:00) |
| Store outputs in DB       | Yes                             |
| Nb of level 2 prods       | 418                             |
| Nb of prods with errors   | 0                               |

## 2. Summary of processed GOM\_NL\_\_2P products.

| Nr | Filename   | UTC Start time       | Limb           | Duration | Star Id | Star Name | Star Mag  | Star Temp | Nb Meas | Orbit | Prod. error |
|----|--|----------------------|----------------|----------|---------|-----------|-----------|-----------|---------|-------|-------------|
| 1  | GOM_NL__2PRFIN20110101_000408_000000473098_00074_46209_2187.N1 | 01-JAN-2011 00:04:08 | Dark           | 47.000   | 113     | Mu Vel    | 2.6920    | 5000.0    | 94      | 46209 | No          |
| 2  | GOM_NL__2PRFIN20110101_000642_000000413098_00074_46209_2188.N1 | 01-JAN-2011 00:06:42 | Dark           | 41.000   | 71      | lot Car   | 2.2460    | 7700.0    | 82      | 46209 | No          |
| 3  | GOM_NL__2PRFIN20110101_000836_000000463098_00074_46209_2189.N1 | 01-JAN-2011 00:08:36 | Dark           | 46.000   | 46      | Del Vel   | 1.9540    | 10600.    | 92      | 46209 | No          |
| 4  | GOM_NL__2PRFIN20110101_001126_000000453098_00074_46209_2190.N1 | 01-JAN-2011 00:11:26 | Dark           | 44.500   | 34      | Gam2Vel   | 1.7930    | 23000.    | 89      | 46209 | No          |
| 5  | GOM_NL__2PRFIN20110101_001337_000000483098_00074_46209_2191.N1 | 01-JAN-2011 00:13:37 | Dark           | 48.000   | 70      | Zet Pup   | 2.2460    | 39000.    | 96      | 46209 | No          |
| 6  | GOM_NL__2PRFIN20110101_001541_000000473098_00074_46209_2192.N1 | 01-JAN-2011 00:15:41 | Dark           | 47.000   | 117     | Pi Pup    | 2.7060    | 3800.0    | 94      | 46209 | No          |
| 7  | GOM_NL__2PRFIN20110101_001829_000000483098_00074_46209_2193.N1 | 01-JAN-2011 00:18:29 | Straylight     | 48.000   | 23      | 21Eps CMa | 1.5020    | 26000.    | 96      | 46209 | No          |
| 8  | GOM_NL__2PRFIN20110101_002001_000000433098_00074_46209_2194.N1 | 01-JAN-2011 00:20:01 | Straylight     | 43.000   | 179     | 24Omi2CMa | 3.0320    | 24000.    | 86      | 46209 | No          |
| 9  | GOM_NL__2PRFIN20110101_002229_000000393098_00074_46209_2195.N1 | 01-JAN-2011 00:22:29 | Straylight     | 39.000   | 1       | 9Alp CMa  | -1.4400   | 11000.    | 78      | 46209 | No          |
| 10 | GOM_NL__2PRFIN20110101_002458_000000433098_00074_46209_2196.N1 | 01-JAN-2011 00:24:58 | Straylight     | 42.500   | 56      | 53Kap Ori | 2.0650    | 30000.    | 85      | 46209 | No          |
| 11 | GOM_NL__2PRFIN20110101_002728_000000463098_00074_46209_2197.N1 | 01-JAN-2011 00:27:28 | Straylight     | 45.500   | 30      | 46Eps Ori | 1.6940    | 30000.    | 91      | 46209 | No          |
| 12 | GOM_NL__2PRFIN20110101_002958_000000563098_00074_46209_2198.N1 | 01-JAN-2011 00:29:58 | Tw_i_and_stray | 56.000   | 14      | 58Alp Ori | 0.87000   | 3000.0    | 112     | 46209 | No          |
| 13 | GOM_NL__2PRFIN20110101_003313_000000493098_00074_46209_2199.N1 | 01-JAN-2011 00:33:13 | Bright         | 49.000   | 44      | 24Gam Gem | 1.9280    | 11000.    | 98      | 46209 | No          |
| 14 | GOM_NL__2PRFIN20110101_003451_000000483098_00074_46209_2200.N1 | 01-JAN-2011 00:34:51 | Bright         | 47.500   | 151     | 13Mu Gem  | 2.8900    | 3000.0    | 95      | 46209 | No          |
| 15 | GOM_NL__2PRFIN20110101_003850_000000393098_00074_46209_2201.N1 | 01-JAN-2011 00:38:50 | Bright         | 39.000   | 107     | 37The Aur | 2.6490    | 11000.    | 78      | 46209 | No          |
| 16 | GOM_NL__2PRFIN20110101_004056_000000413098_00074_46209_2202.N1 | 01-JAN-2011 00:40:56 | Bright         | 40.500   | 6       | 13Alp Aur | 0.080000  | 3400.0    | 81      | 46209 | No          |
| 17 | GOM_NL__2PRFIN20110101_005730_000000393098_00074_46209_2203.N1 | 01-JAN-2011 00:57:30 | Bright         | 39.000   | 60      | 7Bet UMi  | 2.0810    | 3950.0    | 78      | 46209 | No          |
| 18 | GOM_NL__2PRFIN20110101_010108_000000483098_00074_46209_2204.N1 | 01-JAN-2011 01:01:08 | Bright         | 47.500   | 32      | 77Eps UMa | 1.7630    | 11000.    | 95      | 46209 | No          |
| 19 | GOM_NL__2PRFIN20110101_010425_000000663098_00074_46209_2205.N1 | 01-JAN-2011 01:04:25 | Bright         | 66.000   | 39      | 85Eta UMa | 1.8540    | 24000.    | 132     | 46209 | No          |
| 20 | GOM_NL__2PRFIN20110101_010829_000000513098_00074_46209_2206.N1 | 01-JAN-2011 01:08:29 | Bright         | 50.500   | 180     | 27Gam Boo | 3.0400    | 8000.0    | 101     | 46209 | No          |
| 21 | GOM_NL__2PRFIN20110101_011210_000000623098_00074_46209_2207.N1 | 01-JAN-2011 01:12:10 | Bright         | 62.000   | 83      |           | 2.3780    | 11000.    | 124     | 46209 | No          |
| 22 | GOM_NL__2PRFIN20110101_011526_000000533098_00074_46209_2208.N1 | 01-JAN-2011 01:15:26 | Bright         | 53.000   | 3       | 16Alp Boo | -0.050000 | 4250.0    | 106     | 46209 | No          |
| 23 | GOM_NL__2PRFIN20110101_012229_000000563098_00074_46209_2209.N1 | 01-JAN-2011 01:22:29 | Bright         | 55.500   | 104     | 27Bet Lib | 2.6140    | 13100.    | 111     | 46209 | No          |
| 24 | GOM_NL__2PRFIN20110101_012508_000000453098_00074_46209_2210.N1 | 01-JAN-2011 01:25:08 | Tw_i_and_stray | 45.000   | 122     | 9Alp2Lib  | 2.7470    | 9700.0    | 90      | 46209 | No          |
| 25 | GOM_NL__2PRFIN20110101_013200_000000433098_00074_46209_2211.N1 | 01-JAN-2011 01:32:00 | Dark           | 43.000   | 54      | 5The Cen  | 2.0550    | 4500.0    | 86      | 46209 | No          |
| 26 | GOM_NL__2PRFIN20110101_013629_000000413098_00075_46210_2212.N1 | 01-JAN-2011 01:36:29 | Dark           | 40.500   | 77      | Eps Cen   | 2.3030    | 28000.    | 81      | 46210 | No          |
| 27 | GOM_NL__2PRFIN20110101_013814_000000453098_00075_46210_2096.N1 | 01-JAN-2011 01:38:14 | Dark           | 45.000   | 64      | Gam Cen   | 2.2000    | 10600.    | 90      | 46210 | No          |
| 28 | GOM_NL__2PRFIN20110101_014423_000000483098_00075_46210_2097.N1 | 01-JAN-2011 01:44:23 | Dark           | 48.000   | 113     | Mu Vel    | 2.6920    | 5000.0    | 96      | 46210 | No          |
| 29 | GOM_NL__2PRFIN20110101_014656_000000493098_00075_46210_2098.N1 | 01-JAN-2011 01:46:56 | Dark           | 48.500   | 71      | lot Car   | 2.2460    | 7700.0    | 97      | 46210 | No          |
| 30 | GOM_NL__2PRFIN20110101_014850_000000433098_00075_46210_2099.N1 | 01-JAN-2011 01:48:50 | Dark           | 42.500   | 46      | Del Vel   | 1.9540    | 10600.    | 85      | 46210 | No          |
| 31 | GOM_NL__2PRFIN20110101_015141_000000493098_00075_46210_2100.N1 | 01-JAN-2011 01:51:41 | Dark           | 48.500   | 34      | Gam2Vel   | 1.7930    | 23000.    | 97      | 46210 | No          |
| 32 | GOM_NL__2PRFIN20110101_015352_000000503098_00075_46210_2101.N1 | 01-JAN-2011 01:53:52 | Dark           | 49.500   | 70      | Zet Pup   | 2.2460    | 39000.    | 99      | 46210 | No          |
| 33 | GOM_NL__2PRFIN20110101_015556_000000493098_00075_46210_2102.N1 | 01-JAN-2011 01:55:56 | Dark           | 49.000   | 117     | Pi Pup    | 2.7060    | 3800.0    | 98      | 46210 | No          |
| 34 | GOM_NL__2PRFIN20110101_015843_000000473098_00075_46210_2103.N1 | 01-JAN-2011 01:58:43 | Straylight     | 47.000   | 23      | 21Eps CMa | 1.5020    | 26000.    | 94      | 46210 | No          |
| 35 | GOM_NL__2PRFIN20110101_020015_000000453098_00075_46210_2104.N1 | 01-JAN-2011 02:00:15 | Straylight     | 45.000   | 179     | 24Omi2CMa | 3.0320    | 24000.    | 90      | 46210 | No          |
| 36 | GOM_NL__2PRFIN20110101_020243_000000533098_00075_46210_2105.N1 | 01-JAN-2011 02:02:43 | Straylight     | 53.000   | 1       | 9Alp CMa  | -1.4400   | 11000.    | 106     | 46210 | No          |
| 37 | GOM_NL__2PRFIN20110101_020512_000000433098_00075_46210_2106.N1 | 01-JAN-2011 02:05:12 | Straylight     | 42.500   | 56      | 53Kap Ori | 2.0650    | 30000.    | 85      | 46210 | No          |
| 38 | GOM_NL__2PRFIN20110101_020742_000000463098_00075_46210_2107.N1 | 01-JAN-2011 02:07:42 | Straylight     | 45.500   | 30      | 46Eps Ori | 1.6940    | 30000.    | 91      | 46210 | No          |
| 39 | GOM_NL__2PRFIN20110101_021012_000000553098_00075_46210_2108.N1 | 01-JAN-2011 02:10:12 | Tw_i_and_stray | 55.000   | 14      | 58Alp Ori | 0.87000   | 3000.0    | 110     | 46210 | No          |
| 40 | GOM_NL__2PRFIN20110101_021326_000000493098_00075_46210_2109.N1 | 01-JAN-2011 02:13:26 | Bright         | 48.500   | 44      | 24Gam Gem | 1.9280    | 11000.    | 97      | 46210 | No          |
| 41 | GOM_NL__2PRFIN20110101_021505_000000483098_00075_46210_2110.N1 | 01-JAN-2011 02:15:05 | Bright         | 48.000   | 151     | 13Mu Gem  | 2.8900    | 3000.0    | 96      | 46210 | No          |
| 42 | GOM_NL__2PRFIN20110101_021904_000000393098_00075_46210_2111.N1 | 01-JAN-2011 02:19:04 | Bright         | 39.000   | 107     | 37The Aur | 2.6490    | 11000.    | 78      | 46210 | No          |













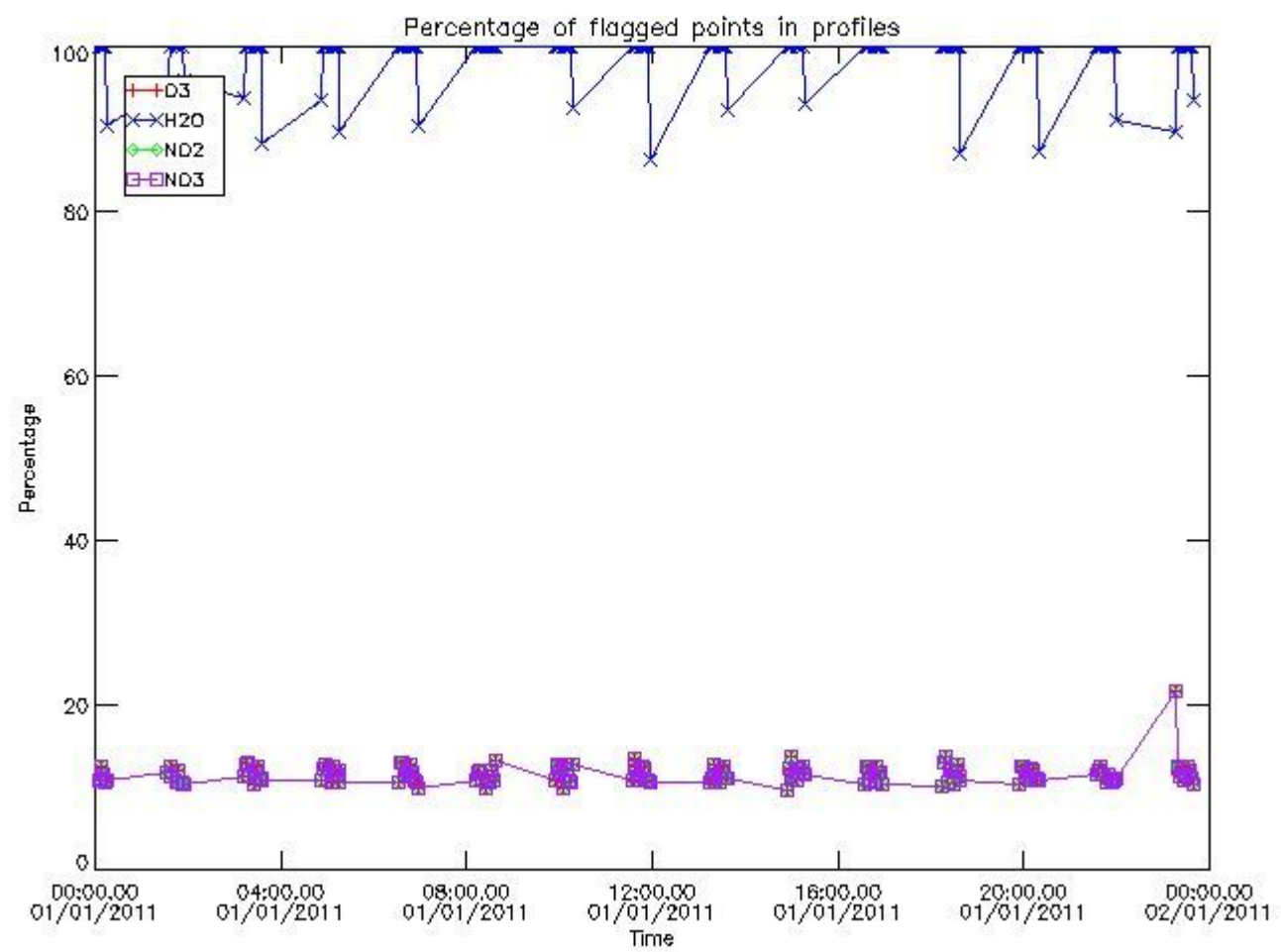


|     |  |                      |               |        |     |           |           |        |     |       |    |
|-----|--|----------------------|---------------|--------|-----|-----------|-----------|--------|-----|-------|----|
| 397 | GOM_NL__2PRFIN20110101_225834_000000553098_00087_46222_2514.N1 | 01-JAN-2011 22:58:34 | Bright        | 54.500 | 3   | 16Alp Boo | -0.050000 | 4250.0 | 109 | 46222 | No |
| 398 | GOM_NL__2PRFIN20110101_230033_000000373098_00087_46222_2515.N1 | 01-JAN-2011 23:00:33 | Bright        | 37.000 | 102 | 24Alp Ser | 2.6000    | 4250.0 | 74  | 46222 | No |
| 399 | GOM_NL__2PRFIN20110101_230538_000000573098_00087_46222_2516.N1 | 01-JAN-2011 23:05:38 | Bright        | 56.500 | 104 | 27Bet Lib | 2.6140    | 13100. | 113 | 46222 | No |
| 400 | GOM_NL__2PRFIN20110101_230818_000000473098_00087_46222_2517.N1 | 01-JAN-2011 23:08:18 | Twl_and_stray | 47.000 | 122 | 9Alp2Lib  | 2.7470    | 9700.0 | 94  | 46222 | No |
| 401 | GOM_NL__2PRFIN20110101_231512_000000543098_00087_46222_2518.N1 | 01-JAN-2011 23:15:12 | Dark          | 54.000 | 54  | 5The Cen  | 2.0550    | 4500.0 | 108 | 46222 | No |
| 402 | GOM_NL__2PRFIN20110101_231756_000000413098_00087_46222_2519.N1 | 01-JAN-2011 23:17:56 | Dark          | 41.000 | 95  | Zet Cen   | 2.5450    | 26000. | 82  | 46222 | No |
| 403 | GOM_NL__2PRFIN20110101_231939_000000423098_00088_46223_2523.N1 | 01-JAN-2011 23:19:39 | Dark          | 41.500 | 77  | Eps Cen   | 2.3030    | 28000. | 83  | 46223 | No |
| 404 | GOM_NL__2PRFIN20110101_232127_000000453098_00088_46223_2524.N1 | 01-JAN-2011 23:21:27 | Dark          | 45.000 | 64  | Gam Cen   | 2.2000    | 10600. | 90  | 46223 | No |
| 405 | GOM_NL__2PRFIN20110101_232737_000000473098_00088_46223_2525.N1 | 01-JAN-2011 23:27:37 | Dark          | 47.000 | 113 | Mu Vel    | 2.6920    | 5000.0 | 94  | 46223 | No |
| 406 | GOM_NL__2PRFIN20110101_233006_000000443098_00088_46223_2526.N1 | 01-JAN-2011 23:30:06 | Dark          | 44.000 | 71  | lot Car   | 2.2460    | 7700.0 | 88  | 46223 | No |
| 407 | GOM_NL__2PRFIN20110101_233200_000000413098_00088_46223_2527.N1 | 01-JAN-2011 23:32:00 | Dark          | 41.000 | 46  | Del Vel   | 1.9540    | 10600. | 82  | 46223 | No |
| 408 | GOM_NL__2PRFIN20110101_233450_000000433098_00088_46223_2528.N1 | 01-JAN-2011 23:34:50 | Dark          | 42.500 | 34  | Gam2Vel   | 1.7930    | 23000. | 85  | 46223 | No |
| 409 | GOM_NL__2PRFIN20110101_233701_000000463098_00088_46223_2529.N1 | 01-JAN-2011 23:37:01 | Dark          | 45.500 | 70  | Zet Pup   | 2.2460    | 39000. | 91  | 46223 | No |
| 410 | GOM_NL__2PRFIN20110101_233903_000000553098_00088_46223_2530.N1 | 01-JAN-2011 23:39:03 | Dark          | 54.500 | 117 | Pi Pup    | 2.7060    | 3800.0 | 109 | 46223 | No |
| 411 | GOM_NL__2PRFIN20110101_234149_000000463098_00088_46223_2531.N1 | 01-JAN-2011 23:41:49 | Straylight    | 46.000 | 23  | 21Eps CMa | 1.5020    | 26000. | 92  | 46223 | No |
| 412 | GOM_NL__2PRFIN20110101_234320_000000403098_00088_46223_2532.N1 | 01-JAN-2011 23:43:20 | Straylight    | 39.500 | 179 | 24Omi2CMa | 3.0320    | 24000. | 79  | 46223 | No |
| 413 | GOM_NL__2PRFIN20110101_234547_000000513098_00088_46223_2533.N1 | 01-JAN-2011 23:45:47 | Straylight    | 50.500 | 1   | 9Alp CMa  | -1.4400   | 11000. | 101 | 46223 | No |
| 414 | GOM_NL__2PRFIN20110101_234816_000000413098_00088_46223_2534.N1 | 01-JAN-2011 23:48:16 | Straylight    | 41.000 | 56  | 53Kap Ori | 2.0650    | 30000. | 82  | 46223 | No |
| 415 | GOM_NL__2PRFIN20110101_235031_000000443098_00088_46223_2535.N1 | 01-JAN-2011 23:50:31 | Straylight    | 44.000 | 33  | 50Zet Ori | 1.7660    | 30000. | 88  | 46223 | No |
| 416 | GOM_NL__2PRFIN20110101_235314_000000543098_00088_46223_2536.N1 | 01-JAN-2011 23:53:14 | Twl_and_stray | 54.000 | 14  | 58Alp Ori | 0.87000   | 3000.0 | 108 | 46223 | No |
| 417 | GOM_NL__2PRFIN20110101_235625_000000513098_00088_46223_2537.N1 | 01-JAN-2011 23:56:25 | Bright        | 50.500 | 44  | 24Gam Gem | 1.9280    | 11000. | 101 | 46223 | No |
| 418 | GOM_NL__2PRFIN20110101_235803_000000563098_00088_46223_2538.N1 | 01-JAN-2011 23:58:03 | Bright        | 56.000 | 151 | 13Mu Gem  | 2.8900    | 3000.0 | 112 | 46223 | No |

### 3. Quality information per product

In this section it is plotted some information contained in the Quality Summary data set of the level 2 products. Only products in dark limb conditions and without errors (error flag in the MPH set to "0") are used.

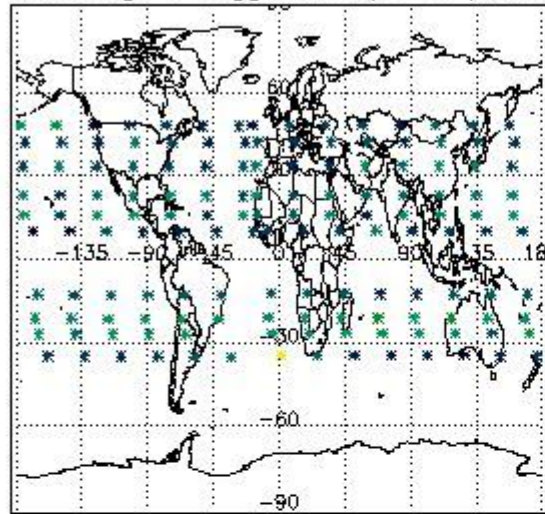
#### 3.1 Plot quality information per product (time dependant)



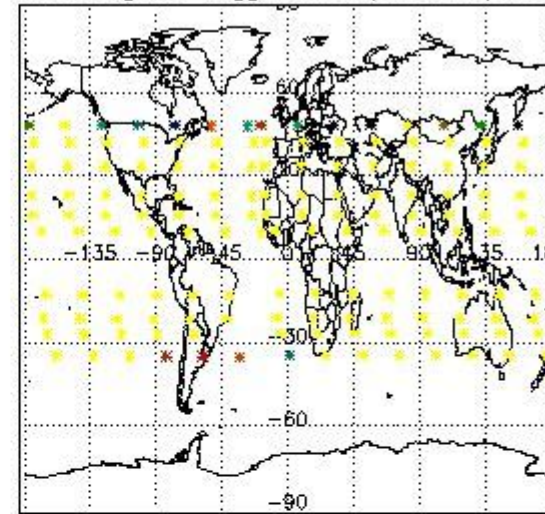
*3.2 Plot quality information per product (world map)*




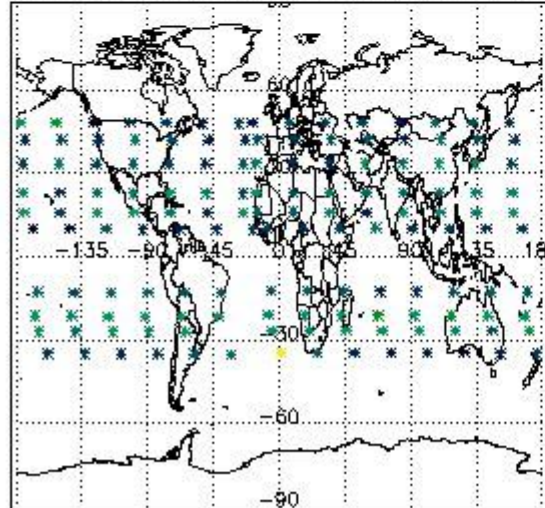
Percentage of flagged data per O3 profile



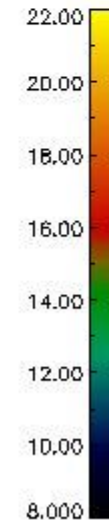
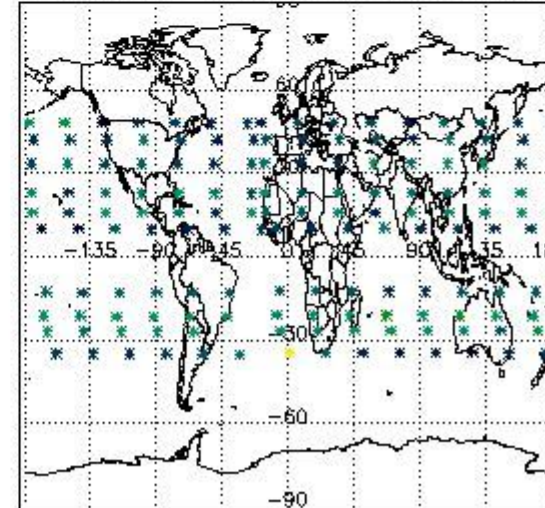
Percentage of flagged data per H2O profile



Percentage of flagged data per NO2 profile



Percentage of flagged data per NO3 profile

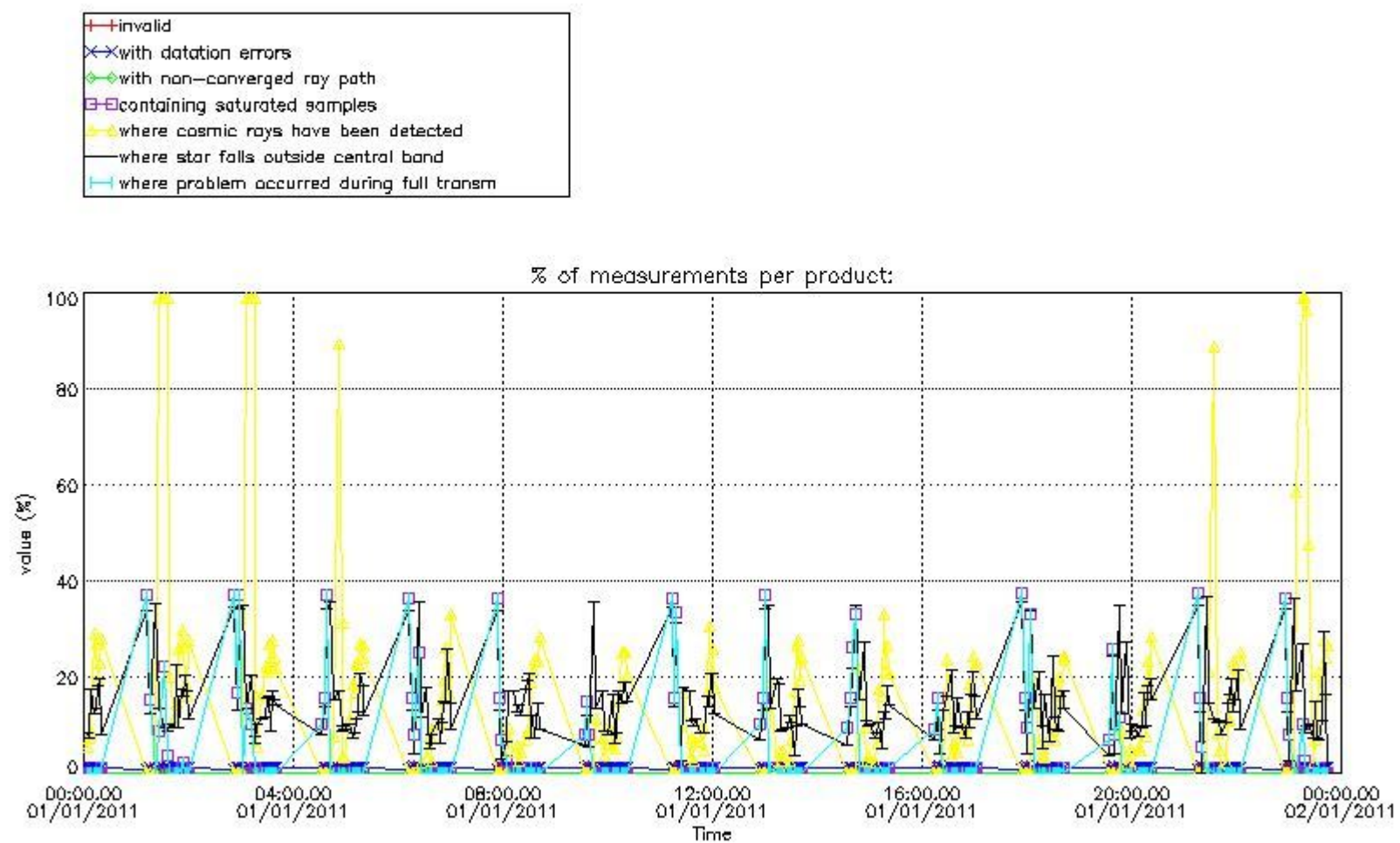


#### 4. Level 1 quality information per product

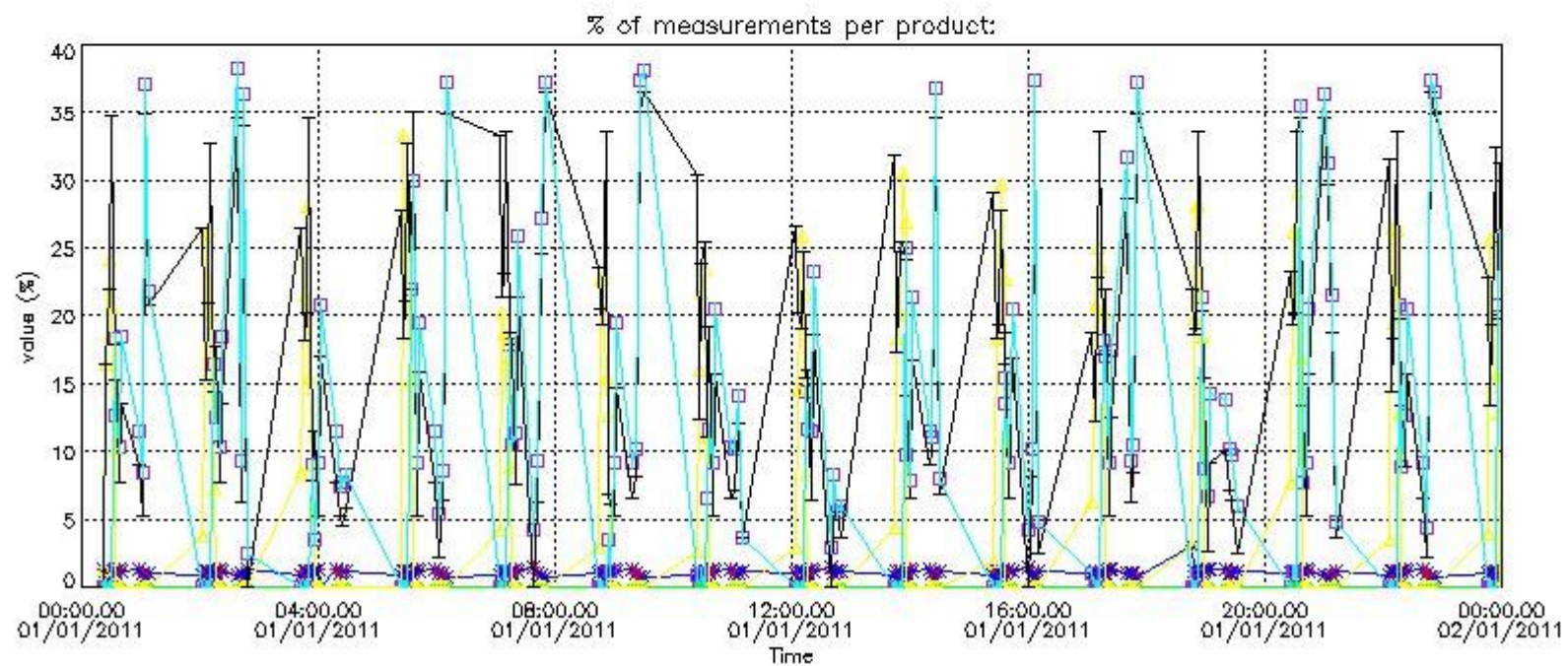
In this section it is plotted some information contained in the Quality Summary data set of the level 2 products that comes from the level 1b processing. Products without errors (error flag in the MPH set to "0") are used.

##### 4.1 Plot quality information per product (time dependant) coming from level 1b processing

##### 4.1.1 Plot level 1 quality information per product (time dependant): ENVISAT ASCENDING passes

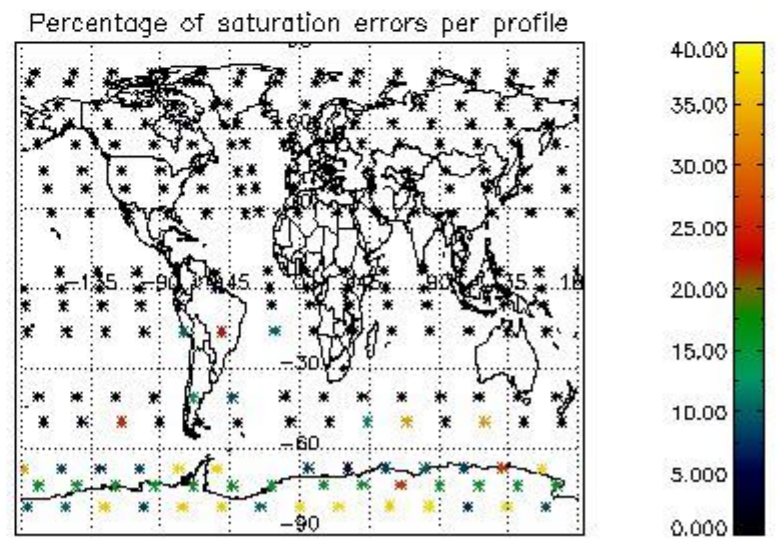
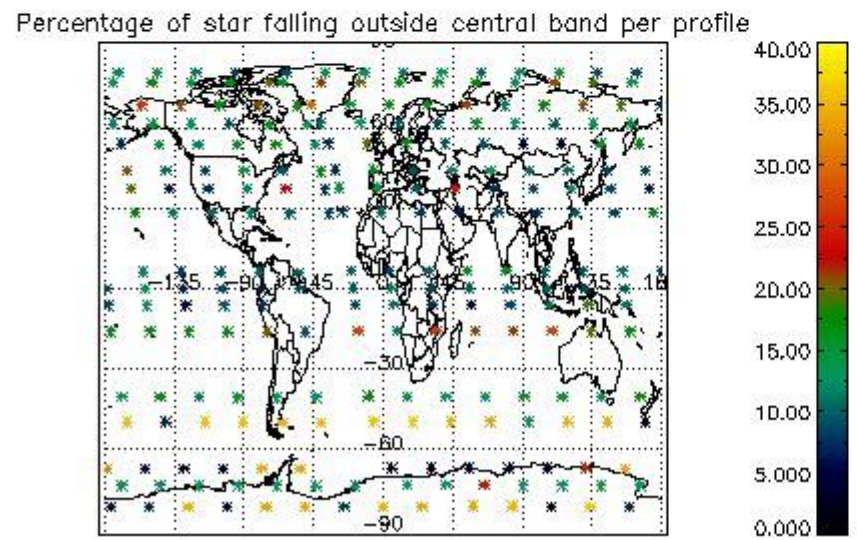
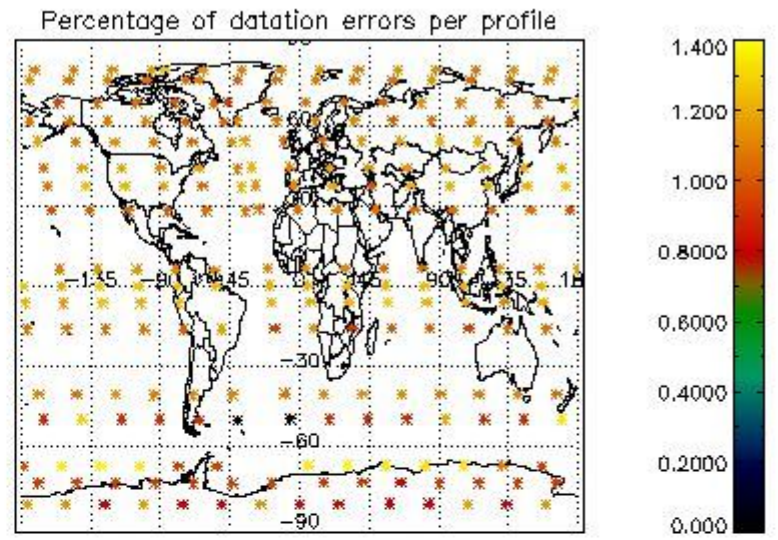
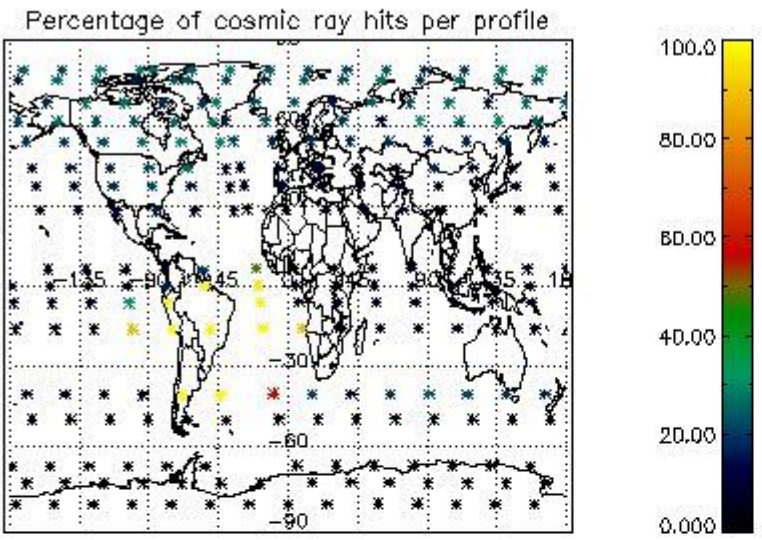


4.1.2 Plot level 1 quality information per product (time dependant): ENVISAT DESCENDING passes

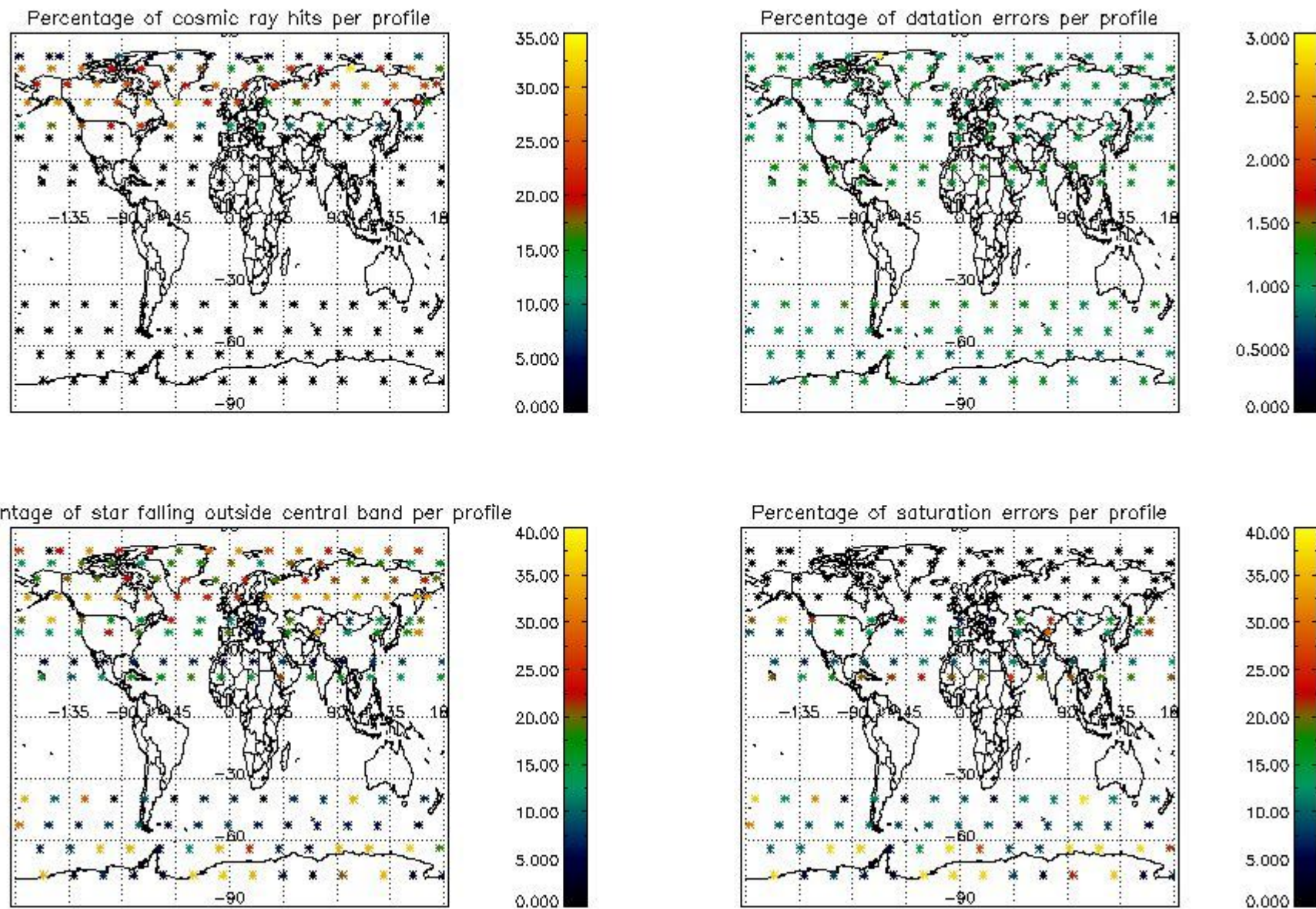


4.2 Plot quality information per product coming from level 1b processing (world map)

4.2.1 Plot level 1 quality information per product (world map): ENVI SAT ASCENDING passes



4.2.2 Plot level 1 quality information per product (world map): ENVISAT DESCENDING passes



## 5. Trace gas profiles

### 5.1 Ozone statistics based on quality of products

The final quality of the products can be "measured" using the STD (Standard Deviation) attached to every point profile. This information is written to the parameter GOM\_NL\_\_2P/NL\_LOCAL\_SPECIES\_DENSITY/o3\_std of the level 2 products. The table below shows the statistics for given STD ranges.

The statistics are given with respect to the overall valid production:

- Products without fatal errors: GOM\_NL\_\_2P/MPH/PRODUCT\_ERR=0
- Valid point profile: GOM\_NL\_\_2P/NL\_LOCAL\_SPECIES\_DENSITY/pcd(0)=0

The 'Criteria' is applied to valid points of dark limb products:

- Products in dark limb illumination condition: GOM\_NL\_\_2P/NL\_SUMMARY\_QUALITY/obs\_ill\_cond=0
- Products without fatal errors: GOM\_NL\_\_2P/MPH/PRODUCT\_ERR=0
- Valid point profile: GOM\_NL\_\_2P/NL\_LOCAL\_SPECIES\_DENSITY/pcd(0)=0

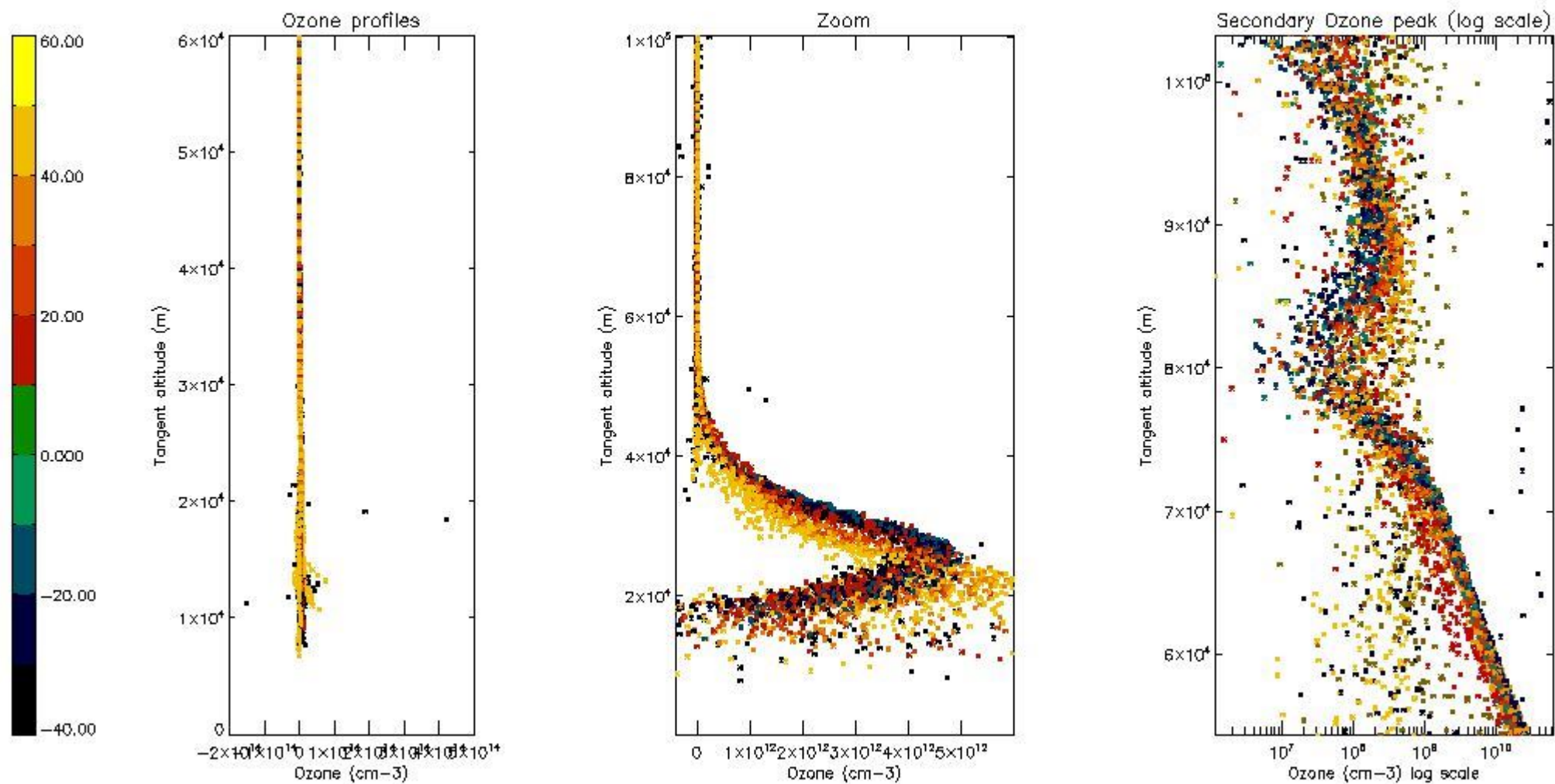
So, the table below shows the percentage of dark limb and valid observations for each criteria with respect to the overall valid daily observations.

| Criteria | % of total production |
|----------|-----------------------|
| All STD  | 34                    |
| STD < 20 | 16                    |

|          |    |
|----------|----|
| STD < 10 | 12 |
| STD < 5  | 7  |

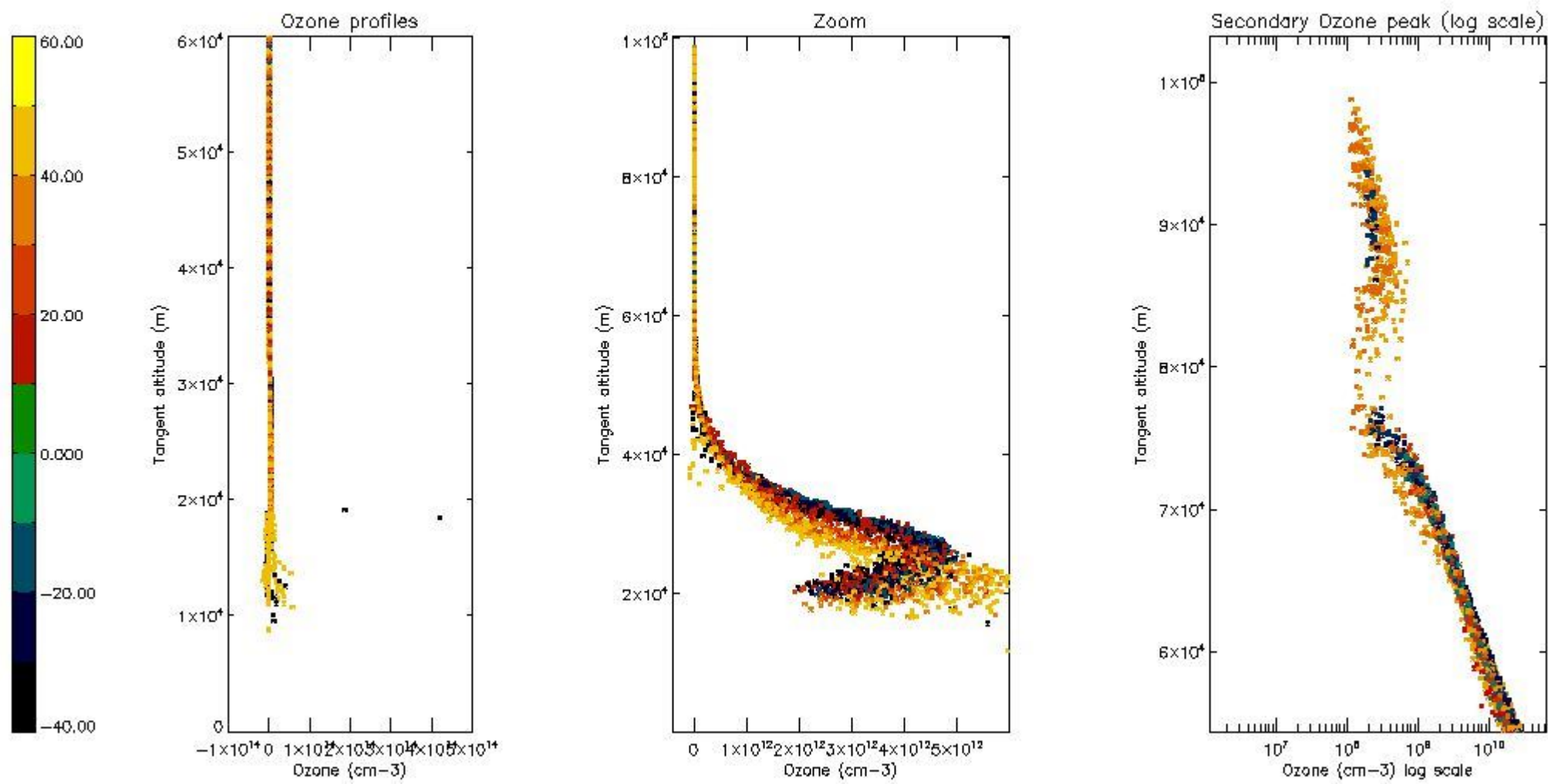
5.2 Plot ozone profiles for all STD (dark without errors)

The colorbar represents the latitude.



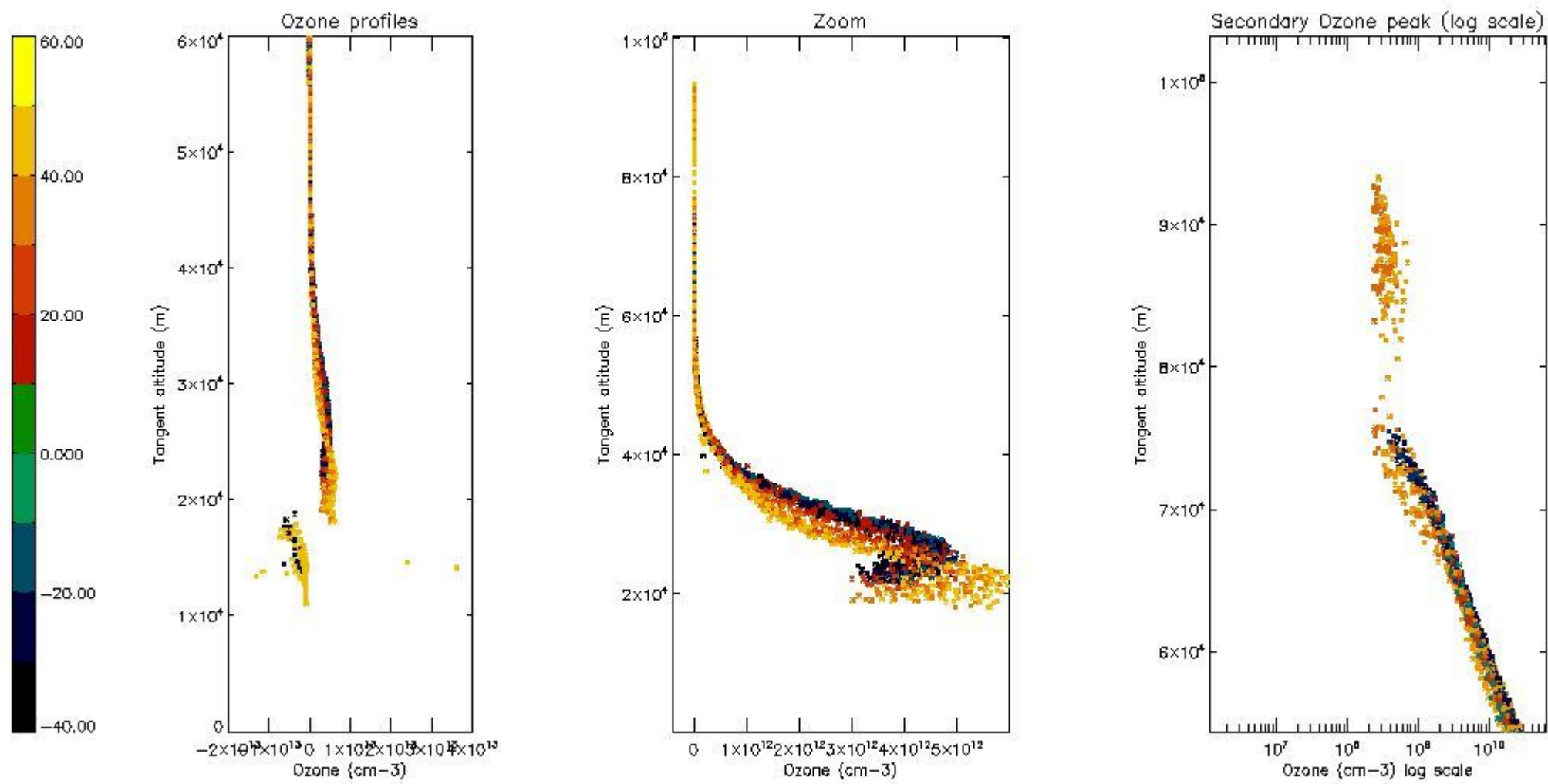
5.3 Plot ozone profiles where STD < 20% (dark without errors)

The colorbar represents the latitude.



*5.4 Plot ozone profiles where STD < 10% (dark without errors)*

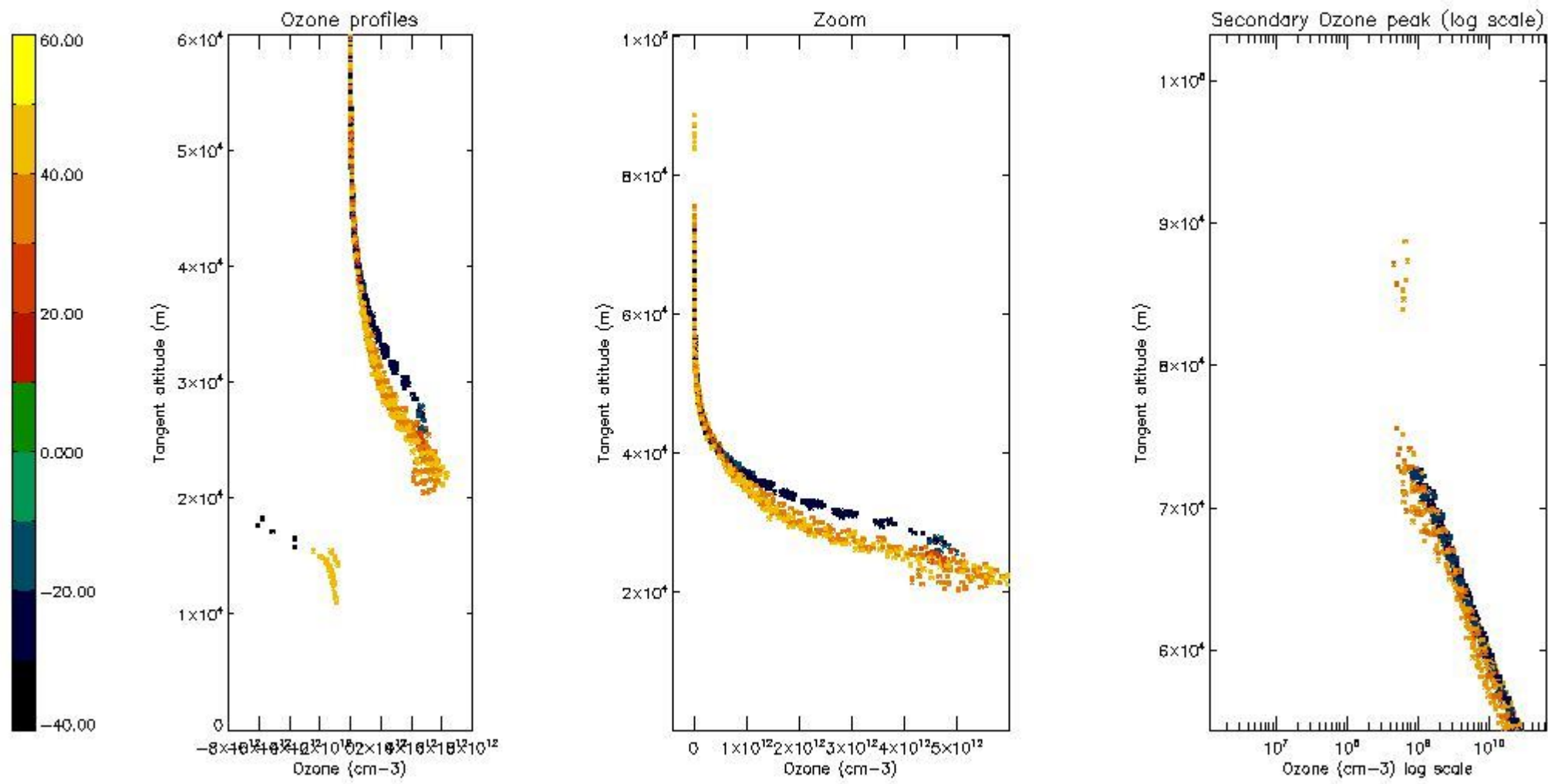
The colorbar represents the latitude.



*5.5 Plot ozone profiles where STD < 5% (dark without errors)*

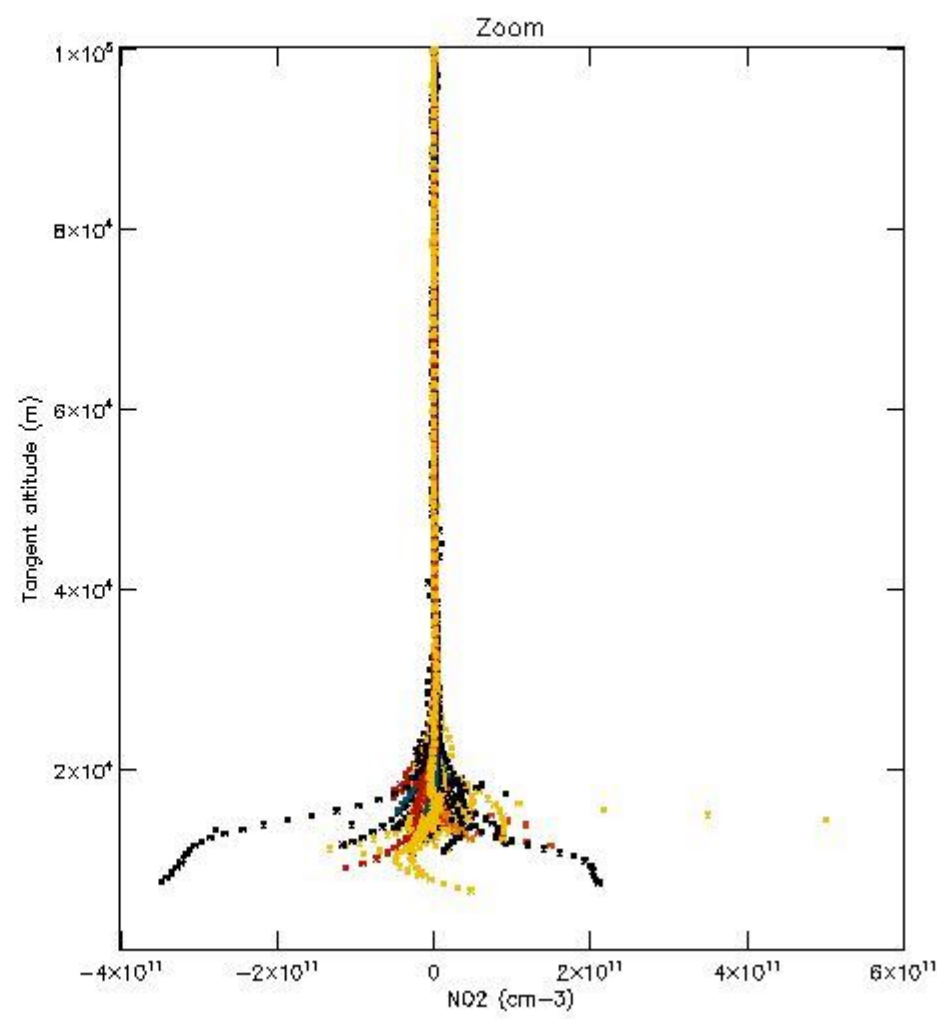
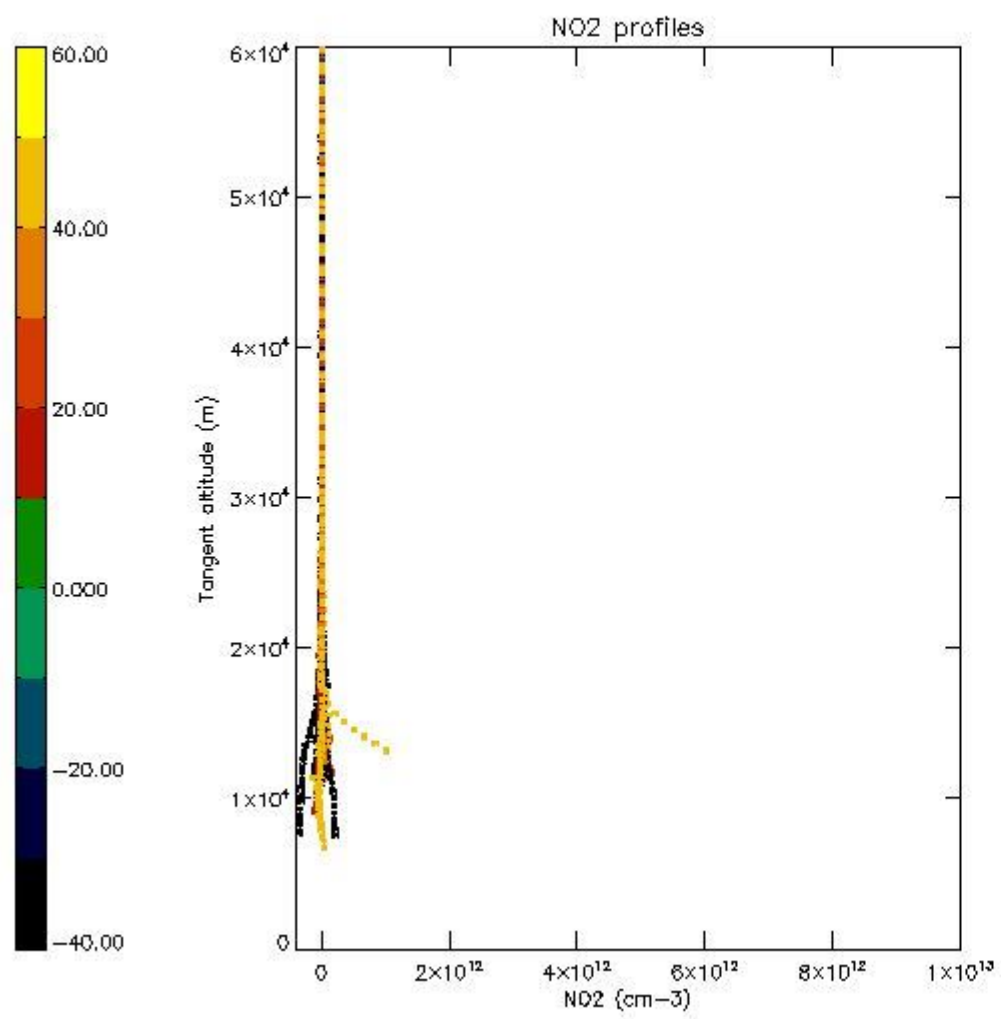
The colorbar represents the latitude.





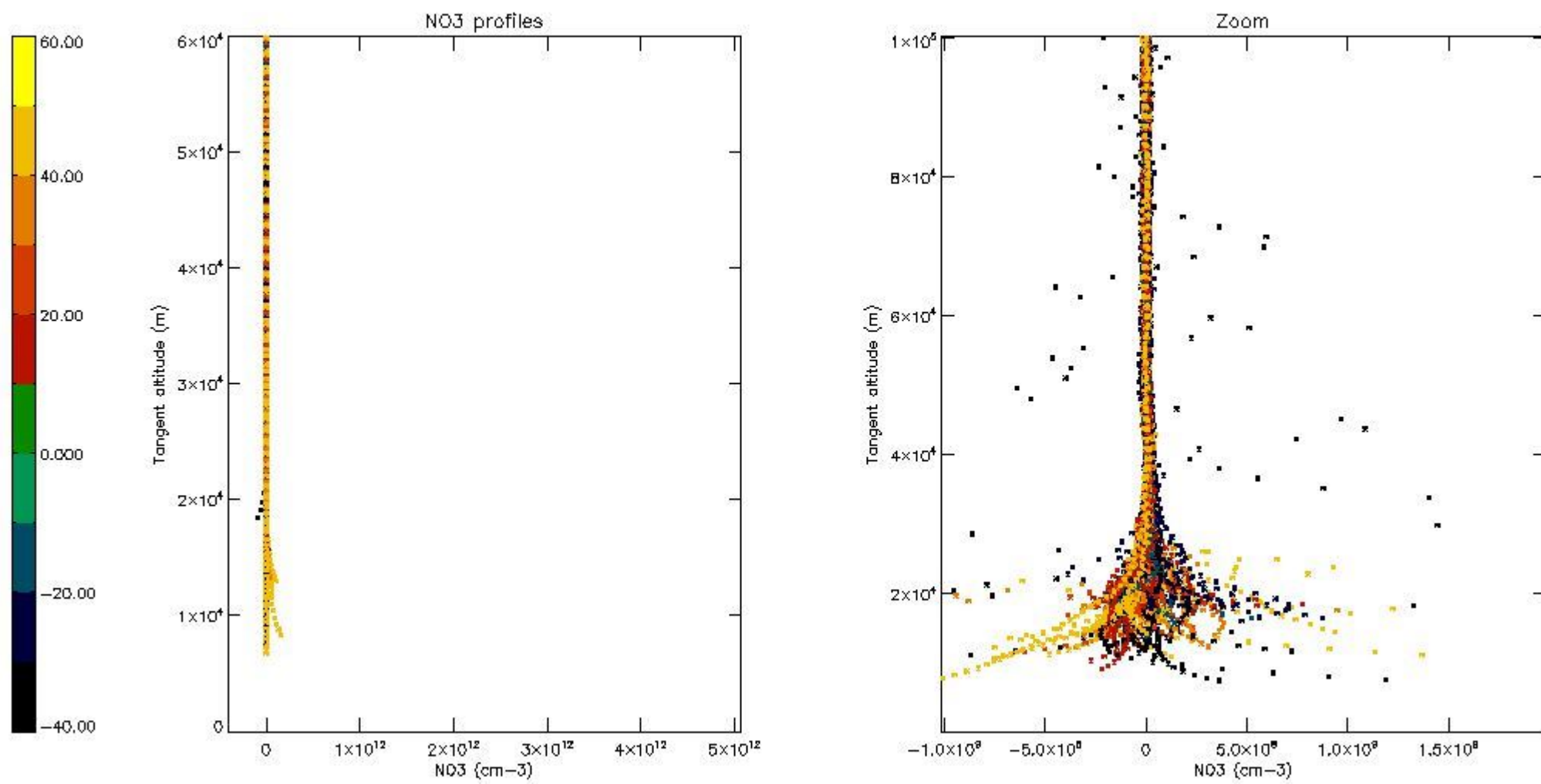
*5.6 Plot NO<sub>2</sub> profiles for all STD (dark without errors)*

The colorbar represents the latitude.



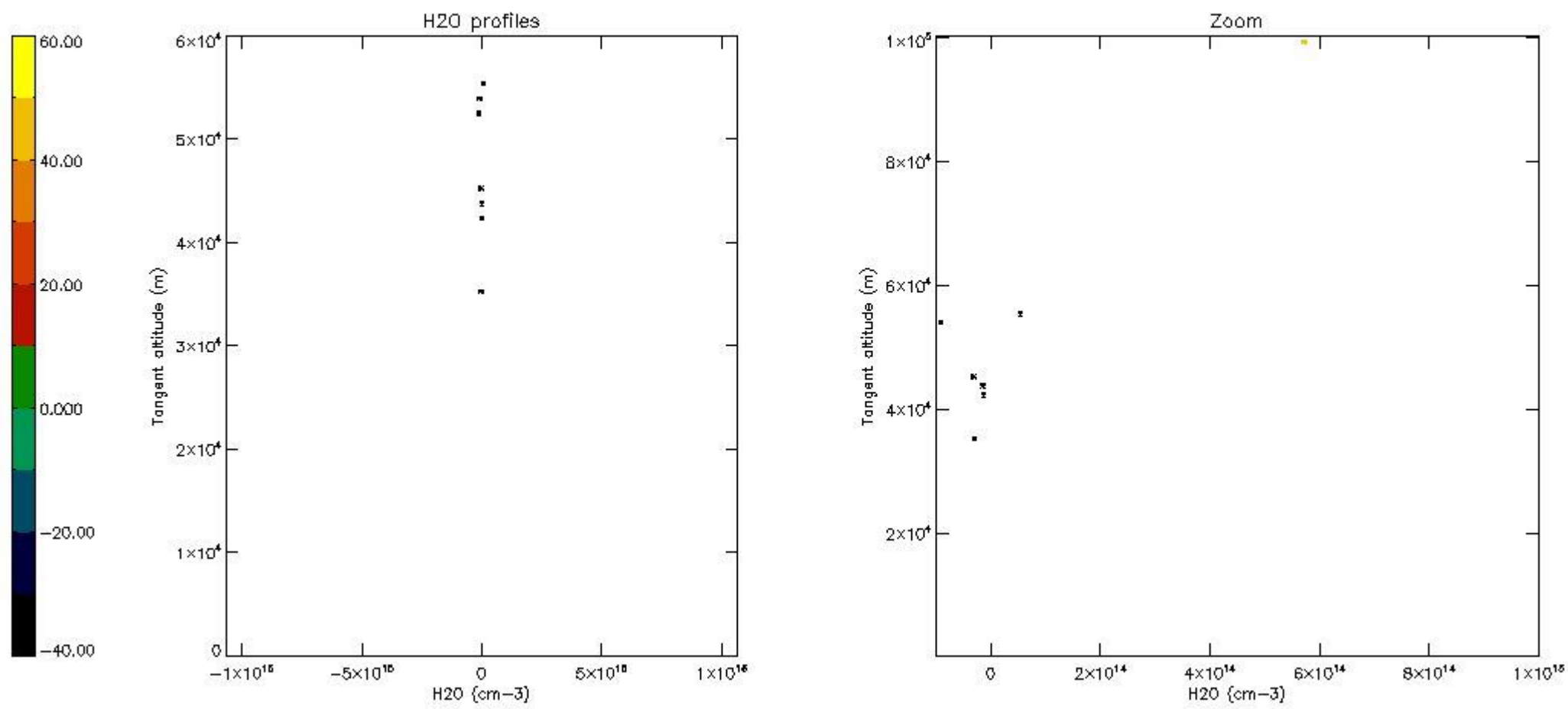
*5.7 Plot NO3 profiles for all STD (dark without errors)*

The colorbar represents the latitude.



5.8 Plot H2O profiles for all STD (only for occultations of stars 1,2,3,4,13,14,16,26,63 dark without errors)

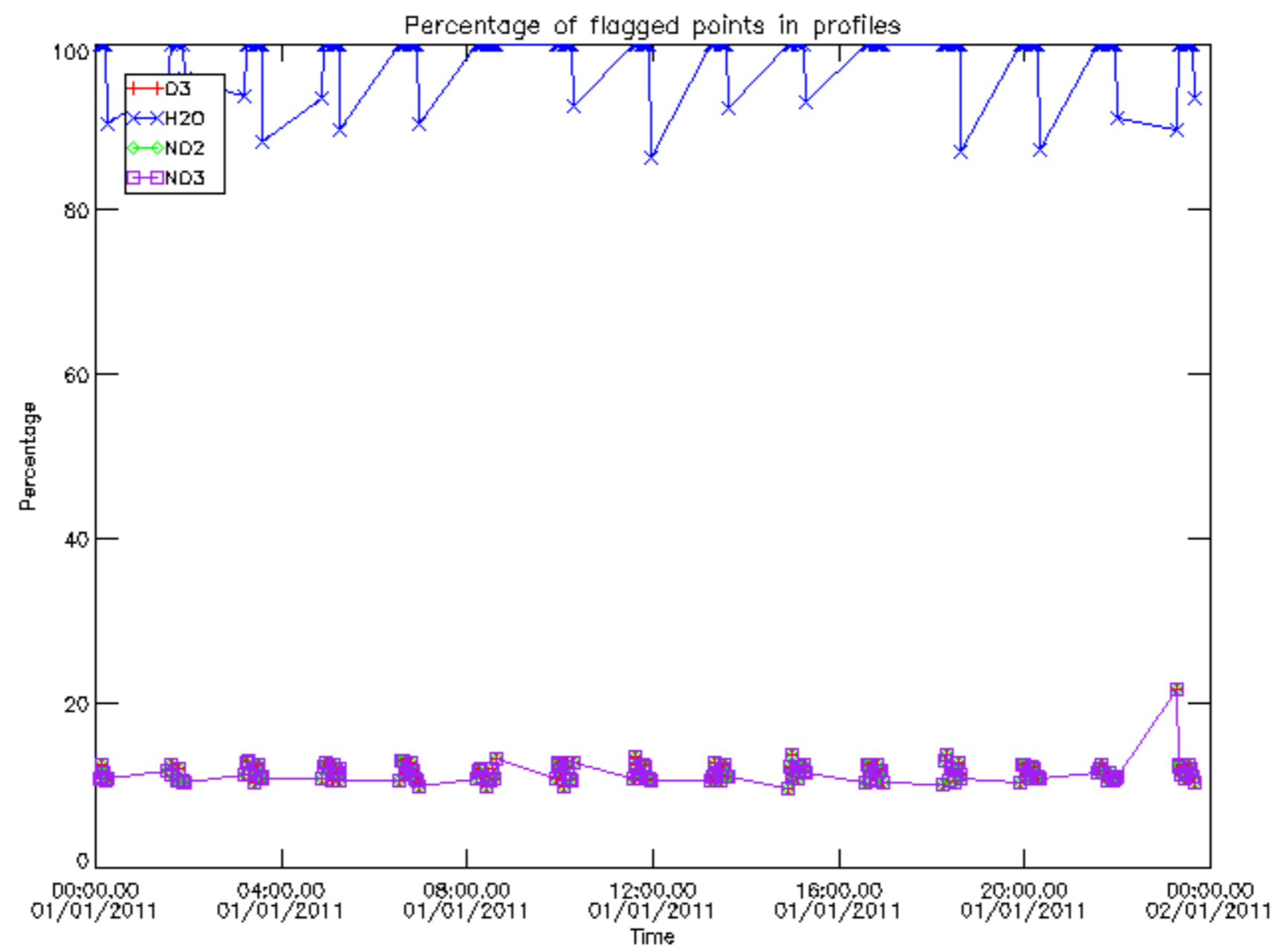
The colorbar represents the latitude.



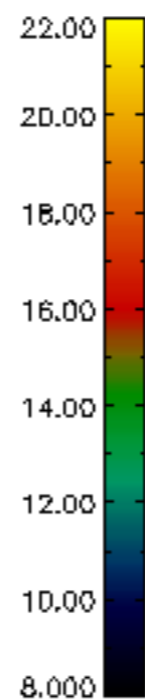
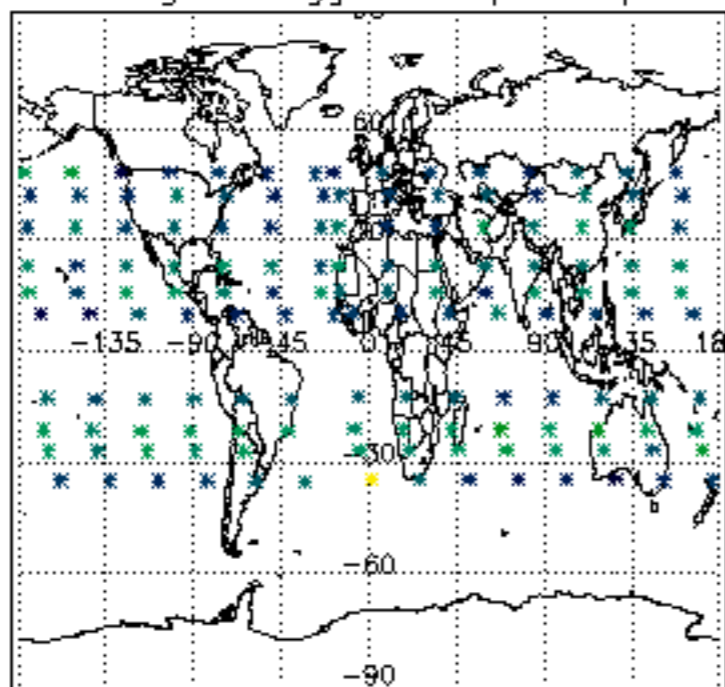
## 6. Auxiliary Data Files used for the production reported in section 2

The number reported in the third column indicates since which file (see list in section 2) the corresponding auxiliary file has been used. The fourth column is the date of those product files.

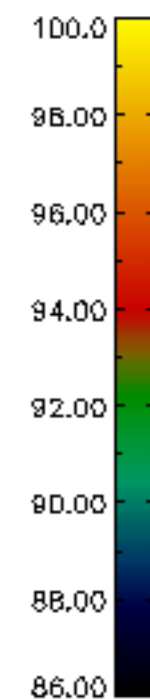
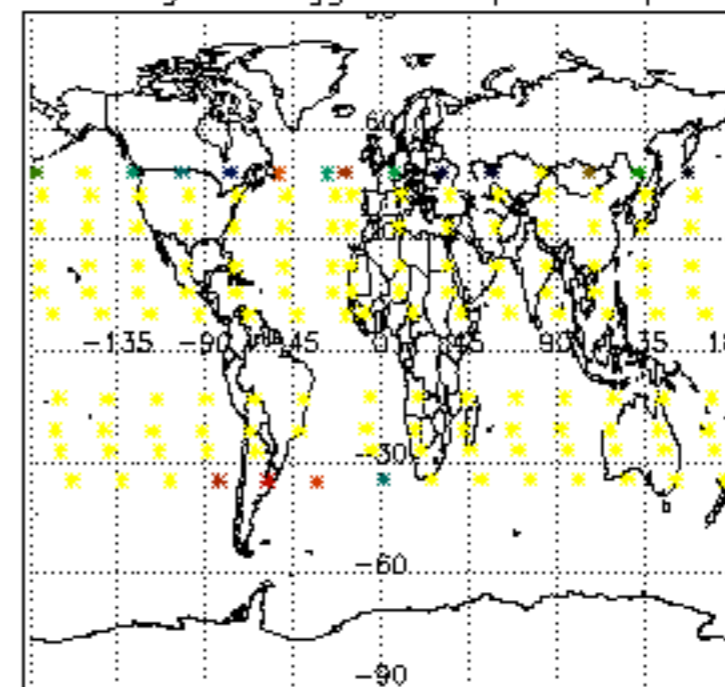
| Type                      | Auxiliary Filename  | Used since product | Used since product date |
|---------------------------|---|--------------------|-------------------------|
| INST_PHYS_CHARACTERISTICS | GOM_INS_AXVIEC20091111_143220_20030716_120000_20500101_000000 | 1                  | 01-JAN-2011 00:04:08    |
| LEVEL-2_PROC_CONFIG       | GOM_PR2_AXVIEC20091111_152718_20020301_000000_20500101_000000 | 1                  | 01-JAN-2011 00:04:08    |
| CROSS_SECTIONS_FILE       | GOM_CRS_AXVIEC20091111_154832_20020301_000000_20500101_000000 | 1                  | 01-JAN-2011 00:04:08    |



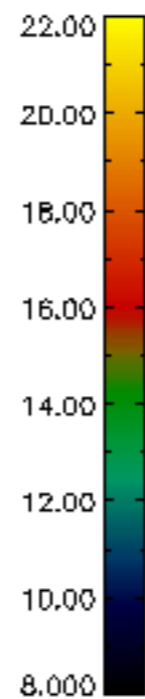
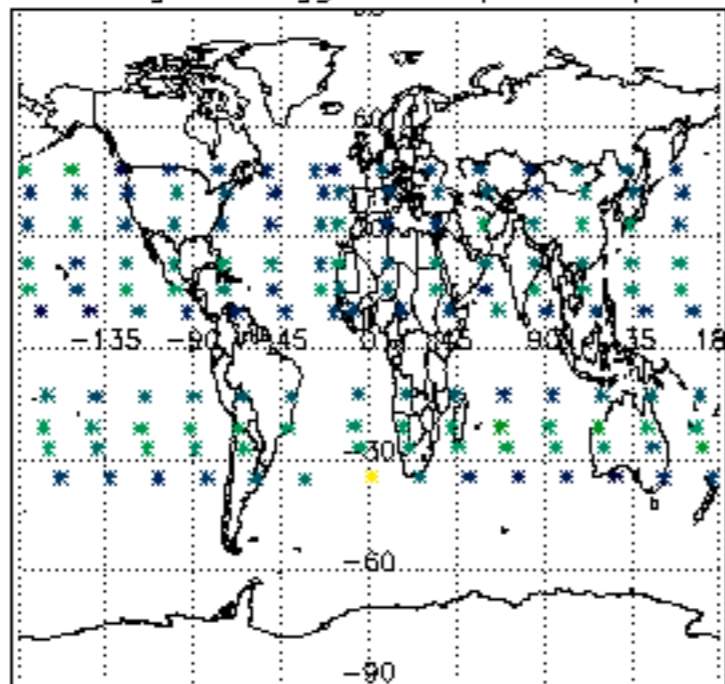
Percentage of flagged data per D3 profile



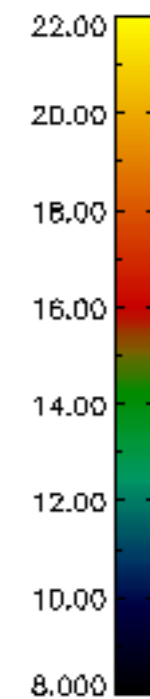
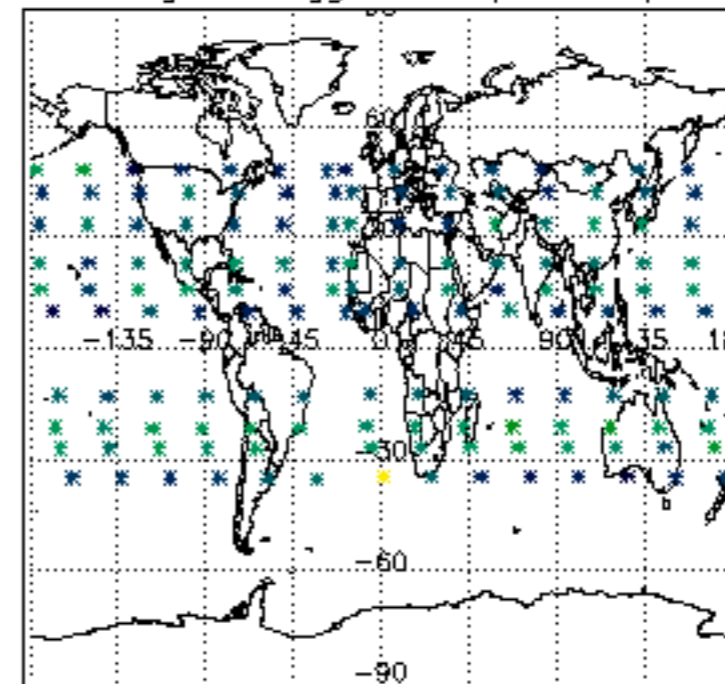
Percentage of flagged data per H2O profile

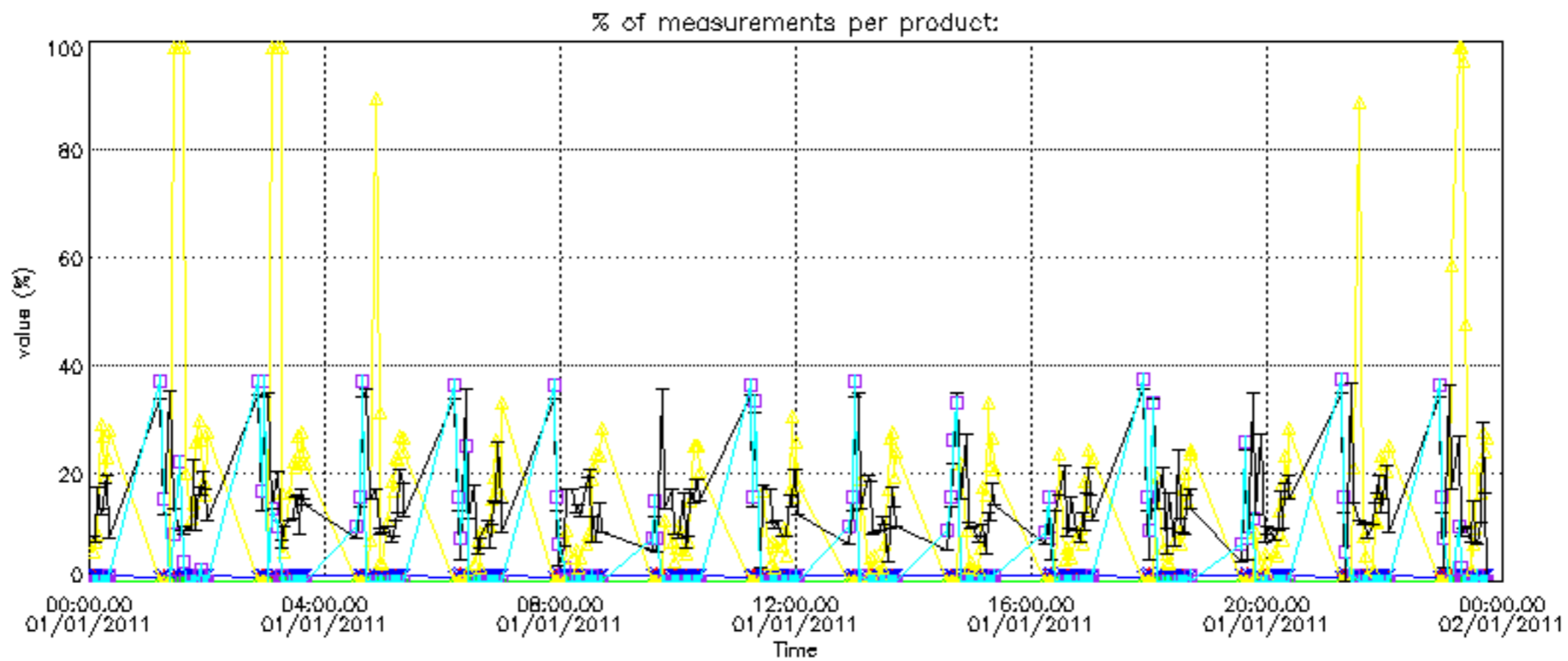


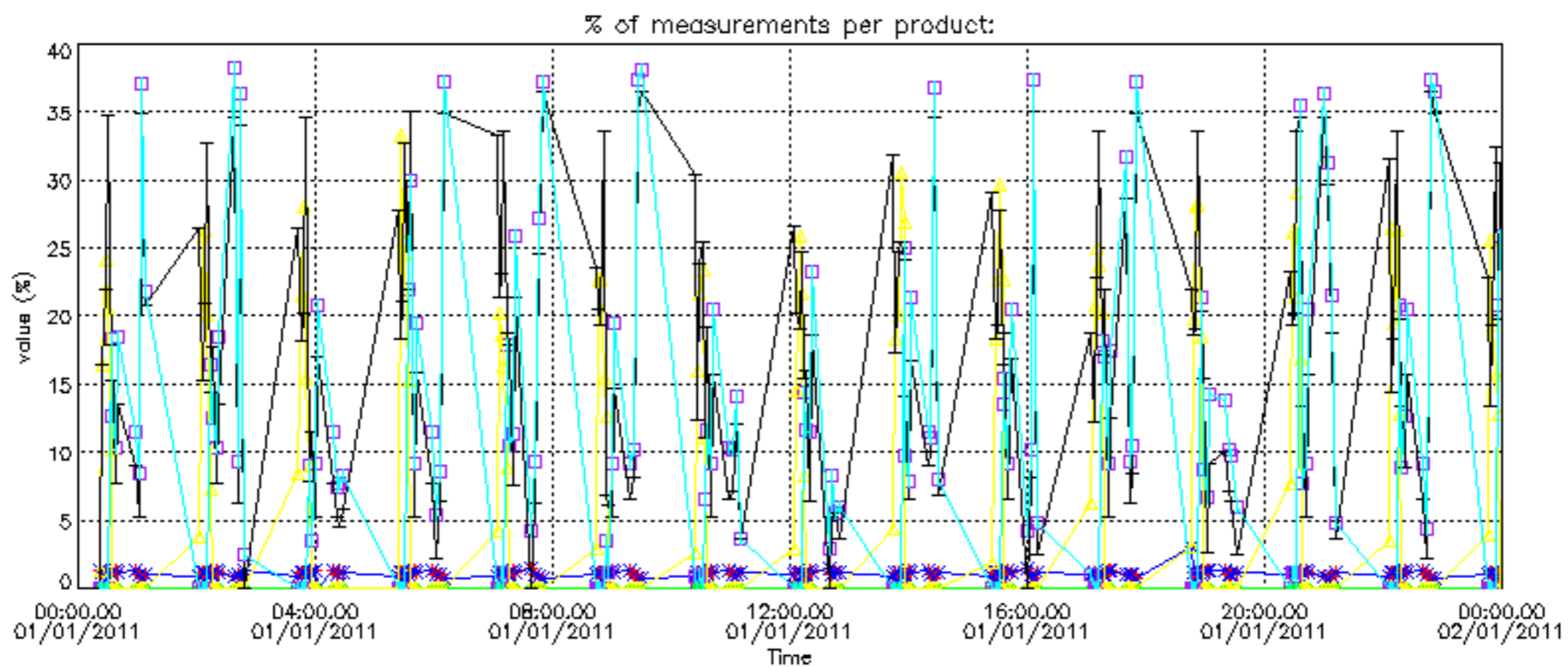
Percentage of flagged data per NO2 profile



Percentage of flagged data per NO3 profile

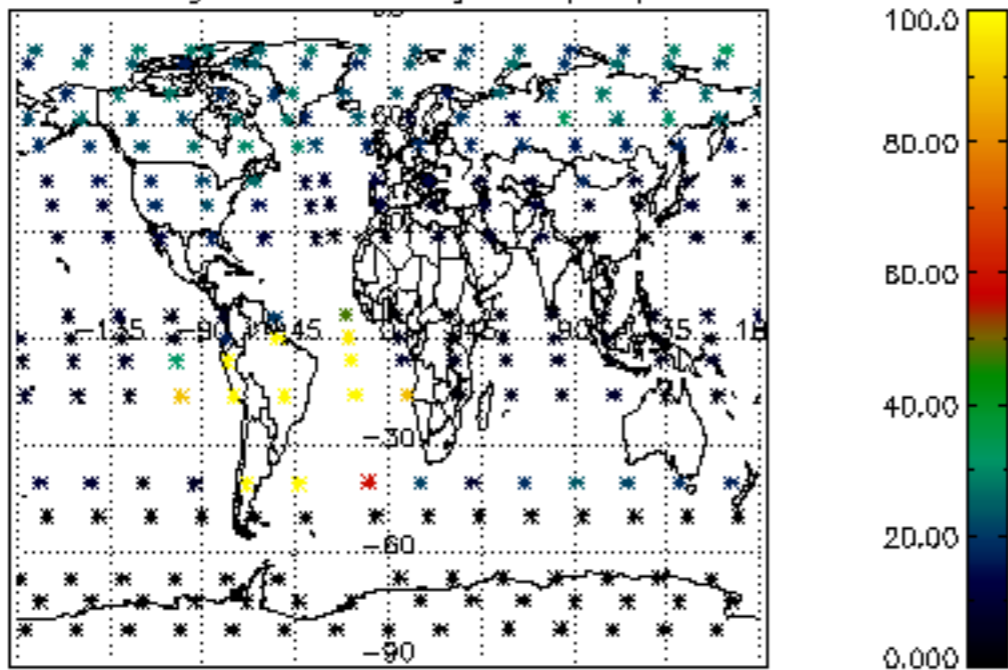




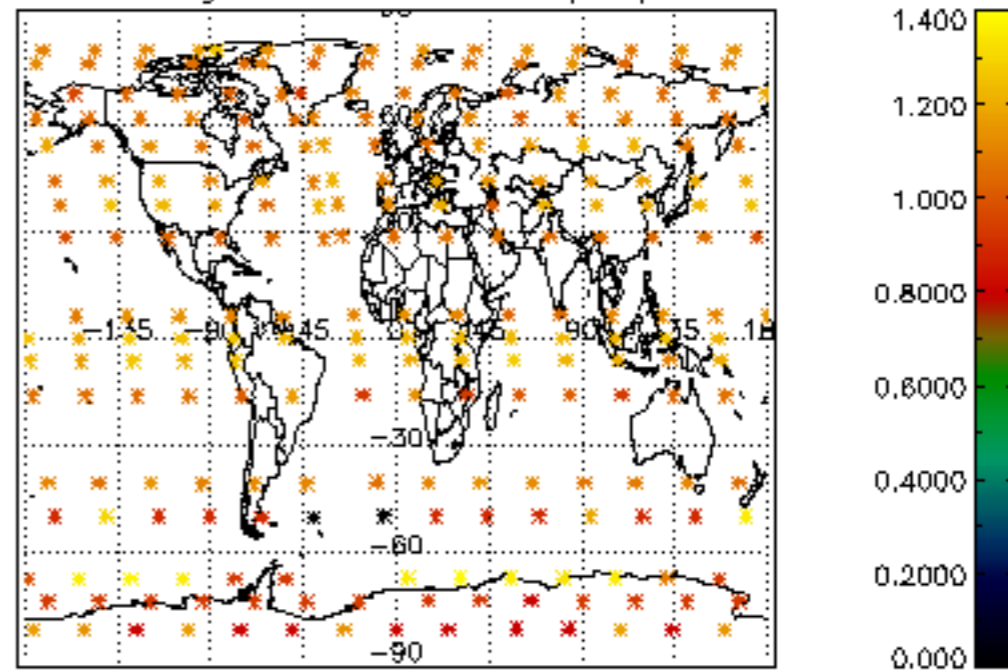




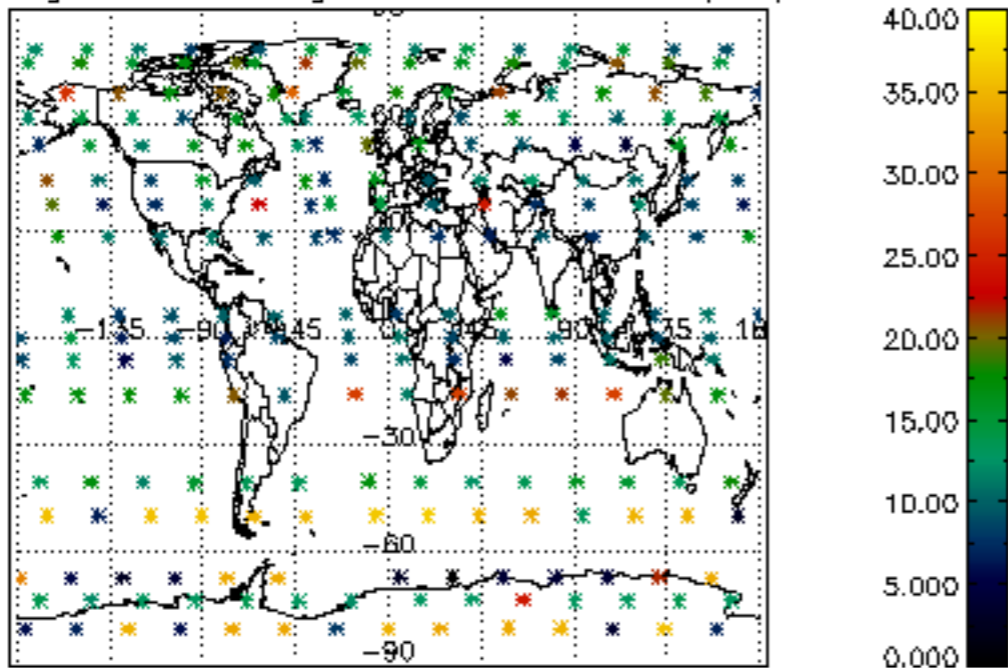
Percentage of cosmic ray hits per profile



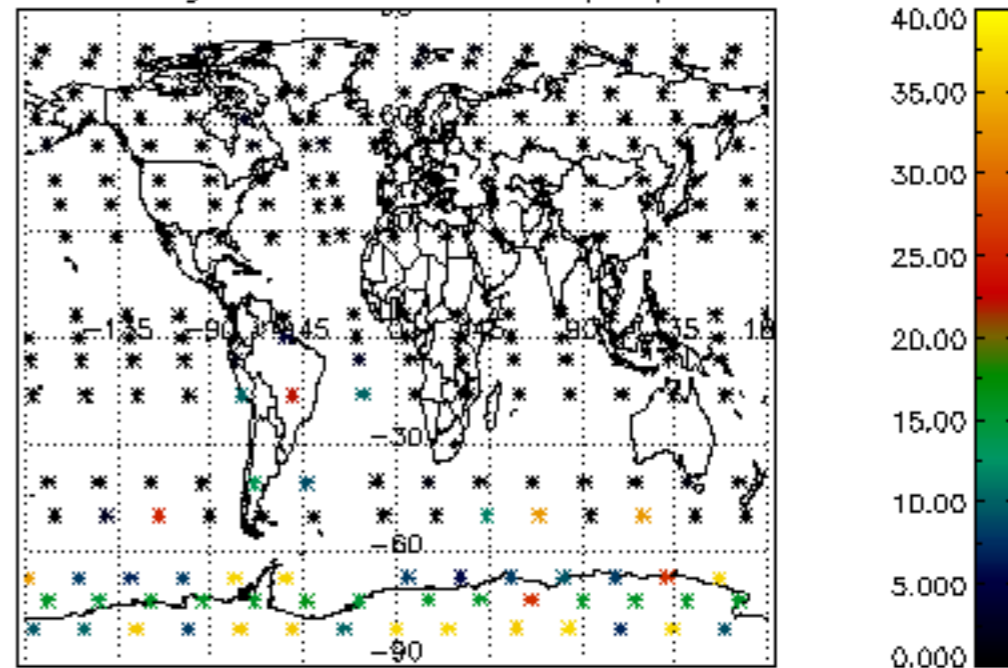
Percentage of datation errors per profile



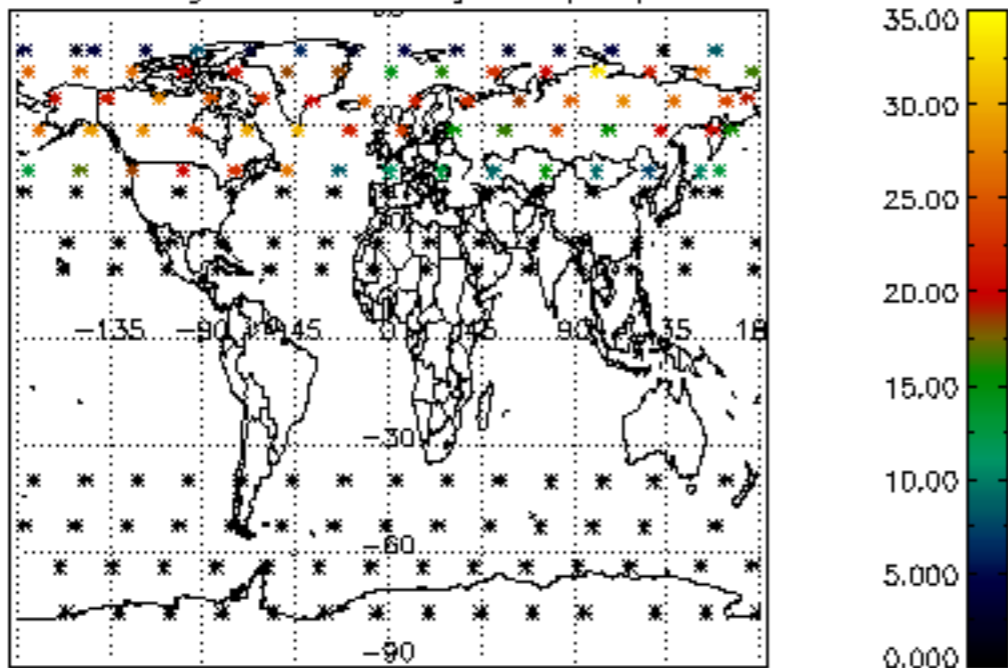
Percentage of star falling outside central band per profile



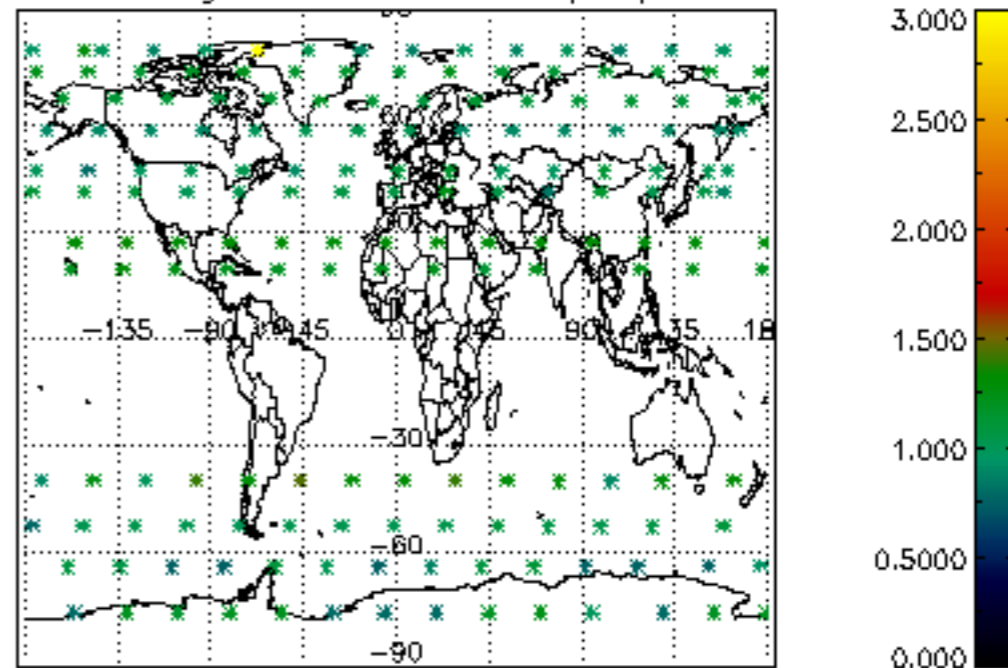
Percentage of saturation errors per profile



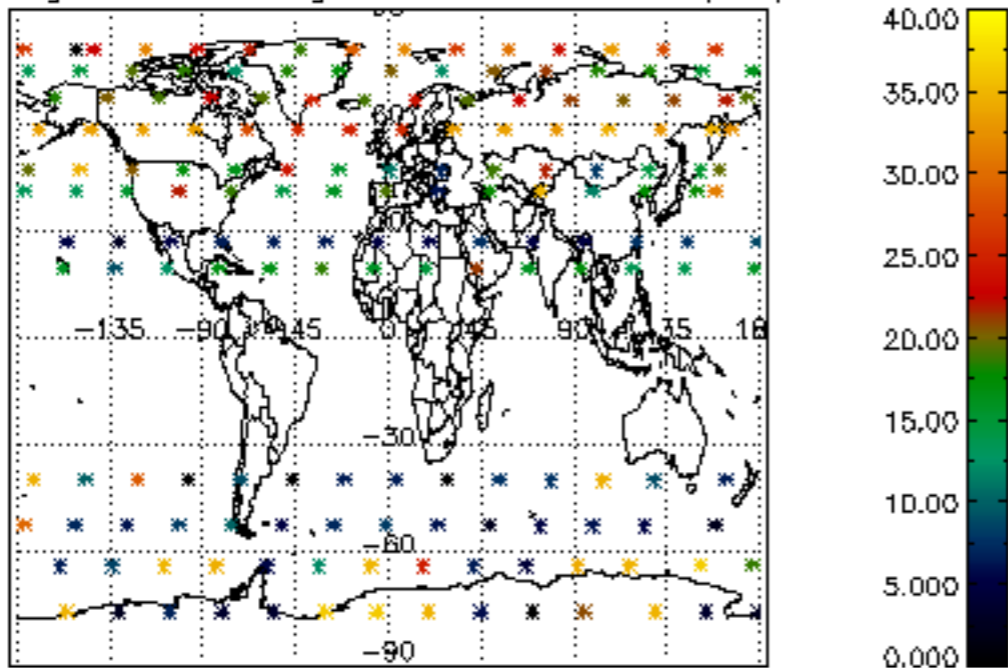
Percentage of cosmic ray hits per profile



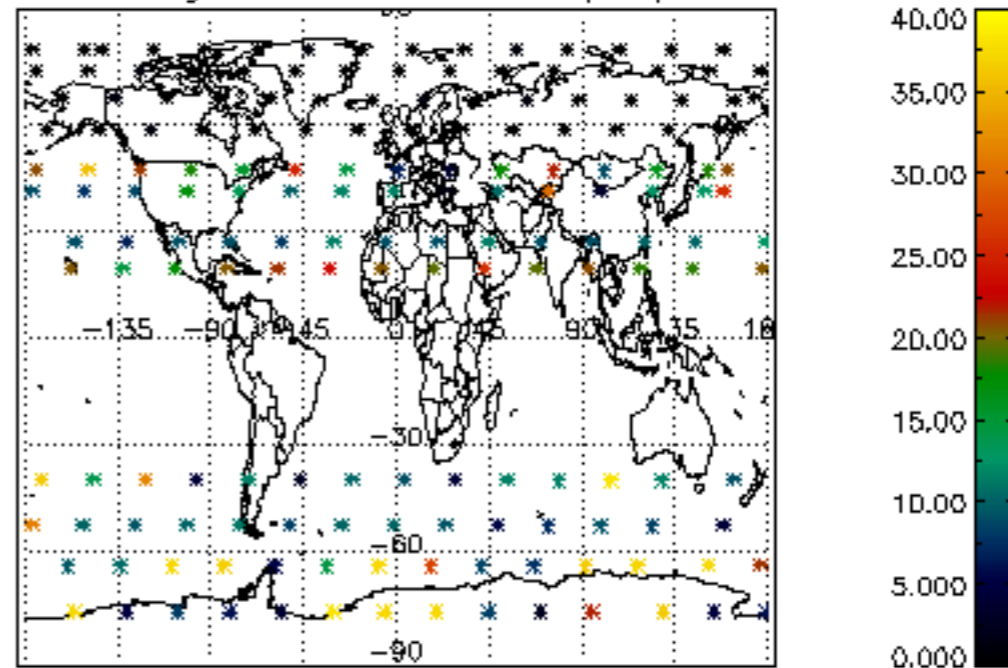
Percentage of datation errors per profile

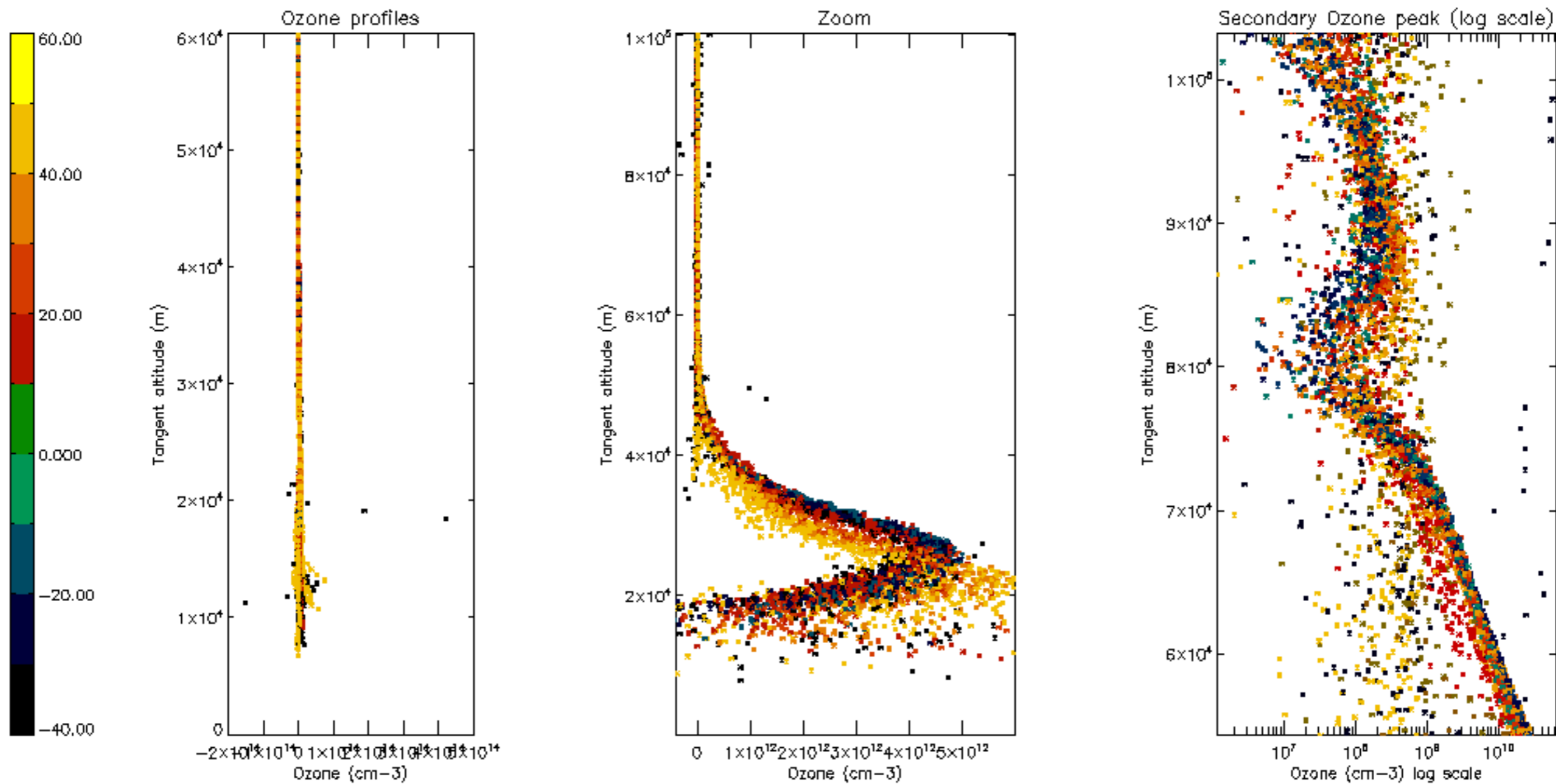


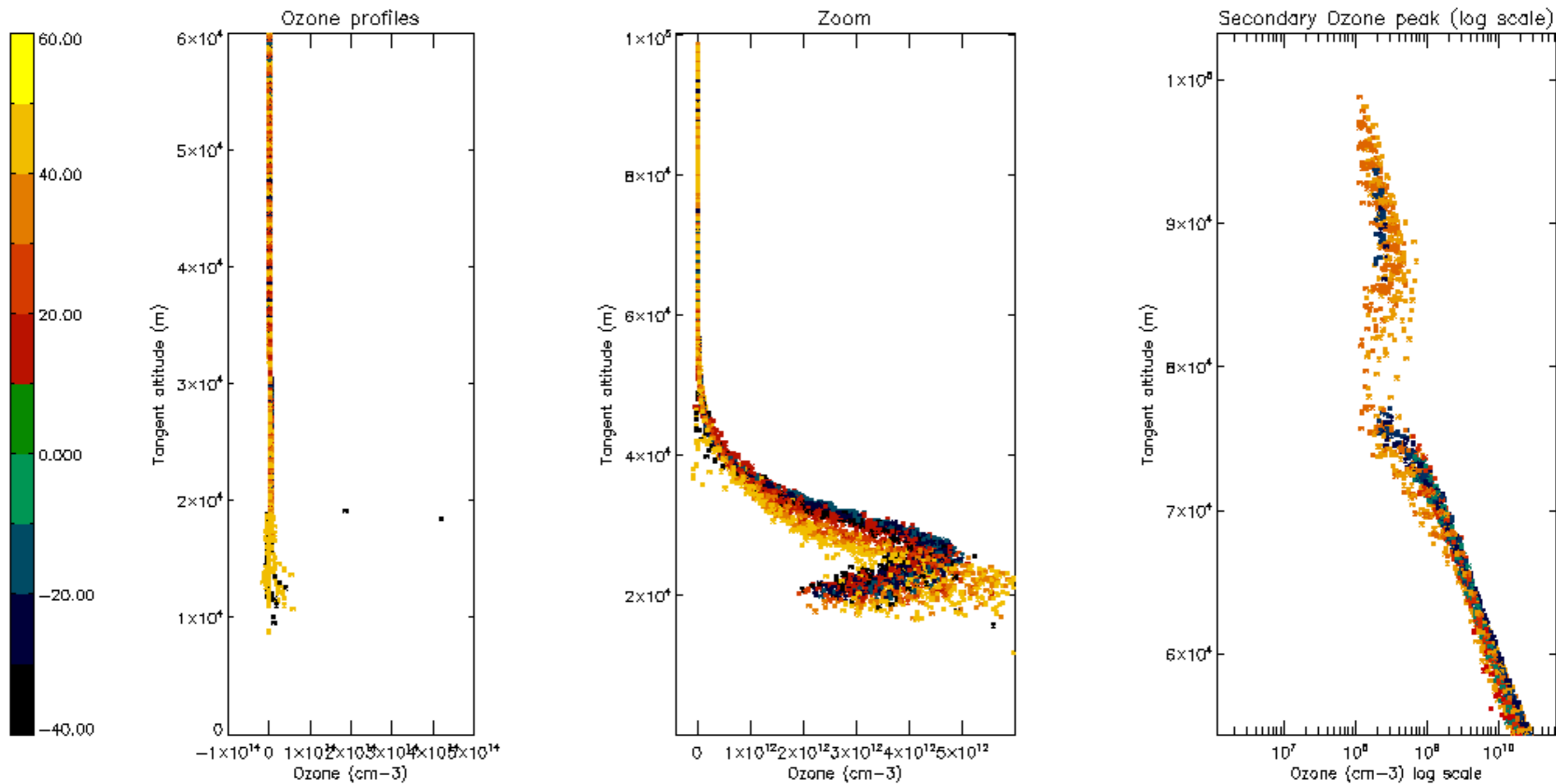
Percentage of star falling outside central band per profile

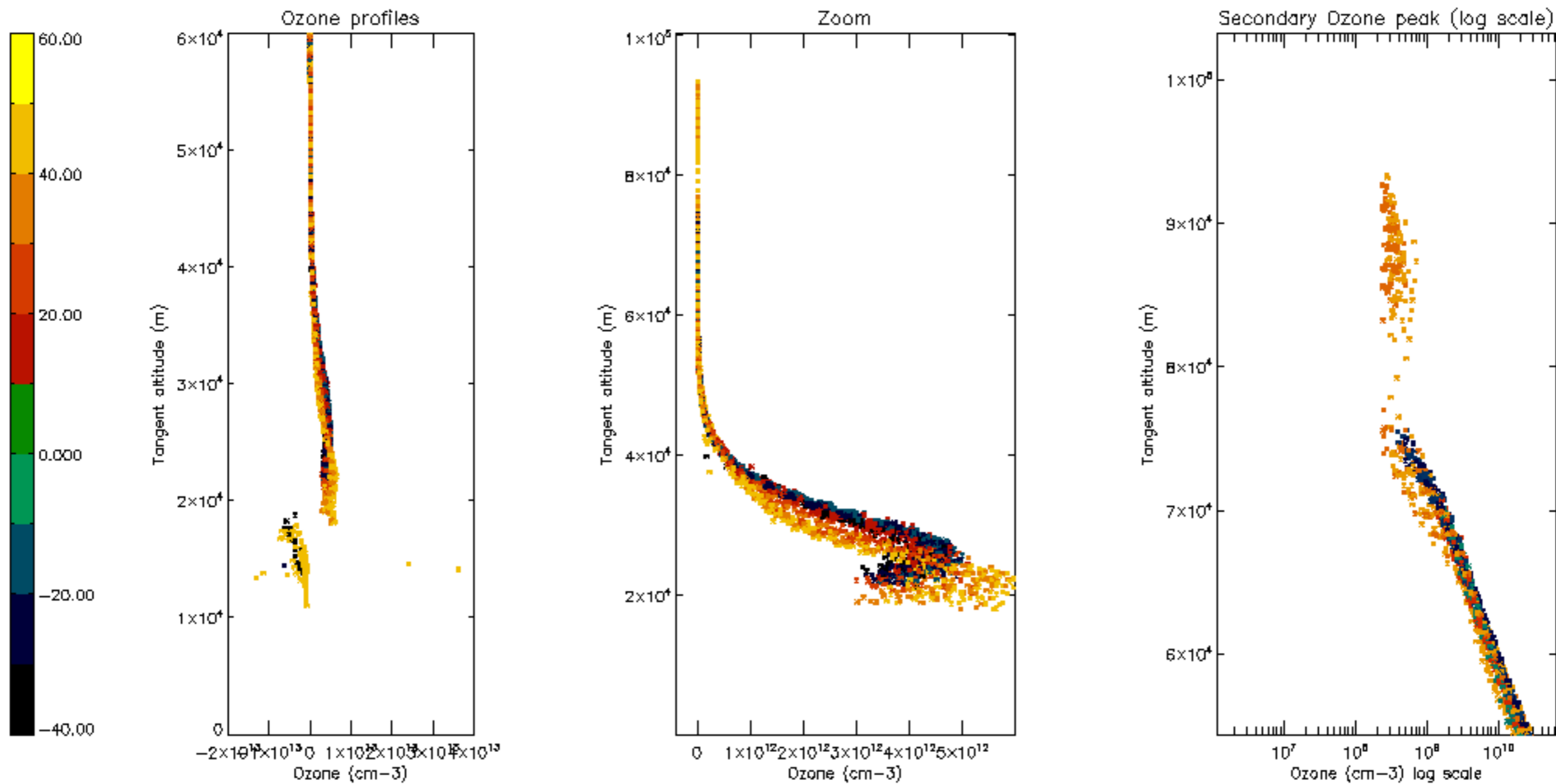


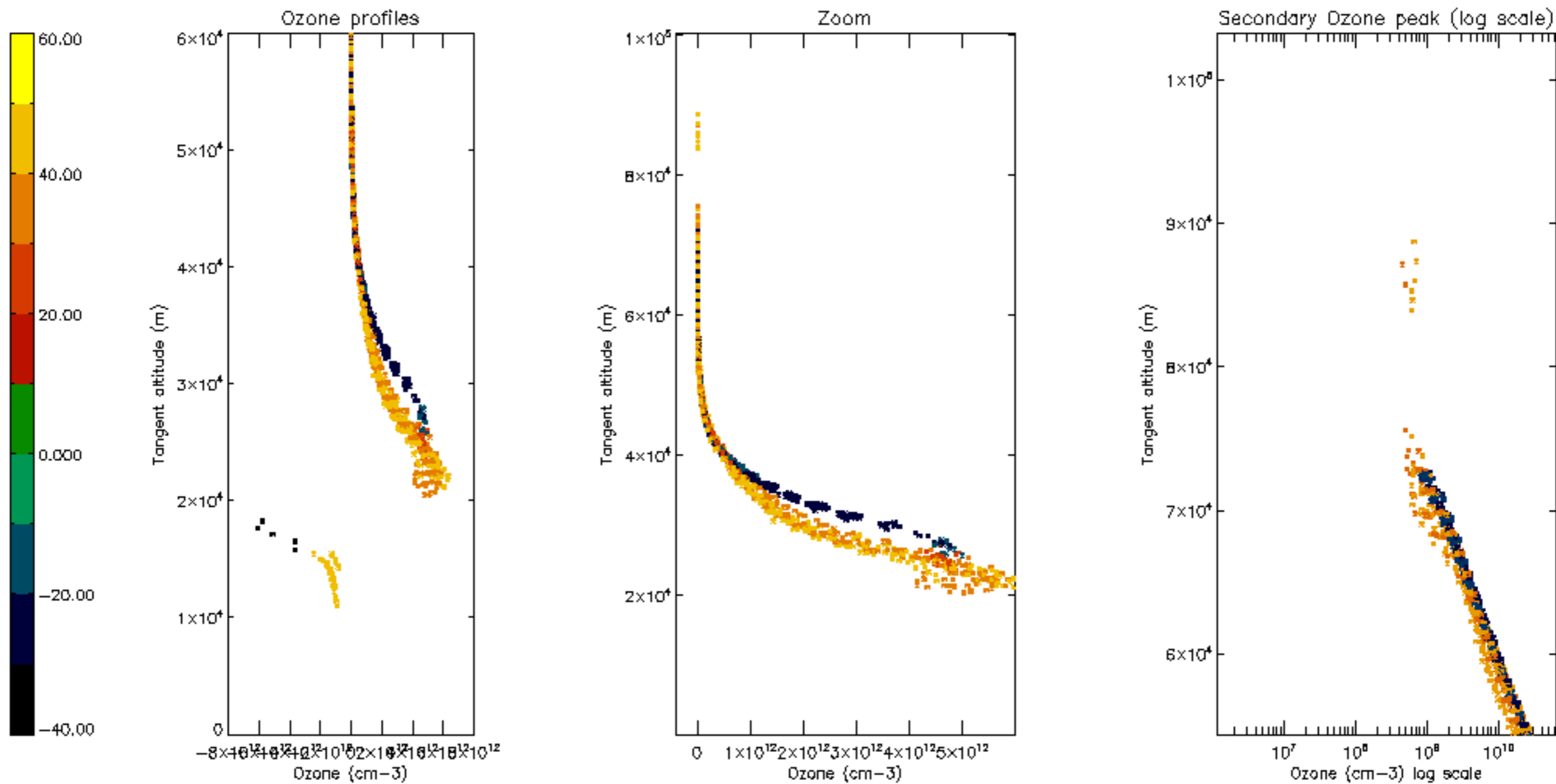
Percentage of saturation errors per profile

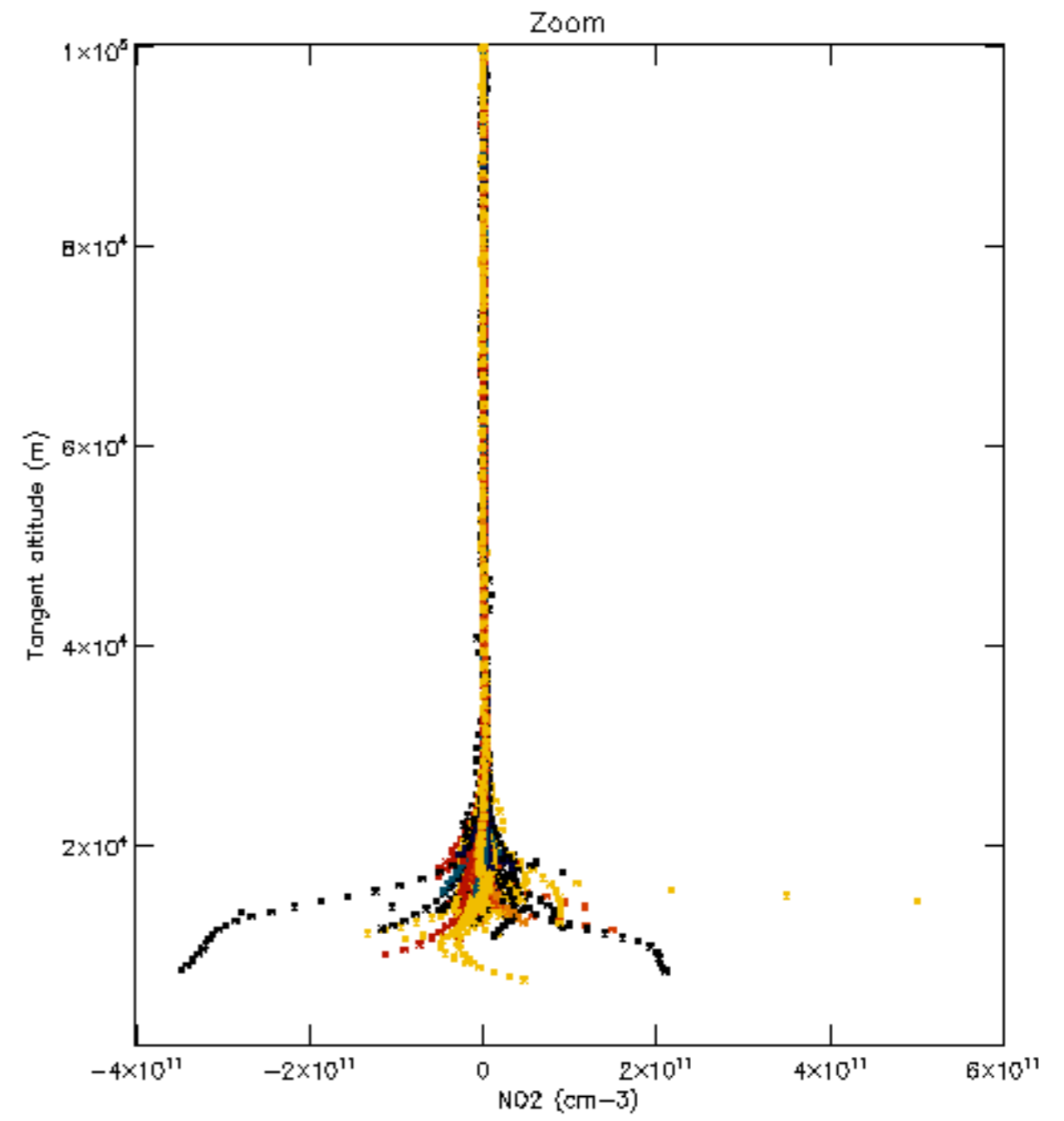
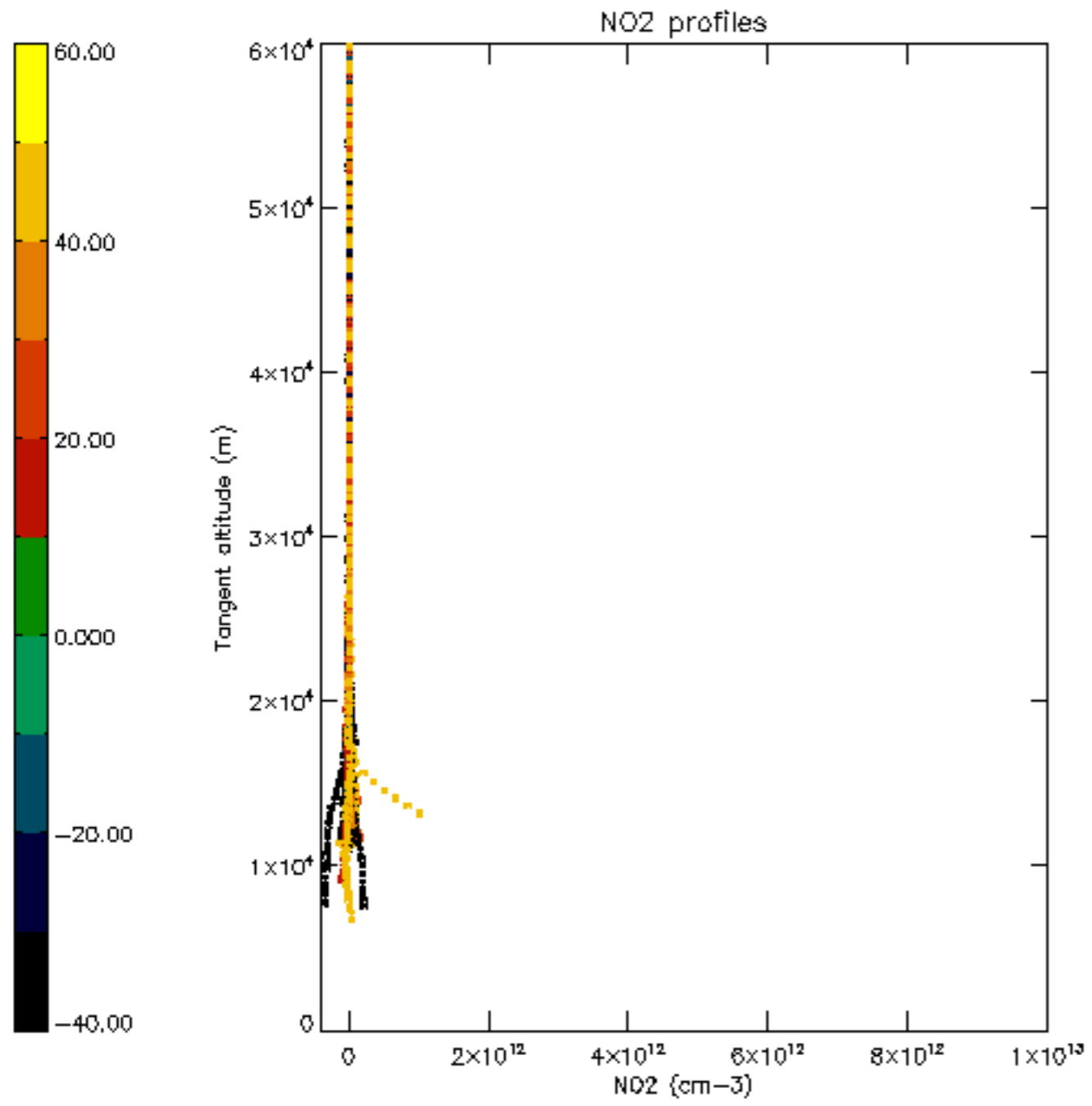


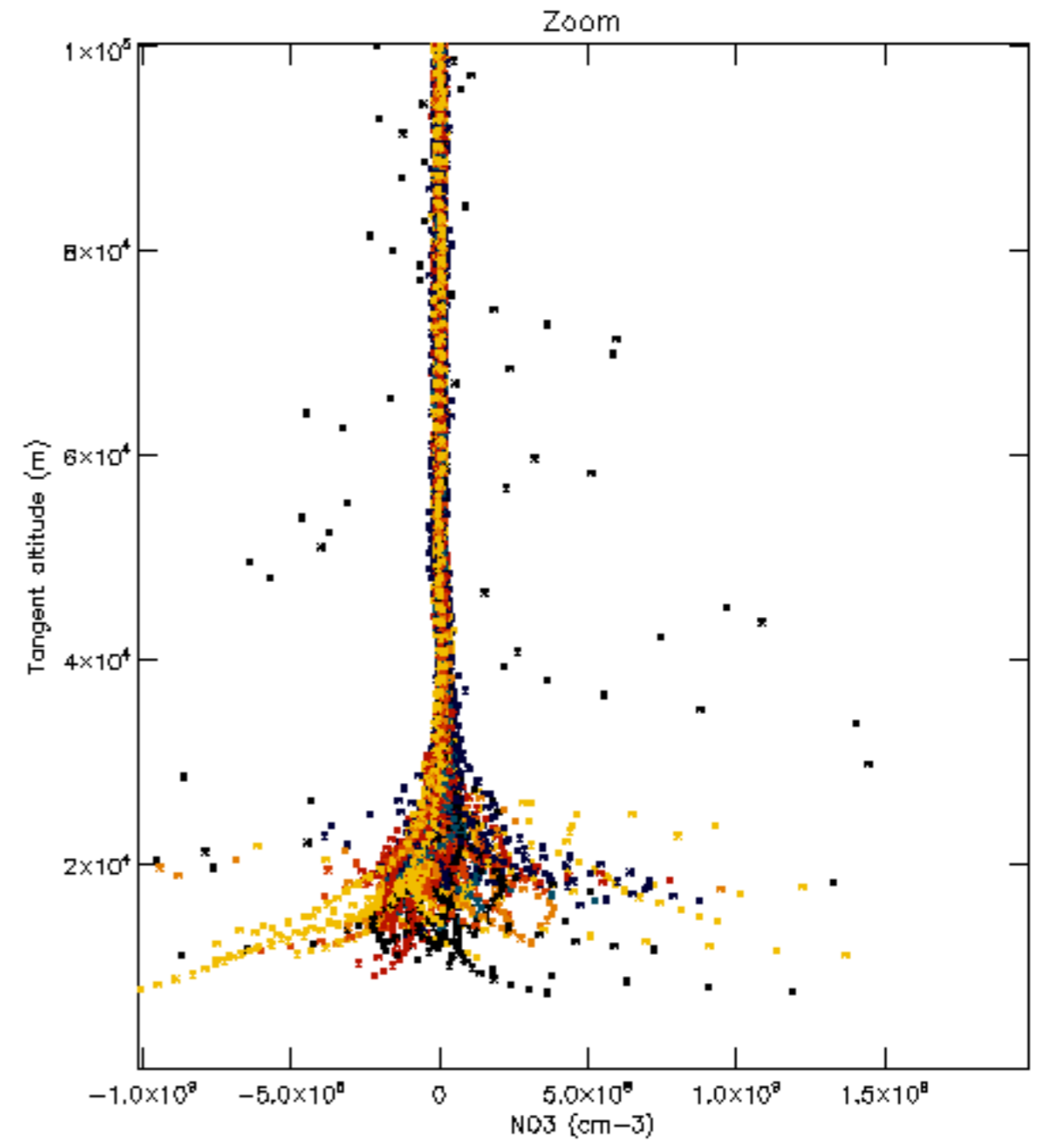
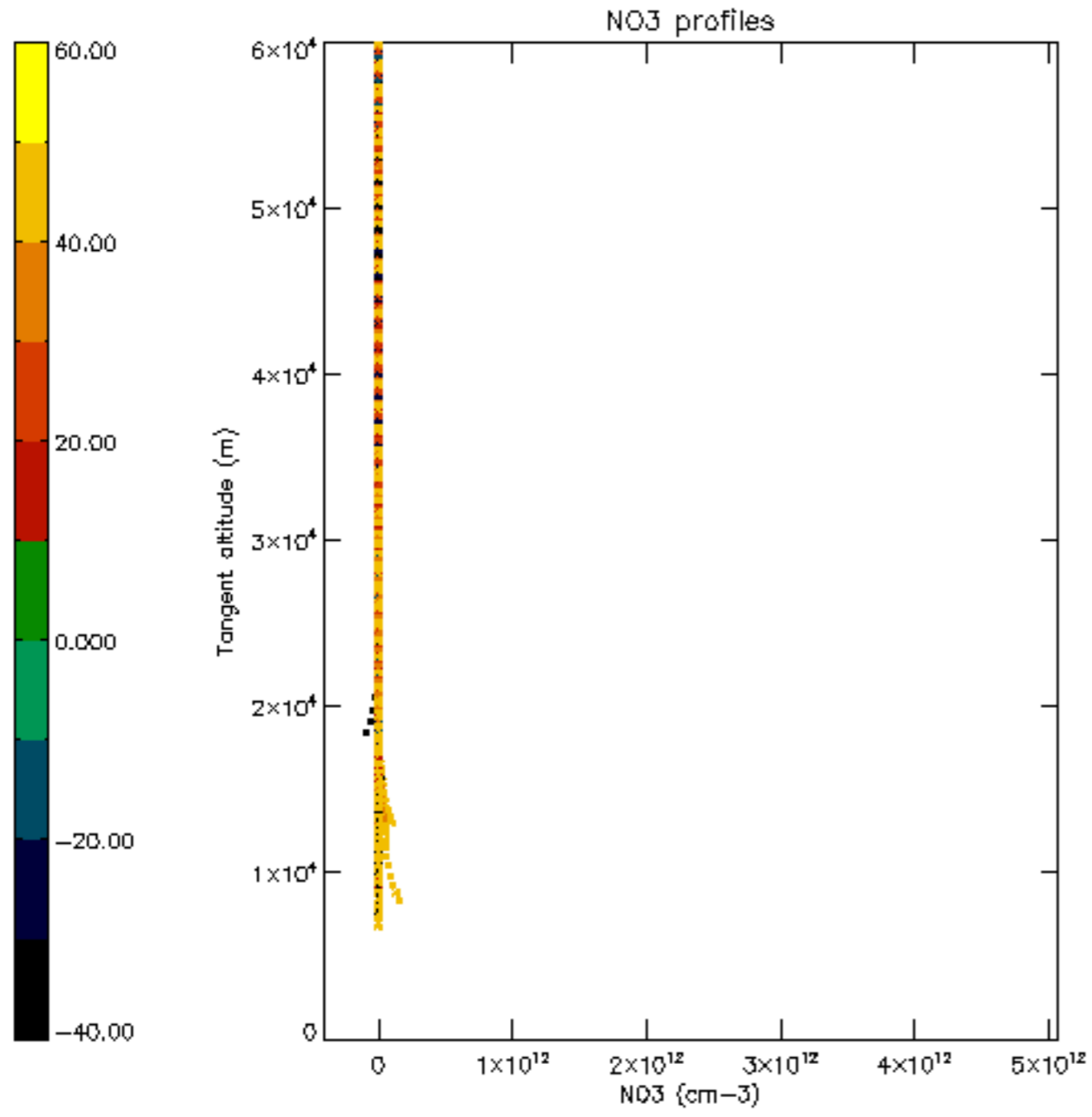




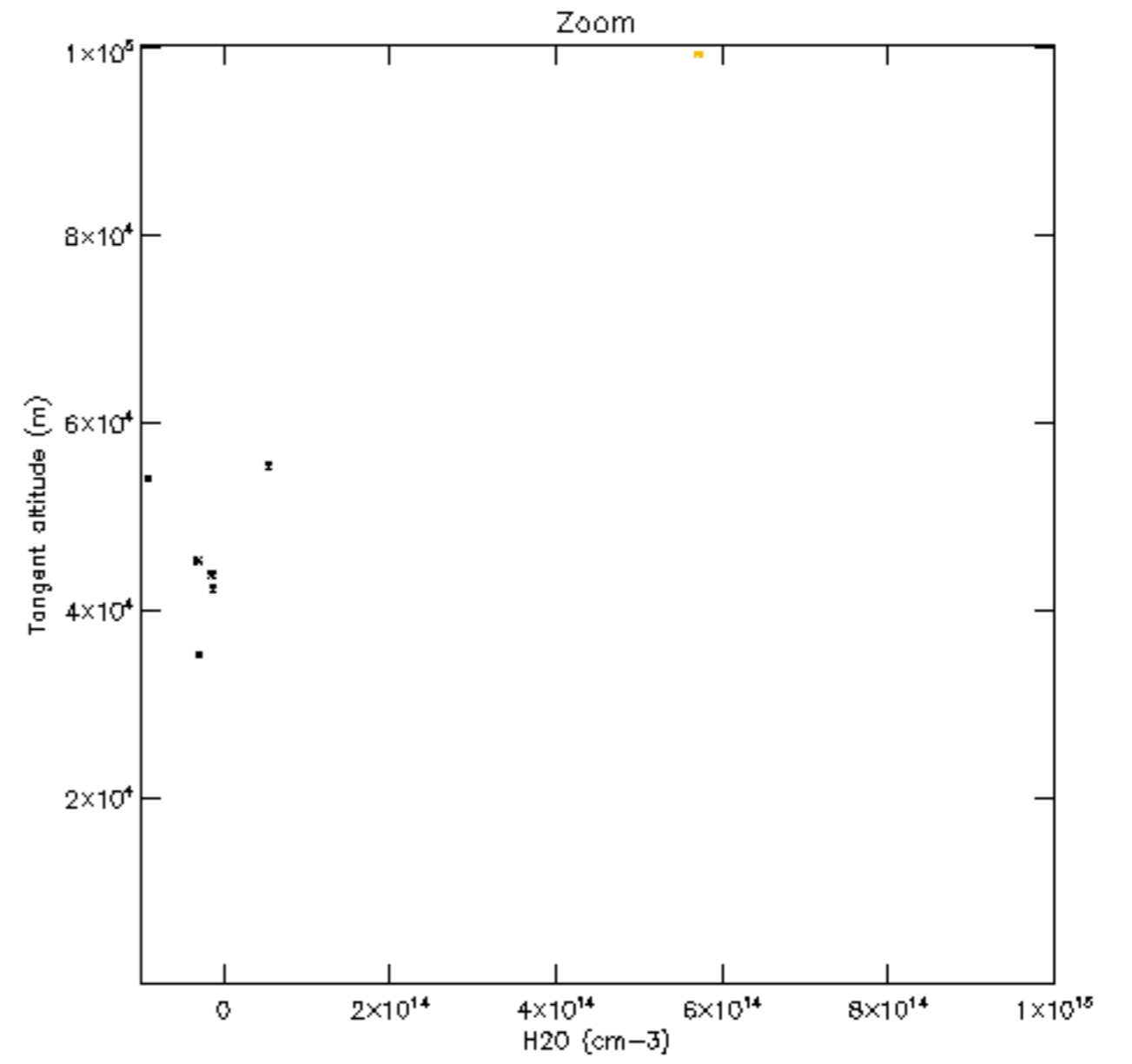
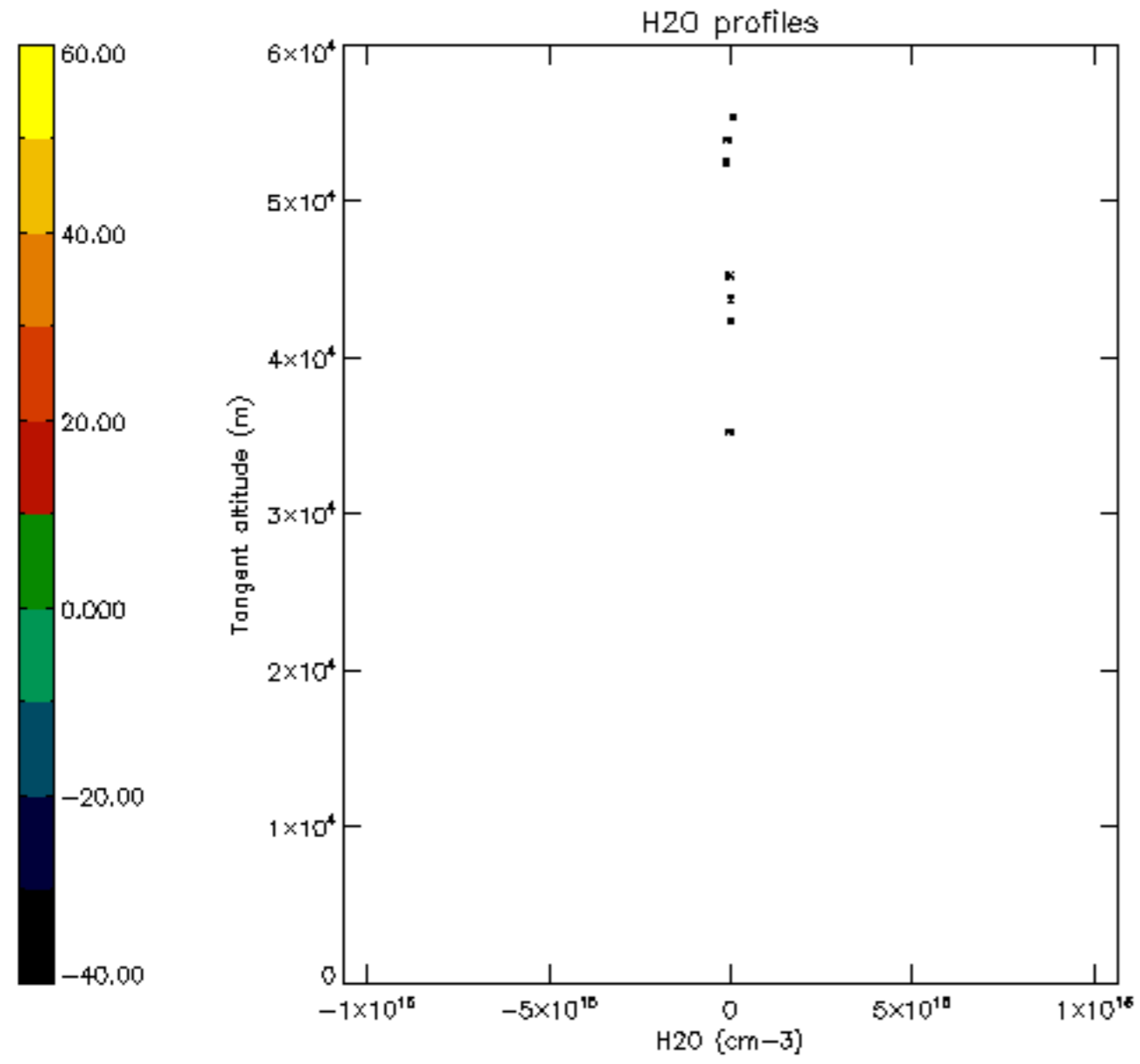


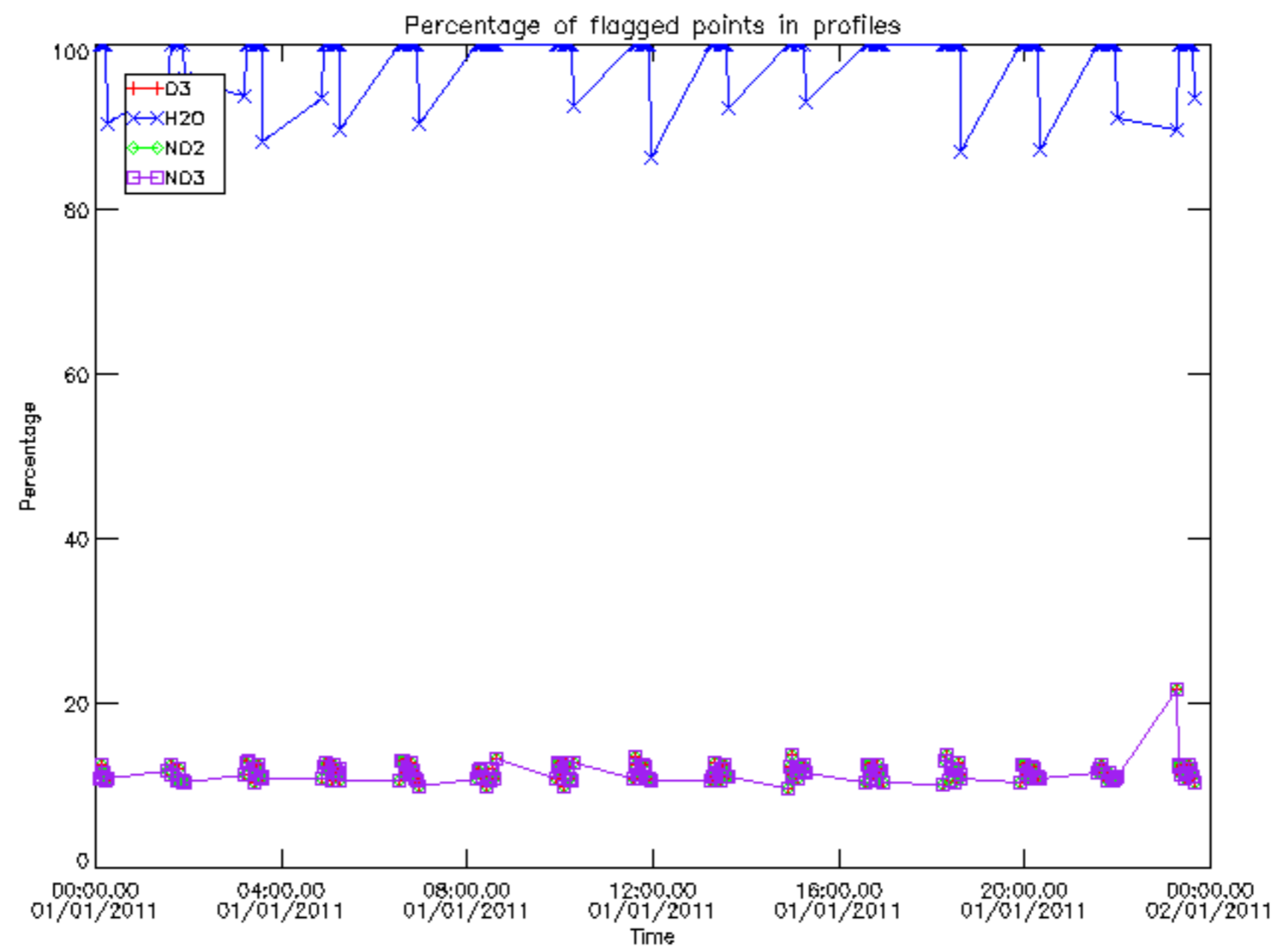




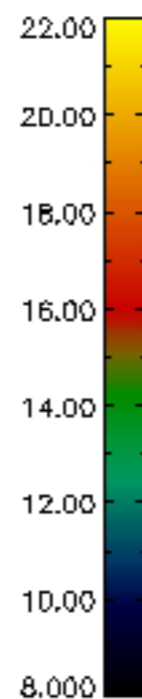
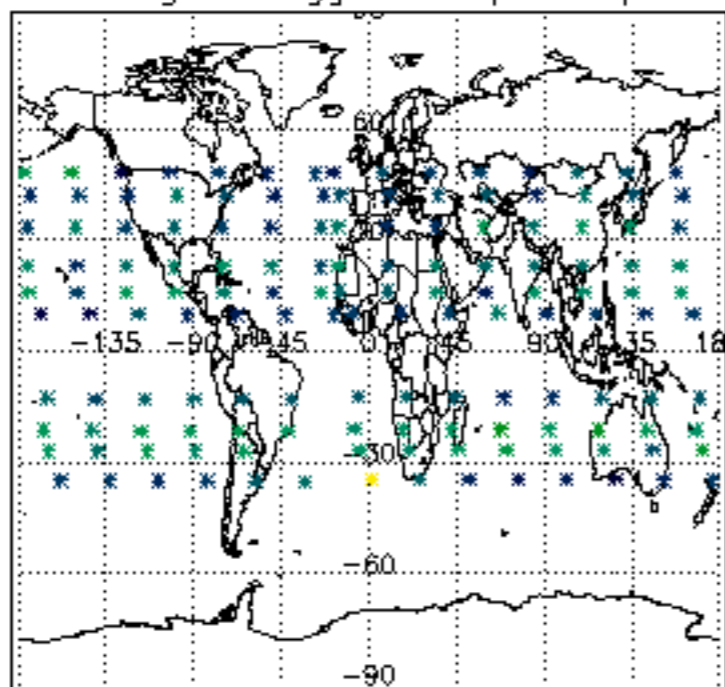




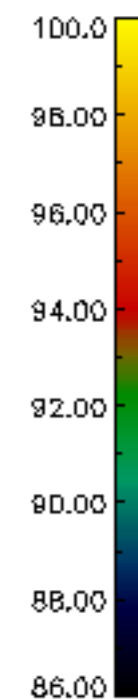
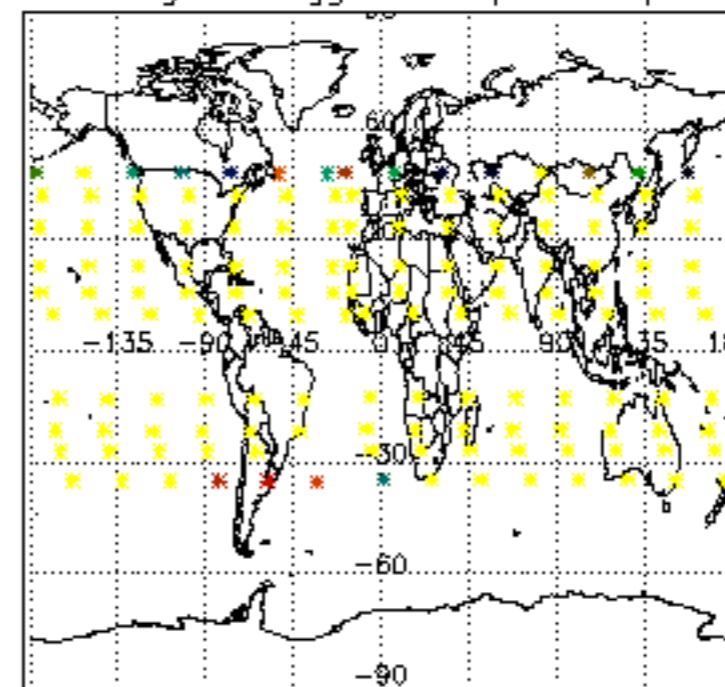




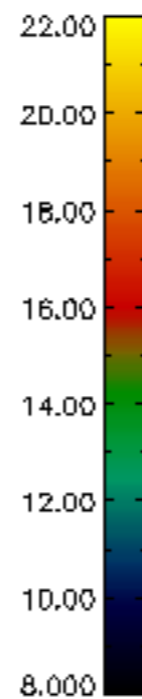
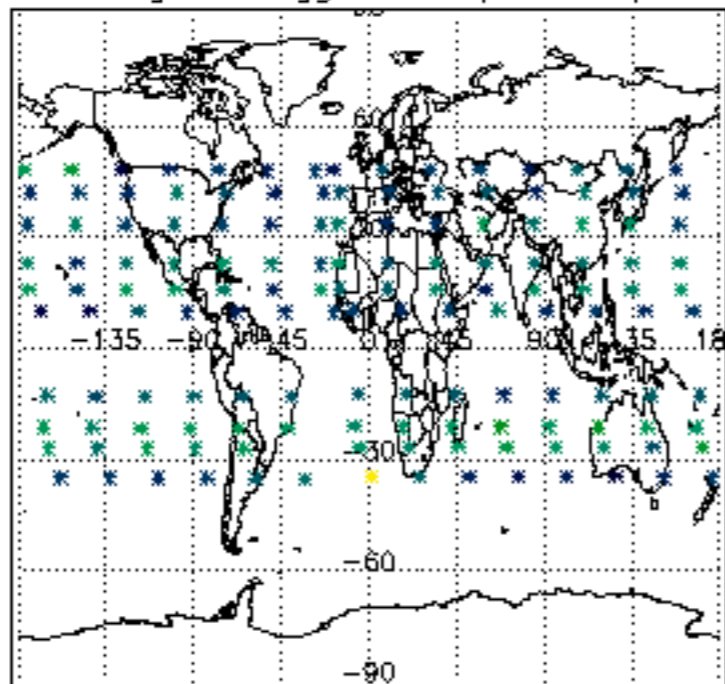
Percentage of flagged data per D3 profile



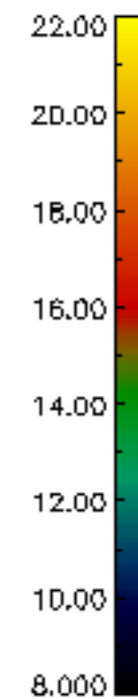
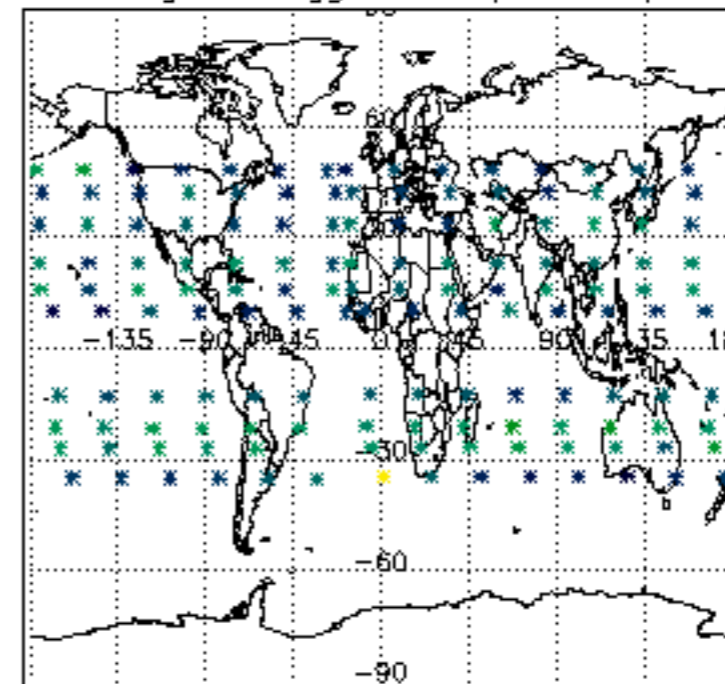
Percentage of flagged data per H2O profile

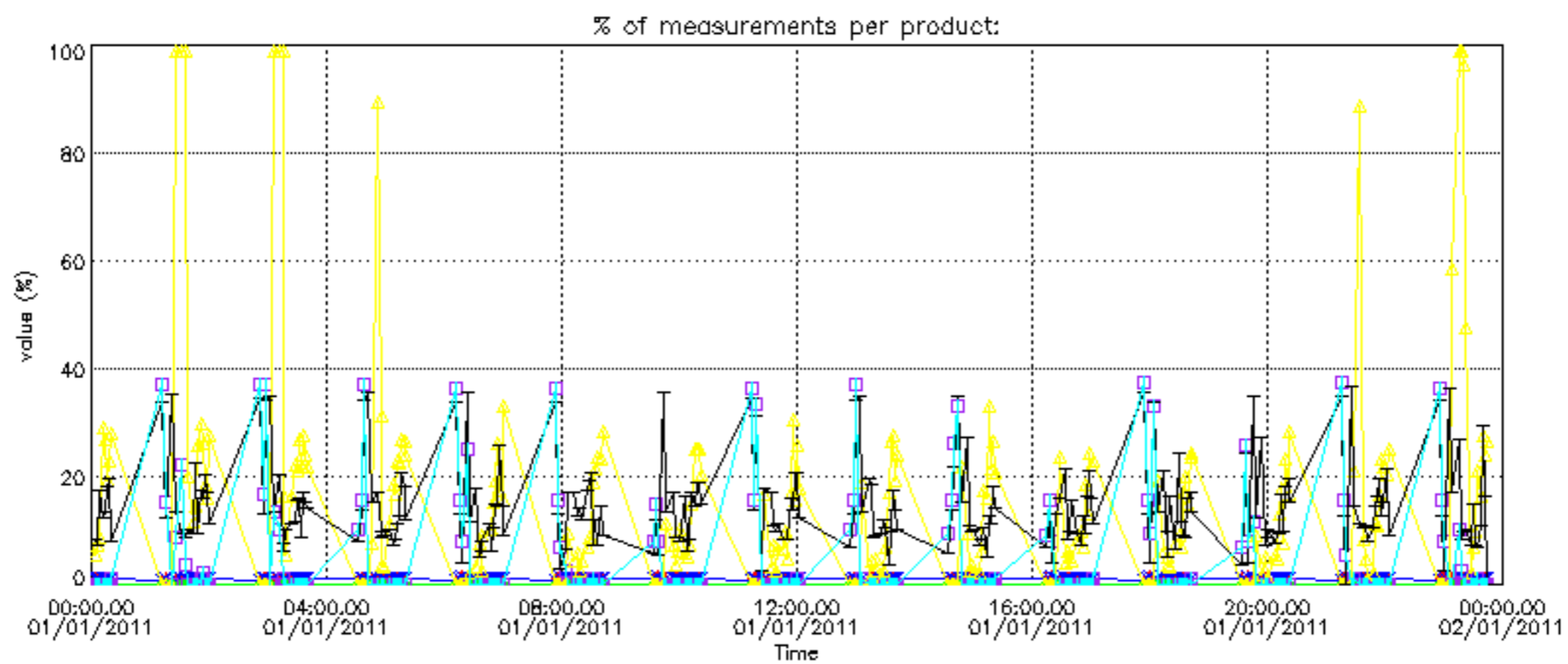
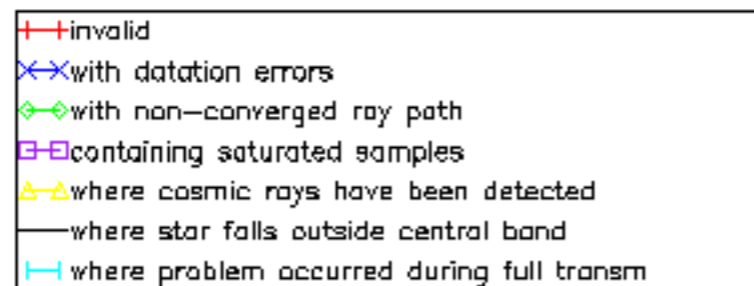


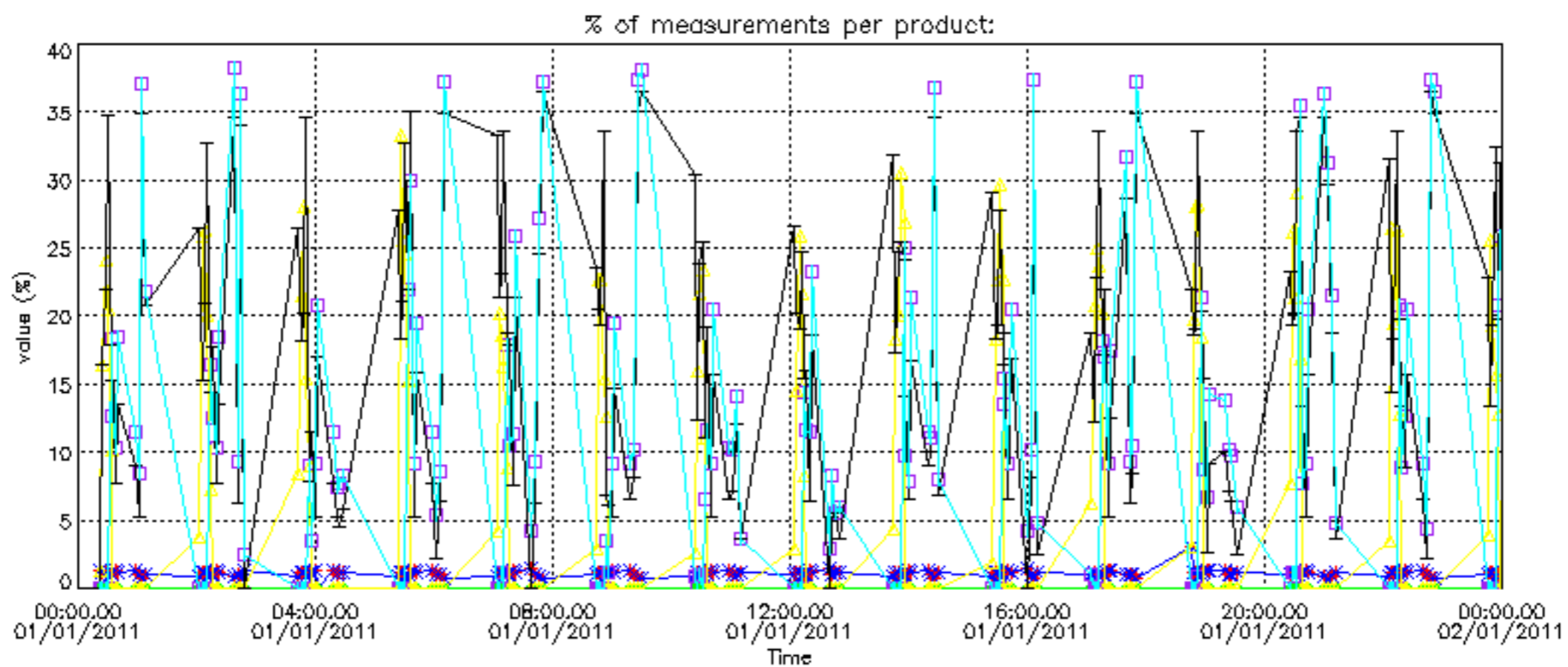
Percentage of flagged data per NO2 profile



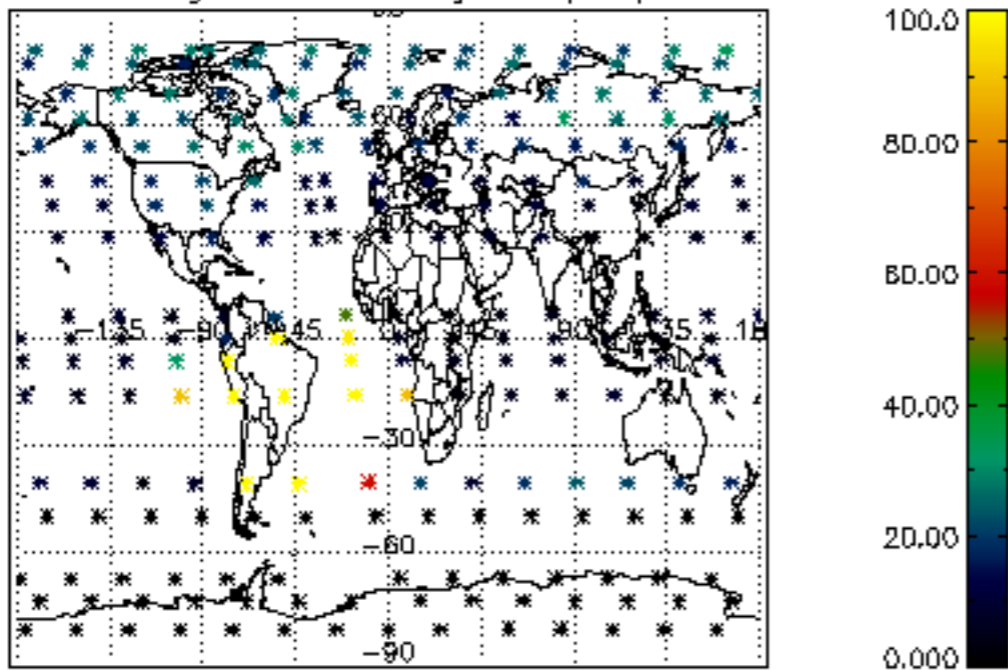
Percentage of flagged data per NO3 profile



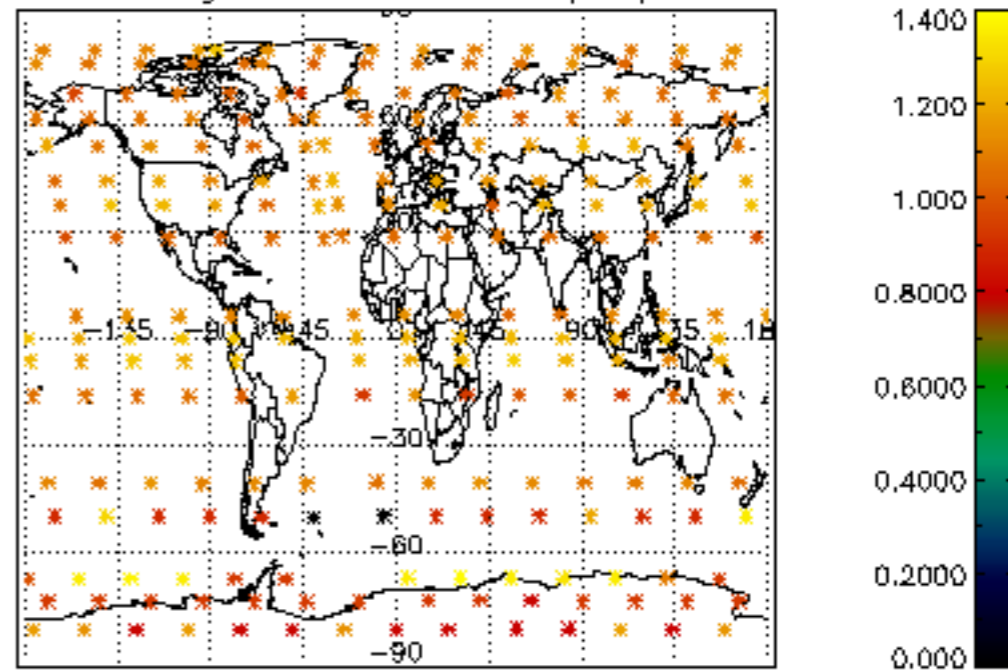




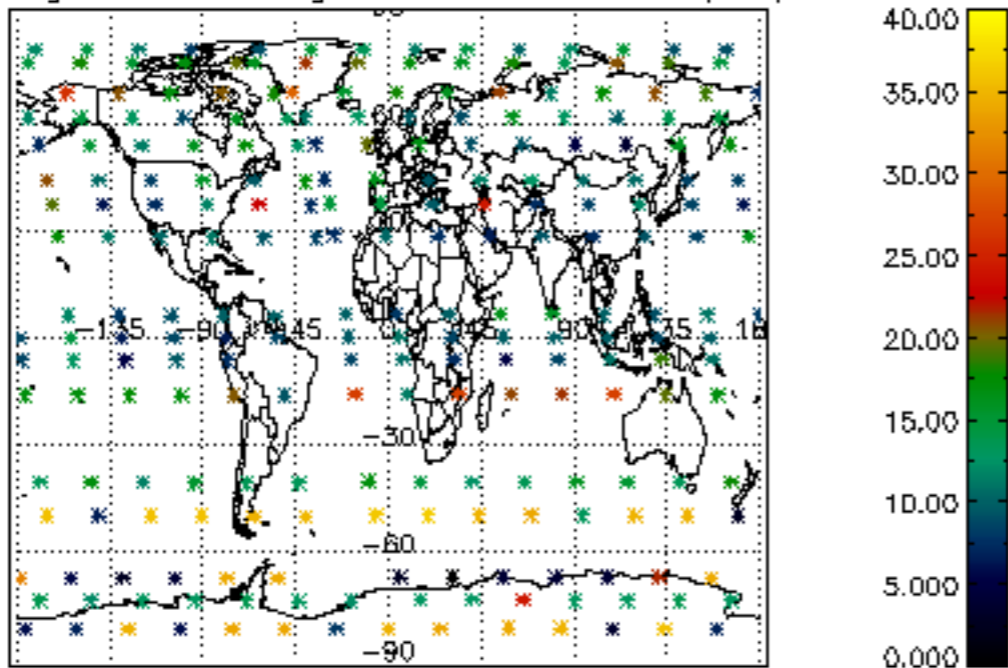
Percentage of cosmic ray hits per profile



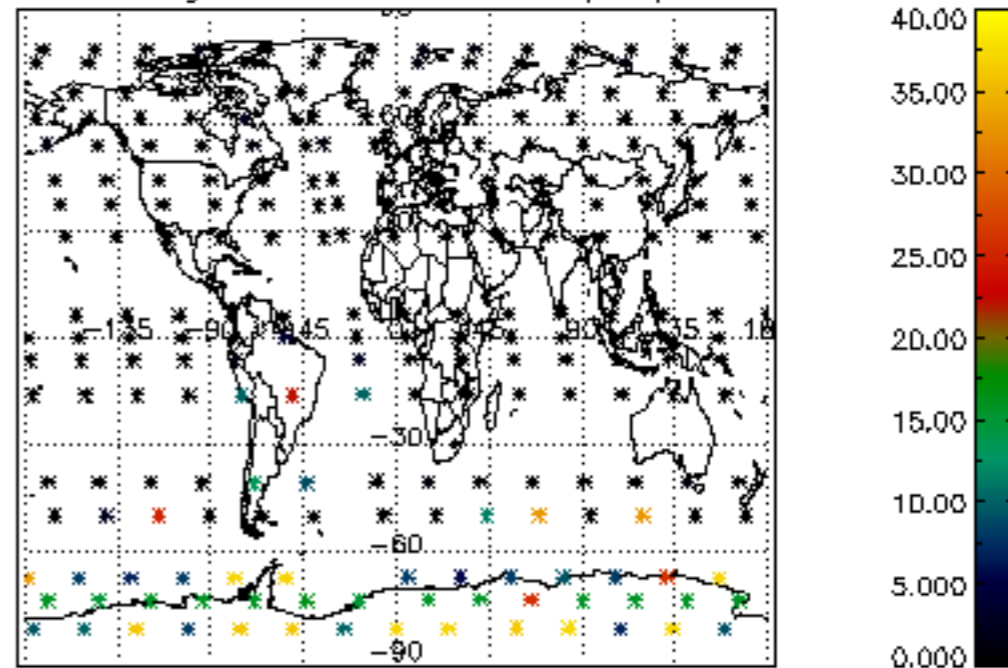
Percentage of datation errors per profile



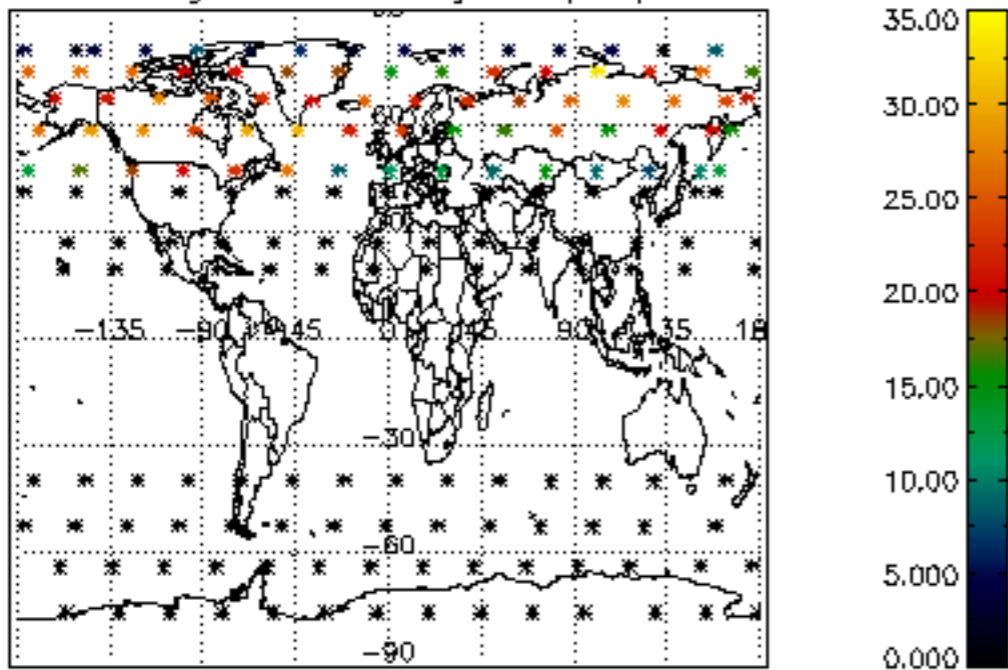
Percentage of star falling outside central band per profile



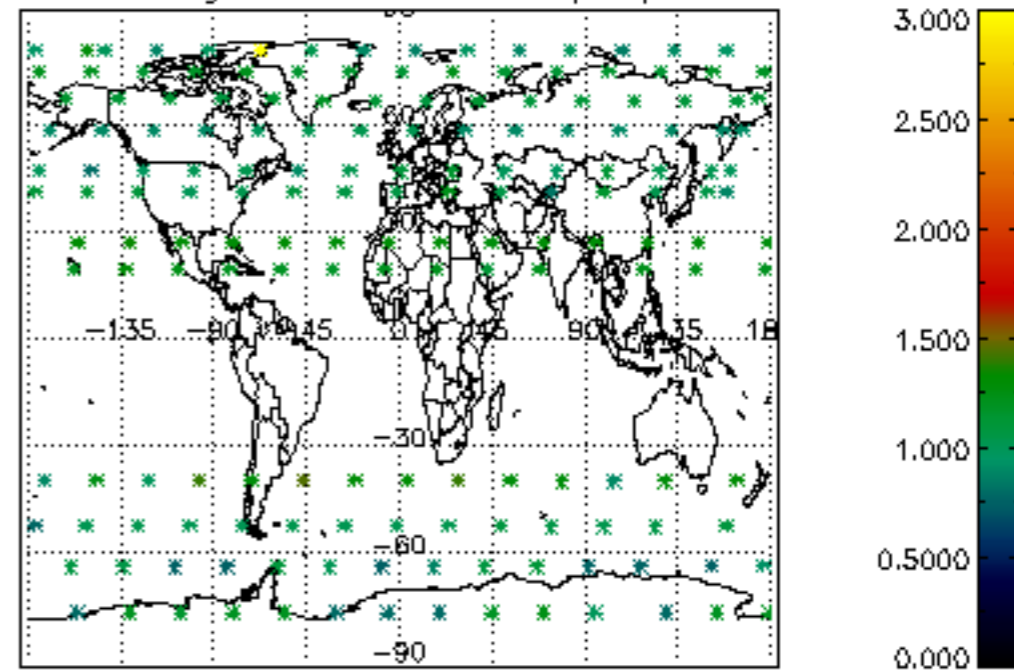
Percentage of saturation errors per profile



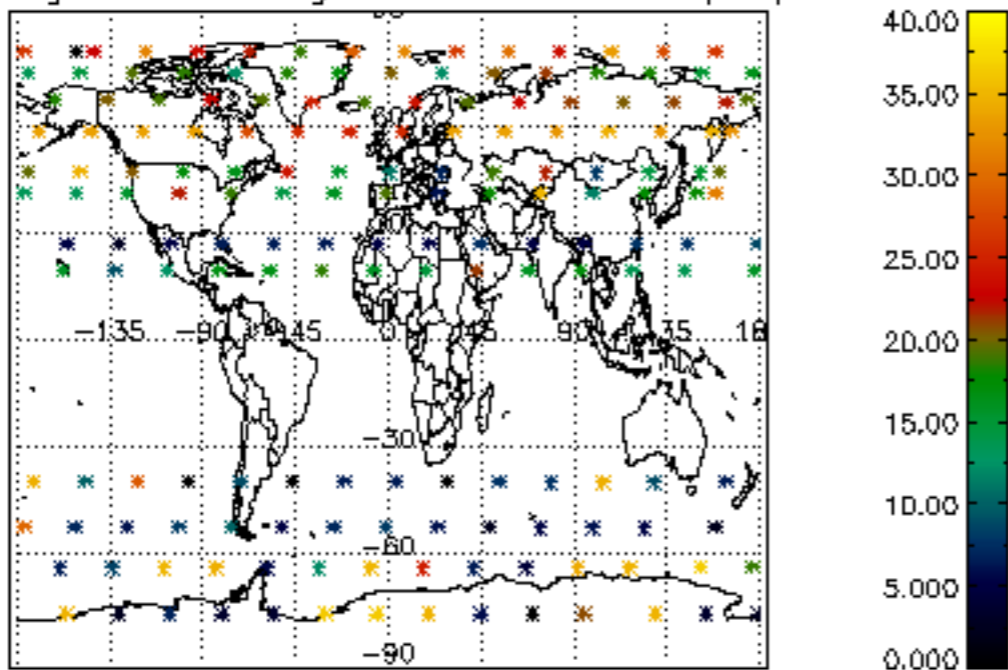
Percentage of cosmic ray hits per profile



Percentage of datation errors per profile



Percentage of star falling outside central band per profile



Percentage of saturation errors per profile

