

GOMOS Level 2 Daily Report

SUMMARY

[1. General Info](#)

[2. Summary of processed GOM_NL_2P products](#)

[3. Level 2 Quality information per product](#)

[3.1 Plot of level 2 quality information per product \(time dependant\)](#)

[3.2 Plot of level 2 quality information per product \(world map\)](#)

[4. Level 1 Quality information per product \(stored on level 2 products\)](#)

[4.1 Plot of level 1 quality information per product \(time dependant\)](#)

[4.1.1 Plot of level 1 quality information per product \(time dependant\): ASCENDING](#)

[4.1.2 Plot of level 1 quality information per product \(time dependant\): DESCENDING](#)

[4.2 Plot of level 1 quality information per product \(world map\)](#)

[4.2.1 Plot of level 1 quality information per product \(world map\): ASCENDING](#)

[4.2.2 Plot of level 1 quality information per product \(world map\): DESCENDING](#)

[5. Ozone profiles based on quality statistics and other trace gas profiles](#)

[5.1 Ozone statistics based on quality of products](#)

[5.2 Plot ozone profiles for all STD \(dark without errors\)](#)

[5.3 Plot ozone profiles where STD < 20% \(dark without errors\)](#)

[5.4. Plot ozone profiles where STD < 10% \(dark without errors\)](#)

[5.5. Plot ozone profiles where STD < 5% \(dark without errors\)](#)

[5.6 Plot NO2 profiles for all STD \(dark without errors\)](#)

[5.7 Plot NO3 profiles for all STD \(dark without errors\)](#)

[5.8 Plot H2O profiles \(only for occultations of stars 1,2,3,4,13,14,16,26,63 dark without errors\) for all STD](#)

[6. Auxiliary Data Files used for the production reported in section 2](#)

This report presents the daily analysis on parameters extracted from GOMOS level 2 data (GOM_NL__2P). It is intended to monitor some important parameters that will impact the quality of these products. A list of level 2 products (and content) that have arrived during the reporting day to the PCF is also given.

Item	Value
Time of report generation	29APR2013 18:04:01
Data source version	GOMOS/6.01
Start time of products	31-12-2010 (31DEC2010 00:00:00)
Stop time of products	01-01-2011 (01JAN2011 00:00:00)
Store outputs in DB	Yes
Nb of level 2 prods	388
Nb of prods with errors	0

2. Summary of processed GOM_NL__2P products.

Nr	Filename	UTC Start time	Limb	Duration	Star Id	Star Name	Star Mag	Star Temp	Nb Meas	Orbit	Prod. error
1	GOM_NL__2PRFIN20101231_000058_000000663098_00059_46194_1680.N1	31-DEC-2010 00:00:58	Bright	66.000	39	85Eta UMa	1.8540	24000.	132	46194	No
2	GOM_NL__2PRFIN20101231_000458_000000413098_00059_46194_1681.N1	31-DEC-2010 00:04:58	Bright	40.500	180	27Gam Boo	3.0400	8000.0	81	46194	No
3	GOM_NL__2PRFIN20101231_000837_000000613098_00059_46194_1682.N1	31-DEC-2010 00:08:37	Bright	61.000	83		2.3780	11000.	122	46194	No
4	GOM_NL__2PRFIN20101231_001149_000000523098_00059_46194_1683.N1	31-DEC-2010 00:11:49	Bright	52.000	3	16Alp Boo	-0.050000	4250.0	104	46194	No
5	GOM_NL__2PRFIN20101231_001852_000000423098_00059_46194_1684.N1	31-DEC-2010 00:18:52	Bright	42.000	104	27Bet Lib	2.6140	13100.	84	46194	No
6	GOM_NL__2PRFIN20101231_002129_000000463098_00059_46194_1685.N1	31-DEC-2010 00:21:29	Twilight	45.500	122	9Alp2Lib	2.7470	9700.0	91	46194	No
7	GOM_NL__2PRFIN20101231_002819_000000483098_00059_46194_1686.N1	31-DEC-2010 00:28:19	Dark	47.500	54	5The Cen	2.0550	4500.0	95	46194	No
8	GOM_NL__2PRFIN20101231_003106_000000413098_00059_46194_1687.N1	31-DEC-2010 00:31:06	Dark	40.500	95	Zet Cen	2.5450	26000.	81	46194	No
9	GOM_NL__2PRFIN20101231_003432_000000483098_00060_46195_1669.N1	31-DEC-2010 00:34:32	Dark	47.500	64	Gam Cen	2.2000	10600.	95	46195	No
10	GOM_NL__2PRFIN20101231_004039_000000483098_00060_46195_1670.N1	31-DEC-2010 00:40:39	Dark	48.000	113	Mu Vel	2.6920	5000.0	96	46195	No
11	GOM_NL__2PRFIN20101231_004318_000000413098_00060_46195_1671.N1	31-DEC-2010 00:43:18	Dark	41.000	71	Iot Car	2.2460	7700.0	82	46195	No
12	GOM_NL__2PRFIN20101231_004454_000000503098_00060_46195_1672.N1	31-DEC-2010 00:44:54	Dark	50.000	41	Eps Car	1.8600	4100.0	100	46195	No
13	GOM_NL__2PRFIN20101231_004803_000000453098_00060_46195_1673.N1	31-DEC-2010 00:48:03	Dark	44.500	34	Gam2Vel	1.7930	23000.	89	46195	No
14	GOM_NL__2PRFIN20101231_005014_000000503098_00060_46195_1674.N1	31-DEC-2010 00:50:14	Dark	50.000	70	Zet Pup	2.2460	39000.	100	46195	No
15	GOM_NL__2PRFIN20101231_005220_000000523098_00060_46195_1675.N1	31-DEC-2010 00:52:20	Dark	51.500	117	Pi Pup	2.7060	3800.0	103	46195	No
16	GOM_NL__2PRFIN20101231_005509_000000463098_00060_46195_1676.N1	31-DEC-2010 00:55:09	Straylight	46.000	23	21Eps CMa	1.5020	26000.	92	46195	No
17	GOM_NL__2PRFIN20101231_005641_000000473098_00060_46195_1677.N1	31-DEC-2010 00:56:41	Straylight	46.500	179	24Omi2CMa	3.0320	24000.	93	46195	No
18	GOM_NL__2PRFIN20101231_005910_000000463098_00060_46195_1678.N1	31-DEC-2010 00:59:10	Straylight	46.000	1	9Alp CMa	-1.4400	11000.	92	46195	No
19	GOM_NL__2PRFIN20101231_010140_000000433098_00060_46195_1679.N1	31-DEC-2010 01:01:40	Straylight	42.500	56	53Kap Ori	2.0650	30000.	85	46195	No
20	GOM_NL__2PRFIN20101231_010410_000000453098_00060_46195_1680.N1	31-DEC-2010 01:04:10	Straylight	44.500	30	46Eps Ori	1.6940	30000.	89	46195	No
21	GOM_NL__2PRFIN20101231_010642_000000563098_00060_46195_1681.N1	31-DEC-2010 01:06:42	Twilight	56.000	14	58Alp Ori	0.87000	3000.0	112	46195	No
22	GOM_NL__2PRFIN20101231_011001_000000573098_00060_46195_1682.N1	31-DEC-2010 01:10:01	Bright	56.500	44	24Gam Gem	1.9280	11000.	113	46195	No
23	GOM_NL__2PRFIN20101231_011139_000000473098_00060_46195_1683.N1	31-DEC-2010 01:11:39	Bright	47.000	151	13Mu Gem	2.8900	3000.0	94	46195	No
24	GOM_NL__2PRFIN20101231_011537_000000393098_00060_46195_1684.N1	31-DEC-2010 01:15:37	Bright	38.500	107	37The Aur	2.6490	11000.	77	46195	No
25	GOM_NL__2PRFIN20101231_011740_000000423098_00060_46195_1685.N1	31-DEC-2010 01:17:40	Bright	42.000	6	13Alp Aur	0.080000	3400.0	84	46195	No
26	GOM_NL__2PRFIN20101231_013415_000000373098_00060_46195_1686.N1	31-DEC-2010 01:34:15	Bright	37.000	60	7Bet UMi	2.0810	3950.0	74	46195	No
27	GOM_NL__2PRFIN20101231_013758_000000483098_00060_46195_1687.N1	31-DEC-2010 01:37:58	Bright	47.500	32	77Eps UMa	1.7630	11000.	95	46195	No
28	GOM_NL__2PRFIN20101231_014112_000000663098_00060_46195_1688.N1	31-DEC-2010 01:41:12	Bright	66.000	39	85Eta UMa	1.8540	24000.	132	46195	No
29	GOM_NL__2PRFIN20101231_014512_000000623098_00060_46195_1689.N1	31-DEC-2010 01:45:12	Bright	62.000	180	27Gam Boo	3.0400	8000.0	124	46195	No
30	GOM_NL__2PRFIN20101231_014851_000000613098_00060_46195_1690.N1	31-DEC-2010 01:48:51	Bright	61.000	83		2.3780	11000.	122	46195	No
31	GOM_NL__2PRFIN20101231_015204_000000523098_00060_46195_1691.N1	31-DEC-2010 01:52:04	Bright	52.000	3	16Alp Boo	-0.050000	4250.0	104	46195	No
32	GOM_NL__2PRFIN20101231_015907_000000563098_00060_46195_1692.N1	31-DEC-2010 01:59:07	Bright	56.000	104	27Bet Lib	2.6140	13100.	112	46195	No
33	GOM_NL__2PRFIN20101231_020143_000000463098_00060_46195_1693.N1	31-DEC-2010 02:01:43	Twilight	46.000	122	9Alp2Lib	2.7470	9700.0	92	46195	No
34	GOM_NL__2PRFIN20101231_020834_000000533098_00060_46195_1694.N1	31-DEC-2010 02:08:34	Dark	53.000	54	5The Cen	2.0550	4500.0	106	46195	No
35	GOM_NL__2PRFIN20101231_021120_000000423098_00060_46195_1695.N1	31-DEC-2010 02:11:20	Dark	42.000	95	Zet Cen	2.5450	26000.	84	46195	No
36	GOM_NL__2PRFIN20101231_021447_000000443098_00061_46196_1677.N1	31-DEC-2010 02:14:47	Dark	43.500	64	Gam Cen	2.2000	10600.	87	46196	No
37	GOM_NL__2PRFIN20101231_022054_000000473098_00061_46196_1678.N1	31-DEC-2010 02:20:54	Dark	47.000	113	Mu Vel	2.6920	5000.0	94	46196	No
38	GOM_NL__2PRFIN20101231_022332_000000423098_00061_46196_1679.N1	31-DEC-2010 02:23:32	Dark	41.500	71	Iot Car	2.2460	7700.0	83	46196	No
39	GOM_NL__2PRFIN20101231_022508_000000563098_00061_46196_1680.N1	31-DEC-2010 02:25:08	Dark	56.000	41	Eps Car	1.8600	4100.0	112	46196	No
40	GOM_NL__2PRFIN20101231_022817_000000473098_00061_46196_1681.N1	31-DEC-2010 02:28:17	Dark	46.500	34	Gam2Vel	1.7930	23000.	93	46196	No
41	GOM_NL__2PRFIN20101231_023028_000000463098_00061_46196_1682.N1	31-DEC-2010 02:30:28	Dark	45.500	70	Zet Pup	2.2460	39000.	91	46196	No
42	GOM_NL__2PRFIN20101231_023234_000000493098_00061_46196_1683.N1	31-DEC-2010 02:32:34	Dark	48.500	117	Pi Pup	2.7060	3800.0	97	46196	No

43	GOM_NL__2PRFIN20101231_023523_000000473098_00061_46196_1684.N1	31-DEC-2010 02:35:23	Straylight	47.000	23	21Eps CMa	1.5020	26000.	94	46196	No
44	GOM_NL__2PRFIN20101231_023656_000000463098_00061_46196_1685.N1	31-DEC-2010 02:36:56	Straylight	45.500	179	24Omi2CMa	3.0320	24000.	91	46196	No
45	GOM_NL__2PRFIN20101231_023925_000000493098_00061_46196_1686.N1	31-DEC-2010 02:39:25	Straylight	49.000	1	9Alp CMa	-1.4400	11000.	98	46196	No
46	GOM_NL__2PRFIN20101231_024154_000000433098_00061_46196_1687.N1	31-DEC-2010 02:41:54	Straylight	43.000	56	53Kap Ori	2.0650	30000.	86	46196	No
47	GOM_NL__2PRFIN20101231_024425_000000453098_00061_46196_1688.N1	31-DEC-2010 02:44:25	Straylight	45.000	30	46Eps Ori	1.6940	30000.	90	46196	No
48	GOM_NL__2PRFIN20101231_024656_000000563098_00061_46196_1689.N1	31-DEC-2010 02:46:56	Tw_i_and_stray	56.000	14	58Alp Ori	0.87000	3000.0	112	46196	No
49	GOM_NL__2PRFIN20101231_025015_000000603098_00061_46196_1690.N1	31-DEC-2010 02:50:15	Bright	59.500	44	24Gam Gem	1.9280	11000.	119	46196	No
50	GOM_NL__2PRFIN20101231_025153_000000493098_00061_46196_1691.N1	31-DEC-2010 02:51:53	Bright	49.000	151	13Mu Gem	2.8900	3000.0	98	46196	No
51	GOM_NL__2PRFIN20101231_025551_000000393098_00061_46196_1692.N1	31-DEC-2010 02:55:51	Bright	39.000	107	37The Aur	2.6490	11000.	78	46196	No
52	GOM_NL__2PRFIN20101231_025754_000000413098_00061_46196_1693.N1	31-DEC-2010 02:57:54	Bright	41.000	6	13Alp Aur	0.080000	3400.0	82	46196	No
53	GOM_NL__2PRFIN20101231_031429_000000373098_00061_46196_1694.N1	31-DEC-2010 03:14:29	Bright	37.000	60	7Bet UMi	2.0810	3950.0	74	46196	No
54	GOM_NL__2PRFIN20101231_031811_000000483098_00061_46196_1695.N1	31-DEC-2010 03:18:11	Bright	47.500	32	77Eps UMa	1.7630	11000.	95	46196	No
55	GOM_NL__2PRFIN20101231_032126_000000443098_00061_46196_1696.N1	31-DEC-2010 03:21:26	Bright	44.000	39	85Eta UMa	1.8540	24000.	88	46196	No
56	GOM_NL__2PRFIN20101231_032527_000000553098_00061_46196_1697.N1	31-DEC-2010 03:25:27	Bright	55.000	180	27Gam Boo	3.0400	8000.0	110	46196	No
57	GOM_NL__2PRFIN20101231_032905_000000623098_00061_46196_1698.N1	31-DEC-2010 03:29:05	Bright	62.000	83		2.3780	11000.	124	46196	No
58	GOM_NL__2PRFIN20101231_033218_000000533098_00061_46196_1699.N1	31-DEC-2010 03:32:18	Bright	52.500	3	16Alp Boo	-0.050000	4250.0	105	46196	No
59	GOM_NL__2PRFIN20101231_033921_000000563098_00061_46196_1700.N1	31-DEC-2010 03:39:21	Bright	56.000	104	27Bet Lib	2.6140	13100.	112	46196	No
60	GOM_NL__2PRFIN20101231_034158_000000473098_00061_46196_1701.N1	31-DEC-2010 03:41:58	Tw_i_and_stray	47.000	122	9Alp2Lib	2.7470	9700.0	94	46196	No
61	GOM_NL__2PRFIN20101231_034848_000000483098_00061_46196_1702.N1	31-DEC-2010 03:48:48	Dark	48.000	54	5The Cen	2.0550	4500.0	96	46196	No
62	GOM_NL__2PRFIN20101231_035135_000000413098_00061_46196_1703.N1	31-DEC-2010 03:51:35	Dark	40.500	95	Zet Cen	2.5450	26000.	81	46196	No
63	GOM_NL__2PRFIN20101231_035502_000000463098_00062_46197_1688.N1	31-DEC-2010 03:55:02	Dark	46.000	64	Gam Cen	2.2000	10600.	92	46197	No
64	GOM_NL__2PRFIN20101231_040109_000000483098_00062_46197_1689.N1	31-DEC-2010 04:01:09	Dark	47.500	113	Mu Vel	2.6920	5000.0	95	46197	No
65	GOM_NL__2PRFIN20101231_040347_000000433098_00062_46197_1690.N1	31-DEC-2010 04:03:47	Dark	43.000	71	Iot Car	2.2460	7700.0	86	46197	No
66	GOM_NL__2PRFIN20101231_040523_000000483098_00062_46197_1691.N1	31-DEC-2010 04:05:23	Dark	47.500	41	Eps Car	1.8600	4100.0	95	46197	No
67	GOM_NL__2PRFIN20101231_040832_000000473098_00062_46197_1692.N1	31-DEC-2010 04:08:32	Dark	46.500	34	Gam2Vel	1.7930	23000.	93	46197	No
68	GOM_NL__2PRFIN20101231_041043_000000493098_00062_46197_1693.N1	31-DEC-2010 04:10:43	Dark	48.500	70	Zet Pup	2.2460	39000.	97	46197	No
69	GOM_NL__2PRFIN20101231_041249_000000443098_00062_46197_1694.N1	31-DEC-2010 04:12:49	Dark	43.500	117	Pi Pup	2.7060	3800.0	87	46197	No
70	GOM_NL__2PRFIN20101231_041537_000000473098_00062_46197_1695.N1	31-DEC-2010 04:15:37	Straylight	46.500	23	21Eps CMa	1.5020	26000.	93	46197	No
71	GOM_NL__2PRFIN20101231_041710_000000463098_00062_46197_1696.N1	31-DEC-2010 04:17:10	Straylight	45.500	179	24Omi2CMa	3.0320	24000.	91	46197	No
72	GOM_NL__2PRFIN20101231_041939_000000503098_00062_46197_1697.N1	31-DEC-2010 04:19:39	Straylight	49.500	1	9Alp CMa	-1.4400	11000.	99	46197	No
73	GOM_NL__2PRFIN20101231_042209_000000433098_00062_46197_1698.N1	31-DEC-2010 04:22:09	Straylight	42.500	56	53Kap Ori	2.0650	30000.	85	46197	No
74	GOM_NL__2PRFIN20101231_042439_000000433098_00062_46197_1699.N1	31-DEC-2010 04:24:39	Straylight	42.500	30	46Eps Ori	1.6940	30000.	85	46197	No
75	GOM_NL__2PRFIN20101231_042711_000000533098_00062_46197_1700.N1	31-DEC-2010 04:27:11	Tw_i_and_stray	52.500	14	58Alp Ori	0.87000	3000.0	105	46197	No
76	GOM_NL__2PRFIN20101231_043029_000000603098_00062_46197_1701.N1	31-DEC-2010 04:30:29	Bright	60.000	44	24Gam Gem	1.9280	11000.	120	46197	No
77	GOM_NL__2PRFIN20101231_043207_000000613098_00062_46197_1702.N1	31-DEC-2010 04:32:07	Bright	61.000	151	13Mu Gem	2.8900	3000.0	122	46197	No
78	GOM_NL__2PRFIN20101231_043605_000000413098_00062_46197_1703.N1	31-DEC-2010 04:36:05	Bright	40.500	107	37The Aur	2.6490	11000.	81	46197	No
79	GOM_NL__2PRFIN20101231_043809_000000413098_00062_46197_1704.N1	31-DEC-2010 04:38:09	Bright	41.000	6	13Alp Aur	0.080000	3400.0	82	46197	No
80	GOM_NL__2PRFIN20101231_045443_000000393098_00062_46197_1705.N1	31-DEC-2010 04:54:43	Bright	38.500	60	7Bet UMi	2.0810	3950.0	77	46197	No
81	GOM_NL__2PRFIN20101231_045825_000000493098_00062_46197_1706.N1	31-DEC-2010 04:58:25	Bright	48.500	32	77Eps UMa	1.7630	11000.	97	46197	No
82	GOM_NL__2PRFIN20101231_050140_000000453098_00062_46197_1707.N1	31-DEC-2010 05:01:40	Bright	44.500	39	85Eta UMa	1.8540	24000.	89	46197	No
83	GOM_NL__2PRFIN20101231_050541_000000623098_00062_46197_1708.N1	31-DEC-2010 05:05:41	Bright	62.000	180	27Gam Boo	3.0400	8000.0	124	46197	No
84	GOM_NL__2PRFIN20101231_050920_000000623098_00062_46197_1709.N1	31-DEC-2010 05:09:20	Bright	62.000	83		2.3780	11000.	124	46197	No
85	GOM_NL__2PRFIN20101231_051233_000000523098_00062_46197_1710.N1	31-DEC-2010 05:12:33	Bright	51.500	3	16Alp Boo	-0.050000	4250.0	103	46197	No
86	GOM_NL__2PRFIN20101231_051936_000000403098_00062_46197_1711.N1	31-DEC-2010 05:19:36	Bright	40.000	104	27Bet Lib	2.6140	13100.	80	46197	No
87	GOM_NL__2PRFIN20101231_052213_000000473098_00062_46197_1712.N1	31-DEC-2010 05:22:13	Tw_i_and_stray	47.000	122	9Alp2Lib	2.7470	9700.0	94	46197	No
88	GOM_NL__2PRFIN20101231_052903_000000533098_00062_46197_1713.N1	31-DEC-2010 05:29:03	Dark	53.000	54	5The Cen	2.0550	4500.0	106	46197	No
89	GOM_NL__2PRFIN20101231_053150_000000393098_00062_46197_1714.N1	31-DEC-2010 05:31:50	Dark	39.000	95	Zet Cen	2.5450	26000.	78	46197	No
90	GOM_NL__2PRFIN20101231_053517_000000443098_00063_46198_1704.N1	31-DEC-2010 05:35:17	Dark	44.000	64	Gam Cen	2.2000	10600.	88	46198	No
91	GOM_NL__2PRFIN20101231_054124_000000473098_00063_46198_1705.N1	31-DEC-2010 05:41:24	Dark	46.500	113	Mu Vel	2.6920	5000.0	93	46198	No
92	GOM_NL__2PRFIN20101231_054402_000000443098_00063_46198_1706.N1	31-DEC-2010 05:44:02	Dark	44.000	71	Iot Car	2.2460	7700.0	88	46198	No
93	GOM_NL__2PRFIN20101231_054537_000000443098_00063_46198_1707.N1	31-DEC-2010 05:45:37	Dark	43.500	41	Eps Car	1.8600	4100.0	87	46198	No
94	GOM_NL__2PRFIN20101231_054847_000000433098_00063_46198_1708.N1	31-DEC-2010 05:48:47	Dark	42.500	34	Gam2Vel	1.7930	23000.	85	46198	No
95	GOM_NL__2PRFIN20101231_055057_000000443098_00063_46198_1709.N1	31-DEC-2010 05:50:57	Dark	44.000	70	Zet Pup	2.2460	39000.	88	46198	No
96	GOM_NL__2PRFIN20101231_055303_000000493098_00063_46198_1710.N1	31-DEC-2010 05:53:03	Dark	48.500	117	Pi Pup	2.7060	3800.0	97	46198	No
97	GOM_NL__2PRFIN20101231_055552_000000483098_00063_46198_1711.N1	31-DEC-2010 05:55:52	Straylight	48.000	23	21Eps CMa	1.5020	26000.	96	46198	No
98	GOM_NL__2PRFIN20101231_055725_000000463098_00063_46198_1712.N1	31-DEC-2010 05:57:25	Straylight	46.000	179	24Omi2CMa	3.0320	24000.	92	46198	No
99	GOM_NL__2PRFIN20101231_055953_000000523098_00063_46198_1713.N1	31-DEC-2010 05:59:53	Straylight	52.000	1	9Alp CMa	-1.4400	11000.	104	46198	No
100	GOM_NL__2PRFIN20101231_060223_000000453098_00063_46198_1714.N1	31-DEC-2010 06:02:23	Straylight	44.500	56	53Kap Ori	2.0650	30000.	89	46198	No
101	GOM_NL__2PRFIN20101231_060453_000000443098_00063_46198_1715.N1	31-DEC-2010 06:04:53	Straylight	44.000	30	46Eps Ori	1.6940	30000.	88	46198	No

102	GOM_NL__2PRFIN20101231_060725_000000533098_00063_46198_1716.N1	31-DEC-2010 06:07:25	Twilight	53.000	14	58Alp Ori	0.87000	3000.0	106	46198	No
103	GOM_NL__2PRFIN20101231_061043_000000513098_00063_46198_1717.N1	31-DEC-2010 06:10:43	Bright	51.000	44	24Gam Gem	1.9280	11000.	102	46198	No
104	GOM_NL__2PRFIN20101231_061220_000000493098_00063_46198_1718.N1	31-DEC-2010 06:12:20	Bright	49.000	151	13Mu Gem	2.8900	3000.0	98	46198	No
105	GOM_NL__2PRFIN20101231_061619_000000403098_00063_46198_1719.N1	31-DEC-2010 06:16:19	Bright	39.500	107	37The Aur	2.6490	11000.	79	46198	No
106	GOM_NL__2PRFIN20101231_061823_000000423098_00063_46198_1720.N1	31-DEC-2010 06:18:23	Bright	42.000	6	13Alp Aur	0.080000	3400.0	84	46198	No
107	GOM_NL__2PRFIN20101231_063457_000000403098_00063_46198_1721.N1	31-DEC-2010 06:34:57	Bright	39.500	60	7Bet UMi	2.0810	3950.0	79	46198	No
108	GOM_NL__2PRFIN20101231_063839_000000443098_00063_46198_1722.N1	31-DEC-2010 06:38:39	Bright	44.000	32	77Eps UMa	1.7630	11000.	88	46198	No
109	GOM_NL__2PRFIN20101231_064153_000000643098_00063_46198_1723.N1	31-DEC-2010 06:41:53	Bright	63.500	39	85Eta UMa	1.8540	24000.	127	46198	No
110	GOM_NL__2PRFIN20101231_064555_000000623098_00063_46198_1724.N1	31-DEC-2010 06:45:55	Bright	62.000	180	27Gam Boo	3.0400	8000.0	124	46198	No
111	GOM_NL__2PRFIN20101231_064934_000000623098_00063_46198_1725.N1	31-DEC-2010 06:49:34	Bright	62.000	83		2.3780	11000.	124	46198	No
112	GOM_NL__2PRFIN20101231_065247_000000533098_00063_46198_1726.N1	31-DEC-2010 06:52:47	Bright	53.000	3	16Alp Boo	-0.050000	4250.0	106	46198	No
113	GOM_NL__2PRFIN20101231_065950_000000383098_00063_46198_1727.N1	31-DEC-2010 06:59:50	Bright	38.000	104	27Bet Lib	2.6140	13100.	76	46198	No
114	GOM_NL__2PRFIN20101231_070227_000000443098_00063_46198_1728.N1	31-DEC-2010 07:02:27	Twilight	44.000	122	9Alp2Lib	2.7470	9700.0	88	46198	No
115	GOM_NL__2PRFIN20101231_070918_000000473098_00063_46198_1729.N1	31-DEC-2010 07:09:18	Dark	47.000	54	5The Cen	2.0550	4500.0	94	46198	No
116	GOM_NL__2PRFIN20101231_071205_000000413098_00063_46198_1730.N1	31-DEC-2010 07:12:05	Dark	40.500	95	Zet Cen	2.5450	26000.	81	46198	No
117	GOM_NL__2PRFIN20101231_071532_000000453098_00064_46199_1729.N1	31-DEC-2010 07:15:32	Dark	44.500	64	Gam Cen	2.2000	10600.	89	46199	No
118	GOM_NL__2PRFIN20101231_072139_000000473098_00064_46199_1730.N1	31-DEC-2010 07:21:39	Dark	47.000	113	Mu Vel	2.6920	5000.0	94	46199	No
119	GOM_NL__2PRFIN20101231_072416_000000423098_00064_46199_1731.N1	31-DEC-2010 07:24:16	Dark	42.000	71	Iot Car	2.2460	7700.0	84	46199	No
120	GOM_NL__2PRFIN20101231_072552_000000433098_00064_46199_1732.N1	31-DEC-2010 07:25:52	Dark	42.500	41	Eps Car	1.8600	4100.0	85	46199	No
121	GOM_NL__2PRFIN20101231_072901_000000443098_00064_46199_1733.N1	31-DEC-2010 07:29:01	Dark	44.000	34	Gam2Vel	1.7930	23000.	88	46199	No
122	GOM_NL__2PRFIN20101231_073112_000000473098_00064_46199_1734.N1	31-DEC-2010 07:31:12	Dark	47.000	70	Zet Pup	2.2460	39000.	94	46199	No
123	GOM_NL__2PRFIN20101231_073318_000000473098_00064_46199_1735.N1	31-DEC-2010 07:33:18	Dark	46.500	117	Pi Pup	2.7060	3800.0	93	46199	No
124	GOM_NL__2PRFIN20101231_073606_000000463098_00064_46199_1736.N1	31-DEC-2010 07:36:06	Straylight	46.000	23	21Eps CMa	1.5020	26000.	92	46199	No
125	GOM_NL__2PRFIN20101231_073739_000000453098_00064_46199_1737.N1	31-DEC-2010 07:37:39	Straylight	44.500	179	24Omi2CMa	3.0320	24000.	89	46199	No
126	GOM_NL__2PRFIN20101231_074007_000000533098_00064_46199_1738.N1	31-DEC-2010 07:40:07	Straylight	52.500	1	9Alp CMa	-1.4400	11000.	105	46199	No
127	GOM_NL__2PRFIN20101231_074237_000000443098_00064_46199_1739.N1	31-DEC-2010 07:42:37	Straylight	43.500	56	53Kap Ori	2.0650	30000.	87	46199	No
128	GOM_NL__2PRFIN20101231_074507_000000413098_00064_46199_1740.N1	31-DEC-2010 07:45:07	Straylight	41.000	30	46Eps Ori	1.6940	30000.	82	46199	No
129	GOM_NL__2PRFIN20101231_074739_000000493098_00064_46199_1741.N1	31-DEC-2010 07:47:39	Twilight	49.000	14	58Alp Ori	0.87000	3000.0	98	46199	No
130	GOM_NL__2PRFIN20101231_075056_000000503098_00064_46199_1742.N1	31-DEC-2010 07:50:56	Bright	50.000	44	24Gam Gem	1.9280	11000.	100	46199	No
131	GOM_NL__2PRFIN20101231_075234_000000433098_00064_46199_1743.N1	31-DEC-2010 07:52:34	Bright	42.500	151	13Mu Gem	2.8900	3000.0	85	46199	No
132	GOM_NL__2PRFIN20101231_075633_000000393098_00064_46199_1744.N1	31-DEC-2010 07:56:33	Bright	38.500	107	37The Aur	2.6490	11000.	77	46199	No
133	GOM_NL__2PRFIN20101231_075837_000000423098_00064_46199_1745.N1	31-DEC-2010 07:58:37	Bright	42.000	6	13Alp Aur	0.080000	3400.0	84	46199	No
134	GOM_NL__2PRFIN20101231_081511_000000373098_00064_46199_1746.N1	31-DEC-2010 08:15:11	Bright	37.000	60	7Bet UMi	2.0810	3950.0	74	46199	No
135	GOM_NL__2PRFIN20101231_081852_000000663098_00064_46199_1747.N1	31-DEC-2010 08:18:52	Bright	65.500	32	77Eps UMa	1.7630	11000.	131	46199	No
136	GOM_NL__2PRFIN20101231_082207_000000433098_00064_46199_1748.N1	31-DEC-2010 08:22:07	Bright	42.500	39	85Eta UMa	1.8540	24000.	85	46199	No
137	GOM_NL__2PRFIN20101231_082609_000000623098_00064_46199_1749.N1	31-DEC-2010 08:26:09	Bright	62.000	180	27Gam Boo	3.0400	8000.0	124	46199	No
138	GOM_NL__2PRFIN20101231_082948_000000623098_00064_46199_1750.N1	31-DEC-2010 08:29:48	Bright	62.000	83		2.3780	11000.	124	46199	No
139	GOM_NL__2PRFIN20101231_083301_000000533098_00064_46199_1751.N1	31-DEC-2010 08:33:01	Bright	53.000	3	16Alp Boo	-0.050000	4250.0	106	46199	No
140	GOM_NL__2PRFIN20101231_084005_000000433098_00064_46199_1752.N1	31-DEC-2010 08:40:05	Bright	42.500	104	27Bet Lib	2.6140	13100.	85	46199	No
141	GOM_NL__2PRFIN20101231_084242_000000463098_00064_46199_1753.N1	31-DEC-2010 08:42:42	Twilight	45.500	122	9Alp2Lib	2.7470	9700.0	91	46199	No
142	GOM_NL__2PRFIN20101231_084933_000000533098_00064_46199_1754.N1	31-DEC-2010 08:49:33	Dark	52.500	54	5The Cen	2.0550	4500.0	105	46199	No
143	GOM_NL__2PRFIN20101231_085219_000000413098_00064_46199_1755.N1	31-DEC-2010 08:52:19	Dark	40.500	95	Zet Cen	2.5450	26000.	81	46199	No
144	GOM_NL__2PRFIN20101231_085546_000000453098_00065_46200_1754.N1	31-DEC-2010 08:55:46	Dark	44.500	64	Gam Cen	2.2000	10600.	89	46200	No
145	GOM_NL__2PRFIN20101231_090154_000000533098_00065_46200_1755.N1	31-DEC-2010 09:01:54	Dark	53.000	113	Mu Vel	2.6920	5000.0	106	46200	No
146	GOM_NL__2PRFIN20101231_090431_000000423098_00065_46200_1756.N1	31-DEC-2010 09:04:31	Dark	41.500	71	Iot Car	2.2460	7700.0	83	46200	No
147	GOM_NL__2PRFIN20101231_090607_000000483098_00065_46200_1757.N1	31-DEC-2010 09:06:07	Dark	48.000	41	Eps Car	1.8600	4100.0	96	46200	No
148	GOM_NL__2PRFIN20101231_090916_000000493098_00065_46200_1758.N1	31-DEC-2010 09:09:16	Dark	49.000	34	Gam2Vel	1.7930	23000.	98	46200	No
149	GOM_NL__2PRFIN20101231_091127_000000463098_00065_46200_1759.N1	31-DEC-2010 09:11:27	Dark	45.500	70	Zet Pup	2.2460	39000.	91	46200	No
150	GOM_NL__2PRFIN20101231_091332_000000483098_00065_46200_1760.N1	31-DEC-2010 09:13:32	Dark	47.500	117	Pi Pup	2.7060	3800.0	95	46200	No
151	GOM_NL__2PRFIN20101231_091620_000000503098_00065_46200_1761.N1	31-DEC-2010 09:16:20	Straylight	50.000	23	21Eps CMa	1.5020	26000.	100	46200	No
152	GOM_NL__2PRFIN20101231_091753_000000473098_00065_46200_1762.N1	31-DEC-2010 09:17:53	Straylight	46.500	179	24Omi2CMa	3.0320	24000.	93	46200	No
153	GOM_NL__2PRFIN20101231_092021_000000573098_00065_46200_1763.N1	31-DEC-2010 09:20:21	Straylight	57.000	1	9Alp CMa	-1.4400	11000.	114	46200	No
154	GOM_NL__2PRFIN20101231_092251_000000433098_00065_46200_1764.N1	31-DEC-2010 09:22:51	Straylight	43.000	56	53Kap Ori	2.0650	30000.	86	46200	No
155	GOM_NL__2PRFIN20101231_092521_000000463098_00065_46200_1765.N1	31-DEC-2010 09:25:21	Straylight	46.000	30	46Eps Ori	1.6940	30000.	92	46200	No
156	GOM_NL__2PRFIN20101231_092753_000000563098_00065_46200_1766.N1	31-DEC-2010 09:27:53	Twilight	56.000	14	58Alp Ori	0.87000	3000.0	112	46200	No
157	GOM_NL__2PRFIN20101231_093110_000000473098_00065_46200_1767.N1	31-DEC-2010 09:31:10	Bright	46.500	44	24Gam Gem	1.9280	11000.	93	46200	No
158	GOM_NL__2PRFIN20101231_093248_000000453098_00065_46200_1768.N1	31-DEC-2010 09:32:48	Bright	44.500	151	13Mu Gem	2.8900	3000.0	89	46200	No
159	GOM_NL__2PRFIN20101231_093646_000000393098_00065_46200_1769.N1	31-DEC-2010 09:36:46	Bright	39.000	107	37The Aur	2.6490	11000.	78	46200	No
160	GOM_NL__2PRFIN20101231_093850_000000433098_00065_46200_1770.N1	31-DEC-2010 09:38:50	Bright	43.000	6	13Alp Aur	0.080000	3400.0	86	46200	No

161	GOM_NL__2PRFIN20101231_095525_000000383098_00065_46200_1771.N1	31-DEC-2010 09:55:25	Bright	38.000	60	7Bet UMi	2.0810	3950.0	76	46200	No
162	GOM_NL__2PRFIN20101231_095906_000000473098_00065_46200_1772.N1	31-DEC-2010 09:59:06	Bright	46.500	32	77Eps UMa	1.7630	11000.	93	46200	No
163	GOM_NL__2PRFIN20101231_100221_000000453098_00065_46200_1773.N1	31-DEC-2010 10:02:21	Bright	45.000	39	85Eta UMa	1.8540	24000.	90	46200	No
164	GOM_NL__2PRFIN20101231_100623_000000623098_00065_46200_1774.N1	31-DEC-2010 10:06:23	Bright	62.000	180	27Gam Boo	3.0400	8000.0	124	46200	No
165	GOM_NL__2PRFIN20101231_101002_000000433098_00065_46200_1775.N1	31-DEC-2010 10:10:02	Bright	42.500	83		2.3780	11000.	85	46200	No
166	GOM_NL__2PRFIN20101231_101316_000000703098_00065_46200_1776.N1	31-DEC-2010 10:13:16	Bright	70.000	3	16Alp Boo	-0.050000	4250.0	140	46200	No
167	GOM_NL__2PRFIN20101231_102019_000000563098_00065_46200_1777.N1	31-DEC-2010 10:20:19	Bright	56.000	104	27Bet Lib	2.6140	13100.	112	46200	No
168	GOM_NL__2PRFIN20101231_102256_000000453098_00065_46200_1778.N1	31-DEC-2010 10:22:56	Tw_i_and_stray	44.500	122	9Alp2Lib	2.7470	9700.0	89	46200	No
169	GOM_NL__2PRFIN20101231_102948_000000493098_00065_46200_1779.N1	31-DEC-2010 10:29:48	Dark	49.000	54	5The Cen	2.0550	4500.0	98	46200	No
170	GOM_NL__2PRFIN20101231_103234_000000413098_00065_46200_1780.N1	31-DEC-2010 10:32:34	Dark	40.500	95	Zet Cen	2.5450	26000.	81	46200	No
171	GOM_NL__2PRFIN20101231_103601_000000463098_00066_46201_1784.N1	31-DEC-2010 10:36:01	Dark	45.500	64	Gam Cen	2.2000	10600.	91	46201	No
172	GOM_NL__2PRFIN20101231_104209_000000533098_00066_46201_1785.N1	31-DEC-2010 10:42:09	Dark	53.000	113	Mu Vel	2.6920	5000.0	106	46201	No
173	GOM_NL__2PRFIN20101231_104445_000000413098_00066_46201_1786.N1	31-DEC-2010 10:44:45	Dark	40.500	71	Iot Car	2.2460	7700.0	81	46201	No
174	GOM_NL__2PRFIN20101231_104621_000000493098_00066_46201_1787.N1	31-DEC-2010 10:46:21	Dark	48.500	41	Eps Car	1.8600	4100.0	97	46201	No
175	GOM_NL__2PRFIN20101231_104930_000000443098_00066_46201_1788.N1	31-DEC-2010 10:49:30	Dark	44.000	34	Gam2Vel	1.7930	23000.	88	46201	No
176	GOM_NL__2PRFIN20101231_105141_000000453098_00066_46201_1789.N1	31-DEC-2010 10:51:41	Dark	44.500	70	Zet Pup	2.2460	39000.	89	46201	No
177	GOM_NL__2PRFIN20101231_105347_000000473098_00066_46201_1790.N1	31-DEC-2010 10:53:47	Dark	46.500	117	Pi Pup	2.7060	3800.0	93	46201	No
178	GOM_NL__2PRFIN20101231_105635_000000473098_00066_46201_1791.N1	31-DEC-2010 10:56:35	Straylight	46.500	23	21Eps CMa	1.5020	26000.	93	46201	No
179	GOM_NL__2PRFIN20101231_105807_000000443098_00066_46201_1792.N1	31-DEC-2010 10:58:07	Straylight	44.000	179	24Omi2CMa	3.0320	24000.	88	46201	No
180	GOM_NL__2PRFIN20101231_110036_000000543098_00066_46201_1793.N1	31-DEC-2010 11:00:36	Straylight	54.000	1	9Alp CMa	-1.4400	11000.	108	46201	No
181	GOM_NL__2PRFIN20101231_110305_000000433098_00066_46201_1794.N1	31-DEC-2010 11:03:05	Straylight	43.000	56	53Kap Ori	2.0650	30000.	86	46201	No
182	GOM_NL__2PRFIN20101231_110535_000000443098_00066_46201_1795.N1	31-DEC-2010 11:05:35	Straylight	44.000	30	46Eps Ori	1.6940	30000.	88	46201	No
183	GOM_NL__2PRFIN20101231_110807_000000523098_00066_46201_1796.N1	31-DEC-2010 11:08:07	Tw_i_and_stray	51.500	14	58Alp Ori	0.87000	3000.0	103	46201	No
184	GOM_NL__2PRFIN20101231_111124_000000533098_00066_46201_1797.N1	31-DEC-2010 11:11:24	Bright	53.000	44	24Gam Gem	1.9280	11000.	106	46201	No
185	GOM_NL__2PRFIN20101231_111301_000000463098_00066_46201_1798.N1	31-DEC-2010 11:13:01	Bright	46.000	151	13Mu Gem	2.8900	3000.0	92	46201	No
186	GOM_NL__2PRFIN20101231_111700_000000393098_00066_46201_1799.N1	31-DEC-2010 11:17:00	Bright	39.000	107	37The Aur	2.6490	11000.	78	46201	No
187	GOM_NL__2PRFIN20101231_111904_000000403098_00066_46201_1800.N1	31-DEC-2010 11:19:04	Bright	40.000	6	13Alp Aur	0.080000	3400.0	80	46201	No
188	GOM_NL__2PRFIN20101231_113539_000000403098_00066_46201_1801.N1	31-DEC-2010 11:35:39	Bright	40.000	60	7Bet UMi	2.0810	3950.0	80	46201	No
189	GOM_NL__2PRFIN20101231_113919_000000483098_00066_46201_1802.N1	31-DEC-2010 11:39:19	Bright	48.000	32	77Eps UMa	1.7630	11000.	96	46201	No
190	GOM_NL__2PRFIN20101231_114235_000000463098_00066_46201_1803.N1	31-DEC-2010 11:42:35	Bright	46.000	39	85Eta UMa	1.8540	24000.	92	46201	No
191	GOM_NL__2PRFIN20101231_114637_000000423098_00066_46201_1804.N1	31-DEC-2010 11:46:37	Bright	41.500	180	27Gam Boo	3.0400	8000.0	83	46201	No
192	GOM_NL__2PRFIN20101231_115016_000000423098_00066_46201_1805.N1	31-DEC-2010 11:50:16	Bright	41.500	83		2.3780	11000.	83	46201	No
193	GOM_NL__2PRFIN20101231_115330_000000533098_00066_46201_1806.N1	31-DEC-2010 11:53:30	Bright	52.500	3	16Alp Boo	-0.050000	4250.0	105	46201	No
194	GOM_NL__2PRFIN20101231_120033_000000403098_00066_46201_1807.N1	31-DEC-2010 12:00:33	Bright	39.500	104	27Bet Lib	2.6140	13100.	79	46201	No
195	GOM_NL__2PRFIN20101231_120311_000000443098_00066_46201_1808.N1	31-DEC-2010 12:03:11	Tw_i_and_stray	44.000	122	9Alp2Lib	2.7470	9700.0	88	46201	No
196	GOM_NL__2PRFIN20101231_121002_000000503098_00066_46201_1809.N1	31-DEC-2010 12:10:02	Dark	49.500	54	5The Cen	2.0550	4500.0	99	46201	No
197	GOM_NL__2PRFIN20101231_121248_000000403098_00066_46201_1810.N1	31-DEC-2010 12:12:48	Dark	40.000	95	Zet Cen	2.5450	26000.	80	46201	No
198	GOM_NL__2PRFIN20101231_121616_000000453098_00067_46202_1863.N1	31-DEC-2010 12:16:16	Dark	44.500	64	Gam Cen	2.2000	10600.	89	46202	No
199	GOM_NL__2PRFIN20101231_122224_000000473098_00067_46202_1864.N1	31-DEC-2010 12:22:24	Dark	47.000	113	Mu Vel	2.6920	5000.0	94	46202	No
200	GOM_NL__2PRFIN20101231_122500_000000423098_00067_46202_1865.N1	31-DEC-2010 12:25:00	Dark	42.000	71	Iot Car	2.2460	7700.0	84	46202	No
201	GOM_NL__2PRFIN20101231_122636_000000493098_00067_46202_1866.N1	31-DEC-2010 12:26:36	Dark	48.500	41	Eps Car	1.8600	4100.0	97	46202	No
202	GOM_NL__2PRFIN20101231_122945_000000443098_00067_46202_1867.N1	31-DEC-2010 12:29:45	Dark	44.000	34	Gam2Vel	1.7930	23000.	88	46202	No
203	GOM_NL__2PRFIN20101231_123155_000000473098_00067_46202_1868.N1	31-DEC-2010 12:31:55	Dark	47.000	70	Zet Pup	2.2460	39000.	94	46202	No
204	GOM_NL__2PRFIN20101231_123401_000000493098_00067_46202_1869.N1	31-DEC-2010 12:34:01	Dark	49.000	117	Pi Pup	2.7060	3800.0	98	46202	No
205	GOM_NL__2PRFIN20101231_123649_000000483098_00067_46202_1870.N1	31-DEC-2010 12:36:49	Straylight	48.000	23	21Eps CMa	1.5020	26000.	96	46202	No
206	GOM_NL__2PRFIN20101231_123821_000000453098_00067_46202_1871.N1	31-DEC-2010 12:38:21	Straylight	45.000	179	24Omi2CMa	3.0320	24000.	90	46202	No
207	GOM_NL__2PRFIN20101231_124050_000000583098_00067_46202_1872.N1	31-DEC-2010 12:40:50	Straylight	58.000	1	9Alp CMa	-1.4400	11000.	116	46202	No
208	GOM_NL__2PRFIN20101231_124319_000000433098_00067_46202_1873.N1	31-DEC-2010 12:43:19	Straylight	42.500	56	53Kap Ori	2.0650	30000.	85	46202	No
209	GOM_NL__2PRFIN20101231_124549_000000463098_00067_46202_1874.N1	31-DEC-2010 12:45:49	Straylight	45.500	30	46Eps Ori	1.6940	30000.	91	46202	No
210	GOM_NL__2PRFIN20101231_124821_000000533098_00067_46202_1875.N1	31-DEC-2010 12:48:21	Tw_i_and_stray	53.000	14	58Alp Ori	0.87000	3000.0	106	46202	No
211	GOM_NL__2PRFIN20101231_125137_000000513098_00067_46202_1876.N1	31-DEC-2010 12:51:37	Bright	51.000	44	24Gam Gem	1.9280	11000.	102	46202	No
212	GOM_NL__2PRFIN20101231_125315_000000493098_00067_46202_1877.N1	31-DEC-2010 12:53:15	Bright	48.500	151	13Mu Gem	2.8900	3000.0	97	46202	No
213	GOM_NL__2PRFIN20101231_125714_000000393098_00067_46202_1878.N1	31-DEC-2010 12:57:14	Bright	38.500	107	37The Aur	2.6490	11000.	77	46202	No
214	GOM_NL__2PRFIN20101231_125918_000000423098_00067_46202_1879.N1	31-DEC-2010 12:59:18	Bright	42.000	6	13Alp Aur	0.080000	3400.0	84	46202	No
215	GOM_NL__2PRFIN20101231_131553_000000343098_00067_46202_1880.N1	31-DEC-2010 13:15:53	Bright	34.000	60	7Bet UMi	2.0810	3950.0	68	46202	No
216	GOM_NL__2PRFIN20101231_131933_000000493098_00067_46202_1881.N1	31-DEC-2010 13:19:33	Bright	48.500	32	77Eps UMa	1.7630	11000.	97	46202	No
217	GOM_NL__2PRFIN20101231_132249_000000453098_00067_46202_1882.N1	31-DEC-2010 13:22:49	Bright	44.500	39	85Eta UMa	1.8540	24000.	89	46202	No
218	GOM_NL__2PRFIN20101231_132651_000000413098_00067_46202_1883.N1	31-DEC-2010 13:26:51	Bright	41.000	180	27Gam Boo	3.0400	8000.0	82	46202	No
219	GOM_NL__2PRFIN20101231_133031_000000623098_00067_46202_1884.N1	31-DEC-2010 13:30:31	Bright	62.000	83		2.3780	11000.	124	46202	No

220	GOM_NL__2PRFIN20101231_133345_000000533098_00067_46202_1885.N1	31-DEC-2010 13:33:45	Bright	52.500	3	16Alp Boo	-0.050000	4250.0	105	46202	No
221	GOM_NL__2PRFIN20101231_134048_000000383098_00067_46202_1886.N1	31-DEC-2010 13:40:48	Bright	37.500	104	27Bet Lib	2.6140	13100.	75	46202	No
222	GOM_NL__2PRFIN20101231_134326_000000463098_00067_46202_1887.N1	31-DEC-2010 13:43:26	Tw_i_and_stray	46.000	122	9Alp2Lib	2.7470	9700.0	92	46202	No
223	GOM_NL__2PRFIN20101231_135017_000000513098_00067_46202_1888.N1	31-DEC-2010 13:50:17	Dark	50.500	54	5The Cen	2.0550	4500.0	101	46202	No
224	GOM_NL__2PRFIN20101231_135303_000000413098_00067_46202_1889.N1	31-DEC-2010 13:53:03	Dark	41.000	95	Zet Cen	2.5450	26000.	82	46202	No
225	GOM_NL__2PRFIN20101231_135631_000000453098_00068_46203_1898.N1	31-DEC-2010 13:56:31	Dark	45.000	64	Gam Cen	2.2000	10600.	90	46203	No
226	GOM_NL__2PRFIN20101231_140239_000000493098_00068_46203_1899.N1	31-DEC-2010 14:02:39	Dark	49.000	113	Mu Vel	2.6920	5000.0	98	46203	No
227	GOM_NL__2PRFIN20101231_140514_000000423098_00068_46203_1900.N1	31-DEC-2010 14:05:14	Dark	42.000	71	Iot Car	2.2460	7700.0	84	46203	No
228	GOM_NL__2PRFIN20101231_140650_000000443098_00068_46203_1901.N1	31-DEC-2010 14:06:50	Dark	43.500	41	Eps Car	1.8600	4100.0	87	46203	No
229	GOM_NL__2PRFIN20101231_140959_000000473098_00068_46203_1902.N1	31-DEC-2010 14:09:59	Dark	47.000	34	Gam2Vel	1.7930	23000.	94	46203	No
230	GOM_NL__2PRFIN20101231_141210_000000463098_00068_46203_1903.N1	31-DEC-2010 14:12:10	Dark	46.000	70	Zet Pup	2.2460	39000.	92	46203	No
231	GOM_NL__2PRFIN20101231_141415_000000463098_00068_46203_1904.N1	31-DEC-2010 14:14:15	Dark	45.500	117	Pi Pup	2.7060	3800.0	91	46203	No
232	GOM_NL__2PRFIN20101231_141703_000000463098_00068_46203_1905.N1	31-DEC-2010 14:17:03	Straylight	46.000	23	21Eps CMa	1.5020	26000.	92	46203	No
233	GOM_NL__2PRFIN20101231_141836_000000463098_00068_46203_1906.N1	31-DEC-2010 14:18:36	Straylight	45.500	179	24Omi2CMa	3.0320	24000.	91	46203	No
234	GOM_NL__2PRFIN20101231_142104_000000593098_00068_46203_1907.N1	31-DEC-2010 14:21:04	Straylight	59.000	1	9Alp CMa	-1.4400	11000.	118	46203	No
235	GOM_NL__2PRFIN20101231_142333_000000443098_00068_46203_1908.N1	31-DEC-2010 14:23:33	Straylight	43.500	56	53Kap Ori	2.0650	30000.	87	46203	No
236	GOM_NL__2PRFIN20101231_142603_000000453098_00068_46203_1909.N1	31-DEC-2010 14:26:03	Straylight	44.500	30	46Eps Ori	1.6940	30000.	89	46203	No
237	GOM_NL__2PRFIN20101231_142834_000000503098_00068_46203_1910.N1	31-DEC-2010 14:28:34	Tw_i_and_stray	49.500	14	58Alp Ori	0.87000	3000.0	99	46203	No
238	GOM_NL__2PRFIN20101231_143151_000000573098_00068_46203_1911.N1	31-DEC-2010 14:31:51	Bright	56.500	44	24Gam Gem	1.9280	11000.	113	46203	No
239	GOM_NL__2PRFIN20101231_143329_000000473098_00068_46203_1912.N1	31-DEC-2010 14:33:29	Bright	47.000	151	13Mu Gem	2.8900	3000.0	94	46203	No
240	GOM_NL__2PRFIN20101231_143728_000000403098_00068_46203_1913.N1	31-DEC-2010 14:37:28	Bright	39.500	107	37The Aur	2.6490	11000.	79	46203	No
241	GOM_NL__2PRFIN20101231_143932_000000423098_00068_46203_1914.N1	31-DEC-2010 14:39:32	Bright	42.000	6	13Alp Aur	0.080000	3400.0	84	46203	No
242	GOM_NL__2PRFIN20101231_145607_000000373098_00068_46203_1915.N1	31-DEC-2010 14:56:07	Bright	36.500	60	7Bet UMi	2.0810	3950.0	73	46203	No
243	GOM_NL__2PRFIN20101231_145947_000000483098_00068_46203_1916.N1	31-DEC-2010 14:59:47	Bright	48.000	32	77Eps UMa	1.7630	11000.	96	46203	No
244	GOM_NL__2PRFIN20101231_150302_000000663098_00068_46203_1917.N1	31-DEC-2010 15:03:02	Bright	66.000	39	85Eta UMa	1.8540	24000.	132	46203	No
245	GOM_NL__2PRFIN20101231_150705_000000463098_00068_46203_1918.N1	31-DEC-2010 15:07:05	Bright	46.000	180	27Gam Boo	3.0400	8000.0	92	46203	No
246	GOM_NL__2PRFIN20101231_151045_000000423098_00068_46203_1919.N1	31-DEC-2010 15:10:45	Bright	42.000	83		2.3780	11000.	84	46203	No
247	GOM_NL__2PRFIN20101231_151359_000000533098_00068_46203_1920.N1	31-DEC-2010 15:13:59	Bright	53.000	3	16Alp Boo	-0.050000	4250.0	106	46203	No
248	GOM_NL__2PRFIN20101231_152102_000000563098_00068_46203_1921.N1	31-DEC-2010 15:21:02	Bright	56.000	104	27Bet Lib	2.6140	13100.	112	46203	No
249	GOM_NL__2PRFIN20101231_152340_000000483098_00068_46203_1922.N1	31-DEC-2010 15:23:40	Tw_i_and_stray	48.000	122	9Alp2Lib	2.7470	9700.0	96	46203	No
250	GOM_NL__2PRFIN20101231_153032_000000493098_00068_46203_1923.N1	31-DEC-2010 15:30:32	Dark	48.500	54	5The Cen	2.0550	4500.0	97	46203	No
251	GOM_NL__2PRFIN20101231_153318_000000413098_00068_46203_1924.N1	31-DEC-2010 15:33:18	Dark	41.000	95	Zet Cen	2.5450	26000.	82	46203	No
252	GOM_NL__2PRFIN20101231_153646_000000433098_00069_46204_1937.N1	31-DEC-2010 15:36:46	Dark	43.000	64	Gam Cen	2.2000	10600.	86	46204	No
253	GOM_NL__2PRFIN20101231_154253_000000503098_00069_46204_1938.N1	31-DEC-2010 15:42:53	Dark	49.500	113	Mu Vel	2.6920	5000.0	99	46204	No
254	GOM_NL__2PRFIN20101231_154529_000000413098_00069_46204_1939.N1	31-DEC-2010 15:45:29	Dark	41.000	71	Iot Car	2.2460	7700.0	82	46204	No
255	GOM_NL__2PRFIN20101231_154704_000000443098_00069_46204_1940.N1	31-DEC-2010 15:47:04	Dark	43.500	41	Eps Car	1.8600	4100.0	87	46204	No
256	GOM_NL__2PRFIN20101231_155014_000000423098_00069_46204_1941.N1	31-DEC-2010 15:50:14	Dark	42.000	34	Gam2Vel	1.7930	23000.	84	46204	No
257	GOM_NL__2PRFIN20101231_155225_000000463098_00069_46204_1942.N1	31-DEC-2010 15:52:25	Dark	46.000	70	Zet Pup	2.2460	39000.	92	46204	No
258	GOM_NL__2PRFIN20101231_155430_000000503098_00069_46204_1943.N1	31-DEC-2010 15:54:30	Dark	49.500	117	Pi Pup	2.7060	3800.0	99	46204	No
259	GOM_NL__2PRFIN20101231_155718_000000513098_00069_46204_1944.N1	31-DEC-2010 15:57:18	Straylight	50.500	23	21Eps CMa	1.5020	26000.	101	46204	No
260	GOM_NL__2PRFIN20101231_155850_000000463098_00069_46204_1945.N1	31-DEC-2010 15:58:50	Straylight	46.000	179	24Omi2CMa	3.0320	24000.	92	46204	No
261	GOM_NL__2PRFIN20101231_160118_000000513098_00069_46204_1946.N1	31-DEC-2010 16:01:18	Straylight	51.000	1	9Alp CMa	-1.4400	11000.	102	46204	No
262	GOM_NL__2PRFIN20101231_160347_000000433098_00069_46204_1947.N1	31-DEC-2010 16:03:47	Straylight	43.000	56	53Kap Ori	2.0650	30000.	86	46204	No
263	GOM_NL__2PRFIN20101231_160617_000000433098_00069_46204_1948.N1	31-DEC-2010 16:06:17	Straylight	43.000	30	46Eps Ori	1.6940	30000.	86	46204	No
264	GOM_NL__2PRFIN20101231_160848_000000563098_00069_46204_1949.N1	31-DEC-2010 16:08:48	Tw_i_and_stray	55.500	14	58Alp Ori	0.87000	3000.0	111	46204	No
265	GOM_NL__2PRFIN20101231_161205_000000583098_00069_46204_1950.N1	31-DEC-2010 16:12:05	Bright	57.500	44	24Gam Gem	1.9280	11000.	115	46204	No
266	GOM_NL__2PRFIN20101231_161342_000000473098_00069_46204_1951.N1	31-DEC-2010 16:13:42	Bright	47.000	151	13Mu Gem	2.8900	3000.0	94	46204	No
267	GOM_NL__2PRFIN20101231_161741_000000393098_00069_46204_1952.N1	31-DEC-2010 16:17:41	Bright	39.000	107	37The Aur	2.6490	11000.	78	46204	No
268	GOM_NL__2PRFIN20101231_161946_000000423098_00069_46204_1953.N1	31-DEC-2010 16:19:46	Bright	42.000	6	13Alp Aur	0.080000	3400.0	84	46204	No
269	GOM_NL__2PRFIN20101231_163621_000000383098_00069_46204_1954.N1	31-DEC-2010 16:36:21	Bright	38.000	60	7Bet UMi	2.0810	3950.0	76	46204	No
270	GOM_NL__2PRFIN20101231_164000_000000483098_00069_46204_1955.N1	31-DEC-2010 16:40:00	Bright	48.000	32	77Eps UMa	1.7630	11000.	96	46204	No
271	GOM_NL__2PRFIN20101231_164316_000000473098_00069_46204_1956.N1	31-DEC-2010 16:43:16	Bright	46.500	39	85Eta UMa	1.8540	24000.	93	46204	No
272	GOM_NL__2PRFIN20101231_164719_000000443098_00069_46204_1957.N1	31-DEC-2010 16:47:19	Bright	43.500	180	27Gam Boo	3.0400	8000.0	87	46204	No
273	GOM_NL__2PRFIN20101231_165059_000000453098_00069_46204_1958.N1	31-DEC-2010 16:50:59	Bright	45.000	83		2.3780	11000.	90	46204	No
274	GOM_NL__2PRFIN20101231_165414_000000533098_00069_46204_1959.N1	31-DEC-2010 16:54:14	Bright	53.000	3	16Alp Boo	-0.050000	4250.0	106	46204	No
275	GOM_NL__2PRFIN20101231_170117_000000563098_00069_46204_1960.N1	31-DEC-2010 17:01:17	Bright	56.000	104	27Bet Lib	2.6140	13100.	112	46204	No
276	GOM_NL__2PRFIN20101231_170355_000000463098_00069_46204_1961.N1	31-DEC-2010 17:03:55	Tw_i_and_stray	46.000	122	9Alp2Lib	2.7470	9700.0	92	46204	No
277	GOM_NL__2PRFIN20101231_171047_000000533098_00069_46204_1962.N1	31-DEC-2010 17:10:47	Dark	52.500	54	5The Cen	2.0550	4500.0	105	46204	No
278	GOM_NL__2PRFIN20101231_171332_000000423098_00069_46204_1963.N1	31-DEC-2010 17:13:32	Dark	41.500	95	Zet Cen	2.5450	26000.	83	46204	No

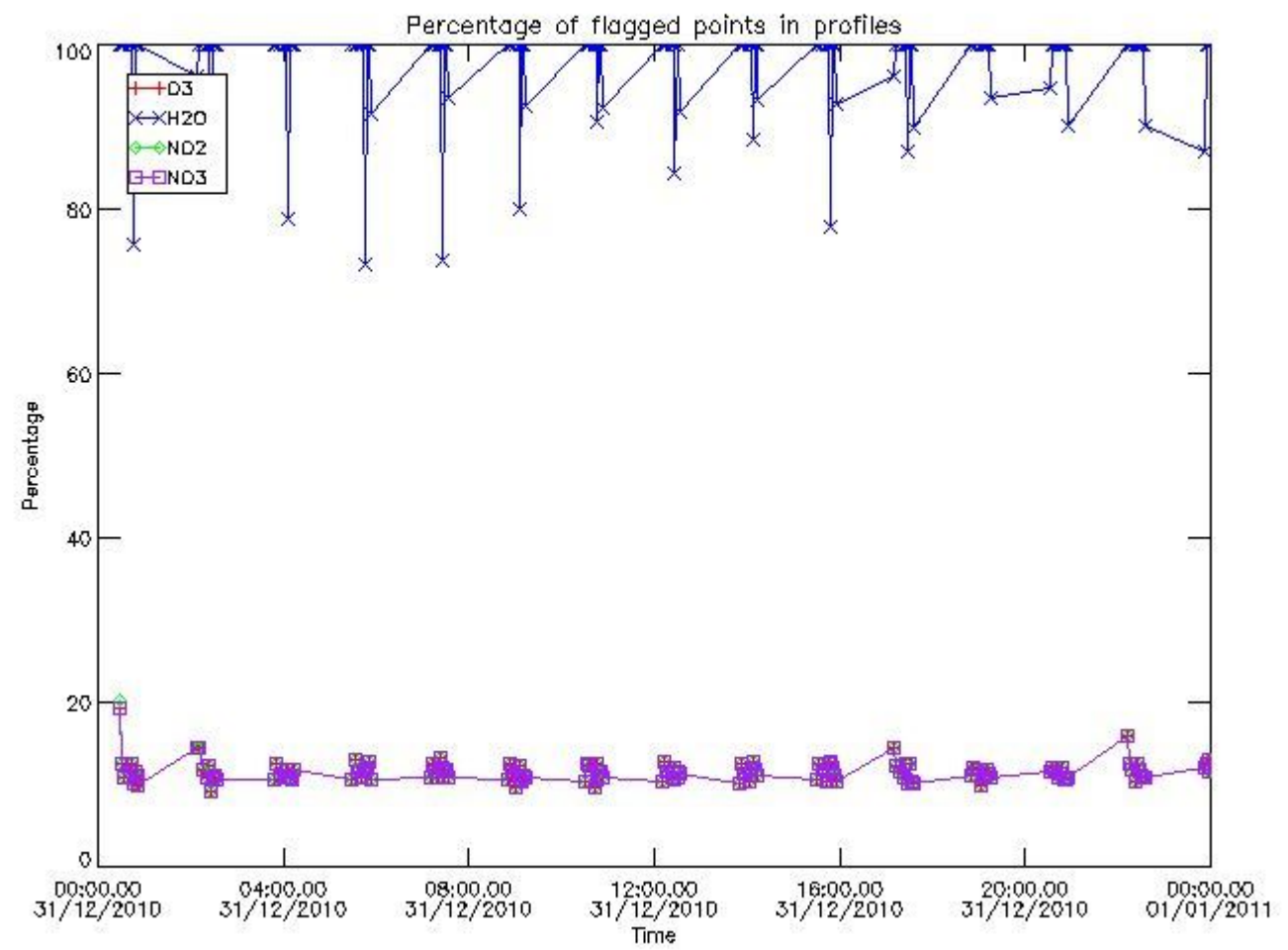
279	GOM_NL__2PRFIN20101231_171700_000000443098_00070_46205_1974.N1	31-DEC-2010 17:17:00	Dark	44.000	64	Gam Cen	2.2000	10600.	88	46205	No
280	GOM_NL__2PRFIN20101231_172308_000000473098_00070_46205_1975.N1	31-DEC-2010 17:23:08	Dark	47.000	113	Mu Vel	2.6920	5000.0	94	46205	No
281	GOM_NL__2PRFIN20101231_172544_000000413098_00070_46205_1976.N1	31-DEC-2010 17:25:44	Dark	41.000	71	Iot Car	2.2460	7700.0	82	46205	No
282	GOM_NL__2PRFIN20101231_172719_000000513098_00070_46205_1977.N1	31-DEC-2010 17:27:19	Dark	50.500	41	Eps Car	1.8600	4100.0	101	46205	No
283	GOM_NL__2PRFIN20101231_173028_000000453098_00070_46205_1978.N1	31-DEC-2010 17:30:28	Dark	45.000	34	Gam2Vel	1.7930	23000.	90	46205	No
284	GOM_NL__2PRFIN20101231_173239_000000493098_00070_46205_1979.N1	31-DEC-2010 17:32:39	Dark	49.000	70	Zet Pup	2.2460	39000.	98	46205	No
285	GOM_NL__2PRFIN20101231_173444_000000503098_00070_46205_1980.N1	31-DEC-2010 17:34:44	Dark	50.000	117	Pi Pup	2.7060	3800.0	100	46205	No
286	GOM_NL__2PRFIN20101231_173732_000000463098_00070_46205_1981.N1	31-DEC-2010 17:37:32	Straylight	46.000	23	21Eps CMa	1.5020	26000.	92	46205	No
287	GOM_NL__2PRFIN20101231_173904_000000443098_00070_46205_1982.N1	31-DEC-2010 17:39:04	Straylight	44.000	179	24Omi2CMa	3.0320	24000.	88	46205	No
288	GOM_NL__2PRFIN20101231_174132_000000493098_00070_46205_1983.N1	31-DEC-2010 17:41:32	Straylight	49.000	1	9Alp CMa	-1.4400	11000.	98	46205	No
289	GOM_NL__2PRFIN20101231_174402_000000413098_00070_46205_1984.N1	31-DEC-2010 17:44:02	Straylight	41.000	56	53Kap Ori	2.0650	30000.	82	46205	No
290	GOM_NL__2PRFIN20101231_174632_000000443098_00070_46205_1985.N1	31-DEC-2010 17:46:32	Straylight	44.000	30	46Eps Ori	1.6940	30000.	88	46205	No
291	GOM_NL__2PRFIN20101231_174903_000000563098_00070_46205_1986.N1	31-DEC-2010 17:49:03	Twi_and_stray	56.000	14	58Alp Ori	0.87000	3000.0	112	46205	No
292	GOM_NL__2PRFIN20101231_175218_000000583098_00070_46205_1987.N1	31-DEC-2010 17:52:18	Bright	57.500	44	24Gam Gem	1.9280	11000.	115	46205	No
293	GOM_NL__2PRFIN20101231_175356_000000573098_00070_46205_1988.N1	31-DEC-2010 17:53:56	Bright	57.000	151	13Mu Gem	2.8900	3000.0	114	46205	No
294	GOM_NL__2PRFIN20101231_175755_000000403098_00070_46205_1989.N1	31-DEC-2010 17:57:55	Bright	39.500	107	37The Aur	2.6490	11000.	79	46205	No
295	GOM_NL__2PRFIN20101231_180000_000000403098_00070_46205_1990.N1	31-DEC-2010 18:00:00	Bright	39.500	6	13Alp Aur	0.080000	3400.0	79	46205	No
296	GOM_NL__2PRFIN20101231_181635_000000403098_00070_46205_1991.N1	31-DEC-2010 18:16:35	Bright	39.500	60	7Bet UMi	2.0810	3950.0	79	46205	No
297	GOM_NL__2PRFIN20101231_182014_000000443098_00070_46205_1992.N1	31-DEC-2010 18:20:14	Bright	44.000	32	77Eps UMa	1.7630	11000.	88	46205	No
298	GOM_NL__2PRFIN20101231_182330_000000473098_00070_46205_1993.N1	31-DEC-2010 18:23:30	Bright	46.500	39	85Eta UMa	1.8540	24000.	93	46205	No
299	GOM_NL__2PRFIN20101231_182733_000000423098_00070_46205_1994.N1	31-DEC-2010 18:27:33	Bright	41.500	180	27Gam Boo	3.0400	8000.0	83	46205	No
300	GOM_NL__2PRFIN20101231_183113_000000623098_00070_46205_1995.N1	31-DEC-2010 18:31:13	Bright	62.000	83		2.3780	11000.	124	46205	No
301	GOM_NL__2PRFIN20101231_183428_000000533098_00070_46205_1996.N1	31-DEC-2010 18:34:28	Bright	52.500	3	16Alp Boo	-0.050000	4250.0	105	46205	No
302	GOM_NL__2PRFIN20101231_184131_000000463098_00070_46205_1997.N1	31-DEC-2010 18:41:31	Bright	45.500	104	27Bet Lib	2.6140	13100.	91	46205	No
303	GOM_NL__2PRFIN20101231_184410_000000453098_00070_46205_1998.N1	31-DEC-2010 18:44:10	Twi_and_stray	45.000	122	9Alp2Lib	2.7470	9700.0	90	46205	No
304	GOM_NL__2PRFIN20101231_185101_000000503098_00070_46205_1999.N1	31-DEC-2010 18:51:01	Dark	50.000	54	5The Cen	2.0550	4500.0	100	46205	No
305	GOM_NL__2PRFIN20101231_185347_000000423098_00070_46205_2000.N1	31-DEC-2010 18:53:47	Dark	42.000	95	Zet Cen	2.5450	26000.	84	46205	No
306	GOM_NL__2PRFIN20101231_185715_000000443098_00071_46206_2000.N1	31-DEC-2010 18:57:15	Dark	43.500	64	Gam Cen	2.2000	10600.	87	46206	No
307	GOM_NL__2PRFIN20101231_190324_000000523098_00071_46206_2001.N1	31-DEC-2010 19:03:24	Dark	52.000	113	Mu Vel	2.6920	5000.0	104	46206	No
308	GOM_NL__2PRFIN20101231_190558_000000473098_00071_46206_2002.N1	31-DEC-2010 19:05:58	Dark	46.500	71	Iot Car	2.2460	7700.0	93	46206	No
309	GOM_NL__2PRFIN20101231_190752_000000473098_00071_46206_2003.N1	31-DEC-2010 19:07:52	Dark	47.000	46	Del Vel	1.9540	10600.	94	46206	No
310	GOM_NL__2PRFIN20101231_191043_000000443098_00071_46206_2004.N1	31-DEC-2010 19:10:43	Dark	43.500	34	Gam2Vel	1.7930	23000.	87	46206	No
311	GOM_NL__2PRFIN20101231_191254_000000493098_00071_46206_2005.N1	31-DEC-2010 19:12:54	Dark	49.000	70	Zet Pup	2.2460	39000.	98	46206	No
312	GOM_NL__2PRFIN20101231_191459_000000473098_00071_46206_2006.N1	31-DEC-2010 19:14:59	Dark	47.000	117	Pi Pup	2.7060	3800.0	94	46206	No
313	GOM_NL__2PRFIN20101231_191746_000000443098_00071_46206_2007.N1	31-DEC-2010 19:17:46	Straylight	44.000	23	21Eps CMa	1.5020	26000.	88	46206	No
314	GOM_NL__2PRFIN20101231_191918_000000433098_00071_46206_2008.N1	31-DEC-2010 19:19:18	Straylight	42.500	179	24Omi2CMa	3.0320	24000.	85	46206	No
315	GOM_NL__2PRFIN20101231_192146_000000483098_00071_46206_2009.N1	31-DEC-2010 19:21:46	Straylight	48.000	1	9Alp CMa	-1.4400	11000.	96	46206	No
316	GOM_NL__2PRFIN20101231_192416_000000423098_00071_46206_2010.N1	31-DEC-2010 19:24:16	Straylight	42.000	56	53Kap Ori	2.0650	30000.	84	46206	No
317	GOM_NL__2PRFIN20101231_192646_000000453098_00071_46206_2011.N1	31-DEC-2010 19:26:46	Straylight	44.500	30	46Eps Ori	1.6940	30000.	89	46206	No
318	GOM_NL__2PRFIN20101231_192917_000000553098_00071_46206_2012.N1	31-DEC-2010 19:29:17	Twi_and_stray	55.000	14	58Alp Ori	0.87000	3000.0	110	46206	No
319	GOM_NL__2PRFIN20101231_193232_000000573098_00071_46206_2013.N1	31-DEC-2010 19:32:32	Bright	57.000	44	24Gam Gem	1.9280	11000.	114	46206	No
320	GOM_NL__2PRFIN20101231_193410_000000483098_00071_46206_2014.N1	31-DEC-2010 19:34:10	Bright	47.500	151	13Mu Gem	2.8900	3000.0	95	46206	No
321	GOM_NL__2PRFIN20101231_193809_000000393098_00071_46206_2015.N1	31-DEC-2010 19:38:09	Bright	39.000	107	37The Aur	2.6490	11000.	78	46206	No
322	GOM_NL__2PRFIN20101231_194014_000000413098_00071_46206_2016.N1	31-DEC-2010 19:40:14	Bright	41.000	6	13Alp Aur	0.080000	3400.0	82	46206	No
323	GOM_NL__2PRFIN20101231_195649_000000353098_00071_46206_2017.N1	31-DEC-2010 19:56:49	Bright	35.000	60	7Bet UMi	2.0810	3950.0	70	46206	No
324	GOM_NL__2PRFIN20101231_200028_000000503098_00071_46206_2018.N1	31-DEC-2010 20:00:28	Bright	49.500	32	77Eps UMa	1.7630	11000.	99	46206	No
325	GOM_NL__2PRFIN20101231_200344_000000663098_00071_46206_2019.N1	31-DEC-2010 20:03:44	Bright	66.000	39	85Eta UMa	1.8540	24000.	132	46206	No
326	GOM_NL__2PRFIN20101231_200747_000000623098_00071_46206_2020.N1	31-DEC-2010 20:07:47	Bright	62.000	180	27Gam Boo	3.0400	8000.0	124	46206	No
327	GOM_NL__2PRFIN20101231_201128_000000623098_00071_46206_2021.N1	31-DEC-2010 20:11:28	Bright	62.000	83		2.3780	11000.	124	46206	No
328	GOM_NL__2PRFIN20101231_201443_000000543098_00071_46206_2022.N1	31-DEC-2010 20:14:43	Bright	53.500	3	16Alp Boo	-0.050000	4250.0	107	46206	No
329	GOM_NL__2PRFIN20101231_202146_000000563098_00071_46206_2023.N1	31-DEC-2010 20:21:46	Bright	56.000	104	27Bet Lib	2.6140	13100.	112	46206	No
330	GOM_NL__2PRFIN20101231_202424_000000463098_00071_46206_2024.N1	31-DEC-2010 20:24:24	Twi_and_stray	45.500	122	9Alp2Lib	2.7470	9700.0	91	46206	No
331	GOM_NL__2PRFIN20101231_203116_000000493098_00071_46206_2025.N1	31-DEC-2010 20:31:16	Dark	48.500	54	5The Cen	2.0550	4500.0	97	46206	No
332	GOM_NL__2PRFIN20101231_203401_000000423098_00071_46206_2026.N1	31-DEC-2010 20:34:01	Dark	42.000	95	Zet Cen	2.5450	26000.	84	46206	No
333	GOM_NL__2PRFIN20101231_203730_000000453098_00072_46207_2034.N1	31-DEC-2010 20:37:30	Dark	44.500	64	Gam Cen	2.2000	10600.	89	46207	No
334	GOM_NL__2PRFIN20101231_204338_000000473098_00072_46207_2035.N1	31-DEC-2010 20:43:38	Dark	46.500	113	Mu Vel	2.6920	5000.0	93	46207	No
335	GOM_NL__2PRFIN20101231_204613_000000453098_00072_46207_2036.N1	31-DEC-2010 20:46:13	Dark	45.000	71	Iot Car	2.2460	7700.0	90	46207	No
336	GOM_NL__2PRFIN20101231_204807_000000433098_00072_46207_2037.N1	31-DEC-2010 20:48:07	Dark	42.500	46	Del Vel	1.9540	10600.	85	46207	No
337	GOM_NL__2PRFIN20101231_205057_000000483098_00072_46207_2038.N1	31-DEC-2010 20:50:57	Dark	48.000	34	Gam2Vel	1.7930	23000.	96	46207	No

338	GOM_NL__2PRFIN20101231_205308_000000483098_00072_46207_2039.N1	31-DEC-2010 20:53:08	Dark	48.000	70	Zet Pup	2.2460	39000.	96	46207	No
339	GOM_NL__2PRFIN20101231_205513_000000473098_00072_46207_2040.N1	31-DEC-2010 20:55:13	Dark	46.500	117	Pi Pup	2.7060	3800.0	93	46207	No
340	GOM_NL__2PRFIN20101231_205800_000000493098_00072_46207_2041.N1	31-DEC-2010 20:58:00	Straylight	48.500	23	21Eps CMa	1.5020	26000.	97	46207	No
341	GOM_NL__2PRFIN20101231_205933_000000453098_00072_46207_2042.N1	31-DEC-2010 20:59:33	Straylight	45.000	179	24Omi2CMa	3.0320	24000.	90	46207	No
342	GOM_NL__2PRFIN20101231_210200_000000513098_00072_46207_2043.N1	31-DEC-2010 21:02:00	Straylight	51.000	1	9Alp CMa	-1.4400	11000.	102	46207	No
343	GOM_NL__2PRFIN20101231_210430_000000433098_00072_46207_2044.N1	31-DEC-2010 21:04:30	Straylight	42.500	56	53Kap Ori	2.0650	30000.	85	46207	No
344	GOM_NL__2PRFIN20101231_210700_000000453098_00072_46207_2045.N1	31-DEC-2010 21:07:00	Straylight	44.500	30	46Eps Ori	1.6940	30000.	89	46207	No
345	GOM_NL__2PRFIN20101231_210930_000000563098_00072_46207_2046.N1	31-DEC-2010 21:09:30	Tw_i_and_stray	56.000	14	58Alp Ori	0.87000	3000.0	112	46207	No
346	GOM_NL__2PRFIN20101231_211246_000000613098_00072_46207_2047.N1	31-DEC-2010 21:12:46	Bright	60.500	44	24Gam Gem	1.9280	11000.	121	46207	No
347	GOM_NL__2PRFIN20101231_211424_000000483098_00072_46207_2048.N1	31-DEC-2010 21:14:24	Bright	47.500	151	13Mu Gem	2.8900	3000.0	95	46207	No
348	GOM_NL__2PRFIN20101231_211823_000000403098_00072_46207_2049.N1	31-DEC-2010 21:18:23	Bright	39.500	107	37The Aur	2.6490	11000.	79	46207	No
349	GOM_NL__2PRFIN20101231_212028_000000423098_00072_46207_2050.N1	31-DEC-2010 21:20:28	Bright	41.500	6	13Alp Aur	0.080000	3400.0	83	46207	No
350	GOM_NL__2PRFIN20101231_213702_000000353098_00072_46207_2051.N1	31-DEC-2010 21:37:02	Bright	35.000	60	7Bet UMi	2.0810	3950.0	70	46207	No
351	GOM_NL__2PRFIN20101231_214041_000000493098_00072_46207_2052.N1	31-DEC-2010 21:40:41	Bright	48.500	32	77Eps UMa	1.7630	11000.	97	46207	No
352	GOM_NL__2PRFIN20101231_214358_000000663098_00072_46207_2053.N1	31-DEC-2010 21:43:58	Bright	66.000	39	85Eta UMa	1.8540	24000.	132	46207	No
353	GOM_NL__2PRFIN20101231_214801_000000623098_00072_46207_2054.N1	31-DEC-2010 21:48:01	Bright	62.000	180	27Gam Boo	3.0400	8000.0	124	46207	No
354	GOM_NL__2PRFIN20101231_215142_000000623098_00072_46207_2055.N1	31-DEC-2010 21:51:42	Bright	62.000	83		2.3780	11000.	124	46207	No
355	GOM_NL__2PRFIN20101231_215457_000000543098_00072_46207_2056.N1	31-DEC-2010 21:54:57	Bright	53.500	3	16Alp Boo	-0.050000	4250.0	107	46207	No
356	GOM_NL__2PRFIN20101231_220201_000000563098_00072_46207_2057.N1	31-DEC-2010 22:02:01	Bright	56.000	104	27Bet Lib	2.6140	13100.	112	46207	No
357	GOM_NL__2PRFIN20101231_220439_000000433098_00072_46207_2058.N1	31-DEC-2010 22:04:39	Tw_i_and_stray	43.000	122	9Alp2Lib	2.7470	9700.0	86	46207	No
358	GOM_NL__2PRFIN20101231_221131_000000543098_00072_46207_2059.N1	31-DEC-2010 22:11:31	Dark	54.000	54	5The Cen	2.0550	4500.0	108	46207	No
359	GOM_NL__2PRFIN20101231_221416_000000413098_00072_46207_2060.N1	31-DEC-2010 22:14:16	Dark	40.500	95	Zet Cen	2.5450	26000.	81	46207	No
360	GOM_NL__2PRFIN20101231_221745_000000433098_00073_46208_2045.N1	31-DEC-2010 22:17:45	Dark	43.000	64	Gam Cen	2.2000	10600.	86	46208	No
361	GOM_NL__2PRFIN20101231_222353_000000503098_00073_46208_2046.N1	31-DEC-2010 22:23:53	Dark	49.500	113	Mu Vel	2.6920	5000.0	99	46208	No
362	GOM_NL__2PRFIN20101231_222627_000000413098_00073_46208_2047.N1	31-DEC-2010 22:26:27	Dark	41.000	71	lot Car	2.2460	7700.0	82	46208	No
363	GOM_NL__2PRFIN20101231_222821_000000443098_00073_46208_2048.N1	31-DEC-2010 22:28:21	Dark	43.500	46	Del Vel	1.9540	10600.	87	46208	No
364	GOM_NL__2PRFIN20101231_223112_000000463098_00073_46208_2049.N1	31-DEC-2010 22:31:12	Dark	46.000	34	Gam2Vel	1.7930	23000.	92	46208	No
365	GOM_NL__2PRFIN20101231_223323_000000483098_00073_46208_2050.N1	31-DEC-2010 22:33:23	Dark	47.500	70	Zet Pup	2.2460	39000.	95	46208	No
366	GOM_NL__2PRFIN20101231_223527_000000473098_00073_46208_2051.N1	31-DEC-2010 22:35:27	Dark	46.500	117	Pi Pup	2.7060	3800.0	93	46208	No
367	GOM_NL__2PRFIN20101231_223815_000000473098_00073_46208_2052.N1	31-DEC-2010 22:38:15	Straylight	46.500	23	21Eps CMa	1.5020	26000.	93	46208	No
368	GOM_NL__2PRFIN20101231_223947_000000423098_00073_46208_2053.N1	31-DEC-2010 22:39:47	Straylight	42.000	179	24Omi2CMa	3.0320	24000.	84	46208	No
369	GOM_NL__2PRFIN20101231_224214_000000583098_00073_46208_2054.N1	31-DEC-2010 22:42:14	Straylight	57.500	1	9Alp CMa	-1.4400	11000.	115	46208	No
370	GOM_NL__2PRFIN20101231_224444_000000423098_00073_46208_2055.N1	31-DEC-2010 22:44:44	Straylight	41.500	56	53Kap Ori	2.0650	30000.	83	46208	No
371	GOM_NL__2PRFIN20101231_224714_000000433098_00073_46208_2056.N1	31-DEC-2010 22:47:14	Straylight	43.000	30	46Eps Ori	1.6940	30000.	86	46208	No
372	GOM_NL__2PRFIN20101231_224944_000000563098_00073_46208_2057.N1	31-DEC-2010 22:49:44	Tw_i_and_stray	55.500	14	58Alp Ori	0.87000	3000.0	111	46208	No
373	GOM_NL__2PRFIN20101231_225259_000000573098_00073_46208_2058.N1	31-DEC-2010 22:52:59	Bright	57.000	44	24Gam Gem	1.9280	11000.	114	46208	No
374	GOM_NL__2PRFIN20101231_225437_000000463098_00073_46208_2059.N1	31-DEC-2010 22:54:37	Bright	45.500	151	13Mu Gem	2.8900	3000.0	91	46208	No
375	GOM_NL__2PRFIN20101231_225836_000000393098_00073_46208_2060.N1	31-DEC-2010 22:58:36	Bright	38.500	107	37The Aur	2.6490	11000.	77	46208	No
376	GOM_NL__2PRFIN20101231_230042_000000413098_00073_46208_2061.N1	31-DEC-2010 23:00:42	Bright	40.500	6	13Alp Aur	0.080000	3400.0	81	46208	No
377	GOM_NL__2PRFIN20101231_231716_000000373098_00073_46208_2062.N1	31-DEC-2010 23:17:16	Bright	36.500	60	7Bet UMi	2.0810	3950.0	73	46208	No
378	GOM_NL__2PRFIN20101231_232055_000000473098_00073_46208_2063.N1	31-DEC-2010 23:20:55	Bright	47.000	32	77Eps UMa	1.7630	11000.	94	46208	No
379	GOM_NL__2PRFIN20101231_232412_000000663098_00073_46208_2064.N1	31-DEC-2010 23:24:12	Bright	66.000	39	85Eta UMa	1.8540	24000.	132	46208	No
380	GOM_NL__2PRFIN20101231_232815_000000413098_00073_46208_2065.N1	31-DEC-2010 23:28:15	Bright	40.500	180	27Gam Boo	3.0400	8000.0	81	46208	No
381	GOM_NL__2PRFIN20101231_233156_000000623098_00073_46208_2066.N1	31-DEC-2010 23:31:56	Bright	62.000	83		2.3780	11000.	124	46208	No
382	GOM_NL__2PRFIN20101231_233511_000000543098_00073_46208_2067.N1	31-DEC-2010 23:35:11	Bright	53.500	3	16Alp Boo	-0.050000	4250.0	107	46208	No
383	GOM_NL__2PRFIN20101231_234215_000000563098_00073_46208_2068.N1	31-DEC-2010 23:42:15	Bright	56.000	104	27Bet Lib	2.6140	13100.	112	46208	No
384	GOM_NL__2PRFIN20101231_234453_000000463098_00073_46208_2069.N1	31-DEC-2010 23:44:53	Tw_i_and_stray	45.500	122	9Alp2Lib	2.7470	9700.0	91	46208	No
385	GOM_NL__2PRFIN20101231_235145_000000513098_00073_46208_2070.N1	31-DEC-2010 23:51:45	Dark	50.500	54	5The Cen	2.0550	4500.0	101	46208	No
386	GOM_NL__2PRFIN20101231_235431_000000413098_00073_46208_2071.N1	31-DEC-2010 23:54:31	Dark	41.000	95	Zet Cen	2.5450	26000.	82	46208	No
387	GOM_NL__2PRFIN20101231_235615_000000403098_00074_46209_2072.N1	31-DEC-2010 23:56:15	Dark	39.500	77	Eps Cen	2.3030	28000.	79	46209	No
388	GOM_NL__2PRFIN20101231_235800_000000443098_00074_46209_2186.N1	31-DEC-2010 23:58:00	Dark	44.000	64	Gam Cen	2.2000	10600.	88	46209	No

3. Quality information per product

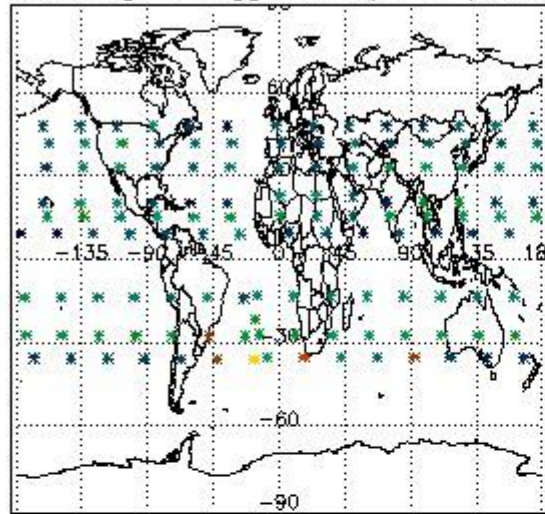
In this section it is plotted some information contained in the Quality Summary data set of the level 2 products. Only products in dark limb conditions and without errors (error flag in the MPH set to "0") are used.

3.1 Plot quality information per product (time dependant)

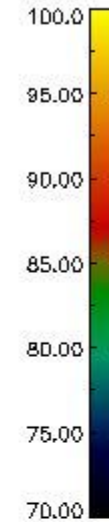
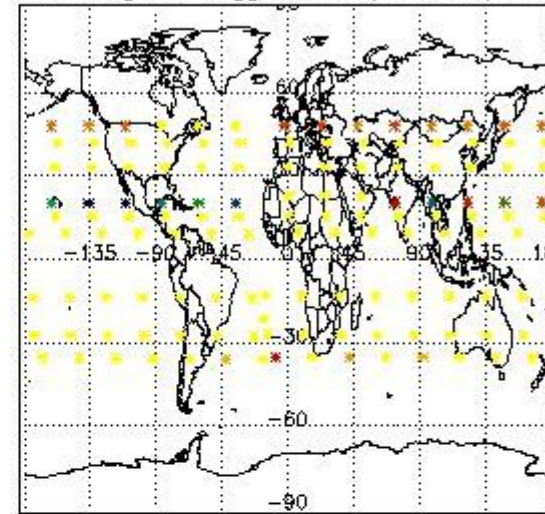


3.2 Plot quality information per product (world map)

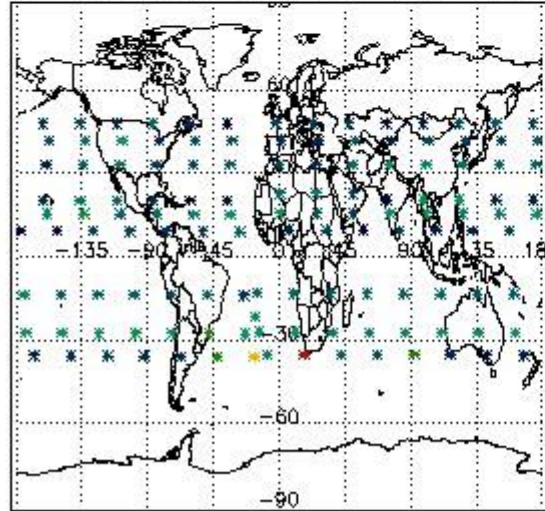
Percentage of flagged data per O3 profile



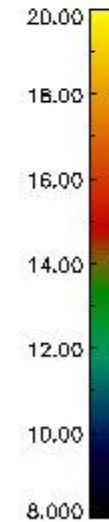
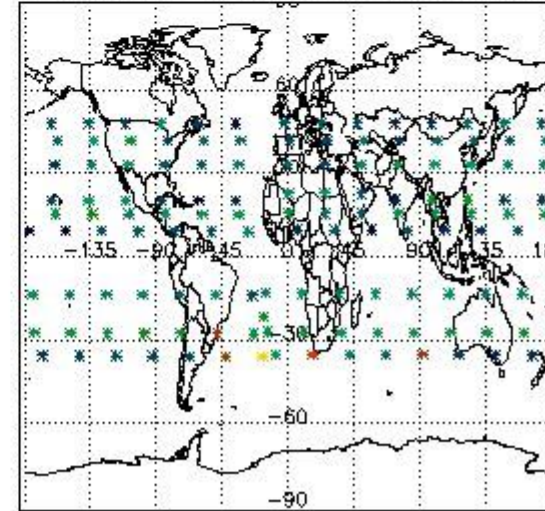
Percentage of flagged data per H2O profile



Percentage of flagged data per NO2 profile



Percentage of flagged data per NO3 profile

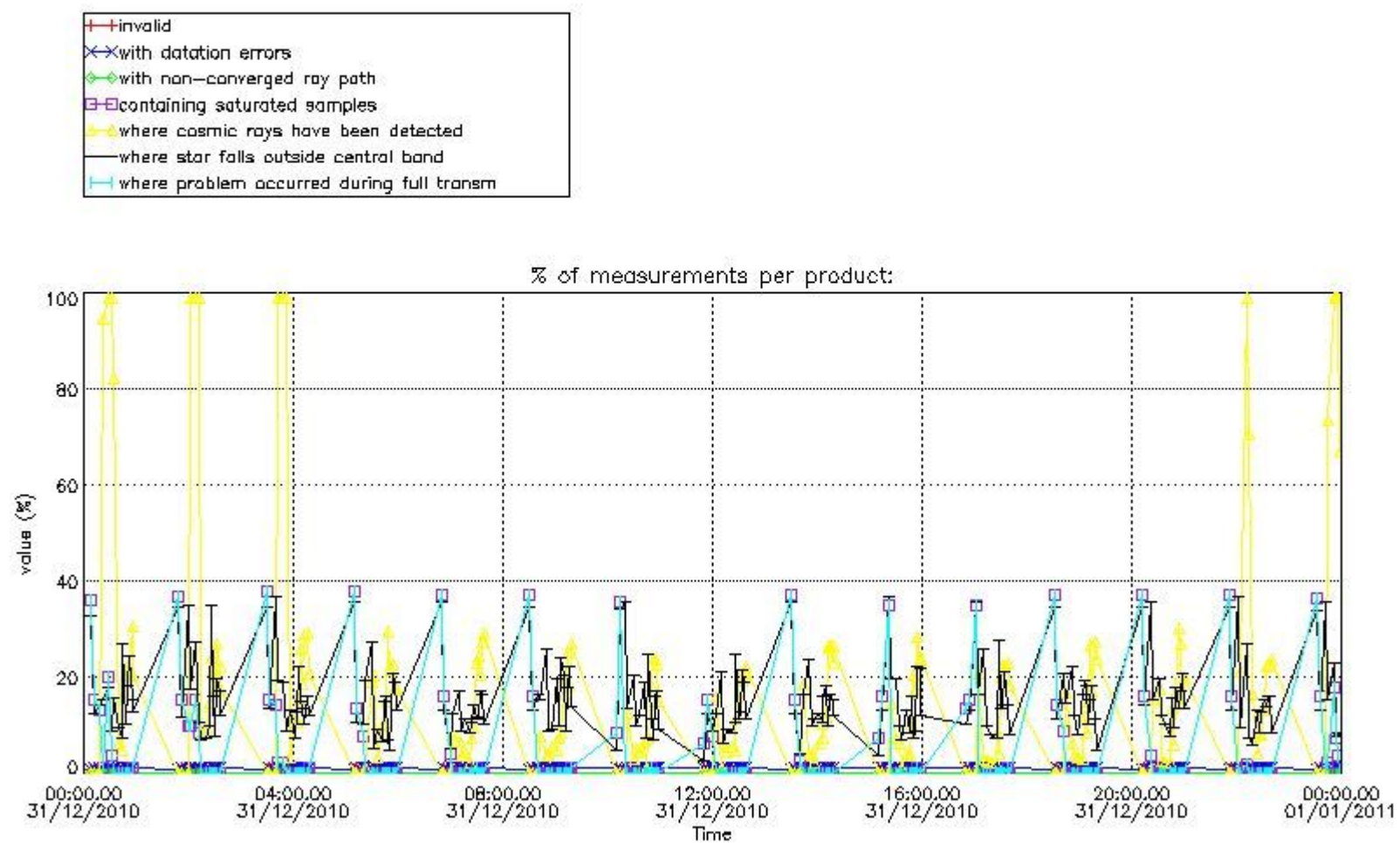


4. Level 1 quality information per product

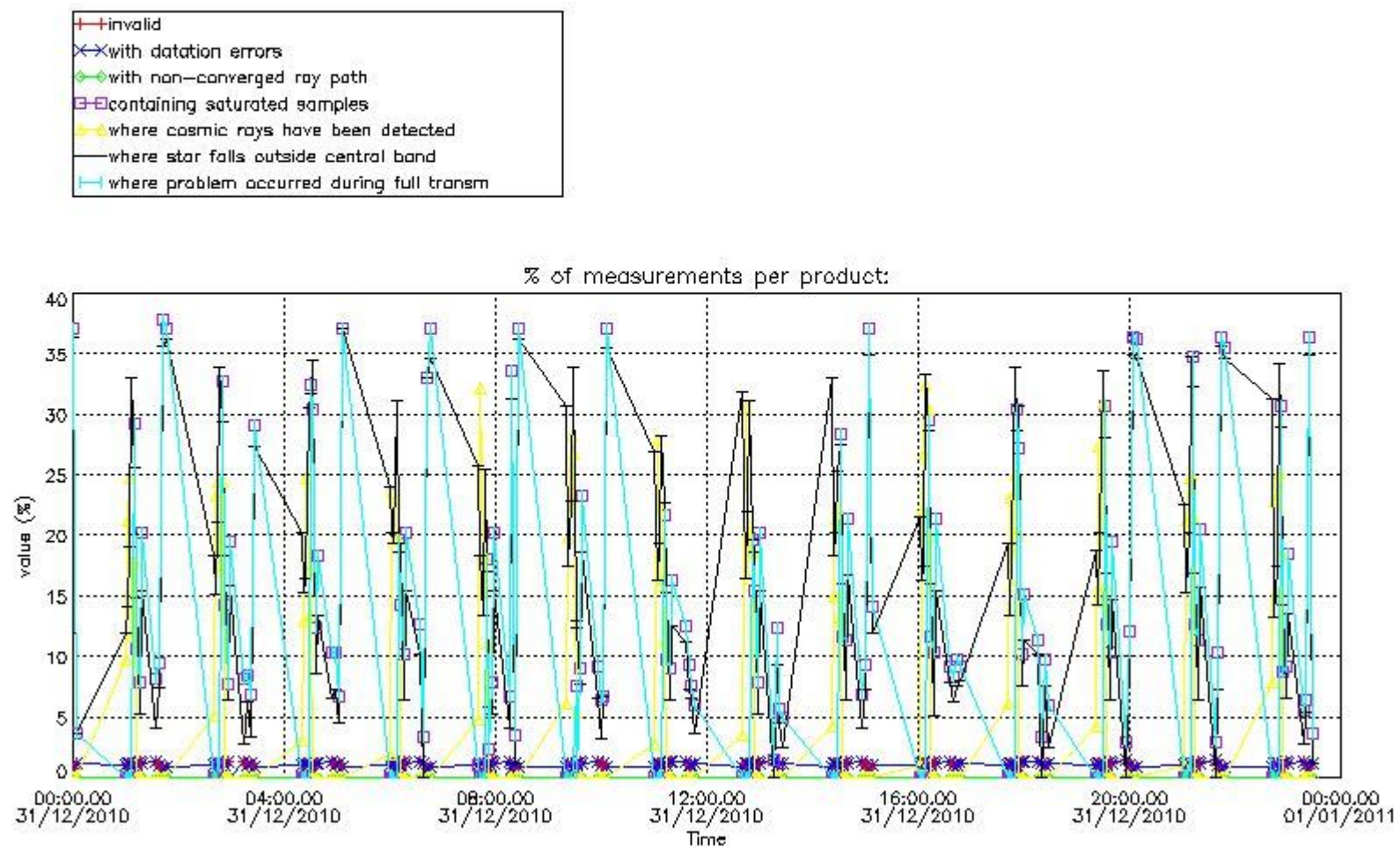
In this section it is plotted some information contained in the Quality Summary data set of the level 2 products that comes from the level 1b processing. Products without errors (error flag in the MPH set to "0") are used.

4.1 Plot quality information per product (time dependant) coming from level 1b processing

4.1.1 Plot level 1 quality information per product (time dependant): ENVISAT ASCENDING passes

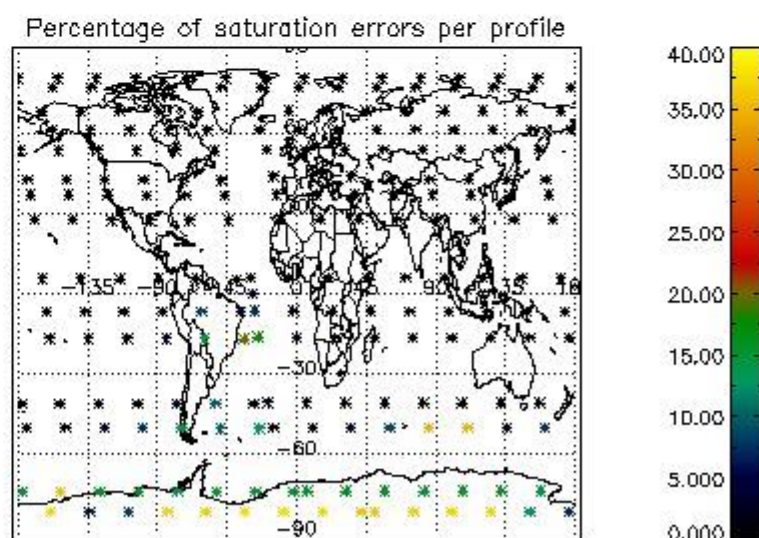
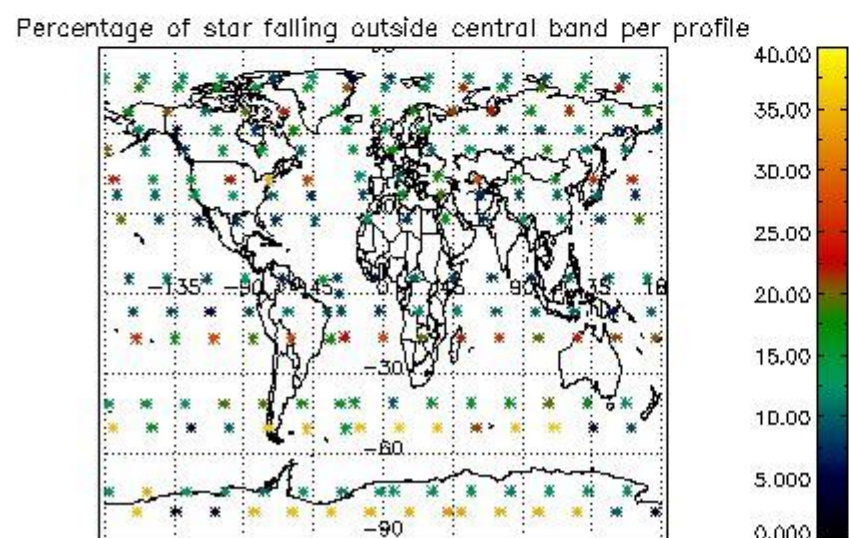
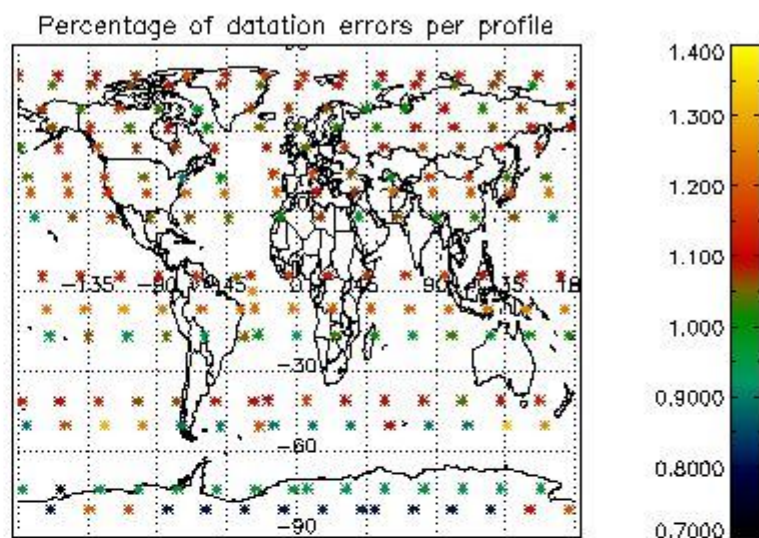
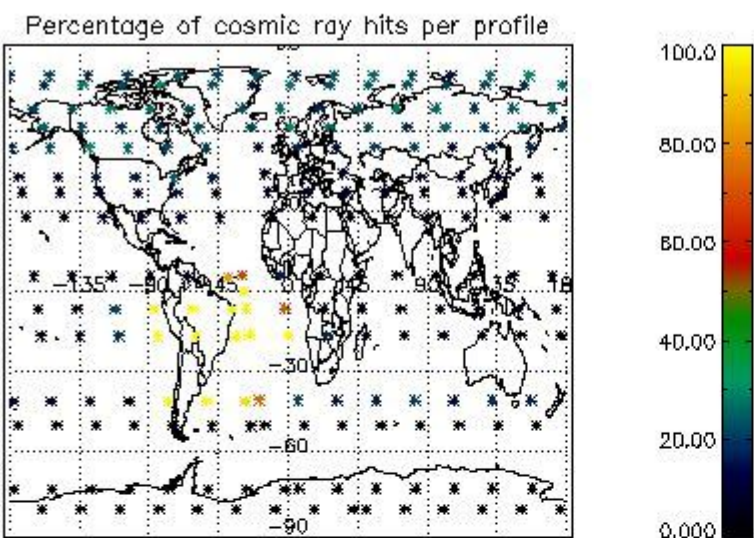


4.1.2 Plot level 1 quality information per product (time dependant): ENVISAT DESCENDING passes

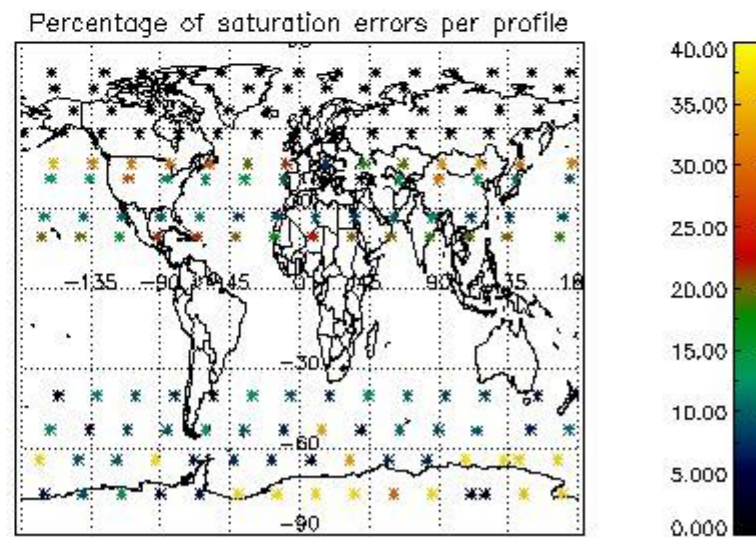
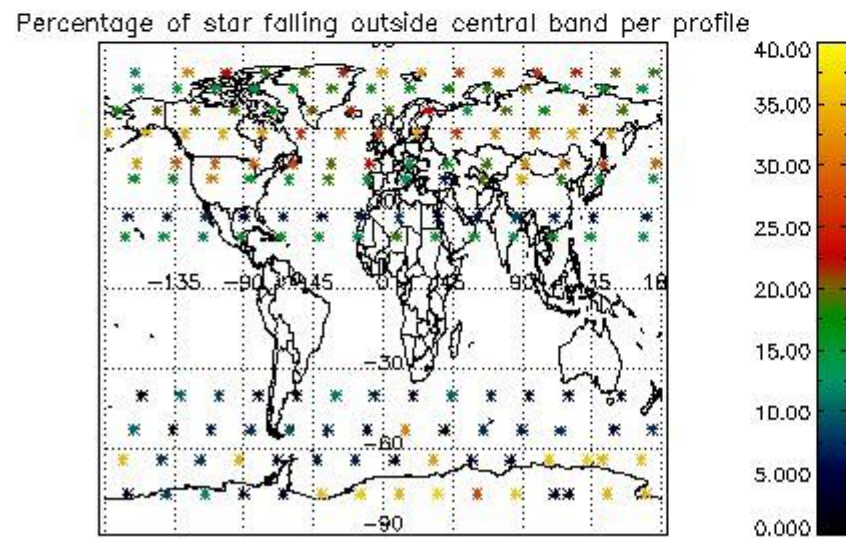
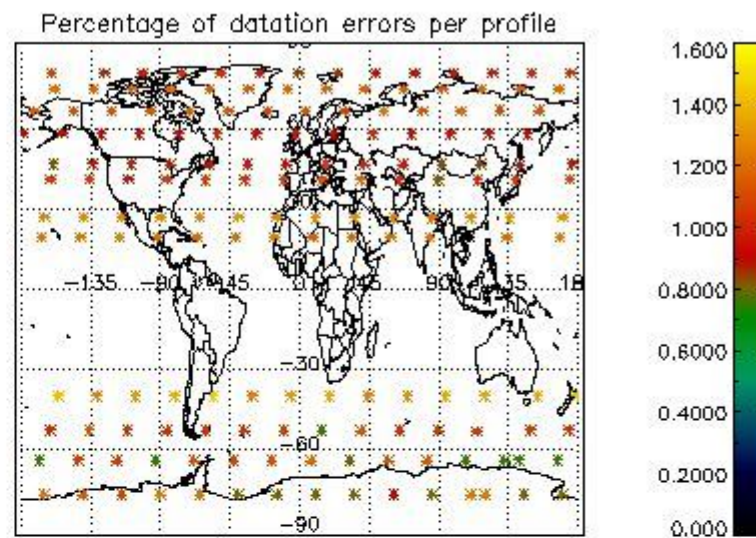
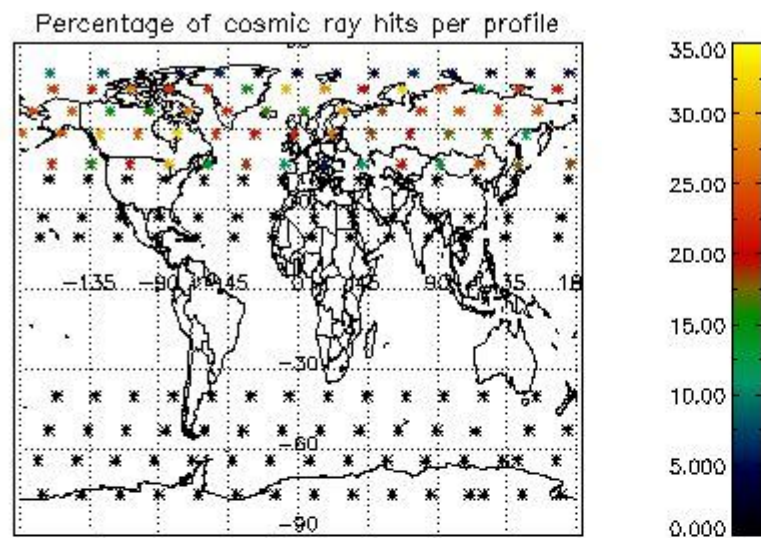


4.2 Plot quality information per product coming from level 1b processing (world map)

4.2.1 Plot level 1 quality information per product (world map): ENVISAT ASCENDING passes



4.2.2 Plot level 1 quality information per product (world map): ENVISAT DESCENDING passes



5. Trace gas profiles

5.1 Ozone statistics based on quality of products

The final quality of the products can be "measured" using the STD (Standard Deviation) attached to every point profile. This information is written to the parameter GOM_NL__2P/NL_LOCAL_SPECIES_DENSITY/o3_std of the level 2 products. The table below shows the statistics for given STD ranges.

The statistics are given with respect to the overall valid production:

- Products without fatal errors: GOM_NL__2P/MPH/PRODUCT_ERR=0
- Valid point profile: GOM_NL__2P/NL_LOCAL_SPECIES_DENSITY/pcd(0)=0

The 'Criteria' is applied to valid points of dark limb products:

- Products in dark limb illumination condition: GOM_NL__2P/NL_SUMMARY_QUALITY/obs_ill_cond=0
- Products without fatal errors: GOM_NL__2P/MPH/PRODUCT_ERR=0
- Valid point profile: GOM_NL__2P/NL_LOCAL_SPECIES_DENSITY/pcd(0)=0

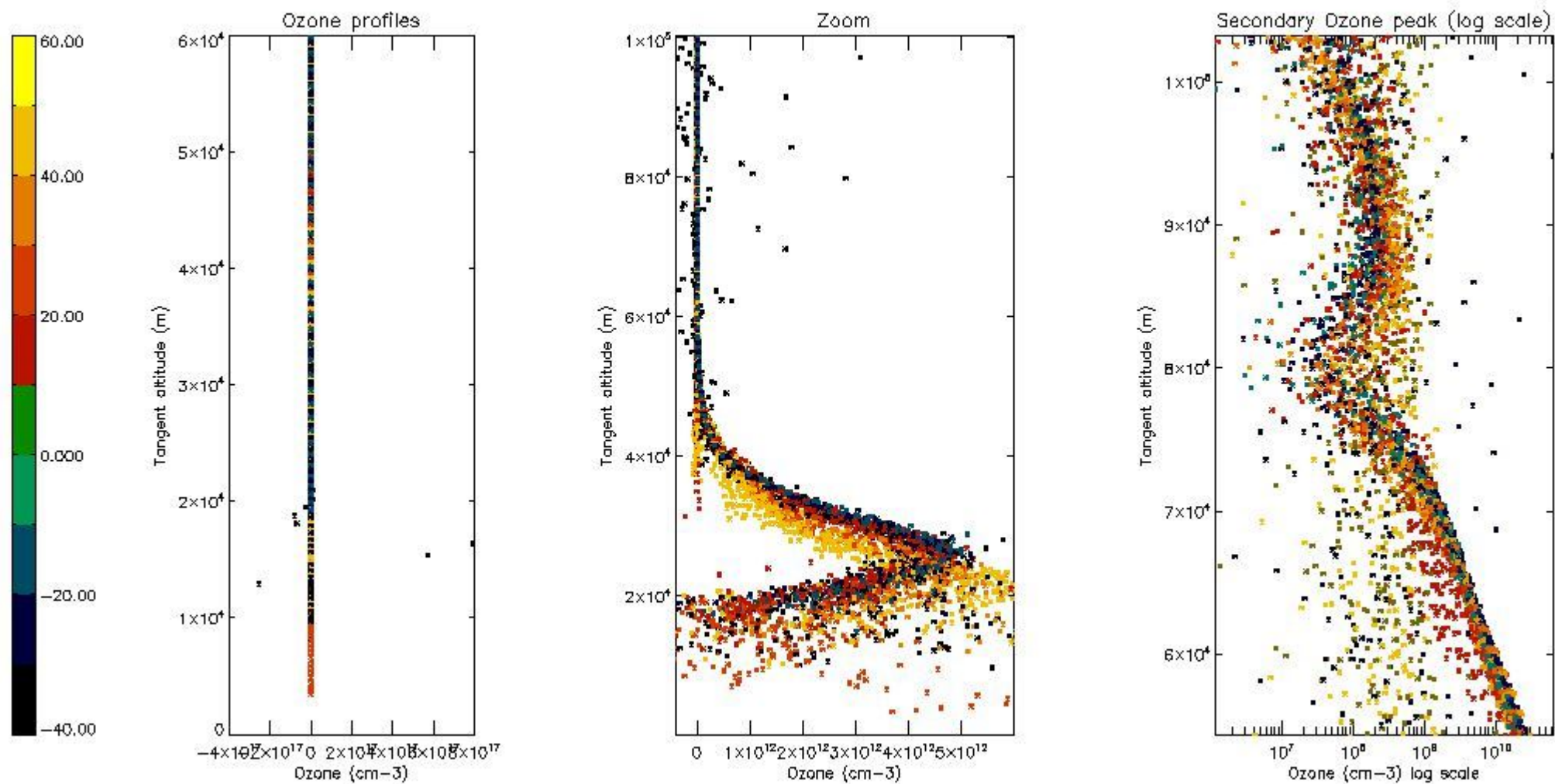
So, the table below shows the percentage of dark limb and valid observations for each criteria with respect to the overall valid daily observations.

Criteria	% of total production
All STD	33
STD < 20	15

STD < 10	11
STD < 5	6

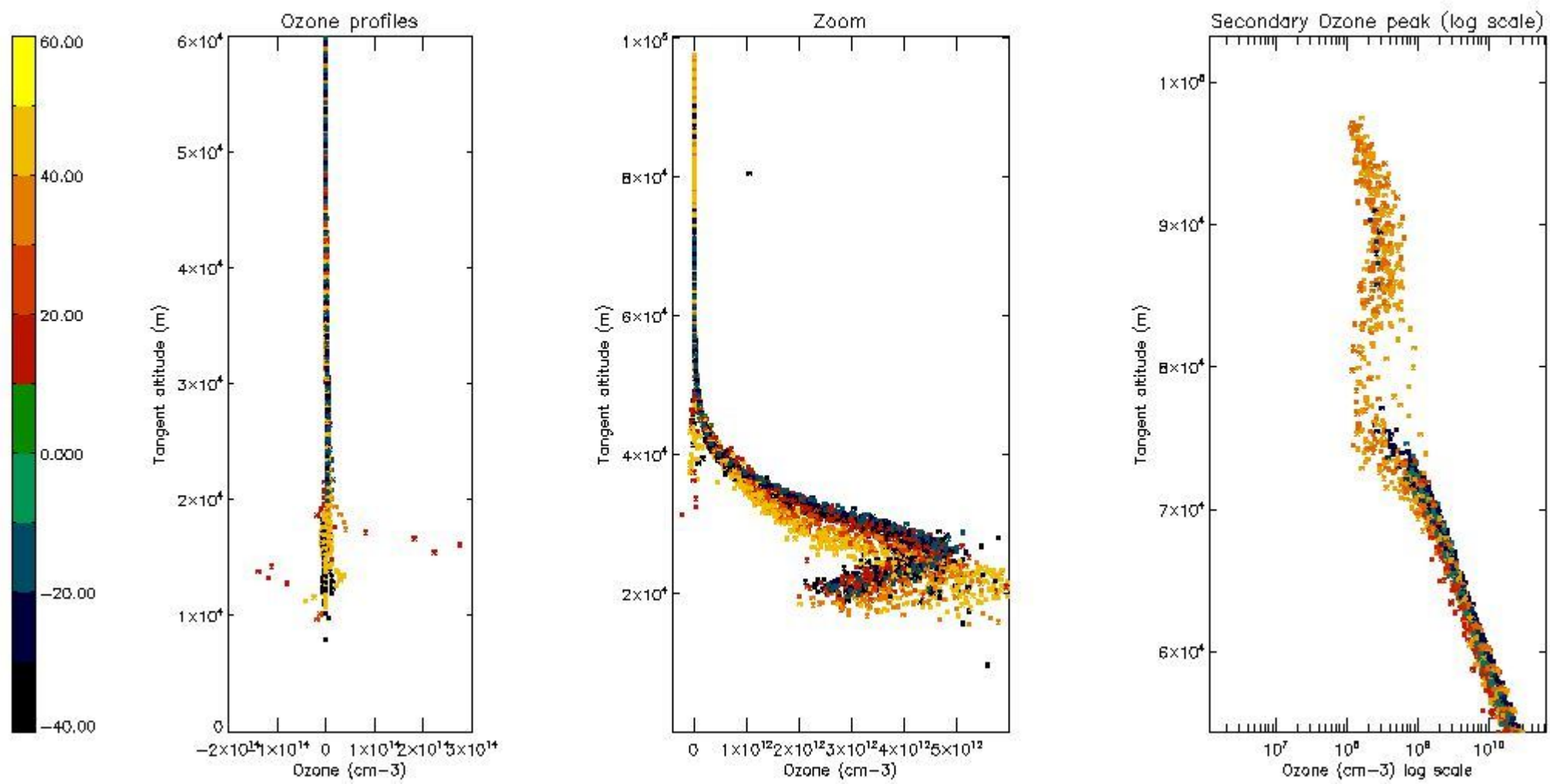
5.2 Plot ozone profiles for all STD (dark without errors)

The colorbar represents the latitude.



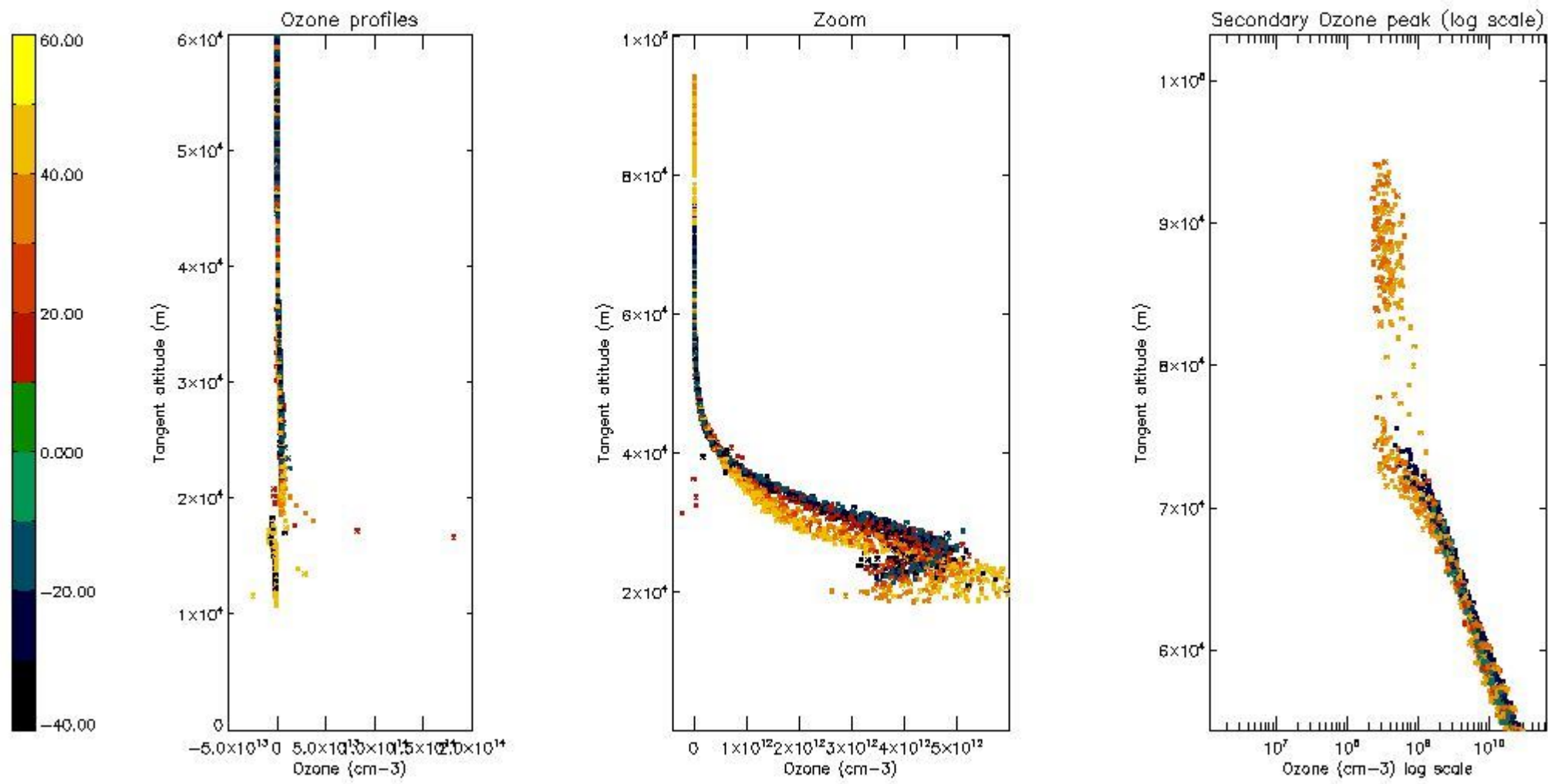
5.3 Plot ozone profiles where STD < 20% (dark without errors)

The colorbar represents the latitude.



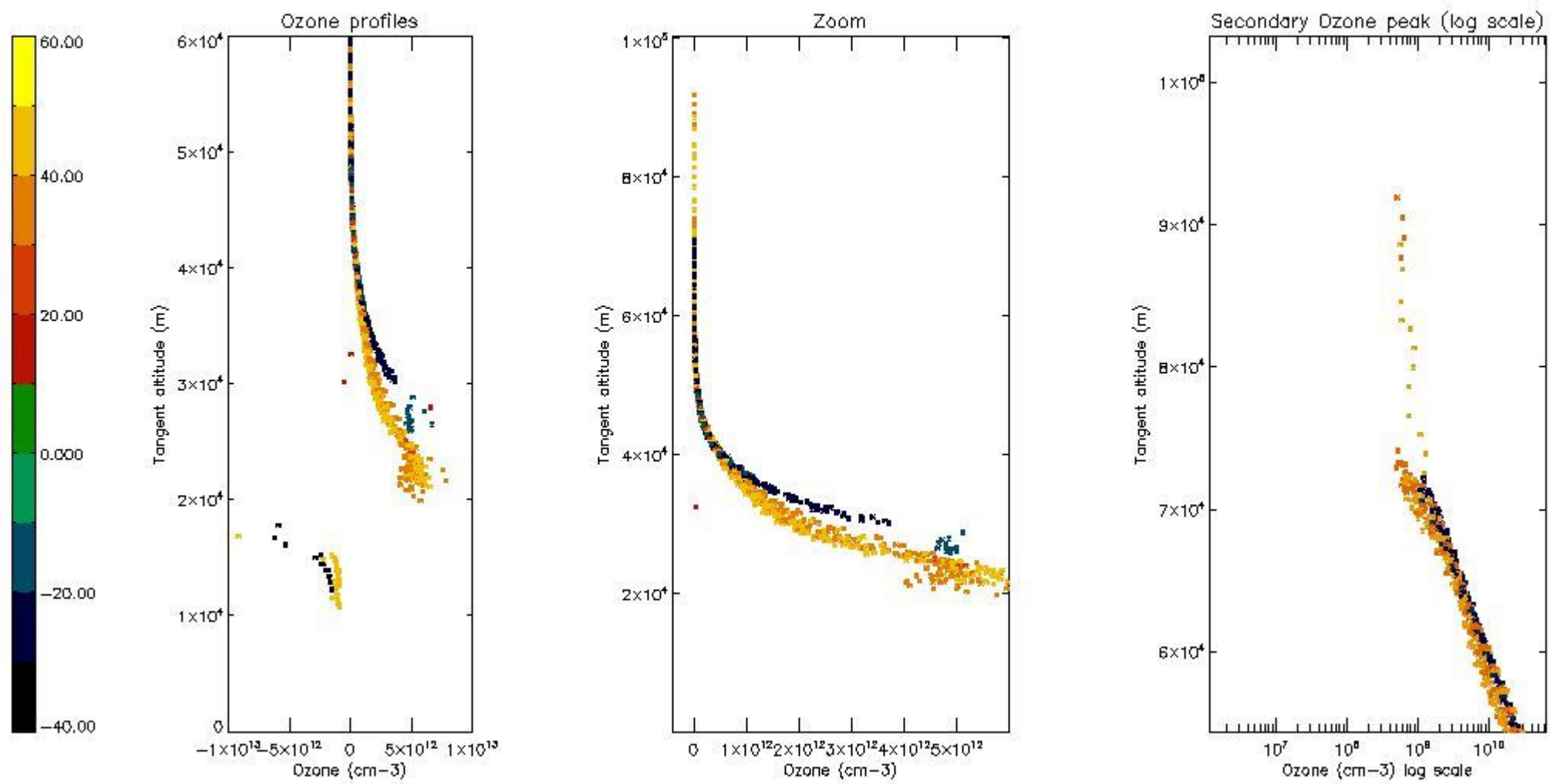
5.4 Plot ozone profiles where STD < 10% (dark without errors)

The colorbar represents the latitude.



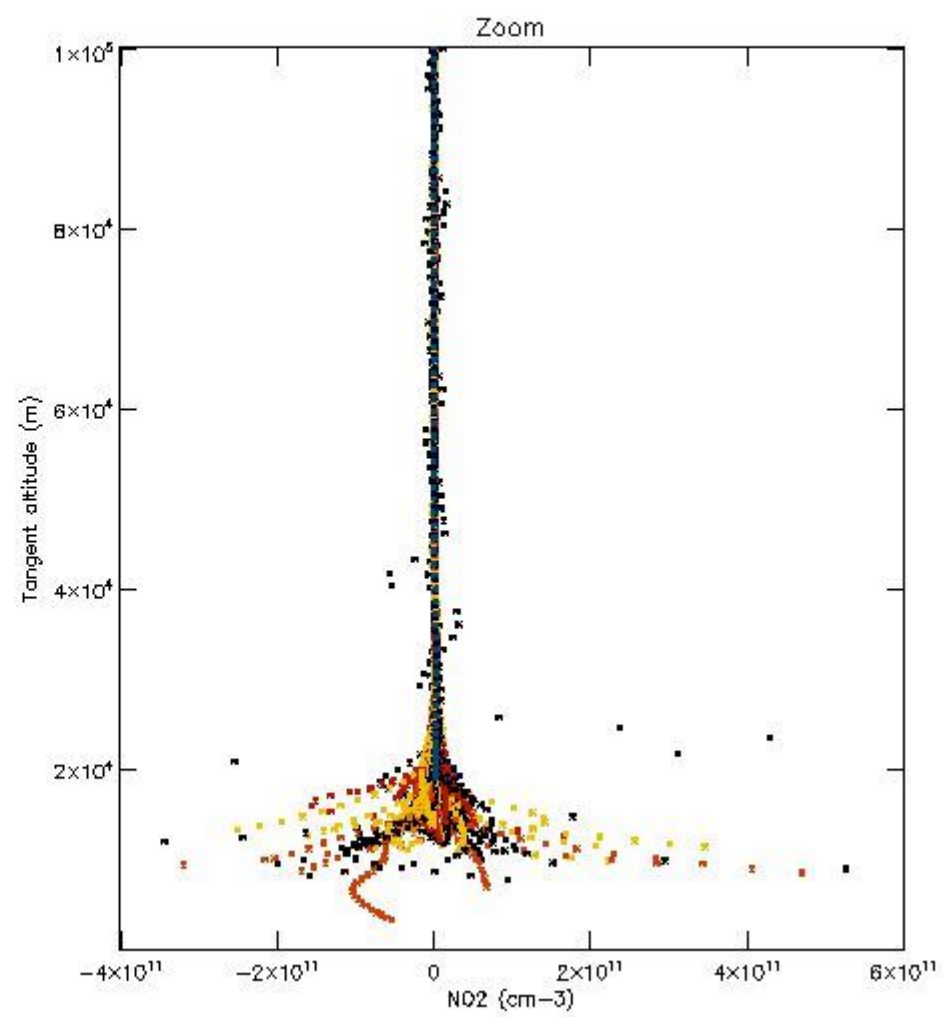
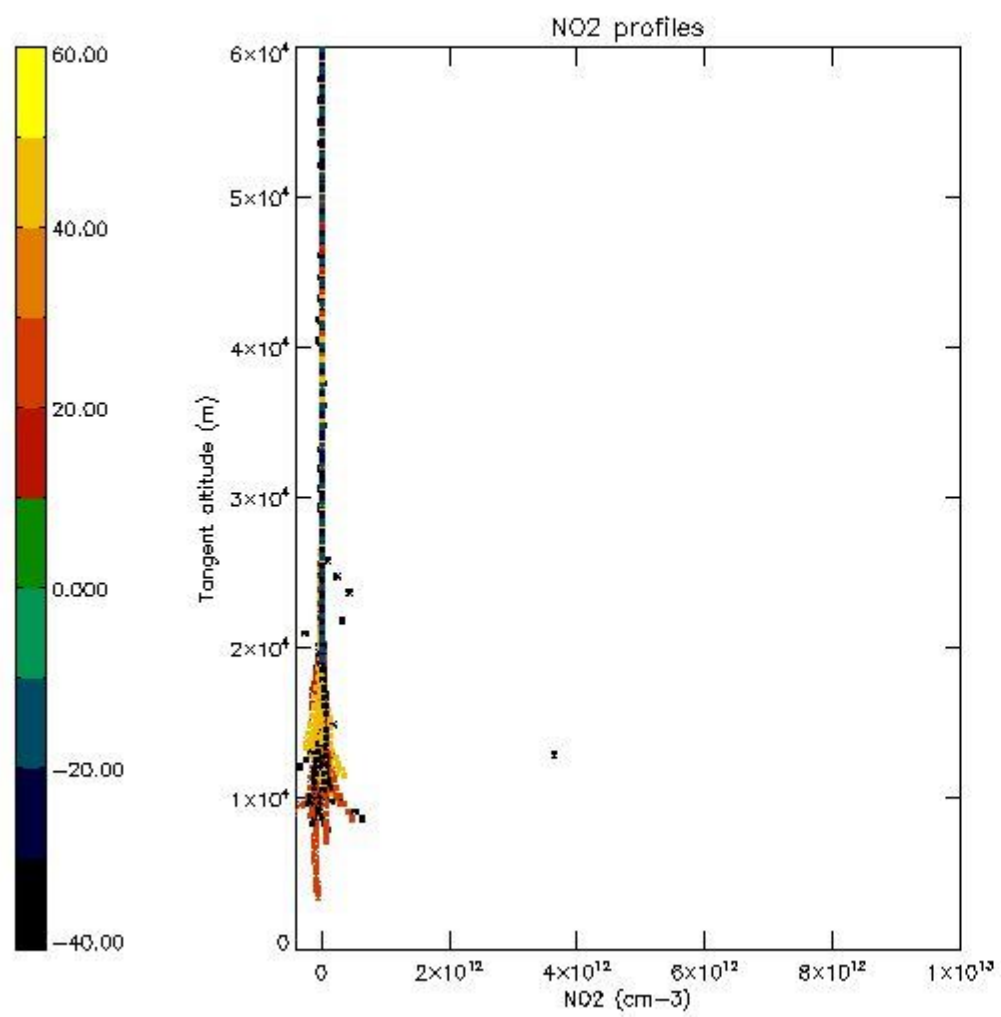
5.5 Plot ozone profiles where STD < 5% (dark without errors)

The colorbar represents the latitude.



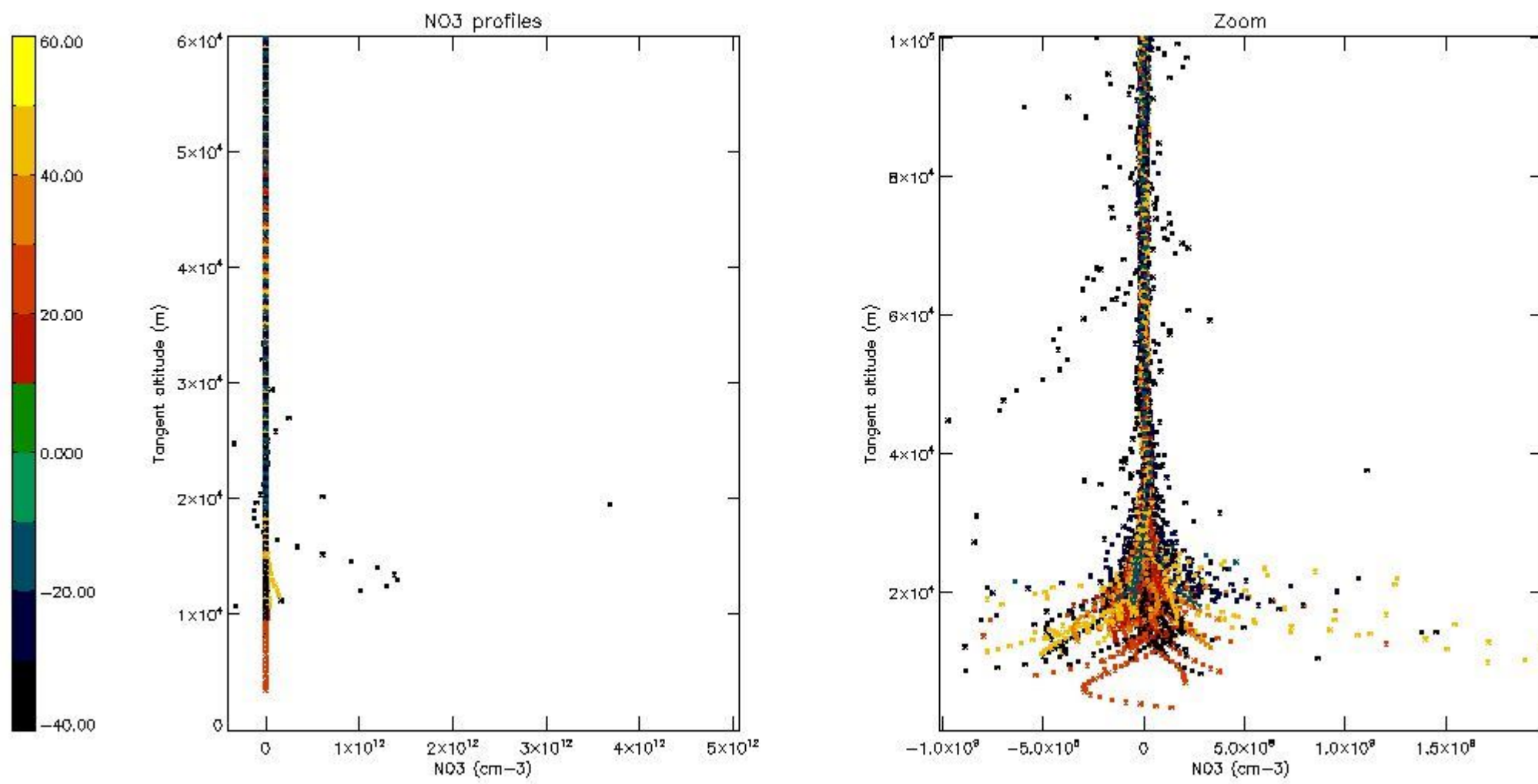
5.6 Plot NO₂ profiles for all STD (dark without errors)

The colorbar represents the latitude.



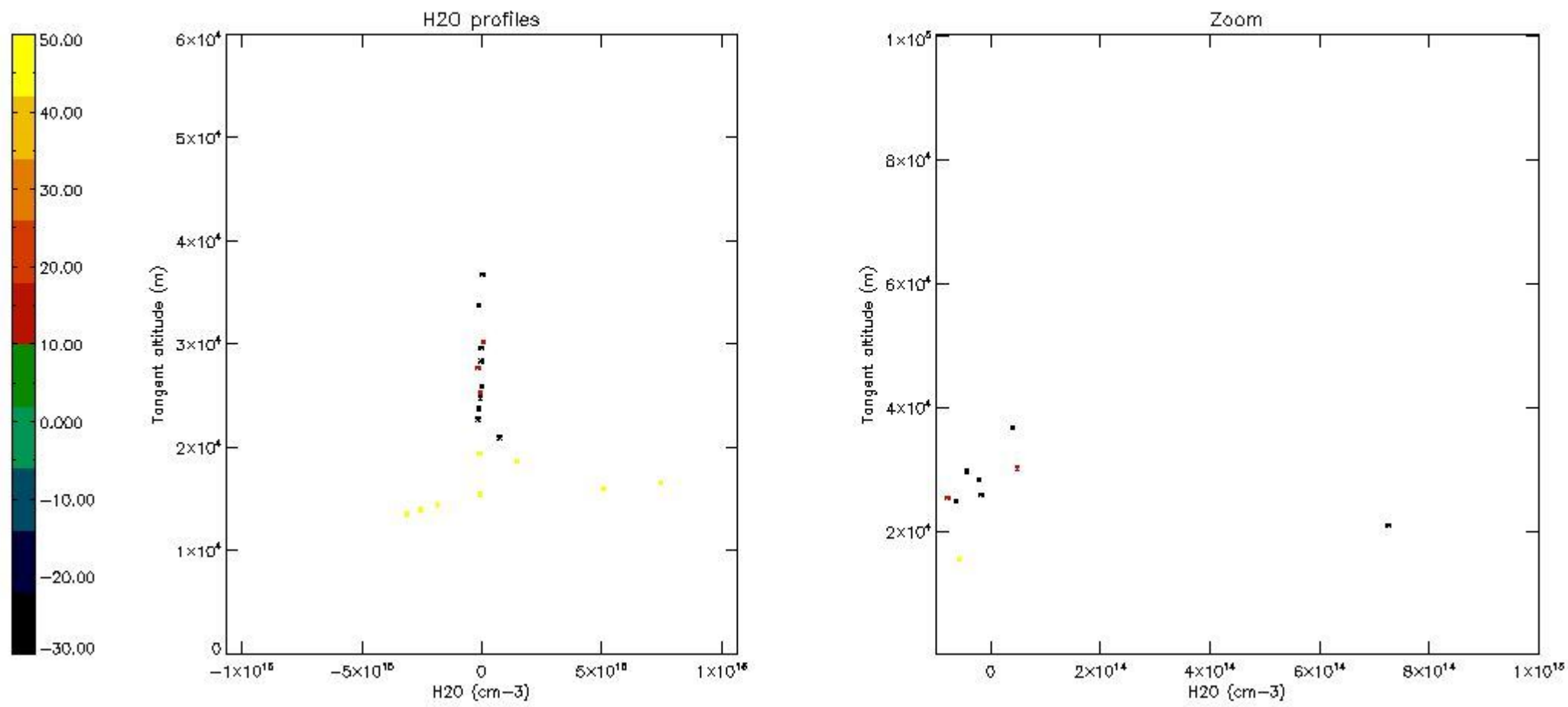
5.7 Plot NO3 profiles for all STD (dark without errors)

The colorbar represents the latitude.



5.8 Plot H2O profiles for all STD (only for occultations of stars 1,2,3,4,13,14,16,26,63 dark without errors)

The colorbar represents the latitude.



6. Auxiliary Data Files used for the production reported in section 2

The number reported in the third column indicates since which file (see list in section 2) the corresponding auxiliary file has been used. The fourth column is the date of those product files.

Type	Auxiliary Filename	Used since product	Used since product date
INST_PHYS_CHARACTERISTICS	GOM_INS_AXVIEC20091111_143220_20030716_120000_20500101_000000	1	31-DEC-2010 00:00:58
LEVEL-2_PROC_CONFIG	GOM_PR2_AXVIEC20091111_152718_20020301_000000_20500101_000000	1	31-DEC-2010 00:00:58
CROSS_SECTIONS_FILE	GOM_CRS_AXVIEC20091111_154832_20020301_000000_20500101_000000	1	31-DEC-2010 00:00:58

GOMOS Level 2 Daily Report

SUMMARY

[1. General Info](#)

[2. Summary of processed GOM_NL_2P products](#)

[3. Level 2 Quality information per product](#)

[3.1 Plot of level 2 quality information per product \(time dependant\)](#)

[3.2 Plot of level 2 quality information per product \(world map\)](#)

[4. Level 1 Quality information per product \(stored on level 2 products\)](#)

[4.1 Plot of level 1 quality information per product \(time dependant\)](#)

[4.1.1 Plot of level 1 quality information per product \(time dependant\): ASCENDING](#)

[4.1.2 Plot of level 1 quality information per product \(time dependant\): DESCENDING](#)

[4.2 Plot of level 1 quality information per product \(world map\)](#)

[4.2.1 Plot of level 1 quality information per product \(world map\): ASCENDING](#)

[4.2.2 Plot of level 1 quality information per product \(world map\): DESCENDING](#)

[5. Ozone profiles based on quality statistics and other trace gas profiles](#)

[5.1 Ozone statistics based on quality of products](#)

[5.2 Plot ozone profiles for all STD \(dark without errors\)](#)

[5.3 Plot ozone profiles where STD < 20% \(dark without errors\)](#)

[5.4. Plot ozone profiles where STD < 10% \(dark without errors\)](#)

[5.5. Plot ozone profiles where STD < 5% \(dark without errors\)](#)

[5.6 Plot NO2 profiles for all STD \(dark without errors\)](#)

[5.7 Plot NO3 profiles for all STD \(dark without errors\)](#)

[5.8 Plot H2O profiles \(only for occultations of stars 1,2,3,4,13,14,16,26,63 dark without errors\) for all STD](#)

[6. Auxiliary Data Files used for the production reported in section 2](#)

This report presents the daily analysis on parameters extracted from GOMOS level 2 data (GOM_NL__2P). It is intended to monitor some important parameters that will impact the quality of these products. A list of level 2 products (and content) that have arrived during the reporting day to the PCF is also given.

Item	Value
Time of report generation	29APR2013 18:04:01
Data source version	GOMOS/6.01
Start time of products	31-12-2010 (31DEC2010 00:00:00)
Stop time of products	01-01-2011 (01JAN2011 00:00:00)
Store outputs in DB	Yes
Nb of level 2 prods	388
Nb of prods with errors	0

2. Summary of processed GOM_NL__2P products.

Nr	Filename	UTC Start time	Limb	Duration	Star Id	Star Name	Star Mag	Star Temp	Nb Meas	Orbit	Prod. error
1	GOM_NL__2PRFIN20101231_000058_000000663098_00059_46194_1680.N1	31-DEC-2010 00:00:58	Bright	66.000	39	85Eta UMa	1.8540	24000.	132	46194	No
2	GOM_NL__2PRFIN20101231_000458_000000413098_00059_46194_1681.N1	31-DEC-2010 00:04:58	Bright	40.500	180	27Gam Boo	3.0400	8000.0	81	46194	No
3	GOM_NL__2PRFIN20101231_000837_000000613098_00059_46194_1682.N1	31-DEC-2010 00:08:37	Bright	61.000	83		2.3780	11000.	122	46194	No
4	GOM_NL__2PRFIN20101231_001149_000000523098_00059_46194_1683.N1	31-DEC-2010 00:11:49	Bright	52.000	3	16Alp Boo	-0.050000	4250.0	104	46194	No
5	GOM_NL__2PRFIN20101231_001852_000000423098_00059_46194_1684.N1	31-DEC-2010 00:18:52	Bright	42.000	104	27Bet Lib	2.6140	13100.	84	46194	No
6	GOM_NL__2PRFIN20101231_002129_000000463098_00059_46194_1685.N1	31-DEC-2010 00:21:29	Twilight	45.500	122	9Alp2Lib	2.7470	9700.0	91	46194	No
7	GOM_NL__2PRFIN20101231_002819_000000483098_00059_46194_1686.N1	31-DEC-2010 00:28:19	Dark	47.500	54	5The Cen	2.0550	4500.0	95	46194	No
8	GOM_NL__2PRFIN20101231_003106_000000413098_00059_46194_1687.N1	31-DEC-2010 00:31:06	Dark	40.500	95	Zet Cen	2.5450	26000.	81	46194	No
9	GOM_NL__2PRFIN20101231_003432_000000483098_00060_46195_1669.N1	31-DEC-2010 00:34:32	Dark	47.500	64	Gam Cen	2.2000	10600.	95	46195	No
10	GOM_NL__2PRFIN20101231_004039_000000483098_00060_46195_1670.N1	31-DEC-2010 00:40:39	Dark	48.000	113	Mu Vel	2.6920	5000.0	96	46195	No
11	GOM_NL__2PRFIN20101231_004318_000000413098_00060_46195_1671.N1	31-DEC-2010 00:43:18	Dark	41.000	71	Iot Car	2.2460	7700.0	82	46195	No
12	GOM_NL__2PRFIN20101231_004454_000000503098_00060_46195_1672.N1	31-DEC-2010 00:44:54	Dark	50.000	41	Eps Car	1.8600	4100.0	100	46195	No
13	GOM_NL__2PRFIN20101231_004803_000000453098_00060_46195_1673.N1	31-DEC-2010 00:48:03	Dark	44.500	34	Gam2Vel	1.7930	23000.	89	46195	No
14	GOM_NL__2PRFIN20101231_005014_000000503098_00060_46195_1674.N1	31-DEC-2010 00:50:14	Dark	50.000	70	Zet Pup	2.2460	39000.	100	46195	No
15	GOM_NL__2PRFIN20101231_005220_000000523098_00060_46195_1675.N1	31-DEC-2010 00:52:20	Dark	51.500	117	Pi Pup	2.7060	3800.0	103	46195	No
16	GOM_NL__2PRFIN20101231_005509_000000463098_00060_46195_1676.N1	31-DEC-2010 00:55:09	Straylight	46.000	23	21Eps CMa	1.5020	26000.	92	46195	No
17	GOM_NL__2PRFIN20101231_005641_000000473098_00060_46195_1677.N1	31-DEC-2010 00:56:41	Straylight	46.500	179	24Omi2CMa	3.0320	24000.	93	46195	No
18	GOM_NL__2PRFIN20101231_005910_000000463098_00060_46195_1678.N1	31-DEC-2010 00:59:10	Straylight	46.000	1	9Alp CMa	-1.4400	11000.	92	46195	No
19	GOM_NL__2PRFIN20101231_010140_000000433098_00060_46195_1679.N1	31-DEC-2010 01:01:40	Straylight	42.500	56	53Kap Ori	2.0650	30000.	85	46195	No
20	GOM_NL__2PRFIN20101231_010410_000000453098_00060_46195_1680.N1	31-DEC-2010 01:04:10	Straylight	44.500	30	46Eps Ori	1.6940	30000.	89	46195	No
21	GOM_NL__2PRFIN20101231_010642_000000563098_00060_46195_1681.N1	31-DEC-2010 01:06:42	Twilight	56.000	14	58Alp Ori	0.87000	3000.0	112	46195	No
22	GOM_NL__2PRFIN20101231_011001_000000573098_00060_46195_1682.N1	31-DEC-2010 01:10:01	Bright	56.500	44	24Gam Gem	1.9280	11000.	113	46195	No
23	GOM_NL__2PRFIN20101231_011139_000000473098_00060_46195_1683.N1	31-DEC-2010 01:11:39	Bright	47.000	151	13Mu Gem	2.8900	3000.0	94	46195	No
24	GOM_NL__2PRFIN20101231_011537_000000393098_00060_46195_1684.N1	31-DEC-2010 01:15:37	Bright	38.500	107	37The Aur	2.6490	11000.	77	46195	No
25	GOM_NL__2PRFIN20101231_011740_000000423098_00060_46195_1685.N1	31-DEC-2010 01:17:40	Bright	42.000	6	13Alp Aur	0.080000	3400.0	84	46195	No
26	GOM_NL__2PRFIN20101231_013415_000000373098_00060_46195_1686.N1	31-DEC-2010 01:34:15	Bright	37.000	60	7Bet UMi	2.0810	3950.0	74	46195	No
27	GOM_NL__2PRFIN20101231_013758_000000483098_00060_46195_1687.N1	31-DEC-2010 01:37:58	Bright	47.500	32	77Eps UMa	1.7630	11000.	95	46195	No
28	GOM_NL__2PRFIN20101231_014112_000000663098_00060_46195_1688.N1	31-DEC-2010 01:41:12	Bright	66.000	39	85Eta UMa	1.8540	24000.	132	46195	No
29	GOM_NL__2PRFIN20101231_014512_000000623098_00060_46195_1689.N1	31-DEC-2010 01:45:12	Bright	62.000	180	27Gam Boo	3.0400	8000.0	124	46195	No
30	GOM_NL__2PRFIN20101231_014851_000000613098_00060_46195_1690.N1	31-DEC-2010 01:48:51	Bright	61.000	83		2.3780	11000.	122	46195	No
31	GOM_NL__2PRFIN20101231_015204_000000523098_00060_46195_1691.N1	31-DEC-2010 01:52:04	Bright	52.000	3	16Alp Boo	-0.050000	4250.0	104	46195	No
32	GOM_NL__2PRFIN20101231_015907_000000563098_00060_46195_1692.N1	31-DEC-2010 01:59:07	Bright	56.000	104	27Bet Lib	2.6140	13100.	112	46195	No
33	GOM_NL__2PRFIN20101231_020143_000000463098_00060_46195_1693.N1	31-DEC-2010 02:01:43	Twilight	46.000	122	9Alp2Lib	2.7470	9700.0	92	46195	No
34	GOM_NL__2PRFIN20101231_020834_000000533098_00060_46195_1694.N1	31-DEC-2010 02:08:34	Dark	53.000	54	5The Cen	2.0550	4500.0	106	46195	No
35	GOM_NL__2PRFIN20101231_021120_000000423098_00060_46195_1695.N1	31-DEC-2010 02:11:20	Dark	42.000	95	Zet Cen	2.5450	26000.	84	46195	No
36	GOM_NL__2PRFIN20101231_021447_000000443098_00061_46196_1677.N1	31-DEC-2010 02:14:47	Dark	43.500	64	Gam Cen	2.2000	10600.	87	46196	No
37	GOM_NL__2PRFIN20101231_022054_000000473098_00061_46196_1678.N1	31-DEC-2010 02:20:54	Dark	47.000	113	Mu Vel	2.6920	5000.0	94	46196	No
38	GOM_NL__2PRFIN20101231_022332_000000423098_00061_46196_1679.N1	31-DEC-2010 02:23:32	Dark	41.500	71	Iot Car	2.2460	7700.0	83	46196	No
39	GOM_NL__2PRFIN20101231_022508_000000563098_00061_46196_1680.N1	31-DEC-2010 02:25:08	Dark	56.000	41	Eps Car	1.8600	4100.0	112	46196	No
40	GOM_NL__2PRFIN20101231_022817_000000473098_00061_46196_1681.N1	31-DEC-2010 02:28:17	Dark	46.500	34	Gam2Vel	1.7930	23000.	93	46196	No
41	GOM_NL__2PRFIN20101231_023028_000000463098_00061_46196_1682.N1	31-DEC-2010 02:30:28	Dark	45.500	70	Zet Pup	2.2460	39000.	91	46196	No
42	GOM_NL__2PRFIN20101231_023234_000000493098_00061_46196_1683.N1	31-DEC-2010 02:32:34	Dark	48.500	117	Pi Pup	2.7060	3800.0	97	46196	No

102	GOM_NL__2PRFIN20101231_060725_000000533098_00063_46198_1716.N1	31-DEC-2010 06:07:25	Twilight	53.000	14	58Alp Ori	0.87000	3000.0	106	46198	No
103	GOM_NL__2PRFIN20101231_061043_000000513098_00063_46198_1717.N1	31-DEC-2010 06:10:43	Bright	51.000	44	24Gam Gem	1.9280	11000.	102	46198	No
104	GOM_NL__2PRFIN20101231_061220_000000493098_00063_46198_1718.N1	31-DEC-2010 06:12:20	Bright	49.000	151	13Mu Gem	2.8900	3000.0	98	46198	No
105	GOM_NL__2PRFIN20101231_061619_000000403098_00063_46198_1719.N1	31-DEC-2010 06:16:19	Bright	39.500	107	37The Aur	2.6490	11000.	79	46198	No
106	GOM_NL__2PRFIN20101231_061823_000000423098_00063_46198_1720.N1	31-DEC-2010 06:18:23	Bright	42.000	6	13Alp Aur	0.080000	3400.0	84	46198	No
107	GOM_NL__2PRFIN20101231_063457_000000403098_00063_46198_1721.N1	31-DEC-2010 06:34:57	Bright	39.500	60	7Bet UMi	2.0810	3950.0	79	46198	No
108	GOM_NL__2PRFIN20101231_063839_000000443098_00063_46198_1722.N1	31-DEC-2010 06:38:39	Bright	44.000	32	77Eps UMa	1.7630	11000.	88	46198	No
109	GOM_NL__2PRFIN20101231_064153_000000643098_00063_46198_1723.N1	31-DEC-2010 06:41:53	Bright	63.500	39	85Eta UMa	1.8540	24000.	127	46198	No
110	GOM_NL__2PRFIN20101231_064555_000000623098_00063_46198_1724.N1	31-DEC-2010 06:45:55	Bright	62.000	180	27Gam Boo	3.0400	8000.0	124	46198	No
111	GOM_NL__2PRFIN20101231_064934_000000623098_00063_46198_1725.N1	31-DEC-2010 06:49:34	Bright	62.000	83		2.3780	11000.	124	46198	No
112	GOM_NL__2PRFIN20101231_065247_000000533098_00063_46198_1726.N1	31-DEC-2010 06:52:47	Bright	53.000	3	16Alp Boo	-0.050000	4250.0	106	46198	No
113	GOM_NL__2PRFIN20101231_065950_000000383098_00063_46198_1727.N1	31-DEC-2010 06:59:50	Bright	38.000	104	27Bet Lib	2.6140	13100.	76	46198	No
114	GOM_NL__2PRFIN20101231_070227_000000443098_00063_46198_1728.N1	31-DEC-2010 07:02:27	Twilight	44.000	122	9Alp2Lib	2.7470	9700.0	88	46198	No
115	GOM_NL__2PRFIN20101231_070918_000000473098_00063_46198_1729.N1	31-DEC-2010 07:09:18	Dark	47.000	54	5The Cen	2.0550	4500.0	94	46198	No
116	GOM_NL__2PRFIN20101231_071205_000000413098_00063_46198_1730.N1	31-DEC-2010 07:12:05	Dark	40.500	95	Zet Cen	2.5450	26000.	81	46198	No
117	GOM_NL__2PRFIN20101231_071532_000000453098_00064_46199_1729.N1	31-DEC-2010 07:15:32	Dark	44.500	64	Gam Cen	2.2000	10600.	89	46199	No
118	GOM_NL__2PRFIN20101231_072139_000000473098_00064_46199_1730.N1	31-DEC-2010 07:21:39	Dark	47.000	113	Mu Vel	2.6920	5000.0	94	46199	No
119	GOM_NL__2PRFIN20101231_072416_000000423098_00064_46199_1731.N1	31-DEC-2010 07:24:16	Dark	42.000	71	Iot Car	2.2460	7700.0	84	46199	No
120	GOM_NL__2PRFIN20101231_072552_000000433098_00064_46199_1732.N1	31-DEC-2010 07:25:52	Dark	42.500	41	Eps Car	1.8600	4100.0	85	46199	No
121	GOM_NL__2PRFIN20101231_072901_000000443098_00064_46199_1733.N1	31-DEC-2010 07:29:01	Dark	44.000	34	Gam2Vel	1.7930	23000.	88	46199	No
122	GOM_NL__2PRFIN20101231_073112_000000473098_00064_46199_1734.N1	31-DEC-2010 07:31:12	Dark	47.000	70	Zet Pup	2.2460	39000.	94	46199	No
123	GOM_NL__2PRFIN20101231_073318_000000473098_00064_46199_1735.N1	31-DEC-2010 07:33:18	Dark	46.500	117	Pi Pup	2.7060	3800.0	93	46199	No
124	GOM_NL__2PRFIN20101231_073606_000000463098_00064_46199_1736.N1	31-DEC-2010 07:36:06	Straylight	46.000	23	21Eps CMa	1.5020	26000.	92	46199	No
125	GOM_NL__2PRFIN20101231_073739_000000453098_00064_46199_1737.N1	31-DEC-2010 07:37:39	Straylight	44.500	179	24Omi2CMa	3.0320	24000.	89	46199	No
126	GOM_NL__2PRFIN20101231_074007_000000533098_00064_46199_1738.N1	31-DEC-2010 07:40:07	Straylight	52.500	1	9Alp CMa	-1.4400	11000.	105	46199	No
127	GOM_NL__2PRFIN20101231_074237_000000443098_00064_46199_1739.N1	31-DEC-2010 07:42:37	Straylight	43.500	56	53Kap Ori	2.0650	30000.	87	46199	No
128	GOM_NL__2PRFIN20101231_074507_000000413098_00064_46199_1740.N1	31-DEC-2010 07:45:07	Straylight	41.000	30	46Eps Ori	1.6940	30000.	82	46199	No
129	GOM_NL__2PRFIN20101231_074739_000000493098_00064_46199_1741.N1	31-DEC-2010 07:47:39	Twilight	49.000	14	58Alp Ori	0.87000	3000.0	98	46199	No
130	GOM_NL__2PRFIN20101231_075056_000000503098_00064_46199_1742.N1	31-DEC-2010 07:50:56	Bright	50.000	44	24Gam Gem	1.9280	11000.	100	46199	No
131	GOM_NL__2PRFIN20101231_075234_000000433098_00064_46199_1743.N1	31-DEC-2010 07:52:34	Bright	42.500	151	13Mu Gem	2.8900	3000.0	85	46199	No
132	GOM_NL__2PRFIN20101231_075633_000000393098_00064_46199_1744.N1	31-DEC-2010 07:56:33	Bright	38.500	107	37The Aur	2.6490	11000.	77	46199	No
133	GOM_NL__2PRFIN20101231_075837_000000423098_00064_46199_1745.N1	31-DEC-2010 07:58:37	Bright	42.000	6	13Alp Aur	0.080000	3400.0	84	46199	No
134	GOM_NL__2PRFIN20101231_081511_000000373098_00064_46199_1746.N1	31-DEC-2010 08:15:11	Bright	37.000	60	7Bet UMi	2.0810	3950.0	74	46199	No
135	GOM_NL__2PRFIN20101231_081852_000000663098_00064_46199_1747.N1	31-DEC-2010 08:18:52	Bright	65.500	32	77Eps UMa	1.7630	11000.	131	46199	No
136	GOM_NL__2PRFIN20101231_082207_000000433098_00064_46199_1748.N1	31-DEC-2010 08:22:07	Bright	42.500	39	85Eta UMa	1.8540	24000.	85	46199	No
137	GOM_NL__2PRFIN20101231_082609_000000623098_00064_46199_1749.N1	31-DEC-2010 08:26:09	Bright	62.000	180	27Gam Boo	3.0400	8000.0	124	46199	No
138	GOM_NL__2PRFIN20101231_082948_000000623098_00064_46199_1750.N1	31-DEC-2010 08:29:48	Bright	62.000	83		2.3780	11000.	124	46199	No
139	GOM_NL__2PRFIN20101231_083301_000000533098_00064_46199_1751.N1	31-DEC-2010 08:33:01	Bright	53.000	3	16Alp Boo	-0.050000	4250.0	106	46199	No
140	GOM_NL__2PRFIN20101231_084005_000000433098_00064_46199_1752.N1	31-DEC-2010 08:40:05	Bright	42.500	104	27Bet Lib	2.6140	13100.	85	46199	No
141	GOM_NL__2PRFIN20101231_084242_000000463098_00064_46199_1753.N1	31-DEC-2010 08:42:42	Twilight	45.500	122	9Alp2Lib	2.7470	9700.0	91	46199	No
142	GOM_NL__2PRFIN20101231_084933_000000533098_00064_46199_1754.N1	31-DEC-2010 08:49:33	Dark	52.500	54	5The Cen	2.0550	4500.0	105	46199	No
143	GOM_NL__2PRFIN20101231_085219_000000413098_00064_46199_1755.N1	31-DEC-2010 08:52:19	Dark	40.500	95	Zet Cen	2.5450	26000.	81	46199	No
144	GOM_NL__2PRFIN20101231_085546_000000453098_00065_46200_1754.N1	31-DEC-2010 08:55:46	Dark	44.500	64	Gam Cen	2.2000	10600.	89	46200	No
145	GOM_NL__2PRFIN20101231_090154_000000533098_00065_46200_1755.N1	31-DEC-2010 09:01:54	Dark	53.000	113	Mu Vel	2.6920	5000.0	106	46200	No
146	GOM_NL__2PRFIN20101231_090431_000000423098_00065_46200_1756.N1	31-DEC-2010 09:04:31	Dark	41.500	71	Iot Car	2.2460	7700.0	83	46200	No
147	GOM_NL__2PRFIN20101231_090607_000000483098_00065_46200_1757.N1	31-DEC-2010 09:06:07	Dark	48.000	41	Eps Car	1.8600	4100.0	96	46200	No
148	GOM_NL__2PRFIN20101231_090916_000000493098_00065_46200_1758.N1	31-DEC-2010 09:09:16	Dark	49.000	34	Gam2Vel	1.7930	23000.	98	46200	No
149	GOM_NL__2PRFIN20101231_091127_000000463098_00065_46200_1759.N1	31-DEC-2010 09:11:27	Dark	45.500	70	Zet Pup	2.2460	39000.	91	46200	No
150	GOM_NL__2PRFIN20101231_091332_000000483098_00065_46200_1760.N1	31-DEC-2010 09:13:32	Dark	47.500	117	Pi Pup	2.7060	3800.0	95	46200	No
151	GOM_NL__2PRFIN20101231_091620_000000503098_00065_46200_1761.N1	31-DEC-2010 09:16:20	Straylight	50.000	23	21Eps CMa	1.5020	26000.	100	46200	No
152	GOM_NL__2PRFIN20101231_091753_000000473098_00065_46200_1762.N1	31-DEC-2010 09:17:53	Straylight	46.500	179	24Omi2CMa	3.0320	24000.	93	46200	No
153	GOM_NL__2PRFIN20101231_092021_000000573098_00065_46200_1763.N1	31-DEC-2010 09:20:21	Straylight	57.000	1	9Alp CMa	-1.4400	11000.	114	46200	No
154	GOM_NL__2PRFIN20101231_092251_000000433098_00065_46200_1764.N1	31-DEC-2010 09:22:51	Straylight	43.000	56	53Kap Ori	2.0650	30000.	86	46200	No
155	GOM_NL__2PRFIN20101231_092521_000000463098_00065_46200_1765.N1	31-DEC-2010 09:25:21	Straylight	46.000	30	46Eps Ori	1.6940	30000.	92	46200	No
156	GOM_NL__2PRFIN20101231_092753_000000563098_00065_46200_1766.N1	31-DEC-2010 09:27:53	Twilight	56.000	14	58Alp Ori	0.87000	3000.0	112	46200	No
157	GOM_NL__2PRFIN20101231_093110_000000473098_00065_46200_1767.N1	31-DEC-2010 09:31:10	Bright	46.500	44	24Gam Gem	1.9280	11000.	93	46200	No
158	GOM_NL__2PRFIN20101231_093248_000000453098_00065_46200_1768.N1	31-DEC-2010 09:32:48	Bright	44.500	151	13Mu Gem	2.8900	3000.0	89	46200	No
159	GOM_NL__2PRFIN20101231_093646_000000393098_00065_46200_1769.N1	31-DEC-2010 09:36:46	Bright	39.000	107	37The Aur	2.6490	11000.	78	46200	No
160	GOM_NL__2PRFIN20101231_093850_000000433098_00065_46200_1770.N1	31-DEC-2010 09:38:50	Bright	43.000	6	13Alp Aur	0.080000	3400.0	86	46200	No

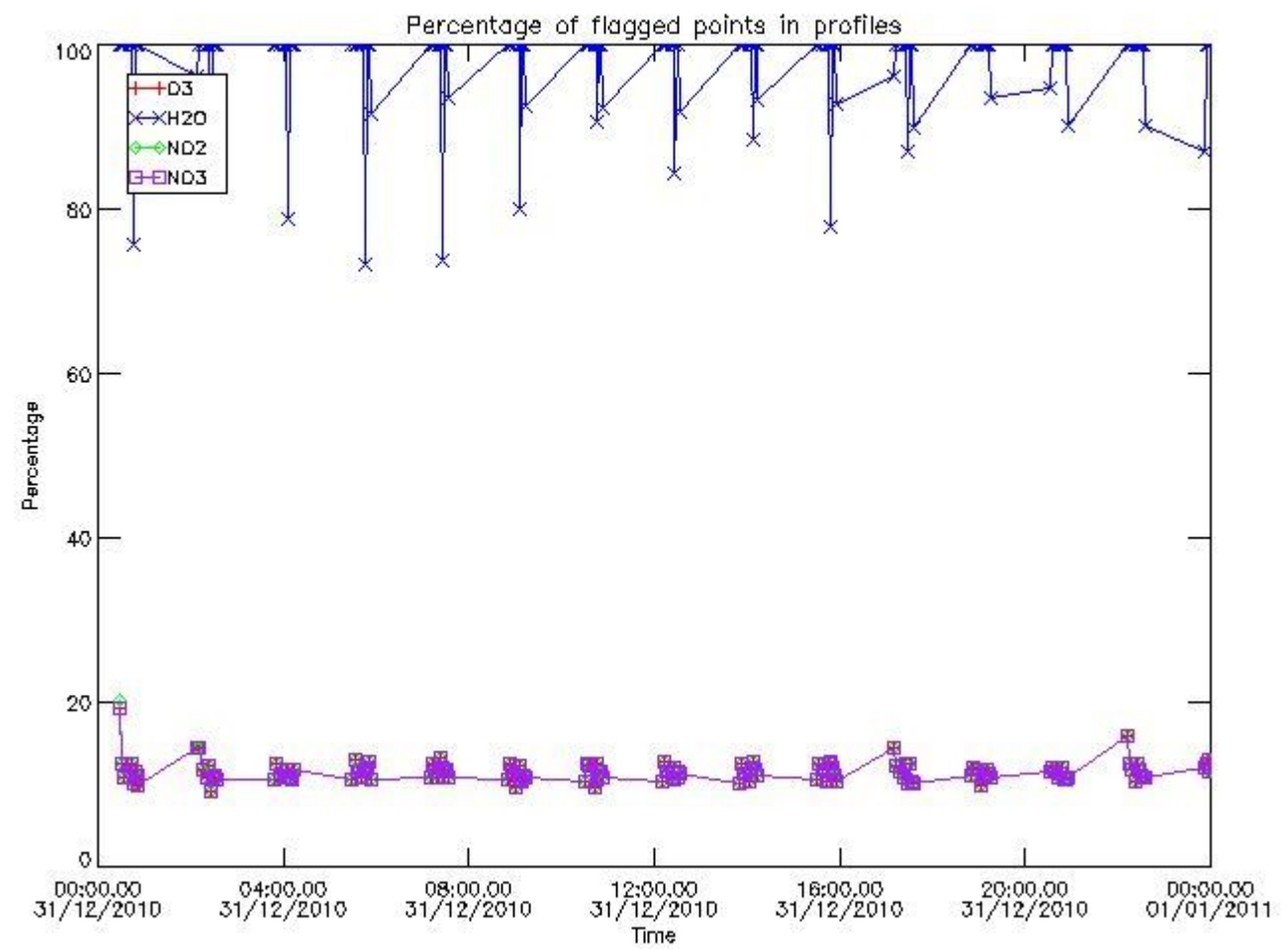
279	GOM_NL__2PRFIN20101231_171700_000000443098_00070_46205_1974.N1	31-DEC-2010 17:17:00	Dark	44.000	64	Gam Cen	2.2000	10600.	88	46205	No
280	GOM_NL__2PRFIN20101231_172308_000000473098_00070_46205_1975.N1	31-DEC-2010 17:23:08	Dark	47.000	113	Mu Vel	2.6920	5000.0	94	46205	No
281	GOM_NL__2PRFIN20101231_172544_000000413098_00070_46205_1976.N1	31-DEC-2010 17:25:44	Dark	41.000	71	Iot Car	2.2460	7700.0	82	46205	No
282	GOM_NL__2PRFIN20101231_172719_000000513098_00070_46205_1977.N1	31-DEC-2010 17:27:19	Dark	50.500	41	Eps Car	1.8600	4100.0	101	46205	No
283	GOM_NL__2PRFIN20101231_173028_000000453098_00070_46205_1978.N1	31-DEC-2010 17:30:28	Dark	45.000	34	Gam2Vel	1.7930	23000.	90	46205	No
284	GOM_NL__2PRFIN20101231_173239_000000493098_00070_46205_1979.N1	31-DEC-2010 17:32:39	Dark	49.000	70	Zet Pup	2.2460	39000.	98	46205	No
285	GOM_NL__2PRFIN20101231_173444_000000503098_00070_46205_1980.N1	31-DEC-2010 17:34:44	Dark	50.000	117	Pi Pup	2.7060	3800.0	100	46205	No
286	GOM_NL__2PRFIN20101231_173732_000000463098_00070_46205_1981.N1	31-DEC-2010 17:37:32	Straylight	46.000	23	21Eps CMa	1.5020	26000.	92	46205	No
287	GOM_NL__2PRFIN20101231_173904_000000443098_00070_46205_1982.N1	31-DEC-2010 17:39:04	Straylight	44.000	179	24Omi2CMa	3.0320	24000.	88	46205	No
288	GOM_NL__2PRFIN20101231_174132_000000493098_00070_46205_1983.N1	31-DEC-2010 17:41:32	Straylight	49.000	1	9Alp CMa	-1.4400	11000.	98	46205	No
289	GOM_NL__2PRFIN20101231_174402_000000413098_00070_46205_1984.N1	31-DEC-2010 17:44:02	Straylight	41.000	56	53Kap Ori	2.0650	30000.	82	46205	No
290	GOM_NL__2PRFIN20101231_174632_000000443098_00070_46205_1985.N1	31-DEC-2010 17:46:32	Straylight	44.000	30	46Eps Ori	1.6940	30000.	88	46205	No
291	GOM_NL__2PRFIN20101231_174903_000000563098_00070_46205_1986.N1	31-DEC-2010 17:49:03	Twi_and_stray	56.000	14	58Alp Ori	0.87000	3000.0	112	46205	No
292	GOM_NL__2PRFIN20101231_175218_000000583098_00070_46205_1987.N1	31-DEC-2010 17:52:18	Bright	57.500	44	24Gam Gem	1.9280	11000.	115	46205	No
293	GOM_NL__2PRFIN20101231_175356_000000573098_00070_46205_1988.N1	31-DEC-2010 17:53:56	Bright	57.000	151	13Mu Gem	2.8900	3000.0	114	46205	No
294	GOM_NL__2PRFIN20101231_175755_000000403098_00070_46205_1989.N1	31-DEC-2010 17:57:55	Bright	39.500	107	37The Aur	2.6490	11000.	79	46205	No
295	GOM_NL__2PRFIN20101231_180000_000000403098_00070_46205_1990.N1	31-DEC-2010 18:00:00	Bright	39.500	6	13Alp Aur	0.080000	3400.0	79	46205	No
296	GOM_NL__2PRFIN20101231_181635_000000403098_00070_46205_1991.N1	31-DEC-2010 18:16:35	Bright	39.500	60	7Bet UMi	2.0810	3950.0	79	46205	No
297	GOM_NL__2PRFIN20101231_182014_000000443098_00070_46205_1992.N1	31-DEC-2010 18:20:14	Bright	44.000	32	77Eps UMa	1.7630	11000.	88	46205	No
298	GOM_NL__2PRFIN20101231_182330_000000473098_00070_46205_1993.N1	31-DEC-2010 18:23:30	Bright	46.500	39	85Eta UMa	1.8540	24000.	93	46205	No
299	GOM_NL__2PRFIN20101231_182733_000000423098_00070_46205_1994.N1	31-DEC-2010 18:27:33	Bright	41.500	180	27Gam Boo	3.0400	8000.0	83	46205	No
300	GOM_NL__2PRFIN20101231_183113_000000623098_00070_46205_1995.N1	31-DEC-2010 18:31:13	Bright	62.000	83		2.3780	11000.	124	46205	No
301	GOM_NL__2PRFIN20101231_183428_000000533098_00070_46205_1996.N1	31-DEC-2010 18:34:28	Bright	52.500	3	16Alp Boo	-0.050000	4250.0	105	46205	No
302	GOM_NL__2PRFIN20101231_184131_000000463098_00070_46205_1997.N1	31-DEC-2010 18:41:31	Bright	45.500	104	27Bet Lib	2.6140	13100.	91	46205	No
303	GOM_NL__2PRFIN20101231_184410_000000453098_00070_46205_1998.N1	31-DEC-2010 18:44:10	Twi_and_stray	45.000	122	9Alp2Lib	2.7470	9700.0	90	46205	No
304	GOM_NL__2PRFIN20101231_185101_000000503098_00070_46205_1999.N1	31-DEC-2010 18:51:01	Dark	50.000	54	5The Cen	2.0550	4500.0	100	46205	No
305	GOM_NL__2PRFIN20101231_185347_000000423098_00070_46205_2000.N1	31-DEC-2010 18:53:47	Dark	42.000	95	Zet Cen	2.5450	26000.	84	46205	No
306	GOM_NL__2PRFIN20101231_185715_000000443098_00071_46206_2000.N1	31-DEC-2010 18:57:15	Dark	43.500	64	Gam Cen	2.2000	10600.	87	46206	No
307	GOM_NL__2PRFIN20101231_190324_000000523098_00071_46206_2001.N1	31-DEC-2010 19:03:24	Dark	52.000	113	Mu Vel	2.6920	5000.0	104	46206	No
308	GOM_NL__2PRFIN20101231_190558_000000473098_00071_46206_2002.N1	31-DEC-2010 19:05:58	Dark	46.500	71	Iot Car	2.2460	7700.0	93	46206	No
309	GOM_NL__2PRFIN20101231_190752_000000473098_00071_46206_2003.N1	31-DEC-2010 19:07:52	Dark	47.000	46	Del Vel	1.9540	10600.	94	46206	No
310	GOM_NL__2PRFIN20101231_191043_000000443098_00071_46206_2004.N1	31-DEC-2010 19:10:43	Dark	43.500	34	Gam2Vel	1.7930	23000.	87	46206	No
311	GOM_NL__2PRFIN20101231_191254_000000493098_00071_46206_2005.N1	31-DEC-2010 19:12:54	Dark	49.000	70	Zet Pup	2.2460	39000.	98	46206	No
312	GOM_NL__2PRFIN20101231_191459_000000473098_00071_46206_2006.N1	31-DEC-2010 19:14:59	Dark	47.000	117	Pi Pup	2.7060	3800.0	94	46206	No
313	GOM_NL__2PRFIN20101231_191746_000000443098_00071_46206_2007.N1	31-DEC-2010 19:17:46	Straylight	44.000	23	21Eps CMa	1.5020	26000.	88	46206	No
314	GOM_NL__2PRFIN20101231_191918_000000433098_00071_46206_2008.N1	31-DEC-2010 19:19:18	Straylight	42.500	179	24Omi2CMa	3.0320	24000.	85	46206	No
315	GOM_NL__2PRFIN20101231_192146_000000483098_00071_46206_2009.N1	31-DEC-2010 19:21:46	Straylight	48.000	1	9Alp CMa	-1.4400	11000.	96	46206	No
316	GOM_NL__2PRFIN20101231_192416_000000423098_00071_46206_2010.N1	31-DEC-2010 19:24:16	Straylight	42.000	56	53Kap Ori	2.0650	30000.	84	46206	No
317	GOM_NL__2PRFIN20101231_192646_000000453098_00071_46206_2011.N1	31-DEC-2010 19:26:46	Straylight	44.500	30	46Eps Ori	1.6940	30000.	89	46206	No
318	GOM_NL__2PRFIN20101231_192917_000000553098_00071_46206_2012.N1	31-DEC-2010 19:29:17	Twi_and_stray	55.000	14	58Alp Ori	0.87000	3000.0	110	46206	No
319	GOM_NL__2PRFIN20101231_193232_000000573098_00071_46206_2013.N1	31-DEC-2010 19:32:32	Bright	57.000	44	24Gam Gem	1.9280	11000.	114	46206	No
320	GOM_NL__2PRFIN20101231_193410_000000483098_00071_46206_2014.N1	31-DEC-2010 19:34:10	Bright	47.500	151	13Mu Gem	2.8900	3000.0	95	46206	No
321	GOM_NL__2PRFIN20101231_193809_000000393098_00071_46206_2015.N1	31-DEC-2010 19:38:09	Bright	39.000	107	37The Aur	2.6490	11000.	78	46206	No
322	GOM_NL__2PRFIN20101231_194014_000000413098_00071_46206_2016.N1	31-DEC-2010 19:40:14	Bright	41.000	6	13Alp Aur	0.080000	3400.0	82	46206	No
323	GOM_NL__2PRFIN20101231_195649_000000353098_00071_46206_2017.N1	31-DEC-2010 19:56:49	Bright	35.000	60	7Bet UMi	2.0810	3950.0	70	46206	No
324	GOM_NL__2PRFIN20101231_200028_000000503098_00071_46206_2018.N1	31-DEC-2010 20:00:28	Bright	49.500	32	77Eps UMa	1.7630	11000.	99	46206	No
325	GOM_NL__2PRFIN20101231_200344_000000663098_00071_46206_2019.N1	31-DEC-2010 20:03:44	Bright	66.000	39	85Eta UMa	1.8540	24000.	132	46206	No
326	GOM_NL__2PRFIN20101231_200747_000000623098_00071_46206_2020.N1	31-DEC-2010 20:07:47	Bright	62.000	180	27Gam Boo	3.0400	8000.0	124	46206	No
327	GOM_NL__2PRFIN20101231_201128_000000623098_00071_46206_2021.N1	31-DEC-2010 20:11:28	Bright	62.000	83		2.3780	11000.	124	46206	No
328	GOM_NL__2PRFIN20101231_201443_000000543098_00071_46206_2022.N1	31-DEC-2010 20:14:43	Bright	53.500	3	16Alp Boo	-0.050000	4250.0	107	46206	No
329	GOM_NL__2PRFIN20101231_202146_000000563098_00071_46206_2023.N1	31-DEC-2010 20:21:46	Bright	56.000	104	27Bet Lib	2.6140	13100.	112	46206	No
330	GOM_NL__2PRFIN20101231_202424_000000463098_00071_46206_2024.N1	31-DEC-2010 20:24:24	Twi_and_stray	45.500	122	9Alp2Lib	2.7470	9700.0	91	46206	No
331	GOM_NL__2PRFIN20101231_203116_000000493098_00071_46206_2025.N1	31-DEC-2010 20:31:16	Dark	48.500	54	5The Cen	2.0550	4500.0	97	46206	No
332	GOM_NL__2PRFIN20101231_203401_000000423098_00071_46206_2026.N1	31-DEC-2010 20:34:01	Dark	42.000	95	Zet Cen	2.5450	26000.	84	46206	No
333	GOM_NL__2PRFIN20101231_203730_000000453098_00072_46207_2034.N1	31-DEC-2010 20:37:30	Dark	44.500	64	Gam Cen	2.2000	10600.	89	46207	No
334	GOM_NL__2PRFIN20101231_204338_000000473098_00072_46207_2035.N1	31-DEC-2010 20:43:38	Dark	46.500	113	Mu Vel	2.6920	5000.0	93	46207	No
335	GOM_NL__2PRFIN20101231_204613_000000453098_00072_46207_2036.N1	31-DEC-2010 20:46:13	Dark	45.000	71	Iot Car	2.2460	7700.0	90	46207	No
336	GOM_NL__2PRFIN20101231_204807_000000433098_00072_46207_2037.N1	31-DEC-2010 20:48:07	Dark	42.500	46	Del Vel	1.9540	10600.	85	46207	No
337	GOM_NL__2PRFIN20101231_205057_000000483098_00072_46207_2038.N1	31-DEC-2010 20:50:57	Dark	48.000	34	Gam2Vel	1.7930	23000.	96	46207	No

338	GOM_NL__2PRFIN20101231_205308_000000483098_00072_46207_2039.N1	31-DEC-2010 20:53:08	Dark	48.000	70	Zet Pup	2.2460	39000.	96	46207	No
339	GOM_NL__2PRFIN20101231_205513_000000473098_00072_46207_2040.N1	31-DEC-2010 20:55:13	Dark	46.500	117	Pi Pup	2.7060	3800.0	93	46207	No
340	GOM_NL__2PRFIN20101231_205800_000000493098_00072_46207_2041.N1	31-DEC-2010 20:58:00	Straylight	48.500	23	21Eps CMa	1.5020	26000.	97	46207	No
341	GOM_NL__2PRFIN20101231_205933_000000453098_00072_46207_2042.N1	31-DEC-2010 20:59:33	Straylight	45.000	179	24Omi2CMa	3.0320	24000.	90	46207	No
342	GOM_NL__2PRFIN20101231_210200_000000513098_00072_46207_2043.N1	31-DEC-2010 21:02:00	Straylight	51.000	1	9Alp CMa	-1.4400	11000.	102	46207	No
343	GOM_NL__2PRFIN20101231_210430_000000433098_00072_46207_2044.N1	31-DEC-2010 21:04:30	Straylight	42.500	56	53Kap Ori	2.0650	30000.	85	46207	No
344	GOM_NL__2PRFIN20101231_210700_000000453098_00072_46207_2045.N1	31-DEC-2010 21:07:00	Straylight	44.500	30	46Eps Ori	1.6940	30000.	89	46207	No
345	GOM_NL__2PRFIN20101231_210930_000000563098_00072_46207_2046.N1	31-DEC-2010 21:09:30	Tw_i_and_stray	56.000	14	58Alp Ori	0.87000	3000.0	112	46207	No
346	GOM_NL__2PRFIN20101231_211246_000000613098_00072_46207_2047.N1	31-DEC-2010 21:12:46	Bright	60.500	44	24Gam Gem	1.9280	11000.	121	46207	No
347	GOM_NL__2PRFIN20101231_211424_000000483098_00072_46207_2048.N1	31-DEC-2010 21:14:24	Bright	47.500	151	13Mu Gem	2.8900	3000.0	95	46207	No
348	GOM_NL__2PRFIN20101231_211823_000000403098_00072_46207_2049.N1	31-DEC-2010 21:18:23	Bright	39.500	107	37The Aur	2.6490	11000.	79	46207	No
349	GOM_NL__2PRFIN20101231_212028_000000423098_00072_46207_2050.N1	31-DEC-2010 21:20:28	Bright	41.500	6	13Alp Aur	0.080000	3400.0	83	46207	No
350	GOM_NL__2PRFIN20101231_213702_000000353098_00072_46207_2051.N1	31-DEC-2010 21:37:02	Bright	35.000	60	7Bet UMi	2.0810	3950.0	70	46207	No
351	GOM_NL__2PRFIN20101231_214041_000000493098_00072_46207_2052.N1	31-DEC-2010 21:40:41	Bright	48.500	32	77Eps UMa	1.7630	11000.	97	46207	No
352	GOM_NL__2PRFIN20101231_214358_000000663098_00072_46207_2053.N1	31-DEC-2010 21:43:58	Bright	66.000	39	85Eta UMa	1.8540	24000.	132	46207	No
353	GOM_NL__2PRFIN20101231_214801_000000623098_00072_46207_2054.N1	31-DEC-2010 21:48:01	Bright	62.000	180	27Gam Boo	3.0400	8000.0	124	46207	No
354	GOM_NL__2PRFIN20101231_215142_000000623098_00072_46207_2055.N1	31-DEC-2010 21:51:42	Bright	62.000	83		2.3780	11000.	124	46207	No
355	GOM_NL__2PRFIN20101231_215457_000000543098_00072_46207_2056.N1	31-DEC-2010 21:54:57	Bright	53.500	3	16Alp Boo	-0.050000	4250.0	107	46207	No
356	GOM_NL__2PRFIN20101231_220201_000000563098_00072_46207_2057.N1	31-DEC-2010 22:02:01	Bright	56.000	104	27Bet Lib	2.6140	13100.	112	46207	No
357	GOM_NL__2PRFIN20101231_220439_000000433098_00072_46207_2058.N1	31-DEC-2010 22:04:39	Tw_i_and_stray	43.000	122	9Alp2Lib	2.7470	9700.0	86	46207	No
358	GOM_NL__2PRFIN20101231_221131_000000543098_00072_46207_2059.N1	31-DEC-2010 22:11:31	Dark	54.000	54	5The Cen	2.0550	4500.0	108	46207	No
359	GOM_NL__2PRFIN20101231_221416_000000413098_00072_46207_2060.N1	31-DEC-2010 22:14:16	Dark	40.500	95	Zet Cen	2.5450	26000.	81	46207	No
360	GOM_NL__2PRFIN20101231_221745_000000433098_00073_46208_2045.N1	31-DEC-2010 22:17:45	Dark	43.000	64	Gam Cen	2.2000	10600.	86	46208	No
361	GOM_NL__2PRFIN20101231_222353_000000503098_00073_46208_2046.N1	31-DEC-2010 22:23:53	Dark	49.500	113	Mu Vel	2.6920	5000.0	99	46208	No
362	GOM_NL__2PRFIN20101231_222627_000000413098_00073_46208_2047.N1	31-DEC-2010 22:26:27	Dark	41.000	71	lot Car	2.2460	7700.0	82	46208	No
363	GOM_NL__2PRFIN20101231_222821_000000443098_00073_46208_2048.N1	31-DEC-2010 22:28:21	Dark	43.500	46	Del Vel	1.9540	10600.	87	46208	No
364	GOM_NL__2PRFIN20101231_223112_000000463098_00073_46208_2049.N1	31-DEC-2010 22:31:12	Dark	46.000	34	Gam2Vel	1.7930	23000.	92	46208	No
365	GOM_NL__2PRFIN20101231_223323_000000483098_00073_46208_2050.N1	31-DEC-2010 22:33:23	Dark	47.500	70	Zet Pup	2.2460	39000.	95	46208	No
366	GOM_NL__2PRFIN20101231_223527_000000473098_00073_46208_2051.N1	31-DEC-2010 22:35:27	Dark	46.500	117	Pi Pup	2.7060	3800.0	93	46208	No
367	GOM_NL__2PRFIN20101231_223815_000000473098_00073_46208_2052.N1	31-DEC-2010 22:38:15	Straylight	46.500	23	21Eps CMa	1.5020	26000.	93	46208	No
368	GOM_NL__2PRFIN20101231_223947_000000423098_00073_46208_2053.N1	31-DEC-2010 22:39:47	Straylight	42.000	179	24Omi2CMa	3.0320	24000.	84	46208	No
369	GOM_NL__2PRFIN20101231_224214_000000583098_00073_46208_2054.N1	31-DEC-2010 22:42:14	Straylight	57.500	1	9Alp CMa	-1.4400	11000.	115	46208	No
370	GOM_NL__2PRFIN20101231_224444_000000423098_00073_46208_2055.N1	31-DEC-2010 22:44:44	Straylight	41.500	56	53Kap Ori	2.0650	30000.	83	46208	No
371	GOM_NL__2PRFIN20101231_224714_000000433098_00073_46208_2056.N1	31-DEC-2010 22:47:14	Straylight	43.000	30	46Eps Ori	1.6940	30000.	86	46208	No
372	GOM_NL__2PRFIN20101231_224944_000000563098_00073_46208_2057.N1	31-DEC-2010 22:49:44	Tw_i_and_stray	55.500	14	58Alp Ori	0.87000	3000.0	111	46208	No
373	GOM_NL__2PRFIN20101231_225259_000000573098_00073_46208_2058.N1	31-DEC-2010 22:52:59	Bright	57.000	44	24Gam Gem	1.9280	11000.	114	46208	No
374	GOM_NL__2PRFIN20101231_225437_000000463098_00073_46208_2059.N1	31-DEC-2010 22:54:37	Bright	45.500	151	13Mu Gem	2.8900	3000.0	91	46208	No
375	GOM_NL__2PRFIN20101231_225836_000000393098_00073_46208_2060.N1	31-DEC-2010 22:58:36	Bright	38.500	107	37The Aur	2.6490	11000.	77	46208	No
376	GOM_NL__2PRFIN20101231_230042_000000413098_00073_46208_2061.N1	31-DEC-2010 23:00:42	Bright	40.500	6	13Alp Aur	0.080000	3400.0	81	46208	No
377	GOM_NL__2PRFIN20101231_231716_000000373098_00073_46208_2062.N1	31-DEC-2010 23:17:16	Bright	36.500	60	7Bet UMi	2.0810	3950.0	73	46208	No
378	GOM_NL__2PRFIN20101231_232055_000000473098_00073_46208_2063.N1	31-DEC-2010 23:20:55	Bright	47.000	32	77Eps UMa	1.7630	11000.	94	46208	No
379	GOM_NL__2PRFIN20101231_232412_000000663098_00073_46208_2064.N1	31-DEC-2010 23:24:12	Bright	66.000	39	85Eta UMa	1.8540	24000.	132	46208	No
380	GOM_NL__2PRFIN20101231_232815_000000413098_00073_46208_2065.N1	31-DEC-2010 23:28:15	Bright	40.500	180	27Gam Boo	3.0400	8000.0	81	46208	No
381	GOM_NL__2PRFIN20101231_233156_000000623098_00073_46208_2066.N1	31-DEC-2010 23:31:56	Bright	62.000	83		2.3780	11000.	124	46208	No
382	GOM_NL__2PRFIN20101231_233511_000000543098_00073_46208_2067.N1	31-DEC-2010 23:35:11	Bright	53.500	3	16Alp Boo	-0.050000	4250.0	107	46208	No
383	GOM_NL__2PRFIN20101231_234215_000000563098_00073_46208_2068.N1	31-DEC-2010 23:42:15	Bright	56.000	104	27Bet Lib	2.6140	13100.	112	46208	No
384	GOM_NL__2PRFIN20101231_234453_000000463098_00073_46208_2069.N1	31-DEC-2010 23:44:53	Tw_i_and_stray	45.500	122	9Alp2Lib	2.7470	9700.0	91	46208	No
385	GOM_NL__2PRFIN20101231_235145_000000513098_00073_46208_2070.N1	31-DEC-2010 23:51:45	Dark	50.500	54	5The Cen	2.0550	4500.0	101	46208	No
386	GOM_NL__2PRFIN20101231_235431_000000413098_00073_46208_2071.N1	31-DEC-2010 23:54:31	Dark	41.000	95	Zet Cen	2.5450	26000.	82	46208	No
387	GOM_NL__2PRFIN20101231_235615_000000403098_00074_46209_2072.N1	31-DEC-2010 23:56:15	Dark	39.500	77	Eps Cen	2.3030	28000.	79	46209	No
388	GOM_NL__2PRFIN20101231_235800_000000443098_00074_46209_2186.N1	31-DEC-2010 23:58:00	Dark	44.000	64	Gam Cen	2.2000	10600.	88	46209	No

3. Quality information per product

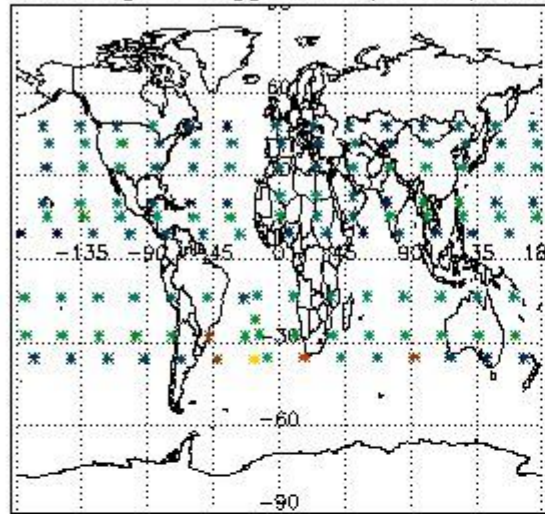
In this section it is plotted some information contained in the Quality Summary data set of the level 2 products. Only products in dark limb conditions and without errors (error flag in the MPH set to "0") are used.

3.1 Plot quality information per product (time dependant)

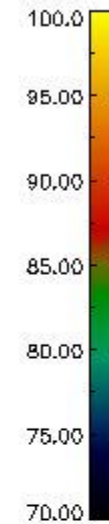
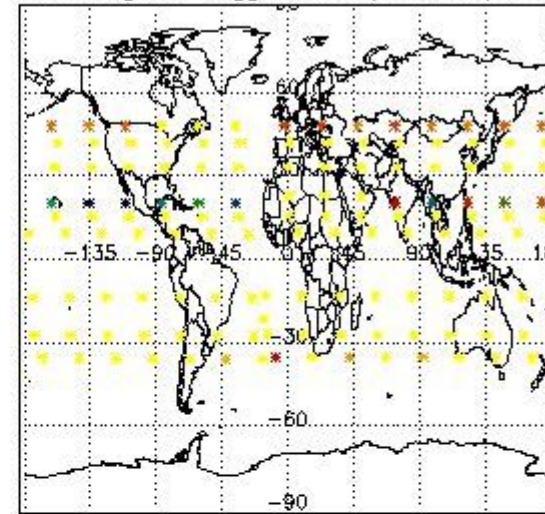


3.2 Plot quality information per product (world map)

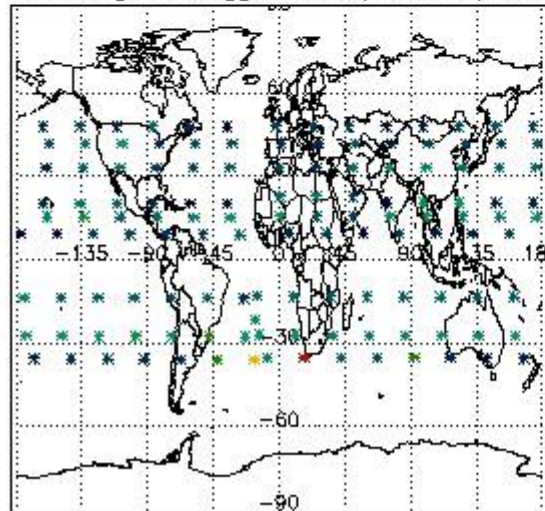
Percentage of flagged data per O3 profile



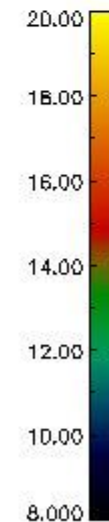
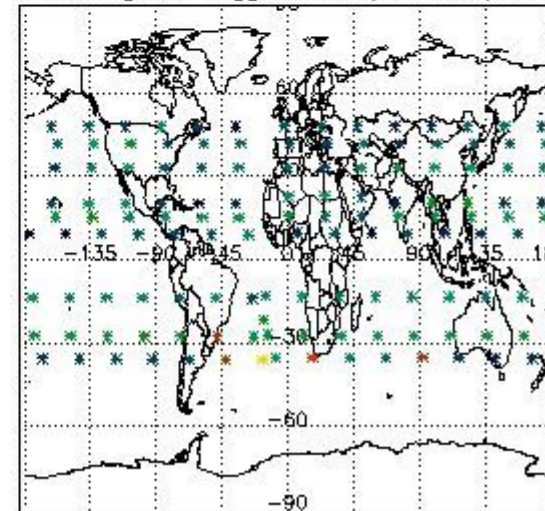
Percentage of flagged data per H2O profile



Percentage of flagged data per NO2 profile



Percentage of flagged data per NO3 profile

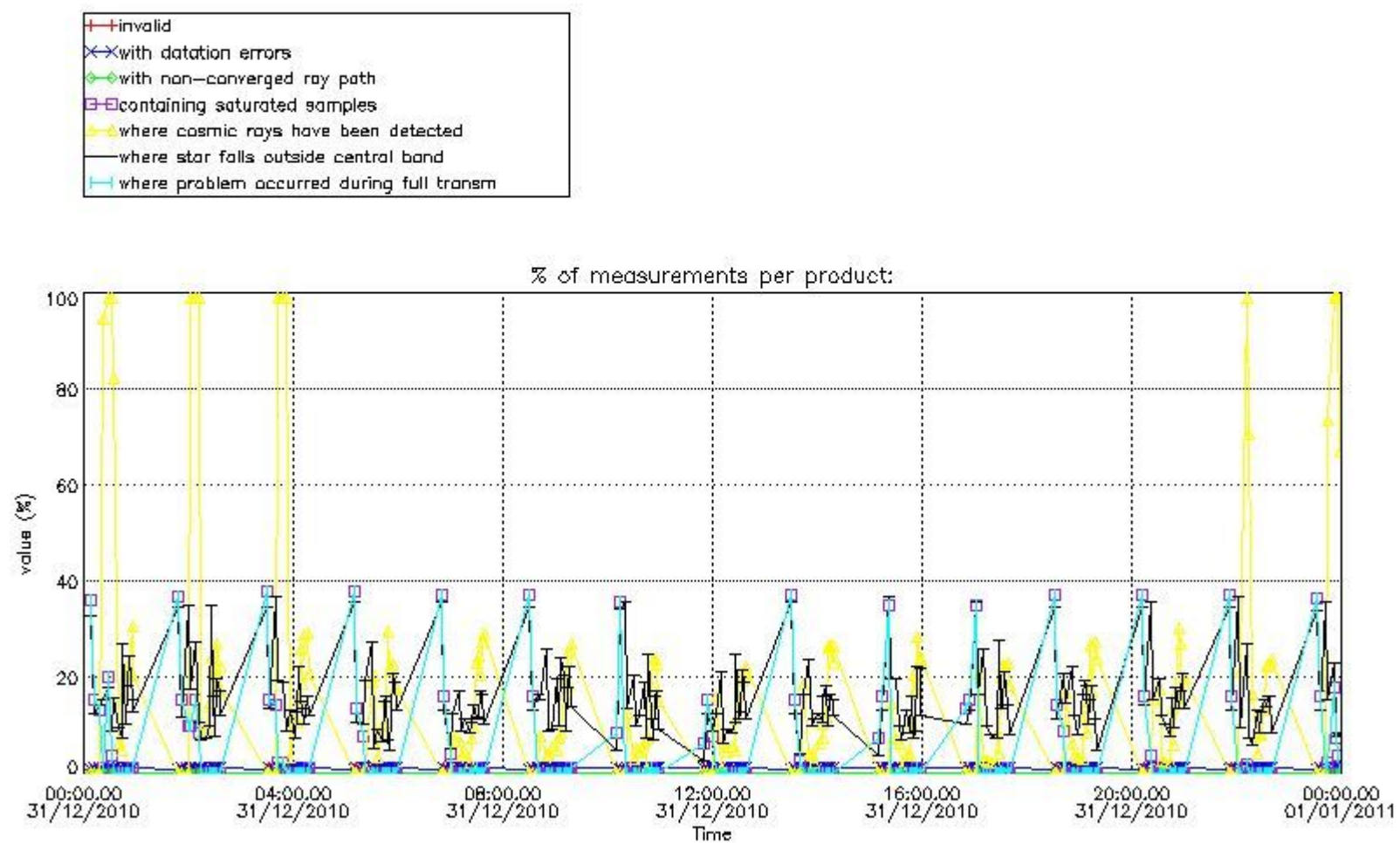


4. Level 1 quality information per product

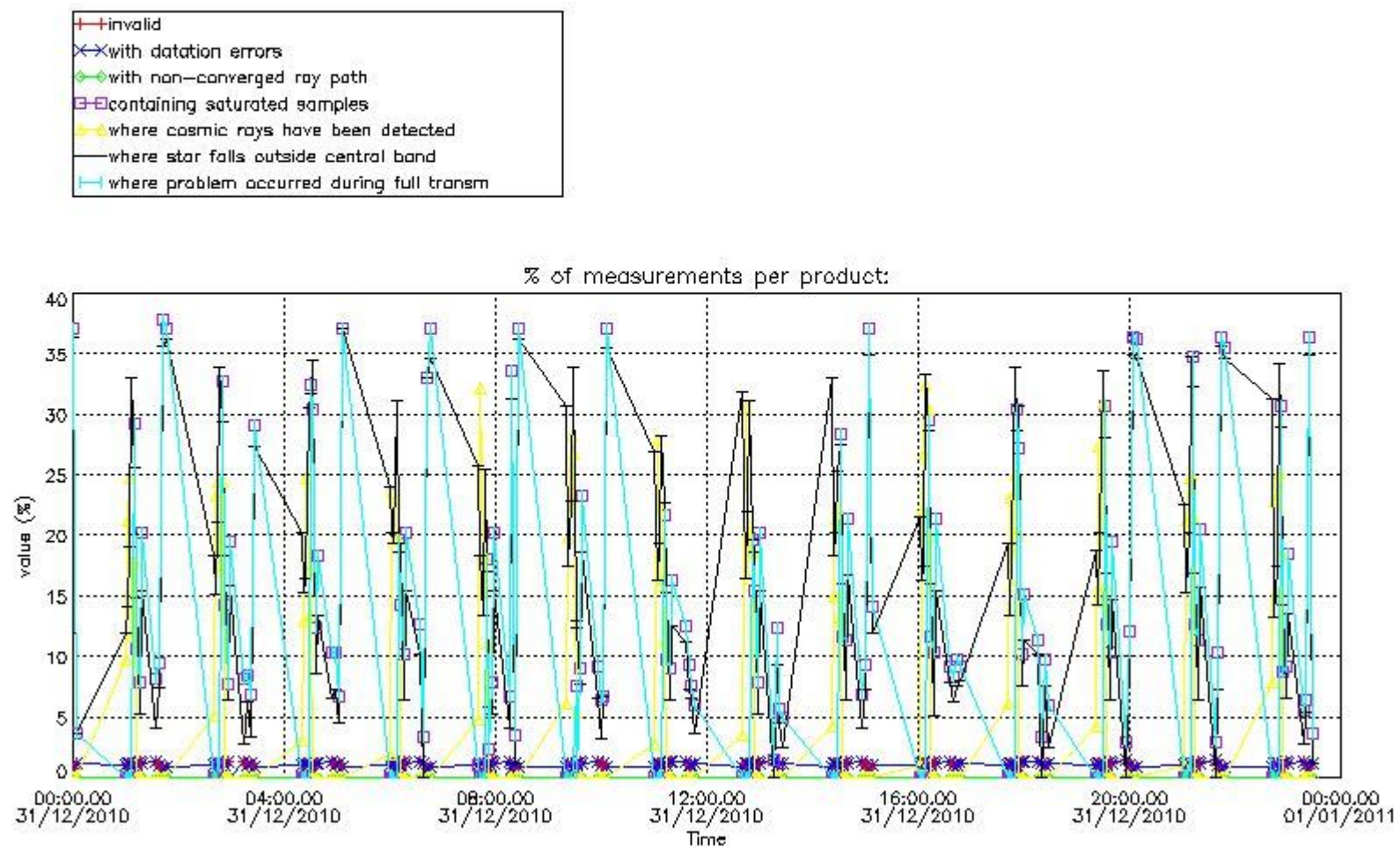
In this section it is plotted some information contained in the Quality Summary data set of the level 2 products that comes from the level 1b processing. Products without errors (error flag in the MPH set to "0") are used.

4.1 Plot quality information per product (time dependant) coming from level 1b processing

4.1.1 Plot level 1 quality information per product (time dependant): ENVISAT ASCENDING passes

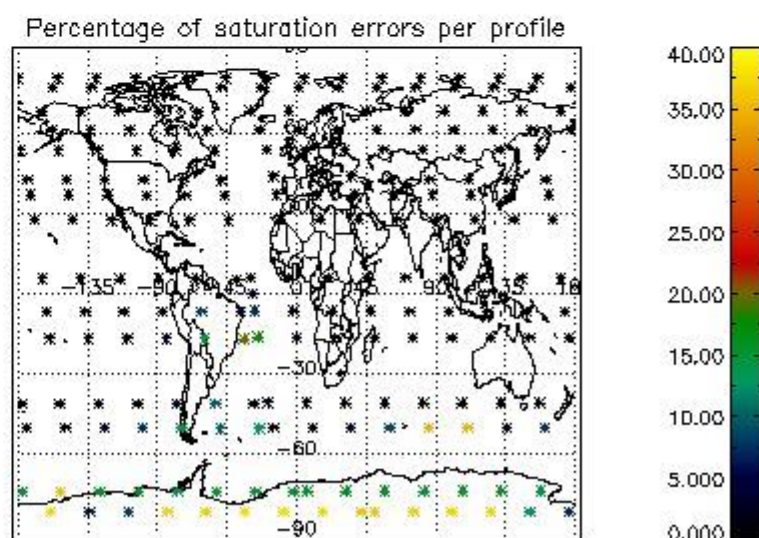
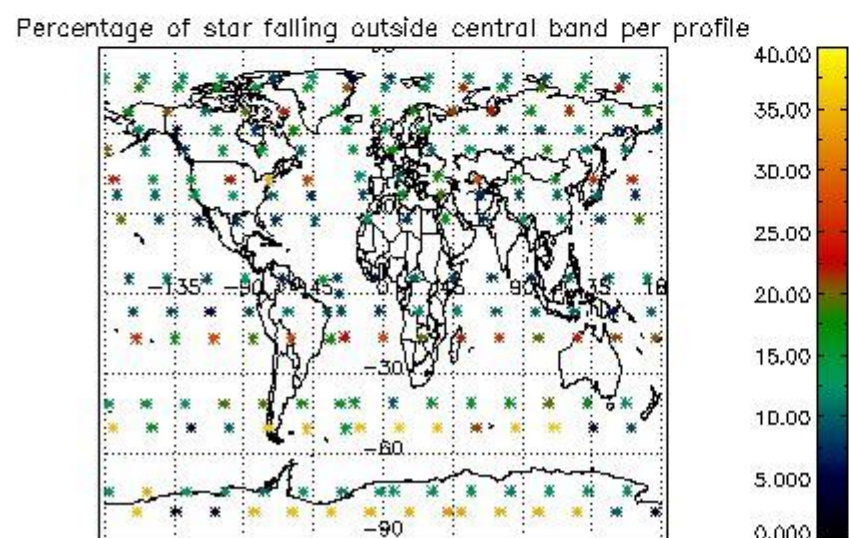
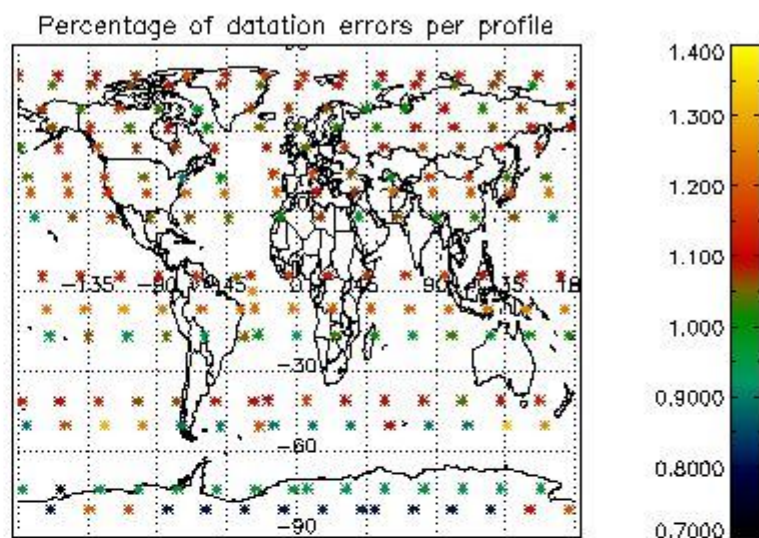
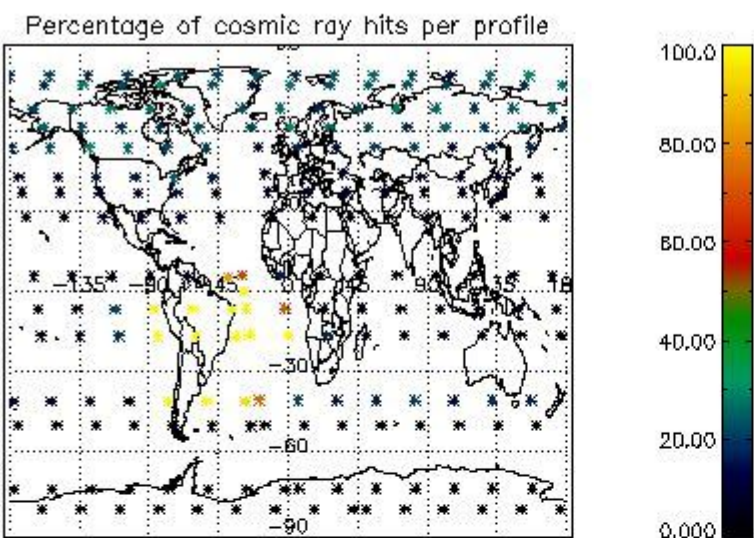


4.1.2 Plot level 1 quality information per product (time dependant): ENVISAT DESCENDING passes

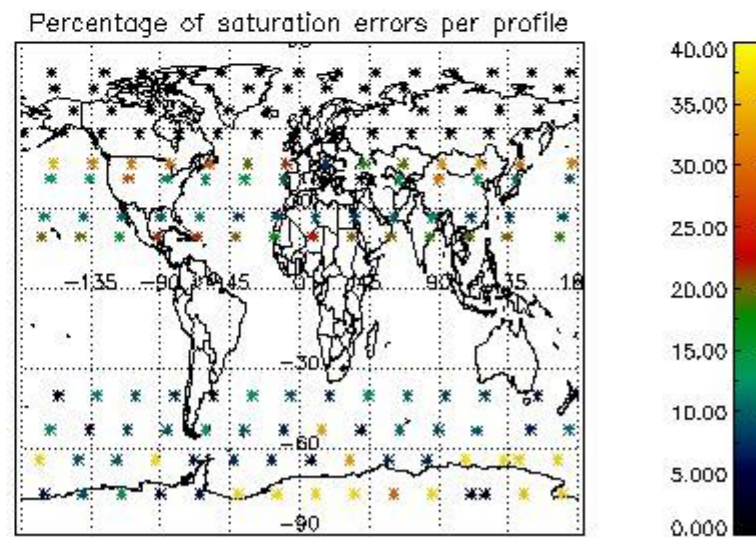
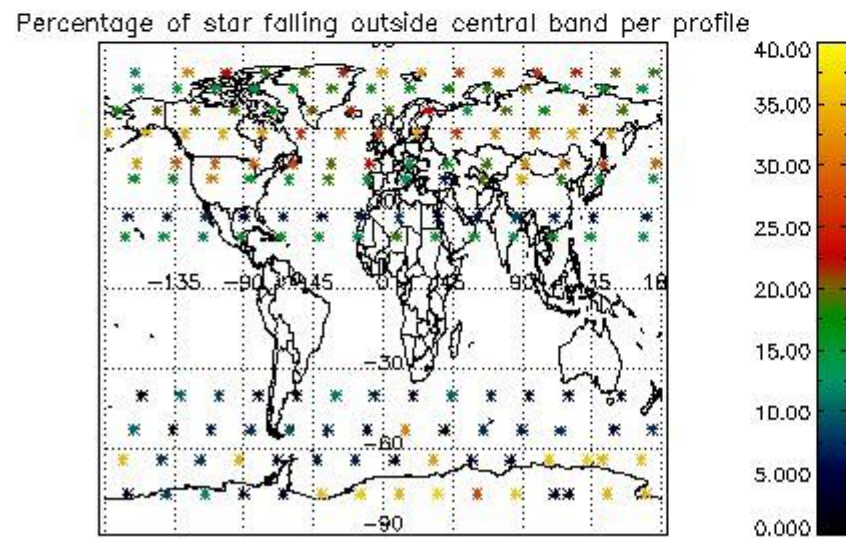
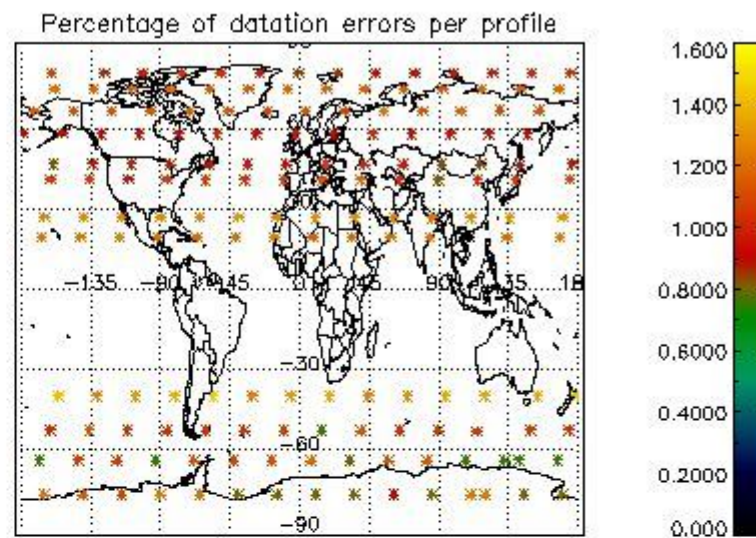
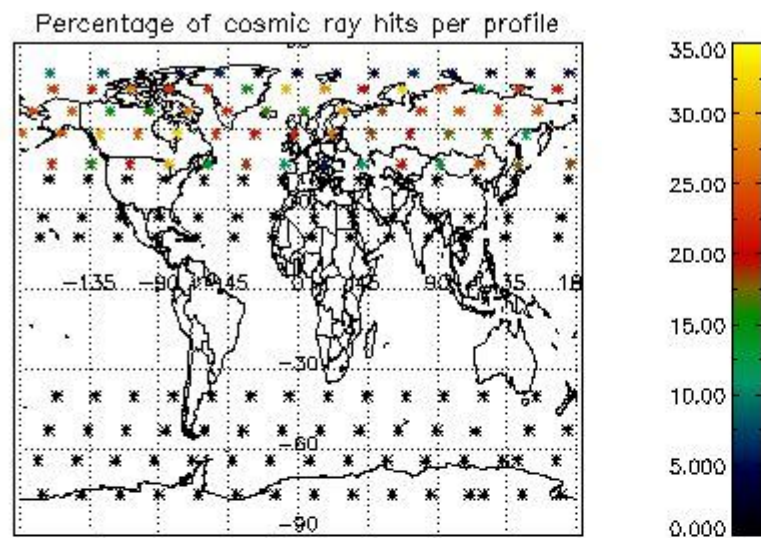


4.2 Plot quality information per product coming from level 1b processing (world map)

4.2.1 Plot level 1 quality information per product (world map): ENVISAT ASCENDING passes



4.2.2 Plot level 1 quality information per product (world map): ENVISAT DESCENDING passes



5. Trace gas profiles

5.1 Ozone statistics based on quality of products

The final quality of the products can be "measured" using the STD (Standard Deviation) attached to every point profile. This information is written to the parameter GOM_NL__2P/NL_LOCAL_SPECIES_DENSITY/o3_std of the level 2 products. The table below shows the statistics for given STD ranges.

The statistics are given with respect to the overall valid production:

- Products without fatal errors: GOM_NL__2P/MPH/PRODUCT_ERR=0
- Valid point profile: GOM_NL__2P/NL_LOCAL_SPECIES_DENSITY/pcd(0)=0

The 'Criteria' is applied to valid points of dark limb products:

- Products in dark limb illumination condition: GOM_NL__2P/NL_SUMMARY_QUALITY/obs_ill_cond=0
- Products without fatal errors: GOM_NL__2P/MPH/PRODUCT_ERR=0
- Valid point profile: GOM_NL__2P/NL_LOCAL_SPECIES_DENSITY/pcd(0)=0

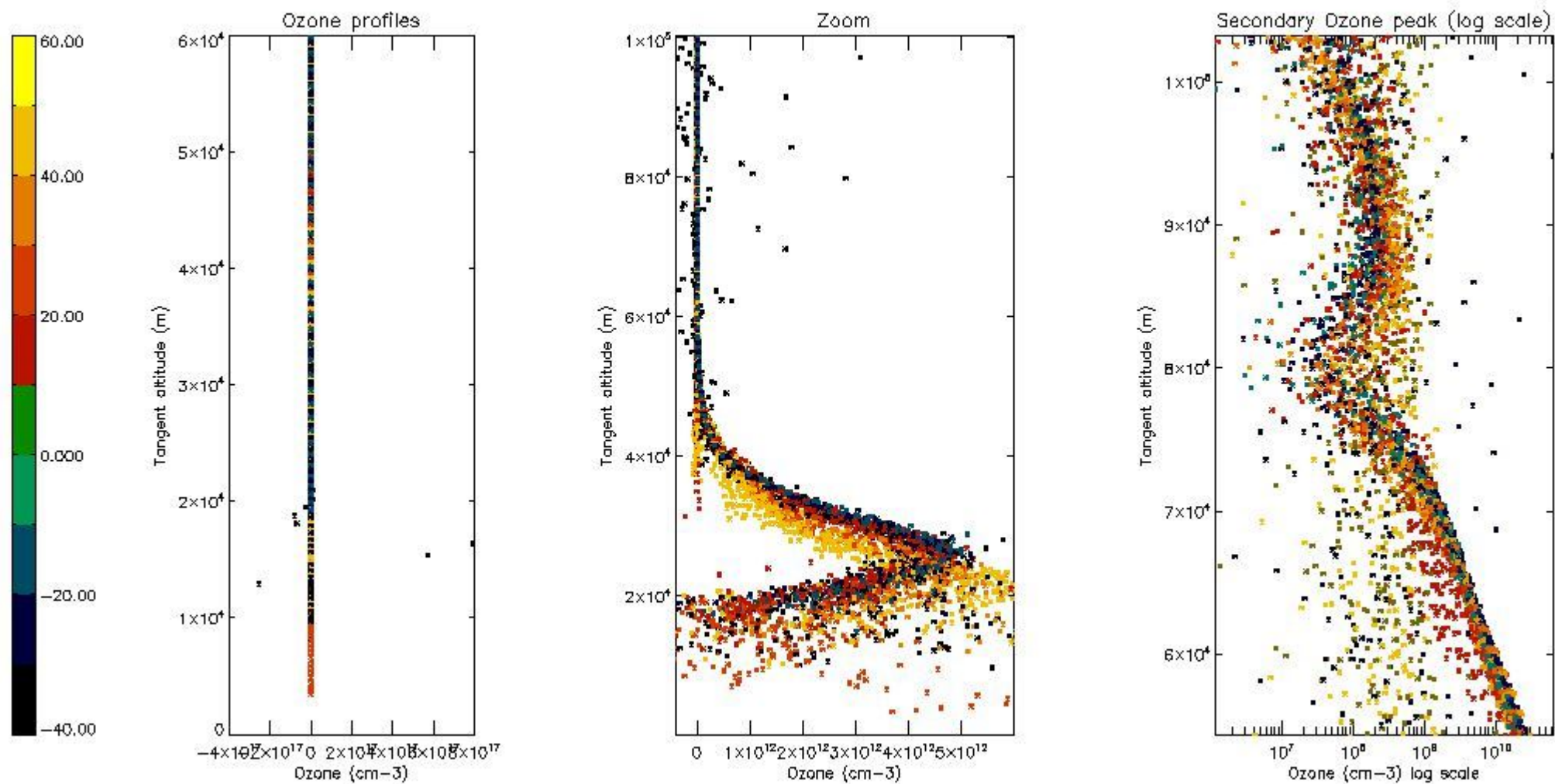
So, the table below shows the percentage of dark limb and valid observations for each criteria with respect to the overall valid daily observations.

Criteria	% of total production
All STD	33
STD < 20	15

STD < 10	11
STD < 5	6

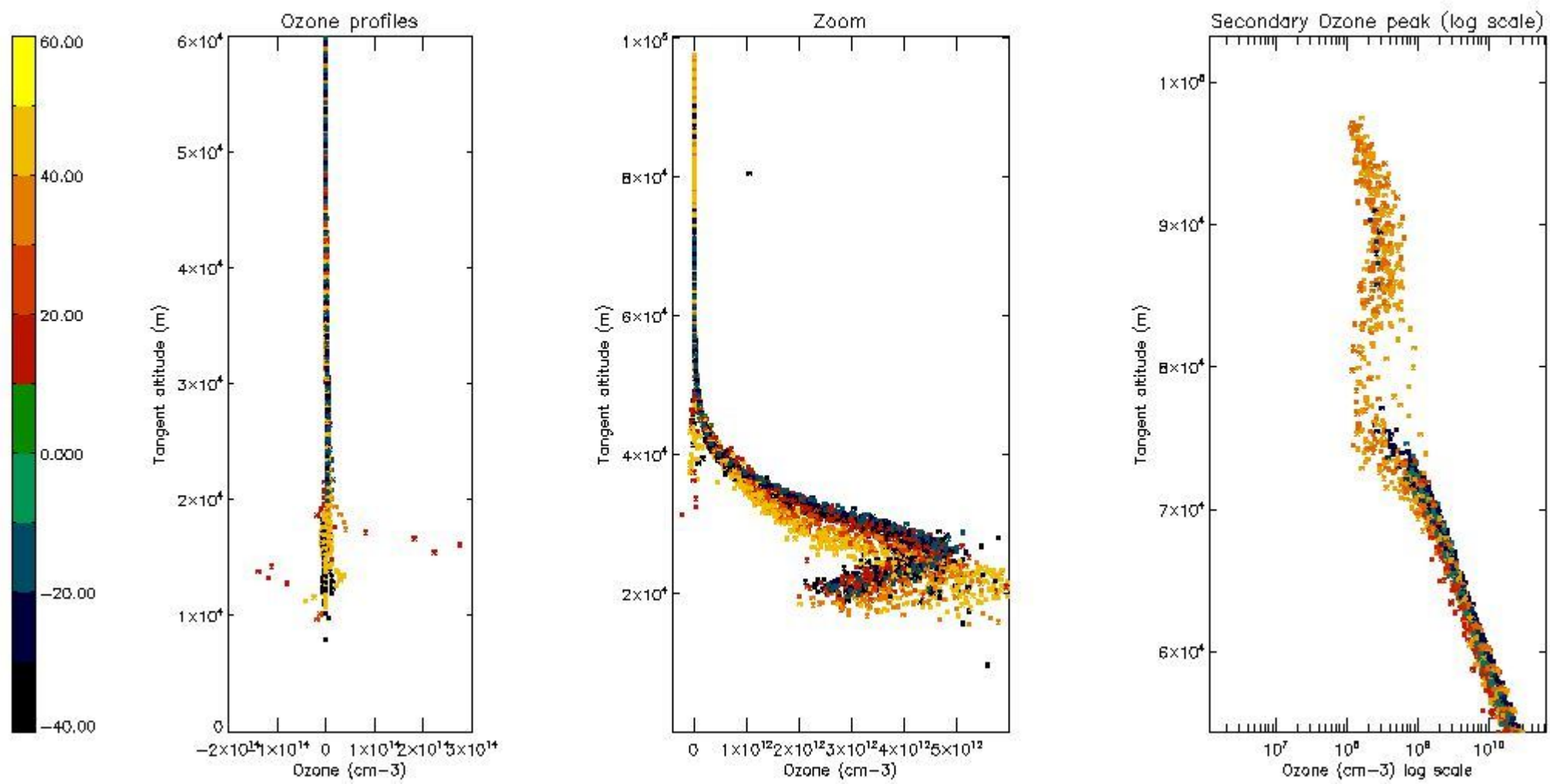
5.2 Plot ozone profiles for all STD (dark without errors)

The colorbar represents the latitude.



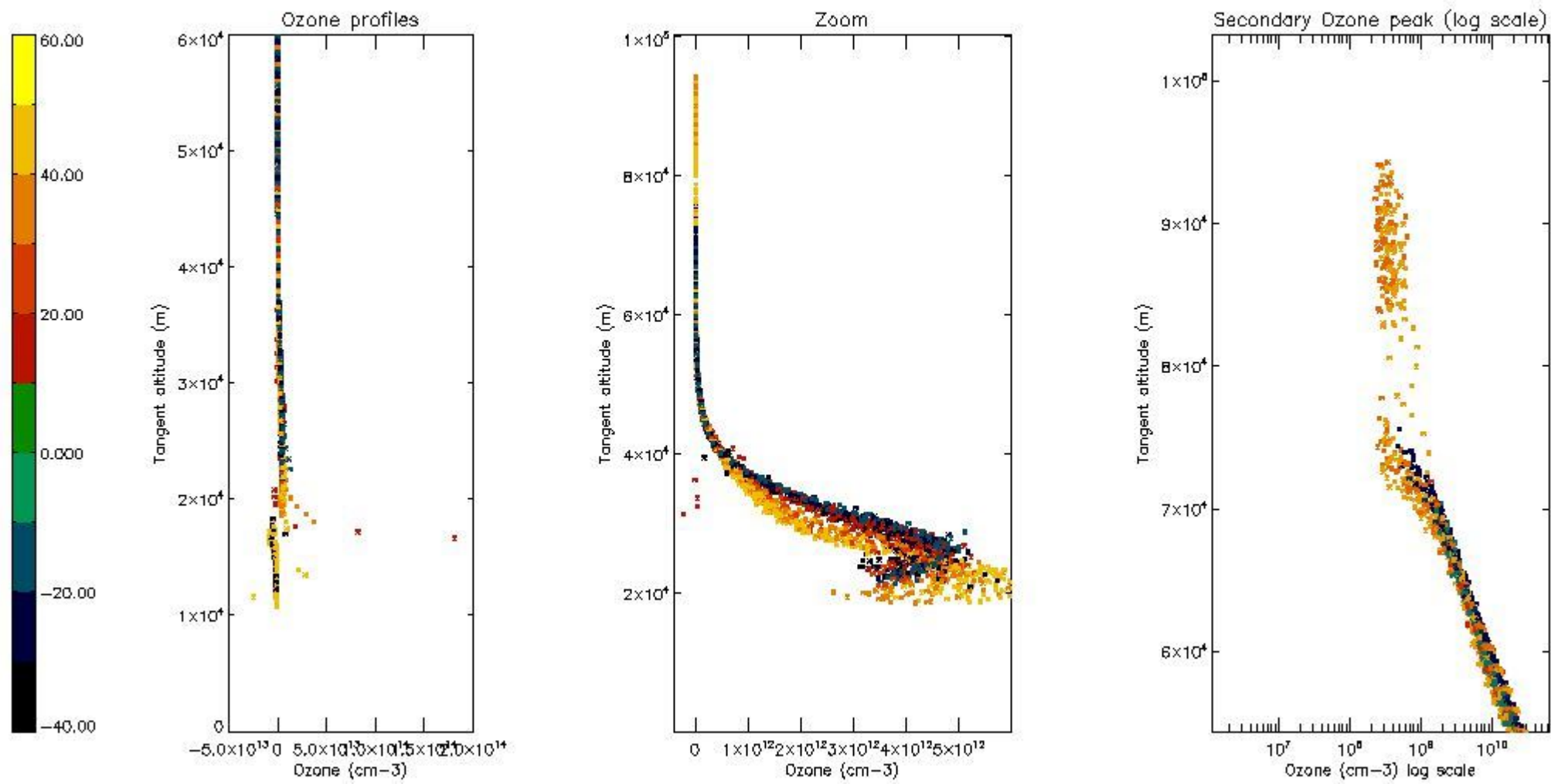
5.3 Plot ozone profiles where STD < 20% (dark without errors)

The colorbar represents the latitude.



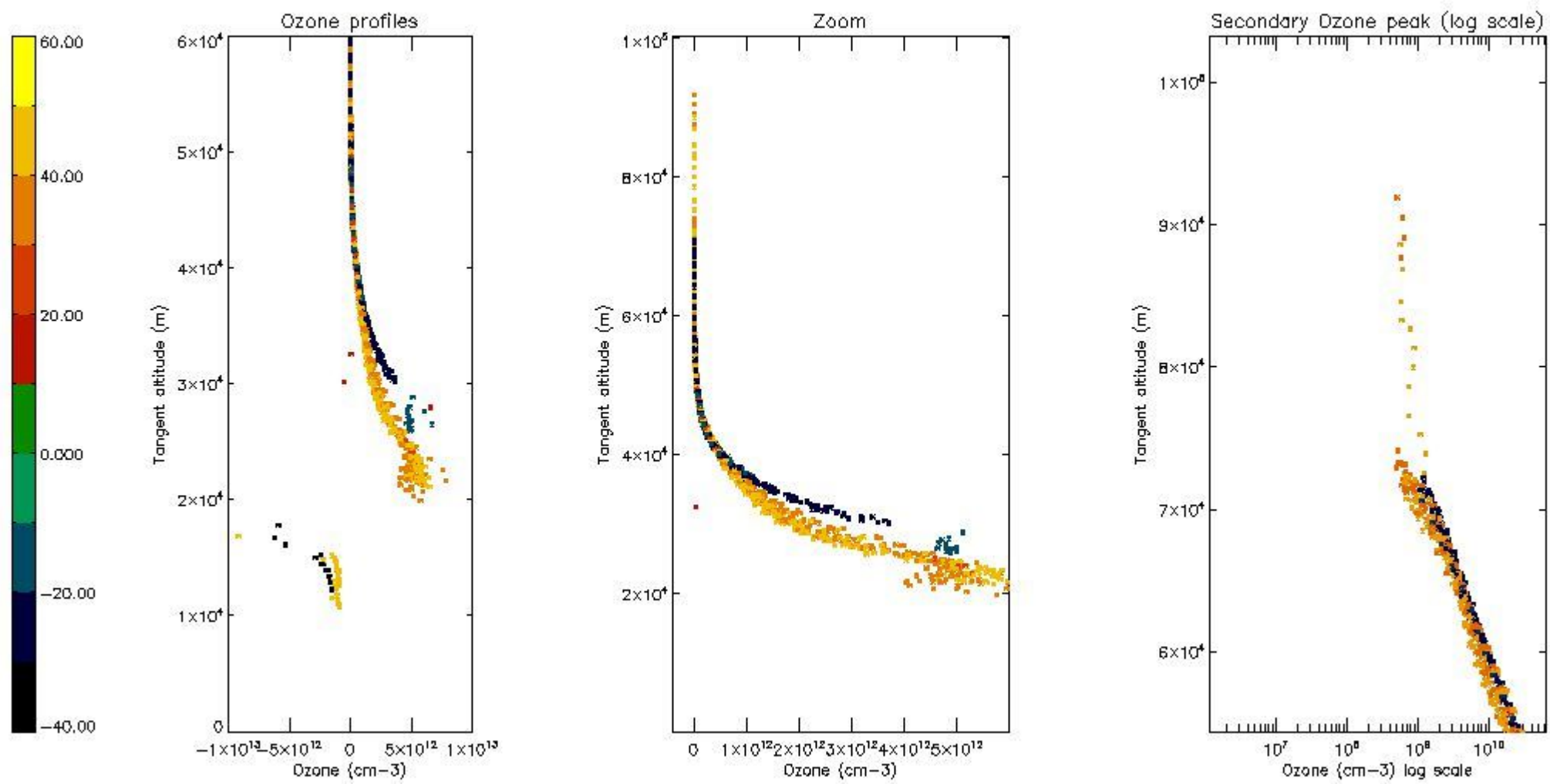
5.4 Plot ozone profiles where STD < 10% (dark without errors)

The colorbar represents the latitude.



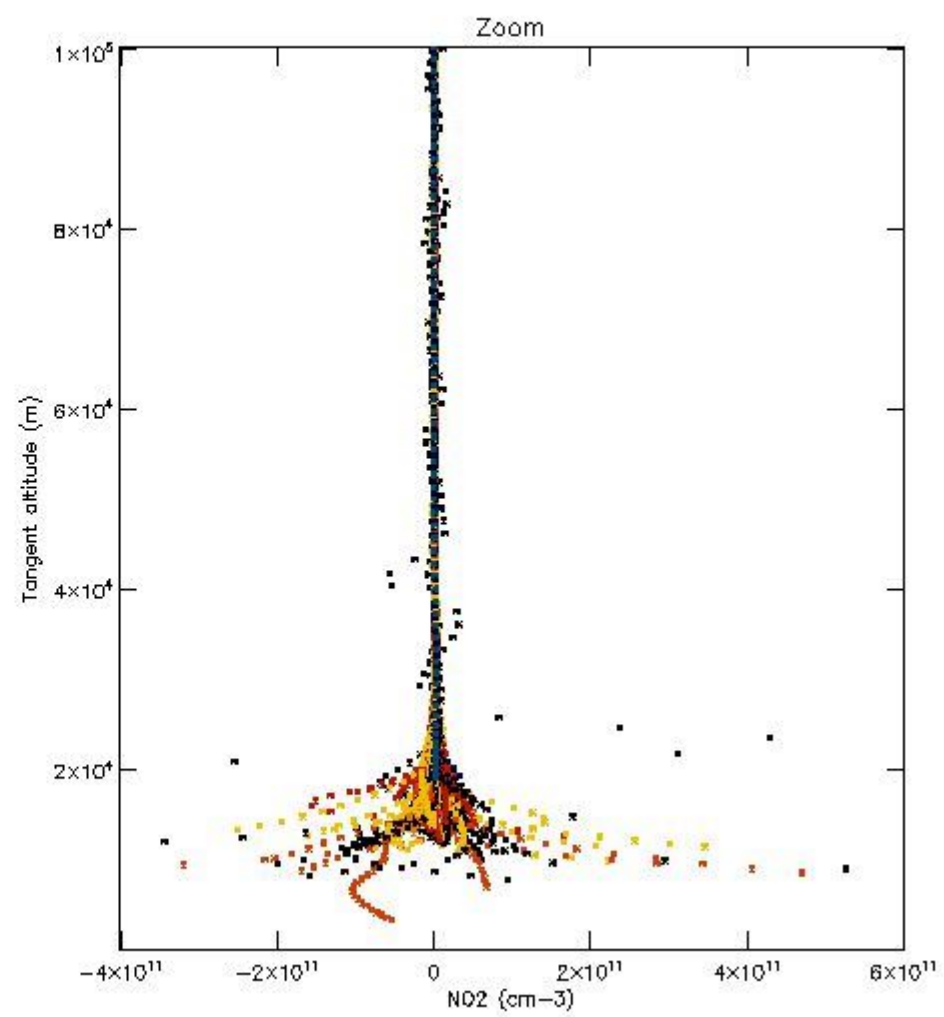
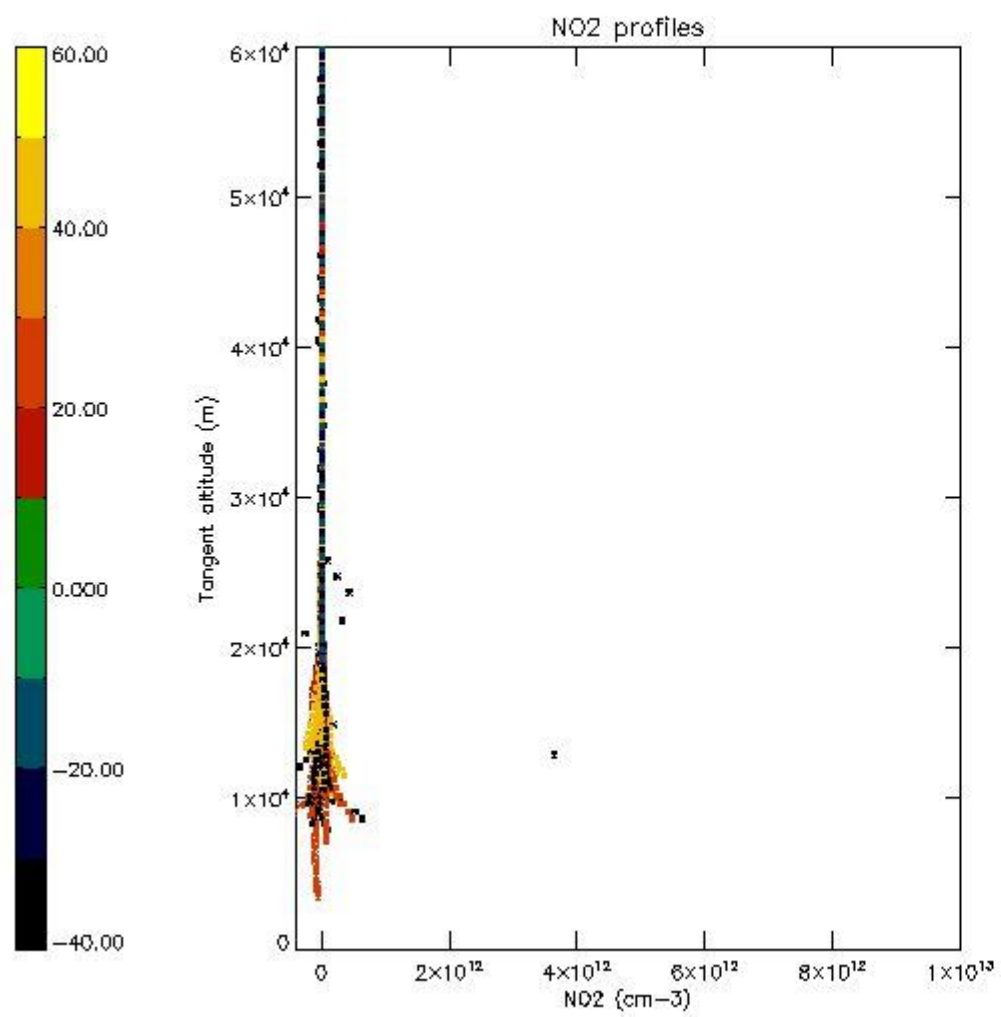
5.5 Plot ozone profiles where STD < 5% (dark without errors)

The colorbar represents the latitude.



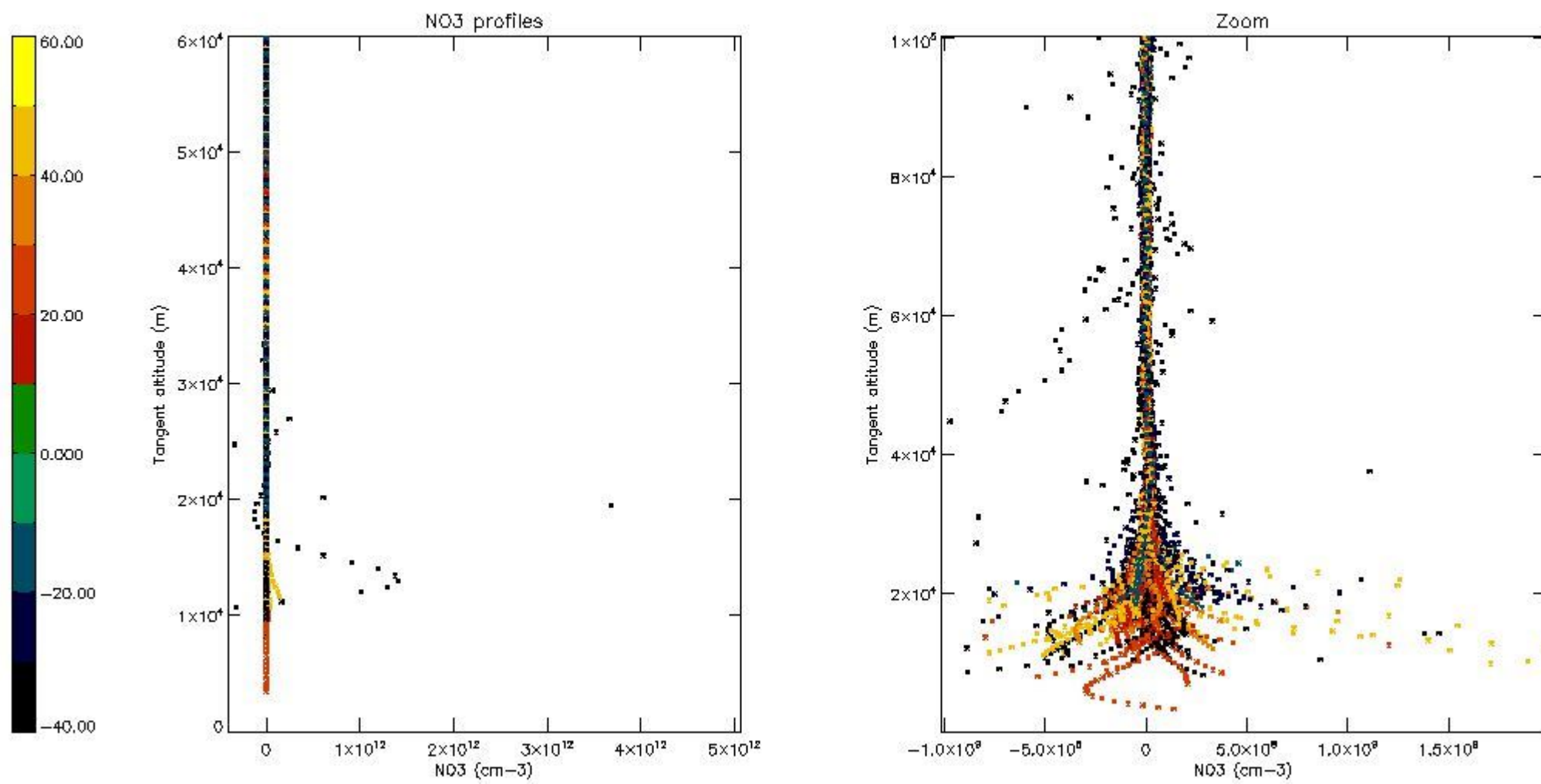
5.6 Plot NO₂ profiles for all STD (dark without errors)

The colorbar represents the latitude.



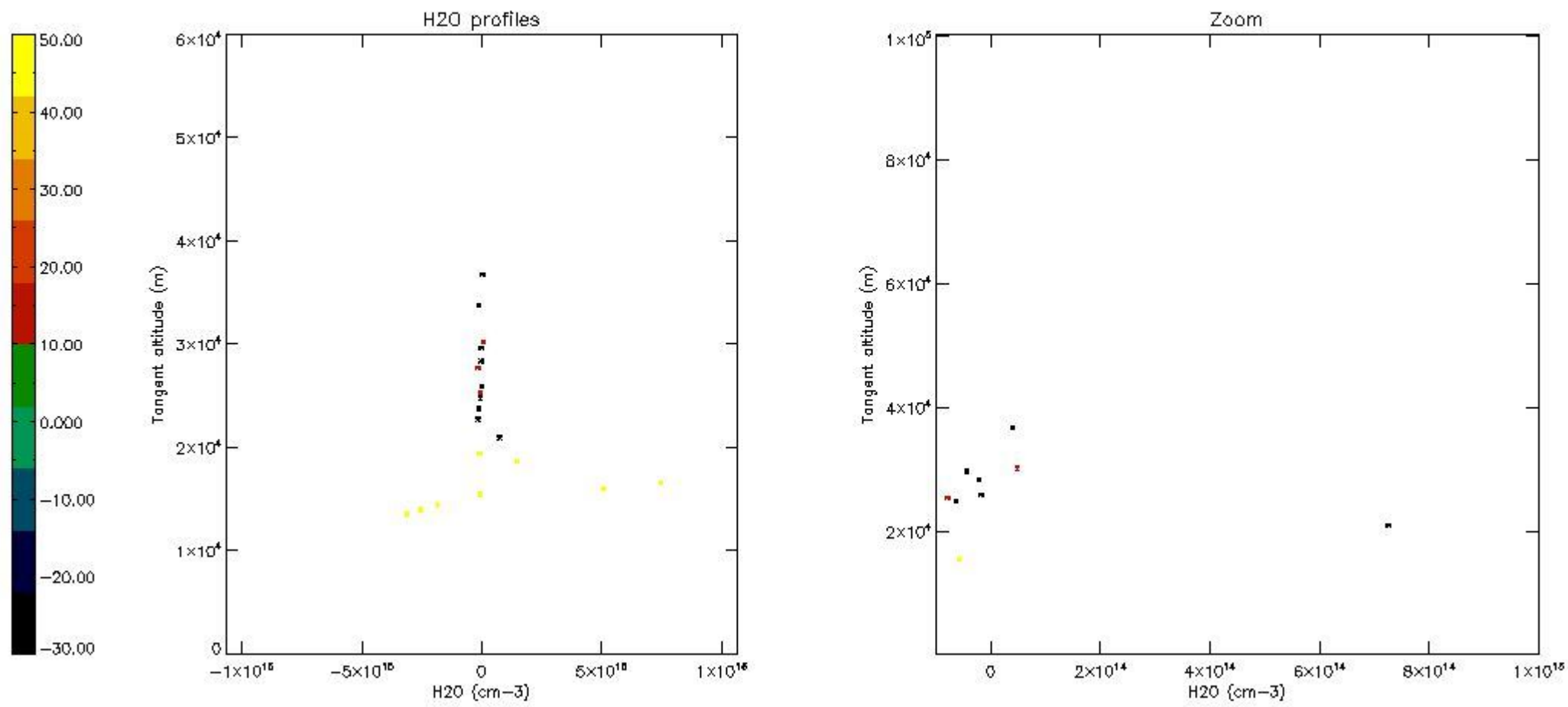
5.7 Plot NO3 profiles for all STD (dark without errors)

The colorbar represents the latitude.



5.8 Plot H2O profiles for all STD (only for occultations of stars 1,2,3,4,13,14,16,26,63 dark without errors)

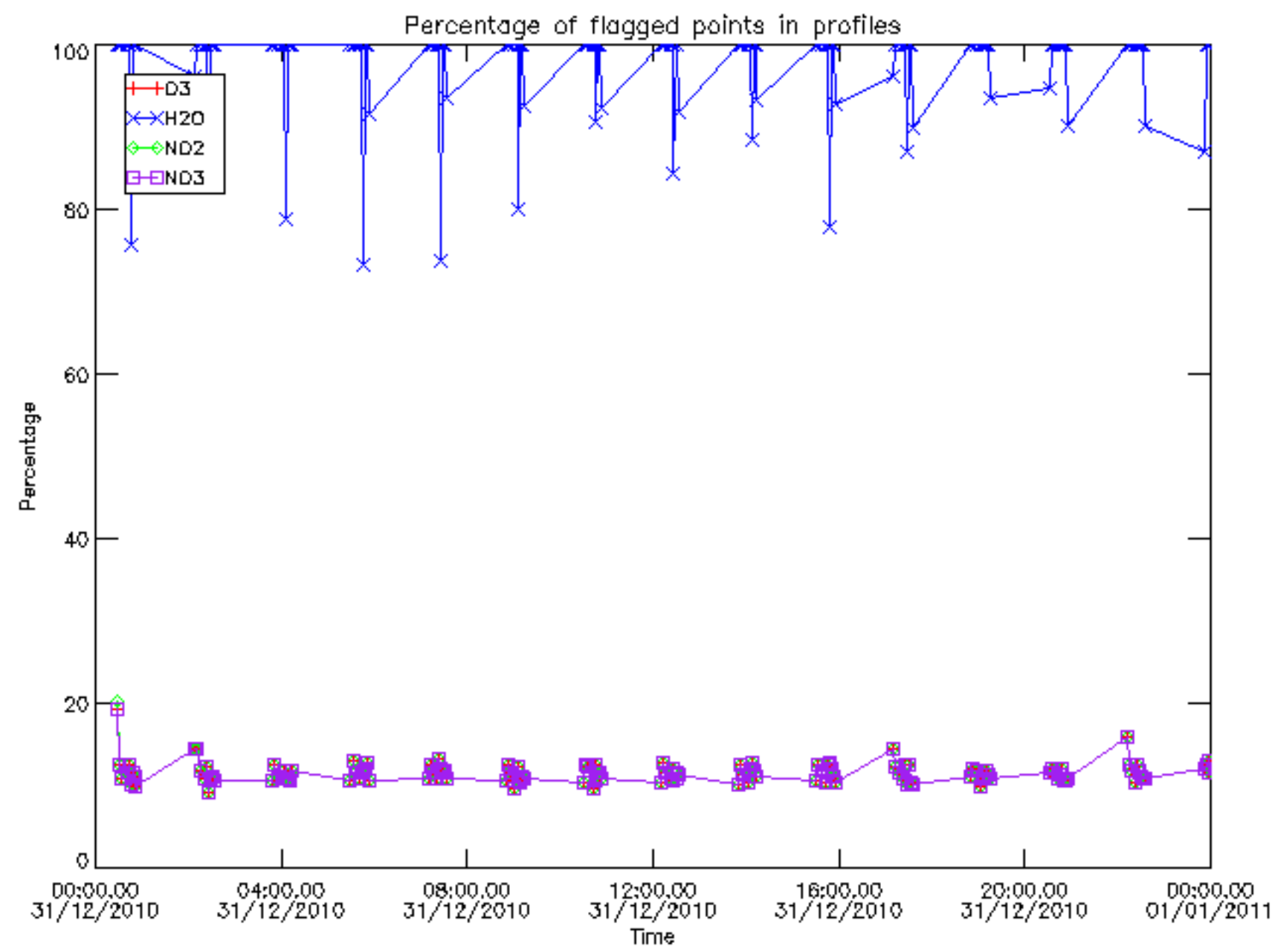
The colorbar represents the latitude.



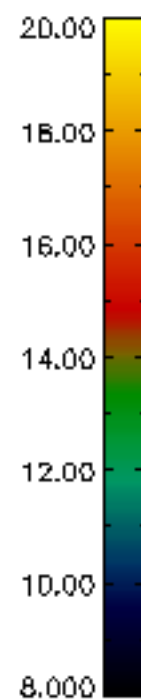
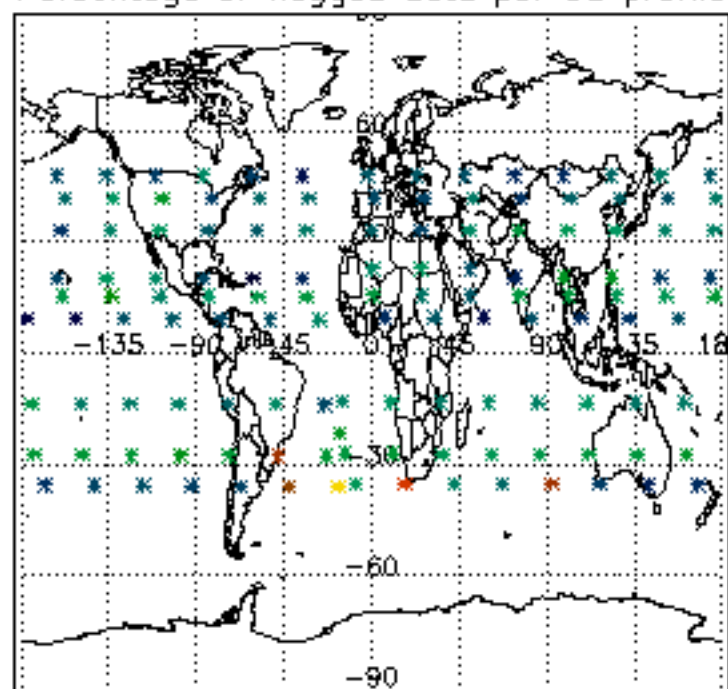
6. Auxiliary Data Files used for the production reported in section 2

The number reported in the third column indicates since which file (see list in section 2) the corresponding auxiliary file has been used. The fourth column is the date of those product files.

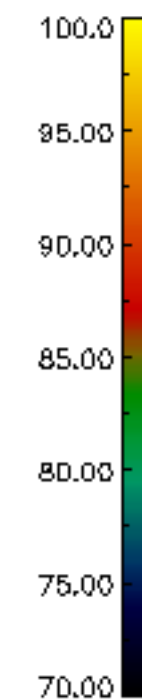
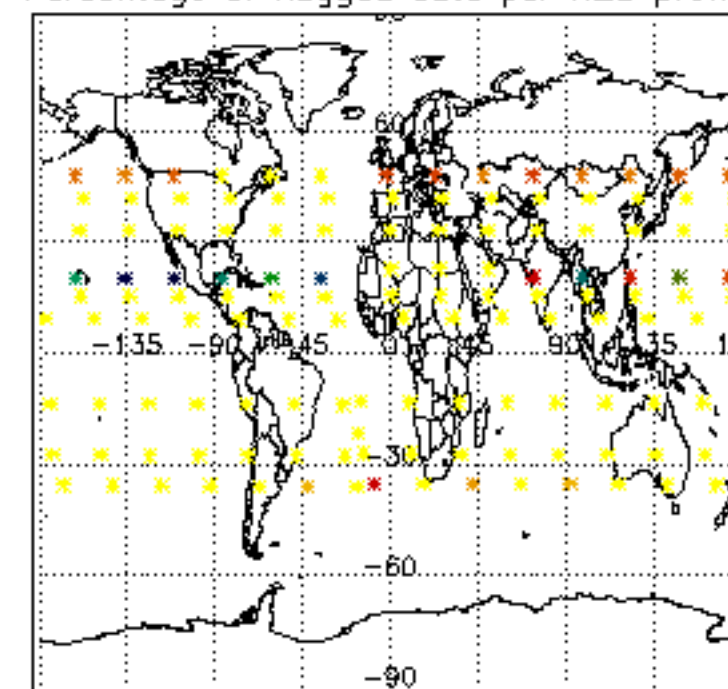
Type	Auxiliary Filename	Used since product	Used since product date
INST_PHYS_CHARACTERISTICS	GOM_INS_AXVIEC20091111_143220_20030716_120000_20500101_000000	1	31-DEC-2010 00:00:58
LEVEL-2_PROC_CONFIG	GOM_PR2_AXVIEC20091111_152718_20020301_000000_20500101_000000	1	31-DEC-2010 00:00:58
CROSS_SECTIONS_FILE	GOM_CRS_AXVIEC20091111_154832_20020301_000000_20500101_000000	1	31-DEC-2010 00:00:58



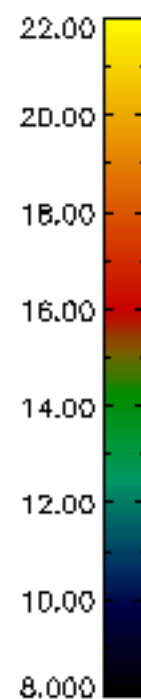
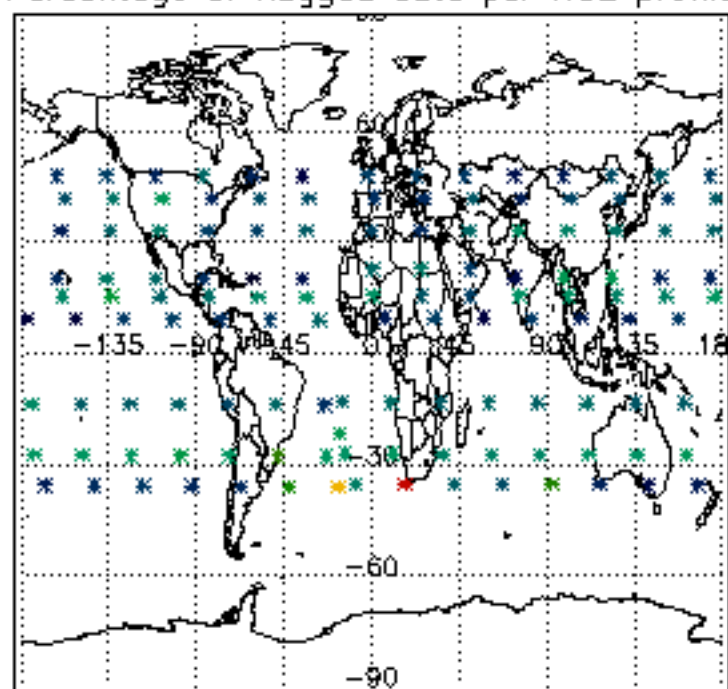
Percentage of flagged data per D3 profile



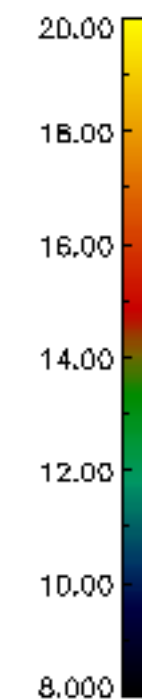
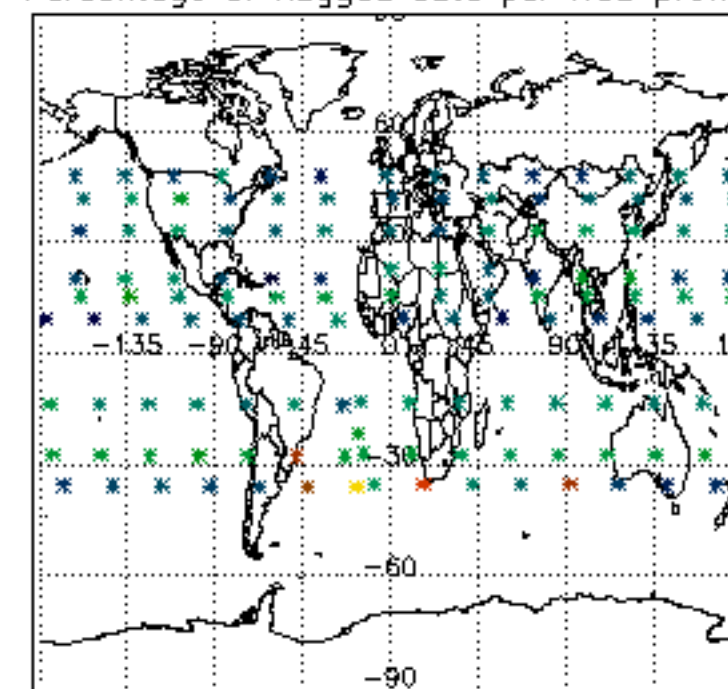
Percentage of flagged data per H2O profile

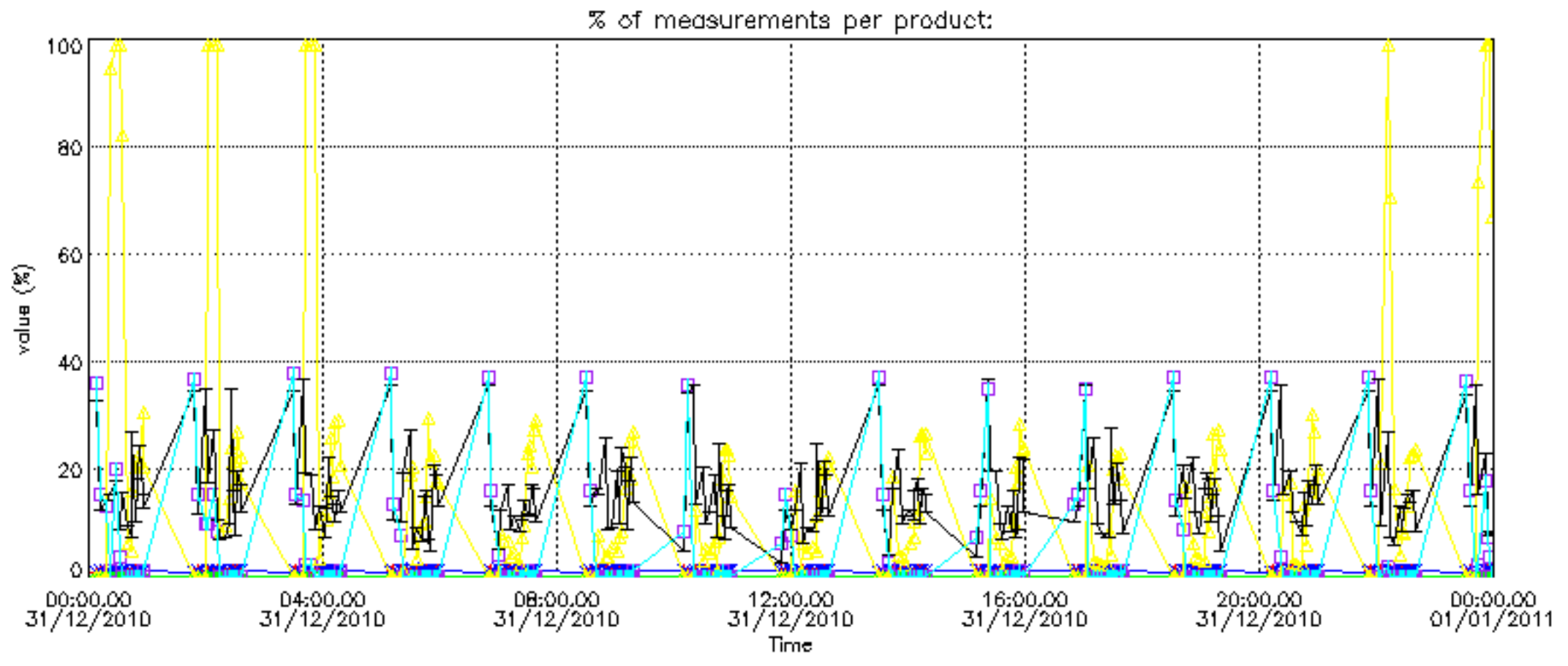


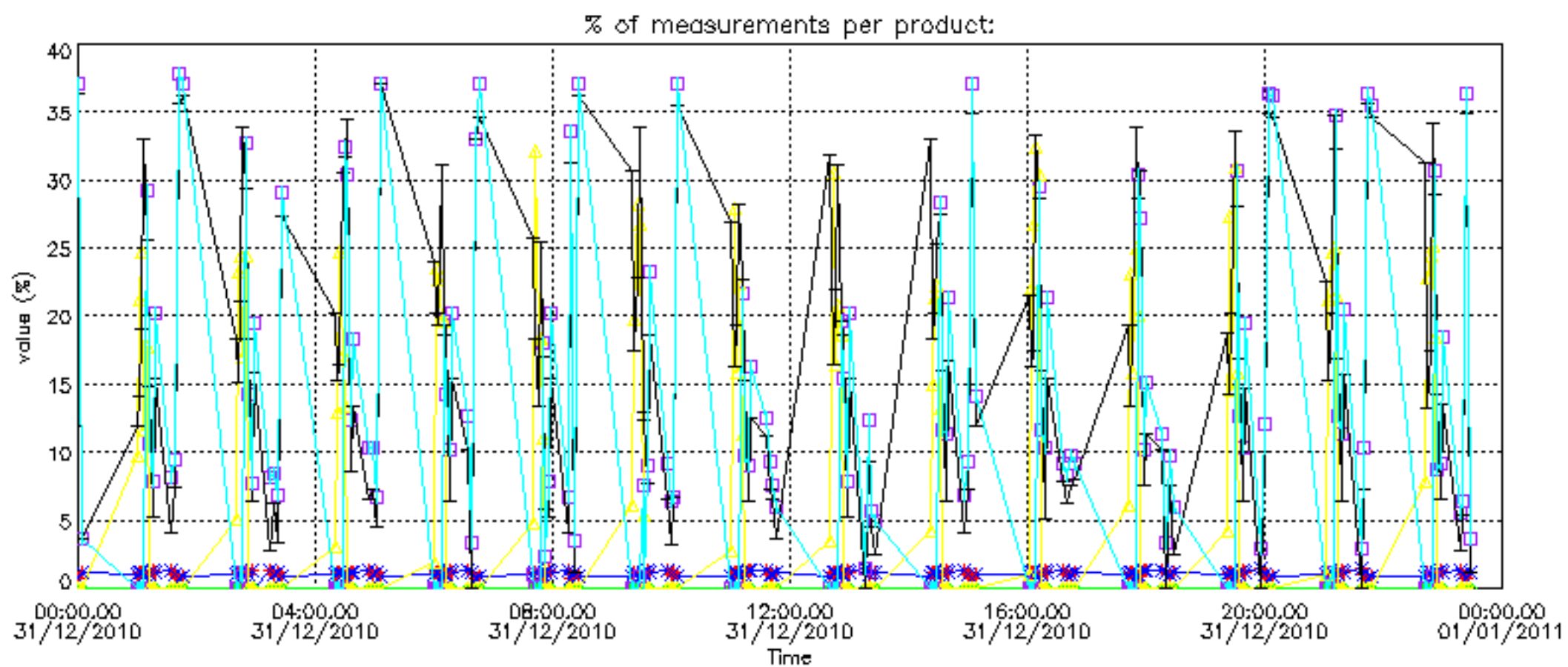
Percentage of flagged data per NO2 profile



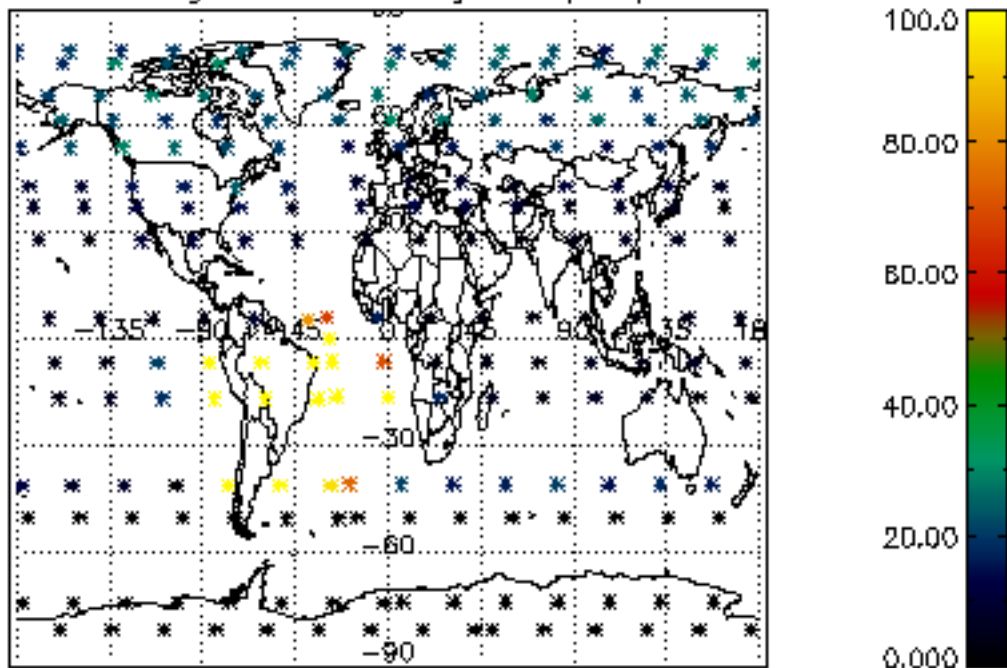
Percentage of flagged data per NO3 profile



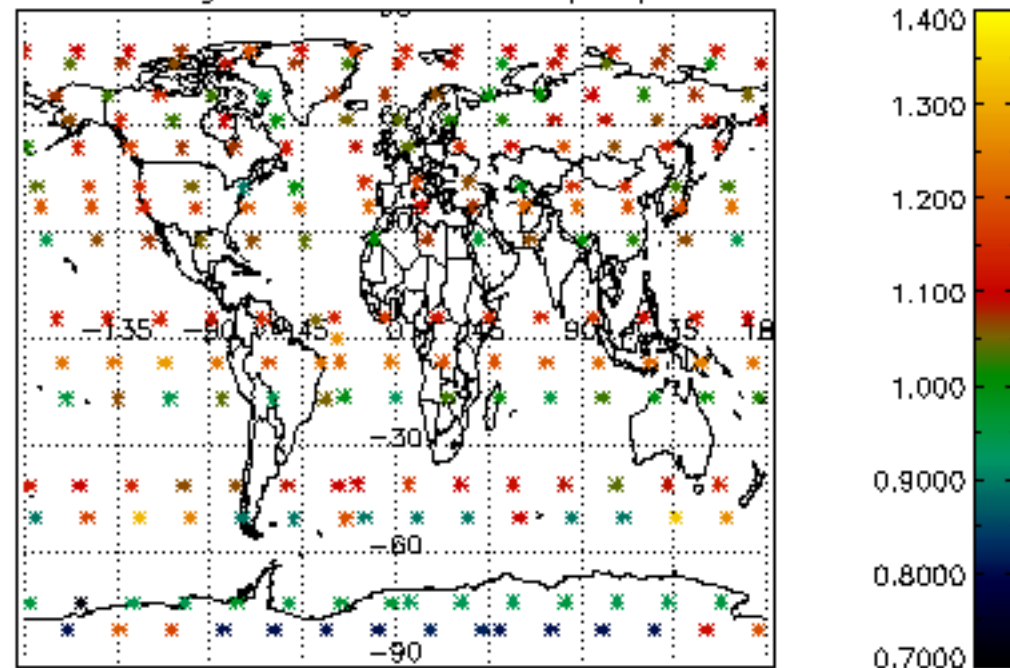




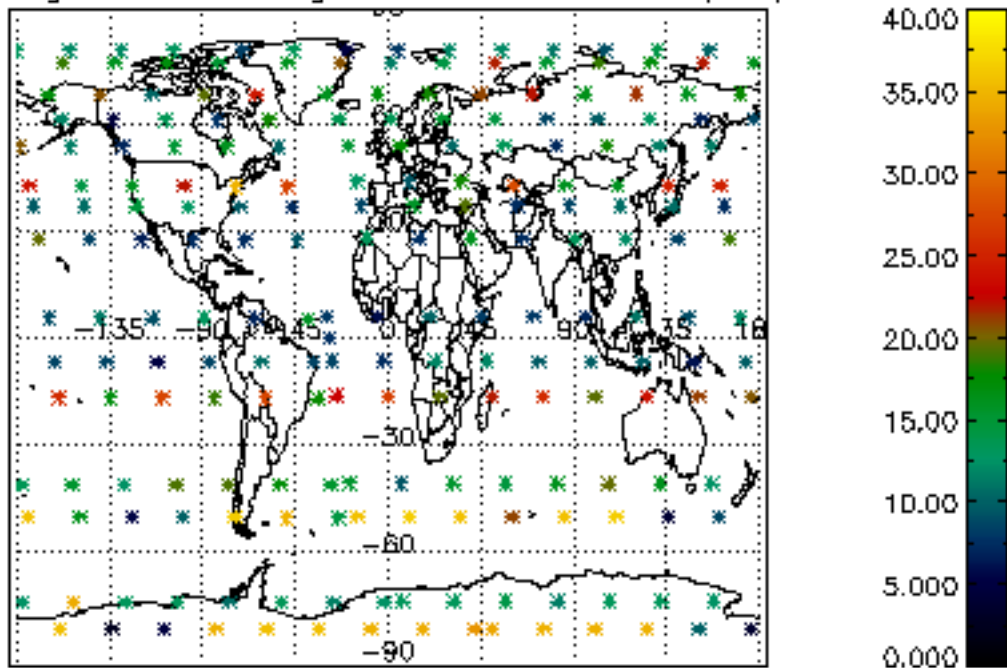
Percentage of cosmic ray hits per profile



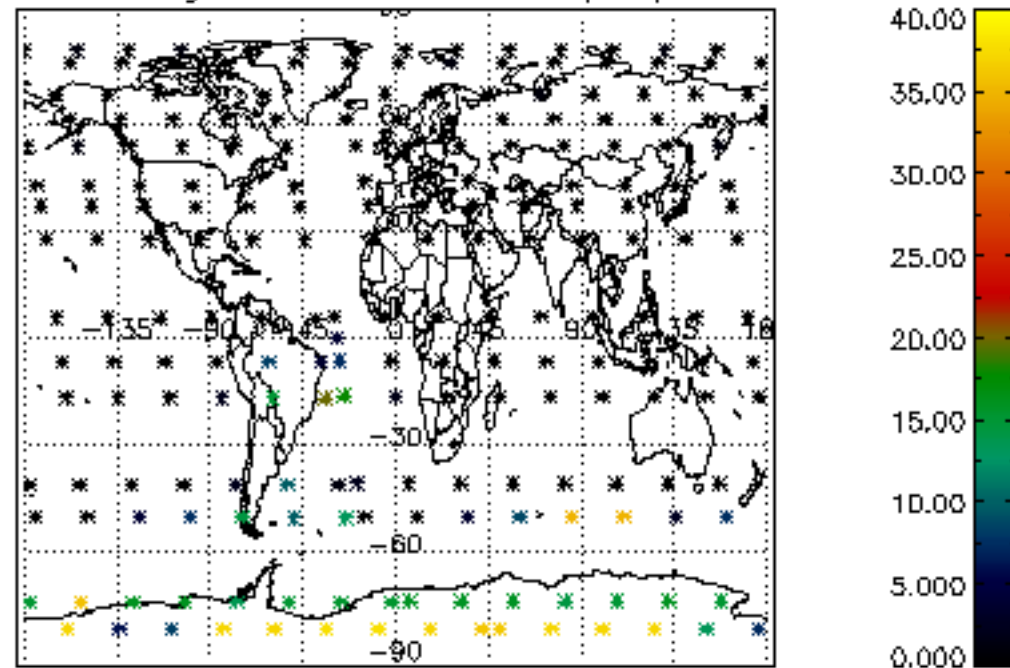
Percentage of datation errors per profile



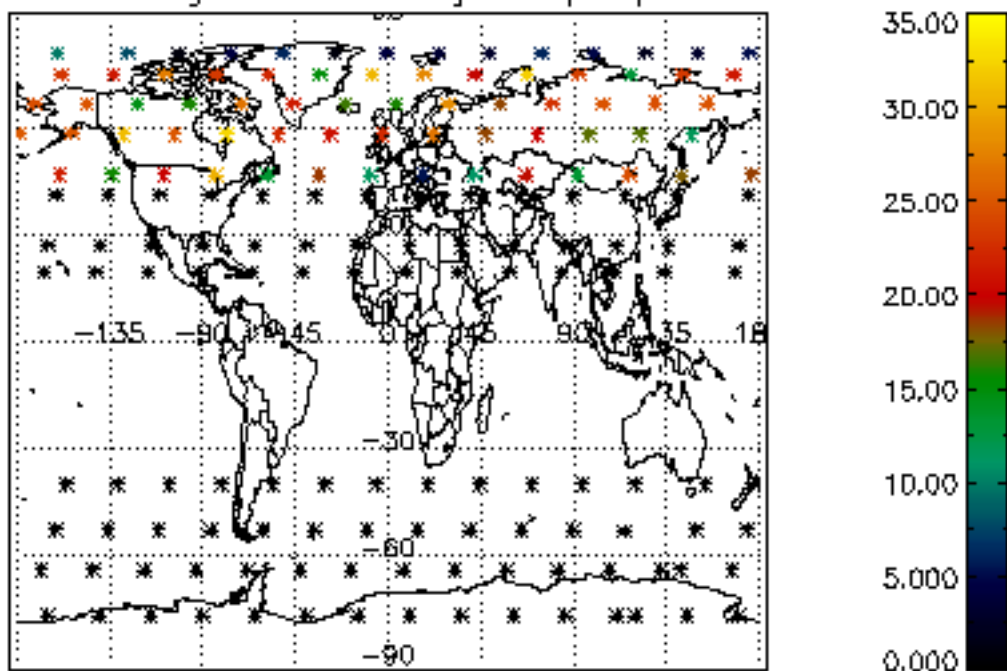
Percentage of star falling outside central band per profile



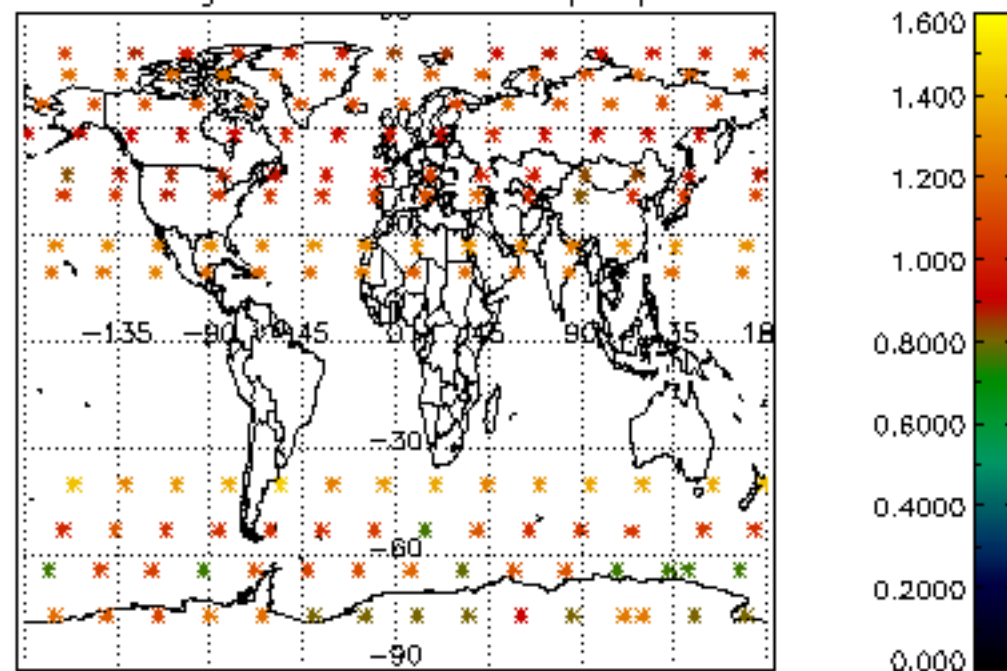
Percentage of saturation errors per profile



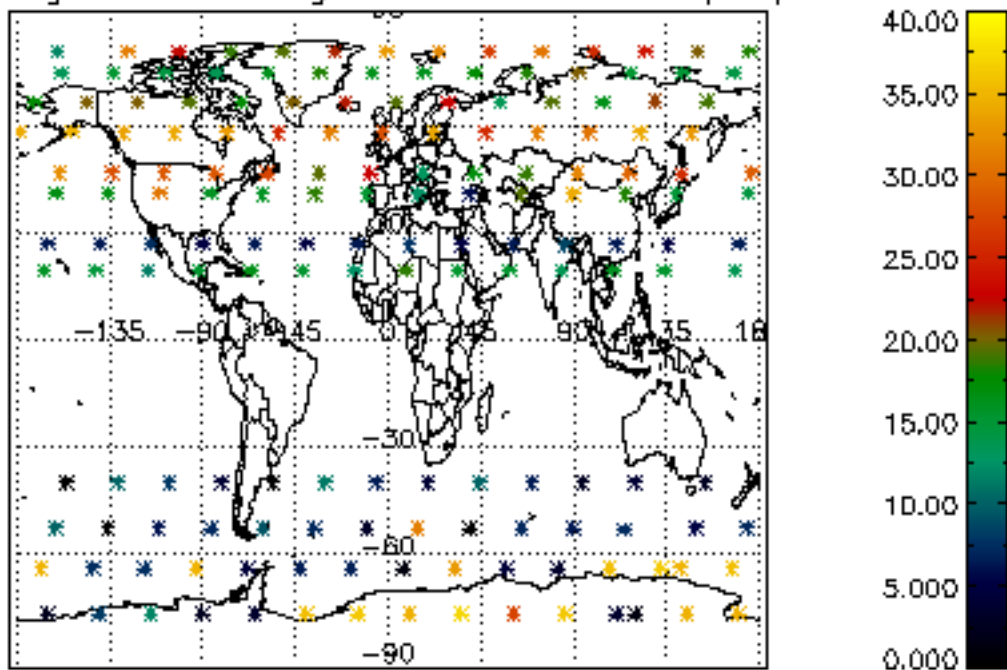
Percentage of cosmic ray hits per profile



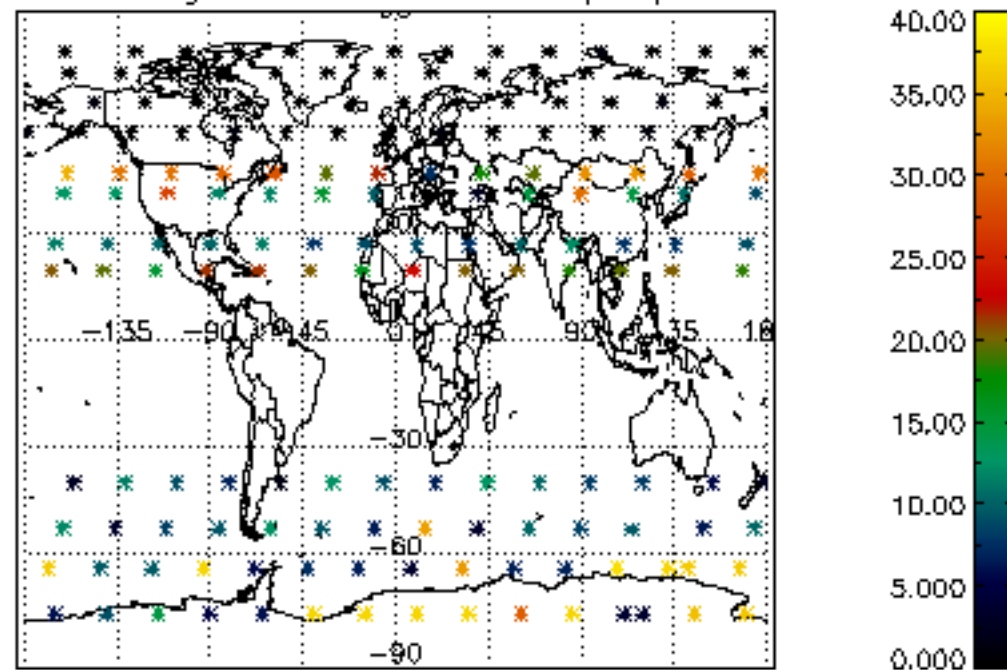
Percentage of datation errors per profile

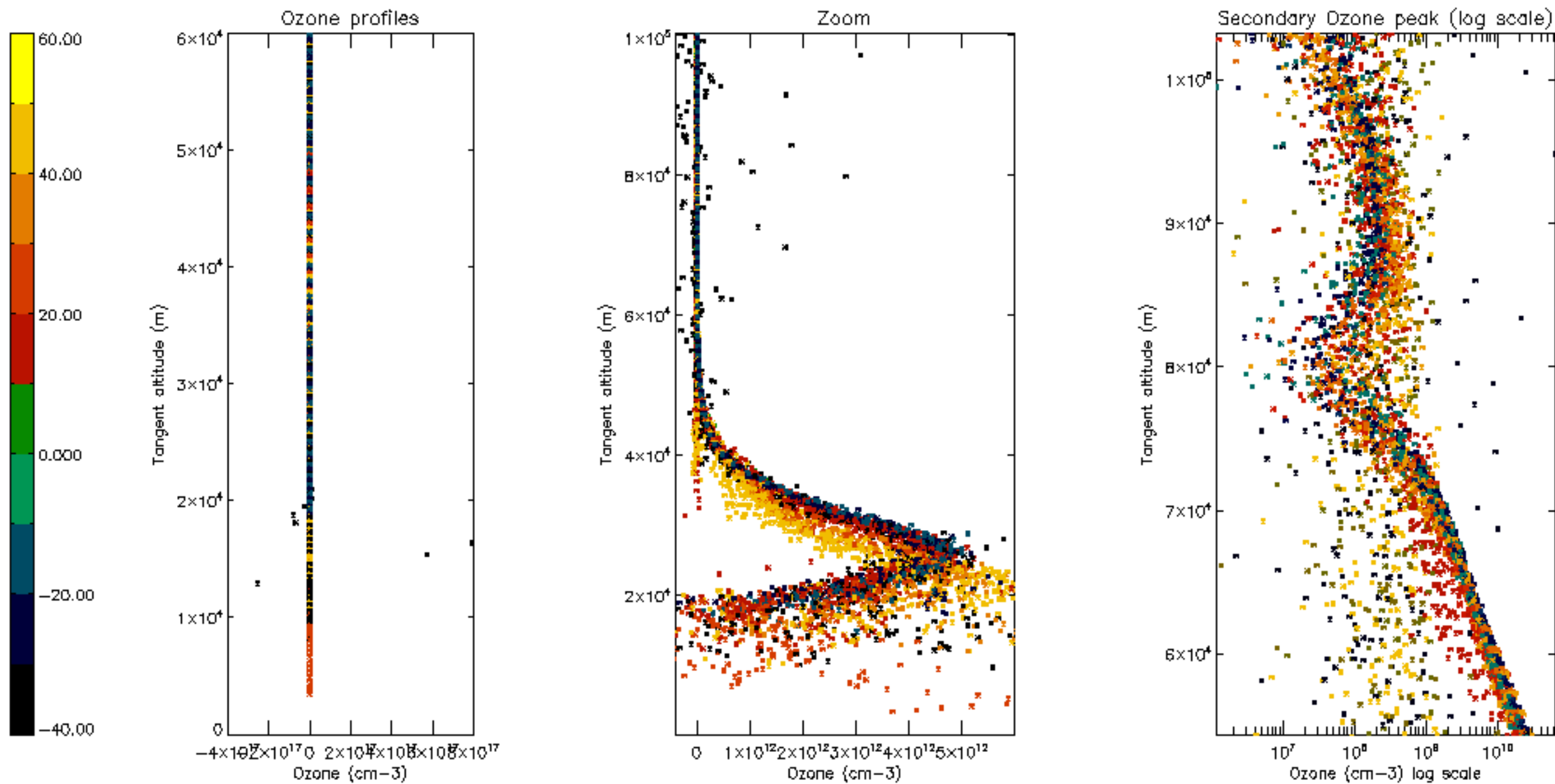


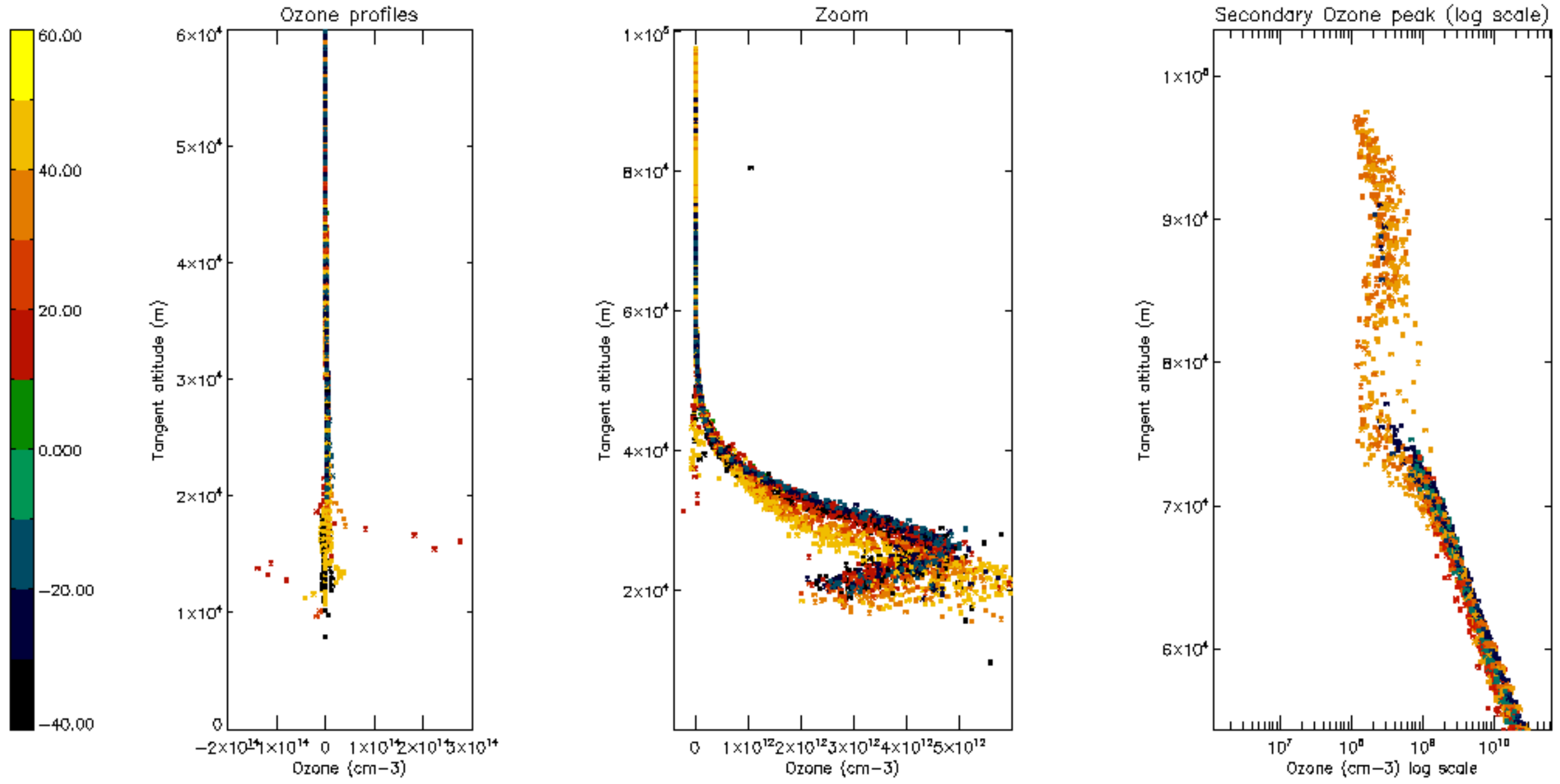
Percentage of star falling outside central band per profile

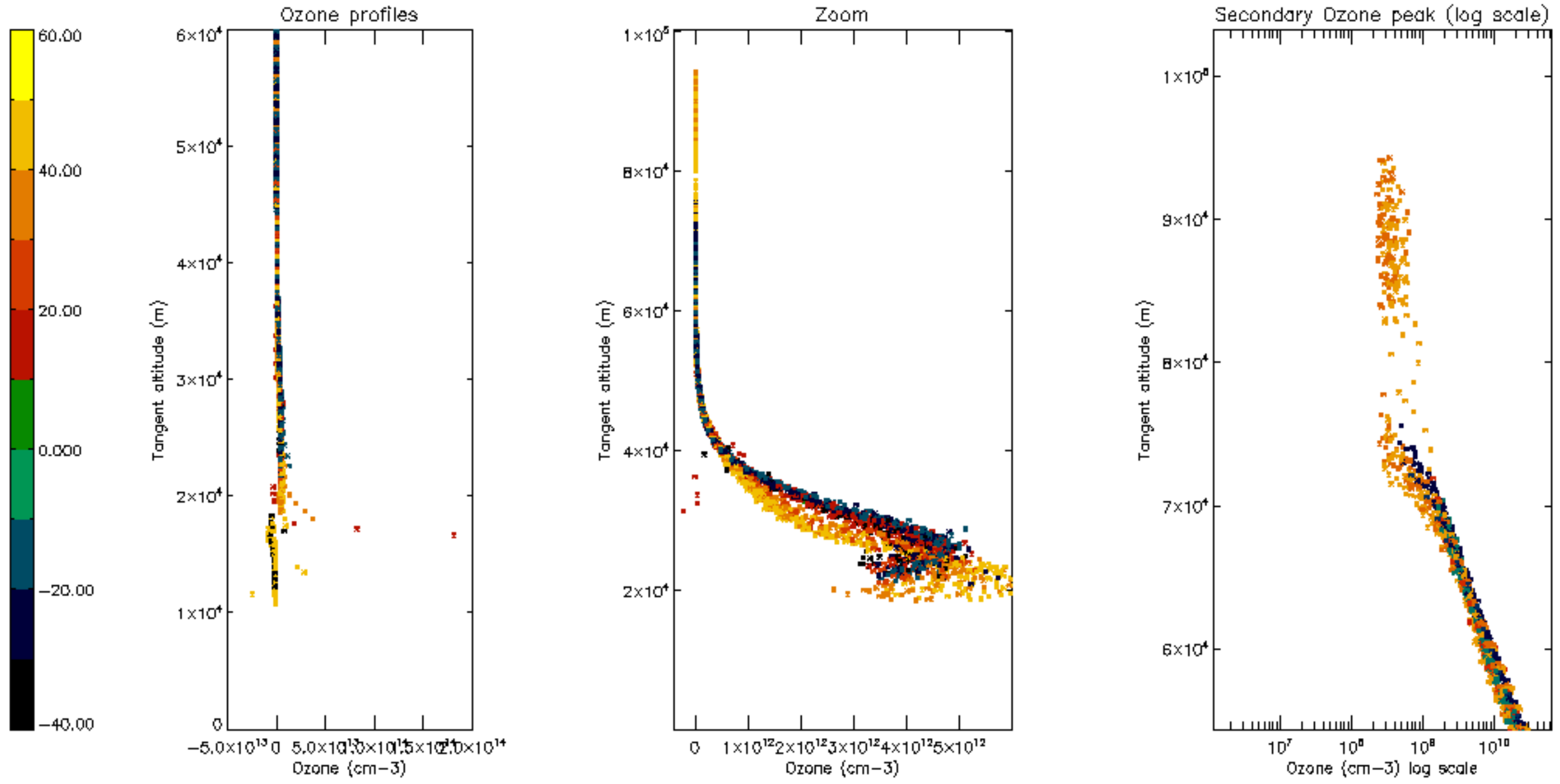


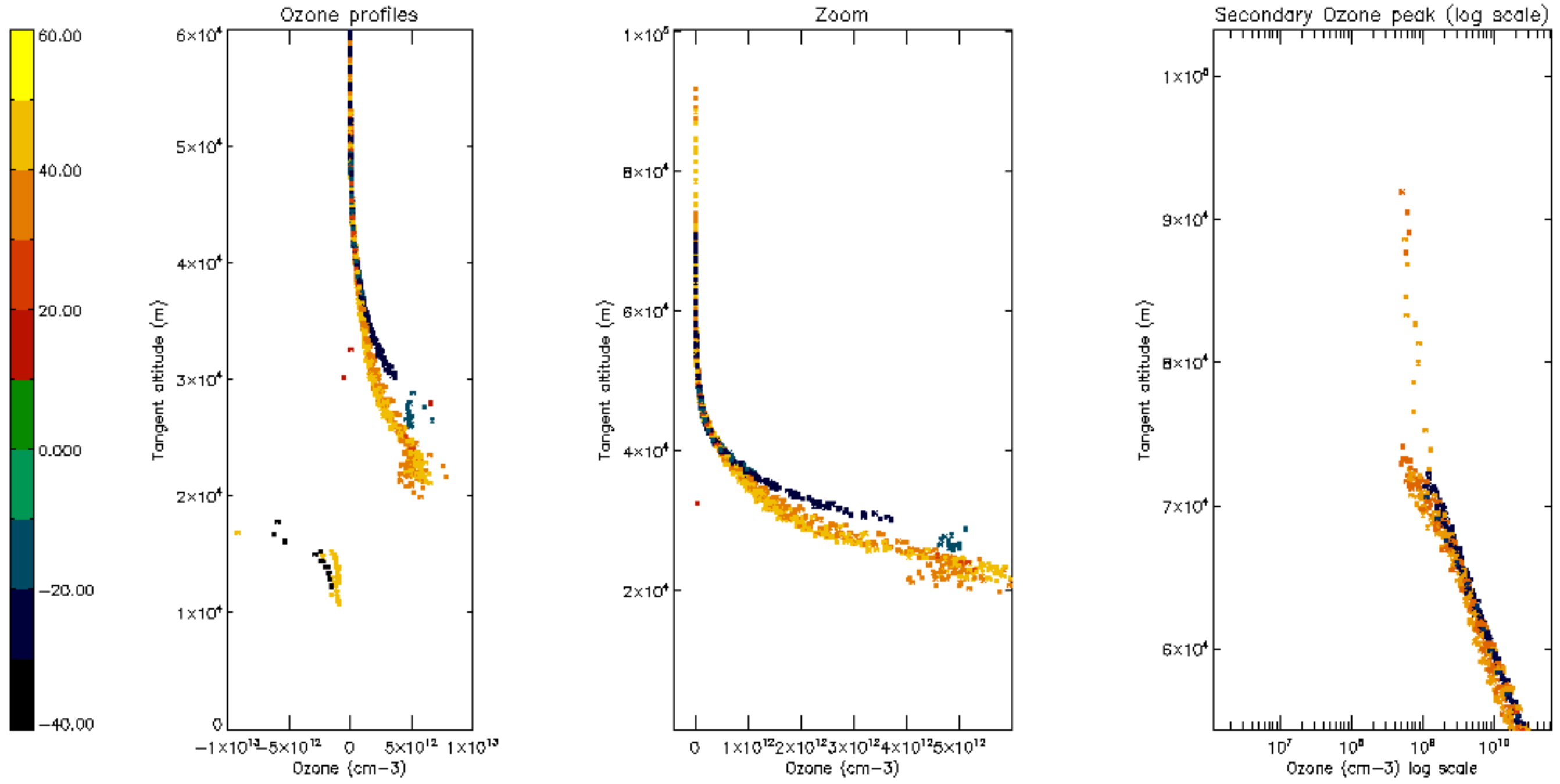
Percentage of saturation errors per profile

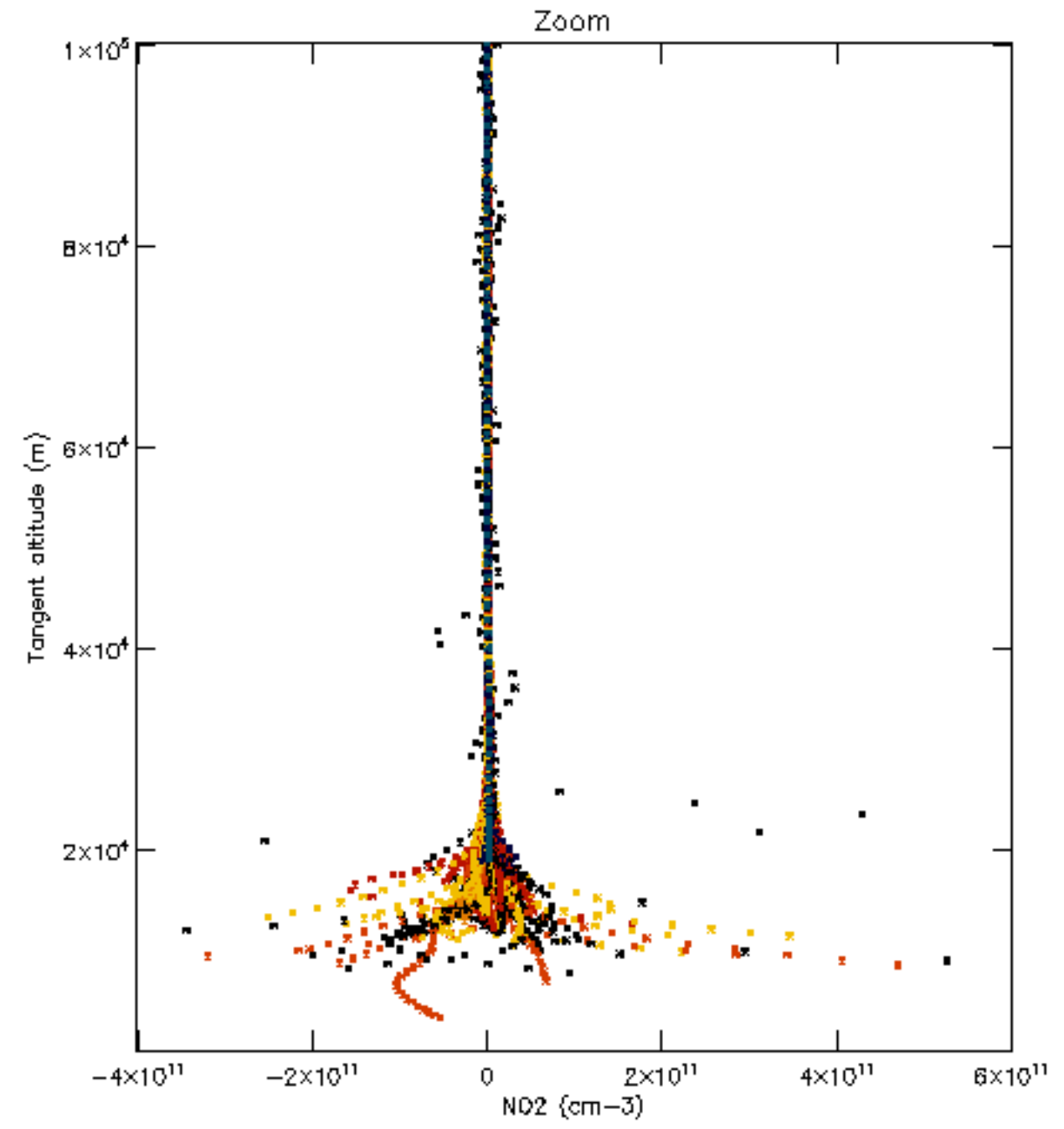
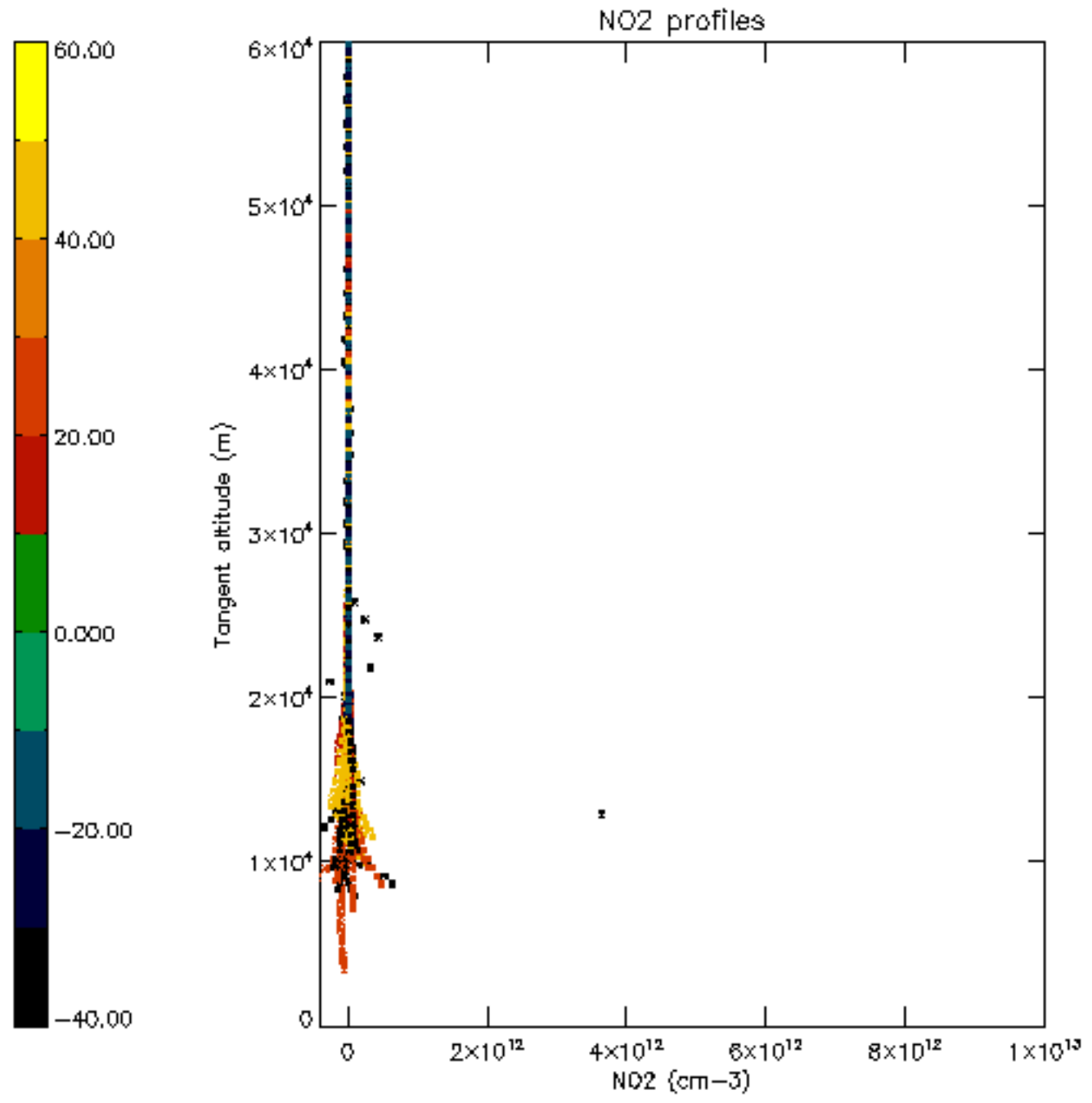


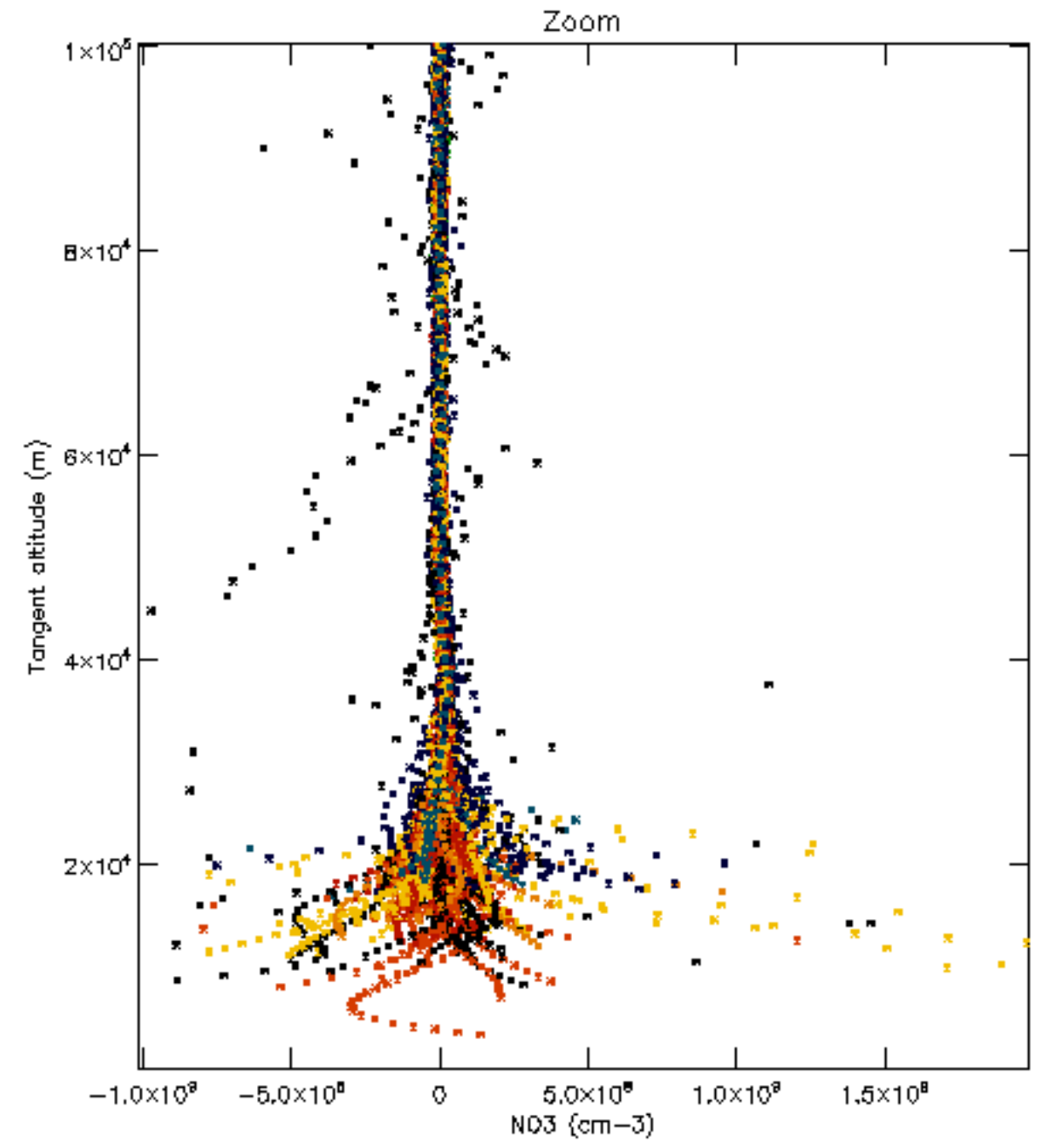
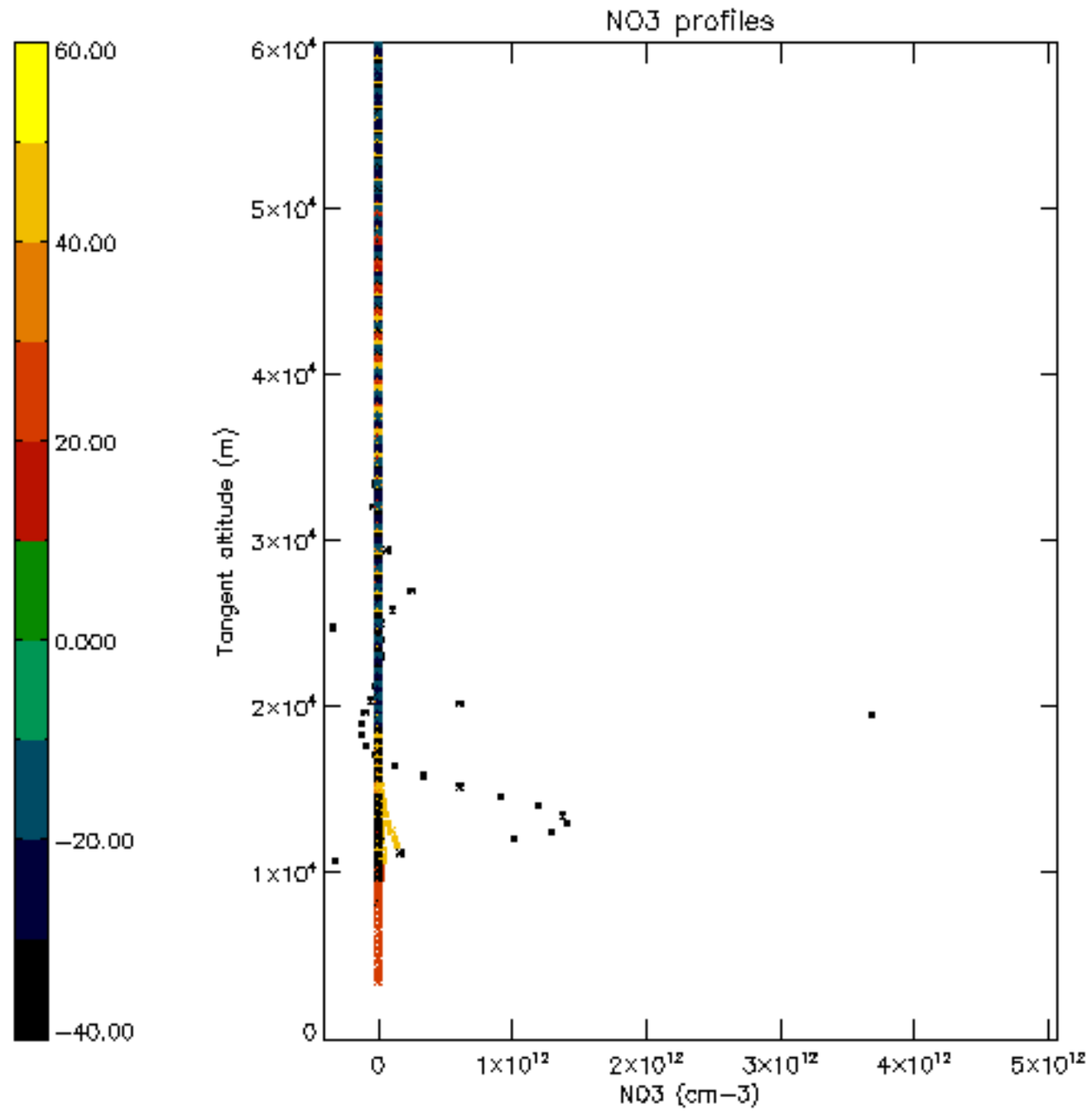


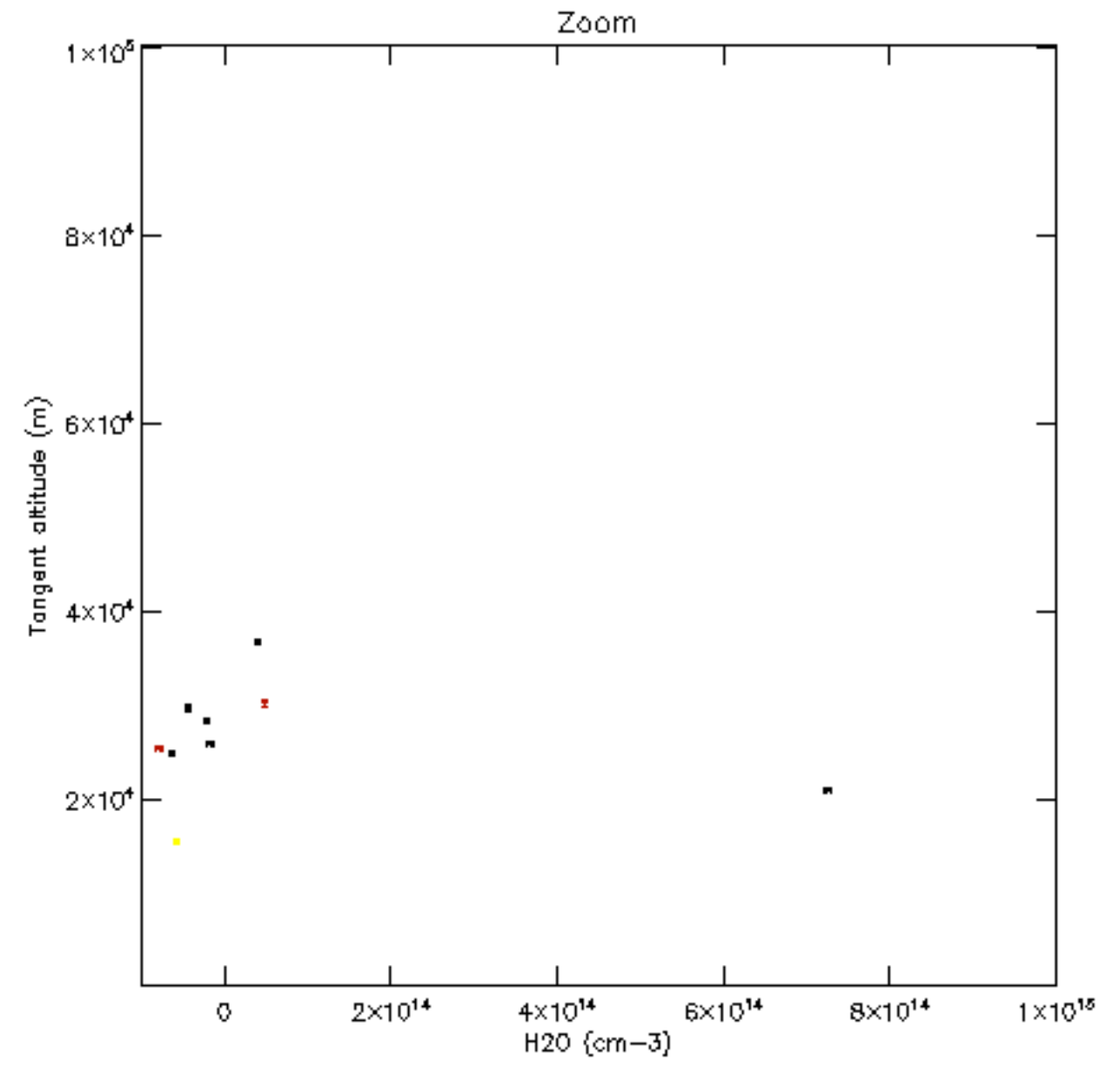
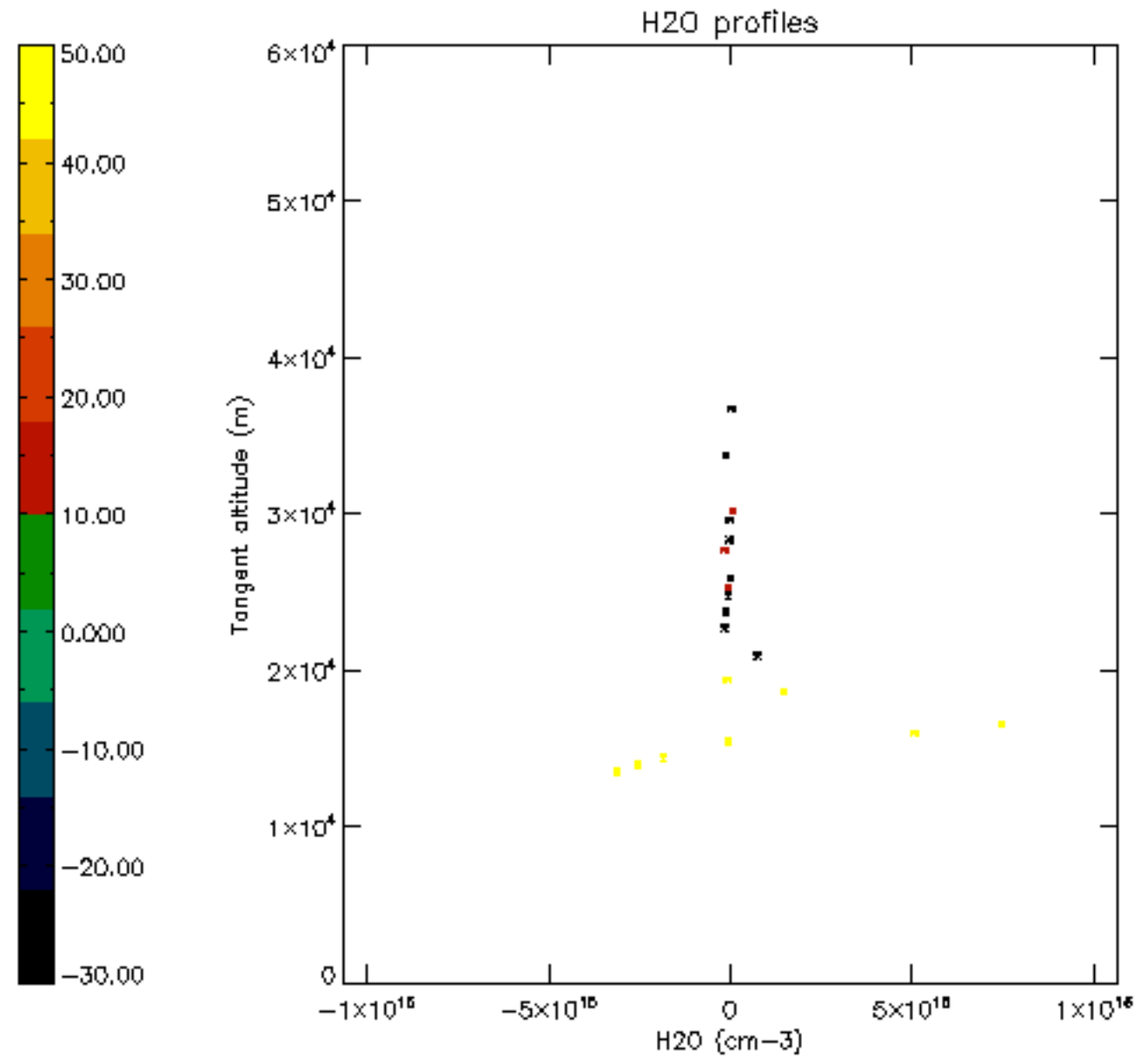


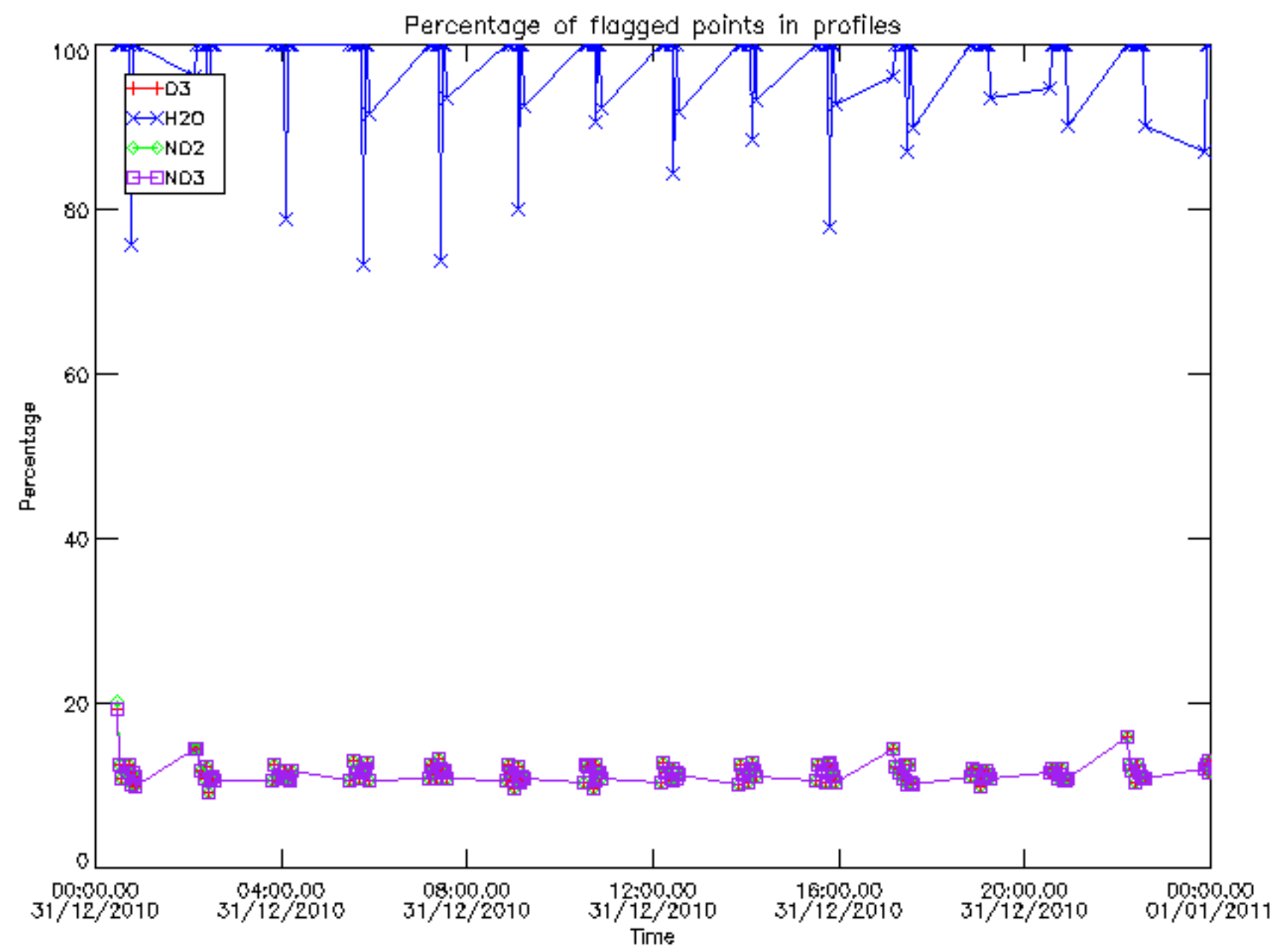




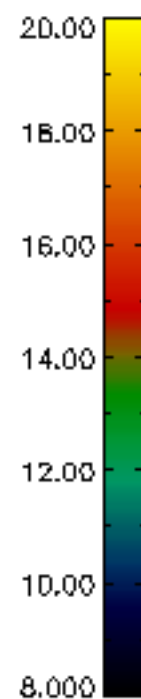
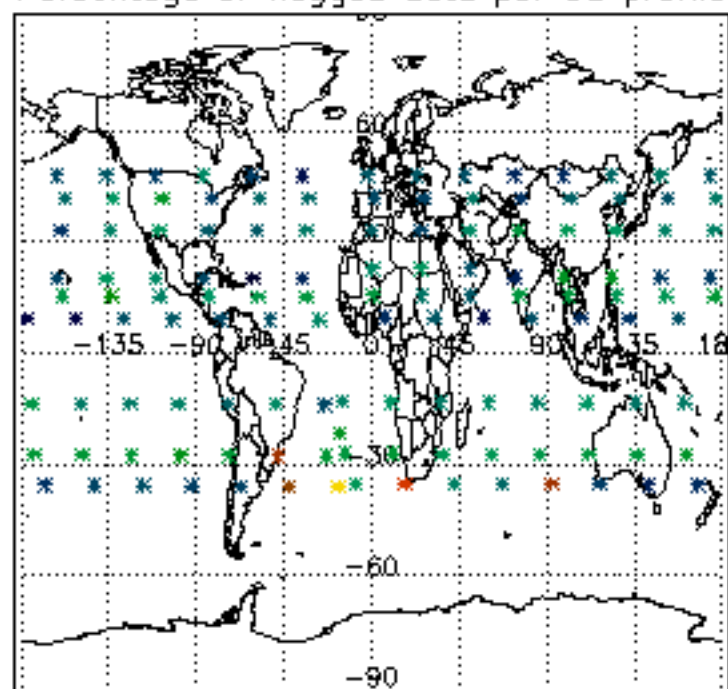




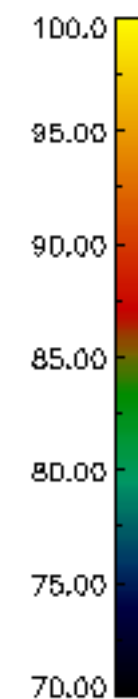
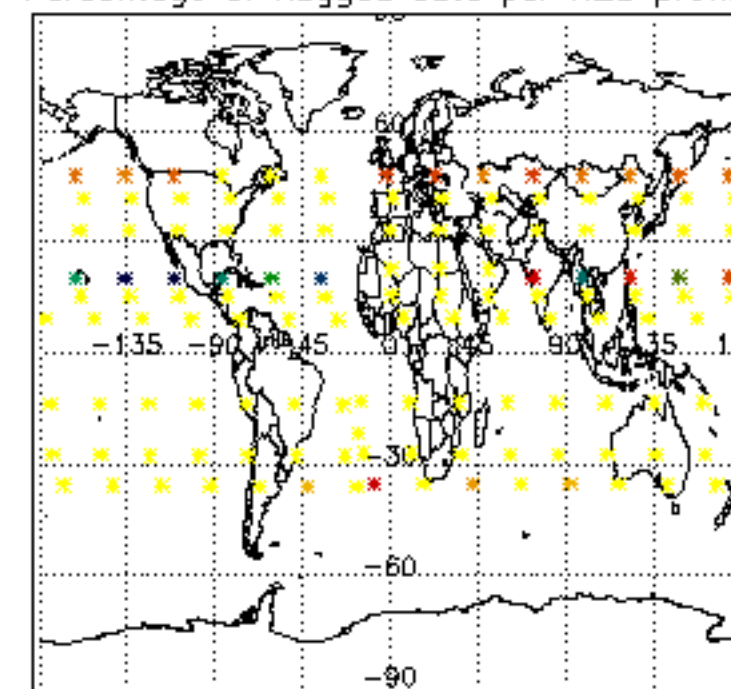




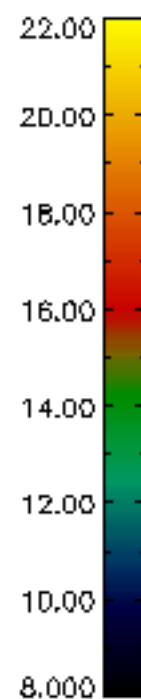
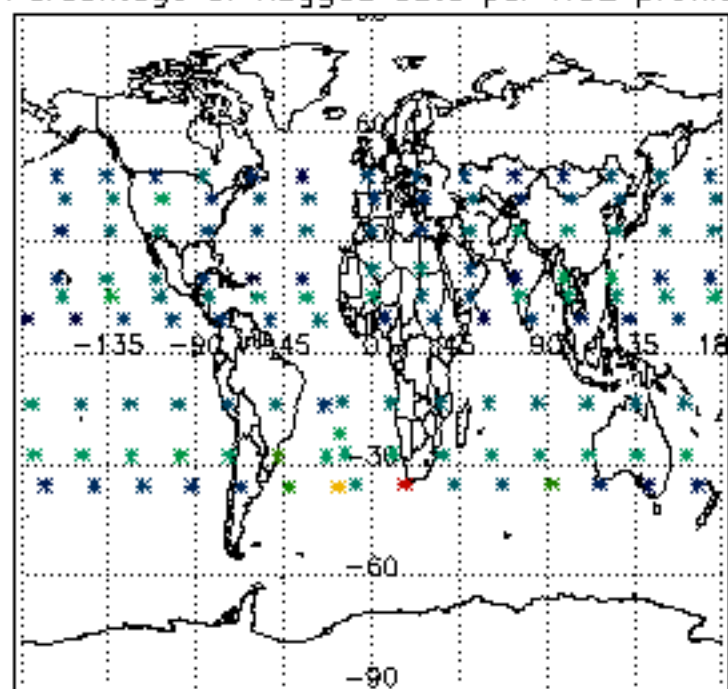
Percentage of flagged data per D3 profile



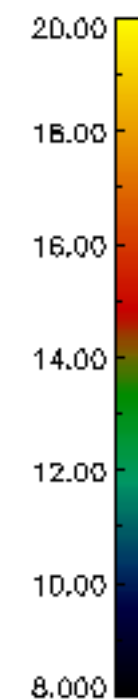
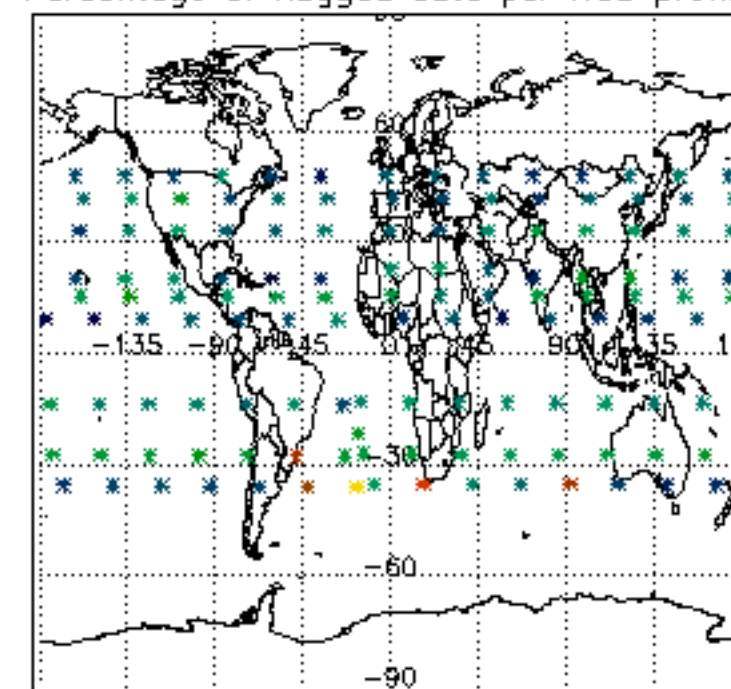
Percentage of flagged data per H2O profile

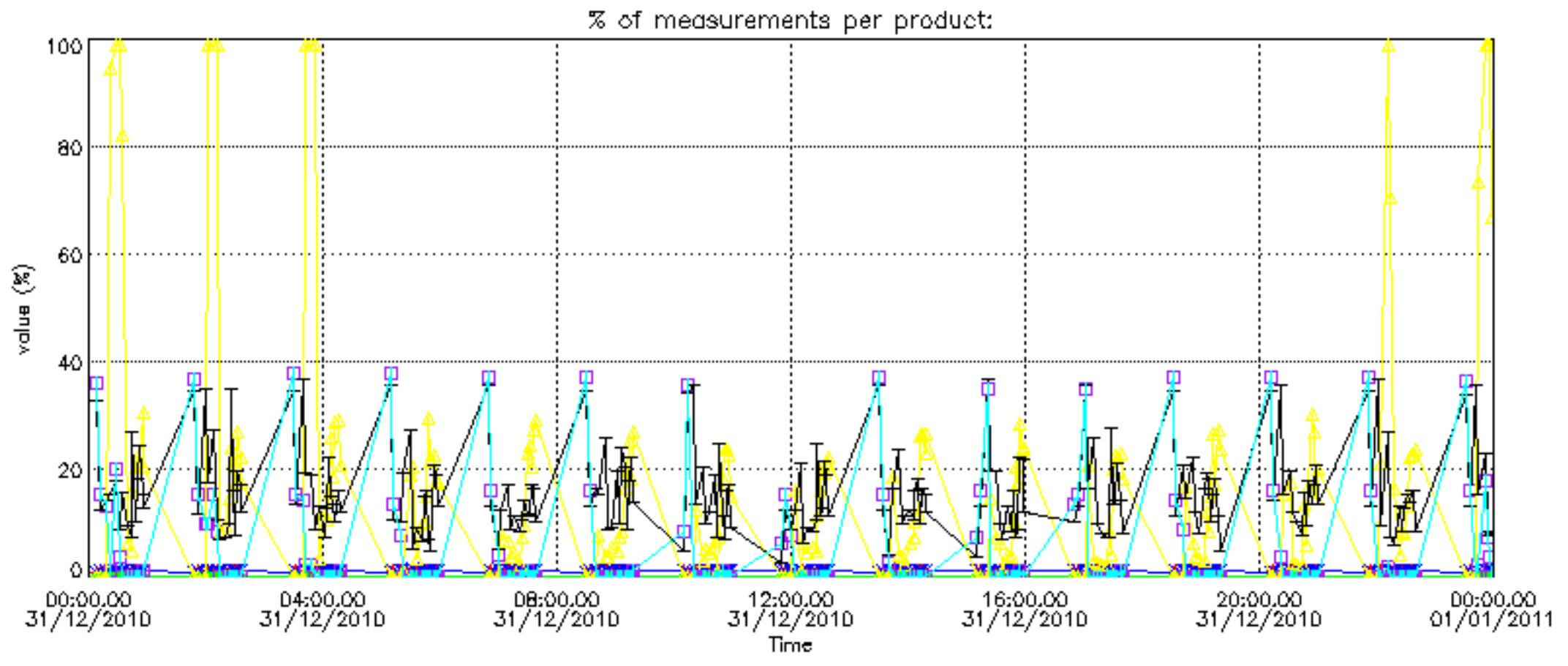


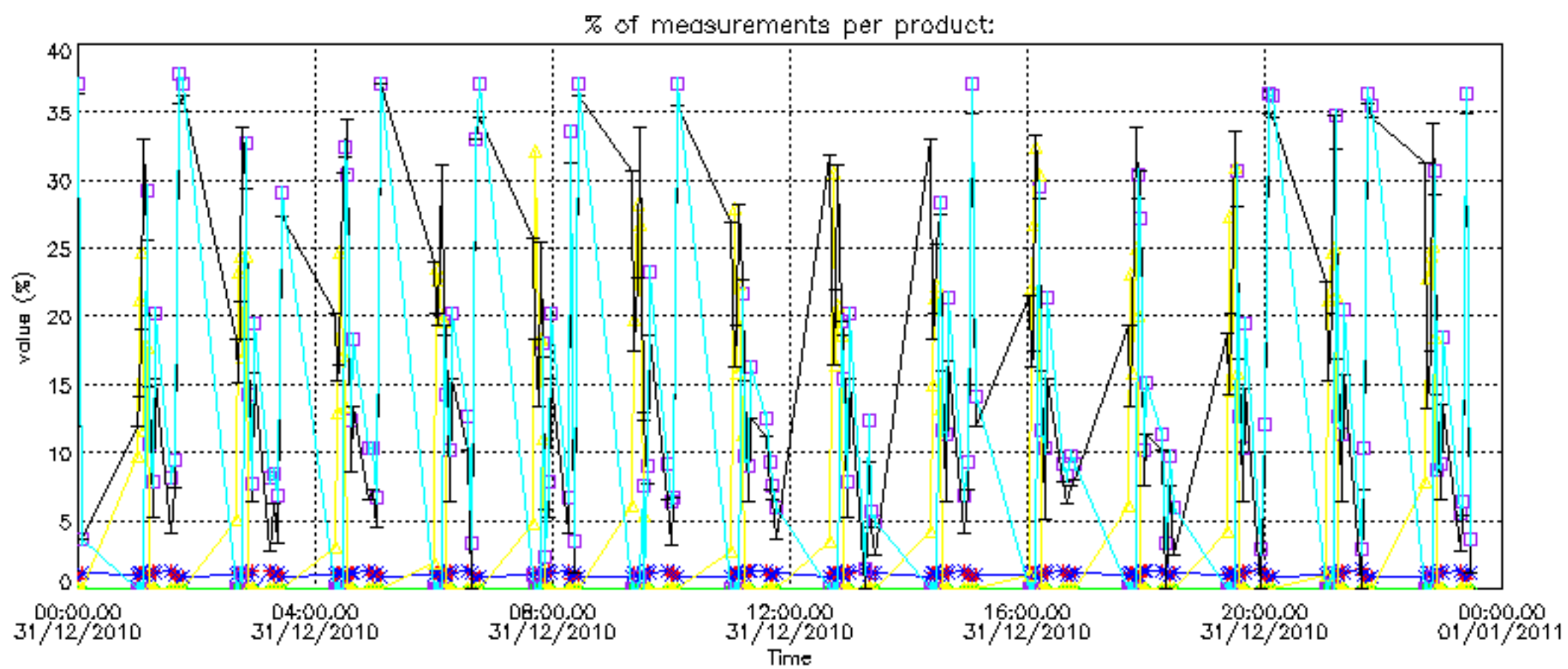
Percentage of flagged data per NO2 profile



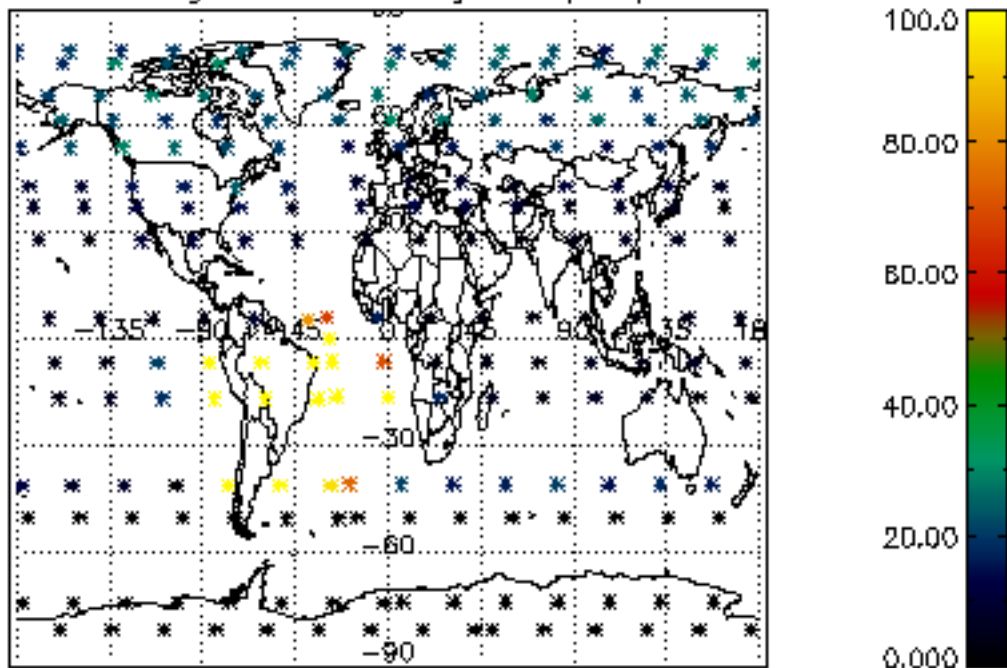
Percentage of flagged data per NO3 profile



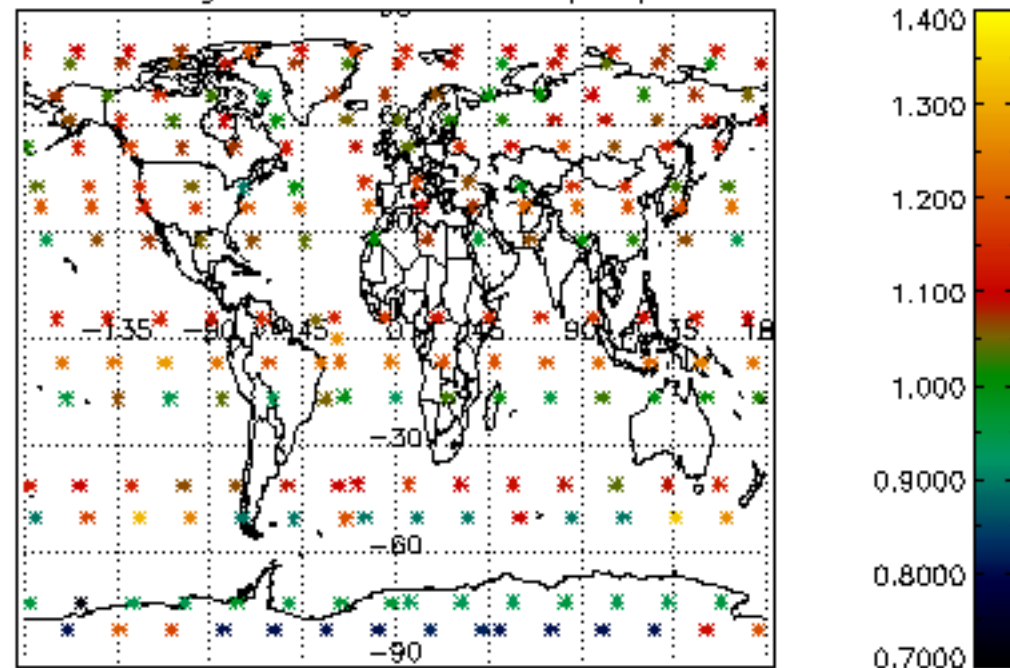




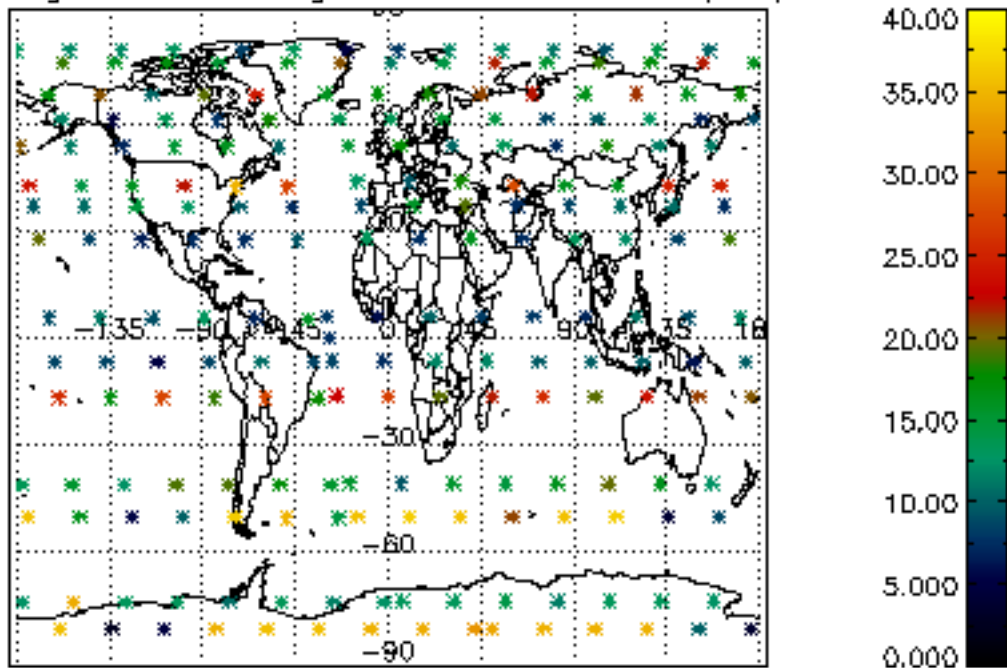
Percentage of cosmic ray hits per profile



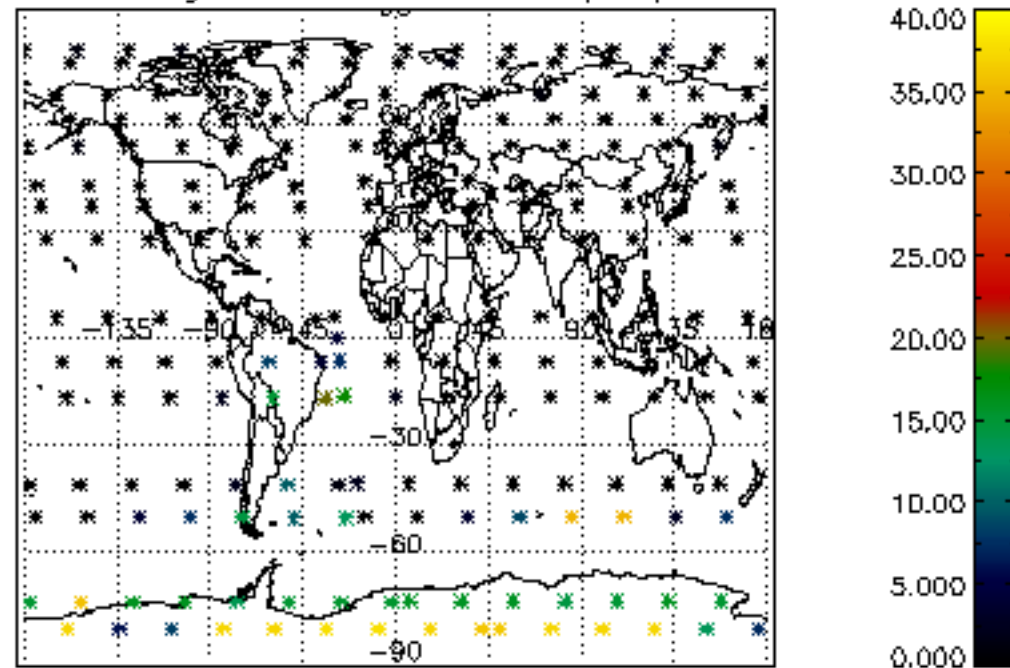
Percentage of datation errors per profile



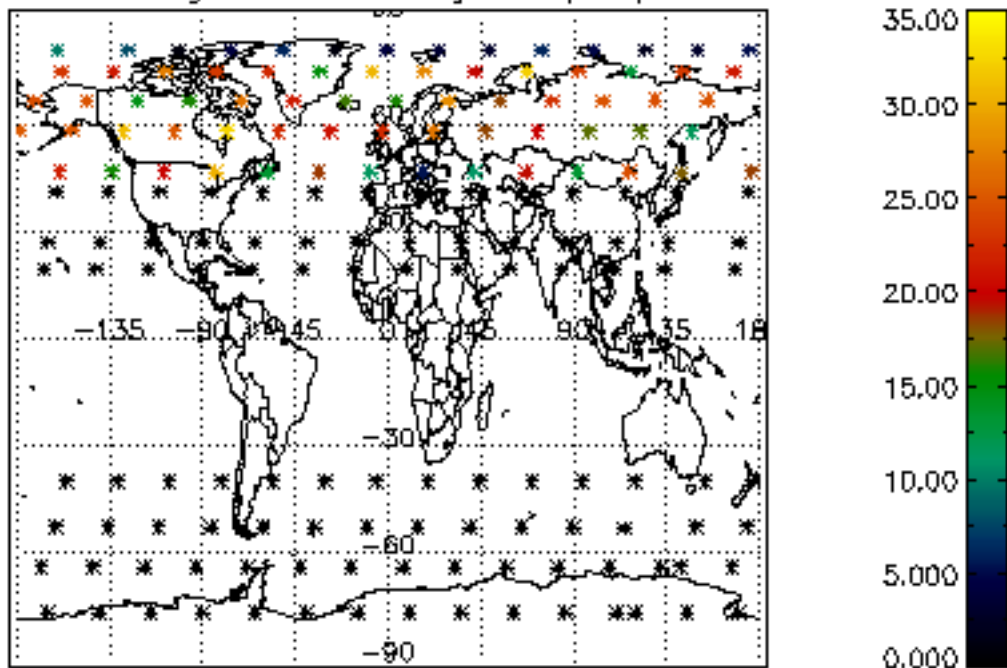
Percentage of star falling outside central band per profile



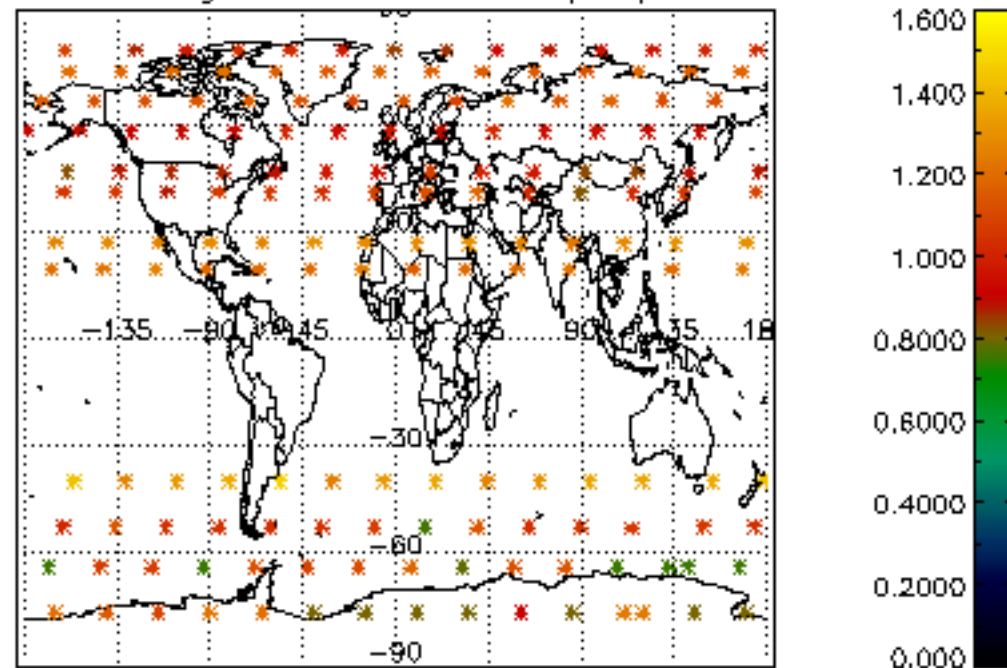
Percentage of saturation errors per profile



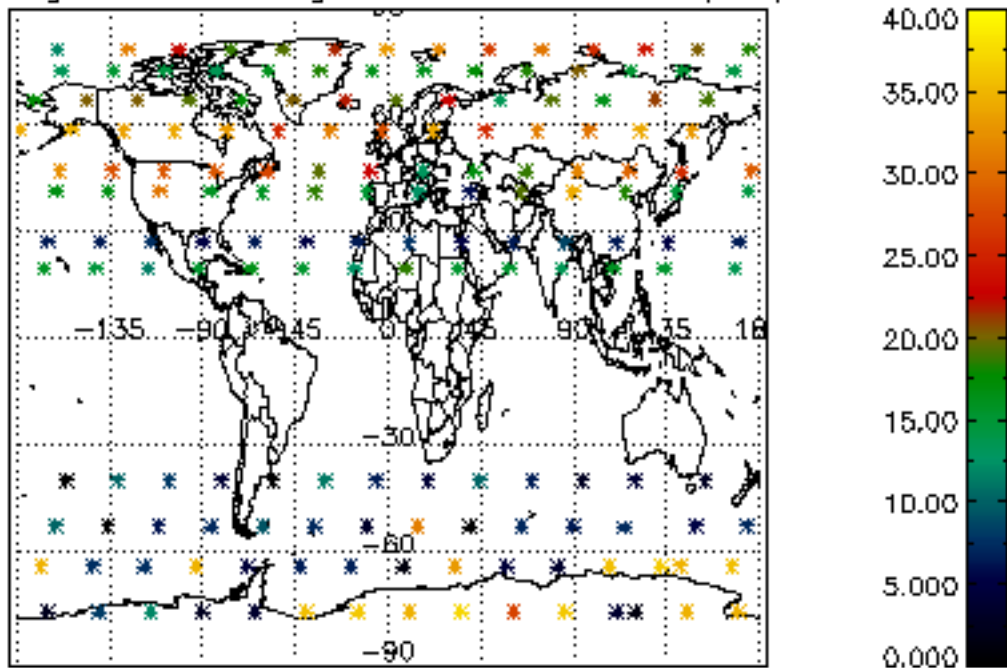
Percentage of cosmic ray hits per profile



Percentage of datation errors per profile



Percentage of star falling outside central band per profile



Percentage of saturation errors per profile

