

# GOMOS Level 2 Daily Report

## SUMMARY

### [1. General Info](#)

### [2. Summary of processed GOM\\_NL\\_2P products](#)

### [3. Level 2 Quality information per product](#)

#### [3.1 Plot of level 2 quality information per product \(time dependant\)](#)

#### [3.2 Plot of level 2 quality information per product \(world map\)](#)

### [4. Level 1 Quality information per product \(stored on level 2 products\)](#)

#### [4.1 Plot of level 1 quality information per product \(time dependant\)](#)

##### [4.1.1 Plot of level 1 quality information per product \(time dependant\): ASCENDING](#)

##### [4.1.2 Plot of level 1 quality information per product \(time dependant\): DESCENDING](#)

#### [4.2 Plot of level 1 quality information per product \(world map\)](#)

##### [4.2.1 Plot of level 1 quality information per product \(world map\): ASCENDING](#)

##### [4.2.2 Plot of level 1 quality information per product \(world map\): DESCENDING](#)

### [5. Ozone profiles based on quality statistics and other trace gas profiles](#)

#### [5.1 Ozone statistics based on quality of products](#)

#### [5.2 Plot ozone profiles for all STD \(dark without errors\)](#)

#### [5.3 Plot ozone profiles where STD < 20% \(dark without errors\)](#)

#### [5.4. Plot ozone profiles where STD < 10% \(dark without errors\)](#)

#### [5.5. Plot ozone profiles where STD < 5% \(dark without errors\)](#)

#### [5.6 Plot NO2 profiles for all STD \(dark without errors\)](#)

#### [5.7 Plot NO3 profiles for all STD \(dark without errors\)](#)

#### [5.8 Plot H2O profiles \(only for occultations of stars 1,2,3,4,13,14,16,26,63 dark without errors\) for all STD](#)

### [6. Auxiliary Data Files used for the production reported in section 2](#)

This report presents the daily analysis on parameters extracted from GOMOS level 2 data (GOM\_NL\_\_2P). It is intended to monitor some important parameters that will impact the quality of these products. A list of level 2 products (and content) that have arrived during the reporting day to the PCF is also given.

Item	Value
Time of report generation	29APR2013 17:28:40
Data source version	GOMOS/6.01
Start time of products	19-12-2010 (19DEC2010 00:00:00)
Stop time of products	20-12-2010 (20DEC2010 00:00:00)
Store outputs in DB	Yes
Nb of level 2 prods	334
Nb of prods with errors	1

## 2. Summary of processed GOM\_NL\_\_2P products.

Nr	Filename	UTC Start time	Limb	Duration	Star Id	Star Name	Star Mag	Star Temp	Nb Meas	Orbit	Prod. error
1	GOM_NL__2PRFIN20101219_000136_000000503097_00318_46022_6292.N1	19-DEC-2010 00:01:36	Straylight	49.500	7	19Bet Ori	0.10000	14000.	99	46022	No
2	GOM_NL__2PRFIN20101219_000345_000000493097_00318_46022_6293.N1	19-DEC-2010 00:03:45	Straylight	48.500	30	46Eps Ori	1.6940	30000.	97	46022	No
3	GOM_NL__2PRFIN20101219_000644_000000643097_00318_46022_6294.N1	19-DEC-2010 00:06:44	Twilight_stray	64.000	14	58Alp Ori	0.87000	3000.0	128	46022	No
4	GOM_NL__2PRFIN20101219_000851_000000483097_00318_46022_6295.N1	19-DEC-2010 00:08:51	Twilight_stray	48.000	13	87Alp Tau	0.86700	3800.0	96	46022	No
5	GOM_NL__2PRFIN20101219_001051_000000413097_00318_46022_6296.N1	19-DEC-2010 00:10:51	Bright	41.000	176	23Zet Tau	3.0200	22000.	82	46022	No
6	GOM_NL__2PRFIN20101219_001254_000000413097_00318_46022_6297.N1	19-DEC-2010 00:12:54	Bright	41.000	28	12Bet Tau	1.6500	15200.	82	46022	No
7	GOM_NL__2PRFIN20101219_001620_000000433097_00318_46022_6298.N1	19-DEC-2010 00:16:20	Bright	42.500	107	37The Aur	2.6490	11000.	85	46022	No
8	GOM_NL__2PRFIN20101219_001748_000000453097_00318_46022_6299.N1	19-DEC-2010 00:17:48	Bright	45.000	6	13Alp Aur	0.080000	3400.0	90	46022	No
9	GOM_NL__2PRFIN20101219_003400_000000343097_00318_46022_6300.N1	19-DEC-2010 00:34:00	Bright	33.500	60	7Bet UMi	2.0810	3950.0	67	46022	No
10	GOM_NL__2PRFIN20101219_003827_000000603097_00318_46022_6301.N1	19-DEC-2010 00:38:27	Bright	59.500	32	77Eps UMa	1.7630	11000.	119	46022	No
11	GOM_NL__2PRFIN20101219_004109_000000413097_00318_46022_6302.N1	19-DEC-2010 00:41:09	Bright	41.000	39	85Eta UMa	1.8540	24000.	82	46022	No
12	GOM_NL__2PRFIN20101219_004436_000000563097_00318_46022_6303.N1	19-DEC-2010 00:44:36	Bright	56.000	180	27Gam Boo	3.0400	8000.0	112	46022	No
13	GOM_NL__2PRFIN20101219_004752_000000553097_00318_46022_6304.N1	19-DEC-2010 00:47:52	Bright	55.000	83		2.3780	11000.	110	46022	No
14	GOM_NL__2PRFIN20101219_005117_000000453097_00318_46022_6305.N1	19-DEC-2010 00:51:17	Bright	45.000	111	8Eta Boo	2.6800	6000.0	90	46022	No
15	GOM_NL__2PRFIN20101219_010130_000000533097_00318_46022_6306.N1	19-DEC-2010 01:01:30	Twilight_stray	53.000	15	67Alp Vir	0.97600	28000.	106	46022	No
16	GOM_NL__2PRFIN20101219_010501_000000503097_00318_46022_6307.N1	19-DEC-2010 01:05:01	Dark	50.000	169	46Gam Hya	2.9910	4700.0	100	46022	No
17	GOM_NL__2PRFIN20101219_010744_000000593097_00318_46022_6308.N1	19-DEC-2010 01:07:44	Dark	59.000	106	9Bet Crv	2.6480	5600.0	118	46022	No
18	GOM_NL__2PRFIN20101219_011213_000000423097_00318_46022_6309.N1	19-DEC-2010 01:12:13	Dark	41.500	64	Gam Cen	2.2000	10600.	83	46022	No
19	GOM_NL__2PRFIN20101219_011354_000000423097_00319_46023_6294.N1	19-DEC-2010 01:13:54	Dark	41.500	99	Del Cen	2.5750	26000.	83	46023	No
20	GOM_NL__2PRFIN20101219_011751_000000473097_00319_46023_6295.N1	19-DEC-2010 01:17:51	Dark	46.500	113	Mu Vel	2.6920	5000.0	93	46023	No
21	GOM_NL__2PRFIN20101219_012126_000000433097_00319_46023_6296.N1	19-DEC-2010 01:21:26	Dark	42.500	71	Iot Car	2.2460	7700.0	85	46023	No
22	GOM_NL__2PRFIN20101219_012608_000000463097_00319_46023_6297.N1	19-DEC-2010 01:26:08	Dark	45.500	34	Gam2Vel	1.7930	23000.	91	46023	No
23	GOM_NL__2PRFIN20101219_012816_000000533097_00319_46023_6298.N1	19-DEC-2010 01:28:16	Dark	52.500	70	Zet Pup	2.2460	39000.	105	46023	No
24	GOM_NL__2PRFIN20101219_013051_000000533097_00319_46023_6299.N1	19-DEC-2010 01:30:51	Dark	53.000	117	Pi Pup	2.7060	3800.0	106	46023	No
25	GOM_NL__2PRFIN20101219_013400_000000553097_00319_46023_6300.N1	19-DEC-2010 01:34:00	Straylight	55.000	23	21Eps CMa	1.5020	26000.	110	46023	No
26	GOM_NL__2PRFIN20101219_013543_000000503097_00319_46023_6301.N1	19-DEC-2010 01:35:43	Straylight	50.000	179	24Omi2CMa	3.0320	24000.	100	46023	No
27	GOM_NL__2PRFIN20101219_013837_000000603097_00319_46023_6302.N1	19-DEC-2010 01:38:37	Straylight	60.000	1	9Alp CMa	-1.4400	11000.	120	46023	No
28	GOM_NL__2PRFIN20101219_014150_000000493097_00319_46023_6303.N1	19-DEC-2010 01:41:50	Straylight	49.000	7	19Bet Ori	0.10000	14000.	98	46023	No
29	GOM_NL__2PRFIN20101219_014359_000000513097_00319_46023_6304.N1	19-DEC-2010 01:43:59	Straylight	50.500	30	46Eps Ori	1.6940	30000.	101	46023	No
30	GOM_NL__2PRFIN20101219_014657_000000573097_00319_46023_6305.N1	19-DEC-2010 01:46:57	Twilight_stray	56.500	14	58Alp Ori	0.87000	3000.0	113	46023	No
31	GOM_NL__2PRFIN20101219_014905_000000533097_00319_46023_6306.N1	19-DEC-2010 01:49:05	Twilight_stray	52.500	13	87Alp Tau	0.86700	3800.0	105	46023	No
32	GOM_NL__2PRFIN20101219_015104_000000443097_00319_46023_6307.N1	19-DEC-2010 01:51:04	Bright	44.000	176	23Zet Tau	3.0200	22000.	88	46023	No
33	GOM_NL__2PRFIN20101219_015308_000000433097_00319_46023_6308.N1	19-DEC-2010 01:53:08	Bright	43.000	28	12Bet Tau	1.6500	15200.	86	46023	No
34	GOM_NL__2PRFIN20101219_015633_000000433097_00319_46023_6309.N1	19-DEC-2010 01:56:33	Bright	42.500	107	37The Aur	2.6490	11000.	85	46023	No
35	GOM_NL__2PRFIN20101219_015801_000000453097_00319_46023_6310.N1	19-DEC-2010 01:58:01	Bright	45.000	6	13Alp Aur	0.080000	3400.0	90	46023	No
36	GOM_NL__2PRFIN20101219_021414_000000393097_00319_46023_6311.N1	19-DEC-2010 02:14:14	Bright	38.500	60	7Bet UMi	2.0810	3950.0	77	46023	No
37	GOM_NL__2PRFIN20101219_021841_000000453097_00319_46023_6312.N1	19-DEC-2010 02:18:41	Bright	45.000	32	77Eps UMa	1.7630	11000.	90	46023	No
38	GOM_NL__2PRFIN20101219_022123_000000593097_00319_46023_6313.N1	19-DEC-2010 02:21:23	Bright	59.000	39	85Eta UMa	1.8540	24000.	118	46023	No
39	GOM_NL__2PRFIN20101219_022450_000000373097_00319_46023_6314.N1	19-DEC-2010 02:24:50	Bright	36.500	180	27Gam Boo	3.0400	8000.0	73	46023	No
40	GOM_NL__2PRFIN20101219_022807_000000453097_00319_46023_6315.N1	19-DEC-2010 02:28:07	Bright	44.500	83		2.3780	11000.	89	46023	No
41	GOM_NL__2PRFIN20101219_023132_000000423097_00319_46023_6316.N1	19-DEC-2010 02:31:32	Bright	42.000	111	8Eta Boo	2.6800	6000.0	84	46023	No
42	GOM_NL__2PRFIN20101219_024145_000000553097_00319_46023_6317.N1	19-DEC-2010 02:41:45	Twilight_stray	54.500	15	67Alp Vir	0.97600	28000.	109	46023	No

43	GOM_NL__2PRFIN20101219_024515_000000473097_00319_46023_6318.N1	19-DEC-2010 02:45:15	Dark	47.000	169	46Gam Hya	2.9910	4700.0	94	46023	No
44	GOM_NL__2PRFIN20101219_024759_000000643097_00319_46023_6319.N1	19-DEC-2010 02:47:59	Dark	63.500	106	9Bet Crv	2.6480	5600.0	127	46023	No
45	GOM_NL__2PRFIN20101219_025228_000000423097_00319_46023_6320.N1	19-DEC-2010 02:52:28	Dark	41.500	64	Gam Cen	2.2000	10600.	83	46023	No
46	GOM_NL__2PRFIN20101219_025408_000000433097_00320_46024_6304.N1	19-DEC-2010 02:54:08	Dark	43.000	99	Del Cen	2.5750	26000.	86	46024	No
47	GOM_NL__2PRFIN20101219_025806_000000473097_00320_46024_6305.N1	19-DEC-2010 02:58:06	Dark	46.500	113	Mu Vel	2.6920	5000.0	93	46024	No
48	GOM_NL__2PRFIN20101219_030141_000000453097_00320_46024_6306.N1	19-DEC-2010 03:01:41	Dark	44.500	71	Iot Car	2.2460	7700.0	89	46024	No
49	GOM_NL__2PRFIN20101219_030623_000000503097_00320_46024_6307.N1	19-DEC-2010 03:06:23	Dark	49.500	34	Gam2Vel	1.7930	23000.	99	46024	No
50	GOM_NL__2PRFIN20101219_030831_000000523097_00320_46024_6308.N1	19-DEC-2010 03:08:31	Dark	52.000	70	Zet Pup	2.2460	39000.	104	46024	No
51	GOM_NL__2PRFIN20101219_031106_000000583097_00320_46024_6309.N1	19-DEC-2010 03:11:06	Dark	58.000	117	Pi Pup	2.7060	3800.0	116	46024	No
52	GOM_NL__2PRFIN20101219_031414_000000503097_00320_46024_6310.N1	19-DEC-2010 03:14:14	Straylight	49.500	23	21Eps CMa	1.5020	26000.	99	46024	No
53	GOM_NL__2PRFIN20101219_031558_000000533097_00320_46024_6311.N1	19-DEC-2010 03:15:58	Straylight	53.000	179	24Omi2CMa	3.0320	24000.	106	46024	No
54	GOM_NL__2PRFIN20101219_031851_000000583097_00320_46024_6312.N1	19-DEC-2010 03:18:51	Straylight	58.000	1	9Alp CMa	-1.4400	11000.	116	46024	No
55	GOM_NL__2PRFIN20101219_032204_000000493097_00320_46024_6313.N1	19-DEC-2010 03:22:04	Straylight	49.000	7	19Bet Ori	0.10000	14000.	98	46024	No
56	GOM_NL__2PRFIN20101219_032413_000000503097_00320_46024_6314.N1	19-DEC-2010 03:24:13	Straylight	50.000	30	46Eps Ori	1.6940	30000.	100	46024	No
57	GOM_NL__2PRFIN20101219_032711_000000643097_00320_46024_6315.N1	19-DEC-2010 03:27:11	Tw_i_and_stray	64.000	14	58Alp Ori	0.87000	3000.0	128	46024	No
58	GOM_NL__2PRFIN20101219_032919_000000493097_00320_46024_6316.N1	19-DEC-2010 03:29:19	Tw_i_and_stray	49.000	13	87Alp Tau	0.86700	3800.0	98	46024	No
59	GOM_NL__2PRFIN20101219_033118_000000433097_00320_46024_6317.N1	19-DEC-2010 03:31:18	Bright	43.000	176	23Zet Tau	3.0200	22000.	86	46024	No
60	GOM_NL__2PRFIN20101219_033322_000000433097_00320_46024_6318.N1	19-DEC-2010 03:33:22	Bright	43.000	28	12Bet Tau	1.6500	15200.	86	46024	No
61	GOM_NL__2PRFIN20101219_033647_000000443097_00320_46024_6319.N1	19-DEC-2010 03:36:47	Bright	43.500	107	37The Aur	2.6490	11000.	87	46024	No
62	GOM_NL__2PRFIN20101219_033815_000000463097_00320_46024_6320.N1	19-DEC-2010 03:38:15	Bright	45.500	6	13Alp Aur	0.080000	3400.0	91	46024	No
63	GOM_NL__2PRFIN20101219_035428_000000383097_00320_46024_6321.N1	19-DEC-2010 03:54:28	Bright	38.000	60	7Bet UMi	2.0810	3950.0	76	46024	No
64	GOM_NL__2PRFIN20101219_035855_000000453097_00320_46024_6322.N1	19-DEC-2010 03:58:55	Bright	44.500	32	77Eps UMa	1.7630	11000.	89	46024	No
65	GOM_NL__2PRFIN20101219_040137_000000413097_00320_46024_6323.N1	19-DEC-2010 04:01:37	Bright	41.000	39	85Eta UMa	1.8540	24000.	82	46024	No
66	GOM_NL__2PRFIN20101219_040504_000000523097_00320_46024_6324.N1	19-DEC-2010 04:05:04	Bright	51.500	180	27Gam Boo	3.0400	8000.0	103	46024	No
67	GOM_NL__2PRFIN20101219_040821_000000553097_00320_46024_6325.N1	19-DEC-2010 04:08:21	Bright	55.000	83		2.3780	11000.	110	46024	No
68	GOM_NL__2PRFIN20101219_041146_000000523097_00320_46024_6326.N1	19-DEC-2010 04:11:46	Bright	51.500	111	8Eta Boo	2.6800	6000.0	103	46024	No
69	GOM_NL__2PRFIN20101219_042200_000000553097_00320_46024_6327.N1	19-DEC-2010 04:22:00	Tw_i_and_stray	54.500	15	67Alp Vir	0.97600	28000.	109	46024	No
70	GOM_NL__2PRFIN20101219_042530_000000513097_00320_46024_6328.N1	19-DEC-2010 04:25:30	Dark	50.500	169	46Gam Hya	2.9910	4700.0	101	46024	No
71	GOM_NL__2PRFIN20101219_042814_000000533097_00320_46024_6329.N1	19-DEC-2010 04:28:14	Dark	52.500	106	9Bet Crv	2.6480	5600.0	105	46024	No
72	GOM_NL__2PRFIN20101219_043243_000000463097_00320_46024_6330.N1	19-DEC-2010 04:32:43	Dark	46.000	64	Gam Cen	2.2000	10600.	92	46024	No
73	GOM_NL__2PRFIN20101219_043423_000000423097_00321_46025_6333.N1	19-DEC-2010 04:34:23	Dark	41.500	99	Del Cen	2.5750	26000.	83	46025	No
74	GOM_NL__2PRFIN20101219_043821_000000473097_00321_46025_6334.N1	19-DEC-2010 04:38:21	Dark	47.000	113	Mu Vel	2.6920	5000.0	94	46025	No
75	GOM_NL__2PRFIN20101219_044156_000000433097_00321_46025_6335.N1	19-DEC-2010 04:41:56	Dark	42.500	71	Iot Car	2.2460	7700.0	85	46025	No
76	GOM_NL__2PRFIN20101219_044637_000000523097_00321_46025_6336.N1	19-DEC-2010 04:46:37	Dark	52.000	34	Gam2Vel	1.7930	23000.	104	46025	No
77	GOM_NL__2PRFIN20101219_044846_000000543097_00321_46025_6337.N1	19-DEC-2010 04:48:46	Dark	53.500	70	Zet Pup	2.2460	39000.	107	46025	No
78	GOM_NL__2PRFIN20101219_045121_000000553097_00321_46025_6338.N1	19-DEC-2010 04:51:21	Dark	54.500	117	Pi Pup	2.7060	3800.0	109	46025	No
79	GOM_NL__2PRFIN20101219_045429_000000553097_00321_46025_6339.N1	19-DEC-2010 04:54:29	Straylight	55.000	23	21Eps CMa	1.5020	26000.	110	46025	No
80	GOM_NL__2PRFIN20101219_045612_000000523097_00321_46025_6340.N1	19-DEC-2010 04:56:12	Straylight	51.500	179	24Omi2CMa	3.0320	24000.	103	46025	No
81	GOM_NL__2PRFIN20101219_045906_000000583097_00321_46025_6341.N1	19-DEC-2010 04:59:06	Straylight	58.000	1	9Alp CMa	-1.4400	11000.	116	46025	No
82	GOM_NL__2PRFIN20101219_050218_000000523097_00321_46025_6342.N1	19-DEC-2010 05:02:18	Straylight	51.500	7	19Bet Ori	0.10000	14000.	103	46025	No
83	GOM_NL__2PRFIN20101219_050427_000000493097_00321_46025_6343.N1	19-DEC-2010 05:04:27	Straylight	49.000	30	46Eps Ori	1.6940	30000.	98	46025	No
84	GOM_NL__2PRFIN20101219_050725_000000643097_00321_46025_6344.N1	19-DEC-2010 05:07:25	Tw_i_and_stray	64.000	14	58Alp Ori	0.87000	3000.0	128	46025	No
85	GOM_NL__2PRFIN20101219_050933_000000513097_00321_46025_6345.N1	19-DEC-2010 05:09:33	Tw_i_and_stray	51.000	13	87Alp Tau	0.86700	3800.0	102	46025	No
86	GOM_NL__2PRFIN20101219_051132_000000423097_00321_46025_6346.N1	19-DEC-2010 05:11:32	Bright	42.000	176	23Zet Tau	3.0200	22000.	84	46025	No
87	GOM_NL__2PRFIN20101219_051335_000000443097_00321_46025_6347.N1	19-DEC-2010 05:13:35	Bright	43.500	28	12Bet Tau	1.6500	15200.	87	46025	No
88	GOM_NL__2PRFIN20101219_051700_000000443097_00321_46025_6348.N1	19-DEC-2010 05:17:00	Bright	44.000	107	37The Aur	2.6490	11000.	88	46025	No
89	GOM_NL__2PRFIN20101219_051829_000000473097_00321_46025_6349.N1	19-DEC-2010 05:18:29	Bright	46.500	6	13Alp Aur	0.080000	3400.0	93	46025	No
90	GOM_NL__2PRFIN20101219_053442_000000113097_00321_46025_6350.N1	19-DEC-2010 05:34:42	Tw_i_and_stray	11.000	60	7Bet UMi	2.0810	3950.0	22	46025	No
91	GOM_NL__2PRFIN20101219_071456_000000373097_00322_46026_6373.N1	19-DEC-2010 07:14:56	Dark	37.000	60	7Bet UMi	2.0810	3950.0	74	46026	Yes
92	GOM_NL__2PRFIN20101219_071923_000000633097_00322_46026_6374.N1	19-DEC-2010 07:19:23	Bright	63.000	32	77Eps UMa	1.7630	11000.	126	46026	No
93	GOM_NL__2PRFIN20101219_072205_000000423097_00322_46026_6375.N1	19-DEC-2010 07:22:05	Bright	42.000	39	85Eta UMa	1.8540	24000.	84	46026	No
94	GOM_NL__2PRFIN20101219_072533_000000373097_00322_46026_6376.N1	19-DEC-2010 07:25:33	Bright	36.500	180	27Gam Boo	3.0400	8000.0	73	46026	No
95	GOM_NL__2PRFIN20101219_072849_000000373097_00322_46026_6377.N1	19-DEC-2010 07:28:49	Bright	36.500	83		2.3780	11000.	73	46026	No
96	GOM_NL__2PRFIN20101219_073215_000000633097_00322_46026_6378.N1	19-DEC-2010 07:32:15	Bright	63.000	111	8Eta Boo	2.6800	6000.0	126	46026	No
97	GOM_NL__2PRFIN20101219_074230_000000533097_00322_46026_6379.N1	19-DEC-2010 07:42:30	Tw_i_and_stray	53.000	15	67Alp Vir	0.97600	28000.	106	46026	No
98	GOM_NL__2PRFIN20101219_074600_000000483097_00322_46026_6380.N1	19-DEC-2010 07:46:00	Dark	48.000	169	46Gam Hya	2.9910	4700.0	96	46026	No
99	GOM_NL__2PRFIN20101219_074845_000000543097_00322_46026_6381.N1	19-DEC-2010 07:48:45	Dark	54.000	106	9Bet Crv	2.6480	5600.0	108	46026	No
100	GOM_NL__2PRFIN20101219_075312_000000413097_00322_46026_6382.N1	19-DEC-2010 07:53:12	Dark	41.000	64	Gam Cen	2.2000	10600.	82	46026	No
101	GOM_NL__2PRFIN20101219_075453_000000443097_00323_46027_6398.N1	19-DEC-2010 07:54:53	Dark	44.000	99	Del Cen	2.5750	26000.	88	46027	No

102	GOM_NL__2PRFIN20101219_075851_000000453097_00323_46027_6399.N1	19-DEC-2010 07:58:51	Dark	45.000	113	Mu Vel	2.6920	5000.0	90	46027	No
103	GOM_NL__2PRFIN20101219_080225_000000463097_00323_46027_6400.N1	19-DEC-2010 08:02:25	Dark	45.500	71	Iot Car	2.2460	7700.0	91	46027	No
104	GOM_NL__2PRFIN20101219_080707_000000493097_00323_46027_6401.N1	19-DEC-2010 08:07:07	Dark	48.500	34	Gam2Vel	1.7930	23000.	97	46027	No
105	GOM_NL__2PRFIN20101219_080916_000000533097_00323_46027_6402.N1	19-DEC-2010 08:09:16	Dark	53.000	70	Zet Pup	2.2460	39000.	106	46027	No
106	GOM_NL__2PRFIN20101219_081150_000000543097_00323_46027_6403.N1	19-DEC-2010 08:11:50	Dark	53.500	117	Pi Pup	2.7060	3800.0	107	46027	No
107	GOM_NL__2PRFIN20101219_081458_000000553097_00323_46027_6404.N1	19-DEC-2010 08:14:58	Straylight	54.500	23	21Eps CMa	1.5020	26000.	109	46027	No
108	GOM_NL__2PRFIN20101219_081641_000000473097_00323_46027_6405.N1	19-DEC-2010 08:16:41	Straylight	47.000	179	24Omi2CMa	3.0320	24000.	94	46027	No
109	GOM_NL__2PRFIN20101219_081934_000000603097_00323_46027_6406.N1	19-DEC-2010 08:19:34	Straylight	59.500	1	9Alp CMa	-1.4400	11000.	119	46027	No
110	GOM_NL__2PRFIN20101219_082246_000000453097_00323_46027_6423.N1	19-DEC-2010 08:22:46	Straylight	45.000	7	19Bet Ori	0.10000	14000.	90	46027	No
111	GOM_NL__2PRFIN20101219_082455_000000483097_00323_46027_6424.N1	19-DEC-2010 08:24:55	Straylight	47.500	30	46Eps Ori	1.6940	30000.	95	46027	No
112	GOM_NL__2PRFIN20101219_082753_000000563097_00323_46027_6425.N1	19-DEC-2010 08:27:53	Tw_i_and_stray	56.000	14	58Alp Ori	0.87000	3000.0	112	46027	No
113	GOM_NL__2PRFIN20101219_083001_000000493097_00323_46027_6426.N1	19-DEC-2010 08:30:01	Tw_i_and_stray	48.500	13	87Alp Tau	0.86700	3800.0	97	46027	No
114	GOM_NL__2PRFIN20101219_083159_000000423097_00323_46027_6427.N1	19-DEC-2010 08:31:59	Bright	42.000	176	23Zet Tau	3.0200	22000.	84	46027	No
115	GOM_NL__2PRFIN20101219_083403_000000433097_00323_46027_6428.N1	19-DEC-2010 08:34:03	Bright	42.500	28	12Bet Tau	1.6500	15200.	85	46027	No
116	GOM_NL__2PRFIN20101219_083727_000000443097_00323_46027_6429.N1	19-DEC-2010 08:37:27	Bright	43.500	107	37The Aur	2.6490	11000.	87	46027	No
117	GOM_NL__2PRFIN20101219_083857_000000463097_00323_46027_6430.N1	19-DEC-2010 08:38:57	Bright	46.000	6	13Alp Aur	0.080000	3400.0	92	46027	No
118	GOM_NL__2PRFIN20101219_085510_000000393097_00323_46027_6431.N1	19-DEC-2010 08:55:10	Bright	38.500	60	7Bet UMi	2.0810	3950.0	77	46027	No
119	GOM_NL__2PRFIN20101219_085936_000000463097_00323_46027_6432.N1	19-DEC-2010 08:59:36	Bright	45.500	32	77Eps UMa	1.7630	11000.	91	46027	No
120	GOM_NL__2PRFIN20101219_090219_000000433097_00323_46027_6433.N1	19-DEC-2010 09:02:19	Bright	42.500	39	85Eta UMa	1.8540	24000.	85	46027	No
121	GOM_NL__2PRFIN20101219_090547_000000363097_00323_46027_6434.N1	19-DEC-2010 09:05:47	Bright	36.000	180	27Gam Boo	3.0400	8000.0	72	46027	No
122	GOM_NL__2PRFIN20101219_090904_000000383097_00323_46027_6435.N1	19-DEC-2010 09:09:04	Bright	38.000	83		2.3780	11000.	76	46027	No
123	GOM_NL__2PRFIN20101219_091229_000000423097_00323_46027_6436.N1	19-DEC-2010 09:12:29	Bright	41.500	111	8Eta Boo	2.6800	6000.0	83	46027	No
124	GOM_NL__2PRFIN20101219_092245_000000553097_00323_46027_6437.N1	19-DEC-2010 09:22:45	Tw_i_and_stray	54.500	15	67Alp Vir	0.97600	28000.	109	46027	No
125	GOM_NL__2PRFIN20101219_092615_000000503097_00323_46027_6438.N1	19-DEC-2010 09:26:15	Dark	50.000	169	46Gam Hya	2.9910	4700.0	100	46027	No
126	GOM_NL__2PRFIN20101219_092900_000000583097_00323_46027_6439.N1	19-DEC-2010 09:29:00	Dark	58.000	106	9Bet Crv	2.6480	5600.0	116	46027	No
127	GOM_NL__2PRFIN20101219_093327_000000423097_00323_46027_6440.N1	19-DEC-2010 09:33:27	Dark	42.000	64	Gam Cen	2.2000	10600.	84	46027	No
128	GOM_NL__2PRFIN20101219_111522_000000443097_00325_46029_6448.N1	19-DEC-2010 11:15:22	Dark	44.000	99	Del Cen	2.5750	26000.	88	46029	No
129	GOM_NL__2PRFIN20101219_111921_000000463097_00325_46029_6449.N1	19-DEC-2010 11:19:21	Dark	45.500	113	Mu Vel	2.6920	5000.0	91	46029	No
130	GOM_NL__2PRFIN20101219_112254_000000433097_00325_46029_6450.N1	19-DEC-2010 11:22:54	Dark	42.500	71	Iot Car	2.2460	7700.0	85	46029	No
131	GOM_NL__2PRFIN20101219_112736_000000523097_00325_46029_6451.N1	19-DEC-2010 11:27:36	Dark	52.000	34	Gam2Vel	1.7930	23000.	104	46029	No
132	GOM_NL__2PRFIN20101219_112945_000000483097_00325_46029_6452.N1	19-DEC-2010 11:29:45	Dark	48.000	70	Zet Pup	2.2460	39000.	96	46029	No
133	GOM_NL__2PRFIN20101219_113219_000000543097_00325_46029_6453.N1	19-DEC-2010 11:32:19	Dark	53.500	117	Pi Pup	2.7060	3800.0	107	46029	No
134	GOM_NL__2PRFIN20101219_113526_000000523097_00325_46029_6454.N1	19-DEC-2010 11:35:26	Straylight	52.000	23	21Eps CMa	1.5020	26000.	104	46029	No
135	GOM_NL__2PRFIN20101219_113710_000000493097_00325_46029_6455.N1	19-DEC-2010 11:37:10	Straylight	48.500	179	24Omi2CMa	3.0320	24000.	97	46029	No
136	GOM_NL__2PRFIN20101219_114002_000000583097_00325_46029_6456.N1	19-DEC-2010 11:40:02	Straylight	57.500	1	9Alp CMa	-1.4400	11000.	115	46029	No
137	GOM_NL__2PRFIN20101219_114315_000000483097_00325_46029_6457.N1	19-DEC-2010 11:43:15	Straylight	47.500	7	19Bet Ori	0.10000	14000.	95	46029	No
138	GOM_NL__2PRFIN20101219_114523_000000493097_00325_46029_6458.N1	19-DEC-2010 11:45:23	Straylight	48.500	30	46Eps Ori	1.6940	30000.	97	46029	No
139	GOM_NL__2PRFIN20101219_114820_000000543097_00325_46029_6459.N1	19-DEC-2010 11:48:20	Tw_i_and_stray	54.000	14	58Alp Ori	0.87000	3000.0	108	46029	No
140	GOM_NL__2PRFIN20101219_115029_000000463097_00325_46029_6460.N1	19-DEC-2010 11:50:29	Tw_i_and_stray	46.000	13	87Alp Tau	0.86700	3800.0	92	46029	No
141	GOM_NL__2PRFIN20101219_115226_000000463097_00325_46029_6461.N1	19-DEC-2010 11:52:26	Bright	46.000	176	23Zet Tau	3.0200	22000.	92	46029	No
142	GOM_NL__2PRFIN20101219_115430_000000423097_00325_46029_6462.N1	19-DEC-2010 11:54:30	Bright	41.500	28	12Bet Tau	1.6500	15200.	83	46029	No
143	GOM_NL__2PRFIN20101219_115754_000000433097_00325_46029_6463.N1	19-DEC-2010 11:57:54	Bright	42.500	107	37The Aur	2.6490	11000.	85	46029	No
144	GOM_NL__2PRFIN20101219_115924_000000463097_00325_46029_6464.N1	19-DEC-2010 11:59:24	Bright	45.500	6	13Alp Aur	0.080000	3400.0	91	46029	No
145	GOM_NL__2PRFIN20101219_121538_000000393097_00325_46029_6465.N1	19-DEC-2010 12:15:38	Bright	38.500	60	7Bet UMi	2.0810	3950.0	77	46029	No
146	GOM_NL__2PRFIN20101219_122004_000000413097_00325_46029_6466.N1	19-DEC-2010 12:20:04	Bright	40.500	32	77Eps UMa	1.7630	11000.	81	46029	No
147	GOM_NL__2PRFIN20101219_122247_000000403097_00325_46029_6467.N1	19-DEC-2010 12:22:47	Bright	39.500	39	85Eta UMa	1.8540	24000.	79	46029	No
148	GOM_NL__2PRFIN20101219_122615_000000383097_00325_46029_6468.N1	19-DEC-2010 12:26:15	Bright	37.500	180	27Gam Boo	3.0400	8000.0	75	46029	No
149	GOM_NL__2PRFIN20101219_122932_000000383097_00325_46029_6469.N1	19-DEC-2010 12:29:32	Bright	37.500	83		2.3780	11000.	75	46029	No
150	GOM_NL__2PRFIN20101219_123258_000000453097_00325_46029_6470.N1	19-DEC-2010 12:32:58	Bright	44.500	111	8Eta Boo	2.6800	6000.0	89	46029	No
151	GOM_NL__2PRFIN20101219_124314_000000533097_00325_46029_6471.N1	19-DEC-2010 12:43:14	Tw_i_and_stray	53.000	15	67Alp Vir	0.97600	28000.	106	46029	No
152	GOM_NL__2PRFIN20101219_124645_000000493097_00325_46029_6472.N1	19-DEC-2010 12:46:45	Dark	49.000	169	46Gam Hya	2.9910	4700.0	98	46029	No
153	GOM_NL__2PRFIN20101219_124931_000000553097_00325_46029_6473.N1	19-DEC-2010 12:49:31	Dark	55.000	106	9Bet Crv	2.6480	5600.0	110	46029	No
154	GOM_NL__2PRFIN20101219_125356_000000433097_00325_46029_6474.N1	19-DEC-2010 12:53:56	Dark	42.500	64	Gam Cen	2.2000	10600.	85	46029	No
155	GOM_NL__2PRFIN20101219_125537_000000423097_00326_46030_6492.N1	19-DEC-2010 12:55:37	Dark	41.500	99	Del Cen	2.5750	26000.	83	46030	No
156	GOM_NL__2PRFIN20101219_125936_000000473097_00326_46030_6493.N1	19-DEC-2010 12:59:36	Dark	46.500	113	Mu Vel	2.6920	5000.0	93	46030	No
157	GOM_NL__2PRFIN20101219_130309_000000453097_00326_46030_6494.N1	19-DEC-2010 13:03:09	Dark	44.500	71	Iot Car	2.2460	7700.0	89	46030	No
158	GOM_NL__2PRFIN20101219_130751_000000453097_00326_46030_6495.N1	19-DEC-2010 13:07:51	Dark	44.500	34	Gam2Vel	1.7930	23000.	89	46030	No
159	GOM_NL__2PRFIN20101219_131000_000000513097_00326_46030_6496.N1	19-DEC-2010 13:10:00	Dark	50.500	70	Zet Pup	2.2460	39000.	101	46030	No
160	GOM_NL__2PRFIN20101219_131233_000000513097_00326_46030_6497.N1	19-DEC-2010 13:12:33	Dark	51.000	117	Pi Pup	2.7060	3800.0	102	46030	No



161	GOM_NL__2PRFIN20101219_131541_000000523097_00326_46030_6498.N1	19-DEC-2010 13:15:41	Straylight	51.500	23	21Eps CMa	1.5020	26000.	103	46030	No
162	GOM_NL__2PRFIN20101219_131724_000000503097_00326_46030_6499.N1	19-DEC-2010 13:17:24	Straylight	50.000	179	24Omi2CMa	3.0320	24000.	100	46030	No
163	GOM_NL__2PRFIN20101219_132016_000000623097_00326_46030_6500.N1	19-DEC-2010 13:20:16	Straylight	61.500	1	9Alp CMa	-1.4400	11000.	123	46030	No
164	GOM_NL__2PRFIN20101219_132329_000000553097_00326_46030_6501.N1	19-DEC-2010 13:23:29	Straylight	54.500	7	19Bet Ori	0.10000	14000.	109	46030	No
165	GOM_NL__2PRFIN20101219_132537_000000493097_00326_46030_6502.N1	19-DEC-2010 13:25:37	Straylight	49.000	30	46Eps Ori	1.6940	30000.	98	46030	No
166	GOM_NL__2PRFIN20101219_132834_000000543097_00326_46030_6503.N1	19-DEC-2010 13:28:34	Twi_and_stray	53.500	14	58Alp Ori	0.87000	3000.0	107	46030	No
167	GOM_NL__2PRFIN20101219_133043_000000463097_00326_46030_6504.N1	19-DEC-2010 13:30:43	Twi_and_stray	46.000	13	87Alp Tau	0.86700	3800.0	92	46030	No
168	GOM_NL__2PRFIN20101219_133240_000000423097_00326_46030_6505.N1	19-DEC-2010 13:32:40	Bright	41.500	176	23Zet Tau	3.0200	22000.	83	46030	No
169	GOM_NL__2PRFIN20101219_133444_000000413097_00326_46030_6506.N1	19-DEC-2010 13:34:44	Bright	41.000	28	12Bet Tau	1.6500	15200.	82	46030	No
170	GOM_NL__2PRFIN20101219_133808_000000443097_00326_46030_6507.N1	19-DEC-2010 13:38:08	Bright	43.500	107	37The Aur	2.6490	11000.	87	46030	No
171	GOM_NL__2PRFIN20101219_133938_000000453097_00326_46030_6508.N1	19-DEC-2010 13:39:38	Bright	44.500	6	13Alp Aur	0.080000	3400.0	89	46030	No
172	GOM_NL__2PRFIN20101219_135552_000000353097_00326_46030_6509.N1	19-DEC-2010 13:55:52	Bright	35.000	60	7Bet UMi	2.0810	3950.0	70	46030	No
173	GOM_NL__2PRFIN20101219_140018_000000453097_00326_46030_6510.N1	19-DEC-2010 14:00:18	Bright	44.500	32	77Eps UMa	1.7630	11000.	89	46030	No
174	GOM_NL__2PRFIN20101219_140301_000000423097_00326_46030_6511.N1	19-DEC-2010 14:03:01	Bright	42.000	39	85Eta UMa	1.8540	24000.	84	46030	No
175	GOM_NL__2PRFIN20101219_140629_000000373097_00326_46030_6512.N1	19-DEC-2010 14:06:29	Bright	36.500	180	27Gam Boo	3.0400	8000.0	73	46030	No
176	GOM_NL__2PRFIN20101219_140946_000000553097_00326_46030_6513.N1	19-DEC-2010 14:09:46	Bright	55.000	83		2.3780	11000.	110	46030	No
177	GOM_NL__2PRFIN20101219_141312_000000423097_00326_46030_6514.N1	19-DEC-2010 14:13:12	Bright	41.500	111	8Eta Boo	2.6800	6000.0	83	46030	No
178	GOM_NL__2PRFIN20101219_142329_000000543097_00326_46030_6515.N1	19-DEC-2010 14:23:29	Twi_and_stray	54.000	15	67Alp Vir	0.97600	28000.	108	46030	No
179	GOM_NL__2PRFIN20101219_142659_000000483097_00326_46030_6516.N1	19-DEC-2010 14:26:59	Dark	47.500	169	46Gam Hya	2.9910	4700.0	95	46030	No
180	GOM_NL__2PRFIN20101219_142946_000000533097_00326_46030_6517.N1	19-DEC-2010 14:29:46	Dark	53.000	106	9Bet Crv	2.6480	5600.0	106	46030	No
181	GOM_NL__2PRFIN20101219_143411_000000413097_00326_46030_6518.N1	19-DEC-2010 14:34:11	Dark	40.500	64	Gam Cen	2.2000	10600.	81	46030	No
182	GOM_NL__2PRFIN20101219_143552_000000413097_00327_46031_6522.N1	19-DEC-2010 14:35:52	Dark	41.000	99	Del Cen	2.5750	26000.	82	46031	No
183	GOM_NL__2PRFIN20101219_143951_000000483097_00327_46031_6523.N1	19-DEC-2010 14:39:51	Dark	47.500	113	Mu Vel	2.6920	5000.0	95	46031	No
184	GOM_NL__2PRFIN20101219_144323_000000423097_00327_46031_6524.N1	19-DEC-2010 14:43:23	Dark	41.500	71	Iot Car	2.2460	7700.0	83	46031	No
185	GOM_NL__2PRFIN20101219_144805_000000453097_00327_46031_6525.N1	19-DEC-2010 14:48:05	Dark	45.000	34	Gam2Vel	1.7930	23000.	90	46031	No
186	GOM_NL__2PRFIN20101219_145014_000000523097_00327_46031_6526.N1	19-DEC-2010 14:50:14	Dark	51.500	70	Zet Pup	2.2460	39000.	103	46031	No
187	GOM_NL__2PRFIN20101219_145248_000000553097_00327_46031_6527.N1	19-DEC-2010 14:52:48	Dark	54.500	117	Pi Pup	2.7060	3800.0	109	46031	No
188	GOM_NL__2PRFIN20101219_145555_000000553097_00327_46031_6528.N1	19-DEC-2010 14:55:55	Straylight	54.500	23	21Eps CMa	1.5020	26000.	109	46031	No
189	GOM_NL__2PRFIN20101219_145738_000000523097_00327_46031_6529.N1	19-DEC-2010 14:57:38	Straylight	52.000	179	24Omi2CMa	3.0320	24000.	104	46031	No
190	GOM_NL__2PRFIN20101219_150030_000000633097_00327_46031_6530.N1	19-DEC-2010 15:00:30	Straylight	63.000	1	9Alp CMa	-1.4400	11000.	126	46031	No
191	GOM_NL__2PRFIN20101219_150343_000000503097_00327_46031_6531.N1	19-DEC-2010 15:03:43	Straylight	49.500	7	19Bet Ori	0.10000	14000.	99	46031	No
192	GOM_NL__2PRFIN20101219_150550_000000473097_00327_46031_6532.N1	19-DEC-2010 15:05:50	Straylight	46.500	30	46Eps Ori	1.6940	30000.	93	46031	No
193	GOM_NL__2PRFIN20101219_150848_000000553097_00327_46031_6533.N1	19-DEC-2010 15:08:48	Twi_and_stray	54.500	14	58Alp Ori	0.87000	3000.0	109	46031	No
194	GOM_NL__2PRFIN20101219_151057_000000443097_00327_46031_6534.N1	19-DEC-2010 15:10:57	Twi_and_stray	44.000	13	87Alp Tau	0.86700	3800.0	88	46031	No
195	GOM_NL__2PRFIN20101219_151254_000000433097_00327_46031_6535.N1	19-DEC-2010 15:12:54	Bright	43.000	176	23Zet Tau	3.0200	22000.	86	46031	No
196	GOM_NL__2PRFIN20101219_151458_000000433097_00327_46031_6536.N1	19-DEC-2010 15:14:58	Bright	42.500	28	12Bet Tau	1.6500	15200.	85	46031	No
197	GOM_NL__2PRFIN20101219_151821_000000423097_00327_46031_6537.N1	19-DEC-2010 15:18:21	Bright	41.500	107	37The Aur	2.6490	11000.	83	46031	No
198	GOM_NL__2PRFIN20101219_151951_000000433097_00327_46031_6538.N1	19-DEC-2010 15:19:51	Bright	43.000	6	13Alp Aur	0.080000	3400.0	86	46031	No
199	GOM_NL__2PRFIN20101219_153606_000000383097_00327_46031_6539.N1	19-DEC-2010 15:36:06	Bright	38.000	60	7Bet UMi	2.0810	3950.0	76	46031	No
200	GOM_NL__2PRFIN20101219_154031_000000453097_00327_46031_6540.N1	19-DEC-2010 15:40:31	Bright	45.000	32	77Eps UMa	1.7630	11000.	90	46031	No
201	GOM_NL__2PRFIN20101219_154315_000000433097_00327_46031_6541.N1	19-DEC-2010 15:43:15	Bright	42.500	39	85Eta UMa	1.8540	24000.	85	46031	No
202	GOM_NL__2PRFIN20101219_154643_000000563097_00327_46031_6542.N1	19-DEC-2010 15:46:43	Bright	56.000	180	27Gam Boo	3.0400	8000.0	112	46031	No
203	GOM_NL__2PRFIN20101219_155000_000000373097_00327_46031_6543.N1	19-DEC-2010 15:50:00	Bright	37.000	83		2.3780	11000.	74	46031	No
204	GOM_NL__2PRFIN20101219_155326_000000443097_00327_46031_6544.N1	19-DEC-2010 15:53:26	Bright	43.500	111	8Eta Boo	2.6800	6000.0	87	46031	No
205	GOM_NL__2PRFIN20101219_160344_000000573097_00327_46031_6545.N1	19-DEC-2010 16:03:44	Twi_and_stray	57.000	15	67Alp Vir	0.97600	28000.	114	46031	No
206	GOM_NL__2PRFIN20101219_160714_000000523097_00327_46031_6546.N1	19-DEC-2010 16:07:14	Dark	51.500	169	46Gam Hya	2.9910	4700.0	103	46031	No
207	GOM_NL__2PRFIN20101219_161001_000000563097_00327_46031_6547.N1	19-DEC-2010 16:10:01	Dark	55.500	106	9Bet Crv	2.6480	5600.0	111	46031	No
208	GOM_NL__2PRFIN20101219_161426_000000433097_00327_46031_6548.N1	19-DEC-2010 16:14:26	Dark	42.500	64	Gam Cen	2.2000	10600.	85	46031	No
209	GOM_NL__2PRFIN20101219_161606_000000423097_00328_46032_6568.N1	19-DEC-2010 16:16:06	Dark	41.500	99	Del Cen	2.5750	26000.	83	46032	No
210	GOM_NL__2PRFIN20101219_162006_000000463097_00328_46032_6569.N1	19-DEC-2010 16:20:06	Dark	46.000	113	Mu Vel	2.6920	5000.0	92	46032	No
211	GOM_NL__2PRFIN20101219_162338_000000413097_00328_46032_6570.N1	19-DEC-2010 16:23:38	Dark	41.000	71	Iot Car	2.2460	7700.0	82	46032	No
212	GOM_NL__2PRFIN20101219_162820_000000443097_00328_46032_6571.N1	19-DEC-2010 16:28:20	Dark	44.000	34	Gam2Vel	1.7930	23000.	88	46032	No
213	GOM_NL__2PRFIN20101219_163029_000000493097_00328_46032_6572.N1	19-DEC-2010 16:30:29	Dark	49.000	70	Zet Pup	2.2460	39000.	98	46032	No
214	GOM_NL__2PRFIN20101219_163302_000000543097_00328_46032_6573.N1	19-DEC-2010 16:33:02	Dark	54.000	117	Pi Pup	2.7060	3800.0	108	46032	No
215	GOM_NL__2PRFIN20101219_163610_000000553097_00328_46032_6574.N1	19-DEC-2010 16:36:10	Straylight	55.000	23	21Eps CMa	1.5020	26000.	110	46032	No
216	GOM_NL__2PRFIN20101219_163752_000000543097_00328_46032_6575.N1	19-DEC-2010 16:37:52	Straylight	53.500	179	24Omi2CMa	3.0320	24000.	107	46032	No
217	GOM_NL__2PRFIN20101219_164045_000000613097_00328_46032_6576.N1	19-DEC-2010 16:40:45	Straylight	60.500	1	9Alp CMa	-1.4400	11000.	121	46032	No
218	GOM_NL__2PRFIN20101219_164357_000000543097_00328_46032_6577.N1	19-DEC-2010 16:43:57	Straylight	54.000	7	19Bet Ori	0.10000	14000.	108	46032	No
219	GOM_NL__2PRFIN20101219_164605_000000473097_00328_46032_6578.N1	19-DEC-2010 16:46:05	Straylight	46.500	30	46Eps Ori	1.6940	30000.	93	46032	No

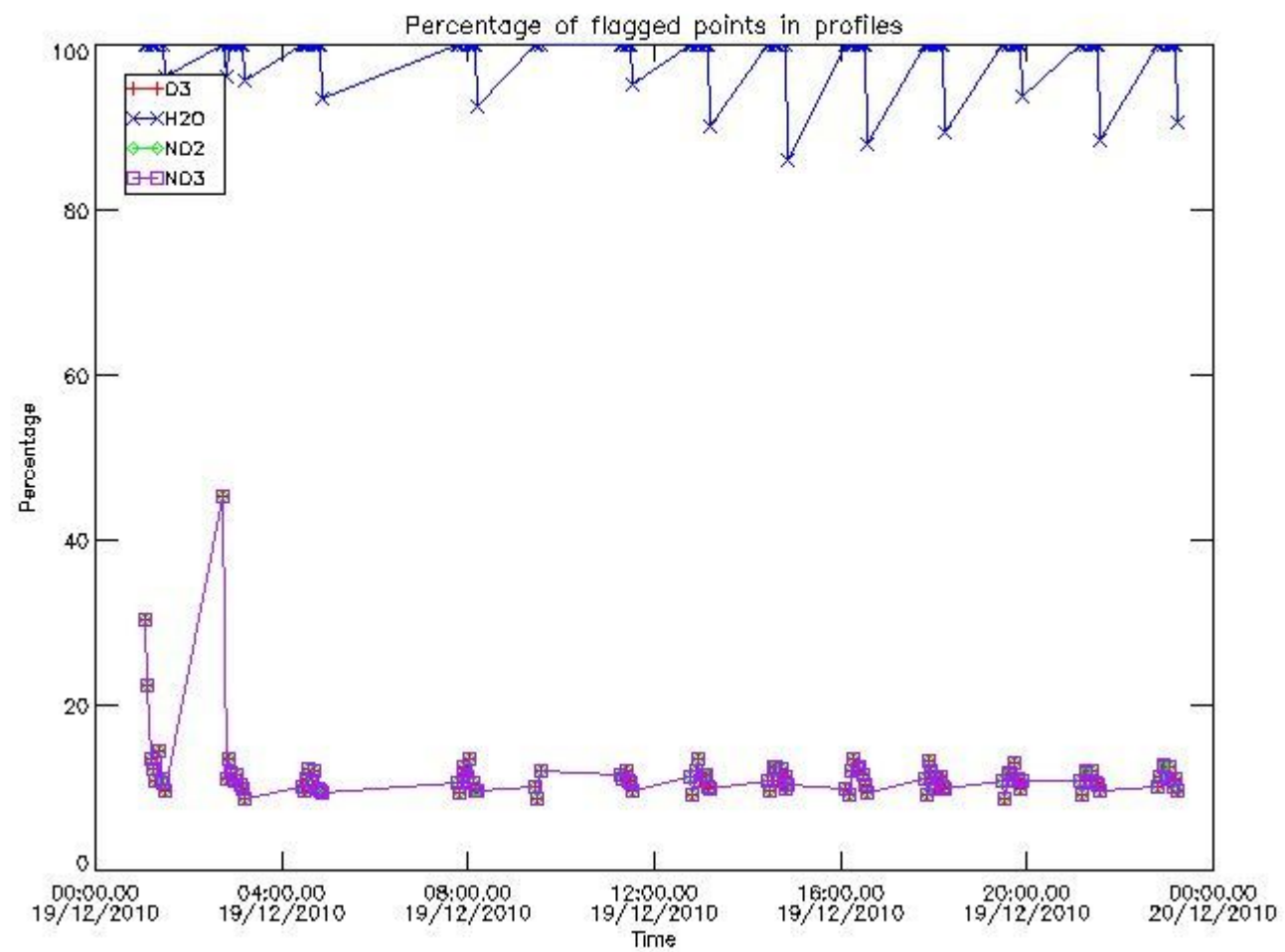
220	GOM_NL__2PRFIN20101219_164901_000000643097_00328_46032_6579.N1	19-DEC-2010 16:49:01	Twilight	64.000	14	58Alp Ori	0.87000	3000.0	128	46032	No
221	GOM_NL__2PRFIN20101219_165111_000000453097_00328_46032_6580.N1	19-DEC-2010 16:51:11	Twilight	45.000	13	87Alp Tau	0.86700	3800.0	90	46032	No
222	GOM_NL__2PRFIN20101219_165308_000000433097_00328_46032_6581.N1	19-DEC-2010 16:53:08	Bright	42.500	176	23Zet Tau	3.0200	22000.	85	46032	No
223	GOM_NL__2PRFIN20101219_165511_000000423097_00328_46032_6582.N1	19-DEC-2010 16:55:11	Bright	42.000	28	12Bet Tau	1.6500	15200.	84	46032	No
224	GOM_NL__2PRFIN20101219_165835_000000433097_00328_46032_6583.N1	19-DEC-2010 16:58:35	Bright	42.500	107	37The Aur	2.6490	11000.	85	46032	No
225	GOM_NL__2PRFIN20101219_170005_000000433097_00328_46032_6584.N1	19-DEC-2010 17:00:05	Bright	43.000	6	13Alp Aur	0.080000	3400.0	86	46032	No
226	GOM_NL__2PRFIN20101219_171620_000000383097_00328_46032_6585.N1	19-DEC-2010 17:16:20	Bright	38.000	60	7Bet UMi	2.0810	3950.0	76	46032	No
227	GOM_NL__2PRFIN20101219_172045_000000453097_00328_46032_6586.N1	19-DEC-2010 17:20:45	Bright	44.500	32	77Eps UMa	1.7630	11000.	89	46032	No
228	GOM_NL__2PRFIN20101219_172329_000000393097_00328_46032_6587.N1	19-DEC-2010 17:23:29	Bright	38.500	39	85Eta UMa	1.8540	24000.	77	46032	No
229	GOM_NL__2PRFIN20101219_172657_000000413097_00328_46032_6588.N1	19-DEC-2010 17:26:57	Bright	41.000	180	27Gam Boo	3.0400	8000.0	82	46032	No
230	GOM_NL__2PRFIN20101219_173014_000000383097_00328_46032_6589.N1	19-DEC-2010 17:30:14	Bright	38.000	83		2.3780	11000.	76	46032	No
231	GOM_NL__2PRFIN20101219_173341_000000633097_00328_46032_6590.N1	19-DEC-2010 17:33:41	Bright	63.000	111	8Eta Boo	2.6800	6000.0	126	46032	No
232	GOM_NL__2PRFIN20101219_174359_000000553097_00328_46032_6591.N1	19-DEC-2010 17:43:59	Twilight	54.500	15	67Alp Vir	0.97600	28000.	109	46032	No
233	GOM_NL__2PRFIN20101219_174729_000000513097_00328_46032_6592.N1	19-DEC-2010 17:47:29	Dark	50.500	169	46Gam Hya	2.9910	4700.0	101	46032	No
234	GOM_NL__2PRFIN20101219_175016_000000563097_00328_46032_6593.N1	19-DEC-2010 17:50:16	Dark	55.500	106	9Bet Crv	2.6480	5600.0	111	46032	No
235	GOM_NL__2PRFIN20101219_175441_000000433097_00328_46032_6594.N1	19-DEC-2010 17:54:41	Dark	42.500	64	Gam Cen	2.2000	10600.	85	46032	No
236	GOM_NL__2PRFIN20101219_175621_000000433097_00329_46033_6598.N1	19-DEC-2010 17:56:21	Dark	42.500	99	Del Cen	2.5750	26000.	85	46033	No
237	GOM_NL__2PRFIN20101219_180021_000000513097_00329_46033_6599.N1	19-DEC-2010 18:00:21	Dark	51.000	113	Mu Vel	2.6920	5000.0	102	46033	No
238	GOM_NL__2PRFIN20101219_180353_000000463097_00329_46033_6600.N1	19-DEC-2010 18:03:53	Dark	45.500	71	Iot Car	2.2460	7700.0	91	46033	No
239	GOM_NL__2PRFIN20101219_180835_000000493097_00329_46033_6601.N1	19-DEC-2010 18:08:35	Dark	49.000	34	Gam2Vel	1.7930	23000.	98	46033	No
240	GOM_NL__2PRFIN20101219_181044_000000503097_00329_46033_6602.N1	19-DEC-2010 18:10:44	Dark	50.000	70	Zet Pup	2.2460	39000.	100	46033	No
241	GOM_NL__2PRFIN20101219_181317_000000523097_00329_46033_6603.N1	19-DEC-2010 18:13:17	Dark	52.000	117	Pi Pup	2.7060	3800.0	104	46033	No
242	GOM_NL__2PRFIN20101219_181624_000000513097_00329_46033_6604.N1	19-DEC-2010 18:16:24	Straylight	50.500	23	21Eps CMa	1.5020	26000.	101	46033	No
243	GOM_NL__2PRFIN20101219_181807_000000513097_00329_46033_6605.N1	19-DEC-2010 18:18:07	Straylight	50.500	179	24Omi2CMa	3.0320	24000.	101	46033	No
244	GOM_NL__2PRFIN20101219_182059_000000643097_00329_46033_6606.N1	19-DEC-2010 18:20:59	Straylight	64.000	1	9Alp CMa	-1.4400	11000.	128	46033	No
245	GOM_NL__2PRFIN20101219_182411_000000503097_00329_46033_6607.N1	19-DEC-2010 18:24:11	Straylight	50.000	7	19Bet Ori	0.10000	14000.	100	46033	No
246	GOM_NL__2PRFIN20101219_182619_000000483097_00329_46033_6608.N1	19-DEC-2010 18:26:19	Straylight	48.000	30	46Eps Ori	1.6940	30000.	96	46033	No
247	GOM_NL__2PRFIN20101219_182915_000000563097_00329_46033_6609.N1	19-DEC-2010 18:29:15	Twilight	55.500	14	58Alp Ori	0.87000	3000.0	111	46033	No
248	GOM_NL__2PRFIN20101219_183125_000000533097_00329_46033_6610.N1	19-DEC-2010 18:31:25	Twilight	53.000	13	87Alp Tau	0.86700	3800.0	106	46033	No
249	GOM_NL__2PRFIN20101219_183321_000000433097_00329_46033_6611.N1	19-DEC-2010 18:33:21	Bright	42.500	176	23Zet Tau	3.0200	22000.	85	46033	No
250	GOM_NL__2PRFIN20101219_183525_000000433097_00329_46033_6612.N1	19-DEC-2010 18:35:25	Bright	42.500	28	12Bet Tau	1.6500	15200.	85	46033	No
251	GOM_NL__2PRFIN20101219_183848_000000433097_00329_46033_6613.N1	19-DEC-2010 18:38:48	Bright	42.500	107	37The Aur	2.6490	11000.	85	46033	No
252	GOM_NL__2PRFIN20101219_184019_000000443097_00329_46033_6614.N1	19-DEC-2010 18:40:19	Bright	43.500	6	13Alp Aur	0.080000	3400.0	87	46033	No
253	GOM_NL__2PRFIN20101219_185634_000000533097_00329_46033_6615.N1	19-DEC-2010 18:56:34	Bright	53.000	60	7Bet UMi	2.0810	3950.0	106	46033	No
254	GOM_NL__2PRFIN20101219_190059_000000453097_00329_46033_6616.N1	19-DEC-2010 19:00:59	Bright	45.000	32	77Eps UMa	1.7630	11000.	90	46033	No
255	GOM_NL__2PRFIN20101219_190343_000000603097_00329_46033_6617.N1	19-DEC-2010 19:03:43	Bright	60.000	39	85Eta UMa	1.8540	24000.	120	46033	No
256	GOM_NL__2PRFIN20101219_190711_000000393097_00329_46033_6618.N1	19-DEC-2010 19:07:11	Bright	39.000	180	27Gam Boo	3.0400	8000.0	78	46033	No
257	GOM_NL__2PRFIN20101219_191029_000000373097_00329_46033_6619.N1	19-DEC-2010 19:10:29	Bright	36.500	83		2.3780	11000.	73	46033	No
258	GOM_NL__2PRFIN20101219_191355_000000443097_00329_46033_6620.N1	19-DEC-2010 19:13:55	Bright	44.000	111	8Eta Boo	2.6800	6000.0	88	46033	No
259	GOM_NL__2PRFIN20101219_192414_000000553097_00329_46033_6621.N1	19-DEC-2010 19:24:14	Twilight	55.000	15	67Alp Vir	0.97600	28000.	110	46033	No
260	GOM_NL__2PRFIN20101219_192744_000000473097_00329_46033_6622.N1	19-DEC-2010 19:27:44	Dark	47.000	169	46Gam Hya	2.9910	4700.0	94	46033	No
261	GOM_NL__2PRFIN20101219_193032_000000583097_00329_46033_6623.N1	19-DEC-2010 19:30:32	Dark	58.000	106	9Bet Crv	2.6480	5600.0	116	46033	No
262	GOM_NL__2PRFIN20101219_193455_000000443097_00329_46033_6624.N1	19-DEC-2010 19:34:55	Dark	44.000	64	Gam Cen	2.2000	10600.	88	46033	No
263	GOM_NL__2PRFIN20101219_193636_000000443097_00330_46034_6626.N1	19-DEC-2010 19:36:36	Dark	43.500	99	Del Cen	2.5750	26000.	87	46034	No
264	GOM_NL__2PRFIN20101219_194036_000000473097_00330_46034_6627.N1	19-DEC-2010 19:40:36	Dark	46.500	113	Mu Vel	2.6920	5000.0	93	46034	No
265	GOM_NL__2PRFIN20101219_194407_000000433097_00330_46034_6628.N1	19-DEC-2010 19:44:07	Dark	43.000	71	Iot Car	2.2460	7700.0	86	46034	No
266	GOM_NL__2PRFIN20101219_194850_000000463097_00330_46034_6629.N1	19-DEC-2010 19:48:50	Dark	46.000	34	Gam2Vel	1.7930	23000.	92	46034	No
267	GOM_NL__2PRFIN20101219_195059_000000513097_00330_46034_6630.N1	19-DEC-2010 19:50:59	Dark	51.000	70	Zet Pup	2.2460	39000.	102	46034	No
268	GOM_NL__2PRFIN20101219_195331_000000483097_00330_46034_6631.N1	19-DEC-2010 19:53:31	Dark	47.500	117	Pi Pup	2.7060	3800.0	95	46034	No
269	GOM_NL__2PRFIN20101219_195638_000000523097_00330_46034_6632.N1	19-DEC-2010 19:56:38	Straylight	52.000	23	21Eps CMa	1.5020	26000.	104	46034	No
270	GOM_NL__2PRFIN20101219_195821_000000523097_00330_46034_6633.N1	19-DEC-2010 19:58:21	Straylight	51.500	179	24Omi2CMa	3.0320	24000.	103	46034	No
271	GOM_NL__2PRFIN20101219_200113_000000673097_00330_46034_6634.N1	19-DEC-2010 20:01:13	Straylight	67.000	1	9Alp CMa	-1.4400	11000.	134	46034	No
272	GOM_NL__2PRFIN20101219_200425_000000523097_00330_46034_6635.N1	19-DEC-2010 20:04:25	Straylight	51.500	7	19Bet Ori	0.10000	14000.	103	46034	No
273	GOM_NL__2PRFIN20101219_200633_000000473097_00330_46034_6636.N1	19-DEC-2010 20:06:33	Straylight	47.000	30	46Eps Ori	1.6940	30000.	94	46034	No
274	GOM_NL__2PRFIN20101219_200929_000000583097_00330_46034_6637.N1	19-DEC-2010 20:09:29	Twilight	57.500	14	58Alp Ori	0.87000	3000.0	115	46034	No
275	GOM_NL__2PRFIN20101219_201139_000000533097_00330_46034_6638.N1	19-DEC-2010 20:11:39	Twilight	53.000	13	87Alp Tau	0.86700	3800.0	106	46034	No
276	GOM_NL__2PRFIN20101219_201335_000000423097_00330_46034_6639.N1	19-DEC-2010 20:13:35	Bright	42.000	176	23Zet Tau	3.0200	22000.	84	46034	No
277	GOM_NL__2PRFIN20101219_201539_000000413097_00330_46034_6640.N1	19-DEC-2010 20:15:39	Bright	40.500	28	12Bet Tau	1.6500	15200.	81	46034	No
278	GOM_NL__2PRFIN20101219_201902_000000423097_00330_46034_6641.N1	19-DEC-2010 20:19:02	Bright	42.000	107	37The Aur	2.6490	11000.	84	46034	No

279	GOM_NL__2PRFIN20101219_202033_000000453097_00330_46034_6642.N1	19-DEC-2010 20:20:33	Bright	44.500	6	13Alp Aur	0.080000	3400.0	89	46034	No
280	GOM_NL__2PRFIN20101219_203648_000000343097_00330_46034_6643.N1	19-DEC-2010 20:36:48	Bright	34.000	60	7Bet UMi	2.0810	3950.0	68	46034	No
281	GOM_NL__2PRFIN20101219_204113_000000413097_00330_46034_6644.N1	19-DEC-2010 20:41:13	Bright	41.000	32	77Eps UMa	1.7630	11000.	82	46034	No
282	GOM_NL__2PRFIN20101219_204357_000000383097_00330_46034_6645.N1	19-DEC-2010 20:43:57	Bright	38.000	39	85Eta UMa	1.8540	24000.	76	46034	No
283	GOM_NL__2PRFIN20101219_204726_000000383097_00330_46034_6646.N1	19-DEC-2010 20:47:26	Bright	37.500	180	27Gam Boo	3.0400	8000.0	75	46034	No
284	GOM_NL__2PRFIN20101219_205043_000000383097_00330_46034_6647.N1	19-DEC-2010 20:50:43	Bright	38.000	83		2.3780	11000.	76	46034	No
285	GOM_NL__2PRFIN20101219_205410_000000443097_00330_46034_6648.N1	19-DEC-2010 20:54:10	Bright	43.500	111	8Eta Boo	2.6800	6000.0	87	46034	No
286	GOM_NL__2PRFIN20101219_210429_000000583097_00330_46034_6649.N1	19-DEC-2010 21:04:29	Twilight	57.500	15	67Alp Vir	0.97600	28000.	115	46034	No
287	GOM_NL__2PRFIN20101219_210759_000000473097_00330_46034_6650.N1	19-DEC-2010 21:07:59	Dark	47.000	169	46Gam Hya	2.9910	4700.0	94	46034	No
288	GOM_NL__2PRFIN20101219_211047_000000553097_00330_46034_6651.N1	19-DEC-2010 21:10:47	Dark	55.000	106	9Bet Crv	2.6480	5600.0	110	46034	No
289	GOM_NL__2PRFIN20101219_211510_000000433097_00330_46034_6652.N1	19-DEC-2010 21:15:10	Dark	43.000	64	Gam Cen	2.2000	10600.	86	46034	No
290	GOM_NL__2PRFIN20101219_211651_000000433097_00331_46035_6666.N1	19-DEC-2010 21:16:51	Dark	42.500	99	Del Cen	2.5750	26000.	85	46035	No
291	GOM_NL__2PRFIN20101219_212051_000000473097_00331_46035_6667.N1	19-DEC-2010 21:20:51	Dark	47.000	113	Mu Vel	2.6920	5000.0	94	46035	No
292	GOM_NL__2PRFIN20101219_212422_000000423097_00331_46035_6668.N1	19-DEC-2010 21:24:22	Dark	42.000	71	lot Car	2.2460	7700.0	84	46035	No
293	GOM_NL__2PRFIN20101219_212904_000000483097_00331_46035_6669.N1	19-DEC-2010 21:29:04	Dark	48.000	34	Gam2Vel	1.7930	23000.	96	46035	No
294	GOM_NL__2PRFIN20101219_213113_000000503097_00331_46035_6670.N1	19-DEC-2010 21:31:13	Dark	49.500	70	Zet Pup	2.2460	39000.	99	46035	No
295	GOM_NL__2PRFIN20101219_213346_000000533097_00331_46035_6671.N1	19-DEC-2010 21:33:46	Dark	52.500	117	Pi Pup	2.7060	3800.0	105	46035	No
296	GOM_NL__2PRFIN20101219_213653_000000513097_00331_46035_6672.N1	19-DEC-2010 21:36:53	Straylight	50.500	23	21Eps CMa	1.5020	26000.	101	46035	No
297	GOM_NL__2PRFIN20101219_213836_000000503097_00331_46035_6673.N1	19-DEC-2010 21:38:36	Straylight	50.000	179	24Omi2CMa	3.0320	24000.	100	46035	No
298	GOM_NL__2PRFIN20101219_214127_000000643097_00331_46035_6674.N1	19-DEC-2010 21:41:27	Straylight	64.000	1	9Alp CMa	-1.4400	11000.	128	46035	No
299	GOM_NL__2PRFIN20101219_214439_000000553097_00331_46035_6675.N1	19-DEC-2010 21:44:39	Straylight	54.500	7	19Bet Ori	0.10000	14000.	109	46035	No
300	GOM_NL__2PRFIN20101219_214646_000000483097_00331_46035_6676.N1	19-DEC-2010 21:46:46	Straylight	47.500	30	46Eps Ori	1.6940	30000.	95	46035	No
301	GOM_NL__2PRFIN20101219_214943_000000603097_00331_46035_6677.N1	19-DEC-2010 21:49:43	Twilight	60.000	14	58Alp Ori	0.87000	3000.0	120	46035	No
302	GOM_NL__2PRFIN20101219_215153_000000493097_00331_46035_6678.N1	19-DEC-2010 21:51:53	Twilight	48.500	13	87Alp Tau	0.86700	3800.0	97	46035	No
303	GOM_NL__2PRFIN20101219_215349_000000423097_00331_46035_6679.N1	19-DEC-2010 21:53:49	Bright	41.500	176	23Zet Tau	3.0200	22000.	83	46035	No
304	GOM_NL__2PRFIN20101219_215552_000000433097_00331_46035_6680.N1	19-DEC-2010 21:55:52	Bright	42.500	28	12Bet Tau	1.6500	15200.	85	46035	No
305	GOM_NL__2PRFIN20101219_215915_000000433097_00331_46035_6681.N1	19-DEC-2010 21:59:15	Bright	42.500	107	37The Aur	2.6490	11000.	85	46035	No
306	GOM_NL__2PRFIN20101219_220046_000000423097_00331_46035_6682.N1	19-DEC-2010 22:00:46	Bright	42.000	6	13Alp Aur	0.080000	3400.0	84	46035	No
307	GOM_NL__2PRFIN20101219_221702_000000383097_00331_46035_6683.N1	19-DEC-2010 22:17:02	Bright	38.000	60	7Bet UMi	2.0810	3950.0	76	46035	No
308	GOM_NL__2PRFIN20101219_222126_000000453097_00331_46035_6684.N1	19-DEC-2010 22:21:26	Bright	45.000	32	77Eps UMa	1.7630	11000.	90	46035	No
309	GOM_NL__2PRFIN20101219_222411_000000433097_00331_46035_6685.N1	19-DEC-2010 22:24:11	Bright	42.500	39	85Eta UMa	1.8540	24000.	85	46035	No
310	GOM_NL__2PRFIN20101219_222740_000000383097_00331_46035_6686.N1	19-DEC-2010 22:27:40	Bright	38.000	180	27Gam Boo	3.0400	8000.0	76	46035	No
311	GOM_NL__2PRFIN20101219_223057_000000403097_00331_46035_6687.N1	19-DEC-2010 22:30:57	Bright	39.500	83		2.3780	11000.	79	46035	No
312	GOM_NL__2PRFIN20101219_223424_000000433097_00331_46035_6688.N1	19-DEC-2010 22:34:24	Bright	42.500	111	8Eta Boo	2.6800	6000.0	85	46035	No
313	GOM_NL__2PRFIN20101219_224444_000000543097_00331_46035_6689.N1	19-DEC-2010 22:44:44	Twilight	54.000	15	67Alp Vir	0.97600	28000.	108	46035	No
314	GOM_NL__2PRFIN20101219_224814_000000513097_00331_46035_6690.N1	19-DEC-2010 22:48:14	Dark	50.500	169	46Gam Hya	2.9910	4700.0	101	46035	No
315	GOM_NL__2PRFIN20101219_225102_000000543097_00331_46035_6691.N1	19-DEC-2010 22:51:02	Dark	54.000	106	9Bet Crv	2.6480	5600.0	108	46035	No
316	GOM_NL__2PRFIN20101219_225525_000000443097_00331_46035_6692.N1	19-DEC-2010 22:55:25	Dark	43.500	64	Gam Cen	2.2000	10600.	87	46035	No
317	GOM_NL__2PRFIN20101219_225705_000000413097_00332_46036_6712.N1	19-DEC-2010 22:57:05	Dark	41.000	99	Del Cen	2.5750	26000.	82	46036	No
318	GOM_NL__2PRFIN20101219_230105_000000463097_00332_46036_6713.N1	19-DEC-2010 23:01:05	Dark	45.500	113	Mu Vel	2.6920	5000.0	91	46036	No
319	GOM_NL__2PRFIN20101219_230436_000000413097_00332_46036_6714.N1	19-DEC-2010 23:04:36	Dark	41.000	71	lot Car	2.2460	7700.0	82	46036	No
320	GOM_NL__2PRFIN20101219_230919_000000503097_00332_46036_6715.N1	19-DEC-2010 23:09:19	Dark	50.000	34	Gam2Vel	1.7930	23000.	100	46036	No
321	GOM_NL__2PRFIN20101219_231128_000000513097_00332_46036_6716.N1	19-DEC-2010 23:11:28	Dark	51.000	70	Zet Pup	2.2460	39000.	102	46036	No
322	GOM_NL__2PRFIN20101219_231400_000000543097_00332_46036_6717.N1	19-DEC-2010 23:14:00	Dark	53.500	117	Pi Pup	2.7060	3800.0	107	46036	No
323	GOM_NL__2PRFIN20101219_231707_000000513097_00332_46036_6718.N1	19-DEC-2010 23:17:07	Straylight	50.500	23	21Eps CMa	1.5020	26000.	101	46036	No
324	GOM_NL__2PRFIN20101219_231850_000000503097_00332_46036_6719.N1	19-DEC-2010 23:18:50	Straylight	50.000	179	24Omi2CMa	3.0320	24000.	100	46036	No
325	GOM_NL__2PRFIN20101219_232141_000000653097_00332_46036_6720.N1	19-DEC-2010 23:21:41	Straylight	64.500	1	9Alp CMa	-1.4400	11000.	129	46036	No
326	GOM_NL__2PRFIN20101219_232453_000000493097_00332_46036_6721.N1	19-DEC-2010 23:24:53	Straylight	49.000	7	19Bet Ori	0.10000	14000.	98	46036	No
327	GOM_NL__2PRFIN20101219_232700_000000473097_00332_46036_6722.N1	19-DEC-2010 23:27:00	Straylight	47.000	30	46Eps Ori	1.6940	30000.	94	46036	No
328	GOM_NL__2PRFIN20101219_232956_000000593097_00332_46036_6723.N1	19-DEC-2010 23:29:56	Twilight	58.500	14	58Alp Ori	0.87000	3000.0	117	46036	No
329	GOM_NL__2PRFIN20101219_233207_000000523097_00332_46036_6724.N1	19-DEC-2010 23:32:07	Twilight	51.500	13	87Alp Tau	0.86700	3800.0	103	46036	No
330	GOM_NL__2PRFIN20101219_233402_000000413097_00332_46036_6725.N1	19-DEC-2010 23:34:02	Bright	40.500	176	23Zet Tau	3.0200	22000.	81	46036	No
331	GOM_NL__2PRFIN20101219_233606_000000413097_00332_46036_6726.N1	19-DEC-2010 23:36:06	Bright	40.500	28	12Bet Tau	1.6500	15200.	81	46036	No
332	GOM_NL__2PRFIN20101219_233929_000000423097_00332_46036_6727.N1	19-DEC-2010 23:39:29	Bright	42.000	107	37The Aur	2.6490	11000.	84	46036	No
333	GOM_NL__2PRFIN20101219_234100_000000443097_00332_46036_6728.N1	19-DEC-2010 23:41:00	Bright	44.000	6	13Alp Aur	0.080000	3400.0	88	46036	No
334	GOM_NL__2PRFIN20101219_235716_000000343097_00332_46036_6729.N1	19-DEC-2010 23:57:16	Bright	33.500	60	7Bet UMi	2.0810	3950.0	67	46036	No

### 3. Quality information per product

In this section it is plotted some information contained in the Quality Summary data set of the level 2 products. Only products in dark limb conditions and without errors (error flag in the MPH set to "0") are used.

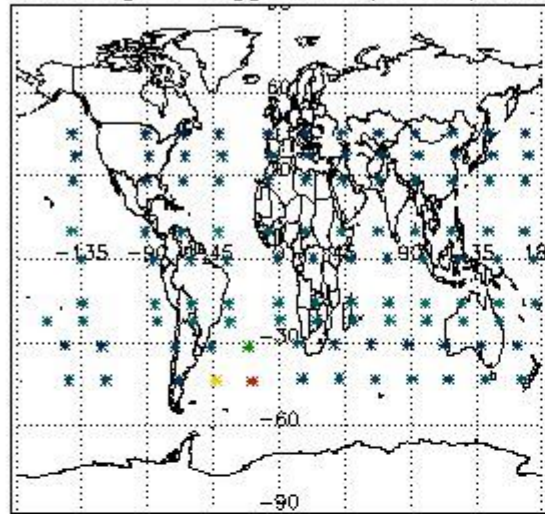
#### 3.1 Plot quality information per product (time dependant)



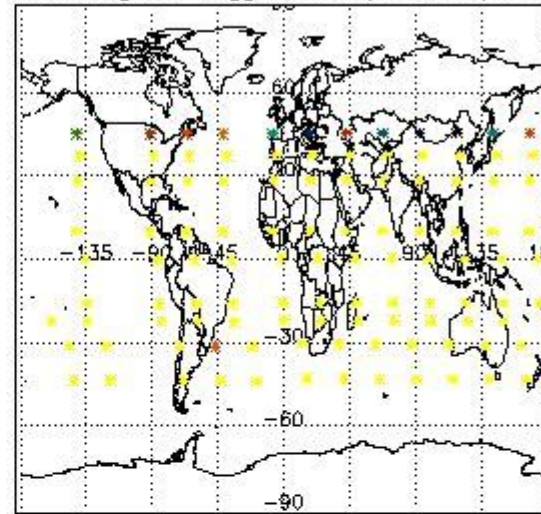
#### 3.2 Plot quality information per product (world map)




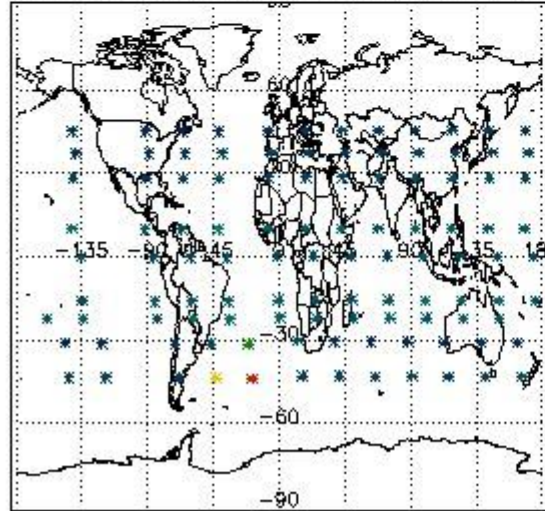
Percentage of flagged data per O3 profile



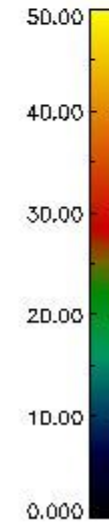
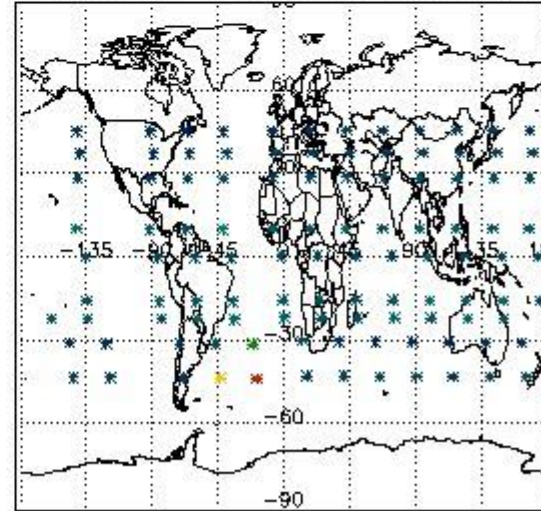
Percentage of flagged data per H2O profile



Percentage of flagged data per NO2 profile



Percentage of flagged data per NO3 profile

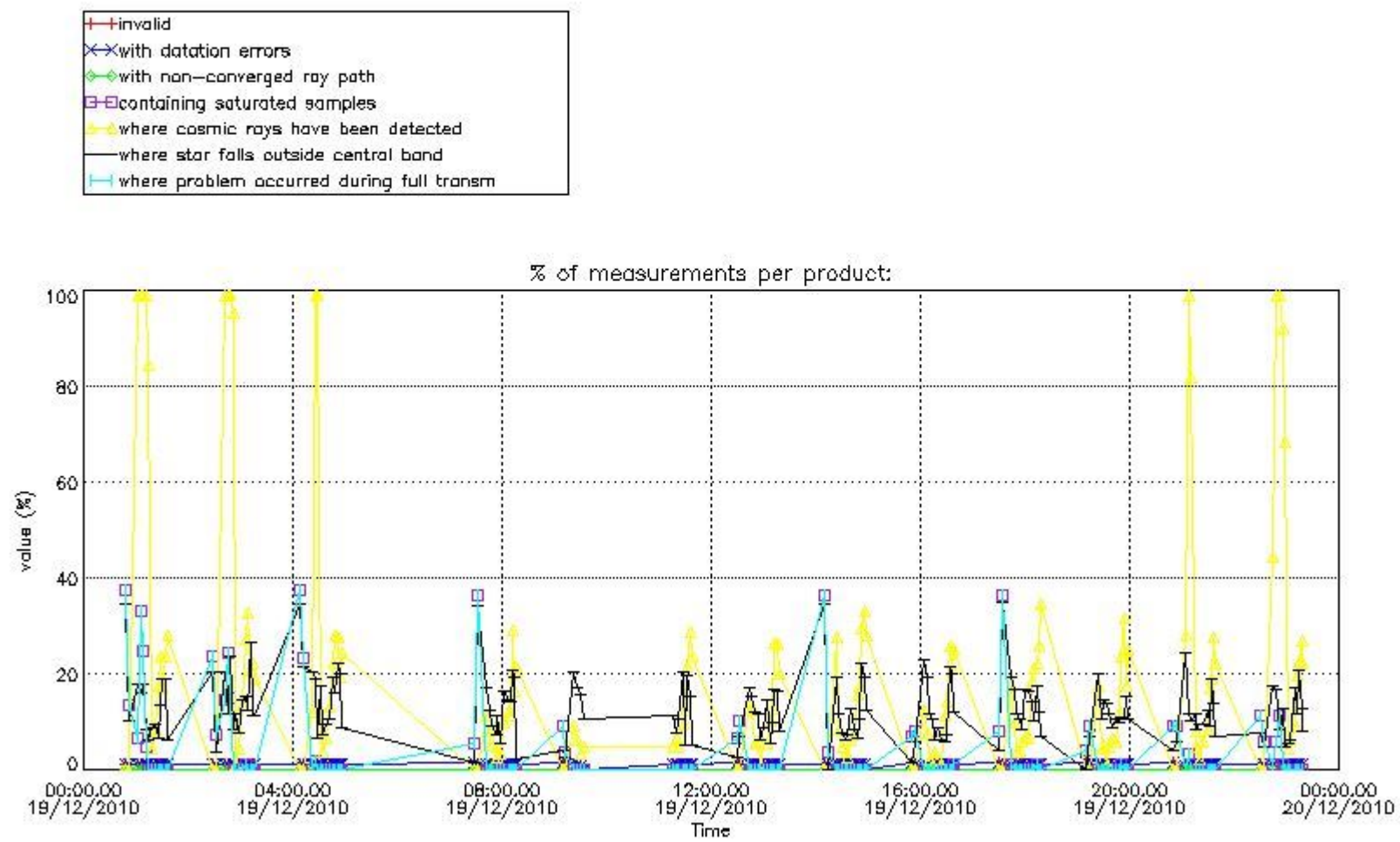


#### 4. Level 1 quality information per product

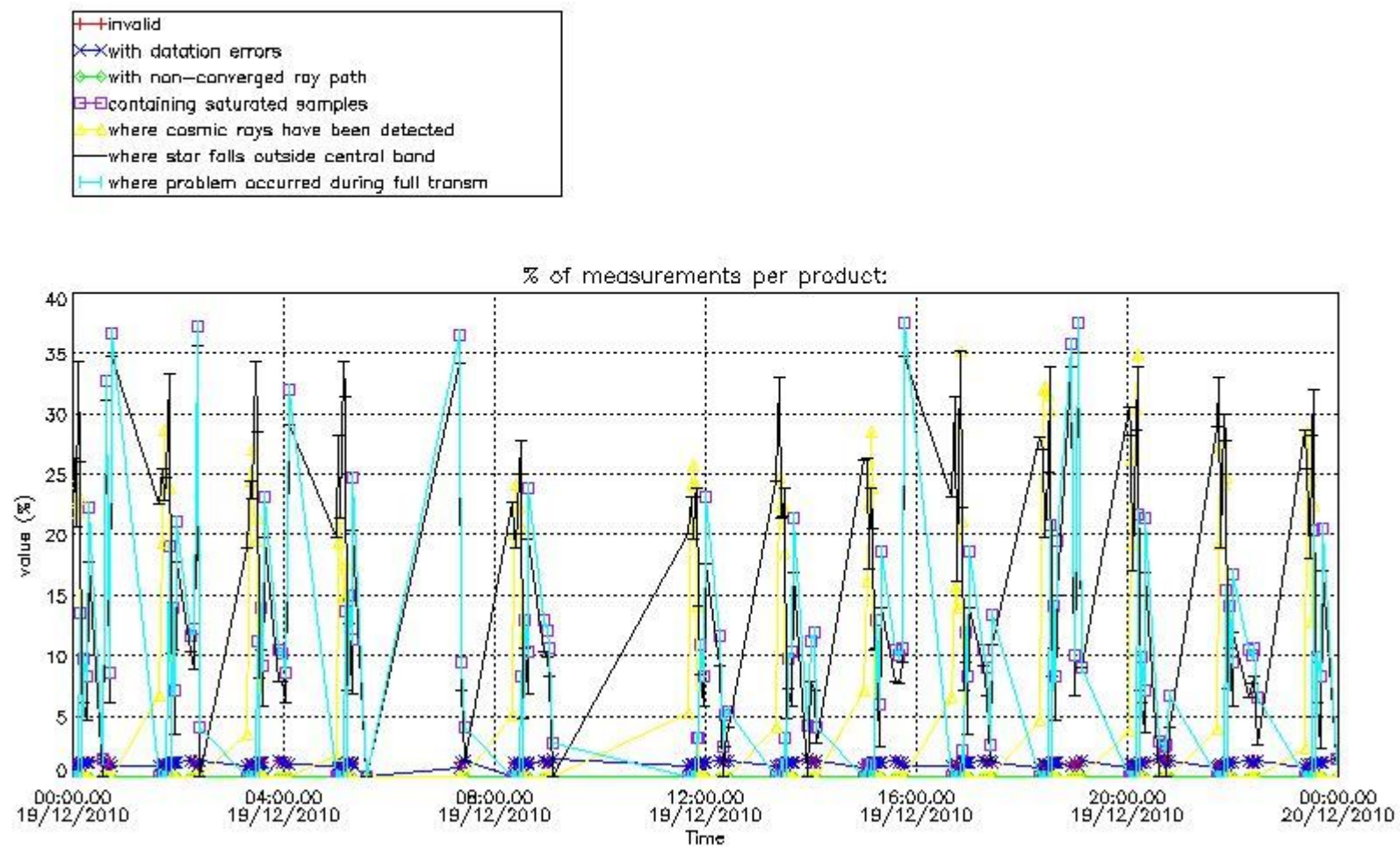
In this section it is plotted some information contained in the Quality Summary data set of the level 2 products that comes from the level 1b processing. Products without errors (error flag in the MPH set to "0") are used.

##### 4.1 Plot quality information per product (time dependant) coming from level 1b processing

###### 4.1.1 Plot level 1 quality information per product (time dependant): ENVISAT ASCENDING passes



4.1.2 Plot level 1 quality information per product (time dependant): ENVISAT DESCENDING passes

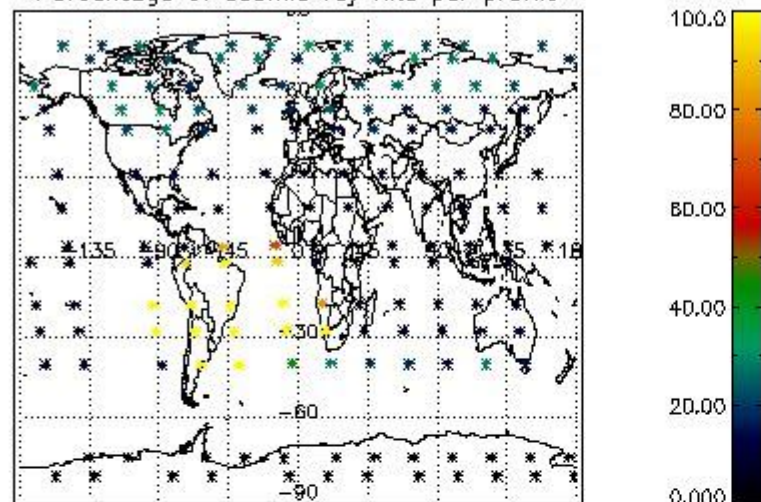


4.2 Plot quality information per product coming from level 1b processing (world map)

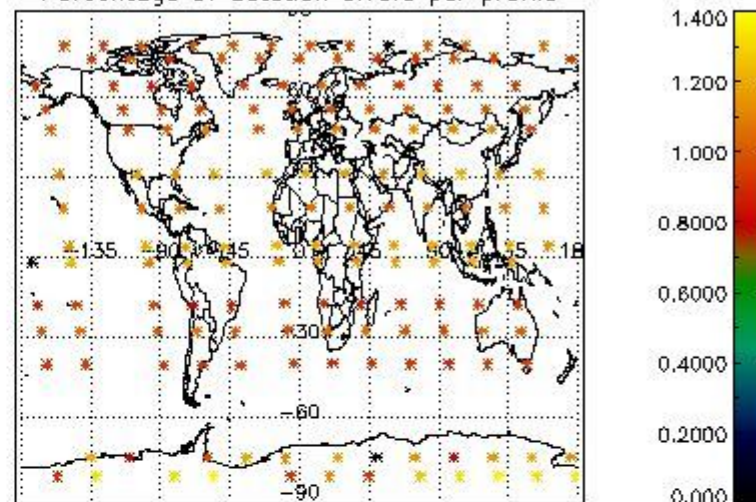
4.2.1 Plot level 1 quality information per product (world map): ENVISAT ASCENDING passes



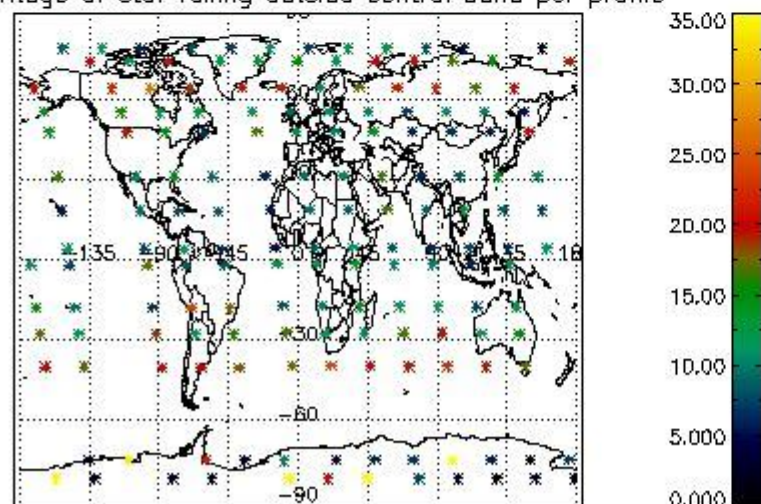
Percentage of cosmic ray hits per profile



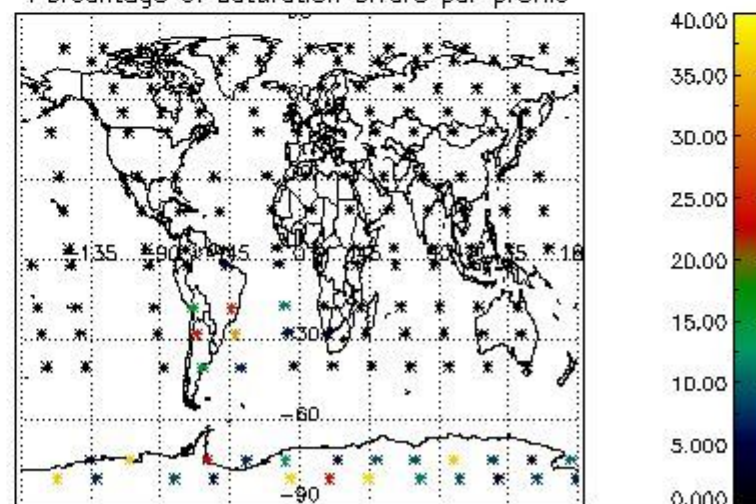
Percentage of datation errors per profile



Percentage of star falling outside central band per profile

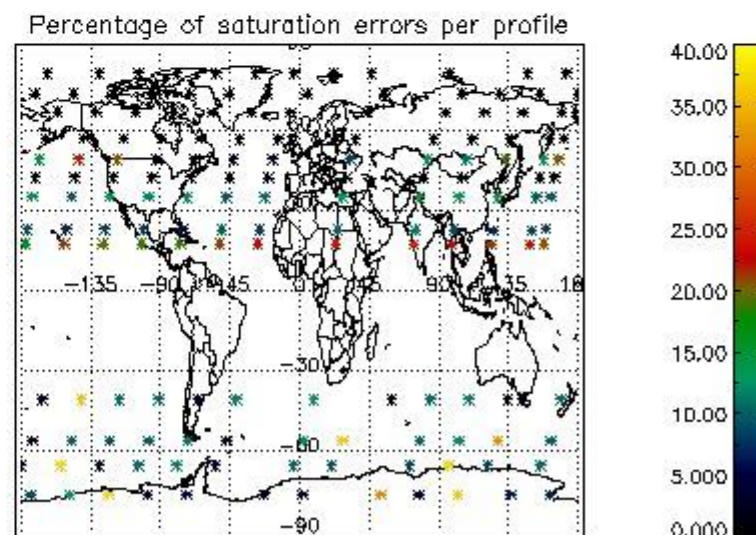
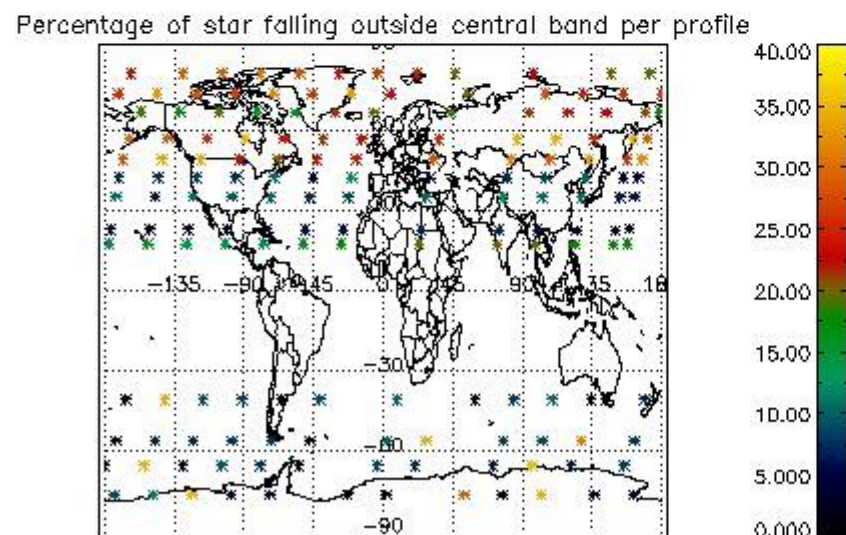
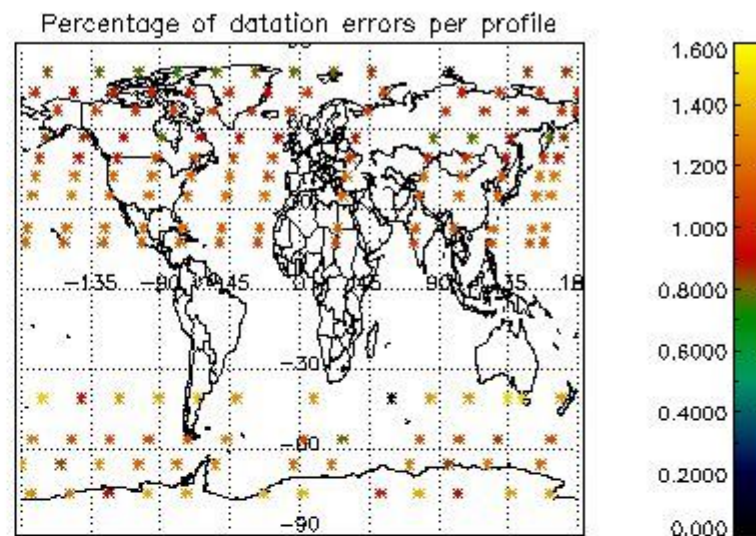
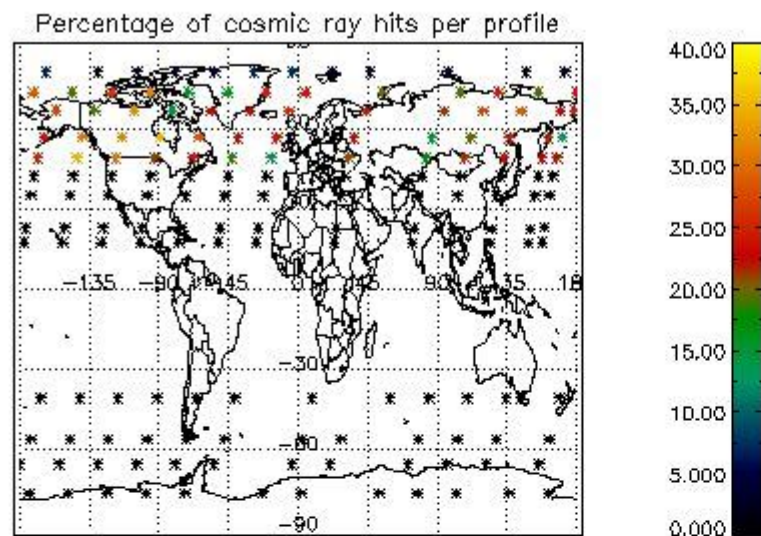


Percentage of saturation errors per profile



4.2.2 Plot level 1 quality information per product (world map): ENVISAT DESCENDING passes





## 5. Trace gas profiles

### 5.1 Ozone statistics based on quality of products

The final quality of the products can be "measured" using the STD (Standard Deviation) attached to every point profile. This information is written to the parameter GOM\_NL\_\_2P/NL\_LOCAL\_SPECIES\_DENSITY/o3\_std of the level 2 products. The table below shows the statistics for given STD ranges.

The statistics are given with respect to the overall valid production:

- Products without fatal errors: GOM\_NL\_\_2P/MPH/PRODUCT\_ERR=0
- Valid point profile: GOM\_NL\_\_2P/NL\_LOCAL\_SPECIES\_DENSITY/pcd(0)=0

The 'Criteria' is applied to valid points of dark limb products:

- Products in dark limb illumination condition: GOM\_NL\_\_2P/NL\_SUMMARY\_QUALITY/obs\_ill\_cond=0
- Products without fatal errors: GOM\_NL\_\_2P/MPH/PRODUCT\_ERR=0
- Valid point profile: GOM\_NL\_\_2P/NL\_LOCAL\_SPECIES\_DENSITY/pcd(0)=0

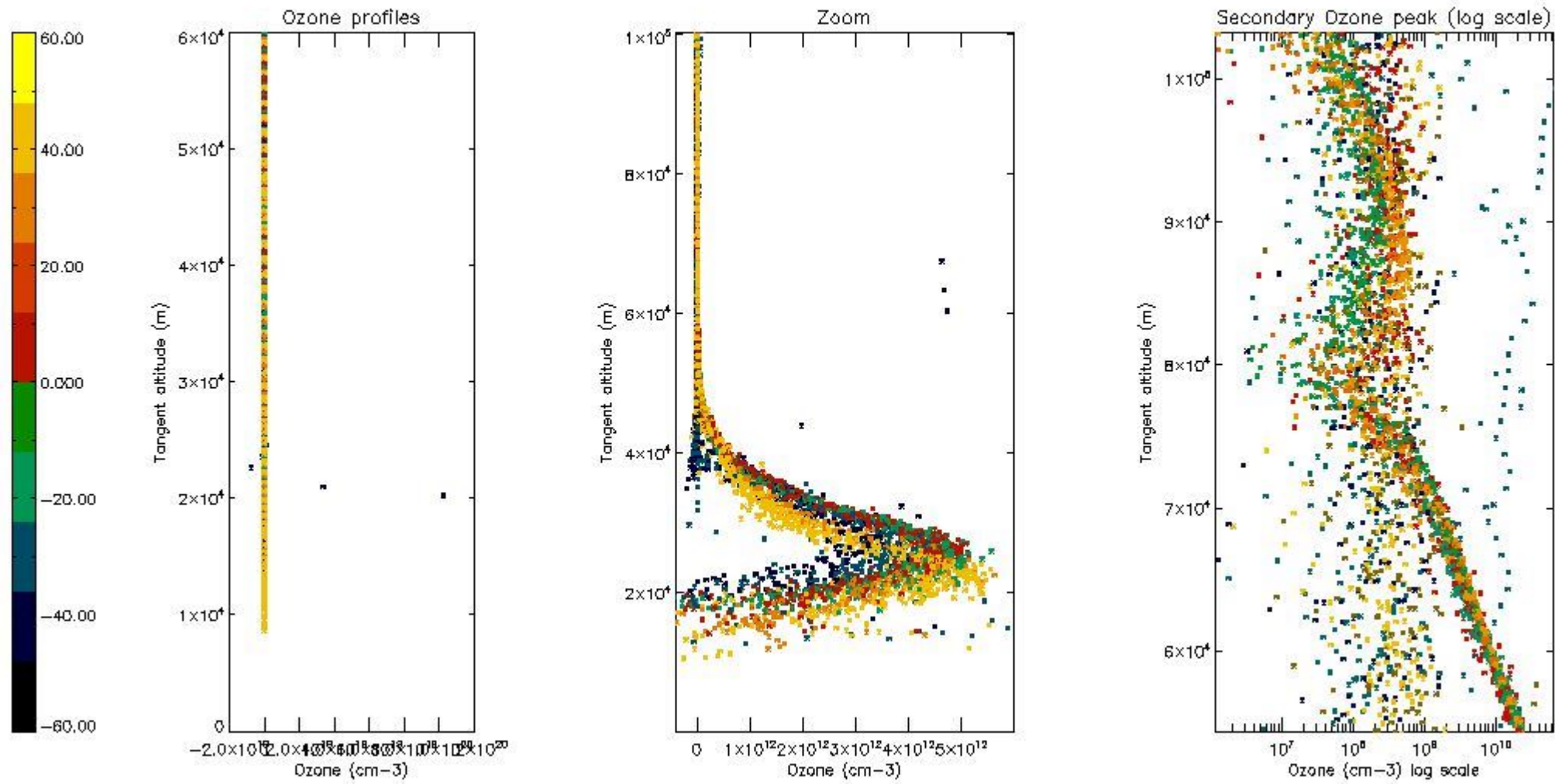
So, the table below shows the percentage of dark limb and valid observations for each criteria with respect to the overall valid daily observations.

Criteria	% of total production
All STD	33
STD < 20	14

STD < 10	10
STD < 5	6

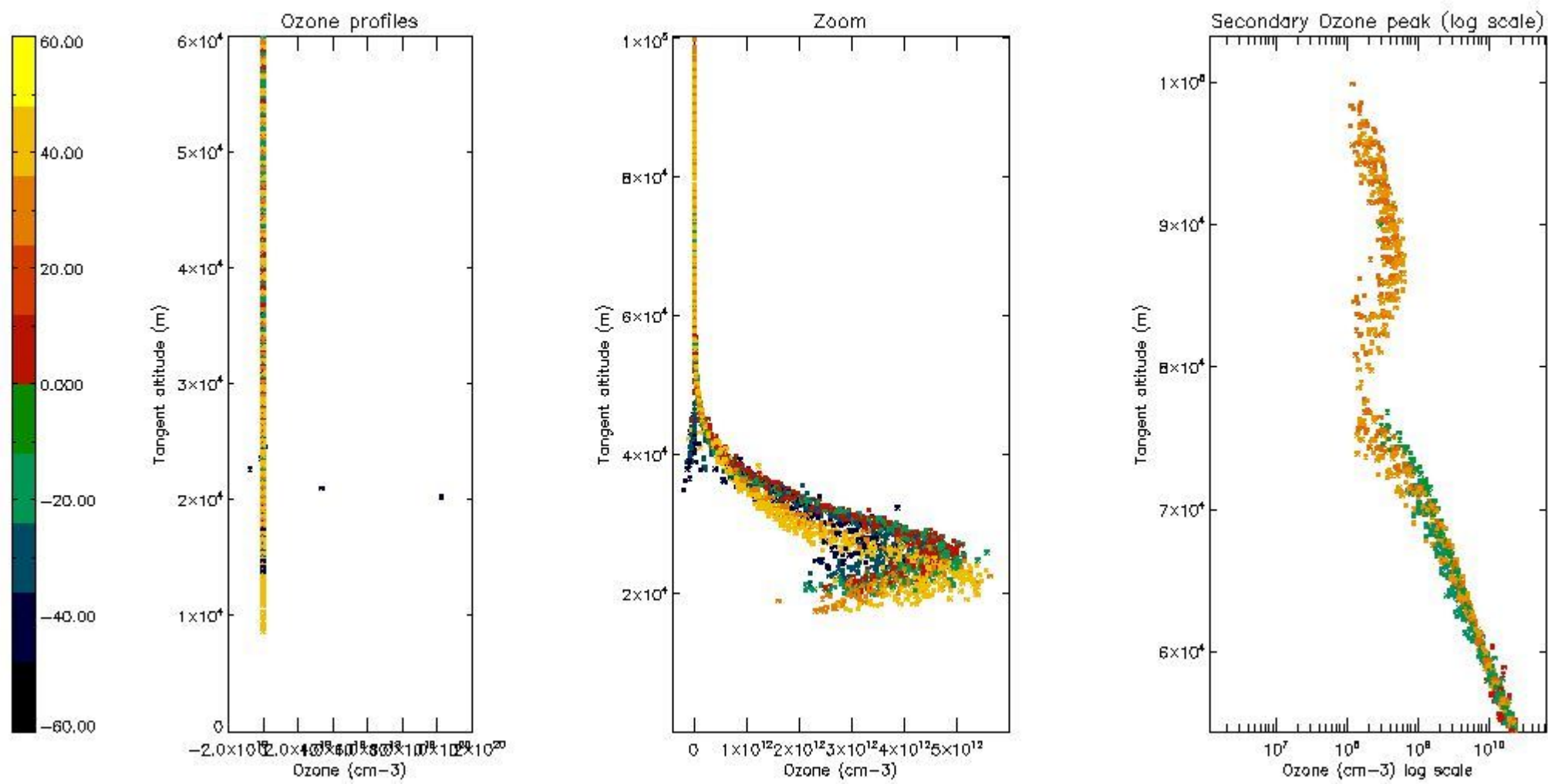
5.2 Plot ozone profiles for all STD (dark without errors)

The colorbar represents the latitude.



5.3 Plot ozone profiles where STD < 20% (dark without errors)

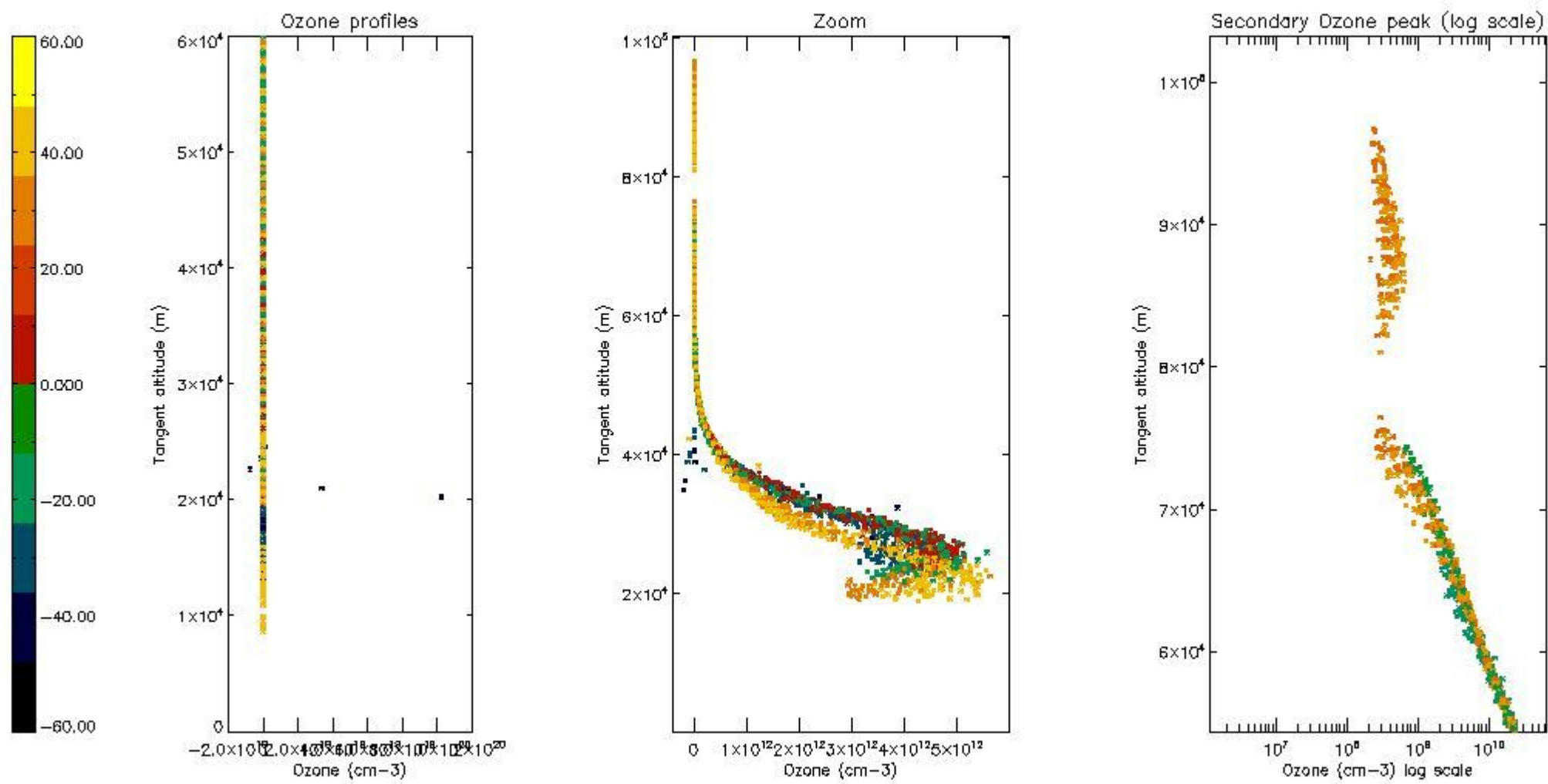
The colorbar represents the latitude.



*5.4 Plot ozone profiles where STD < 10% (dark without errors)*

The colorbar represents the latitude.

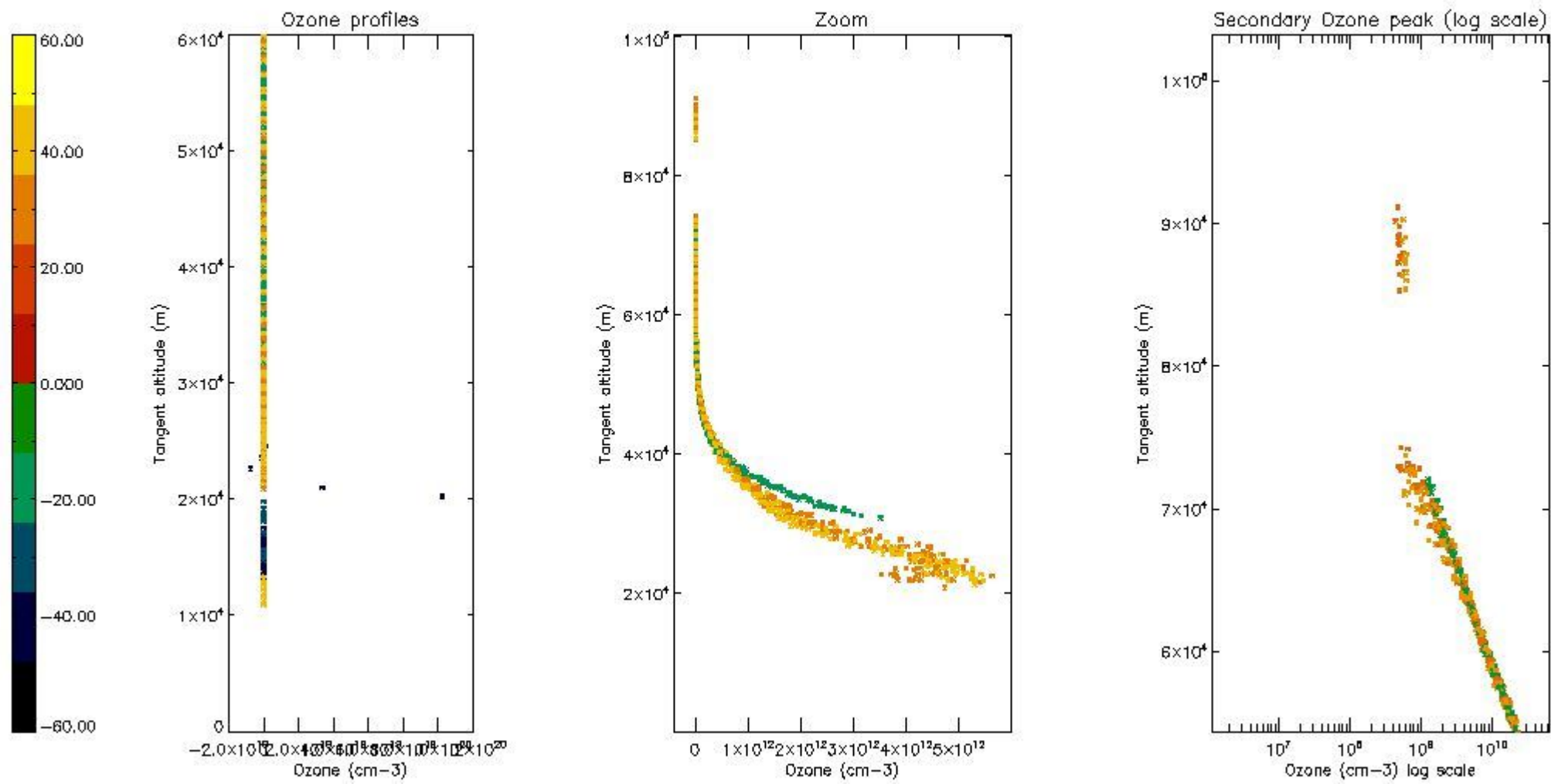




*5.5 Plot ozone profiles where  $STD < 5\%$  (dark without errors)*

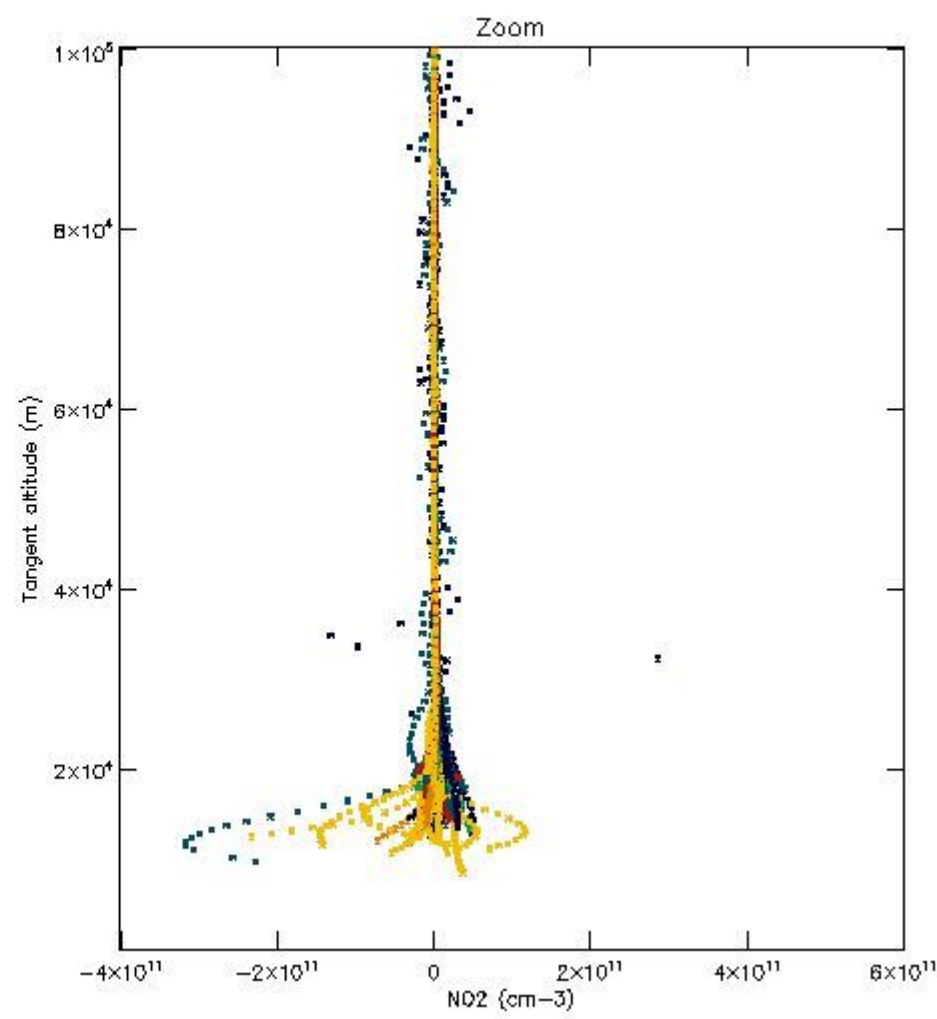
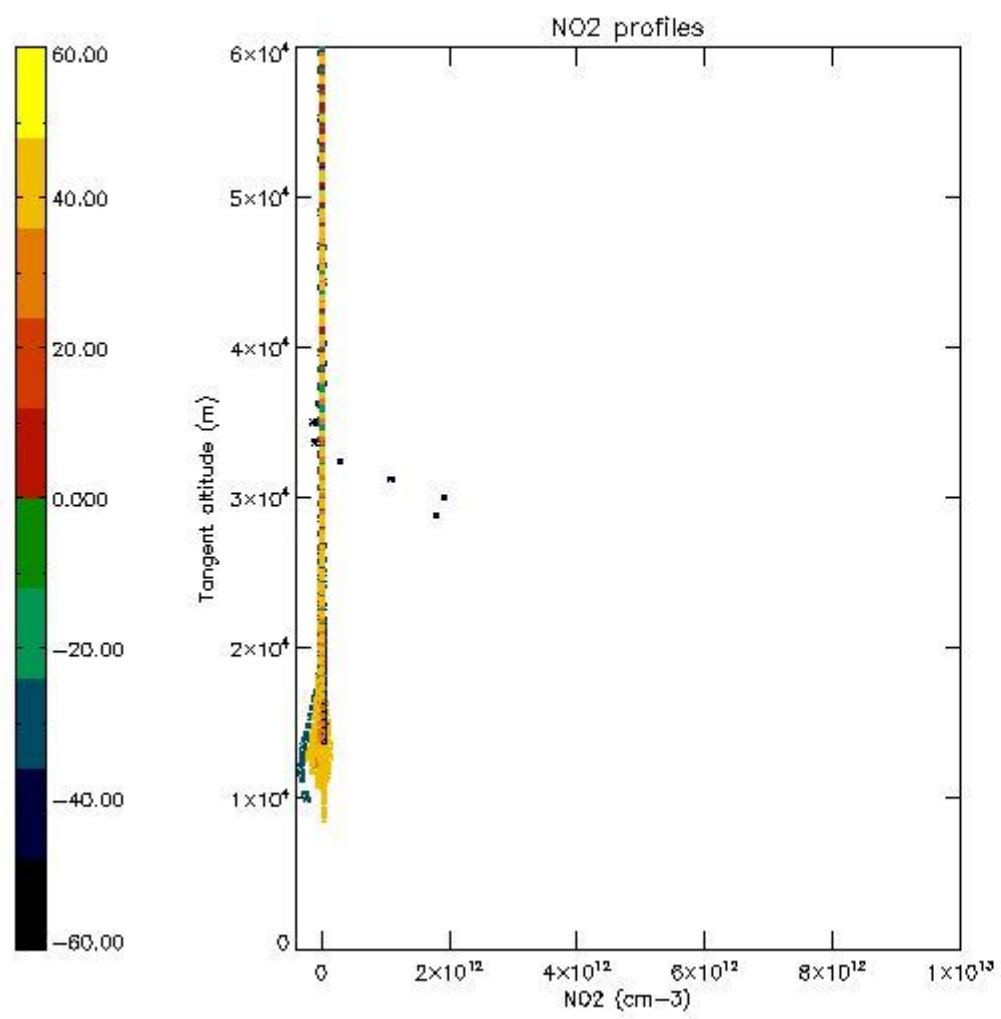
The colorbar represents the latitude.





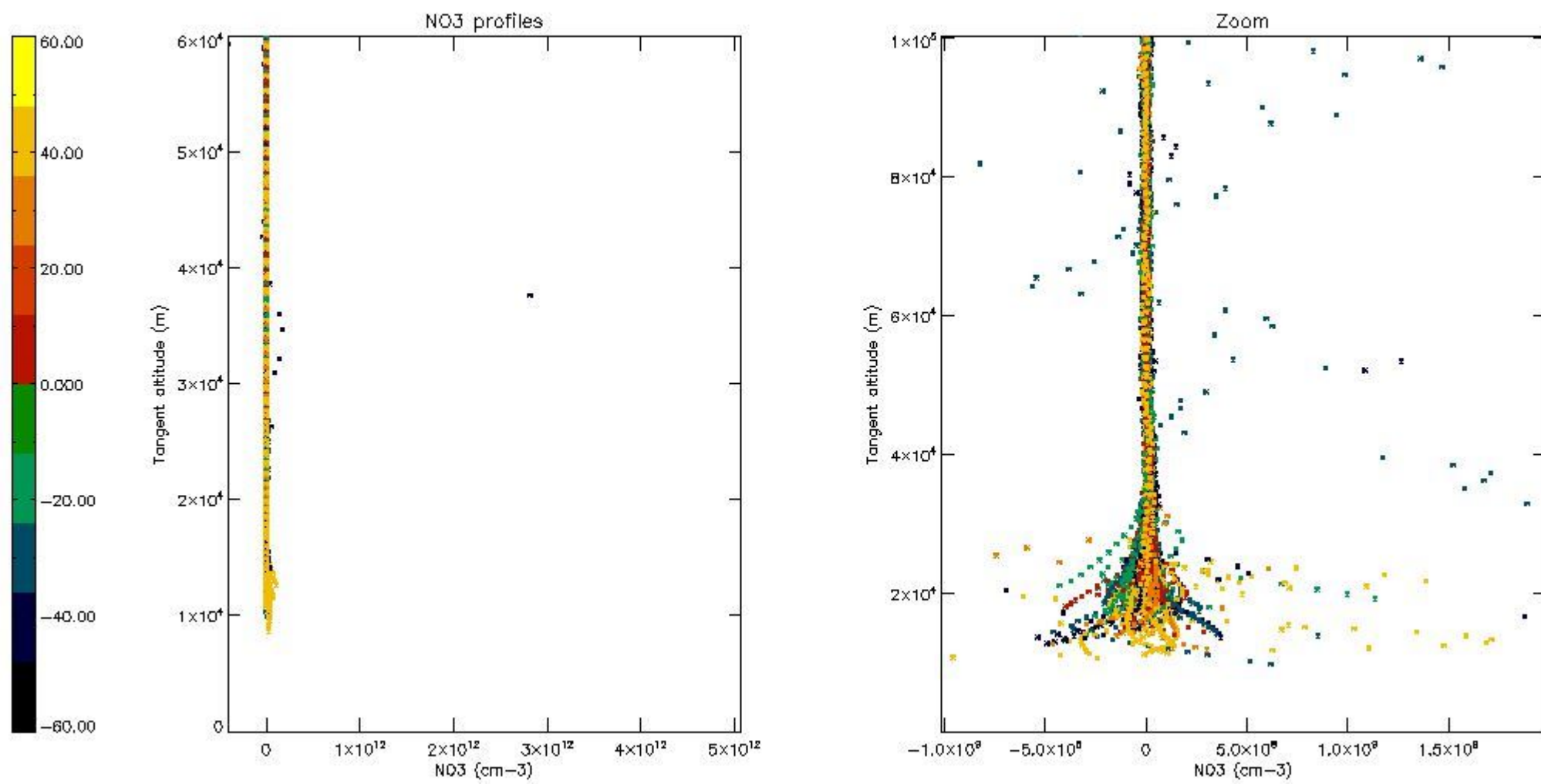
*5.6 Plot NO<sub>2</sub> profiles for all STD (dark without errors)*

The colorbar represents the latitude.



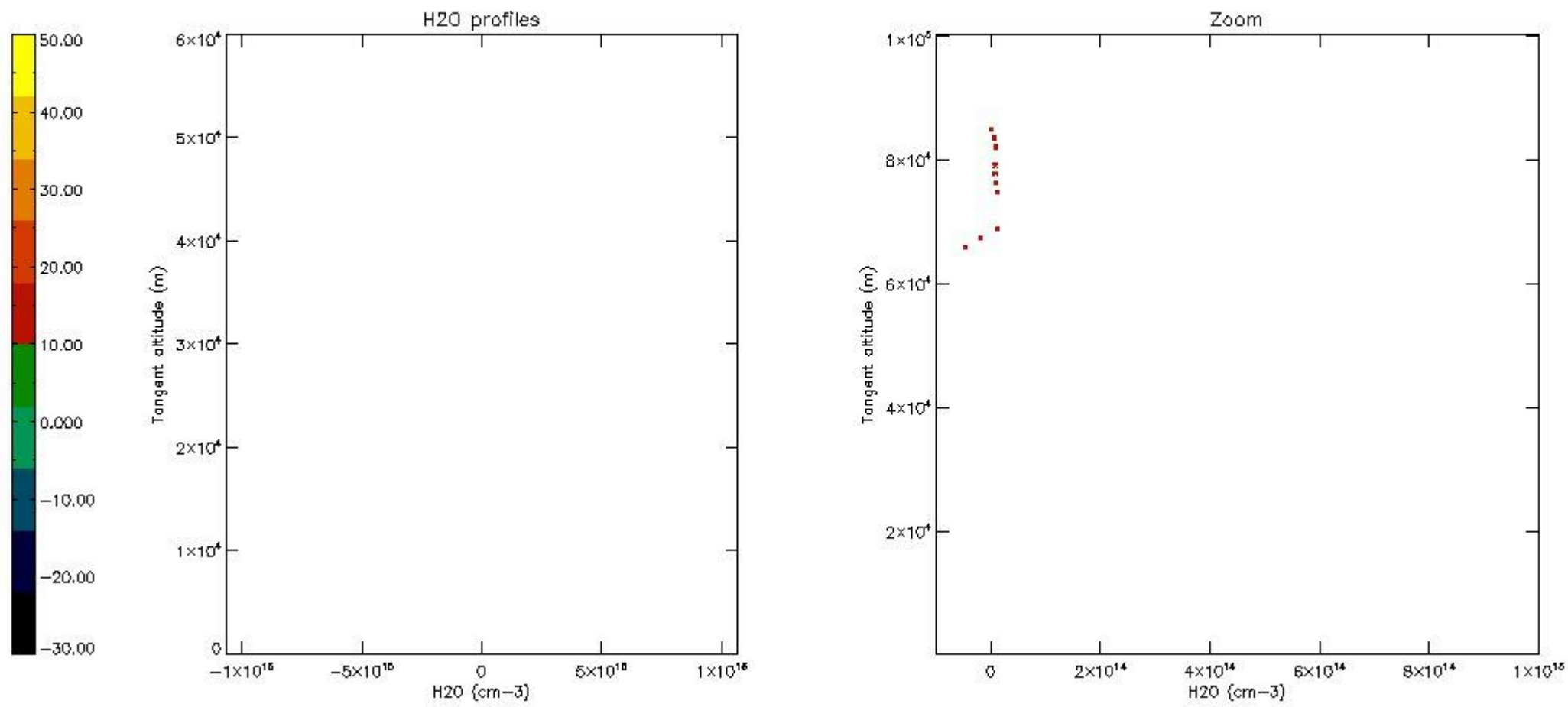
*5.7 Plot NO3 profiles for all STD (dark without errors)*

The colorbar represents the latitude.



*5.8 Plot H2O profiles for all STD (only for occultations of stars 1,2,3,4,13,14,16,26,63 dark without errors)*

The colorbar represents the latitude.



## 6. Auxiliary Data Files used for the production reported in section 2

The number reported in the third column indicates since which file (see list in section 2) the corresponding auxiliary file has been used. The fourth column is the date of those product files.

Type	Auxiliary Filename	Used since product	Used since product date
INST_PHYS_CHARACTERISTICS	GOM_INS_AXVIEC20091111_143220_20030716_120000_20500101_000000	1	19-DEC-2010 00:01:36
LEVEL-2_PROC_CONFIG	GOM_PR2_AXVIEC20091111_152718_20020301_000000_20500101_000000	1	19-DEC-2010 00:01:36
CROSS_SECTIONS_FILE	GOM_CRS_AXVIEC20091111_154832_20020301_000000_20500101_000000	1	19-DEC-2010 00:01:36



# GOMOS Level 2 Daily Report

## SUMMARY

### [1. General Info](#)

### [2. Summary of processed GOM\\_NL\\_2P products](#)

### [3. Level 2 Quality information per product](#)

#### [3.1 Plot of level 2 quality information per product \(time dependant\)](#)

#### [3.2 Plot of level 2 quality information per product \(world map\)](#)

### [4. Level 1 Quality information per product \(stored on level 2 products\)](#)

#### [4.1 Plot of level 1 quality information per product \(time dependant\)](#)

##### [4.1.1 Plot of level 1 quality information per product \(time dependant\): ASCENDING](#)

##### [4.1.2 Plot of level 1 quality information per product \(time dependant\): DESCENDING](#)

#### [4.2 Plot of level 1 quality information per product \(world map\)](#)

##### [4.2.1 Plot of level 1 quality information per product \(world map\): ASCENDING](#)

##### [4.2.2 Plot of level 1 quality information per product \(world map\): DESCENDING](#)

### [5. Ozone profiles based on quality statistics and other trace gas profiles](#)

#### [5.1 Ozone statistics based on quality of products](#)

#### [5.2 Plot ozone profiles for all STD \(dark without errors\)](#)

#### [5.3 Plot ozone profiles where STD < 20% \(dark without errors\)](#)

#### [5.4. Plot ozone profiles where STD < 10% \(dark without errors\)](#)

#### [5.5. Plot ozone profiles where STD < 5% \(dark without errors\)](#)

#### [5.6 Plot NO2 profiles for all STD \(dark without errors\)](#)

#### [5.7 Plot NO3 profiles for all STD \(dark without errors\)](#)

#### [5.8 Plot H2O profiles \(only for occultations of stars 1,2,3,4,13,14,16,26,63 dark without errors\) for all STD](#)

### [6. Auxiliary Data Files used for the production reported in section 2](#)

This report presents the daily analysis on parameters extracted from GOMOS level 2 data (GOM\_NL\_\_2P). It is intended to monitor some important parameters that will impact the quality of these products. A list of level 2 products (and content) that have arrived during the reporting day to the PCF is also given.

Item	Value
Time of report generation	29APR2013 17:28:40
Data source version	GOMOS/6.01
Start time of products	19-12-2010 (19DEC2010 00:00:00)
Stop time of products	20-12-2010 (20DEC2010 00:00:00)
Store outputs in DB	Yes
Nb of level 2 prods	334
Nb of prods with errors	1

## 2. Summary of processed GOM\_NL\_\_2P products.

Nr	Filename	UTC Start time	Limb	Duration	Star Id	Star Name	Star Mag	Star Temp	Nb Meas	Orbit	Prod. error
1	GOM_NL__2PRFIN20101219_000136_000000503097_00318_46022_6292.N1	19-DEC-2010 00:01:36	Straylight	49.500	7	19Bet Ori	0.10000	14000.	99	46022	No
2	GOM_NL__2PRFIN20101219_000345_000000493097_00318_46022_6293.N1	19-DEC-2010 00:03:45	Straylight	48.500	30	46Eps Ori	1.6940	30000.	97	46022	No
3	GOM_NL__2PRFIN20101219_000644_000000643097_00318_46022_6294.N1	19-DEC-2010 00:06:44	Twilight_stray	64.000	14	58Alp Ori	0.87000	3000.0	128	46022	No
4	GOM_NL__2PRFIN20101219_000851_000000483097_00318_46022_6295.N1	19-DEC-2010 00:08:51	Twilight_stray	48.000	13	87Alp Tau	0.86700	3800.0	96	46022	No
5	GOM_NL__2PRFIN20101219_001051_000000413097_00318_46022_6296.N1	19-DEC-2010 00:10:51	Bright	41.000	176	23Zet Tau	3.0200	22000.	82	46022	No
6	GOM_NL__2PRFIN20101219_001254_000000413097_00318_46022_6297.N1	19-DEC-2010 00:12:54	Bright	41.000	28	12Bet Tau	1.6500	15200.	82	46022	No
7	GOM_NL__2PRFIN20101219_001620_000000433097_00318_46022_6298.N1	19-DEC-2010 00:16:20	Bright	42.500	107	37The Aur	2.6490	11000.	85	46022	No
8	GOM_NL__2PRFIN20101219_001748_000000453097_00318_46022_6299.N1	19-DEC-2010 00:17:48	Bright	45.000	6	13Alp Aur	0.080000	3400.0	90	46022	No
9	GOM_NL__2PRFIN20101219_003400_000000343097_00318_46022_6300.N1	19-DEC-2010 00:34:00	Bright	33.500	60	7Bet UMi	2.0810	3950.0	67	46022	No
10	GOM_NL__2PRFIN20101219_003827_000000603097_00318_46022_6301.N1	19-DEC-2010 00:38:27	Bright	59.500	32	77Eps UMa	1.7630	11000.	119	46022	No
11	GOM_NL__2PRFIN20101219_004109_000000413097_00318_46022_6302.N1	19-DEC-2010 00:41:09	Bright	41.000	39	85Eta UMa	1.8540	24000.	82	46022	No
12	GOM_NL__2PRFIN20101219_004436_000000563097_00318_46022_6303.N1	19-DEC-2010 00:44:36	Bright	56.000	180	27Gam Boo	3.0400	8000.0	112	46022	No
13	GOM_NL__2PRFIN20101219_004752_000000553097_00318_46022_6304.N1	19-DEC-2010 00:47:52	Bright	55.000	83		2.3780	11000.	110	46022	No
14	GOM_NL__2PRFIN20101219_005117_000000453097_00318_46022_6305.N1	19-DEC-2010 00:51:17	Bright	45.000	111	8Eta Boo	2.6800	6000.0	90	46022	No
15	GOM_NL__2PRFIN20101219_010130_000000533097_00318_46022_6306.N1	19-DEC-2010 01:01:30	Twilight_stray	53.000	15	67Alp Vir	0.97600	28000.	106	46022	No
16	GOM_NL__2PRFIN20101219_010501_000000503097_00318_46022_6307.N1	19-DEC-2010 01:05:01	Dark	50.000	169	46Gam Hya	2.9910	4700.0	100	46022	No
17	GOM_NL__2PRFIN20101219_010744_000000593097_00318_46022_6308.N1	19-DEC-2010 01:07:44	Dark	59.000	106	9Bet Crv	2.6480	5600.0	118	46022	No
18	GOM_NL__2PRFIN20101219_011213_000000423097_00318_46022_6309.N1	19-DEC-2010 01:12:13	Dark	41.500	64	Gam Cen	2.2000	10600.	83	46022	No
19	GOM_NL__2PRFIN20101219_011354_000000423097_00319_46023_6294.N1	19-DEC-2010 01:13:54	Dark	41.500	99	Del Cen	2.5750	26000.	83	46023	No
20	GOM_NL__2PRFIN20101219_011751_000000473097_00319_46023_6295.N1	19-DEC-2010 01:17:51	Dark	46.500	113	Mu Vel	2.6920	5000.0	93	46023	No
21	GOM_NL__2PRFIN20101219_012126_000000433097_00319_46023_6296.N1	19-DEC-2010 01:21:26	Dark	42.500	71	Iot Car	2.2460	7700.0	85	46023	No
22	GOM_NL__2PRFIN20101219_012608_000000463097_00319_46023_6297.N1	19-DEC-2010 01:26:08	Dark	45.500	34	Gam2Vel	1.7930	23000.	91	46023	No
23	GOM_NL__2PRFIN20101219_012816_000000533097_00319_46023_6298.N1	19-DEC-2010 01:28:16	Dark	52.500	70	Zet Pup	2.2460	39000.	105	46023	No
24	GOM_NL__2PRFIN20101219_013051_000000533097_00319_46023_6299.N1	19-DEC-2010 01:30:51	Dark	53.000	117	Pi Pup	2.7060	3800.0	106	46023	No
25	GOM_NL__2PRFIN20101219_013400_000000553097_00319_46023_6300.N1	19-DEC-2010 01:34:00	Straylight	55.000	23	21Eps CMa	1.5020	26000.	110	46023	No
26	GOM_NL__2PRFIN20101219_013543_000000503097_00319_46023_6301.N1	19-DEC-2010 01:35:43	Straylight	50.000	179	24Omi2CMa	3.0320	24000.	100	46023	No
27	GOM_NL__2PRFIN20101219_013837_000000603097_00319_46023_6302.N1	19-DEC-2010 01:38:37	Straylight	60.000	1	9Alp CMa	-1.4400	11000.	120	46023	No
28	GOM_NL__2PRFIN20101219_014150_000000493097_00319_46023_6303.N1	19-DEC-2010 01:41:50	Straylight	49.000	7	19Bet Ori	0.10000	14000.	98	46023	No
29	GOM_NL__2PRFIN20101219_014359_000000513097_00319_46023_6304.N1	19-DEC-2010 01:43:59	Straylight	50.500	30	46Eps Ori	1.6940	30000.	101	46023	No
30	GOM_NL__2PRFIN20101219_014657_000000573097_00319_46023_6305.N1	19-DEC-2010 01:46:57	Twilight_stray	56.500	14	58Alp Ori	0.87000	3000.0	113	46023	No
31	GOM_NL__2PRFIN20101219_014905_000000533097_00319_46023_6306.N1	19-DEC-2010 01:49:05	Twilight_stray	52.500	13	87Alp Tau	0.86700	3800.0	105	46023	No
32	GOM_NL__2PRFIN20101219_015104_000000443097_00319_46023_6307.N1	19-DEC-2010 01:51:04	Bright	44.000	176	23Zet Tau	3.0200	22000.	88	46023	No
33	GOM_NL__2PRFIN20101219_015308_000000433097_00319_46023_6308.N1	19-DEC-2010 01:53:08	Bright	43.000	28	12Bet Tau	1.6500	15200.	86	46023	No
34	GOM_NL__2PRFIN20101219_015633_000000433097_00319_46023_6309.N1	19-DEC-2010 01:56:33	Bright	42.500	107	37The Aur	2.6490	11000.	85	46023	No
35	GOM_NL__2PRFIN20101219_015801_000000453097_00319_46023_6310.N1	19-DEC-2010 01:58:01	Bright	45.000	6	13Alp Aur	0.080000	3400.0	90	46023	No
36	GOM_NL__2PRFIN20101219_021414_000000393097_00319_46023_6311.N1	19-DEC-2010 02:14:14	Bright	38.500	60	7Bet UMi	2.0810	3950.0	77	46023	No
37	GOM_NL__2PRFIN20101219_021841_000000453097_00319_46023_6312.N1	19-DEC-2010 02:18:41	Bright	45.000	32	77Eps UMa	1.7630	11000.	90	46023	No
38	GOM_NL__2PRFIN20101219_022123_000000593097_00319_46023_6313.N1	19-DEC-2010 02:21:23	Bright	59.000	39	85Eta UMa	1.8540	24000.	118	46023	No
39	GOM_NL__2PRFIN20101219_022450_000000373097_00319_46023_6314.N1	19-DEC-2010 02:24:50	Bright	36.500	180	27Gam Boo	3.0400	8000.0	73	46023	No
40	GOM_NL__2PRFIN20101219_022807_000000453097_00319_46023_6315.N1	19-DEC-2010 02:28:07	Bright	44.500	83		2.3780	11000.	89	46023	No
41	GOM_NL__2PRFIN20101219_023132_000000423097_00319_46023_6316.N1	19-DEC-2010 02:31:32	Bright	42.000	111	8Eta Boo	2.6800	6000.0	84	46023	No
42	GOM_NL__2PRFIN20101219_024145_000000553097_00319_46023_6317.N1	19-DEC-2010 02:41:45	Twilight_stray	54.500	15	67Alp Vir	0.97600	28000.	109	46023	No

43	GOM_NL__2PRFIN20101219_024515_000000473097_00319_46023_6318.N1	19-DEC-2010 02:45:15	Dark	47.000	169	46Gam Hya	2.9910	4700.0	94	46023	No
44	GOM_NL__2PRFIN20101219_024759_000000643097_00319_46023_6319.N1	19-DEC-2010 02:47:59	Dark	63.500	106	9Bet Crv	2.6480	5600.0	127	46023	No
45	GOM_NL__2PRFIN20101219_025228_000000423097_00319_46023_6320.N1	19-DEC-2010 02:52:28	Dark	41.500	64	Gam Cen	2.2000	10600.	83	46023	No
46	GOM_NL__2PRFIN20101219_025408_000000433097_00320_46024_6304.N1	19-DEC-2010 02:54:08	Dark	43.000	99	Del Cen	2.5750	26000.	86	46024	No
47	GOM_NL__2PRFIN20101219_025806_000000473097_00320_46024_6305.N1	19-DEC-2010 02:58:06	Dark	46.500	113	Mu Vel	2.6920	5000.0	93	46024	No
48	GOM_NL__2PRFIN20101219_030141_000000453097_00320_46024_6306.N1	19-DEC-2010 03:01:41	Dark	44.500	71	Iot Car	2.2460	7700.0	89	46024	No
49	GOM_NL__2PRFIN20101219_030623_000000503097_00320_46024_6307.N1	19-DEC-2010 03:06:23	Dark	49.500	34	Gam2Vel	1.7930	23000.	99	46024	No
50	GOM_NL__2PRFIN20101219_030831_000000523097_00320_46024_6308.N1	19-DEC-2010 03:08:31	Dark	52.000	70	Zet Pup	2.2460	39000.	104	46024	No
51	GOM_NL__2PRFIN20101219_031106_000000583097_00320_46024_6309.N1	19-DEC-2010 03:11:06	Dark	58.000	117	Pi Pup	2.7060	3800.0	116	46024	No
52	GOM_NL__2PRFIN20101219_031414_000000503097_00320_46024_6310.N1	19-DEC-2010 03:14:14	Straylight	49.500	23	21Eps CMa	1.5020	26000.	99	46024	No
53	GOM_NL__2PRFIN20101219_031558_000000533097_00320_46024_6311.N1	19-DEC-2010 03:15:58	Straylight	53.000	179	24Omi2CMa	3.0320	24000.	106	46024	No
54	GOM_NL__2PRFIN20101219_031851_000000583097_00320_46024_6312.N1	19-DEC-2010 03:18:51	Straylight	58.000	1	9Alp CMa	-1.4400	11000.	116	46024	No
55	GOM_NL__2PRFIN20101219_032204_000000493097_00320_46024_6313.N1	19-DEC-2010 03:22:04	Straylight	49.000	7	19Bet Ori	0.10000	14000.	98	46024	No
56	GOM_NL__2PRFIN20101219_032413_000000503097_00320_46024_6314.N1	19-DEC-2010 03:24:13	Straylight	50.000	30	46Eps Ori	1.6940	30000.	100	46024	No
57	GOM_NL__2PRFIN20101219_032711_000000643097_00320_46024_6315.N1	19-DEC-2010 03:27:11	Tw_i_and_stray	64.000	14	58Alp Ori	0.87000	3000.0	128	46024	No
58	GOM_NL__2PRFIN20101219_032919_000000493097_00320_46024_6316.N1	19-DEC-2010 03:29:19	Tw_i_and_stray	49.000	13	87Alp Tau	0.86700	3800.0	98	46024	No
59	GOM_NL__2PRFIN20101219_033118_000000433097_00320_46024_6317.N1	19-DEC-2010 03:31:18	Bright	43.000	176	23Zet Tau	3.0200	22000.	86	46024	No
60	GOM_NL__2PRFIN20101219_033322_000000433097_00320_46024_6318.N1	19-DEC-2010 03:33:22	Bright	43.000	28	12Bet Tau	1.6500	15200.	86	46024	No
61	GOM_NL__2PRFIN20101219_033647_000000443097_00320_46024_6319.N1	19-DEC-2010 03:36:47	Bright	43.500	107	37The Aur	2.6490	11000.	87	46024	No
62	GOM_NL__2PRFIN20101219_033815_000000463097_00320_46024_6320.N1	19-DEC-2010 03:38:15	Bright	45.500	6	13Alp Aur	0.080000	3400.0	91	46024	No
63	GOM_NL__2PRFIN20101219_035428_000000383097_00320_46024_6321.N1	19-DEC-2010 03:54:28	Bright	38.000	60	7Bet UMi	2.0810	3950.0	76	46024	No
64	GOM_NL__2PRFIN20101219_035855_000000453097_00320_46024_6322.N1	19-DEC-2010 03:58:55	Bright	44.500	32	77Eps UMa	1.7630	11000.	89	46024	No
65	GOM_NL__2PRFIN20101219_040137_000000413097_00320_46024_6323.N1	19-DEC-2010 04:01:37	Bright	41.000	39	85Eta UMa	1.8540	24000.	82	46024	No
66	GOM_NL__2PRFIN20101219_040504_000000523097_00320_46024_6324.N1	19-DEC-2010 04:05:04	Bright	51.500	180	27Gam Boo	3.0400	8000.0	103	46024	No
67	GOM_NL__2PRFIN20101219_040821_000000553097_00320_46024_6325.N1	19-DEC-2010 04:08:21	Bright	55.000	83		2.3780	11000.	110	46024	No
68	GOM_NL__2PRFIN20101219_041146_000000523097_00320_46024_6326.N1	19-DEC-2010 04:11:46	Bright	51.500	111	8Eta Boo	2.6800	6000.0	103	46024	No
69	GOM_NL__2PRFIN20101219_042200_000000553097_00320_46024_6327.N1	19-DEC-2010 04:22:00	Tw_i_and_stray	54.500	15	67Alp Vir	0.97600	28000.	109	46024	No
70	GOM_NL__2PRFIN20101219_042530_000000513097_00320_46024_6328.N1	19-DEC-2010 04:25:30	Dark	50.500	169	46Gam Hya	2.9910	4700.0	101	46024	No
71	GOM_NL__2PRFIN20101219_042814_000000533097_00320_46024_6329.N1	19-DEC-2010 04:28:14	Dark	52.500	106	9Bet Crv	2.6480	5600.0	105	46024	No
72	GOM_NL__2PRFIN20101219_043243_000000463097_00320_46024_6330.N1	19-DEC-2010 04:32:43	Dark	46.000	64	Gam Cen	2.2000	10600.	92	46024	No
73	GOM_NL__2PRFIN20101219_043423_000000423097_00321_46025_6333.N1	19-DEC-2010 04:34:23	Dark	41.500	99	Del Cen	2.5750	26000.	83	46025	No
74	GOM_NL__2PRFIN20101219_043821_000000473097_00321_46025_6334.N1	19-DEC-2010 04:38:21	Dark	47.000	113	Mu Vel	2.6920	5000.0	94	46025	No
75	GOM_NL__2PRFIN20101219_044156_000000433097_00321_46025_6335.N1	19-DEC-2010 04:41:56	Dark	42.500	71	Iot Car	2.2460	7700.0	85	46025	No
76	GOM_NL__2PRFIN20101219_044637_000000523097_00321_46025_6336.N1	19-DEC-2010 04:46:37	Dark	52.000	34	Gam2Vel	1.7930	23000.	104	46025	No
77	GOM_NL__2PRFIN20101219_044846_000000543097_00321_46025_6337.N1	19-DEC-2010 04:48:46	Dark	53.500	70	Zet Pup	2.2460	39000.	107	46025	No
78	GOM_NL__2PRFIN20101219_045121_000000553097_00321_46025_6338.N1	19-DEC-2010 04:51:21	Dark	54.500	117	Pi Pup	2.7060	3800.0	109	46025	No
79	GOM_NL__2PRFIN20101219_045429_000000553097_00321_46025_6339.N1	19-DEC-2010 04:54:29	Straylight	55.000	23	21Eps CMa	1.5020	26000.	110	46025	No
80	GOM_NL__2PRFIN20101219_045612_000000523097_00321_46025_6340.N1	19-DEC-2010 04:56:12	Straylight	51.500	179	24Omi2CMa	3.0320	24000.	103	46025	No
81	GOM_NL__2PRFIN20101219_045906_000000583097_00321_46025_6341.N1	19-DEC-2010 04:59:06	Straylight	58.000	1	9Alp CMa	-1.4400	11000.	116	46025	No
82	GOM_NL__2PRFIN20101219_050218_000000523097_00321_46025_6342.N1	19-DEC-2010 05:02:18	Straylight	51.500	7	19Bet Ori	0.10000	14000.	103	46025	No
83	GOM_NL__2PRFIN20101219_050427_000000493097_00321_46025_6343.N1	19-DEC-2010 05:04:27	Straylight	49.000	30	46Eps Ori	1.6940	30000.	98	46025	No
84	GOM_NL__2PRFIN20101219_050725_000000643097_00321_46025_6344.N1	19-DEC-2010 05:07:25	Tw_i_and_stray	64.000	14	58Alp Ori	0.87000	3000.0	128	46025	No
85	GOM_NL__2PRFIN20101219_050933_000000513097_00321_46025_6345.N1	19-DEC-2010 05:09:33	Tw_i_and_stray	51.000	13	87Alp Tau	0.86700	3800.0	102	46025	No
86	GOM_NL__2PRFIN20101219_051132_000000423097_00321_46025_6346.N1	19-DEC-2010 05:11:32	Bright	42.000	176	23Zet Tau	3.0200	22000.	84	46025	No
87	GOM_NL__2PRFIN20101219_051335_000000443097_00321_46025_6347.N1	19-DEC-2010 05:13:35	Bright	43.500	28	12Bet Tau	1.6500	15200.	87	46025	No
88	GOM_NL__2PRFIN20101219_051700_000000443097_00321_46025_6348.N1	19-DEC-2010 05:17:00	Bright	44.000	107	37The Aur	2.6490	11000.	88	46025	No
89	GOM_NL__2PRFIN20101219_051829_000000473097_00321_46025_6349.N1	19-DEC-2010 05:18:29	Bright	46.500	6	13Alp Aur	0.080000	3400.0	93	46025	No
90	GOM_NL__2PRFIN20101219_053442_000000113097_00321_46025_6350.N1	19-DEC-2010 05:34:42	Tw_i_and_stray	11.000	60	7Bet UMi	2.0810	3950.0	22	46025	No
91	GOM_NL__2PRFIN20101219_071456_000000373097_00322_46026_6373.N1	19-DEC-2010 07:14:56	Dark	37.000	60	7Bet UMi	2.0810	3950.0	74	46026	Yes
92	GOM_NL__2PRFIN20101219_071923_000000633097_00322_46026_6374.N1	19-DEC-2010 07:19:23	Bright	63.000	32	77Eps UMa	1.7630	11000.	126	46026	No
93	GOM_NL__2PRFIN20101219_072205_000000423097_00322_46026_6375.N1	19-DEC-2010 07:22:05	Bright	42.000	39	85Eta UMa	1.8540	24000.	84	46026	No
94	GOM_NL__2PRFIN20101219_072533_000000373097_00322_46026_6376.N1	19-DEC-2010 07:25:33	Bright	36.500	180	27Gam Boo	3.0400	8000.0	73	46026	No
95	GOM_NL__2PRFIN20101219_072849_000000373097_00322_46026_6377.N1	19-DEC-2010 07:28:49	Bright	36.500	83		2.3780	11000.	73	46026	No
96	GOM_NL__2PRFIN20101219_073215_000000633097_00322_46026_6378.N1	19-DEC-2010 07:32:15	Bright	63.000	111	8Eta Boo	2.6800	6000.0	126	46026	No
97	GOM_NL__2PRFIN20101219_074230_000000533097_00322_46026_6379.N1	19-DEC-2010 07:42:30	Tw_i_and_stray	53.000	15	67Alp Vir	0.97600	28000.	106	46026	No
98	GOM_NL__2PRFIN20101219_074600_000000483097_00322_46026_6380.N1	19-DEC-2010 07:46:00	Dark	48.000	169	46Gam Hya	2.9910	4700.0	96	46026	No
99	GOM_NL__2PRFIN20101219_074845_000000543097_00322_46026_6381.N1	19-DEC-2010 07:48:45	Dark	54.000	106	9Bet Crv	2.6480	5600.0	108	46026	No
100	GOM_NL__2PRFIN20101219_075312_000000413097_00322_46026_6382.N1	19-DEC-2010 07:53:12	Dark	41.000	64	Gam Cen	2.2000	10600.	82	46026	No
101	GOM_NL__2PRFIN20101219_075453_000000443097_00323_46027_6398.N1	19-DEC-2010 07:54:53	Dark	44.000	99	Del Cen	2.5750	26000.	88	46027	No

102	GOM_NL__2PRFIN20101219_075851_000000453097_00323_46027_6399.N1	19-DEC-2010 07:58:51	Dark	45.000	113	Mu Vel	2.6920	5000.0	90	46027	No
103	GOM_NL__2PRFIN20101219_080225_000000463097_00323_46027_6400.N1	19-DEC-2010 08:02:25	Dark	45.500	71	Iot Car	2.2460	7700.0	91	46027	No
104	GOM_NL__2PRFIN20101219_080707_000000493097_00323_46027_6401.N1	19-DEC-2010 08:07:07	Dark	48.500	34	Gam2Vel	1.7930	23000.	97	46027	No
105	GOM_NL__2PRFIN20101219_080916_000000533097_00323_46027_6402.N1	19-DEC-2010 08:09:16	Dark	53.000	70	Zet Pup	2.2460	39000.	106	46027	No
106	GOM_NL__2PRFIN20101219_081150_000000543097_00323_46027_6403.N1	19-DEC-2010 08:11:50	Dark	53.500	117	Pi Pup	2.7060	3800.0	107	46027	No
107	GOM_NL__2PRFIN20101219_081458_000000553097_00323_46027_6404.N1	19-DEC-2010 08:14:58	Straylight	54.500	23	21Eps CMa	1.5020	26000.	109	46027	No
108	GOM_NL__2PRFIN20101219_081641_000000473097_00323_46027_6405.N1	19-DEC-2010 08:16:41	Straylight	47.000	179	24Omi2CMa	3.0320	24000.	94	46027	No
109	GOM_NL__2PRFIN20101219_081934_000000603097_00323_46027_6406.N1	19-DEC-2010 08:19:34	Straylight	59.500	1	9Alp CMa	-1.4400	11000.	119	46027	No
110	GOM_NL__2PRFIN20101219_082246_000000453097_00323_46027_6423.N1	19-DEC-2010 08:22:46	Straylight	45.000	7	19Bet Ori	0.10000	14000.	90	46027	No
111	GOM_NL__2PRFIN20101219_082455_000000483097_00323_46027_6424.N1	19-DEC-2010 08:24:55	Straylight	47.500	30	46Eps Ori	1.6940	30000.	95	46027	No
112	GOM_NL__2PRFIN20101219_082753_000000563097_00323_46027_6425.N1	19-DEC-2010 08:27:53	Tw_i_and_stray	56.000	14	58Alp Ori	0.87000	3000.0	112	46027	No
113	GOM_NL__2PRFIN20101219_083001_000000493097_00323_46027_6426.N1	19-DEC-2010 08:30:01	Tw_i_and_stray	48.500	13	87Alp Tau	0.86700	3800.0	97	46027	No
114	GOM_NL__2PRFIN20101219_083159_000000423097_00323_46027_6427.N1	19-DEC-2010 08:31:59	Bright	42.000	176	23Zet Tau	3.0200	22000.	84	46027	No
115	GOM_NL__2PRFIN20101219_083403_000000433097_00323_46027_6428.N1	19-DEC-2010 08:34:03	Bright	42.500	28	12Bet Tau	1.6500	15200.	85	46027	No
116	GOM_NL__2PRFIN20101219_083727_000000443097_00323_46027_6429.N1	19-DEC-2010 08:37:27	Bright	43.500	107	37The Aur	2.6490	11000.	87	46027	No
117	GOM_NL__2PRFIN20101219_083857_000000463097_00323_46027_6430.N1	19-DEC-2010 08:38:57	Bright	46.000	6	13Alp Aur	0.080000	3400.0	92	46027	No
118	GOM_NL__2PRFIN20101219_085510_000000393097_00323_46027_6431.N1	19-DEC-2010 08:55:10	Bright	38.500	60	7Bet UMi	2.0810	3950.0	77	46027	No
119	GOM_NL__2PRFIN20101219_085936_000000463097_00323_46027_6432.N1	19-DEC-2010 08:59:36	Bright	45.500	32	77Eps UMa	1.7630	11000.	91	46027	No
120	GOM_NL__2PRFIN20101219_090219_000000433097_00323_46027_6433.N1	19-DEC-2010 09:02:19	Bright	42.500	39	85Eta UMa	1.8540	24000.	85	46027	No
121	GOM_NL__2PRFIN20101219_090547_000000363097_00323_46027_6434.N1	19-DEC-2010 09:05:47	Bright	36.000	180	27Gam Boo	3.0400	8000.0	72	46027	No
122	GOM_NL__2PRFIN20101219_090904_000000383097_00323_46027_6435.N1	19-DEC-2010 09:09:04	Bright	38.000	83		2.3780	11000.	76	46027	No
123	GOM_NL__2PRFIN20101219_091229_000000423097_00323_46027_6436.N1	19-DEC-2010 09:12:29	Bright	41.500	111	8Eta Boo	2.6800	6000.0	83	46027	No
124	GOM_NL__2PRFIN20101219_092245_000000553097_00323_46027_6437.N1	19-DEC-2010 09:22:45	Tw_i_and_stray	54.500	15	67Alp Vir	0.97600	28000.	109	46027	No
125	GOM_NL__2PRFIN20101219_092615_000000503097_00323_46027_6438.N1	19-DEC-2010 09:26:15	Dark	50.000	169	46Gam Hya	2.9910	4700.0	100	46027	No
126	GOM_NL__2PRFIN20101219_092900_000000583097_00323_46027_6439.N1	19-DEC-2010 09:29:00	Dark	58.000	106	9Bet Crv	2.6480	5600.0	116	46027	No
127	GOM_NL__2PRFIN20101219_093327_000000423097_00323_46027_6440.N1	19-DEC-2010 09:33:27	Dark	42.000	64	Gam Cen	2.2000	10600.	84	46027	No
128	GOM_NL__2PRFIN20101219_111522_000000443097_00325_46029_6448.N1	19-DEC-2010 11:15:22	Dark	44.000	99	Del Cen	2.5750	26000.	88	46029	No
129	GOM_NL__2PRFIN20101219_111921_000000463097_00325_46029_6449.N1	19-DEC-2010 11:19:21	Dark	45.500	113	Mu Vel	2.6920	5000.0	91	46029	No
130	GOM_NL__2PRFIN20101219_112254_000000433097_00325_46029_6450.N1	19-DEC-2010 11:22:54	Dark	42.500	71	Iot Car	2.2460	7700.0	85	46029	No
131	GOM_NL__2PRFIN20101219_112736_000000523097_00325_46029_6451.N1	19-DEC-2010 11:27:36	Dark	52.000	34	Gam2Vel	1.7930	23000.	104	46029	No
132	GOM_NL__2PRFIN20101219_112945_000000483097_00325_46029_6452.N1	19-DEC-2010 11:29:45	Dark	48.000	70	Zet Pup	2.2460	39000.	96	46029	No
133	GOM_NL__2PRFIN20101219_113219_000000543097_00325_46029_6453.N1	19-DEC-2010 11:32:19	Dark	53.500	117	Pi Pup	2.7060	3800.0	107	46029	No
134	GOM_NL__2PRFIN20101219_113526_000000523097_00325_46029_6454.N1	19-DEC-2010 11:35:26	Straylight	52.000	23	21Eps CMa	1.5020	26000.	104	46029	No
135	GOM_NL__2PRFIN20101219_113710_000000493097_00325_46029_6455.N1	19-DEC-2010 11:37:10	Straylight	48.500	179	24Omi2CMa	3.0320	24000.	97	46029	No
136	GOM_NL__2PRFIN20101219_114002_000000583097_00325_46029_6456.N1	19-DEC-2010 11:40:02	Straylight	57.500	1	9Alp CMa	-1.4400	11000.	115	46029	No
137	GOM_NL__2PRFIN20101219_114315_000000483097_00325_46029_6457.N1	19-DEC-2010 11:43:15	Straylight	47.500	7	19Bet Ori	0.10000	14000.	95	46029	No
138	GOM_NL__2PRFIN20101219_114523_000000493097_00325_46029_6458.N1	19-DEC-2010 11:45:23	Straylight	48.500	30	46Eps Ori	1.6940	30000.	97	46029	No
139	GOM_NL__2PRFIN20101219_114820_000000543097_00325_46029_6459.N1	19-DEC-2010 11:48:20	Tw_i_and_stray	54.000	14	58Alp Ori	0.87000	3000.0	108	46029	No
140	GOM_NL__2PRFIN20101219_115029_000000463097_00325_46029_6460.N1	19-DEC-2010 11:50:29	Tw_i_and_stray	46.000	13	87Alp Tau	0.86700	3800.0	92	46029	No
141	GOM_NL__2PRFIN20101219_115226_000000463097_00325_46029_6461.N1	19-DEC-2010 11:52:26	Bright	46.000	176	23Zet Tau	3.0200	22000.	92	46029	No
142	GOM_NL__2PRFIN20101219_115430_000000423097_00325_46029_6462.N1	19-DEC-2010 11:54:30	Bright	41.500	28	12Bet Tau	1.6500	15200.	83	46029	No
143	GOM_NL__2PRFIN20101219_115754_000000433097_00325_46029_6463.N1	19-DEC-2010 11:57:54	Bright	42.500	107	37The Aur	2.6490	11000.	85	46029	No
144	GOM_NL__2PRFIN20101219_115924_000000463097_00325_46029_6464.N1	19-DEC-2010 11:59:24	Bright	45.500	6	13Alp Aur	0.080000	3400.0	91	46029	No
145	GOM_NL__2PRFIN20101219_121538_000000393097_00325_46029_6465.N1	19-DEC-2010 12:15:38	Bright	38.500	60	7Bet UMi	2.0810	3950.0	77	46029	No
146	GOM_NL__2PRFIN20101219_122004_000000413097_00325_46029_6466.N1	19-DEC-2010 12:20:04	Bright	40.500	32	77Eps UMa	1.7630	11000.	81	46029	No
147	GOM_NL__2PRFIN20101219_122247_000000403097_00325_46029_6467.N1	19-DEC-2010 12:22:47	Bright	39.500	39	85Eta UMa	1.8540	24000.	79	46029	No
148	GOM_NL__2PRFIN20101219_122615_000000383097_00325_46029_6468.N1	19-DEC-2010 12:26:15	Bright	37.500	180	27Gam Boo	3.0400	8000.0	75	46029	No
149	GOM_NL__2PRFIN20101219_122932_000000383097_00325_46029_6469.N1	19-DEC-2010 12:29:32	Bright	37.500	83		2.3780	11000.	75	46029	No
150	GOM_NL__2PRFIN20101219_123258_000000453097_00325_46029_6470.N1	19-DEC-2010 12:32:58	Bright	44.500	111	8Eta Boo	2.6800	6000.0	89	46029	No
151	GOM_NL__2PRFIN20101219_124314_000000533097_00325_46029_6471.N1	19-DEC-2010 12:43:14	Tw_i_and_stray	53.000	15	67Alp Vir	0.97600	28000.	106	46029	No
152	GOM_NL__2PRFIN20101219_124645_000000493097_00325_46029_6472.N1	19-DEC-2010 12:46:45	Dark	49.000	169	46Gam Hya	2.9910	4700.0	98	46029	No
153	GOM_NL__2PRFIN20101219_124931_000000553097_00325_46029_6473.N1	19-DEC-2010 12:49:31	Dark	55.000	106	9Bet Crv	2.6480	5600.0	110	46029	No
154	GOM_NL__2PRFIN20101219_125356_000000433097_00325_46029_6474.N1	19-DEC-2010 12:53:56	Dark	42.500	64	Gam Cen	2.2000	10600.	85	46029	No
155	GOM_NL__2PRFIN20101219_125537_000000423097_00326_46030_6492.N1	19-DEC-2010 12:55:37	Dark	41.500	99	Del Cen	2.5750	26000.	83	46030	No
156	GOM_NL__2PRFIN20101219_125936_000000473097_00326_46030_6493.N1	19-DEC-2010 12:59:36	Dark	46.500	113	Mu Vel	2.6920	5000.0	93	46030	No
157	GOM_NL__2PRFIN20101219_130309_000000453097_00326_46030_6494.N1	19-DEC-2010 13:03:09	Dark	44.500	71	Iot Car	2.2460	7700.0	89	46030	No
158	GOM_NL__2PRFIN20101219_130751_000000453097_00326_46030_6495.N1	19-DEC-2010 13:07:51	Dark	44.500	34	Gam2Vel	1.7930	23000.	89	46030	No
159	GOM_NL__2PRFIN20101219_131000_000000513097_00326_46030_6496.N1	19-DEC-2010 13:10:00	Dark	50.500	70	Zet Pup	2.2460	39000.	101	46030	No
160	GOM_NL__2PRFIN20101219_131233_000000513097_00326_46030_6497.N1	19-DEC-2010 13:12:33	Dark	51.000	117	Pi Pup	2.7060	3800.0	102	46030	No





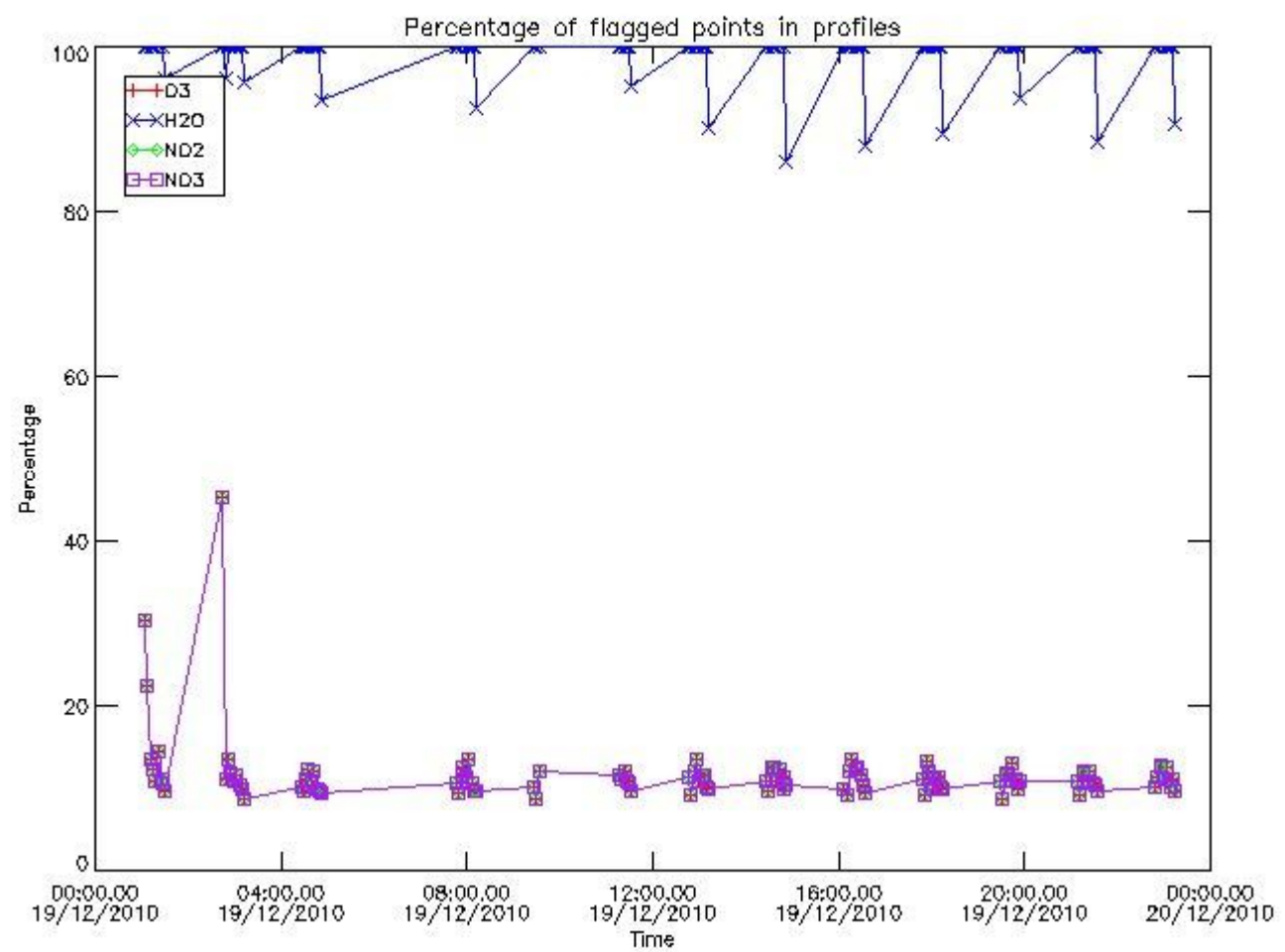




### 3. Quality information per product

In this section it is plotted some information contained in the Quality Summary data set of the level 2 products. Only products in dark limb conditions and without errors (error flag in the MPH set to "0") are used.

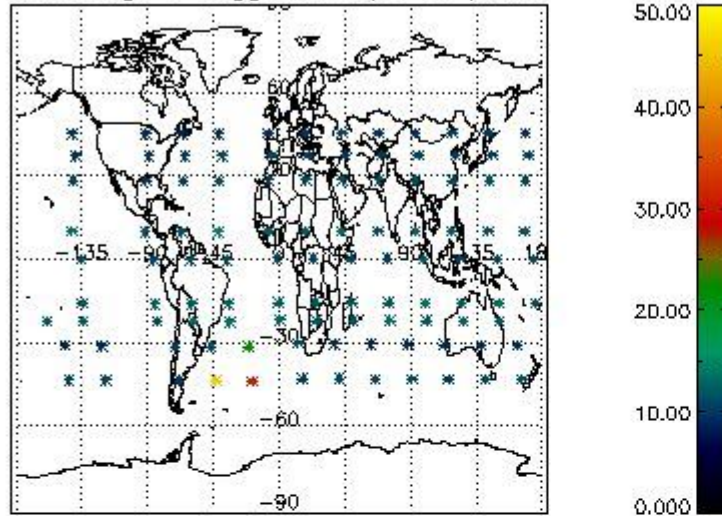
#### 3.1 Plot quality information per product (time dependant)



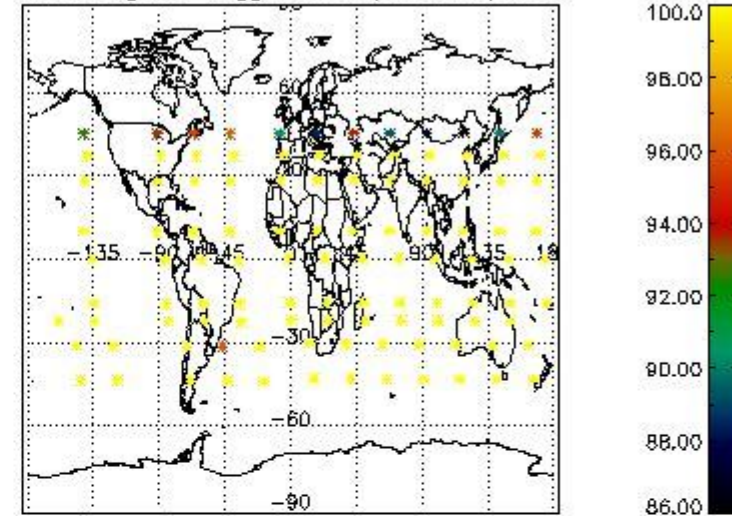
#### 3.2 Plot quality information per product (world map)



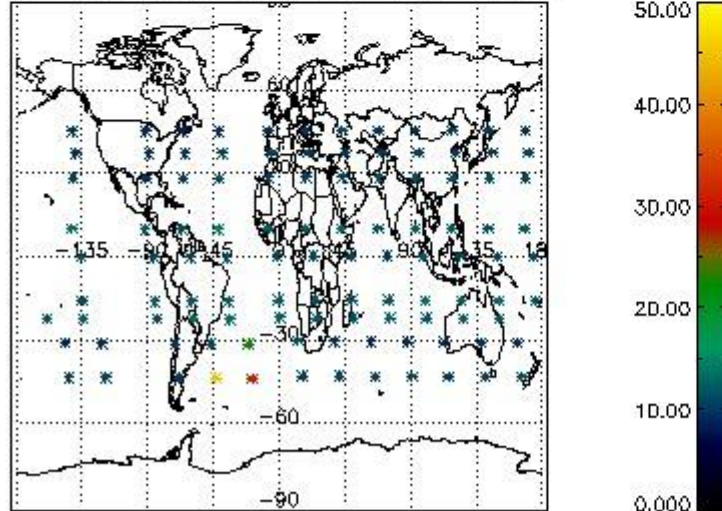
Percentage of flagged data per O3 profile



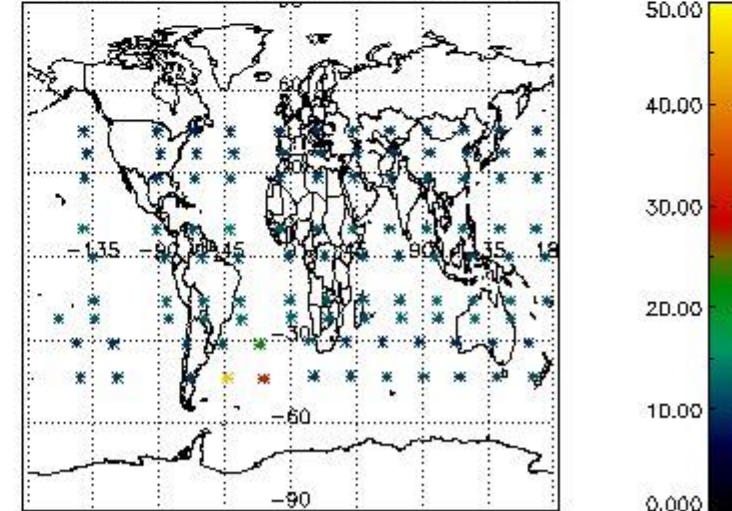
Percentage of flagged data per H2O profile



Percentage of flagged data per NO2 profile



Percentage of flagged data per NO3 profile



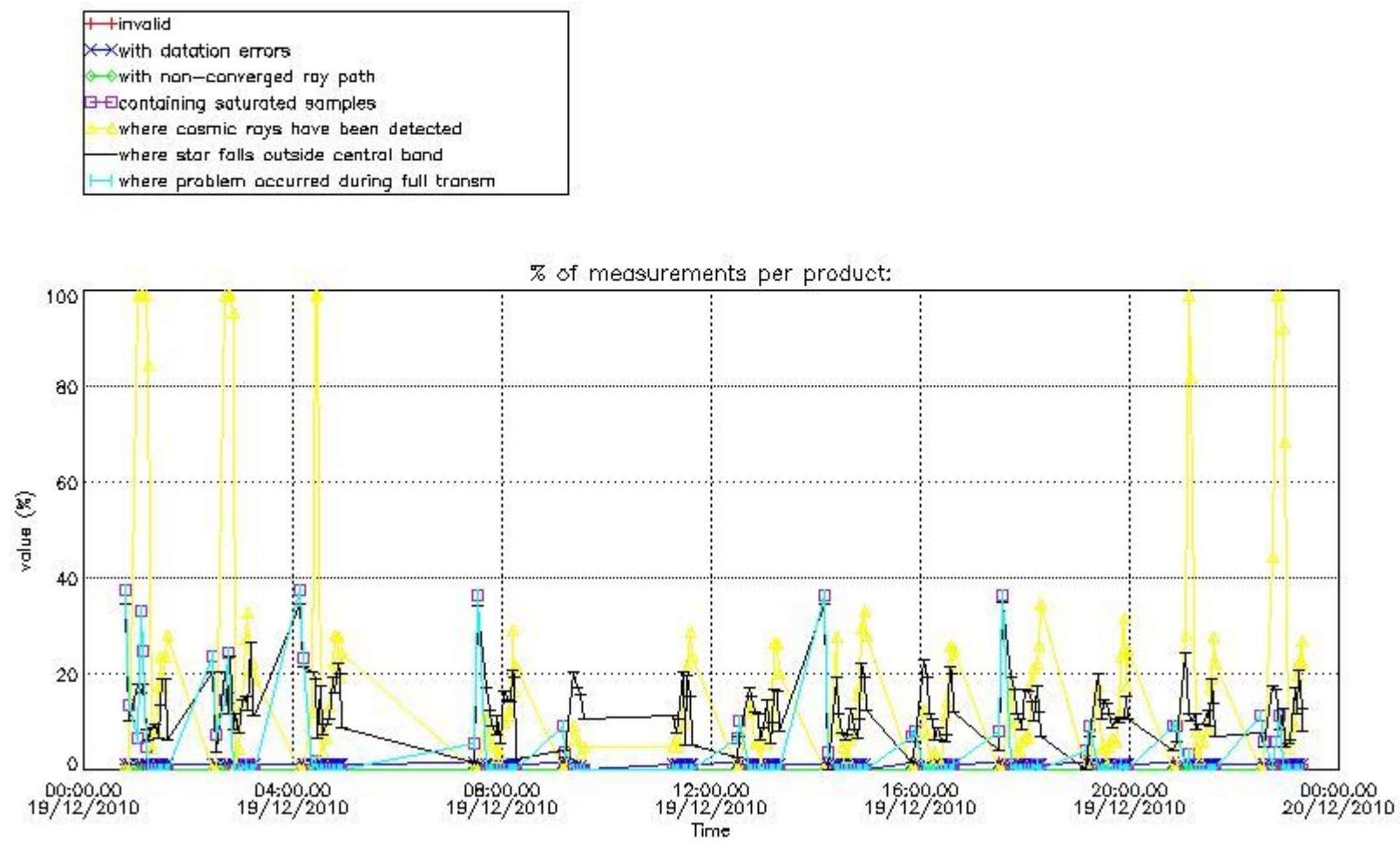
#### 4. Level 1 quality information per product

In this section it is plotted some information contained in the Quality Summary data set of the level 2 products that comes from the level 1b processing. Products without errors (error flag in the MPH set to "0") are used.

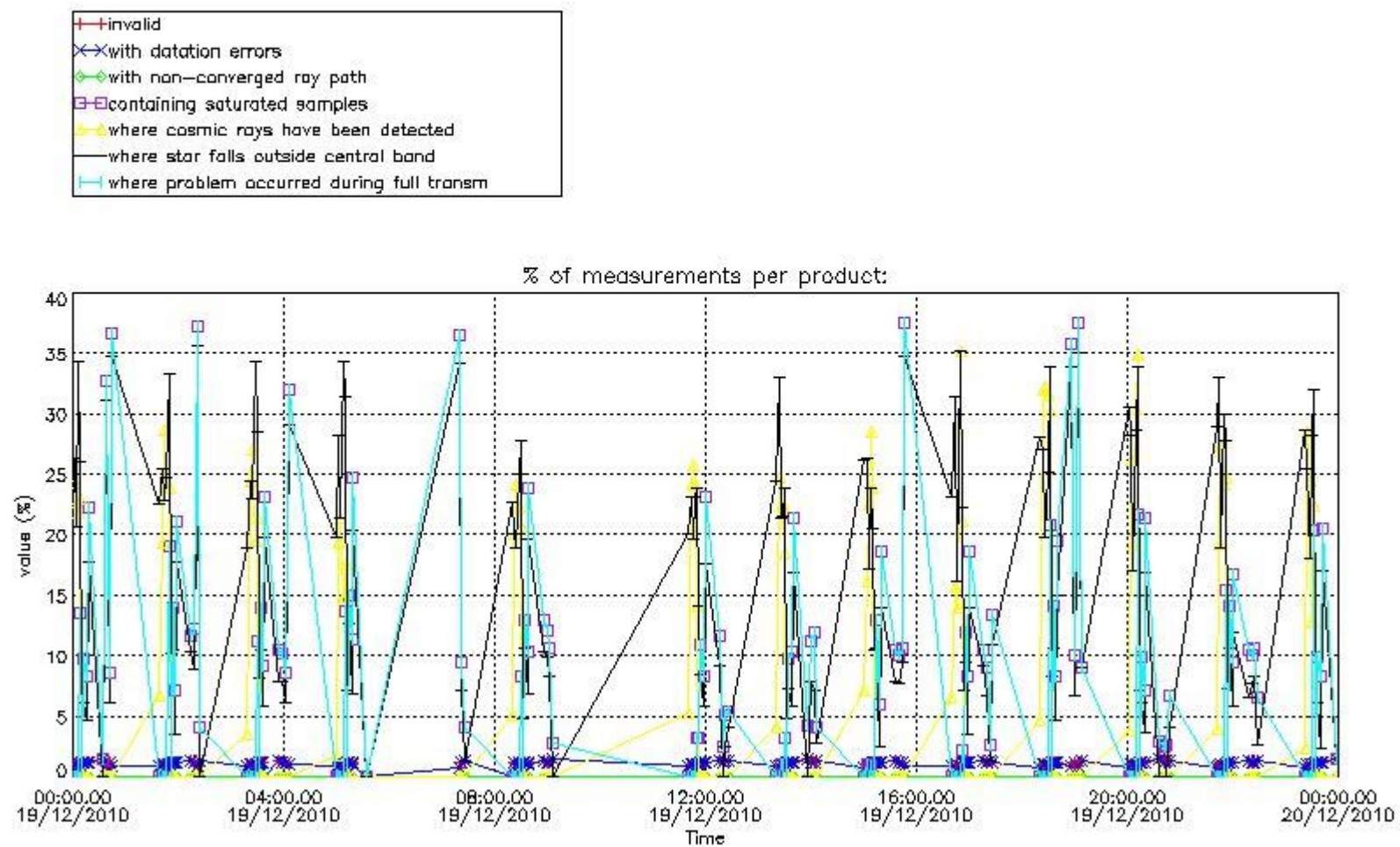
##### 4.1 Plot quality information per product (time dependant) coming from level 1b processing

###### 4.1.1 Plot level 1 quality information per product (time dependant): ENVISAT ASCENDING passes





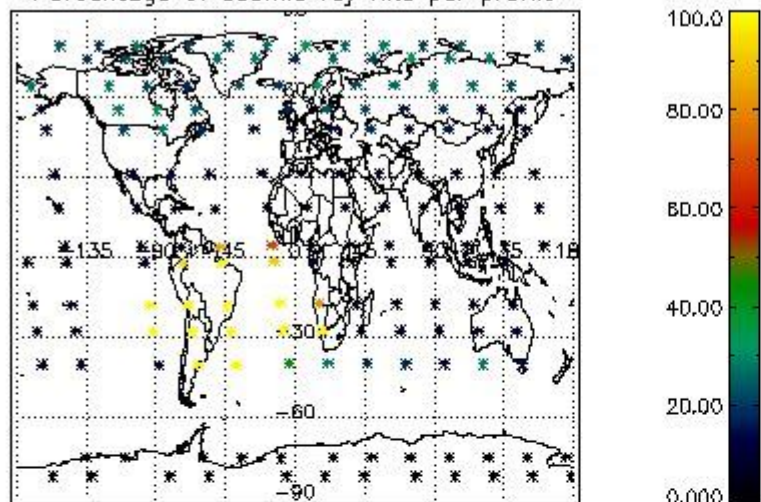
4.1.2 Plot level 1 quality information per product (time dependant): ENVISAT DESCENDING passes



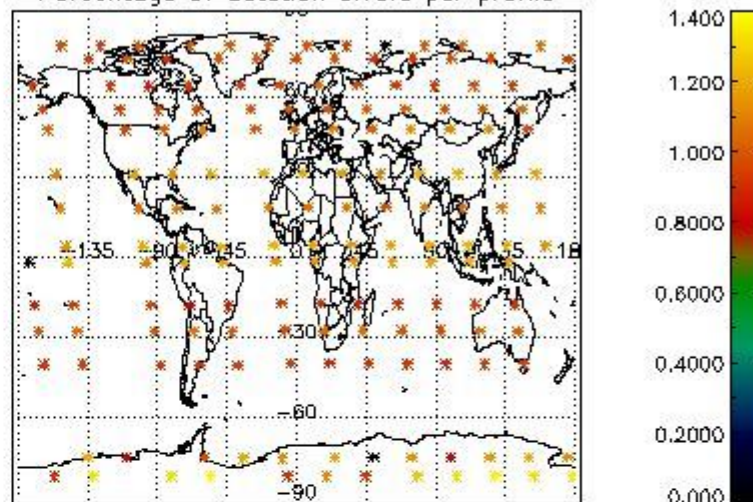
4.2 Plot quality information per product coming from level 1b processing (world map)

4.2.1 Plot level 1 quality information per product (world map): ENVISAT ASCENDING passes

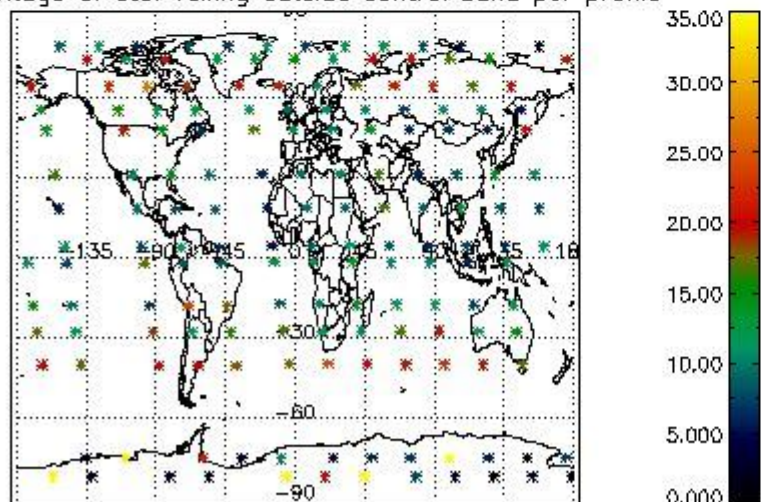
Percentage of cosmic ray hits per profile



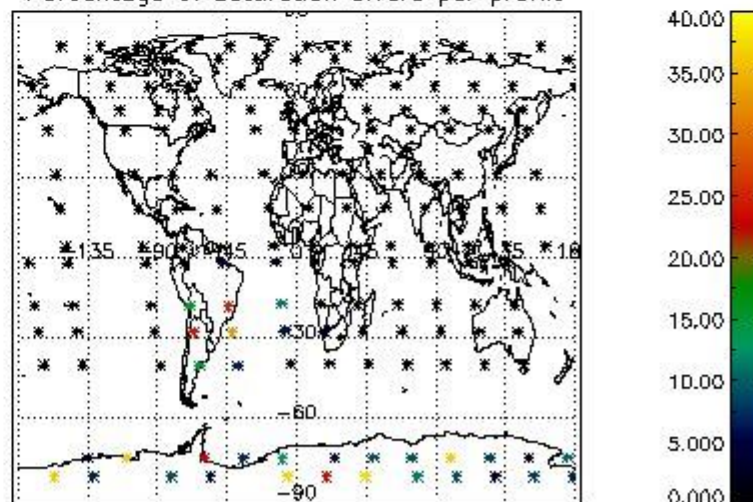
Percentage of datation errors per profile



Percentage of star falling outside central band per profile

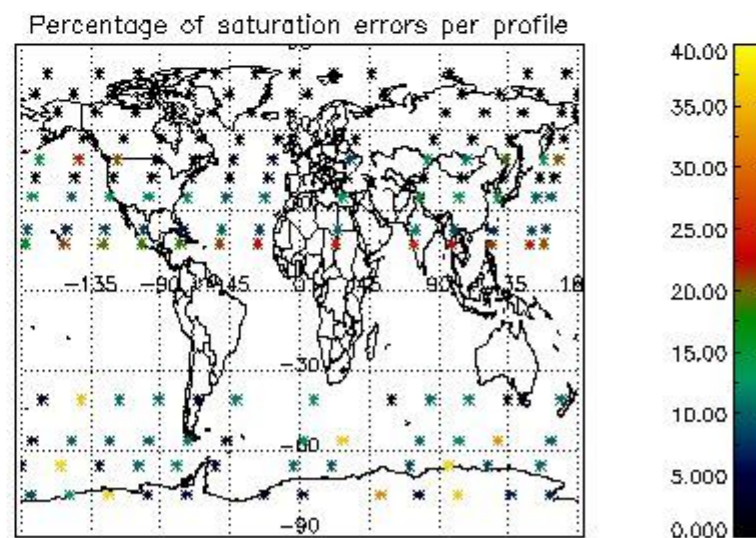
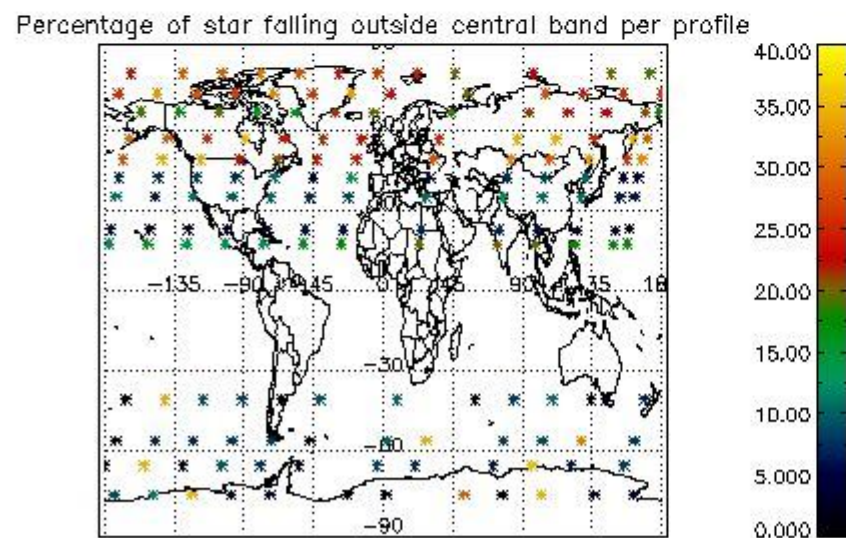
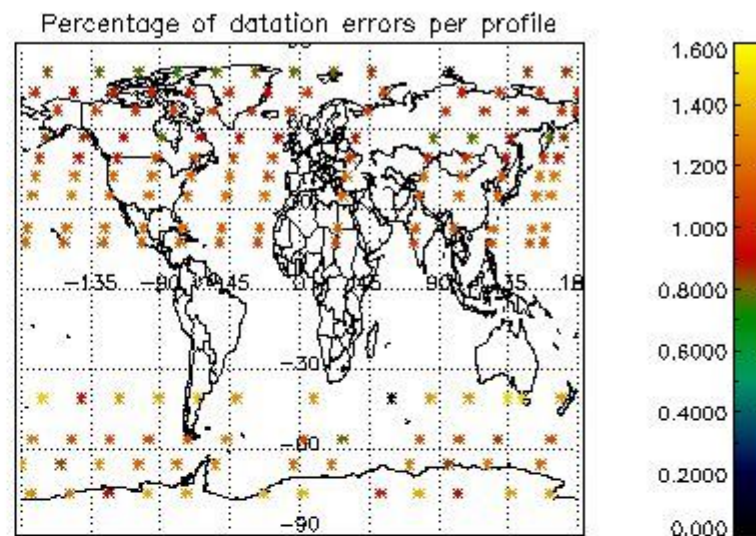
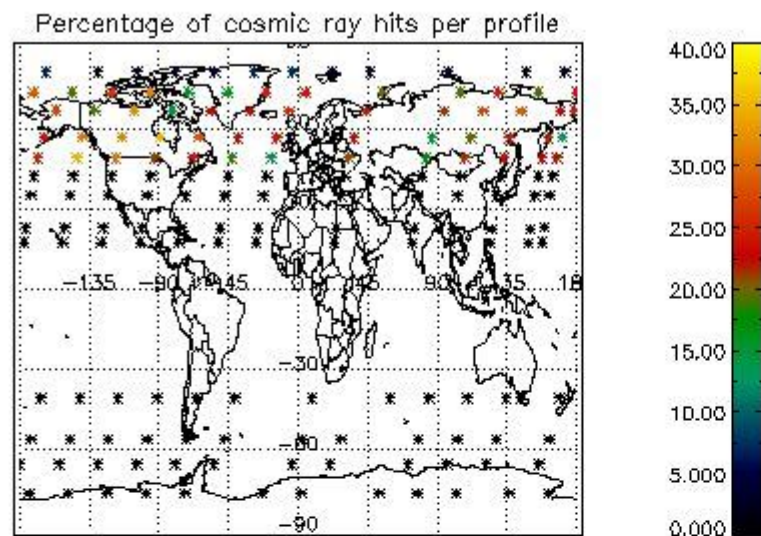


Percentage of saturation errors per profile



4.2.2 Plot level 1 quality information per product (world map): ENVISAT DESCENDING passes





## 5. Trace gas profiles

### 5.1 Ozone statistics based on quality of products

The final quality of the products can be "measured" using the STD (Standard Deviation) attached to every point profile. This information is written to the parameter GOM\_NL\_\_2P/NL\_LOCAL\_SPECIES\_DENSITY/o3\_std of the level 2 products. The table below shows the statistics for given STD ranges.

The statistics are given with respect to the overall valid production:

- Products without fatal errors: GOM\_NL\_\_2P/MPH/PRODUCT\_ERR=0
- Valid point profile: GOM\_NL\_\_2P/NL\_LOCAL\_SPECIES\_DENSITY/pcd(0)=0

The 'Criteria' is applied to valid points of dark limb products:

- Products in dark limb illumination condition: GOM\_NL\_\_2P/NL\_SUMMARY\_QUALITY/obs\_ill\_cond=0
- Products without fatal errors: GOM\_NL\_\_2P/MPH/PRODUCT\_ERR=0
- Valid point profile: GOM\_NL\_\_2P/NL\_LOCAL\_SPECIES\_DENSITY/pcd(0)=0

So, the table below shows the percentage of dark limb and valid observations for each criteria with respect to the overall valid daily observations.

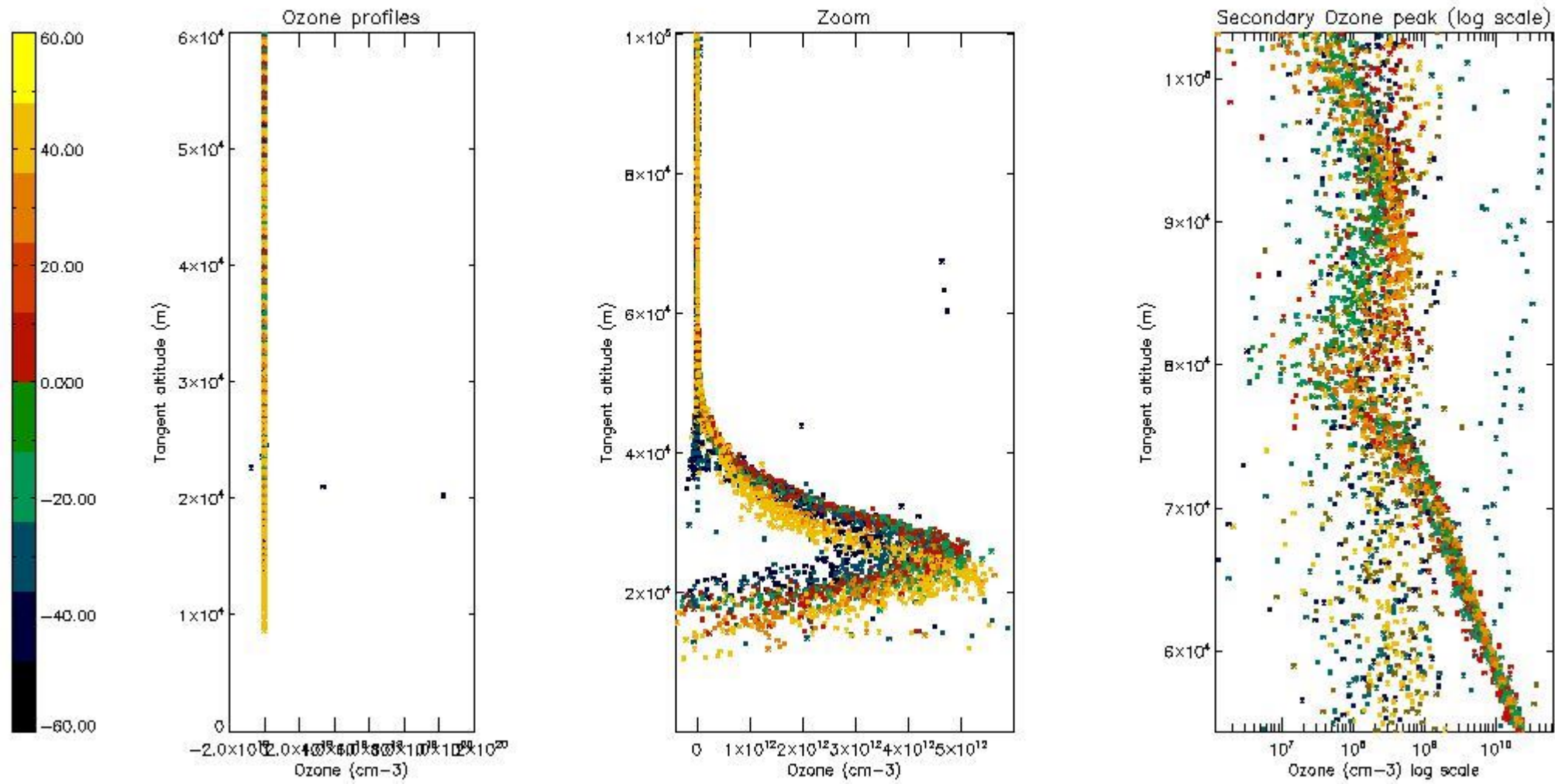
Criteria	% of total production
All STD	33
STD < 20	14



STD < 10	10
STD < 5	6

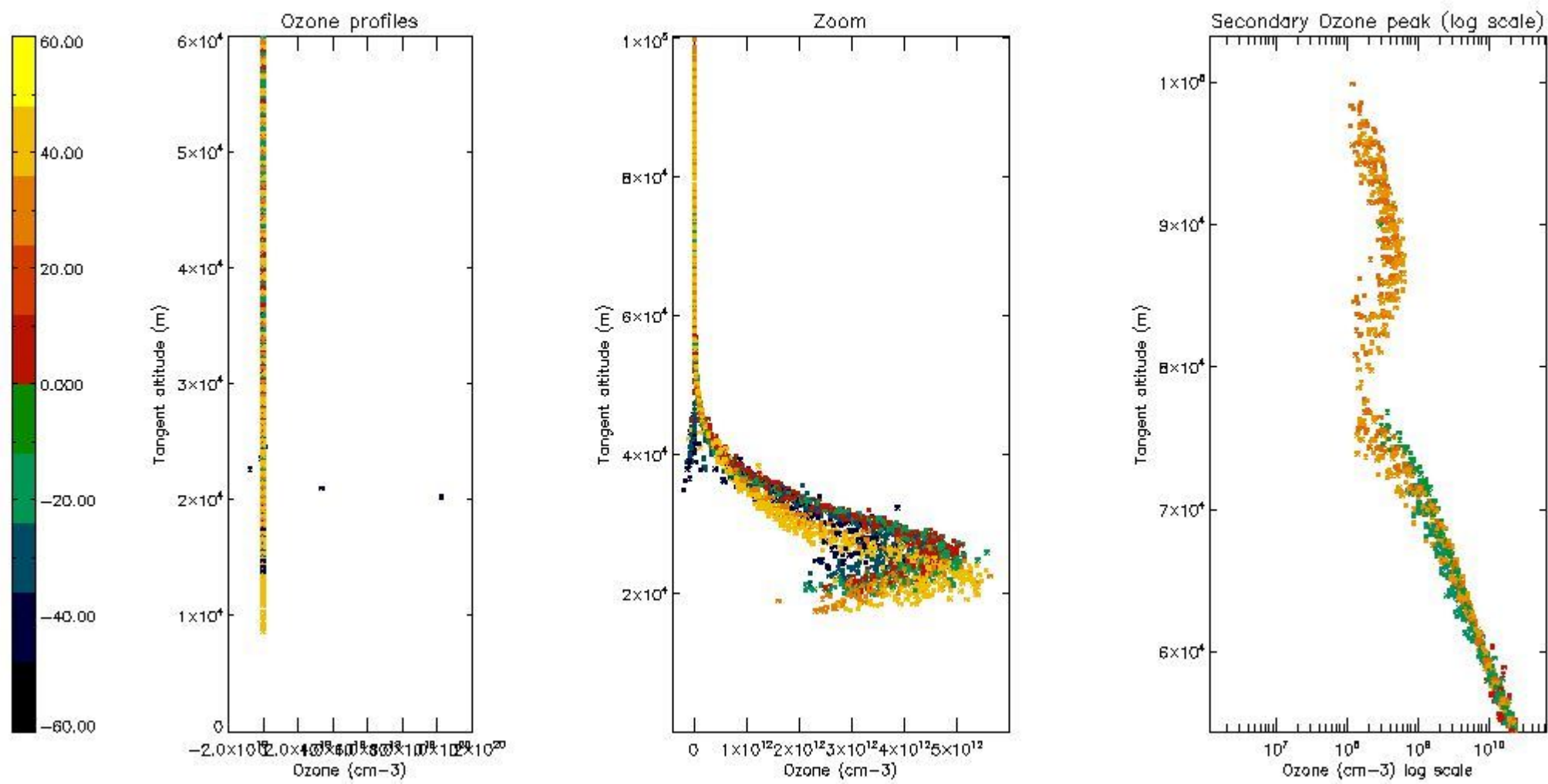
5.2 Plot ozone profiles for all STD (dark without errors)

The colorbar represents the latitude.



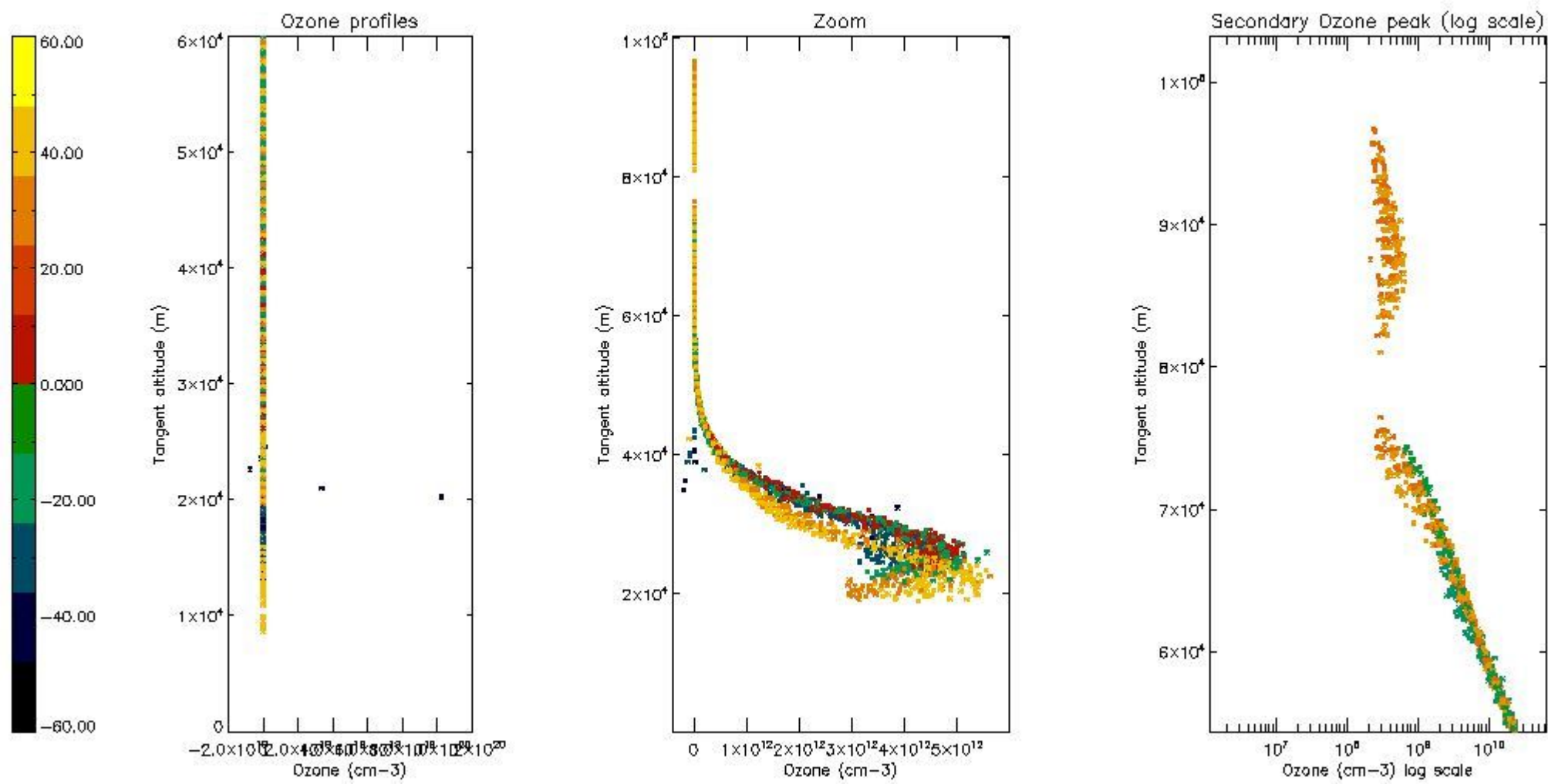
5.3 Plot ozone profiles where STD < 20% (dark without errors)

The colorbar represents the latitude.



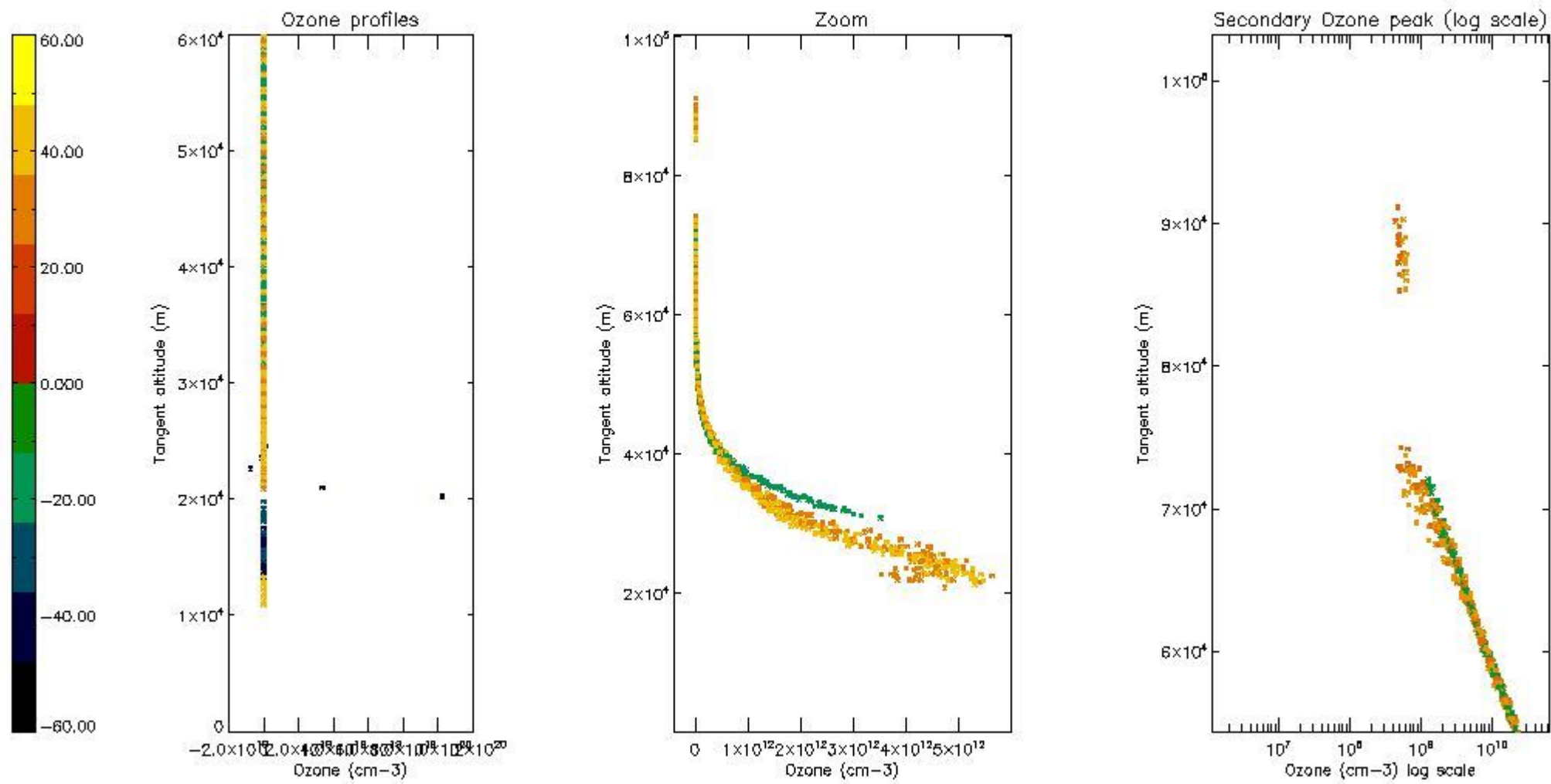
*5.4 Plot ozone profiles where STD < 10% (dark without errors)*

The colorbar represents the latitude.



*5.5 Plot ozone profiles where  $STD < 5\%$  (dark without errors)*

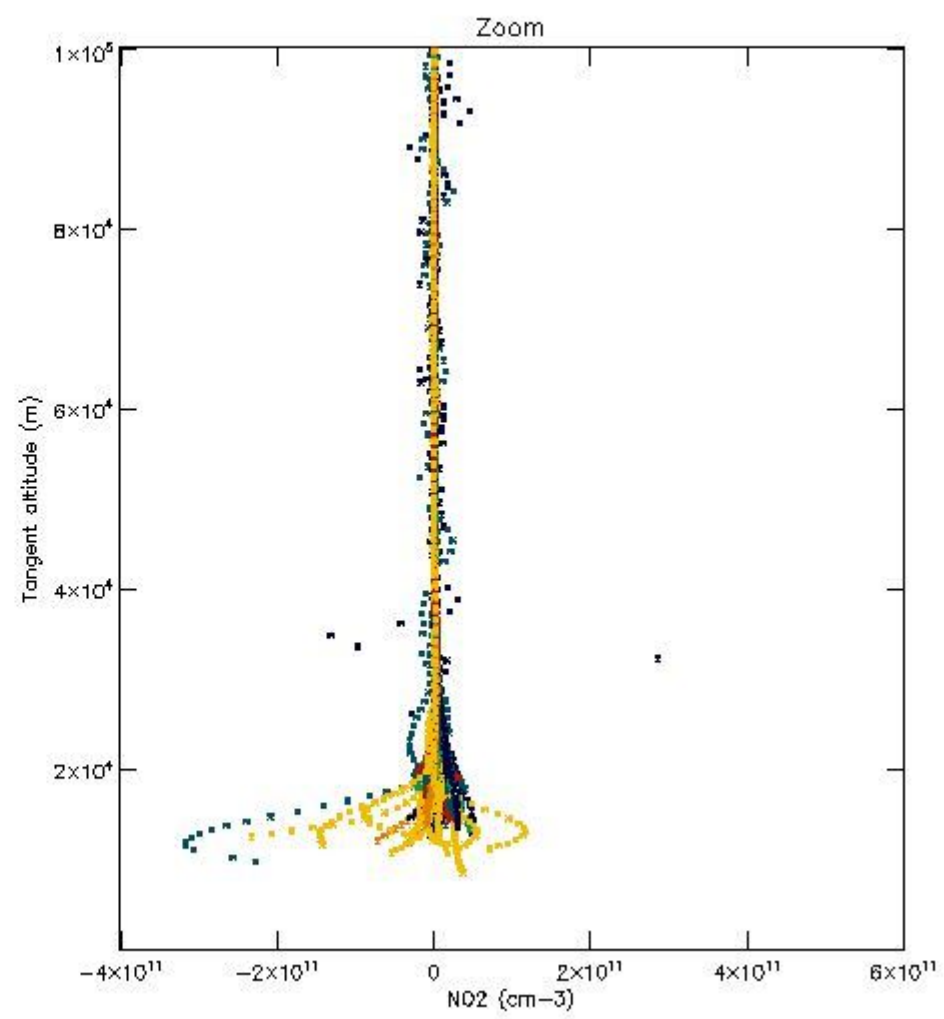
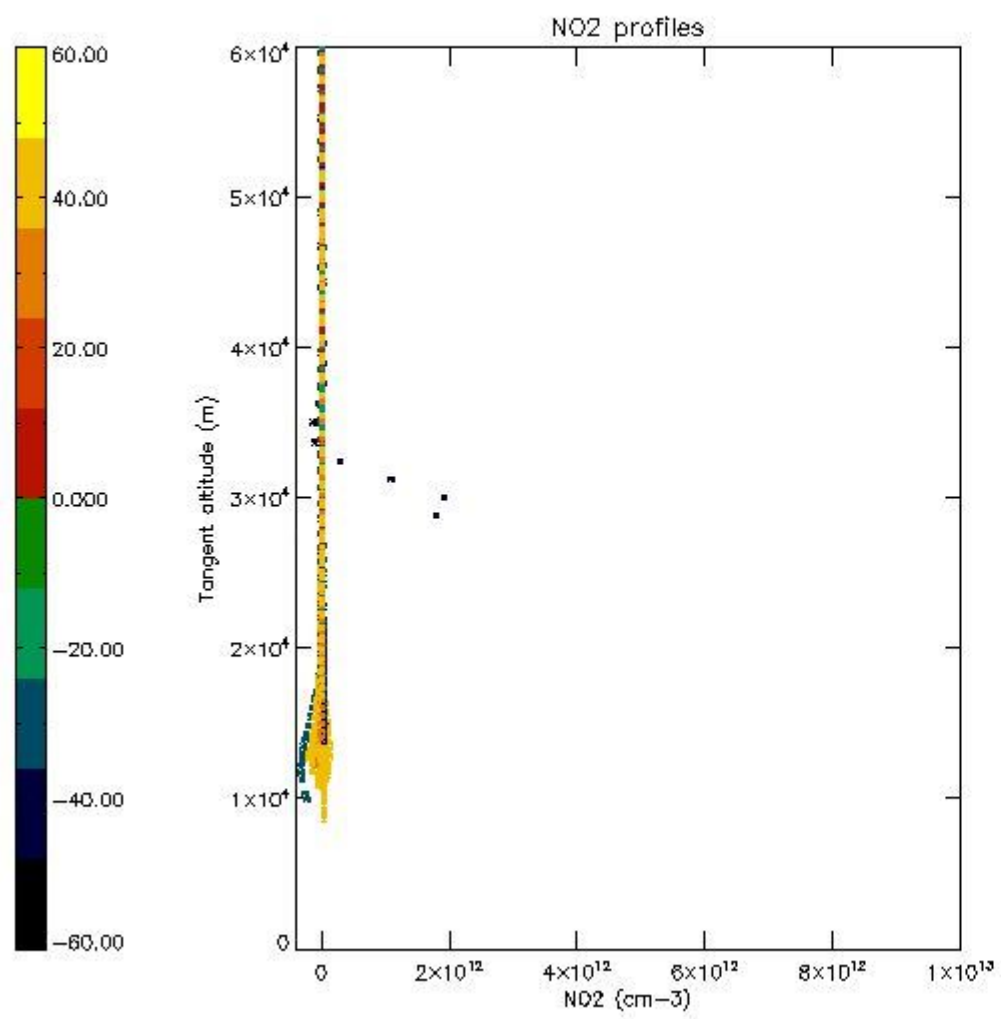
The colorbar represents the latitude.



*5.6 Plot NO<sub>2</sub> profiles for all STD (dark without errors)*

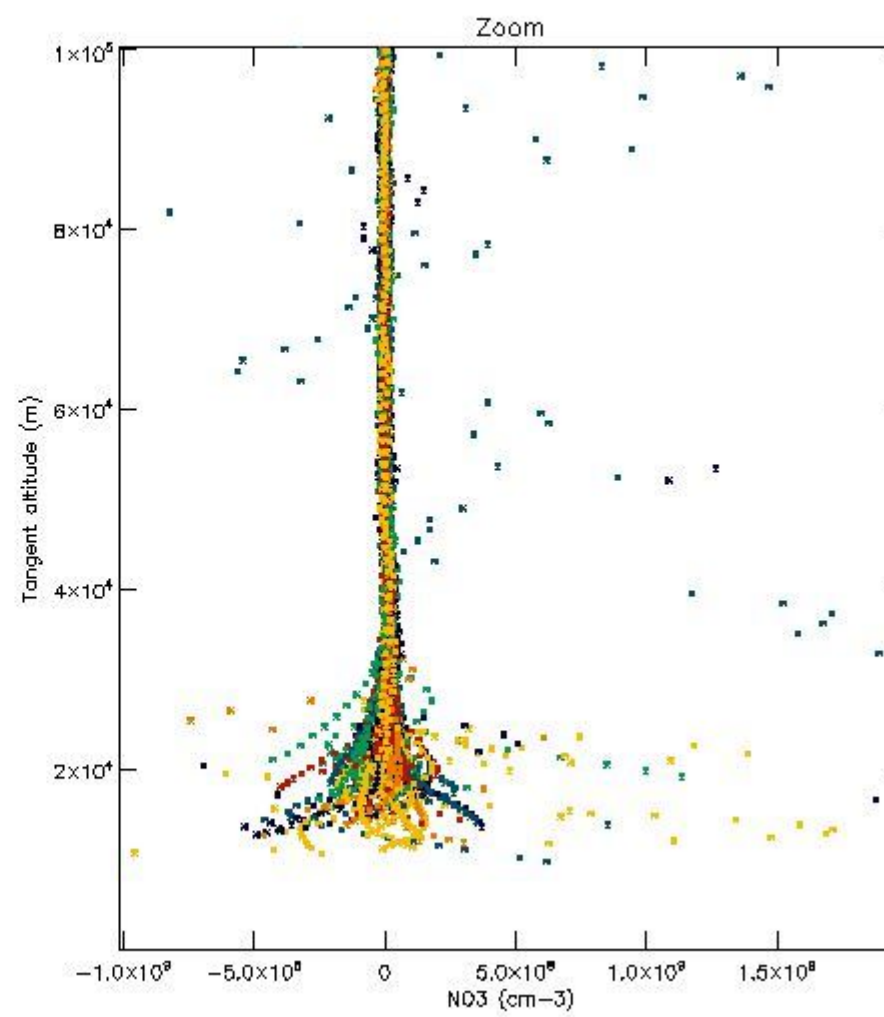
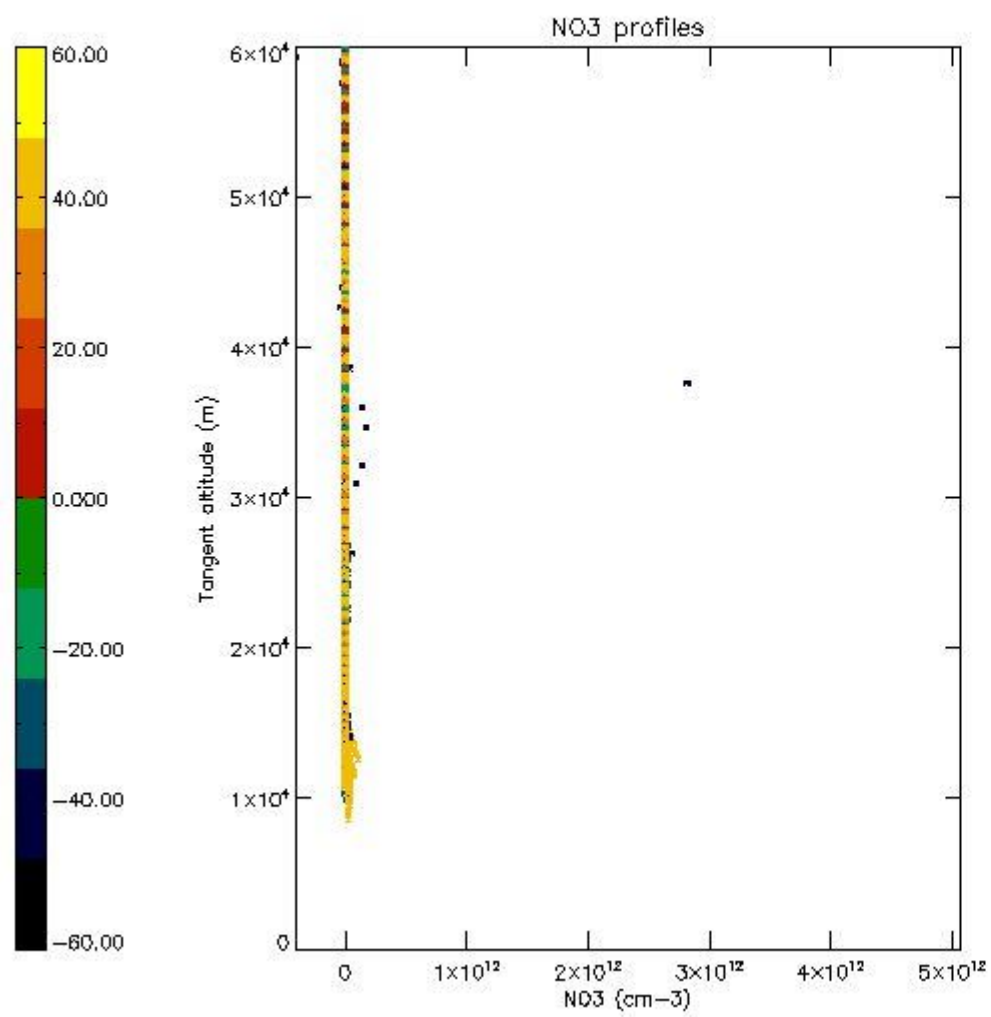
The colorbar represents the latitude.





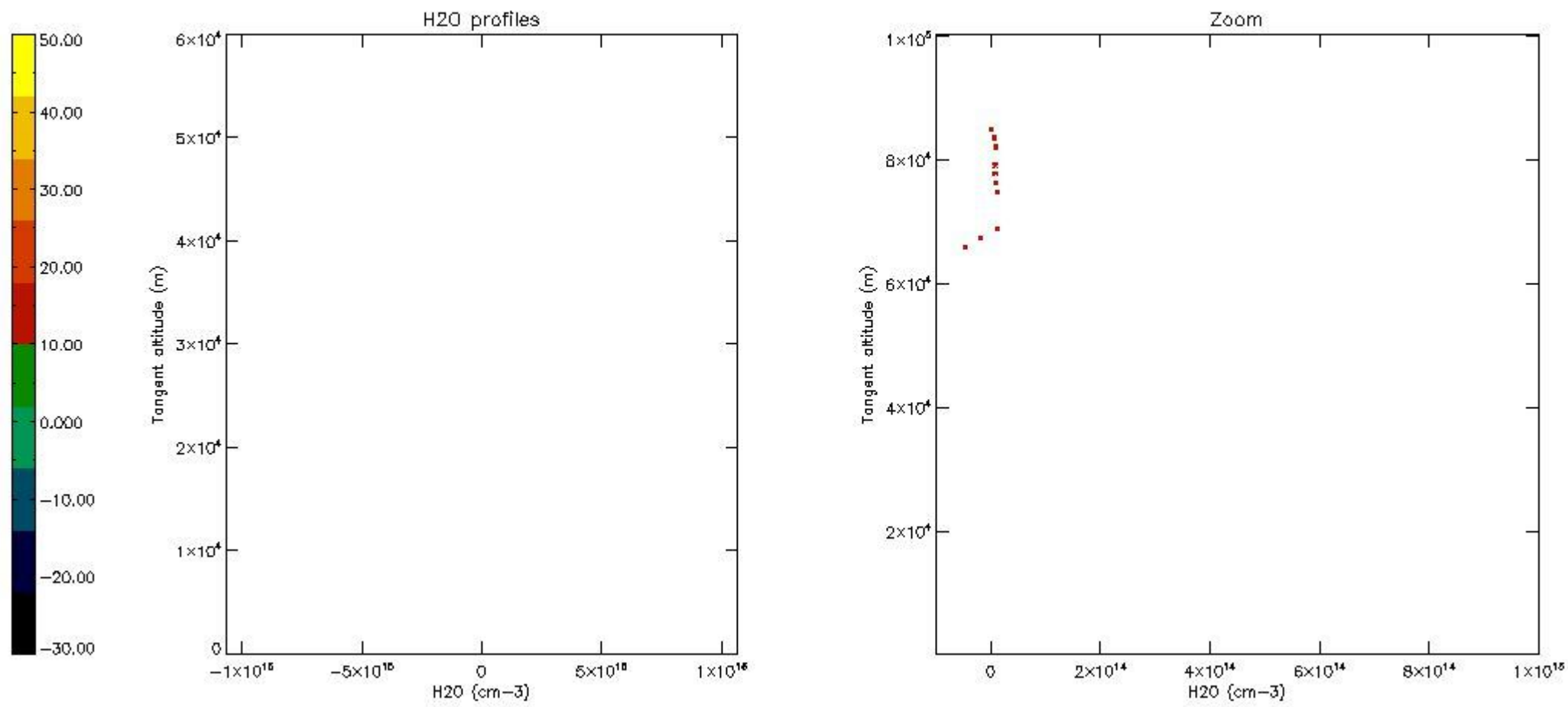
*5.7 Plot NO3 profiles for all STD (dark without errors)*

The colorbar represents the latitude.



*5.8 Plot H2O profiles for all STD (only for occultations of stars 1,2,3,4,13,14,16,26,63 dark without errors)*

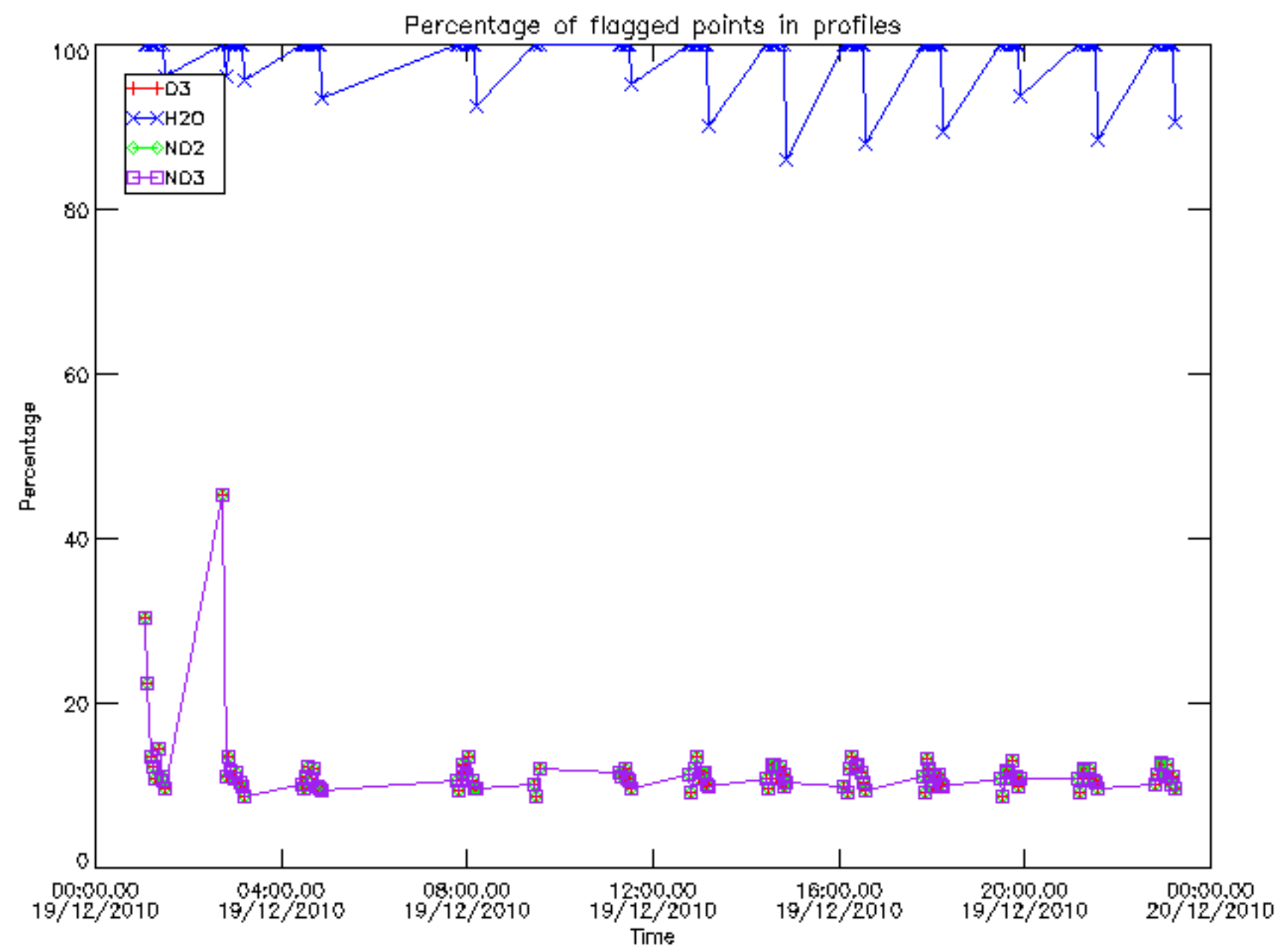
The colorbar represents the latitude.



## 6. Auxiliary Data Files used for the production reported in section 2

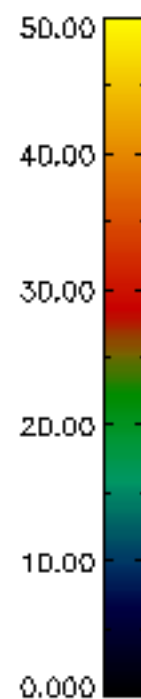
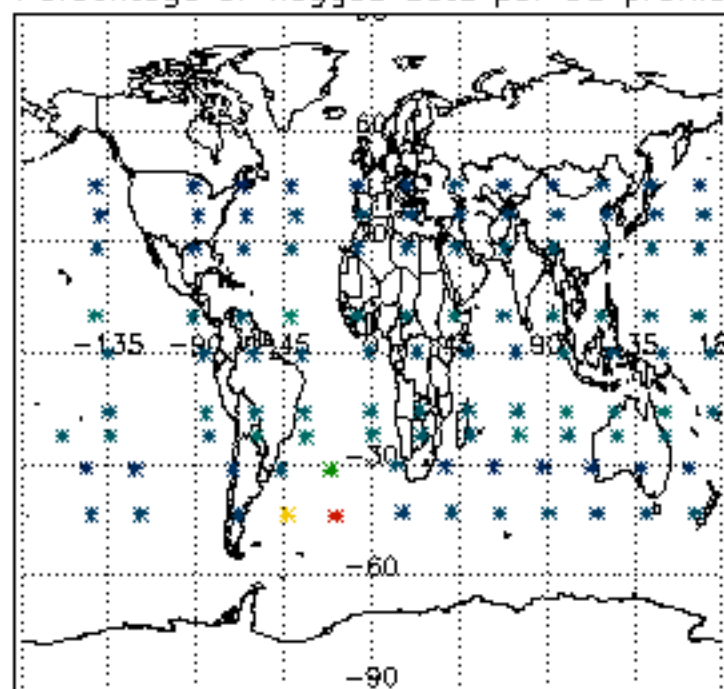
The number reported in the third column indicates since which file (see list in section 2) the corresponding auxiliary file has been used. The fourth column is the date of those product files.

Type	Auxiliary Filename	Used since product	Used since product date
INST_PHYS_CHARACTERISTICS	GOM_INS_AXVIEC20091111_143220_20030716_120000_20500101_000000	1	19-DEC-2010 00:01:36
LEVEL-2_PROC_CONFIG	GOM_PR2_AXVIEC20091111_152718_20020301_000000_20500101_000000	1	19-DEC-2010 00:01:36
CROSS_SECTIONS_FILE	GOM_CRS_AXVIEC20091111_154832_20020301_000000_20500101_000000	1	19-DEC-2010 00:01:36

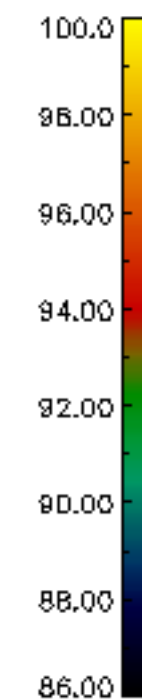
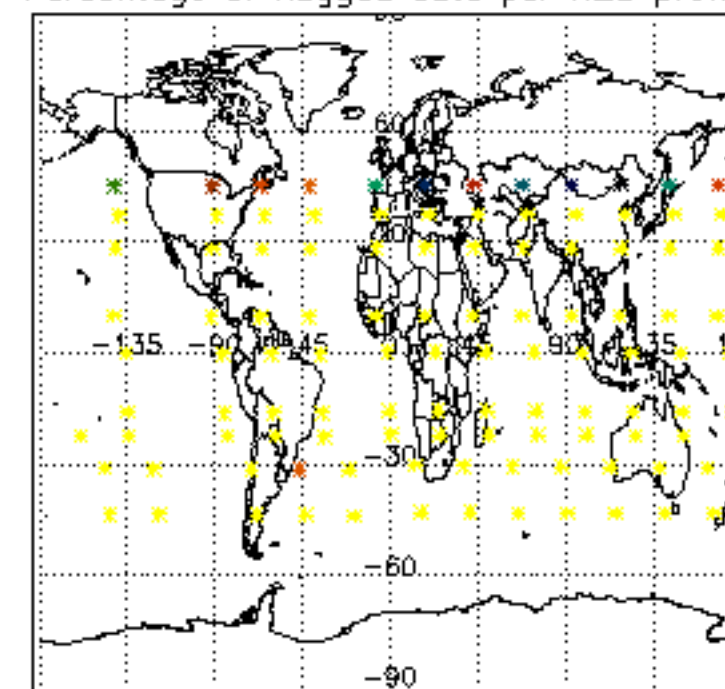




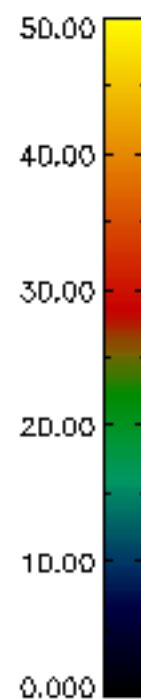
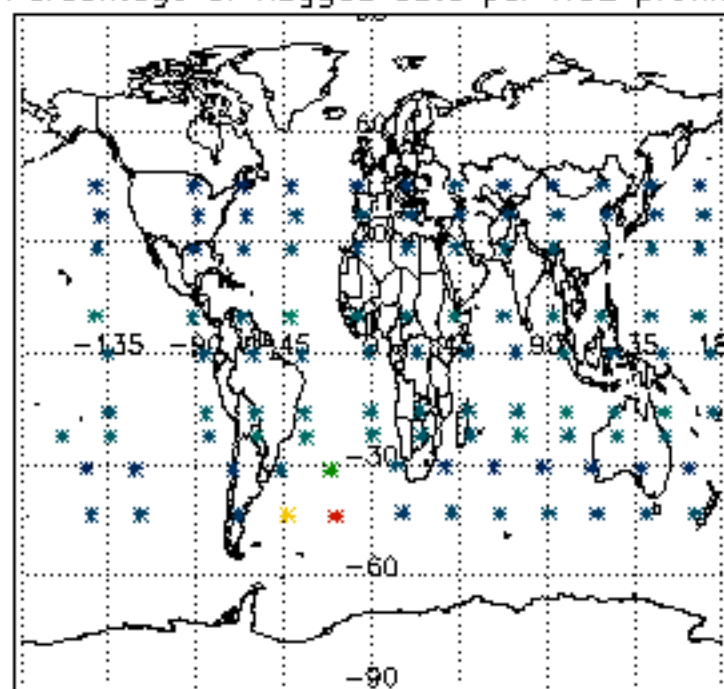
Percentage of flagged data per D3 profile



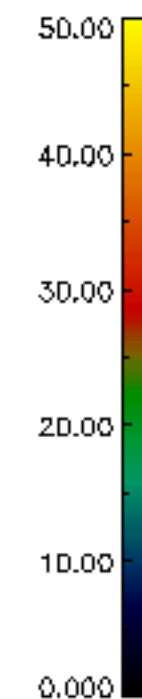
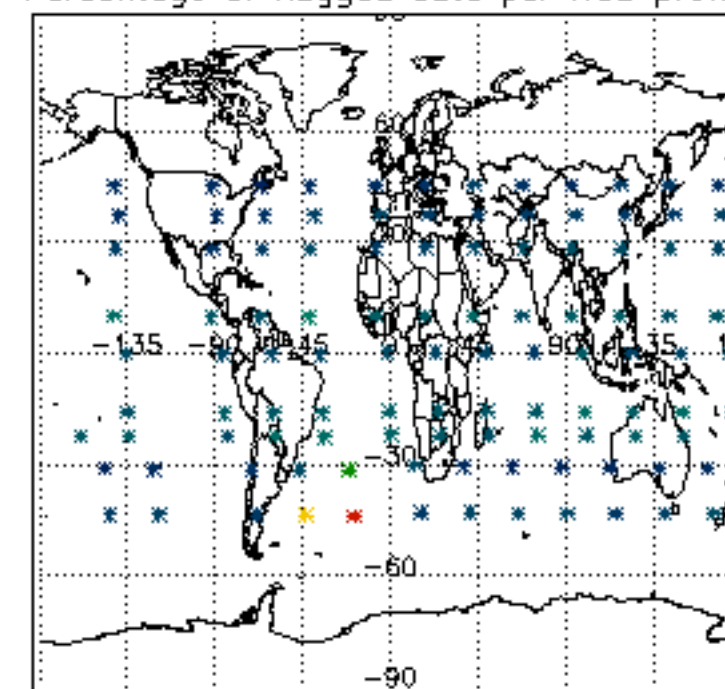
Percentage of flagged data per H2O profile

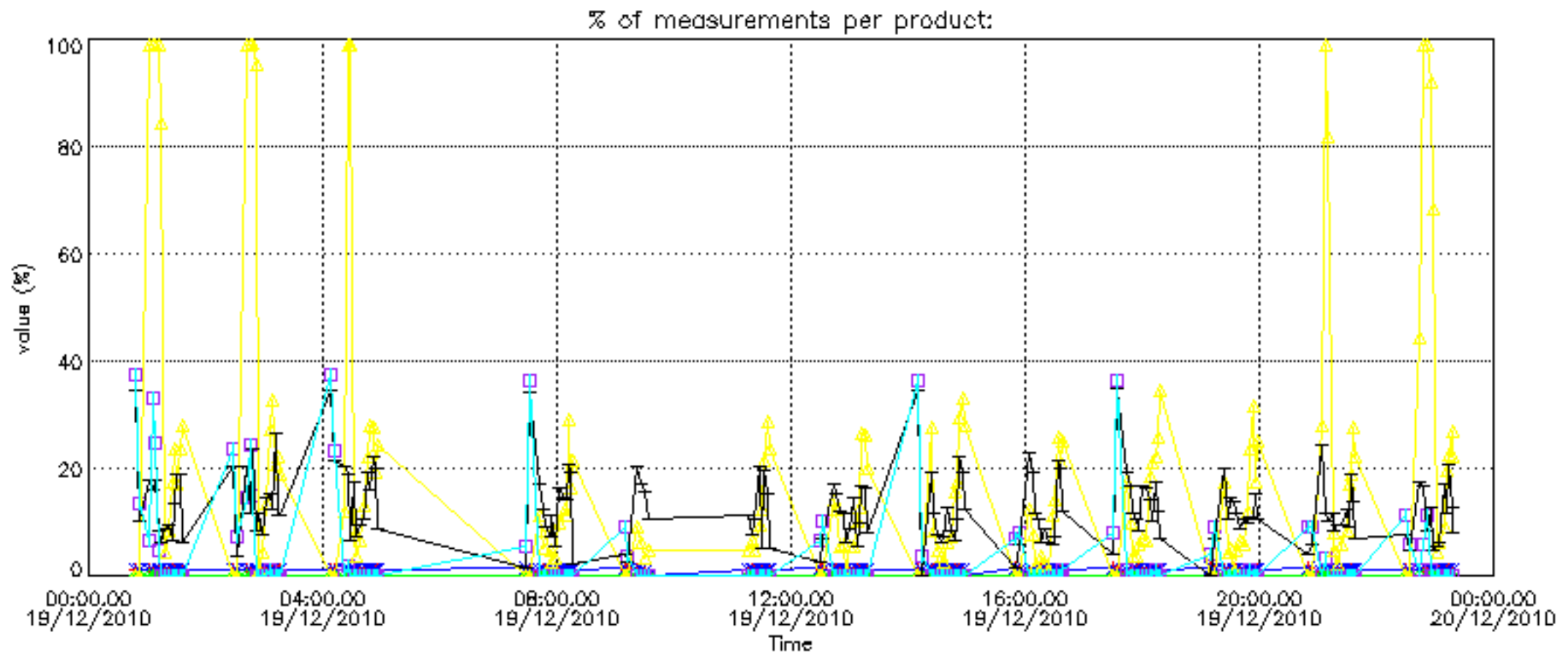


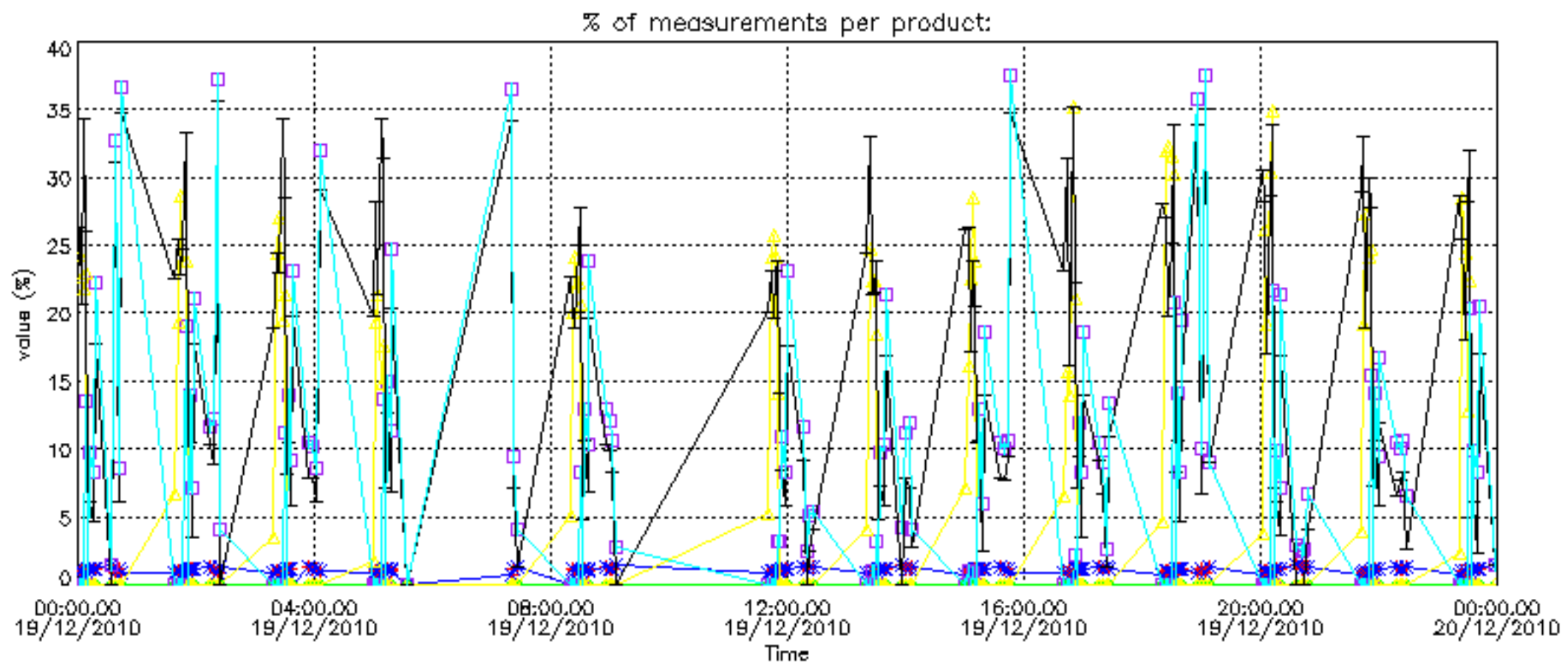
Percentage of flagged data per NO2 profile



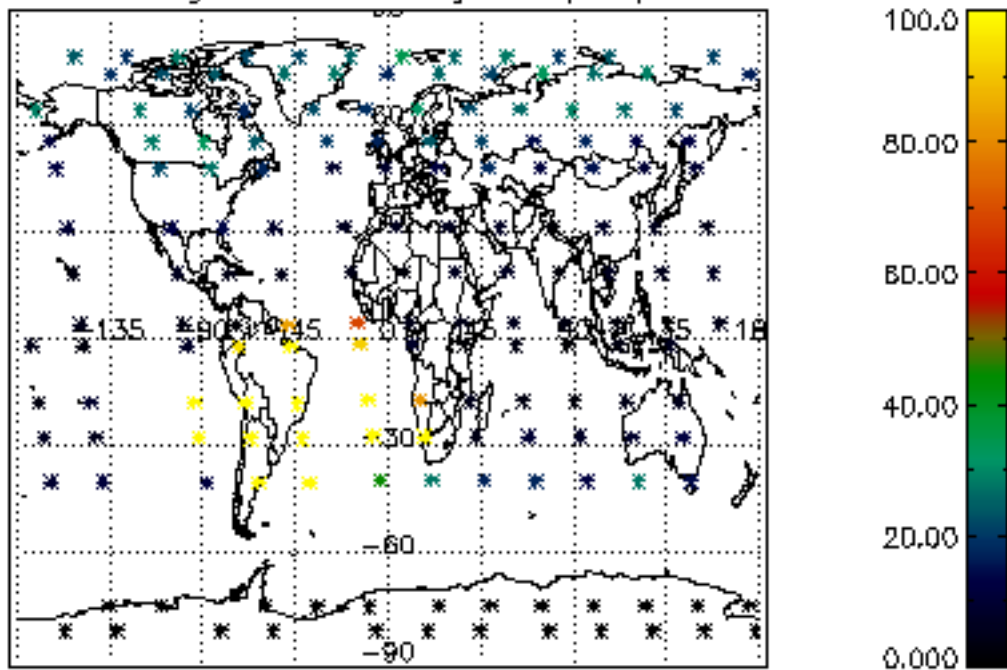
Percentage of flagged data per NO3 profile



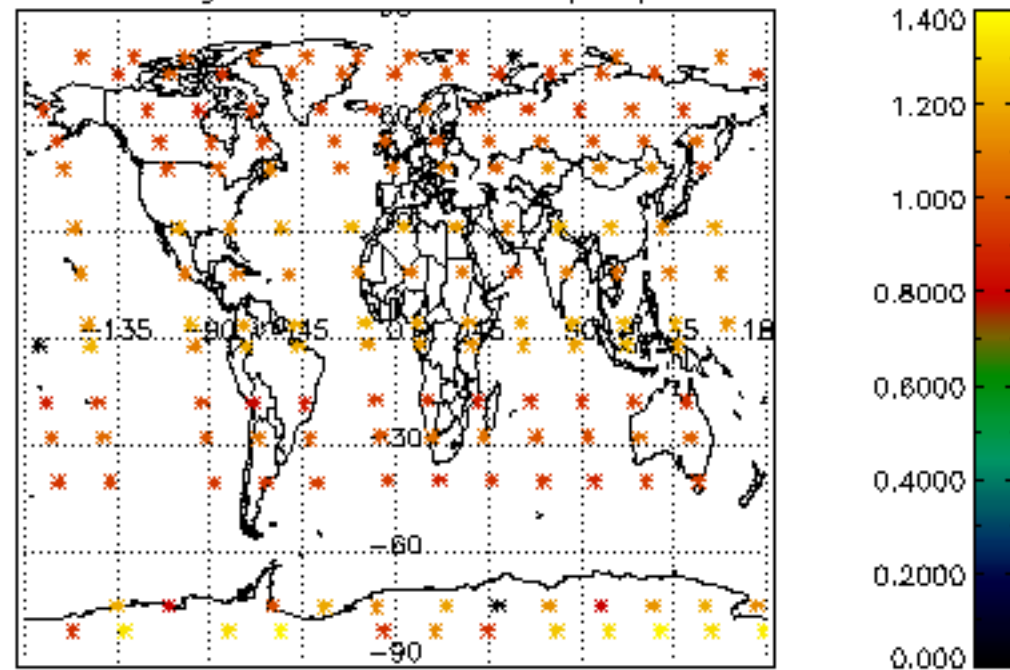




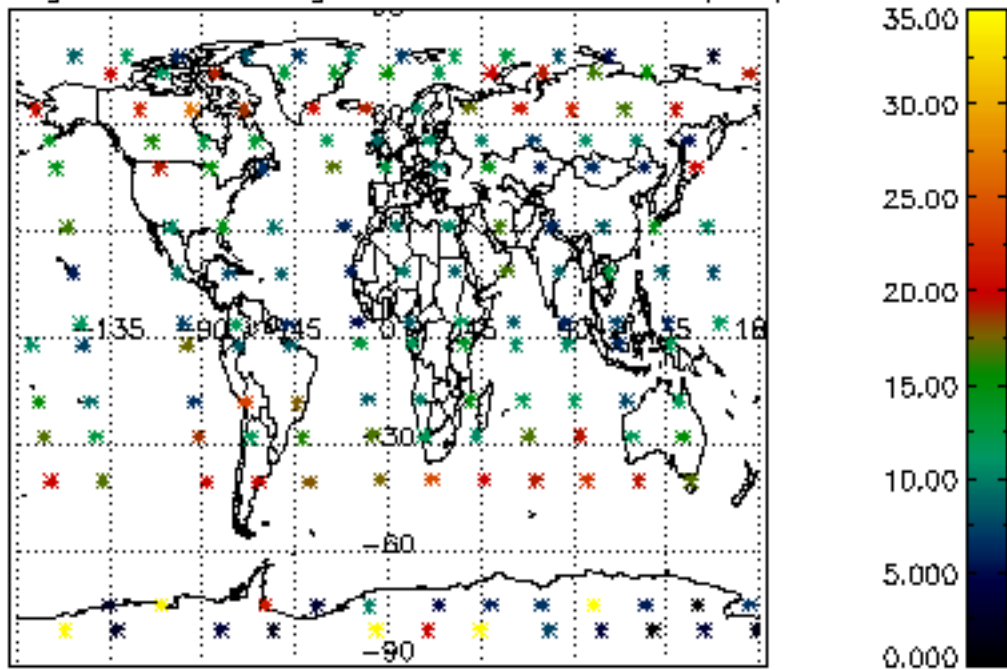
Percentage of cosmic ray hits per profile



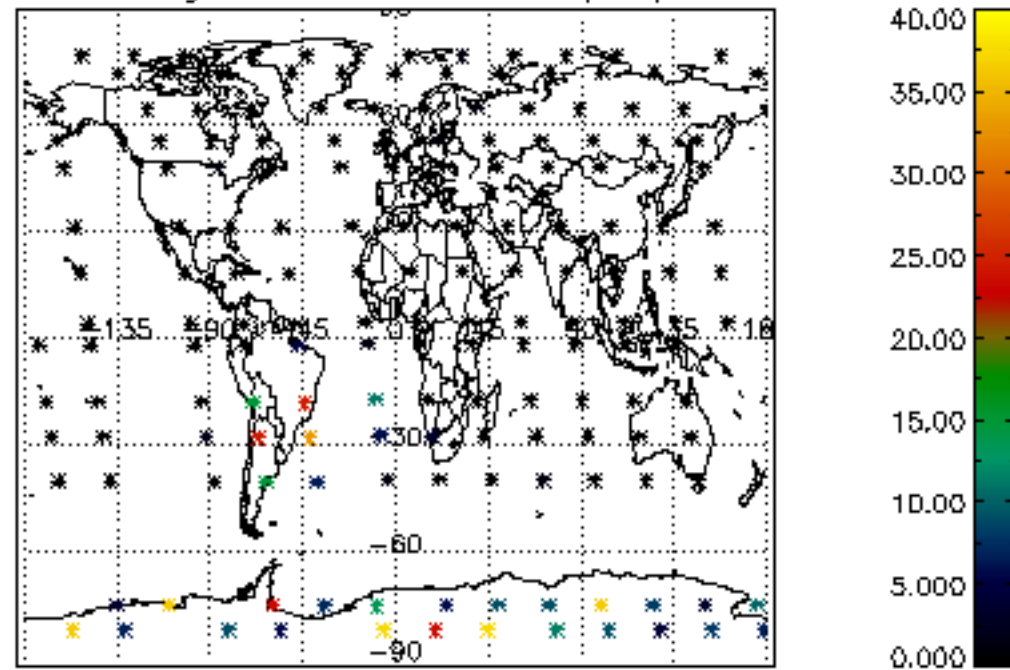
Percentage of datation errors per profile



Percentage of star falling outside central band per profile

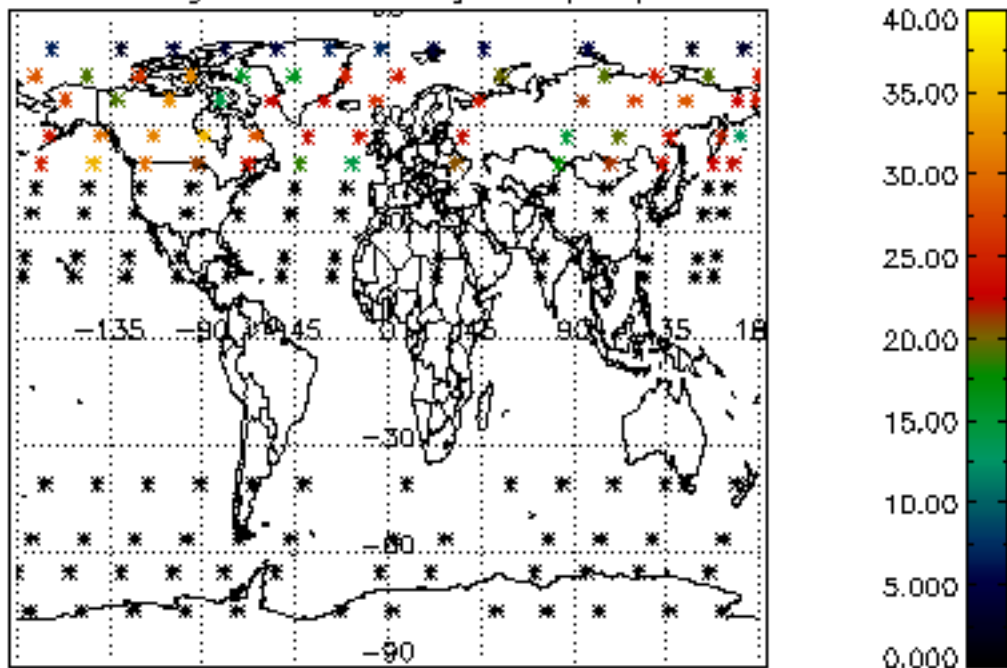


Percentage of saturation errors per profile

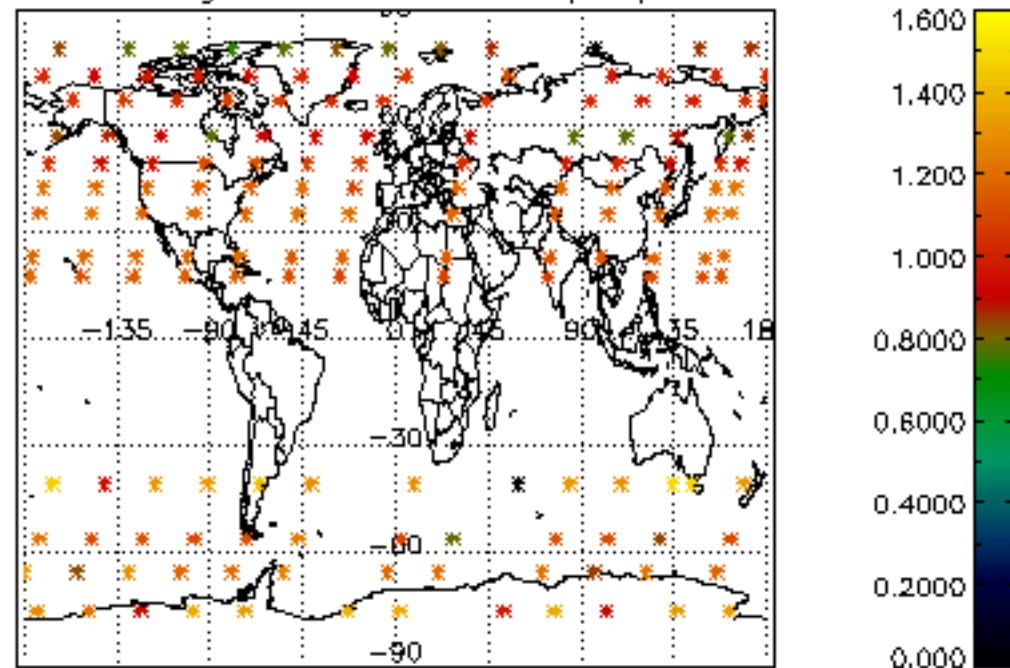




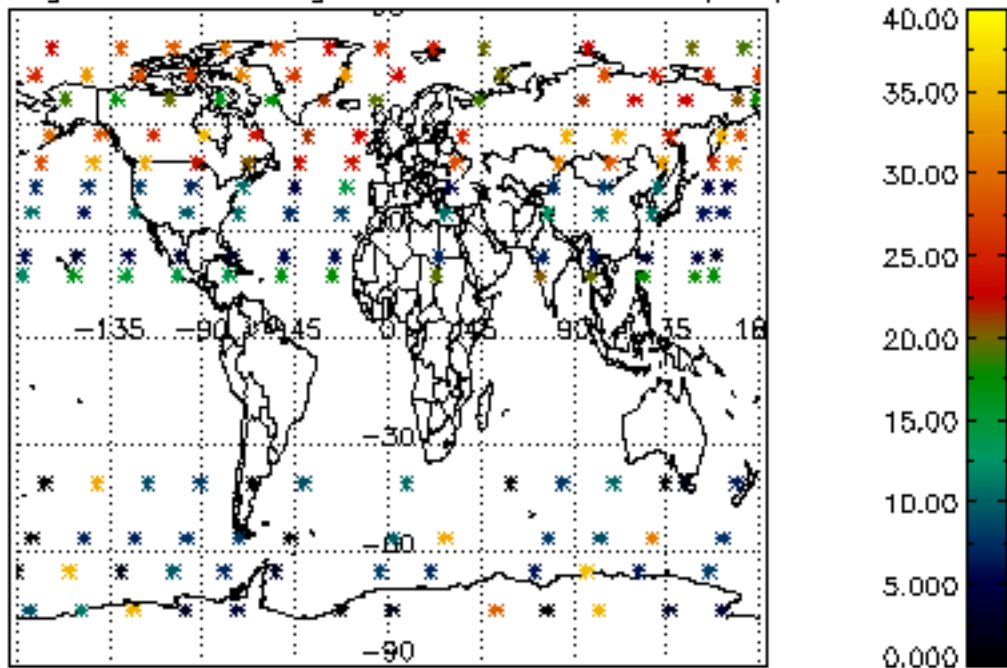
Percentage of cosmic ray hits per profile



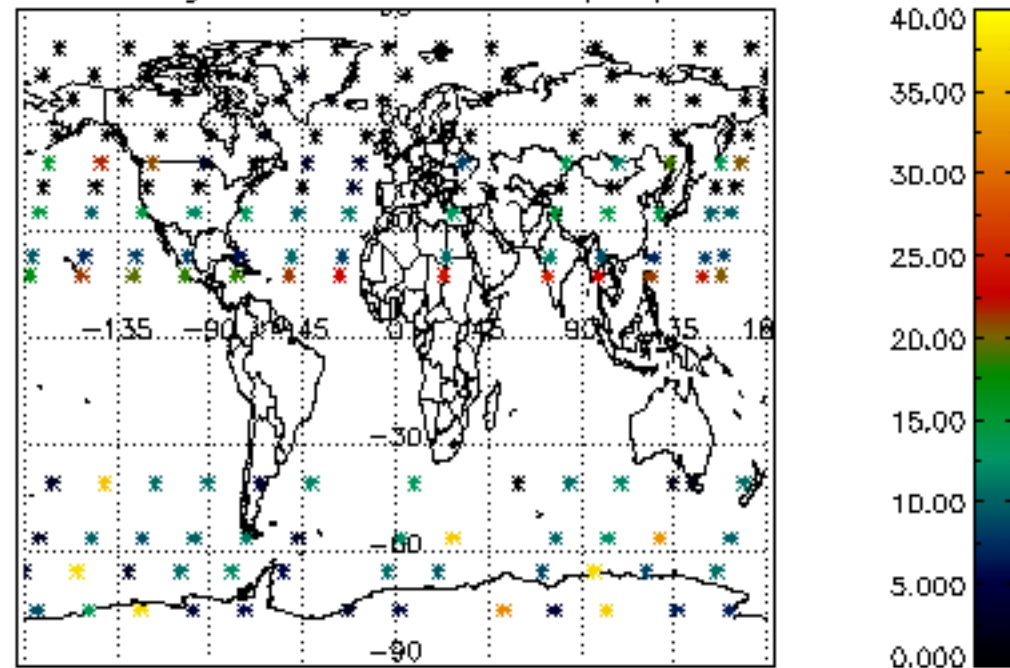
Percentage of datation errors per profile

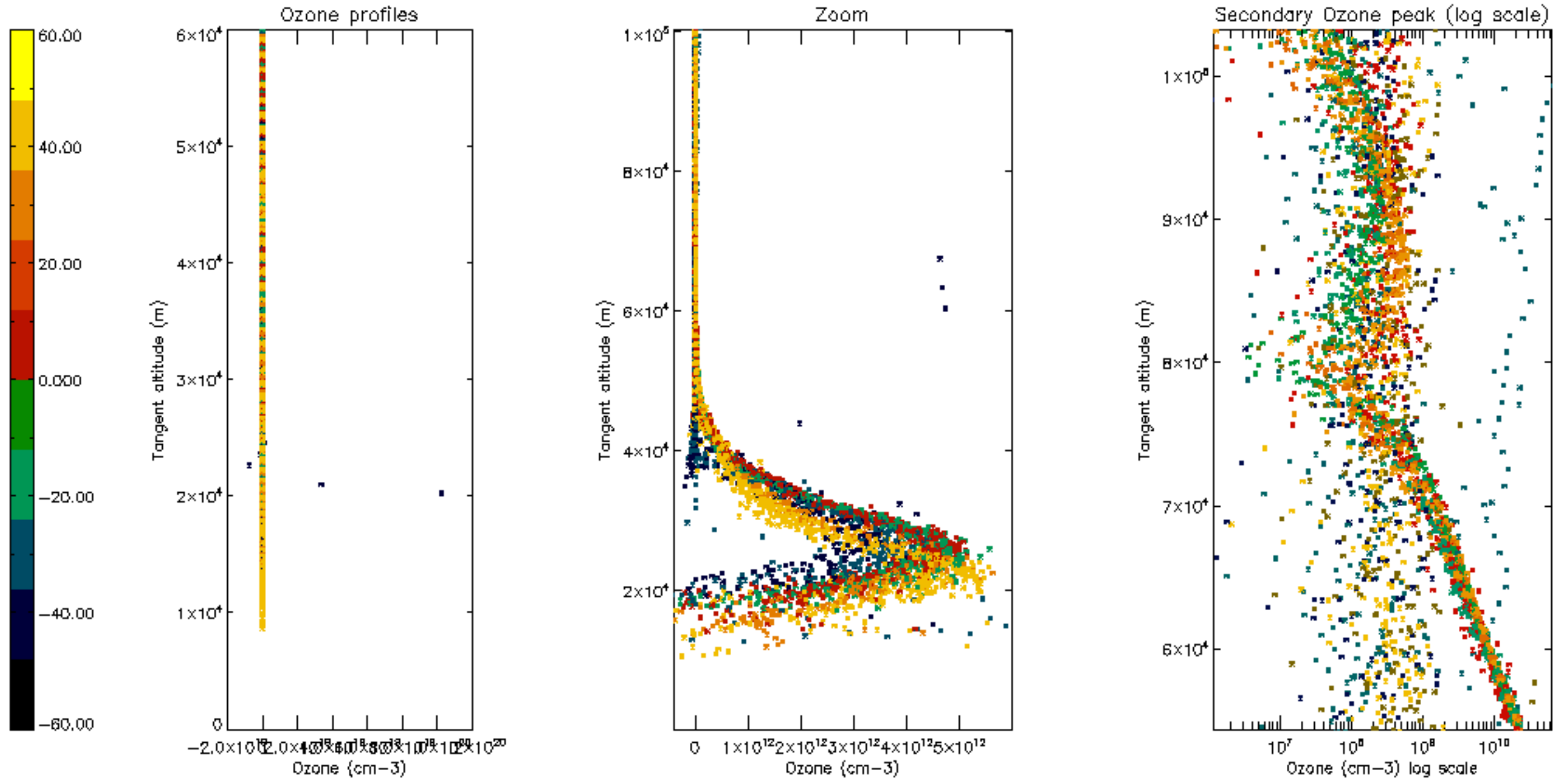


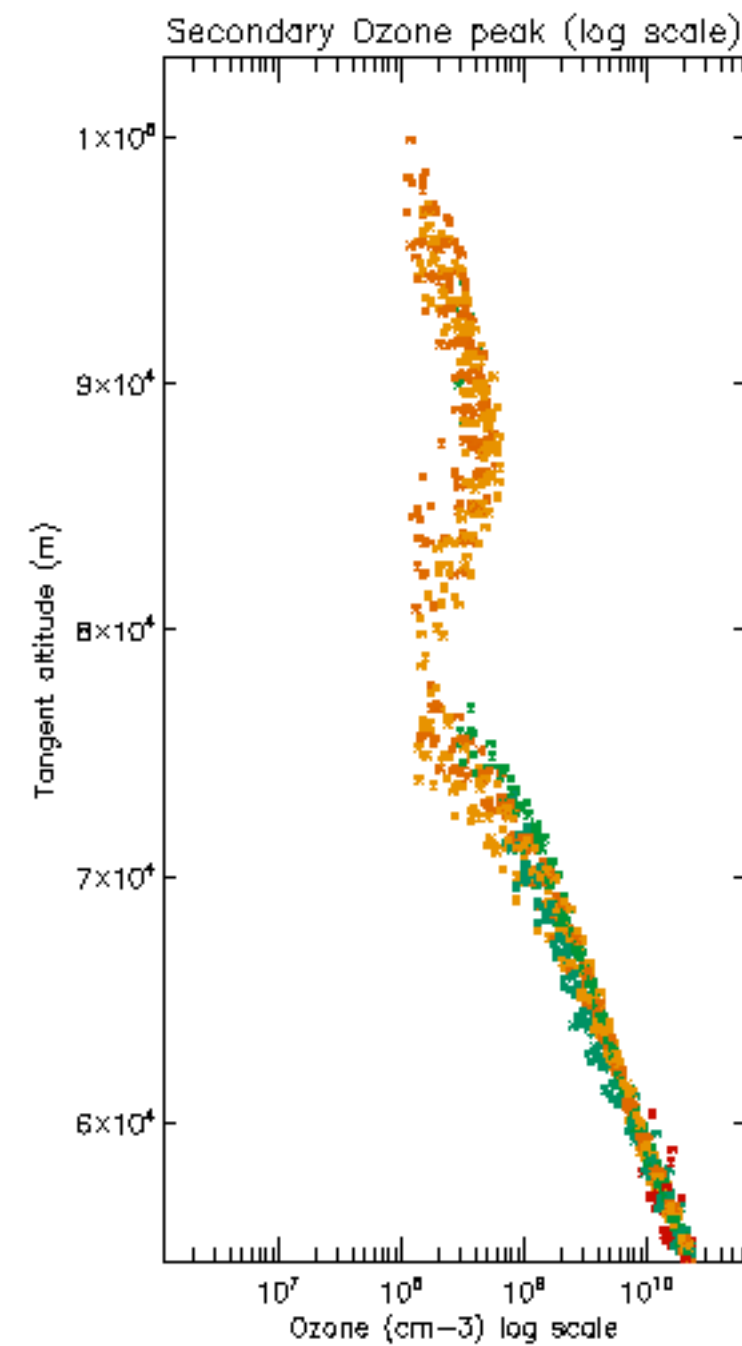
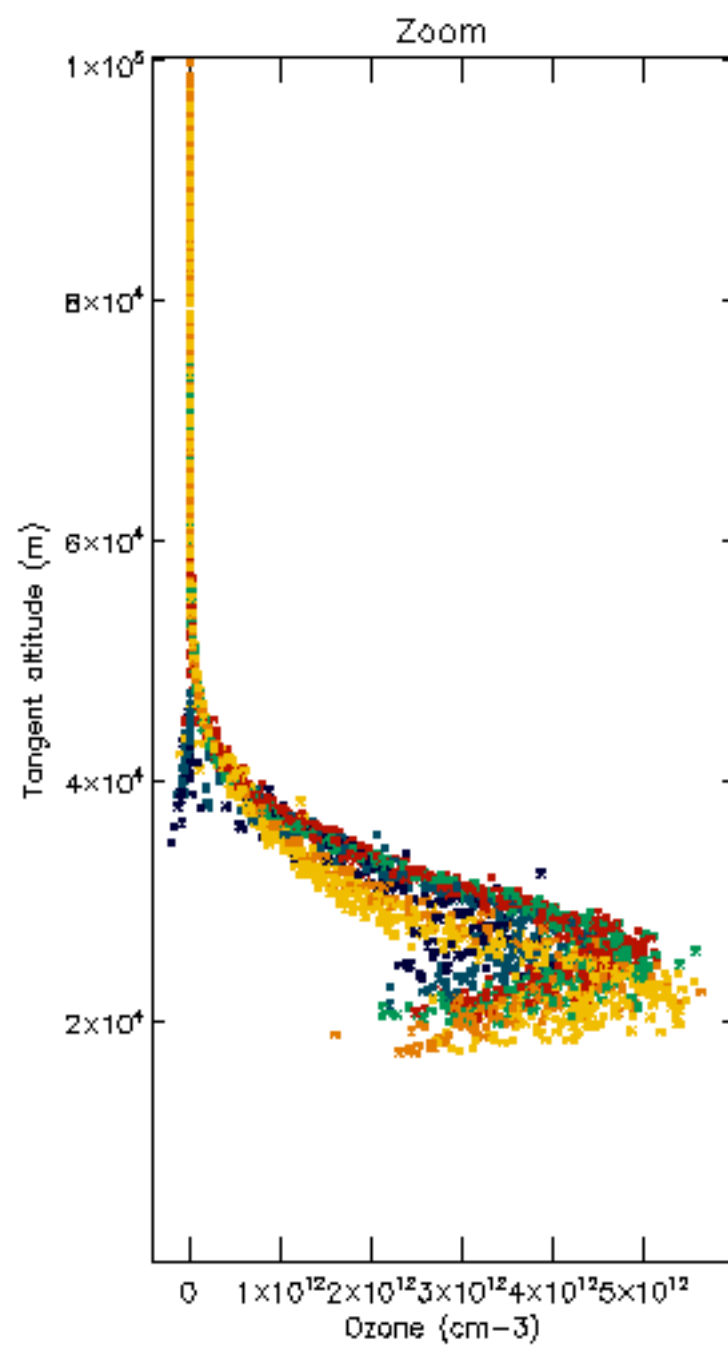
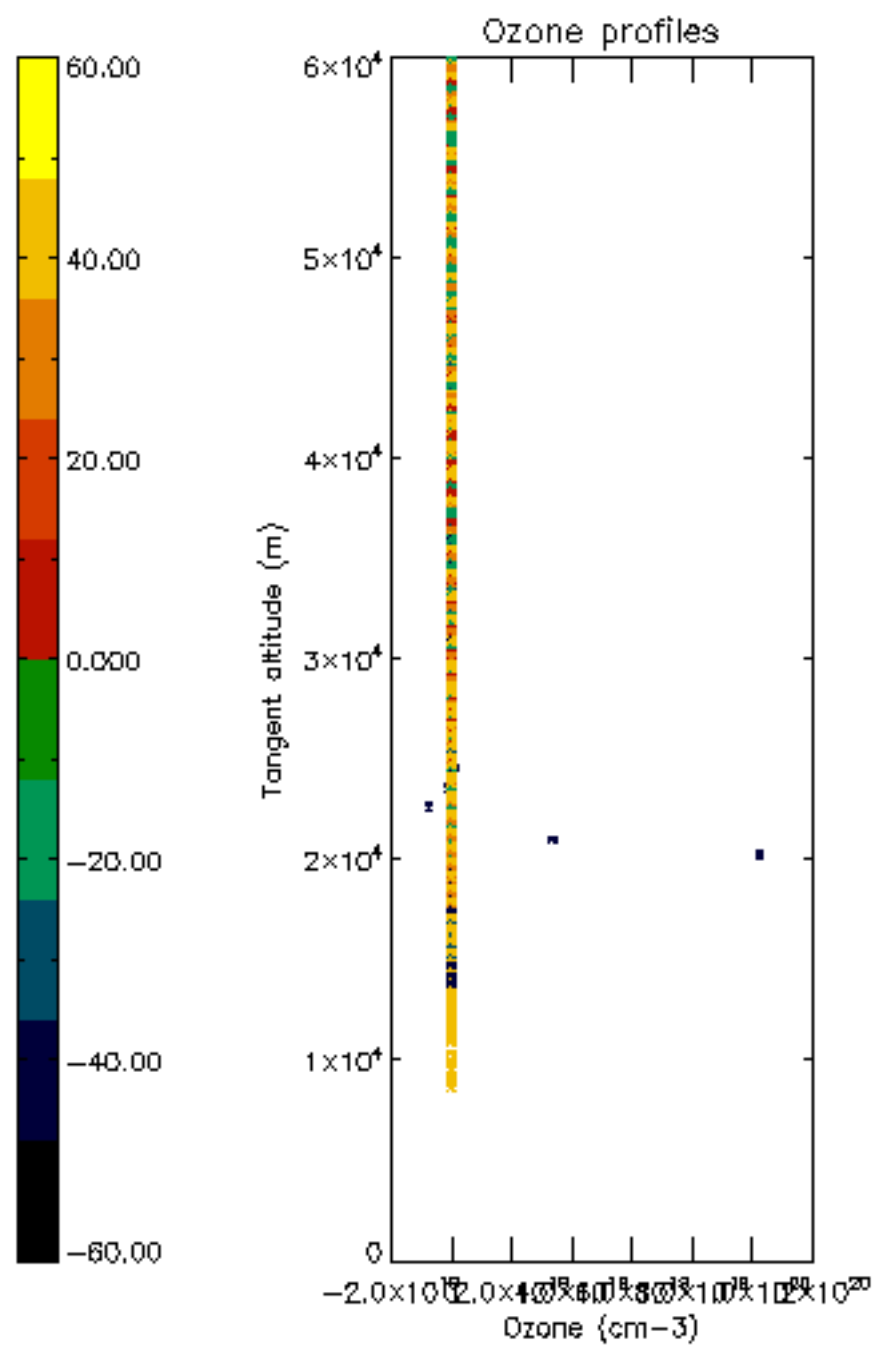
Percentage of star falling outside central band per profile

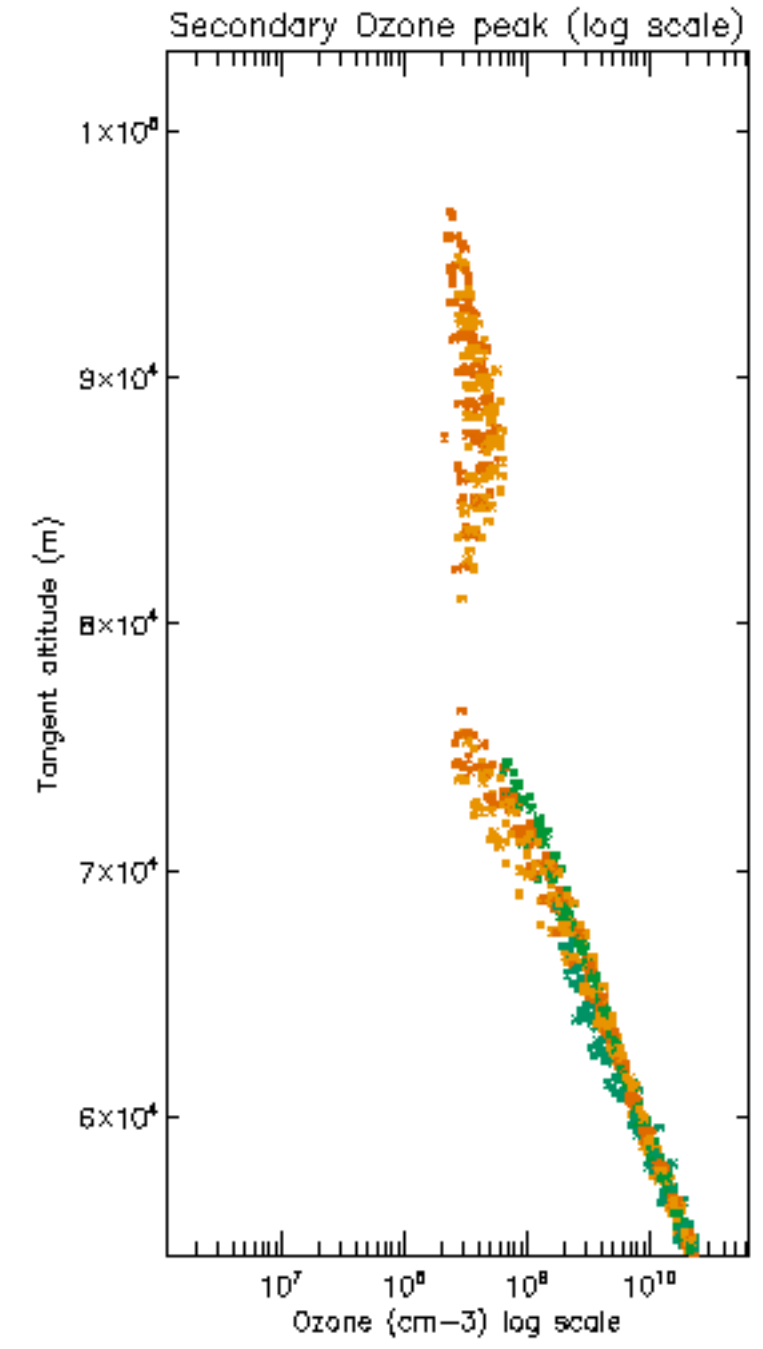
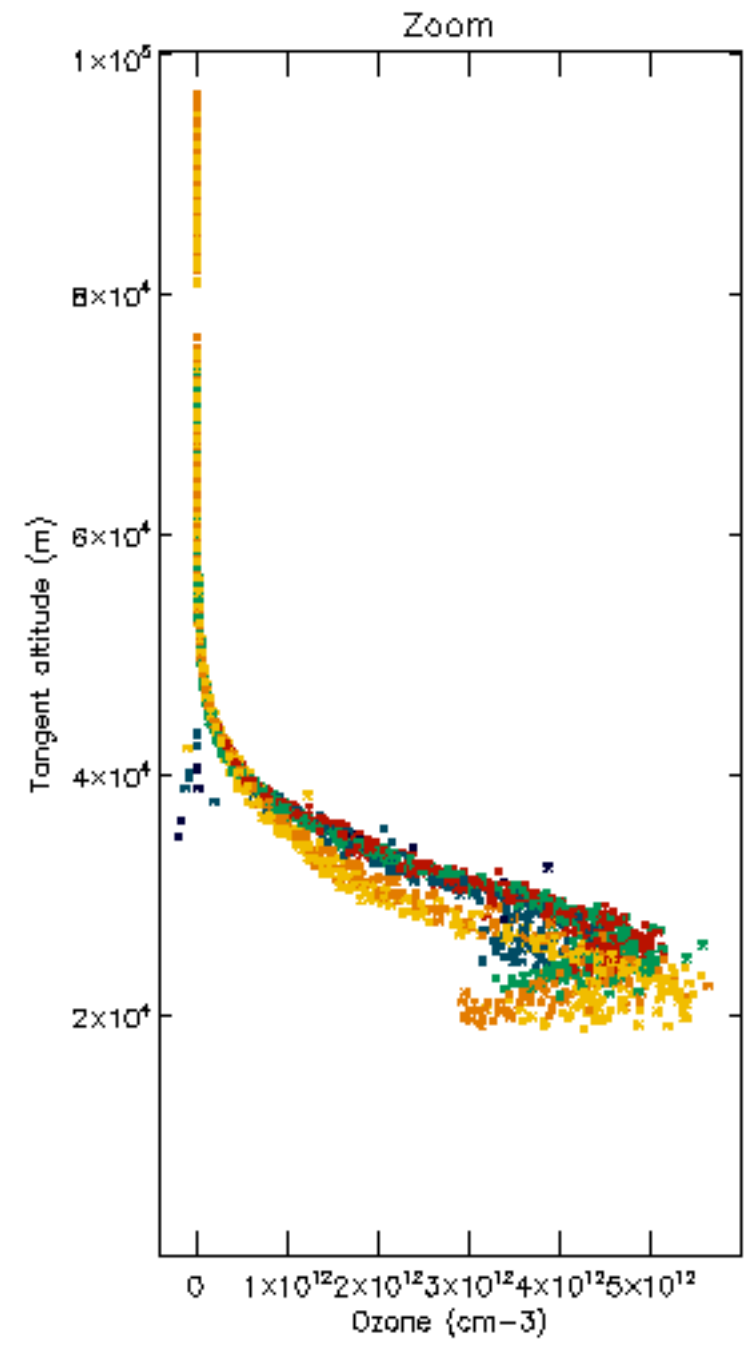
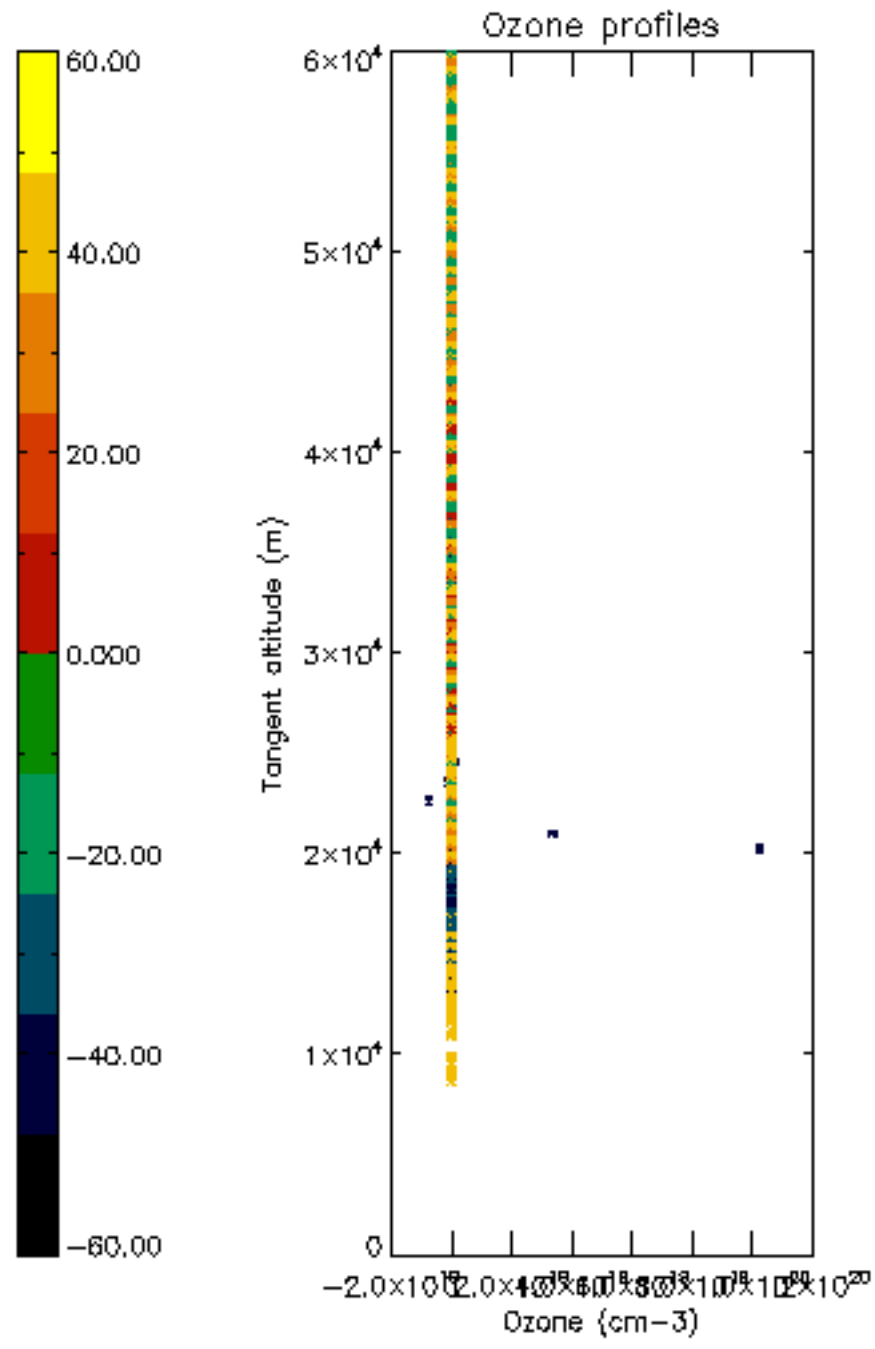


Percentage of saturation errors per profile

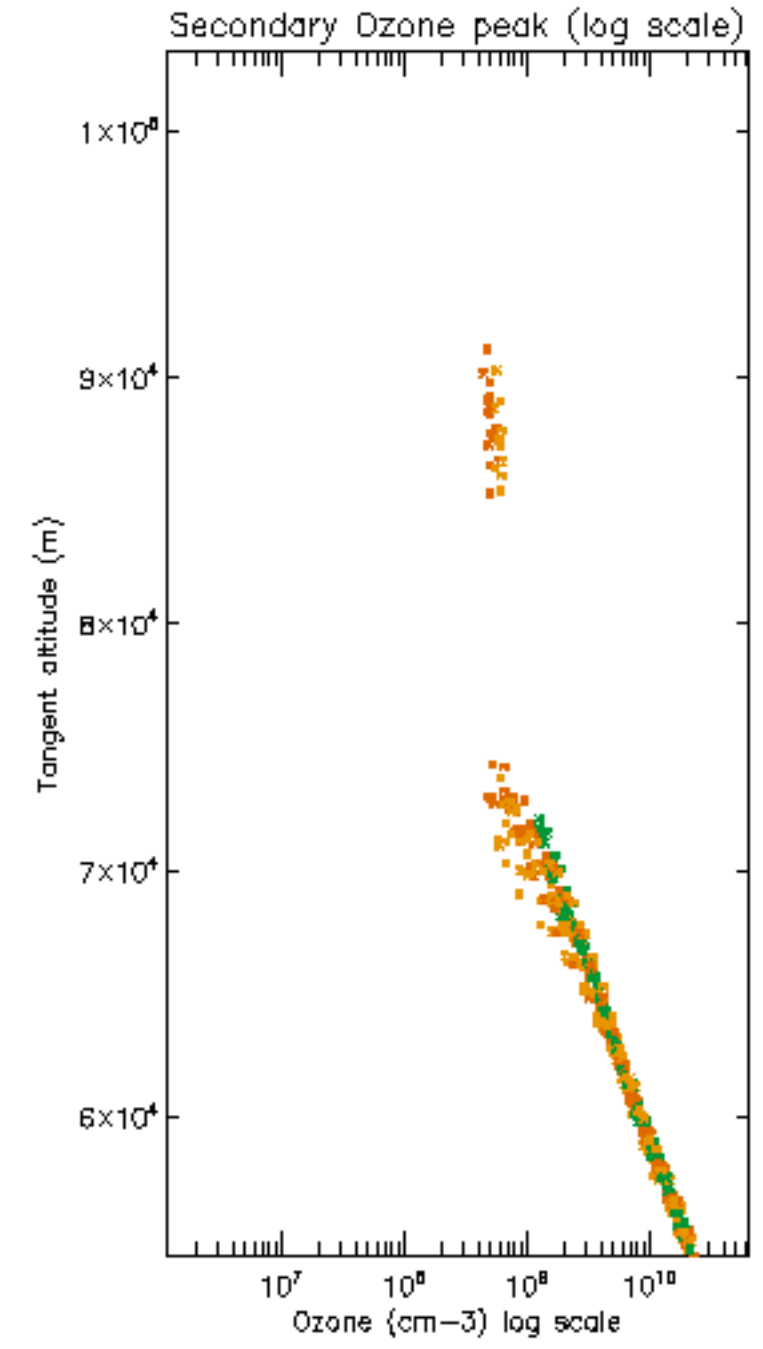
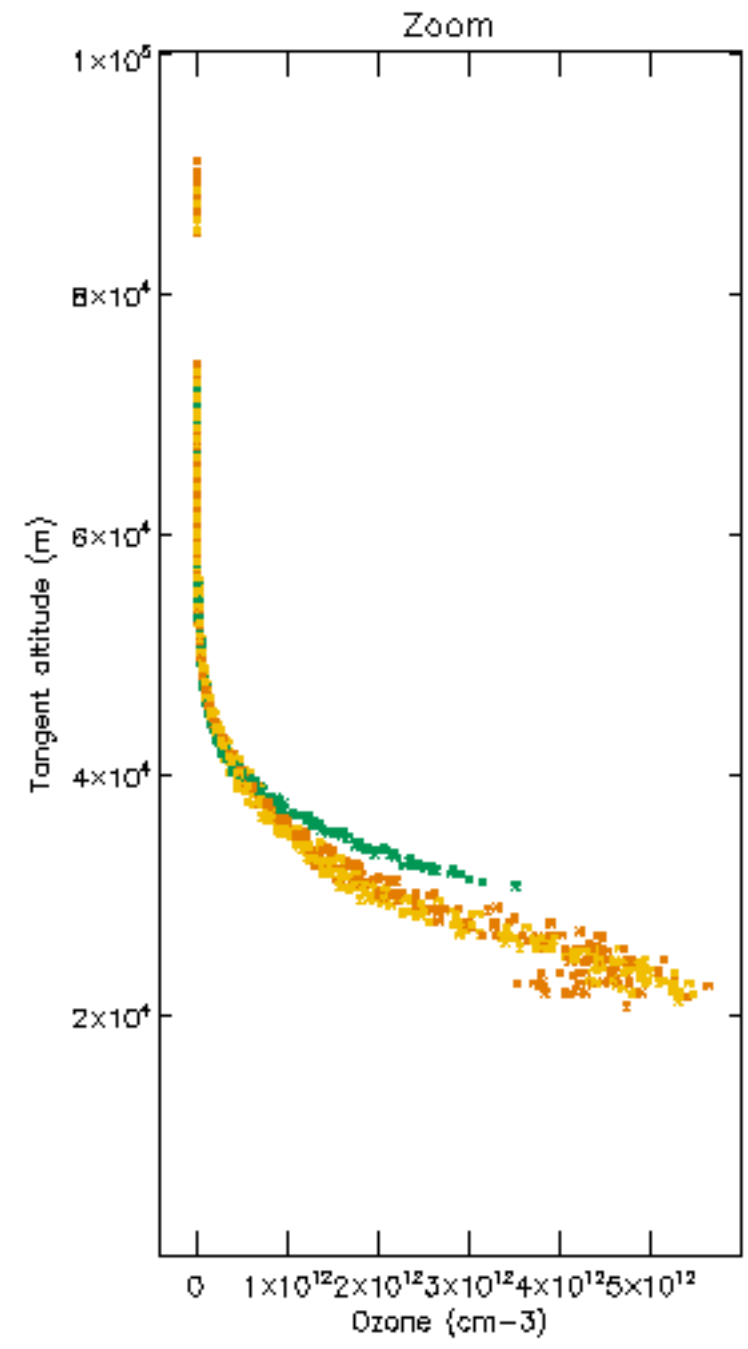
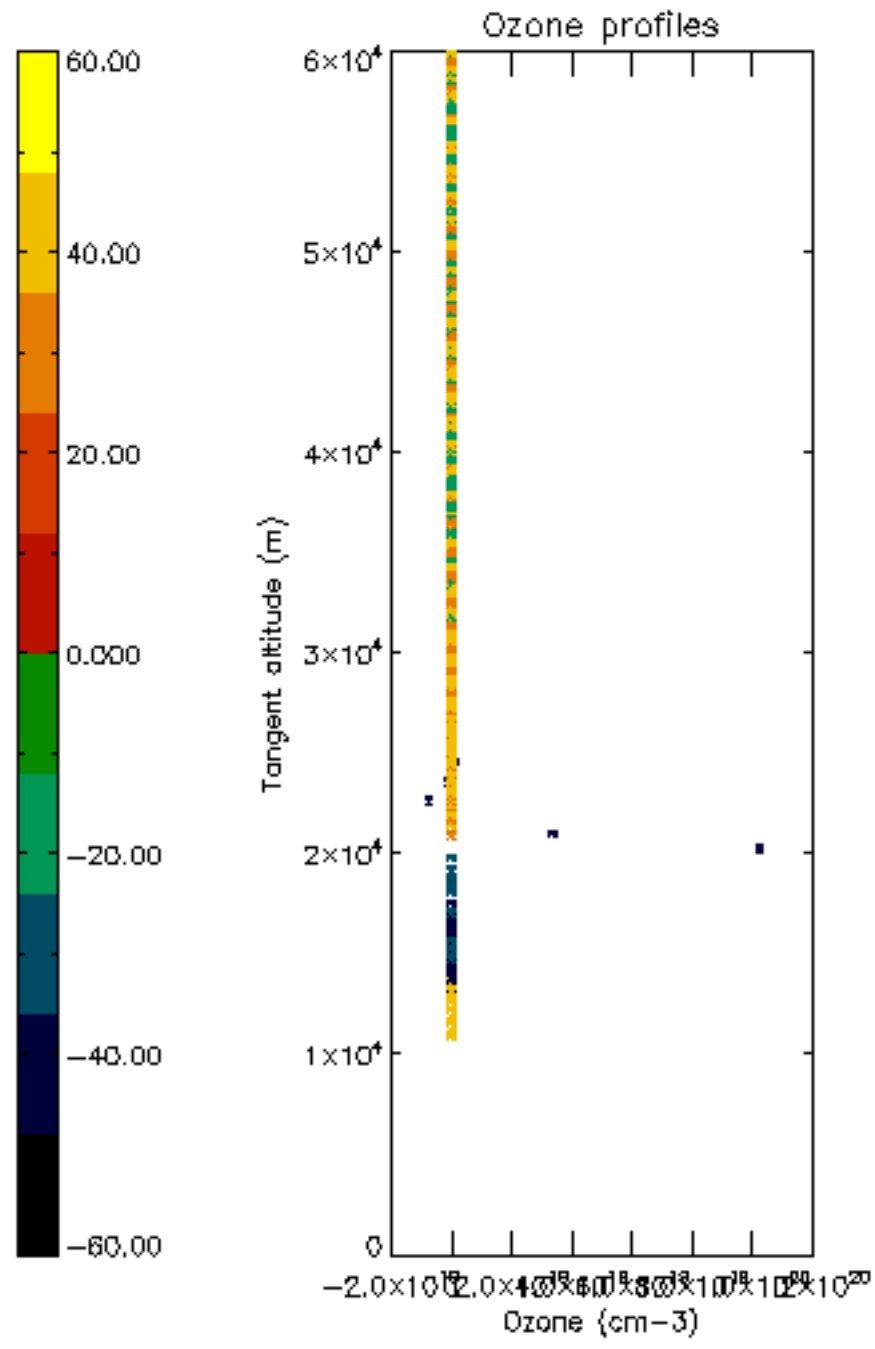


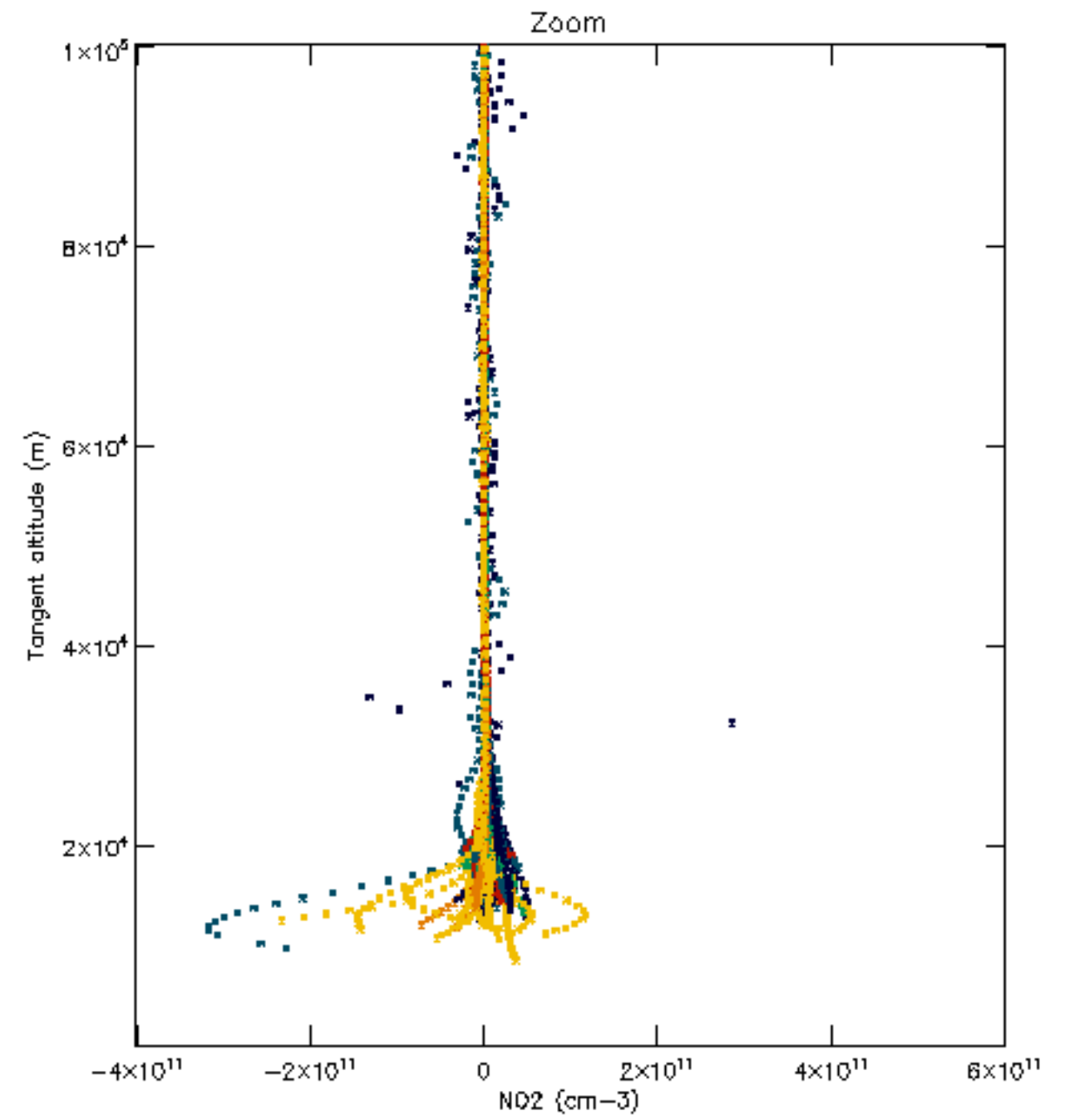
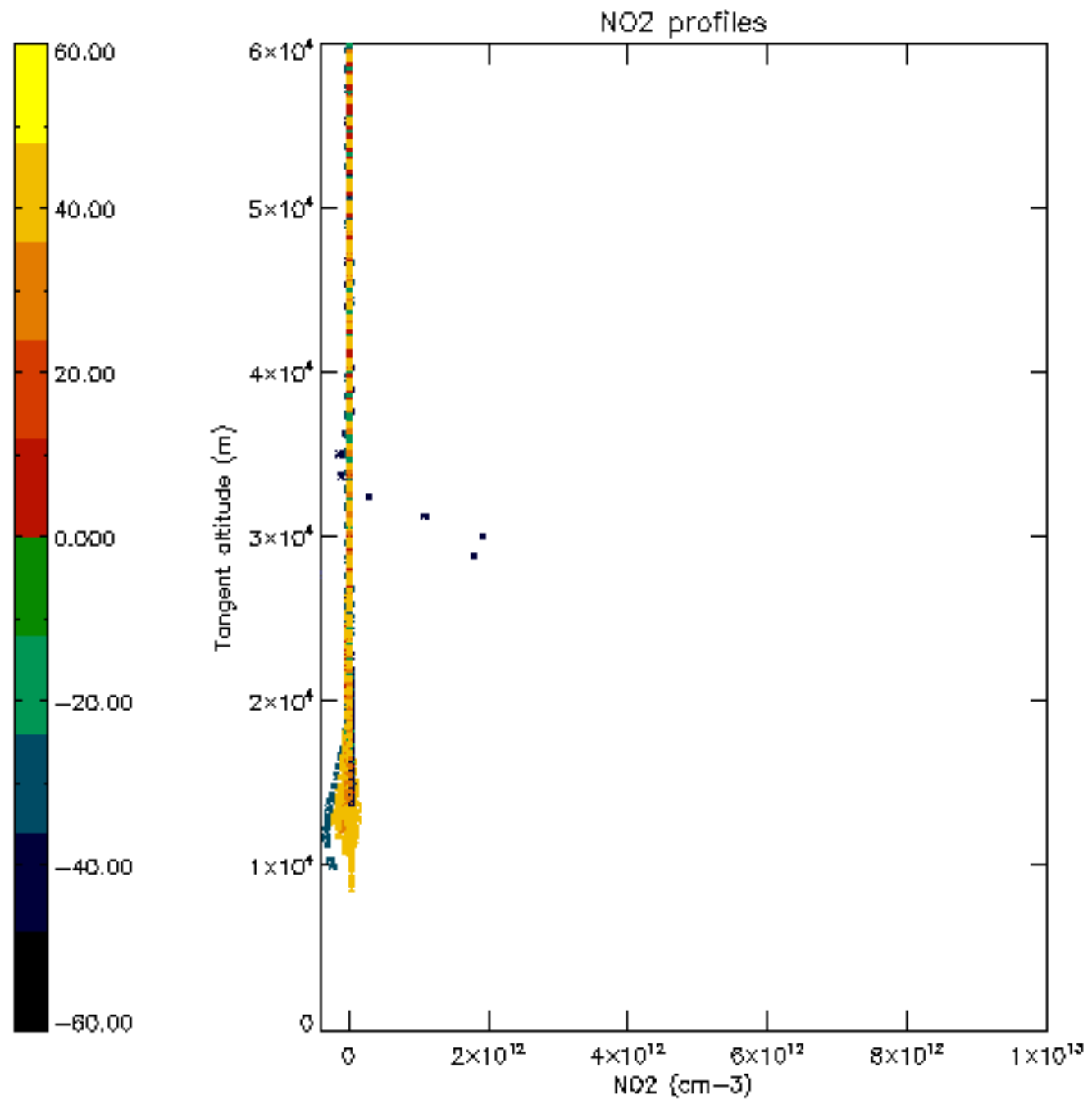


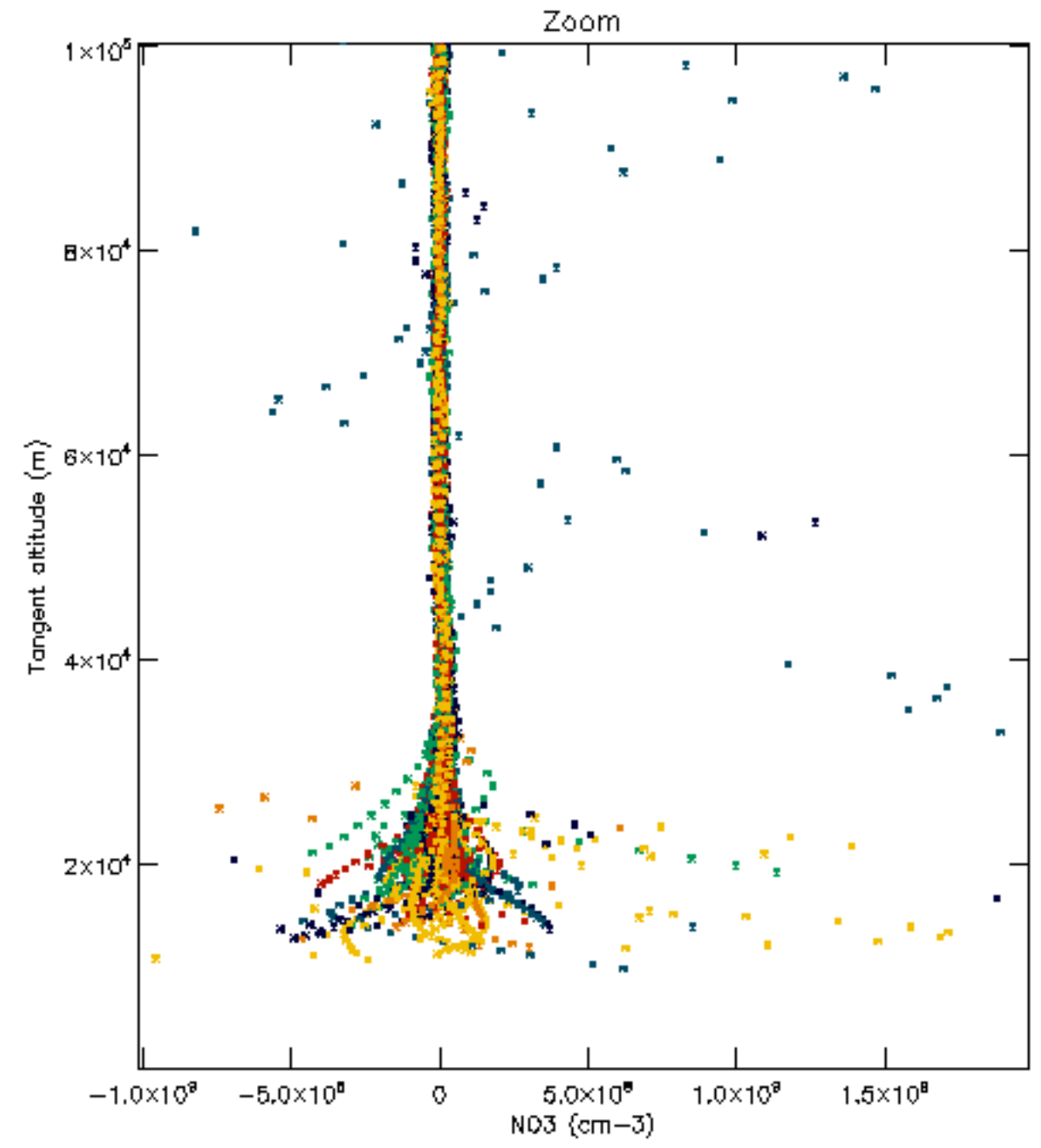
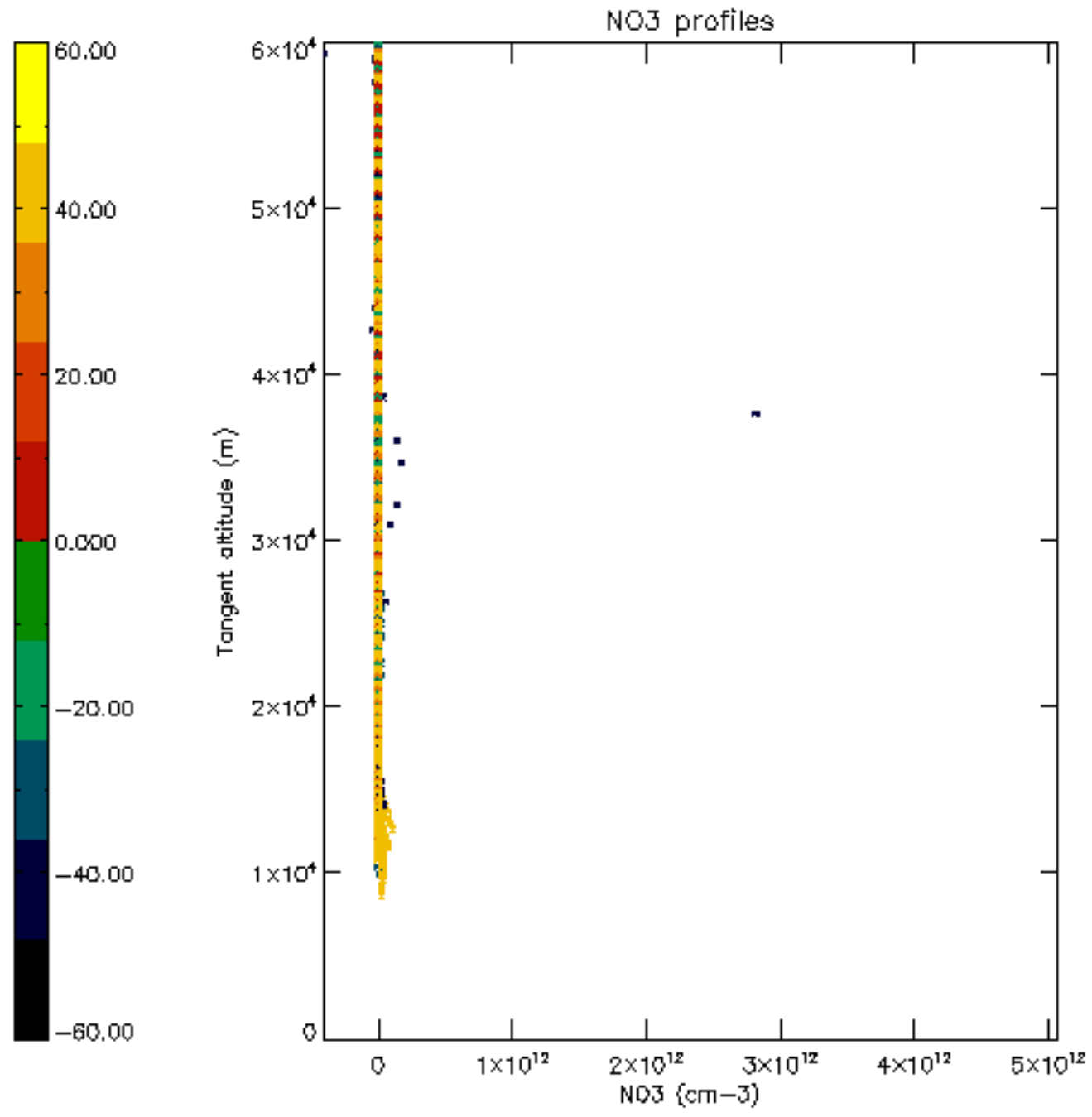


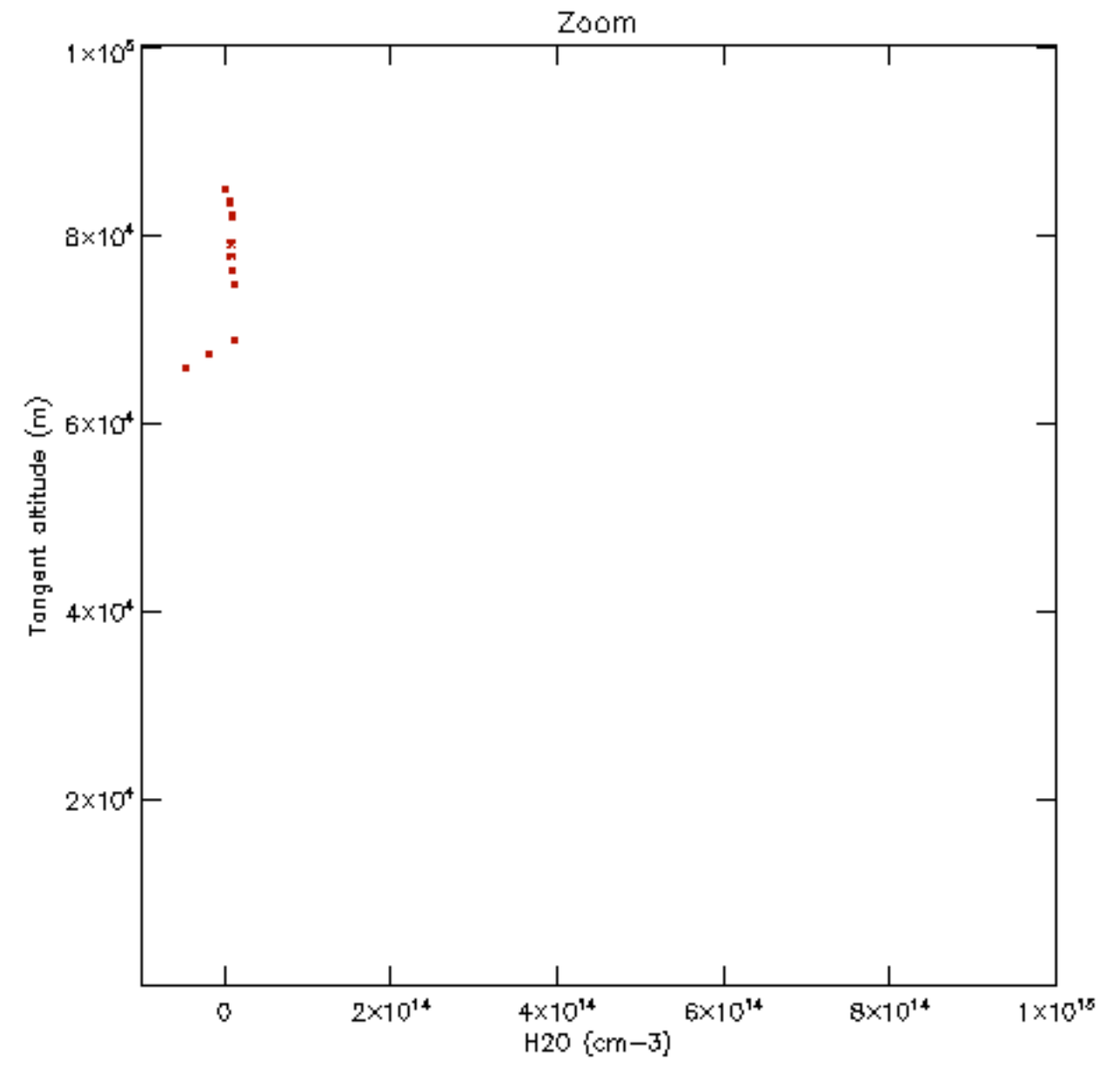
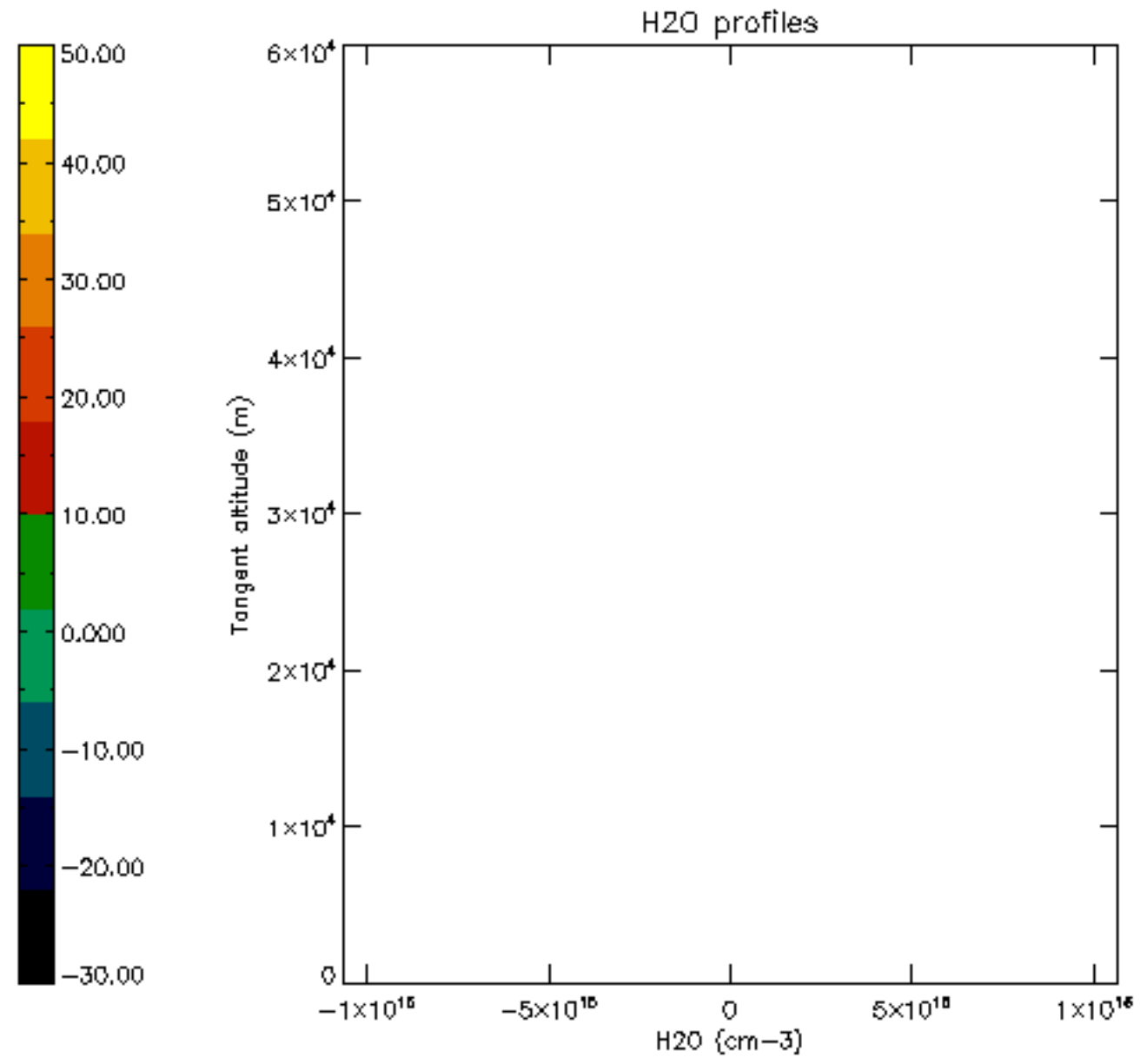




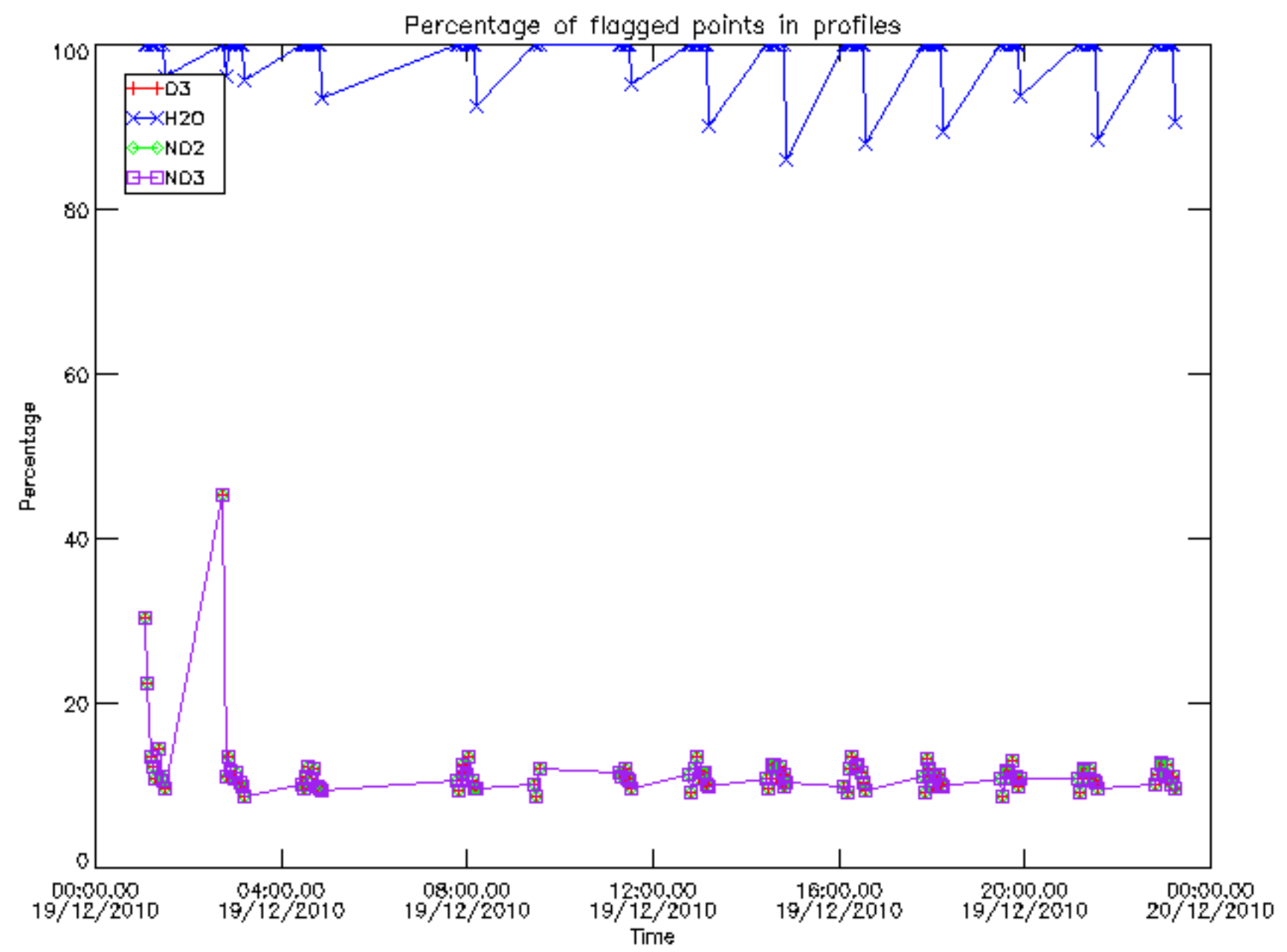




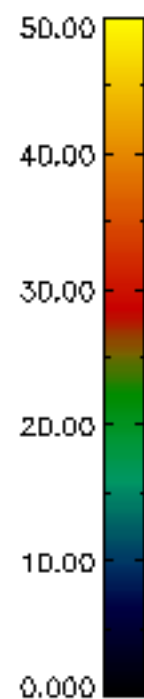
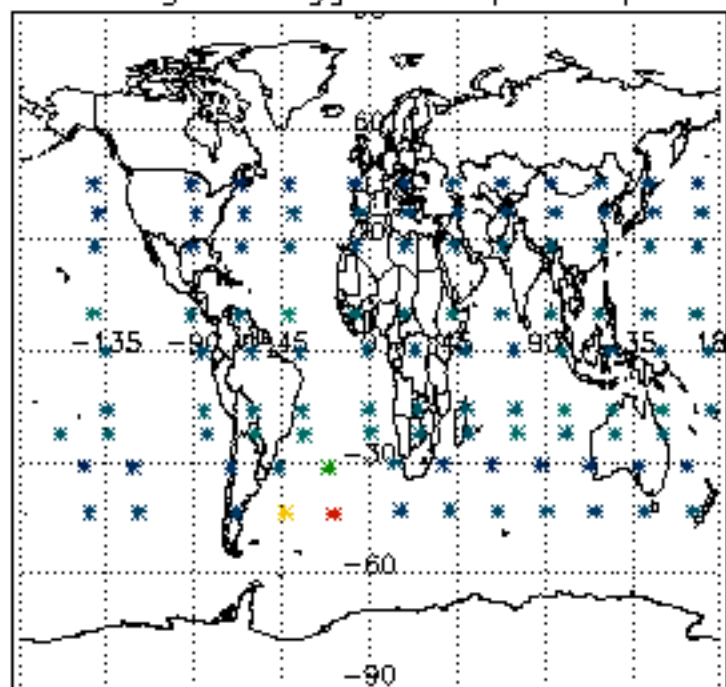




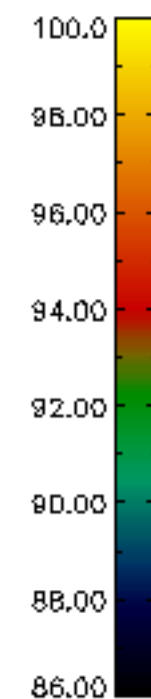
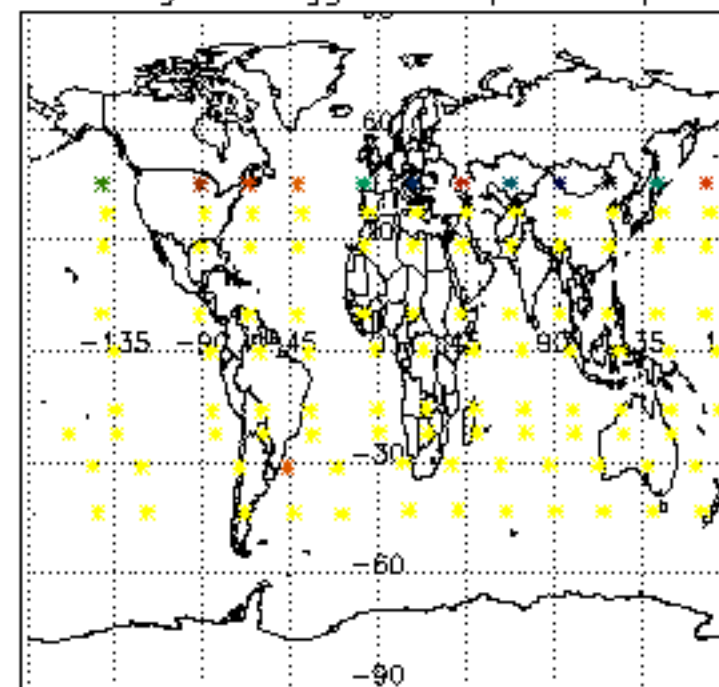




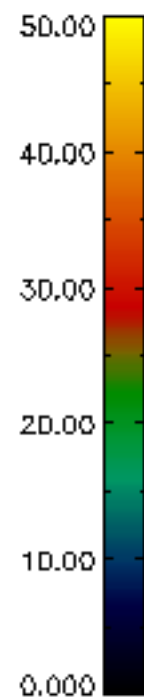
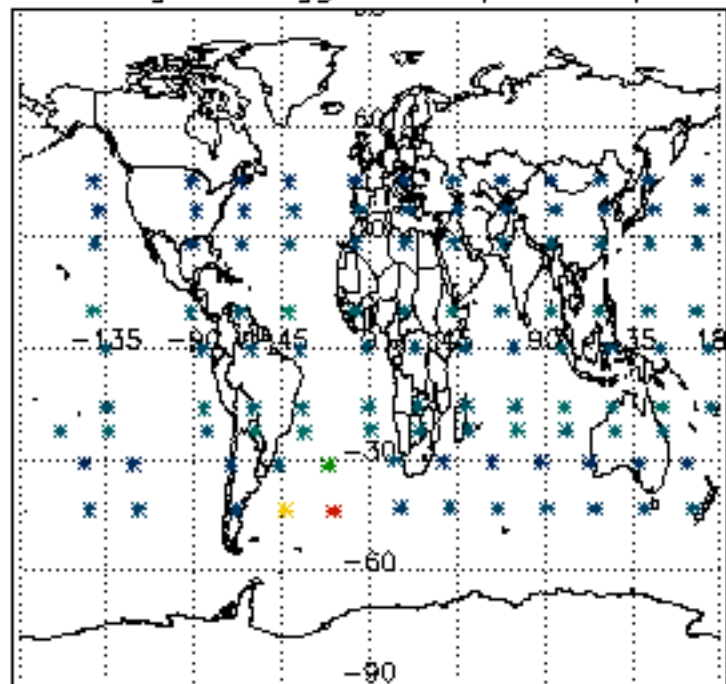
Percentage of flagged data per D3 profile



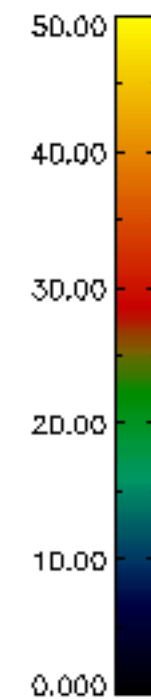
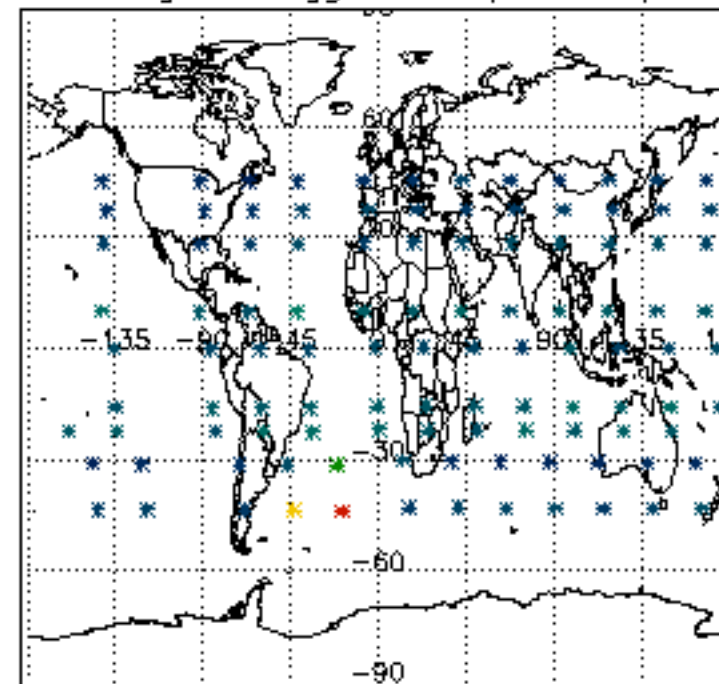
Percentage of flagged data per H2O profile

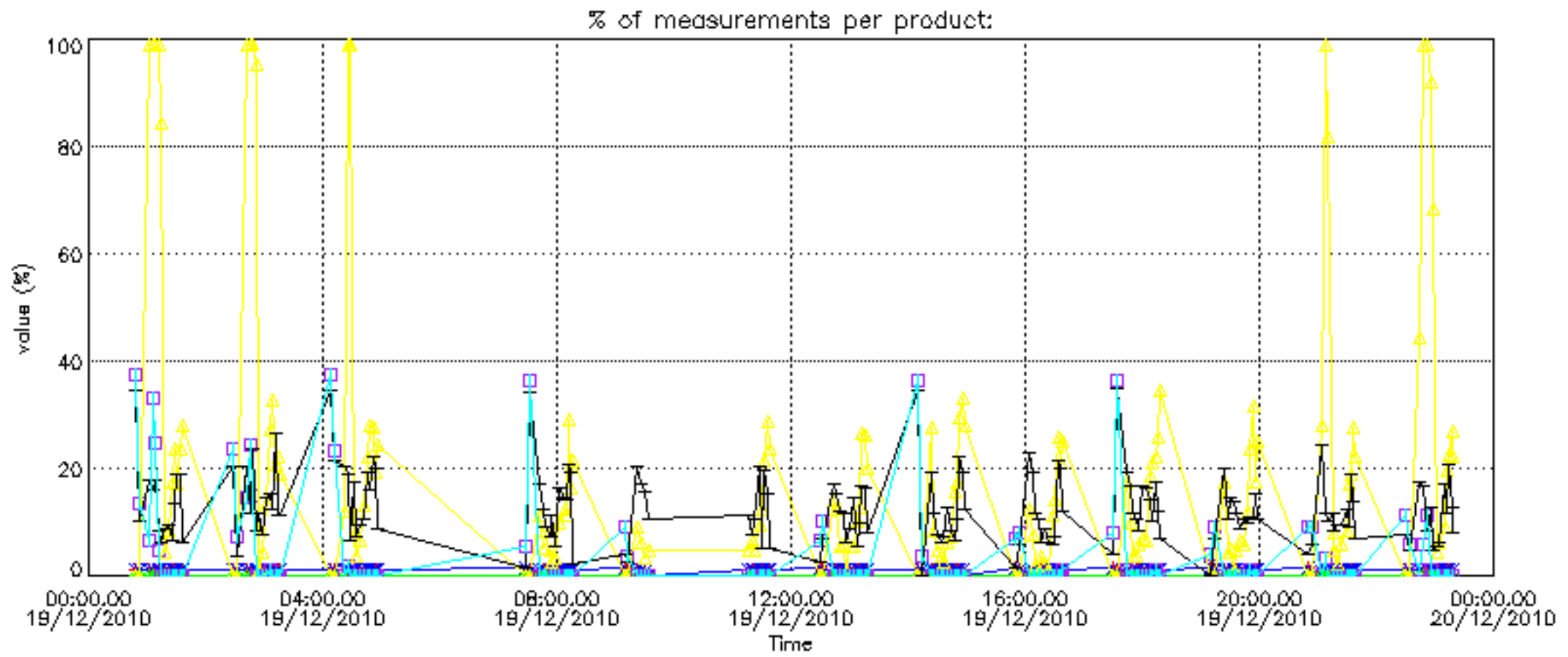


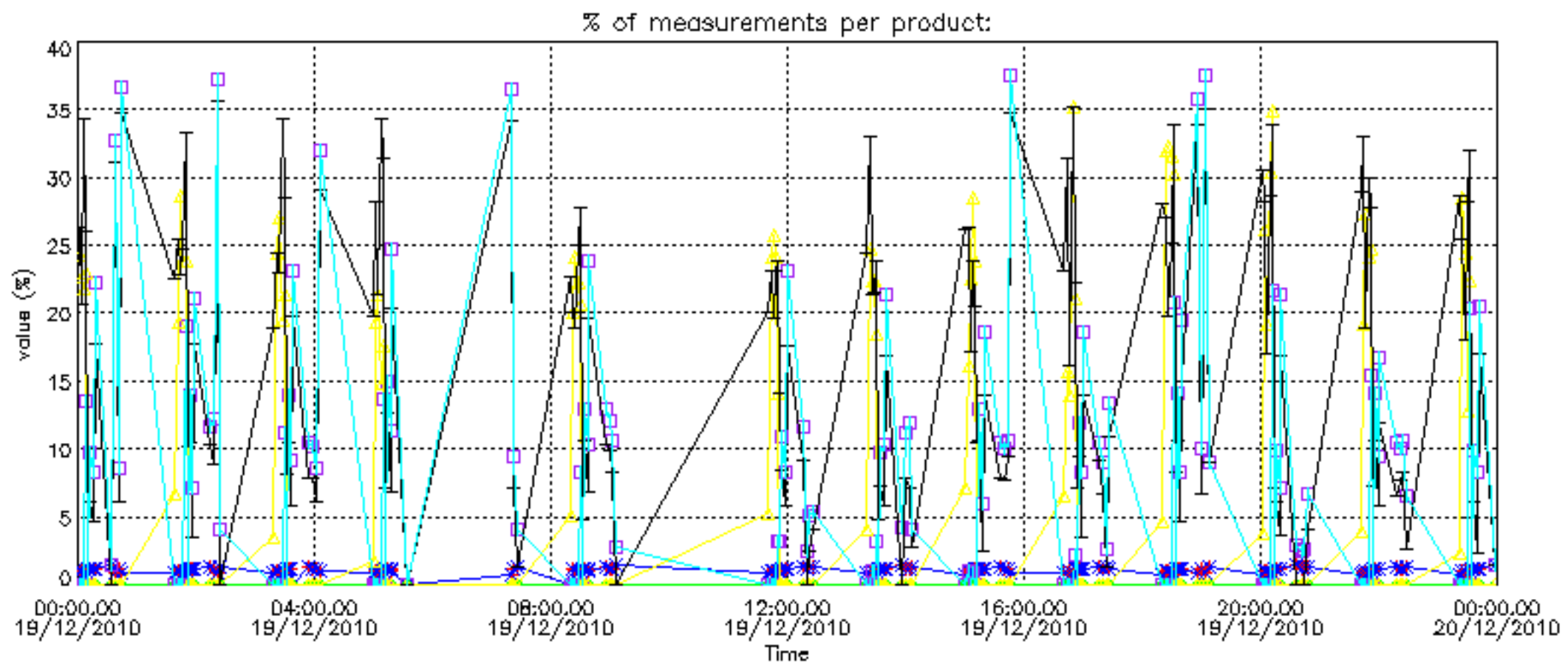
Percentage of flagged data per NO2 profile



Percentage of flagged data per NO3 profile

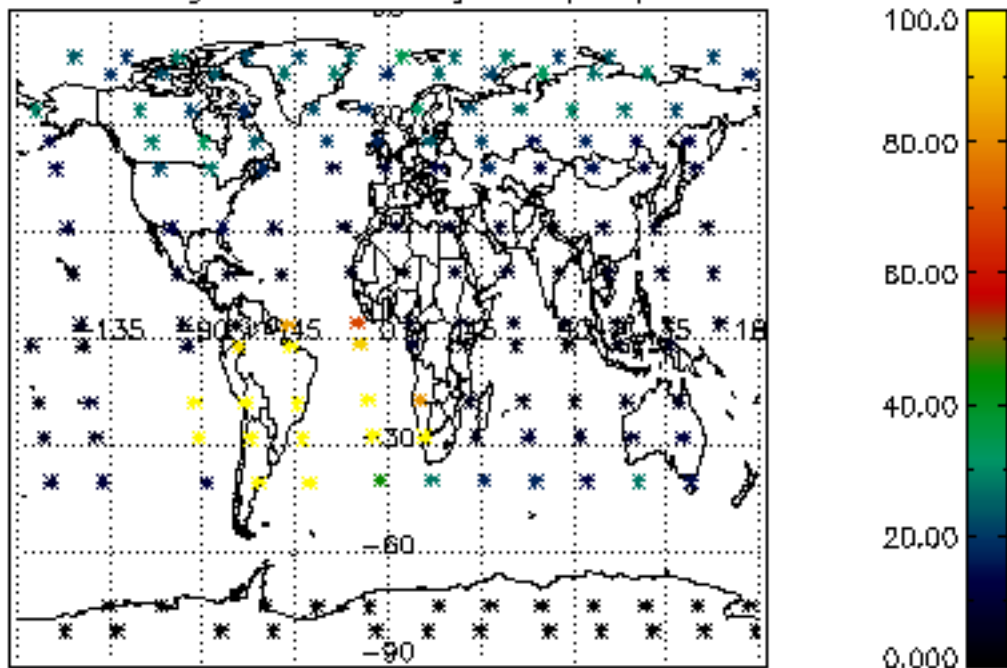




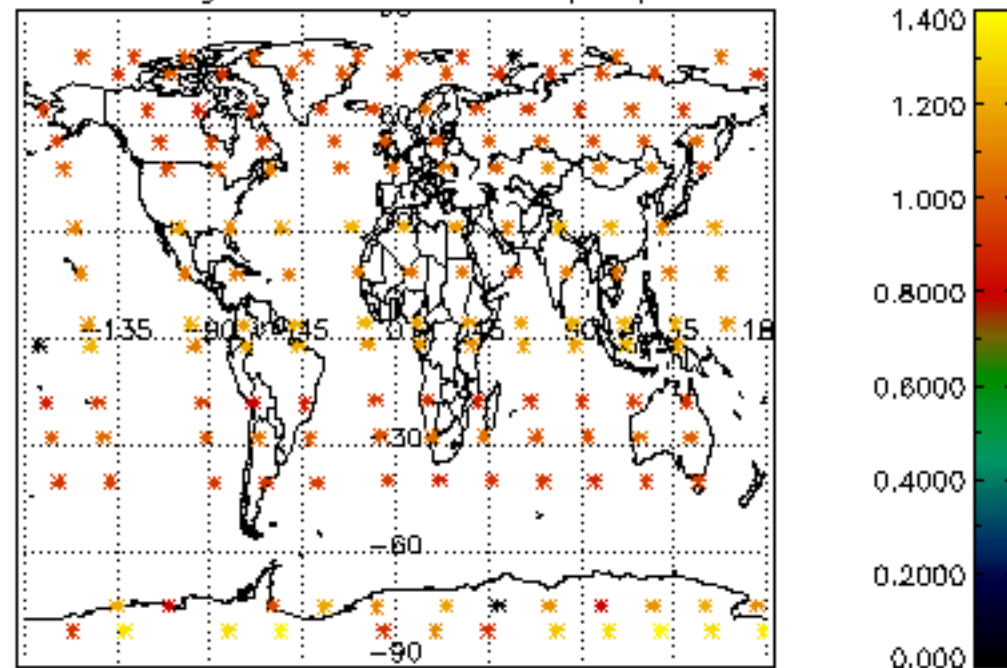




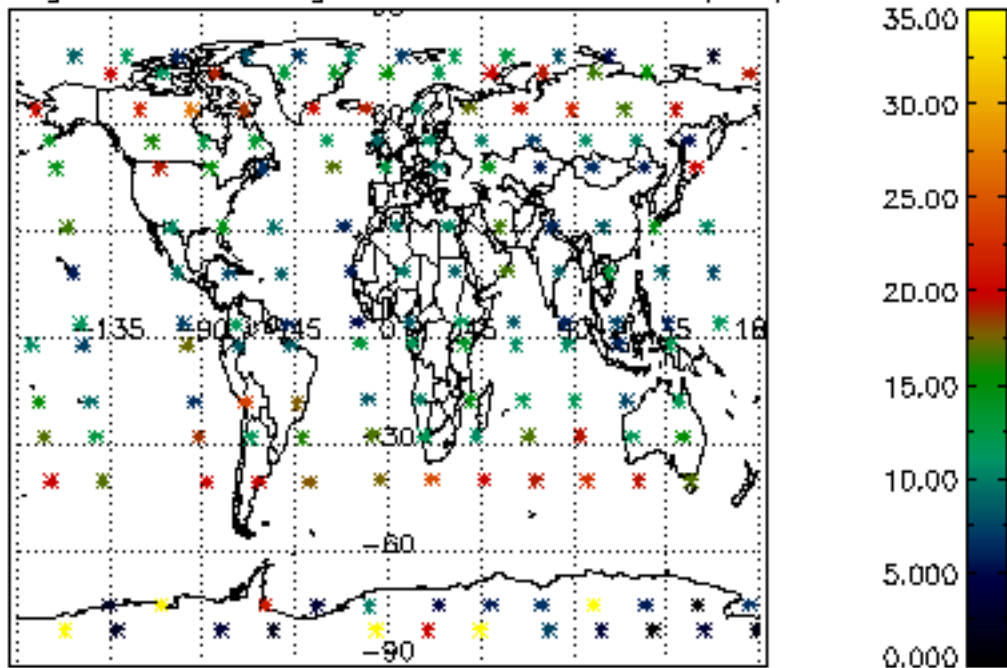
Percentage of cosmic ray hits per profile



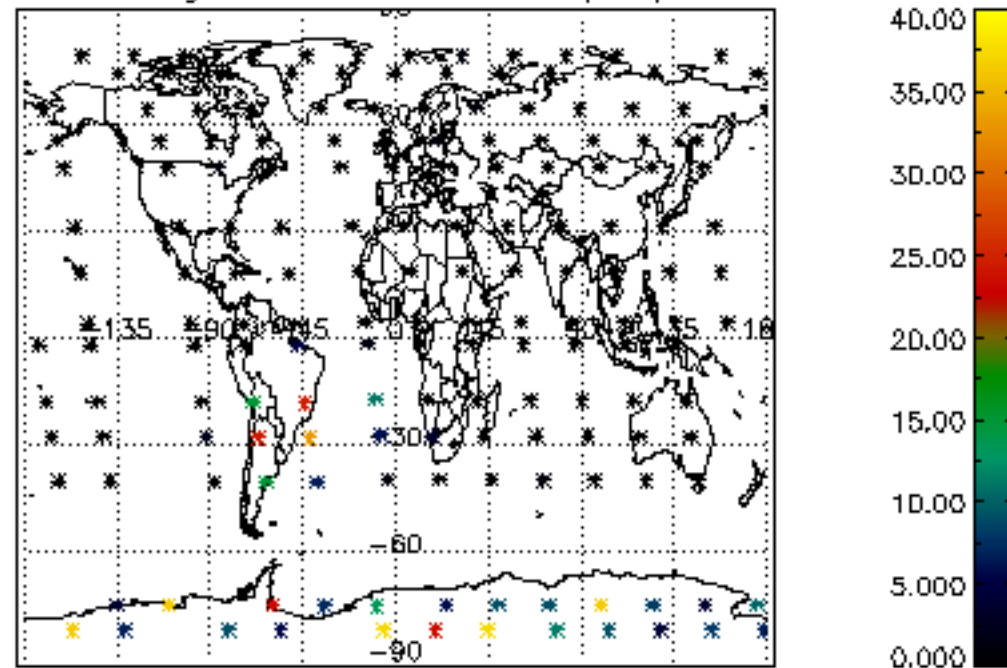
Percentage of datation errors per profile



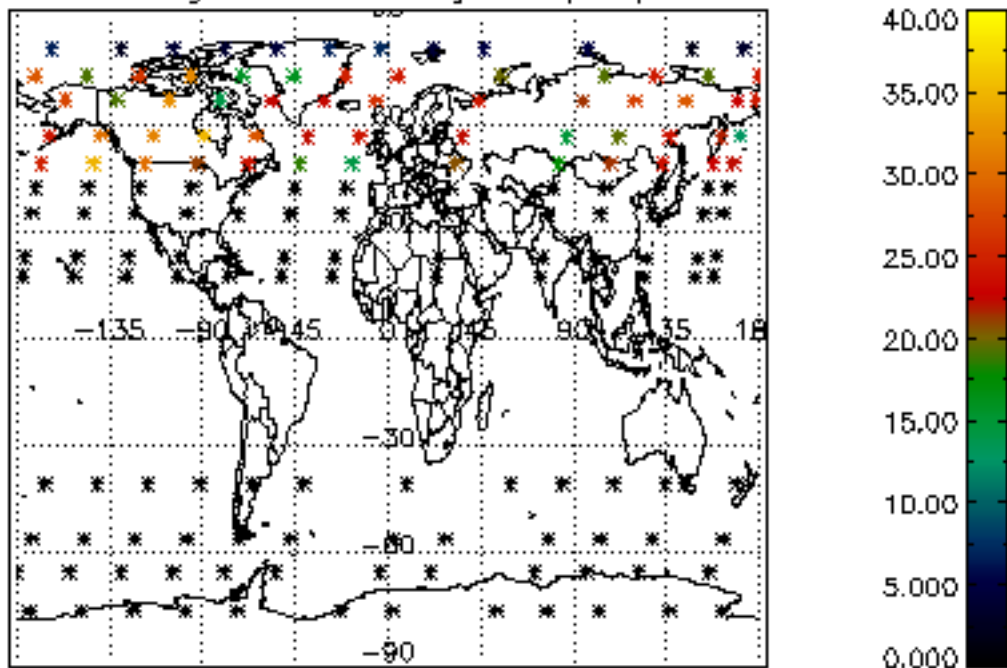
Percentage of star falling outside central band per profile



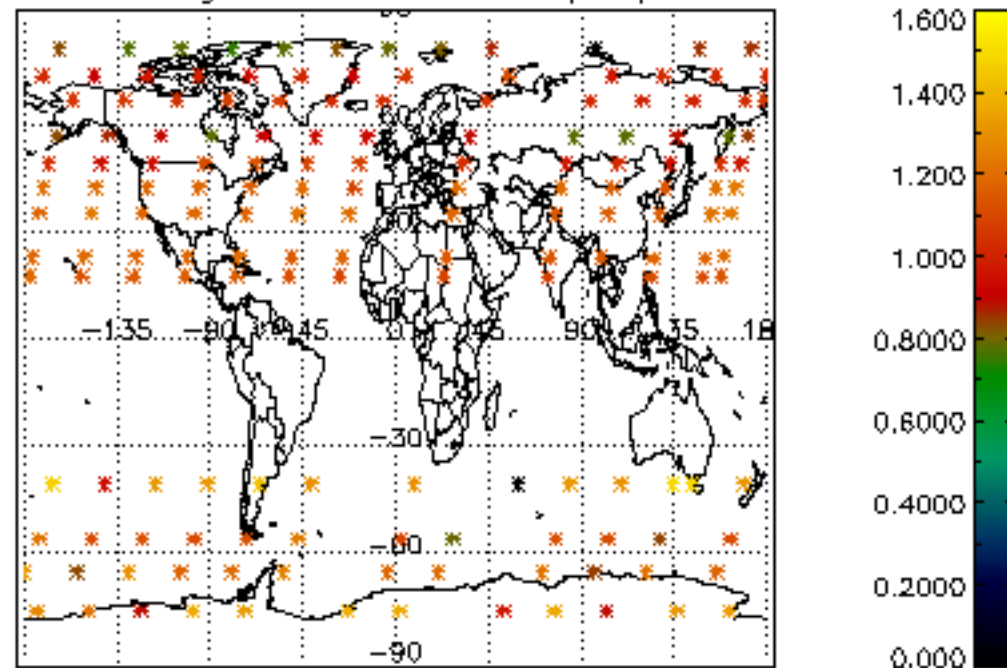
Percentage of saturation errors per profile



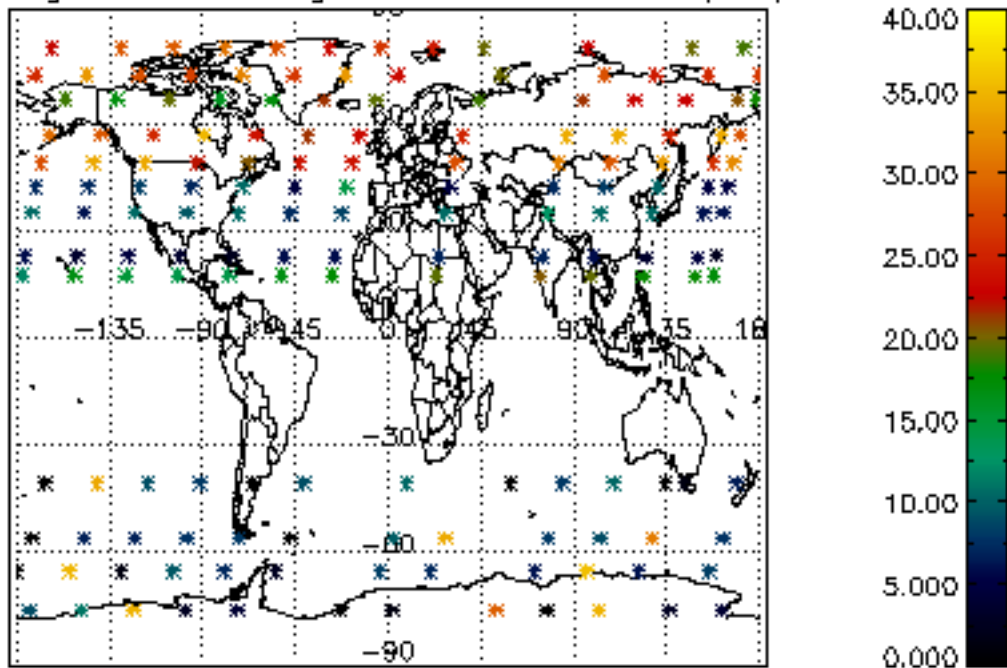
Percentage of cosmic ray hits per profile



Percentage of datation errors per profile



Percentage of star falling outside central band per profile



Percentage of saturation errors per profile

