

# GOMOS Level 2 Daily Report

## SUMMARY

### [1. General Info](#)

### [2. Summary of processed GOM\\_NL\\_2P products](#)

### [3. Level 2 Quality information per product](#)

#### [3.1 Plot of level 2 quality information per product \(time dependant\)](#)

#### [3.2 Plot of level 2 quality information per product \(world map\)](#)

### [4. Level 1 Quality information per product \(stored on level 2 products\)](#)

#### [4.1 Plot of level 1 quality information per product \(time dependant\)](#)

##### [4.1.1 Plot of level 1 quality information per product \(time dependant\): ASCENDING](#)

##### [4.1.2 Plot of level 1 quality information per product \(time dependant\): DESCENDING](#)

#### [4.2 Plot of level 1 quality information per product \(world map\)](#)

##### [4.2.1 Plot of level 1 quality information per product \(world map\): ASCENDING](#)

##### [4.2.2 Plot of level 1 quality information per product \(world map\): DESCENDING](#)

### [5. Ozone profiles based on quality statistics and other trace gas profiles](#)

#### [5.1 Ozone statistics based on quality of products](#)

#### [5.2 Plot ozone profiles for all STD \(dark without errors\)](#)

#### [5.3 Plot ozone profiles where STD < 20% \(dark without errors\)](#)

#### [5.4. Plot ozone profiles where STD < 10% \(dark without errors\)](#)

#### [5.5. Plot ozone profiles where STD < 5% \(dark without errors\)](#)

#### [5.6 Plot NO2 profiles for all STD \(dark without errors\)](#)

#### [5.7 Plot NO3 profiles for all STD \(dark without errors\)](#)

#### [5.8 Plot H2O profiles \(only for occultations of stars 1,2,3,4,13,14,16,26,63 dark without errors\) for all STD](#)

### [6. Auxiliary Data Files used for the production reported in section 2](#)

This report presents the daily analysis on parameters extracted from GOMOS level 2 data (GOM\_NL\_\_2P). It is intended to monitor some important parameters that will impact the quality of these products. A list of level 2 products (and content) that have arrived during the reporting day to the PCF is also given.

Item	Value
Time of report generation	29APR2013 16:20:26
Data source version	GOMOS/6.01
Start time of products	30-11-2010 (30NOV2010 00:00:00)
Stop time of products	01-12-2010 (01DEC2010 00:00:00)
Store outputs in DB	Yes
Nb of level 2 prods	263
Nb of prods with errors	0

## 2. Summary of processed GOM\_NL\_\_2P products.

Nr	Filename	UTC Start time	Limb	Duration	Star Id	Star Name	Star Mag	Star Temp	Nb Meas	Orbit	Prod. error
1	GOM_NL__2PRFIN20101130_000550_000000643097_00045_45749_7569.N1	30-NOV-2010 00:05:50	Bright	64.000	13	87Alp Tau	0.86700	3800.0	128	45749	No
2	GOM_NL__2PRFIN20101130_000724_000000403097_00045_45749_7570.N1	30-NOV-2010 00:07:24	Bright	39.500	146	25Eta Tau	2.8730	15200.	79	45749	No
3	GOM_NL__2PRFIN20101130_000946_000000403097_00045_45749_7571.N1	30-NOV-2010 00:09:46	Bright	39.500	150	44Zet Per	2.8900	28000.	79	45749	No
4	GOM_NL__2PRFIN20101130_001212_000000383097_00045_45749_7572.N1	30-NOV-2010 00:12:12	Bright	38.000	149	45Eps Per	2.8880	30000.	76	45749	No
5	GOM_NL__2PRFIN20101130_001412_000000373097_00045_45749_7573.N1	30-NOV-2010 00:14:12	Bright	37.000	175	39Del Per	3.0100	19400.	74	45749	No
6	GOM_NL__2PRFIN20101130_001608_000000473097_00045_45749_7574.N1	30-NOV-2010 00:16:08	Bright	47.000	6	13Alp Aur	0.080000	3400.0	94	45749	No
7	GOM_NL__2PRFIN20101130_003213_000000453097_00045_45749_7575.N1	30-NOV-2010 00:32:13	Bright	44.500	36	50Alp UMa	1.8000	6300.0	89	45749	No
8	GOM_NL__2PRFIN20101130_003349_000000473097_00045_45749_7576.N1	30-NOV-2010 00:33:49	Bright	46.500	82	48Bet UMa	2.3650	10600.	93	45749	No
9	GOM_NL__2PRFIN20101130_003522_000000413097_00045_45749_7577.N1	30-NOV-2010 00:35:22	Bright	40.500	32	77Eps UMa	1.7630	11000.	81	45749	No
10	GOM_NL__2PRFIN20101130_003815_000000543097_00045_45749_7578.N1	30-NOV-2010 00:38:15	Bright	53.500	174	52Psi UMa	3.0040	4400.0	107	45749	No
11	GOM_NL__2PRFIN20101130_004052_000000403097_00045_45749_7579.N1	30-NOV-2010 00:40:52	Bright	40.000	152	12Alp2CVn	2.8900	11000.	80	45749	No
12	GOM_NL__2PRFIN20101130_005013_000000653097_00045_45749_7580.N1	30-NOV-2010 00:50:13	Bright	64.500	62	94Bet Leo	2.1360	9700.0	129	45749	No
13	GOM_NL__2PRFIN20101130_005333_000000413097_00045_45749_7581.N1	30-NOV-2010 00:53:33	Bright	41.000	121	29Gam Vir	2.7400	7200.0	82	45749	No
14	GOM_NL__2PRFIN20101130_035240_000000443097_00047_45751_7591.N1	30-NOV-2010 03:52:40	Bright	44.000	36	50Alp UMa	1.8000	6300.0	88	45751	No
15	GOM_NL__2PRFIN20101130_035416_000000483097_00047_45751_7592.N1	30-NOV-2010 03:54:16	Bright	47.500	82	48Bet UMa	2.3650	10600.	95	45751	No
16	GOM_NL__2PRFIN20101130_035550_000000403097_00047_45751_7593.N1	30-NOV-2010 03:55:50	Bright	40.000	32	77Eps UMa	1.7630	11000.	80	45751	No
17	GOM_NL__2PRFIN20101130_035842_000000523097_00047_45751_7594.N1	30-NOV-2010 03:58:42	Bright	51.500	174	52Psi UMa	3.0040	4400.0	103	45751	No
18	GOM_NL__2PRFIN20101130_040120_000000533097_00047_45751_7595.N1	30-NOV-2010 04:01:20	Bright	52.500	152	12Alp2CVn	2.8900	11000.	105	45751	No
19	GOM_NL__2PRFIN20101130_040946_000000423097_00047_45751_7596.N1	30-NOV-2010 04:09:46	Bright	41.500	138	47Eps Vir	2.8280	4700.0	83	45751	No
20	GOM_NL__2PRFIN20101130_041402_000000433097_00047_45751_7597.N1	30-NOV-2010 04:14:02	Bright	43.000	121	29Gam Vir	2.7400	7200.0	86	45751	No
21	GOM_NL__2PRFIN20101130_041938_000000513097_00047_45751_7598.N1	30-NOV-2010 04:19:38	Twilight	50.500	100	4Gam Crv	2.5800	13100.	101	45751	No
22	GOM_NL__2PRFIN20101130_042113_000000553097_00047_45751_7599.N1	30-NOV-2010 04:21:13	Dark	54.500	171	2Eps Crv	3.0010	4250.0	109	45751	No
23	GOM_NL__2PRFIN20101130_043040_000000453097_00048_45752_7601.N1	30-NOV-2010 04:30:40	Dark	44.500	113	Mu Vel	2.6920	5000.0	89	45752	No
24	GOM_NL__2PRFIN20101130_043913_000000483097_00048_45752_7602.N1	30-NOV-2010 04:39:13	Dark	47.500	34	Gam2Vel	1.7930	23000.	95	45752	No
25	GOM_NL__2PRFIN20101130_044240_000000573097_00048_45752_7603.N1	30-NOV-2010 04:42:40	Dark	57.000	2	Alp Car	-0.73600	7000.0	114	45752	No
26	GOM_NL__2PRFIN20101130_044426_000000613097_00048_45752_7604.N1	30-NOV-2010 04:44:26	Dark	61.000	117	Pi Pup	2.7060	3800.0	122	45752	No
27	GOM_NL__2PRFIN20101130_044905_000000493097_00048_45752_7605.N1	30-NOV-2010 04:49:05	Dark	48.500	108	Alp Col	2.6520	15200.	97	45752	No
28	GOM_NL__2PRFIN20101130_045450_000000553097_00048_45752_7606.N1	30-NOV-2010 04:54:50	Straylight	54.500	101	11Alp Lep	2.5820	7000.0	109	45752	No
29	GOM_NL__2PRFIN20101130_045829_000000613097_00048_45752_7607.N1	30-NOV-2010 04:58:29	Straylight	61.000	7	19Bet Ori	0.10000	14000.	122	45752	No
30	GOM_NL__2PRFIN20101130_050631_000000583097_00048_45752_7608.N1	30-NOV-2010 05:06:31	Bright	58.000	13	87Alp Tau	0.86700	3800.0	116	45752	No
31	GOM_NL__2PRFIN20101130_050805_000000403097_00048_45752_7609.N1	30-NOV-2010 05:08:05	Bright	40.000	146	25Eta Tau	2.8730	15200.	80	45752	No
32	GOM_NL__2PRFIN20101130_051027_000000393097_00048_45752_7610.N1	30-NOV-2010 05:10:27	Bright	39.000	150	44Zet Per	2.8900	28000.	78	45752	No
33	GOM_NL__2PRFIN20101130_051253_000000393097_00048_45752_7611.N1	30-NOV-2010 05:12:53	Bright	38.500	149	45Eps Per	2.8880	30000.	77	45752	No
34	GOM_NL__2PRFIN20101130_051453_000000373097_00048_45752_7612.N1	30-NOV-2010 05:14:53	Bright	37.000	175	39Del Per	3.0100	19400.	74	45752	No
35	GOM_NL__2PRFIN20101130_051648_000000533097_00048_45752_7613.N1	30-NOV-2010 05:16:48	Bright	53.000	6	13Alp Aur	0.080000	3400.0	106	45752	No
36	GOM_NL__2PRFIN20101130_053254_000000443097_00048_45752_7614.N1	30-NOV-2010 05:32:54	Bright	44.000	36	50Alp UMa	1.8000	6300.0	88	45752	No
37	GOM_NL__2PRFIN20101130_053430_000000473097_00048_45752_7615.N1	30-NOV-2010 05:34:30	Bright	46.500	82	48Bet UMa	2.3650	10600.	93	45752	No
38	GOM_NL__2PRFIN20101130_053604_000000403097_00048_45752_7616.N1	30-NOV-2010 05:36:04	Bright	40.000	32	77Eps UMa	1.7630	11000.	80	45752	No
39	GOM_NL__2PRFIN20101130_053856_000000503097_00048_45752_7617.N1	30-NOV-2010 05:38:56	Bright	50.000	174	52Psi UMa	3.0040	4400.0	100	45752	No
40	GOM_NL__2PRFIN20101130_054134_000000583097_00048_45752_7618.N1	30-NOV-2010 05:41:34	Bright	58.000	152	12Alp2CVn	2.8900	11000.	116	45752	No
41	GOM_NL__2PRFIN20101130_055057_000000573097_00048_45752_7619.N1	30-NOV-2010 05:50:57	Bright	57.000	62	94Bet Leo	2.1360	9700.0	114	45752	No
42	GOM_NL__2PRFIN20101130_055417_000000453097_00048_45752_7620.N1	30-NOV-2010 05:54:17	Bright	44.500	121	29Gam Vir	2.7400	7200.0	89	45752	No

43	GOM_NL__2PRFIN20101130_055953_000000493097_00048_45752_7621.N1	30-NOV-2010 05:59:53	Twilight	48.500	100	4Gam Crv	2.5800	13100.	97	45752	No
44	GOM_NL__2PRFIN20101130_060128_000000493097_00048_45752_7622.N1	30-NOV-2010 06:01:28	Dark	49.000	171	2Eps Crv	3.0010	4250.0	98	45752	No
45	GOM_NL__2PRFIN20101130_061055_000000463097_00049_45753_7642.N1	30-NOV-2010 06:10:55	Dark	45.500	113	Mu Vel	2.6920	5000.0	91	45753	No
46	GOM_NL__2PRFIN20101130_061928_000000503097_00049_45753_7643.N1	30-NOV-2010 06:19:28	Dark	49.500	34	Gam2Vel	1.7930	23000.	99	45753	No
47	GOM_NL__2PRFIN20101130_062255_000000593097_00049_45753_7644.N1	30-NOV-2010 06:22:55	Dark	59.000	2	Alp Car	-0.73600	7000.0	118	45753	No
48	GOM_NL__2PRFIN20101130_062441_000000623097_00049_45753_7645.N1	30-NOV-2010 06:24:41	Dark	61.500	117	Pi Pup	2.7060	3800.0	123	45753	No
49	GOM_NL__2PRFIN20101130_062920_000000483097_00049_45753_7646.N1	30-NOV-2010 06:29:20	Dark	47.500	108	Alp Col	2.6520	15200.	95	45753	No
50	GOM_NL__2PRFIN20101130_063504_000000553097_00049_45753_7647.N1	30-NOV-2010 06:35:04	Straylight	54.500	101	11Alp Lep	2.5820	7000.0	109	45753	No
51	GOM_NL__2PRFIN20101130_063843_000000633097_00049_45753_7648.N1	30-NOV-2010 06:38:43	Straylight	62.500	7	19Bet Ori	0.10000	14000.	125	45753	No
52	GOM_NL__2PRFIN20101130_064645_000000633097_00049_45753_7649.N1	30-NOV-2010 06:46:45	Bright	63.000	13	87Alp Tau	0.86700	3800.0	126	45753	No
53	GOM_NL__2PRFIN20101130_064819_000000403097_00049_45753_7650.N1	30-NOV-2010 06:48:19	Bright	40.000	146	25Eta Tau	2.8730	15200.	80	45753	No
54	GOM_NL__2PRFIN20101130_065041_000000383097_00049_45753_7651.N1	30-NOV-2010 06:50:41	Bright	38.000	150	44Zet Per	2.8900	28000.	76	45753	No
55	GOM_NL__2PRFIN20101130_065307_000000393097_00049_45753_7652.N1	30-NOV-2010 06:53:07	Bright	38.500	149	45Eps Per	2.8880	30000.	77	45753	No
56	GOM_NL__2PRFIN20101130_065507_000000373097_00049_45753_7653.N1	30-NOV-2010 06:55:07	Bright	37.000	175	39Del Per	3.0100	19400.	74	45753	No
57	GOM_NL__2PRFIN20101130_065702_000000483097_00049_45753_7654.N1	30-NOV-2010 06:57:02	Bright	47.500	6	13Alp Aur	0.080000	3400.0	95	45753	No
58	GOM_NL__2PRFIN20101130_071307_000000453097_00049_45753_7655.N1	30-NOV-2010 07:13:07	Bright	45.000	36	50Alp UMa	1.8000	6300.0	90	45753	No
59	GOM_NL__2PRFIN20101130_071443_000000473097_00049_45753_7656.N1	30-NOV-2010 07:14:43	Bright	46.500	82	48Bet UMa	2.3650	10600.	93	45753	No
60	GOM_NL__2PRFIN20101130_071618_000000413097_00049_45753_7657.N1	30-NOV-2010 07:16:18	Bright	41.000	32	77Eps UMa	1.7630	11000.	82	45753	No
61	GOM_NL__2PRFIN20101130_071910_000000523097_00049_45753_7658.N1	30-NOV-2010 07:19:10	Bright	52.000	174	52Psi UMa	3.0040	4400.0	104	45753	No
62	GOM_NL__2PRFIN20101130_072148_000000403097_00049_45753_7659.N1	30-NOV-2010 07:21:48	Bright	39.500	152	12Alp2CVn	2.8900	11000.	79	45753	No
63	GOM_NL__2PRFIN20101130_073112_000000563097_00049_45753_7660.N1	30-NOV-2010 07:31:12	Bright	56.000	62	94Bet Leo	2.1360	9700.0	112	45753	No
64	GOM_NL__2PRFIN20101130_073432_000000613097_00049_45753_7661.N1	30-NOV-2010 07:34:32	Bright	61.000	121	29Gam Vir	2.7400	7200.0	122	45753	No
65	GOM_NL__2PRFIN20101130_074008_000000483097_00049_45753_7662.N1	30-NOV-2010 07:40:08	Twilight	48.000	100	4Gam Crv	2.5800	13100.	96	45753	No
66	GOM_NL__2PRFIN20101130_074143_000000493097_00049_45753_7663.N1	30-NOV-2010 07:41:43	Dark	49.000	171	2Eps Crv	3.0010	4250.0	98	45753	No
67	GOM_NL__2PRFIN20101130_075110_000000453097_00050_45754_7679.N1	30-NOV-2010 07:51:10	Dark	45.000	113	Mu Vel	2.6920	5000.0	90	45754	No
68	GOM_NL__2PRFIN20101130_075943_000000473097_00050_45754_7680.N1	30-NOV-2010 07:59:43	Dark	47.000	34	Gam2Vel	1.7930	23000.	94	45754	No
69	GOM_NL__2PRFIN20101130_080309_000000573097_00050_45754_7681.N1	30-NOV-2010 08:03:09	Dark	57.000	2	Alp Car	-0.73600	7000.0	114	45754	No
70	GOM_NL__2PRFIN20101130_080456_000000623097_00050_45754_7682.N1	30-NOV-2010 08:04:56	Dark	62.000	117	Pi Pup	2.7060	3800.0	124	45754	No
71	GOM_NL__2PRFIN20101130_080934_000000473097_00050_45754_7683.N1	30-NOV-2010 08:09:34	Dark	47.000	108	Alp Col	2.6520	15200.	94	45754	No
72	GOM_NL__2PRFIN20101130_081417_000000523097_00050_45754_7684.N1	30-NOV-2010 08:14:17	Straylight	52.000	139	9Bet Lep	2.8330	5600.0	104	45754	No
73	GOM_NL__2PRFIN20101130_081857_000000613097_00050_45754_7685.N1	30-NOV-2010 08:18:57	Straylight	60.500	7	19Bet Ori	0.10000	14000.	121	45754	No
74	GOM_NL__2PRFIN20101130_082658_000000643097_00050_45754_7686.N1	30-NOV-2010 08:26:58	Bright	64.000	13	87Alp Tau	0.86700	3800.0	128	45754	No
75	GOM_NL__2PRFIN20101130_082833_000000393097_00050_45754_7687.N1	30-NOV-2010 08:28:33	Bright	39.000	146	25Eta Tau	2.8730	15200.	78	45754	No
76	GOM_NL__2PRFIN20101130_083055_000000393097_00050_45754_7688.N1	30-NOV-2010 08:30:55	Bright	39.000	150	44Zet Per	2.8900	28000.	78	45754	No
77	GOM_NL__2PRFIN20101130_083321_000000393097_00050_45754_7689.N1	30-NOV-2010 08:33:21	Bright	38.500	149	45Eps Per	2.8880	30000.	77	45754	No
78	GOM_NL__2PRFIN20101130_083521_000000373097_00050_45754_7690.N1	30-NOV-2010 08:35:21	Bright	36.500	175	39Del Per	3.0100	19400.	73	45754	No
79	GOM_NL__2PRFIN20101130_083715_000000483097_00050_45754_7691.N1	30-NOV-2010 08:37:15	Bright	48.000	6	13Alp Aur	0.080000	3400.0	96	45754	No
80	GOM_NL__2PRFIN20101130_085321_000000443097_00050_45754_7692.N1	30-NOV-2010 08:53:21	Bright	44.000	36	50Alp UMa	1.8000	6300.0	88	45754	No
81	GOM_NL__2PRFIN20101130_085457_000000473097_00050_45754_7693.N1	30-NOV-2010 08:54:57	Bright	46.500	82	48Bet UMa	2.3650	10600.	93	45754	No
82	GOM_NL__2PRFIN20101130_085632_000000383097_00050_45754_7694.N1	30-NOV-2010 08:56:32	Bright	37.500	32	77Eps UMa	1.7630	11000.	75	45754	No
83	GOM_NL__2PRFIN20101130_085924_000000763097_00050_45754_7695.N1	30-NOV-2010 08:59:24	Bright	76.000	174	52Psi UMa	3.0040	4400.0	152	45754	No
84	GOM_NL__2PRFIN20101130_090202_000000383097_00050_45754_7696.N1	30-NOV-2010 09:02:02	Bright	38.000	152	12Alp2CVn	2.8900	11000.	76	45754	No
85	GOM_NL__2PRFIN20101130_091126_000000793097_00050_45754_7697.N1	30-NOV-2010 09:11:26	Bright	79.000	62	94Bet Leo	2.1360	9700.0	158	45754	No
86	GOM_NL__2PRFIN20101130_091446_000000433097_00050_45754_7698.N1	30-NOV-2010 09:14:46	Bright	43.000	121	29Gam Vir	2.7400	7200.0	86	45754	No
87	GOM_NL__2PRFIN20101130_092022_000000473097_00050_45754_7699.N1	30-NOV-2010 09:20:22	Twilight	47.000	100	4Gam Crv	2.5800	13100.	94	45754	No
88	GOM_NL__2PRFIN20101130_092157_000000483097_00050_45754_7700.N1	30-NOV-2010 09:21:57	Dark	48.000	171	2Eps Crv	3.0010	4250.0	96	45754	No
89	GOM_NL__2PRFIN20101130_093124_000000453097_00051_45755_7704.N1	30-NOV-2010 09:31:24	Dark	44.500	113	Mu Vel	2.6920	5000.0	89	45755	No
90	GOM_NL__2PRFIN20101130_093958_000000513097_00051_45755_7705.N1	30-NOV-2010 09:39:58	Dark	50.500	34	Gam2Vel	1.7930	23000.	101	45755	No
91	GOM_NL__2PRFIN20101130_094324_000000483097_00051_45755_7706.N1	30-NOV-2010 09:43:24	Dark	47.500	2	Alp Car	-0.73600	7000.0	95	45755	No
92	GOM_NL__2PRFIN20101130_094511_000000633097_00051_45755_7707.N1	30-NOV-2010 09:45:11	Dark	62.500	117	Pi Pup	2.7060	3800.0	125	45755	No
93	GOM_NL__2PRFIN20101130_094949_000000453097_00051_45755_7708.N1	30-NOV-2010 09:49:49	Dark	45.000	108	Alp Col	2.6520	15200.	90	45755	No
94	GOM_NL__2PRFIN20101130_095431_000000523097_00051_45755_7709.N1	30-NOV-2010 09:54:31	Straylight	51.500	139	9Bet Lep	2.8330	5600.0	103	45755	No
95	GOM_NL__2PRFIN20101130_095911_000000623097_00051_45755_7710.N1	30-NOV-2010 09:59:11	Straylight	62.000	7	19Bet Ori	0.10000	14000.	124	45755	No
96	GOM_NL__2PRFIN20101130_100712_000000503097_00051_45755_7711.N1	30-NOV-2010 10:07:12	Bright	49.500	13	87Alp Tau	0.86700	3800.0	99	45755	No
97	GOM_NL__2PRFIN20101130_100847_000000383097_00051_45755_7712.N1	30-NOV-2010 10:08:47	Bright	38.000	146	25Eta Tau	2.8730	15200.	76	45755	No
98	GOM_NL__2PRFIN20101130_101109_000000403097_00051_45755_7713.N1	30-NOV-2010 10:11:09	Bright	39.500	150	44Zet Per	2.8900	28000.	79	45755	No
99	GOM_NL__2PRFIN20101130_101334_000000383097_00051_45755_7714.N1	30-NOV-2010 10:13:34	Bright	38.000	149	45Eps Per	2.8880	30000.	76	45755	No
100	GOM_NL__2PRFIN20101130_101535_000000373097_00051_45755_7715.N1	30-NOV-2010 10:15:35	Bright	37.000	175	39Del Per	3.0100	19400.	74	45755	No
101	GOM_NL__2PRFIN20101130_101728_000000503097_00051_45755_7716.N1	30-NOV-2010 10:17:28	Bright	50.000	6	13Alp Aur	0.080000	3400.0	100	45755	No

102	GOM_NL__2PRFIN20101130_103335_000000453097_00051_45755_7717.N1	30-NOV-2010 10:33:35	Bright	45.000	36	50Alp UMa	1.8000	6300.0	90	45755	No
103	GOM_NL__2PRFIN20101130_103511_000000463097_00051_45755_7718.N1	30-NOV-2010 10:35:11	Bright	45.500	82	48Bet UMa	2.3650	10600.	91	45755	No
104	GOM_NL__2PRFIN20101130_103646_000000513097_00051_45755_7719.N1	30-NOV-2010 10:36:46	Bright	50.500	32	77Eps UMa	1.7630	11000.	101	45755	No
105	GOM_NL__2PRFIN20101130_103938_000000513097_00051_45755_7720.N1	30-NOV-2010 10:39:38	Bright	51.000	174	52Psi UMa	3.0040	4400.0	102	45755	No
106	GOM_NL__2PRFIN20101130_104216_000000383097_00051_45755_7721.N1	30-NOV-2010 10:42:16	Bright	38.000	152	12Alp2CVn	2.8900	11000.	76	45755	No
107	GOM_NL__2PRFIN20101130_105141_000000543097_00051_45755_7722.N1	30-NOV-2010 10:51:41	Bright	54.000	62	94Bet Leo	2.1360	9700.0	108	45755	No
108	GOM_NL__2PRFIN20101130_105501_000000453097_00051_45755_7723.N1	30-NOV-2010 10:55:01	Bright	44.500	121	29Gam Vir	2.7400	7200.0	89	45755	No
109	GOM_NL__2PRFIN20101130_110037_000000473097_00051_45755_7724.N1	30-NOV-2010 11:00:37	Twilight	46.500	100	4Gam Crv	2.5800	13100.	93	45755	No
110	GOM_NL__2PRFIN20101130_110212_000000483097_00051_45755_7725.N1	30-NOV-2010 11:02:12	Dark	48.000	171	2Eps Crv	3.0010	4250.0	96	45755	No
111	GOM_NL__2PRFIN20101130_111139_000000453097_00052_45756_7731.N1	30-NOV-2010 11:11:39	Dark	45.000	113	Mu Vel	2.6920	5000.0	90	45756	No
112	GOM_NL__2PRFIN20101130_112013_000000473097_00052_45756_7732.N1	30-NOV-2010 11:20:13	Dark	47.000	34	Gam2Vel	1.7930	23000.	94	45756	No
113	GOM_NL__2PRFIN20101130_112338_000000543097_00052_45756_7733.N1	30-NOV-2010 11:23:38	Dark	53.500	2	Alp Car	-0.73600	7000.0	107	45756	No
114	GOM_NL__2PRFIN20101130_112525_000000663097_00052_45756_7734.N1	30-NOV-2010 11:25:25	Dark	65.500	117	Pi Pup	2.7060	3800.0	131	45756	No
115	GOM_NL__2PRFIN20101130_113003_000000463097_00052_45756_7735.N1	30-NOV-2010 11:30:03	Dark	46.000	108	Alp Col	2.6520	15200.	92	45756	No
116	GOM_NL__2PRFIN20101130_113445_000000493097_00052_45756_7736.N1	30-NOV-2010 11:34:45	Straylight	49.000	139	9Bet Lep	2.8330	5600.0	98	45756	No
117	GOM_NL__2PRFIN20101130_113925_000000683097_00052_45756_7737.N1	30-NOV-2010 11:39:25	Straylight	67.500	7	19Bet Ori	0.10000	14000.	135	45756	No
118	GOM_NL__2PRFIN20101130_114726_000000533097_00052_45756_7738.N1	30-NOV-2010 11:47:26	Bright	53.000	13	87Alp Tau	0.86700	3800.0	106	45756	No
119	GOM_NL__2PRFIN20101130_114901_000000383097_00052_45756_7739.N1	30-NOV-2010 11:49:01	Bright	37.500	146	25Eta Tau	2.8730	15200.	75	45756	No
120	GOM_NL__2PRFIN20101130_115122_000000393097_00052_45756_7740.N1	30-NOV-2010 11:51:22	Bright	39.000	150	44Zet Per	2.8900	28000.	78	45756	No
121	GOM_NL__2PRFIN20101130_115348_000000383097_00052_45756_7741.N1	30-NOV-2010 11:53:48	Bright	37.500	149	45Eps Per	2.8880	30000.	75	45756	No
122	GOM_NL__2PRFIN20101130_115549_000000373097_00052_45756_7742.N1	30-NOV-2010 11:55:49	Bright	36.500	175	39Del Per	3.0100	19400.	73	45756	No
123	GOM_NL__2PRFIN20101130_115742_000000513097_00052_45756_7743.N1	30-NOV-2010 11:57:42	Bright	50.500	6	13Alp Aur	0.080000	3400.0	101	45756	No
124	GOM_NL__2PRFIN20101130_121349_000000423097_00052_45756_7744.N1	30-NOV-2010 12:13:49	Bright	42.000	36	50Alp UMa	1.8000	6300.0	84	45756	No
125	GOM_NL__2PRFIN20101130_121524_000000473097_00052_45756_7745.N1	30-NOV-2010 12:15:24	Bright	46.500	82	48Bet UMa	2.3650	10600.	93	45756	No
126	GOM_NL__2PRFIN20101130_121659_000000413097_00052_45756_7746.N1	30-NOV-2010 12:16:59	Bright	40.500	32	77Eps UMa	1.7630	11000.	81	45756	No
127	GOM_NL__2PRFIN20101130_121951_000000523097_00052_45756_7747.N1	30-NOV-2010 12:19:51	Bright	51.500	174	52Psi UMa	3.0040	4400.0	103	45756	No
128	GOM_NL__2PRFIN20101130_122230_000000393097_00052_45756_7748.N1	30-NOV-2010 12:22:30	Bright	38.500	152	12Alp2CVn	2.8900	11000.	77	45756	No
129	GOM_NL__2PRFIN20101130_123156_000000573097_00052_45756_7749.N1	30-NOV-2010 12:31:56	Bright	56.500	62	94Bet Leo	2.1360	9700.0	113	45756	No
130	GOM_NL__2PRFIN20101130_123515_000000483097_00052_45756_7750.N1	30-NOV-2010 12:35:15	Bright	47.500	121	29Gam Vir	2.7400	7200.0	95	45756	No
131	GOM_NL__2PRFIN20101130_124052_000000493097_00052_45756_7751.N1	30-NOV-2010 12:40:52	Twilight	48.500	100	4Gam Crv	2.5800	13100.	97	45756	No
132	GOM_NL__2PRFIN20101130_124227_000000513097_00052_45756_7752.N1	30-NOV-2010 12:42:27	Dark	51.000	171	2Eps Crv	3.0010	4250.0	102	45756	No
133	GOM_NL__2PRFIN20101130_125154_000000443097_00053_45757_7756.N1	30-NOV-2010 12:51:54	Dark	44.000	113	Mu Vel	2.6920	5000.0	88	45757	No
134	GOM_NL__2PRFIN20101130_130028_000000503097_00053_45757_7757.N1	30-NOV-2010 13:00:28	Dark	49.500	34	Gam2Vel	1.7930	23000.	99	45757	No
135	GOM_NL__2PRFIN20101130_130353_000000513097_00053_45757_7758.N1	30-NOV-2010 13:03:53	Dark	51.000	2	Alp Car	-0.73600	7000.0	102	45757	No
136	GOM_NL__2PRFIN20101130_130540_000000683097_00053_45757_7759.N1	30-NOV-2010 13:05:40	Dark	68.000	117	Pi Pup	2.7060	3800.0	136	45757	No
137	GOM_NL__2PRFIN20101130_131017_000000473097_00053_45757_7760.N1	30-NOV-2010 13:10:17	Dark	46.500	108	Alp Col	2.6520	15200.	93	45757	No
138	GOM_NL__2PRFIN20101130_131459_000000543097_00053_45757_7761.N1	30-NOV-2010 13:14:59	Straylight	53.500	139	9Bet Lep	2.8330	5600.0	107	45757	No
139	GOM_NL__2PRFIN20101130_131938_000000593097_00053_45757_7762.N1	30-NOV-2010 13:19:38	Straylight	58.500	7	19Bet Ori	0.10000	14000.	117	45757	No
140	GOM_NL__2PRFIN20101130_132739_000000573097_00053_45757_7763.N1	30-NOV-2010 13:27:39	Bright	56.500	13	87Alp Tau	0.86700	3800.0	113	45757	No
141	GOM_NL__2PRFIN20101130_132914_000000403097_00053_45757_7764.N1	30-NOV-2010 13:29:14	Bright	40.000	146	25Eta Tau	2.8730	15200.	80	45757	No
142	GOM_NL__2PRFIN20101130_133136_000000403097_00053_45757_7765.N1	30-NOV-2010 13:31:36	Bright	39.500	150	44Zet Per	2.8900	28000.	79	45757	No
143	GOM_NL__2PRFIN20101130_133402_000000393097_00053_45757_7766.N1	30-NOV-2010 13:34:02	Bright	38.500	149	45Eps Per	2.8880	30000.	77	45757	No
144	GOM_NL__2PRFIN20101130_133603_000000363097_00053_45757_7767.N1	30-NOV-2010 13:36:03	Bright	36.000	175	39Del Per	3.0100	19400.	72	45757	No
145	GOM_NL__2PRFIN20101130_133755_000000513097_00053_45757_7768.N1	30-NOV-2010 13:37:55	Bright	51.000	6	13Alp Aur	0.080000	3400.0	102	45757	No
146	GOM_NL__2PRFIN20101130_135402_000000443097_00053_45757_7769.N1	30-NOV-2010 13:54:02	Bright	44.000	36	50Alp UMa	1.8000	6300.0	88	45757	No
147	GOM_NL__2PRFIN20101130_135538_000000473097_00053_45757_7770.N1	30-NOV-2010 13:55:38	Bright	46.500	82	48Bet UMa	2.3650	10600.	93	45757	No
148	GOM_NL__2PRFIN20101130_135714_000000383097_00053_45757_7771.N1	30-NOV-2010 13:57:14	Bright	37.500	32	77Eps UMa	1.7630	11000.	75	45757	No
149	GOM_NL__2PRFIN20101130_140005_000000523097_00053_45757_7772.N1	30-NOV-2010 14:00:05	Bright	52.000	174	52Psi UMa	3.0040	4400.0	104	45757	No
150	GOM_NL__2PRFIN20101130_140244_000000413097_00053_45757_7773.N1	30-NOV-2010 14:02:44	Bright	40.500	152	12Alp2CVn	2.8900	11000.	81	45757	No
151	GOM_NL__2PRFIN20101130_141210_000000573097_00053_45757_7774.N1	30-NOV-2010 14:12:10	Bright	57.000	62	94Bet Leo	2.1360	9700.0	114	45757	No
152	GOM_NL__2PRFIN20101130_141530_000000413097_00053_45757_7775.N1	30-NOV-2010 14:15:30	Bright	41.000	121	29Gam Vir	2.7400	7200.0	82	45757	No
153	GOM_NL__2PRFIN20101130_142107_000000443097_00053_45757_7776.N1	30-NOV-2010 14:21:07	Twilight	44.000	100	4Gam Crv	2.5800	13100.	88	45757	No
154	GOM_NL__2PRFIN20101130_142242_000000483097_00053_45757_7777.N1	30-NOV-2010 14:22:42	Dark	47.500	171	2Eps Crv	3.0010	4250.0	95	45757	No
155	GOM_NL__2PRFIN20101130_143209_000000463097_00054_45758_7785.N1	30-NOV-2010 14:32:09	Dark	45.500	113	Mu Vel	2.6920	5000.0	91	45758	No
156	GOM_NL__2PRFIN20101130_144043_000000493097_00054_45758_7786.N1	30-NOV-2010 14:40:43	Dark	48.500	34	Gam2Vel	1.7930	23000.	97	45758	No
157	GOM_NL__2PRFIN20101130_144407_000000563097_00054_45758_7787.N1	30-NOV-2010 14:44:07	Dark	56.000	2	Alp Car	-0.73600	7000.0	112	45758	No
158	GOM_NL__2PRFIN20101130_144555_000000603097_00054_45758_7788.N1	30-NOV-2010 14:45:55	Dark	60.000	117	Pi Pup	2.7060	3800.0	120	45758	No
159	GOM_NL__2PRFIN20101130_145032_000000473097_00054_45758_7789.N1	30-NOV-2010 14:50:32	Dark	47.000	108	Alp Col	2.6520	15200.	94	45758	No
160	GOM_NL__2PRFIN20101130_145615_000000573097_00054_45758_7790.N1	30-NOV-2010 14:56:15	Straylight	57.000	101	11Alp Lep	2.5820	7000.0	114	45758	No



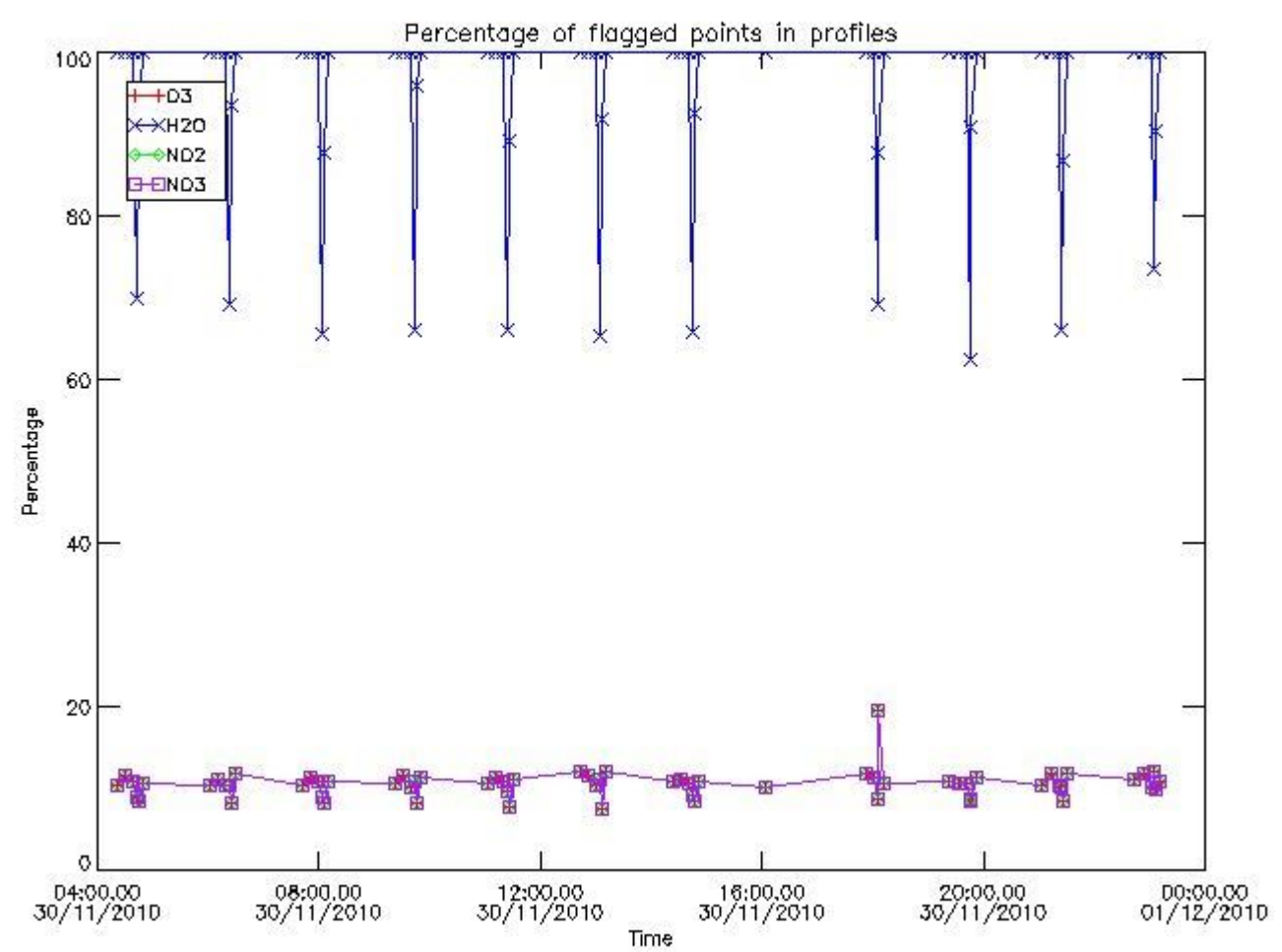
161	GOM_NL__2PRFIN20101130_145952_000000613097_00054_45758_7791.N1	30-NOV-2010 14:59:52	Straylight	60.500	7	19Bet Ori	0.10000	14000.	121	45758	No
162	GOM_NL__2PRFIN20101130_150753_000000553097_00054_45758_7792.N1	30-NOV-2010 15:07:53	Bright	55.000	13	87Alp Tau	0.86700	3800.0	110	45758	No
163	GOM_NL__2PRFIN20101130_150928_000000403097_00054_45758_7793.N1	30-NOV-2010 15:09:28	Bright	40.000	146	25Eta Tau	2.8730	15200.	80	45758	No
164	GOM_NL__2PRFIN20101130_151150_000000383097_00054_45758_7794.N1	30-NOV-2010 15:11:50	Bright	38.000	150	44Zet Per	2.8900	28000.	76	45758	No
165	GOM_NL__2PRFIN20101130_151416_000000373097_00054_45758_7795.N1	30-NOV-2010 15:14:16	Bright	37.000	149	45Eps Per	2.8880	30000.	74	45758	No
166	GOM_NL__2PRFIN20101130_151616_000000363097_00054_45758_7796.N1	30-NOV-2010 15:16:16	Bright	36.000	175	39Del Per	3.0100	19400.	72	45758	No
167	GOM_NL__2PRFIN20101130_151809_000000483097_00054_45758_7797.N1	30-NOV-2010 15:18:09	Bright	47.500	6	13Alp Aur	0.080000	3400.0	95	45758	No
168	GOM_NL__2PRFIN20101130_151959_000000283097_00054_45758_7798.N1	30-NOV-2010 15:19:59	Tw_i_and_stray	28.000	42	34Bet Aur	1.9000	10200.	56	45758	No
169	GOM_NL__2PRFIN20101130_153416_000000463097_00054_45758_7799.N1	30-NOV-2010 15:34:16	Bright	45.500	36	50Alp UMa	1.8000	6300.0	91	45758	No
170	GOM_NL__2PRFIN20101130_153552_000000463097_00054_45758_7800.N1	30-NOV-2010 15:35:52	Bright	46.000	82	48Bet UMa	2.3650	10600.	92	45758	No
171	GOM_NL__2PRFIN20101130_153727_000000413097_00054_45758_7801.N1	30-NOV-2010 15:37:27	Bright	41.000	32	77Eps UMa	1.7630	11000.	82	45758	No
172	GOM_NL__2PRFIN20101130_154019_000000543097_00054_45758_7802.N1	30-NOV-2010 15:40:19	Bright	53.500	174	52Psi UMa	3.0040	4400.0	107	45758	No
173	GOM_NL__2PRFIN20101130_154259_000000383097_00054_45758_7803.N1	30-NOV-2010 15:42:59	Bright	38.000	152	12Alp2CVn	2.8900	11000.	76	45758	No
174	GOM_NL__2PRFIN20101130_155225_000000653097_00054_45758_7804.N1	30-NOV-2010 15:52:25	Bright	64.500	62	94Bet Leo	2.1360	9700.0	129	45758	No
175	GOM_NL__2PRFIN20101130_155544_000000443097_00054_45758_7805.N1	30-NOV-2010 15:55:44	Bright	44.000	121	29Gam Vir	2.7400	7200.0	88	45758	No
176	GOM_NL__2PRFIN20101130_160122_000000463097_00054_45758_7806.N1	30-NOV-2010 16:01:22	Twilight	45.500	100	4Gam Crv	2.5800	13100.	91	45758	No
177	GOM_NL__2PRFIN20101130_160257_000000503097_00054_45758_7807.N1	30-NOV-2010 16:02:57	Dark	50.000	171	2Eps Crv	3.0010	4250.0	100	45758	No
178	GOM_NL__2PRFIN20101130_175239_000000443097_00056_45760_7847.N1	30-NOV-2010 17:52:39	Dark	43.500	113	Mu Vel	2.6920	5000.0	87	45760	No
179	GOM_NL__2PRFIN20101130_180113_000000503097_00056_45760_7848.N1	30-NOV-2010 18:01:13	Dark	49.500	34	Gam2Vel	1.7930	23000.	99	45760	No
180	GOM_NL__2PRFIN20101130_180437_000000593097_00056_45760_7849.N1	30-NOV-2010 18:04:37	Dark	59.000	2	Alp Car	-0.73600	7000.0	118	45760	No
181	GOM_NL__2PRFIN20101130_180625_000000623097_00056_45760_7850.N1	30-NOV-2010 18:06:25	Dark	61.500	117	Pi Pup	2.7060	3800.0	123	45760	No
182	GOM_NL__2PRFIN20101130_181101_000000493097_00056_45760_7851.N1	30-NOV-2010 18:11:01	Dark	48.500	108	Alp Col	2.6520	15200.	97	45760	No
183	GOM_NL__2PRFIN20101130_181643_000000563097_00056_45760_7852.N1	30-NOV-2010 18:16:43	Straylight	56.000	101	11Alp Lep	2.5820	7000.0	112	45760	No
184	GOM_NL__2PRFIN20101130_182020_000000593097_00056_45760_7853.N1	30-NOV-2010 18:20:20	Straylight	59.000	7	19Bet Ori	0.10000	14000.	118	45760	No
185	GOM_NL__2PRFIN20101130_182820_000000553097_00056_45760_7854.N1	30-NOV-2010 18:28:20	Bright	54.500	13	87Alp Tau	0.86700	3800.0	109	45760	No
186	GOM_NL__2PRFIN20101130_182956_000000393097_00056_45760_7855.N1	30-NOV-2010 18:29:56	Bright	39.000	146	25Eta Tau	2.8730	15200.	78	45760	No
187	GOM_NL__2PRFIN20101130_183218_000000393097_00056_45760_7856.N1	30-NOV-2010 18:32:18	Bright	38.500	150	44Zet Per	2.8900	28000.	77	45760	No
188	GOM_NL__2PRFIN20101130_183443_000000383097_00056_45760_7857.N1	30-NOV-2010 18:34:43	Bright	37.500	149	45Eps Per	2.8880	30000.	75	45760	No
189	GOM_NL__2PRFIN20101130_183644_000000383097_00056_45760_7858.N1	30-NOV-2010 18:36:44	Bright	37.500	175	39Del Per	3.0100	19400.	75	45760	No
190	GOM_NL__2PRFIN20101130_183835_000000503097_00056_45760_7859.N1	30-NOV-2010 18:38:35	Bright	50.000	6	13Alp Aur	0.080000	3400.0	100	45760	No
191	GOM_NL__2PRFIN20101130_184025_000000333097_00056_45760_7860.N1	30-NOV-2010 18:40:25	Tw_i_and_stray	33.000	42	34Bet Aur	1.9000	10200.	66	45760	No
192	GOM_NL__2PRFIN20101130_185443_000000453097_00056_45760_7861.N1	30-NOV-2010 18:54:43	Bright	45.000	36	50Alp UMa	1.8000	6300.0	90	45760	No
193	GOM_NL__2PRFIN20101130_185619_000000483097_00056_45760_7862.N1	30-NOV-2010 18:56:19	Bright	48.000	82	48Bet UMa	2.3650	10600.	96	45760	No
194	GOM_NL__2PRFIN20101130_185755_000000423097_00056_45760_7863.N1	30-NOV-2010 18:57:55	Bright	41.500	32	77Eps UMa	1.7630	11000.	83	45760	No
195	GOM_NL__2PRFIN20101130_190047_000000543097_00056_45760_7864.N1	30-NOV-2010 19:00:47	Bright	53.500	174	52Psi UMa	3.0040	4400.0	107	45760	No
196	GOM_NL__2PRFIN20101130_190327_000000403097_00056_45760_7865.N1	30-NOV-2010 19:03:27	Bright	40.000	152	12Alp2CVn	2.8900	11000.	80	45760	No
197	GOM_NL__2PRFIN20101130_191255_000000593097_00056_45760_7866.N1	30-NOV-2010 19:12:55	Bright	58.500	62	94Bet Leo	2.1360	9700.0	117	45760	No
198	GOM_NL__2PRFIN20101130_191614_000000423097_00056_45760_7867.N1	30-NOV-2010 19:16:14	Bright	42.000	121	29Gam Vir	2.7400	7200.0	84	45760	No
199	GOM_NL__2PRFIN20101130_192151_000000473097_00056_45760_7868.N1	30-NOV-2010 19:21:51	Twilight	47.000	100	4Gam Crv	2.5800	13100.	94	45760	No
200	GOM_NL__2PRFIN20101130_192327_000000483097_00056_45760_7869.N1	30-NOV-2010 19:23:27	Dark	47.500	171	2Eps Crv	3.0010	4250.0	95	45760	No
201	GOM_NL__2PRFIN20101130_193253_000000483097_00057_45761_7880.N1	30-NOV-2010 19:32:53	Dark	48.000	113	Mu Vel	2.6920	5000.0	96	45761	No
202	GOM_NL__2PRFIN20101130_194128_000000493097_00057_45761_7881.N1	30-NOV-2010 19:41:28	Dark	48.500	34	Gam2Vel	1.7930	23000.	97	45761	No
203	GOM_NL__2PRFIN20101130_194451_000000593097_00057_45761_7882.N1	30-NOV-2010 19:44:51	Dark	59.000	2	Alp Car	-0.73600	7000.0	118	45761	No
204	GOM_NL__2PRFIN20101130_194640_000000613097_00057_45761_7883.N1	30-NOV-2010 19:46:40	Dark	61.000	117	Pi Pup	2.7060	3800.0	122	45761	No
205	GOM_NL__2PRFIN20101130_195115_000000453097_00057_45761_7884.N1	30-NOV-2010 19:51:15	Dark	45.000	108	Alp Col	2.6520	15200.	90	45761	No
206	GOM_NL__2PRFIN20101130_195658_000000553097_00057_45761_7885.N1	30-NOV-2010 19:56:58	Straylight	54.500	101	11Alp Lep	2.5820	7000.0	109	45761	No
207	GOM_NL__2PRFIN20101130_200034_000000613097_00057_45761_7886.N1	30-NOV-2010 20:00:34	Straylight	61.000	7	19Bet Ori	0.10000	14000.	122	45761	No
208	GOM_NL__2PRFIN20101130_200834_000000603097_00057_45761_7887.N1	30-NOV-2010 20:08:34	Bright	60.000	13	87Alp Tau	0.86700	3800.0	120	45761	No
209	GOM_NL__2PRFIN20101130_201010_000000393097_00057_45761_7888.N1	30-NOV-2010 20:10:10	Bright	39.000	146	25Eta Tau	2.8730	15200.	78	45761	No
210	GOM_NL__2PRFIN20101130_201232_000000383097_00057_45761_7889.N1	30-NOV-2010 20:12:32	Bright	37.500	150	44Zet Per	2.8900	28000.	75	45761	No
211	GOM_NL__2PRFIN20101130_201457_000000383097_00057_45761_7890.N1	30-NOV-2010 20:14:57	Bright	37.500	149	45Eps Per	2.8880	30000.	75	45761	No
212	GOM_NL__2PRFIN20101130_201658_000000373097_00057_45761_7891.N1	30-NOV-2010 20:16:58	Bright	37.000	175	39Del Per	3.0100	19400.	74	45761	No
213	GOM_NL__2PRFIN20101130_201848_000000513097_00057_45761_7892.N1	30-NOV-2010 20:18:48	Bright	50.500	6	13Alp Aur	0.080000	3400.0	101	45761	No
214	GOM_NL__2PRFIN20101130_202038_000000333097_00057_45761_7893.N1	30-NOV-2010 20:20:38	Tw_i_and_stray	33.000	42	34Bet Aur	1.9000	10200.	66	45761	No
215	GOM_NL__2PRFIN20101130_203457_000000453097_00057_45761_7894.N1	30-NOV-2010 20:34:57	Bright	45.000	36	50Alp UMa	1.8000	6300.0	90	45761	No
216	GOM_NL__2PRFIN20101130_203633_000000463097_00057_45761_7895.N1	30-NOV-2010 20:36:33	Bright	46.000	82	48Bet UMa	2.3650	10600.	92	45761	No
217	GOM_NL__2PRFIN20101130_203809_000000373097_00057_45761_7896.N1	30-NOV-2010 20:38:09	Bright	37.000	32	77Eps UMa	1.7630	11000.	74	45761	No
218	GOM_NL__2PRFIN20101130_204100_000000523097_00057_45761_7897.N1	30-NOV-2010 20:41:00	Bright	52.000	174	52Psi UMa	3.0040	4400.0	104	45761	No
219	GOM_NL__2PRFIN20101130_204341_000000443097_00057_45761_7898.N1	30-NOV-2010 20:43:41	Bright	44.000	152	12Alp2CVn	2.8900	11000.	88	45761	No

220	GOM_NL__2PRFIN20101130_205309_000000563097_00057_45761_7899.N1	30-NOV-2010 20:53:09	Bright	56.000	62	94Bet Leo	2.1360	9700.0	112	45761	No
221	GOM_NL__2PRFIN20101130_205628_000000443097_00057_45761_7900.N1	30-NOV-2010 20:56:28	Bright	43.500	121	29Gam Vir	2.7400	7200.0	87	45761	No
222	GOM_NL__2PRFIN20101130_210206_000000473097_00057_45761_7901.N1	30-NOV-2010 21:02:06	Twilight	46.500	100	4Gam Crv	2.5800	13100.	93	45761	No
223	GOM_NL__2PRFIN20101130_210341_000000503097_00057_45761_7902.N1	30-NOV-2010 21:03:41	Dark	49.500	171	2Eps Crv	3.0010	4250.0	99	45761	No
224	GOM_NL__2PRFIN20101130_211308_000000443097_00058_45762_7910.N1	30-NOV-2010 21:13:08	Dark	43.500	113	Mu Vel	2.6920	5000.0	87	45762	No
225	GOM_NL__2PRFIN20101130_212143_000000503097_00058_45762_7911.N1	30-NOV-2010 21:21:43	Dark	49.500	34	Gam2Vel	1.7930	23000.	99	45762	No
226	GOM_NL__2PRFIN20101130_212506_000000513097_00058_45762_7912.N1	30-NOV-2010 21:25:06	Dark	50.500	2	Alp Car	-0.73600	7000.0	101	45762	No
227	GOM_NL__2PRFIN20101130_212655_000000613097_00058_45762_7913.N1	30-NOV-2010 21:26:55	Dark	60.500	117	Pi Pup	2.7060	3800.0	121	45762	No
228	GOM_NL__2PRFIN20101130_213130_000000473097_00058_45762_7914.N1	30-NOV-2010 21:31:30	Dark	47.000	108	Alp Col	2.6520	15200.	94	45762	No
229	GOM_NL__2PRFIN20101130_213712_000000563097_00058_45762_7915.N1	30-NOV-2010 21:37:12	Straylight	55.500	101	11Alp Lep	2.5820	7000.0	111	45762	No
230	GOM_NL__2PRFIN20101130_214048_000000693097_00058_45762_7916.N1	30-NOV-2010 21:40:48	Straylight	69.000	7	19Bet Ori	0.10000	14000.	138	45762	No
231	GOM_NL__2PRFIN20101130_214848_000000543097_00058_45762_7917.N1	30-NOV-2010 21:48:48	Bright	53.500	13	87Alp Tau	0.86700	3800.0	107	45762	No
232	GOM_NL__2PRFIN20101130_215024_000000393097_00058_45762_7918.N1	30-NOV-2010 21:50:24	Bright	39.000	146	25Eta Tau	2.8730	15200.	78	45762	No
233	GOM_NL__2PRFIN20101130_215245_000000393097_00058_45762_7919.N1	30-NOV-2010 21:52:45	Bright	38.500	150	44Zet Per	2.8900	28000.	77	45762	No
234	GOM_NL__2PRFIN20101130_215511_000000383097_00058_45762_7920.N1	30-NOV-2010 21:55:11	Bright	38.000	149	45Eps Per	2.8880	30000.	76	45762	No
235	GOM_NL__2PRFIN20101130_215712_000000363097_00058_45762_7921.N1	30-NOV-2010 21:57:12	Bright	36.000	175	39Del Per	3.0100	19400.	72	45762	No
236	GOM_NL__2PRFIN20101130_215902_000000513097_00058_45762_7922.N1	30-NOV-2010 21:59:02	Bright	51.000	6	13Alp Aur	0.080000	3400.0	102	45762	No
237	GOM_NL__2PRFIN20101130_220051_000000383097_00058_45762_7923.N1	30-NOV-2010 22:00:51	Bright	38.000	42	34Bet Aur	1.9000	10200.	76	45762	No
238	GOM_NL__2PRFIN20101130_221511_000000413097_00058_45762_7924.N1	30-NOV-2010 22:15:11	Bright	40.500	36	50Alp UMa	1.8000	6300.0	81	45762	No
239	GOM_NL__2PRFIN20101130_221646_000000453097_00058_45762_7925.N1	30-NOV-2010 22:16:46	Bright	44.500	82	48Bet UMa	2.3650	10600.	89	45762	No
240	GOM_NL__2PRFIN20101130_221823_000000413097_00058_45762_7926.N1	30-NOV-2010 22:18:23	Bright	40.500	32	77Eps UMa	1.7630	11000.	81	45762	No
241	GOM_NL__2PRFIN20101130_222114_000000523097_00058_45762_7927.N1	30-NOV-2010 22:21:14	Bright	51.500	174	52Psi UMa	3.0040	4400.0	103	45762	No
242	GOM_NL__2PRFIN20101130_222355_000000383097_00058_45762_7928.N1	30-NOV-2010 22:23:55	Bright	38.000	152	12Alp2CVn	2.8900	11000.	76	45762	No
243	GOM_NL__2PRFIN20101130_223324_000000583097_00058_45762_7929.N1	30-NOV-2010 22:33:24	Bright	57.500	62	94Bet Leo	2.1360	9700.0	115	45762	No
244	GOM_NL__2PRFIN20101130_223643_000000433097_00058_45762_7930.N1	30-NOV-2010 22:36:43	Bright	42.500	121	29Gam Vir	2.7400	7200.0	85	45762	No
245	GOM_NL__2PRFIN20101130_224221_000000453097_00058_45762_7931.N1	30-NOV-2010 22:42:21	Twilight	44.500	100	4Gam Crv	2.5800	13100.	89	45762	No
246	GOM_NL__2PRFIN20101130_224356_000000513097_00058_45762_7932.N1	30-NOV-2010 22:43:56	Dark	50.500	171	2Eps Crv	3.0010	4250.0	101	45762	No
247	GOM_NL__2PRFIN20101130_225323_000000433097_00059_45763_7925.N1	30-NOV-2010 22:53:23	Dark	43.000	113	Mu Vel	2.6920	5000.0	86	45763	No
248	GOM_NL__2PRFIN20101130_230157_000000503097_00059_45763_7926.N1	30-NOV-2010 23:01:57	Dark	50.000	34	Gam2Vel	1.7930	23000.	100	45763	No
249	GOM_NL__2PRFIN20101130_230520_000000423097_00059_45763_7927.N1	30-NOV-2010 23:05:20	Dark	42.000	2	Alp Car	-0.73600	7000.0	84	45763	No
250	GOM_NL__2PRFIN20101130_230709_000000623097_00059_45763_7928.N1	30-NOV-2010 23:07:09	Dark	62.000	117	Pi Pup	2.7060	3800.0	124	45763	No
251	GOM_NL__2PRFIN20101130_231144_000000473097_00059_45763_7929.N1	30-NOV-2010 23:11:44	Dark	47.000	108	Alp Col	2.6520	15200.	94	45763	No
252	GOM_NL__2PRFIN20101130_231726_000000543097_00059_45763_7930.N1	30-NOV-2010 23:17:26	Straylight	53.500	101	11Alp Lep	2.5820	7000.0	107	45763	No
253	GOM_NL__2PRFIN20101130_232102_000000693097_00059_45763_7931.N1	30-NOV-2010 23:21:02	Straylight	69.000	7	19Bet Ori	0.10000	14000.	138	45763	No
254	GOM_NL__2PRFIN20101130_232901_000000553097_00059_45763_7932.N1	30-NOV-2010 23:29:01	Bright	54.500	13	87Alp Tau	0.86700	3800.0	109	45763	No
255	GOM_NL__2PRFIN20101130_233038_000000383097_00059_45763_7933.N1	30-NOV-2010 23:30:38	Bright	38.000	146	25Eta Tau	2.8730	15200.	76	45763	No
256	GOM_NL__2PRFIN20101130_233259_000000383097_00059_45763_7934.N1	30-NOV-2010 23:32:59	Bright	38.000	150	44Zet Per	2.8900	28000.	76	45763	No
257	GOM_NL__2PRFIN20101130_233525_000000383097_00059_45763_7935.N1	30-NOV-2010 23:35:25	Bright	37.500	149	45Eps Per	2.8880	30000.	75	45763	No
258	GOM_NL__2PRFIN20101130_233726_000000363097_00059_45763_7936.N1	30-NOV-2010 23:37:26	Bright	36.000	175	39Del Per	3.0100	19400.	72	45763	No
259	GOM_NL__2PRFIN20101130_233915_000000483097_00059_45763_7937.N1	30-NOV-2010 23:39:15	Bright	48.000	6	13Alp Aur	0.080000	3400.0	96	45763	No
260	GOM_NL__2PRFIN20101130_234104_000000383097_00059_45763_7938.N1	30-NOV-2010 23:41:04	Bright	38.000	42	34Bet Aur	1.9000	10200.	76	45763	No
261	GOM_NL__2PRFIN20101130_235524_000000453097_00059_45763_7939.N1	30-NOV-2010 23:55:24	Bright	45.000	36	50Alp UMa	1.8000	6300.0	90	45763	No
262	GOM_NL__2PRFIN20101130_235700_000000483097_00059_45763_7940.N1	30-NOV-2010 23:57:00	Bright	47.500	82	48Bet UMa	2.3650	10600.	95	45763	No
263	GOM_NL__2PRFIN20101130_235837_000000393097_00059_45763_7941.N1	30-NOV-2010 23:58:37	Bright	39.000	32	77Eps UMa	1.7630	11000.	78	45763	No

### 3. Quality information per product

In this section it is plotted some information contained in the Quality Summary data set of the level 2 products. Only products in dark limb conditions and without errors (error flag in the MPH set to "0") are used.

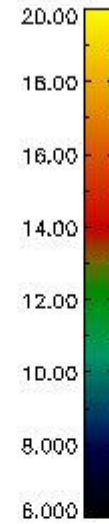
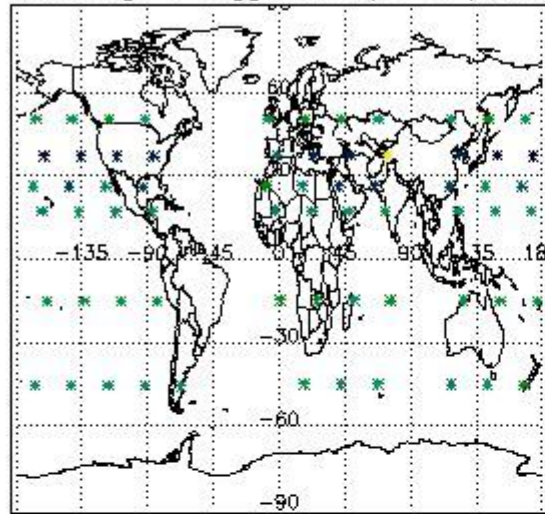
#### 3.1 Plot quality information per product (time dependant)



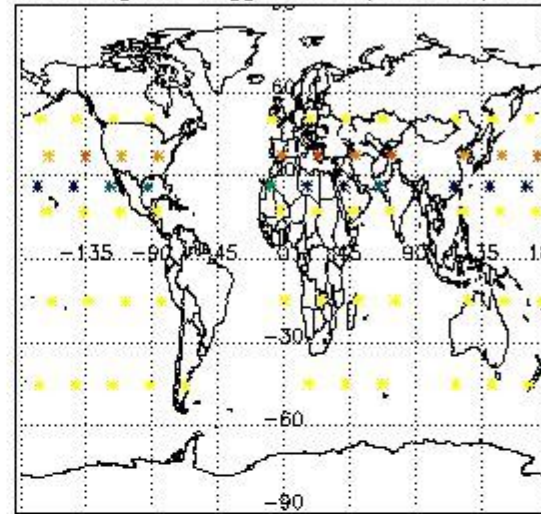
3.2 Plot quality information per product (world map)



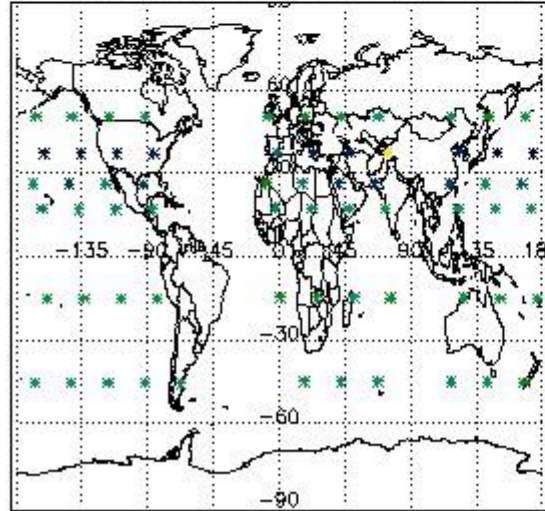
Percentage of flagged data per O3 profile



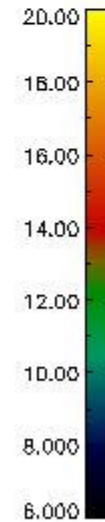
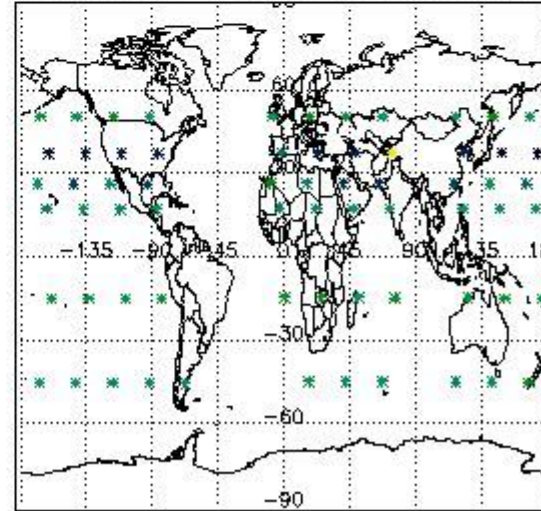
Percentage of flagged data per H2O profile



Percentage of flagged data per NO2 profile



Percentage of flagged data per NO3 profile



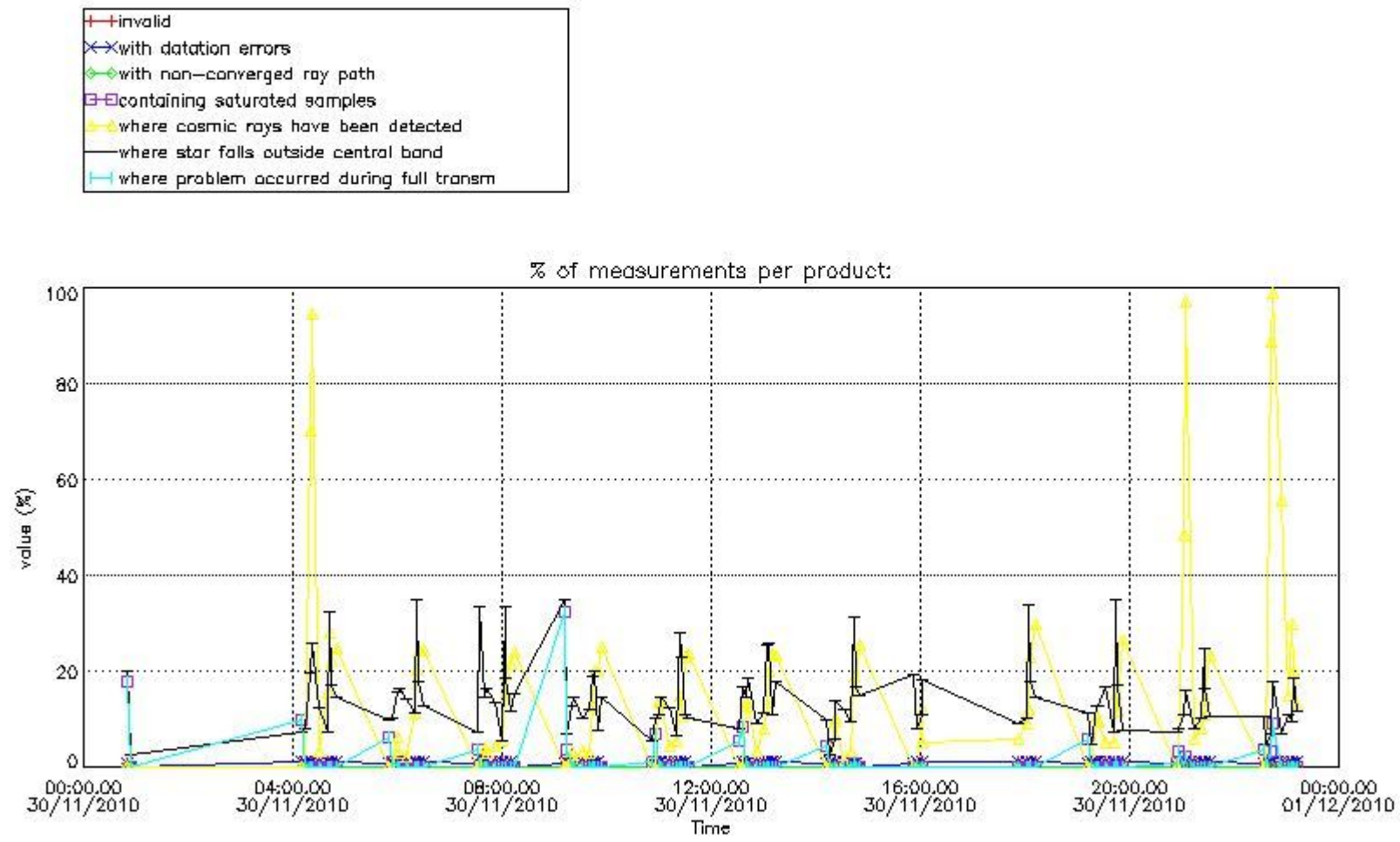
#### 4. Level 1 quality information per product

In this section it is plotted some information contained in the Quality Summary data set of the level 2 products that comes from the level 1b processing. Products without errors (error flag in the MPH set to "0") are used.

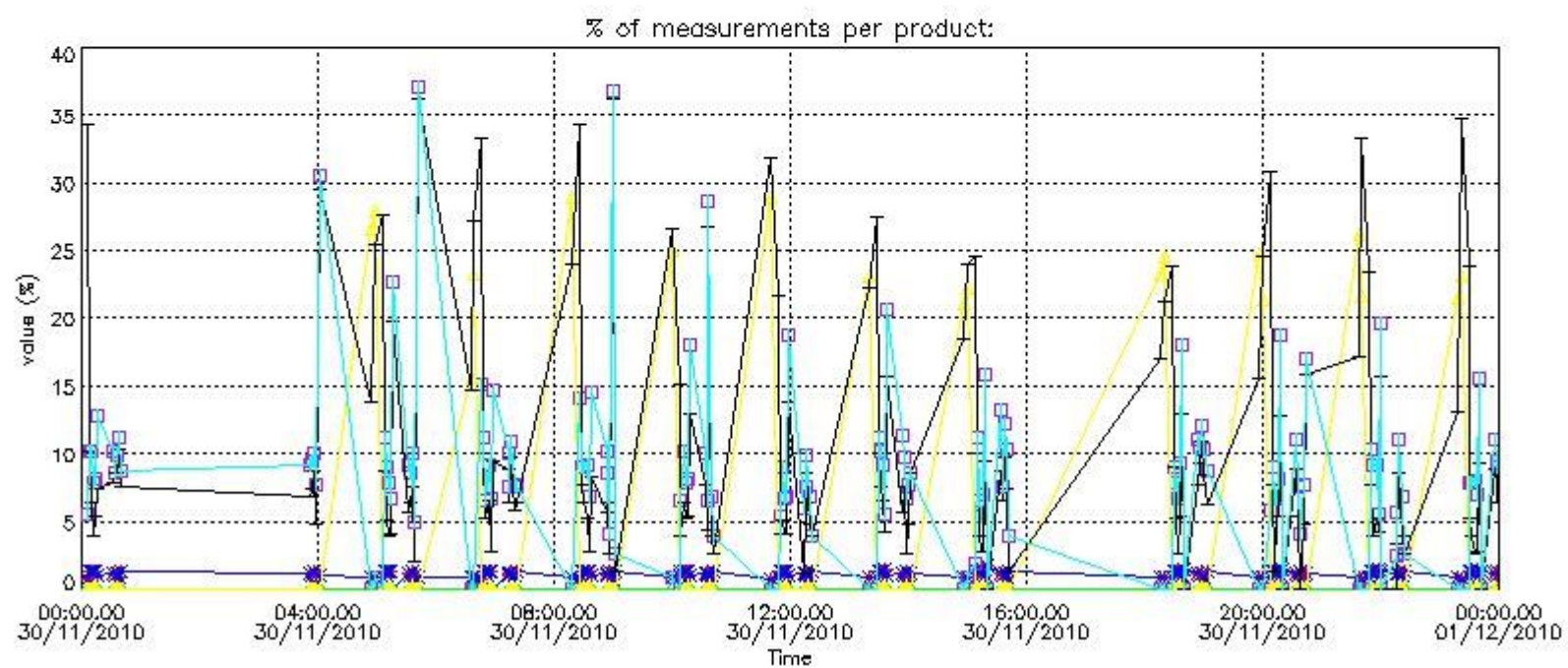
##### 4.1 Plot quality information per product (time dependant) coming from level 1b processing

###### 4.1.1 Plot level 1 quality information per product (time dependant): ENVISAT ASCENDING passes





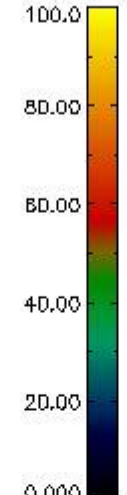
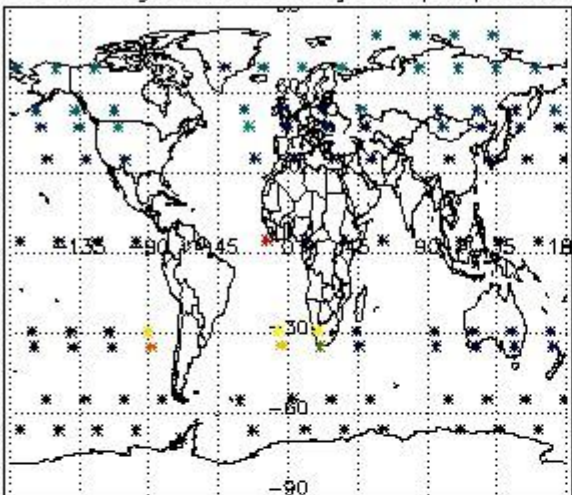
4.1.2 Plot level 1 quality information per product (time dependant): ENVI SAT DESCENDING passes



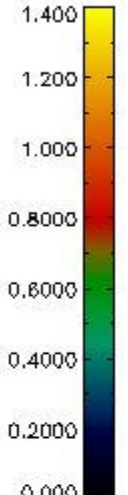
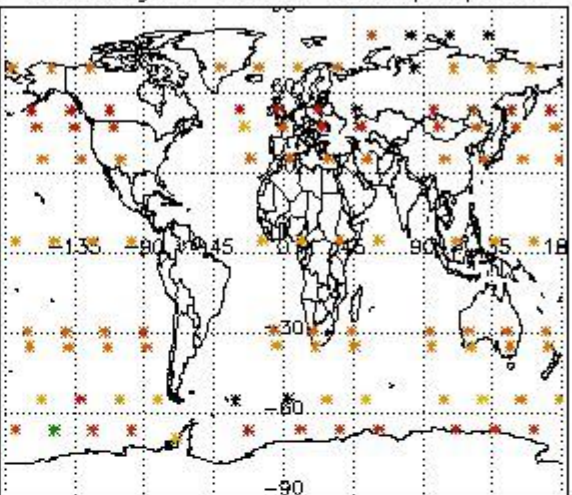
#### 4.2 Plot quality information per product coming from level 1b processing (world map)

##### 4.2.1 Plot level 1 quality information per product (world map): ENVISAT ASCENDING passes

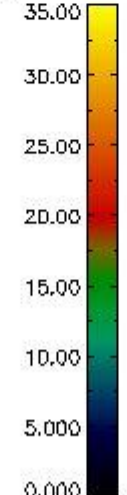
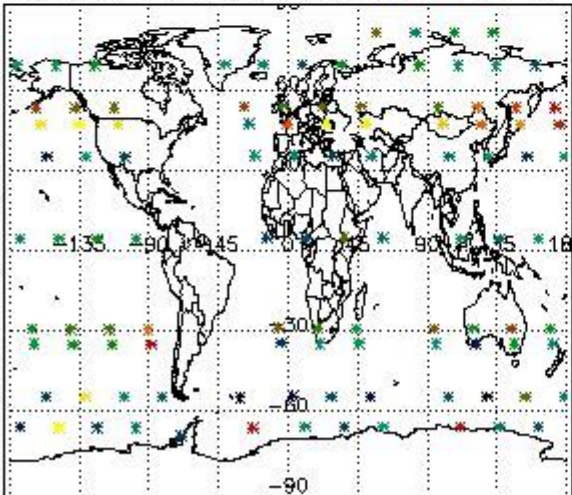
Percentage of cosmic ray hits per profile



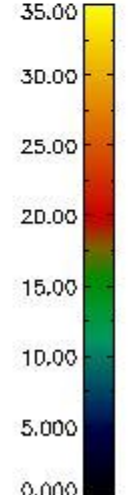
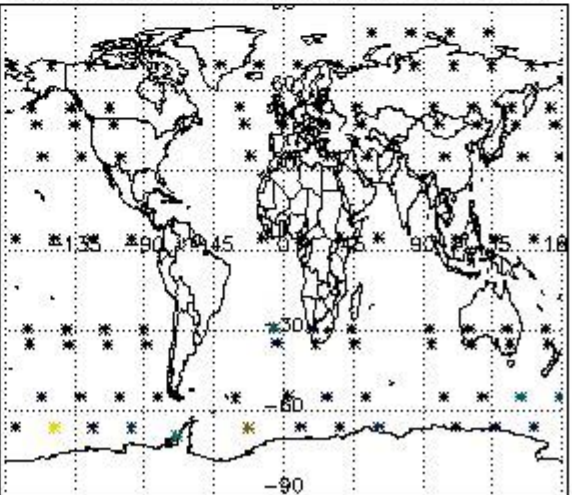
Percentage of datation errors per profile



Percentage of star falling outside central band per profile

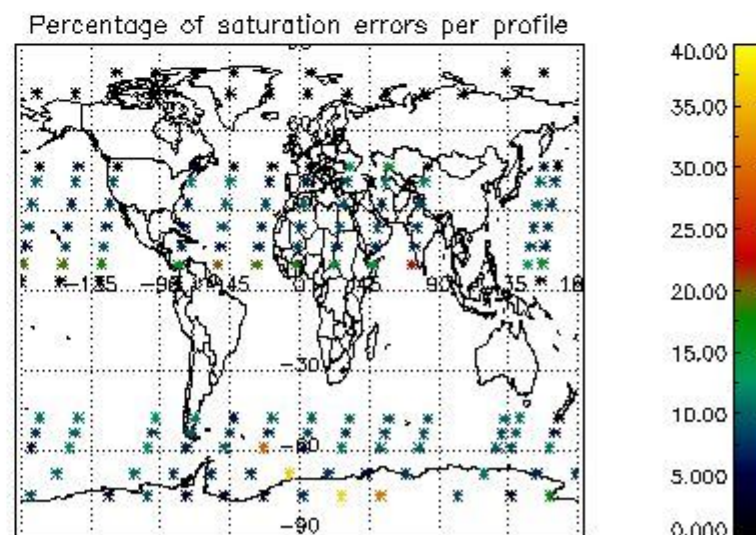
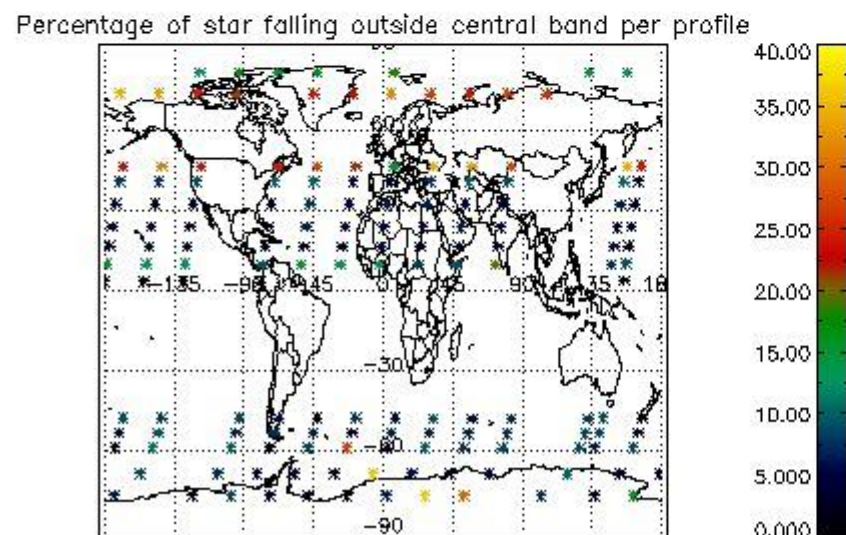
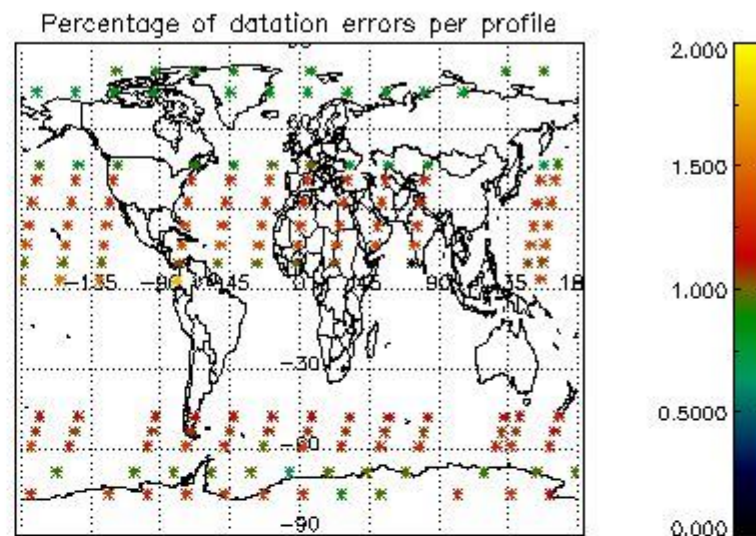
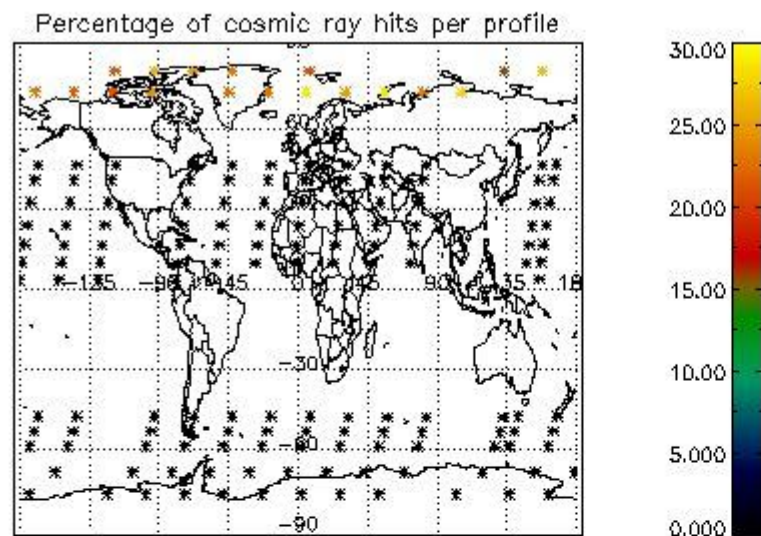


Percentage of saturation errors per profile



4.2.2 Plot level 1 quality information per product (world map): ENVISAT DESCENDING passes





## 5. Trace gas profiles

### 5.1 Ozone statistics based on quality of products

The final quality of the products can be "measured" using the STD (Standard Deviation) attached to every point profile. This information is written to the parameter GOM\_NL\_\_2P/NL\_LOCAL\_SPECIES\_DENSITY/o3\_std of the level 2 products. The table below shows the statistics for given STD ranges.

The statistics are given with respect to the overall valid production:

- Products without fatal errors: GOM\_NL\_\_2P/MPH/PRODUCT\_ERR=0
- Valid point profile: GOM\_NL\_\_2P/NL\_LOCAL\_SPECIES\_DENSITY/pcd(0)=0

The 'Criteria' is applied to valid points of dark limb products:

- Products in dark limb illumination condition: GOM\_NL\_\_2P/NL\_SUMMARY\_QUALITY/obs\_ill\_cond=0
- Products without fatal errors: GOM\_NL\_\_2P/MPH/PRODUCT\_ERR=0
- Valid point profile: GOM\_NL\_\_2P/NL\_LOCAL\_SPECIES\_DENSITY/pcd(0)=0

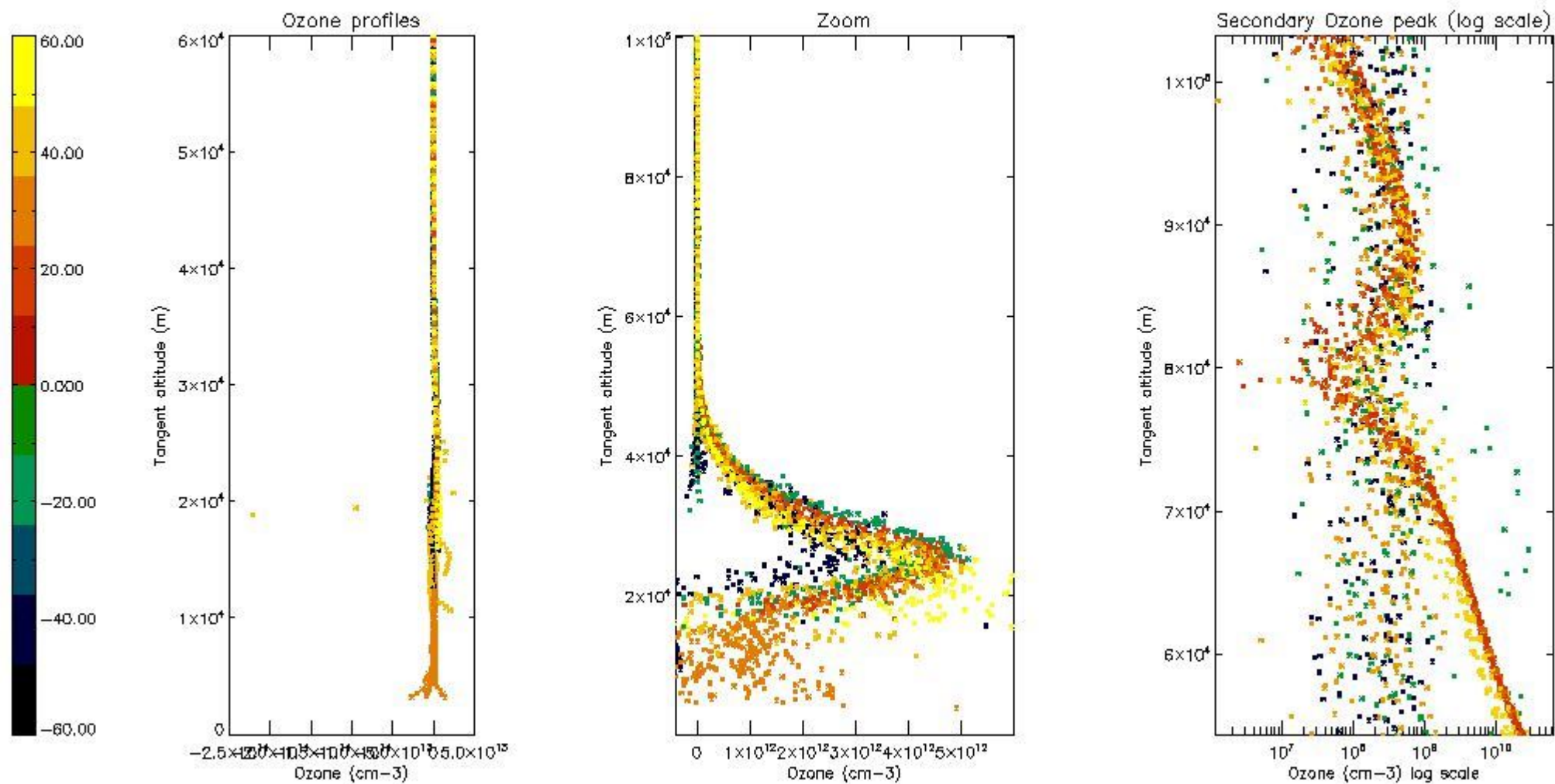
So, the table below shows the percentage of dark limb and valid observations for each criteria with respect to the overall valid daily observations.

Criteria	% of total production
All STD	27
STD < 20	12

STD < 10	9
STD < 5	6

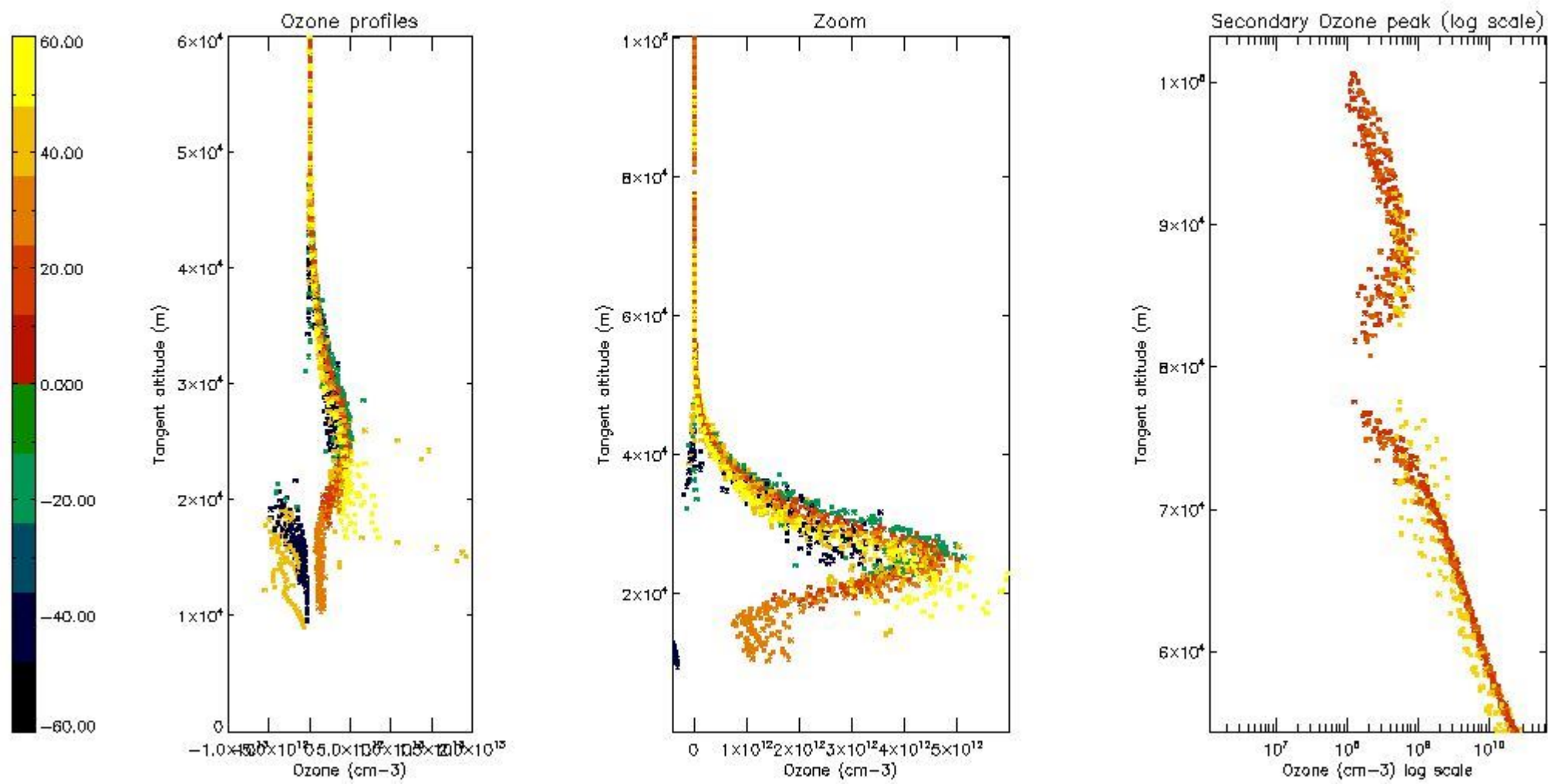
5.2 Plot ozone profiles for all STD (dark without errors)

The colorbar represents the latitude.



5.3 Plot ozone profiles where STD < 20% (dark without errors)

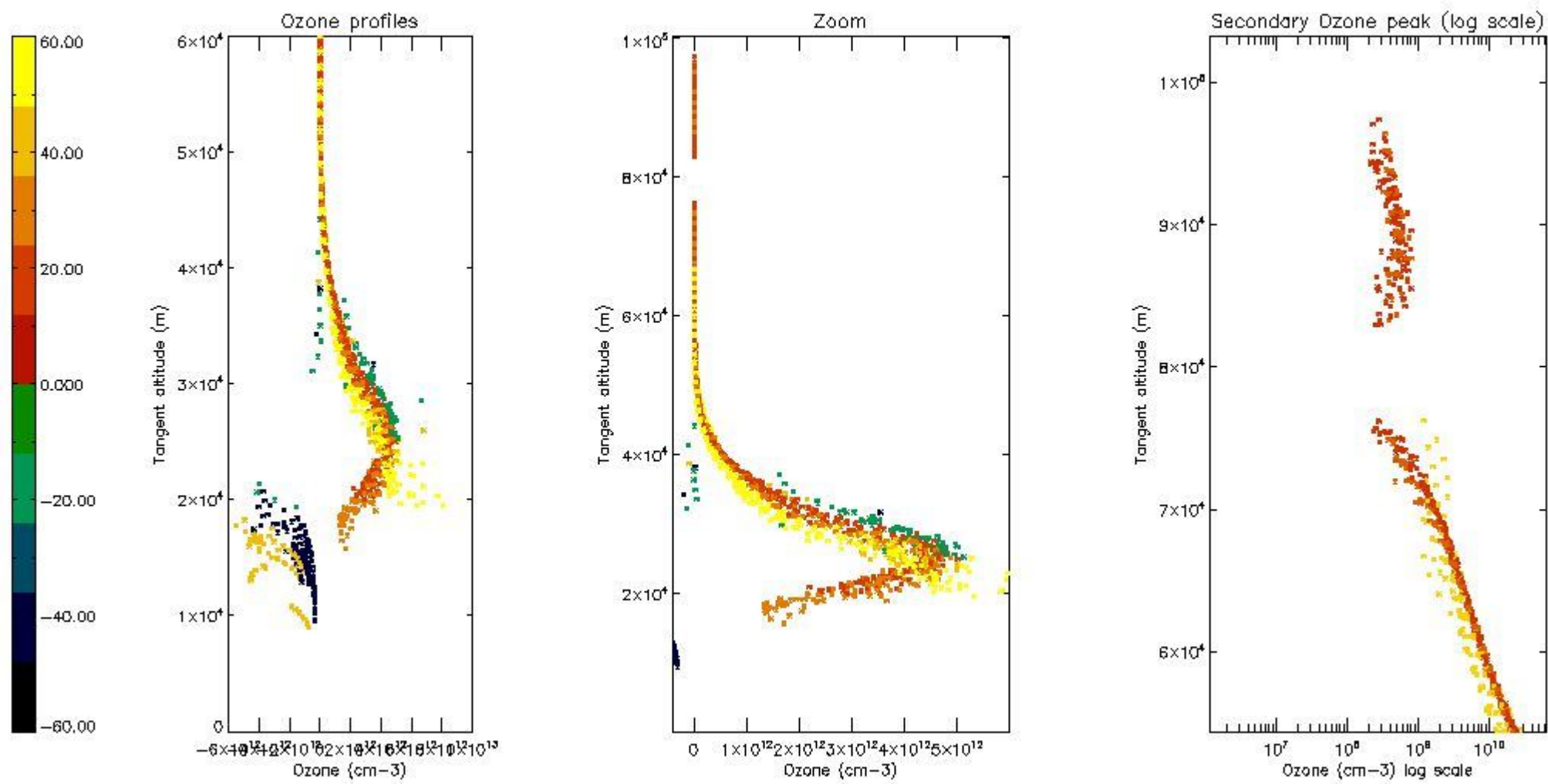
The colorbar represents the latitude.



*5.4 Plot ozone profiles where  $STD < 10\%$  (dark without errors)*

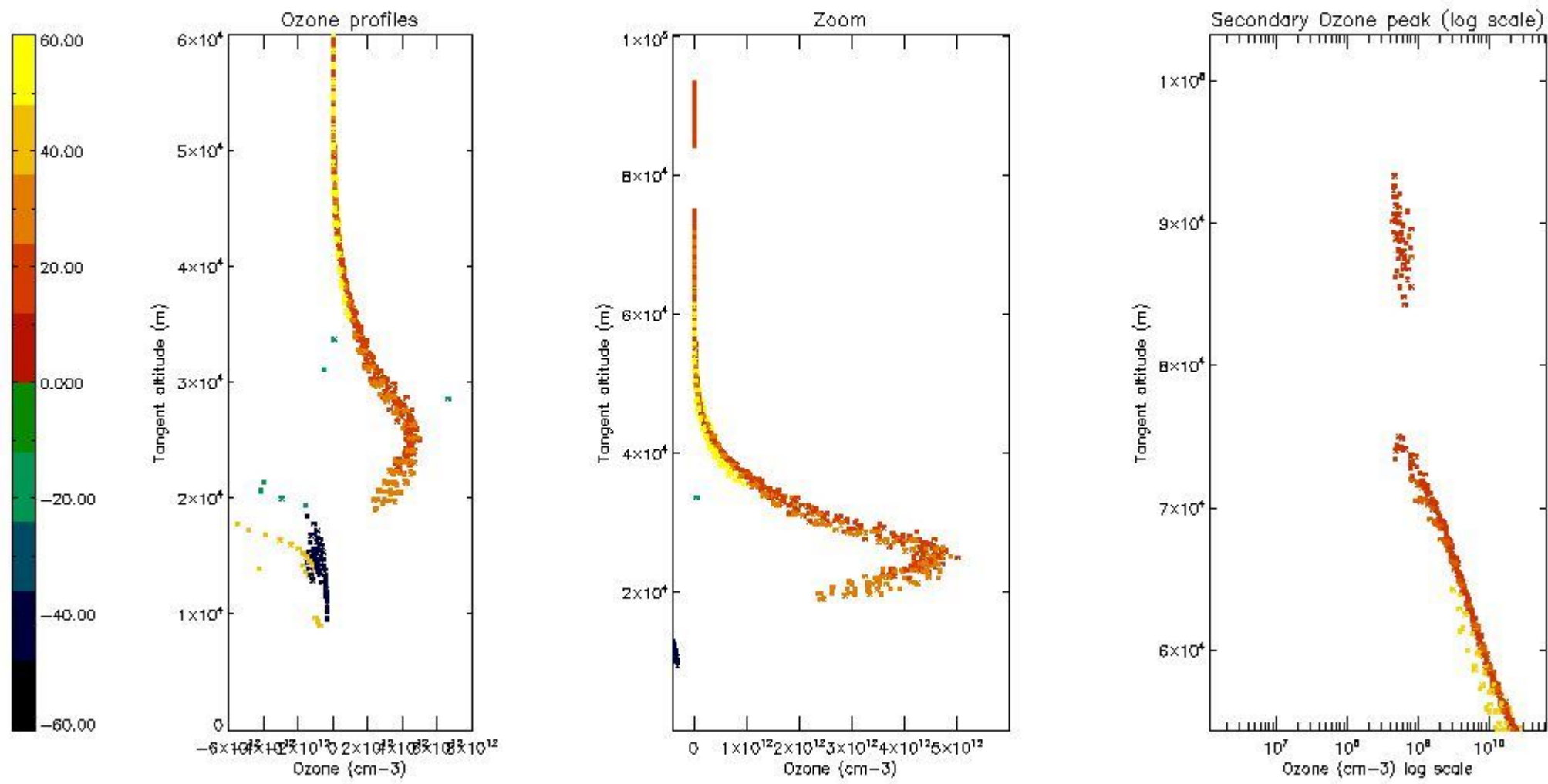
The colorbar represents the latitude.





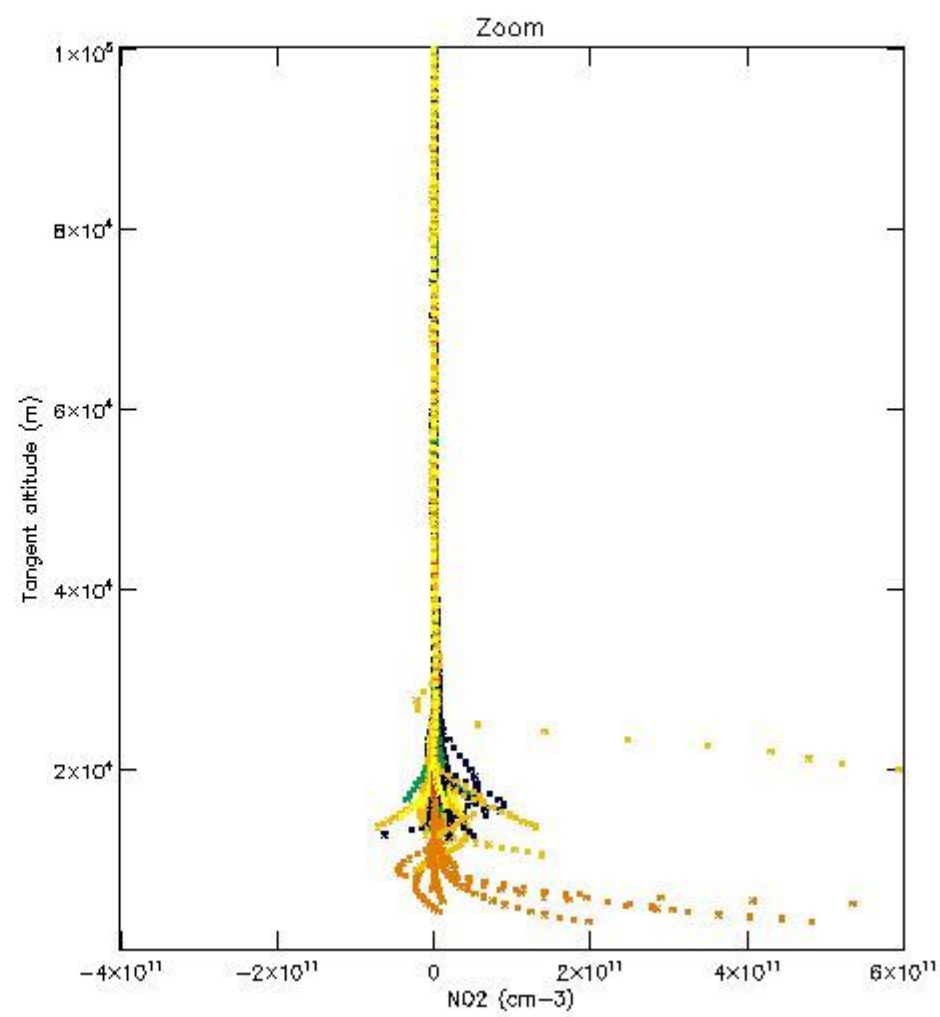
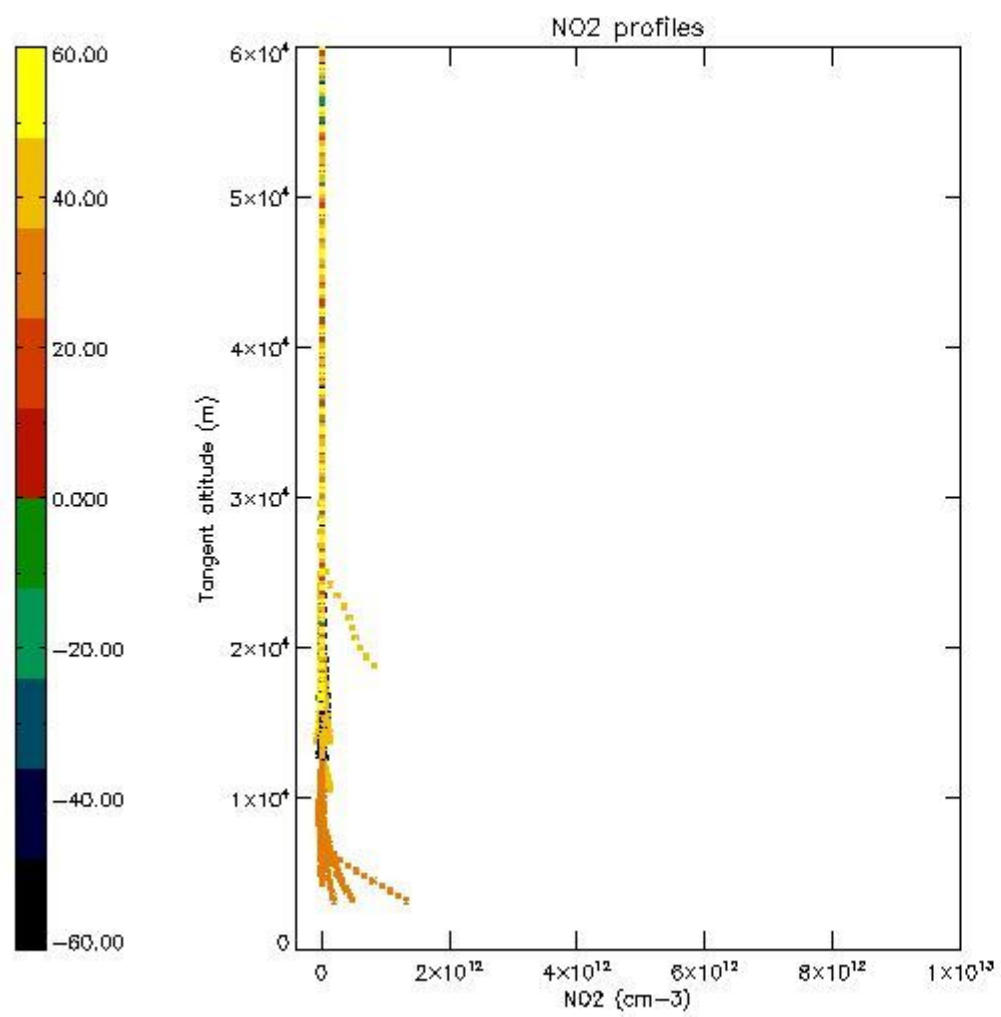
*5.5 Plot ozone profiles where STD < 5% (dark without errors)*

The colorbar represents the latitude.



*5.6 Plot NO<sub>2</sub> profiles for all STD (dark without errors)*

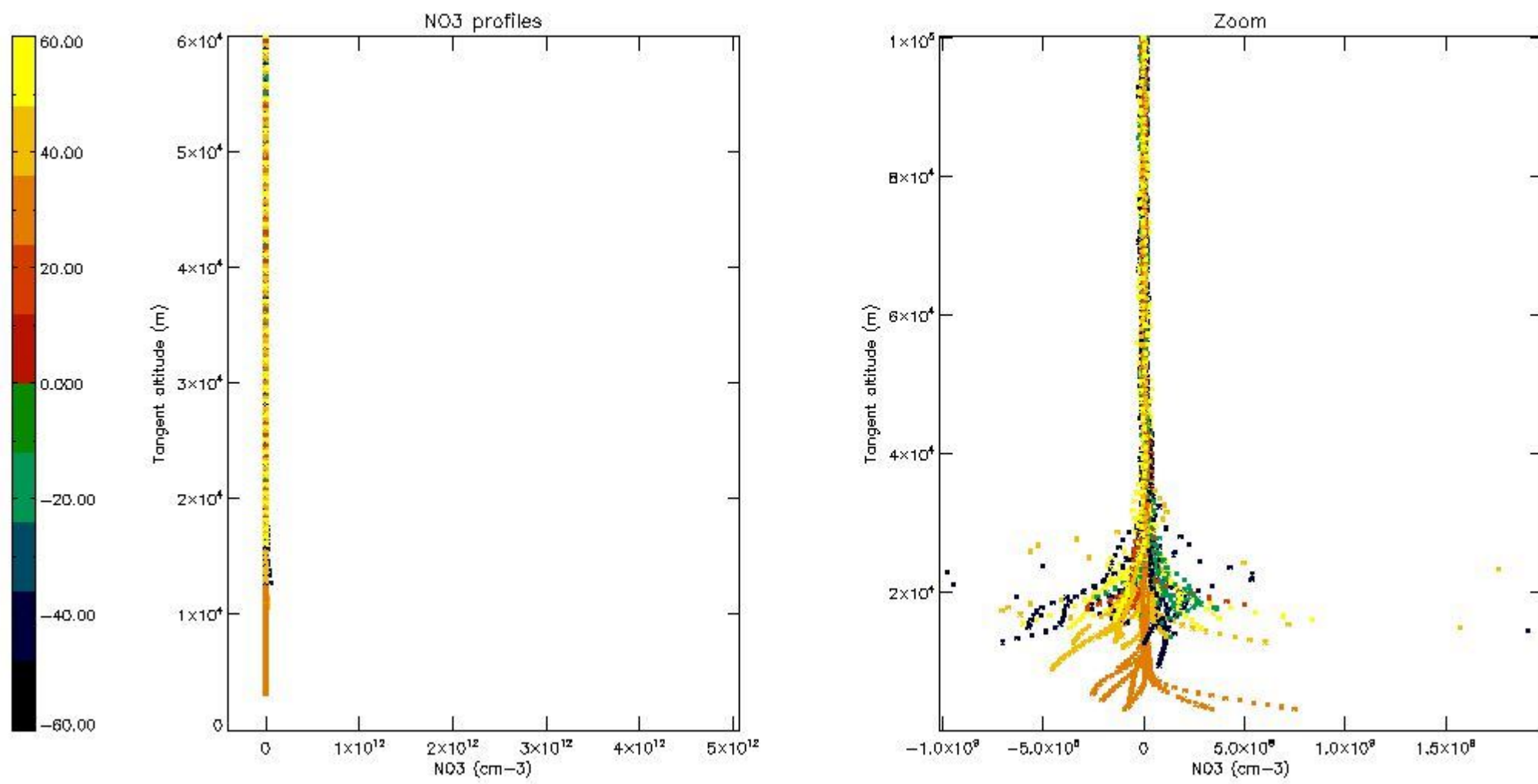
The colorbar represents the latitude.



*5.7 Plot NO3 profiles for all STD (dark without errors)*

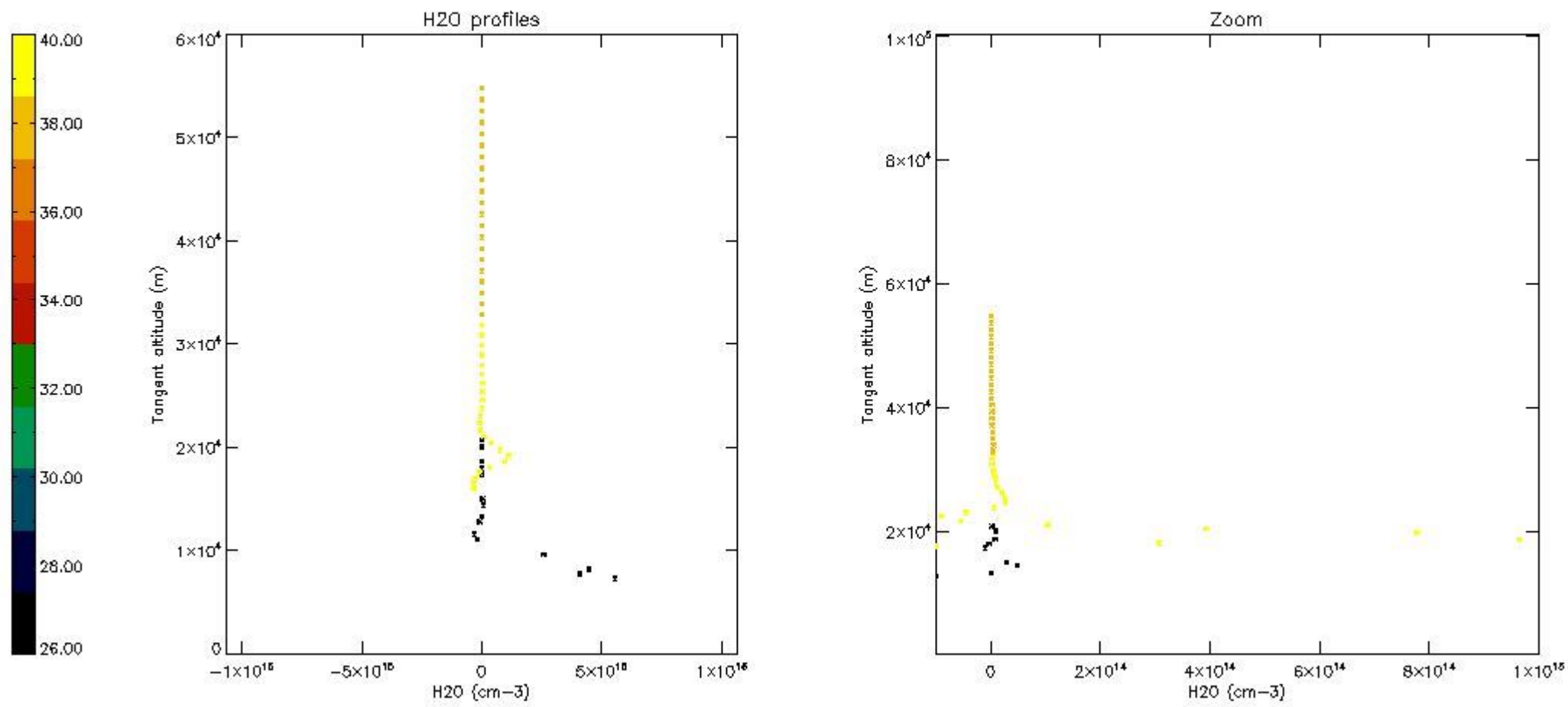
The colorbar represents the latitude.





5.8 Plot H<sub>2</sub>O profiles for all STD (only for occultations of stars 1,2,3,4,13,14,16,26,63 dark without errors)

The colorbar represents the latitude.



## 6. Auxiliary Data Files used for the production reported in section 2

The number reported in the third column indicates since which file (see list in section 2) the corresponding auxiliary file has been used. The fourth column is the date of those product files.

Type	Auxiliary Filename	Used since product	Used since product date
INST_PHYS_CHARACTERISTICS	GOM_INS_AXVIEC20091111_143220_20030716_120000_20500101_000000	1	30-NOV-2010 00:05:50
LEVEL-2_PROC_CONFIG	GOM_PR2_AXVIEC20091111_152718_20020301_000000_20500101_000000	1	30-NOV-2010 00:05:50
CROSS_SECTIONS_FILE	GOM_CRS_AXVIEC20091111_154832_20020301_000000_20500101_000000	1	30-NOV-2010 00:05:50

# GOMOS Level 2 Daily Report

## SUMMARY

### [1. General Info](#)

### [2. Summary of processed GOM\\_NL\\_2P products](#)

### [3. Level 2 Quality information per product](#)

#### [3.1 Plot of level 2 quality information per product \(time dependant\)](#)

#### [3.2 Plot of level 2 quality information per product \(world map\)](#)

### [4. Level 1 Quality information per product \(stored on level 2 products\)](#)

#### [4.1 Plot of level 1 quality information per product \(time dependant\)](#)

##### [4.1.1 Plot of level 1 quality information per product \(time dependant\): ASCENDING](#)

##### [4.1.2 Plot of level 1 quality information per product \(time dependant\): DESCENDING](#)

#### [4.2 Plot of level 1 quality information per product \(world map\)](#)

##### [4.2.1 Plot of level 1 quality information per product \(world map\): ASCENDING](#)

##### [4.2.2 Plot of level 1 quality information per product \(world map\): DESCENDING](#)

### [5. Ozone profiles based on quality statistics and other trace gas profiles](#)

#### [5.1 Ozone statistics based on quality of products](#)

#### [5.2 Plot ozone profiles for all STD \(dark without errors\)](#)

#### [5.3 Plot ozone profiles where STD < 20% \(dark without errors\)](#)

#### [5.4. Plot ozone profiles where STD < 10% \(dark without errors\)](#)

#### [5.5. Plot ozone profiles where STD < 5% \(dark without errors\)](#)

#### [5.6 Plot NO2 profiles for all STD \(dark without errors\)](#)

#### [5.7 Plot NO3 profiles for all STD \(dark without errors\)](#)

#### [5.8 Plot H2O profiles \(only for occultations of stars 1,2,3,4,13,14,16,26,63 dark without errors\) for all STD](#)

### [6. Auxiliary Data Files used for the production reported in section 2](#)



This report presents the daily analysis on parameters extracted from GOMOS level 2 data (GOM\_NL\_\_2P). It is intended to monitor some important parameters that will impact the quality of these products. A list of level 2 products (and content) that have arrived during the reporting day to the PCF is also given.

Item	Value
Time of report generation	29APR2013 16:20:26
Data source version	GOMOS/6.01
Start time of products	30-11-2010 (30NOV2010 00:00:00)
Stop time of products	01-12-2010 (01DEC2010 00:00:00)
Store outputs in DB	Yes
Nb of level 2 prods	263
Nb of prods with errors	0

## 2. Summary of processed GOM\_NL\_\_2P products.

Nr	Filename	UTC Start time	Limb	Duration	Star Id	Star Name	Star Mag	Star Temp	Nb Meas	Orbit	Prod. error
1	GOM_NL__2PRFIN20101130_000550_000000643097_00045_45749_7569.N1	30-NOV-2010 00:05:50	Bright	64.000	13	87Alp Tau	0.86700	3800.0	128	45749	No
2	GOM_NL__2PRFIN20101130_000724_000000403097_00045_45749_7570.N1	30-NOV-2010 00:07:24	Bright	39.500	146	25Eta Tau	2.8730	15200.	79	45749	No
3	GOM_NL__2PRFIN20101130_000946_000000403097_00045_45749_7571.N1	30-NOV-2010 00:09:46	Bright	39.500	150	44Zet Per	2.8900	28000.	79	45749	No
4	GOM_NL__2PRFIN20101130_001212_000000383097_00045_45749_7572.N1	30-NOV-2010 00:12:12	Bright	38.000	149	45Eps Per	2.8880	30000.	76	45749	No
5	GOM_NL__2PRFIN20101130_001412_000000373097_00045_45749_7573.N1	30-NOV-2010 00:14:12	Bright	37.000	175	39Del Per	3.0100	19400.	74	45749	No
6	GOM_NL__2PRFIN20101130_001608_000000473097_00045_45749_7574.N1	30-NOV-2010 00:16:08	Bright	47.000	6	13Alp Aur	0.080000	3400.0	94	45749	No
7	GOM_NL__2PRFIN20101130_003213_000000453097_00045_45749_7575.N1	30-NOV-2010 00:32:13	Bright	44.500	36	50Alp UMa	1.8000	6300.0	89	45749	No
8	GOM_NL__2PRFIN20101130_003349_000000473097_00045_45749_7576.N1	30-NOV-2010 00:33:49	Bright	46.500	82	48Bet UMa	2.3650	10600.	93	45749	No
9	GOM_NL__2PRFIN20101130_003522_000000413097_00045_45749_7577.N1	30-NOV-2010 00:35:22	Bright	40.500	32	77Eps UMa	1.7630	11000.	81	45749	No
10	GOM_NL__2PRFIN20101130_003815_000000543097_00045_45749_7578.N1	30-NOV-2010 00:38:15	Bright	53.500	174	52Psi UMa	3.0040	4400.0	107	45749	No
11	GOM_NL__2PRFIN20101130_004052_000000403097_00045_45749_7579.N1	30-NOV-2010 00:40:52	Bright	40.000	152	12Alp2CVn	2.8900	11000.	80	45749	No
12	GOM_NL__2PRFIN20101130_005013_000000653097_00045_45749_7580.N1	30-NOV-2010 00:50:13	Bright	64.500	62	94Bet Leo	2.1360	9700.0	129	45749	No
13	GOM_NL__2PRFIN20101130_005333_000000413097_00045_45749_7581.N1	30-NOV-2010 00:53:33	Bright	41.000	121	29Gam Vir	2.7400	7200.0	82	45749	No
14	GOM_NL__2PRFIN20101130_035240_000000443097_00047_45751_7591.N1	30-NOV-2010 03:52:40	Bright	44.000	36	50Alp UMa	1.8000	6300.0	88	45751	No
15	GOM_NL__2PRFIN20101130_035416_000000483097_00047_45751_7592.N1	30-NOV-2010 03:54:16	Bright	47.500	82	48Bet UMa	2.3650	10600.	95	45751	No
16	GOM_NL__2PRFIN20101130_035550_000000403097_00047_45751_7593.N1	30-NOV-2010 03:55:50	Bright	40.000	32	77Eps UMa	1.7630	11000.	80	45751	No
17	GOM_NL__2PRFIN20101130_035842_000000523097_00047_45751_7594.N1	30-NOV-2010 03:58:42	Bright	51.500	174	52Psi UMa	3.0040	4400.0	103	45751	No
18	GOM_NL__2PRFIN20101130_040120_000000533097_00047_45751_7595.N1	30-NOV-2010 04:01:20	Bright	52.500	152	12Alp2CVn	2.8900	11000.	105	45751	No
19	GOM_NL__2PRFIN20101130_040946_000000423097_00047_45751_7596.N1	30-NOV-2010 04:09:46	Bright	41.500	138	47Eps Vir	2.8280	4700.0	83	45751	No
20	GOM_NL__2PRFIN20101130_041402_000000433097_00047_45751_7597.N1	30-NOV-2010 04:14:02	Bright	43.000	121	29Gam Vir	2.7400	7200.0	86	45751	No
21	GOM_NL__2PRFIN20101130_041938_000000513097_00047_45751_7598.N1	30-NOV-2010 04:19:38	Twilight	50.500	100	4Gam Crv	2.5800	13100.	101	45751	No
22	GOM_NL__2PRFIN20101130_042113_000000553097_00047_45751_7599.N1	30-NOV-2010 04:21:13	Dark	54.500	171	2Eps Crv	3.0010	4250.0	109	45751	No
23	GOM_NL__2PRFIN20101130_043040_000000453097_00048_45752_7601.N1	30-NOV-2010 04:30:40	Dark	44.500	113	Mu Vel	2.6920	5000.0	89	45752	No
24	GOM_NL__2PRFIN20101130_043913_000000483097_00048_45752_7602.N1	30-NOV-2010 04:39:13	Dark	47.500	34	Gam2Vel	1.7930	23000.	95	45752	No
25	GOM_NL__2PRFIN20101130_044240_000000573097_00048_45752_7603.N1	30-NOV-2010 04:42:40	Dark	57.000	2	Alp Car	-0.73600	7000.0	114	45752	No
26	GOM_NL__2PRFIN20101130_044426_000000613097_00048_45752_7604.N1	30-NOV-2010 04:44:26	Dark	61.000	117	Pi Pup	2.7060	3800.0	122	45752	No
27	GOM_NL__2PRFIN20101130_044905_000000493097_00048_45752_7605.N1	30-NOV-2010 04:49:05	Dark	48.500	108	Alp Col	2.6520	15200.	97	45752	No
28	GOM_NL__2PRFIN20101130_045450_000000553097_00048_45752_7606.N1	30-NOV-2010 04:54:50	Straylight	54.500	101	11Alp Lep	2.5820	7000.0	109	45752	No
29	GOM_NL__2PRFIN20101130_045829_000000613097_00048_45752_7607.N1	30-NOV-2010 04:58:29	Straylight	61.000	7	19Bet Ori	0.10000	14000.	122	45752	No
30	GOM_NL__2PRFIN20101130_050631_000000583097_00048_45752_7608.N1	30-NOV-2010 05:06:31	Bright	58.000	13	87Alp Tau	0.86700	3800.0	116	45752	No
31	GOM_NL__2PRFIN20101130_050805_000000403097_00048_45752_7609.N1	30-NOV-2010 05:08:05	Bright	40.000	146	25Eta Tau	2.8730	15200.	80	45752	No
32	GOM_NL__2PRFIN20101130_051027_000000393097_00048_45752_7610.N1	30-NOV-2010 05:10:27	Bright	39.000	150	44Zet Per	2.8900	28000.	78	45752	No
33	GOM_NL__2PRFIN20101130_051253_000000393097_00048_45752_7611.N1	30-NOV-2010 05:12:53	Bright	38.500	149	45Eps Per	2.8880	30000.	77	45752	No
34	GOM_NL__2PRFIN20101130_051453_000000373097_00048_45752_7612.N1	30-NOV-2010 05:14:53	Bright	37.000	175	39Del Per	3.0100	19400.	74	45752	No
35	GOM_NL__2PRFIN20101130_051648_000000533097_00048_45752_7613.N1	30-NOV-2010 05:16:48	Bright	53.000	6	13Alp Aur	0.080000	3400.0	106	45752	No
36	GOM_NL__2PRFIN20101130_053254_000000443097_00048_45752_7614.N1	30-NOV-2010 05:32:54	Bright	44.000	36	50Alp UMa	1.8000	6300.0	88	45752	No
37	GOM_NL__2PRFIN20101130_053430_000000473097_00048_45752_7615.N1	30-NOV-2010 05:34:30	Bright	46.500	82	48Bet UMa	2.3650	10600.	93	45752	No
38	GOM_NL__2PRFIN20101130_053604_000000403097_00048_45752_7616.N1	30-NOV-2010 05:36:04	Bright	40.000	32	77Eps UMa	1.7630	11000.	80	45752	No
39	GOM_NL__2PRFIN20101130_053856_000000503097_00048_45752_7617.N1	30-NOV-2010 05:38:56	Bright	50.000	174	52Psi UMa	3.0040	4400.0	100	45752	No
40	GOM_NL__2PRFIN20101130_054134_000000583097_00048_45752_7618.N1	30-NOV-2010 05:41:34	Bright	58.000	152	12Alp2CVn	2.8900	11000.	116	45752	No
41	GOM_NL__2PRFIN20101130_055057_000000573097_00048_45752_7619.N1	30-NOV-2010 05:50:57	Bright	57.000	62	94Bet Leo	2.1360	9700.0	114	45752	No
42	GOM_NL__2PRFIN20101130_055417_000000453097_00048_45752_7620.N1	30-NOV-2010 05:54:17	Bright	44.500	121	29Gam Vir	2.7400	7200.0	89	45752	No

43	GOM_NL__2PRFIN20101130_055953_000000493097_00048_45752_7621.N1	30-NOV-2010 05:59:53	Twilight	48.500	100	4Gam Crv	2.5800	13100.	97	45752	No
44	GOM_NL__2PRFIN20101130_060128_000000493097_00048_45752_7622.N1	30-NOV-2010 06:01:28	Dark	49.000	171	2Eps Crv	3.0010	4250.0	98	45752	No
45	GOM_NL__2PRFIN20101130_061055_000000463097_00049_45753_7642.N1	30-NOV-2010 06:10:55	Dark	45.500	113	Mu Vel	2.6920	5000.0	91	45753	No
46	GOM_NL__2PRFIN20101130_061928_000000503097_00049_45753_7643.N1	30-NOV-2010 06:19:28	Dark	49.500	34	Gam2Vel	1.7930	23000.	99	45753	No
47	GOM_NL__2PRFIN20101130_062255_000000593097_00049_45753_7644.N1	30-NOV-2010 06:22:55	Dark	59.000	2	Alp Car	-0.73600	7000.0	118	45753	No
48	GOM_NL__2PRFIN20101130_062441_000000623097_00049_45753_7645.N1	30-NOV-2010 06:24:41	Dark	61.500	117	Pi Pup	2.7060	3800.0	123	45753	No
49	GOM_NL__2PRFIN20101130_062920_000000483097_00049_45753_7646.N1	30-NOV-2010 06:29:20	Dark	47.500	108	Alp Col	2.6520	15200.	95	45753	No
50	GOM_NL__2PRFIN20101130_063504_000000553097_00049_45753_7647.N1	30-NOV-2010 06:35:04	Straylight	54.500	101	11Alp Lep	2.5820	7000.0	109	45753	No
51	GOM_NL__2PRFIN20101130_063843_000000633097_00049_45753_7648.N1	30-NOV-2010 06:38:43	Straylight	62.500	7	19Bet Ori	0.10000	14000.	125	45753	No
52	GOM_NL__2PRFIN20101130_064645_000000633097_00049_45753_7649.N1	30-NOV-2010 06:46:45	Bright	63.000	13	87Alp Tau	0.86700	3800.0	126	45753	No
53	GOM_NL__2PRFIN20101130_064819_000000403097_00049_45753_7650.N1	30-NOV-2010 06:48:19	Bright	40.000	146	25Eta Tau	2.8730	15200.	80	45753	No
54	GOM_NL__2PRFIN20101130_065041_000000383097_00049_45753_7651.N1	30-NOV-2010 06:50:41	Bright	38.000	150	44Zet Per	2.8900	28000.	76	45753	No
55	GOM_NL__2PRFIN20101130_065307_000000393097_00049_45753_7652.N1	30-NOV-2010 06:53:07	Bright	38.500	149	45Eps Per	2.8880	30000.	77	45753	No
56	GOM_NL__2PRFIN20101130_065507_000000373097_00049_45753_7653.N1	30-NOV-2010 06:55:07	Bright	37.000	175	39Del Per	3.0100	19400.	74	45753	No
57	GOM_NL__2PRFIN20101130_065702_000000483097_00049_45753_7654.N1	30-NOV-2010 06:57:02	Bright	47.500	6	13Alp Aur	0.080000	3400.0	95	45753	No
58	GOM_NL__2PRFIN20101130_071307_000000453097_00049_45753_7655.N1	30-NOV-2010 07:13:07	Bright	45.000	36	50Alp UMa	1.8000	6300.0	90	45753	No
59	GOM_NL__2PRFIN20101130_071443_000000473097_00049_45753_7656.N1	30-NOV-2010 07:14:43	Bright	46.500	82	48Bet UMa	2.3650	10600.	93	45753	No
60	GOM_NL__2PRFIN20101130_071618_000000413097_00049_45753_7657.N1	30-NOV-2010 07:16:18	Bright	41.000	32	77Eps UMa	1.7630	11000.	82	45753	No
61	GOM_NL__2PRFIN20101130_071910_000000523097_00049_45753_7658.N1	30-NOV-2010 07:19:10	Bright	52.000	174	52Psi UMa	3.0040	4400.0	104	45753	No
62	GOM_NL__2PRFIN20101130_072148_000000403097_00049_45753_7659.N1	30-NOV-2010 07:21:48	Bright	39.500	152	12Alp2CVn	2.8900	11000.	79	45753	No
63	GOM_NL__2PRFIN20101130_073112_000000563097_00049_45753_7660.N1	30-NOV-2010 07:31:12	Bright	56.000	62	94Bet Leo	2.1360	9700.0	112	45753	No
64	GOM_NL__2PRFIN20101130_073432_000000613097_00049_45753_7661.N1	30-NOV-2010 07:34:32	Bright	61.000	121	29Gam Vir	2.7400	7200.0	122	45753	No
65	GOM_NL__2PRFIN20101130_074008_000000483097_00049_45753_7662.N1	30-NOV-2010 07:40:08	Twilight	48.000	100	4Gam Crv	2.5800	13100.	96	45753	No
66	GOM_NL__2PRFIN20101130_074143_000000493097_00049_45753_7663.N1	30-NOV-2010 07:41:43	Dark	49.000	171	2Eps Crv	3.0010	4250.0	98	45753	No
67	GOM_NL__2PRFIN20101130_075110_000000453097_00050_45754_7679.N1	30-NOV-2010 07:51:10	Dark	45.000	113	Mu Vel	2.6920	5000.0	90	45754	No
68	GOM_NL__2PRFIN20101130_075943_000000473097_00050_45754_7680.N1	30-NOV-2010 07:59:43	Dark	47.000	34	Gam2Vel	1.7930	23000.	94	45754	No
69	GOM_NL__2PRFIN20101130_080309_000000573097_00050_45754_7681.N1	30-NOV-2010 08:03:09	Dark	57.000	2	Alp Car	-0.73600	7000.0	114	45754	No
70	GOM_NL__2PRFIN20101130_080456_000000623097_00050_45754_7682.N1	30-NOV-2010 08:04:56	Dark	62.000	117	Pi Pup	2.7060	3800.0	124	45754	No
71	GOM_NL__2PRFIN20101130_080934_000000473097_00050_45754_7683.N1	30-NOV-2010 08:09:34	Dark	47.000	108	Alp Col	2.6520	15200.	94	45754	No
72	GOM_NL__2PRFIN20101130_081417_000000523097_00050_45754_7684.N1	30-NOV-2010 08:14:17	Straylight	52.000	139	9Bet Lep	2.8330	5600.0	104	45754	No
73	GOM_NL__2PRFIN20101130_081857_000000613097_00050_45754_7685.N1	30-NOV-2010 08:18:57	Straylight	60.500	7	19Bet Ori	0.10000	14000.	121	45754	No
74	GOM_NL__2PRFIN20101130_082658_000000643097_00050_45754_7686.N1	30-NOV-2010 08:26:58	Bright	64.000	13	87Alp Tau	0.86700	3800.0	128	45754	No
75	GOM_NL__2PRFIN20101130_082833_000000393097_00050_45754_7687.N1	30-NOV-2010 08:28:33	Bright	39.000	146	25Eta Tau	2.8730	15200.	78	45754	No
76	GOM_NL__2PRFIN20101130_083055_000000393097_00050_45754_7688.N1	30-NOV-2010 08:30:55	Bright	39.000	150	44Zet Per	2.8900	28000.	78	45754	No
77	GOM_NL__2PRFIN20101130_083321_000000393097_00050_45754_7689.N1	30-NOV-2010 08:33:21	Bright	38.500	149	45Eps Per	2.8880	30000.	77	45754	No
78	GOM_NL__2PRFIN20101130_083521_000000373097_00050_45754_7690.N1	30-NOV-2010 08:35:21	Bright	36.500	175	39Del Per	3.0100	19400.	73	45754	No
79	GOM_NL__2PRFIN20101130_083715_000000483097_00050_45754_7691.N1	30-NOV-2010 08:37:15	Bright	48.000	6	13Alp Aur	0.080000	3400.0	96	45754	No
80	GOM_NL__2PRFIN20101130_085321_000000443097_00050_45754_7692.N1	30-NOV-2010 08:53:21	Bright	44.000	36	50Alp UMa	1.8000	6300.0	88	45754	No
81	GOM_NL__2PRFIN20101130_085457_000000473097_00050_45754_7693.N1	30-NOV-2010 08:54:57	Bright	46.500	82	48Bet UMa	2.3650	10600.	93	45754	No
82	GOM_NL__2PRFIN20101130_085632_000000383097_00050_45754_7694.N1	30-NOV-2010 08:56:32	Bright	37.500	32	77Eps UMa	1.7630	11000.	75	45754	No
83	GOM_NL__2PRFIN20101130_085924_000000763097_00050_45754_7695.N1	30-NOV-2010 08:59:24	Bright	76.000	174	52Psi UMa	3.0040	4400.0	152	45754	No
84	GOM_NL__2PRFIN20101130_090202_000000383097_00050_45754_7696.N1	30-NOV-2010 09:02:02	Bright	38.000	152	12Alp2CVn	2.8900	11000.	76	45754	No
85	GOM_NL__2PRFIN20101130_091126_000000793097_00050_45754_7697.N1	30-NOV-2010 09:11:26	Bright	79.000	62	94Bet Leo	2.1360	9700.0	158	45754	No
86	GOM_NL__2PRFIN20101130_091446_000000433097_00050_45754_7698.N1	30-NOV-2010 09:14:46	Bright	43.000	121	29Gam Vir	2.7400	7200.0	86	45754	No
87	GOM_NL__2PRFIN20101130_092022_000000473097_00050_45754_7699.N1	30-NOV-2010 09:20:22	Twilight	47.000	100	4Gam Crv	2.5800	13100.	94	45754	No
88	GOM_NL__2PRFIN20101130_092157_000000483097_00050_45754_7700.N1	30-NOV-2010 09:21:57	Dark	48.000	171	2Eps Crv	3.0010	4250.0	96	45754	No
89	GOM_NL__2PRFIN20101130_093124_000000453097_00051_45755_7704.N1	30-NOV-2010 09:31:24	Dark	44.500	113	Mu Vel	2.6920	5000.0	89	45755	No
90	GOM_NL__2PRFIN20101130_093958_000000513097_00051_45755_7705.N1	30-NOV-2010 09:39:58	Dark	50.500	34	Gam2Vel	1.7930	23000.	101	45755	No
91	GOM_NL__2PRFIN20101130_094324_000000483097_00051_45755_7706.N1	30-NOV-2010 09:43:24	Dark	47.500	2	Alp Car	-0.73600	7000.0	95	45755	No
92	GOM_NL__2PRFIN20101130_094511_000000633097_00051_45755_7707.N1	30-NOV-2010 09:45:11	Dark	62.500	117	Pi Pup	2.7060	3800.0	125	45755	No
93	GOM_NL__2PRFIN20101130_094949_000000453097_00051_45755_7708.N1	30-NOV-2010 09:49:49	Dark	45.000	108	Alp Col	2.6520	15200.	90	45755	No
94	GOM_NL__2PRFIN20101130_095431_000000523097_00051_45755_7709.N1	30-NOV-2010 09:54:31	Straylight	51.500	139	9Bet Lep	2.8330	5600.0	103	45755	No
95	GOM_NL__2PRFIN20101130_095911_000000623097_00051_45755_7710.N1	30-NOV-2010 09:59:11	Straylight	62.000	7	19Bet Ori	0.10000	14000.	124	45755	No
96	GOM_NL__2PRFIN20101130_100712_000000503097_00051_45755_7711.N1	30-NOV-2010 10:07:12	Bright	49.500	13	87Alp Tau	0.86700	3800.0	99	45755	No
97	GOM_NL__2PRFIN20101130_100847_000000383097_00051_45755_7712.N1	30-NOV-2010 10:08:47	Bright	38.000	146	25Eta Tau	2.8730	15200.	76	45755	No
98	GOM_NL__2PRFIN20101130_101109_000000403097_00051_45755_7713.N1	30-NOV-2010 10:11:09	Bright	39.500	150	44Zet Per	2.8900	28000.	79	45755	No
99	GOM_NL__2PRFIN20101130_101334_000000383097_00051_45755_7714.N1	30-NOV-2010 10:13:34	Bright	38.000	149	45Eps Per	2.8880	30000.	76	45755	No
100	GOM_NL__2PRFIN20101130_101535_000000373097_00051_45755_7715.N1	30-NOV-2010 10:15:35	Bright	37.000	175	39Del Per	3.0100	19400.	74	45755	No
101	GOM_NL__2PRFIN20101130_101728_000000503097_00051_45755_7716.N1	30-NOV-2010 10:17:28	Bright	50.000	6	13Alp Aur	0.080000	3400.0	100	45755	No

102	GOM_NL__2PRFIN20101130_103335_000000453097_00051_45755_7717.N1	30-NOV-2010 10:33:35	Bright	45.000	36	50Alp UMa	1.8000	6300.0	90	45755	No
103	GOM_NL__2PRFIN20101130_103511_000000463097_00051_45755_7718.N1	30-NOV-2010 10:35:11	Bright	45.500	82	48Bet UMa	2.3650	10600.	91	45755	No
104	GOM_NL__2PRFIN20101130_103646_000000513097_00051_45755_7719.N1	30-NOV-2010 10:36:46	Bright	50.500	32	77Eps UMa	1.7630	11000.	101	45755	No
105	GOM_NL__2PRFIN20101130_103938_000000513097_00051_45755_7720.N1	30-NOV-2010 10:39:38	Bright	51.000	174	52Psi UMa	3.0040	4400.0	102	45755	No
106	GOM_NL__2PRFIN20101130_104216_000000383097_00051_45755_7721.N1	30-NOV-2010 10:42:16	Bright	38.000	152	12Alp2CVn	2.8900	11000.	76	45755	No
107	GOM_NL__2PRFIN20101130_105141_000000543097_00051_45755_7722.N1	30-NOV-2010 10:51:41	Bright	54.000	62	94Bet Leo	2.1360	9700.0	108	45755	No
108	GOM_NL__2PRFIN20101130_105501_000000453097_00051_45755_7723.N1	30-NOV-2010 10:55:01	Bright	44.500	121	29Gam Vir	2.7400	7200.0	89	45755	No
109	GOM_NL__2PRFIN20101130_110037_000000473097_00051_45755_7724.N1	30-NOV-2010 11:00:37	Twilight	46.500	100	4Gam Crv	2.5800	13100.	93	45755	No
110	GOM_NL__2PRFIN20101130_110212_000000483097_00051_45755_7725.N1	30-NOV-2010 11:02:12	Dark	48.000	171	2Eps Crv	3.0010	4250.0	96	45755	No
111	GOM_NL__2PRFIN20101130_111139_000000453097_00052_45756_7731.N1	30-NOV-2010 11:11:39	Dark	45.000	113	Mu Vel	2.6920	5000.0	90	45756	No
112	GOM_NL__2PRFIN20101130_112013_000000473097_00052_45756_7732.N1	30-NOV-2010 11:20:13	Dark	47.000	34	Gam2Vel	1.7930	23000.	94	45756	No
113	GOM_NL__2PRFIN20101130_112338_000000543097_00052_45756_7733.N1	30-NOV-2010 11:23:38	Dark	53.500	2	Alp Car	-0.73600	7000.0	107	45756	No
114	GOM_NL__2PRFIN20101130_112525_000000663097_00052_45756_7734.N1	30-NOV-2010 11:25:25	Dark	65.500	117	Pi Pup	2.7060	3800.0	131	45756	No
115	GOM_NL__2PRFIN20101130_113003_000000463097_00052_45756_7735.N1	30-NOV-2010 11:30:03	Dark	46.000	108	Alp Col	2.6520	15200.	92	45756	No
116	GOM_NL__2PRFIN20101130_113445_000000493097_00052_45756_7736.N1	30-NOV-2010 11:34:45	Straylight	49.000	139	9Bet Lep	2.8330	5600.0	98	45756	No
117	GOM_NL__2PRFIN20101130_113925_000000683097_00052_45756_7737.N1	30-NOV-2010 11:39:25	Straylight	67.500	7	19Bet Ori	0.10000	14000.	135	45756	No
118	GOM_NL__2PRFIN20101130_114726_000000533097_00052_45756_7738.N1	30-NOV-2010 11:47:26	Bright	53.000	13	87Alp Tau	0.86700	3800.0	106	45756	No
119	GOM_NL__2PRFIN20101130_114901_000000383097_00052_45756_7739.N1	30-NOV-2010 11:49:01	Bright	37.500	146	25Eta Tau	2.8730	15200.	75	45756	No
120	GOM_NL__2PRFIN20101130_115122_000000393097_00052_45756_7740.N1	30-NOV-2010 11:51:22	Bright	39.000	150	44Zet Per	2.8900	28000.	78	45756	No
121	GOM_NL__2PRFIN20101130_115348_000000383097_00052_45756_7741.N1	30-NOV-2010 11:53:48	Bright	37.500	149	45Eps Per	2.8880	30000.	75	45756	No
122	GOM_NL__2PRFIN20101130_115549_000000373097_00052_45756_7742.N1	30-NOV-2010 11:55:49	Bright	36.500	175	39Del Per	3.0100	19400.	73	45756	No
123	GOM_NL__2PRFIN20101130_115742_000000513097_00052_45756_7743.N1	30-NOV-2010 11:57:42	Bright	50.500	6	13Alp Aur	0.080000	3400.0	101	45756	No
124	GOM_NL__2PRFIN20101130_121349_000000423097_00052_45756_7744.N1	30-NOV-2010 12:13:49	Bright	42.000	36	50Alp UMa	1.8000	6300.0	84	45756	No
125	GOM_NL__2PRFIN20101130_121524_000000473097_00052_45756_7745.N1	30-NOV-2010 12:15:24	Bright	46.500	82	48Bet UMa	2.3650	10600.	93	45756	No
126	GOM_NL__2PRFIN20101130_121659_000000413097_00052_45756_7746.N1	30-NOV-2010 12:16:59	Bright	40.500	32	77Eps UMa	1.7630	11000.	81	45756	No
127	GOM_NL__2PRFIN20101130_121951_000000523097_00052_45756_7747.N1	30-NOV-2010 12:19:51	Bright	51.500	174	52Psi UMa	3.0040	4400.0	103	45756	No
128	GOM_NL__2PRFIN20101130_122230_000000393097_00052_45756_7748.N1	30-NOV-2010 12:22:30	Bright	38.500	152	12Alp2CVn	2.8900	11000.	77	45756	No
129	GOM_NL__2PRFIN20101130_123156_000000573097_00052_45756_7749.N1	30-NOV-2010 12:31:56	Bright	56.500	62	94Bet Leo	2.1360	9700.0	113	45756	No
130	GOM_NL__2PRFIN20101130_123515_000000483097_00052_45756_7750.N1	30-NOV-2010 12:35:15	Bright	47.500	121	29Gam Vir	2.7400	7200.0	95	45756	No
131	GOM_NL__2PRFIN20101130_124052_000000493097_00052_45756_7751.N1	30-NOV-2010 12:40:52	Twilight	48.500	100	4Gam Crv	2.5800	13100.	97	45756	No
132	GOM_NL__2PRFIN20101130_124227_000000513097_00052_45756_7752.N1	30-NOV-2010 12:42:27	Dark	51.000	171	2Eps Crv	3.0010	4250.0	102	45756	No
133	GOM_NL__2PRFIN20101130_125154_000000443097_00053_45757_7756.N1	30-NOV-2010 12:51:54	Dark	44.000	113	Mu Vel	2.6920	5000.0	88	45757	No
134	GOM_NL__2PRFIN20101130_130028_000000503097_00053_45757_7757.N1	30-NOV-2010 13:00:28	Dark	49.500	34	Gam2Vel	1.7930	23000.	99	45757	No
135	GOM_NL__2PRFIN20101130_130353_000000513097_00053_45757_7758.N1	30-NOV-2010 13:03:53	Dark	51.000	2	Alp Car	-0.73600	7000.0	102	45757	No
136	GOM_NL__2PRFIN20101130_130540_000000683097_00053_45757_7759.N1	30-NOV-2010 13:05:40	Dark	68.000	117	Pi Pup	2.7060	3800.0	136	45757	No
137	GOM_NL__2PRFIN20101130_131017_000000473097_00053_45757_7760.N1	30-NOV-2010 13:10:17	Dark	46.500	108	Alp Col	2.6520	15200.	93	45757	No
138	GOM_NL__2PRFIN20101130_131459_000000543097_00053_45757_7761.N1	30-NOV-2010 13:14:59	Straylight	53.500	139	9Bet Lep	2.8330	5600.0	107	45757	No
139	GOM_NL__2PRFIN20101130_131938_000000593097_00053_45757_7762.N1	30-NOV-2010 13:19:38	Straylight	58.500	7	19Bet Ori	0.10000	14000.	117	45757	No
140	GOM_NL__2PRFIN20101130_132739_000000573097_00053_45757_7763.N1	30-NOV-2010 13:27:39	Bright	56.500	13	87Alp Tau	0.86700	3800.0	113	45757	No
141	GOM_NL__2PRFIN20101130_132914_000000403097_00053_45757_7764.N1	30-NOV-2010 13:29:14	Bright	40.000	146	25Eta Tau	2.8730	15200.	80	45757	No
142	GOM_NL__2PRFIN20101130_133136_000000403097_00053_45757_7765.N1	30-NOV-2010 13:31:36	Bright	39.500	150	44Zet Per	2.8900	28000.	79	45757	No
143	GOM_NL__2PRFIN20101130_133402_000000393097_00053_45757_7766.N1	30-NOV-2010 13:34:02	Bright	38.500	149	45Eps Per	2.8880	30000.	77	45757	No
144	GOM_NL__2PRFIN20101130_133603_000000363097_00053_45757_7767.N1	30-NOV-2010 13:36:03	Bright	36.000	175	39Del Per	3.0100	19400.	72	45757	No
145	GOM_NL__2PRFIN20101130_133755_000000513097_00053_45757_7768.N1	30-NOV-2010 13:37:55	Bright	51.000	6	13Alp Aur	0.080000	3400.0	102	45757	No
146	GOM_NL__2PRFIN20101130_135402_000000443097_00053_45757_7769.N1	30-NOV-2010 13:54:02	Bright	44.000	36	50Alp UMa	1.8000	6300.0	88	45757	No
147	GOM_NL__2PRFIN20101130_135538_000000473097_00053_45757_7770.N1	30-NOV-2010 13:55:38	Bright	46.500	82	48Bet UMa	2.3650	10600.	93	45757	No
148	GOM_NL__2PRFIN20101130_135714_000000383097_00053_45757_7771.N1	30-NOV-2010 13:57:14	Bright	37.500	32	77Eps UMa	1.7630	11000.	75	45757	No
149	GOM_NL__2PRFIN20101130_140005_000000523097_00053_45757_7772.N1	30-NOV-2010 14:00:05	Bright	52.000	174	52Psi UMa	3.0040	4400.0	104	45757	No
150	GOM_NL__2PRFIN20101130_140244_000000413097_00053_45757_7773.N1	30-NOV-2010 14:02:44	Bright	40.500	152	12Alp2CVn	2.8900	11000.	81	45757	No
151	GOM_NL__2PRFIN20101130_141210_000000573097_00053_45757_7774.N1	30-NOV-2010 14:12:10	Bright	57.000	62	94Bet Leo	2.1360	9700.0	114	45757	No
152	GOM_NL__2PRFIN20101130_141530_000000413097_00053_45757_7775.N1	30-NOV-2010 14:15:30	Bright	41.000	121	29Gam Vir	2.7400	7200.0	82	45757	No
153	GOM_NL__2PRFIN20101130_142107_000000443097_00053_45757_7776.N1	30-NOV-2010 14:21:07	Twilight	44.000	100	4Gam Crv	2.5800	13100.	88	45757	No
154	GOM_NL__2PRFIN20101130_142242_000000483097_00053_45757_7777.N1	30-NOV-2010 14:22:42	Dark	47.500	171	2Eps Crv	3.0010	4250.0	95	45757	No
155	GOM_NL__2PRFIN20101130_143209_000000463097_00054_45758_7785.N1	30-NOV-2010 14:32:09	Dark	45.500	113	Mu Vel	2.6920	5000.0	91	45758	No
156	GOM_NL__2PRFIN20101130_144043_000000493097_00054_45758_7786.N1	30-NOV-2010 14:40:43	Dark	48.500	34	Gam2Vel	1.7930	23000.	97	45758	No
157	GOM_NL__2PRFIN20101130_144407_000000563097_00054_45758_7787.N1	30-NOV-2010 14:44:07	Dark	56.000	2	Alp Car	-0.73600	7000.0	112	45758	No
158	GOM_NL__2PRFIN20101130_144555_000000603097_00054_45758_7788.N1	30-NOV-2010 14:45:55	Dark	60.000	117	Pi Pup	2.7060	3800.0	120	45758	No
159	GOM_NL__2PRFIN20101130_145032_000000473097_00054_45758_7789.N1	30-NOV-2010 14:50:32	Dark	47.000	108	Alp Col	2.6520	15200.	94	45758	No
160	GOM_NL__2PRFIN20101130_145615_000000573097_00054_45758_7790.N1	30-NOV-2010 14:56:15	Straylight	57.000	101	11Alp Lep	2.5820	7000.0	114	45758	No



161	GOM_NL__2PRFIN20101130_145952_000000613097_00054_45758_7791.N1	30-NOV-2010 14:59:52	Straylight	60.500	7	19Bet Ori	0.10000	14000.	121	45758	No
162	GOM_NL__2PRFIN20101130_150753_000000553097_00054_45758_7792.N1	30-NOV-2010 15:07:53	Bright	55.000	13	87Alp Tau	0.86700	3800.0	110	45758	No
163	GOM_NL__2PRFIN20101130_150928_000000403097_00054_45758_7793.N1	30-NOV-2010 15:09:28	Bright	40.000	146	25Eta Tau	2.8730	15200.	80	45758	No
164	GOM_NL__2PRFIN20101130_151150_000000383097_00054_45758_7794.N1	30-NOV-2010 15:11:50	Bright	38.000	150	44Zet Per	2.8900	28000.	76	45758	No
165	GOM_NL__2PRFIN20101130_151416_000000373097_00054_45758_7795.N1	30-NOV-2010 15:14:16	Bright	37.000	149	45Eps Per	2.8880	30000.	74	45758	No
166	GOM_NL__2PRFIN20101130_151616_000000363097_00054_45758_7796.N1	30-NOV-2010 15:16:16	Bright	36.000	175	39Del Per	3.0100	19400.	72	45758	No
167	GOM_NL__2PRFIN20101130_151809_000000483097_00054_45758_7797.N1	30-NOV-2010 15:18:09	Bright	47.500	6	13Alp Aur	0.080000	3400.0	95	45758	No
168	GOM_NL__2PRFIN20101130_151959_000000283097_00054_45758_7798.N1	30-NOV-2010 15:19:59	Tw_i_and_stray	28.000	42	34Bet Aur	1.9000	10200.	56	45758	No
169	GOM_NL__2PRFIN20101130_153416_000000463097_00054_45758_7799.N1	30-NOV-2010 15:34:16	Bright	45.500	36	50Alp UMa	1.8000	6300.0	91	45758	No
170	GOM_NL__2PRFIN20101130_153552_000000463097_00054_45758_7800.N1	30-NOV-2010 15:35:52	Bright	46.000	82	48Bet UMa	2.3650	10600.	92	45758	No
171	GOM_NL__2PRFIN20101130_153727_000000413097_00054_45758_7801.N1	30-NOV-2010 15:37:27	Bright	41.000	32	77Eps UMa	1.7630	11000.	82	45758	No
172	GOM_NL__2PRFIN20101130_154019_000000543097_00054_45758_7802.N1	30-NOV-2010 15:40:19	Bright	53.500	174	52Psi UMa	3.0040	4400.0	107	45758	No
173	GOM_NL__2PRFIN20101130_154259_000000383097_00054_45758_7803.N1	30-NOV-2010 15:42:59	Bright	38.000	152	12Alp2CVn	2.8900	11000.	76	45758	No
174	GOM_NL__2PRFIN20101130_155225_000000653097_00054_45758_7804.N1	30-NOV-2010 15:52:25	Bright	64.500	62	94Bet Leo	2.1360	9700.0	129	45758	No
175	GOM_NL__2PRFIN20101130_155544_000000443097_00054_45758_7805.N1	30-NOV-2010 15:55:44	Bright	44.000	121	29Gam Vir	2.7400	7200.0	88	45758	No
176	GOM_NL__2PRFIN20101130_160122_000000463097_00054_45758_7806.N1	30-NOV-2010 16:01:22	Twilight	45.500	100	4Gam Crv	2.5800	13100.	91	45758	No
177	GOM_NL__2PRFIN20101130_160257_000000503097_00054_45758_7807.N1	30-NOV-2010 16:02:57	Dark	50.000	171	2Eps Crv	3.0010	4250.0	100	45758	No
178	GOM_NL__2PRFIN20101130_175239_000000443097_00056_45760_7847.N1	30-NOV-2010 17:52:39	Dark	43.500	113	Mu Vel	2.6920	5000.0	87	45760	No
179	GOM_NL__2PRFIN20101130_180113_000000503097_00056_45760_7848.N1	30-NOV-2010 18:01:13	Dark	49.500	34	Gam2Vel	1.7930	23000.	99	45760	No
180	GOM_NL__2PRFIN20101130_180437_000000593097_00056_45760_7849.N1	30-NOV-2010 18:04:37	Dark	59.000	2	Alp Car	-0.73600	7000.0	118	45760	No
181	GOM_NL__2PRFIN20101130_180625_000000623097_00056_45760_7850.N1	30-NOV-2010 18:06:25	Dark	61.500	117	Pi Pup	2.7060	3800.0	123	45760	No
182	GOM_NL__2PRFIN20101130_181101_000000493097_00056_45760_7851.N1	30-NOV-2010 18:11:01	Dark	48.500	108	Alp Col	2.6520	15200.	97	45760	No
183	GOM_NL__2PRFIN20101130_181643_000000563097_00056_45760_7852.N1	30-NOV-2010 18:16:43	Straylight	56.000	101	11Alp Lep	2.5820	7000.0	112	45760	No
184	GOM_NL__2PRFIN20101130_182020_000000593097_00056_45760_7853.N1	30-NOV-2010 18:20:20	Straylight	59.000	7	19Bet Ori	0.10000	14000.	118	45760	No
185	GOM_NL__2PRFIN20101130_182820_000000553097_00056_45760_7854.N1	30-NOV-2010 18:28:20	Bright	54.500	13	87Alp Tau	0.86700	3800.0	109	45760	No
186	GOM_NL__2PRFIN20101130_182956_000000393097_00056_45760_7855.N1	30-NOV-2010 18:29:56	Bright	39.000	146	25Eta Tau	2.8730	15200.	78	45760	No
187	GOM_NL__2PRFIN20101130_183218_000000393097_00056_45760_7856.N1	30-NOV-2010 18:32:18	Bright	38.500	150	44Zet Per	2.8900	28000.	77	45760	No
188	GOM_NL__2PRFIN20101130_183443_000000383097_00056_45760_7857.N1	30-NOV-2010 18:34:43	Bright	37.500	149	45Eps Per	2.8880	30000.	75	45760	No
189	GOM_NL__2PRFIN20101130_183644_000000383097_00056_45760_7858.N1	30-NOV-2010 18:36:44	Bright	37.500	175	39Del Per	3.0100	19400.	75	45760	No
190	GOM_NL__2PRFIN20101130_183835_000000503097_00056_45760_7859.N1	30-NOV-2010 18:38:35	Bright	50.000	6	13Alp Aur	0.080000	3400.0	100	45760	No
191	GOM_NL__2PRFIN20101130_184025_000000333097_00056_45760_7860.N1	30-NOV-2010 18:40:25	Tw_i_and_stray	33.000	42	34Bet Aur	1.9000	10200.	66	45760	No
192	GOM_NL__2PRFIN20101130_185443_000000453097_00056_45760_7861.N1	30-NOV-2010 18:54:43	Bright	45.000	36	50Alp UMa	1.8000	6300.0	90	45760	No
193	GOM_NL__2PRFIN20101130_185619_000000483097_00056_45760_7862.N1	30-NOV-2010 18:56:19	Bright	48.000	82	48Bet UMa	2.3650	10600.	96	45760	No
194	GOM_NL__2PRFIN20101130_185755_000000423097_00056_45760_7863.N1	30-NOV-2010 18:57:55	Bright	41.500	32	77Eps UMa	1.7630	11000.	83	45760	No
195	GOM_NL__2PRFIN20101130_190047_000000543097_00056_45760_7864.N1	30-NOV-2010 19:00:47	Bright	53.500	174	52Psi UMa	3.0040	4400.0	107	45760	No
196	GOM_NL__2PRFIN20101130_190327_000000403097_00056_45760_7865.N1	30-NOV-2010 19:03:27	Bright	40.000	152	12Alp2CVn	2.8900	11000.	80	45760	No
197	GOM_NL__2PRFIN20101130_191255_000000593097_00056_45760_7866.N1	30-NOV-2010 19:12:55	Bright	58.500	62	94Bet Leo	2.1360	9700.0	117	45760	No
198	GOM_NL__2PRFIN20101130_191614_000000423097_00056_45760_7867.N1	30-NOV-2010 19:16:14	Bright	42.000	121	29Gam Vir	2.7400	7200.0	84	45760	No
199	GOM_NL__2PRFIN20101130_192151_000000473097_00056_45760_7868.N1	30-NOV-2010 19:21:51	Twilight	47.000	100	4Gam Crv	2.5800	13100.	94	45760	No
200	GOM_NL__2PRFIN20101130_192327_000000483097_00056_45760_7869.N1	30-NOV-2010 19:23:27	Dark	47.500	171	2Eps Crv	3.0010	4250.0	95	45760	No
201	GOM_NL__2PRFIN20101130_193253_000000483097_00057_45761_7880.N1	30-NOV-2010 19:32:53	Dark	48.000	113	Mu Vel	2.6920	5000.0	96	45761	No
202	GOM_NL__2PRFIN20101130_194128_000000493097_00057_45761_7881.N1	30-NOV-2010 19:41:28	Dark	48.500	34	Gam2Vel	1.7930	23000.	97	45761	No
203	GOM_NL__2PRFIN20101130_194451_000000593097_00057_45761_7882.N1	30-NOV-2010 19:44:51	Dark	59.000	2	Alp Car	-0.73600	7000.0	118	45761	No
204	GOM_NL__2PRFIN20101130_194640_000000613097_00057_45761_7883.N1	30-NOV-2010 19:46:40	Dark	61.000	117	Pi Pup	2.7060	3800.0	122	45761	No
205	GOM_NL__2PRFIN20101130_195115_000000453097_00057_45761_7884.N1	30-NOV-2010 19:51:15	Dark	45.000	108	Alp Col	2.6520	15200.	90	45761	No
206	GOM_NL__2PRFIN20101130_195658_000000553097_00057_45761_7885.N1	30-NOV-2010 19:56:58	Straylight	54.500	101	11Alp Lep	2.5820	7000.0	109	45761	No
207	GOM_NL__2PRFIN20101130_200034_000000613097_00057_45761_7886.N1	30-NOV-2010 20:00:34	Straylight	61.000	7	19Bet Ori	0.10000	14000.	122	45761	No
208	GOM_NL__2PRFIN20101130_200834_000000603097_00057_45761_7887.N1	30-NOV-2010 20:08:34	Bright	60.000	13	87Alp Tau	0.86700	3800.0	120	45761	No
209	GOM_NL__2PRFIN20101130_201010_000000393097_00057_45761_7888.N1	30-NOV-2010 20:10:10	Bright	39.000	146	25Eta Tau	2.8730	15200.	78	45761	No
210	GOM_NL__2PRFIN20101130_201232_000000383097_00057_45761_7889.N1	30-NOV-2010 20:12:32	Bright	37.500	150	44Zet Per	2.8900	28000.	75	45761	No
211	GOM_NL__2PRFIN20101130_201457_000000383097_00057_45761_7890.N1	30-NOV-2010 20:14:57	Bright	37.500	149	45Eps Per	2.8880	30000.	75	45761	No
212	GOM_NL__2PRFIN20101130_201658_000000373097_00057_45761_7891.N1	30-NOV-2010 20:16:58	Bright	37.000	175	39Del Per	3.0100	19400.	74	45761	No
213	GOM_NL__2PRFIN20101130_201848_000000513097_00057_45761_7892.N1	30-NOV-2010 20:18:48	Bright	50.500	6	13Alp Aur	0.080000	3400.0	101	45761	No
214	GOM_NL__2PRFIN20101130_202038_000000333097_00057_45761_7893.N1	30-NOV-2010 20:20:38	Tw_i_and_stray	33.000	42	34Bet Aur	1.9000	10200.	66	45761	No
215	GOM_NL__2PRFIN20101130_203457_000000453097_00057_45761_7894.N1	30-NOV-2010 20:34:57	Bright	45.000	36	50Alp UMa	1.8000	6300.0	90	45761	No
216	GOM_NL__2PRFIN20101130_203633_000000463097_00057_45761_7895.N1	30-NOV-2010 20:36:33	Bright	46.000	82	48Bet UMa	2.3650	10600.	92	45761	No
217	GOM_NL__2PRFIN20101130_203809_000000373097_00057_45761_7896.N1	30-NOV-2010 20:38:09	Bright	37.000	32	77Eps UMa	1.7630	11000.	74	45761	No
218	GOM_NL__2PRFIN20101130_204100_000000523097_00057_45761_7897.N1	30-NOV-2010 20:41:00	Bright	52.000	174	52Psi UMa	3.0040	4400.0	104	45761	No
219	GOM_NL__2PRFIN20101130_204341_000000443097_00057_45761_7898.N1	30-NOV-2010 20:43:41	Bright	44.000	152	12Alp2CVn	2.8900	11000.	88	45761	No

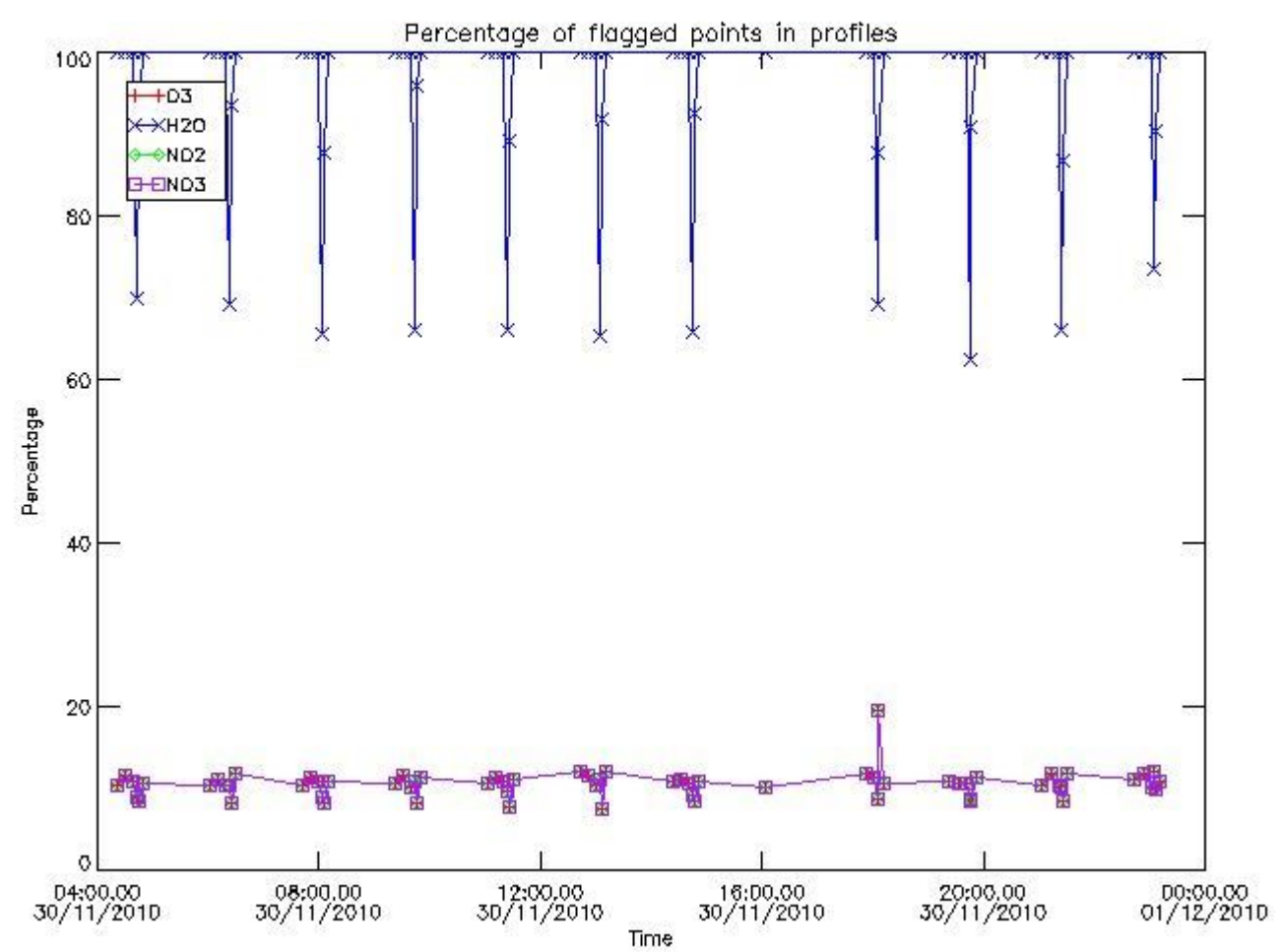


220	GOM_NL__2PRFIN20101130_205309_000000563097_00057_45761_7899.N1	30-NOV-2010 20:53:09	Bright	56.000	62	94Bet Leo	2.1360	9700.0	112	45761	No
221	GOM_NL__2PRFIN20101130_205628_000000443097_00057_45761_7900.N1	30-NOV-2010 20:56:28	Bright	43.500	121	29Gam Vir	2.7400	7200.0	87	45761	No
222	GOM_NL__2PRFIN20101130_210206_000000473097_00057_45761_7901.N1	30-NOV-2010 21:02:06	Twilight	46.500	100	4Gam Crv	2.5800	13100.	93	45761	No
223	GOM_NL__2PRFIN20101130_210341_000000503097_00057_45761_7902.N1	30-NOV-2010 21:03:41	Dark	49.500	171	2Eps Crv	3.0010	4250.0	99	45761	No
224	GOM_NL__2PRFIN20101130_211308_000000443097_00058_45762_7910.N1	30-NOV-2010 21:13:08	Dark	43.500	113	Mu Vel	2.6920	5000.0	87	45762	No
225	GOM_NL__2PRFIN20101130_212143_000000503097_00058_45762_7911.N1	30-NOV-2010 21:21:43	Dark	49.500	34	Gam2Vel	1.7930	23000.	99	45762	No
226	GOM_NL__2PRFIN20101130_212506_000000513097_00058_45762_7912.N1	30-NOV-2010 21:25:06	Dark	50.500	2	Alp Car	-0.73600	7000.0	101	45762	No
227	GOM_NL__2PRFIN20101130_212655_000000613097_00058_45762_7913.N1	30-NOV-2010 21:26:55	Dark	60.500	117	Pi Pup	2.7060	3800.0	121	45762	No
228	GOM_NL__2PRFIN20101130_213130_000000473097_00058_45762_7914.N1	30-NOV-2010 21:31:30	Dark	47.000	108	Alp Col	2.6520	15200.	94	45762	No
229	GOM_NL__2PRFIN20101130_213712_000000563097_00058_45762_7915.N1	30-NOV-2010 21:37:12	Straylight	55.500	101	11Alp Lep	2.5820	7000.0	111	45762	No
230	GOM_NL__2PRFIN20101130_214048_000000693097_00058_45762_7916.N1	30-NOV-2010 21:40:48	Straylight	69.000	7	19Bet Ori	0.10000	14000.	138	45762	No
231	GOM_NL__2PRFIN20101130_214848_000000543097_00058_45762_7917.N1	30-NOV-2010 21:48:48	Bright	53.500	13	87Alp Tau	0.86700	3800.0	107	45762	No
232	GOM_NL__2PRFIN20101130_215024_000000393097_00058_45762_7918.N1	30-NOV-2010 21:50:24	Bright	39.000	146	25Eta Tau	2.8730	15200.	78	45762	No
233	GOM_NL__2PRFIN20101130_215245_000000393097_00058_45762_7919.N1	30-NOV-2010 21:52:45	Bright	38.500	150	44Zet Per	2.8900	28000.	77	45762	No
234	GOM_NL__2PRFIN20101130_215511_000000383097_00058_45762_7920.N1	30-NOV-2010 21:55:11	Bright	38.000	149	45Eps Per	2.8880	30000.	76	45762	No
235	GOM_NL__2PRFIN20101130_215712_000000363097_00058_45762_7921.N1	30-NOV-2010 21:57:12	Bright	36.000	175	39Del Per	3.0100	19400.	72	45762	No
236	GOM_NL__2PRFIN20101130_215902_000000513097_00058_45762_7922.N1	30-NOV-2010 21:59:02	Bright	51.000	6	13Alp Aur	0.080000	3400.0	102	45762	No
237	GOM_NL__2PRFIN20101130_220051_000000383097_00058_45762_7923.N1	30-NOV-2010 22:00:51	Bright	38.000	42	34Bet Aur	1.9000	10200.	76	45762	No
238	GOM_NL__2PRFIN20101130_221511_000000413097_00058_45762_7924.N1	30-NOV-2010 22:15:11	Bright	40.500	36	50Alp UMa	1.8000	6300.0	81	45762	No
239	GOM_NL__2PRFIN20101130_221646_000000453097_00058_45762_7925.N1	30-NOV-2010 22:16:46	Bright	44.500	82	48Bet UMa	2.3650	10600.	89	45762	No
240	GOM_NL__2PRFIN20101130_221823_000000413097_00058_45762_7926.N1	30-NOV-2010 22:18:23	Bright	40.500	32	77Eps UMa	1.7630	11000.	81	45762	No
241	GOM_NL__2PRFIN20101130_222114_000000523097_00058_45762_7927.N1	30-NOV-2010 22:21:14	Bright	51.500	174	52Psi UMa	3.0040	4400.0	103	45762	No
242	GOM_NL__2PRFIN20101130_222355_000000383097_00058_45762_7928.N1	30-NOV-2010 22:23:55	Bright	38.000	152	12Alp2CVn	2.8900	11000.	76	45762	No
243	GOM_NL__2PRFIN20101130_223324_000000583097_00058_45762_7929.N1	30-NOV-2010 22:33:24	Bright	57.500	62	94Bet Leo	2.1360	9700.0	115	45762	No
244	GOM_NL__2PRFIN20101130_223643_000000433097_00058_45762_7930.N1	30-NOV-2010 22:36:43	Bright	42.500	121	29Gam Vir	2.7400	7200.0	85	45762	No
245	GOM_NL__2PRFIN20101130_224221_000000453097_00058_45762_7931.N1	30-NOV-2010 22:42:21	Twilight	44.500	100	4Gam Crv	2.5800	13100.	89	45762	No
246	GOM_NL__2PRFIN20101130_224356_000000513097_00058_45762_7932.N1	30-NOV-2010 22:43:56	Dark	50.500	171	2Eps Crv	3.0010	4250.0	101	45762	No
247	GOM_NL__2PRFIN20101130_225323_000000433097_00059_45763_7925.N1	30-NOV-2010 22:53:23	Dark	43.000	113	Mu Vel	2.6920	5000.0	86	45763	No
248	GOM_NL__2PRFIN20101130_230157_000000503097_00059_45763_7926.N1	30-NOV-2010 23:01:57	Dark	50.000	34	Gam2Vel	1.7930	23000.	100	45763	No
249	GOM_NL__2PRFIN20101130_230520_000000423097_00059_45763_7927.N1	30-NOV-2010 23:05:20	Dark	42.000	2	Alp Car	-0.73600	7000.0	84	45763	No
250	GOM_NL__2PRFIN20101130_230709_000000623097_00059_45763_7928.N1	30-NOV-2010 23:07:09	Dark	62.000	117	Pi Pup	2.7060	3800.0	124	45763	No
251	GOM_NL__2PRFIN20101130_231144_000000473097_00059_45763_7929.N1	30-NOV-2010 23:11:44	Dark	47.000	108	Alp Col	2.6520	15200.	94	45763	No
252	GOM_NL__2PRFIN20101130_231726_000000543097_00059_45763_7930.N1	30-NOV-2010 23:17:26	Straylight	53.500	101	11Alp Lep	2.5820	7000.0	107	45763	No
253	GOM_NL__2PRFIN20101130_232102_000000693097_00059_45763_7931.N1	30-NOV-2010 23:21:02	Straylight	69.000	7	19Bet Ori	0.10000	14000.	138	45763	No
254	GOM_NL__2PRFIN20101130_232901_000000553097_00059_45763_7932.N1	30-NOV-2010 23:29:01	Bright	54.500	13	87Alp Tau	0.86700	3800.0	109	45763	No
255	GOM_NL__2PRFIN20101130_233038_000000383097_00059_45763_7933.N1	30-NOV-2010 23:30:38	Bright	38.000	146	25Eta Tau	2.8730	15200.	76	45763	No
256	GOM_NL__2PRFIN20101130_233259_000000383097_00059_45763_7934.N1	30-NOV-2010 23:32:59	Bright	38.000	150	44Zet Per	2.8900	28000.	76	45763	No
257	GOM_NL__2PRFIN20101130_233525_000000383097_00059_45763_7935.N1	30-NOV-2010 23:35:25	Bright	37.500	149	45Eps Per	2.8880	30000.	75	45763	No
258	GOM_NL__2PRFIN20101130_233726_000000363097_00059_45763_7936.N1	30-NOV-2010 23:37:26	Bright	36.000	175	39Del Per	3.0100	19400.	72	45763	No
259	GOM_NL__2PRFIN20101130_233915_000000483097_00059_45763_7937.N1	30-NOV-2010 23:39:15	Bright	48.000	6	13Alp Aur	0.080000	3400.0	96	45763	No
260	GOM_NL__2PRFIN20101130_234104_000000383097_00059_45763_7938.N1	30-NOV-2010 23:41:04	Bright	38.000	42	34Bet Aur	1.9000	10200.	76	45763	No
261	GOM_NL__2PRFIN20101130_235524_000000453097_00059_45763_7939.N1	30-NOV-2010 23:55:24	Bright	45.000	36	50Alp UMa	1.8000	6300.0	90	45763	No
262	GOM_NL__2PRFIN20101130_235700_000000483097_00059_45763_7940.N1	30-NOV-2010 23:57:00	Bright	47.500	82	48Bet UMa	2.3650	10600.	95	45763	No
263	GOM_NL__2PRFIN20101130_235837_000000393097_00059_45763_7941.N1	30-NOV-2010 23:58:37	Bright	39.000	32	77Eps UMa	1.7630	11000.	78	45763	No

### 3. Quality information per product

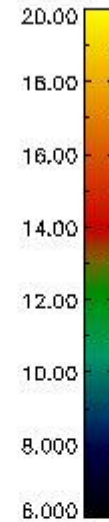
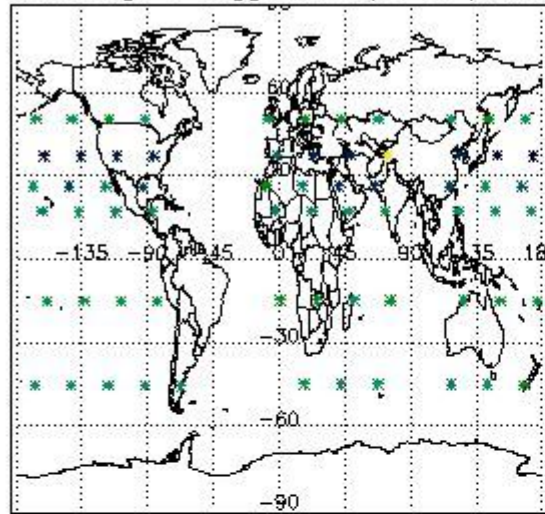
In this section it is plotted some information contained in the Quality Summary data set of the level 2 products. Only products in dark limb conditions and without errors (error flag in the MPH set to "0") are used.

#### 3.1 Plot quality information per product (time dependant)

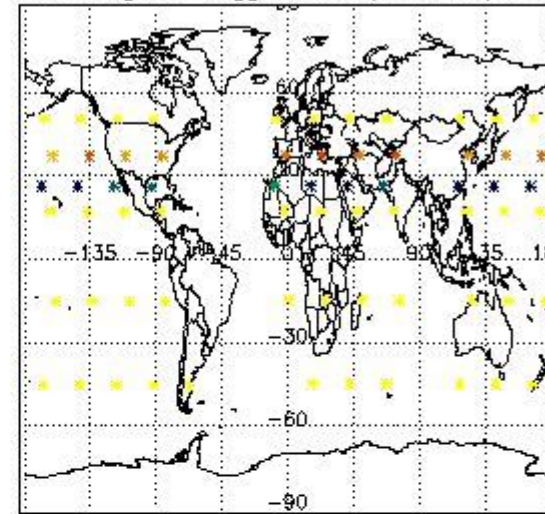


3.2 Plot quality information per product (world map)

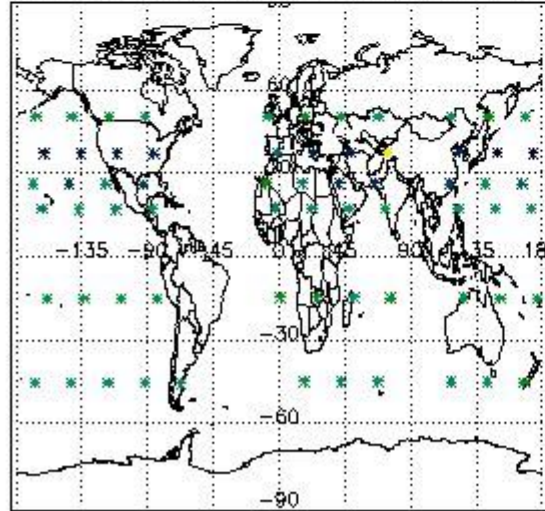
Percentage of flagged data per O3 profile



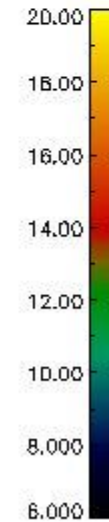
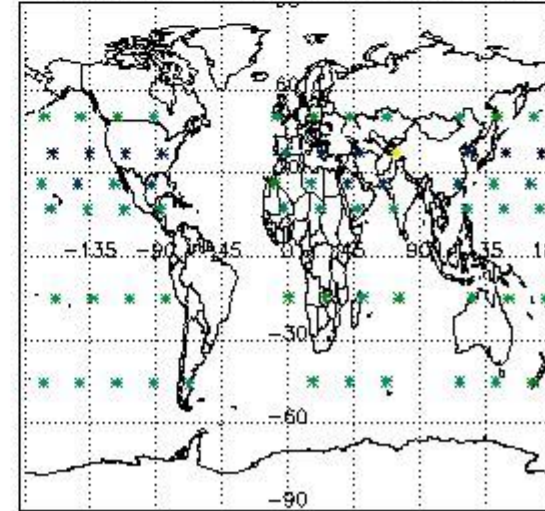
Percentage of flagged data per H2O profile



Percentage of flagged data per NO2 profile



Percentage of flagged data per NO3 profile

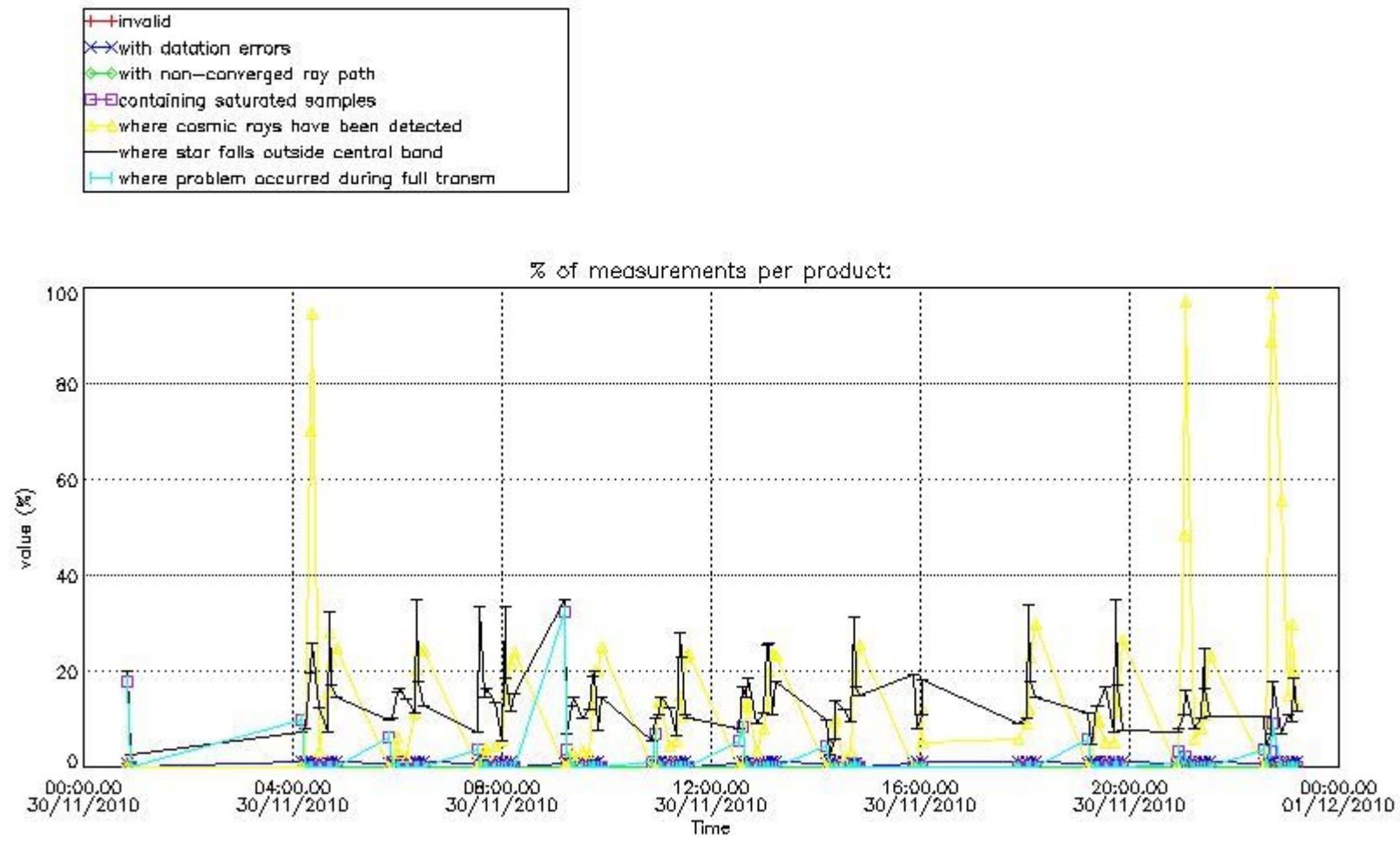


#### 4. Level 1 quality information per product

In this section it is plotted some information contained in the Quality Summary data set of the level 2 products that comes from the level 1b processing. Products without errors (error flag in the MPH set to "0") are used.

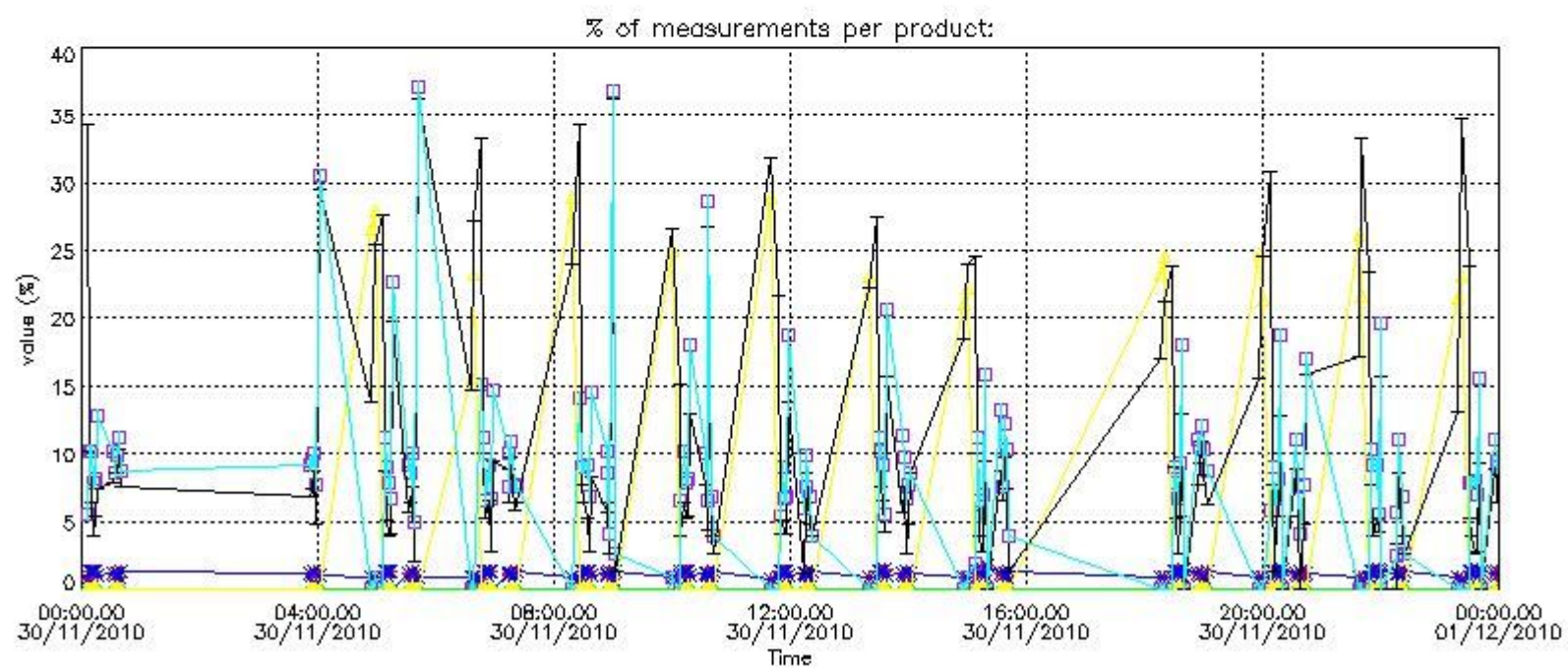
##### 4.1 Plot quality information per product (time dependant) coming from level 1b processing

###### 4.1.1 Plot level 1 quality information per product (time dependant): ENVISAT ASCENDING passes



4.1.2 Plot level 1 quality information per product (time dependant): ENVI SAT DESCENDING passes

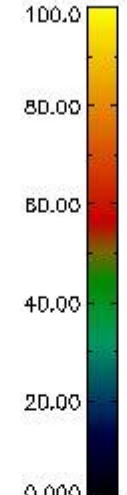
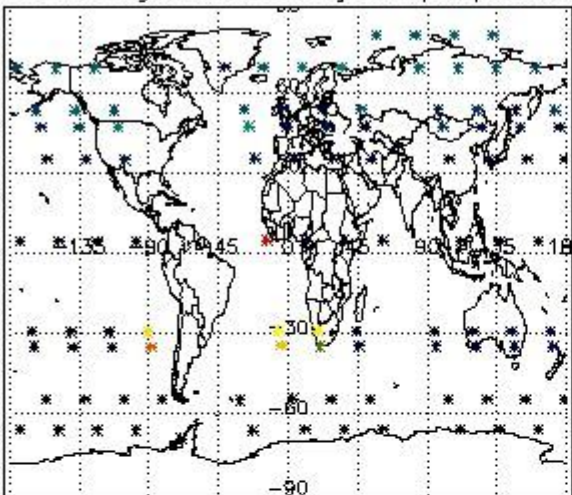




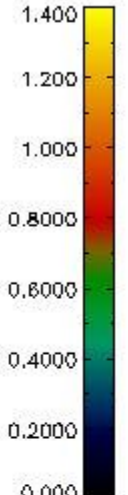
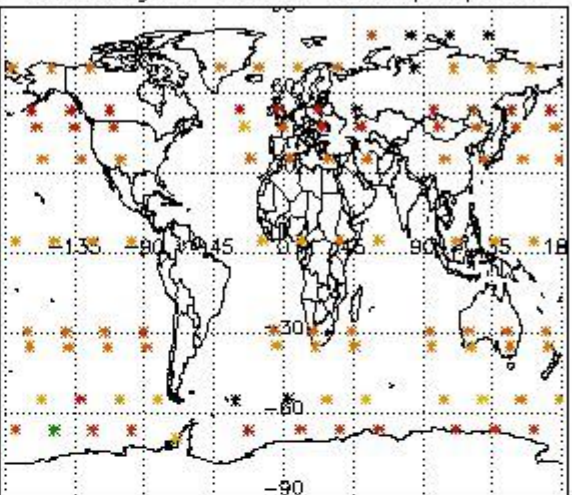
#### 4.2 Plot quality information per product coming from level 1b processing (world map)

##### 4.2.1 Plot level 1 quality information per product (world map): ENVISAT ASCENDING passes

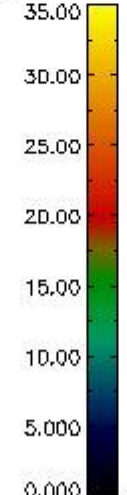
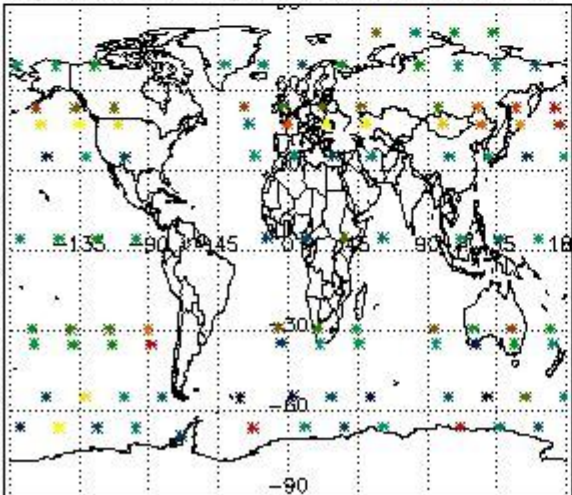
Percentage of cosmic ray hits per profile



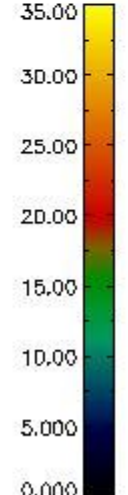
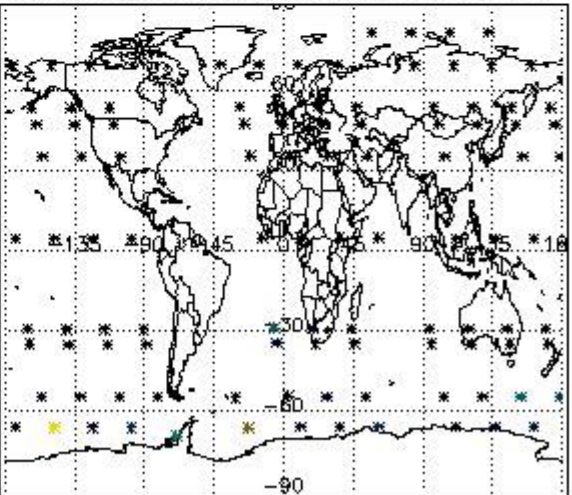
Percentage of datation errors per profile



Percentage of star falling outside central band per profile

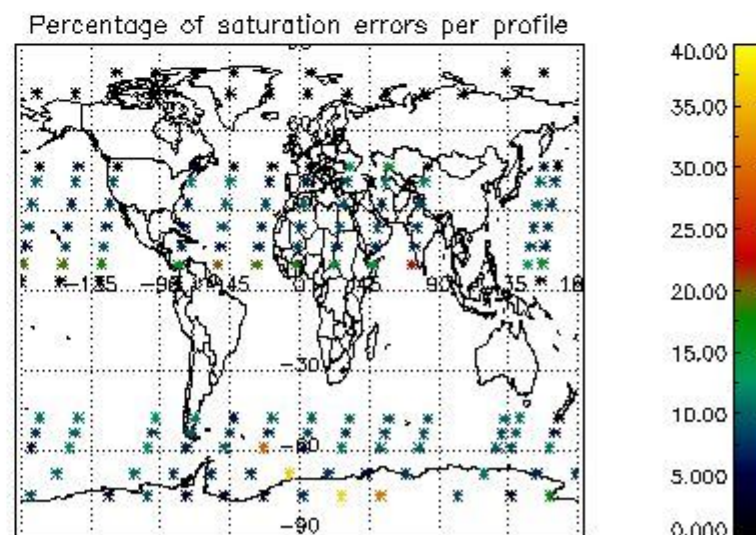
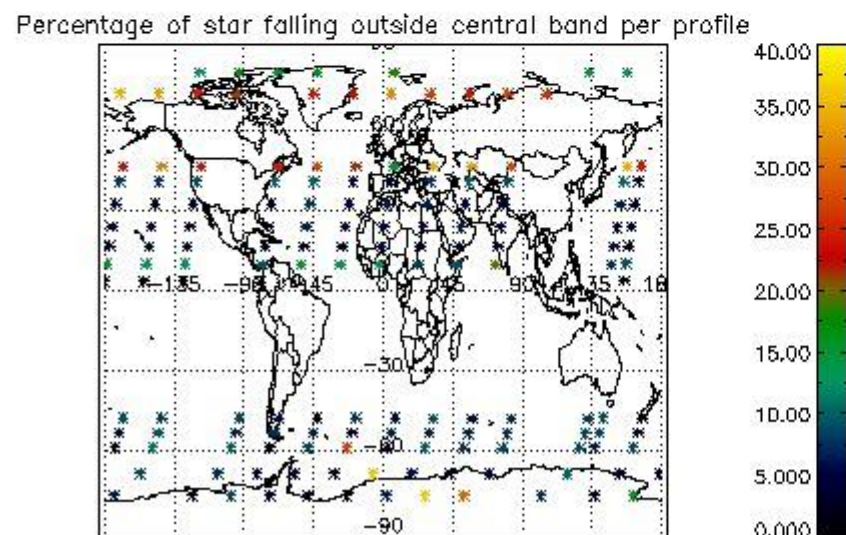
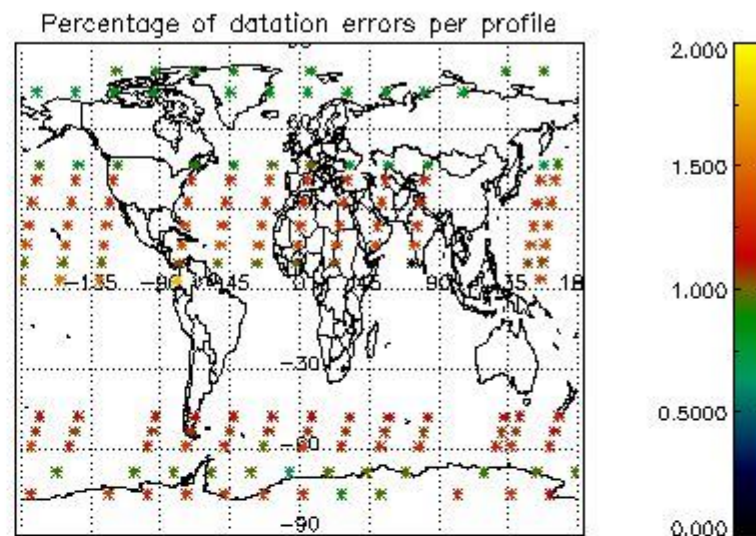
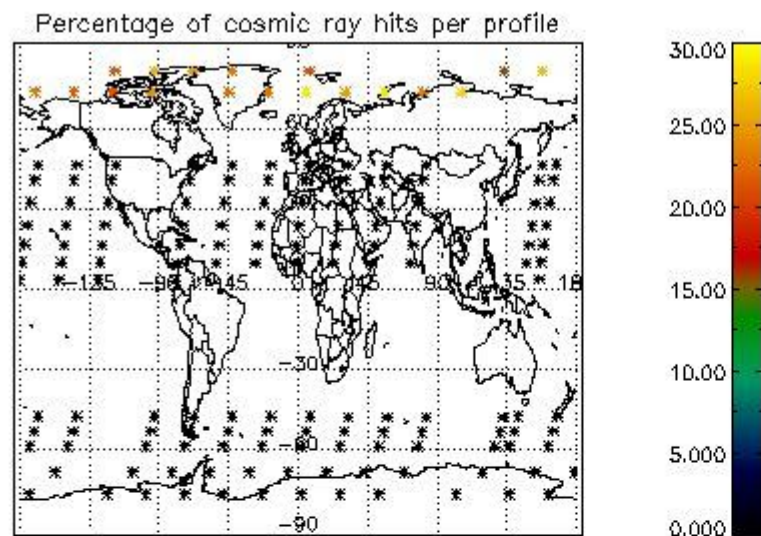


Percentage of saturation errors per profile



4.2.2 Plot level 1 quality information per product (world map): ENVISAT DESCENDING passes





## 5. Trace gas profiles

### 5.1 Ozone statistics based on quality of products

The final quality of the products can be "measured" using the STD (Standard Deviation) attached to every point profile. This information is written to the parameter GOM\_NL\_\_2P/NL\_LOCAL\_SPECIES\_DENSITY/o3\_std of the level 2 products. The table below shows the statistics for given STD ranges.

The statistics are given with respect to the overall valid production:

- Products without fatal errors: GOM\_NL\_\_2P/MPH/PRODUCT\_ERR=0
- Valid point profile: GOM\_NL\_\_2P/NL\_LOCAL\_SPECIES\_DENSITY/pcd(0)=0

The 'Criteria' is applied to valid points of dark limb products:

- Products in dark limb illumination condition: GOM\_NL\_\_2P/NL\_SUMMARY\_QUALITY/obs\_ill\_cond=0
- Products without fatal errors: GOM\_NL\_\_2P/MPH/PRODUCT\_ERR=0
- Valid point profile: GOM\_NL\_\_2P/NL\_LOCAL\_SPECIES\_DENSITY/pcd(0)=0

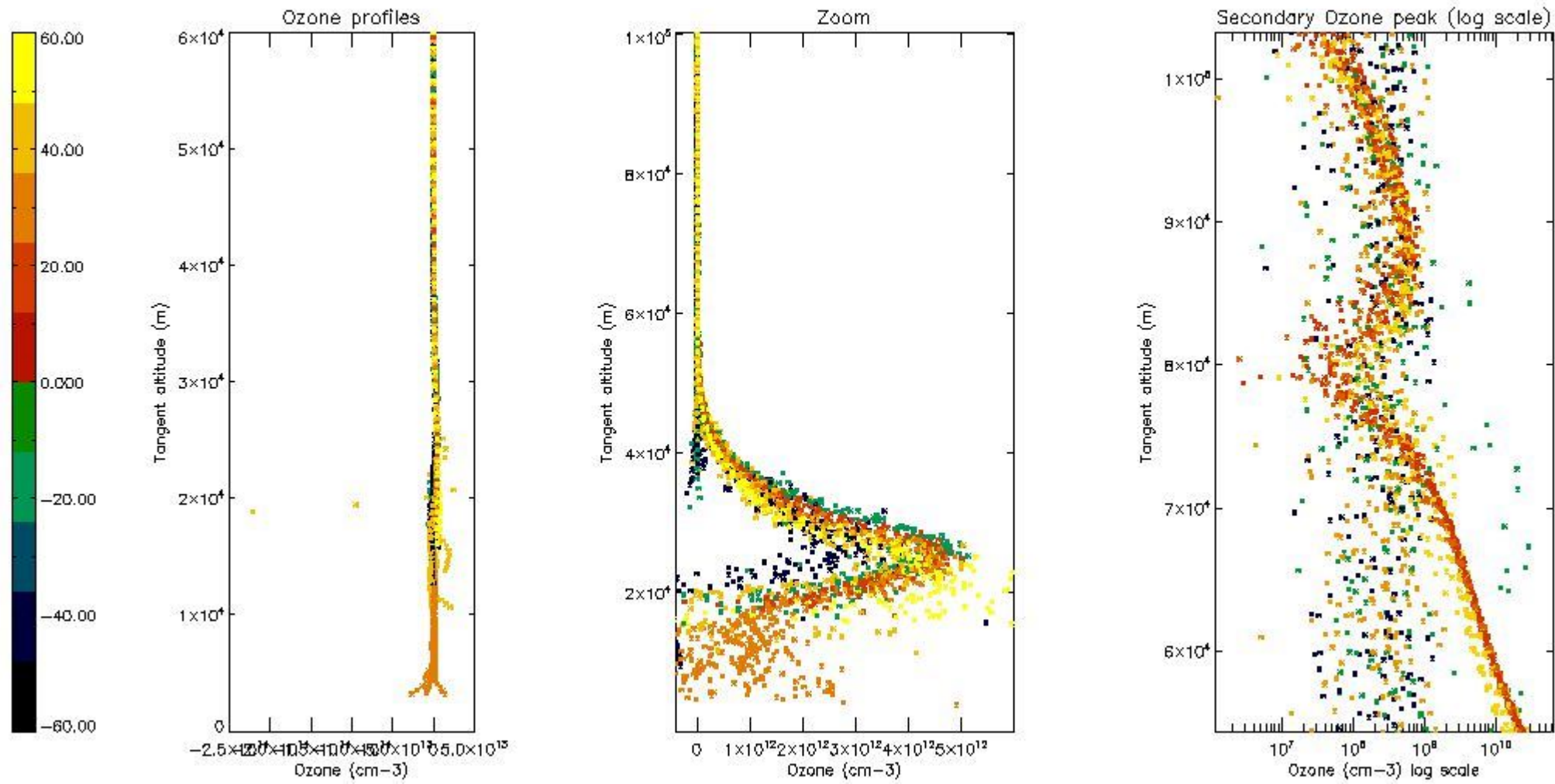
So, the table below shows the percentage of dark limb and valid observations for each criteria with respect to the overall valid daily observations.

Criteria	% of total production
All STD	27
STD < 20	12

STD < 10	9
STD < 5	6

5.2 Plot ozone profiles for all STD (dark without errors)

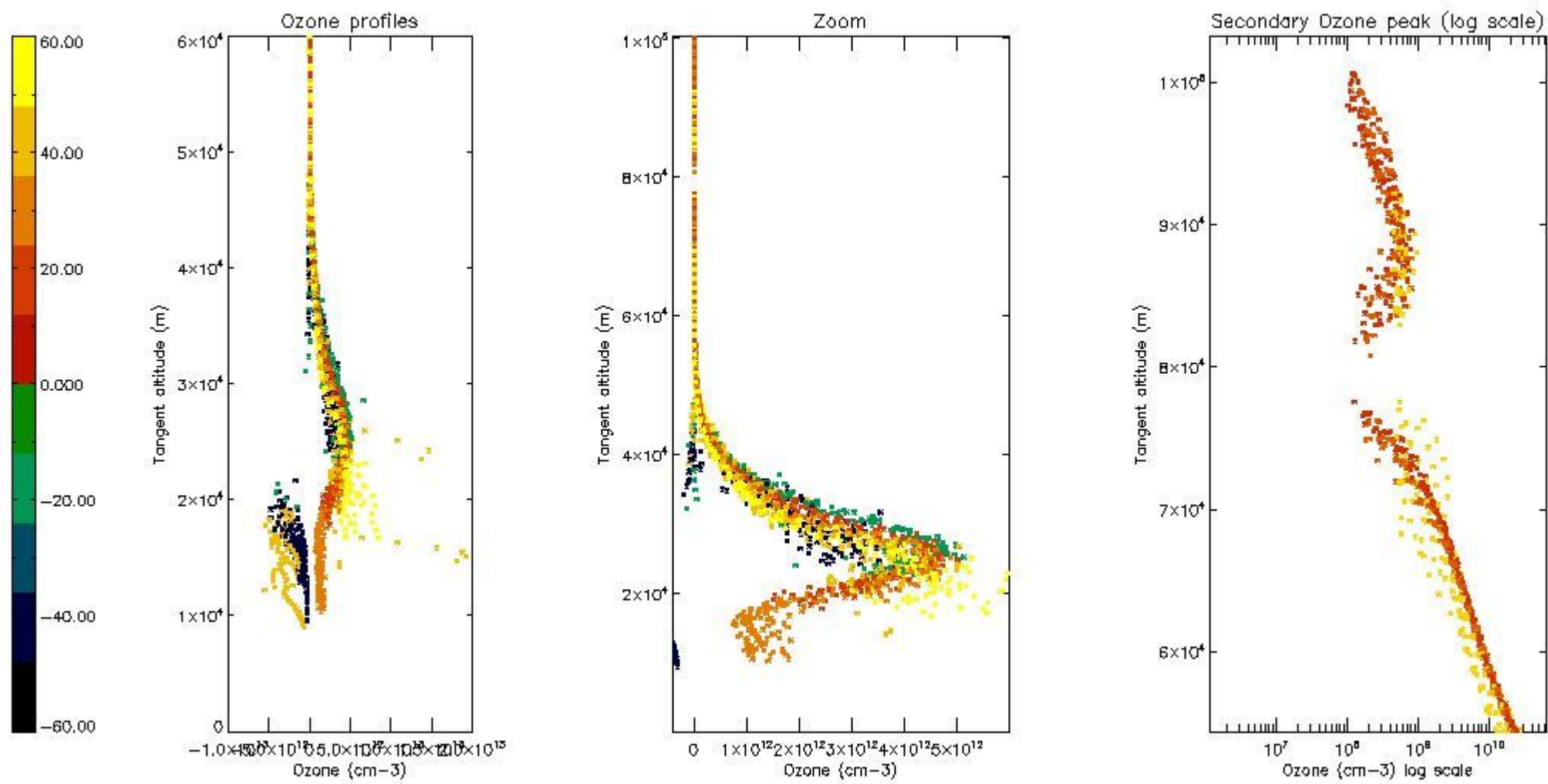
The colorbar represents the latitude.



5.3 Plot ozone profiles where STD < 20% (dark without errors)

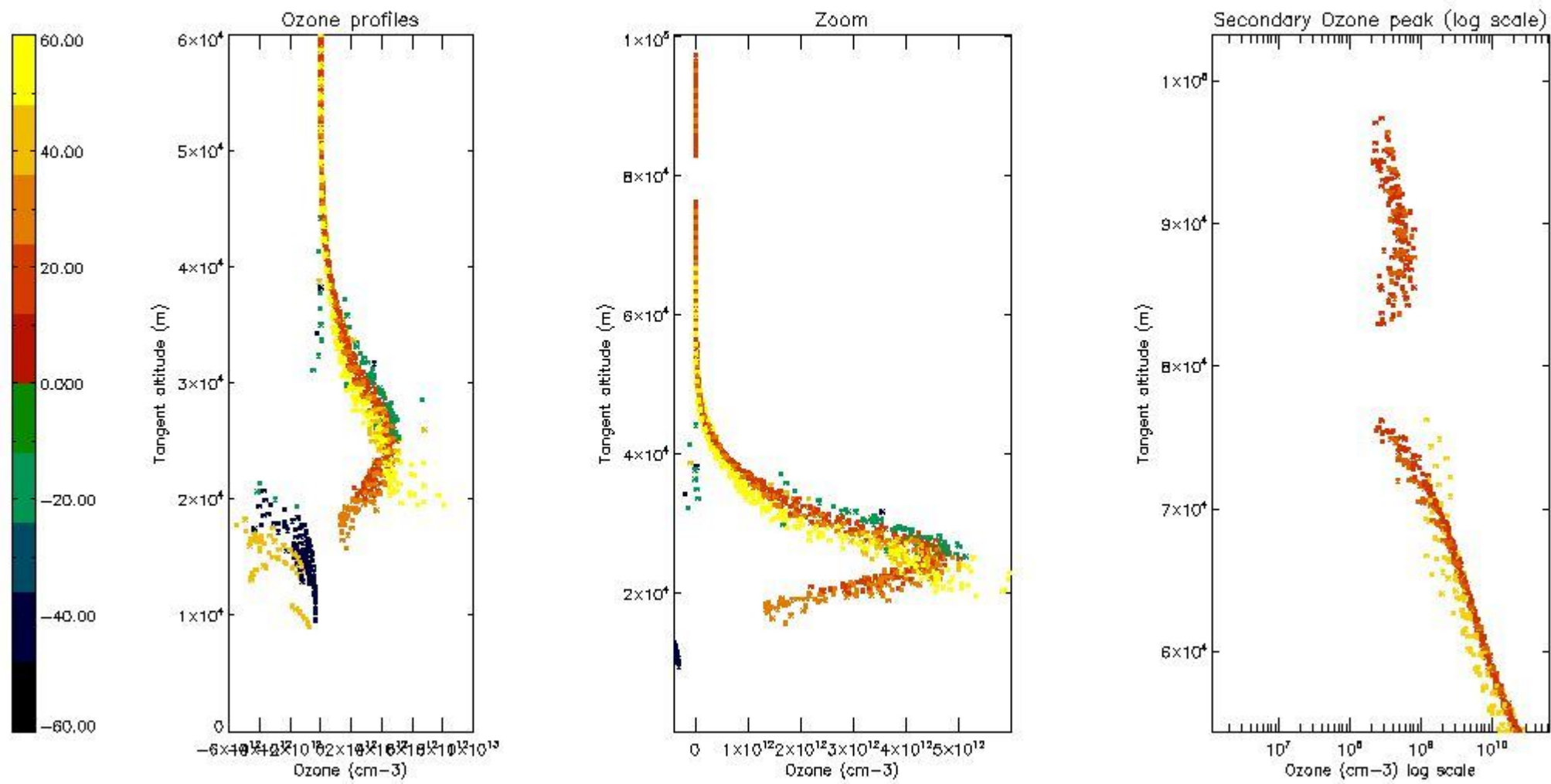
The colorbar represents the latitude.





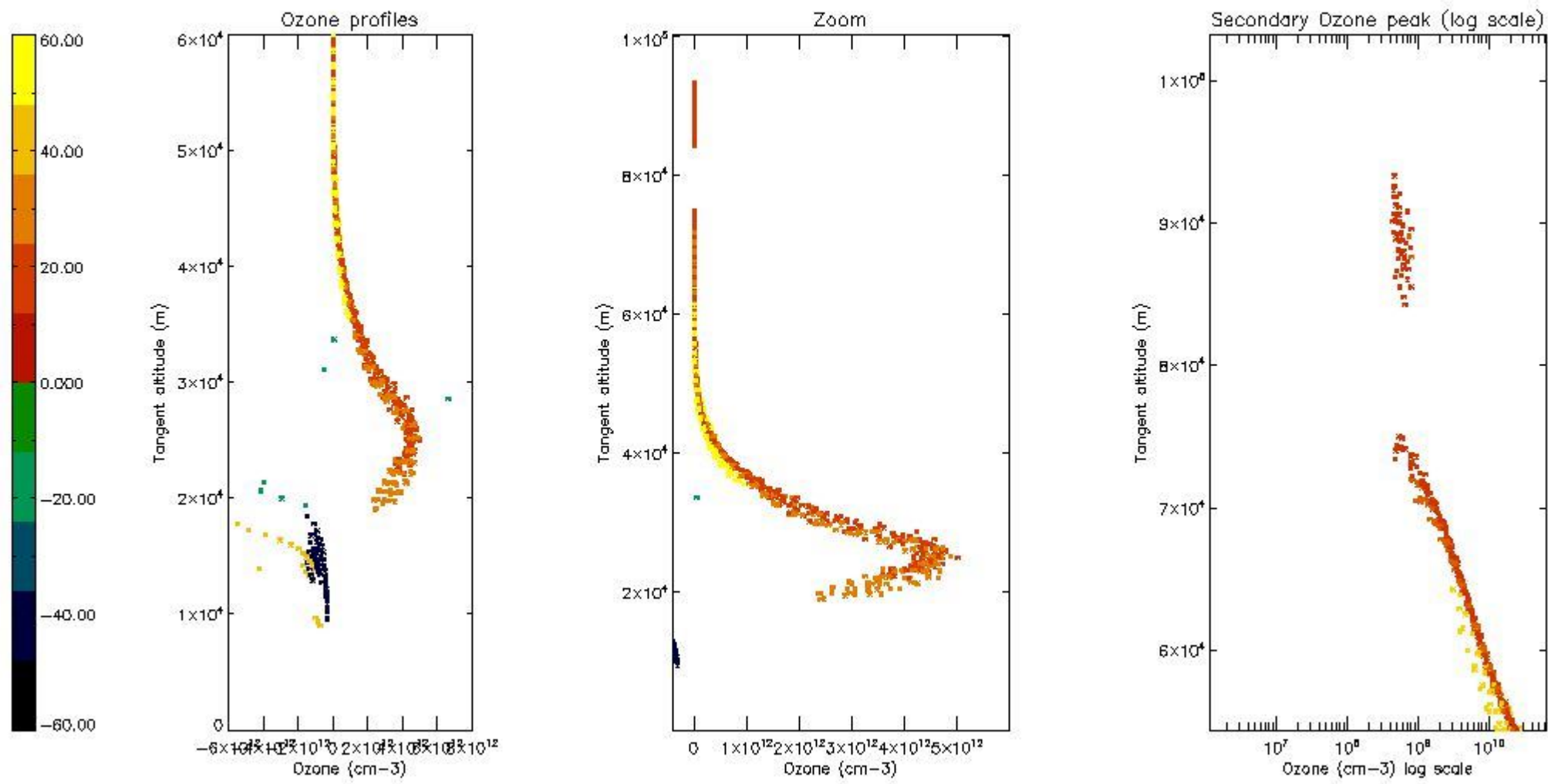
*5.4 Plot ozone profiles where STD < 10% (dark without errors)*

The colorbar represents the latitude.



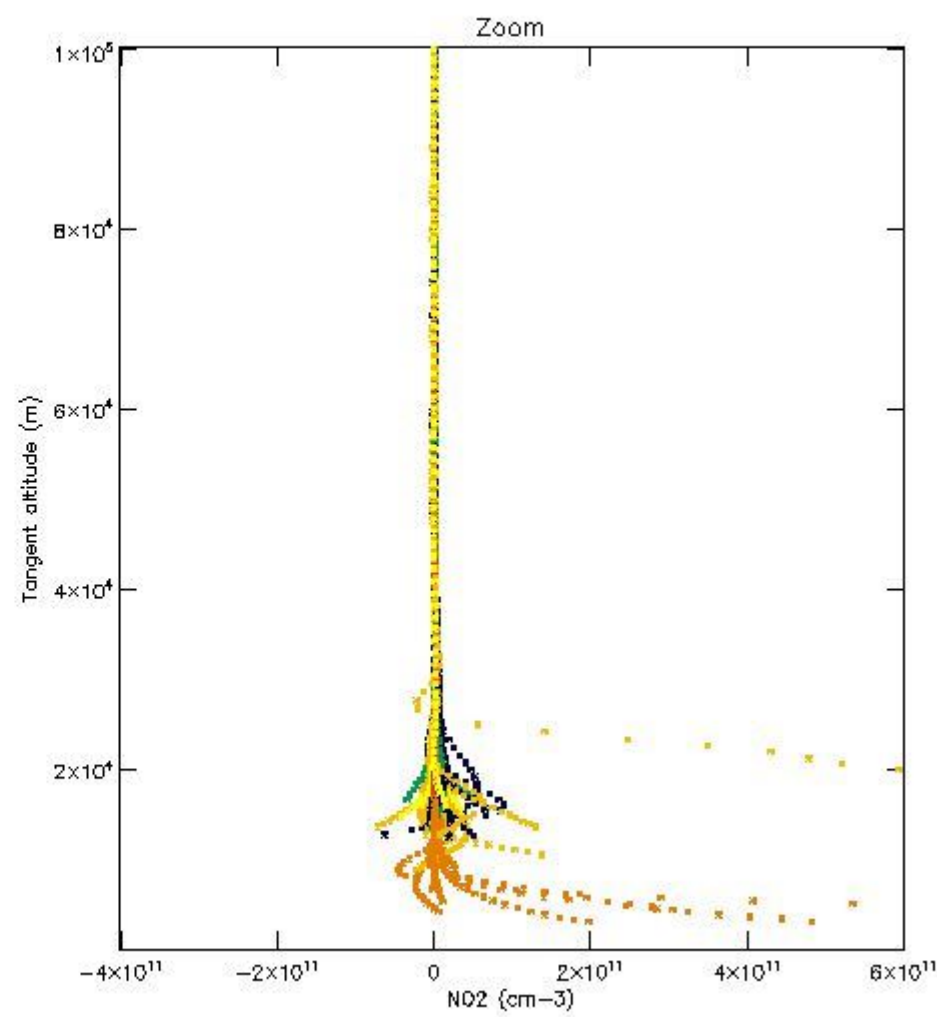
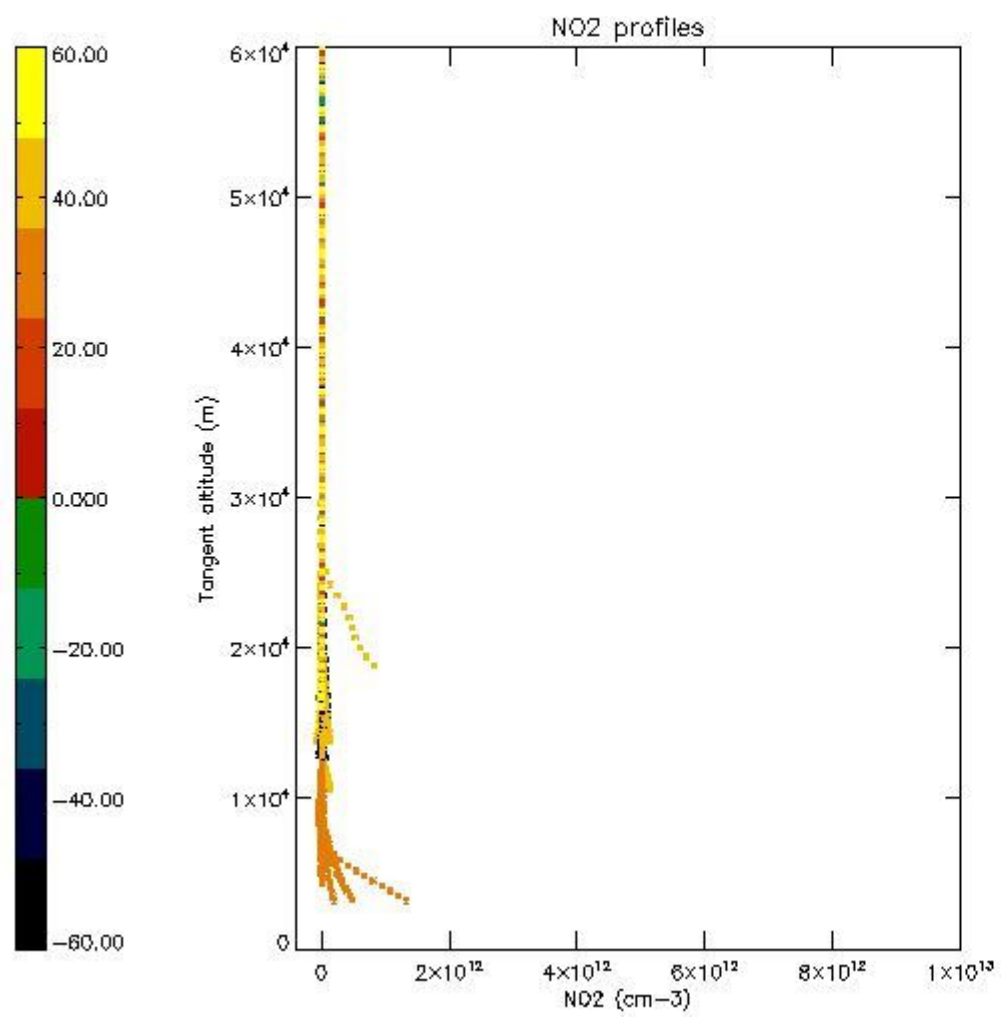
*5.5 Plot ozone profiles where STD < 5% (dark without errors)*

The colorbar represents the latitude.



*5.6 Plot NO<sub>2</sub> profiles for all STD (dark without errors)*

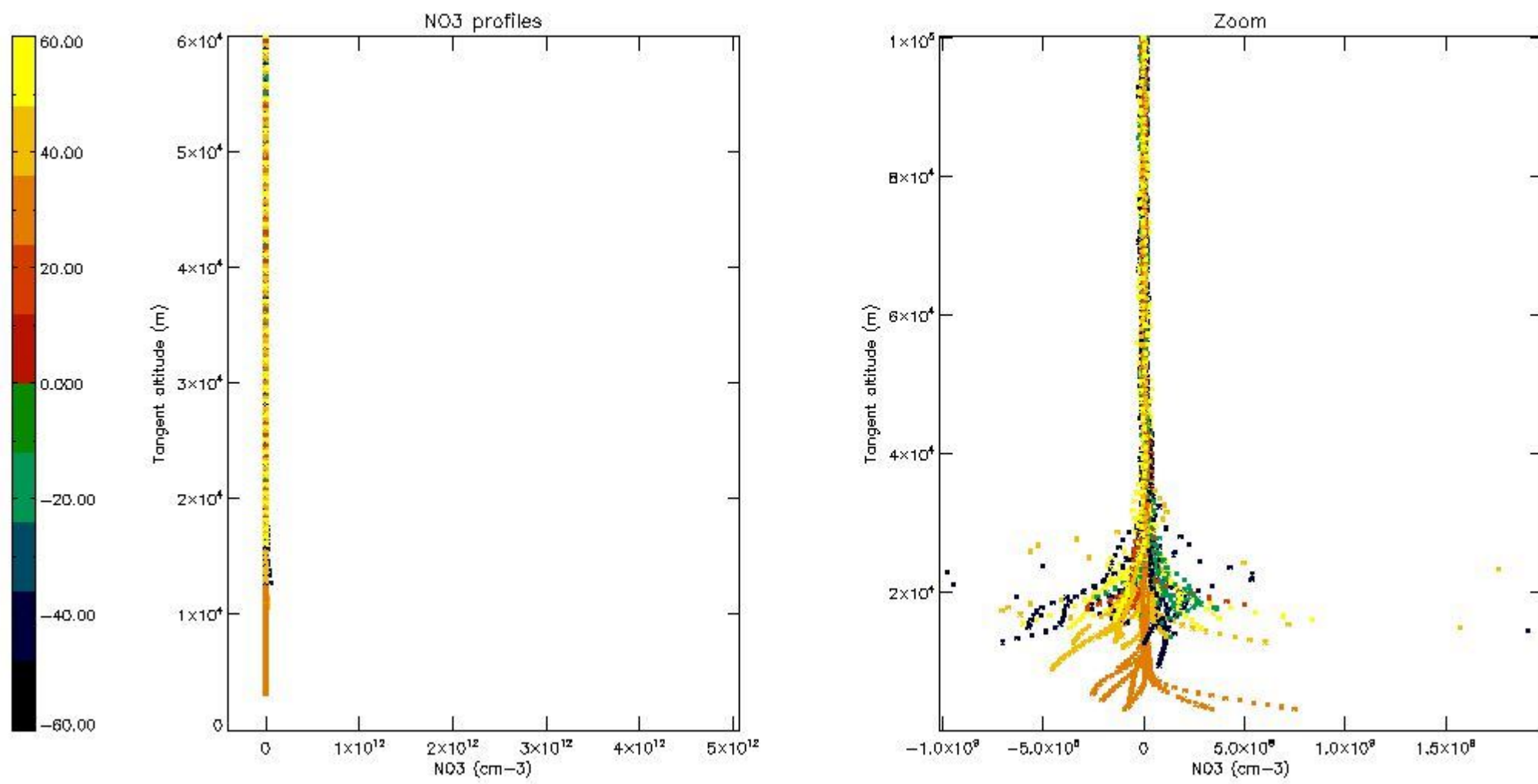
The colorbar represents the latitude.



*5.7 Plot NO3 profiles for all STD (dark without errors)*

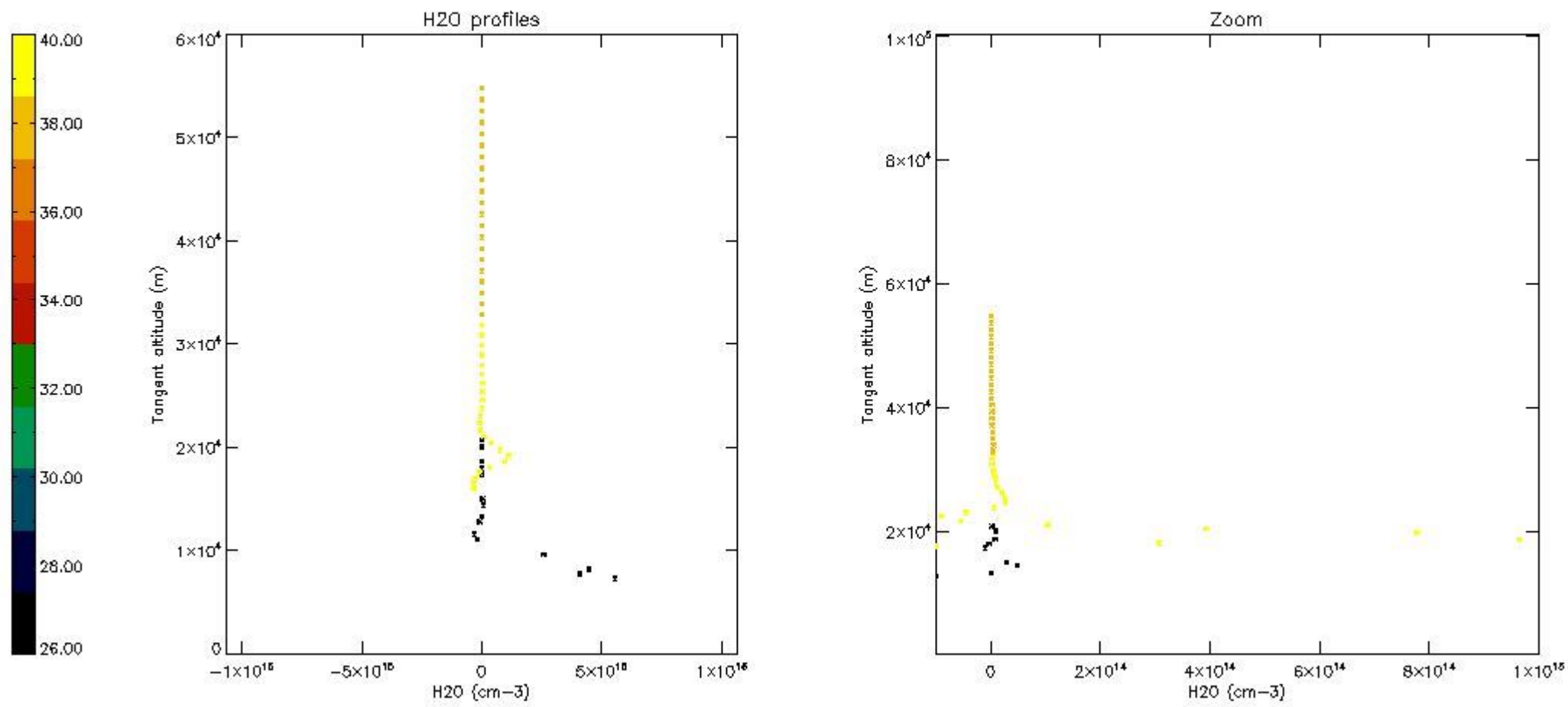
The colorbar represents the latitude.





5.8 Plot H<sub>2</sub>O profiles for all STD (only for occultations of stars 1,2,3,4,13,14,16,26,63 dark without errors)

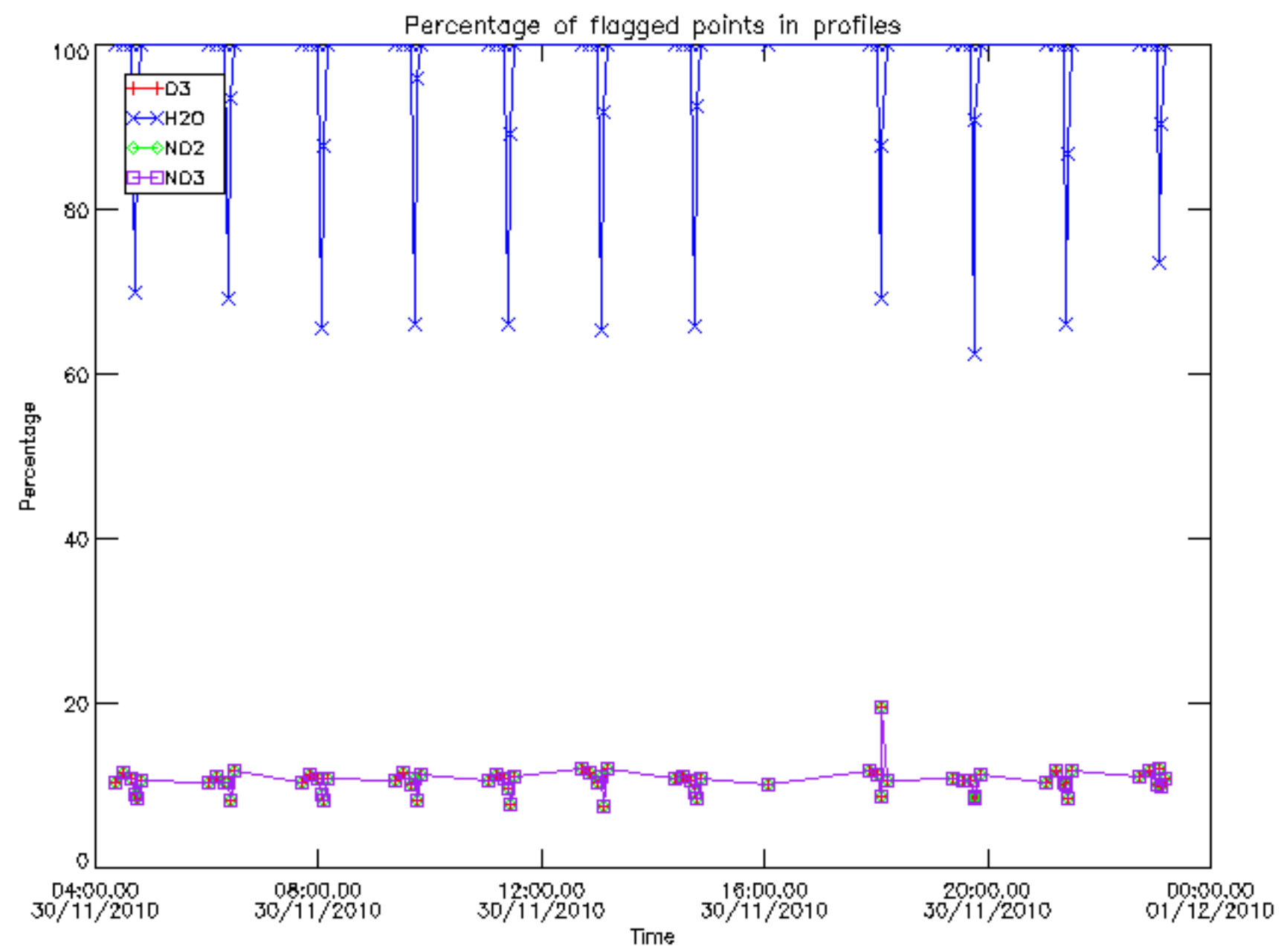
The colorbar represents the latitude.



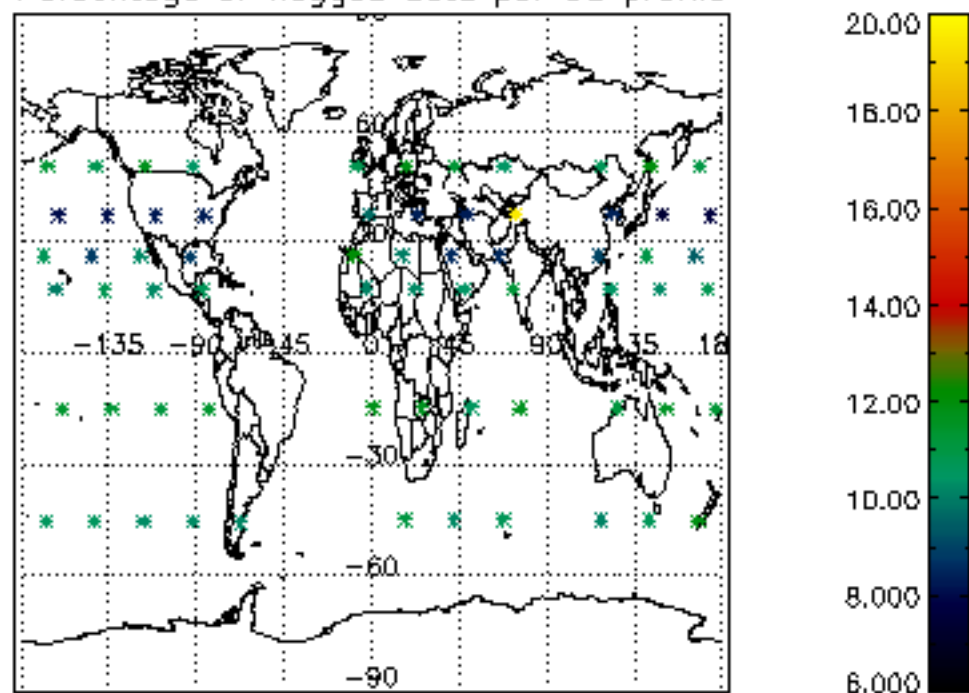
## 6. Auxiliary Data Files used for the production reported in section 2

The number reported in the third column indicates since which file (see list in section 2) the corresponding auxiliary file has been used. The fourth column is the date of those product files.

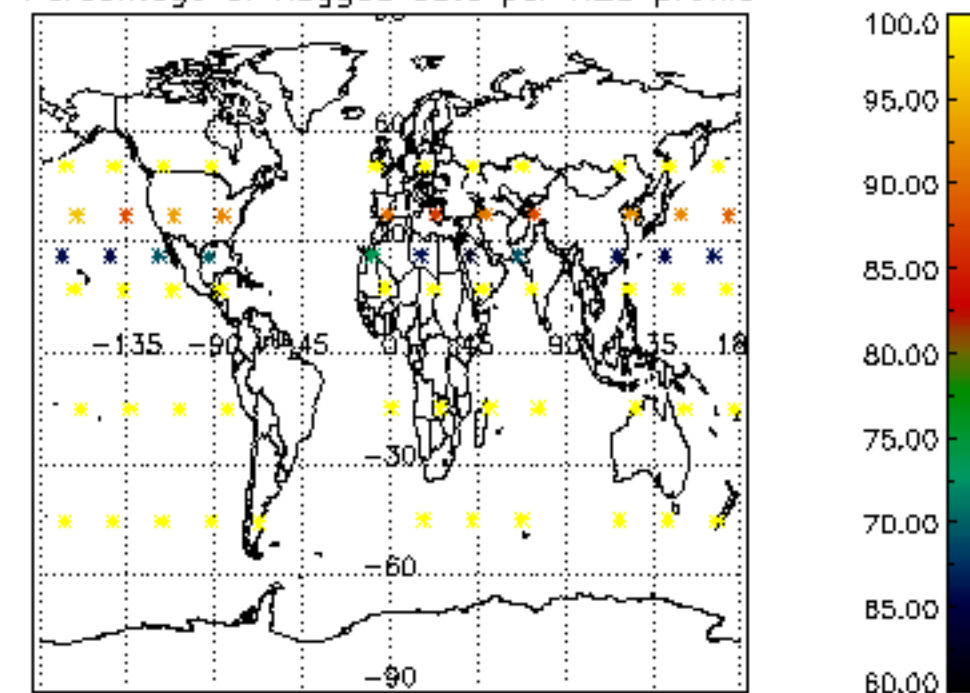
Type	Auxiliary Filename	Used since product	Used since product date
INST_PHYS_CHARACTERISTICS	GOM_INS_AXVIEC20091111_143220_20030716_120000_20500101_000000	1	30-NOV-2010 00:05:50
LEVEL-2_PROC_CONFIG	GOM_PR2_AXVIEC20091111_152718_20020301_000000_20500101_000000	1	30-NOV-2010 00:05:50
CROSS_SECTIONS_FILE	GOM_CRS_AXVIEC20091111_154832_20020301_000000_20500101_000000	1	30-NOV-2010 00:05:50



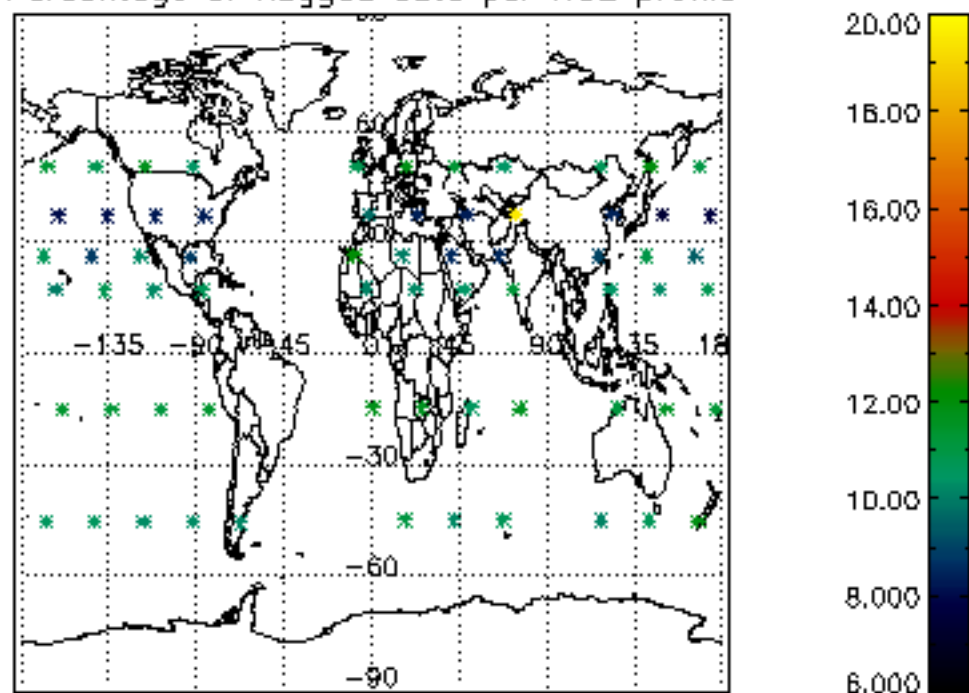
Percentage of flagged data per D3 profile



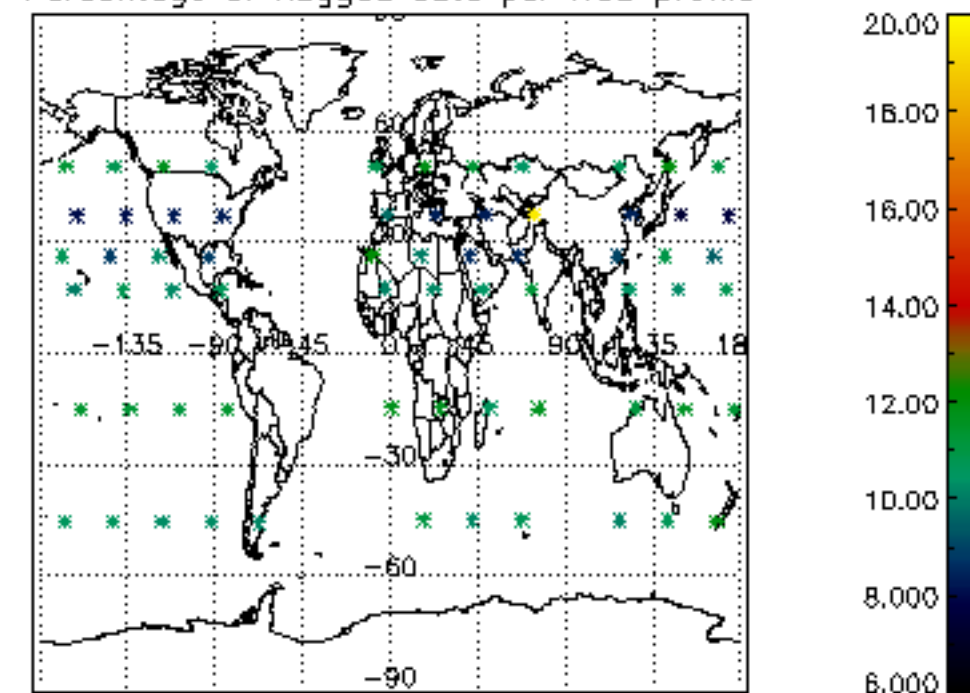
Percentage of flagged data per H2O profile



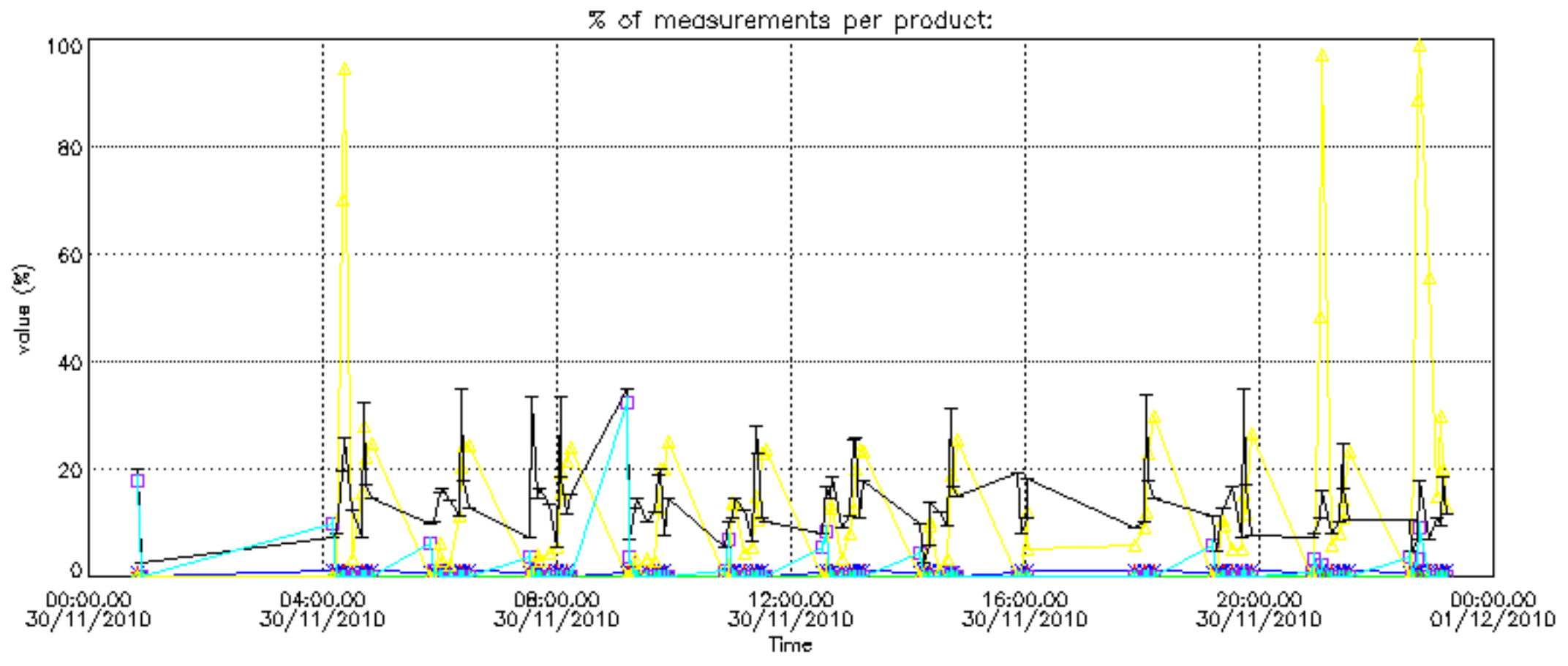
Percentage of flagged data per NO2 profile

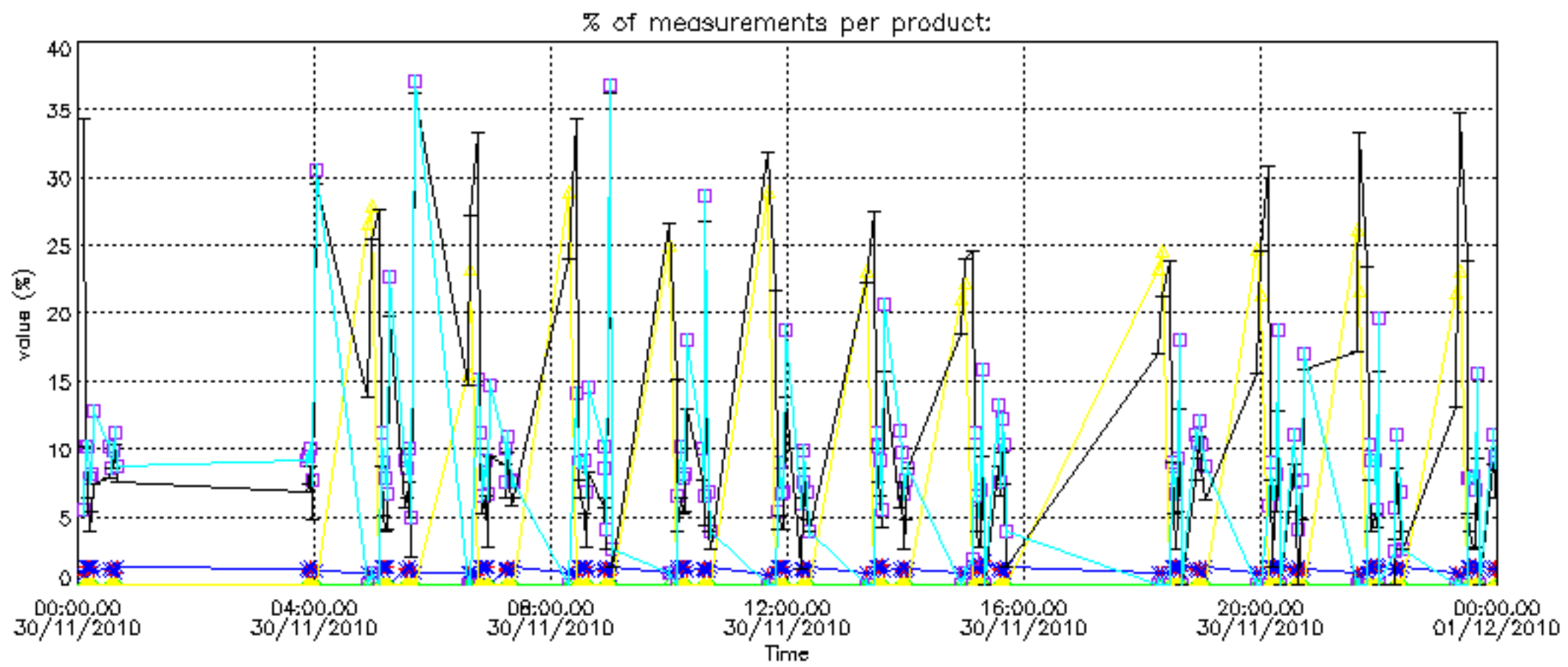


Percentage of flagged data per NO3 profile

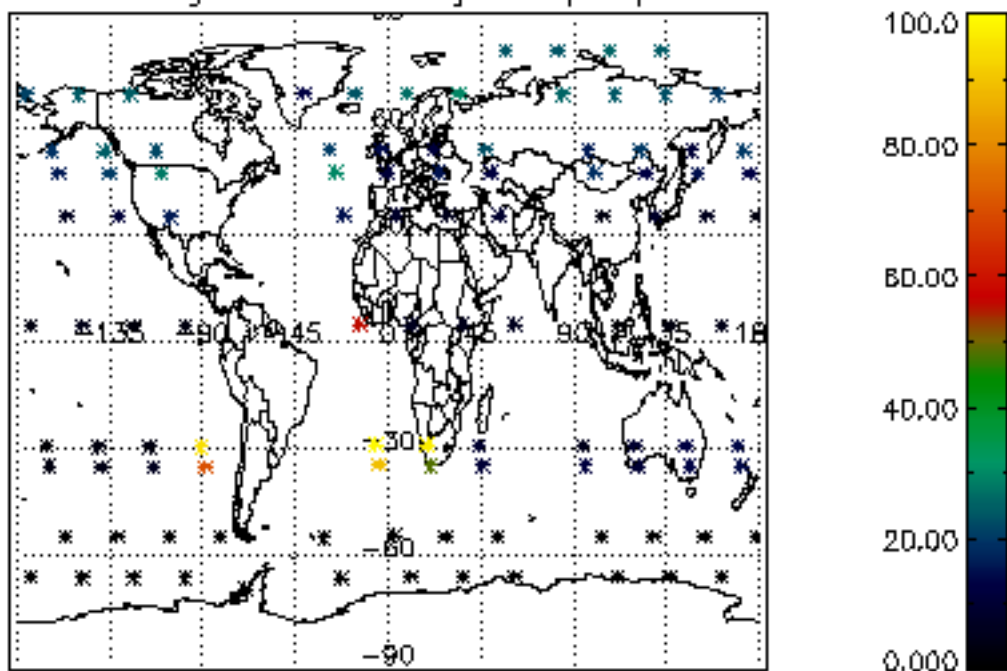




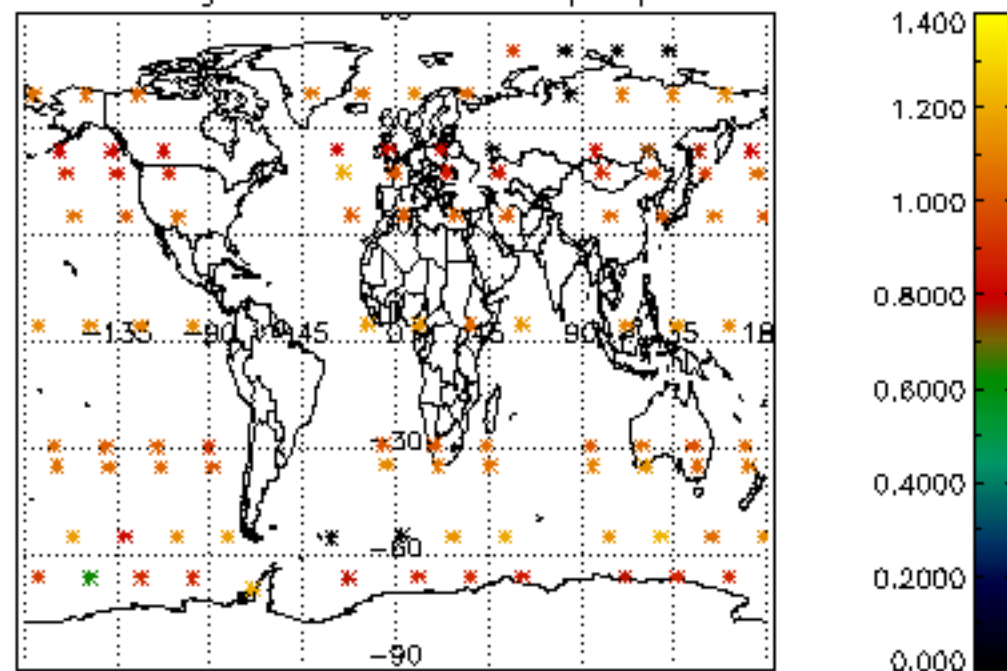




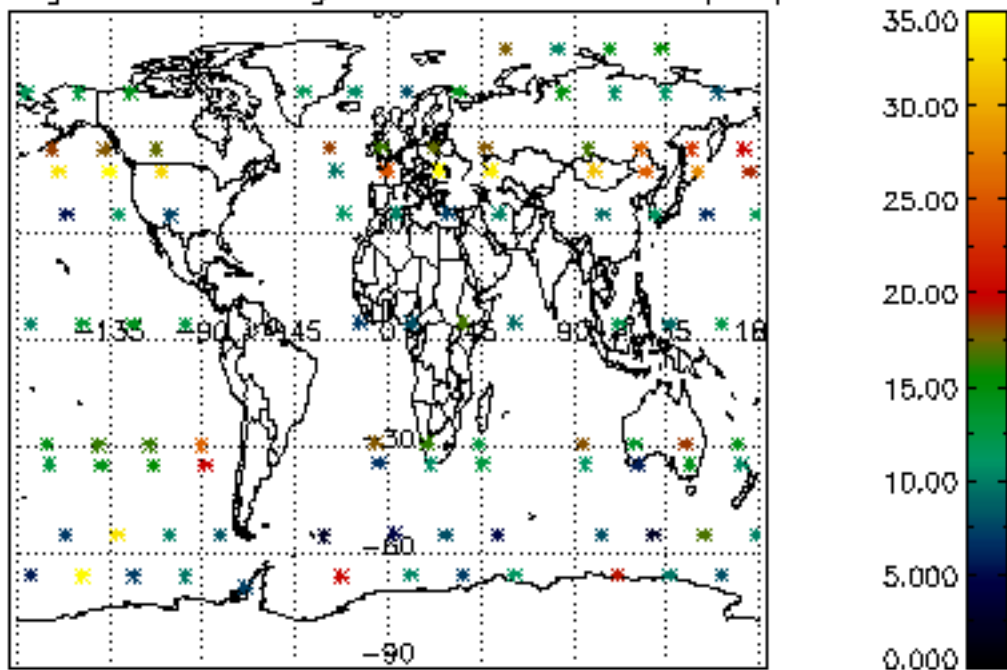
Percentage of cosmic ray hits per profile



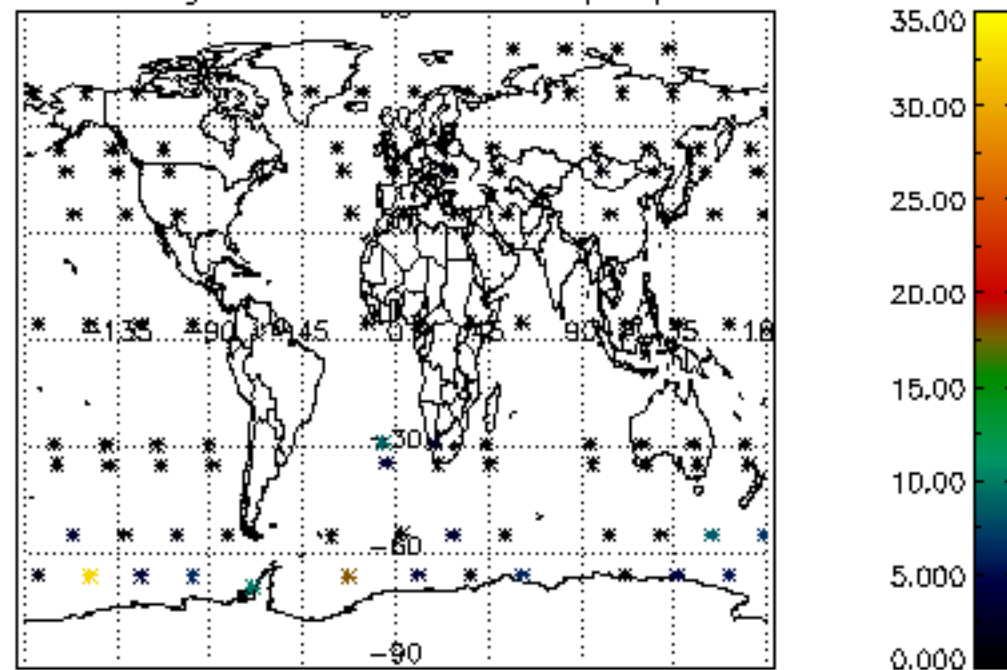
Percentage of datation errors per profile



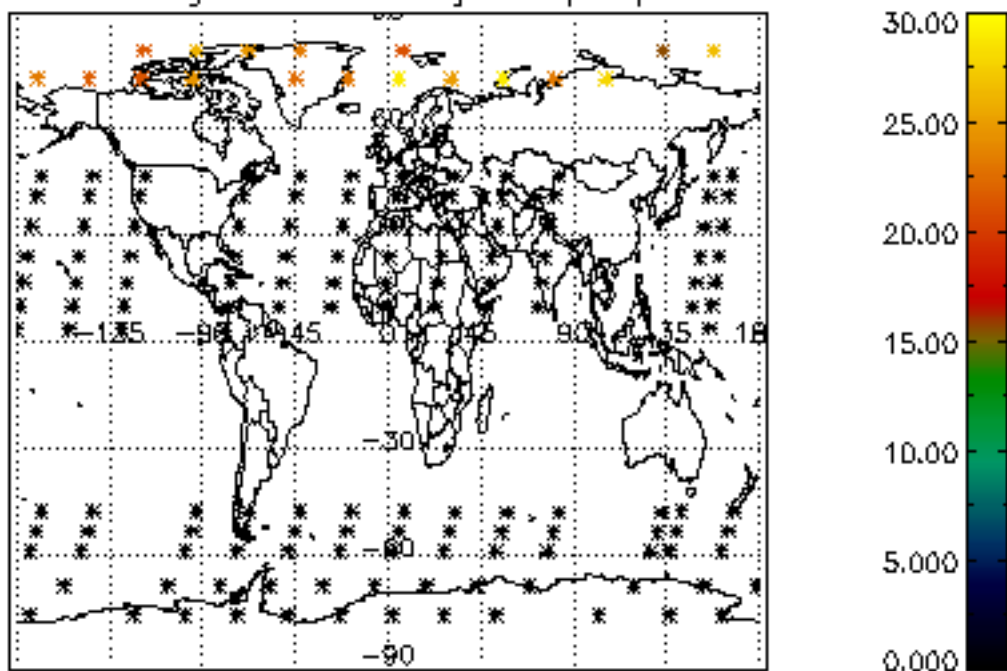
Percentage of star falling outside central band per profile



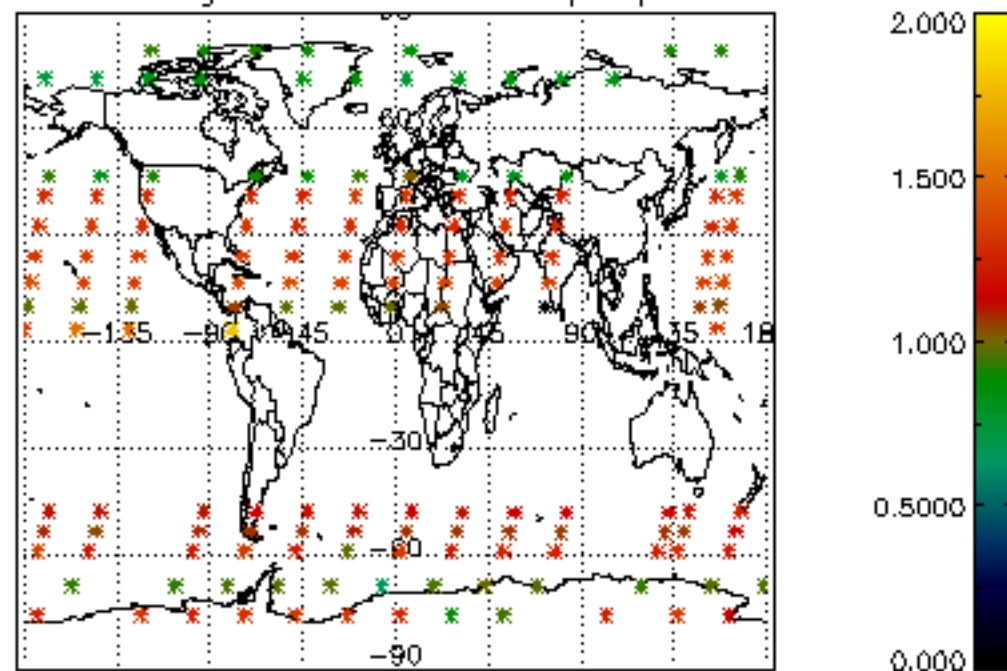
Percentage of saturation errors per profile



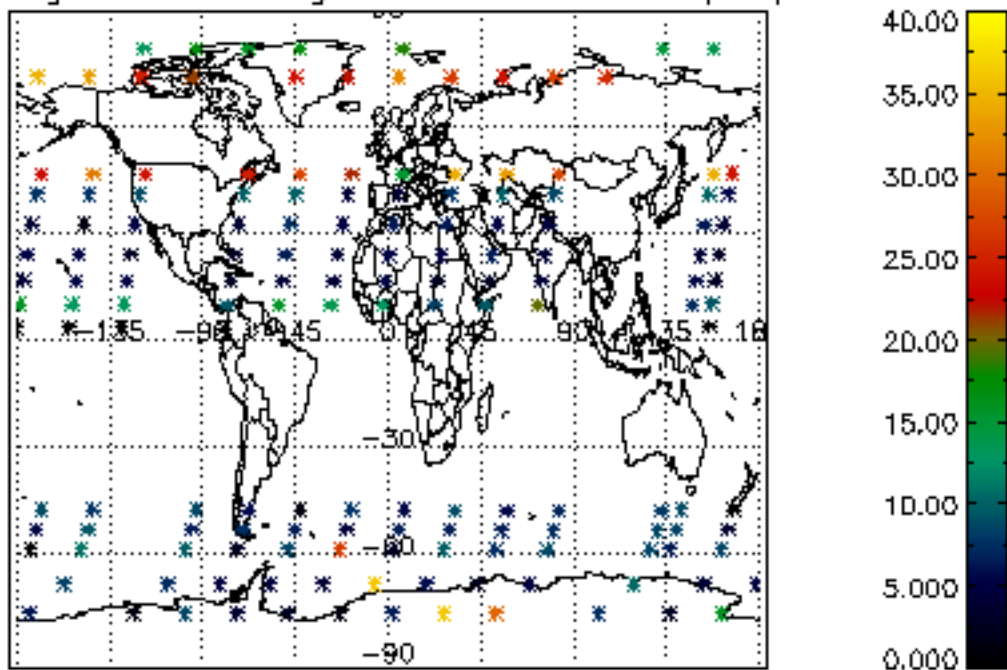
Percentage of cosmic ray hits per profile



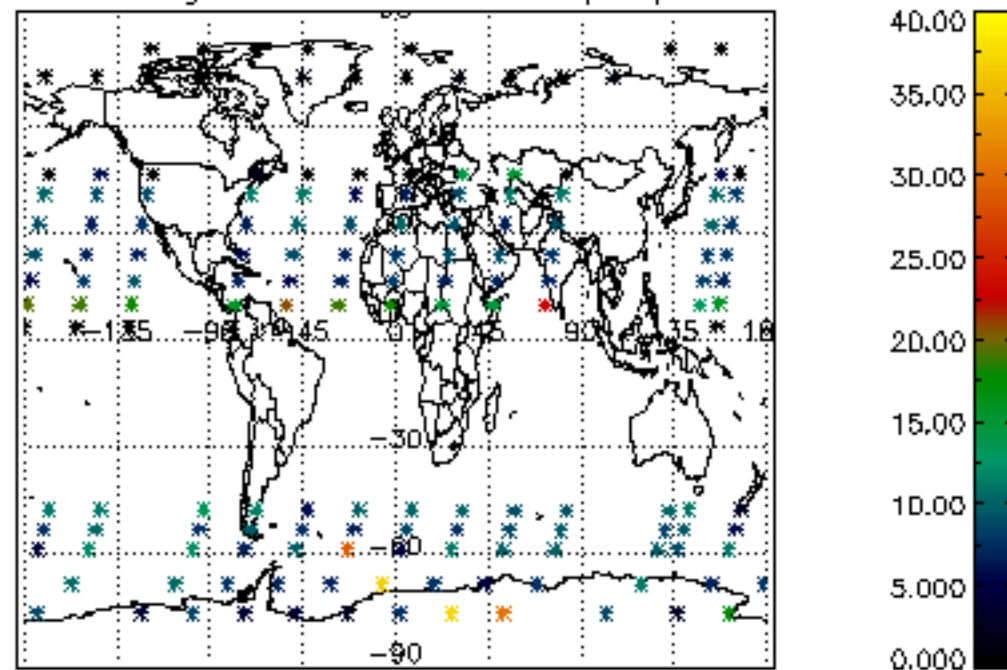
Percentage of datation errors per profile



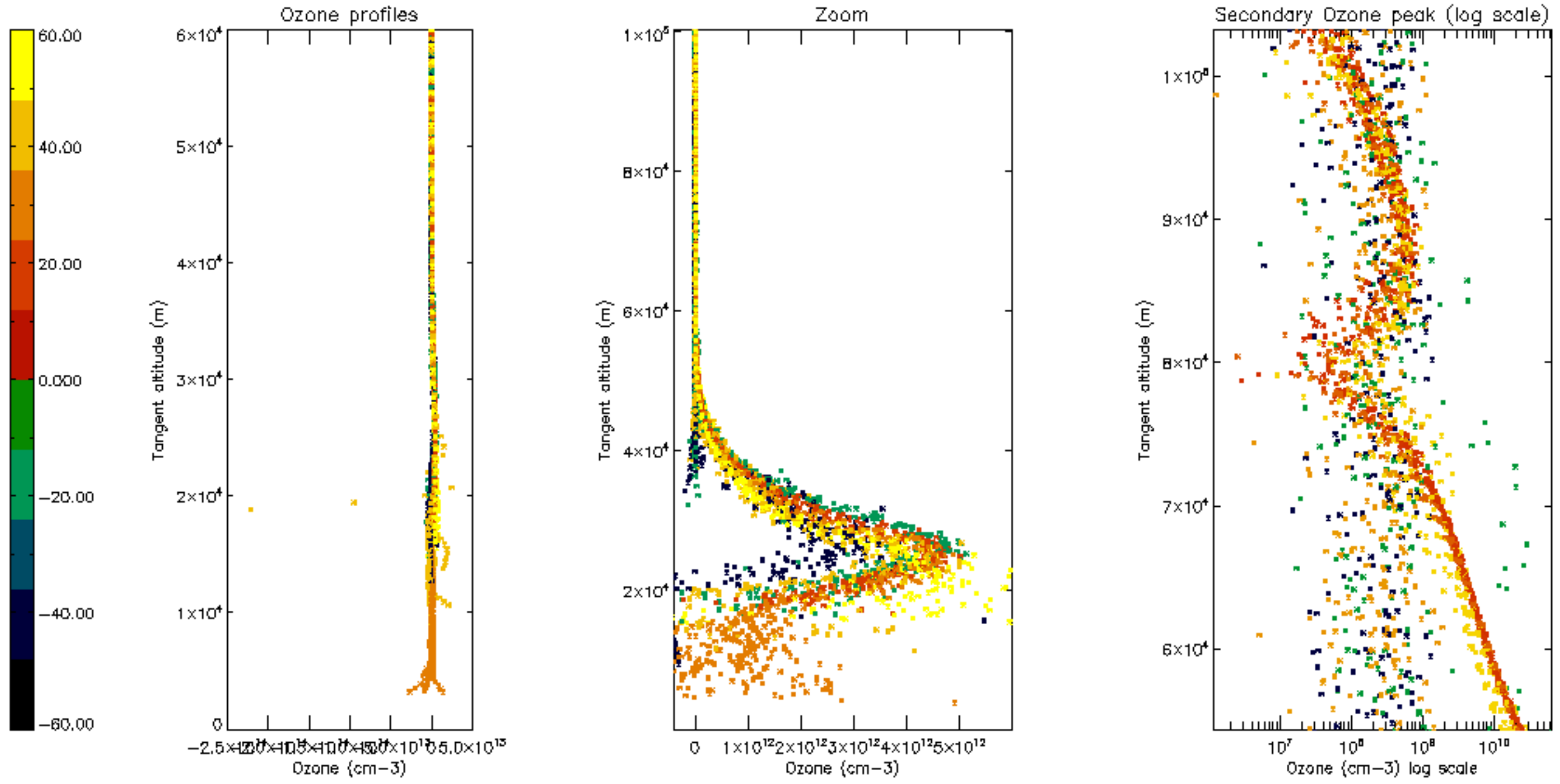
Percentage of star falling outside central band per profile

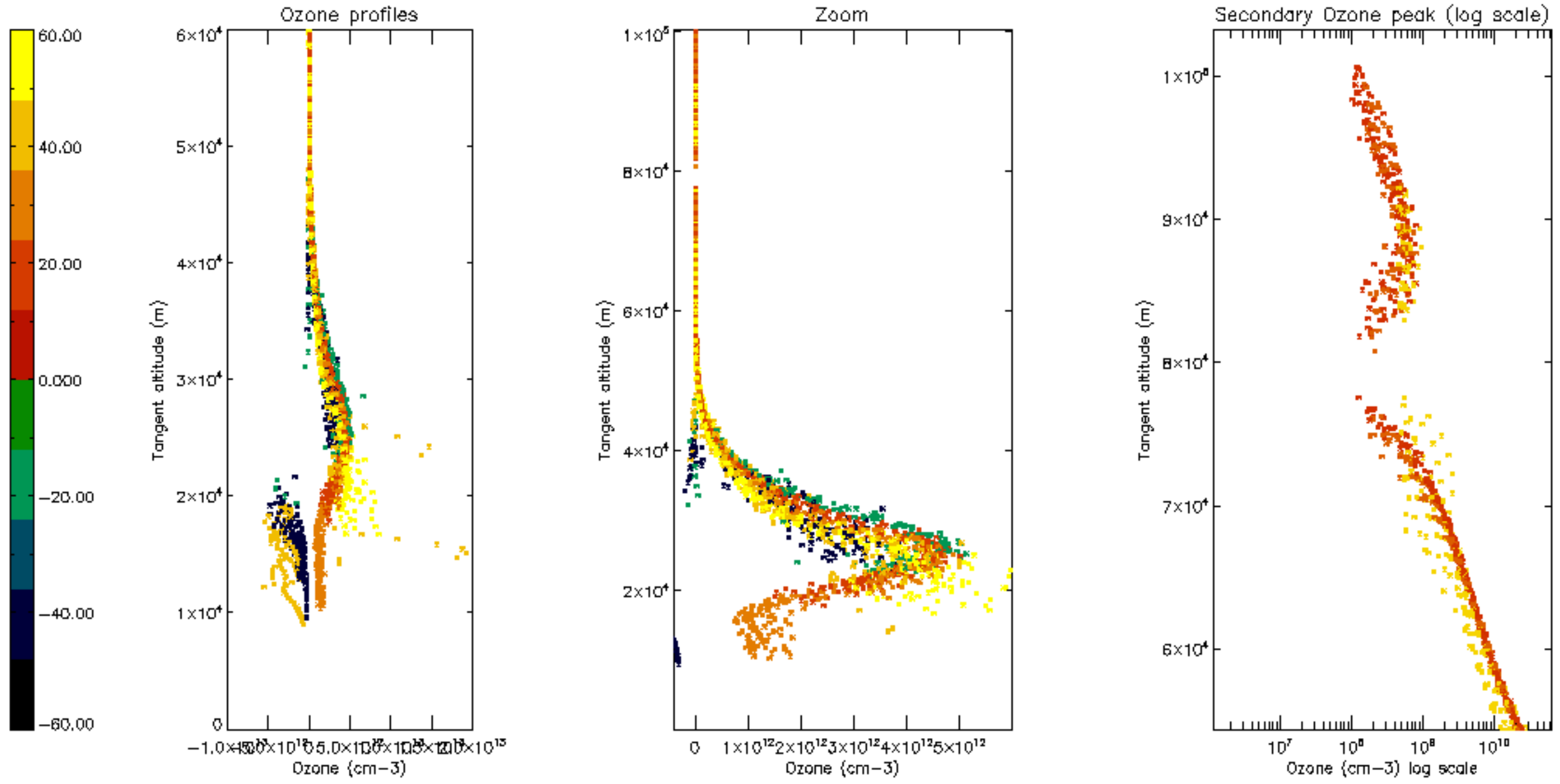


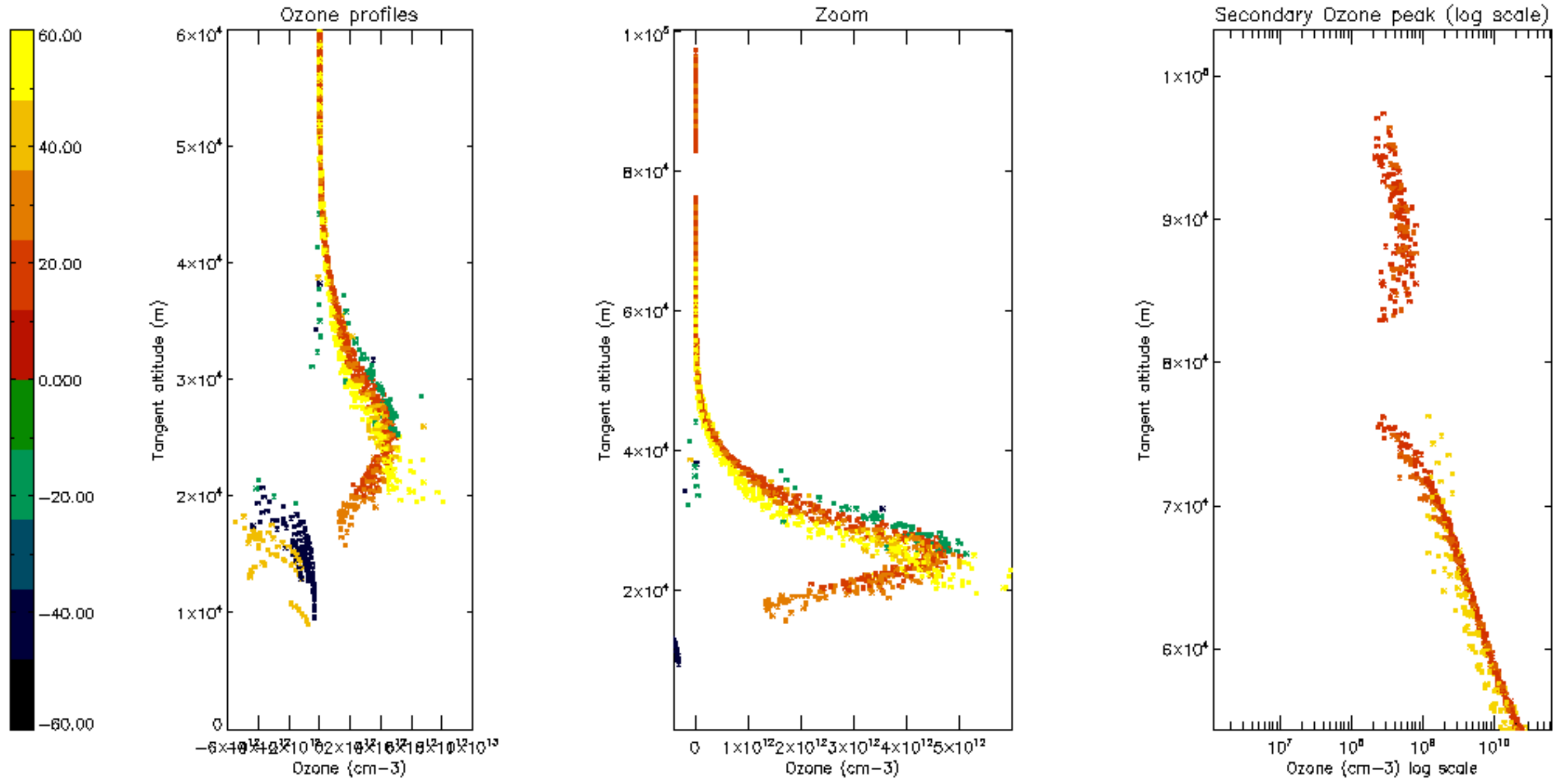
Percentage of saturation errors per profile

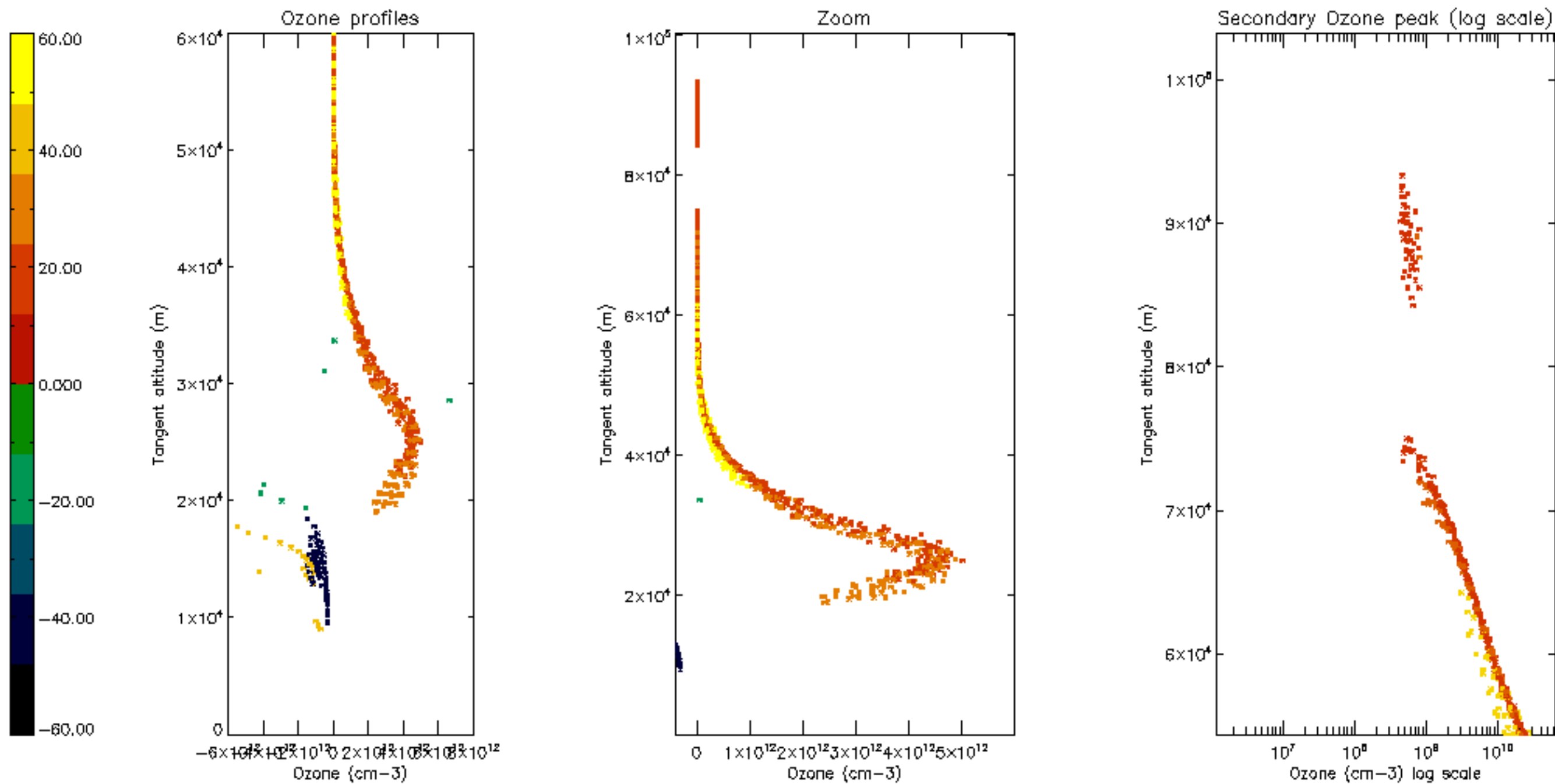




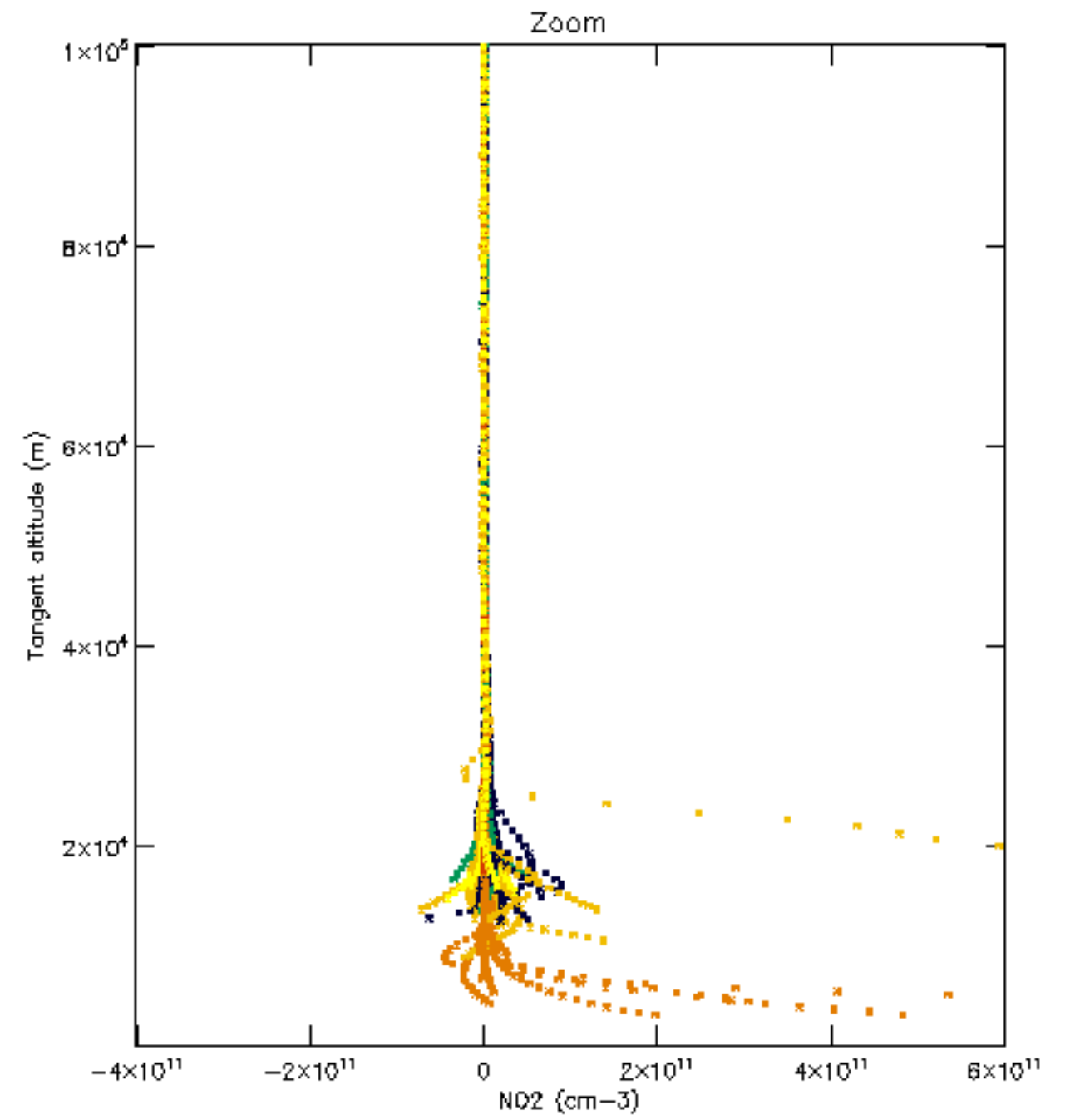
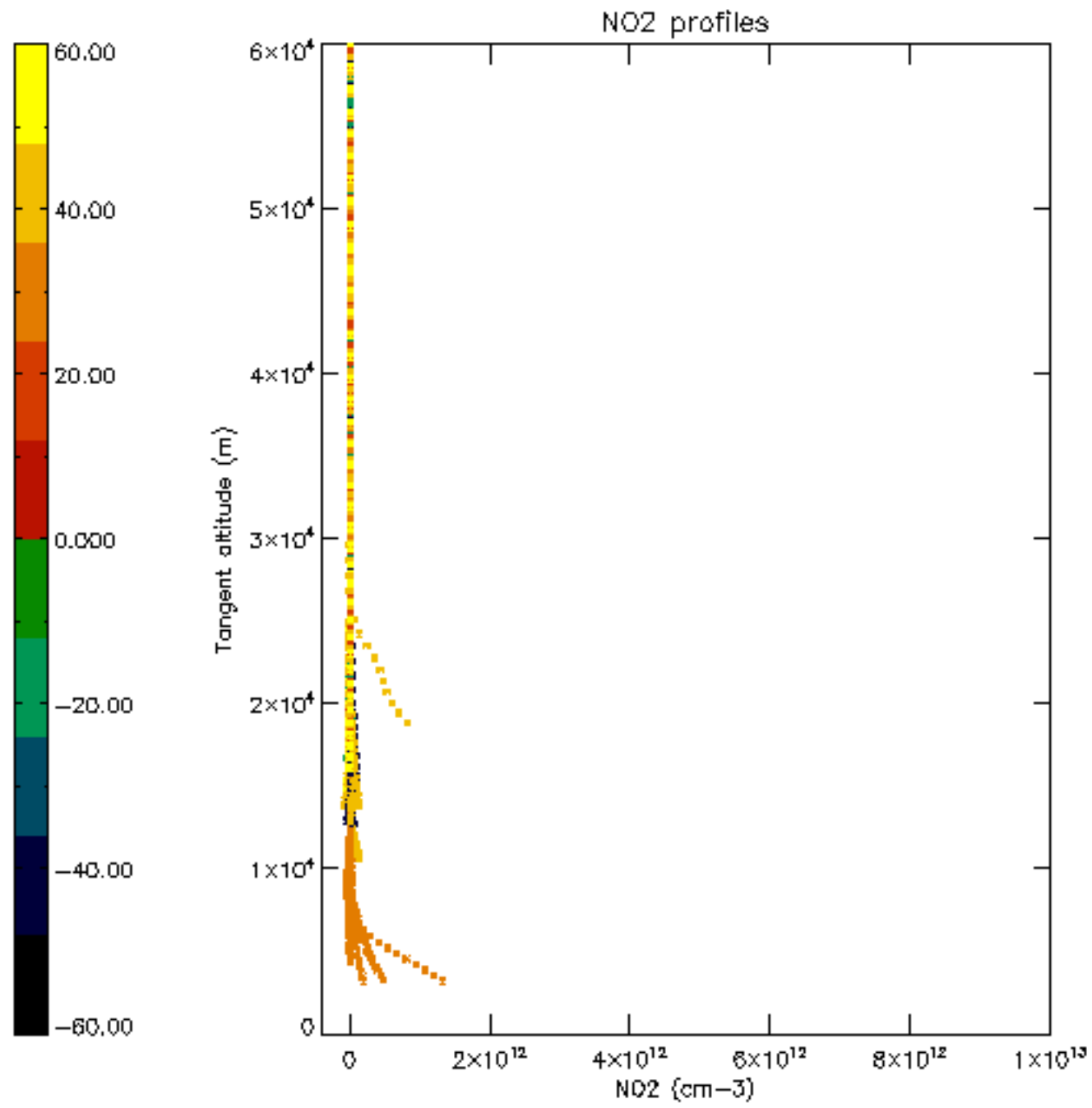


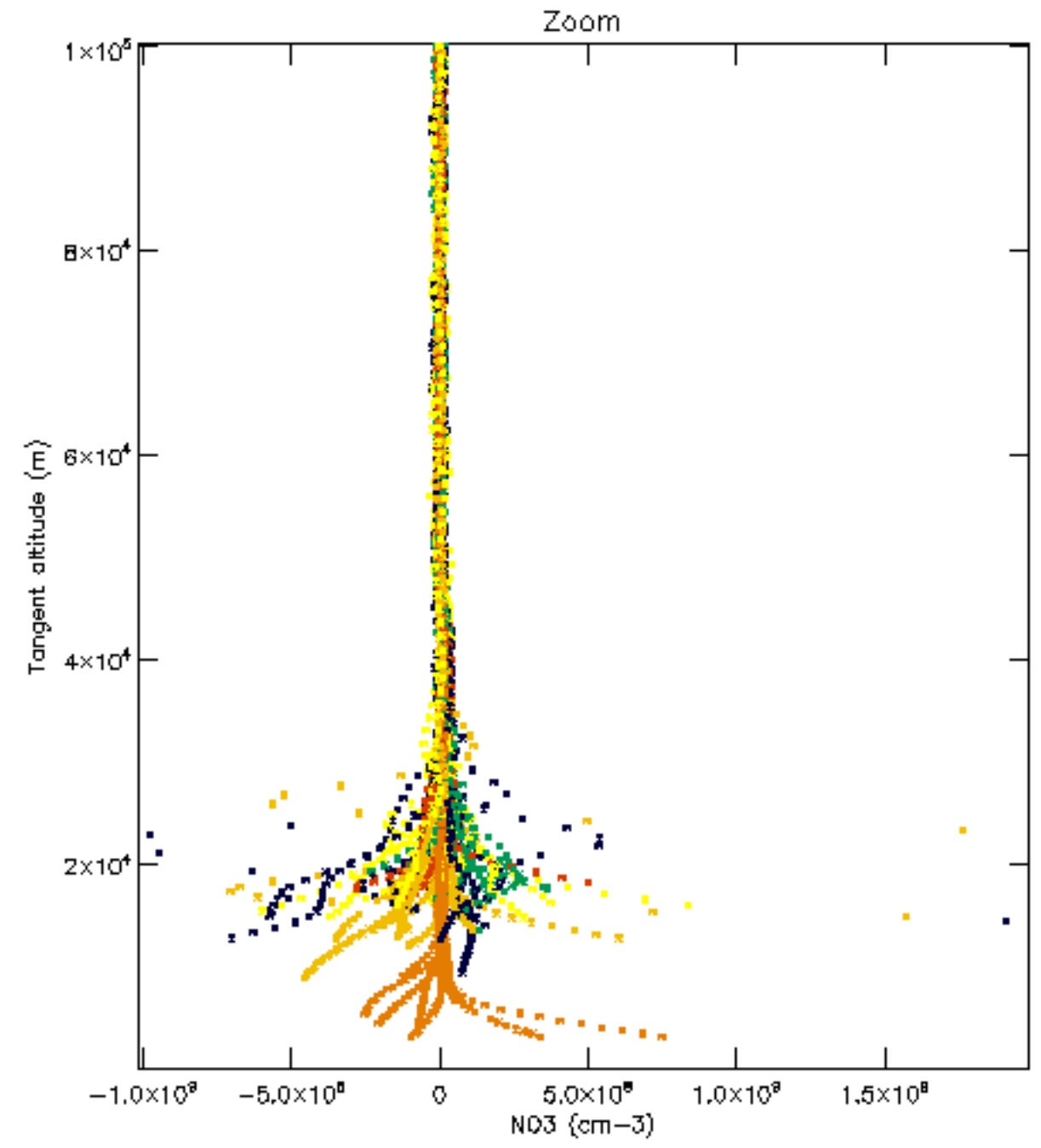
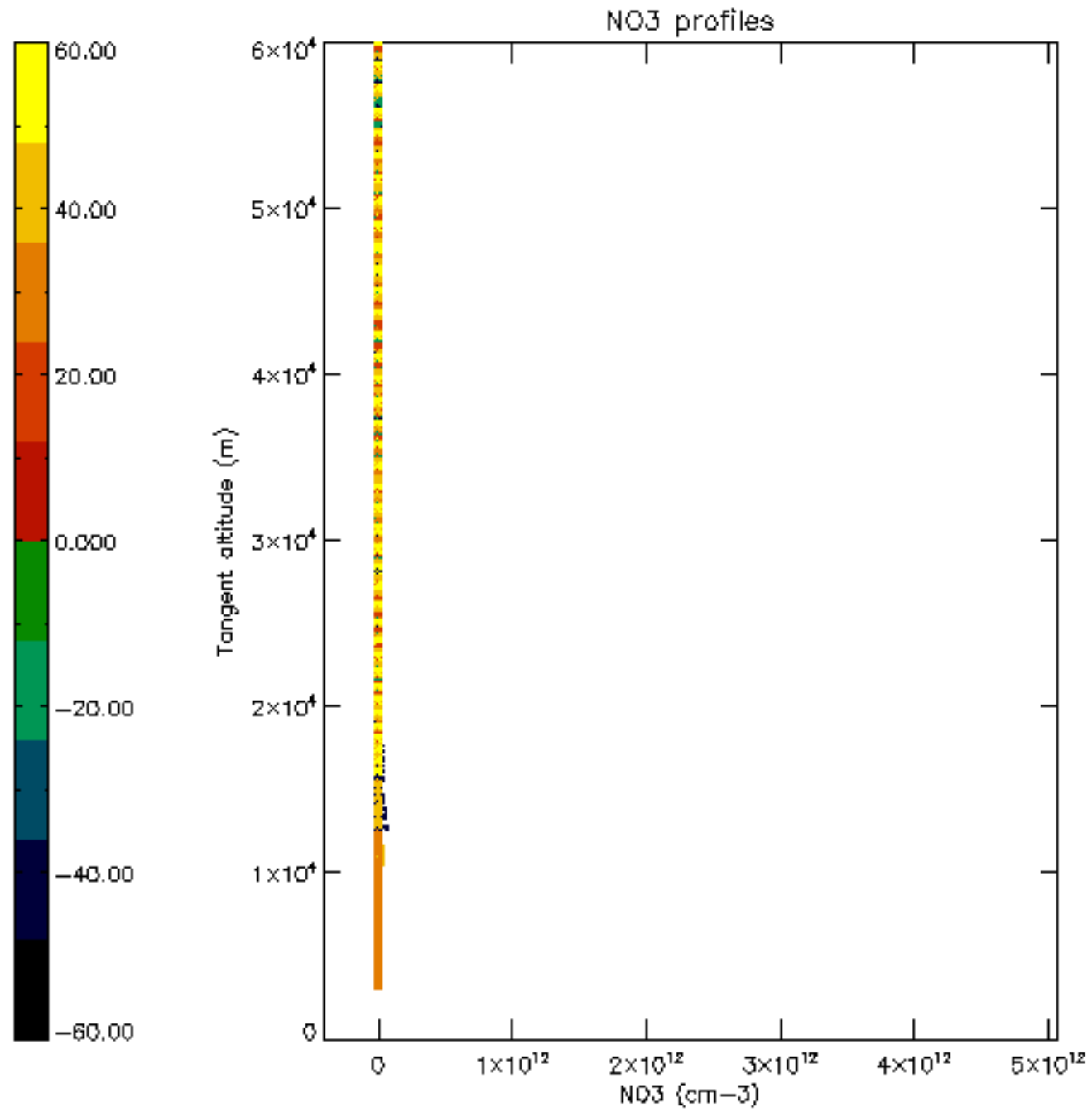


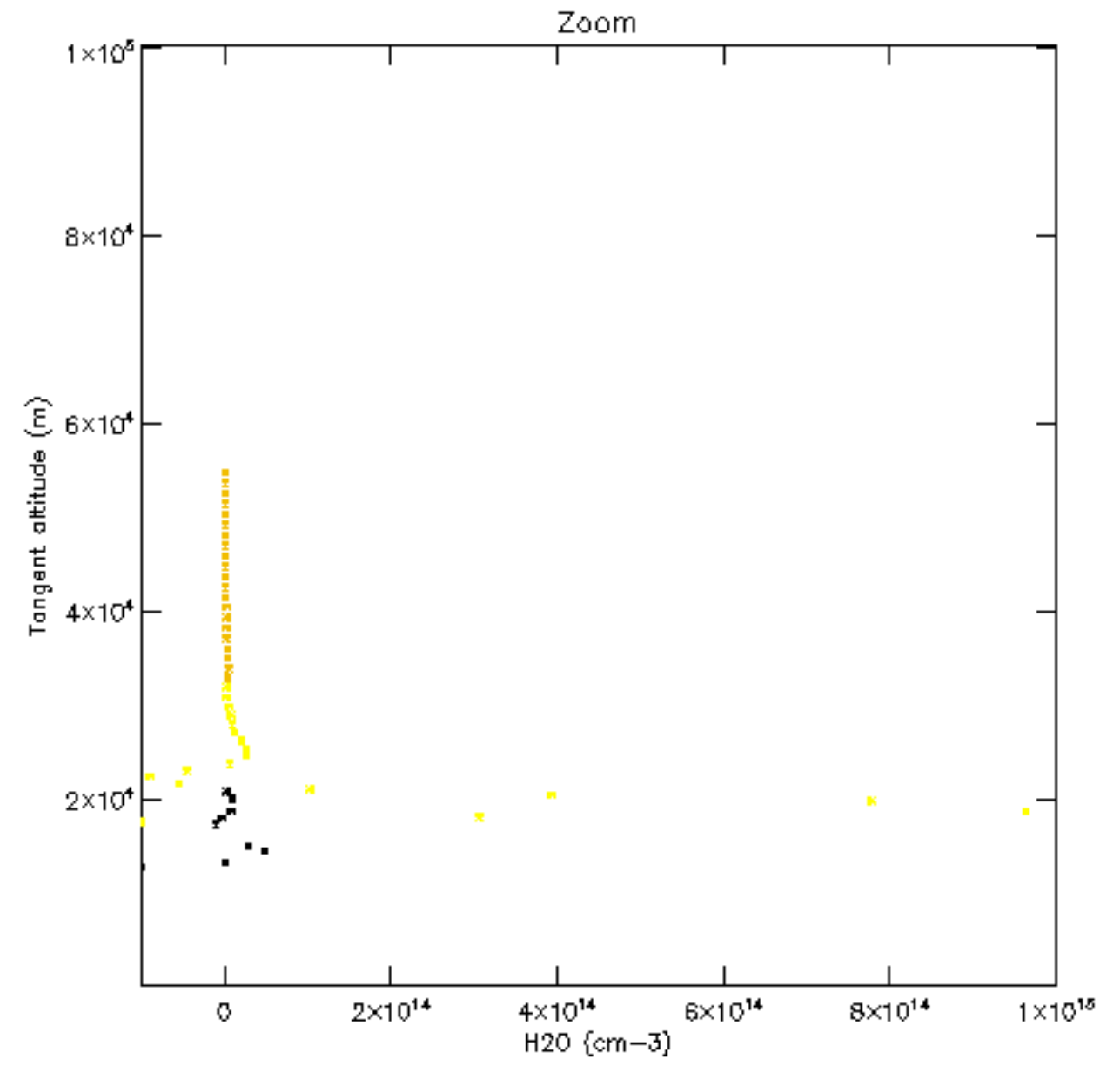
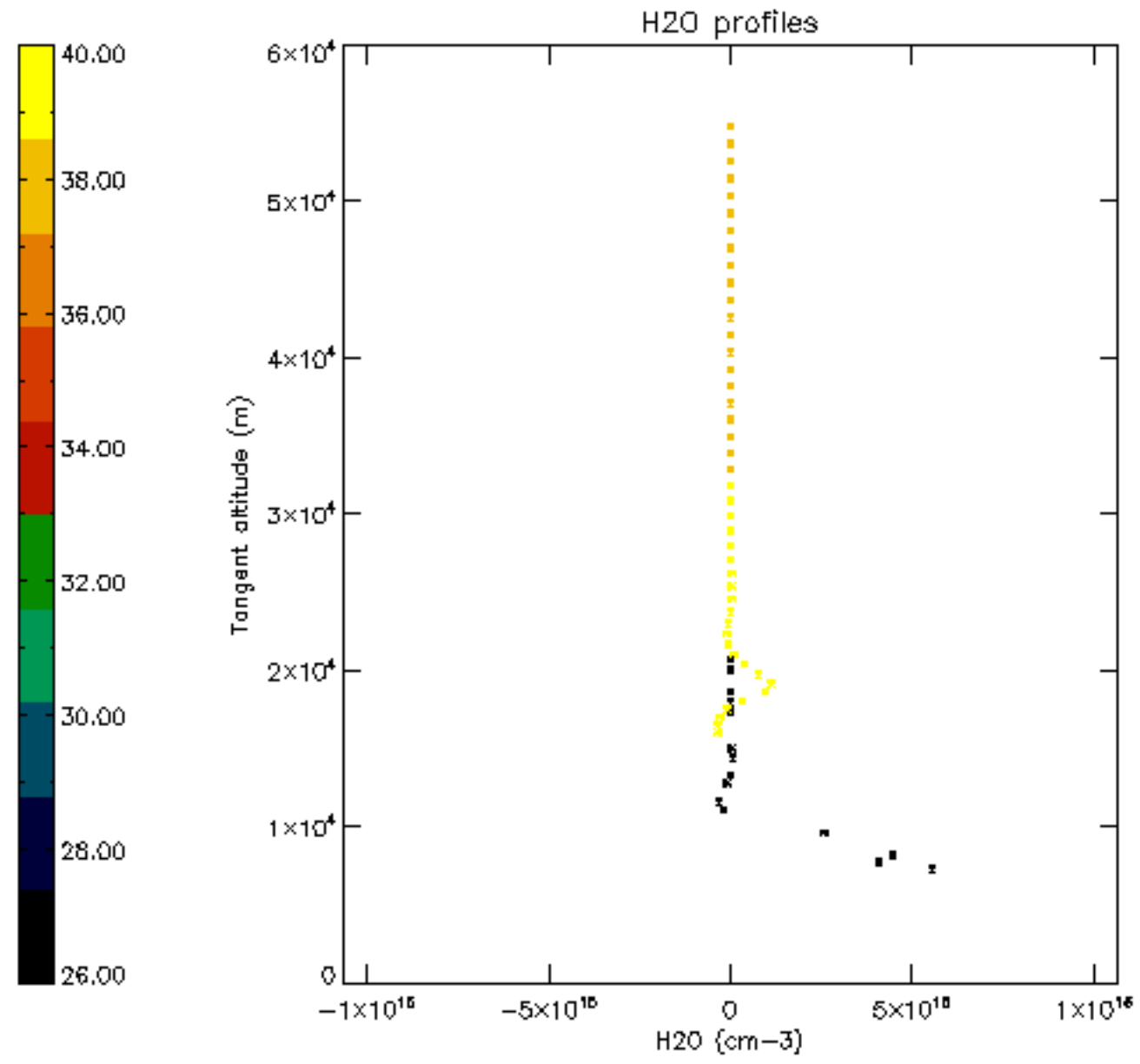


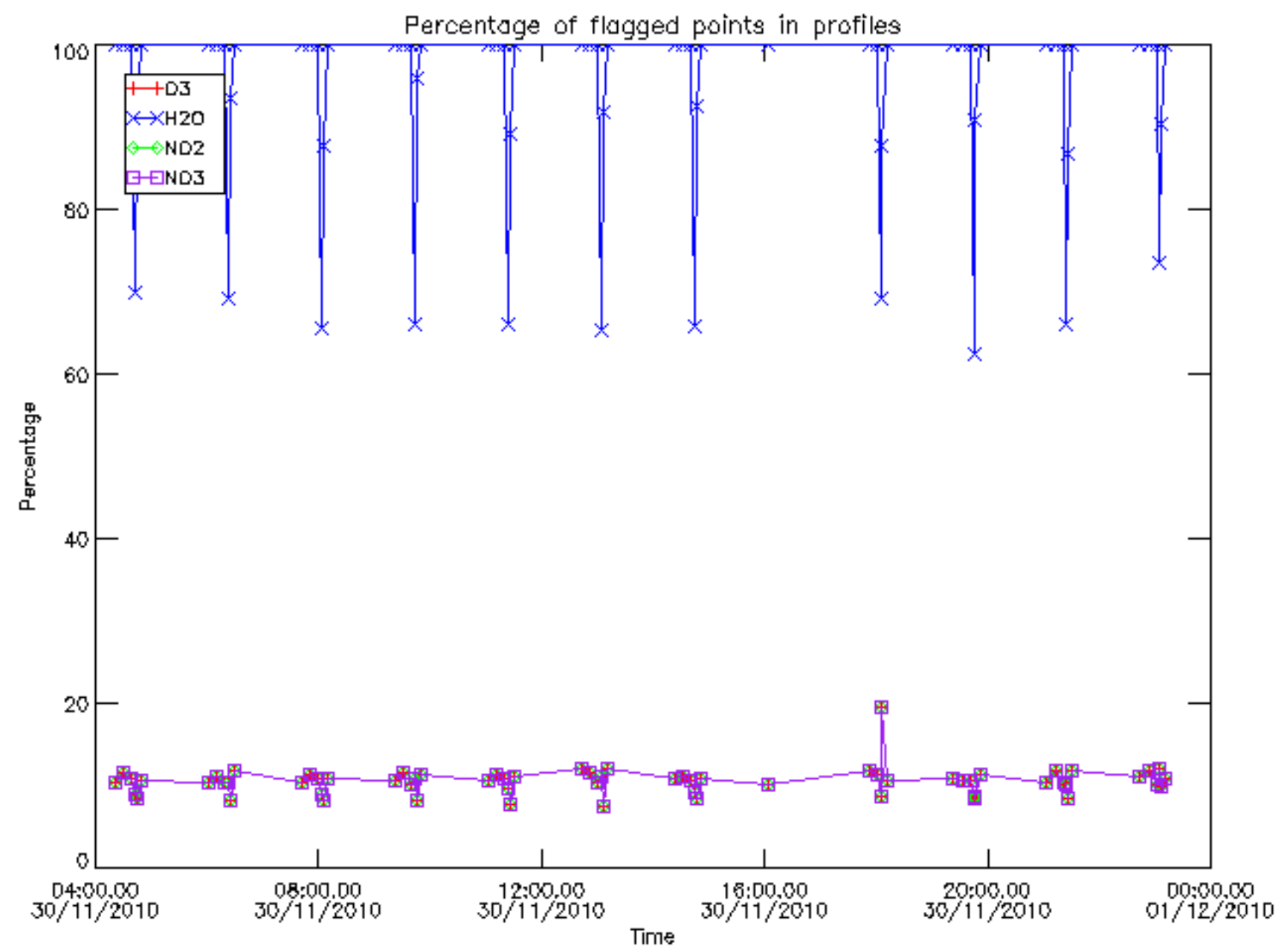






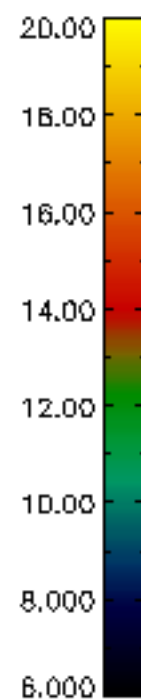
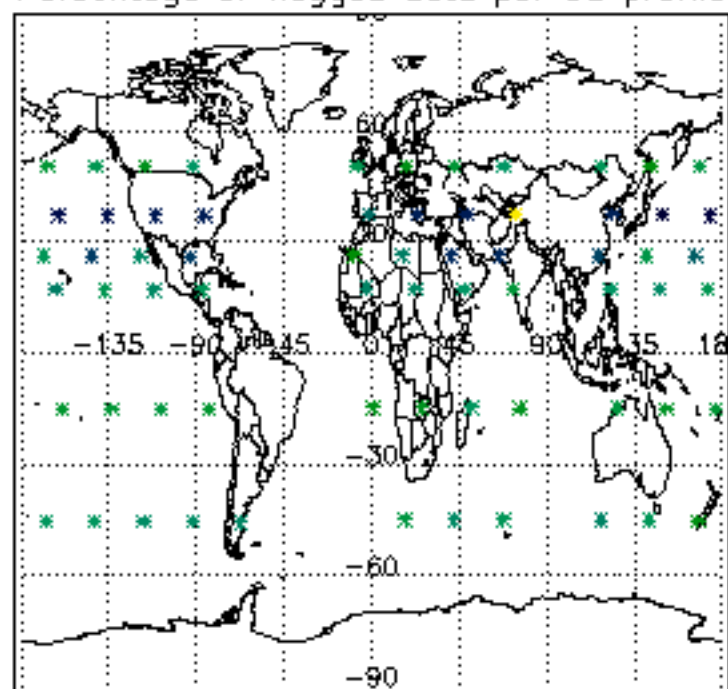




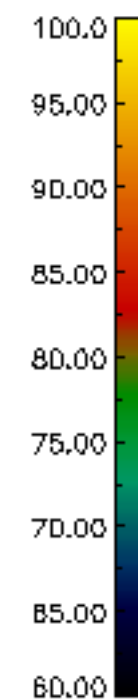
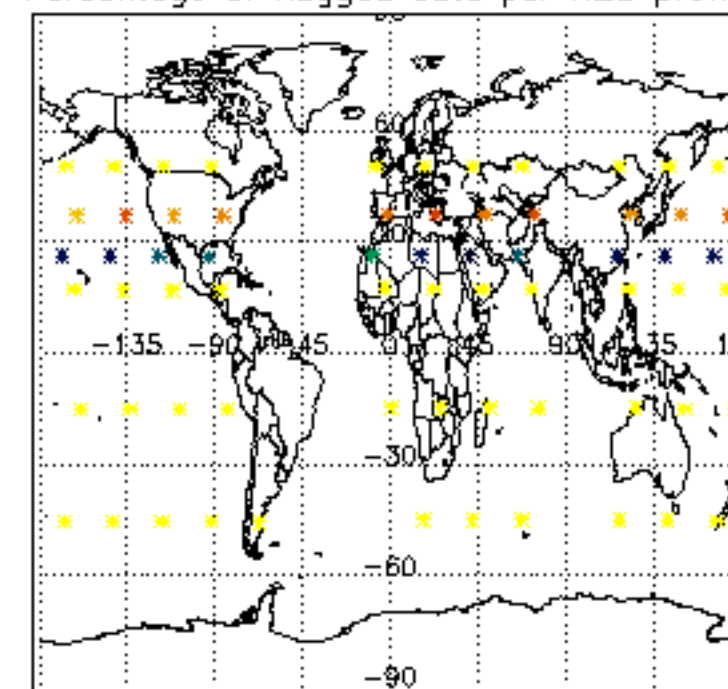




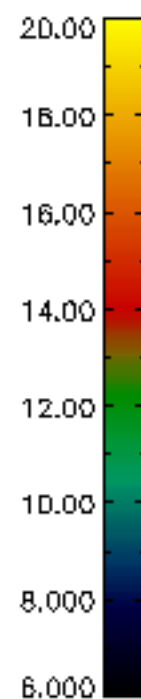
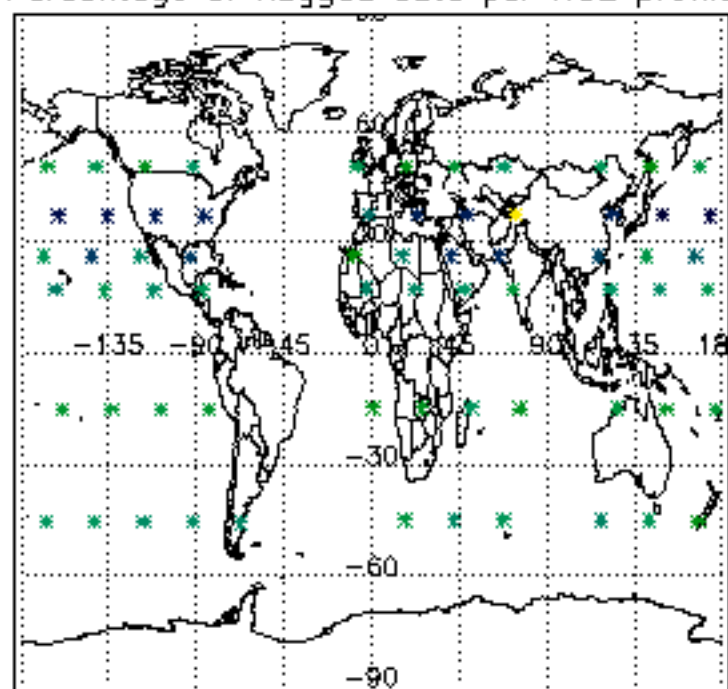
Percentage of flagged data per D3 profile



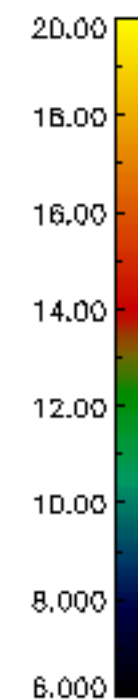
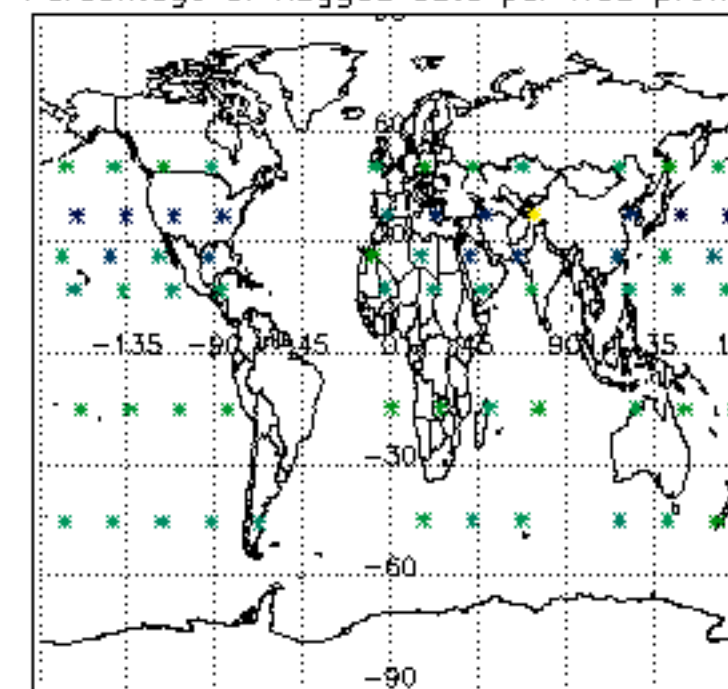
Percentage of flagged data per H2O profile

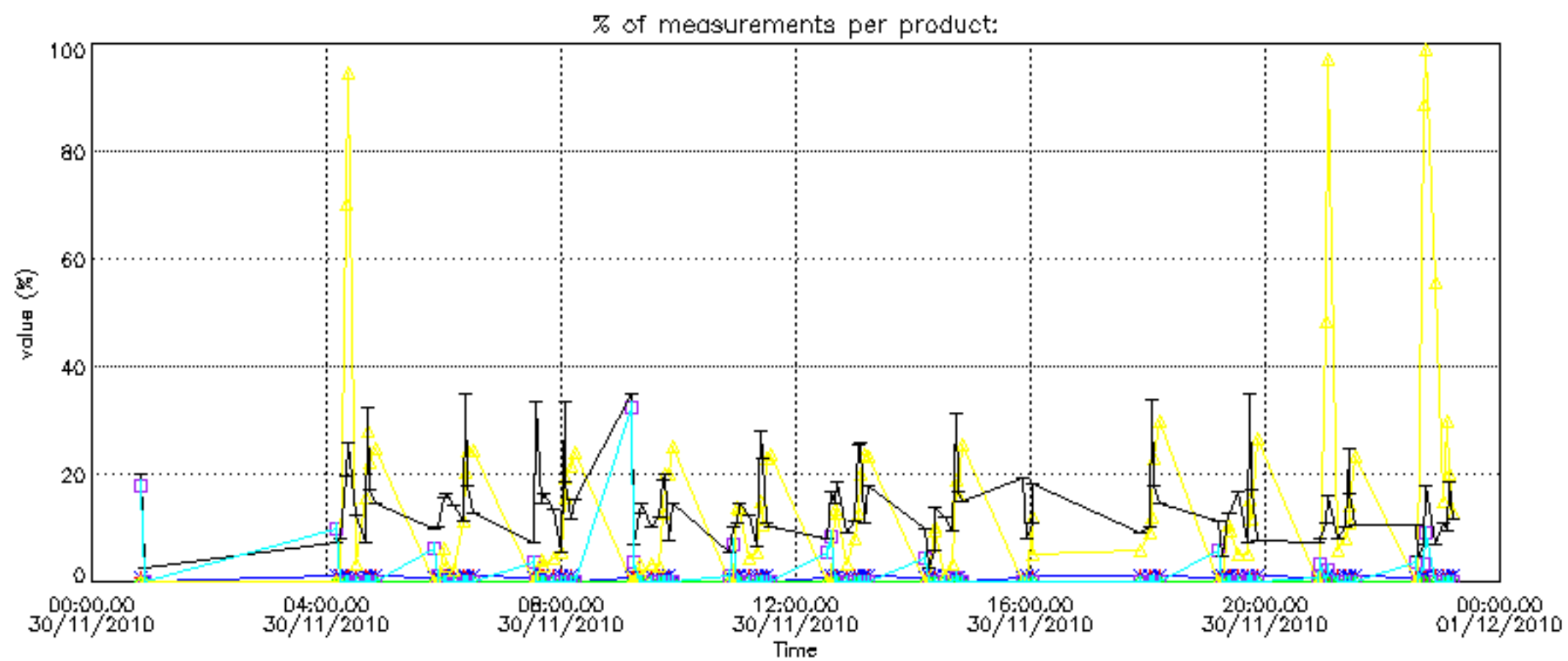
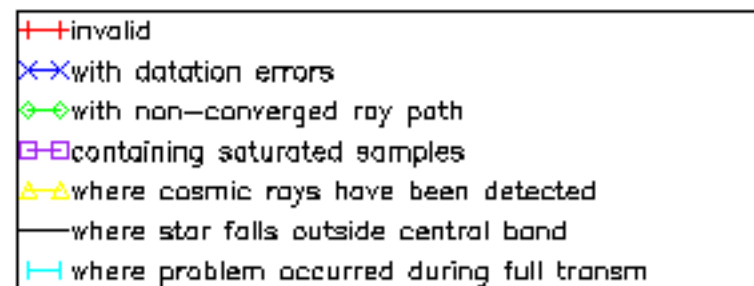


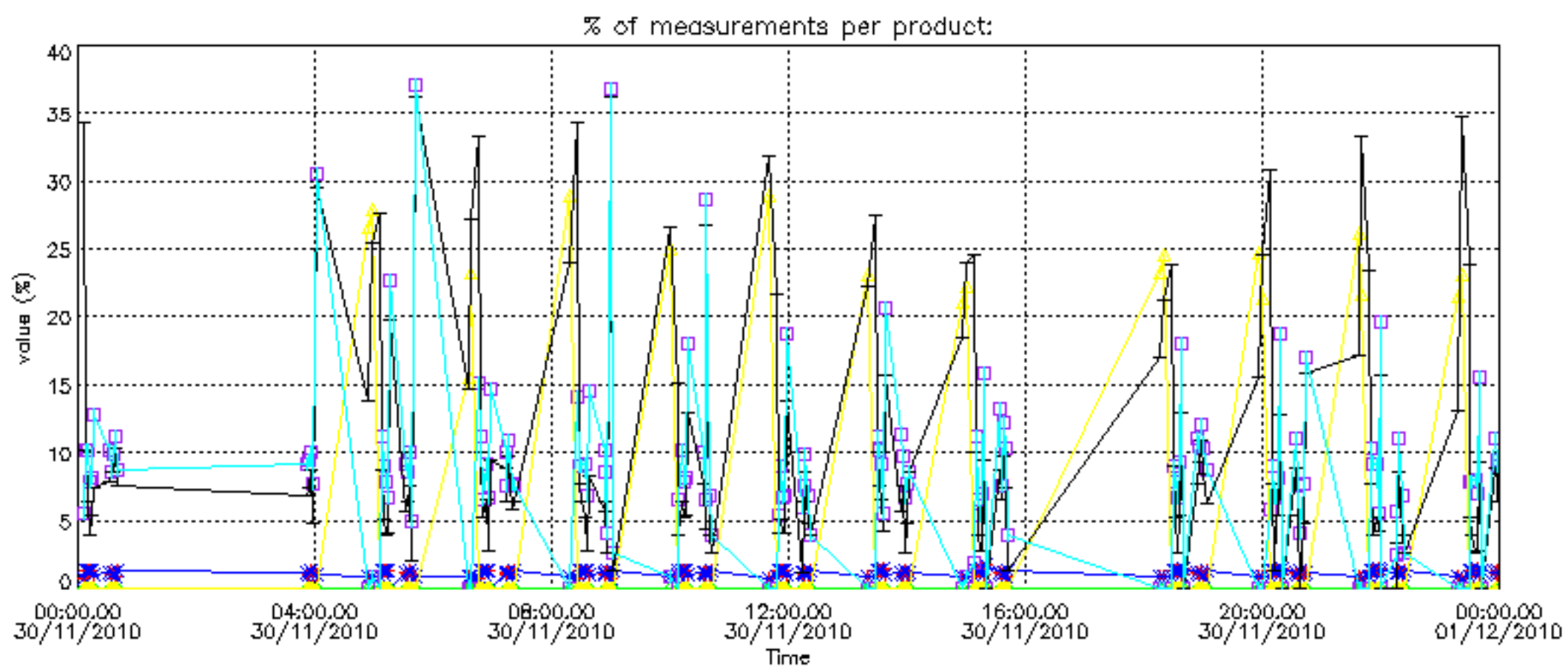
Percentage of flagged data per NO2 profile



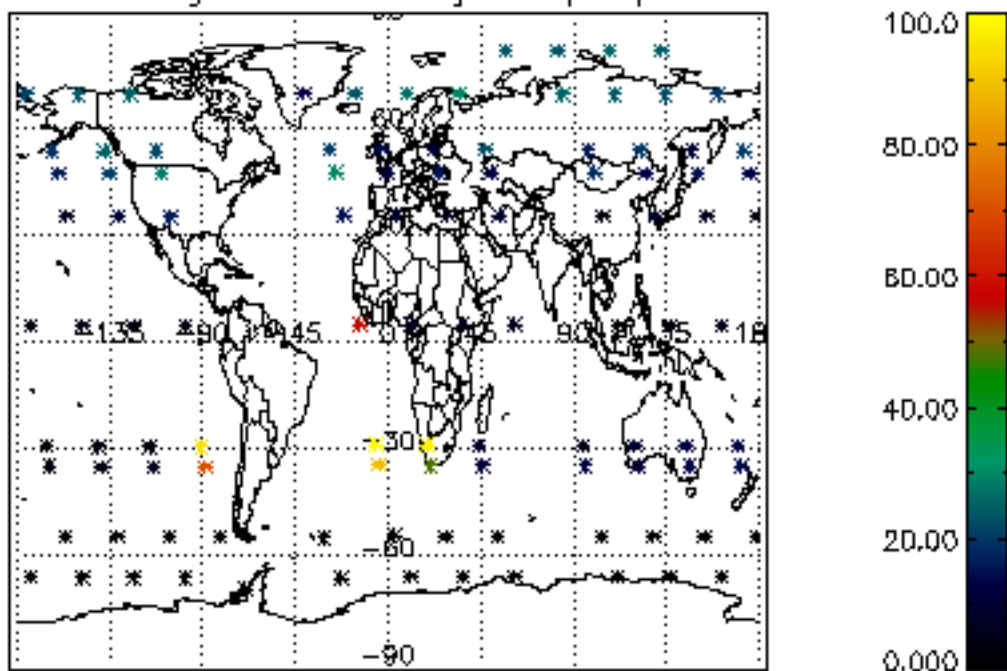
Percentage of flagged data per NO3 profile



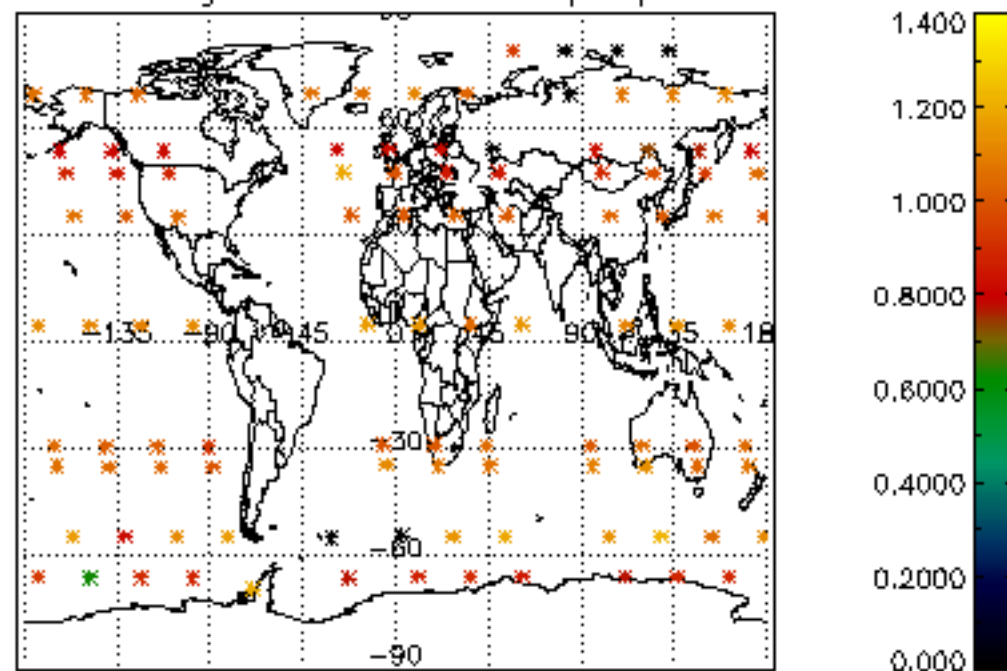




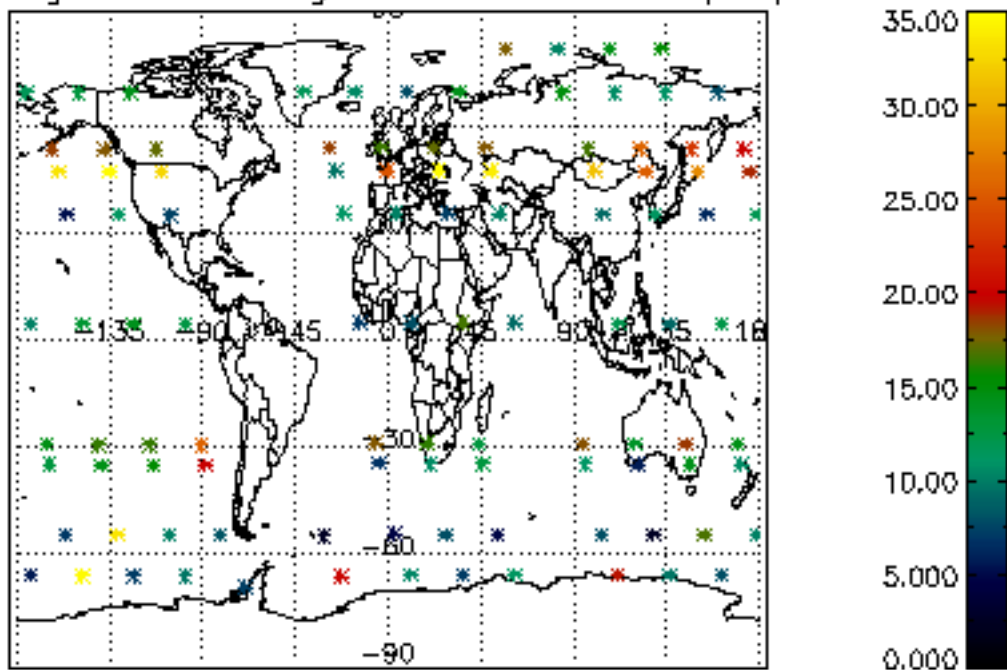
Percentage of cosmic ray hits per profile



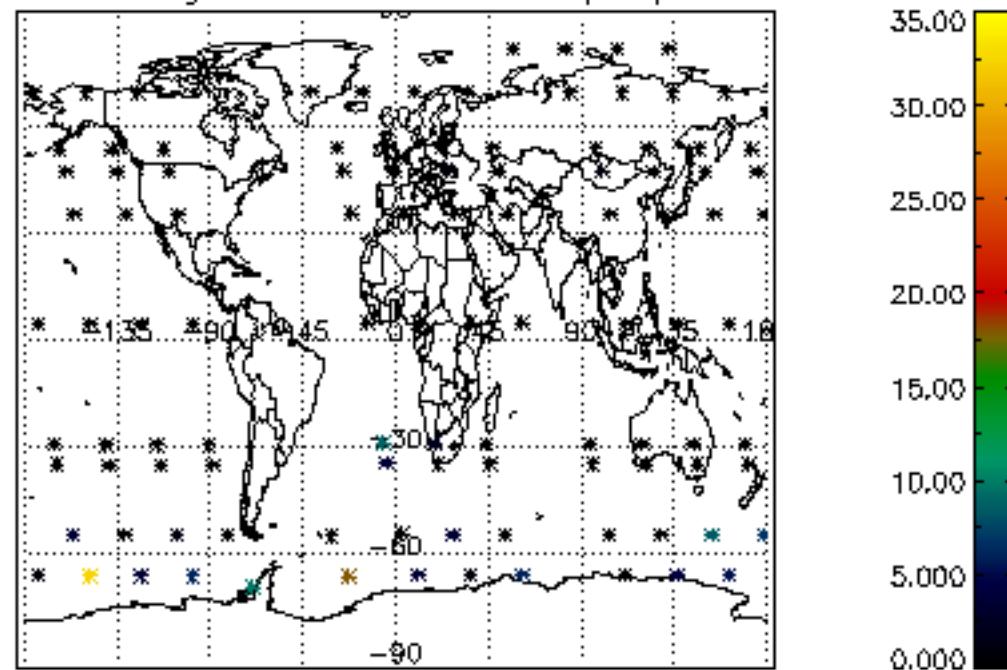
Percentage of datation errors per profile



Percentage of star falling outside central band per profile

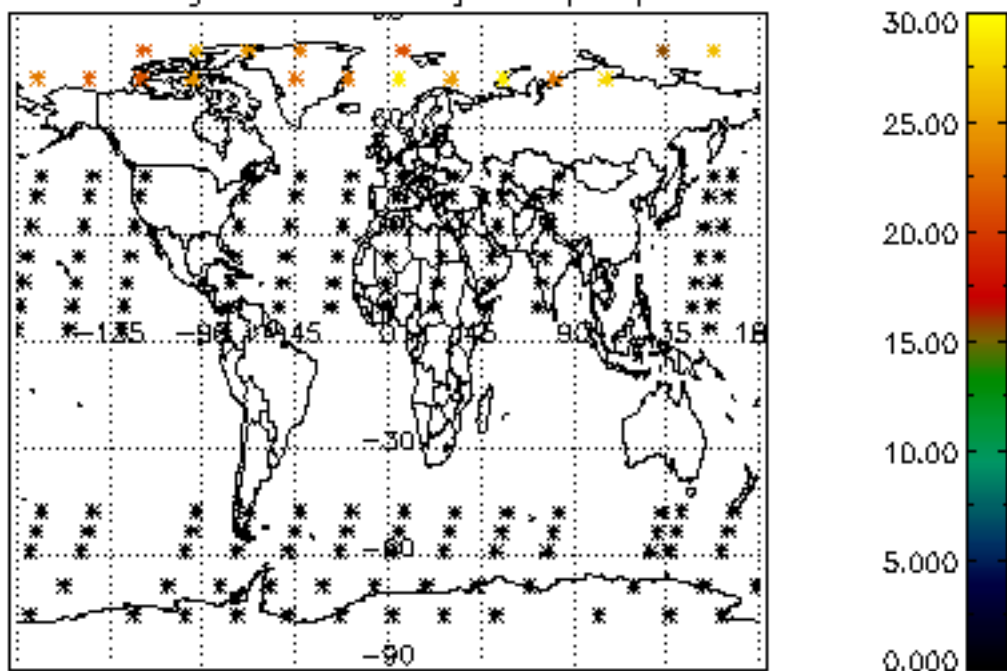


Percentage of saturation errors per profile

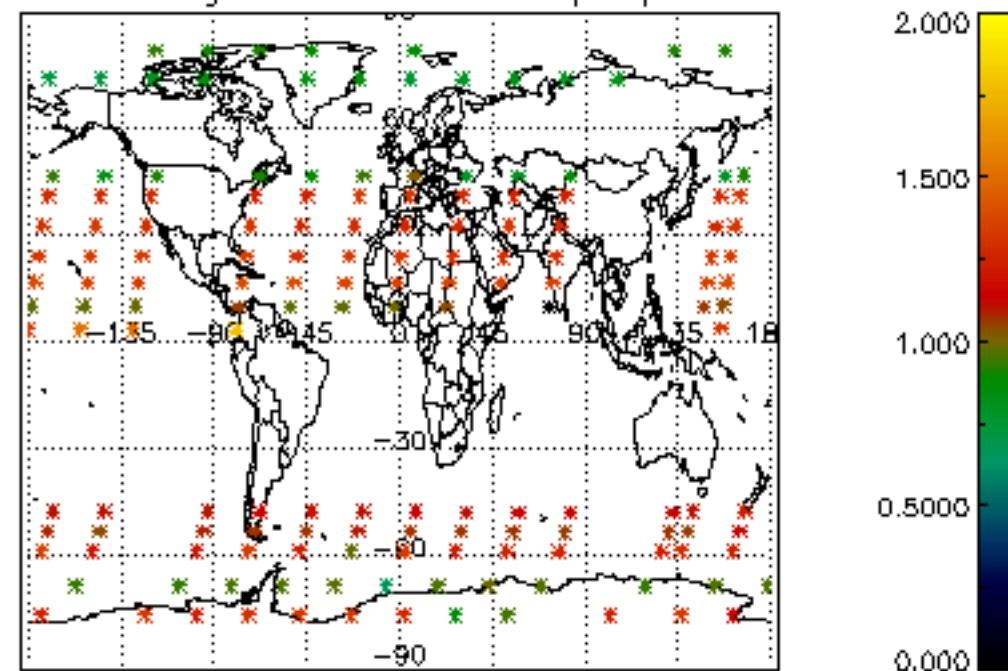




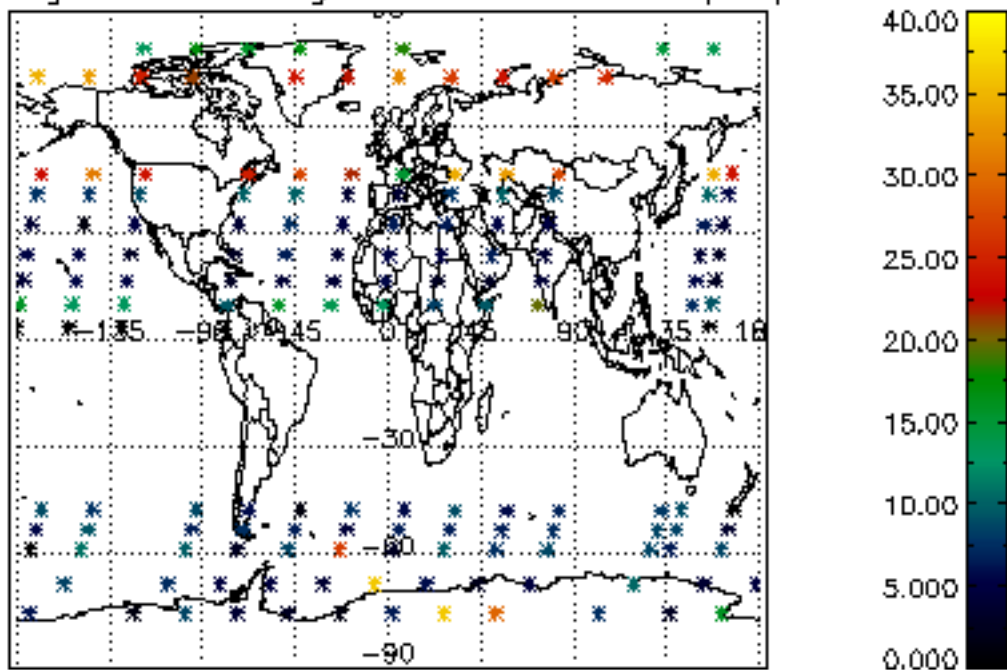
Percentage of cosmic ray hits per profile



Percentage of datation errors per profile



Percentage of star falling outside central band per profile



Percentage of saturation errors per profile

