

# GOMOS Level 2 Daily Report

## SUMMARY

### [1. General Info](#)

### [2. Summary of processed GOM\\_NL\\_2P products](#)

### [3. Level 2 Quality information per product](#)

#### [3.1 Plot of level 2 quality information per product \(time dependant\)](#)

#### [3.2 Plot of level 2 quality information per product \(world map\)](#)

### [4. Level 1 Quality information per product \(stored on level 2 products\)](#)

#### [4.1 Plot of level 1 quality information per product \(time dependant\)](#)

##### [4.1.1 Plot of level 1 quality information per product \(time dependant\): ASCENDING](#)

##### [4.1.2 Plot of level 1 quality information per product \(time dependant\): DESCENDING](#)

#### [4.2 Plot of level 1 quality information per product \(world map\)](#)

##### [4.2.1 Plot of level 1 quality information per product \(world map\): ASCENDING](#)

##### [4.2.2 Plot of level 1 quality information per product \(world map\): DESCENDING](#)

### [5. Ozone profiles based on quality statistics and other trace gas profiles](#)

#### [5.1 Ozone statistics based on quality of products](#)

#### [5.2 Plot ozone profiles for all STD \(dark without errors\)](#)

#### [5.3 Plot ozone profiles where STD < 20% \(dark without errors\)](#)

#### [5.4. Plot ozone profiles where STD < 10% \(dark without errors\)](#)

#### [5.5. Plot ozone profiles where STD < 5% \(dark without errors\)](#)

#### [5.6 Plot NO2 profiles for all STD \(dark without errors\)](#)

#### [5.7 Plot NO3 profiles for all STD \(dark without errors\)](#)

#### [5.8 Plot H2O profiles \(only for occultations of stars 1,2,3,4,13,14,16,26,63 dark without errors\) for all STD](#)

### [6. Auxiliary Data Files used for the production reported in section 2](#)

This report presents the daily analysis on parameters extracted from GOMOS level 2 data (GOM\_NL\_\_2P). It is intended to monitor some important parameters that will impact the quality of these products. A list of level 2 products (and content) that have arrived during the reporting day to the PCF is also given.

Item	Value
Time of report generation	29APR2013 16:18:13
Data source version	GOMOS/6.01
Start time of products	29-11-2010 (29NOV2010 00:00:00)
Stop time of products	30-11-2010 (30NOV2010 00:00:00)
Store outputs in DB	Yes
Nb of level 2 prods	221
Nb of prods with errors	0

## 2. Summary of processed GOM\_NL\_\_2P products.

Nr	Filename	UTC Start time	Limb	Duration	Star Id	Star Name	Star Mag	Star Temp	Nb Meas	Orbit	Prod. error
1	GOM_NL__2PRFIN20101129_082742_000000453097_00036_45740_7100.N1	29-NOV-2010 08:27:42	Dark	45.000	113	Mu Vel	2.6920	5000.0	90	45740	No
2	GOM_NL__2PRFIN20101129_083614_000000503097_00036_45740_7101.N1	29-NOV-2010 08:36:14	Dark	50.000	34	Gam2Vel	1.7930	23000.	100	45740	No
3	GOM_NL__2PRFIN20101129_083754_000000563097_00036_45740_7102.N1	29-NOV-2010 08:37:54	Dark	56.000	70	Zet Pup	2.2460	39000.	112	45740	No
4	GOM_NL__2PRFIN20101129_083945_000000513097_00036_45740_7103.N1	29-NOV-2010 08:39:45	Dark	50.500	2	Alp Car	-0.73600	7000.0	101	45740	No
5	GOM_NL__2PRFIN20101129_084127_000000603097_00036_45740_7104.N1	29-NOV-2010 08:41:27	Dark	60.000	117	Pi Pup	2.7060	3800.0	120	45740	No
6	GOM_NL__2PRFIN20101129_084612_000000473097_00036_45740_7105.N1	29-NOV-2010 08:46:12	Dark	47.000	108	Alp Col	2.6520	15200.	94	45740	No
7	GOM_NL__2PRFIN20101129_085200_000000553097_00036_45740_7106.N1	29-NOV-2010 08:52:00	Straylight	54.500	101	11Alp Lep	2.5820	7000.0	109	45740	No
8	GOM_NL__2PRFIN20101129_085405_000000483097_00036_45740_7107.N1	29-NOV-2010 08:54:05	Straylight	47.500	165	34Gam Eri	2.9500	3200.0	95	45740	No
9	GOM_NL__2PRFIN20101129_085541_000000613097_00036_45740_7108.N1	29-NOV-2010 08:55:41	Straylight	60.500	7	19Bet Ori	0.10000	14000.	121	45740	No
10	GOM_NL__2PRFIN20101129_090347_000000553097_00036_45740_7109.N1	29-NOV-2010 09:03:47	Bright	55.000	13	87Alp Tau	0.86700	3800.0	110	45740	No
11	GOM_NL__2PRFIN20101129_090519_000000393097_00036_45740_7110.N1	29-NOV-2010 09:05:19	Bright	38.500	146	25Eta Tau	2.8730	15200.	77	45740	No
12	GOM_NL__2PRFIN20101129_090742_000000393097_00036_45740_7111.N1	29-NOV-2010 09:07:42	Bright	39.000	150	44Zet Per	2.8900	28000.	78	45740	No
13	GOM_NL__2PRFIN20101129_091008_000000383097_00036_45740_7112.N1	29-NOV-2010 09:10:08	Bright	37.500	149	45Eps Per	2.8880	30000.	75	45740	No
14	GOM_NL__2PRFIN20101129_091208_000000373097_00036_45740_7113.N1	29-NOV-2010 09:12:08	Bright	36.500	175	39Del Per	3.0100	19400.	73	45740	No
15	GOM_NL__2PRFIN20101129_091408_000000503097_00036_45740_7114.N1	29-NOV-2010 09:14:08	Bright	50.000	6	13Alp Aur	0.080000	3400.0	100	45740	No
16	GOM_NL__2PRFIN20101129_093010_000000443097_00036_45740_7115.N1	29-NOV-2010 09:30:10	Bright	44.000	36	50Alp UMa	1.8000	6300.0	88	45740	No
17	GOM_NL__2PRFIN20101129_093146_000000453097_00036_45740_7116.N1	29-NOV-2010 09:31:46	Bright	45.000	82	48Bet UMa	2.3650	10600.	90	45740	No
18	GOM_NL__2PRFIN20101129_093340_000000373097_00036_45740_7117.N1	29-NOV-2010 09:33:40	Bright	37.000	55	79Zet UMa	2.0600	10200.	74	45740	No
19	GOM_NL__2PRFIN20101129_093611_000000533097_00036_45740_7118.N1	29-NOV-2010 09:36:11	Bright	53.000	174	52Psi UMa	3.0040	4400.0	106	45740	No
20	GOM_NL__2PRFIN20101129_093845_000000383097_00036_45740_7119.N1	29-NOV-2010 09:38:45	Bright	38.000	152	12Alp2CVn	2.8900	11000.	76	45740	No
21	GOM_NL__2PRFIN20101129_094801_000000563097_00036_45740_7120.N1	29-NOV-2010 09:48:01	Bright	56.000	62	94Bet Leo	2.1360	9700.0	112	45740	No
22	GOM_NL__2PRFIN20101129_095122_000000433097_00036_45740_7121.N1	29-NOV-2010 09:51:22	Bright	42.500	121	29Gam Vir	2.7400	7200.0	85	45740	No
23	GOM_NL__2PRFIN20101129_095655_000000463097_00036_45740_7122.N1	29-NOV-2010 09:56:55	Twilight_stray	46.000	100	4Gam Crv	2.5800	13100.	92	45740	No
24	GOM_NL__2PRFIN20101129_095830_000000513097_00036_45740_7123.N1	29-NOV-2010 09:58:30	Dark	50.500	171	2Eps Crv	3.0010	4250.0	101	45740	No
25	GOM_NL__2PRFIN20101129_100757_000000433097_00037_45741_7155.N1	29-NOV-2010 10:07:57	Dark	43.000	113	Mu Vel	2.6920	5000.0	86	45741	No
26	GOM_NL__2PRFIN20101129_101629_000000503097_00037_45741_7156.N1	29-NOV-2010 10:16:29	Dark	50.000	34	Gam2Vel	1.7930	23000.	100	45741	No
27	GOM_NL__2PRFIN20101129_101810_000000603097_00037_45741_7157.N1	29-NOV-2010 10:18:10	Dark	60.000	70	Zet Pup	2.2460	39000.	120	45741	No
28	GOM_NL__2PRFIN20101129_102000_000000493097_00037_45741_7158.N1	29-NOV-2010 10:20:00	Dark	48.500	2	Alp Car	-0.73600	7000.0	97	45741	No
29	GOM_NL__2PRFIN20101129_102142_000000653097_00037_45741_7159.N1	29-NOV-2010 10:21:42	Dark	65.000	117	Pi Pup	2.7060	3800.0	130	45741	No
30	GOM_NL__2PRFIN20101129_102626_000000463097_00037_45741_7160.N1	29-NOV-2010 10:26:26	Dark	46.000	108	Alp Col	2.6520	15200.	92	45741	No
31	GOM_NL__2PRFIN20101129_103214_000000533097_00037_45741_7161.N1	29-NOV-2010 10:32:14	Straylight	52.500	101	11Alp Lep	2.5820	7000.0	105	45741	No
32	GOM_NL__2PRFIN20101129_103419_000000473097_00037_45741_7162.N1	29-NOV-2010 10:34:19	Straylight	46.500	165	34Gam Eri	2.9500	3200.0	93	45741	No
33	GOM_NL__2PRFIN20101129_103555_000000613097_00037_45741_7163.N1	29-NOV-2010 10:35:55	Straylight	61.000	7	19Bet Ori	0.10000	14000.	122	45741	No
34	GOM_NL__2PRFIN20101129_104401_000000533097_00037_45741_7164.N1	29-NOV-2010 10:44:01	Bright	53.000	13	87Alp Tau	0.86700	3800.0	106	45741	No
35	GOM_NL__2PRFIN20101129_104533_000000393097_00037_45741_7165.N1	29-NOV-2010 10:45:33	Bright	39.000	146	25Eta Tau	2.8730	15200.	78	45741	No
36	GOM_NL__2PRFIN20101129_104756_000000403097_00037_45741_7166.N1	29-NOV-2010 10:47:56	Bright	39.500	150	44Zet Per	2.8900	28000.	79	45741	No
37	GOM_NL__2PRFIN20101129_105022_000000393097_00037_45741_7167.N1	29-NOV-2010 10:50:22	Bright	38.500	149	45Eps Per	2.8880	30000.	77	45741	No
38	GOM_NL__2PRFIN20101129_105222_000000373097_00037_45741_7168.N1	29-NOV-2010 10:52:22	Bright	37.000	175	39Del Per	3.0100	19400.	74	45741	No
39	GOM_NL__2PRFIN20101129_105421_000000513097_00037_45741_7169.N1	29-NOV-2010 10:54:21	Bright	50.500	6	13Alp Aur	0.080000	3400.0	101	45741	No
40	GOM_NL__2PRFIN20101129_111023_000000473097_00037_45741_7170.N1	29-NOV-2010 11:10:23	Bright	46.500	36	50Alp UMa	1.8000	6300.0	93	45741	No
41	GOM_NL__2PRFIN20101129_111159_000000443097_00037_45741_7171.N1	29-NOV-2010 11:11:59	Bright	44.000	82	48Bet UMa	2.3650	10600.	88	45741	No
42	GOM_NL__2PRFIN20101129_111354_000000373097_00037_45741_7172.N1	29-NOV-2010 11:13:54	Bright	37.000	55	79Zet UMa	2.0600	10200.	74	45741	No

43	GOM_NL__2PRFIN20101129_111625_00000523097_00037_45741_7173.N1	29-NOV-2010 11:16:25	Bright	52.000	174	52Psi UMa	3.0040	4400.0	104	45741	No
44	GOM_NL__2PRFIN20101129_111859_00000383097_00037_45741_7174.N1	29-NOV-2010 11:18:59	Bright	37.500	152	12Alp2CVn	2.8900	11000.	75	45741	No
45	GOM_NL__2PRFIN20101129_112815_00000563097_00037_45741_7175.N1	29-NOV-2010 11:28:15	Bright	55.500	62	94Bet Leo	2.1360	9700.0	111	45741	No
46	GOM_NL__2PRFIN20101129_113137_00000413097_00037_45741_7176.N1	29-NOV-2010 11:31:37	Bright	40.500	121	29Gam Vir	2.7400	7200.0	81	45741	No
47	GOM_NL__2PRFIN20101129_113710_00000453097_00037_45741_7177.N1	29-NOV-2010 11:37:10	Tw_i_and_stray	44.500	100	4Gam Crv	2.5800	13100.	89	45741	No
48	GOM_NL__2PRFIN20101129_113845_00000483097_00037_45741_7178.N1	29-NOV-2010 11:38:45	Dark	47.500	171	2Eps Crv	3.0010	4250.0	95	45741	No
49	GOM_NL__2PRFIN20101129_114812_00000453097_00038_45742_7236.N1	29-NOV-2010 11:48:12	Dark	44.500	113	Mu Vel	2.6920	5000.0	89	45742	No
50	GOM_NL__2PRFIN20101129_115644_00000573097_00038_45742_7237.N1	29-NOV-2010 11:56:44	Dark	56.500	34	Gam2Vel	1.7930	23000.	113	45742	No
51	GOM_NL__2PRFIN20101129_115825_00000553097_00038_45742_7238.N1	29-NOV-2010 11:58:25	Dark	55.000	70	Zet Pup	2.2460	39000.	110	45742	No
52	GOM_NL__2PRFIN20101129_120014_00000533097_00038_45742_7239.N1	29-NOV-2010 12:00:14	Dark	53.000	2	Alp Car	-0.73600	7000.0	106	45742	No
53	GOM_NL__2PRFIN20101129_120157_00000583097_00038_45742_7240.N1	29-NOV-2010 12:01:57	Dark	58.000	117	Pi Pup	2.7060	3800.0	116	45742	No
54	GOM_NL__2PRFIN20101129_120640_00000473097_00038_45742_7241.N1	29-NOV-2010 12:06:40	Dark	47.000	108	Alp Col	2.6520	15200.	94	45742	No
55	GOM_NL__2PRFIN20101129_121228_00000583097_00038_45742_7242.N1	29-NOV-2010 12:12:28	Straylight	57.500	101	11Alp Lep	2.5820	7000.0	115	45742	No
56	GOM_NL__2PRFIN20101129_121433_00000483097_00038_45742_7243.N1	29-NOV-2010 12:14:33	Straylight	48.000	165	34Gam Eri	2.9500	3200.0	96	45742	No
57	GOM_NL__2PRFIN20101129_121609_00000633097_00038_45742_7244.N1	29-NOV-2010 12:16:09	Straylight	62.500	7	19Bet Ori	0.10000	14000.	125	45742	No
58	GOM_NL__2PRFIN20101129_122414_00000633097_00038_45742_7245.N1	29-NOV-2010 12:24:14	Bright	63.000	13	87Alp Tau	0.86700	3800.0	126	45742	No
59	GOM_NL__2PRFIN20101129_122546_00000393097_00038_45742_7246.N1	29-NOV-2010 12:25:46	Bright	39.000	146	25Eta Tau	2.8730	15200.	78	45742	No
60	GOM_NL__2PRFIN20101129_122810_00000373097_00038_45742_7247.N1	29-NOV-2010 12:28:10	Bright	37.000	150	44Zet Per	2.8900	28000.	74	45742	No
61	GOM_NL__2PRFIN20101129_123036_00000373097_00038_45742_7248.N1	29-NOV-2010 12:30:36	Bright	36.500	149	45Eps Per	2.8880	30000.	73	45742	No
62	GOM_NL__2PRFIN20101129_123235_00000363097_00038_45742_7249.N1	29-NOV-2010 12:32:35	Bright	35.500	175	39Del Per	3.0100	19400.	71	45742	No
63	GOM_NL__2PRFIN20101129_123435_00000523097_00038_45742_7250.N1	29-NOV-2010 12:34:35	Bright	52.000	6	13Alp Aur	0.080000	3400.0	104	45742	No
64	GOM_NL__2PRFIN20101129_125037_00000403097_00038_45742_7251.N1	29-NOV-2010 12:50:37	Bright	39.500	36	50Alp UMa	1.8000	6300.0	79	45742	No
65	GOM_NL__2PRFIN20101129_125213_00000453097_00038_45742_7252.N1	29-NOV-2010 12:52:13	Bright	45.000	82	48Bet UMa	2.3650	10600.	90	45742	No
66	GOM_NL__2PRFIN20101129_125408_00000393097_00038_45742_7253.N1	29-NOV-2010 12:54:08	Bright	39.000	55	79Zet UMa	2.0600	10200.	78	45742	No
67	GOM_NL__2PRFIN20101129_125638_00000533097_00038_45742_7254.N1	29-NOV-2010 12:56:38	Bright	52.500	174	52Psi UMa	3.0040	4400.0	105	45742	No
68	GOM_NL__2PRFIN20101129_125913_00000393097_00038_45742_7255.N1	29-NOV-2010 12:59:13	Bright	38.500	152	12Alp2CVn	2.8900	11000.	77	45742	No
69	GOM_NL__2PRFIN20101129_130830_00000563097_00038_45742_7256.N1	29-NOV-2010 13:08:30	Bright	56.000	62	94Bet Leo	2.1360	9700.0	112	45742	No
70	GOM_NL__2PRFIN20101129_131151_00000433097_00038_45742_7257.N1	29-NOV-2010 13:11:51	Bright	42.500	121	29Gam Vir	2.7400	7200.0	85	45742	No
71	GOM_NL__2PRFIN20101129_131725_00000463097_00038_45742_7258.N1	29-NOV-2010 13:17:25	Tw_i_and_stray	46.000	100	4Gam Crv	2.5800	13100.	92	45742	No
72	GOM_NL__2PRFIN20101129_131900_00000493097_00038_45742_7259.N1	29-NOV-2010 13:19:00	Dark	48.500	171	2Eps Crv	3.0010	4250.0	97	45742	No
73	GOM_NL__2PRFIN20101129_132827_00000443097_00039_45743_7285.N1	29-NOV-2010 13:28:27	Dark	44.000	113	Mu Vel	2.6920	5000.0	88	45743	No
74	GOM_NL__2PRFIN20101129_133659_00000503097_00039_45743_7286.N1	29-NOV-2010 13:36:59	Dark	49.500	34	Gam2Vel	1.7930	23000.	99	45743	No
75	GOM_NL__2PRFIN20101129_133840_00000553097_00039_45743_7287.N1	29-NOV-2010 13:38:40	Dark	54.500	70	Zet Pup	2.2460	39000.	109	45743	No
76	GOM_NL__2PRFIN20101129_134029_00000513097_00039_45743_7288.N1	29-NOV-2010 13:40:29	Dark	51.000	2	Alp Car	-0.73600	7000.0	102	45743	No
77	GOM_NL__2PRFIN20101129_134211_00000663097_00039_45743_7289.N1	29-NOV-2010 13:42:11	Dark	65.500	117	Pi Pup	2.7060	3800.0	131	45743	No
78	GOM_NL__2PRFIN20101129_134655_00000453097_00039_45743_7290.N1	29-NOV-2010 13:46:55	Dark	44.500	108	Alp Col	2.6520	15200.	89	45743	No
79	GOM_NL__2PRFIN20101129_135242_00000533097_00039_45743_7291.N1	29-NOV-2010 13:52:42	Straylight	53.000	101	11Alp Lep	2.5820	7000.0	106	45743	No
80	GOM_NL__2PRFIN20101129_135447_00000493097_00039_45743_7292.N1	29-NOV-2010 13:54:47	Straylight	49.000	165	34Gam Eri	2.9500	3200.0	98	45743	No
81	GOM_NL__2PRFIN20101129_135623_00000613097_00039_45743_7293.N1	29-NOV-2010 13:56:23	Straylight	61.000	7	19Bet Ori	0.10000	14000.	122	45743	No
82	GOM_NL__2PRFIN20101129_140428_00000583097_00039_45743_7294.N1	29-NOV-2010 14:04:28	Bright	57.500	13	87Alp Tau	0.86700	3800.0	115	45743	No
83	GOM_NL__2PRFIN20101129_140600_00000403097_00039_45743_7295.N1	29-NOV-2010 14:06:00	Bright	40.000	146	25Eta Tau	2.8730	15200.	80	45743	No
84	GOM_NL__2PRFIN20101129_140823_00000393097_00039_45743_7296.N1	29-NOV-2010 14:08:23	Bright	39.000	150	44Zet Per	2.8900	28000.	78	45743	No
85	GOM_NL__2PRFIN20101129_141049_00000373097_00039_45743_7297.N1	29-NOV-2010 14:10:49	Bright	37.000	149	45Eps Per	2.8880	30000.	74	45743	No
86	GOM_NL__2PRFIN20101129_141249_00000373097_00039_45743_7298.N1	29-NOV-2010 14:12:49	Bright	37.000	175	39Del Per	3.0100	19400.	74	45743	No
87	GOM_NL__2PRFIN20101129_141448_00000493097_00039_45743_7299.N1	29-NOV-2010 14:14:48	Bright	48.500	6	13Alp Aur	0.080000	3400.0	97	45743	No
88	GOM_NL__2PRFIN20101129_143050_00000443097_00039_45743_7300.N1	29-NOV-2010 14:30:50	Bright	44.000	36	50Alp UMa	1.8000	6300.0	88	45743	No
89	GOM_NL__2PRFIN20101129_143227_00000493097_00039_45743_7301.N1	29-NOV-2010 14:32:27	Bright	49.000	82	48Bet UMa	2.3650	10600.	98	45743	No
90	GOM_NL__2PRFIN20101129_143422_00000393097_00039_45743_7302.N1	29-NOV-2010 14:34:22	Bright	38.500	55	79Zet UMa	2.0600	10200.	77	45743	No
91	GOM_NL__2PRFIN20101129_143652_00000523097_00039_45743_7303.N1	29-NOV-2010 14:36:52	Bright	52.000	174	52Psi UMa	3.0040	4400.0	104	45743	No
92	GOM_NL__2PRFIN20101129_143927_00000373097_00039_45743_7304.N1	29-NOV-2010 14:39:27	Bright	37.000	152	12Alp2CVn	2.8900	11000.	74	45743	No
93	GOM_NL__2PRFIN20101129_144845_00000553097_00039_45743_7305.N1	29-NOV-2010 14:48:45	Bright	54.500	62	94Bet Leo	2.1360	9700.0	109	45743	No
94	GOM_NL__2PRFIN20101129_145206_00000433097_00039_45743_7306.N1	29-NOV-2010 14:52:06	Bright	43.000	121	29Gam Vir	2.7400	7200.0	86	45743	No
95	GOM_NL__2PRFIN20101129_145740_00000453097_00039_45743_7307.N1	29-NOV-2010 14:57:40	Tw_i_and_stray	44.500	100	4Gam Crv	2.5800	13100.	89	45743	No
96	GOM_NL__2PRFIN20101129_145915_00000473097_00039_45743_7308.N1	29-NOV-2010 14:59:15	Dark	46.500	171	2Eps Crv	3.0010	4250.0	93	45743	No
97	GOM_NL__2PRFIN20101129_150842_00000443097_00040_45744_7354.N1	29-NOV-2010 15:08:42	Dark	43.500	113	Mu Vel	2.6920	5000.0	87	45744	No
98	GOM_NL__2PRFIN20101129_151714_00000493097_00040_45744_7355.N1	29-NOV-2010 15:17:14	Dark	49.000	34	Gam2Vel	1.7930	23000.	98	45744	No
99	GOM_NL__2PRFIN20101129_151855_00000553097_00040_45744_7356.N1	29-NOV-2010 15:18:55	Dark	55.000	70	Zet Pup	2.2460	39000.	110	45744	No
100	GOM_NL__2PRFIN20101129_152043_00000523097_00040_45744_7357.N1	29-NOV-2010 15:20:43	Dark	52.000	2	Alp Car	-0.73600	7000.0	104	45744	No
101	GOM_NL__2PRFIN20101129_152226_00000623097_00040_45744_7358.N1	29-NOV-2010 15:22:26	Dark	61.500	117	Pi Pup	2.7060	3800.0	123	45744	No

102	GOM_NL__2PRFIN20101129_152709_000000503097_00040_45744_7359.N1	29-NOV-2010 15:27:09	Dark	50.000	108	Alp Col	2.6520	15200.	100	45744	No
103	GOM_NL__2PRFIN20101129_153256_000000583097_00040_45744_7360.N1	29-NOV-2010 15:32:56	Straylight	58.000	101	11Alp Lep	2.5820	7000.0	116	45744	No
104	GOM_NL__2PRFIN20101129_153501_000000443097_00040_45744_7361.N1	29-NOV-2010 15:35:01	Straylight	43.500	165	34Gam Eri	2.9500	3200.0	87	45744	No
105	GOM_NL__2PRFIN20101129_153637_000000703097_00040_45744_7362.N1	29-NOV-2010 15:36:37	Straylight	70.000	7	19Bet Ori	0.10000	14000.	140	45744	No
106	GOM_NL__2PRFIN20101129_154442_000000643097_00040_45744_7363.N1	29-NOV-2010 15:44:42	Bright	64.000	13	87Alp Tau	0.86700	3800.0	128	45744	No
107	GOM_NL__2PRFIN20101129_154614_000000403097_00040_45744_7364.N1	29-NOV-2010 15:46:14	Bright	39.500	146	25Eta Tau	2.8730	15200.	79	45744	No
108	GOM_NL__2PRFIN20101129_154837_000000403097_00040_45744_7365.N1	29-NOV-2010 15:48:37	Bright	40.000	150	44Zet Per	2.8900	28000.	80	45744	No
109	GOM_NL__2PRFIN20101129_155103_000000393097_00040_45744_7366.N1	29-NOV-2010 15:51:03	Bright	39.000	149	45Eps Per	2.8880	30000.	78	45744	No
110	GOM_NL__2PRFIN20101129_155303_000000383097_00040_45744_7367.N1	29-NOV-2010 15:53:03	Bright	37.500	175	39Del Per	3.0100	19400.	75	45744	No
111	GOM_NL__2PRFIN20101129_155501_000000503097_00040_45744_7368.N1	29-NOV-2010 15:55:01	Bright	49.500	6	13Alp Aur	0.080000	3400.0	99	45744	No
112	GOM_NL__2PRFIN20101129_161104_000000473097_00040_45744_7369.N1	29-NOV-2010 16:11:04	Bright	46.500	36	50Alp UMa	1.8000	6300.0	93	45744	No
113	GOM_NL__2PRFIN20101129_161240_000000433097_00040_45744_7370.N1	29-NOV-2010 16:12:40	Bright	43.000	82	48Bet UMa	2.3650	10600.	86	45744	No
114	GOM_NL__2PRFIN20101129_161436_000000393097_00040_45744_7371.N1	29-NOV-2010 16:14:36	Bright	38.500	55	79Zet UMa	2.0600	10200.	77	45744	No
115	GOM_NL__2PRFIN20101129_161706_000000513097_00040_45744_7372.N1	29-NOV-2010 16:17:06	Bright	50.500	174	52Psi UMa	3.0040	4400.0	101	45744	No
116	GOM_NL__2PRFIN20101129_161941_000000383097_00040_45744_7373.N1	29-NOV-2010 16:19:41	Bright	37.500	152	12Alp2CVn	2.8900	11000.	75	45744	No
117	GOM_NL__2PRFIN20101129_162859_000000563097_00040_45744_7374.N1	29-NOV-2010 16:28:59	Bright	55.500	62	94Bet Leo	2.1360	9700.0	111	45744	No
118	GOM_NL__2PRFIN20101129_163220_000000613097_00040_45744_7375.N1	29-NOV-2010 16:32:20	Bright	61.000	121	29Gam Vir	2.7400	7200.0	122	45744	No
119	GOM_NL__2PRFIN20101129_163754_000000453097_00040_45744_7376.N1	29-NOV-2010 16:37:54	Tw_i_and_stray	45.000	100	4Gam Crv	2.5800	13100.	90	45744	No
120	GOM_NL__2PRFIN20101129_163929_000000503097_00040_45744_7377.N1	29-NOV-2010 16:39:29	Dark	50.000	171	2Eps Crv	3.0010	4250.0	100	45744	No
121	GOM_NL__2PRFIN20101129_164856_000000453097_00041_45745_7395.N1	29-NOV-2010 16:48:56	Dark	45.000	113	Mu Vel	2.6920	5000.0	90	45745	No
122	GOM_NL__2PRFIN20101129_165729_000000483097_00041_45745_7396.N1	29-NOV-2010 16:57:29	Dark	48.000	34	Gam2Vel	1.7930	23000.	96	45745	No
123	GOM_NL__2PRFIN20101129_165910_000000553097_00041_45745_7397.N1	29-NOV-2010 16:59:10	Dark	55.000	70	Zet Pup	2.2460	39000.	110	45745	No
124	GOM_NL__2PRFIN20101129_170058_000000593097_00041_45745_7398.N1	29-NOV-2010 17:00:58	Dark	59.000	2	Alp Car	-0.73600	7000.0	118	45745	No
125	GOM_NL__2PRFIN20101129_170241_000000633097_00041_45745_7399.N1	29-NOV-2010 17:02:41	Dark	62.500	117	Pi Pup	2.7060	3800.0	125	45745	No
126	GOM_NL__2PRFIN20101129_170724_000000493097_00041_45745_7400.N1	29-NOV-2010 17:07:24	Dark	48.500	108	Alp Col	2.6520	15200.	97	45745	No
127	GOM_NL__2PRFIN20101129_171311_000000593097_00041_45745_7401.N1	29-NOV-2010 17:13:11	Straylight	58.500	101	11Alp Lep	2.5820	7000.0	117	45745	No
128	GOM_NL__2PRFIN20101129_171516_000000483097_00041_45745_7402.N1	29-NOV-2010 17:15:16	Straylight	48.000	165	34Gam Eri	2.9500	3200.0	96	45745	No
129	GOM_NL__2PRFIN20101129_171651_000000703097_00041_45745_7403.N1	29-NOV-2010 17:16:51	Straylight	70.000	7	19Bet Ori	0.10000	14000.	140	45745	No
130	GOM_NL__2PRFIN20101129_172455_000000583097_00041_45745_7404.N1	29-NOV-2010 17:24:55	Bright	57.500	13	87Alp Tau	0.86700	3800.0	115	45745	No
131	GOM_NL__2PRFIN20101129_172628_000000383097_00041_45745_7405.N1	29-NOV-2010 17:26:28	Bright	38.000	146	25Eta Tau	2.8730	15200.	76	45745	No
132	GOM_NL__2PRFIN20101129_172851_000000403097_00041_45745_7406.N1	29-NOV-2010 17:28:51	Bright	39.500	150	44Zet Per	2.8900	28000.	79	45745	No
133	GOM_NL__2PRFIN20101129_173117_000000373097_00041_45745_7407.N1	29-NOV-2010 17:31:17	Bright	37.000	149	45Eps Per	2.8880	30000.	74	45745	No
134	GOM_NL__2PRFIN20101129_173317_000000383097_00041_45745_7408.N1	29-NOV-2010 17:33:17	Bright	37.500	175	39Del Per	3.0100	19400.	75	45745	No
135	GOM_NL__2PRFIN20101129_173515_000000513097_00041_45745_7409.N1	29-NOV-2010 17:35:15	Bright	51.000	6	13Alp Aur	0.080000	3400.0	102	45745	No
136	GOM_NL__2PRFIN20101129_175118_000000473097_00041_45745_7410.N1	29-NOV-2010 17:51:18	Bright	47.000	36	50Alp UMa	1.8000	6300.0	94	45745	No
137	GOM_NL__2PRFIN20101129_175254_000000463097_00041_45745_7411.N1	29-NOV-2010 17:52:54	Bright	45.500	82	48Bet UMa	2.3650	10600.	91	45745	No
138	GOM_NL__2PRFIN20101129_175450_000000363097_00041_45745_7412.N1	29-NOV-2010 17:54:50	Bright	36.000	55	79Zet UMa	2.0600	10200.	72	45745	No
139	GOM_NL__2PRFIN20101129_175720_000000533097_00041_45745_7413.N1	29-NOV-2010 17:57:20	Bright	52.500	174	52Psi UMa	3.0040	4400.0	105	45745	No
140	GOM_NL__2PRFIN20101129_175955_000000393097_00041_45745_7414.N1	29-NOV-2010 17:59:55	Bright	39.000	152	12Alp2CVn	2.8900	11000.	78	45745	No
141	GOM_NL__2PRFIN20101129_180914_000000563097_00041_45745_7415.N1	29-NOV-2010 18:09:14	Bright	56.000	62	94Bet Leo	2.1360	9700.0	112	45745	No
142	GOM_NL__2PRFIN20101129_181235_000000443097_00041_45745_7416.N1	29-NOV-2010 18:12:35	Bright	43.500	121	29Gam Vir	2.7400	7200.0	87	45745	No
143	GOM_NL__2PRFIN20101129_181809_000000483097_00041_45745_7417.N1	29-NOV-2010 18:18:09	Twilight	47.500	100	4Gam Crv	2.5800	13100.	95	45745	No
144	GOM_NL__2PRFIN20101129_181944_000000503097_00041_45745_7418.N1	29-NOV-2010 18:19:44	Dark	49.500	171	2Eps Crv	3.0010	4250.0	99	45745	No
145	GOM_NL__2PRFIN20101129_182911_000000483097_00042_45746_7447.N1	29-NOV-2010 18:29:11	Dark	47.500	113	Mu Vel	2.6920	5000.0	95	45746	No
146	GOM_NL__2PRFIN20101129_183744_000000493097_00042_45746_7448.N1	29-NOV-2010 18:37:44	Dark	48.500	34	Gam2Vel	1.7930	23000.	97	45746	No
147	GOM_NL__2PRFIN20101129_183925_000000573097_00042_45746_7449.N1	29-NOV-2010 18:39:25	Dark	56.500	70	Zet Pup	2.2460	39000.	113	45746	No
148	GOM_NL__2PRFIN20101129_184113_000000593097_00042_45746_7450.N1	29-NOV-2010 18:41:13	Dark	59.000	2	Alp Car	-0.73600	7000.0	118	45746	No
149	GOM_NL__2PRFIN20101129_184256_000000663097_00042_45746_7451.N1	29-NOV-2010 18:42:56	Dark	65.500	117	Pi Pup	2.7060	3800.0	131	45746	No
150	GOM_NL__2PRFIN20101129_184738_000000493097_00042_45746_7452.N1	29-NOV-2010 18:47:38	Dark	49.000	108	Alp Col	2.6520	15200.	98	45746	No
151	GOM_NL__2PRFIN20101129_185325_000000543097_00042_45746_7453.N1	29-NOV-2010 18:53:25	Straylight	53.500	101	11Alp Lep	2.5820	7000.0	107	45746	No
152	GOM_NL__2PRFIN20101129_185530_000000463097_00042_45746_7454.N1	29-NOV-2010 18:55:30	Straylight	45.500	165	34Gam Eri	2.9500	3200.0	91	45746	No
153	GOM_NL__2PRFIN20101129_185705_000000633097_00042_45746_7455.N1	29-NOV-2010 18:57:05	Straylight	62.500	7	19Bet Ori	0.10000	14000.	125	45746	No
154	GOM_NL__2PRFIN20101129_190509_000000613097_00042_45746_7456.N1	29-NOV-2010 19:05:09	Bright	61.000	13	87Alp Tau	0.86700	3800.0	122	45746	No
155	GOM_NL__2PRFIN20101129_190642_000000403097_00042_45746_7457.N1	29-NOV-2010 19:06:42	Bright	39.500	146	25Eta Tau	2.8730	15200.	79	45746	No
156	GOM_NL__2PRFIN20101129_190905_000000403097_00042_45746_7458.N1	29-NOV-2010 19:09:05	Bright	40.000	150	44Zet Per	2.8900	28000.	80	45746	No
157	GOM_NL__2PRFIN20101129_191131_000000393097_00042_45746_7459.N1	29-NOV-2010 19:11:31	Bright	39.000	149	45Eps Per	2.8880	30000.	78	45746	No
158	GOM_NL__2PRFIN20101129_191331_000000373097_00042_45746_7460.N1	29-NOV-2010 19:13:31	Bright	37.000	175	39Del Per	3.0100	19400.	74	45746	No
159	GOM_NL__2PRFIN20101129_191528_000000503097_00042_45746_7461.N1	29-NOV-2010 19:15:28	Bright	50.000	6	13Alp Aur	0.080000	3400.0	100	45746	No
160	GOM_NL__2PRFIN20101129_193132_000000473097_00042_45746_7462.N1	29-NOV-2010 19:31:32	Bright	46.500	36	50Alp UMa	1.8000	6300.0	93	45746	No

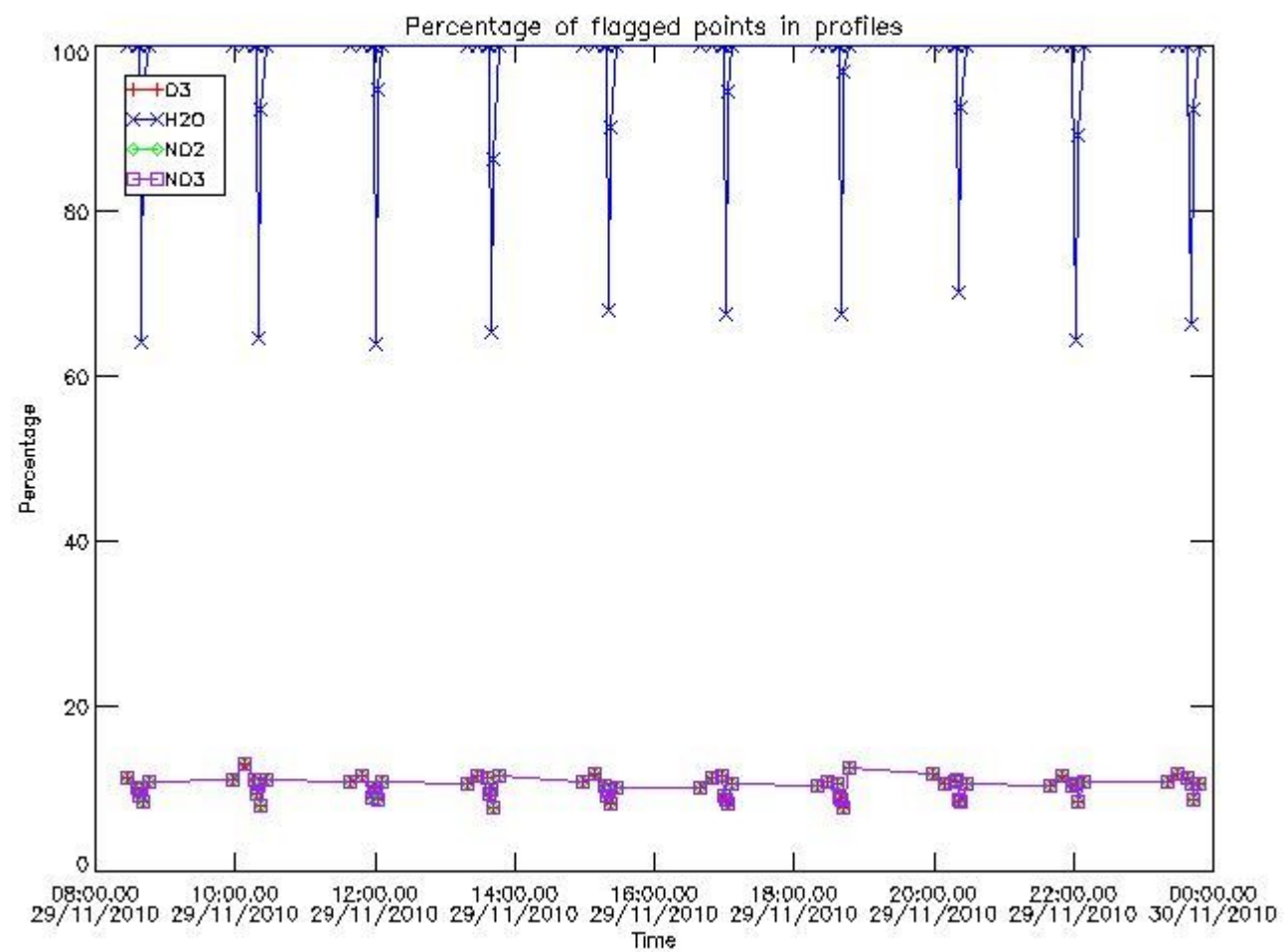
161	GOM_NL__2PRFIN20101129_193308_000000453097_00042_45746_7463.N1	29-NOV-2010 19:33:08	Bright	45.000	82	48Bet UMa	2.3650	10600.	90	45746	No
162	GOM_NL__2PRFIN20101129_193504_000000393097_00042_45746_7464.N1	29-NOV-2010 19:35:04	Bright	39.000	55	79Zet UMa	2.0600	10200.	78	45746	No
163	GOM_NL__2PRFIN20101129_193734_000000513097_00042_45746_7465.N1	29-NOV-2010 19:37:34	Bright	50.500	174	52Psi UMa	3.0040	4400.0	101	45746	No
164	GOM_NL__2PRFIN20101129_194009_000000403097_00042_45746_7466.N1	29-NOV-2010 19:40:09	Bright	39.500	152	12Alp2CVn	2.8900	11000.	79	45746	No
165	GOM_NL__2PRFIN20101129_194929_000000573097_00042_45746_7467.N1	29-NOV-2010 19:49:29	Bright	57.000	62	94Bet Leo	2.1360	9700.0	114	45746	No
166	GOM_NL__2PRFIN20101129_195249_000000603097_00042_45746_7468.N1	29-NOV-2010 19:52:49	Bright	59.500	121	29Gam Vir	2.7400	7200.0	119	45746	No
167	GOM_NL__2PRFIN20101129_195824_000000473097_00042_45746_7469.N1	29-NOV-2010 19:58:24	Twilight	47.000	100	4Gam Crv	2.5800	13100.	94	45746	No
168	GOM_NL__2PRFIN20101129_195959_000000483097_00042_45746_7470.N1	29-NOV-2010 19:59:59	Dark	47.500	171	2Eps Crv	3.0010	4250.0	95	45746	No
169	GOM_NL__2PRFIN20101129_200926_000000483097_00043_45747_7498.N1	29-NOV-2010 20:09:26	Dark	48.000	113	Mu Vel	2.6920	5000.0	96	45747	No
170	GOM_NL__2PRFIN20101129_201759_000000523097_00043_45747_7499.N1	29-NOV-2010 20:17:59	Dark	51.500	34	Gam2Vel	1.7930	23000.	103	45747	No
171	GOM_NL__2PRFIN20101129_201940_000000593097_00043_45747_7500.N1	29-NOV-2010 20:19:40	Dark	59.000	70	Zet Pup	2.2460	39000.	118	45747	No
172	GOM_NL__2PRFIN20101129_202127_000000593097_00043_45747_7501.N1	29-NOV-2010 20:21:27	Dark	59.000	2	Alp Car	-0.73600	7000.0	118	45747	No
173	GOM_NL__2PRFIN20101129_202311_000000613097_00043_45747_7502.N1	29-NOV-2010 20:23:11	Dark	60.500	117	Pi Pup	2.7060	3800.0	121	45747	No
174	GOM_NL__2PRFIN20101129_202753_000000493097_00043_45747_7503.N1	29-NOV-2010 20:27:53	Dark	48.500	108	Alp Col	2.6520	15200.	97	45747	No
175	GOM_NL__2PRFIN20101129_203339_000000563097_00043_45747_7504.N1	29-NOV-2010 20:33:39	Straylight	56.000	101	11Alp Lep	2.5820	7000.0	112	45747	No
176	GOM_NL__2PRFIN20101129_203548_000000433097_00043_45747_7505.N1	29-NOV-2010 20:35:48	Straylight	43.000	165	34Gam Eri	2.9500	3200.0	86	45747	No
177	GOM_NL__2PRFIN20101129_203719_000000613097_00043_45747_7506.N1	29-NOV-2010 20:37:19	Straylight	61.000	7	19Bet Ori	0.10000	14000.	122	45747	No
178	GOM_NL__2PRFIN20101129_204523_000000553097_00043_45747_7507.N1	29-NOV-2010 20:45:23	Bright	55.000	13	87Alp Tau	0.86700	3800.0	110	45747	No
179	GOM_NL__2PRFIN20101129_204656_000000393097_00043_45747_7508.N1	29-NOV-2010 20:46:56	Bright	39.000	146	25Eta Tau	2.8730	15200.	78	45747	No
180	GOM_NL__2PRFIN20101129_204918_000000403097_00043_45747_7509.N1	29-NOV-2010 20:49:18	Bright	39.500	150	44Zet Per	2.8900	28000.	79	45747	No
181	GOM_NL__2PRFIN20101129_205144_000000393097_00043_45747_7510.N1	29-NOV-2010 20:51:44	Bright	38.500	149	45Eps Per	2.8880	30000.	77	45747	No
182	GOM_NL__2PRFIN20101129_205344_000000383097_00043_45747_7511.N1	29-NOV-2010 20:53:44	Bright	37.500	175	39Del Per	3.0100	19400.	75	45747	No
183	GOM_NL__2PRFIN20101129_205542_000000483097_00043_45747_7512.N1	29-NOV-2010 20:55:42	Bright	47.500	6	13Alp Aur	0.080000	3400.0	95	45747	No
184	GOM_NL__2PRFIN20101129_211145_000000463097_00043_45747_7513.N1	29-NOV-2010 21:11:45	Bright	46.000	36	50Alp UMa	1.8000	6300.0	92	45747	No
185	GOM_NL__2PRFIN20101129_211321_000000453097_00043_45747_7514.N1	29-NOV-2010 21:13:21	Bright	45.000	82	48Bet UMa	2.3650	10600.	90	45747	No
186	GOM_NL__2PRFIN20101129_211518_000000373097_00043_45747_7515.N1	29-NOV-2010 21:15:18	Bright	36.500	55	79Zet UMa	2.0600	10200.	73	45747	No
187	GOM_NL__2PRFIN20101129_211747_000000533097_00043_45747_7516.N1	29-NOV-2010 21:17:47	Bright	52.500	174	52Psi UMa	3.0040	4400.0	105	45747	No
188	GOM_NL__2PRFIN20101129_212024_000000403097_00043_45747_7517.N1	29-NOV-2010 21:20:24	Bright	40.000	152	12Alp2CVn	2.8900	11000.	80	45747	No
189	GOM_NL__2PRFIN20101129_212943_000000543097_00043_45747_7518.N1	29-NOV-2010 21:29:43	Bright	54.000	62	94Bet Leo	2.1360	9700.0	108	45747	No
190	GOM_NL__2PRFIN20101129_213304_000000433097_00043_45747_7519.N1	29-NOV-2010 21:33:04	Bright	43.000	121	29Gam Vir	2.7400	7200.0	86	45747	No
191	GOM_NL__2PRFIN20101129_213839_000000463097_00043_45747_7520.N1	29-NOV-2010 21:38:39	Twilight	45.500	100	4Gam Crv	2.5800	13100.	91	45747	No
192	GOM_NL__2PRFIN20101129_214014_000000503097_00043_45747_7521.N1	29-NOV-2010 21:40:14	Dark	49.500	171	2Eps Crv	3.0010	4250.0	99	45747	No
193	GOM_NL__2PRFIN20101129_214941_000000453097_00044_45748_7548.N1	29-NOV-2010 21:49:41	Dark	44.500	113	Mu Vel	2.6920	5000.0	89	45748	No
194	GOM_NL__2PRFIN20101129_215814_000000503097_00044_45748_7549.N1	29-NOV-2010 21:58:14	Dark	49.500	34	Gam2Vel	1.7930	23000.	99	45748	No
195	GOM_NL__2PRFIN20101129_220142_000000483097_00044_45748_7550.N1	29-NOV-2010 22:01:42	Dark	48.000	2	Alp Car	-0.73600	7000.0	96	45748	No
196	GOM_NL__2PRFIN20101129_220326_000000613097_00044_45748_7551.N1	29-NOV-2010 22:03:26	Dark	61.000	117	Pi Pup	2.7060	3800.0	122	45748	No
197	GOM_NL__2PRFIN20101129_220807_000000473097_00044_45748_7552.N1	29-NOV-2010 22:08:07	Dark	46.500	108	Alp Col	2.6520	15200.	93	45748	No
198	GOM_NL__2PRFIN20101129_221353_000000563097_00044_45748_7553.N1	29-NOV-2010 22:13:53	Straylight	55.500	101	11Alp Lep	2.5820	7000.0	111	45748	No
199	GOM_NL__2PRFIN20101129_221733_000000633097_00044_45748_7554.N1	29-NOV-2010 22:17:33	Straylight	63.000	7	19Bet Ori	0.10000	14000.	126	45748	No
200	GOM_NL__2PRFIN20101129_222536_000000643097_00044_45748_7555.N1	29-NOV-2010 22:25:36	Bright	64.000	13	87Alp Tau	0.86700	3800.0	128	45748	No
201	GOM_NL__2PRFIN20101129_222710_000000373097_00044_45748_7556.N1	29-NOV-2010 22:27:10	Bright	37.000	146	25Eta Tau	2.8730	15200.	74	45748	No
202	GOM_NL__2PRFIN20101129_222932_000000403097_00044_45748_7557.N1	29-NOV-2010 22:29:32	Bright	39.500	150	44Zet Per	2.8900	28000.	79	45748	No
203	GOM_NL__2PRFIN20101129_223158_000000383097_00044_45748_7558.N1	29-NOV-2010 22:31:58	Bright	37.500	149	45Eps Per	2.8880	30000.	75	45748	No
204	GOM_NL__2PRFIN20101129_223358_000000373097_00044_45748_7559.N1	29-NOV-2010 22:33:58	Bright	36.500	175	39Del Per	3.0100	19400.	73	45748	No
205	GOM_NL__2PRFIN20101129_223555_000000503097_00044_45748_7560.N1	29-NOV-2010 22:35:55	Bright	49.500	6	13Alp Aur	0.080000	3400.0	99	45748	No
206	GOM_NL__2PRFIN20101129_225159_000000463097_00044_45748_7561.N1	29-NOV-2010 22:51:59	Bright	46.000	36	50Alp UMa	1.8000	6300.0	92	45748	No
207	GOM_NL__2PRFIN20101129_225335_000000463097_00044_45748_7562.N1	29-NOV-2010 22:53:35	Bright	45.500	82	48Bet UMa	2.3650	10600.	91	45748	No
208	GOM_NL__2PRFIN20101129_225508_000000373097_00044_45748_7563.N1	29-NOV-2010 22:55:08	Bright	36.500	32	77Eps UMa	1.7630	11000.	73	45748	No
209	GOM_NL__2PRFIN20101129_225801_000000523097_00044_45748_7564.N1	29-NOV-2010 22:58:01	Bright	51.500	174	52Psi UMa	3.0040	4400.0	103	45748	No
210	GOM_NL__2PRFIN20101129_230038_000000393097_00044_45748_7565.N1	29-NOV-2010 23:00:38	Bright	39.000	152	12Alp2CVn	2.8900	11000.	78	45748	No
211	GOM_NL__2PRFIN20101129_230958_000000573097_00044_45748_7566.N1	29-NOV-2010 23:09:58	Bright	56.500	62	94Bet Leo	2.1360	9700.0	113	45748	No
212	GOM_NL__2PRFIN20101129_231318_000000423097_00044_45748_7567.N1	29-NOV-2010 23:13:18	Bright	42.000	121	29Gam Vir	2.7400	7200.0	84	45748	No
213	GOM_NL__2PRFIN20101129_231853_000000473097_00044_45748_7568.N1	29-NOV-2010 23:18:53	Twilight	46.500	100	4Gam Crv	2.5800	13100.	93	45748	No
214	GOM_NL__2PRFIN20101129_232028_000000473097_00044_45748_7569.N1	29-NOV-2010 23:20:28	Dark	46.500	171	2Eps Crv	3.0010	4250.0	93	45748	No
215	GOM_NL__2PRFIN20101129_232956_000000433097_00045_45749_7562.N1	29-NOV-2010 23:29:56	Dark	43.000	113	Mu Vel	2.6920	5000.0	86	45749	No
216	GOM_NL__2PRFIN20101129_233829_000000493097_00045_45749_7563.N1	29-NOV-2010 23:38:29	Dark	49.000	34	Gam2Vel	1.7930	23000.	98	45749	No
217	GOM_NL__2PRFIN20101129_234156_000000483097_00045_45749_7564.N1	29-NOV-2010 23:41:56	Dark	48.000	2	Alp Car	-0.73600	7000.0	96	45749	No
218	GOM_NL__2PRFIN20101129_234341_000000653097_00045_45749_7565.N1	29-NOV-2010 23:43:41	Dark	64.500	117	Pi Pup	2.7060	3800.0	129	45749	No
219	GOM_NL__2PRFIN20101129_234822_000000483097_00045_45749_7566.N1	29-NOV-2010 23:48:22	Dark	48.000	108	Alp Col	2.6520	15200.	96	45749	No

220	GOM_NL__2PRFIN20101129_235407_000000543097_00045_45749_7567.N1	29-NOV-2010 23:54:07	Straylight	54.000	101	11Alp Lep	2.5820	7000.0	108	45749	No
221	GOM_NL__2PRFIN20101129_235747_000000613097_00045_45749_7568.N1	29-NOV-2010 23:57:47	Straylight	60.500	7	19Bet Ori	0.10000	14000.	121	45749	No

### 3. Quality information per product

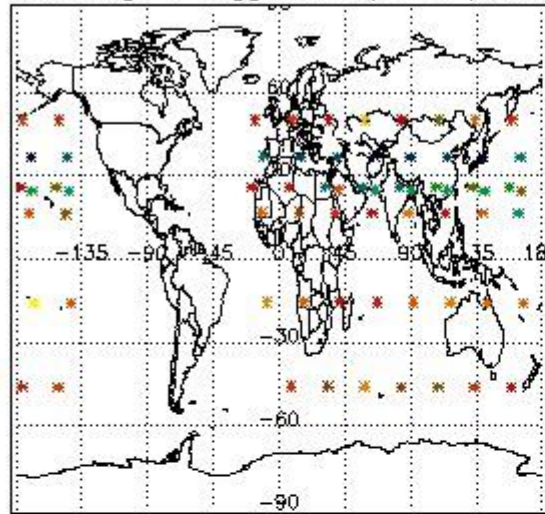
In this section it is plotted some information contained in the Quality Summary data set of the level 2 products. Only products in dark limb conditions and without errors (error flag in the MPH set to "0") are used.

#### 3.1 Plot quality information per product (time dependant)

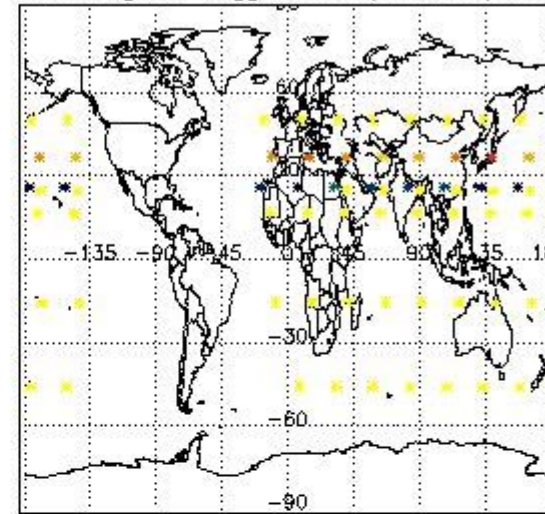


#### 3.2 Plot quality information per product (world map)

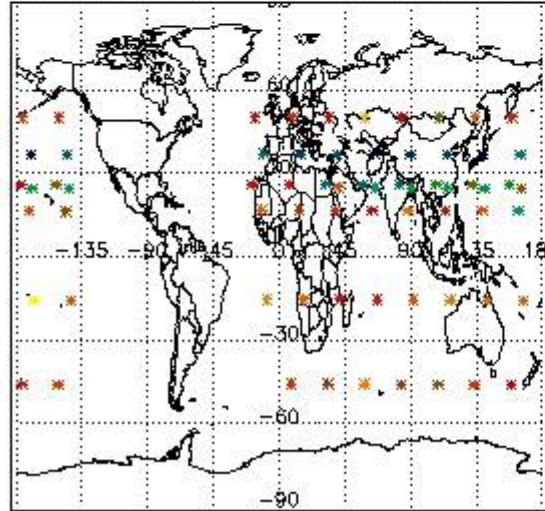
Percentage of flagged data per O3 profile



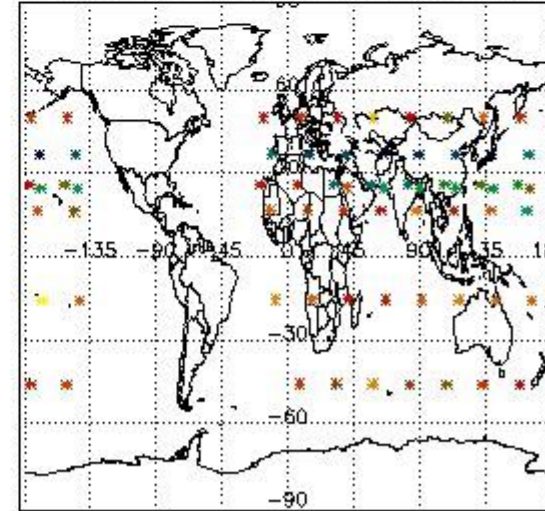
Percentage of flagged data per H2O profile



Percentage of flagged data per NO2 profile



Percentage of flagged data per NO3 profile

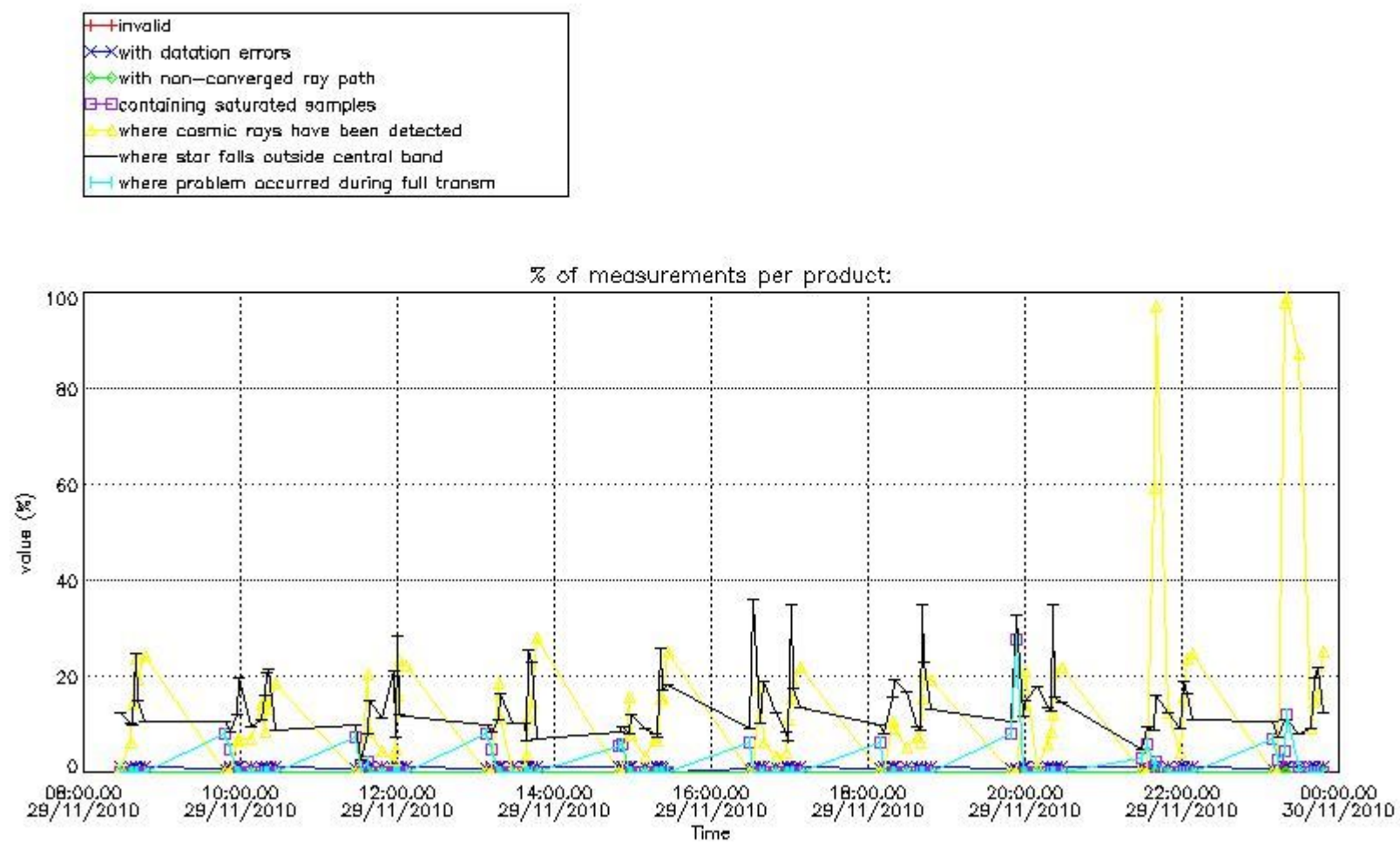


#### 4. Level 1 quality information per product

In this section it is plotted some information contained in the Quality Summary data set of the level 2 products that comes from the level 1b processing. Products without errors (error flag in the MPH set to "0") are used.

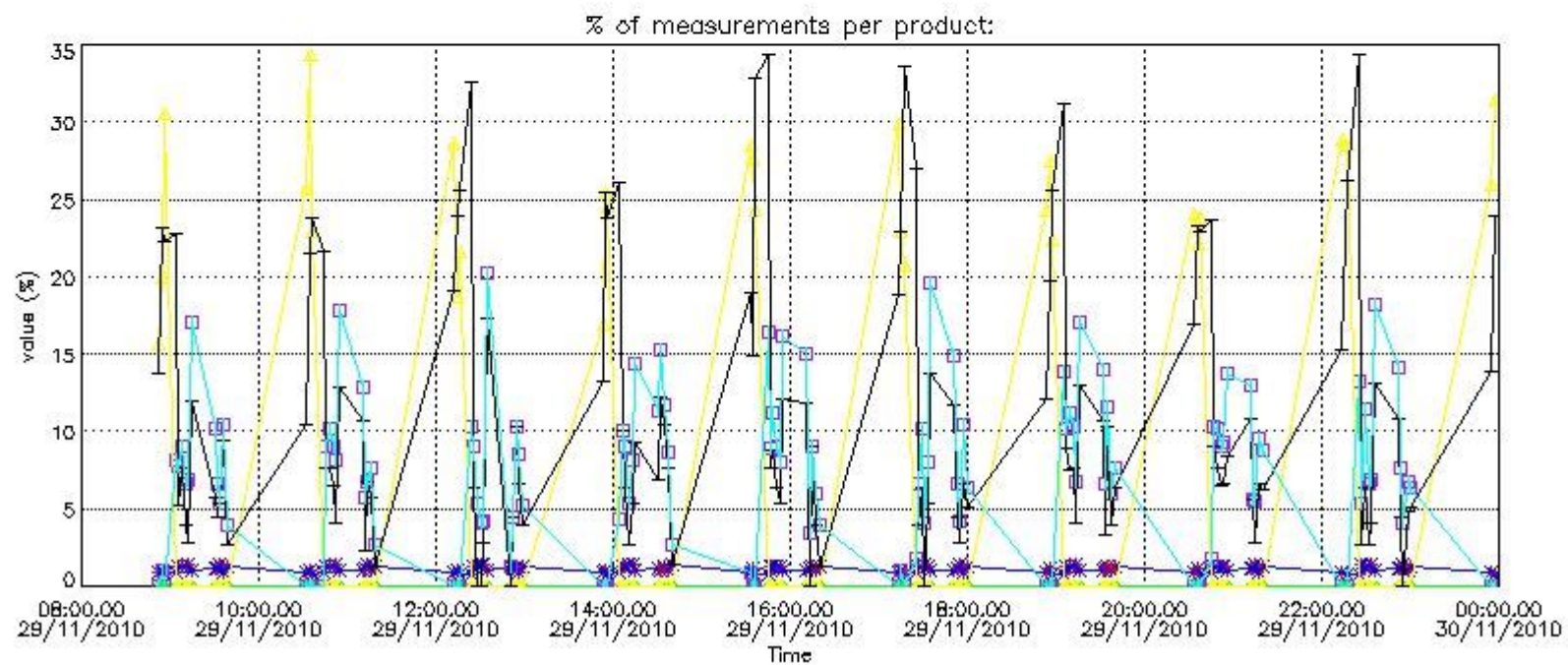
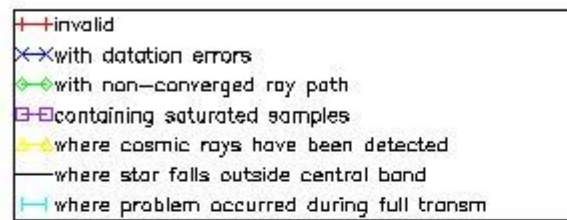
##### 4.1 Plot quality information per product (time dependant) coming from level 1b processing

###### 4.1.1 Plot level 1 quality information per product (time dependant): ENVISAT ASCENDING passes



4.1.2 Plot level 1 quality information per product (time dependant): ENVI SAT DESCENDING passes

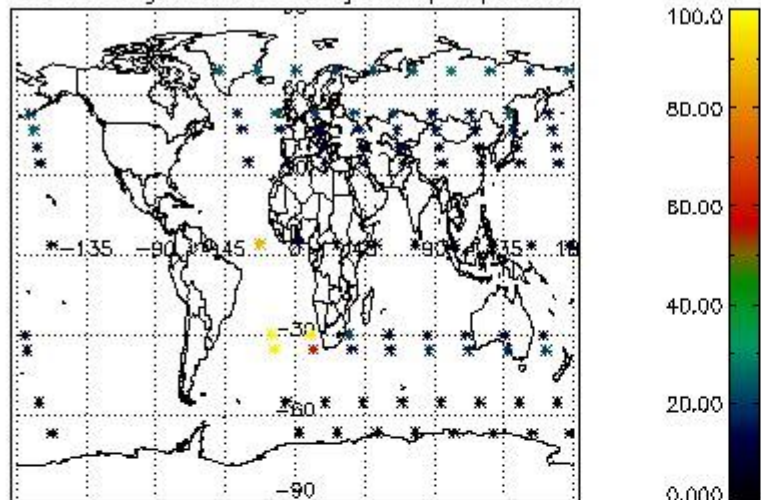




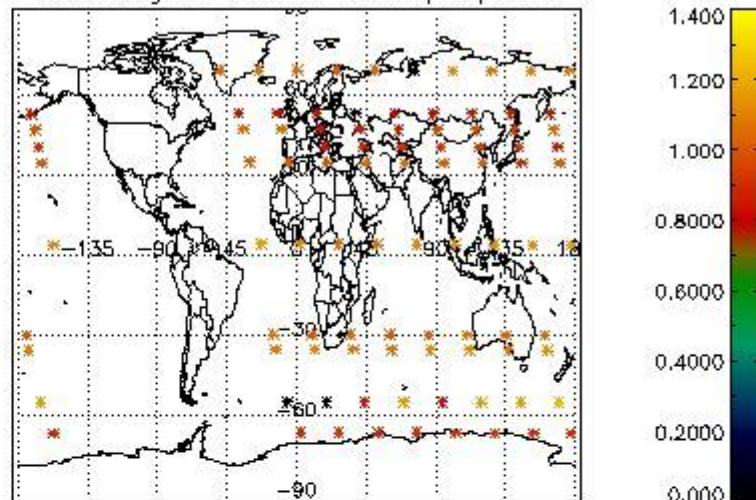
4.2 Plot quality information per product coming from level 1b processing (world map)

4.2.1 Plot level 1 quality information per product (world map): ENVISAT ASCENDING passes

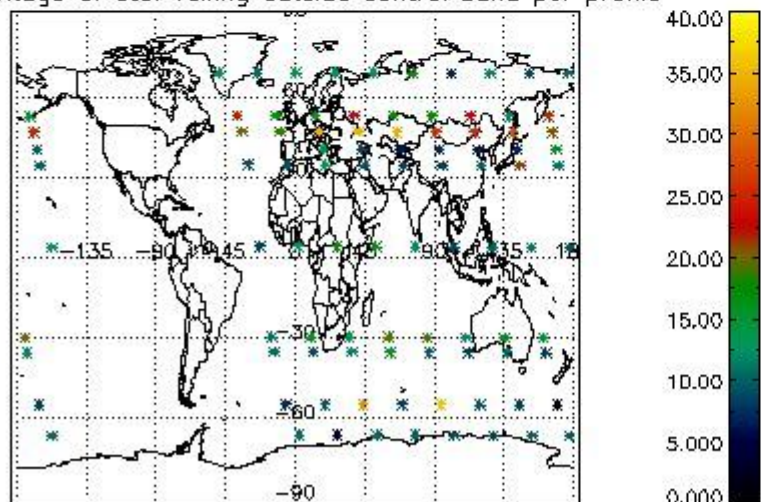
Percentage of cosmic ray hits per profile



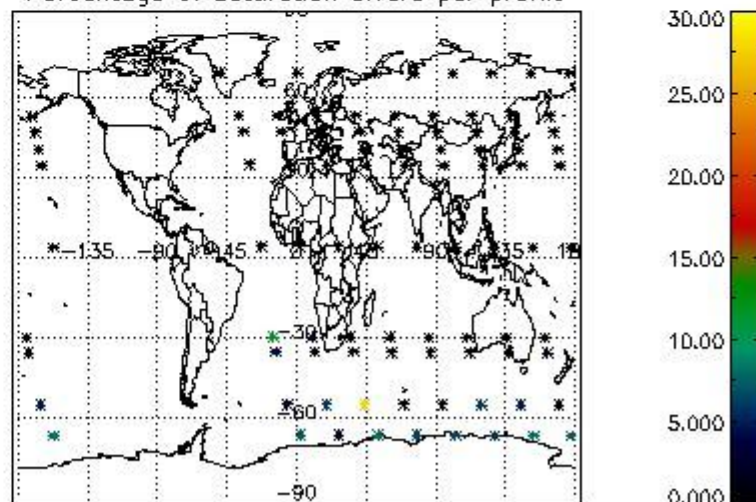
Percentage of datation errors per profile



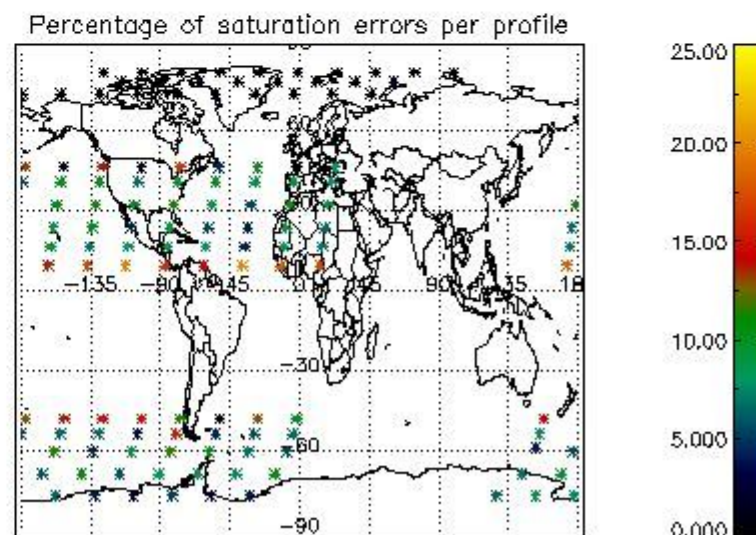
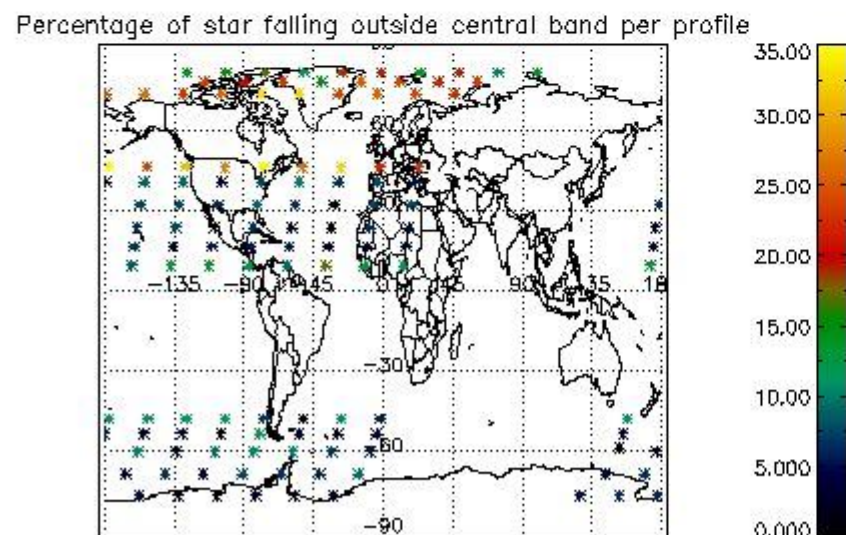
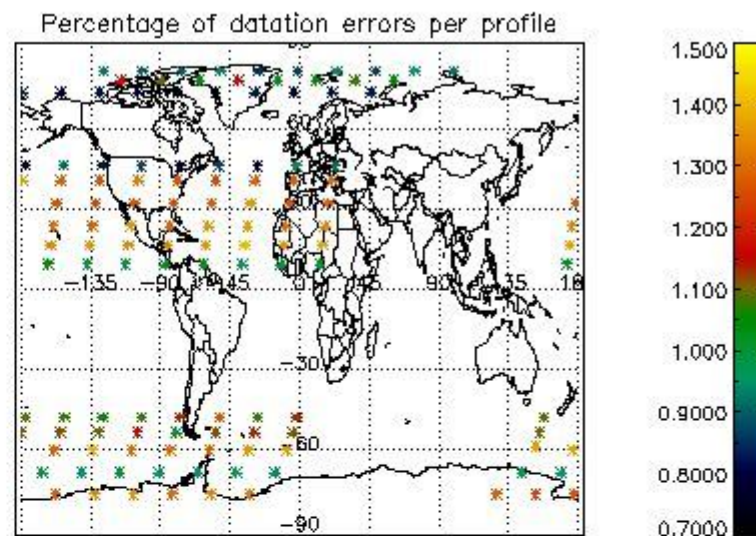
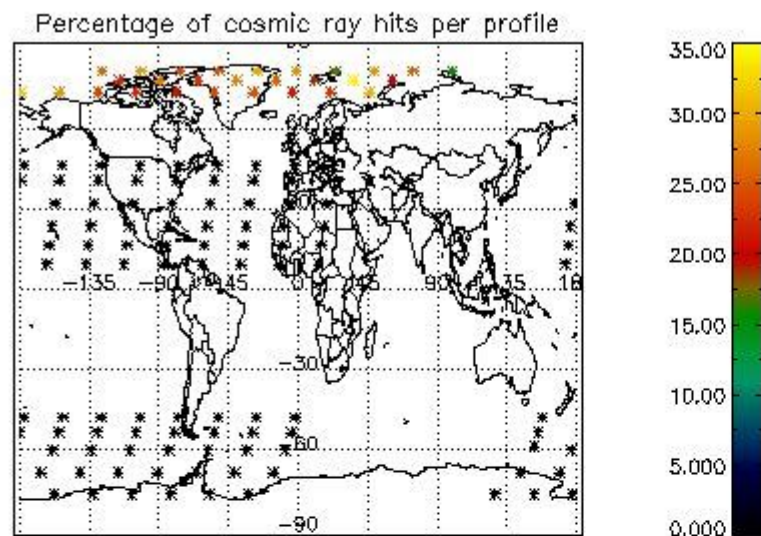
Percentage of star falling outside central band per profile



Percentage of saturation errors per profile



4.2.2 Plot level 1 quality information per product (world map): ENVISAT DESCENDING passes



## 5. Trace gas profiles

### 5.1 Ozone statistics based on quality of products

The final quality of the products can be "measured" using the STD (Standard Deviation) attached to every point profile. This information is written to the parameter GOM\_NL\_\_2P/NL\_LOCAL\_SPECIES\_DENSITY/o3\_std of the level 2 products. The table below shows the statistics for given STD ranges.

The statistics are given with respect to the overall valid production:

- Products without fatal errors: GOM\_NL\_\_2P/MPH/PRODUCT\_ERR=0
- Valid point profile: GOM\_NL\_\_2P/NL\_LOCAL\_SPECIES\_DENSITY/pcd(0)=0

The 'Criteria' is applied to valid points of dark limb products:

- Products in dark limb illumination condition: GOM\_NL\_\_2P/NL\_SUMMARY\_QUALITY/obs\_ill\_cond=0
- Products without fatal errors: GOM\_NL\_\_2P/MPH/PRODUCT\_ERR=0
- Valid point profile: GOM\_NL\_\_2P/NL\_LOCAL\_SPECIES\_DENSITY/pcd(0)=0

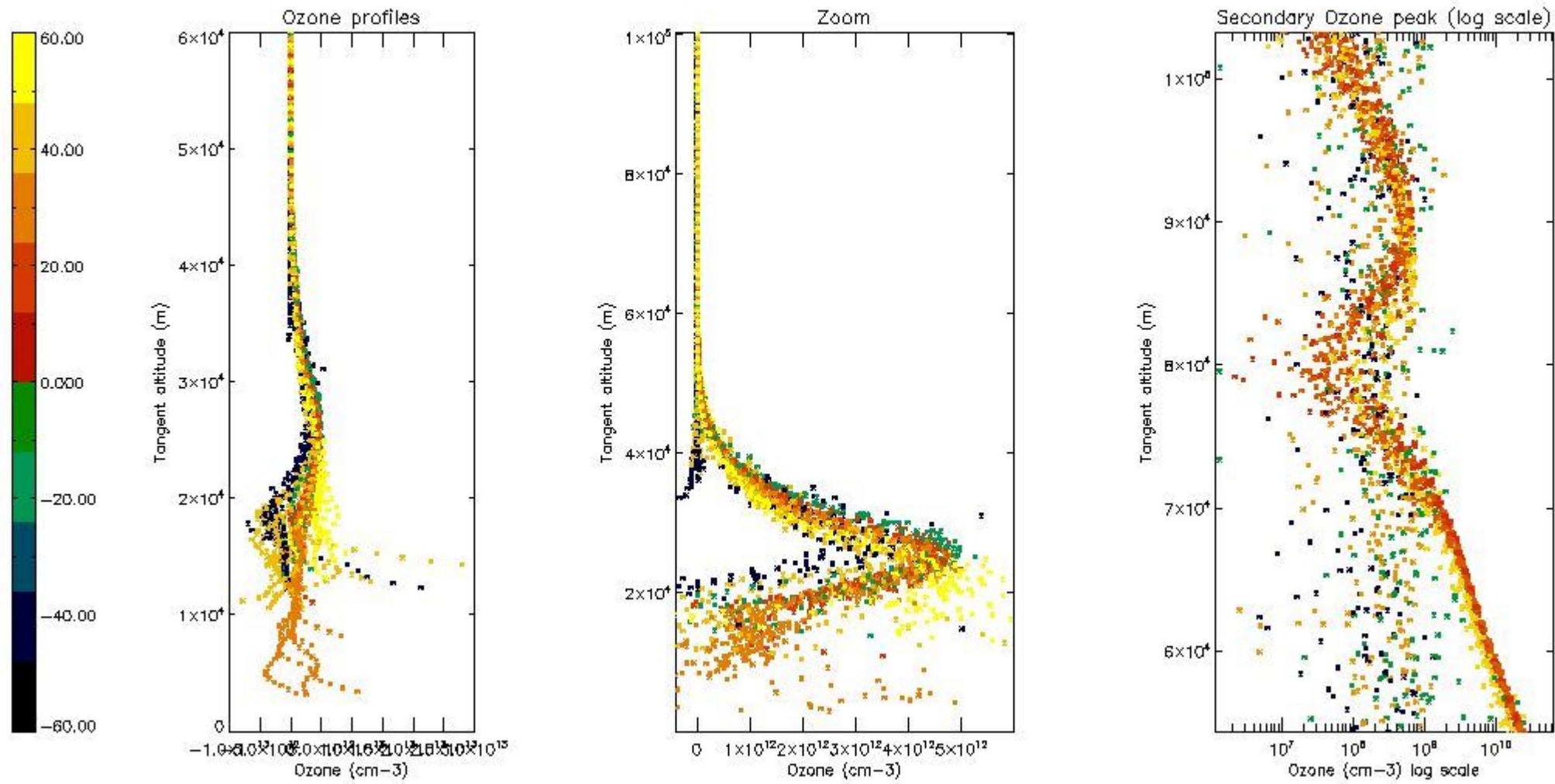
So, the table below shows the percentage of dark limb and valid observations for each criteria with respect to the overall valid daily observations.

Criteria	% of total production
All STD	33
STD < 20	16

STD < 10	12
STD < 5	8

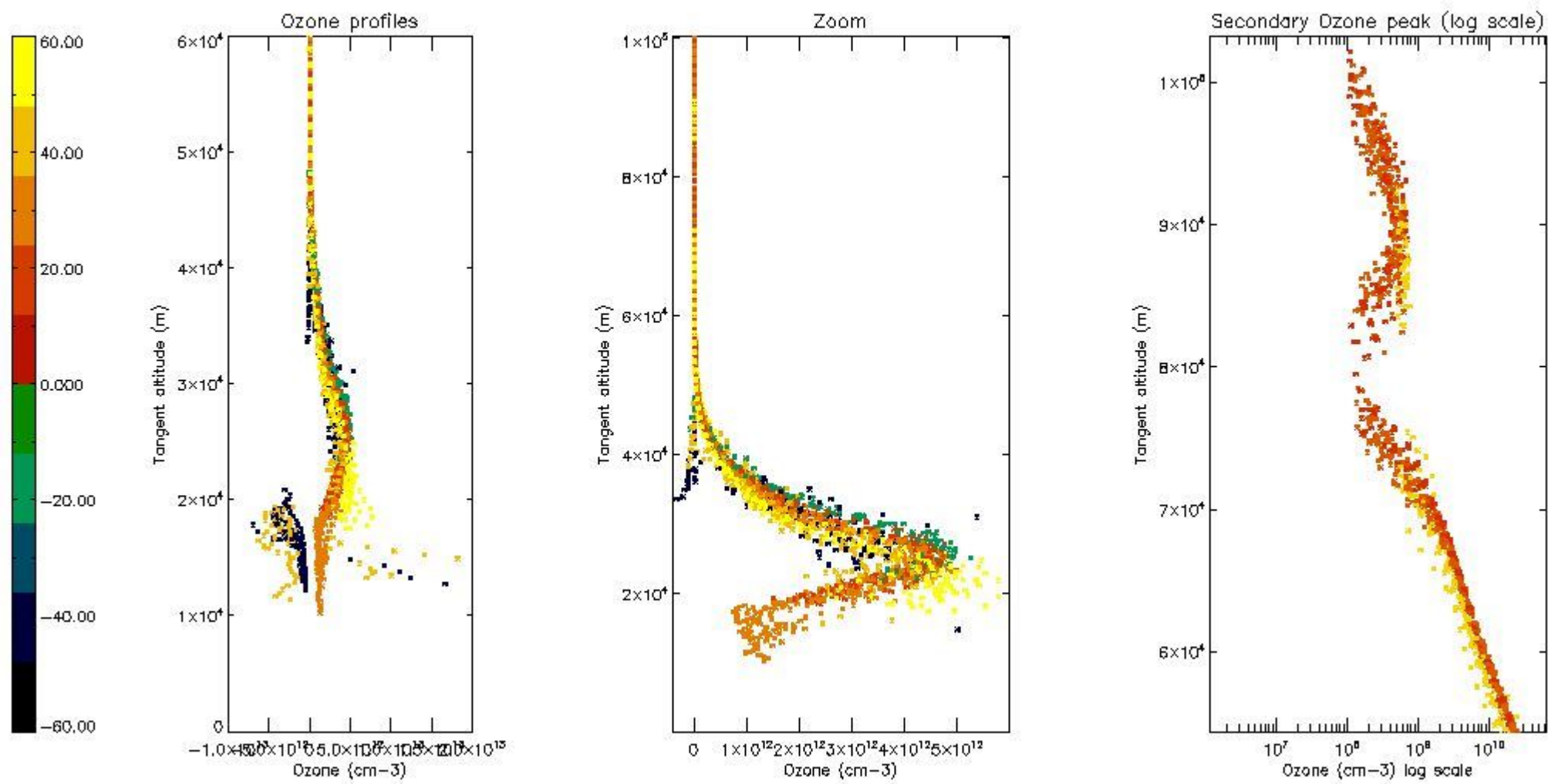
5.2 Plot ozone profiles for all STD (dark without errors)

The colorbar represents the latitude.



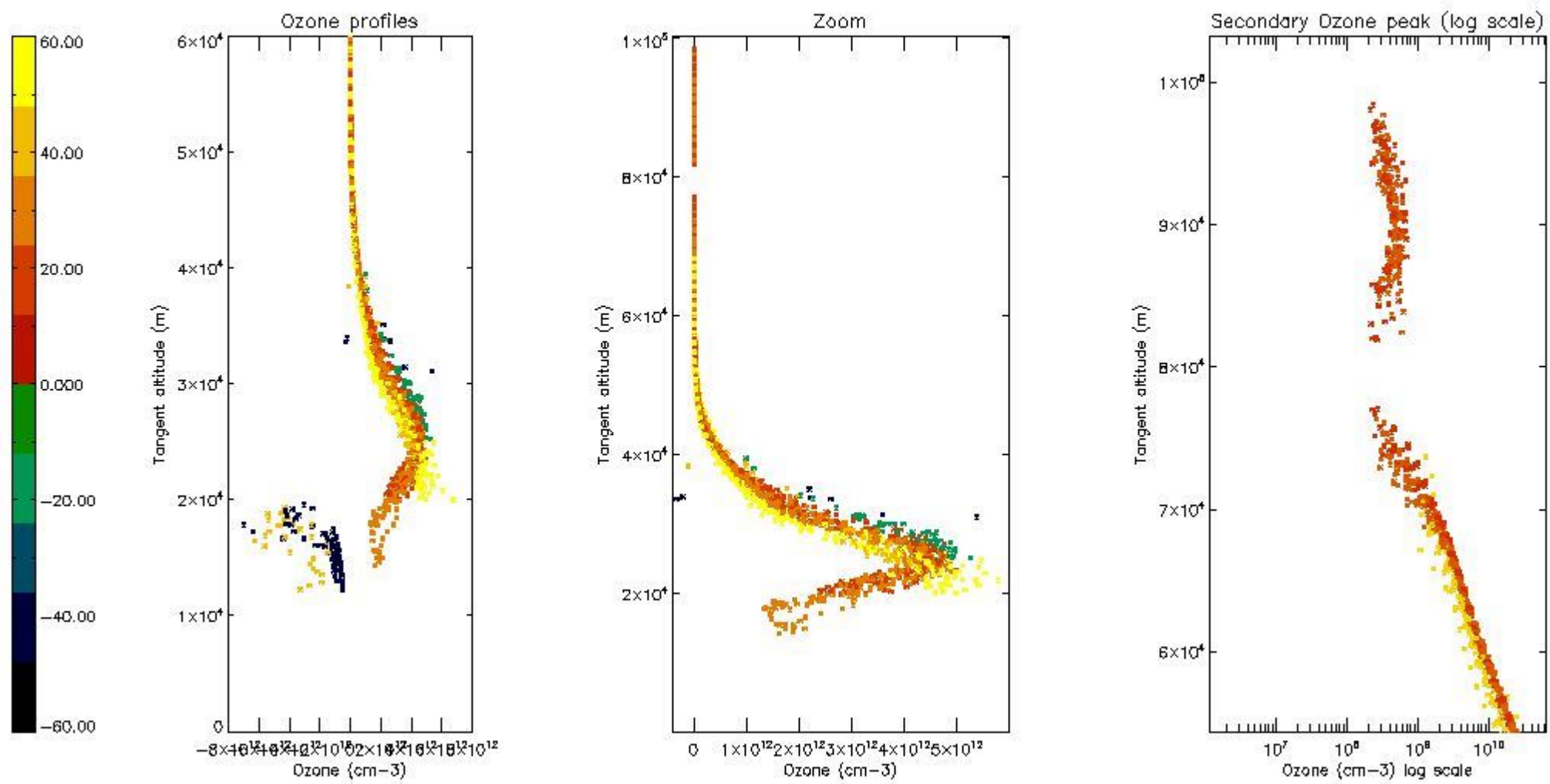
5.3 Plot ozone profiles where STD < 20% (dark without errors)

The colorbar represents the latitude.



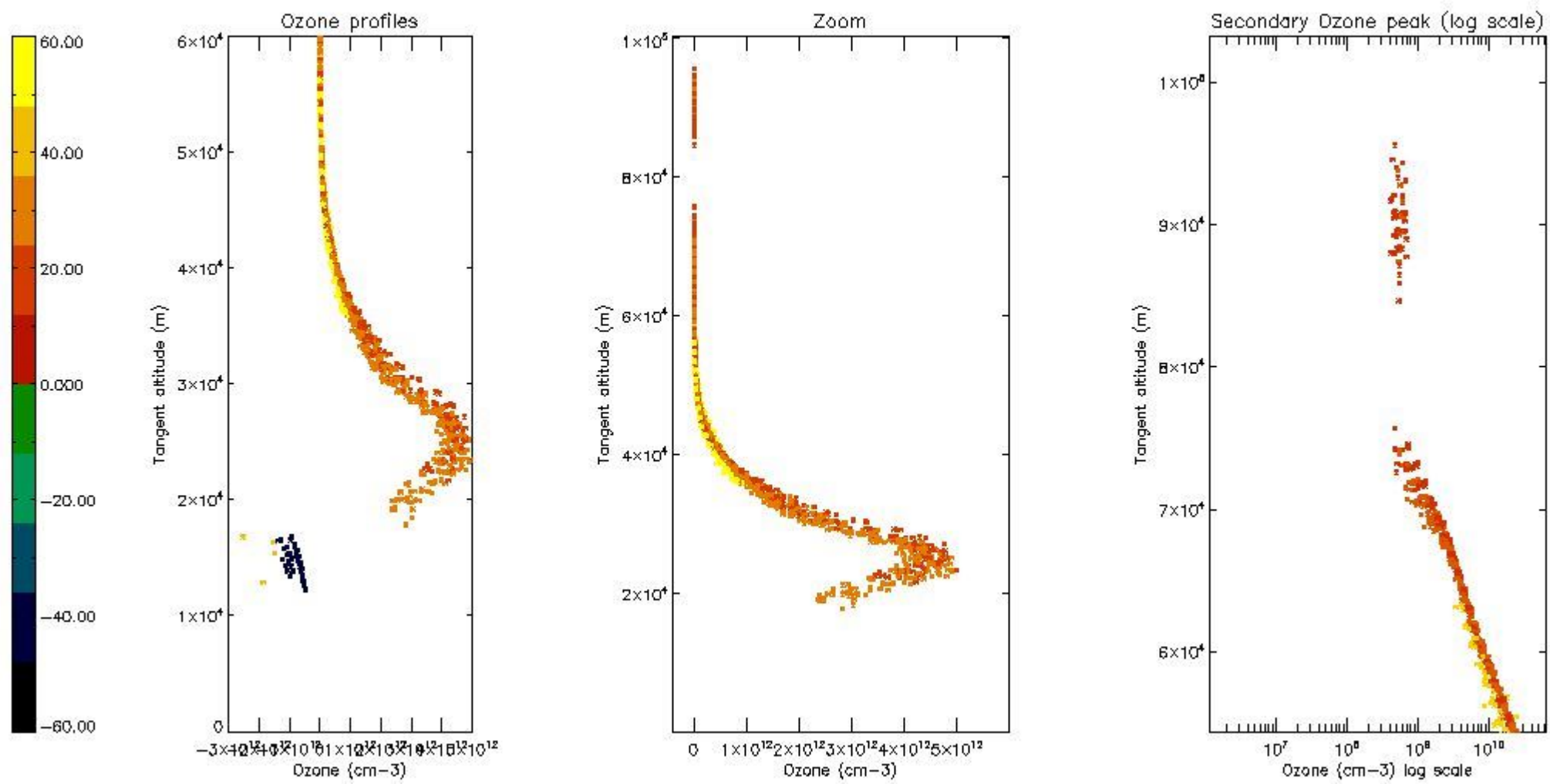
5.4 Plot ozone profiles where  $STD < 10\%$  (dark without errors)

The colorbar represents the latitude.



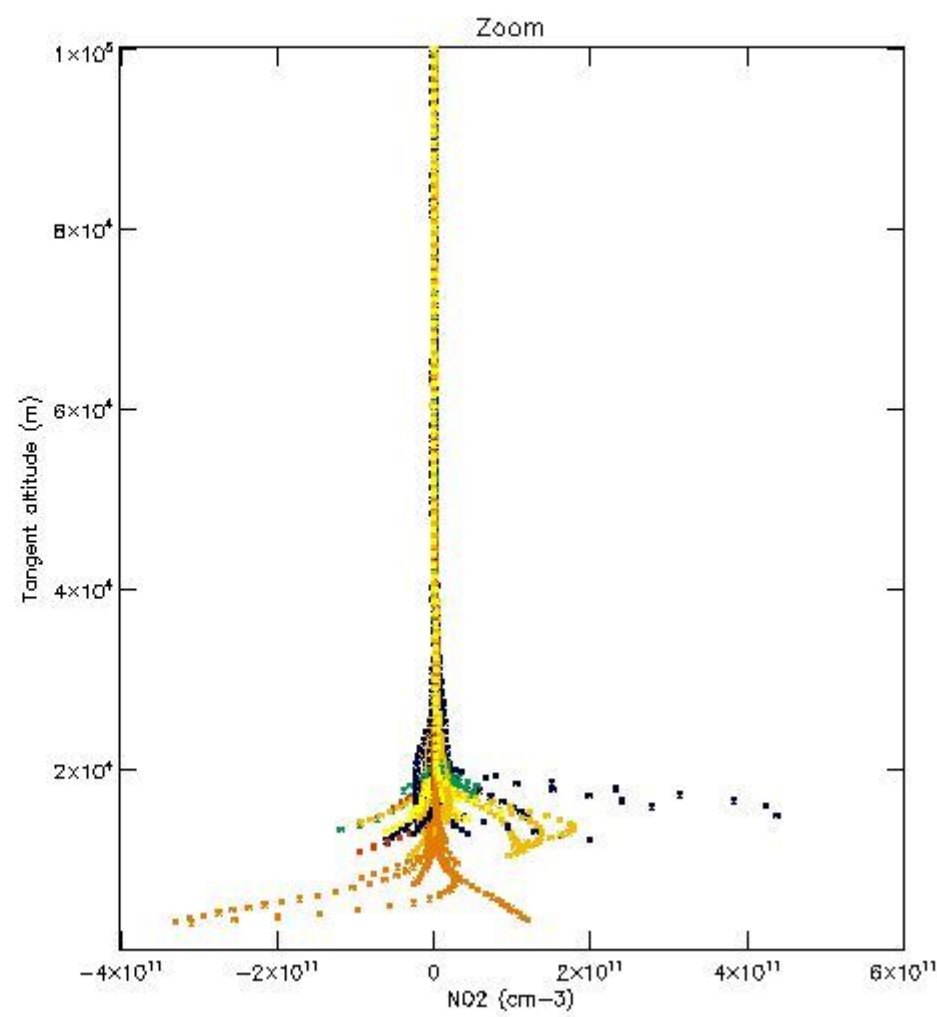
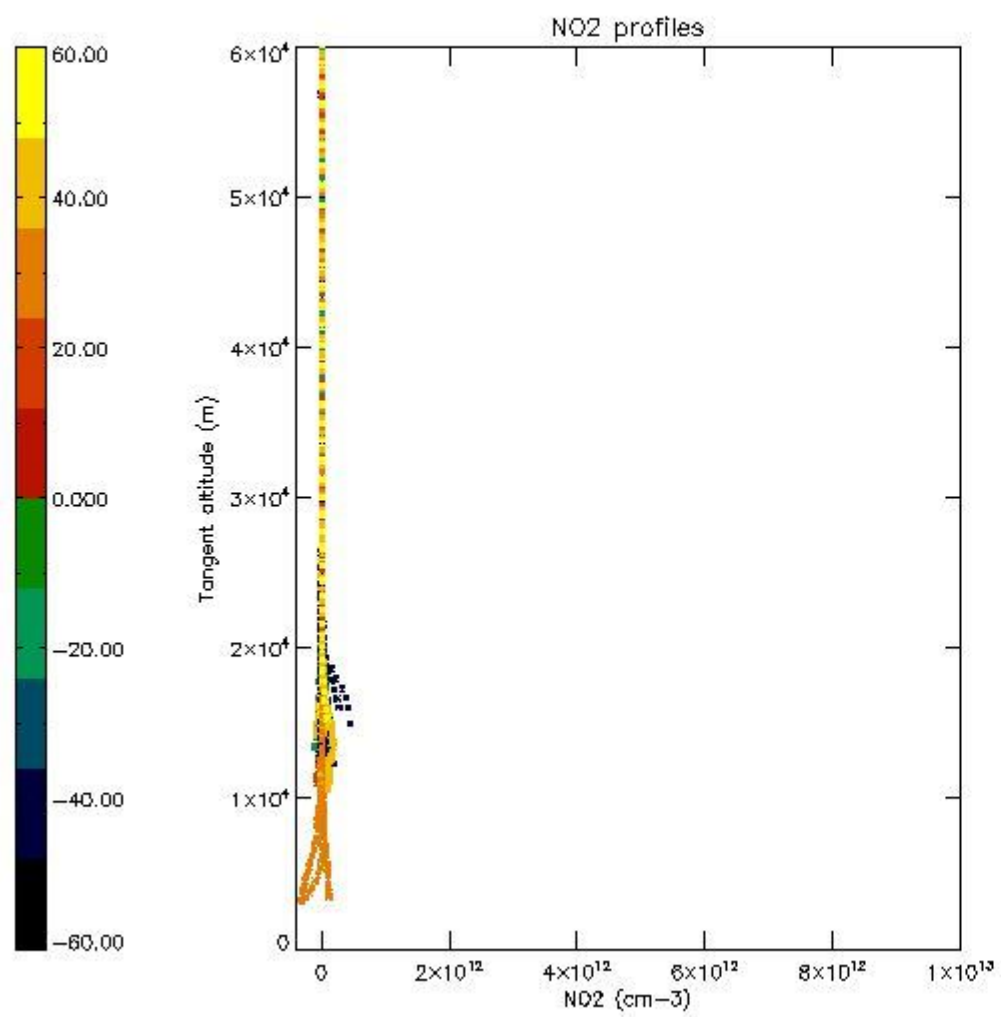
*5.5 Plot ozone profiles where  $STD < 5\%$  (dark without errors)*

The colorbar represents the latitude.



*5.6 Plot NO<sub>2</sub> profiles for all STD (dark without errors)*

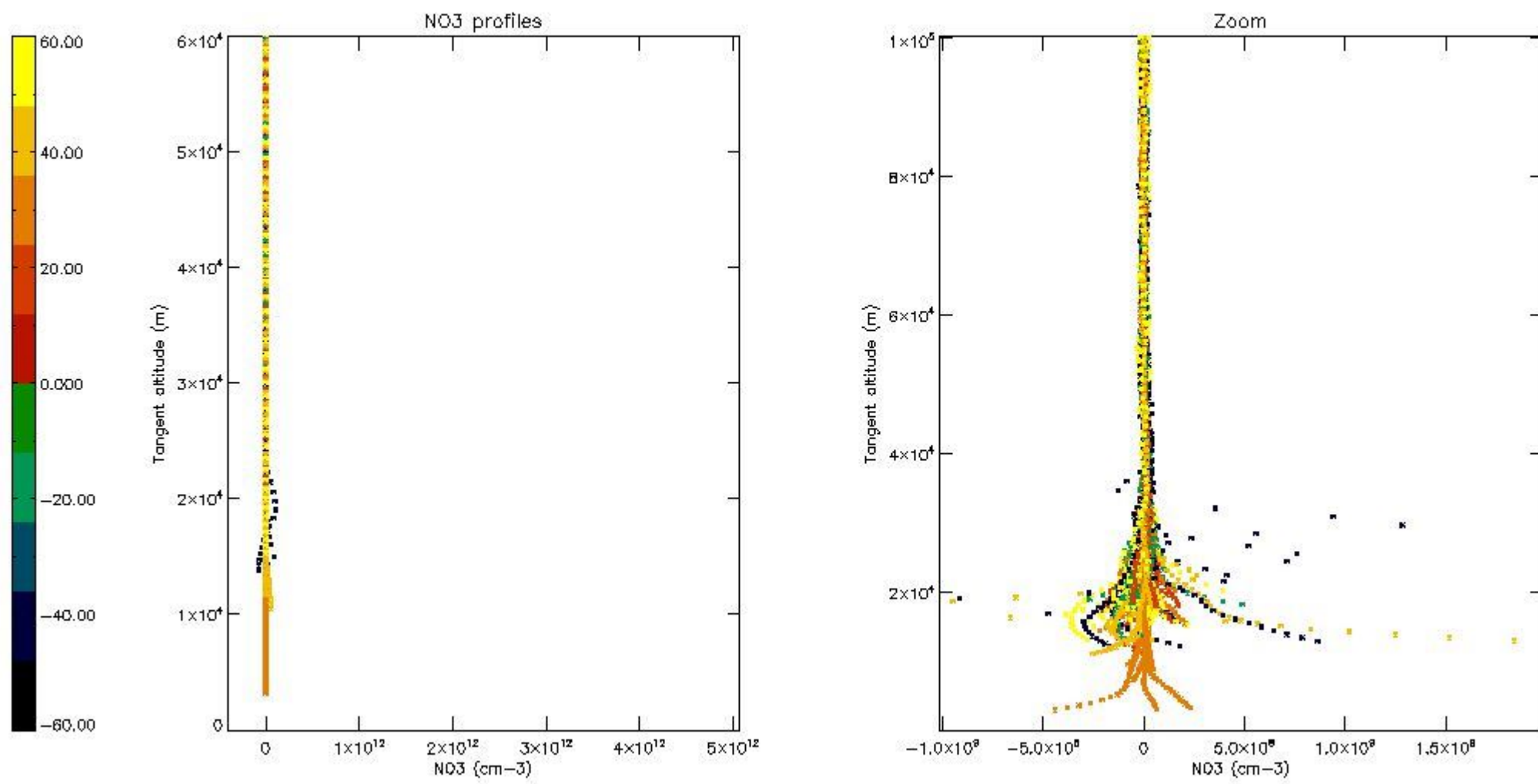
The colorbar represents the latitude.



*5.7 Plot NO3 profiles for all STD (dark without errors)*

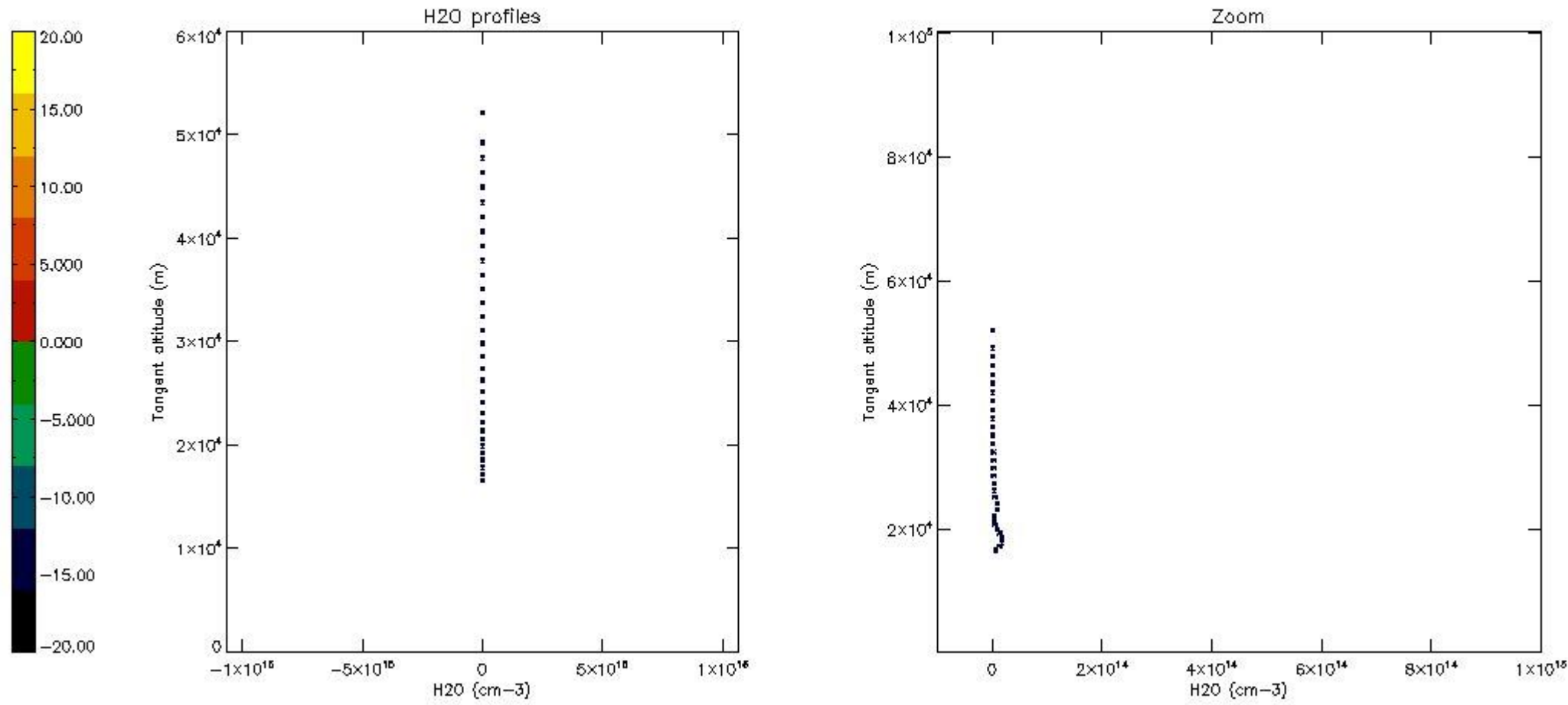
The colorbar represents the latitude.





5.8 Plot H2O profiles for all STD (only for occultations of stars 1,2,3,4,13,14,16,26,63 dark without errors)

The colorbar represents the latitude.



## 6. Auxiliary Data Files used for the production reported in section 2

The number reported in the third column indicates since which file (see list in section 2) the corresponding auxiliary file has been used. The fourth column is the date of those product files.

Type	Auxiliary Filename	Used since product	Used since product date
INST_PHYS_CHARACTERISTICS	GOM_INS_AXVIEC20091111_143220_20030716_120000_20500101_000000	1	29-NOV-2010 08:27:42
LEVEL-2_PROC_CONFIG	GOM_PR2_AXVIEC20091111_152718_20020301_000000_20500101_000000	1	29-NOV-2010 08:27:42
CROSS_SECTIONS_FILE	GOM_CRS_AXVIEC20091111_154832_20020301_000000_20500101_000000	1	29-NOV-2010 08:27:42

# GOMOS Level 2 Daily Report

## SUMMARY

### [1. General Info](#)

### [2. Summary of processed GOM\\_NL\\_2P products](#)

### [3. Level 2 Quality information per product](#)

#### [3.1 Plot of level 2 quality information per product \(time dependant\)](#)

#### [3.2 Plot of level 2 quality information per product \(world map\)](#)

### [4. Level 1 Quality information per product \(stored on level 2 products\)](#)

#### [4.1 Plot of level 1 quality information per product \(time dependant\)](#)

##### [4.1.1 Plot of level 1 quality information per product \(time dependant\): ASCENDING](#)

##### [4.1.2 Plot of level 1 quality information per product \(time dependant\): DESCENDING](#)

#### [4.2 Plot of level 1 quality information per product \(world map\)](#)

##### [4.2.1 Plot of level 1 quality information per product \(world map\): ASCENDING](#)

##### [4.2.2 Plot of level 1 quality information per product \(world map\): DESCENDING](#)

### [5. Ozone profiles based on quality statistics and other trace gas profiles](#)

#### [5.1 Ozone statistics based on quality of products](#)

#### [5.2 Plot ozone profiles for all STD \(dark without errors\)](#)

#### [5.3 Plot ozone profiles where STD < 20% \(dark without errors\)](#)

#### [5.4. Plot ozone profiles where STD < 10% \(dark without errors\)](#)

#### [5.5. Plot ozone profiles where STD < 5% \(dark without errors\)](#)

#### [5.6 Plot NO2 profiles for all STD \(dark without errors\)](#)

#### [5.7 Plot NO3 profiles for all STD \(dark without errors\)](#)

#### [5.8 Plot H2O profiles \(only for occultations of stars 1,2,3,4,13,14,16,26,63 dark without errors\) for all STD](#)

### [6. Auxiliary Data Files used for the production reported in section 2](#)

This report presents the daily analysis on parameters extracted from GOMOS level 2 data (GOM\_NL\_\_2P). It is intended to monitor some important parameters that will impact the quality of these products. A list of level 2 products (and content) that have arrived during the reporting day to the PCF is also given.

Item	Value
Time of report generation	29APR2013 16:18:13
Data source version	GOMOS/6.01
Start time of products	29-11-2010 (29NOV2010 00:00:00)
Stop time of products	30-11-2010 (30NOV2010 00:00:00)
Store outputs in DB	Yes
Nb of level 2 prods	221
Nb of prods with errors	0

## 2. Summary of processed GOM\_NL\_\_2P products.

Nr	Filename	UTC Start time	Limb	Duration	Star Id	Star Name	Star Mag	Star Temp	Nb Meas	Orbit	Prod. error
1	GOM_NL__2PRFIN20101129_082742_000000453097_00036_45740_7100.N1	29-NOV-2010 08:27:42	Dark	45.000	113	Mu Vel	2.6920	5000.0	90	45740	No
2	GOM_NL__2PRFIN20101129_083614_000000503097_00036_45740_7101.N1	29-NOV-2010 08:36:14	Dark	50.000	34	Gam2Vel	1.7930	23000.	100	45740	No
3	GOM_NL__2PRFIN20101129_083754_000000563097_00036_45740_7102.N1	29-NOV-2010 08:37:54	Dark	56.000	70	Zet Pup	2.2460	39000.	112	45740	No
4	GOM_NL__2PRFIN20101129_083945_000000513097_00036_45740_7103.N1	29-NOV-2010 08:39:45	Dark	50.500	2	Alp Car	-0.73600	7000.0	101	45740	No
5	GOM_NL__2PRFIN20101129_084127_000000603097_00036_45740_7104.N1	29-NOV-2010 08:41:27	Dark	60.000	117	Pi Pup	2.7060	3800.0	120	45740	No
6	GOM_NL__2PRFIN20101129_084612_000000473097_00036_45740_7105.N1	29-NOV-2010 08:46:12	Dark	47.000	108	Alp Col	2.6520	15200.	94	45740	No
7	GOM_NL__2PRFIN20101129_085200_000000553097_00036_45740_7106.N1	29-NOV-2010 08:52:00	Straylight	54.500	101	11Alp Lep	2.5820	7000.0	109	45740	No
8	GOM_NL__2PRFIN20101129_085405_000000483097_00036_45740_7107.N1	29-NOV-2010 08:54:05	Straylight	47.500	165	34Gam Eri	2.9500	3200.0	95	45740	No
9	GOM_NL__2PRFIN20101129_085541_000000613097_00036_45740_7108.N1	29-NOV-2010 08:55:41	Straylight	60.500	7	19Bet Ori	0.10000	14000.	121	45740	No
10	GOM_NL__2PRFIN20101129_090347_000000553097_00036_45740_7109.N1	29-NOV-2010 09:03:47	Bright	55.000	13	87Alp Tau	0.86700	3800.0	110	45740	No
11	GOM_NL__2PRFIN20101129_090519_000000393097_00036_45740_7110.N1	29-NOV-2010 09:05:19	Bright	38.500	146	25Eta Tau	2.8730	15200.	77	45740	No
12	GOM_NL__2PRFIN20101129_090742_000000393097_00036_45740_7111.N1	29-NOV-2010 09:07:42	Bright	39.000	150	44Zet Per	2.8900	28000.	78	45740	No
13	GOM_NL__2PRFIN20101129_091008_000000383097_00036_45740_7112.N1	29-NOV-2010 09:10:08	Bright	37.500	149	45Eps Per	2.8880	30000.	75	45740	No
14	GOM_NL__2PRFIN20101129_091208_000000373097_00036_45740_7113.N1	29-NOV-2010 09:12:08	Bright	36.500	175	39Del Per	3.0100	19400.	73	45740	No
15	GOM_NL__2PRFIN20101129_091408_000000503097_00036_45740_7114.N1	29-NOV-2010 09:14:08	Bright	50.000	6	13Alp Aur	0.080000	3400.0	100	45740	No
16	GOM_NL__2PRFIN20101129_093010_000000443097_00036_45740_7115.N1	29-NOV-2010 09:30:10	Bright	44.000	36	50Alp UMa	1.8000	6300.0	88	45740	No
17	GOM_NL__2PRFIN20101129_093146_000000453097_00036_45740_7116.N1	29-NOV-2010 09:31:46	Bright	45.000	82	48Bet UMa	2.3650	10600.	90	45740	No
18	GOM_NL__2PRFIN20101129_093340_000000373097_00036_45740_7117.N1	29-NOV-2010 09:33:40	Bright	37.000	55	79Zet UMa	2.0600	10200.	74	45740	No
19	GOM_NL__2PRFIN20101129_093611_000000533097_00036_45740_7118.N1	29-NOV-2010 09:36:11	Bright	53.000	174	52Psi UMa	3.0040	4400.0	106	45740	No
20	GOM_NL__2PRFIN20101129_093845_000000383097_00036_45740_7119.N1	29-NOV-2010 09:38:45	Bright	38.000	152	12Alp2CVn	2.8900	11000.	76	45740	No
21	GOM_NL__2PRFIN20101129_094801_000000563097_00036_45740_7120.N1	29-NOV-2010 09:48:01	Bright	56.000	62	94Bet Leo	2.1360	9700.0	112	45740	No
22	GOM_NL__2PRFIN20101129_095122_000000433097_00036_45740_7121.N1	29-NOV-2010 09:51:22	Bright	42.500	121	29Gam Vir	2.7400	7200.0	85	45740	No
23	GOM_NL__2PRFIN20101129_095655_000000463097_00036_45740_7122.N1	29-NOV-2010 09:56:55	Twilight_stray	46.000	100	4Gam Crv	2.5800	13100.	92	45740	No
24	GOM_NL__2PRFIN20101129_095830_000000513097_00036_45740_7123.N1	29-NOV-2010 09:58:30	Dark	50.500	171	2Eps Crv	3.0010	4250.0	101	45740	No
25	GOM_NL__2PRFIN20101129_100757_000000433097_00037_45741_7155.N1	29-NOV-2010 10:07:57	Dark	43.000	113	Mu Vel	2.6920	5000.0	86	45741	No
26	GOM_NL__2PRFIN20101129_101629_000000503097_00037_45741_7156.N1	29-NOV-2010 10:16:29	Dark	50.000	34	Gam2Vel	1.7930	23000.	100	45741	No
27	GOM_NL__2PRFIN20101129_101810_000000603097_00037_45741_7157.N1	29-NOV-2010 10:18:10	Dark	60.000	70	Zet Pup	2.2460	39000.	120	45741	No
28	GOM_NL__2PRFIN20101129_102000_000000493097_00037_45741_7158.N1	29-NOV-2010 10:20:00	Dark	48.500	2	Alp Car	-0.73600	7000.0	97	45741	No
29	GOM_NL__2PRFIN20101129_102142_000000653097_00037_45741_7159.N1	29-NOV-2010 10:21:42	Dark	65.000	117	Pi Pup	2.7060	3800.0	130	45741	No
30	GOM_NL__2PRFIN20101129_102626_000000463097_00037_45741_7160.N1	29-NOV-2010 10:26:26	Dark	46.000	108	Alp Col	2.6520	15200.	92	45741	No
31	GOM_NL__2PRFIN20101129_103214_000000533097_00037_45741_7161.N1	29-NOV-2010 10:32:14	Straylight	52.500	101	11Alp Lep	2.5820	7000.0	105	45741	No
32	GOM_NL__2PRFIN20101129_103419_000000473097_00037_45741_7162.N1	29-NOV-2010 10:34:19	Straylight	46.500	165	34Gam Eri	2.9500	3200.0	93	45741	No
33	GOM_NL__2PRFIN20101129_103555_000000613097_00037_45741_7163.N1	29-NOV-2010 10:35:55	Straylight	61.000	7	19Bet Ori	0.10000	14000.	122	45741	No
34	GOM_NL__2PRFIN20101129_104401_000000533097_00037_45741_7164.N1	29-NOV-2010 10:44:01	Bright	53.000	13	87Alp Tau	0.86700	3800.0	106	45741	No
35	GOM_NL__2PRFIN20101129_104533_000000393097_00037_45741_7165.N1	29-NOV-2010 10:45:33	Bright	39.000	146	25Eta Tau	2.8730	15200.	78	45741	No
36	GOM_NL__2PRFIN20101129_104756_000000403097_00037_45741_7166.N1	29-NOV-2010 10:47:56	Bright	39.500	150	44Zet Per	2.8900	28000.	79	45741	No
37	GOM_NL__2PRFIN20101129_105022_000000393097_00037_45741_7167.N1	29-NOV-2010 10:50:22	Bright	38.500	149	45Eps Per	2.8880	30000.	77	45741	No
38	GOM_NL__2PRFIN20101129_105222_000000373097_00037_45741_7168.N1	29-NOV-2010 10:52:22	Bright	37.000	175	39Del Per	3.0100	19400.	74	45741	No
39	GOM_NL__2PRFIN20101129_105421_000000513097_00037_45741_7169.N1	29-NOV-2010 10:54:21	Bright	50.500	6	13Alp Aur	0.080000	3400.0	101	45741	No
40	GOM_NL__2PRFIN20101129_111023_000000473097_00037_45741_7170.N1	29-NOV-2010 11:10:23	Bright	46.500	36	50Alp UMa	1.8000	6300.0	93	45741	No
41	GOM_NL__2PRFIN20101129_111159_000000443097_00037_45741_7171.N1	29-NOV-2010 11:11:59	Bright	44.000	82	48Bet UMa	2.3650	10600.	88	45741	No
42	GOM_NL__2PRFIN20101129_111354_000000373097_00037_45741_7172.N1	29-NOV-2010 11:13:54	Bright	37.000	55	79Zet UMa	2.0600	10200.	74	45741	No

43	GOM_NL__2PRFIN20101129_111625_00000523097_00037_45741_7173.N1	29-NOV-2010 11:16:25	Bright	52.000	174	52Psi UMa	3.0040	4400.0	104	45741	No
44	GOM_NL__2PRFIN20101129_111859_00000383097_00037_45741_7174.N1	29-NOV-2010 11:18:59	Bright	37.500	152	12Alp2CVn	2.8900	11000.	75	45741	No
45	GOM_NL__2PRFIN20101129_112815_00000563097_00037_45741_7175.N1	29-NOV-2010 11:28:15	Bright	55.500	62	94Bet Leo	2.1360	9700.0	111	45741	No
46	GOM_NL__2PRFIN20101129_113137_00000413097_00037_45741_7176.N1	29-NOV-2010 11:31:37	Bright	40.500	121	29Gam Vir	2.7400	7200.0	81	45741	No
47	GOM_NL__2PRFIN20101129_113710_00000453097_00037_45741_7177.N1	29-NOV-2010 11:37:10	Tw_i_and_stray	44.500	100	4Gam Crv	2.5800	13100.	89	45741	No
48	GOM_NL__2PRFIN20101129_113845_00000483097_00037_45741_7178.N1	29-NOV-2010 11:38:45	Dark	47.500	171	2Eps Crv	3.0010	4250.0	95	45741	No
49	GOM_NL__2PRFIN20101129_114812_00000453097_00038_45742_7236.N1	29-NOV-2010 11:48:12	Dark	44.500	113	Mu Vel	2.6920	5000.0	89	45742	No
50	GOM_NL__2PRFIN20101129_115644_00000573097_00038_45742_7237.N1	29-NOV-2010 11:56:44	Dark	56.500	34	Gam2Vel	1.7930	23000.	113	45742	No
51	GOM_NL__2PRFIN20101129_115825_00000553097_00038_45742_7238.N1	29-NOV-2010 11:58:25	Dark	55.000	70	Zet Pup	2.2460	39000.	110	45742	No
52	GOM_NL__2PRFIN20101129_120014_00000533097_00038_45742_7239.N1	29-NOV-2010 12:00:14	Dark	53.000	2	Alp Car	-0.73600	7000.0	106	45742	No
53	GOM_NL__2PRFIN20101129_120157_00000583097_00038_45742_7240.N1	29-NOV-2010 12:01:57	Dark	58.000	117	Pi Pup	2.7060	3800.0	116	45742	No
54	GOM_NL__2PRFIN20101129_120640_00000473097_00038_45742_7241.N1	29-NOV-2010 12:06:40	Dark	47.000	108	Alp Col	2.6520	15200.	94	45742	No
55	GOM_NL__2PRFIN20101129_121228_00000583097_00038_45742_7242.N1	29-NOV-2010 12:12:28	Straylight	57.500	101	11Alp Lep	2.5820	7000.0	115	45742	No
56	GOM_NL__2PRFIN20101129_121433_00000483097_00038_45742_7243.N1	29-NOV-2010 12:14:33	Straylight	48.000	165	34Gam Eri	2.9500	3200.0	96	45742	No
57	GOM_NL__2PRFIN20101129_121609_00000633097_00038_45742_7244.N1	29-NOV-2010 12:16:09	Straylight	62.500	7	19Bet Ori	0.10000	14000.	125	45742	No
58	GOM_NL__2PRFIN20101129_122414_00000633097_00038_45742_7245.N1	29-NOV-2010 12:24:14	Bright	63.000	13	87Alp Tau	0.86700	3800.0	126	45742	No
59	GOM_NL__2PRFIN20101129_122546_00000393097_00038_45742_7246.N1	29-NOV-2010 12:25:46	Bright	39.000	146	25Eta Tau	2.8730	15200.	78	45742	No
60	GOM_NL__2PRFIN20101129_122810_00000373097_00038_45742_7247.N1	29-NOV-2010 12:28:10	Bright	37.000	150	44Zet Per	2.8900	28000.	74	45742	No
61	GOM_NL__2PRFIN20101129_123036_00000373097_00038_45742_7248.N1	29-NOV-2010 12:30:36	Bright	36.500	149	45Eps Per	2.8880	30000.	73	45742	No
62	GOM_NL__2PRFIN20101129_123235_00000363097_00038_45742_7249.N1	29-NOV-2010 12:32:35	Bright	35.500	175	39Del Per	3.0100	19400.	71	45742	No
63	GOM_NL__2PRFIN20101129_123435_00000523097_00038_45742_7250.N1	29-NOV-2010 12:34:35	Bright	52.000	6	13Alp Aur	0.080000	3400.0	104	45742	No
64	GOM_NL__2PRFIN20101129_125037_00000403097_00038_45742_7251.N1	29-NOV-2010 12:50:37	Bright	39.500	36	50Alp UMa	1.8000	6300.0	79	45742	No
65	GOM_NL__2PRFIN20101129_125213_00000453097_00038_45742_7252.N1	29-NOV-2010 12:52:13	Bright	45.000	82	48Bet UMa	2.3650	10600.	90	45742	No
66	GOM_NL__2PRFIN20101129_125408_00000393097_00038_45742_7253.N1	29-NOV-2010 12:54:08	Bright	39.000	55	79Zet UMa	2.0600	10200.	78	45742	No
67	GOM_NL__2PRFIN20101129_125638_00000533097_00038_45742_7254.N1	29-NOV-2010 12:56:38	Bright	52.500	174	52Psi UMa	3.0040	4400.0	105	45742	No
68	GOM_NL__2PRFIN20101129_125913_00000393097_00038_45742_7255.N1	29-NOV-2010 12:59:13	Bright	38.500	152	12Alp2CVn	2.8900	11000.	77	45742	No
69	GOM_NL__2PRFIN20101129_130830_00000563097_00038_45742_7256.N1	29-NOV-2010 13:08:30	Bright	56.000	62	94Bet Leo	2.1360	9700.0	112	45742	No
70	GOM_NL__2PRFIN20101129_131151_00000433097_00038_45742_7257.N1	29-NOV-2010 13:11:51	Bright	42.500	121	29Gam Vir	2.7400	7200.0	85	45742	No
71	GOM_NL__2PRFIN20101129_131725_00000463097_00038_45742_7258.N1	29-NOV-2010 13:17:25	Tw_i_and_stray	46.000	100	4Gam Crv	2.5800	13100.	92	45742	No
72	GOM_NL__2PRFIN20101129_131900_00000493097_00038_45742_7259.N1	29-NOV-2010 13:19:00	Dark	48.500	171	2Eps Crv	3.0010	4250.0	97	45742	No
73	GOM_NL__2PRFIN20101129_132827_00000443097_00039_45743_7285.N1	29-NOV-2010 13:28:27	Dark	44.000	113	Mu Vel	2.6920	5000.0	88	45743	No
74	GOM_NL__2PRFIN20101129_133659_00000503097_00039_45743_7286.N1	29-NOV-2010 13:36:59	Dark	49.500	34	Gam2Vel	1.7930	23000.	99	45743	No
75	GOM_NL__2PRFIN20101129_133840_00000553097_00039_45743_7287.N1	29-NOV-2010 13:38:40	Dark	54.500	70	Zet Pup	2.2460	39000.	109	45743	No
76	GOM_NL__2PRFIN20101129_134029_00000513097_00039_45743_7288.N1	29-NOV-2010 13:40:29	Dark	51.000	2	Alp Car	-0.73600	7000.0	102	45743	No
77	GOM_NL__2PRFIN20101129_134211_00000663097_00039_45743_7289.N1	29-NOV-2010 13:42:11	Dark	65.500	117	Pi Pup	2.7060	3800.0	131	45743	No
78	GOM_NL__2PRFIN20101129_134655_00000453097_00039_45743_7290.N1	29-NOV-2010 13:46:55	Dark	44.500	108	Alp Col	2.6520	15200.	89	45743	No
79	GOM_NL__2PRFIN20101129_135242_00000533097_00039_45743_7291.N1	29-NOV-2010 13:52:42	Straylight	53.000	101	11Alp Lep	2.5820	7000.0	106	45743	No
80	GOM_NL__2PRFIN20101129_135447_00000493097_00039_45743_7292.N1	29-NOV-2010 13:54:47	Straylight	49.000	165	34Gam Eri	2.9500	3200.0	98	45743	No
81	GOM_NL__2PRFIN20101129_135623_00000613097_00039_45743_7293.N1	29-NOV-2010 13:56:23	Straylight	61.000	7	19Bet Ori	0.10000	14000.	122	45743	No
82	GOM_NL__2PRFIN20101129_140428_00000583097_00039_45743_7294.N1	29-NOV-2010 14:04:28	Bright	57.500	13	87Alp Tau	0.86700	3800.0	115	45743	No
83	GOM_NL__2PRFIN20101129_140600_00000403097_00039_45743_7295.N1	29-NOV-2010 14:06:00	Bright	40.000	146	25Eta Tau	2.8730	15200.	80	45743	No
84	GOM_NL__2PRFIN20101129_140823_00000393097_00039_45743_7296.N1	29-NOV-2010 14:08:23	Bright	39.000	150	44Zet Per	2.8900	28000.	78	45743	No
85	GOM_NL__2PRFIN20101129_141049_00000373097_00039_45743_7297.N1	29-NOV-2010 14:10:49	Bright	37.000	149	45Eps Per	2.8880	30000.	74	45743	No
86	GOM_NL__2PRFIN20101129_141249_00000373097_00039_45743_7298.N1	29-NOV-2010 14:12:49	Bright	37.000	175	39Del Per	3.0100	19400.	74	45743	No
87	GOM_NL__2PRFIN20101129_141448_00000493097_00039_45743_7299.N1	29-NOV-2010 14:14:48	Bright	48.500	6	13Alp Aur	0.080000	3400.0	97	45743	No
88	GOM_NL__2PRFIN20101129_143050_00000443097_00039_45743_7300.N1	29-NOV-2010 14:30:50	Bright	44.000	36	50Alp UMa	1.8000	6300.0	88	45743	No
89	GOM_NL__2PRFIN20101129_143227_00000493097_00039_45743_7301.N1	29-NOV-2010 14:32:27	Bright	49.000	82	48Bet UMa	2.3650	10600.	98	45743	No
90	GOM_NL__2PRFIN20101129_143422_00000393097_00039_45743_7302.N1	29-NOV-2010 14:34:22	Bright	38.500	55	79Zet UMa	2.0600	10200.	77	45743	No
91	GOM_NL__2PRFIN20101129_143652_00000523097_00039_45743_7303.N1	29-NOV-2010 14:36:52	Bright	52.000	174	52Psi UMa	3.0040	4400.0	104	45743	No
92	GOM_NL__2PRFIN20101129_143927_00000373097_00039_45743_7304.N1	29-NOV-2010 14:39:27	Bright	37.000	152	12Alp2CVn	2.8900	11000.	74	45743	No
93	GOM_NL__2PRFIN20101129_144845_00000553097_00039_45743_7305.N1	29-NOV-2010 14:48:45	Bright	54.500	62	94Bet Leo	2.1360	9700.0	109	45743	No
94	GOM_NL__2PRFIN20101129_145206_00000433097_00039_45743_7306.N1	29-NOV-2010 14:52:06	Bright	43.000	121	29Gam Vir	2.7400	7200.0	86	45743	No
95	GOM_NL__2PRFIN20101129_145740_00000453097_00039_45743_7307.N1	29-NOV-2010 14:57:40	Tw_i_and_stray	44.500	100	4Gam Crv	2.5800	13100.	89	45743	No
96	GOM_NL__2PRFIN20101129_145915_00000473097_00039_45743_7308.N1	29-NOV-2010 14:59:15	Dark	46.500	171	2Eps Crv	3.0010	4250.0	93	45743	No
97	GOM_NL__2PRFIN20101129_150842_00000443097_00040_45744_7354.N1	29-NOV-2010 15:08:42	Dark	43.500	113	Mu Vel	2.6920	5000.0	87	45744	No
98	GOM_NL__2PRFIN20101129_151714_00000493097_00040_45744_7355.N1	29-NOV-2010 15:17:14	Dark	49.000	34	Gam2Vel	1.7930	23000.	98	45744	No
99	GOM_NL__2PRFIN20101129_151855_00000553097_00040_45744_7356.N1	29-NOV-2010 15:18:55	Dark	55.000	70	Zet Pup	2.2460	39000.	110	45744	No
100	GOM_NL__2PRFIN20101129_152043_00000523097_00040_45744_7357.N1	29-NOV-2010 15:20:43	Dark	52.000	2	Alp Car	-0.73600	7000.0	104	45744	No
101	GOM_NL__2PRFIN20101129_152226_00000623097_00040_45744_7358.N1	29-NOV-2010 15:22:26	Dark	61.500	117	Pi Pup	2.7060	3800.0	123	45744	No

102	GOM_NL__2PRFIN20101129_152709_000000503097_00040_45744_7359.N1	29-NOV-2010 15:27:09	Dark	50.000	108	Alp Col	2.6520	15200.	100	45744	No
103	GOM_NL__2PRFIN20101129_153256_000000583097_00040_45744_7360.N1	29-NOV-2010 15:32:56	Straylight	58.000	101	11Alp Lep	2.5820	7000.0	116	45744	No
104	GOM_NL__2PRFIN20101129_153501_000000443097_00040_45744_7361.N1	29-NOV-2010 15:35:01	Straylight	43.500	165	34Gam Eri	2.9500	3200.0	87	45744	No
105	GOM_NL__2PRFIN20101129_153637_000000703097_00040_45744_7362.N1	29-NOV-2010 15:36:37	Straylight	70.000	7	19Bet Ori	0.10000	14000.	140	45744	No
106	GOM_NL__2PRFIN20101129_154442_000000643097_00040_45744_7363.N1	29-NOV-2010 15:44:42	Bright	64.000	13	87Alp Tau	0.86700	3800.0	128	45744	No
107	GOM_NL__2PRFIN20101129_154614_000000403097_00040_45744_7364.N1	29-NOV-2010 15:46:14	Bright	39.500	146	25Eta Tau	2.8730	15200.	79	45744	No
108	GOM_NL__2PRFIN20101129_154837_000000403097_00040_45744_7365.N1	29-NOV-2010 15:48:37	Bright	40.000	150	44Zet Per	2.8900	28000.	80	45744	No
109	GOM_NL__2PRFIN20101129_155103_000000393097_00040_45744_7366.N1	29-NOV-2010 15:51:03	Bright	39.000	149	45Eps Per	2.8880	30000.	78	45744	No
110	GOM_NL__2PRFIN20101129_155303_000000383097_00040_45744_7367.N1	29-NOV-2010 15:53:03	Bright	37.500	175	39Del Per	3.0100	19400.	75	45744	No
111	GOM_NL__2PRFIN20101129_155501_000000503097_00040_45744_7368.N1	29-NOV-2010 15:55:01	Bright	49.500	6	13Alp Aur	0.080000	3400.0	99	45744	No
112	GOM_NL__2PRFIN20101129_161104_000000473097_00040_45744_7369.N1	29-NOV-2010 16:11:04	Bright	46.500	36	50Alp UMa	1.8000	6300.0	93	45744	No
113	GOM_NL__2PRFIN20101129_161240_000000433097_00040_45744_7370.N1	29-NOV-2010 16:12:40	Bright	43.000	82	48Bet UMa	2.3650	10600.	86	45744	No
114	GOM_NL__2PRFIN20101129_161436_000000393097_00040_45744_7371.N1	29-NOV-2010 16:14:36	Bright	38.500	55	79Zet UMa	2.0600	10200.	77	45744	No
115	GOM_NL__2PRFIN20101129_161706_000000513097_00040_45744_7372.N1	29-NOV-2010 16:17:06	Bright	50.500	174	52Psi UMa	3.0040	4400.0	101	45744	No
116	GOM_NL__2PRFIN20101129_161941_000000383097_00040_45744_7373.N1	29-NOV-2010 16:19:41	Bright	37.500	152	12Alp2CVn	2.8900	11000.	75	45744	No
117	GOM_NL__2PRFIN20101129_162859_000000563097_00040_45744_7374.N1	29-NOV-2010 16:28:59	Bright	55.500	62	94Bet Leo	2.1360	9700.0	111	45744	No
118	GOM_NL__2PRFIN20101129_163220_000000613097_00040_45744_7375.N1	29-NOV-2010 16:32:20	Bright	61.000	121	29Gam Vir	2.7400	7200.0	122	45744	No
119	GOM_NL__2PRFIN20101129_163754_000000453097_00040_45744_7376.N1	29-NOV-2010 16:37:54	Tw_i_and_stray	45.000	100	4Gam Crv	2.5800	13100.	90	45744	No
120	GOM_NL__2PRFIN20101129_163929_000000503097_00040_45744_7377.N1	29-NOV-2010 16:39:29	Dark	50.000	171	2Eps Crv	3.0010	4250.0	100	45744	No
121	GOM_NL__2PRFIN20101129_164856_000000453097_00041_45745_7395.N1	29-NOV-2010 16:48:56	Dark	45.000	113	Mu Vel	2.6920	5000.0	90	45745	No
122	GOM_NL__2PRFIN20101129_165729_000000483097_00041_45745_7396.N1	29-NOV-2010 16:57:29	Dark	48.000	34	Gam2Vel	1.7930	23000.	96	45745	No
123	GOM_NL__2PRFIN20101129_165910_000000553097_00041_45745_7397.N1	29-NOV-2010 16:59:10	Dark	55.000	70	Zet Pup	2.2460	39000.	110	45745	No
124	GOM_NL__2PRFIN20101129_170058_000000593097_00041_45745_7398.N1	29-NOV-2010 17:00:58	Dark	59.000	2	Alp Car	-0.73600	7000.0	118	45745	No
125	GOM_NL__2PRFIN20101129_170241_000000633097_00041_45745_7399.N1	29-NOV-2010 17:02:41	Dark	62.500	117	Pi Pup	2.7060	3800.0	125	45745	No
126	GOM_NL__2PRFIN20101129_170724_000000493097_00041_45745_7400.N1	29-NOV-2010 17:07:24	Dark	48.500	108	Alp Col	2.6520	15200.	97	45745	No
127	GOM_NL__2PRFIN20101129_171311_000000593097_00041_45745_7401.N1	29-NOV-2010 17:13:11	Straylight	58.500	101	11Alp Lep	2.5820	7000.0	117	45745	No
128	GOM_NL__2PRFIN20101129_171516_000000483097_00041_45745_7402.N1	29-NOV-2010 17:15:16	Straylight	48.000	165	34Gam Eri	2.9500	3200.0	96	45745	No
129	GOM_NL__2PRFIN20101129_171651_000000703097_00041_45745_7403.N1	29-NOV-2010 17:16:51	Straylight	70.000	7	19Bet Ori	0.10000	14000.	140	45745	No
130	GOM_NL__2PRFIN20101129_172455_000000583097_00041_45745_7404.N1	29-NOV-2010 17:24:55	Bright	57.500	13	87Alp Tau	0.86700	3800.0	115	45745	No
131	GOM_NL__2PRFIN20101129_172628_000000383097_00041_45745_7405.N1	29-NOV-2010 17:26:28	Bright	38.000	146	25Eta Tau	2.8730	15200.	76	45745	No
132	GOM_NL__2PRFIN20101129_172851_000000403097_00041_45745_7406.N1	29-NOV-2010 17:28:51	Bright	39.500	150	44Zet Per	2.8900	28000.	79	45745	No
133	GOM_NL__2PRFIN20101129_173117_000000373097_00041_45745_7407.N1	29-NOV-2010 17:31:17	Bright	37.000	149	45Eps Per	2.8880	30000.	74	45745	No
134	GOM_NL__2PRFIN20101129_173317_000000383097_00041_45745_7408.N1	29-NOV-2010 17:33:17	Bright	37.500	175	39Del Per	3.0100	19400.	75	45745	No
135	GOM_NL__2PRFIN20101129_173515_000000513097_00041_45745_7409.N1	29-NOV-2010 17:35:15	Bright	51.000	6	13Alp Aur	0.080000	3400.0	102	45745	No
136	GOM_NL__2PRFIN20101129_175118_000000473097_00041_45745_7410.N1	29-NOV-2010 17:51:18	Bright	47.000	36	50Alp UMa	1.8000	6300.0	94	45745	No
137	GOM_NL__2PRFIN20101129_175254_000000463097_00041_45745_7411.N1	29-NOV-2010 17:52:54	Bright	45.500	82	48Bet UMa	2.3650	10600.	91	45745	No
138	GOM_NL__2PRFIN20101129_175450_000000363097_00041_45745_7412.N1	29-NOV-2010 17:54:50	Bright	36.000	55	79Zet UMa	2.0600	10200.	72	45745	No
139	GOM_NL__2PRFIN20101129_175720_000000533097_00041_45745_7413.N1	29-NOV-2010 17:57:20	Bright	52.500	174	52Psi UMa	3.0040	4400.0	105	45745	No
140	GOM_NL__2PRFIN20101129_175955_000000393097_00041_45745_7414.N1	29-NOV-2010 17:59:55	Bright	39.000	152	12Alp2CVn	2.8900	11000.	78	45745	No
141	GOM_NL__2PRFIN20101129_180914_000000563097_00041_45745_7415.N1	29-NOV-2010 18:09:14	Bright	56.000	62	94Bet Leo	2.1360	9700.0	112	45745	No
142	GOM_NL__2PRFIN20101129_181235_000000443097_00041_45745_7416.N1	29-NOV-2010 18:12:35	Bright	43.500	121	29Gam Vir	2.7400	7200.0	87	45745	No
143	GOM_NL__2PRFIN20101129_181809_000000483097_00041_45745_7417.N1	29-NOV-2010 18:18:09	Twilight	47.500	100	4Gam Crv	2.5800	13100.	95	45745	No
144	GOM_NL__2PRFIN20101129_181944_000000503097_00041_45745_7418.N1	29-NOV-2010 18:19:44	Dark	49.500	171	2Eps Crv	3.0010	4250.0	99	45745	No
145	GOM_NL__2PRFIN20101129_182911_000000483097_00042_45746_7447.N1	29-NOV-2010 18:29:11	Dark	47.500	113	Mu Vel	2.6920	5000.0	95	45746	No
146	GOM_NL__2PRFIN20101129_183744_000000493097_00042_45746_7448.N1	29-NOV-2010 18:37:44	Dark	48.500	34	Gam2Vel	1.7930	23000.	97	45746	No
147	GOM_NL__2PRFIN20101129_183925_000000573097_00042_45746_7449.N1	29-NOV-2010 18:39:25	Dark	56.500	70	Zet Pup	2.2460	39000.	113	45746	No
148	GOM_NL__2PRFIN20101129_184113_000000593097_00042_45746_7450.N1	29-NOV-2010 18:41:13	Dark	59.000	2	Alp Car	-0.73600	7000.0	118	45746	No
149	GOM_NL__2PRFIN20101129_184256_000000663097_00042_45746_7451.N1	29-NOV-2010 18:42:56	Dark	65.500	117	Pi Pup	2.7060	3800.0	131	45746	No
150	GOM_NL__2PRFIN20101129_184738_000000493097_00042_45746_7452.N1	29-NOV-2010 18:47:38	Dark	49.000	108	Alp Col	2.6520	15200.	98	45746	No
151	GOM_NL__2PRFIN20101129_185325_000000543097_00042_45746_7453.N1	29-NOV-2010 18:53:25	Straylight	53.500	101	11Alp Lep	2.5820	7000.0	107	45746	No
152	GOM_NL__2PRFIN20101129_185530_000000463097_00042_45746_7454.N1	29-NOV-2010 18:55:30	Straylight	45.500	165	34Gam Eri	2.9500	3200.0	91	45746	No
153	GOM_NL__2PRFIN20101129_185705_000000633097_00042_45746_7455.N1	29-NOV-2010 18:57:05	Straylight	62.500	7	19Bet Ori	0.10000	14000.	125	45746	No
154	GOM_NL__2PRFIN20101129_190509_000000613097_00042_45746_7456.N1	29-NOV-2010 19:05:09	Bright	61.000	13	87Alp Tau	0.86700	3800.0	122	45746	No
155	GOM_NL__2PRFIN20101129_190642_000000403097_00042_45746_7457.N1	29-NOV-2010 19:06:42	Bright	39.500	146	25Eta Tau	2.8730	15200.	79	45746	No
156	GOM_NL__2PRFIN20101129_190905_000000403097_00042_45746_7458.N1	29-NOV-2010 19:09:05	Bright	40.000	150	44Zet Per	2.8900	28000.	80	45746	No
157	GOM_NL__2PRFIN20101129_191131_000000393097_00042_45746_7459.N1	29-NOV-2010 19:11:31	Bright	39.000	149	45Eps Per	2.8880	30000.	78	45746	No
158	GOM_NL__2PRFIN20101129_191331_000000373097_00042_45746_7460.N1	29-NOV-2010 19:13:31	Bright	37.000	175	39Del Per	3.0100	19400.	74	45746	No
159	GOM_NL__2PRFIN20101129_191528_000000503097_00042_45746_7461.N1	29-NOV-2010 19:15:28	Bright	50.000	6	13Alp Aur	0.080000	3400.0	100	45746	No
160	GOM_NL__2PRFIN20101129_193132_000000473097_00042_45746_7462.N1	29-NOV-2010 19:31:32	Bright	46.500	36	50Alp UMa	1.8000	6300.0	93	45746	No

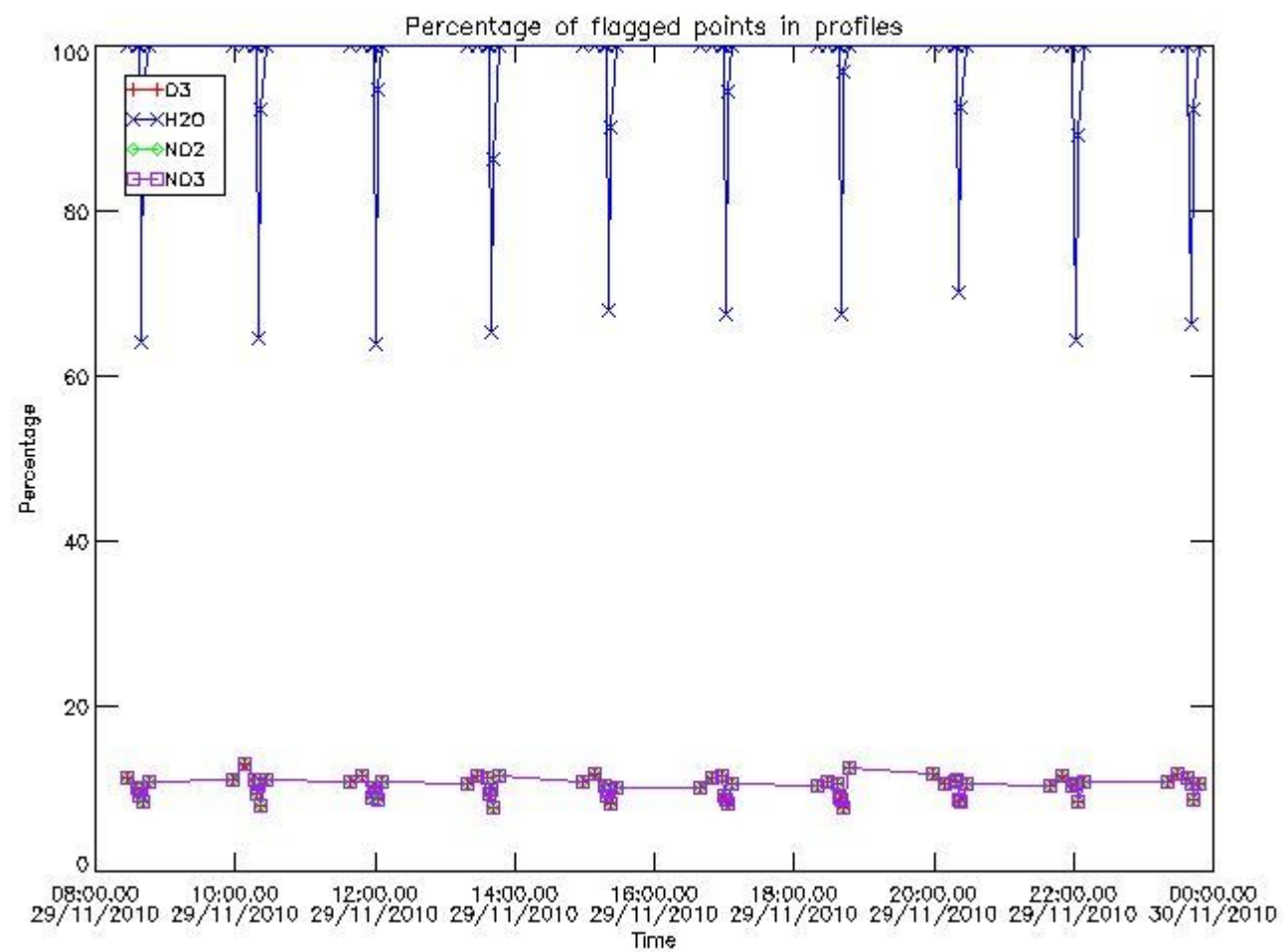
161	GOM_NL__2PRFIN20101129_193308_000000453097_00042_45746_7463.N1	29-NOV-2010 19:33:08	Bright	45.000	82	48Bet UMa	2.3650	10600.	90	45746	No
162	GOM_NL__2PRFIN20101129_193504_000000393097_00042_45746_7464.N1	29-NOV-2010 19:35:04	Bright	39.000	55	79Zet UMa	2.0600	10200.	78	45746	No
163	GOM_NL__2PRFIN20101129_193734_000000513097_00042_45746_7465.N1	29-NOV-2010 19:37:34	Bright	50.500	174	52Psi UMa	3.0040	4400.0	101	45746	No
164	GOM_NL__2PRFIN20101129_194009_000000403097_00042_45746_7466.N1	29-NOV-2010 19:40:09	Bright	39.500	152	12Alp2CVn	2.8900	11000.	79	45746	No
165	GOM_NL__2PRFIN20101129_194929_000000573097_00042_45746_7467.N1	29-NOV-2010 19:49:29	Bright	57.000	62	94Bet Leo	2.1360	9700.0	114	45746	No
166	GOM_NL__2PRFIN20101129_195249_000000603097_00042_45746_7468.N1	29-NOV-2010 19:52:49	Bright	59.500	121	29Gam Vir	2.7400	7200.0	119	45746	No
167	GOM_NL__2PRFIN20101129_195824_000000473097_00042_45746_7469.N1	29-NOV-2010 19:58:24	Twilight	47.000	100	4Gam Crv	2.5800	13100.	94	45746	No
168	GOM_NL__2PRFIN20101129_195959_000000483097_00042_45746_7470.N1	29-NOV-2010 19:59:59	Dark	47.500	171	2Eps Crv	3.0010	4250.0	95	45746	No
169	GOM_NL__2PRFIN20101129_200926_000000483097_00043_45747_7498.N1	29-NOV-2010 20:09:26	Dark	48.000	113	Mu Vel	2.6920	5000.0	96	45747	No
170	GOM_NL__2PRFIN20101129_201759_000000523097_00043_45747_7499.N1	29-NOV-2010 20:17:59	Dark	51.500	34	Gam2Vel	1.7930	23000.	103	45747	No
171	GOM_NL__2PRFIN20101129_201940_000000593097_00043_45747_7500.N1	29-NOV-2010 20:19:40	Dark	59.000	70	Zet Pup	2.2460	39000.	118	45747	No
172	GOM_NL__2PRFIN20101129_202127_000000593097_00043_45747_7501.N1	29-NOV-2010 20:21:27	Dark	59.000	2	Alp Car	-0.73600	7000.0	118	45747	No
173	GOM_NL__2PRFIN20101129_202311_000000613097_00043_45747_7502.N1	29-NOV-2010 20:23:11	Dark	60.500	117	Pi Pup	2.7060	3800.0	121	45747	No
174	GOM_NL__2PRFIN20101129_202753_000000493097_00043_45747_7503.N1	29-NOV-2010 20:27:53	Dark	48.500	108	Alp Col	2.6520	15200.	97	45747	No
175	GOM_NL__2PRFIN20101129_203339_000000563097_00043_45747_7504.N1	29-NOV-2010 20:33:39	Straylight	56.000	101	11Alp Lep	2.5820	7000.0	112	45747	No
176	GOM_NL__2PRFIN20101129_203548_000000433097_00043_45747_7505.N1	29-NOV-2010 20:35:48	Straylight	43.000	165	34Gam Eri	2.9500	3200.0	86	45747	No
177	GOM_NL__2PRFIN20101129_203719_000000613097_00043_45747_7506.N1	29-NOV-2010 20:37:19	Straylight	61.000	7	19Bet Ori	0.10000	14000.	122	45747	No
178	GOM_NL__2PRFIN20101129_204523_000000553097_00043_45747_7507.N1	29-NOV-2010 20:45:23	Bright	55.000	13	87Alp Tau	0.86700	3800.0	110	45747	No
179	GOM_NL__2PRFIN20101129_204656_000000393097_00043_45747_7508.N1	29-NOV-2010 20:46:56	Bright	39.000	146	25Eta Tau	2.8730	15200.	78	45747	No
180	GOM_NL__2PRFIN20101129_204918_000000403097_00043_45747_7509.N1	29-NOV-2010 20:49:18	Bright	39.500	150	44Zet Per	2.8900	28000.	79	45747	No
181	GOM_NL__2PRFIN20101129_205144_000000393097_00043_45747_7510.N1	29-NOV-2010 20:51:44	Bright	38.500	149	45Eps Per	2.8880	30000.	77	45747	No
182	GOM_NL__2PRFIN20101129_205344_000000383097_00043_45747_7511.N1	29-NOV-2010 20:53:44	Bright	37.500	175	39Del Per	3.0100	19400.	75	45747	No
183	GOM_NL__2PRFIN20101129_205542_000000483097_00043_45747_7512.N1	29-NOV-2010 20:55:42	Bright	47.500	6	13Alp Aur	0.080000	3400.0	95	45747	No
184	GOM_NL__2PRFIN20101129_211145_000000463097_00043_45747_7513.N1	29-NOV-2010 21:11:45	Bright	46.000	36	50Alp UMa	1.8000	6300.0	92	45747	No
185	GOM_NL__2PRFIN20101129_211321_000000453097_00043_45747_7514.N1	29-NOV-2010 21:13:21	Bright	45.000	82	48Bet UMa	2.3650	10600.	90	45747	No
186	GOM_NL__2PRFIN20101129_211518_000000373097_00043_45747_7515.N1	29-NOV-2010 21:15:18	Bright	36.500	55	79Zet UMa	2.0600	10200.	73	45747	No
187	GOM_NL__2PRFIN20101129_211747_000000533097_00043_45747_7516.N1	29-NOV-2010 21:17:47	Bright	52.500	174	52Psi UMa	3.0040	4400.0	105	45747	No
188	GOM_NL__2PRFIN20101129_212024_000000403097_00043_45747_7517.N1	29-NOV-2010 21:20:24	Bright	40.000	152	12Alp2CVn	2.8900	11000.	80	45747	No
189	GOM_NL__2PRFIN20101129_212943_000000543097_00043_45747_7518.N1	29-NOV-2010 21:29:43	Bright	54.000	62	94Bet Leo	2.1360	9700.0	108	45747	No
190	GOM_NL__2PRFIN20101129_213304_000000433097_00043_45747_7519.N1	29-NOV-2010 21:33:04	Bright	43.000	121	29Gam Vir	2.7400	7200.0	86	45747	No
191	GOM_NL__2PRFIN20101129_213839_000000463097_00043_45747_7520.N1	29-NOV-2010 21:38:39	Twilight	45.500	100	4Gam Crv	2.5800	13100.	91	45747	No
192	GOM_NL__2PRFIN20101129_214014_000000503097_00043_45747_7521.N1	29-NOV-2010 21:40:14	Dark	49.500	171	2Eps Crv	3.0010	4250.0	99	45747	No
193	GOM_NL__2PRFIN20101129_214941_000000453097_00044_45748_7548.N1	29-NOV-2010 21:49:41	Dark	44.500	113	Mu Vel	2.6920	5000.0	89	45748	No
194	GOM_NL__2PRFIN20101129_215814_000000503097_00044_45748_7549.N1	29-NOV-2010 21:58:14	Dark	49.500	34	Gam2Vel	1.7930	23000.	99	45748	No
195	GOM_NL__2PRFIN20101129_220142_000000483097_00044_45748_7550.N1	29-NOV-2010 22:01:42	Dark	48.000	2	Alp Car	-0.73600	7000.0	96	45748	No
196	GOM_NL__2PRFIN20101129_220326_000000613097_00044_45748_7551.N1	29-NOV-2010 22:03:26	Dark	61.000	117	Pi Pup	2.7060	3800.0	122	45748	No
197	GOM_NL__2PRFIN20101129_220807_000000473097_00044_45748_7552.N1	29-NOV-2010 22:08:07	Dark	46.500	108	Alp Col	2.6520	15200.	93	45748	No
198	GOM_NL__2PRFIN20101129_221353_000000563097_00044_45748_7553.N1	29-NOV-2010 22:13:53	Straylight	55.500	101	11Alp Lep	2.5820	7000.0	111	45748	No
199	GOM_NL__2PRFIN20101129_221733_000000633097_00044_45748_7554.N1	29-NOV-2010 22:17:33	Straylight	63.000	7	19Bet Ori	0.10000	14000.	126	45748	No
200	GOM_NL__2PRFIN20101129_222536_000000643097_00044_45748_7555.N1	29-NOV-2010 22:25:36	Bright	64.000	13	87Alp Tau	0.86700	3800.0	128	45748	No
201	GOM_NL__2PRFIN20101129_222710_000000373097_00044_45748_7556.N1	29-NOV-2010 22:27:10	Bright	37.000	146	25Eta Tau	2.8730	15200.	74	45748	No
202	GOM_NL__2PRFIN20101129_222932_000000403097_00044_45748_7557.N1	29-NOV-2010 22:29:32	Bright	39.500	150	44Zet Per	2.8900	28000.	79	45748	No
203	GOM_NL__2PRFIN20101129_223158_000000383097_00044_45748_7558.N1	29-NOV-2010 22:31:58	Bright	37.500	149	45Eps Per	2.8880	30000.	75	45748	No
204	GOM_NL__2PRFIN20101129_223358_000000373097_00044_45748_7559.N1	29-NOV-2010 22:33:58	Bright	36.500	175	39Del Per	3.0100	19400.	73	45748	No
205	GOM_NL__2PRFIN20101129_223555_000000503097_00044_45748_7560.N1	29-NOV-2010 22:35:55	Bright	49.500	6	13Alp Aur	0.080000	3400.0	99	45748	No
206	GOM_NL__2PRFIN20101129_225159_000000463097_00044_45748_7561.N1	29-NOV-2010 22:51:59	Bright	46.000	36	50Alp UMa	1.8000	6300.0	92	45748	No
207	GOM_NL__2PRFIN20101129_225335_000000463097_00044_45748_7562.N1	29-NOV-2010 22:53:35	Bright	45.500	82	48Bet UMa	2.3650	10600.	91	45748	No
208	GOM_NL__2PRFIN20101129_225508_000000373097_00044_45748_7563.N1	29-NOV-2010 22:55:08	Bright	36.500	32	77Eps UMa	1.7630	11000.	73	45748	No
209	GOM_NL__2PRFIN20101129_225801_000000523097_00044_45748_7564.N1	29-NOV-2010 22:58:01	Bright	51.500	174	52Psi UMa	3.0040	4400.0	103	45748	No
210	GOM_NL__2PRFIN20101129_230038_000000393097_00044_45748_7565.N1	29-NOV-2010 23:00:38	Bright	39.000	152	12Alp2CVn	2.8900	11000.	78	45748	No
211	GOM_NL__2PRFIN20101129_230958_000000573097_00044_45748_7566.N1	29-NOV-2010 23:09:58	Bright	56.500	62	94Bet Leo	2.1360	9700.0	113	45748	No
212	GOM_NL__2PRFIN20101129_231318_000000423097_00044_45748_7567.N1	29-NOV-2010 23:13:18	Bright	42.000	121	29Gam Vir	2.7400	7200.0	84	45748	No
213	GOM_NL__2PRFIN20101129_231853_000000473097_00044_45748_7568.N1	29-NOV-2010 23:18:53	Twilight	46.500	100	4Gam Crv	2.5800	13100.	93	45748	No
214	GOM_NL__2PRFIN20101129_232028_000000473097_00044_45748_7569.N1	29-NOV-2010 23:20:28	Dark	46.500	171	2Eps Crv	3.0010	4250.0	93	45748	No
215	GOM_NL__2PRFIN20101129_232956_000000433097_00045_45749_7562.N1	29-NOV-2010 23:29:56	Dark	43.000	113	Mu Vel	2.6920	5000.0	86	45749	No
216	GOM_NL__2PRFIN20101129_233829_000000493097_00045_45749_7563.N1	29-NOV-2010 23:38:29	Dark	49.000	34	Gam2Vel	1.7930	23000.	98	45749	No
217	GOM_NL__2PRFIN20101129_234156_000000483097_00045_45749_7564.N1	29-NOV-2010 23:41:56	Dark	48.000	2	Alp Car	-0.73600	7000.0	96	45749	No
218	GOM_NL__2PRFIN20101129_234341_000000653097_00045_45749_7565.N1	29-NOV-2010 23:43:41	Dark	64.500	117	Pi Pup	2.7060	3800.0	129	45749	No
219	GOM_NL__2PRFIN20101129_234822_000000483097_00045_45749_7566.N1	29-NOV-2010 23:48:22	Dark	48.000	108	Alp Col	2.6520	15200.	96	45749	No

220	GOM_NL__2PRFIN20101129_235407_000000543097_00045_45749_7567.N1	29-NOV-2010 23:54:07	Straylight	54.000	101	11Alp Lep	2.5820	7000.0	108	45749	No
221	GOM_NL__2PRFIN20101129_235747_000000613097_00045_45749_7568.N1	29-NOV-2010 23:57:47	Straylight	60.500	7	19Bet Ori	0.10000	14000.	121	45749	No

### 3. Quality information per product

In this section it is plotted some information contained in the Quality Summary data set of the level 2 products. Only products in dark limb conditions and without errors (error flag in the MPH set to "0") are used.

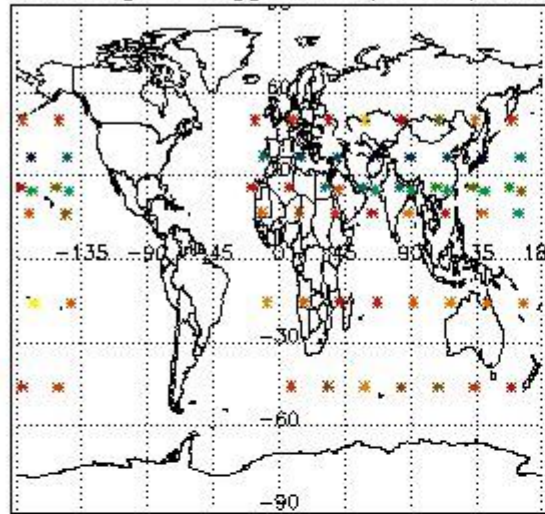
#### 3.1 Plot quality information per product (time dependant)



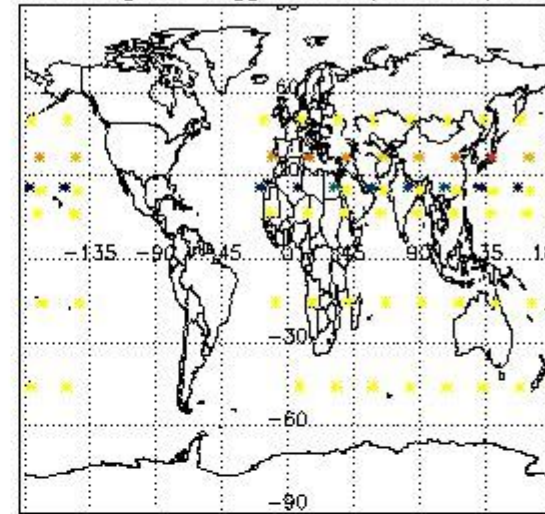
#### 3.2 Plot quality information per product (world map)



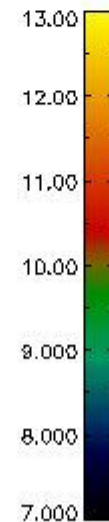
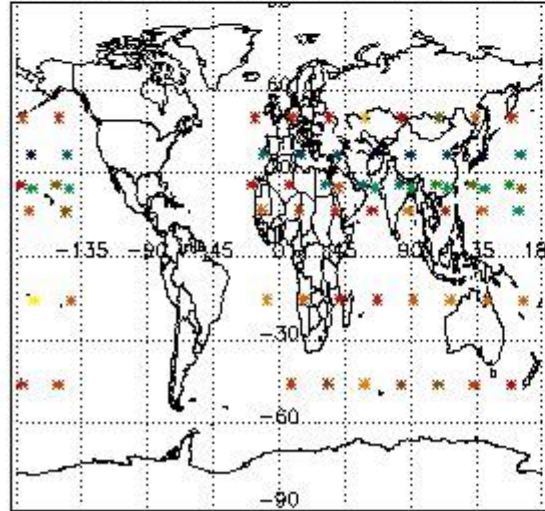
Percentage of flagged data per O3 profile



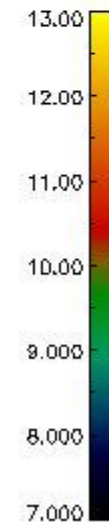
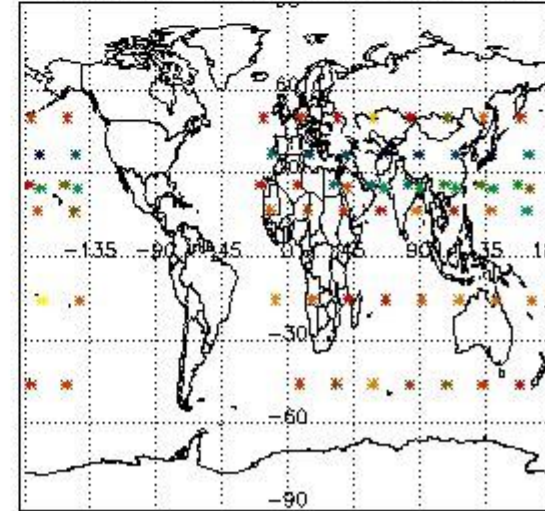
Percentage of flagged data per H2O profile



Percentage of flagged data per NO2 profile



Percentage of flagged data per NO3 profile

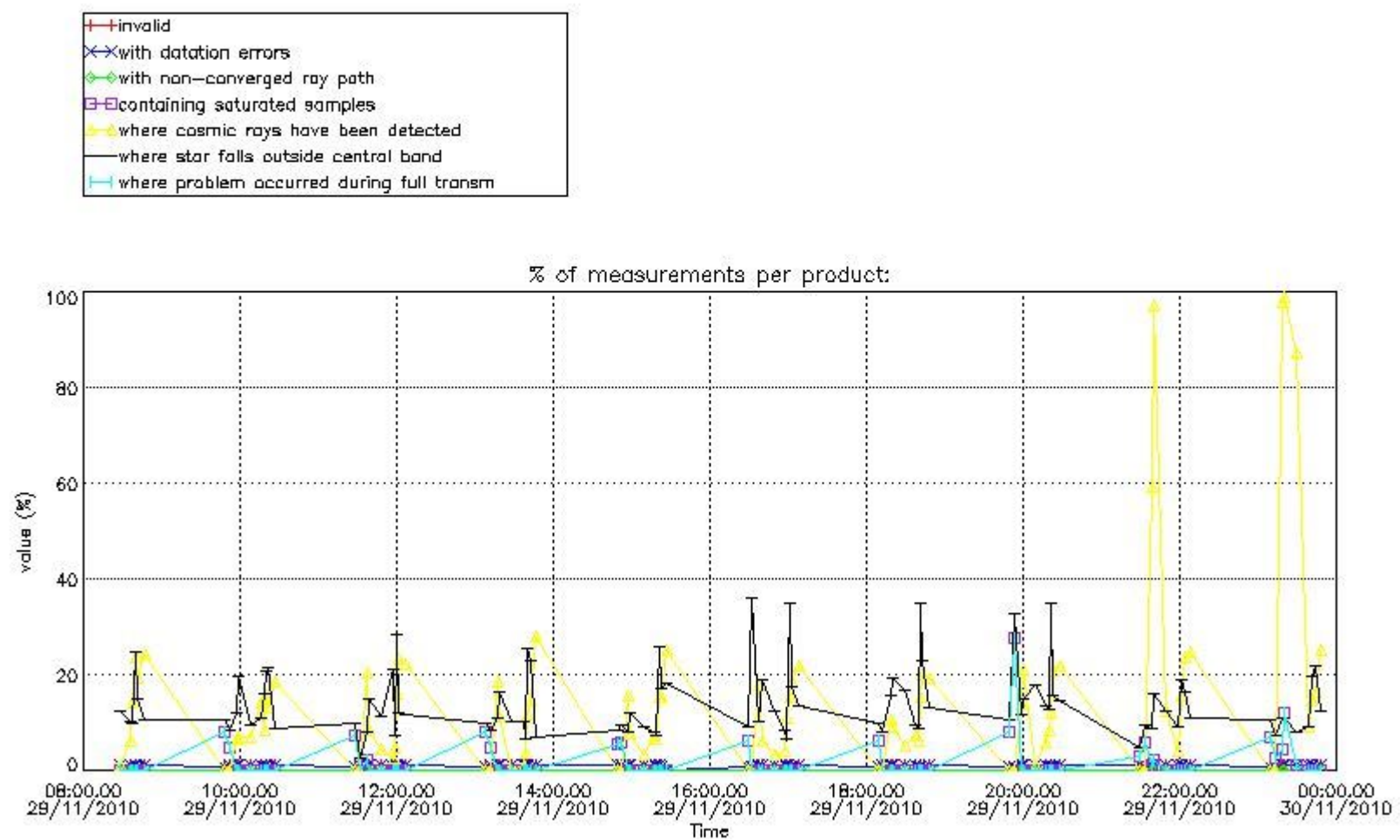


#### 4. Level 1 quality information per product

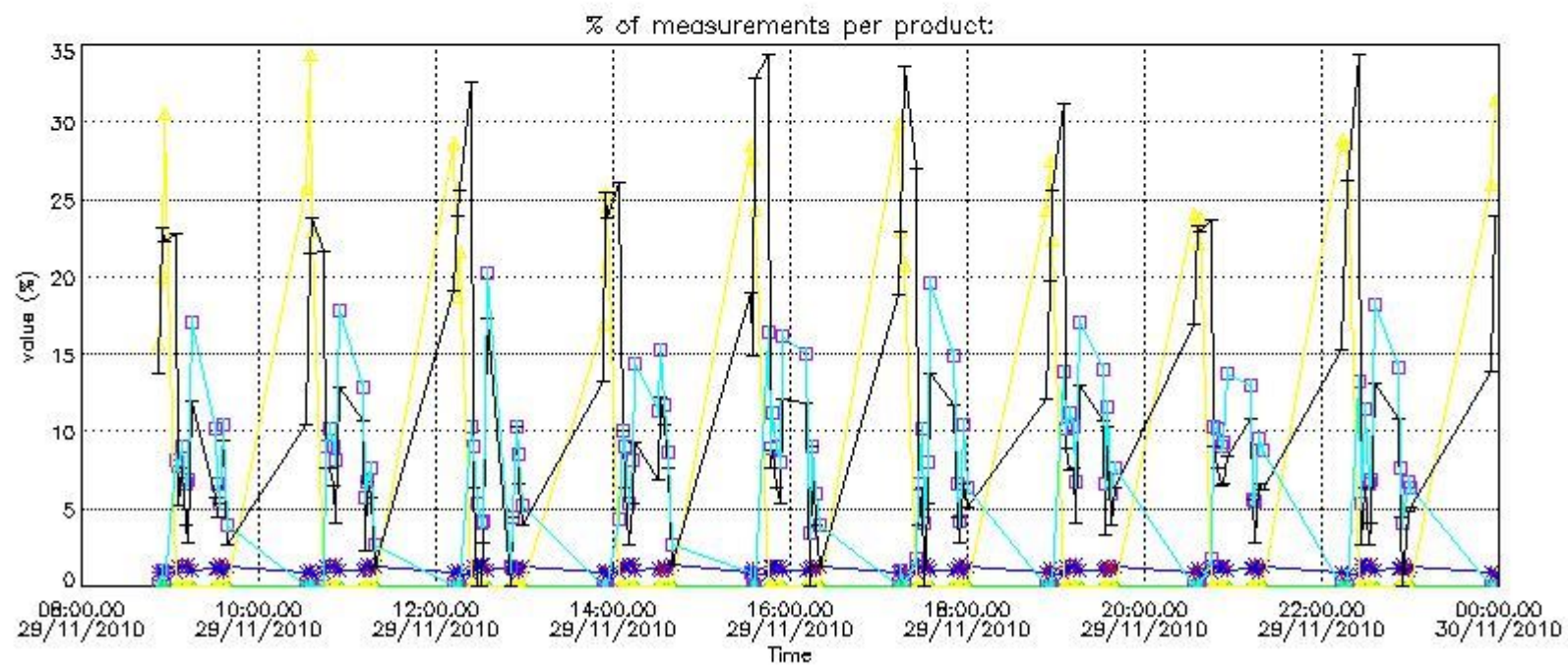
In this section it is plotted some information contained in the Quality Summary data set of the level 2 products that comes from the level 1b processing. Products without errors (error flag in the MPH set to "0") are used.

##### 4.1 Plot quality information per product (time dependant) coming from level 1b processing

###### 4.1.1 Plot level 1 quality information per product (time dependant): ENVISAT ASCENDING passes



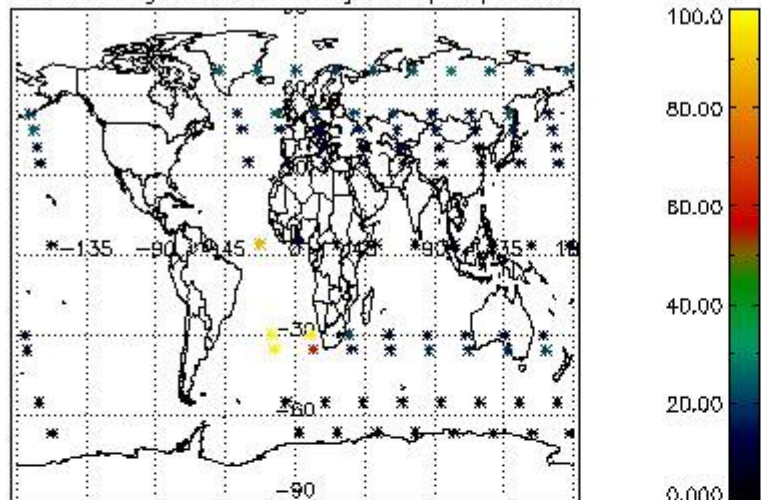
4.1.2 Plot level 1 quality information per product (time dependant): ENVI SAT DESCENDING passes



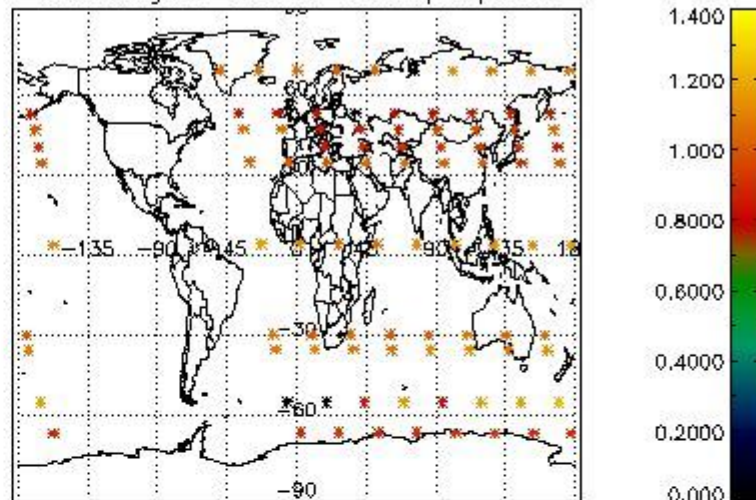
#### 4.2 Plot quality information per product coming from level 1b processing (world map)

##### 4.2.1 Plot level 1 quality information per product (world map): ENVISAT ASCENDING passes

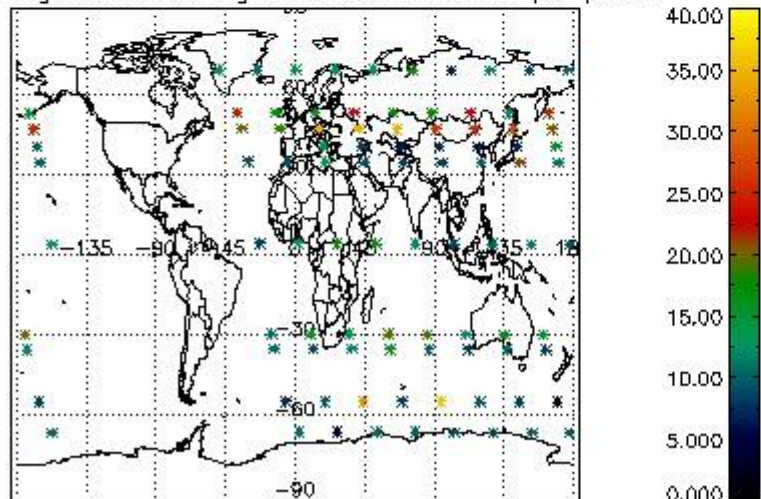
Percentage of cosmic ray hits per profile



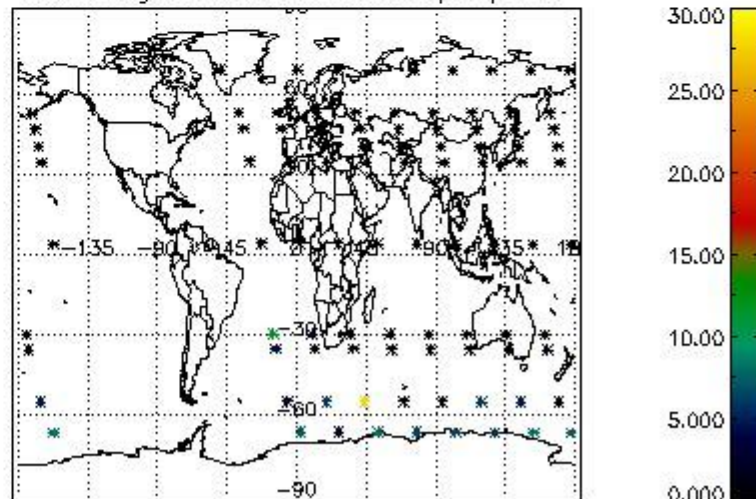
Percentage of datation errors per profile



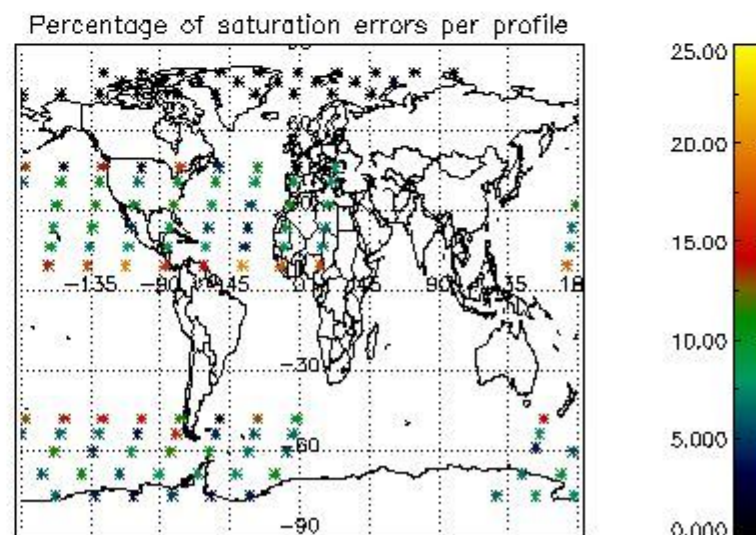
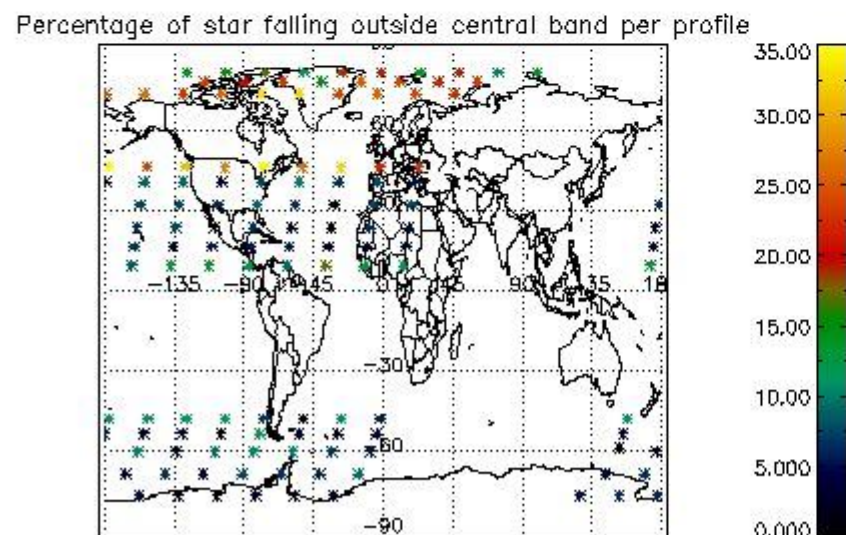
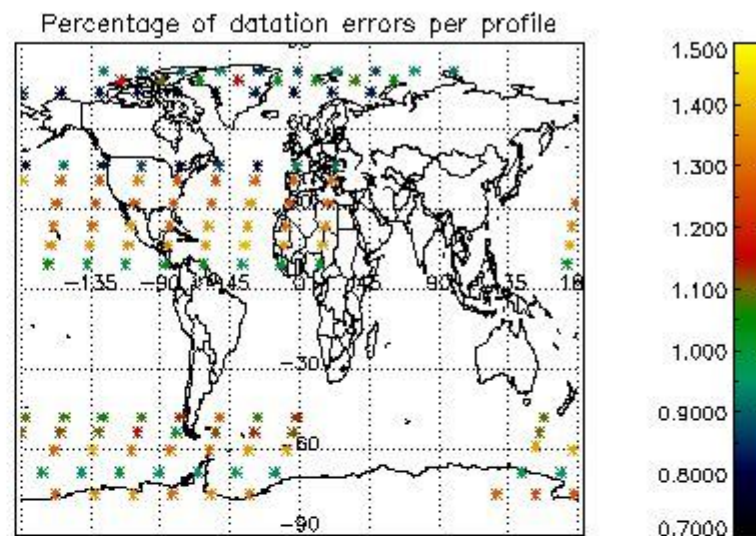
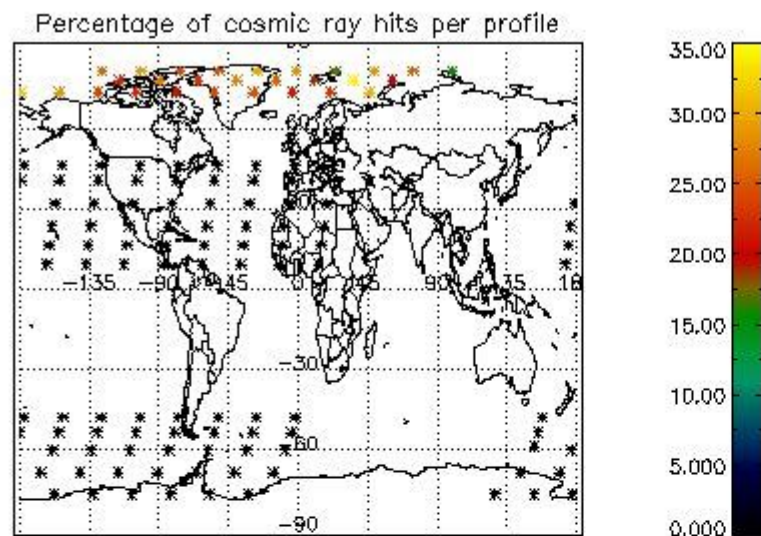
Percentage of star falling outside central band per profile



Percentage of saturation errors per profile



4.2.2 Plot level 1 quality information per product (world map): ENVISAT DESCENDING passes



## 5. Trace gas profiles

### 5.1 Ozone statistics based on quality of products

The final quality of the products can be "measured" using the STD (Standard Deviation) attached to every point profile. This information is written to the parameter GOM\_NL\_\_2P/NL\_LOCAL\_SPECIES\_DENSITY/o3\_std of the level 2 products. The table below shows the statistics for given STD ranges.

The statistics are given with respect to the overall valid production:

- Products without fatal errors: GOM\_NL\_\_2P/MPH/PRODUCT\_ERR=0
- Valid point profile: GOM\_NL\_\_2P/NL\_LOCAL\_SPECIES\_DENSITY/pcd(0)=0

The 'Criteria' is applied to valid points of dark limb products:

- Products in dark limb illumination condition: GOM\_NL\_\_2P/NL\_SUMMARY\_QUALITY/obs\_ill\_cond=0
- Products without fatal errors: GOM\_NL\_\_2P/MPH/PRODUCT\_ERR=0
- Valid point profile: GOM\_NL\_\_2P/NL\_LOCAL\_SPECIES\_DENSITY/pcd(0)=0

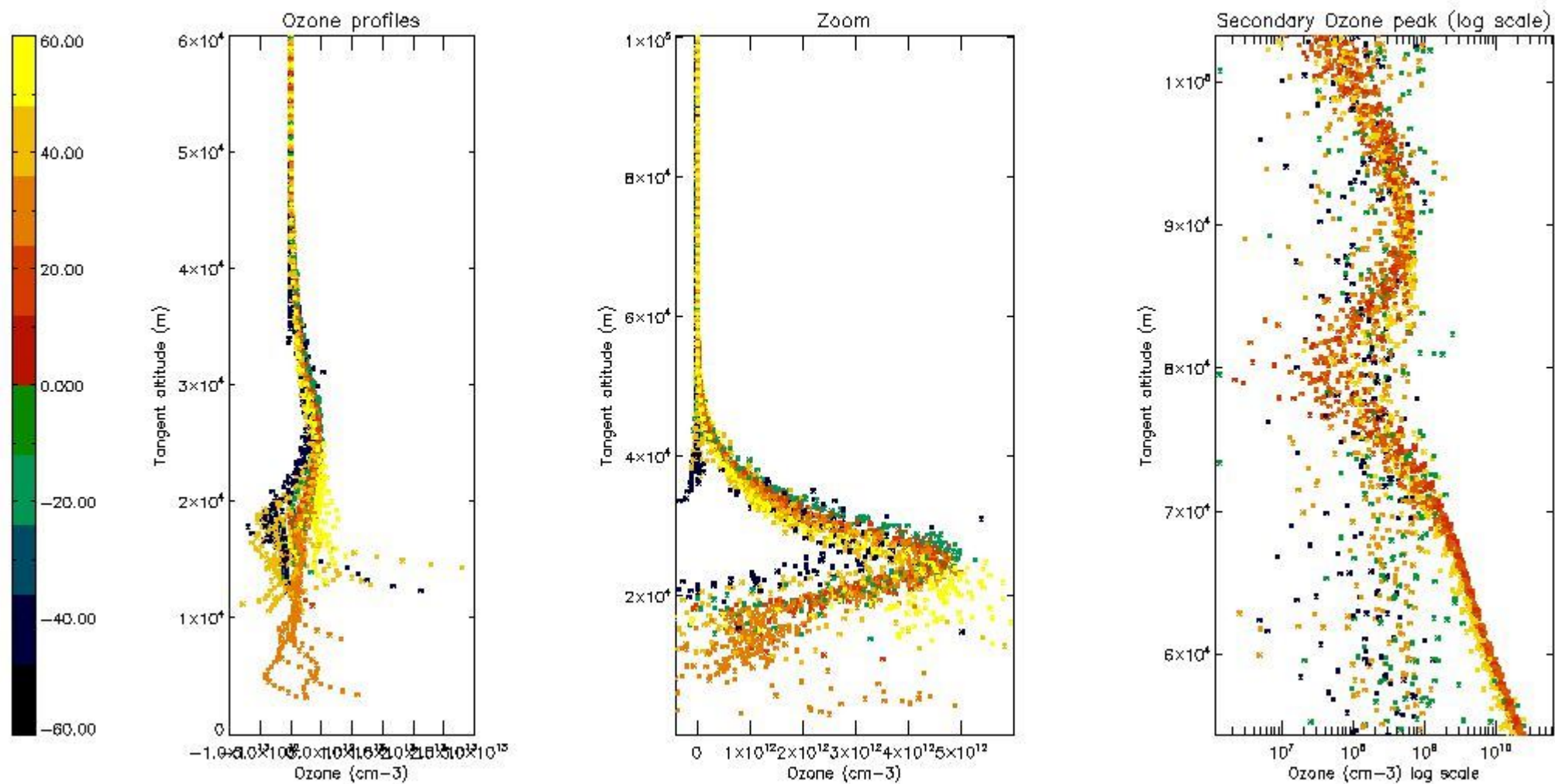
So, the table below shows the percentage of dark limb and valid observations for each criteria with respect to the overall valid daily observations.

Criteria	% of total production
All STD	33
STD < 20	16

STD < 10	12
STD < 5	8

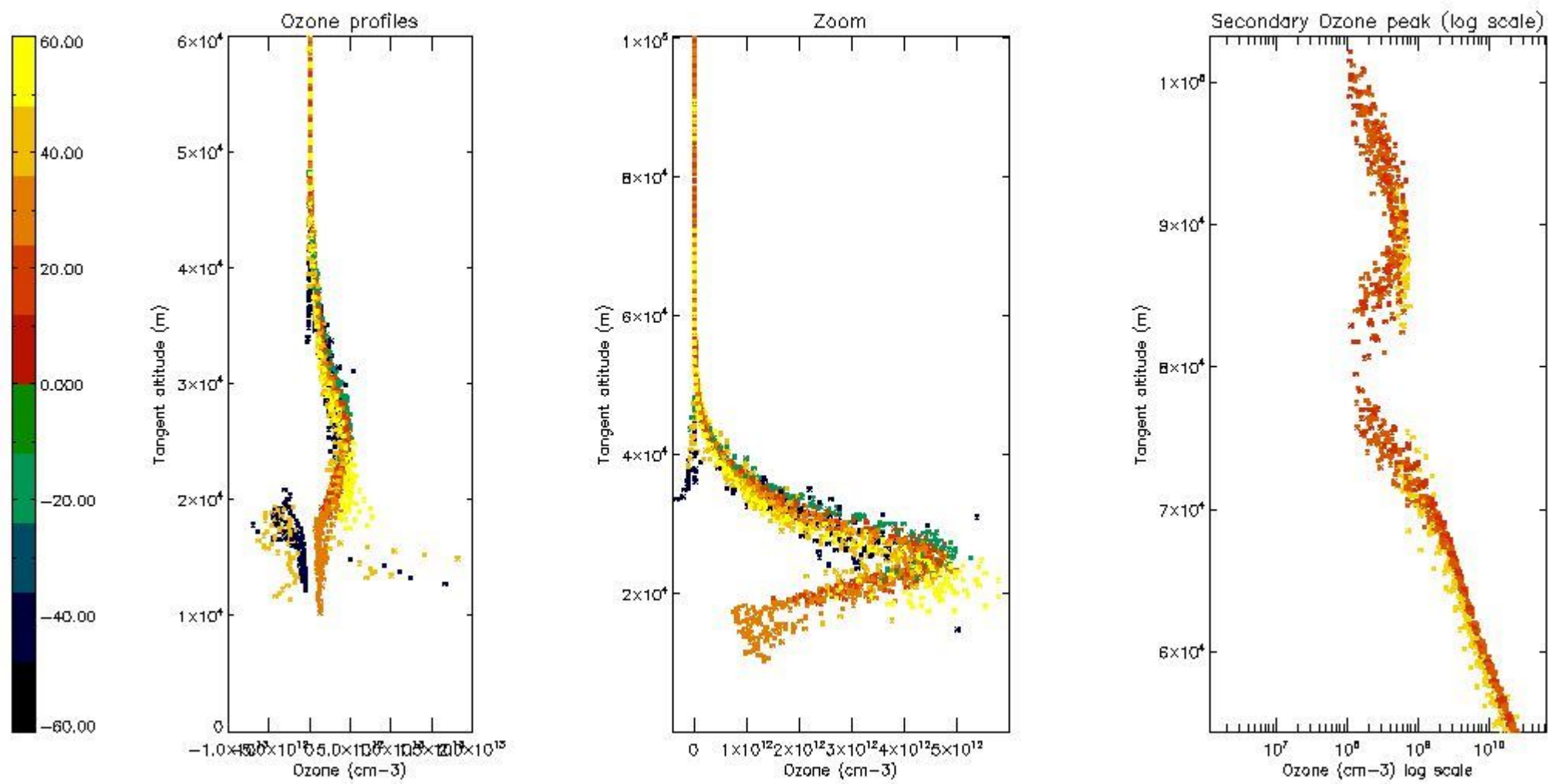
5.2 Plot ozone profiles for all STD (dark without errors)

The colorbar represents the latitude.



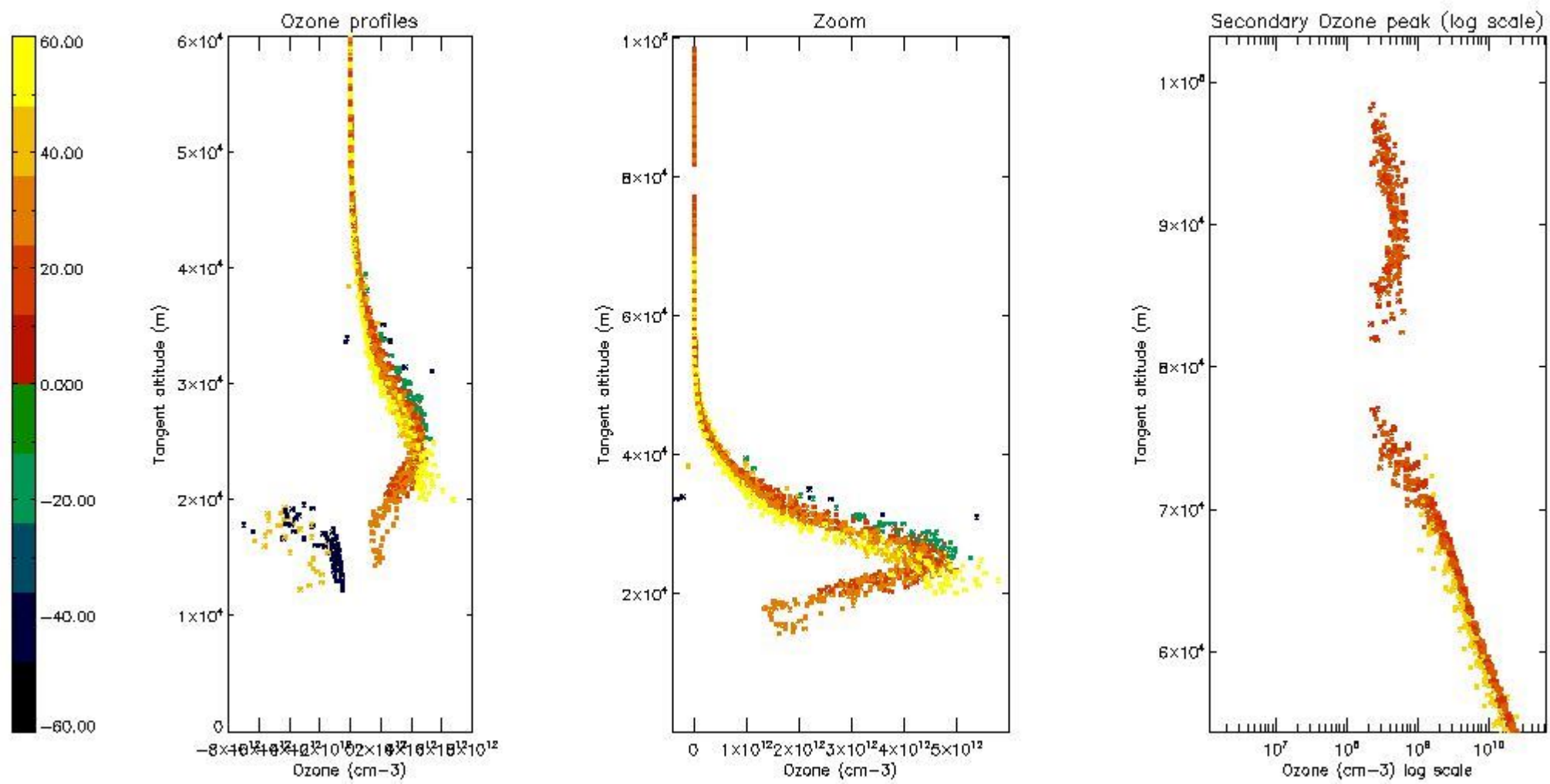
5.3 Plot ozone profiles where STD < 20% (dark without errors)

The colorbar represents the latitude.



5.4 Plot ozone profiles where  $STD < 10\%$  (dark without errors)

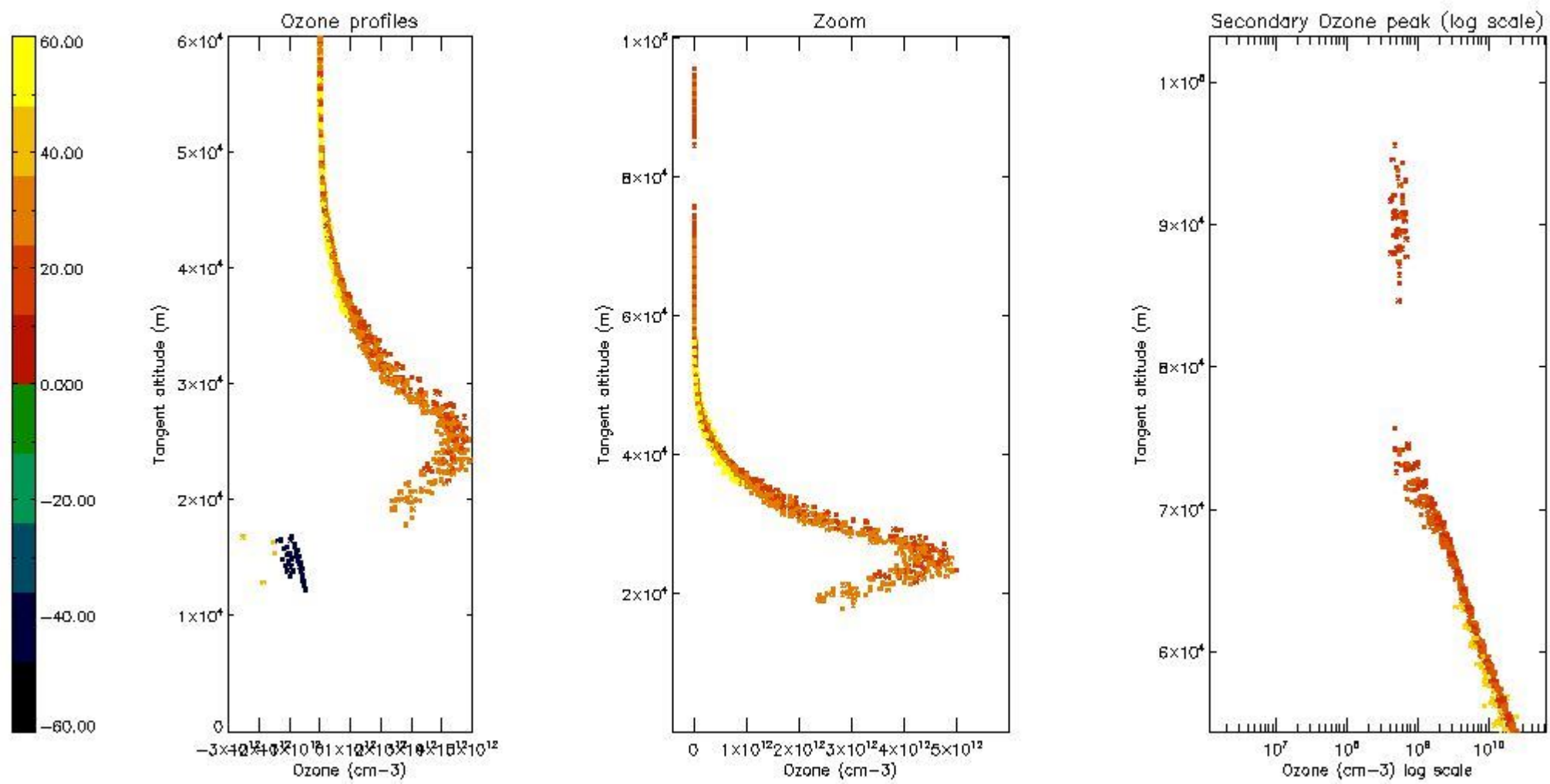
The colorbar represents the latitude.



*5.5 Plot ozone profiles where STD < 5% (dark without errors)*

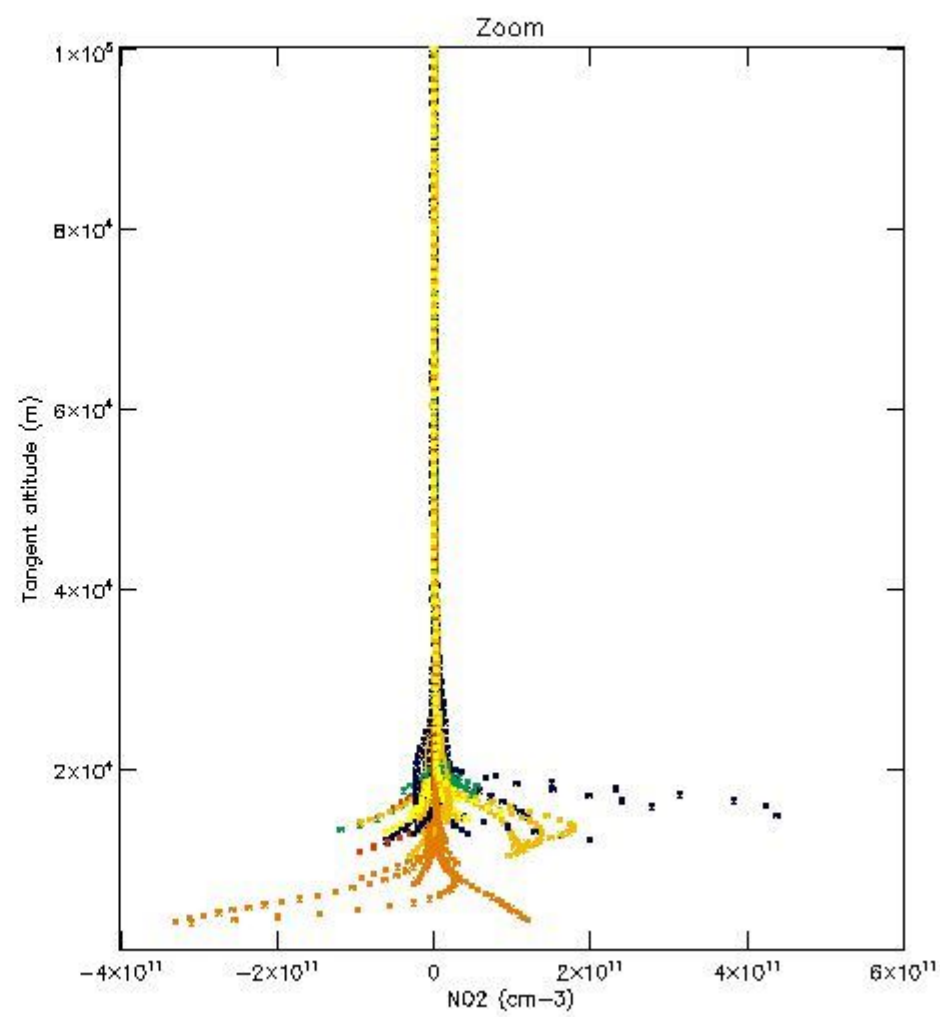
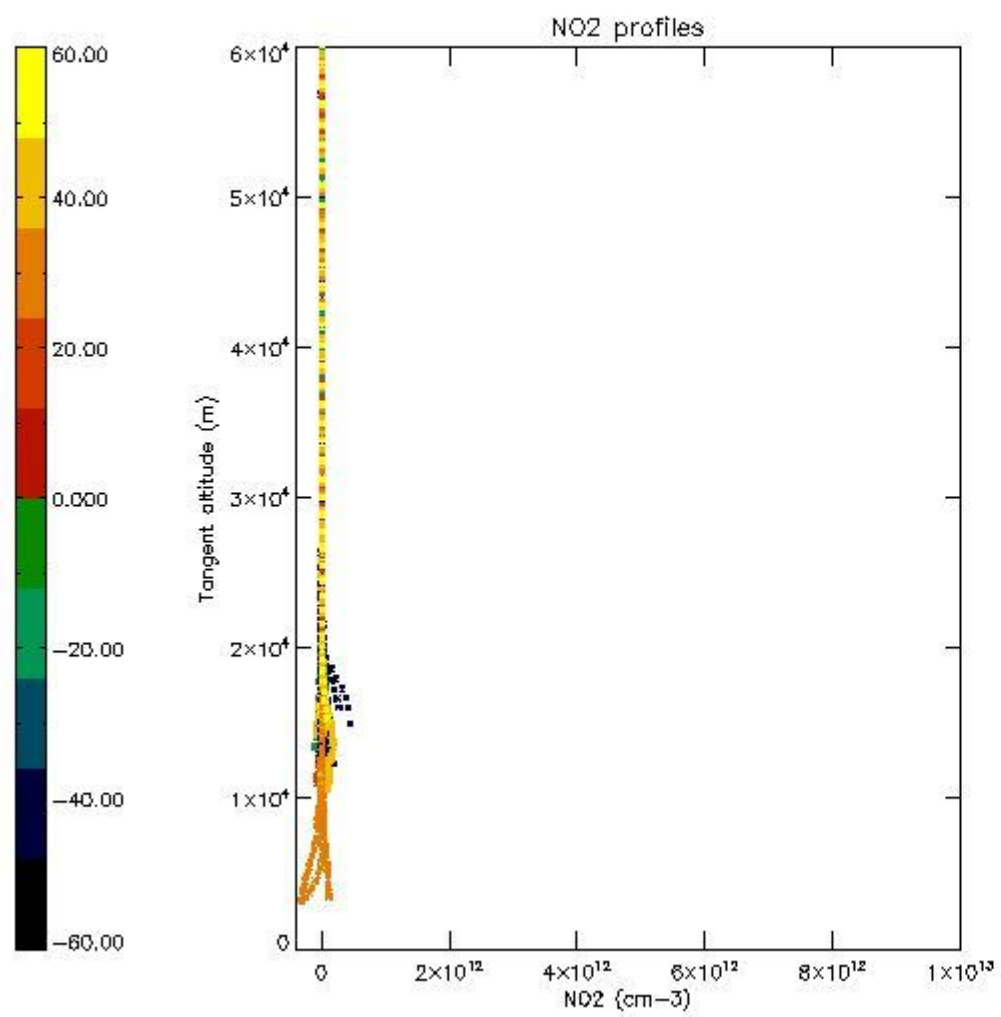
The colorbar represents the latitude.





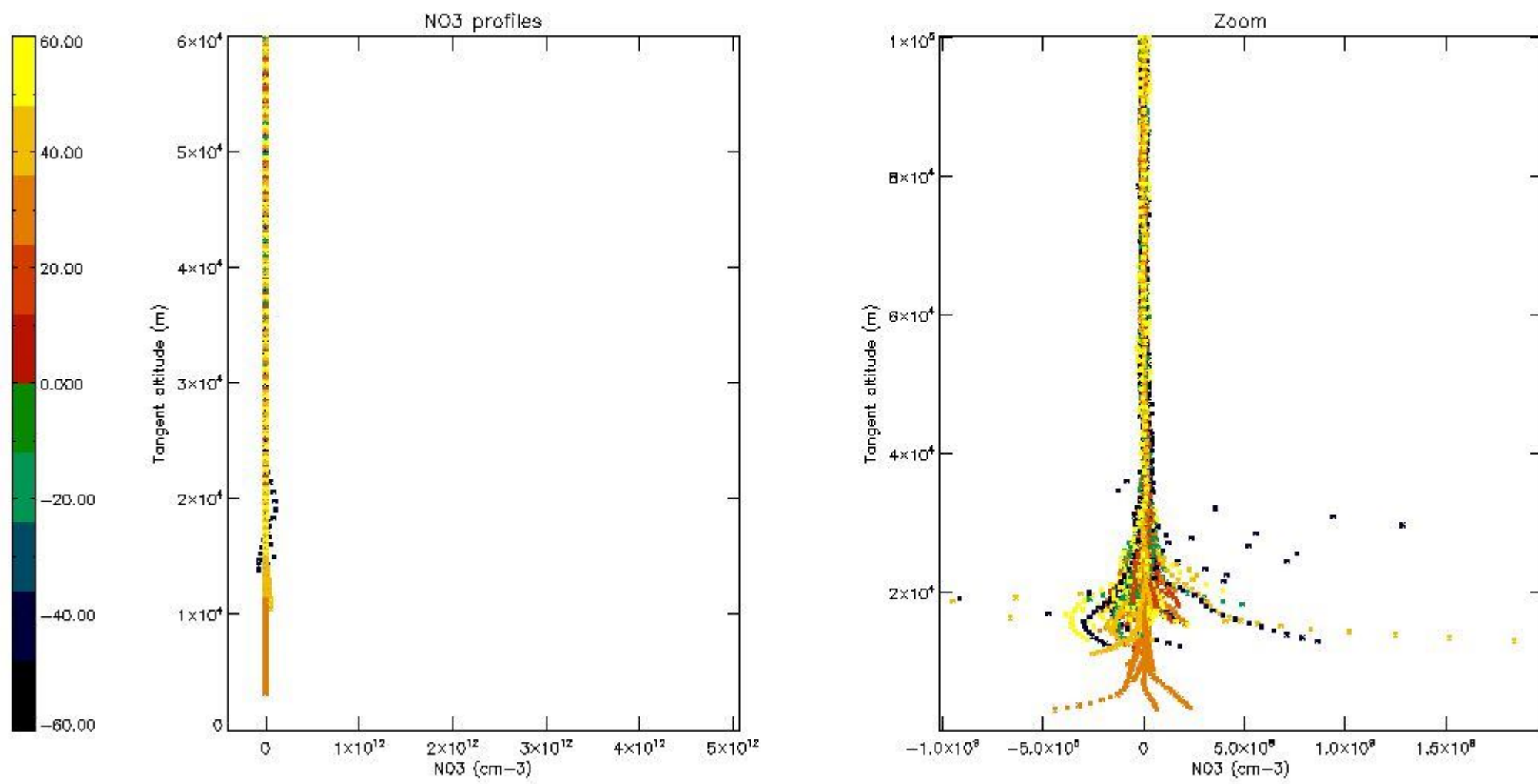
*5.6 Plot NO<sub>2</sub> profiles for all STD (dark without errors)*

The colorbar represents the latitude.



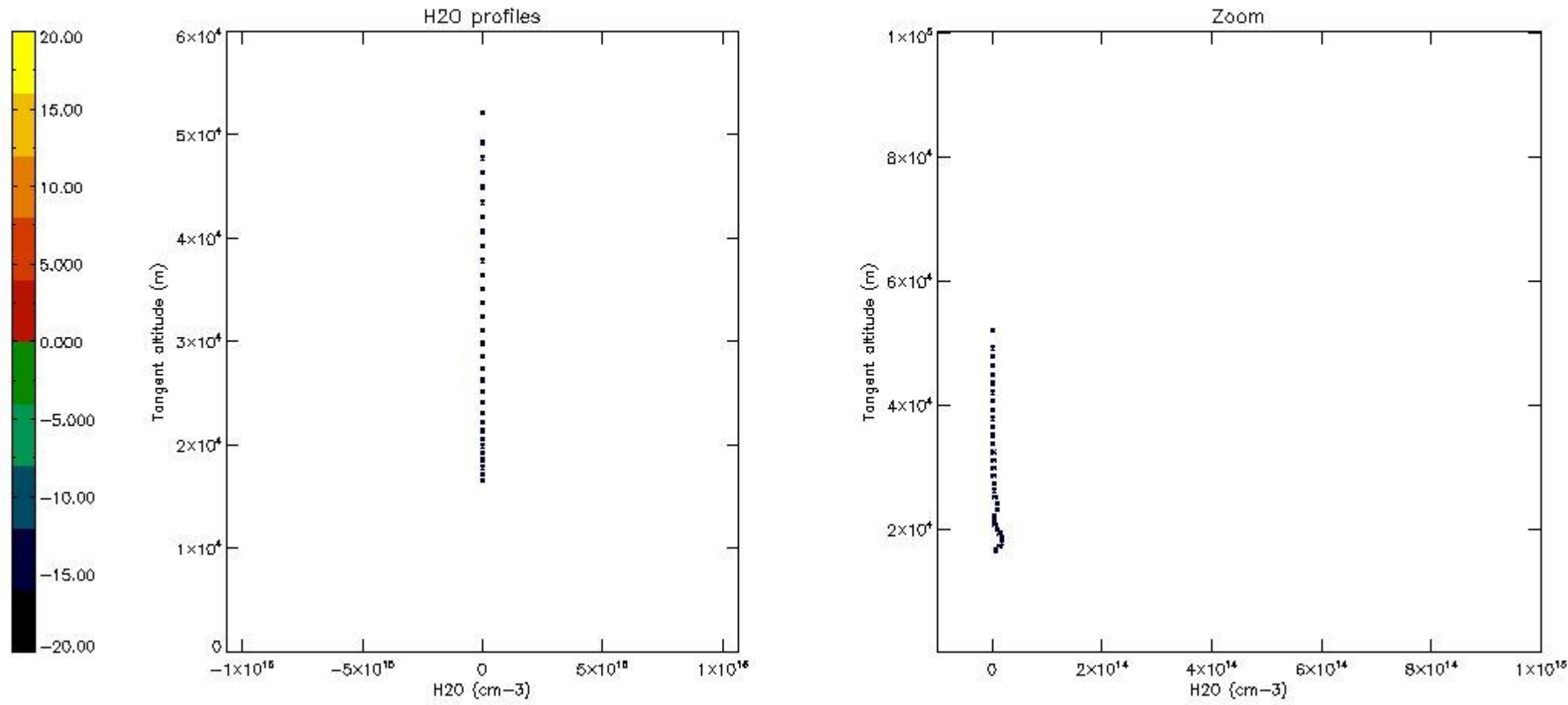
*5.7 Plot NO3 profiles for all STD (dark without errors)*

The colorbar represents the latitude.



5.8 Plot H<sub>2</sub>O profiles for all STD (only for occultations of stars 1,2,3,4,13,14,16,26,63 dark without errors)

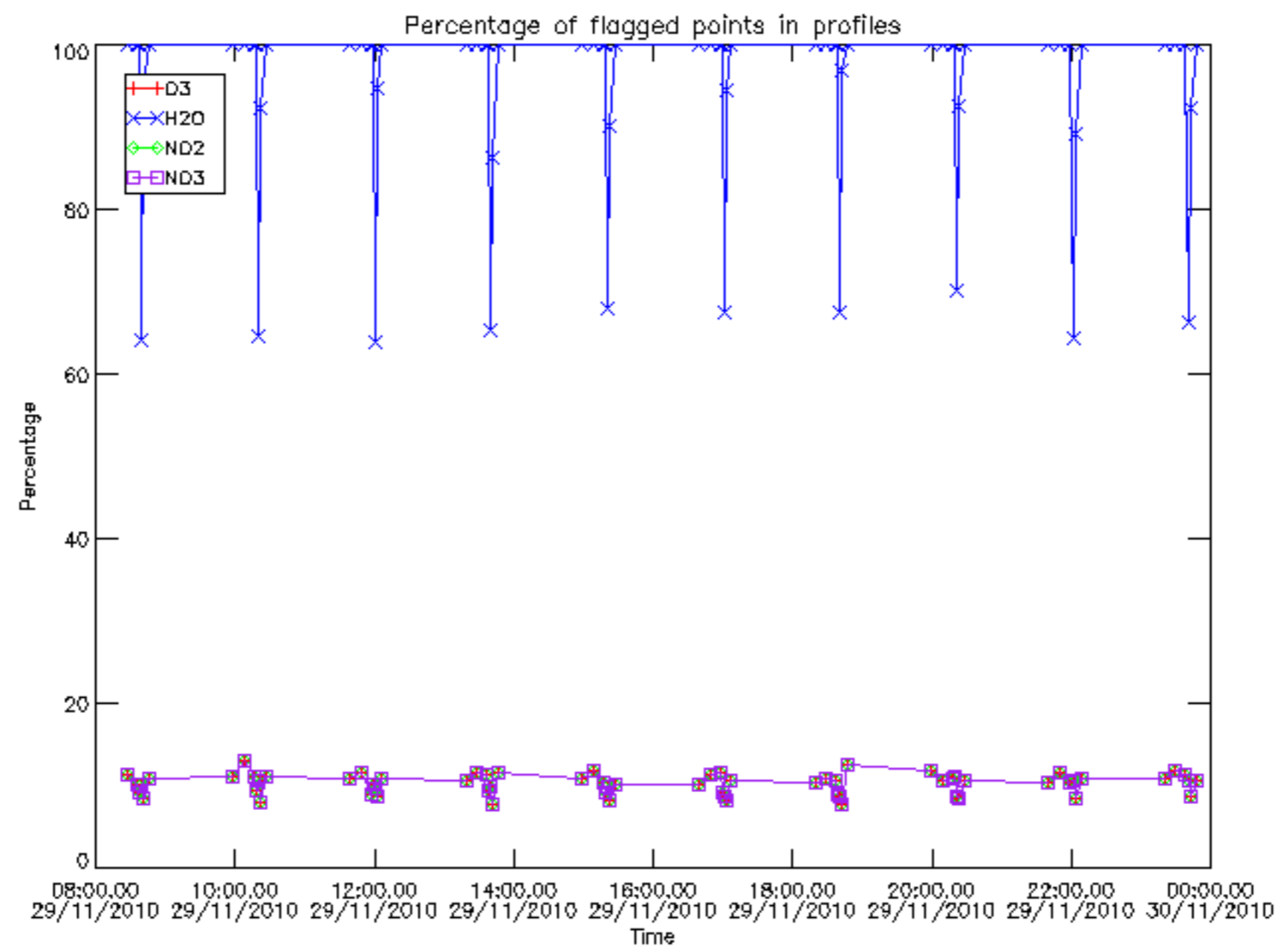
The colorbar represents the latitude.



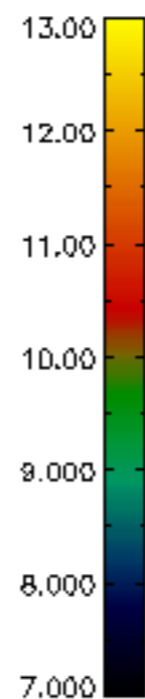
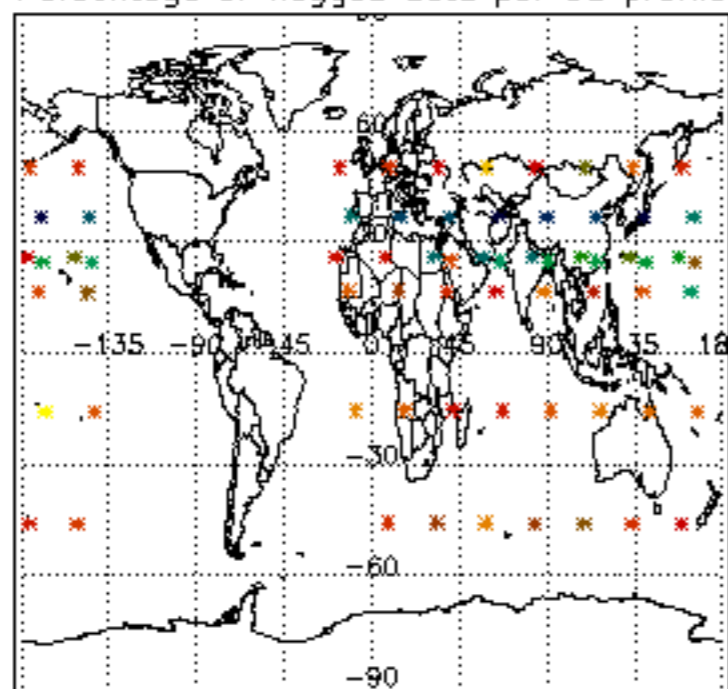
## 6. Auxiliary Data Files used for the production reported in section 2

The number reported in the third column indicates since which file (see list in section 2) the corresponding auxiliary file has been used. The fourth column is the date of those product files.

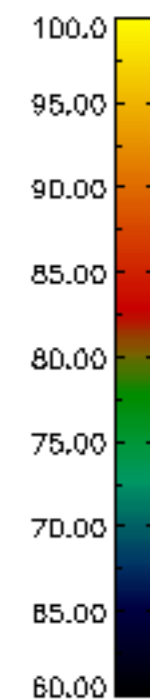
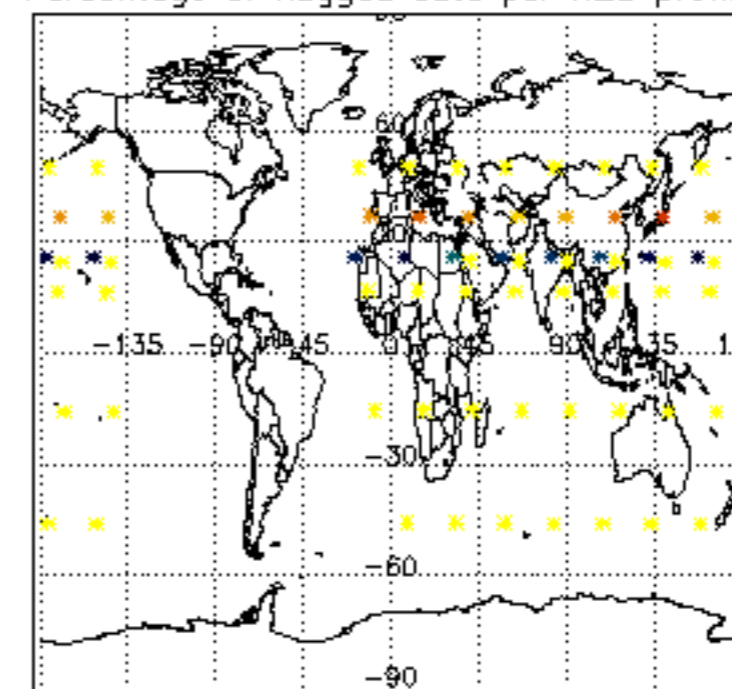
Type	Auxiliary Filename	Used since product	Used since product date
INST_PHYS_CHARACTERISTICS	GOM_INS_AXVIEC20091111_143220_20030716_120000_20500101_000000	1	29-NOV-2010 08:27:42
LEVEL-2_PROC_CONFIG	GOM_PR2_AXVIEC20091111_152718_20020301_000000_20500101_000000	1	29-NOV-2010 08:27:42
CROSS_SECTIONS_FILE	GOM_CRS_AXVIEC20091111_154832_20020301_000000_20500101_000000	1	29-NOV-2010 08:27:42



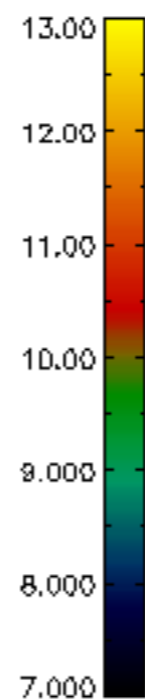
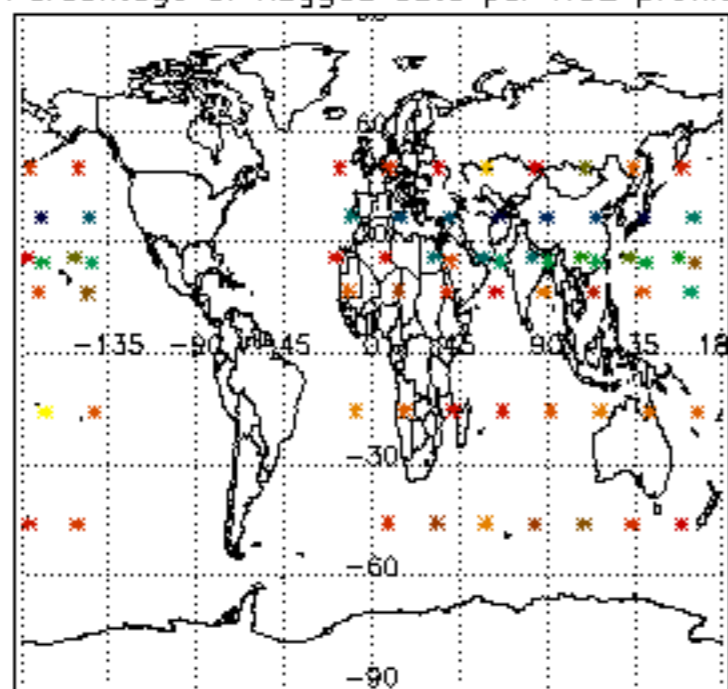
Percentage of flagged data per D3 profile



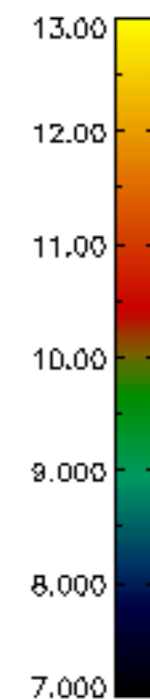
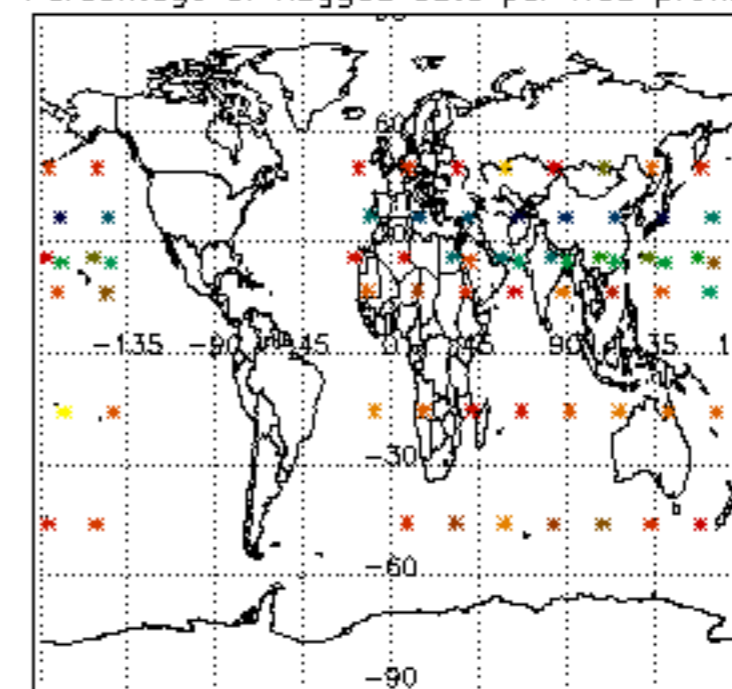
Percentage of flagged data per H2O profile

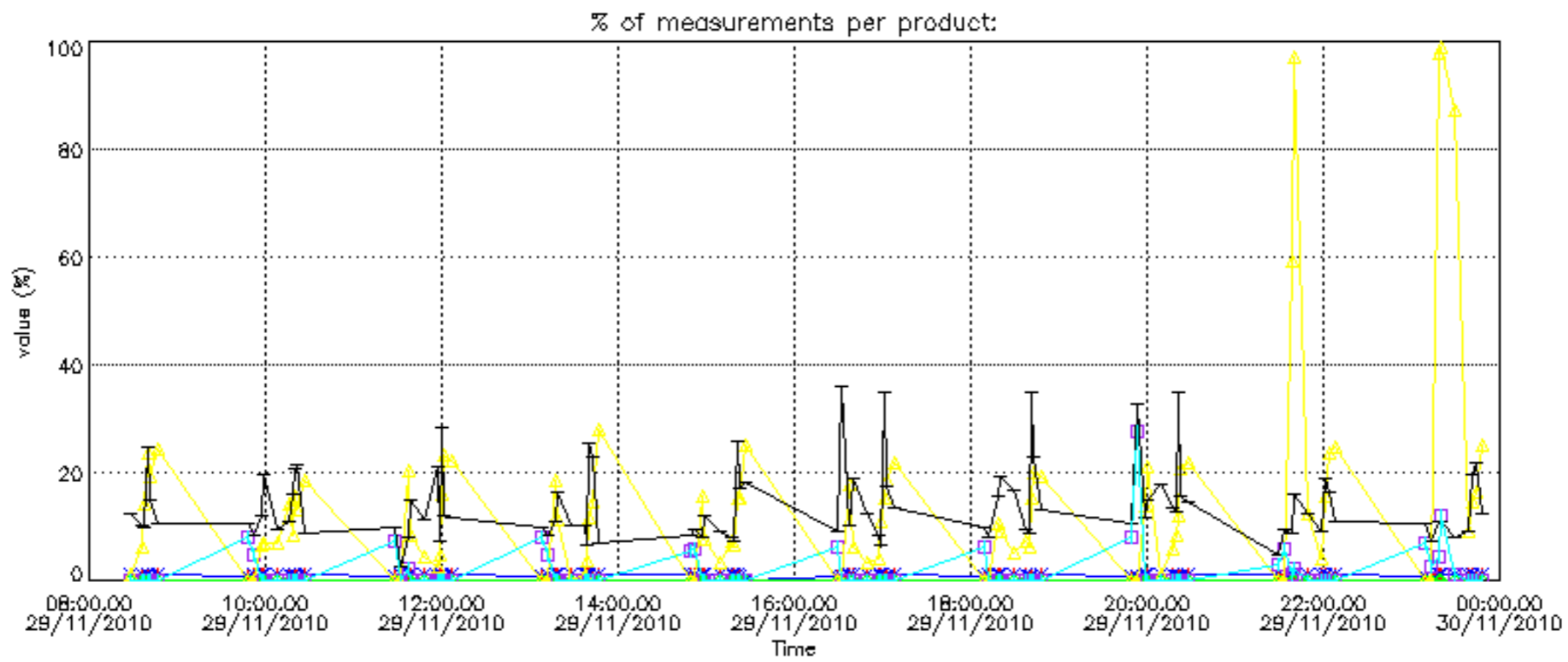


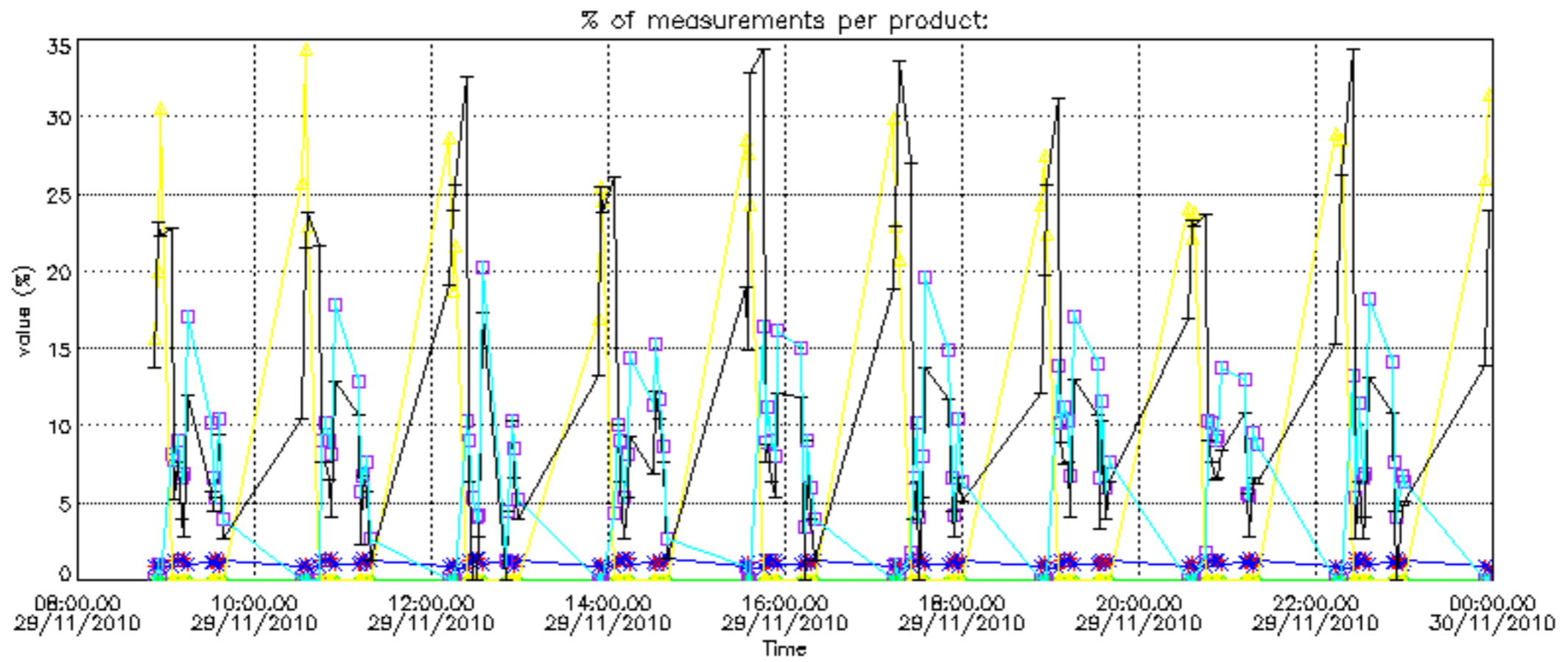
Percentage of flagged data per NO2 profile



Percentage of flagged data per NO3 profile

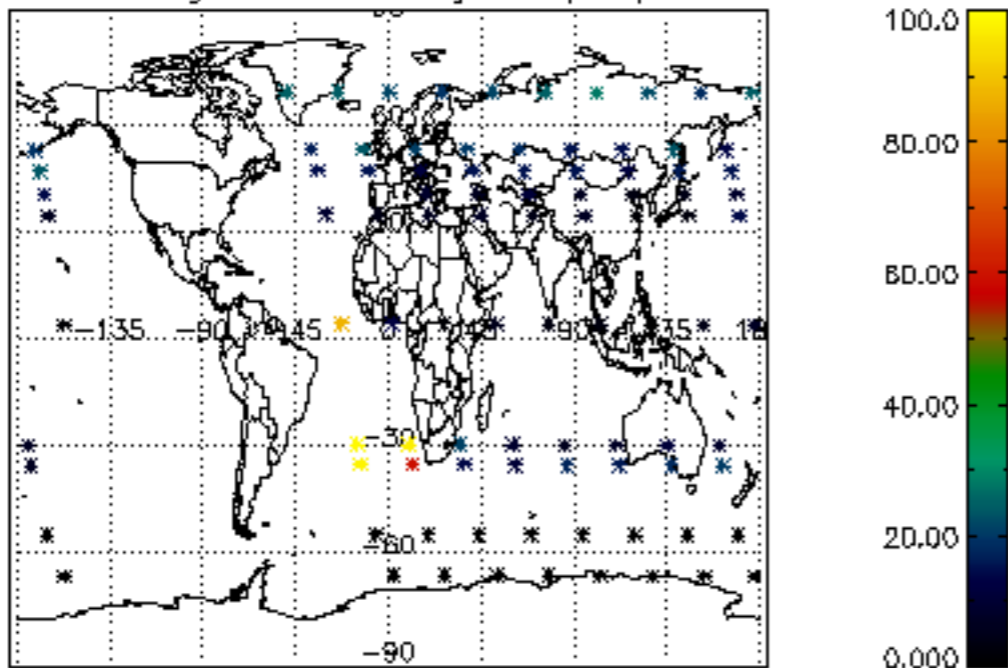




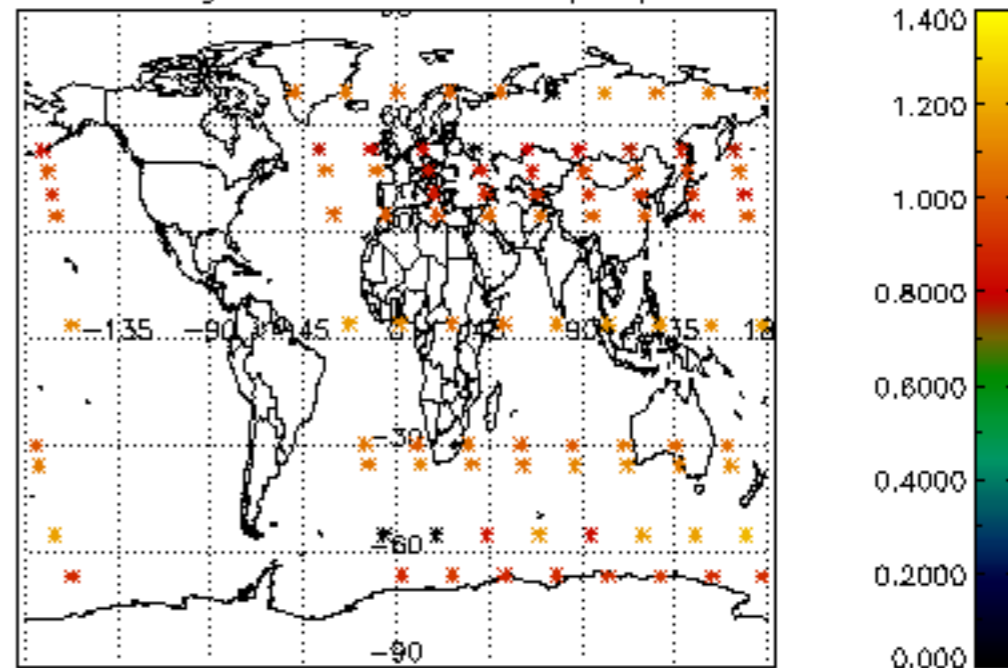




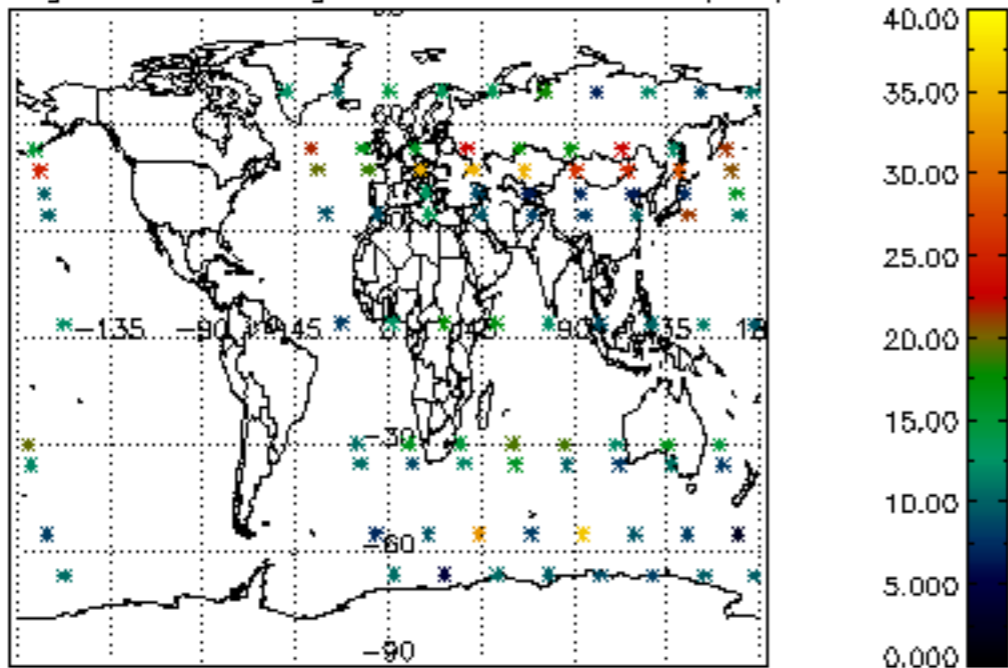
Percentage of cosmic ray hits per profile



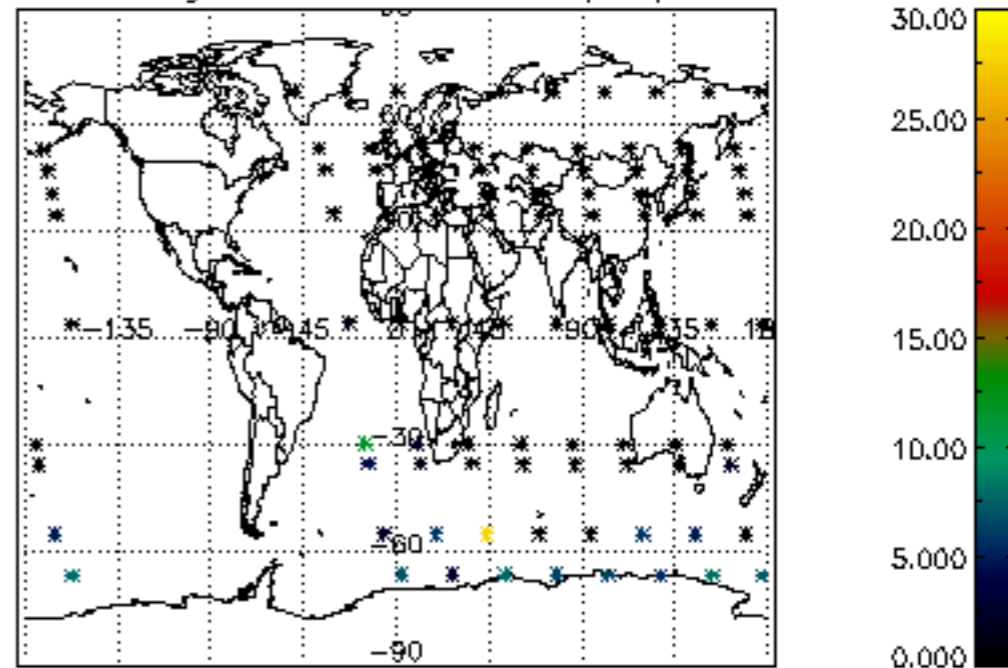
Percentage of datation errors per profile



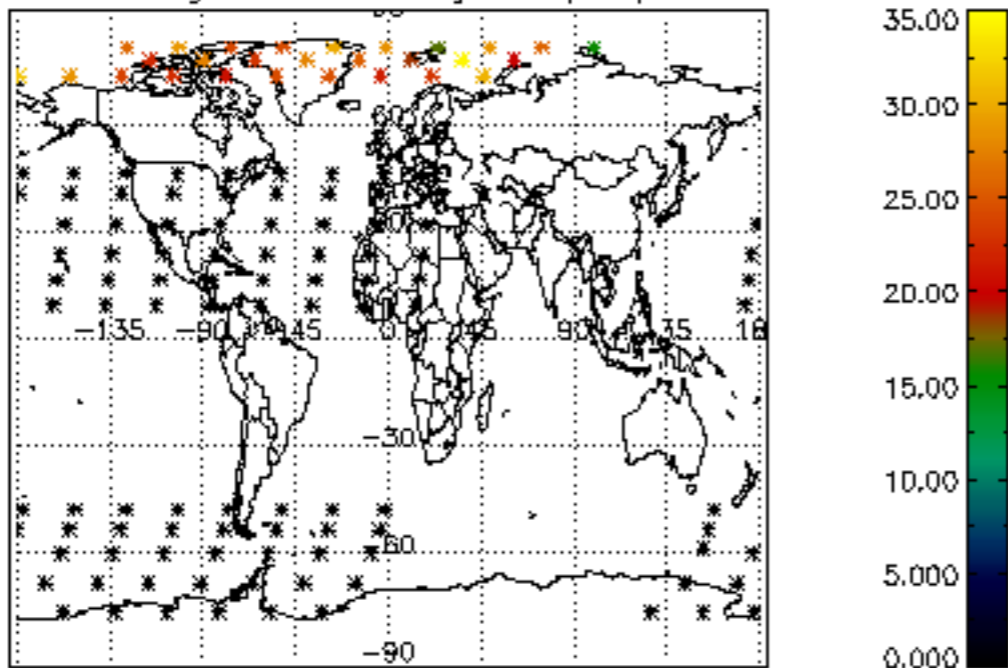
Percentage of star falling outside central band per profile



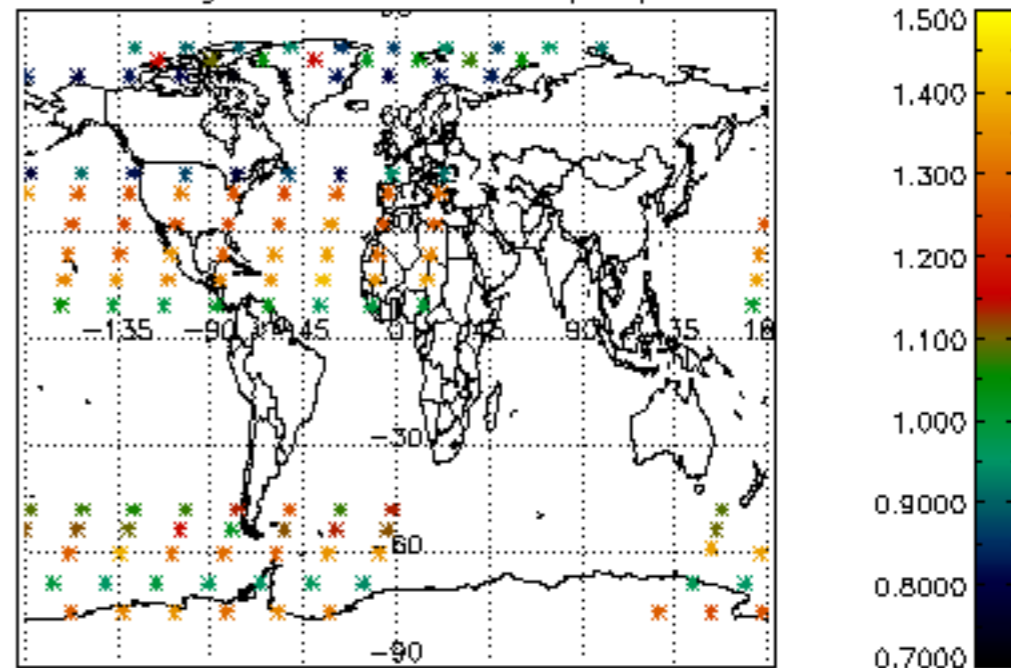
Percentage of saturation errors per profile



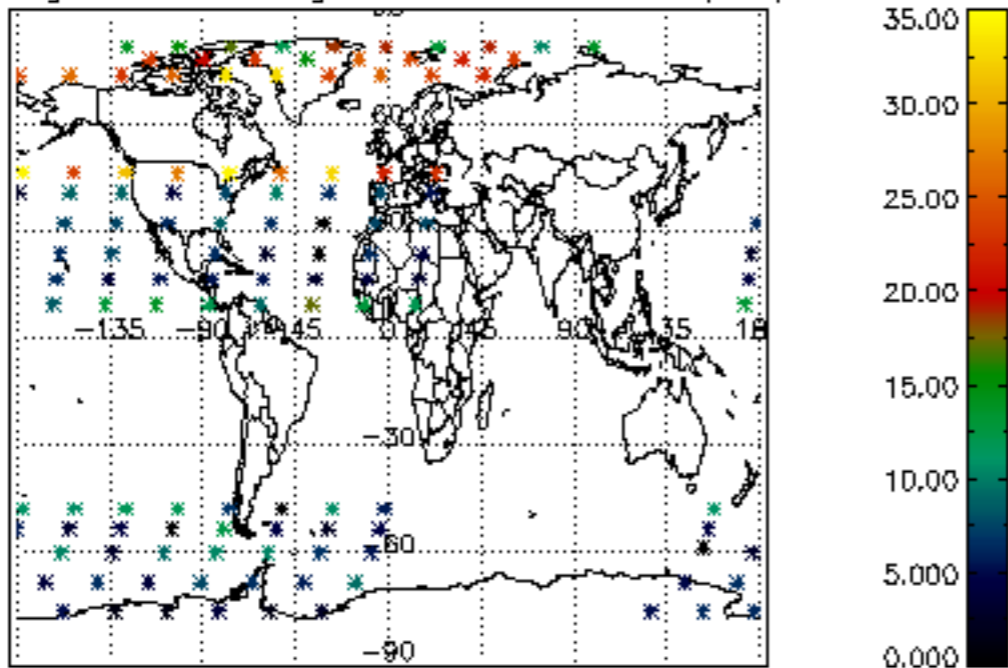
Percentage of cosmic ray hits per profile



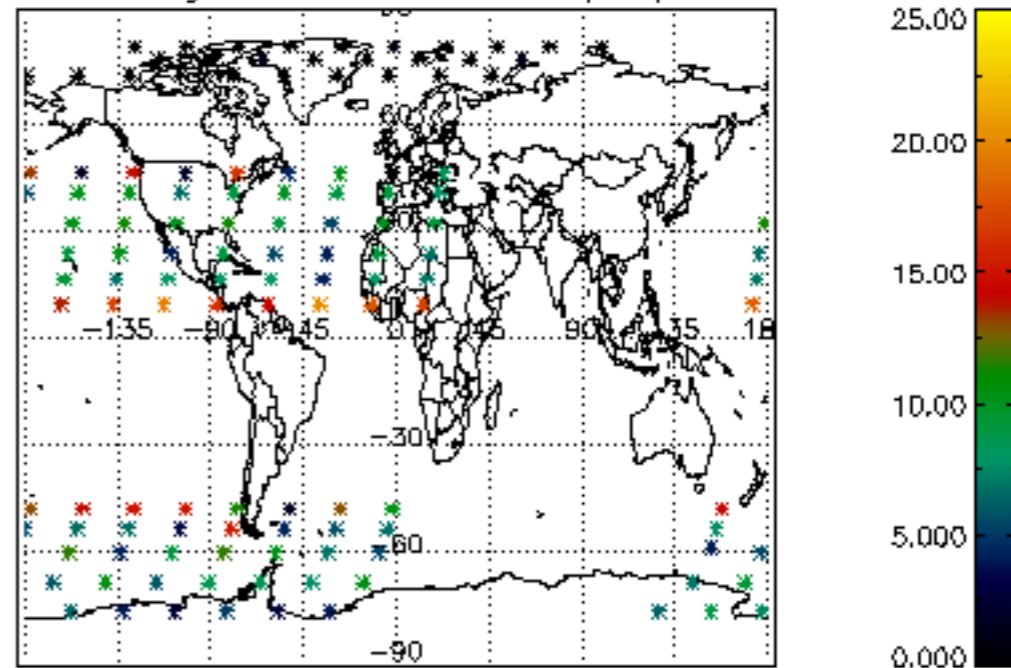
Percentage of datation errors per profile

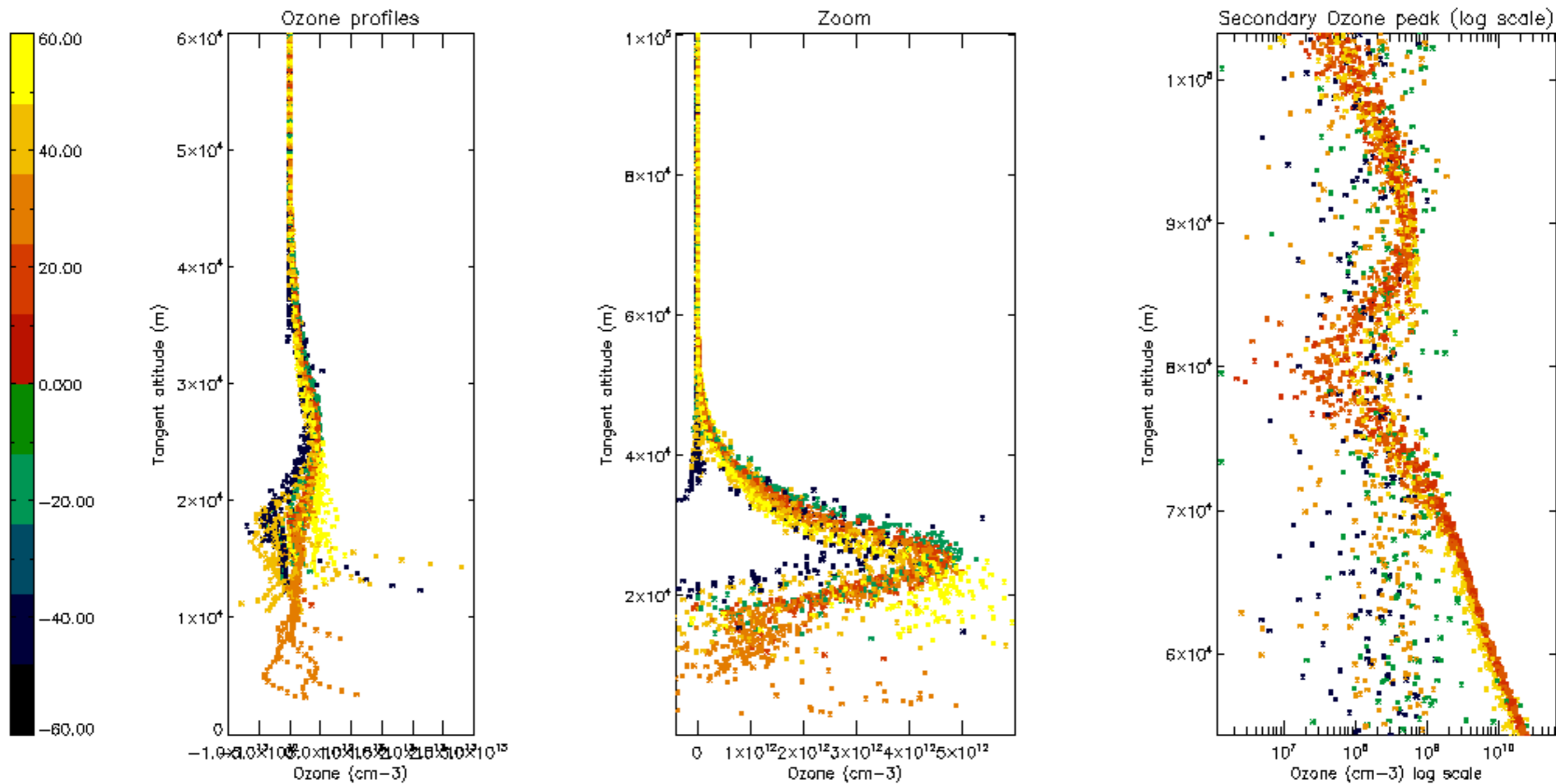


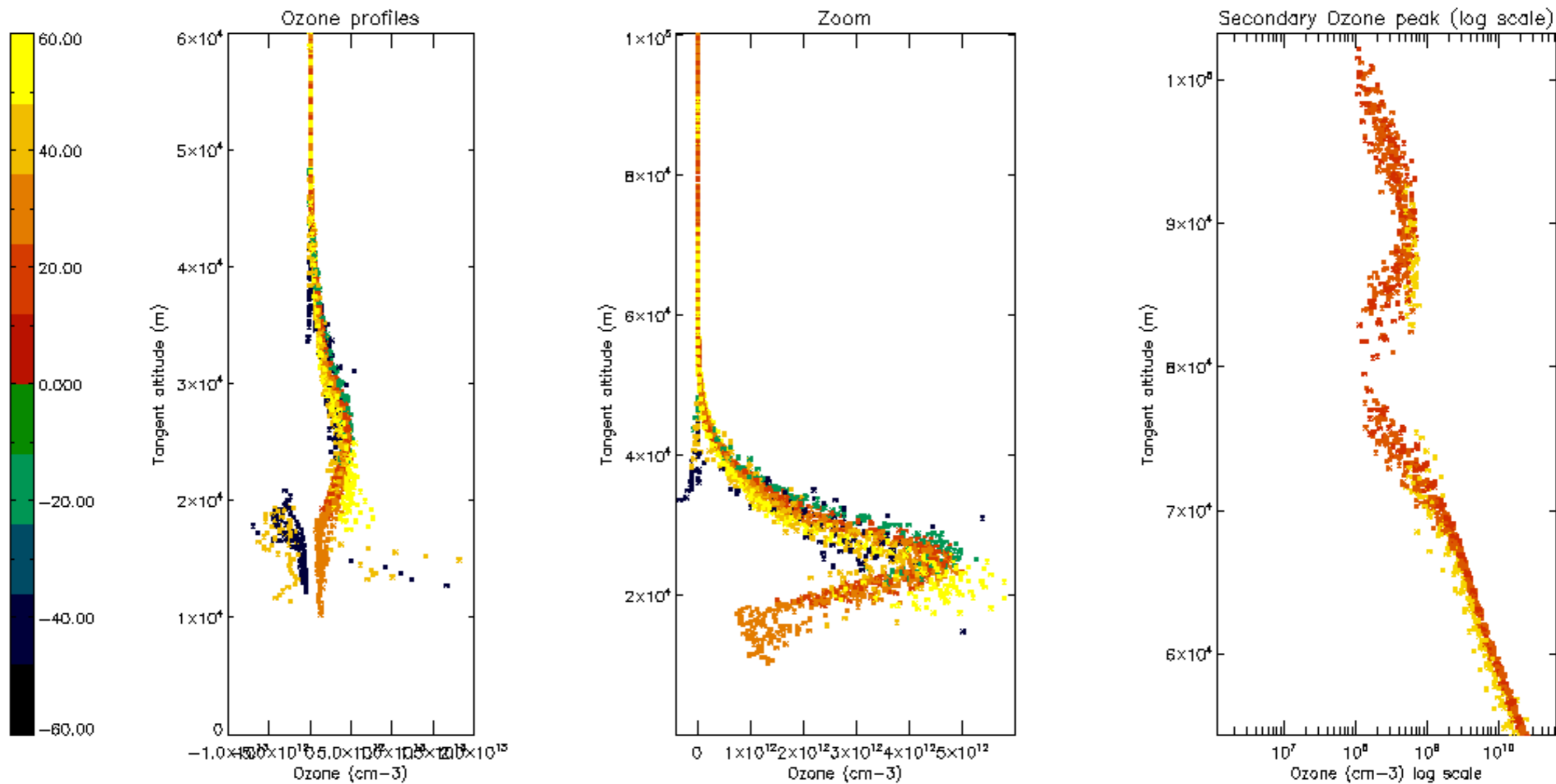
Percentage of star falling outside central band per profile

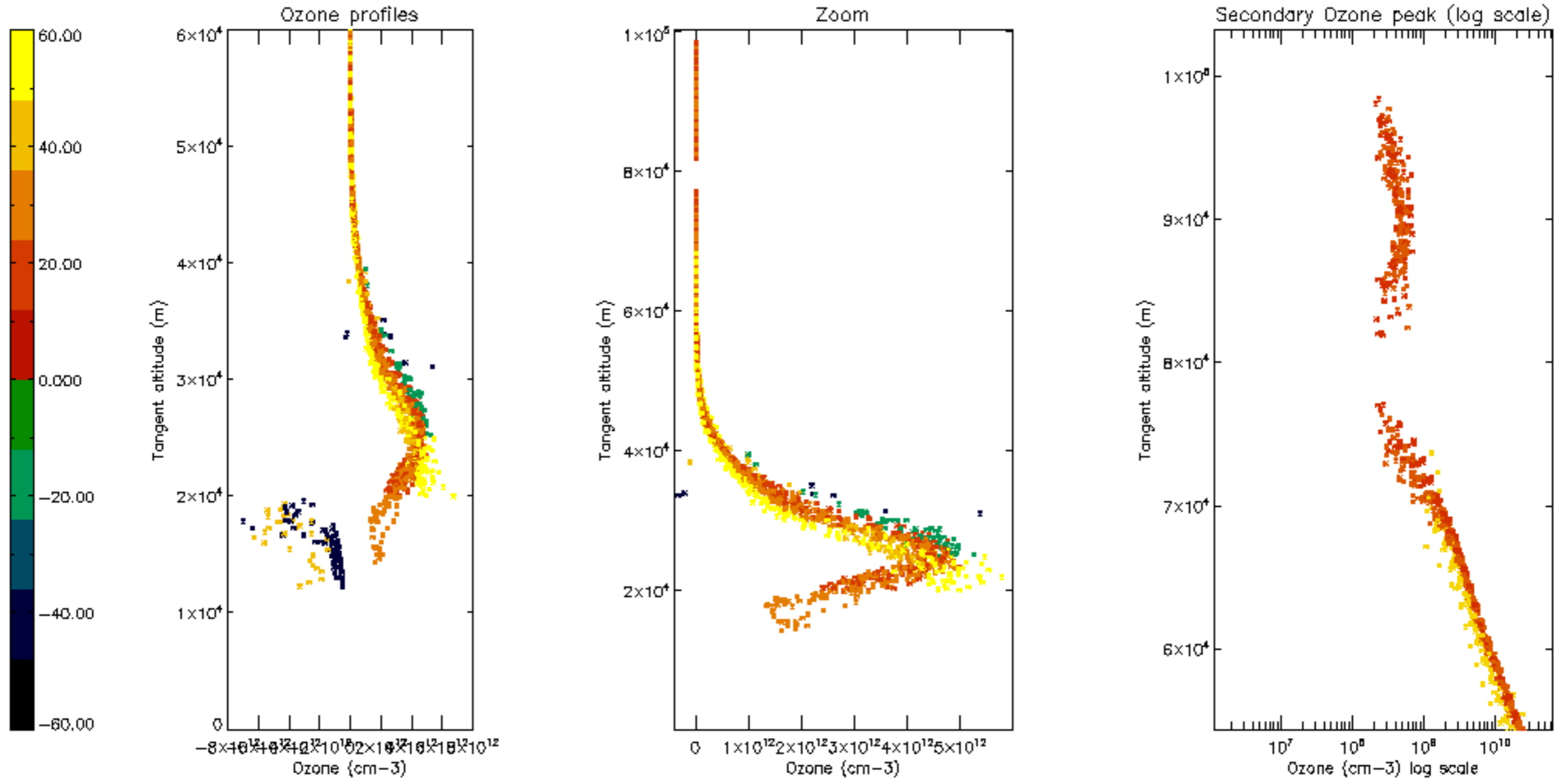


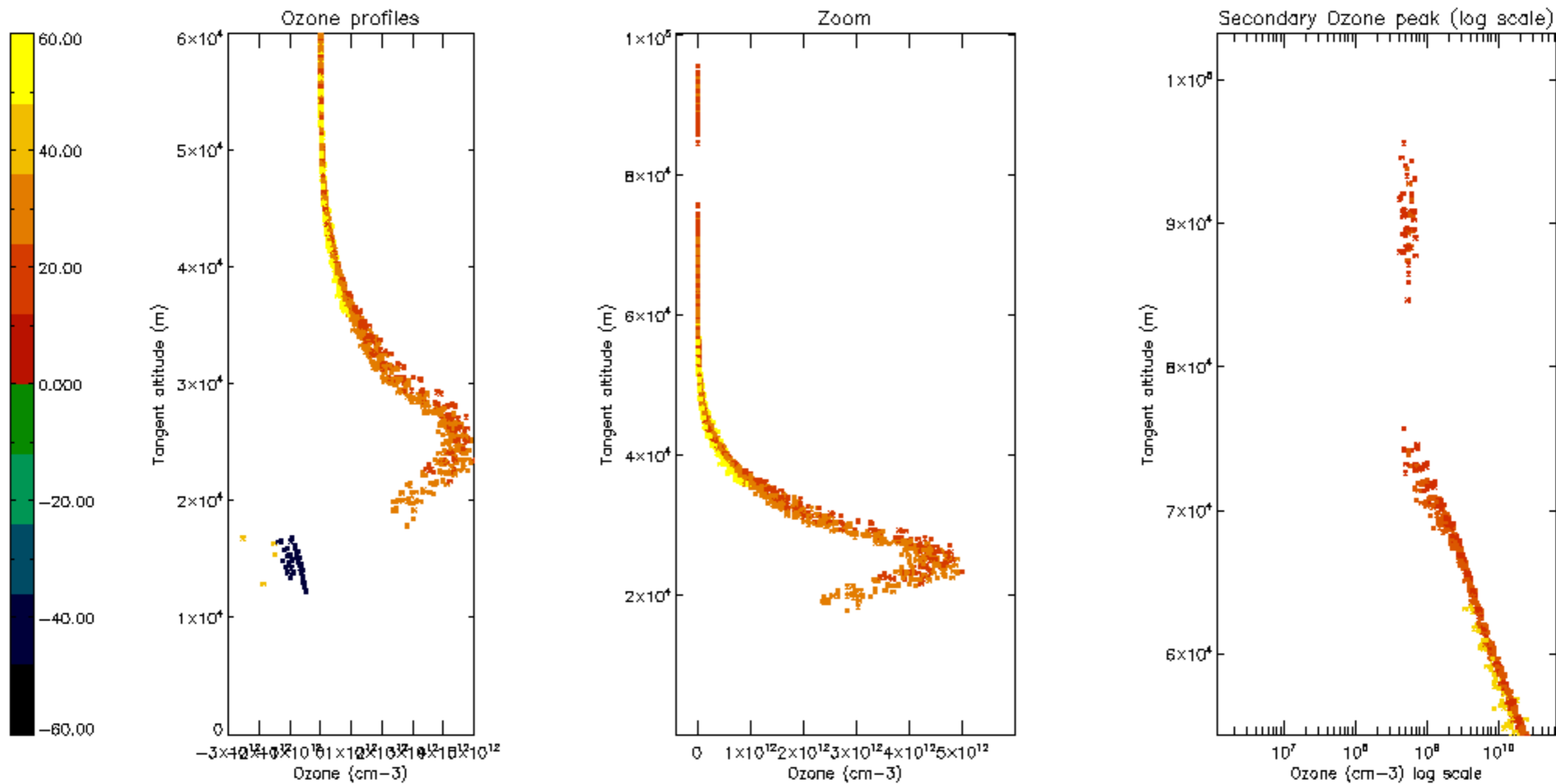
Percentage of saturation errors per profile

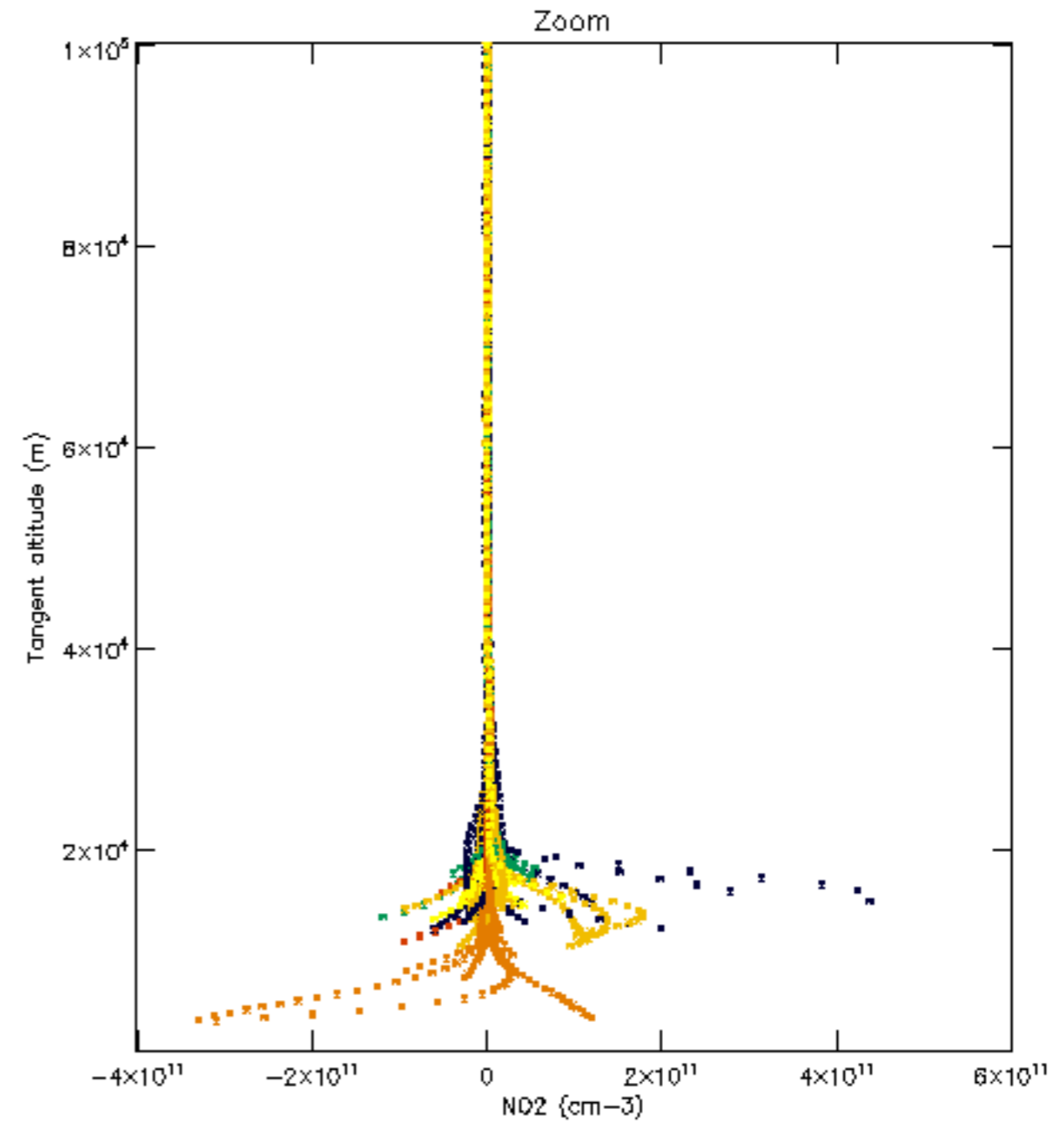
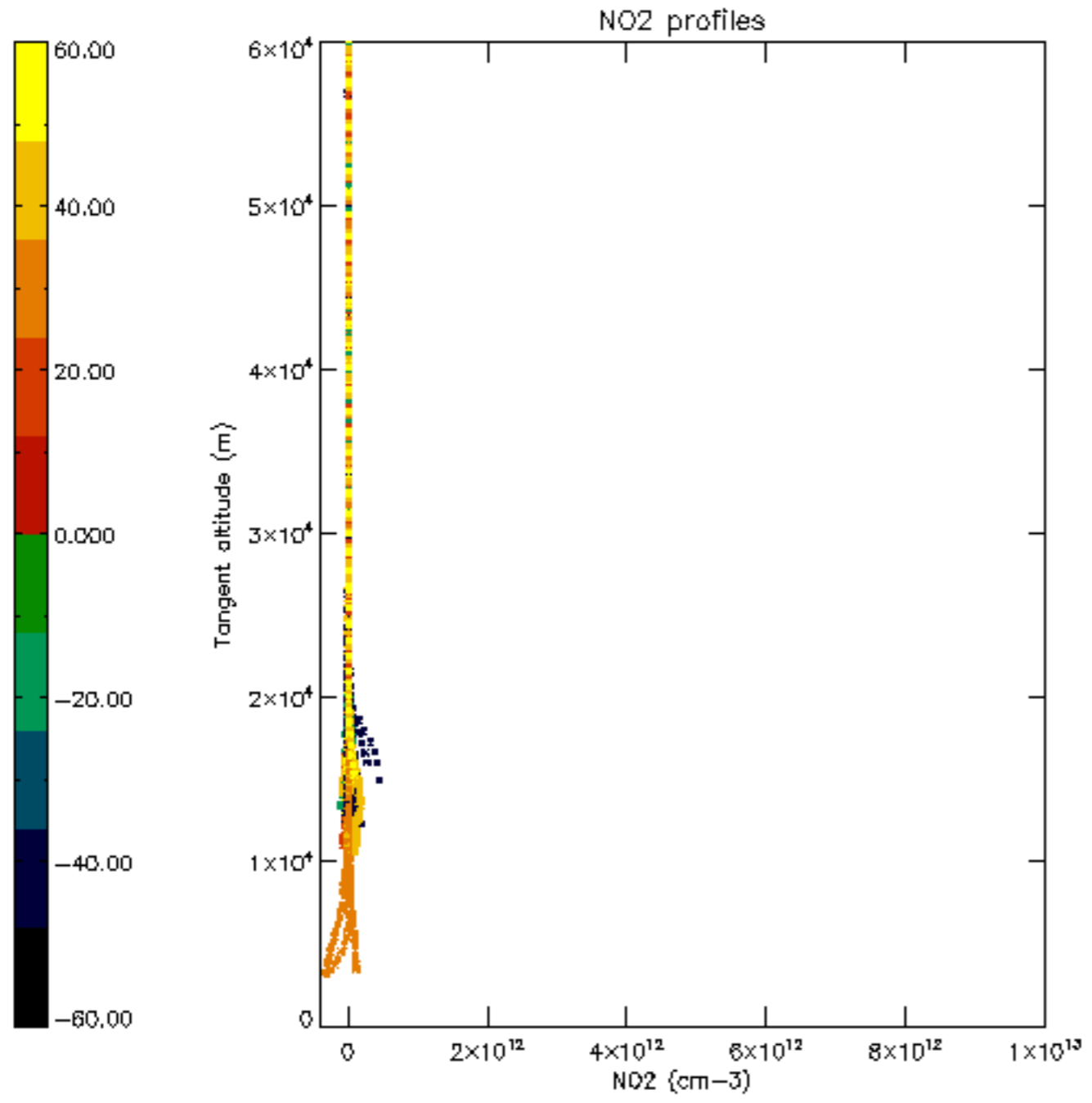


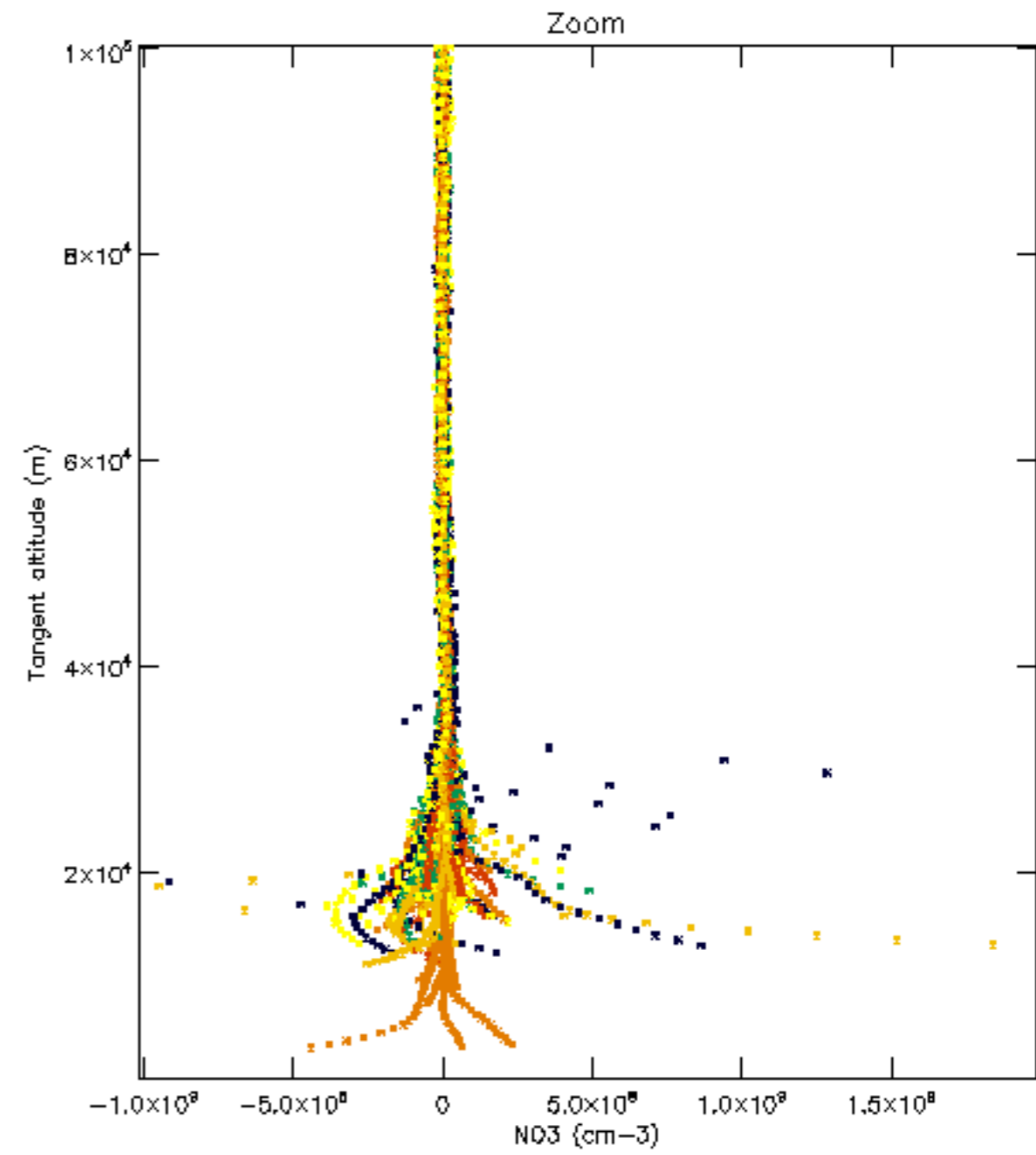
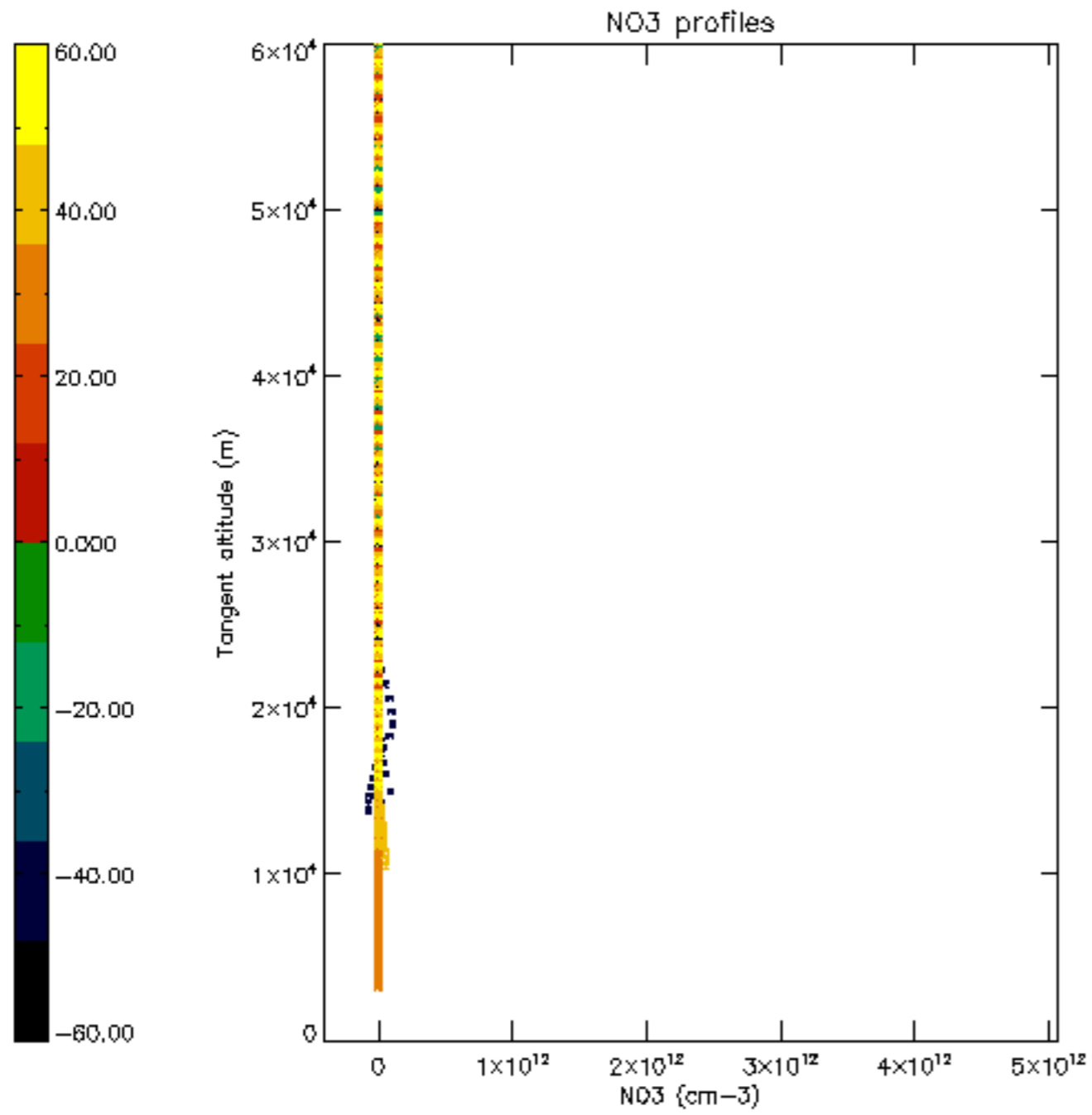




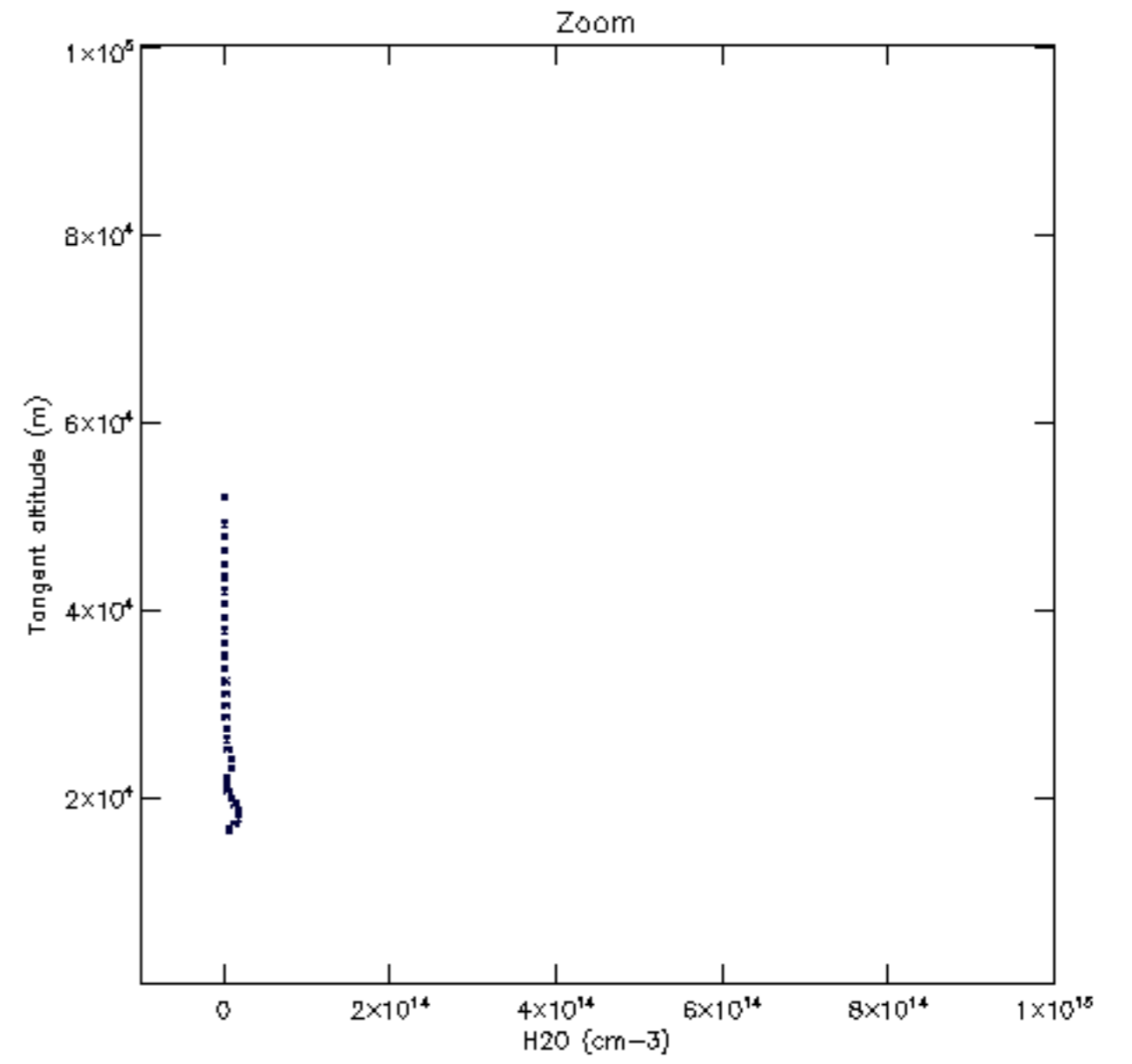
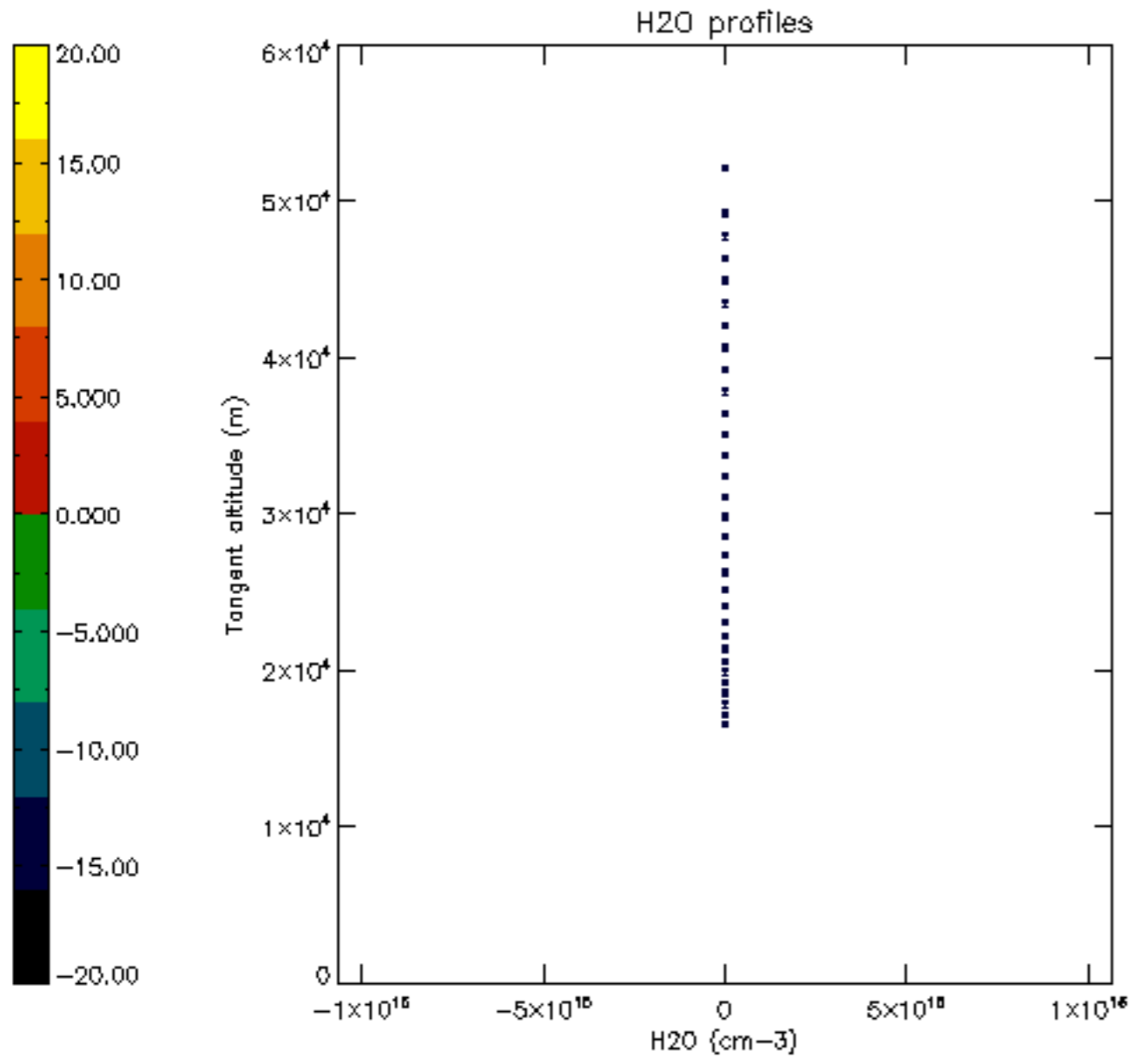


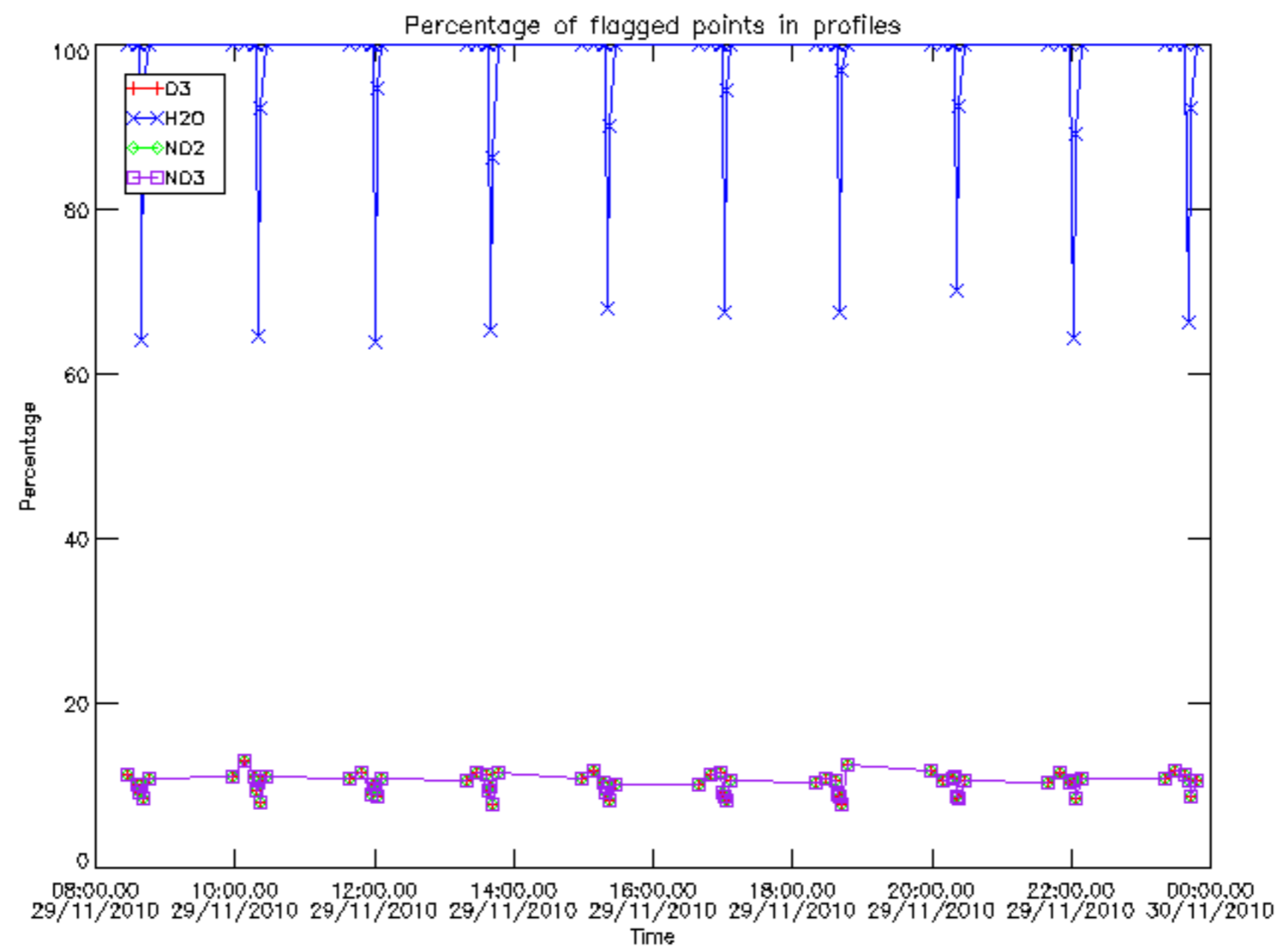




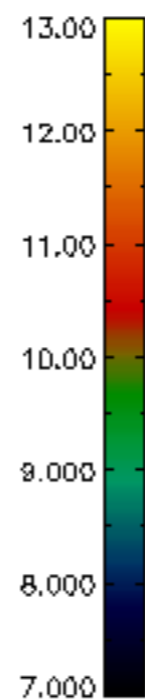
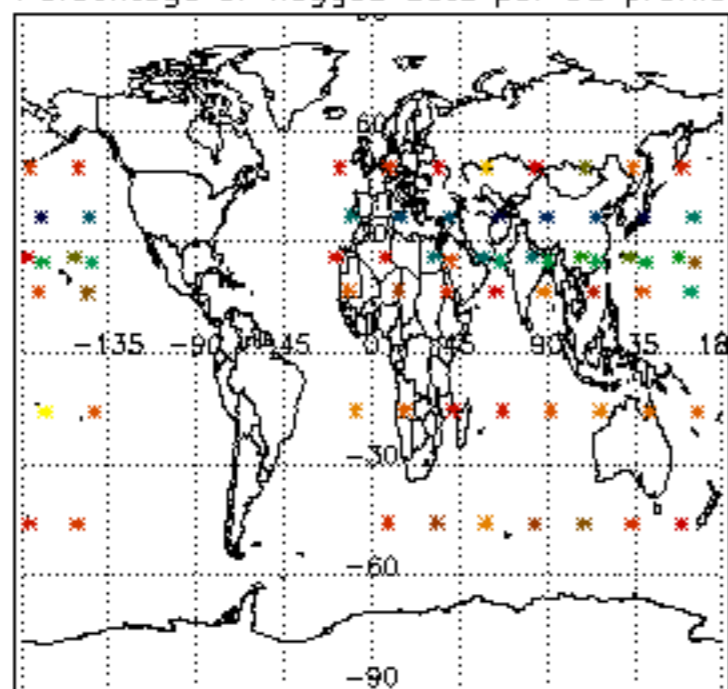




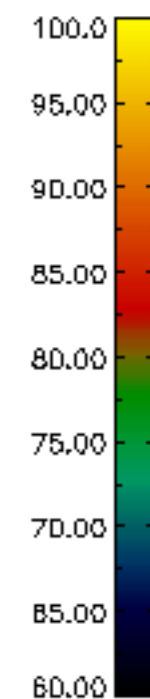
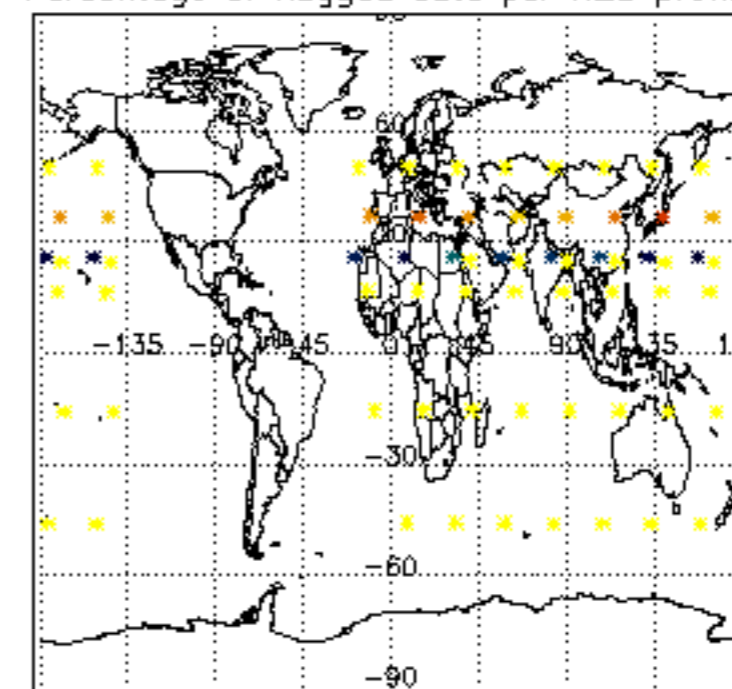




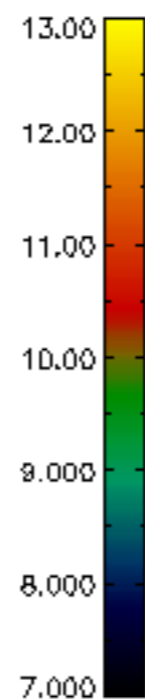
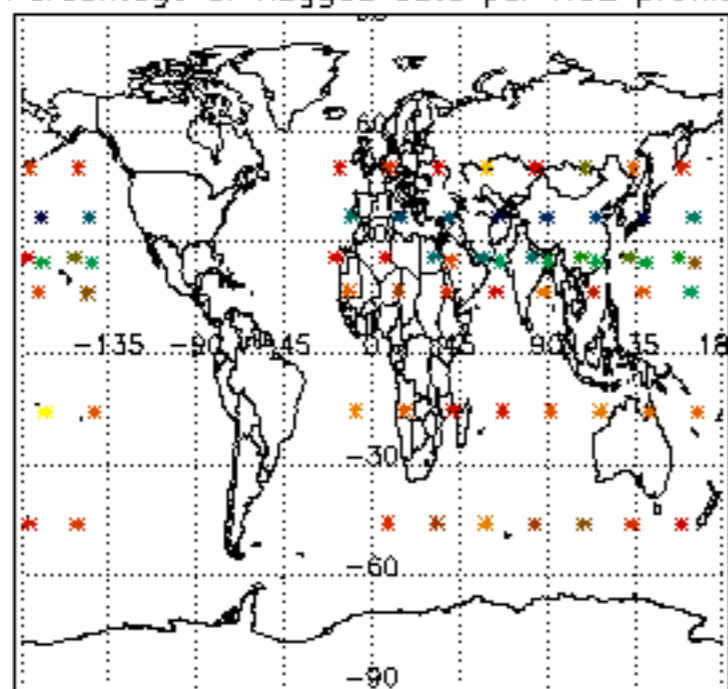
Percentage of flagged data per D3 profile



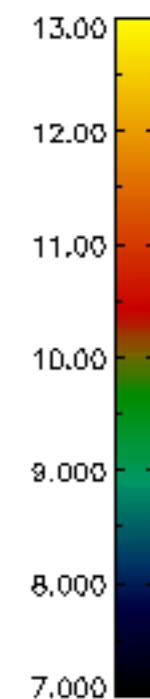
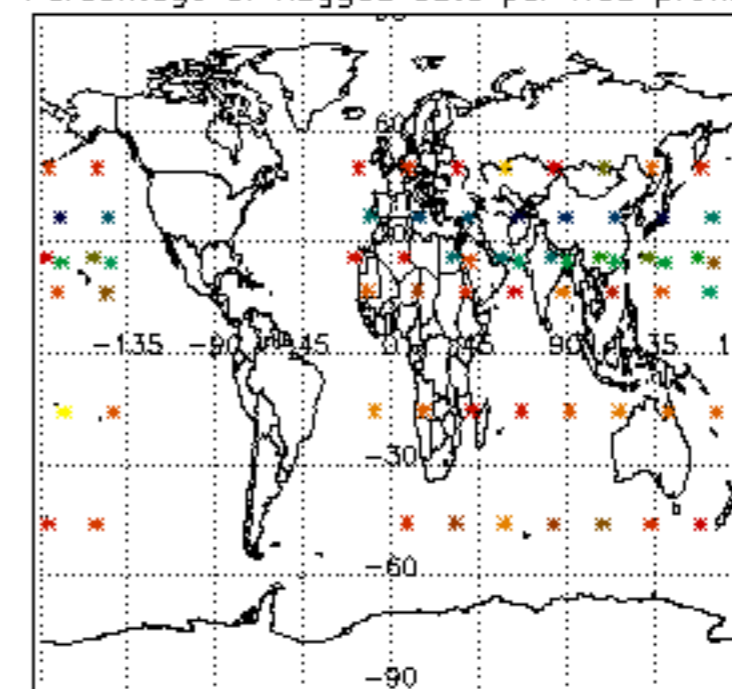
Percentage of flagged data per H2O profile

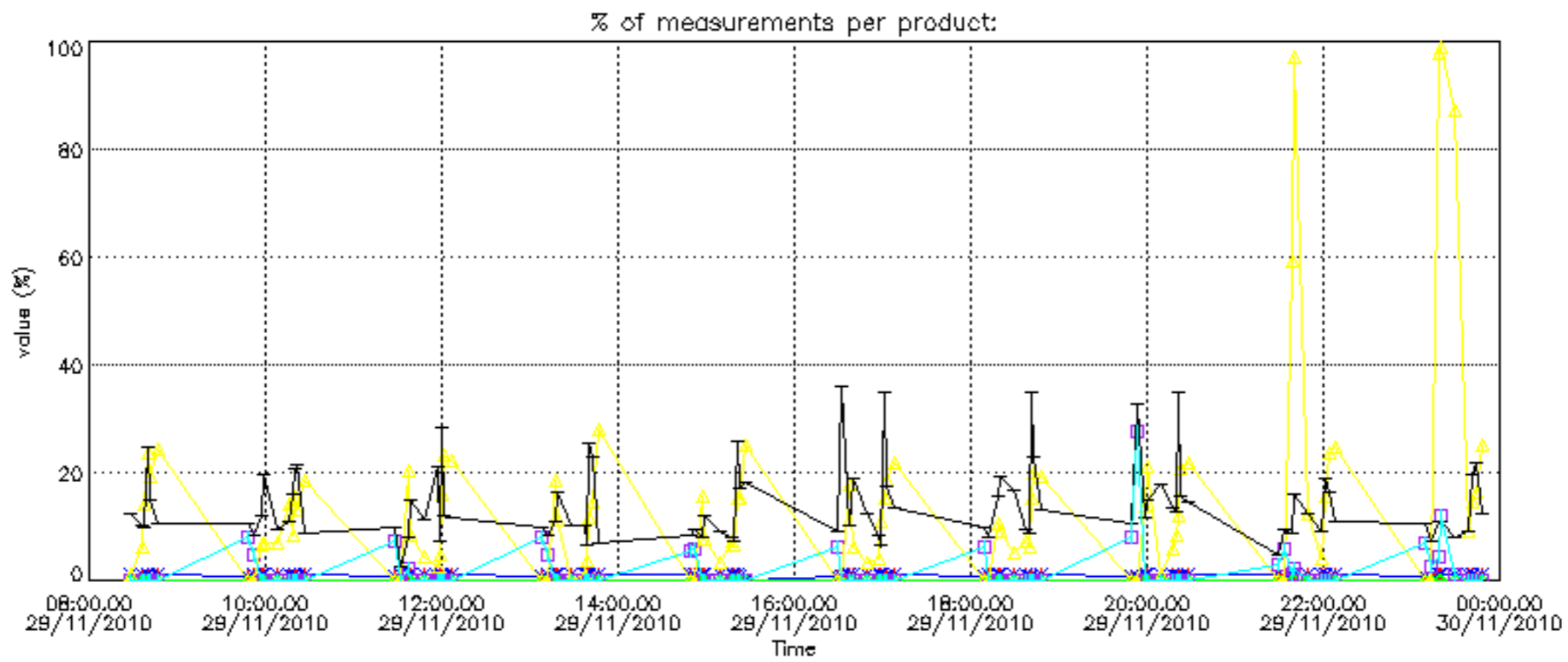


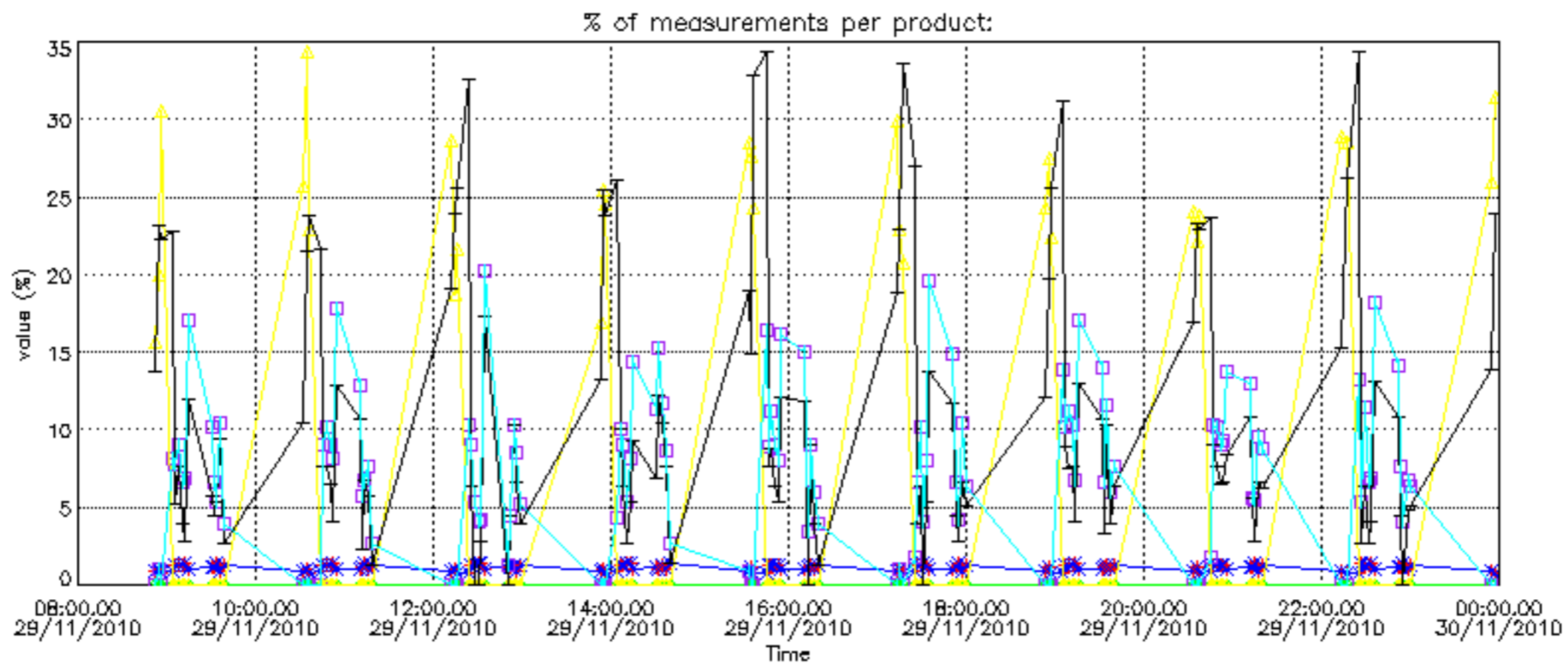
Percentage of flagged data per NO2 profile



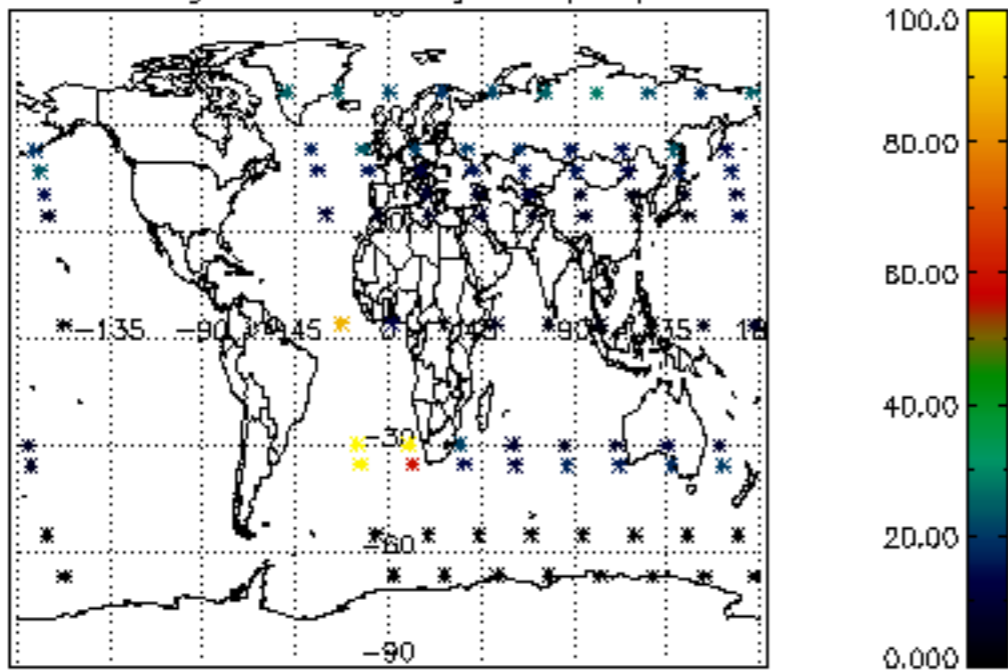
Percentage of flagged data per NO3 profile



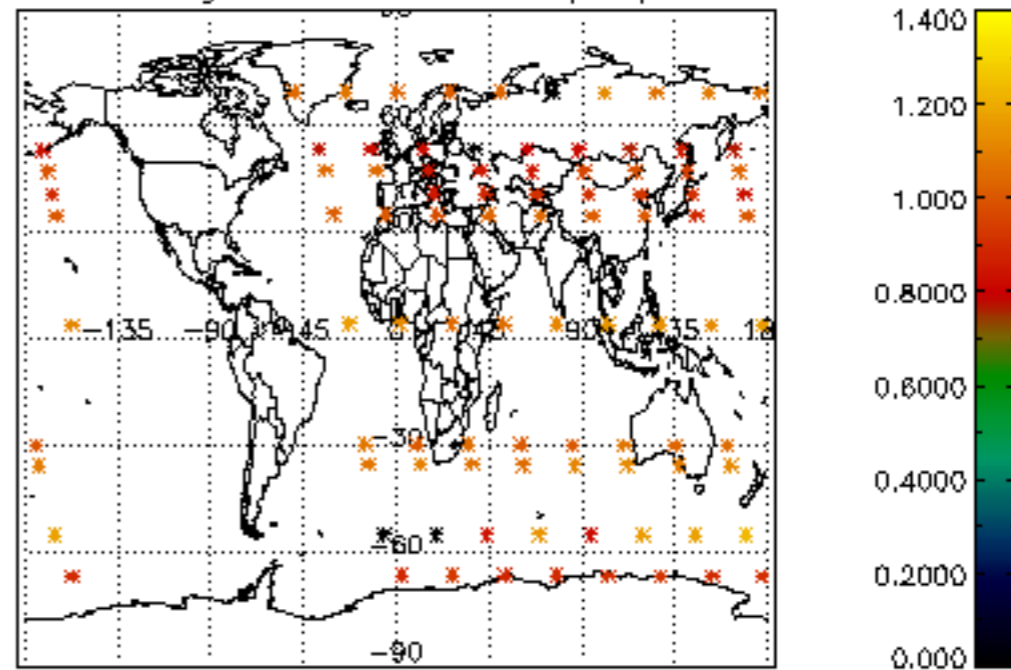




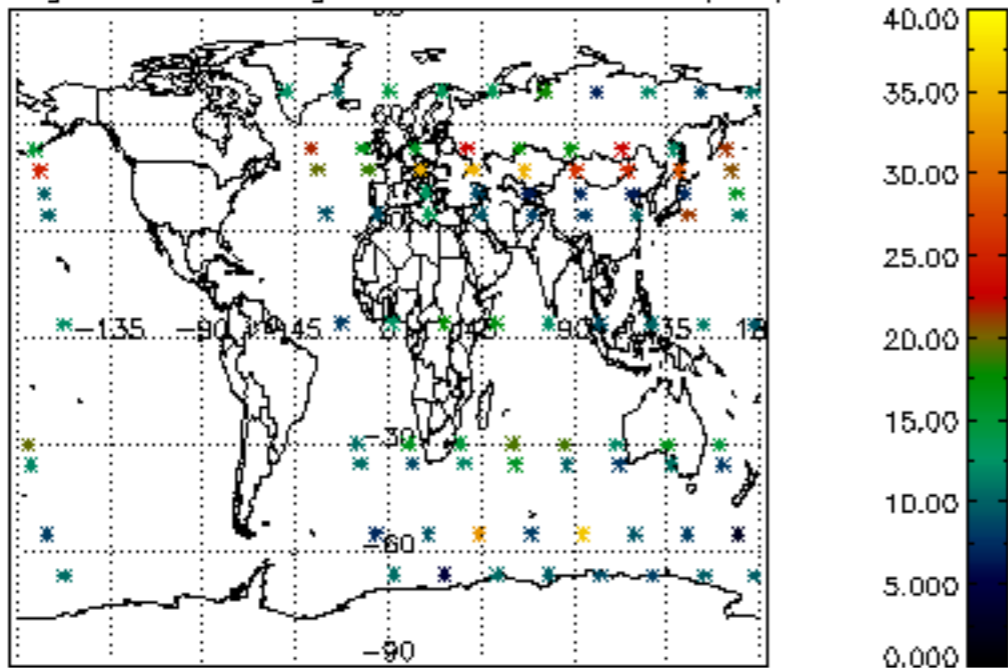
Percentage of cosmic ray hits per profile



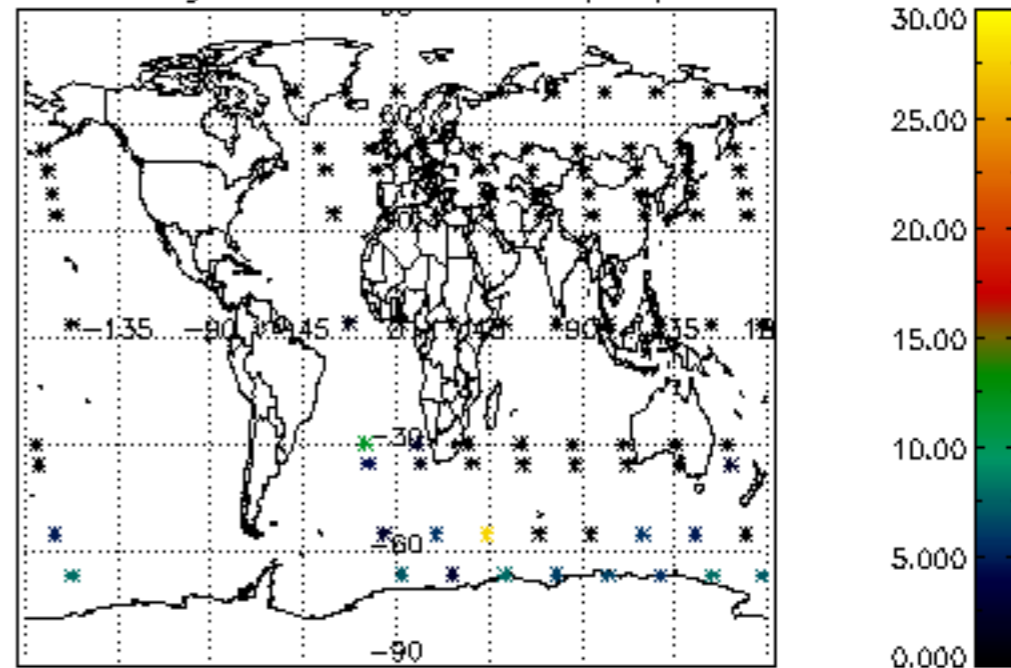
Percentage of datation errors per profile



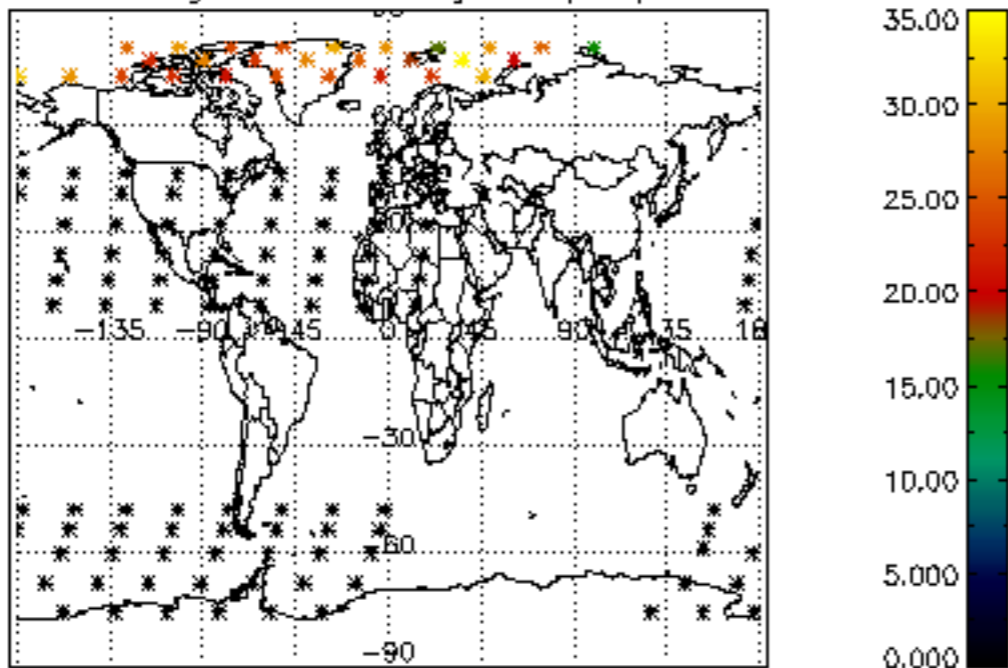
Percentage of star falling outside central band per profile



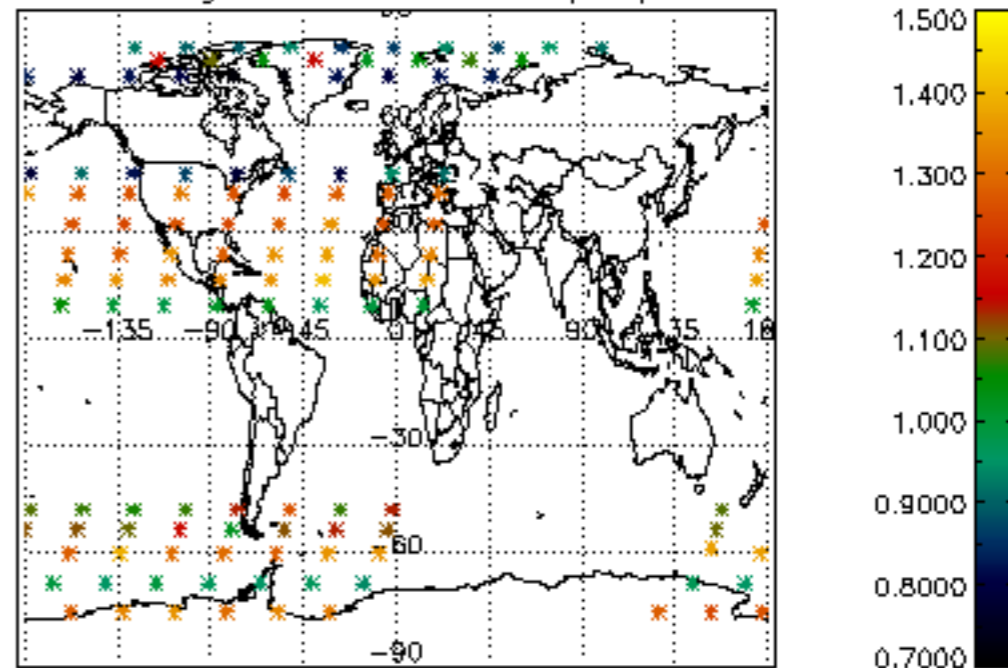
Percentage of saturation errors per profile



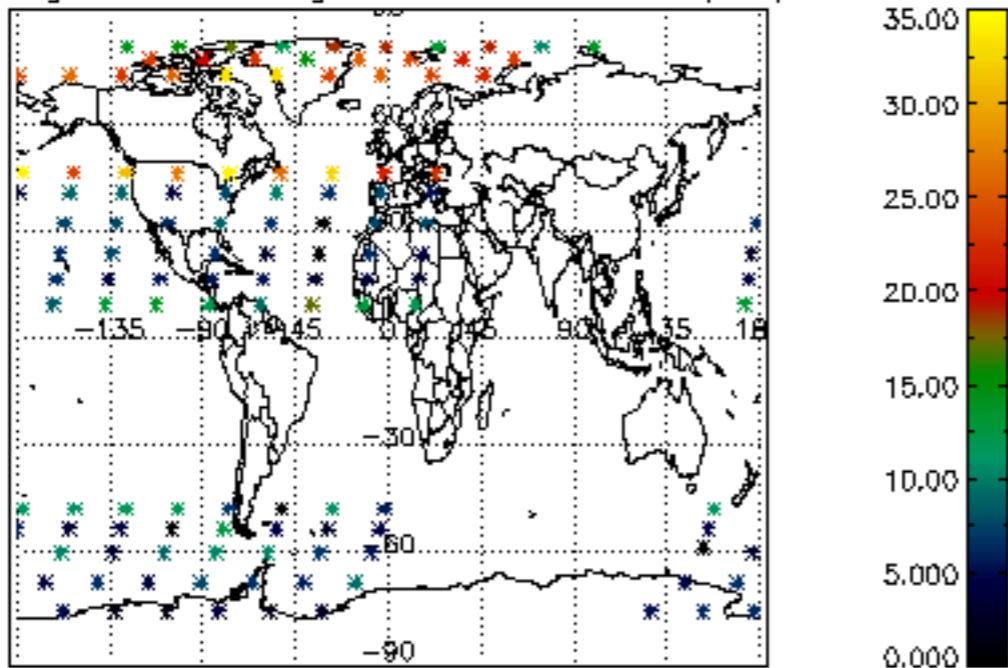
Percentage of cosmic ray hits per profile



Percentage of datation errors per profile



Percentage of star falling outside central band per profile



Percentage of saturation errors per profile

