

GOMOS Level 2 Daily Report

SUMMARY

[1. General Info](#)

[2. Summary of processed GOM_NL_2P products](#)

[3. Level 2 Quality information per product](#)

[3.1 Plot of level 2 quality information per product \(time dependant\)](#)

[3.2 Plot of level 2 quality information per product \(world map\)](#)

[4. Level 1 Quality information per product \(stored on level 2 products\)](#)

[4.1 Plot of level 1 quality information per product \(time dependant\)](#)

[4.1.1 Plot of level 1 quality information per product \(time dependant\): ASCENDING](#)

[4.1.2 Plot of level 1 quality information per product \(time dependant\): DESCENDING](#)

[4.2 Plot of level 1 quality information per product \(world map\)](#)

[4.2.1 Plot of level 1 quality information per product \(world map\): ASCENDING](#)

[4.2.2 Plot of level 1 quality information per product \(world map\): DESCENDING](#)

[5. Ozone profiles based on quality statistics and other trace gas profiles](#)

[5.1 Ozone statistics based on quality of products](#)

[5.2 Plot ozone profiles for all STD \(dark without errors\)](#)

[5.3 Plot ozone profiles where STD < 20% \(dark without errors\)](#)

[5.4. Plot ozone profiles where STD < 10% \(dark without errors\)](#)

[5.5. Plot ozone profiles where STD < 5% \(dark without errors\)](#)

[5.6 Plot NO2 profiles for all STD \(dark without errors\)](#)

[5.7 Plot NO3 profiles for all STD \(dark without errors\)](#)

[5.8 Plot H2O profiles \(only for occultations of stars 1,2,3,4,13,14,16,26,63 dark without errors\) for all STD](#)

[6. Auxiliary Data Files used for the production reported in section 2](#)

This report presents the daily analysis on parameters extracted from GOMOS level 2 data (GOM_NL__2P). It is intended to monitor some important parameters that will impact the quality of these products. A list of level 2 products (and content) that have arrived during the reporting day to the PCF is also given.

Item	Value
Time of report generation	29APR2013 16:07:22
Data source version	GOMOS/6.01
Start time of products	21-10-2010 (21OCT2010 00:00:00)
Stop time of products	22-10-2010 (22OCT2010 00:00:00)
Store outputs in DB	Yes
Nb of level 2 prods	104
Nb of prods with errors	0

2. Summary of processed GOM_NL__2P products.

Nr	Filename	UTC Start time	Limb	Duration	Star Id	Star Name	Star Mag	Star Temp	Nb Meas	Orbit	Prod. error
1	GOM_NL__2PRFIN20101021_000524_000000542094_00030_45174_0995.N1	21-OCT-2010 00:05:24	Dark	53.500	48	30Alp Hya	1.9770	4100.0	107	45174	No
2	GOM_NL__2PRFIN20101021_063634_000000452094_00034_45178_1022.N1	21-OCT-2010 06:36:34	Bright	44.500	166	17Eps Leo	2.9800	6000.0	89	45178	No
3	GOM_NL__2PRFIN20101021_063958_000000432094_00034_45178_1023.N1	21-OCT-2010 06:39:58	Bright	42.500	22	32Alp Leo	1.3600	15200.	85	45178	No
4	GOM_NL__2PRFIN20101021_064751_000000582094_00034_45178_1024.N1	21-OCT-2010 06:47:51	Dark	57.500	48	30Alp Hya	1.9770	4100.0	115	45178	No
5	GOM_NL__2PRFIN20101021_065733_000000592094_00034_45178_1025.N1	21-OCT-2010 06:57:33	Dark	59.000	132	15Rho Pup	2.8030	6900.0	118	45178	No
6	GOM_NL__2PRFIN20101021_070035_000000422094_00035_45179_1037.N1	21-OCT-2010 07:00:35	Dark	42.000	34	Gam2Vel	1.7930	23000.	84	45179	No
7	GOM_NL__2PRFIN20101021_070614_000000612094_00035_45179_1038.N1	21-OCT-2010 07:06:14	Dark	61.000	2	Alp Car	-0.73600	7000.0	122	45179	No
8	GOM_NL__2PRFIN20101021_071736_000000412094_00035_45179_1039.N1	21-OCT-2010 07:17:36	Straylight	41.000	157	The1Eri	2.9060	9300.0	82	45179	No
9	GOM_NL__2PRFIN20101021_073811_000000442094_00035_45179_1040.N1	21-OCT-2010 07:38:11	Bright	44.000	105	6Bet Ari	2.6450	8900.0	88	45179	No
10	GOM_NL__2PRFIN20101021_074150_000000392094_00035_45179_1041.N1	21-OCT-2010 07:41:50	Bright	38.500	53	43Bet And	2.0480	3300.0	77	45179	No
11	GOM_NL__2PRFIN20101021_074458_000000452094_00035_45179_1042.N1	21-OCT-2010 07:44:58	Bright	44.500	73	57Gam1And	2.2600	13100.	89	45179	No
12	GOM_NL__2PRFIN20101021_074902_000000372094_00035_45179_1043.N1	21-OCT-2010 07:49:02	Bright	36.500	110	37Del Cas	2.6780	8900.0	73	45179	No
13	GOM_NL__2PRFIN20101021_075056_000000402094_00035_45179_1044.N1	21-OCT-2010 07:50:56	Bright	40.000	175	39Del Per	3.0100	19400.	80	45179	No
14	GOM_NL__2PRFIN20101021_081710_000000462094_00035_45179_1045.N1	21-OCT-2010 08:17:10	Bright	46.000	166	17Eps Leo	2.9800	6000.0	92	45179	No
15	GOM_NL__2PRFIN20101021_082034_000000442094_00035_45179_1046.N1	21-OCT-2010 08:20:34	Bright	43.500	22	32Alp Leo	1.3600	15200.	87	45179	No
16	GOM_NL__2PRFIN20101021_082828_000000592094_00035_45179_1047.N1	21-OCT-2010 08:28:28	Dark	58.500	48	30Alp Hya	1.9770	4100.0	117	45179	No
17	GOM_NL__2PRFIN20101021_083810_000000582094_00035_45179_1048.N1	21-OCT-2010 08:38:10	Dark	57.500	132	15Rho Pup	2.8030	6900.0	115	45179	No
18	GOM_NL__2PRFIN20101021_084112_000000442094_00036_45180_1067.N1	21-OCT-2010 08:41:12	Dark	43.500	34	Gam2Vel	1.7930	23000.	87	45180	No
19	GOM_NL__2PRFIN20101021_084651_000000572094_00036_45180_1068.N1	21-OCT-2010 08:46:51	Dark	57.000	2	Alp Car	-0.73600	7000.0	114	45180	No
20	GOM_NL__2PRFIN20101021_085812_000000452094_00036_45180_1069.N1	21-OCT-2010 08:58:12	Straylight	44.500	157	The1Eri	2.9060	9300.0	89	45180	No
21	GOM_NL__2PRFIN20101021_091847_000000442094_00036_45180_1070.N1	21-OCT-2010 09:18:47	Bright	43.500	105	6Bet Ari	2.6450	8900.0	87	45180	No
22	GOM_NL__2PRFIN20101021_092225_000000412094_00036_45180_1071.N1	21-OCT-2010 09:22:25	Bright	41.000	53	43Bet And	2.0480	3300.0	82	45180	No
23	GOM_NL__2PRFIN20101021_092533_000000462094_00036_45180_1072.N1	21-OCT-2010 09:25:33	Bright	46.000	73	57Gam1And	2.2600	13100.	92	45180	No
24	GOM_NL__2PRFIN20101021_092938_000000382094_00036_45180_1073.N1	21-OCT-2010 09:29:38	Bright	37.500	110	37Del Cas	2.6780	8900.0	75	45180	No
25	GOM_NL__2PRFIN20101021_093131_000000442094_00036_45180_1074.N1	21-OCT-2010 09:31:31	Bright	44.000	175	39Del Per	3.0100	19400.	88	45180	No
26	GOM_NL__2PRFIN20101021_095746_000000472094_00036_45180_1075.N1	21-OCT-2010 09:57:46	Bright	47.000	166	17Eps Leo	2.9800	6000.0	94	45180	No
27	GOM_NL__2PRFIN20101021_100110_000000442094_00036_45180_1076.N1	21-OCT-2010 10:01:10	Bright	43.500	22	32Alp Leo	1.3600	15200.	87	45180	No
28	GOM_NL__2PRFIN20101021_100904_000000602094_00036_45180_1077.N1	21-OCT-2010 10:09:04	Dark	60.000	48	30Alp Hya	1.9770	4100.0	120	45180	No
29	GOM_NL__2PRFIN20101021_101848_000000612094_00036_45180_1078.N1	21-OCT-2010 10:18:48	Dark	61.000	132	15Rho Pup	2.8030	6900.0	122	45180	No
30	GOM_NL__2PRFIN20101021_102114_000000452094_00037_45181_1108.N1	21-OCT-2010 10:21:14	Dark	44.500	70	Zet Pup	2.2460	39000.	89	45181	No
31	GOM_NL__2PRFIN20101021_102728_000000492094_00037_45181_1109.N1	21-OCT-2010 10:27:28	Dark	48.500	2	Alp Car	-0.73600	7000.0	97	45181	No
32	GOM_NL__2PRFIN20101021_103848_000000422094_00037_45181_1110.N1	21-OCT-2010 10:38:48	Straylight	41.500	157	The1Eri	2.9060	9300.0	83	45181	No
33	GOM_NL__2PRFIN20101021_105922_000000442094_00037_45181_1111.N1	21-OCT-2010 10:59:22	Bright	43.500	105	6Bet Ari	2.6450	8900.0	87	45181	No
34	GOM_NL__2PRFIN20101021_110301_000000402094_00037_45181_1112.N1	21-OCT-2010 11:03:01	Bright	40.000	53	43Bet And	2.0480	3300.0	80	45181	No
35	GOM_NL__2PRFIN20101021_110608_000000452094_00037_45181_1113.N1	21-OCT-2010 11:06:08	Bright	44.500	73	57Gam1And	2.2600	13100.	89	45181	No
36	GOM_NL__2PRFIN20101021_111013_000000372094_00037_45181_1114.N1	21-OCT-2010 11:10:13	Bright	37.000	110	37Del Cas	2.6780	8900.0	74	45181	No
37	GOM_NL__2PRFIN20101021_111206_000000442094_00037_45181_1115.N1	21-OCT-2010 11:12:06	Bright	44.000	175	39Del Per	3.0100	19400.	88	45181	No
38	GOM_NL__2PRFIN20101021_113822_000000652094_00037_45181_1116.N1	21-OCT-2010 11:38:22	Bright	65.000	166	17Eps Leo	2.9800	6000.0	130	45181	No
39	GOM_NL__2PRFIN20101021_114147_000000442094_00037_45181_1117.N1	21-OCT-2010 11:41:47	Bright	43.500	22	32Alp Leo	1.3600	15200.	87	45181	No
40	GOM_NL__2PRFIN20101021_114941_000000602094_00037_45181_1118.N1	21-OCT-2010 11:49:41	Dark	59.500	48	30Alp Hya	1.9770	4100.0	119	45181	No
41	GOM_NL__2PRFIN20101021_115925_000000592094_00037_45181_1119.N1	21-OCT-2010 11:59:25	Dark	58.500	132	15Rho Pup	2.8030	6900.0	117	45181	No
42	GOM_NL__2PRFIN20101021_120151_000000482094_00038_45182_1138.N1	21-OCT-2010 12:01:51	Dark	47.500	70	Zet Pup	2.2460	39000.	95	45182	No

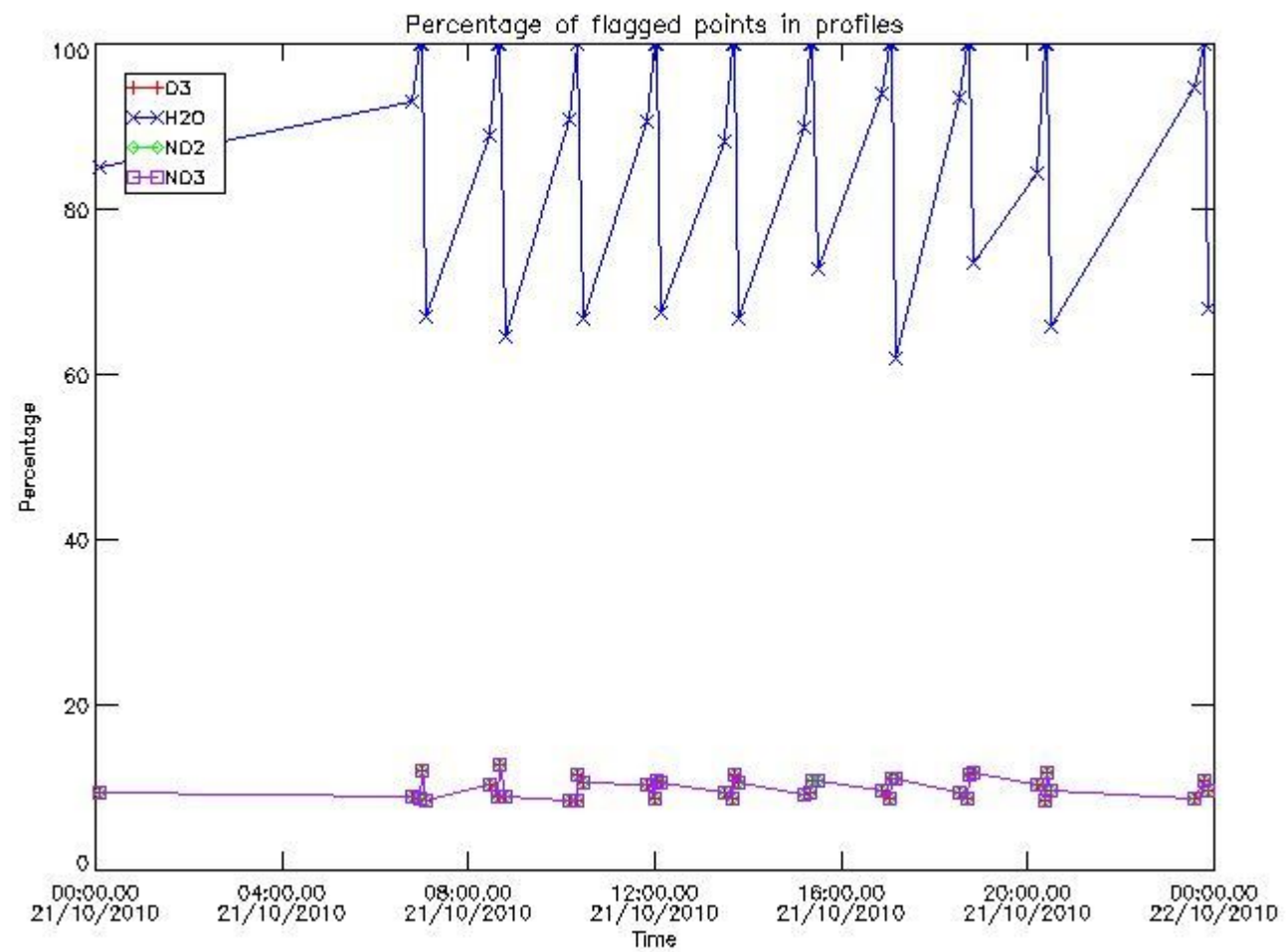
43	GOM_NL__2PRFIN20101021_120804_000000482094_00038_45182_1139.N1	21-OCT-2010 12:08:04	Dark	48.000	2	Alp Car	-0.73600	7000.0	96	45182	No
44	GOM_NL__2PRFIN20101021_121925_000000432094_00038_45182_1140.N1	21-OCT-2010 12:19:25	Straylight	42.500	157	The1Eri	2.9060	9300.0	85	45182	No
45	GOM_NL__2PRFIN20101021_123958_000000442094_00038_45182_1141.N1	21-OCT-2010 12:39:58	Bright	44.000	105	6Bet Ari	2.6450	8900.0	88	45182	No
46	GOM_NL__2PRFIN20101021_124337_000000402094_00038_45182_1142.N1	21-OCT-2010 12:43:37	Bright	39.500	53	43Bet And	2.0480	3300.0	79	45182	No
47	GOM_NL__2PRFIN20101021_124644_000000432094_00038_45182_1143.N1	21-OCT-2010 12:46:44	Bright	43.000	73	57Gam1And	2.2600	13100.	86	45182	No
48	GOM_NL__2PRFIN20101021_125049_000000382094_00038_45182_1144.N1	21-OCT-2010 12:50:49	Bright	37.500	110	37Del Cas	2.6780	8900.0	75	45182	No
49	GOM_NL__2PRFIN20101021_125241_000000472094_00038_45182_1145.N1	21-OCT-2010 12:52:41	Bright	47.000	175	39Del Per	3.0100	19400.	94	45182	No
50	GOM_NL__2PRFIN20101021_131859_000000452094_00038_45182_1146.N1	21-OCT-2010 13:18:59	Bright	44.500	166	17Eps Leo	2.9800	6000.0	89	45182	No
51	GOM_NL__2PRFIN20101021_132223_000000612094_00038_45182_1147.N1	21-OCT-2010 13:22:23	Bright	61.000	22	32Alp Leo	1.3600	15200.	122	45182	No
52	GOM_NL__2PRFIN20101021_133018_000000602094_00038_45182_1148.N1	21-OCT-2010 13:30:18	Dark	60.000	48	30Alp Hya	1.9770	4100.0	120	45182	No
53	GOM_NL__2PRFIN20101021_134003_000000602094_00038_45182_1149.N1	21-OCT-2010 13:40:03	Dark	59.500	132	15Rho Pup	2.8030	6900.0	119	45182	No
54	GOM_NL__2PRFIN20101021_134227_000000482094_00039_45183_1182.N1	21-OCT-2010 13:42:27	Dark	48.000	70	Zet Pup	2.2460	39000.	96	45183	No
55	GOM_NL__2PRFIN20101021_134841_000000492094_00039_45183_1183.N1	21-OCT-2010 13:48:41	Dark	48.500	2	Alp Car	-0.73600	7000.0	97	45183	No
56	GOM_NL__2PRFIN20101021_140001_000000442094_00039_45183_1184.N1	21-OCT-2010 14:00:01	Straylight	43.500	157	The1Eri	2.9060	9300.0	87	45183	No
57	GOM_NL__2PRFIN20101021_142033_000000442094_00039_45183_1185.N1	21-OCT-2010 14:20:33	Bright	44.000	105	6Bet Ari	2.6450	8900.0	88	45183	No
58	GOM_NL__2PRFIN20101021_142412_000000382094_00039_45183_1186.N1	21-OCT-2010 14:24:12	Bright	38.000	53	43Bet And	2.0480	3300.0	76	45183	No
59	GOM_NL__2PRFIN20101021_142719_000000452094_00039_45183_1187.N1	21-OCT-2010 14:27:19	Bright	44.500	73	57Gam1And	2.2600	13100.	89	45183	No
60	GOM_NL__2PRFIN20101021_143125_000000372094_00039_45183_1188.N1	21-OCT-2010 14:31:25	Bright	37.000	110	37Del Cas	2.6780	8900.0	74	45183	No
61	GOM_NL__2PRFIN20101021_143316_000000472094_00039_45183_1189.N1	21-OCT-2010 14:33:16	Bright	47.000	175	39Del Per	3.0100	19400.	94	45183	No
62	GOM_NL__2PRFIN20101021_145935_000000472094_00039_45183_1190.N1	21-OCT-2010 14:59:35	Bright	46.500	166	17Eps Leo	2.9800	6000.0	93	45183	No
63	GOM_NL__2PRFIN20101021_150259_000000442094_00039_45183_1191.N1	21-OCT-2010 15:02:59	Bright	43.500	22	32Alp Leo	1.3600	15200.	87	45183	No
64	GOM_NL__2PRFIN20101021_151055_000000552094_00039_45183_1192.N1	21-OCT-2010 15:10:55	Dark	55.000	48	30Alp Hya	1.9770	4100.0	110	45183	No
65	GOM_NL__2PRFIN20101021_152040_000000592094_00039_45183_1193.N1	21-OCT-2010 15:20:40	Dark	59.000	132	15Rho Pup	2.8030	6900.0	118	45183	No
66	GOM_NL__2PRFIN20101021_152304_000000482094_00040_45184_1240.N1	21-OCT-2010 15:23:04	Dark	47.500	70	Zet Pup	2.2460	39000.	95	45184	No
67	GOM_NL__2PRFIN20101021_152918_000000472094_00040_45184_1241.N1	21-OCT-2010 15:29:18	Dark	46.500	2	Alp Car	-0.73600	7000.0	93	45184	No
68	GOM_NL__2PRFIN20101021_154037_000000422094_00040_45184_1242.N1	21-OCT-2010 15:40:37	Straylight	42.000	157	The1Eri	2.9060	9300.0	84	45184	No
69	GOM_NL__2PRFIN20101021_160109_000000442094_00040_45184_1243.N1	21-OCT-2010 16:01:09	Bright	43.500	105	6Bet Ari	2.6450	8900.0	87	45184	No
70	GOM_NL__2PRFIN20101021_160448_000000402094_00040_45184_1244.N1	21-OCT-2010 16:04:48	Bright	40.000	53	43Bet And	2.0480	3300.0	80	45184	No
71	GOM_NL__2PRFIN20101021_160755_000000422094_00040_45184_1245.N1	21-OCT-2010 16:07:55	Bright	41.500	73	57Gam1And	2.2600	13100.	83	45184	No
72	GOM_NL__2PRFIN20101021_161018_000000532094_00040_45184_1246.N1	21-OCT-2010 16:10:18	Bright	53.000	79	26Bet Per	2.3100	13100.	106	45184	No
73	GOM_NL__2PRFIN20101021_161259_000000462094_00040_45184_1247.N1	21-OCT-2010 16:12:59	Bright	45.500	160	23Gam Per	2.9300	4700.0	91	45184	No
74	GOM_NL__2PRFIN20101021_164336_000000432094_00040_45184_1248.N1	21-OCT-2010 16:43:36	Bright	42.500	22	32Alp Leo	1.3600	15200.	85	45184	No
75	GOM_NL__2PRFIN20101021_165132_000000592094_00040_45184_1249.N1	21-OCT-2010 16:51:32	Dark	58.500	48	30Alp Hya	1.9770	4100.0	117	45184	No
76	GOM_NL__2PRFIN20101021_170117_000000582094_00040_45184_1250.N1	21-OCT-2010 17:01:17	Dark	58.000	132	15Rho Pup	2.8030	6900.0	116	45184	No
77	GOM_NL__2PRFIN20101021_170341_000000462094_00041_45185_1267.N1	21-OCT-2010 17:03:41	Dark	46.000	70	Zet Pup	2.2460	39000.	92	45185	No
78	GOM_NL__2PRFIN20101021_170955_000000512094_00041_45185_1268.N1	21-OCT-2010 17:09:55	Dark	50.500	2	Alp Car	-0.73600	7000.0	101	45185	No
79	GOM_NL__2PRFIN20101021_172114_000000432094_00041_45185_1269.N1	21-OCT-2010 17:21:14	Straylight	43.000	157	The1Eri	2.9060	9300.0	86	45185	No
80	GOM_NL__2PRFIN20101021_174144_000000432094_00041_45185_1270.N1	21-OCT-2010 17:41:44	Bright	43.000	105	6Bet Ari	2.6450	8900.0	86	45185	No
81	GOM_NL__2PRFIN20101021_174524_000000412094_00041_45185_1271.N1	21-OCT-2010 17:45:24	Bright	41.000	53	43Bet And	2.0480	3300.0	82	45185	No
82	GOM_NL__2PRFIN20101021_174830_000000462094_00041_45185_1272.N1	21-OCT-2010 17:48:30	Bright	45.500	73	57Gam1And	2.2600	13100.	91	45185	No
83	GOM_NL__2PRFIN20101021_175053_000000542094_00041_45185_1273.N1	21-OCT-2010 17:50:53	Bright	54.000	79	26Bet Per	2.3100	13100.	108	45185	No
84	GOM_NL__2PRFIN20101021_175334_000000462094_00041_45185_1274.N1	21-OCT-2010 17:53:34	Bright	45.500	160	23Gam Per	2.9300	4700.0	91	45185	No
85	GOM_NL__2PRFIN20101021_182412_000000412094_00041_45185_1275.N1	21-OCT-2010 18:24:12	Bright	40.500	22	32Alp Leo	1.3600	15200.	81	45185	No
86	GOM_NL__2PRFIN20101021_183208_000000552094_00041_45185_1276.N1	21-OCT-2010 18:32:08	Dark	54.500	48	30Alp Hya	1.9770	4100.0	109	45185	No
87	GOM_NL__2PRFIN20101021_184155_000000592094_00041_45185_1277.N1	21-OCT-2010 18:41:55	Dark	58.500	132	15Rho Pup	2.8030	6900.0	117	45185	No
88	GOM_NL__2PRFIN20101021_184418_000000482094_00042_45186_1310.N1	21-OCT-2010 18:44:18	Dark	48.000	70	Zet Pup	2.2460	39000.	96	45186	No
89	GOM_NL__2PRFIN20101021_185031_000000472094_00042_45186_1311.N1	21-OCT-2010 18:50:31	Dark	47.000	2	Alp Car	-0.73600	7000.0	94	45186	No
90	GOM_NL__2PRFIN20101021_190150_000000432094_00042_45186_1312.N1	21-OCT-2010 19:01:50	Straylight	42.500	157	The1Eri	2.9060	9300.0	85	45186	No
91	GOM_NL__2PRFIN20101021_192220_000000432094_00042_45186_1313.N1	21-OCT-2010 19:22:20	Bright	42.500	105	6Bet Ari	2.6450	8900.0	85	45186	No
92	GOM_NL__2PRFIN20101021_192559_000000392094_00042_45186_1314.N1	21-OCT-2010 19:25:59	Bright	38.500	53	43Bet And	2.0480	3300.0	77	45186	No
93	GOM_NL__2PRFIN20101021_192905_000000412094_00042_45186_1315.N1	21-OCT-2010 19:29:05	Bright	40.500	73	57Gam1And	2.2600	13100.	81	45186	No
94	GOM_NL__2PRFIN20101021_193128_000000522094_00042_45186_1316.N1	21-OCT-2010 19:31:28	Bright	51.500	79	26Bet Per	2.3100	13100.	103	45186	No
95	GOM_NL__2PRFIN20101021_193410_000000462094_00042_45186_1317.N1	21-OCT-2010 19:34:10	Bright	46.000	160	23Gam Per	2.9300	4700.0	92	45186	No
96	GOM_NL__2PRFIN20101021_200124_000000462094_00042_45186_1318.N1	21-OCT-2010 20:01:24	Bright	45.500	166	17Eps Leo	2.9800	6000.0	91	45186	No
97	GOM_NL__2PRFIN20101021_200448_000000452094_00042_45186_1319.N1	21-OCT-2010 20:04:48	Bright	44.500	22	32Alp Leo	1.3600	15200.	89	45186	No
98	GOM_NL__2PRFIN20101021_201245_000000552094_00042_45186_1320.N1	21-OCT-2010 20:12:45	Dark	54.500	48	30Alp Hya	1.9770	4100.0	109	45186	No
99	GOM_NL__2PRFIN20101021_202232_000000612094_00042_45186_1321.N1	21-OCT-2010 20:22:32	Dark	60.500	132	15Rho Pup	2.8030	6900.0	121	45186	No
100	GOM_NL__2PRFIN20101021_202455_000000482094_00043_45187_1335.N1	21-OCT-2010 20:24:55	Dark	47.500	70	Zet Pup	2.2460	39000.	95	45187	No
101	GOM_NL__2PRFIN20101021_203108_000000532094_00043_45187_1336.N1	21-OCT-2010 20:31:08	Dark	52.500	2	Alp Car	-0.73600	7000.0	105	45187	No

102	GOM_NL__2PRFIN20101021_233359_000000582094_00044_45188_1346.N1	21-OCT-2010 23:33:59	Dark	58.000	48	30Alp Hya	1.9770	4100.0	116	45188	No
103	GOM_NL__2PRFIN20101021_234609_000000472094_00045_45189_1355.N1	21-OCT-2010 23:46:09	Dark	46.500	70	Zet Pup	2.2460	39000.	93	45189	No
104	GOM_NL__2PRFIN20101021_235221_000000542094_00045_45189_1356.N1	21-OCT-2010 23:52:21	Dark	53.500	2	Alp Car	-0.73600	7000.0	107	45189	No

3. Quality information per product

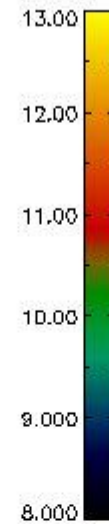
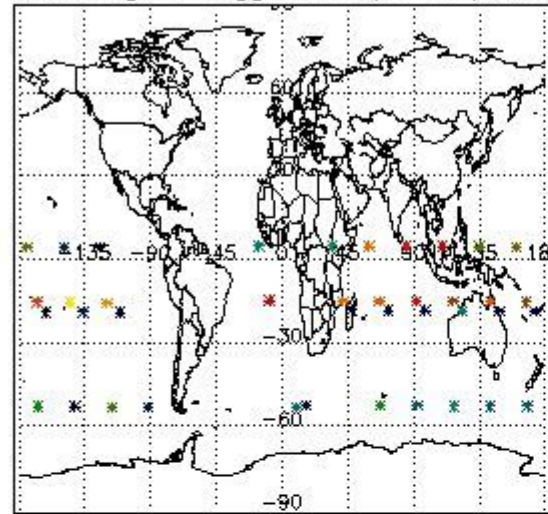
In this section it is plotted some information contained in the Quality Summary data set of the level 2 products. Only products in dark limb conditions and without errors (error flag in the MPH set to "0") are used.

3.1 Plot quality information per product (time dependant)

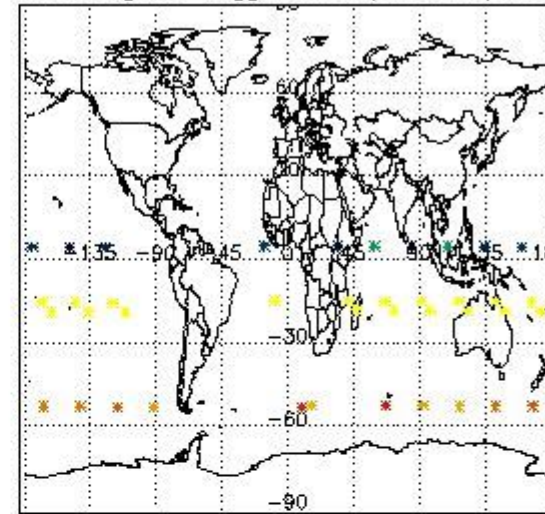


3.2 Plot quality information per product (world map)


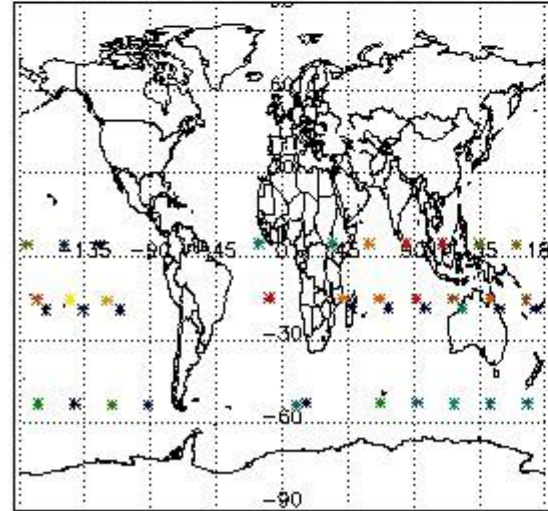
Percentage of flagged data per O3 profile



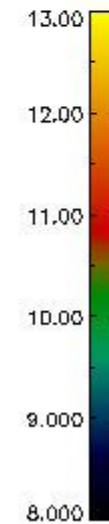
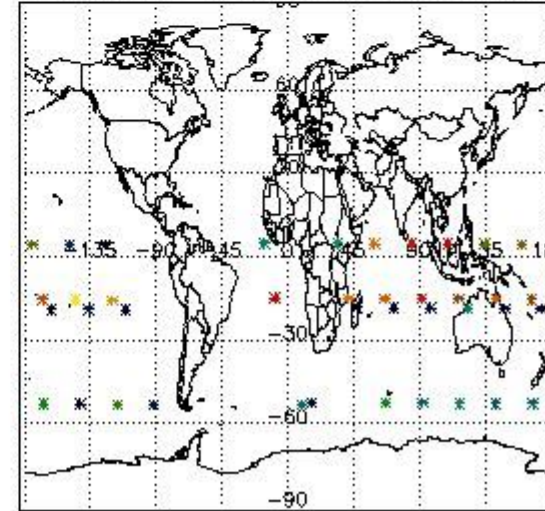
Percentage of flagged data per H2O profile



Percentage of flagged data per NO2 profile



Percentage of flagged data per NO3 profile

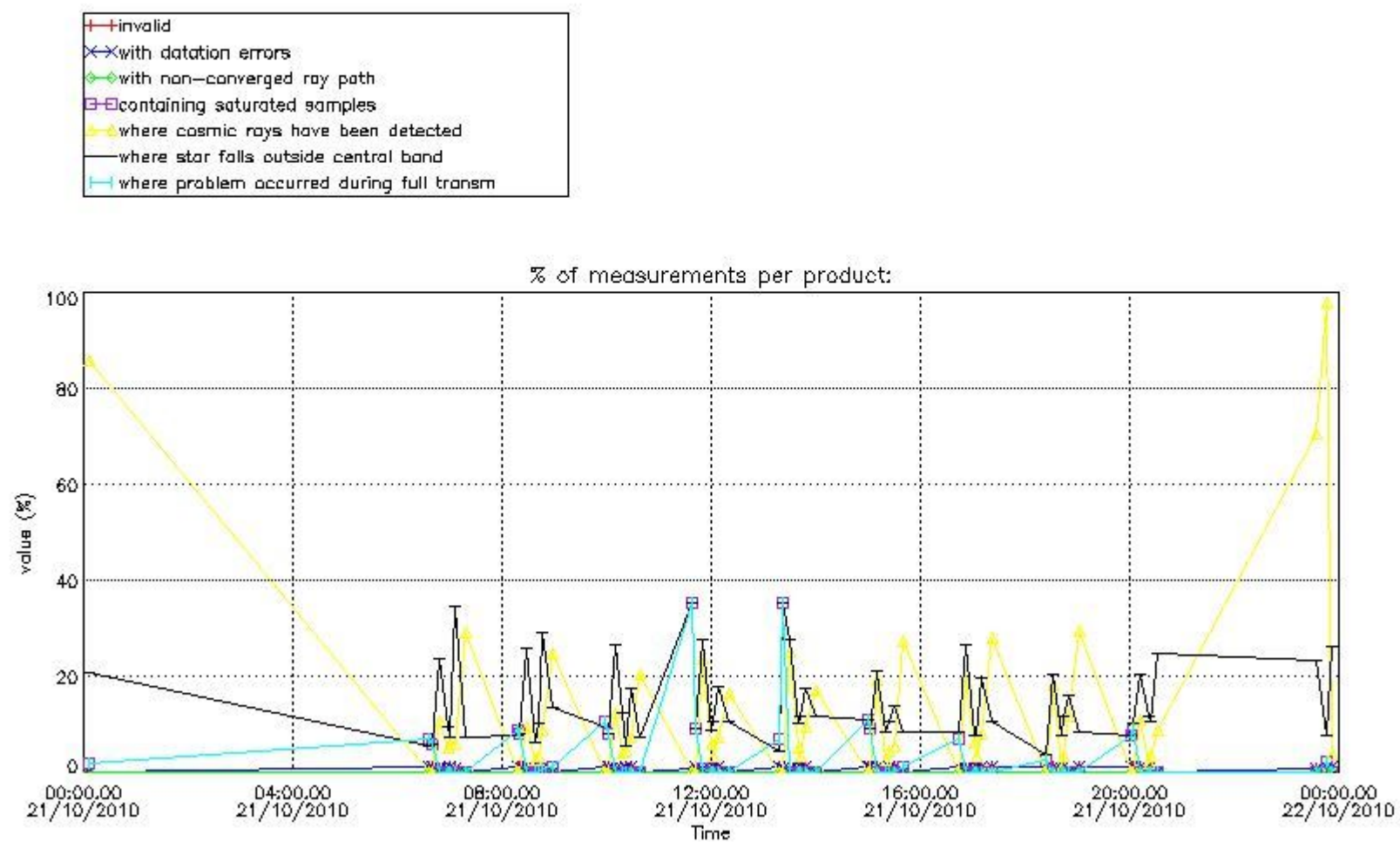


4. Level 1 quality information per product

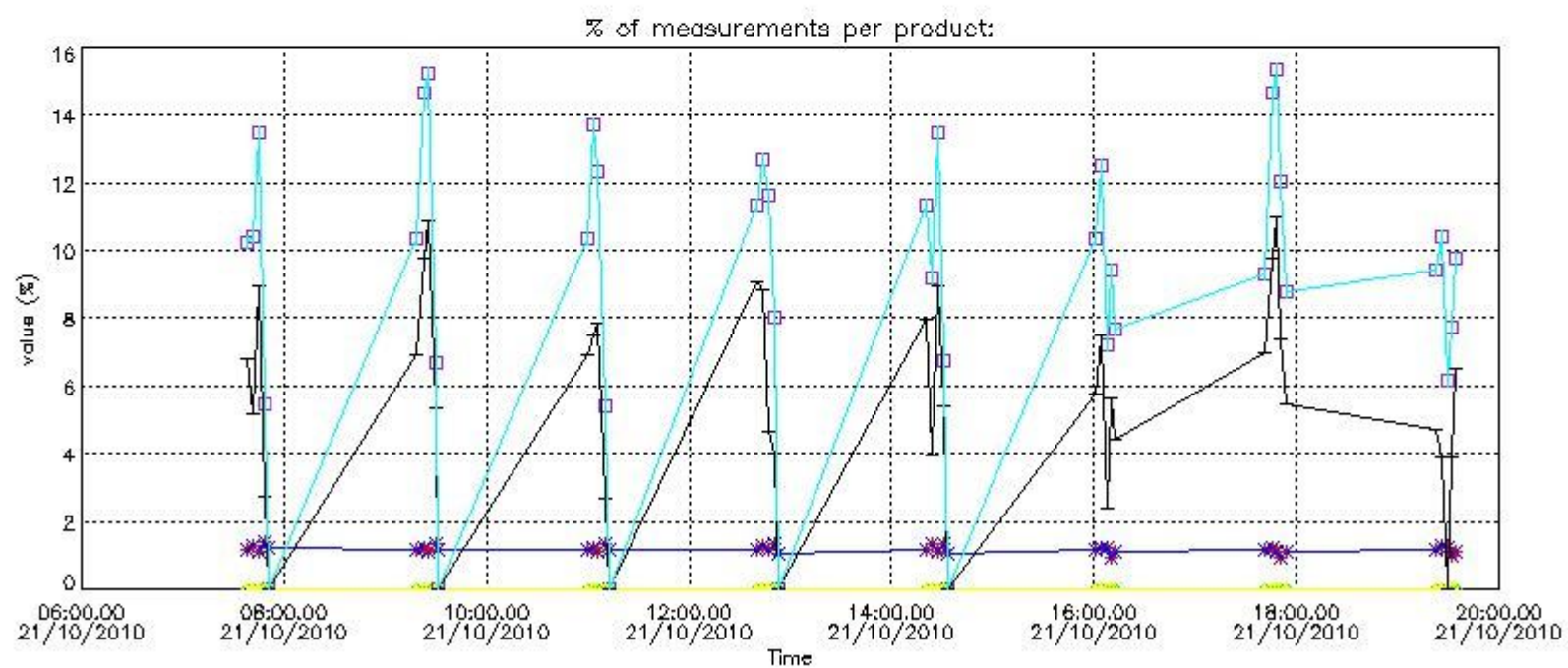
In this section it is plotted some information contained in the Quality Summary data set of the level 2 products that comes from the level 1b processing. Products without errors (error flag in the MPH set to "0") are used.

4.1 Plot quality information per product (time dependant) coming from level 1b processing

4.1.1 Plot level 1 quality information per product (time dependant): ENVISAT ASCENDING passes

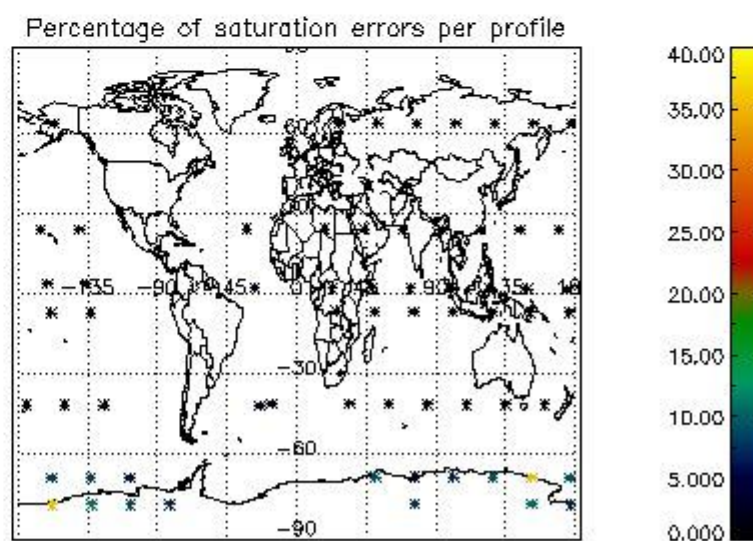
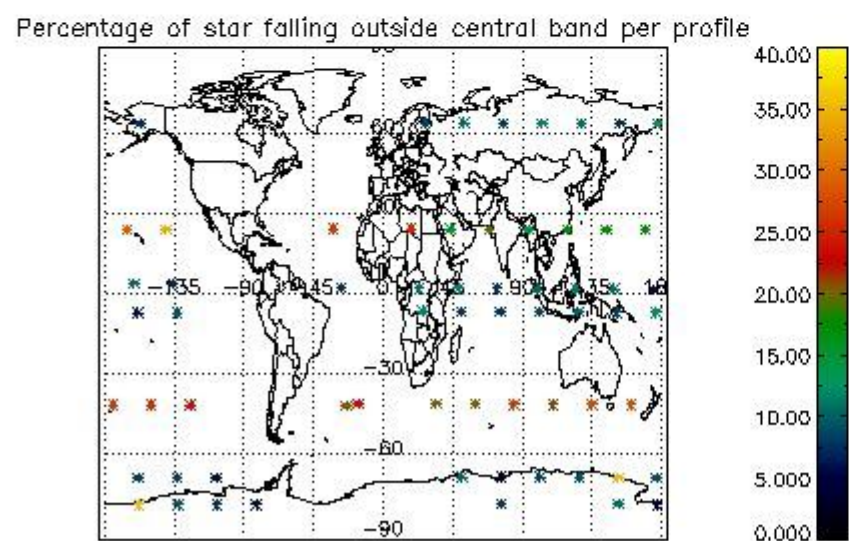
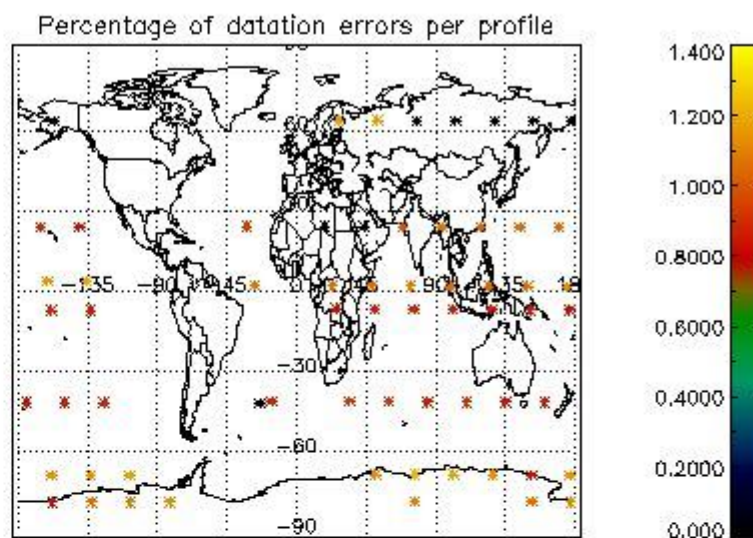
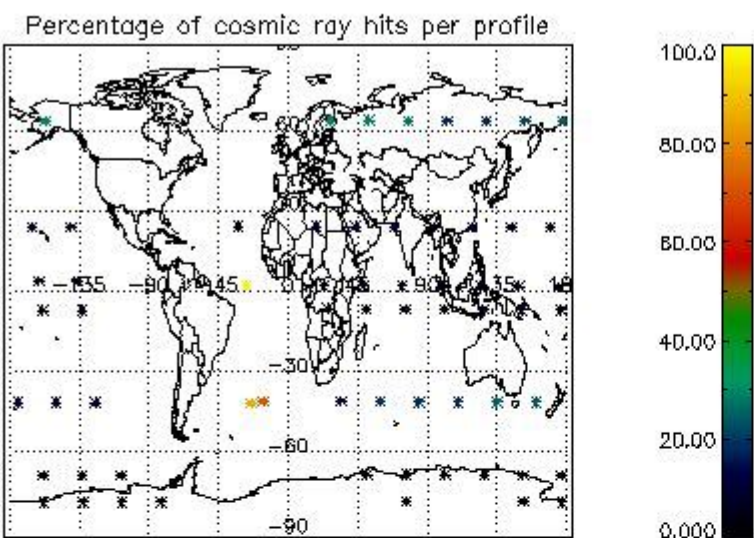


4.1.2 Plot level 1 quality information per product (time dependant): ENVI SAT DESCENDING passes

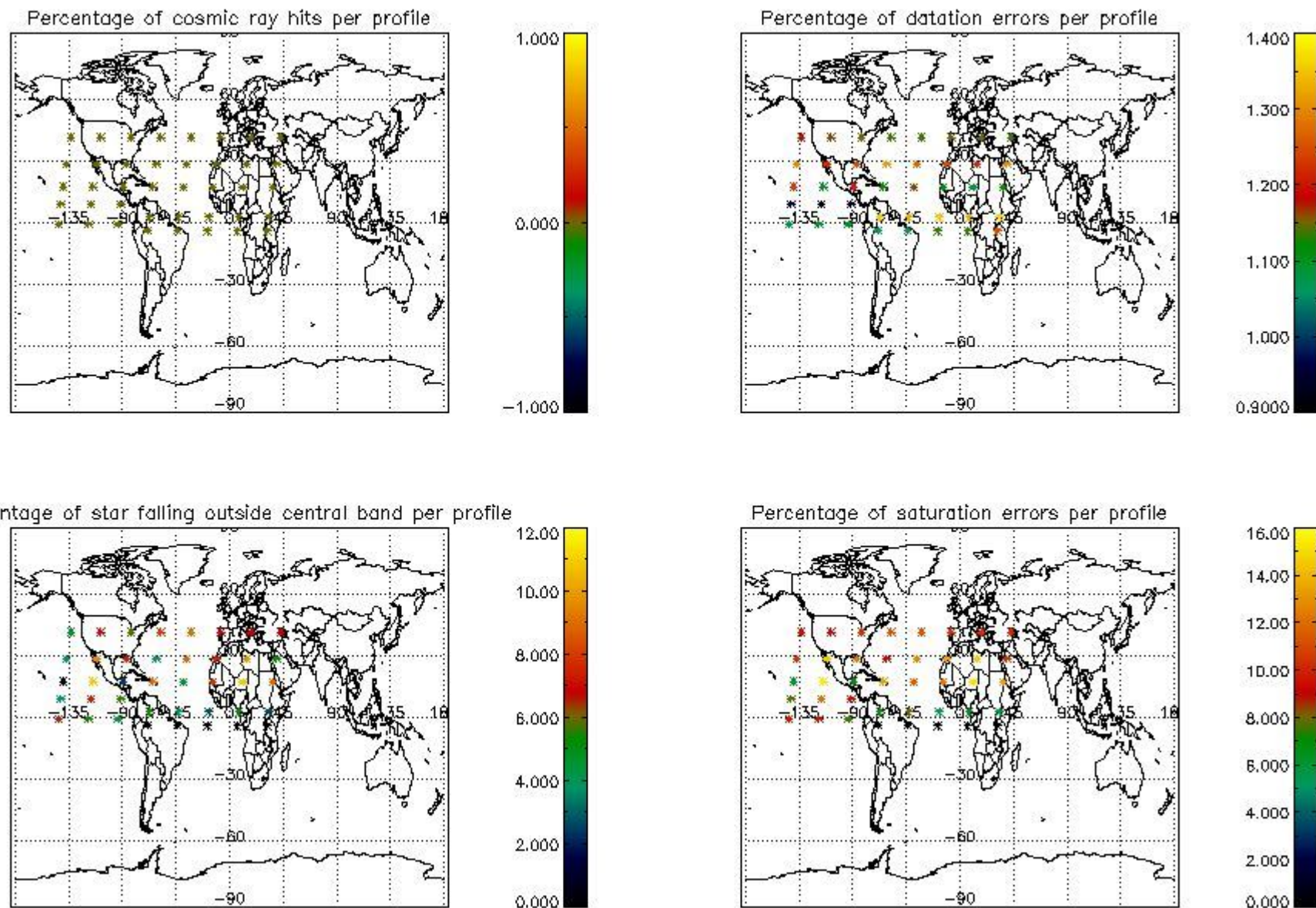


4.2 Plot quality information per product coming from level 1b processing (world map)

4.2.1 Plot level 1 quality information per product (world map): ENVISAT ASCENDING passes



4.2.2 Plot level 1 quality information per product (world map): ENVISAT DESCENDING passes



5. Trace gas profiles

5.1 Ozone statistics based on quality of products

The final quality of the products can be "measured" using the STD (Standard Deviation) attached to every point profile. This information is written to the parameter GOM_NL__2P/NL_LOCAL_SPECIES_DENSITY/o3_std of the level 2 products. The table below shows the statistics for given STD ranges.

The statistics are given with respect to the overall valid production:

- Products without fatal errors: GOM_NL__2P/MPH/PRODUCT_ERR=0
- Valid point profile: GOM_NL__2P/NL_LOCAL_SPECIES_DENSITY/pcd(0)=0

The 'Criteria' is applied to valid points of dark limb products:

- Products in dark limb illumination condition: GOM_NL__2P/NL_SUMMARY_QUALITY/obs_ill_cond=0
- Products without fatal errors: GOM_NL__2P/MPH/PRODUCT_ERR=0
- Valid point profile: GOM_NL__2P/NL_LOCAL_SPECIES_DENSITY/pcd(0)=0

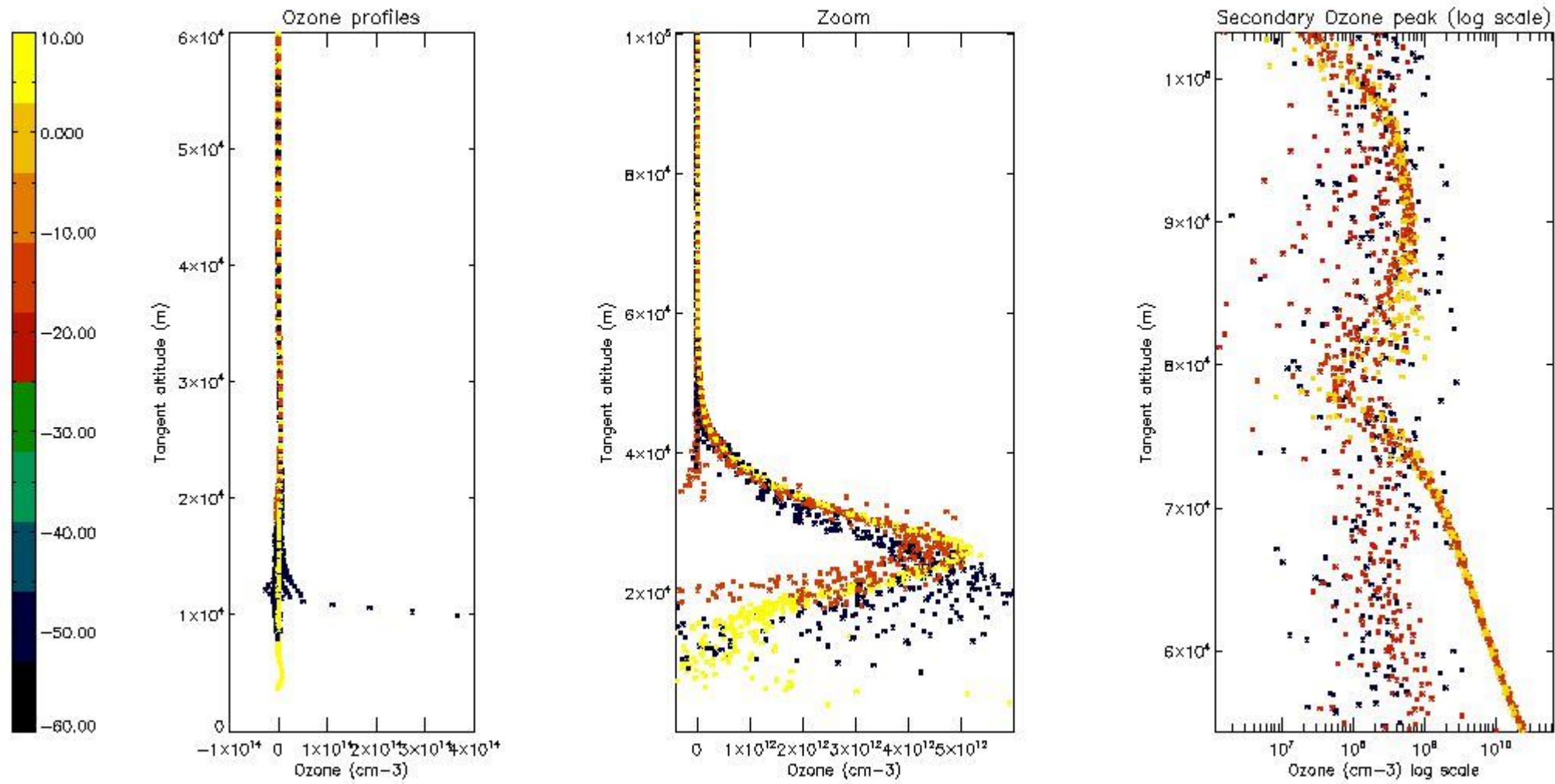
So, the table below shows the percentage of dark limb and valid observations for each criteria with respect to the overall valid daily observations.

Criteria	% of total production
All STD	45
STD < 20	22

STD < 10	18
STD < 5	11

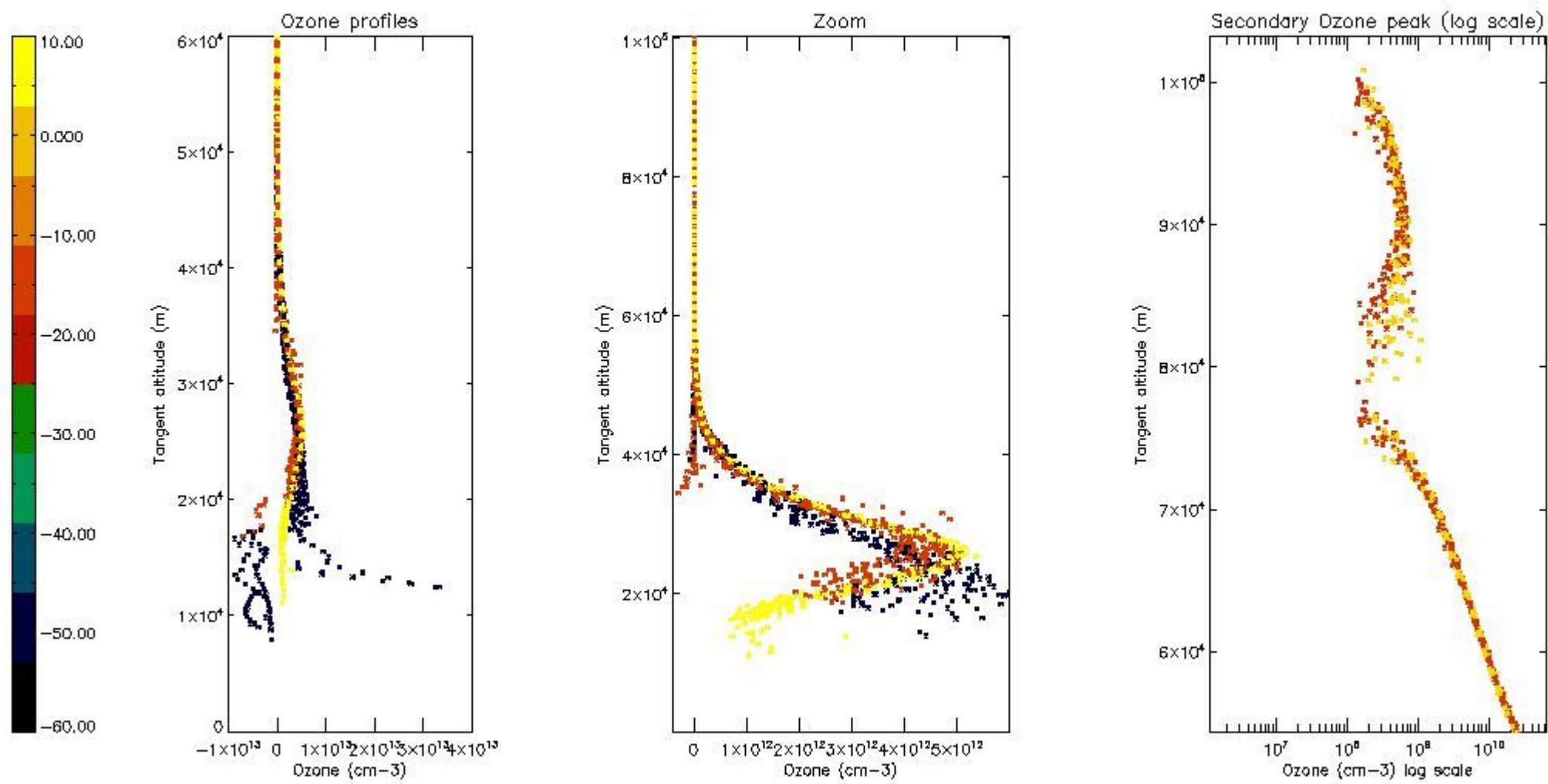
5.2 Plot ozone profiles for all STD (dark without errors)

The colorbar represents the latitude.



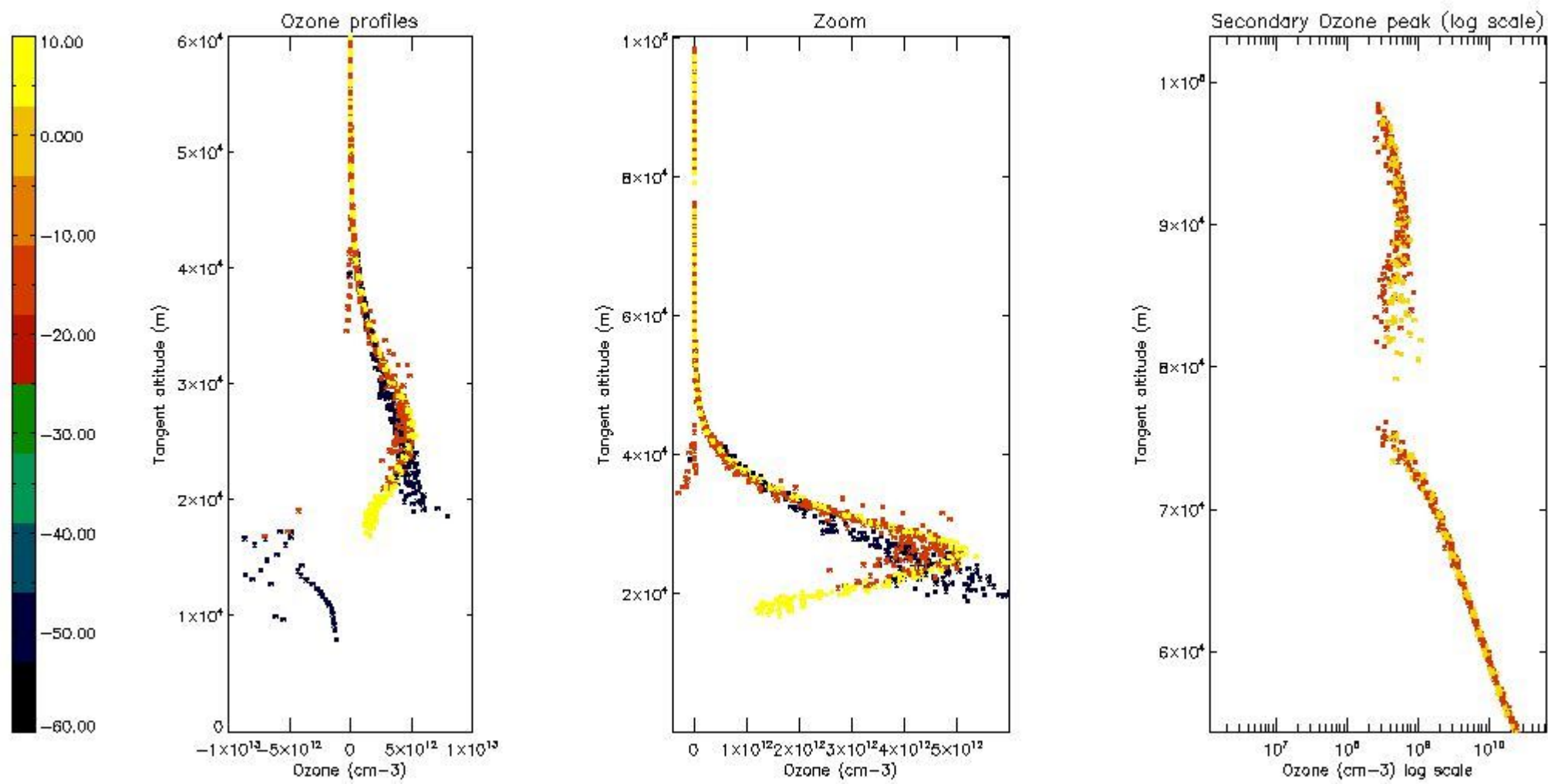
5.3 Plot ozone profiles where STD < 20% (dark without errors)

The colorbar represents the latitude.



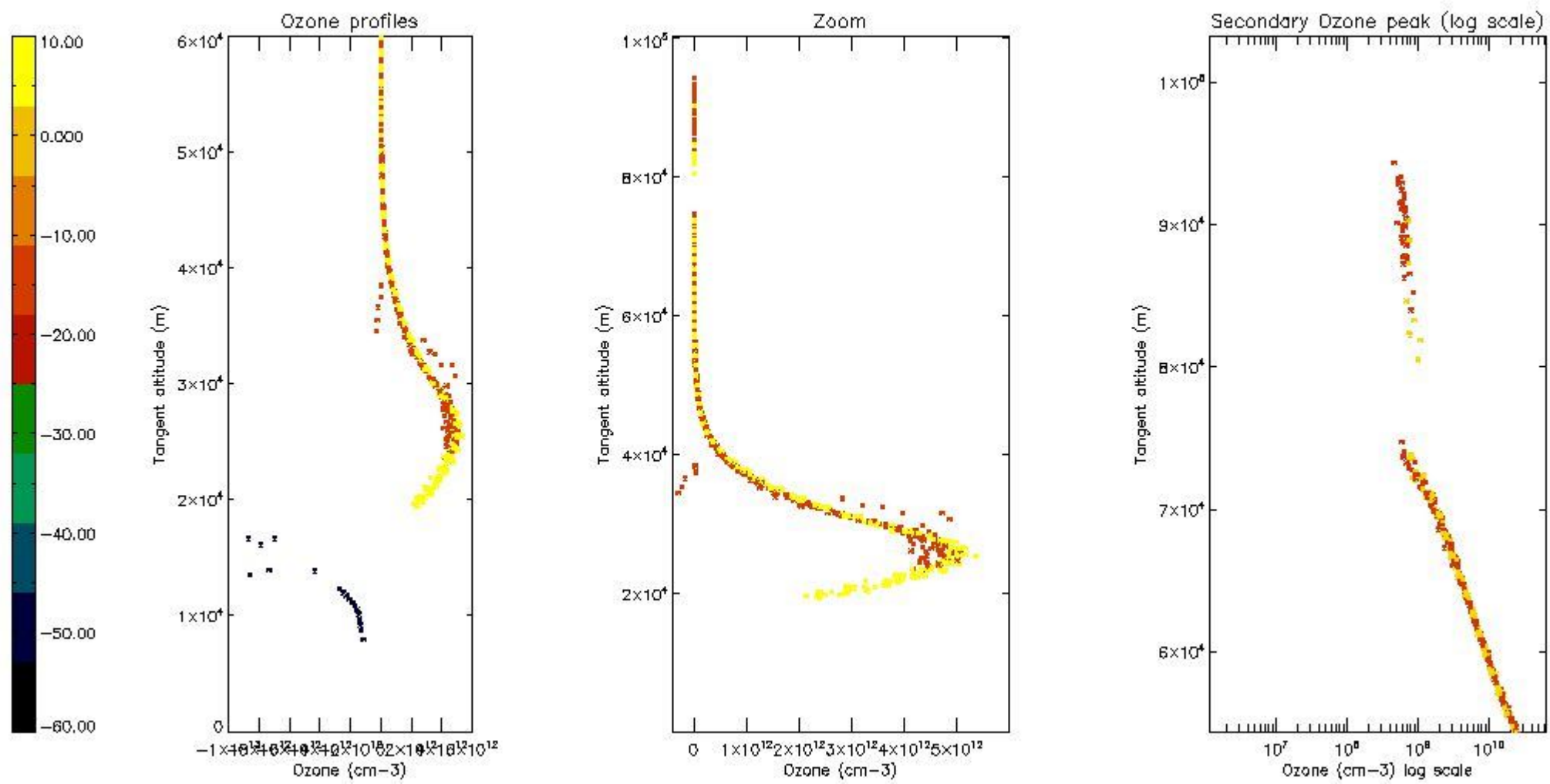
5.4 Plot ozone profiles where STD < 10% (dark without errors)

The colorbar represents the latitude.



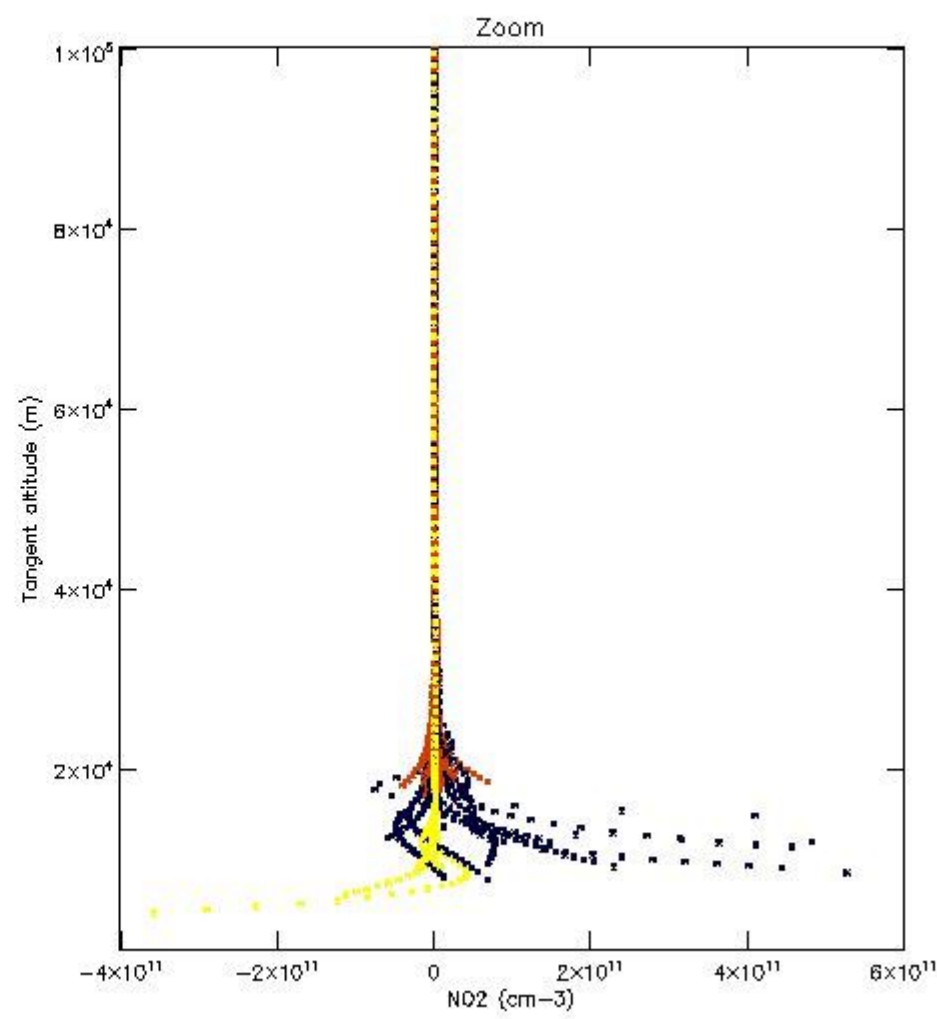
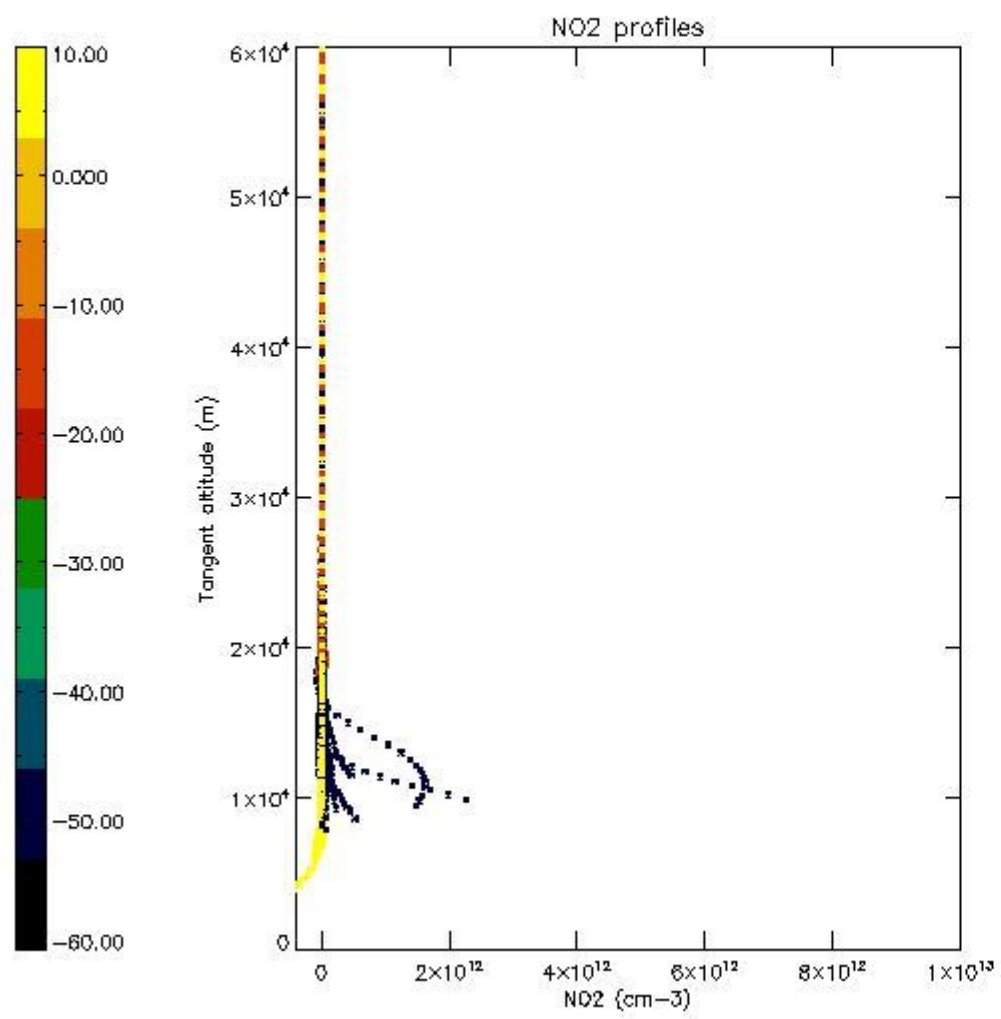
5.5 Plot ozone profiles where STD < 5% (dark without errors)

The colorbar represents the latitude.



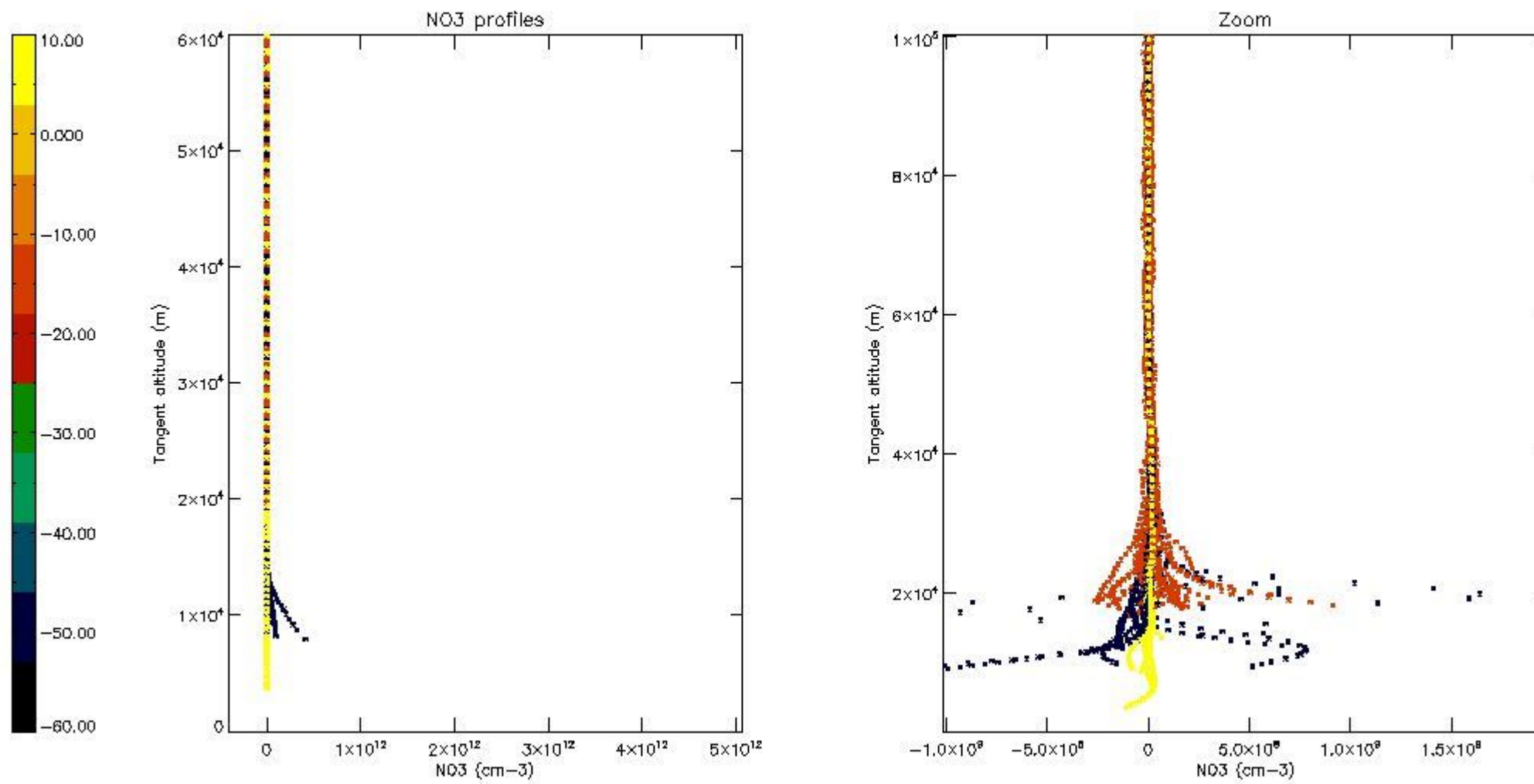
5.6 Plot NO₂ profiles for all STD (dark without errors)

The colorbar represents the latitude.



5.7 Plot NO3 profiles for all STD (dark without errors)

The colorbar represents the latitude.



6. Auxiliary Data Files used for the production reported in section 2

The number reported in the third column indicates since which file (see list in section 2) the corresponding auxiliary file has been used. The fourth column is the date of those product files.

Type	Auxiliary Filename	Used since product	Used since product date
INST_PHYS_CHARACTERISTICS	GOM_INS_AXVIEC20091111_143220_20030716_120000_20500101_000000	1	21-OCT-2010 00:05:24
LEVEL-2_PROC_CONFIG	GOM_PR2_AXVIEC20091111_152718_20020301_000000_20500101_000000	1	21-OCT-2010 00:05:24
CROSS_SECTIONS_FILE	GOM_CRS_AXVIEC20091111_154832_20020301_000000_20500101_000000	1	21-OCT-2010 00:05:24

GOMOS Level 2 Daily Report

SUMMARY

[1. General Info](#)

[2. Summary of processed GOM_NL_2P products](#)

[3. Level 2 Quality information per product](#)

[3.1 Plot of level 2 quality information per product \(time dependant\)](#)

[3.2 Plot of level 2 quality information per product \(world map\)](#)

[4. Level 1 Quality information per product \(stored on level 2 products\)](#)

[4.1 Plot of level 1 quality information per product \(time dependant\)](#)

[4.1.1 Plot of level 1 quality information per product \(time dependant\): ASCENDING](#)

[4.1.2 Plot of level 1 quality information per product \(time dependant\): DESCENDING](#)

[4.2 Plot of level 1 quality information per product \(world map\)](#)

[4.2.1 Plot of level 1 quality information per product \(world map\): ASCENDING](#)

[4.2.2 Plot of level 1 quality information per product \(world map\): DESCENDING](#)

[5. Ozone profiles based on quality statistics and other trace gas profiles](#)

[5.1 Ozone statistics based on quality of products](#)

[5.2 Plot ozone profiles for all STD \(dark without errors\)](#)

[5.3 Plot ozone profiles where STD < 20% \(dark without errors\)](#)

[5.4. Plot ozone profiles where STD < 10% \(dark without errors\)](#)

[5.5. Plot ozone profiles where STD < 5% \(dark without errors\)](#)

[5.6 Plot NO2 profiles for all STD \(dark without errors\)](#)

[5.7 Plot NO3 profiles for all STD \(dark without errors\)](#)

[5.8 Plot H2O profiles \(only for occultations of stars 1,2,3,4,13,14,16,26,63 dark without errors\) for all STD](#)

[6. Auxiliary Data Files used for the production reported in section 2](#)

This report presents the daily analysis on parameters extracted from GOMOS level 2 data (GOM_NL__2P). It is intended to monitor some important parameters that will impact the quality of these products. A list of level 2 products (and content) that have arrived during the reporting day to the PCF is also given.

Item	Value
Time of report generation	29APR2013 16:07:22
Data source version	GOMOS/6.01
Start time of products	21-10-2010 (21OCT2010 00:00:00)
Stop time of products	22-10-2010 (22OCT2010 00:00:00)
Store outputs in DB	Yes
Nb of level 2 prods	104
Nb of prods with errors	0

2. Summary of processed GOM_NL__2P products.

Nr	Filename	UTC Start time	Limb	Duration	Star Id	Star Name	Star Mag	Star Temp	Nb Meas	Orbit	Prod. error
1	GOM_NL__2PRFIN20101021_000524_000000542094_00030_45174_0995.N1	21-OCT-2010 00:05:24	Dark	53.500	48	30Alp Hya	1.9770	4100.0	107	45174	No
2	GOM_NL__2PRFIN20101021_063634_000000452094_00034_45178_1022.N1	21-OCT-2010 06:36:34	Bright	44.500	166	17Eps Leo	2.9800	6000.0	89	45178	No
3	GOM_NL__2PRFIN20101021_063958_000000432094_00034_45178_1023.N1	21-OCT-2010 06:39:58	Bright	42.500	22	32Alp Leo	1.3600	15200.	85	45178	No
4	GOM_NL__2PRFIN20101021_064751_000000582094_00034_45178_1024.N1	21-OCT-2010 06:47:51	Dark	57.500	48	30Alp Hya	1.9770	4100.0	115	45178	No
5	GOM_NL__2PRFIN20101021_065733_000000592094_00034_45178_1025.N1	21-OCT-2010 06:57:33	Dark	59.000	132	15Rho Pup	2.8030	6900.0	118	45178	No
6	GOM_NL__2PRFIN20101021_070035_000000422094_00035_45179_1037.N1	21-OCT-2010 07:00:35	Dark	42.000	34	Gam2Vel	1.7930	23000.	84	45179	No
7	GOM_NL__2PRFIN20101021_070614_000000612094_00035_45179_1038.N1	21-OCT-2010 07:06:14	Dark	61.000	2	Alp Car	-0.73600	7000.0	122	45179	No
8	GOM_NL__2PRFIN20101021_071736_000000412094_00035_45179_1039.N1	21-OCT-2010 07:17:36	Straylight	41.000	157	The1Eri	2.9060	9300.0	82	45179	No
9	GOM_NL__2PRFIN20101021_073811_000000442094_00035_45179_1040.N1	21-OCT-2010 07:38:11	Bright	44.000	105	6Bet Ari	2.6450	8900.0	88	45179	No
10	GOM_NL__2PRFIN20101021_074150_000000392094_00035_45179_1041.N1	21-OCT-2010 07:41:50	Bright	38.500	53	43Bet And	2.0480	3300.0	77	45179	No
11	GOM_NL__2PRFIN20101021_074458_000000452094_00035_45179_1042.N1	21-OCT-2010 07:44:58	Bright	44.500	73	57Gam1And	2.2600	13100.	89	45179	No
12	GOM_NL__2PRFIN20101021_074902_000000372094_00035_45179_1043.N1	21-OCT-2010 07:49:02	Bright	36.500	110	37Del Cas	2.6780	8900.0	73	45179	No
13	GOM_NL__2PRFIN20101021_075056_000000402094_00035_45179_1044.N1	21-OCT-2010 07:50:56	Bright	40.000	175	39Del Per	3.0100	19400.	80	45179	No
14	GOM_NL__2PRFIN20101021_081710_000000462094_00035_45179_1045.N1	21-OCT-2010 08:17:10	Bright	46.000	166	17Eps Leo	2.9800	6000.0	92	45179	No
15	GOM_NL__2PRFIN20101021_082034_000000442094_00035_45179_1046.N1	21-OCT-2010 08:20:34	Bright	43.500	22	32Alp Leo	1.3600	15200.	87	45179	No
16	GOM_NL__2PRFIN20101021_082828_000000592094_00035_45179_1047.N1	21-OCT-2010 08:28:28	Dark	58.500	48	30Alp Hya	1.9770	4100.0	117	45179	No
17	GOM_NL__2PRFIN20101021_083810_000000582094_00035_45179_1048.N1	21-OCT-2010 08:38:10	Dark	57.500	132	15Rho Pup	2.8030	6900.0	115	45179	No
18	GOM_NL__2PRFIN20101021_084112_000000442094_00036_45180_1067.N1	21-OCT-2010 08:41:12	Dark	43.500	34	Gam2Vel	1.7930	23000.	87	45180	No
19	GOM_NL__2PRFIN20101021_084651_000000572094_00036_45180_1068.N1	21-OCT-2010 08:46:51	Dark	57.000	2	Alp Car	-0.73600	7000.0	114	45180	No
20	GOM_NL__2PRFIN20101021_085812_000000452094_00036_45180_1069.N1	21-OCT-2010 08:58:12	Straylight	44.500	157	The1Eri	2.9060	9300.0	89	45180	No
21	GOM_NL__2PRFIN20101021_091847_000000442094_00036_45180_1070.N1	21-OCT-2010 09:18:47	Bright	43.500	105	6Bet Ari	2.6450	8900.0	87	45180	No
22	GOM_NL__2PRFIN20101021_092225_000000412094_00036_45180_1071.N1	21-OCT-2010 09:22:25	Bright	41.000	53	43Bet And	2.0480	3300.0	82	45180	No
23	GOM_NL__2PRFIN20101021_092533_000000462094_00036_45180_1072.N1	21-OCT-2010 09:25:33	Bright	46.000	73	57Gam1And	2.2600	13100.	92	45180	No
24	GOM_NL__2PRFIN20101021_092938_000000382094_00036_45180_1073.N1	21-OCT-2010 09:29:38	Bright	37.500	110	37Del Cas	2.6780	8900.0	75	45180	No
25	GOM_NL__2PRFIN20101021_093131_000000442094_00036_45180_1074.N1	21-OCT-2010 09:31:31	Bright	44.000	175	39Del Per	3.0100	19400.	88	45180	No
26	GOM_NL__2PRFIN20101021_095746_000000472094_00036_45180_1075.N1	21-OCT-2010 09:57:46	Bright	47.000	166	17Eps Leo	2.9800	6000.0	94	45180	No
27	GOM_NL__2PRFIN20101021_100110_000000442094_00036_45180_1076.N1	21-OCT-2010 10:01:10	Bright	43.500	22	32Alp Leo	1.3600	15200.	87	45180	No
28	GOM_NL__2PRFIN20101021_100904_000000602094_00036_45180_1077.N1	21-OCT-2010 10:09:04	Dark	60.000	48	30Alp Hya	1.9770	4100.0	120	45180	No
29	GOM_NL__2PRFIN20101021_101848_000000612094_00036_45180_1078.N1	21-OCT-2010 10:18:48	Dark	61.000	132	15Rho Pup	2.8030	6900.0	122	45180	No
30	GOM_NL__2PRFIN20101021_102114_000000452094_00037_45181_1108.N1	21-OCT-2010 10:21:14	Dark	44.500	70	Zet Pup	2.2460	39000.	89	45181	No
31	GOM_NL__2PRFIN20101021_102728_000000492094_00037_45181_1109.N1	21-OCT-2010 10:27:28	Dark	48.500	2	Alp Car	-0.73600	7000.0	97	45181	No
32	GOM_NL__2PRFIN20101021_103848_000000422094_00037_45181_1110.N1	21-OCT-2010 10:38:48	Straylight	41.500	157	The1Eri	2.9060	9300.0	83	45181	No
33	GOM_NL__2PRFIN20101021_105922_000000442094_00037_45181_1111.N1	21-OCT-2010 10:59:22	Bright	43.500	105	6Bet Ari	2.6450	8900.0	87	45181	No
34	GOM_NL__2PRFIN20101021_110301_000000402094_00037_45181_1112.N1	21-OCT-2010 11:03:01	Bright	40.000	53	43Bet And	2.0480	3300.0	80	45181	No
35	GOM_NL__2PRFIN20101021_110608_000000452094_00037_45181_1113.N1	21-OCT-2010 11:06:08	Bright	44.500	73	57Gam1And	2.2600	13100.	89	45181	No
36	GOM_NL__2PRFIN20101021_111013_000000372094_00037_45181_1114.N1	21-OCT-2010 11:10:13	Bright	37.000	110	37Del Cas	2.6780	8900.0	74	45181	No
37	GOM_NL__2PRFIN20101021_111206_000000442094_00037_45181_1115.N1	21-OCT-2010 11:12:06	Bright	44.000	175	39Del Per	3.0100	19400.	88	45181	No
38	GOM_NL__2PRFIN20101021_113822_000000652094_00037_45181_1116.N1	21-OCT-2010 11:38:22	Bright	65.000	166	17Eps Leo	2.9800	6000.0	130	45181	No
39	GOM_NL__2PRFIN20101021_114147_000000442094_00037_45181_1117.N1	21-OCT-2010 11:41:47	Bright	43.500	22	32Alp Leo	1.3600	15200.	87	45181	No
40	GOM_NL__2PRFIN20101021_114941_000000602094_00037_45181_1118.N1	21-OCT-2010 11:49:41	Dark	59.500	48	30Alp Hya	1.9770	4100.0	119	45181	No
41	GOM_NL__2PRFIN20101021_115925_000000592094_00037_45181_1119.N1	21-OCT-2010 11:59:25	Dark	58.500	132	15Rho Pup	2.8030	6900.0	117	45181	No
42	GOM_NL__2PRFIN20101021_120151_000000482094_00038_45182_1138.N1	21-OCT-2010 12:01:51	Dark	47.500	70	Zet Pup	2.2460	39000.	95	45182	No

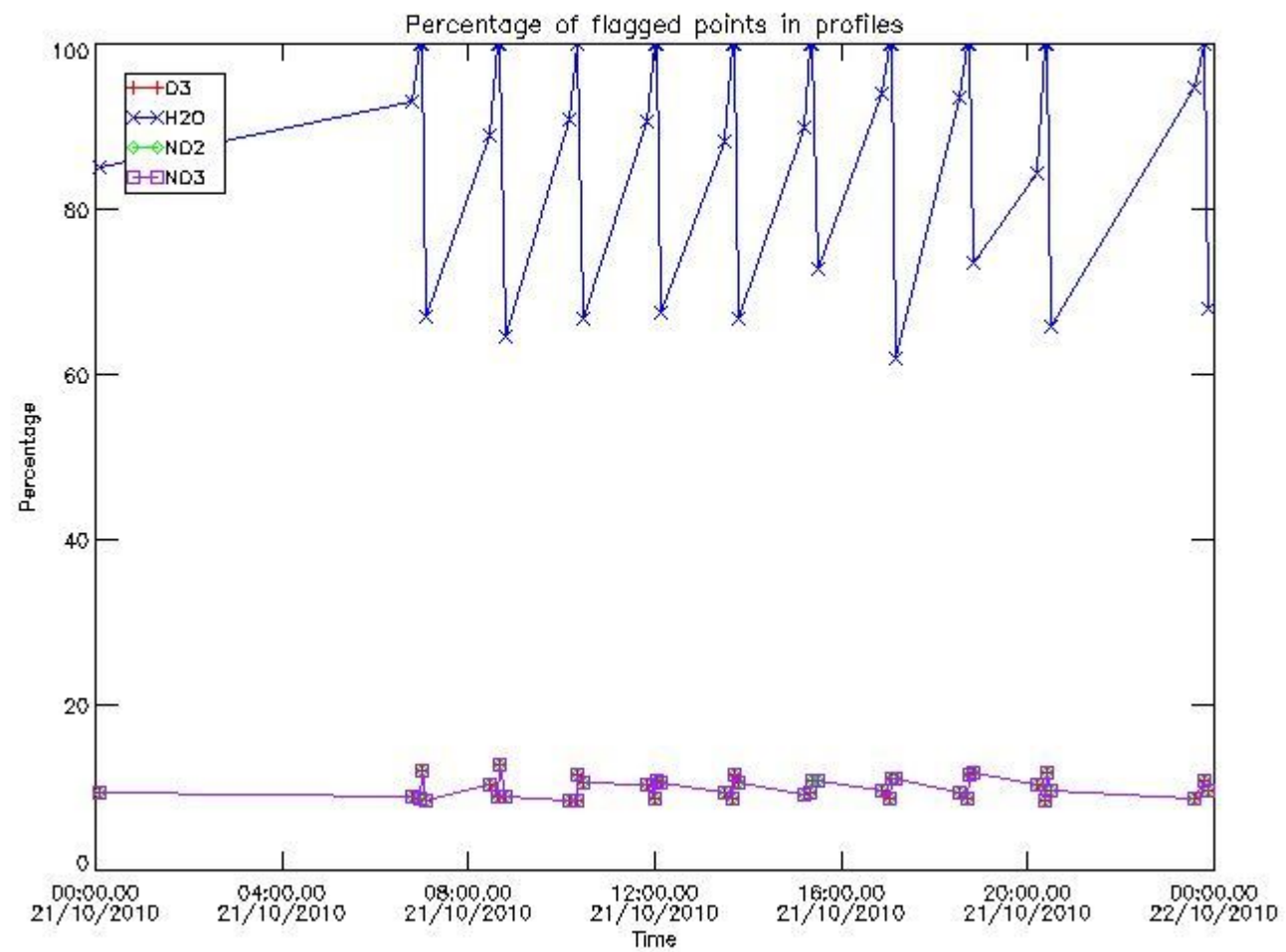
43	GOM_NL__2PRFIN20101021_120804_000000482094_00038_45182_1139.N1	21-OCT-2010 12:08:04	Dark	48.000	2	Alp Car	-0.73600	7000.0	96	45182	No
44	GOM_NL__2PRFIN20101021_121925_000000432094_00038_45182_1140.N1	21-OCT-2010 12:19:25	Straylight	42.500	157	The1Eri	2.9060	9300.0	85	45182	No
45	GOM_NL__2PRFIN20101021_123958_000000442094_00038_45182_1141.N1	21-OCT-2010 12:39:58	Bright	44.000	105	6Bet Ari	2.6450	8900.0	88	45182	No
46	GOM_NL__2PRFIN20101021_124337_000000402094_00038_45182_1142.N1	21-OCT-2010 12:43:37	Bright	39.500	53	43Bet And	2.0480	3300.0	79	45182	No
47	GOM_NL__2PRFIN20101021_124644_000000432094_00038_45182_1143.N1	21-OCT-2010 12:46:44	Bright	43.000	73	57Gam1And	2.2600	13100.	86	45182	No
48	GOM_NL__2PRFIN20101021_125049_000000382094_00038_45182_1144.N1	21-OCT-2010 12:50:49	Bright	37.500	110	37Del Cas	2.6780	8900.0	75	45182	No
49	GOM_NL__2PRFIN20101021_125241_000000472094_00038_45182_1145.N1	21-OCT-2010 12:52:41	Bright	47.000	175	39Del Per	3.0100	19400.	94	45182	No
50	GOM_NL__2PRFIN20101021_131859_000000452094_00038_45182_1146.N1	21-OCT-2010 13:18:59	Bright	44.500	166	17Eps Leo	2.9800	6000.0	89	45182	No
51	GOM_NL__2PRFIN20101021_132223_000000612094_00038_45182_1147.N1	21-OCT-2010 13:22:23	Bright	61.000	22	32Alp Leo	1.3600	15200.	122	45182	No
52	GOM_NL__2PRFIN20101021_133018_000000602094_00038_45182_1148.N1	21-OCT-2010 13:30:18	Dark	60.000	48	30Alp Hya	1.9770	4100.0	120	45182	No
53	GOM_NL__2PRFIN20101021_134003_000000602094_00038_45182_1149.N1	21-OCT-2010 13:40:03	Dark	59.500	132	15Rho Pup	2.8030	6900.0	119	45182	No
54	GOM_NL__2PRFIN20101021_134227_000000482094_00039_45183_1182.N1	21-OCT-2010 13:42:27	Dark	48.000	70	Zet Pup	2.2460	39000.	96	45183	No
55	GOM_NL__2PRFIN20101021_134841_000000492094_00039_45183_1183.N1	21-OCT-2010 13:48:41	Dark	48.500	2	Alp Car	-0.73600	7000.0	97	45183	No
56	GOM_NL__2PRFIN20101021_140001_000000442094_00039_45183_1184.N1	21-OCT-2010 14:00:01	Straylight	43.500	157	The1Eri	2.9060	9300.0	87	45183	No
57	GOM_NL__2PRFIN20101021_142033_000000442094_00039_45183_1185.N1	21-OCT-2010 14:20:33	Bright	44.000	105	6Bet Ari	2.6450	8900.0	88	45183	No
58	GOM_NL__2PRFIN20101021_142412_000000382094_00039_45183_1186.N1	21-OCT-2010 14:24:12	Bright	38.000	53	43Bet And	2.0480	3300.0	76	45183	No
59	GOM_NL__2PRFIN20101021_142719_000000452094_00039_45183_1187.N1	21-OCT-2010 14:27:19	Bright	44.500	73	57Gam1And	2.2600	13100.	89	45183	No
60	GOM_NL__2PRFIN20101021_143125_000000372094_00039_45183_1188.N1	21-OCT-2010 14:31:25	Bright	37.000	110	37Del Cas	2.6780	8900.0	74	45183	No
61	GOM_NL__2PRFIN20101021_143316_000000472094_00039_45183_1189.N1	21-OCT-2010 14:33:16	Bright	47.000	175	39Del Per	3.0100	19400.	94	45183	No
62	GOM_NL__2PRFIN20101021_145935_000000472094_00039_45183_1190.N1	21-OCT-2010 14:59:35	Bright	46.500	166	17Eps Leo	2.9800	6000.0	93	45183	No
63	GOM_NL__2PRFIN20101021_150259_000000442094_00039_45183_1191.N1	21-OCT-2010 15:02:59	Bright	43.500	22	32Alp Leo	1.3600	15200.	87	45183	No
64	GOM_NL__2PRFIN20101021_151055_000000552094_00039_45183_1192.N1	21-OCT-2010 15:10:55	Dark	55.000	48	30Alp Hya	1.9770	4100.0	110	45183	No
65	GOM_NL__2PRFIN20101021_152040_000000592094_00039_45183_1193.N1	21-OCT-2010 15:20:40	Dark	59.000	132	15Rho Pup	2.8030	6900.0	118	45183	No
66	GOM_NL__2PRFIN20101021_152304_000000482094_00040_45184_1240.N1	21-OCT-2010 15:23:04	Dark	47.500	70	Zet Pup	2.2460	39000.	95	45184	No
67	GOM_NL__2PRFIN20101021_152918_000000472094_00040_45184_1241.N1	21-OCT-2010 15:29:18	Dark	46.500	2	Alp Car	-0.73600	7000.0	93	45184	No
68	GOM_NL__2PRFIN20101021_154037_000000422094_00040_45184_1242.N1	21-OCT-2010 15:40:37	Straylight	42.000	157	The1Eri	2.9060	9300.0	84	45184	No
69	GOM_NL__2PRFIN20101021_160109_000000442094_00040_45184_1243.N1	21-OCT-2010 16:01:09	Bright	43.500	105	6Bet Ari	2.6450	8900.0	87	45184	No
70	GOM_NL__2PRFIN20101021_160448_000000402094_00040_45184_1244.N1	21-OCT-2010 16:04:48	Bright	40.000	53	43Bet And	2.0480	3300.0	80	45184	No
71	GOM_NL__2PRFIN20101021_160755_000000422094_00040_45184_1245.N1	21-OCT-2010 16:07:55	Bright	41.500	73	57Gam1And	2.2600	13100.	83	45184	No
72	GOM_NL__2PRFIN20101021_161018_000000532094_00040_45184_1246.N1	21-OCT-2010 16:10:18	Bright	53.000	79	26Bet Per	2.3100	13100.	106	45184	No
73	GOM_NL__2PRFIN20101021_161259_000000462094_00040_45184_1247.N1	21-OCT-2010 16:12:59	Bright	45.500	160	23Gam Per	2.9300	4700.0	91	45184	No
74	GOM_NL__2PRFIN20101021_164336_000000432094_00040_45184_1248.N1	21-OCT-2010 16:43:36	Bright	42.500	22	32Alp Leo	1.3600	15200.	85	45184	No
75	GOM_NL__2PRFIN20101021_165132_000000592094_00040_45184_1249.N1	21-OCT-2010 16:51:32	Dark	58.500	48	30Alp Hya	1.9770	4100.0	117	45184	No
76	GOM_NL__2PRFIN20101021_170117_000000582094_00040_45184_1250.N1	21-OCT-2010 17:01:17	Dark	58.000	132	15Rho Pup	2.8030	6900.0	116	45184	No
77	GOM_NL__2PRFIN20101021_170341_000000462094_00041_45185_1267.N1	21-OCT-2010 17:03:41	Dark	46.000	70	Zet Pup	2.2460	39000.	92	45185	No
78	GOM_NL__2PRFIN20101021_170955_000000512094_00041_45185_1268.N1	21-OCT-2010 17:09:55	Dark	50.500	2	Alp Car	-0.73600	7000.0	101	45185	No
79	GOM_NL__2PRFIN20101021_172114_000000432094_00041_45185_1269.N1	21-OCT-2010 17:21:14	Straylight	43.000	157	The1Eri	2.9060	9300.0	86	45185	No
80	GOM_NL__2PRFIN20101021_174144_000000432094_00041_45185_1270.N1	21-OCT-2010 17:41:44	Bright	43.000	105	6Bet Ari	2.6450	8900.0	86	45185	No
81	GOM_NL__2PRFIN20101021_174524_000000412094_00041_45185_1271.N1	21-OCT-2010 17:45:24	Bright	41.000	53	43Bet And	2.0480	3300.0	82	45185	No
82	GOM_NL__2PRFIN20101021_174830_000000462094_00041_45185_1272.N1	21-OCT-2010 17:48:30	Bright	45.500	73	57Gam1And	2.2600	13100.	91	45185	No
83	GOM_NL__2PRFIN20101021_175053_000000542094_00041_45185_1273.N1	21-OCT-2010 17:50:53	Bright	54.000	79	26Bet Per	2.3100	13100.	108	45185	No
84	GOM_NL__2PRFIN20101021_175334_000000462094_00041_45185_1274.N1	21-OCT-2010 17:53:34	Bright	45.500	160	23Gam Per	2.9300	4700.0	91	45185	No
85	GOM_NL__2PRFIN20101021_182412_000000412094_00041_45185_1275.N1	21-OCT-2010 18:24:12	Bright	40.500	22	32Alp Leo	1.3600	15200.	81	45185	No
86	GOM_NL__2PRFIN20101021_183208_000000552094_00041_45185_1276.N1	21-OCT-2010 18:32:08	Dark	54.500	48	30Alp Hya	1.9770	4100.0	109	45185	No
87	GOM_NL__2PRFIN20101021_184155_000000592094_00041_45185_1277.N1	21-OCT-2010 18:41:55	Dark	58.500	132	15Rho Pup	2.8030	6900.0	117	45185	No
88	GOM_NL__2PRFIN20101021_184418_000000482094_00042_45186_1310.N1	21-OCT-2010 18:44:18	Dark	48.000	70	Zet Pup	2.2460	39000.	96	45186	No
89	GOM_NL__2PRFIN20101021_185031_000000472094_00042_45186_1311.N1	21-OCT-2010 18:50:31	Dark	47.000	2	Alp Car	-0.73600	7000.0	94	45186	No
90	GOM_NL__2PRFIN20101021_190150_000000432094_00042_45186_1312.N1	21-OCT-2010 19:01:50	Straylight	42.500	157	The1Eri	2.9060	9300.0	85	45186	No
91	GOM_NL__2PRFIN20101021_192220_000000432094_00042_45186_1313.N1	21-OCT-2010 19:22:20	Bright	42.500	105	6Bet Ari	2.6450	8900.0	85	45186	No
92	GOM_NL__2PRFIN20101021_192559_000000392094_00042_45186_1314.N1	21-OCT-2010 19:25:59	Bright	38.500	53	43Bet And	2.0480	3300.0	77	45186	No
93	GOM_NL__2PRFIN20101021_192905_000000412094_00042_45186_1315.N1	21-OCT-2010 19:29:05	Bright	40.500	73	57Gam1And	2.2600	13100.	81	45186	No
94	GOM_NL__2PRFIN20101021_193128_000000522094_00042_45186_1316.N1	21-OCT-2010 19:31:28	Bright	51.500	79	26Bet Per	2.3100	13100.	103	45186	No
95	GOM_NL__2PRFIN20101021_193410_000000462094_00042_45186_1317.N1	21-OCT-2010 19:34:10	Bright	46.000	160	23Gam Per	2.9300	4700.0	92	45186	No
96	GOM_NL__2PRFIN20101021_200124_000000462094_00042_45186_1318.N1	21-OCT-2010 20:01:24	Bright	45.500	166	17Eps Leo	2.9800	6000.0	91	45186	No
97	GOM_NL__2PRFIN20101021_200448_000000452094_00042_45186_1319.N1	21-OCT-2010 20:04:48	Bright	44.500	22	32Alp Leo	1.3600	15200.	89	45186	No
98	GOM_NL__2PRFIN20101021_201245_000000552094_00042_45186_1320.N1	21-OCT-2010 20:12:45	Dark	54.500	48	30Alp Hya	1.9770	4100.0	109	45186	No
99	GOM_NL__2PRFIN20101021_202232_000000612094_00042_45186_1321.N1	21-OCT-2010 20:22:32	Dark	60.500	132	15Rho Pup	2.8030	6900.0	121	45186	No
100	GOM_NL__2PRFIN20101021_202455_000000482094_00043_45187_1335.N1	21-OCT-2010 20:24:55	Dark	47.500	70	Zet Pup	2.2460	39000.	95	45187	No
101	GOM_NL__2PRFIN20101021_203108_000000532094_00043_45187_1336.N1	21-OCT-2010 20:31:08	Dark	52.500	2	Alp Car	-0.73600	7000.0	105	45187	No

102	GOM_NL__2PRFIN20101021_233359_000000582094_00044_45188_1346.N1	21-OCT-2010 23:33:59	Dark	58.000	48	30Alp Hya	1.9770	4100.0	116	45188	No
103	GOM_NL__2PRFIN20101021_234609_000000472094_00045_45189_1355.N1	21-OCT-2010 23:46:09	Dark	46.500	70	Zet Pup	2.2460	39000.	93	45189	No
104	GOM_NL__2PRFIN20101021_235221_000000542094_00045_45189_1356.N1	21-OCT-2010 23:52:21	Dark	53.500	2	Alp Car	-0.73600	7000.0	107	45189	No

3. Quality information per product

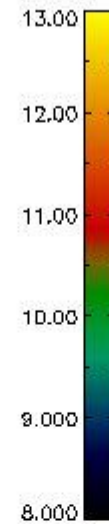
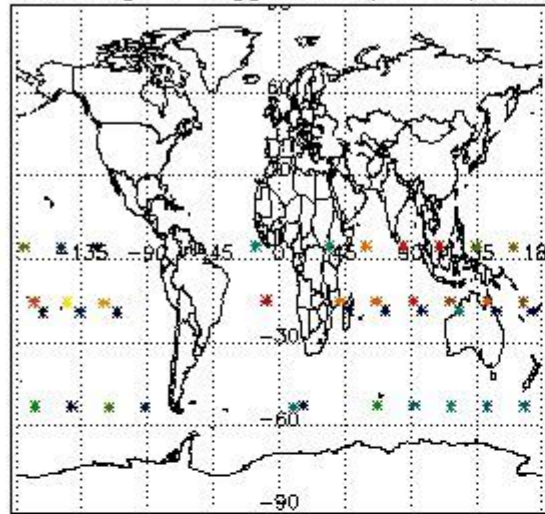
In this section it is plotted some information contained in the Quality Summary data set of the level 2 products. Only products in dark limb conditions and without errors (error flag in the MPH set to "0") are used.

3.1 Plot quality information per product (time dependant)

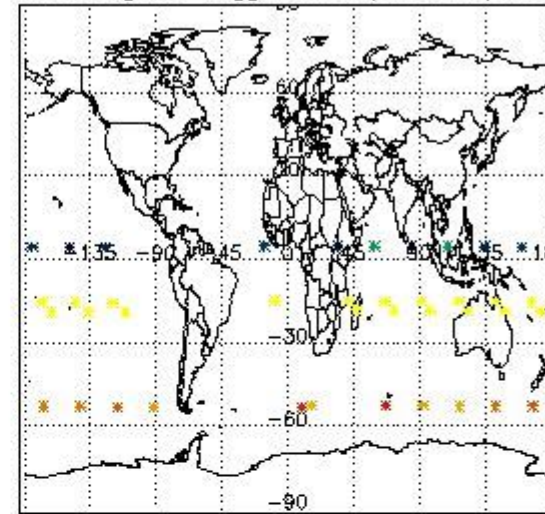


3.2 Plot quality information per product (world map)


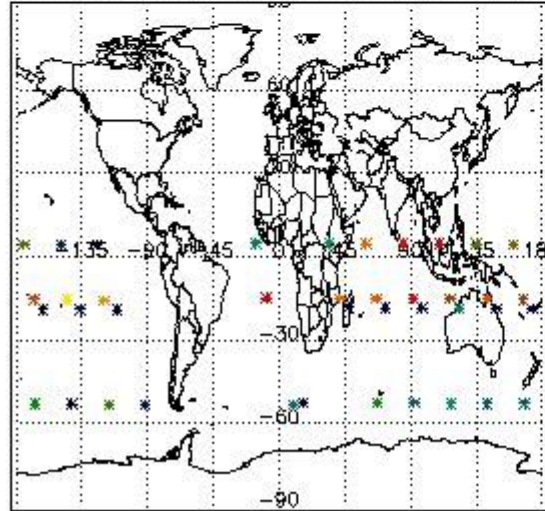
Percentage of flagged data per O3 profile



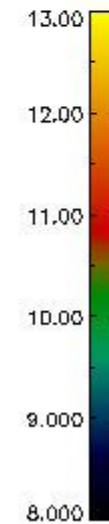
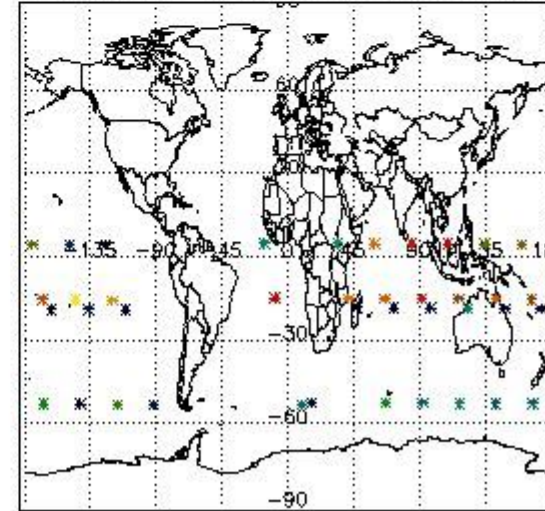
Percentage of flagged data per H2O profile



Percentage of flagged data per NO2 profile



Percentage of flagged data per NO3 profile

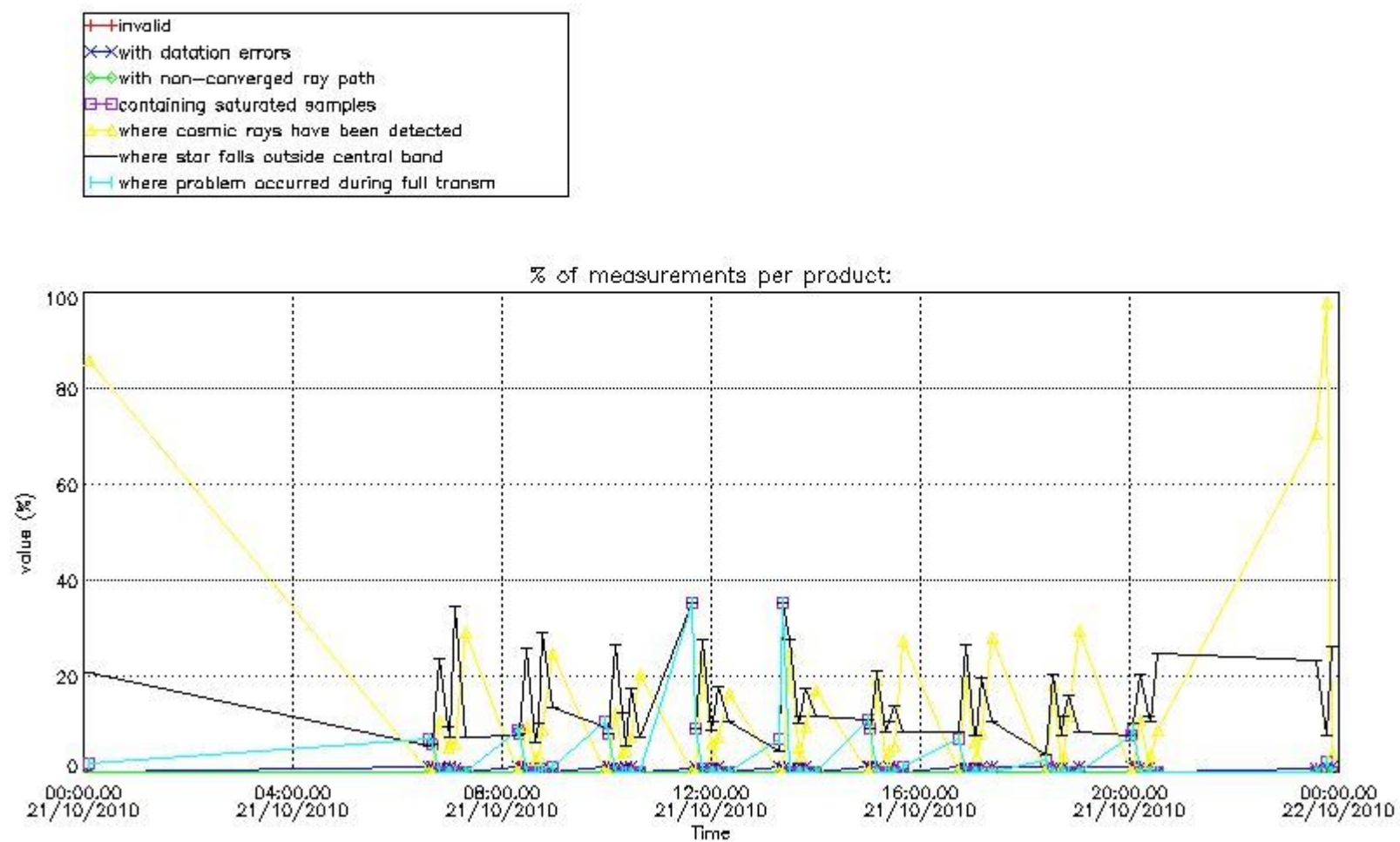


4. Level 1 quality information per product

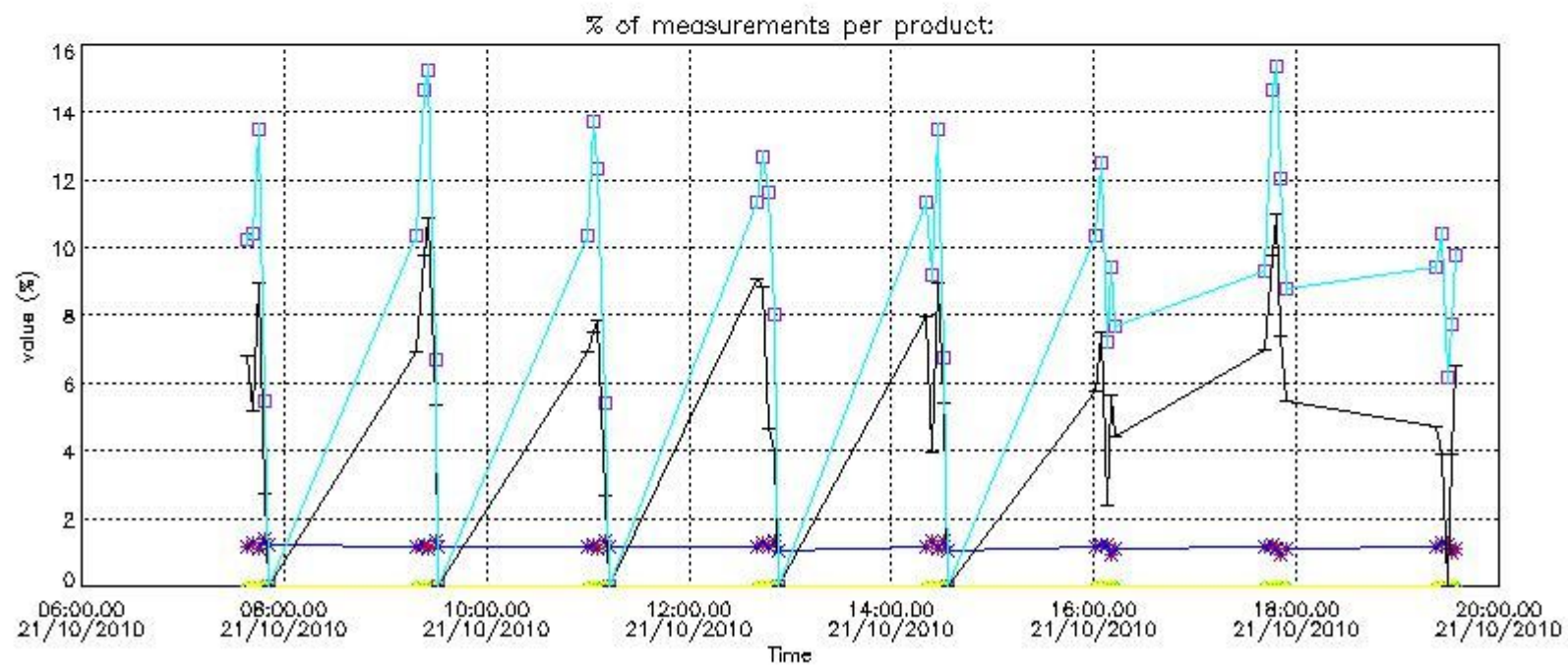
In this section it is plotted some information contained in the Quality Summary data set of the level 2 products that comes from the level 1b processing. Products without errors (error flag in the MPH set to "0") are used.

4.1 Plot quality information per product (time dependant) coming from level 1b processing

4.1.1 Plot level 1 quality information per product (time dependant): ENVISAT ASCENDING passes

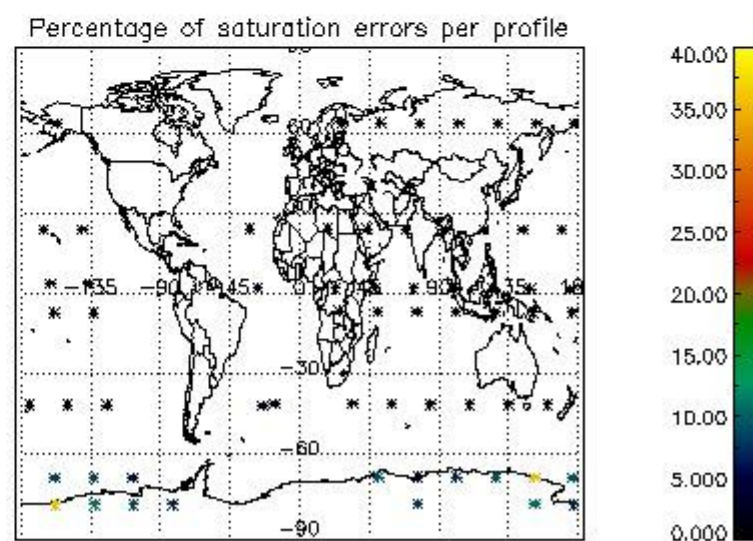
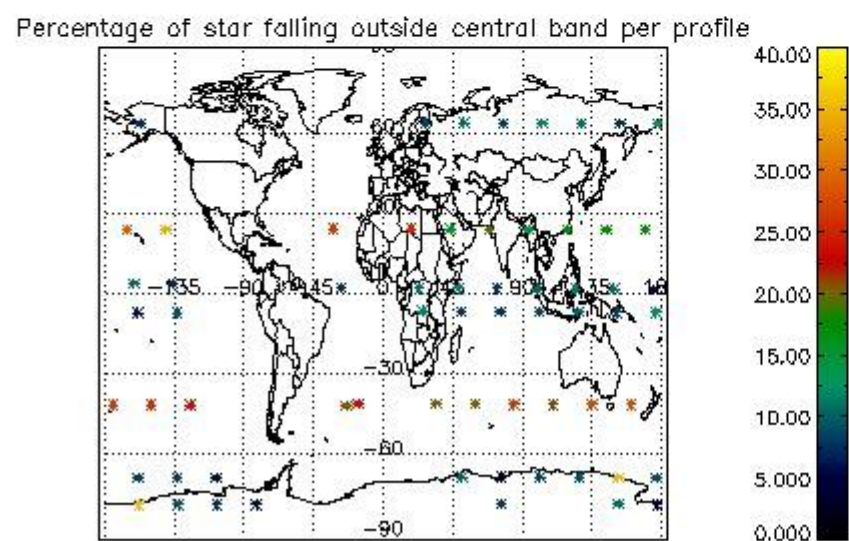
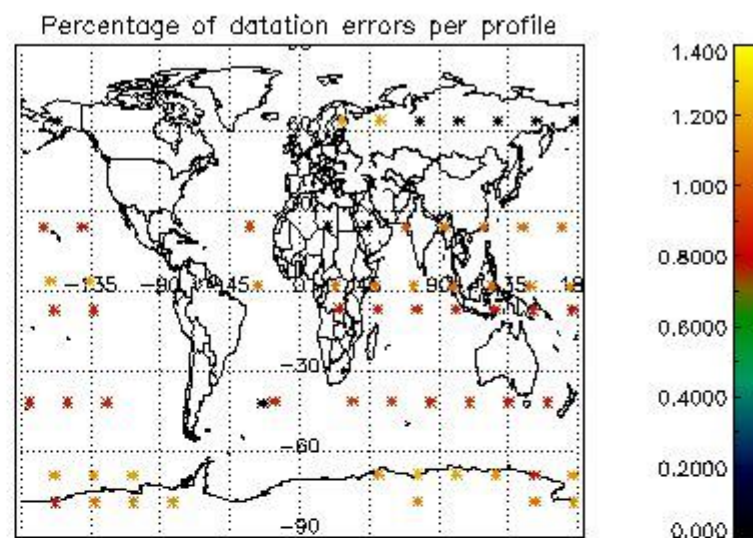
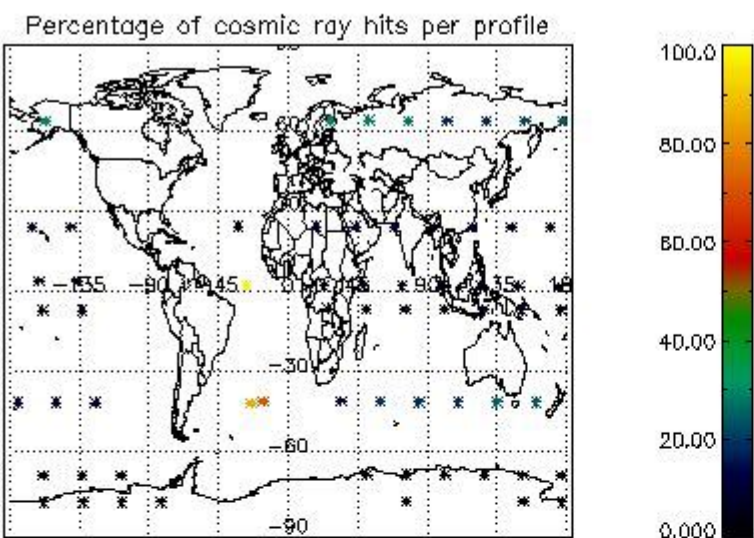


4.1.2 Plot level 1 quality information per product (time dependant): ENVI SAT DESCENDING passes



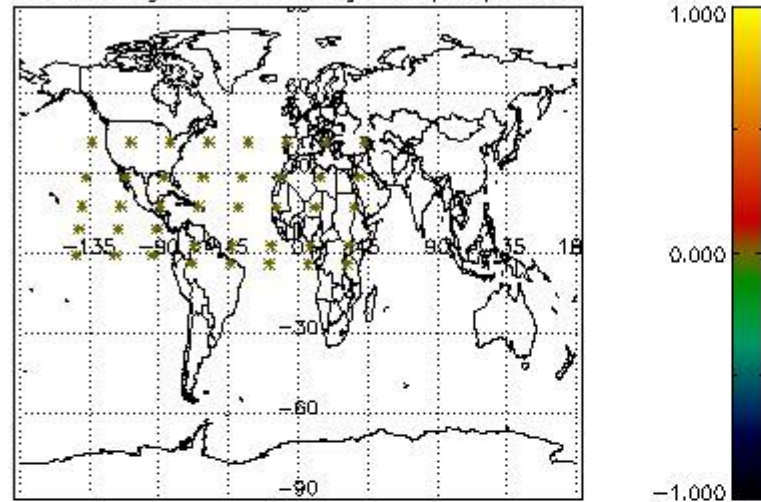
4.2 Plot quality information per product coming from level 1b processing (world map)

4.2.1 Plot level 1 quality information per product (world map): ENVISAT ASCENDING passes

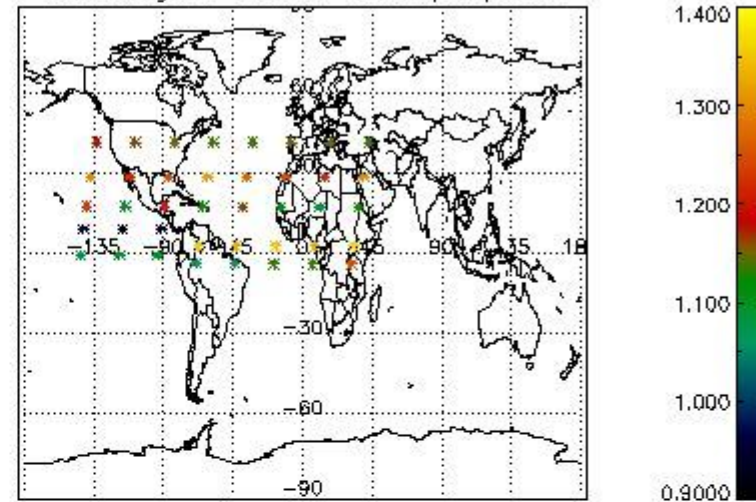


4.2.2 Plot level 1 quality information per product (world map): ENVISAT DESCENDING passes

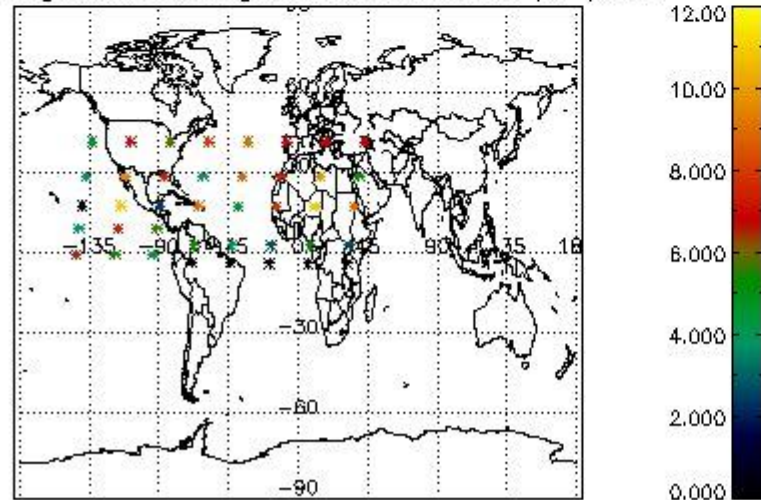
Percentage of cosmic ray hits per profile



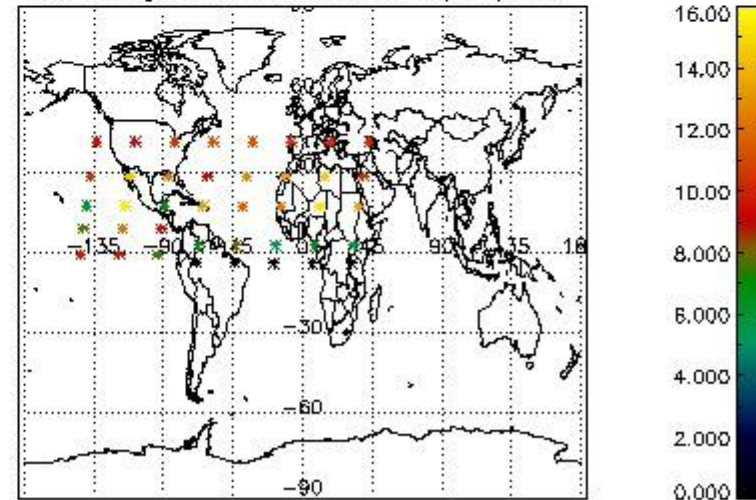
Percentage of datation errors per profile



Percentage of star falling outside central band per profile



Percentage of saturation errors per profile



5. Trace gas profiles

5.1 Ozone statistics based on quality of products

The final quality of the products can be "measured" using the STD (Standard Deviation) attached to every point profile. This information is written to the parameter GOM_NL__2P/NL_LOCAL_SPECIES_DENSITY/o3_std of the level 2 products. The table below shows the statistics for given STD ranges.

The statistics are given with respect to the overall valid production:

- Products without fatal errors: GOM_NL__2P/MPH/PRODUCT_ERR=0
- Valid point profile: GOM_NL__2P/NL_LOCAL_SPECIES_DENSITY/pcd(0)=0

The 'Criteria' is applied to valid points of dark limb products:

- Products in dark limb illumination condition: GOM_NL__2P/NL_SUMMARY_QUALITY/obs_ill_cond=0
- Products without fatal errors: GOM_NL__2P/MPH/PRODUCT_ERR=0
- Valid point profile: GOM_NL__2P/NL_LOCAL_SPECIES_DENSITY/pcd(0)=0

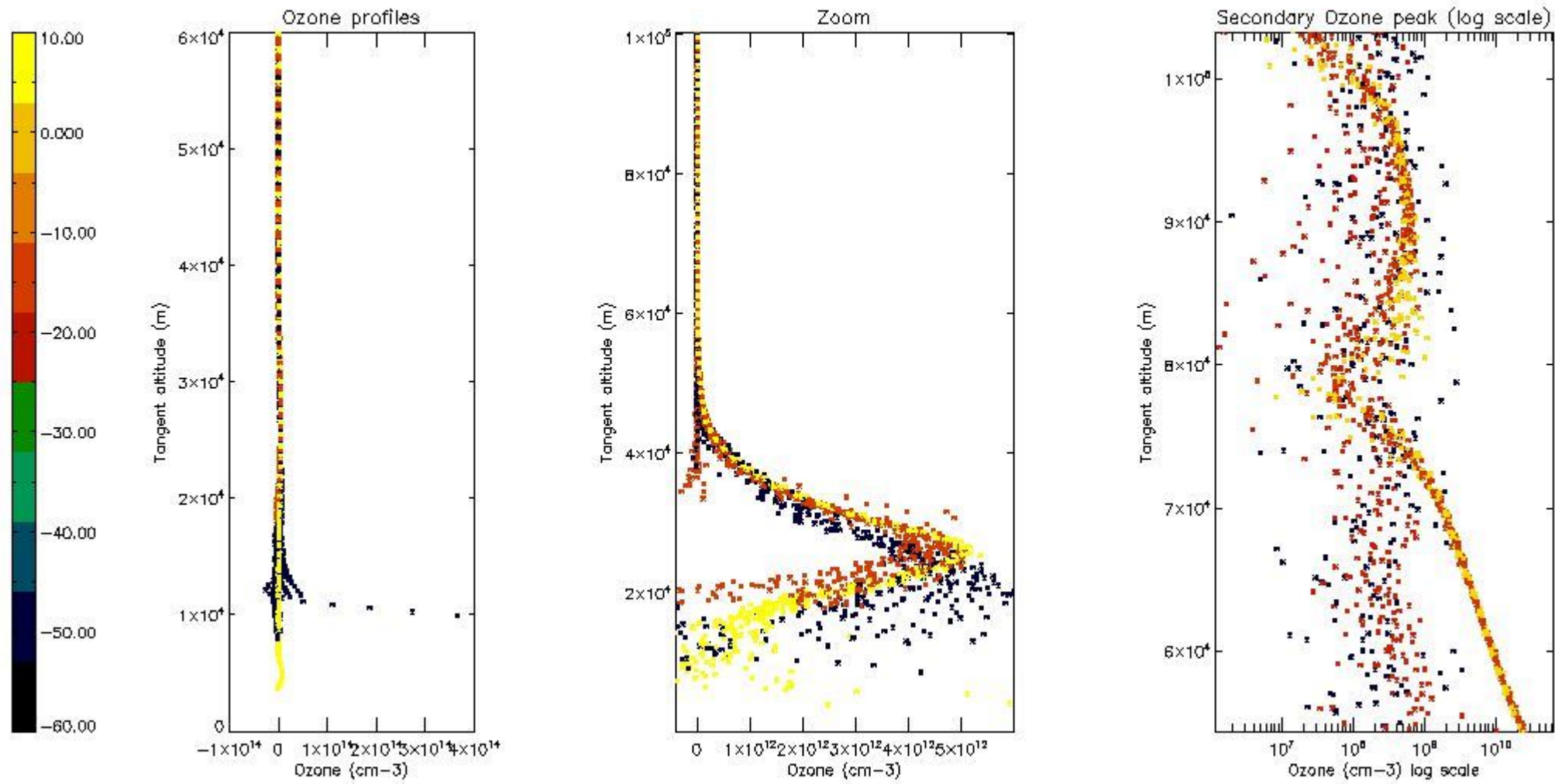
So, the table below shows the percentage of dark limb and valid observations for each criteria with respect to the overall valid daily observations.

Criteria	% of total production
All STD	45
STD < 20	22

STD < 10	18
STD < 5	11

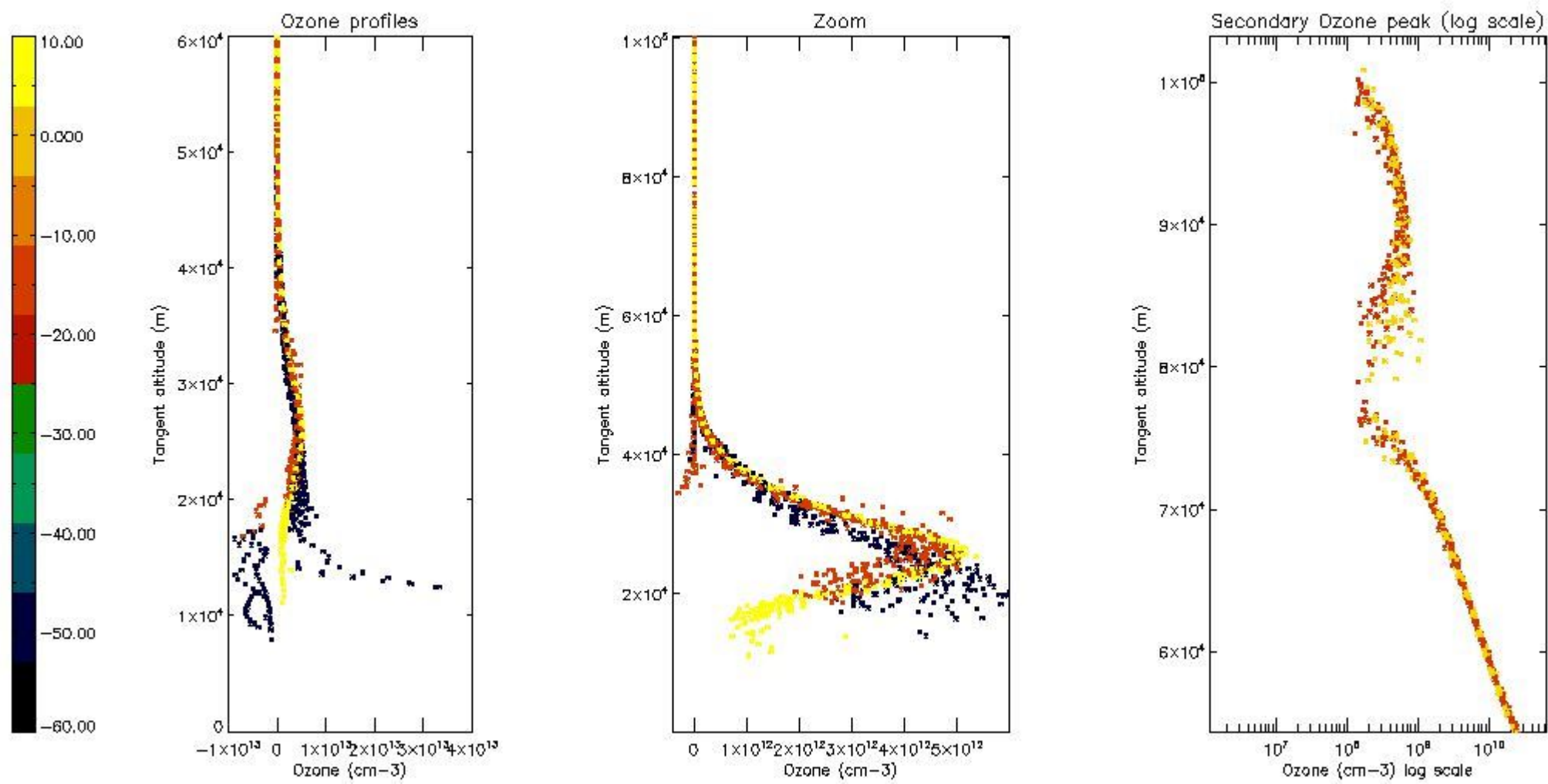
5.2 Plot ozone profiles for all STD (dark without errors)

The colorbar represents the latitude.



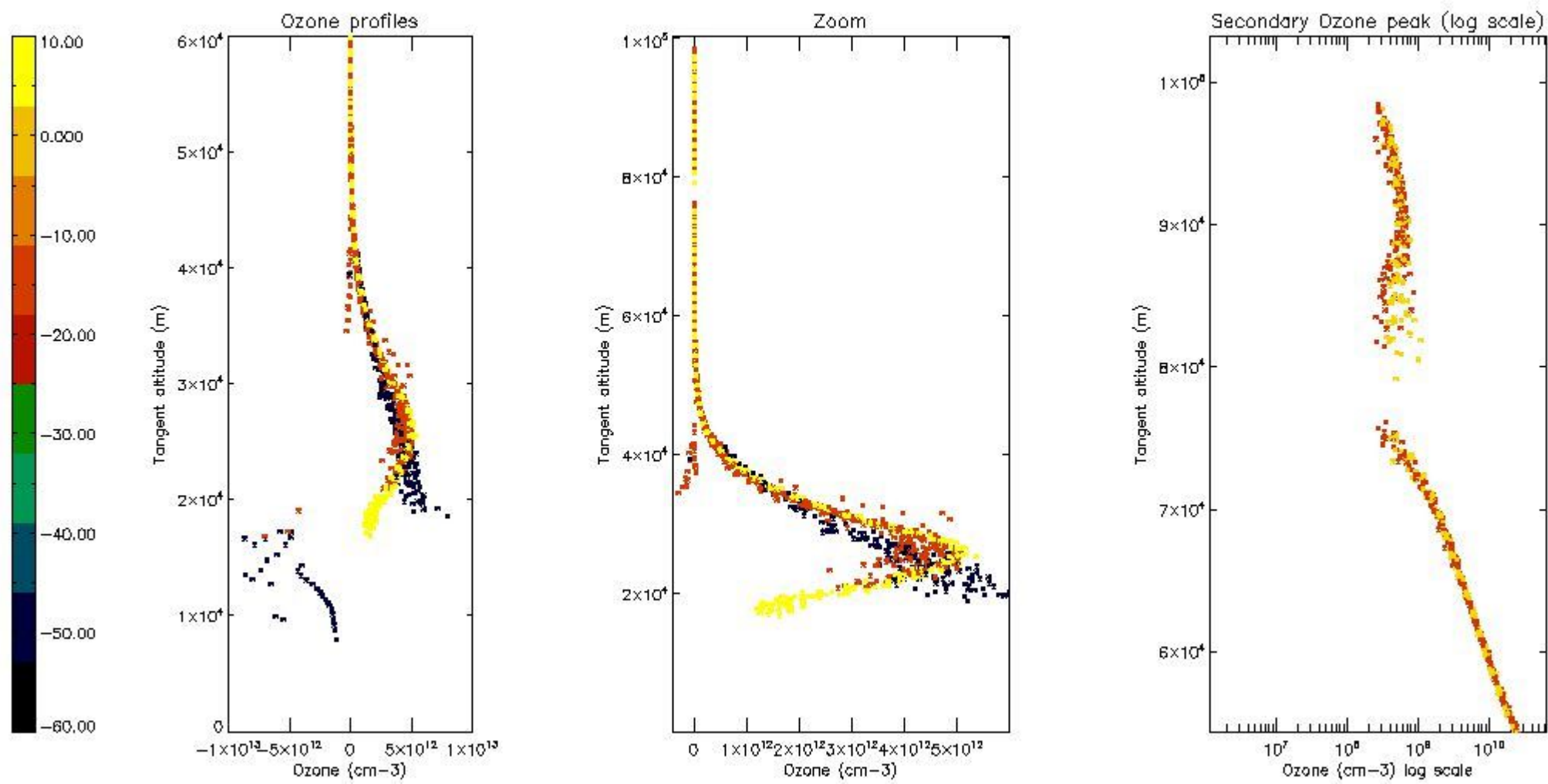
5.3 Plot ozone profiles where STD < 20% (dark without errors)

The colorbar represents the latitude.



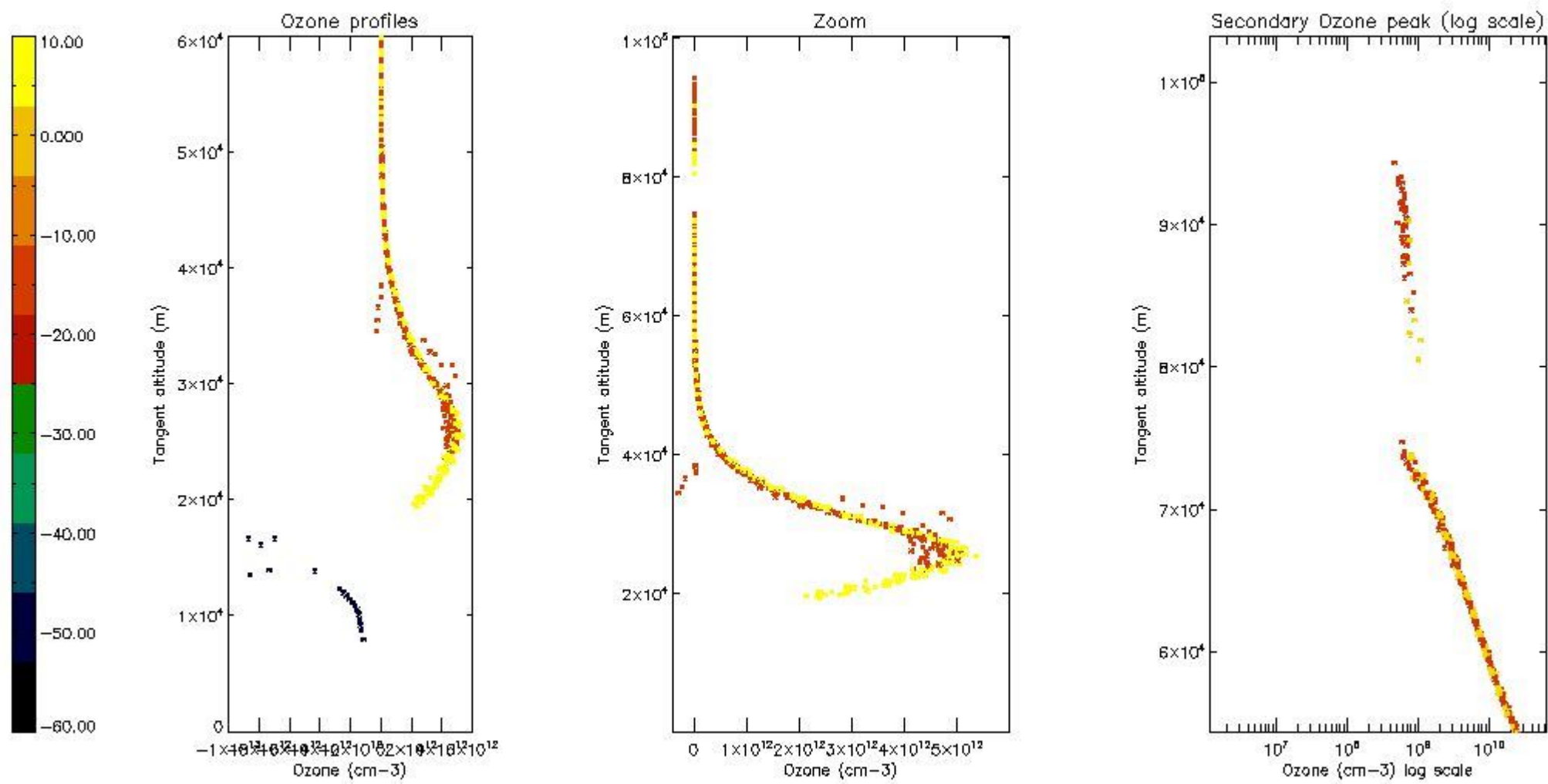
5.4 Plot ozone profiles where $STD < 10\%$ (dark without errors)

The colorbar represents the latitude.



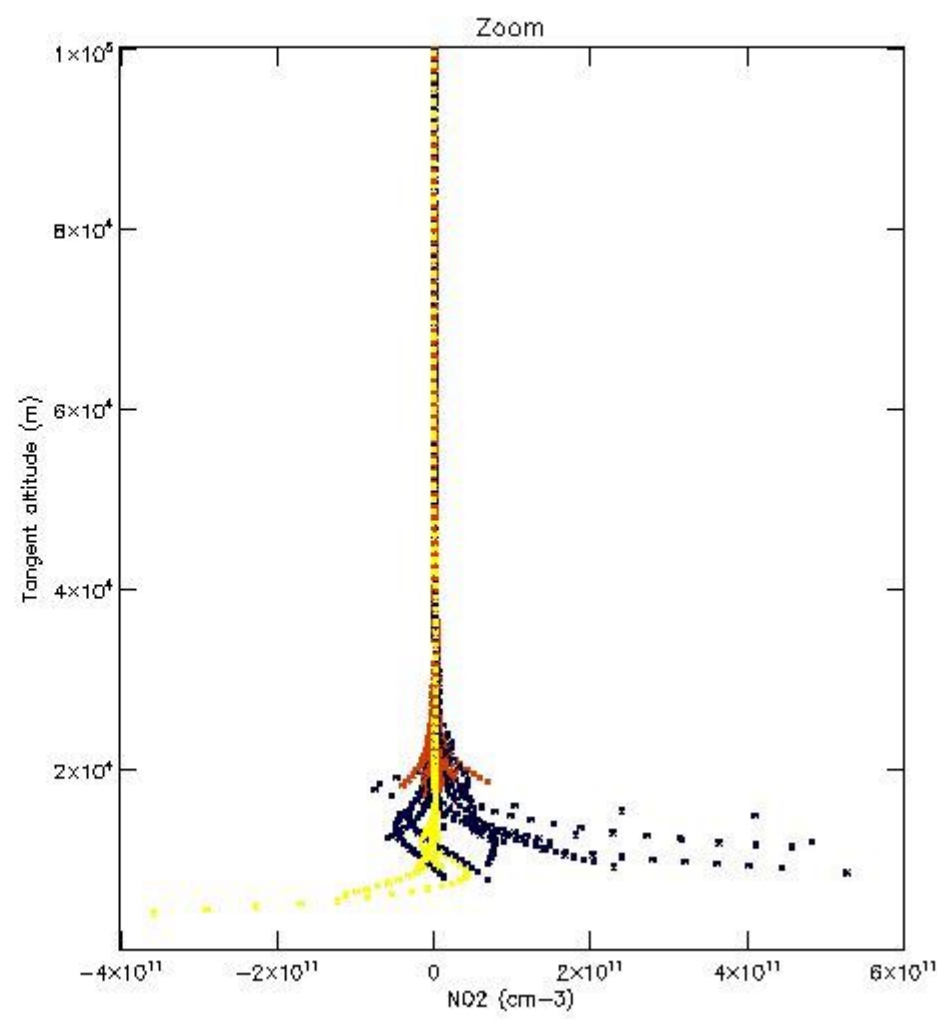
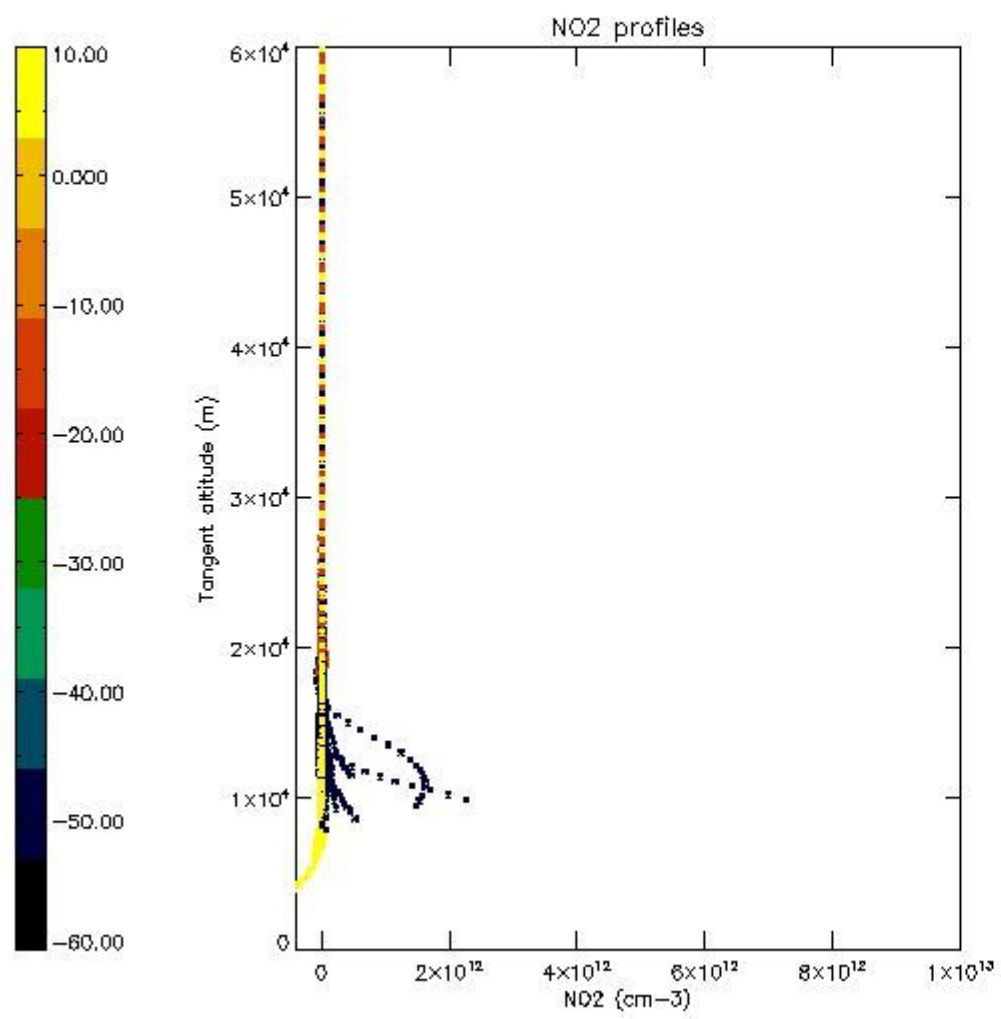
5.5 Plot ozone profiles where STD < 5% (dark without errors)

The colorbar represents the latitude.



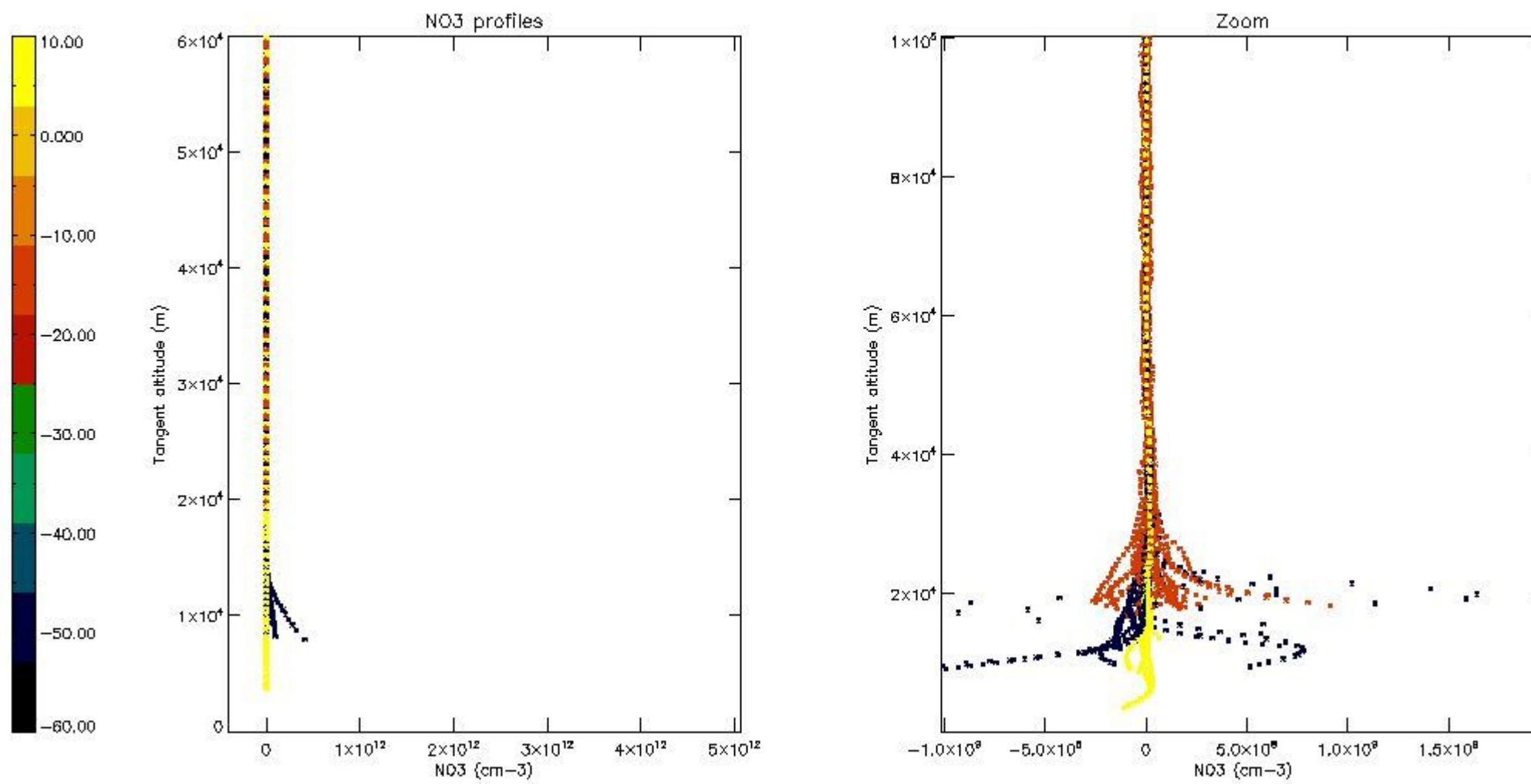
5.6 Plot NO₂ profiles for all STD (dark without errors)

The colorbar represents the latitude.



5.7 Plot NO3 profiles for all STD (dark without errors)

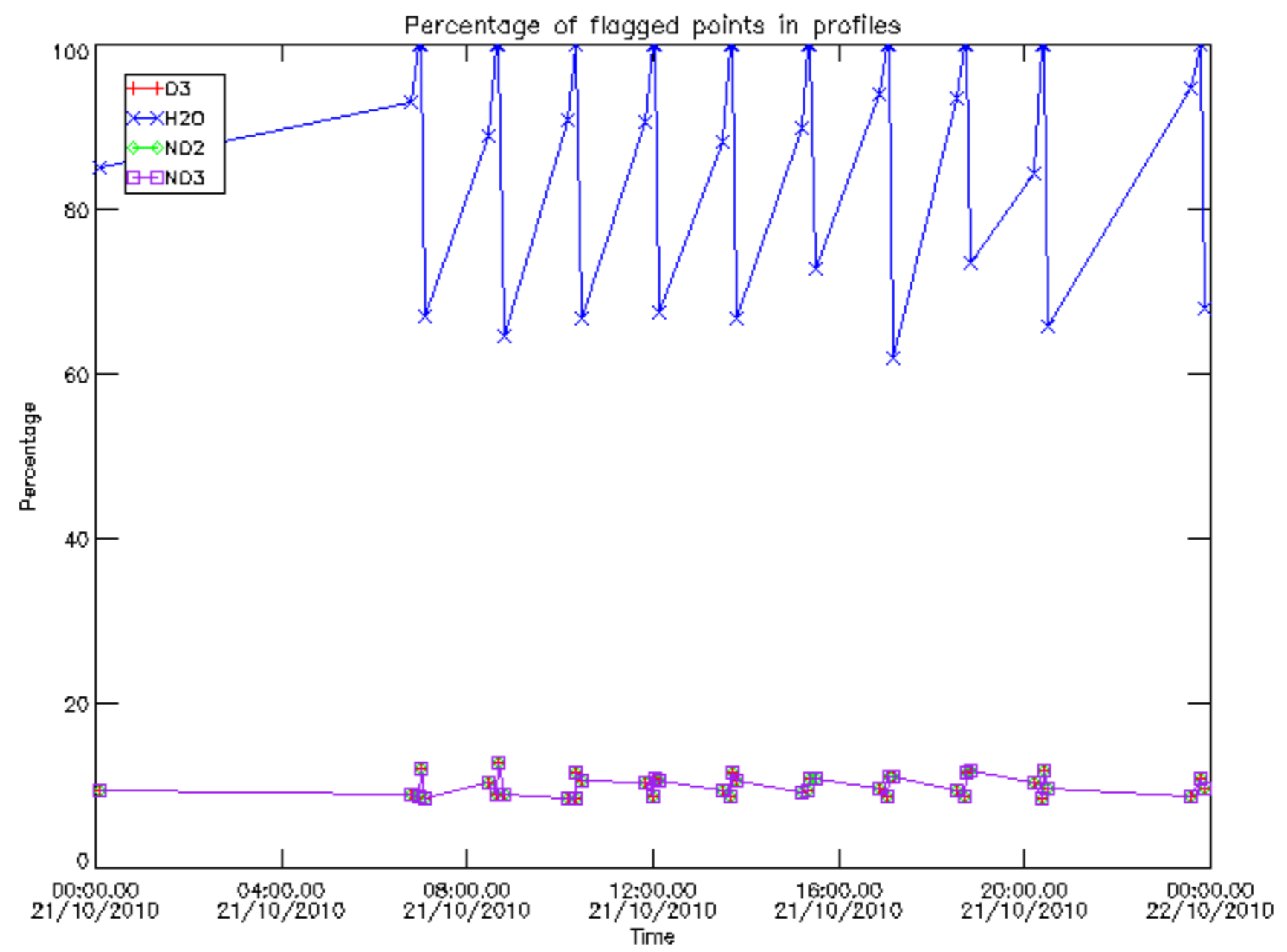
The colorbar represents the latitude.



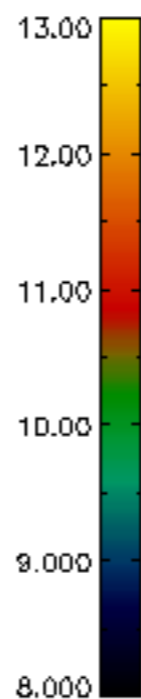
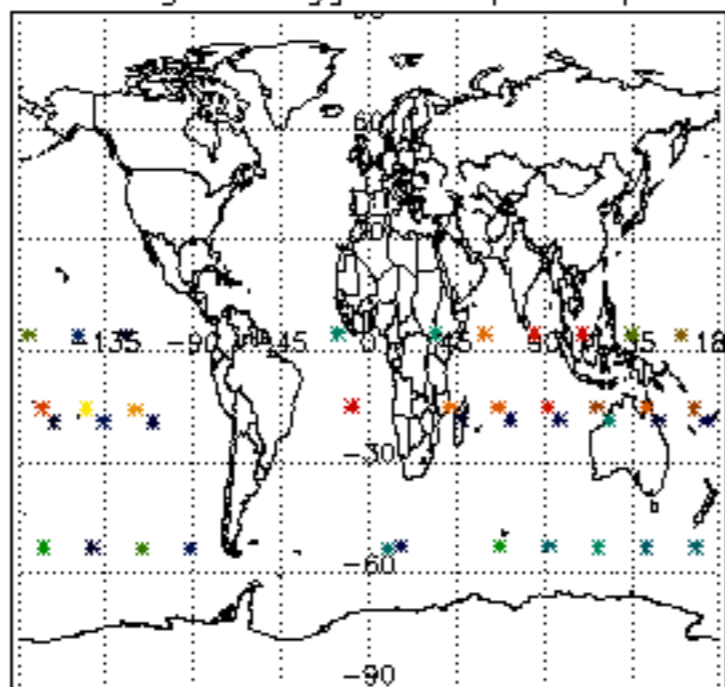
6. Auxiliary Data Files used for the production reported in section 2

The number reported in the third column indicates since which file (see list in section 2) the corresponding auxiliary file has been used. The fourth column is the date of those product files.

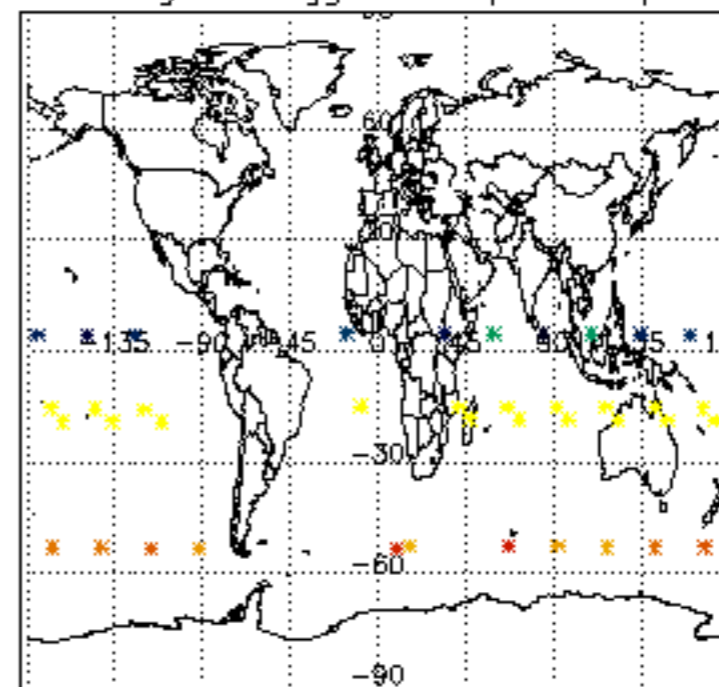
Type	Auxiliary Filename	Used since product	Used since product date
INST_PHYS_CHARACTERISTICS	GOM_INS_AXVIEC20091111_143220_20030716_120000_20500101_000000	1	21-OCT-2010 00:05:24
LEVEL-2_PROC_CONFIG	GOM_PR2_AXVIEC20091111_152718_20020301_000000_20500101_000000	1	21-OCT-2010 00:05:24
CROSS_SECTIONS_FILE	GOM_CRS_AXVIEC20091111_154832_20020301_000000_20500101_000000	1	21-OCT-2010 00:05:24



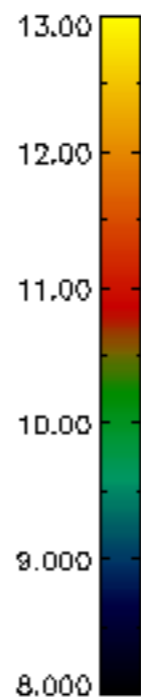
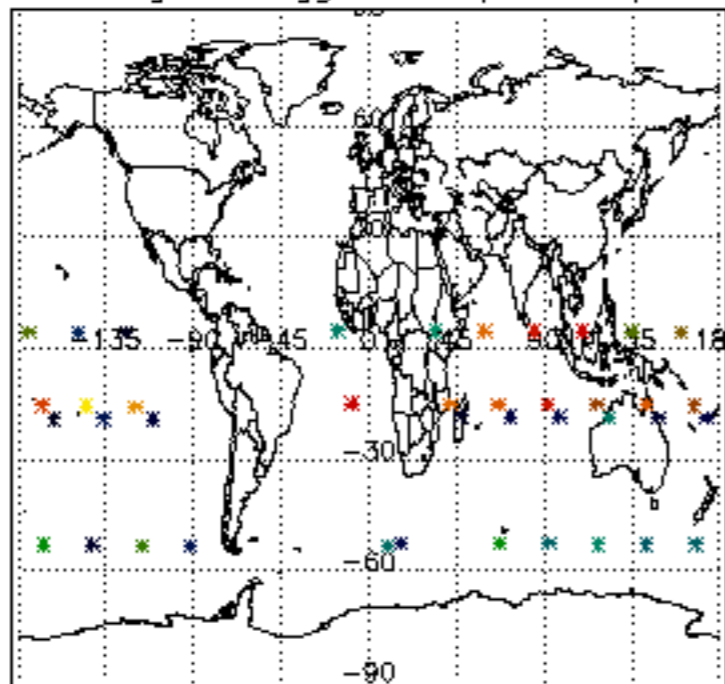
Percentage of flagged data per D3 profile



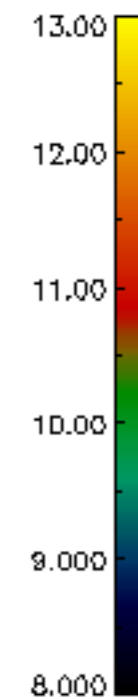
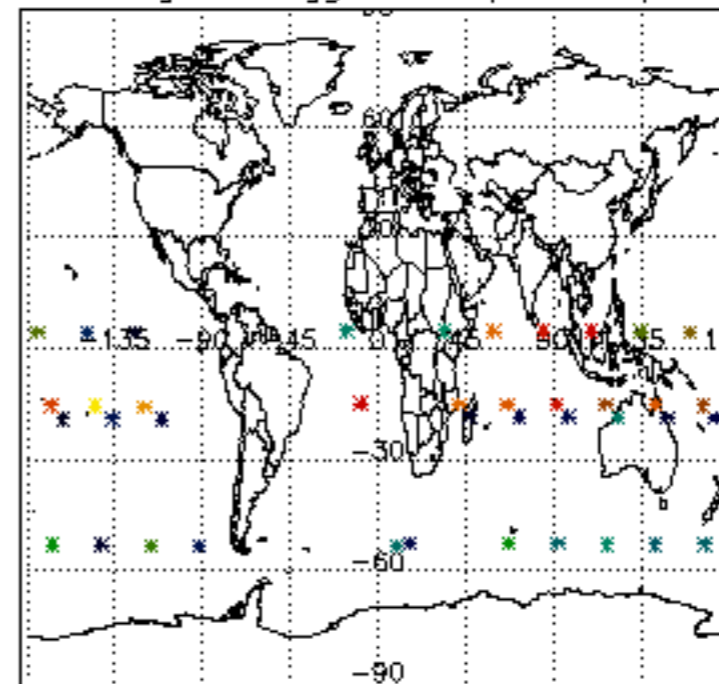
Percentage of flagged data per H2O profile

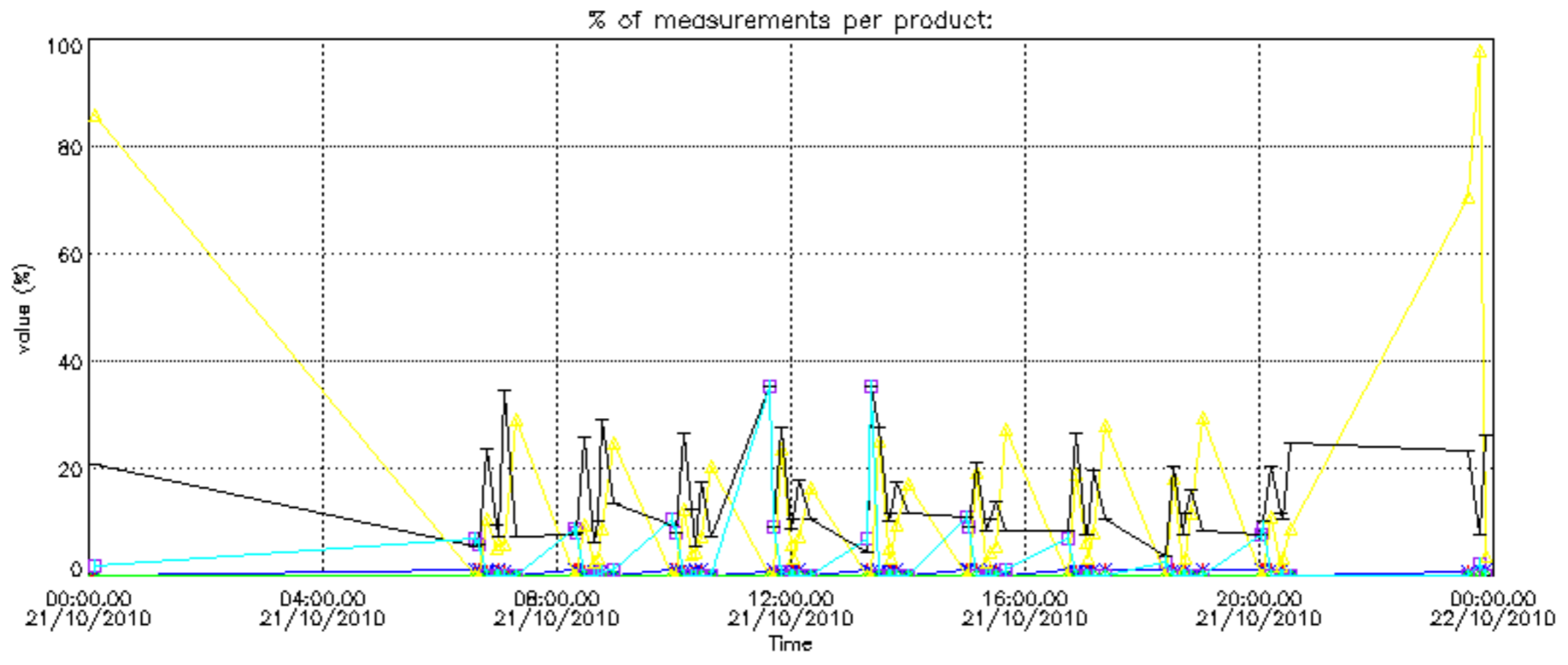


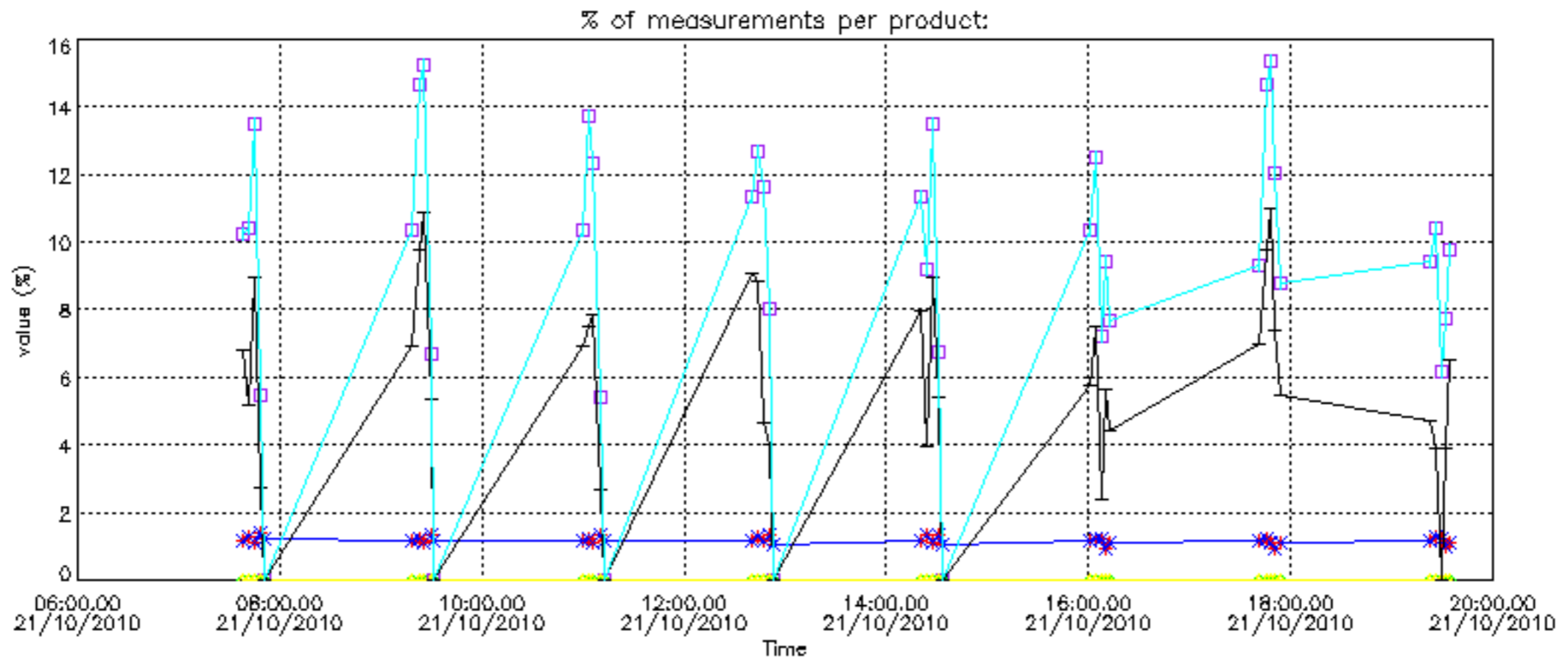
Percentage of flagged data per NO2 profile



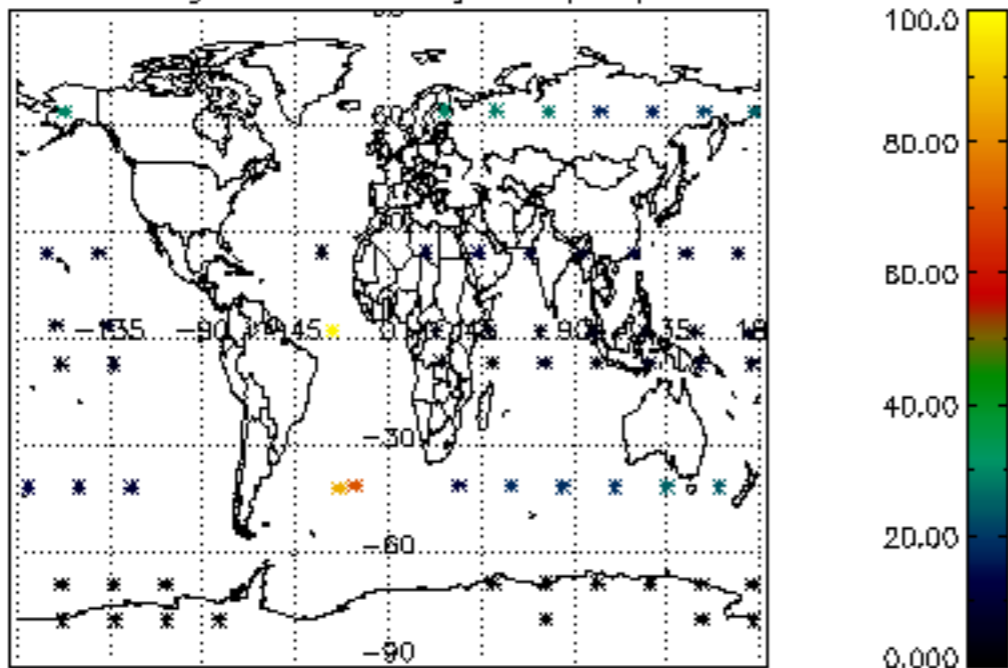
Percentage of flagged data per NO3 profile



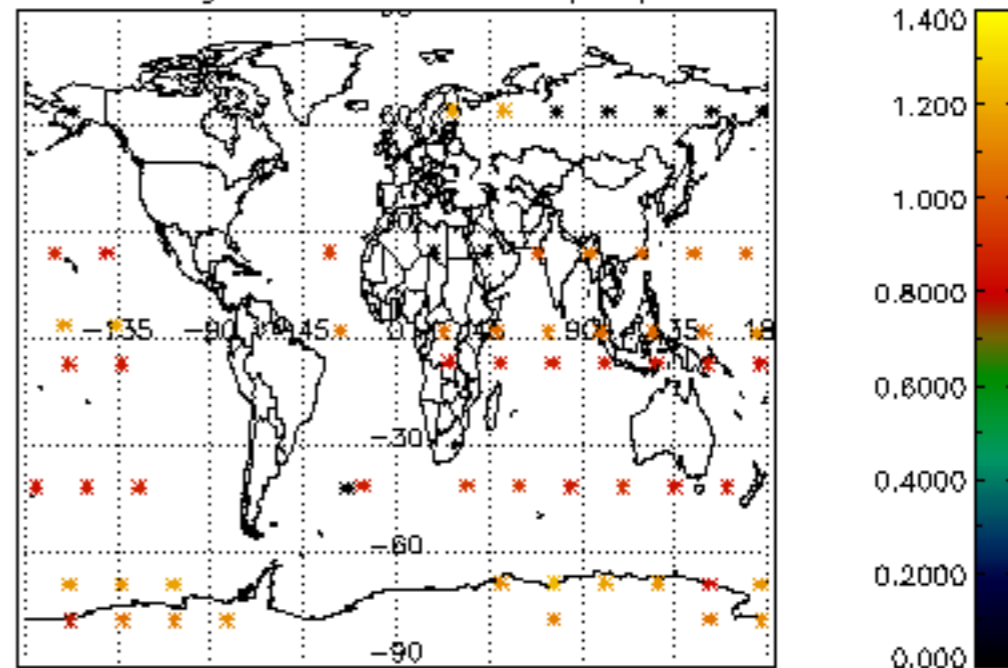




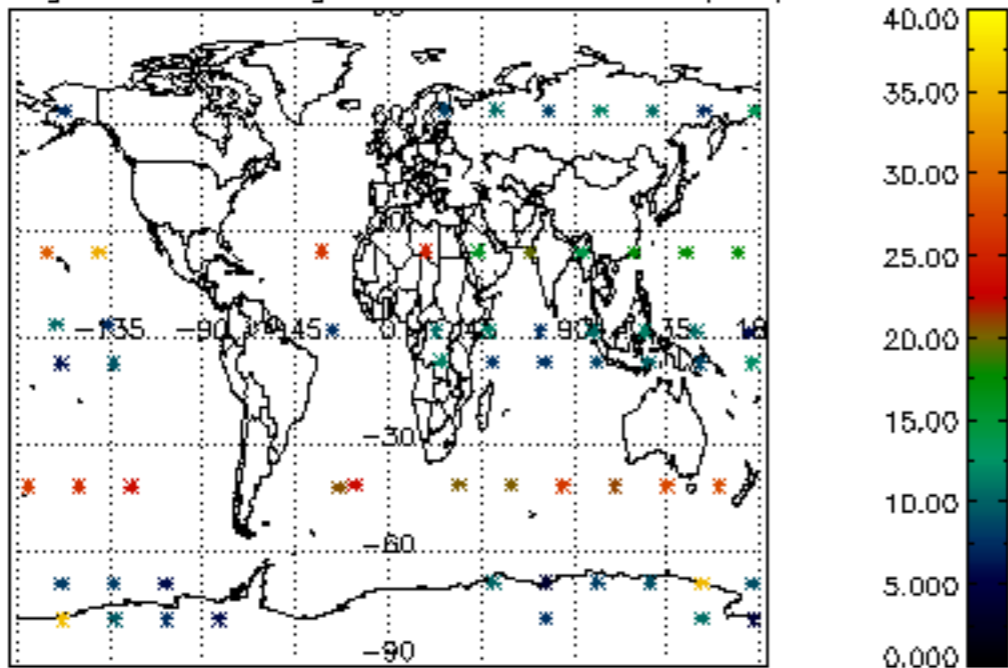
Percentage of cosmic ray hits per profile



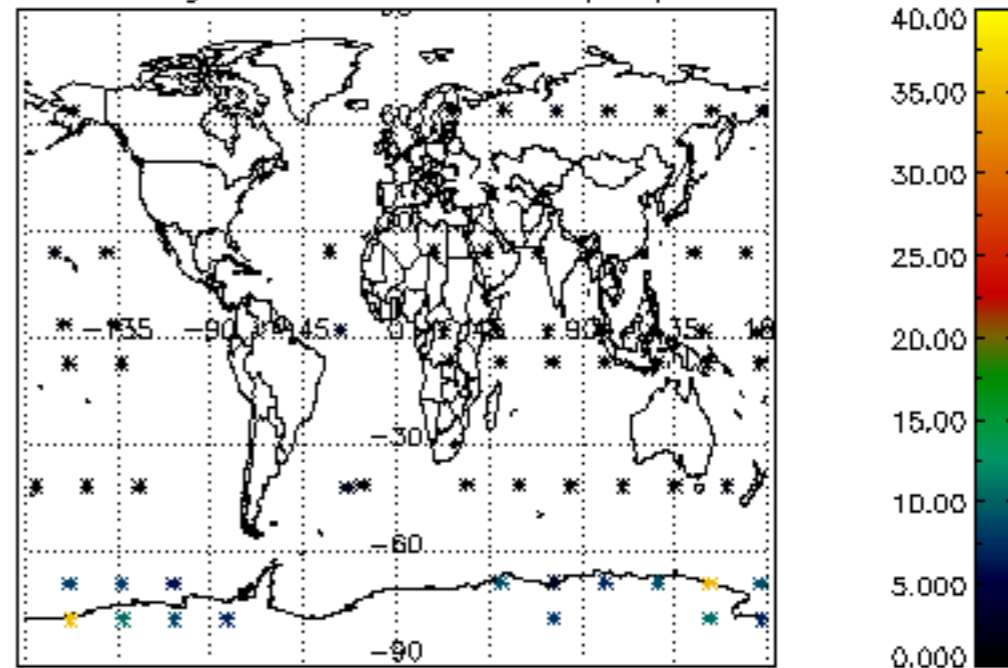
Percentage of datation errors per profile



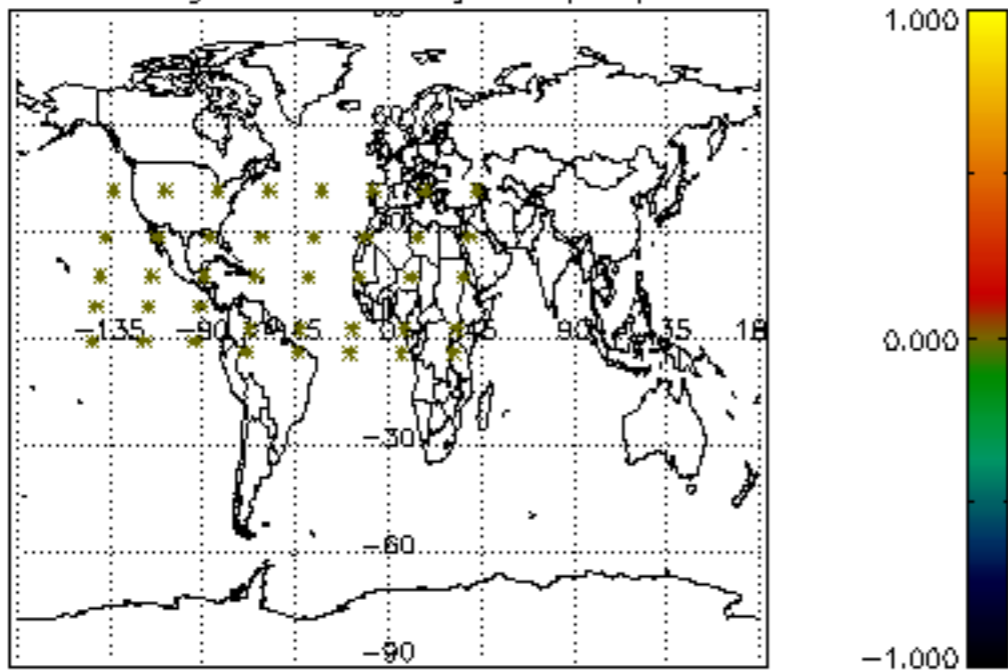
Percentage of star falling outside central band per profile



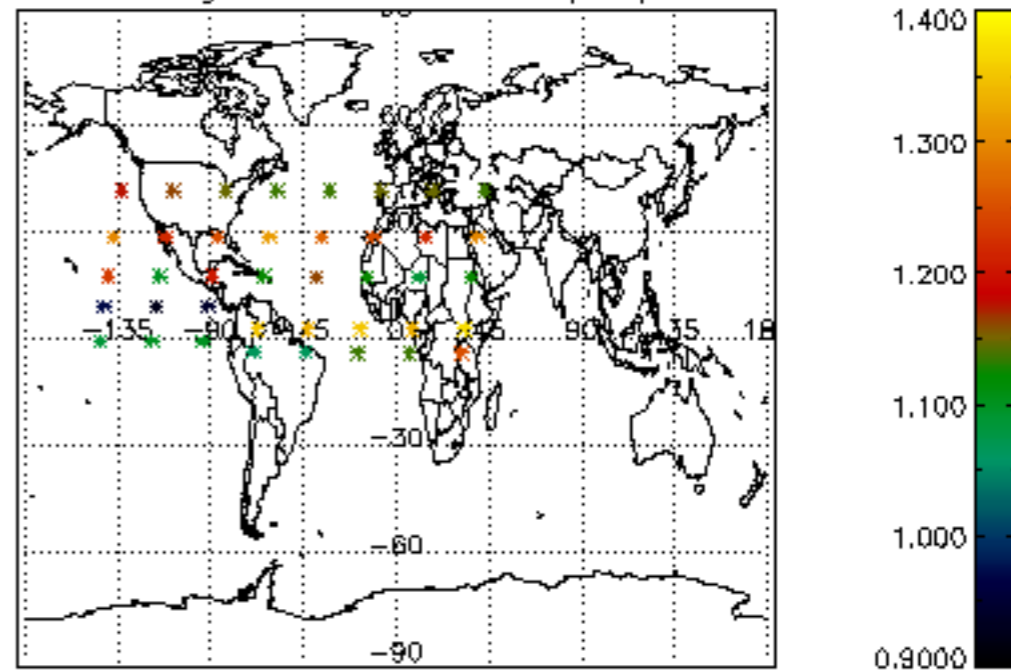
Percentage of saturation errors per profile



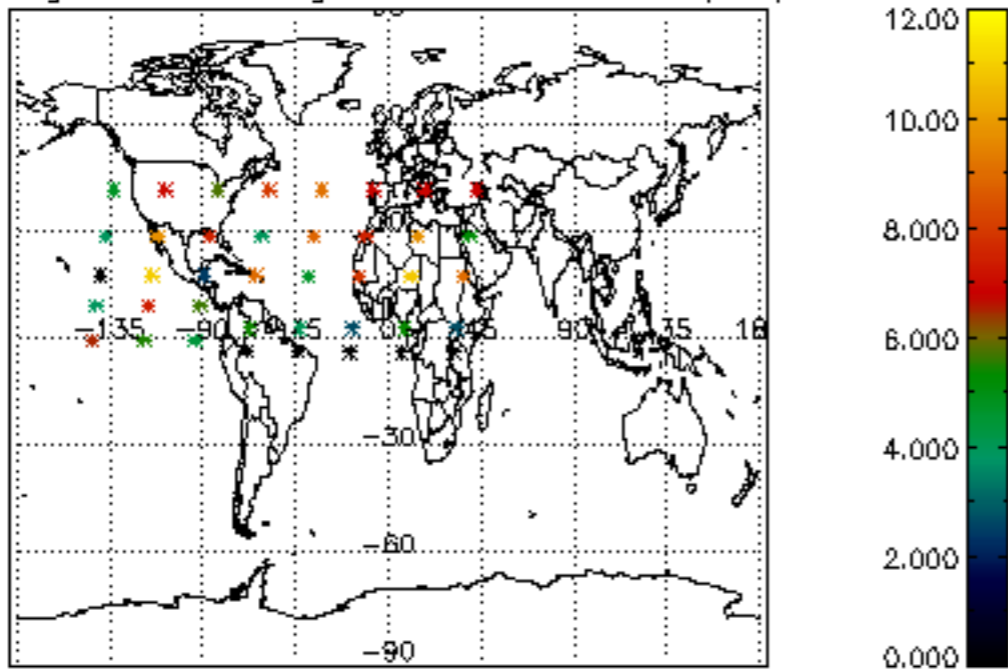
Percentage of cosmic ray hits per profile



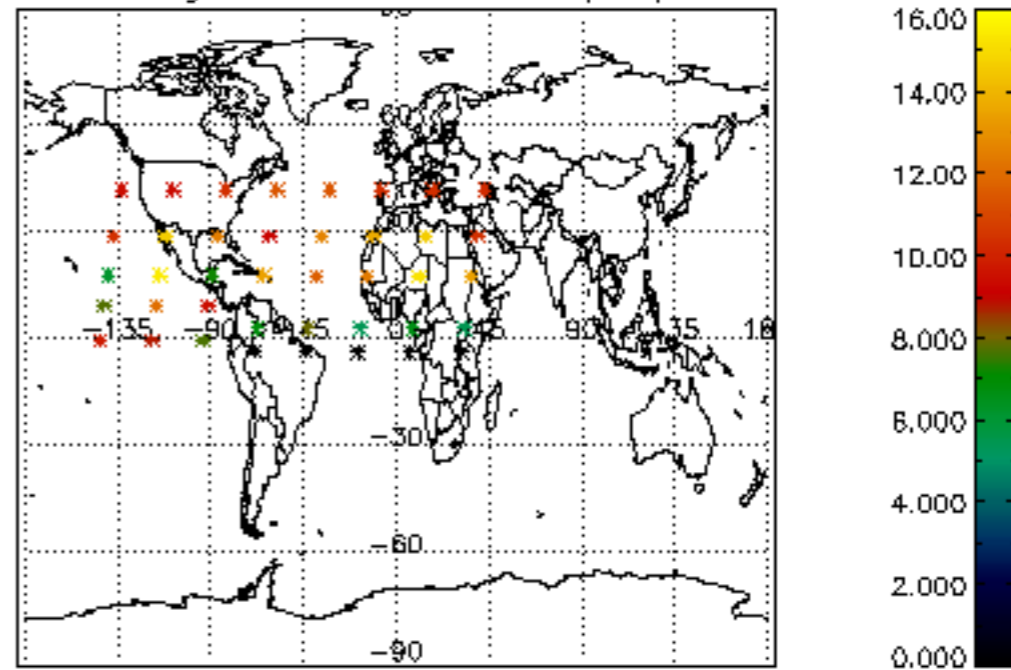
Percentage of datation errors per profile

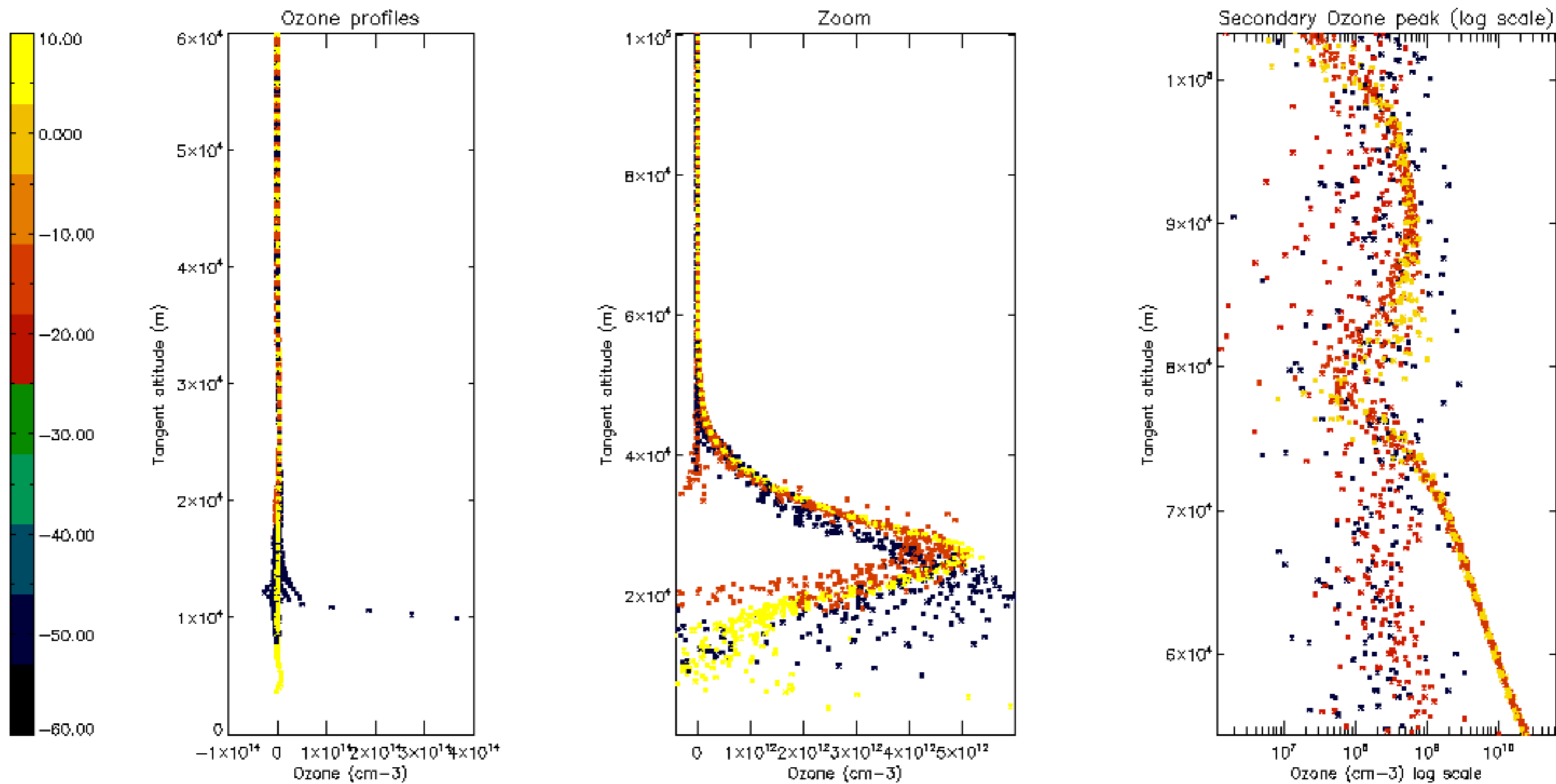


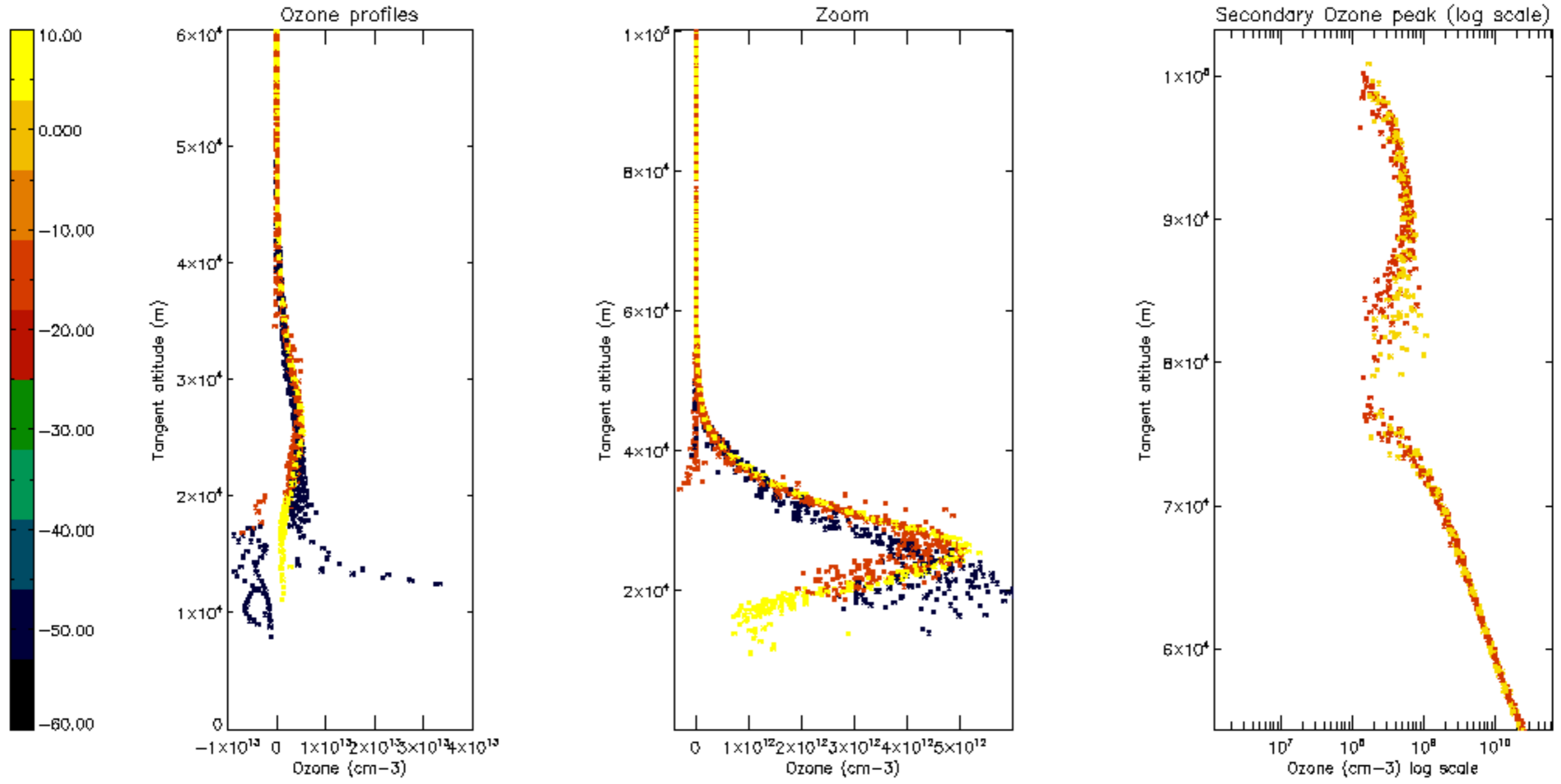
Percentage of star falling outside central band per profile

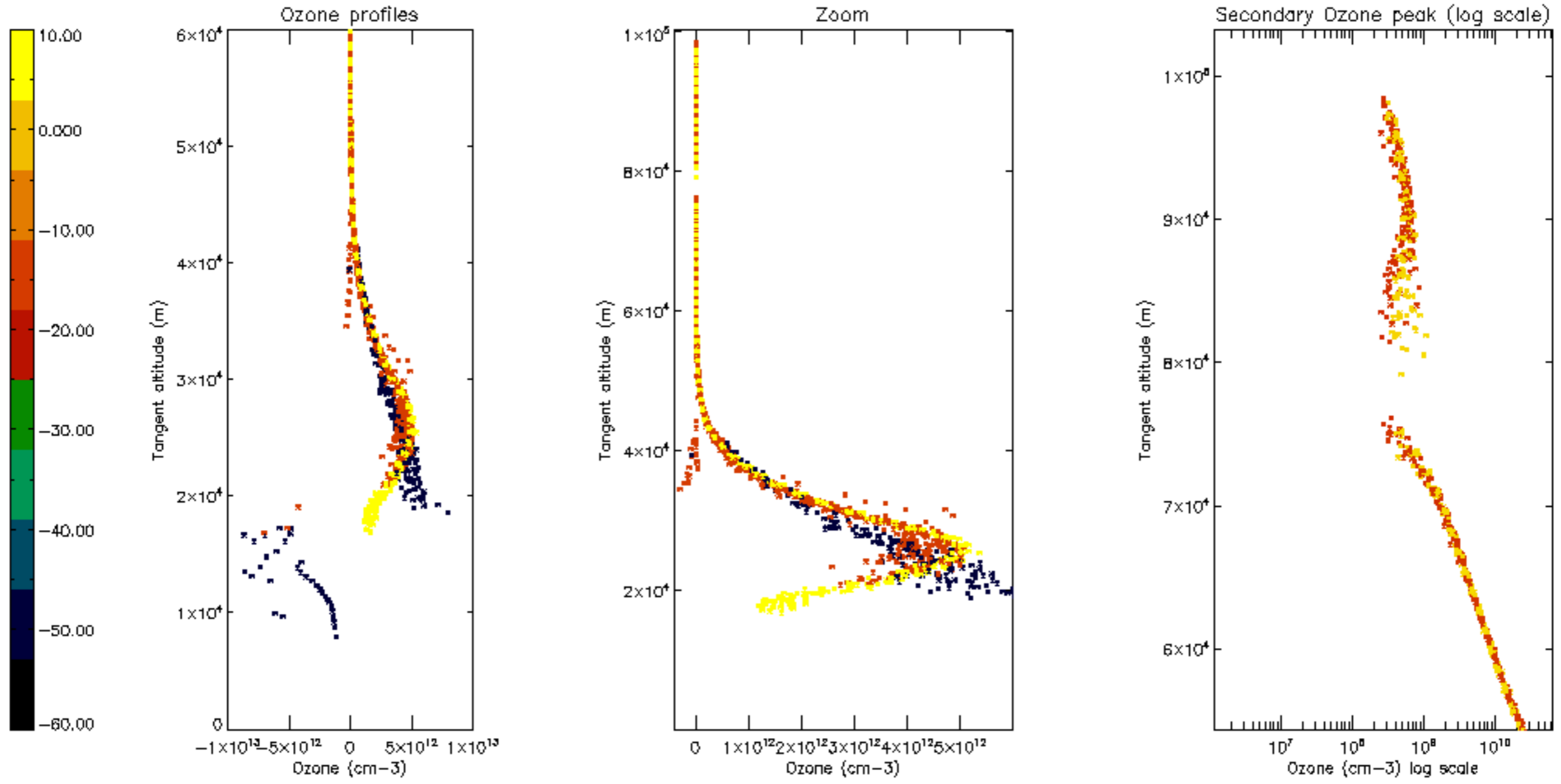


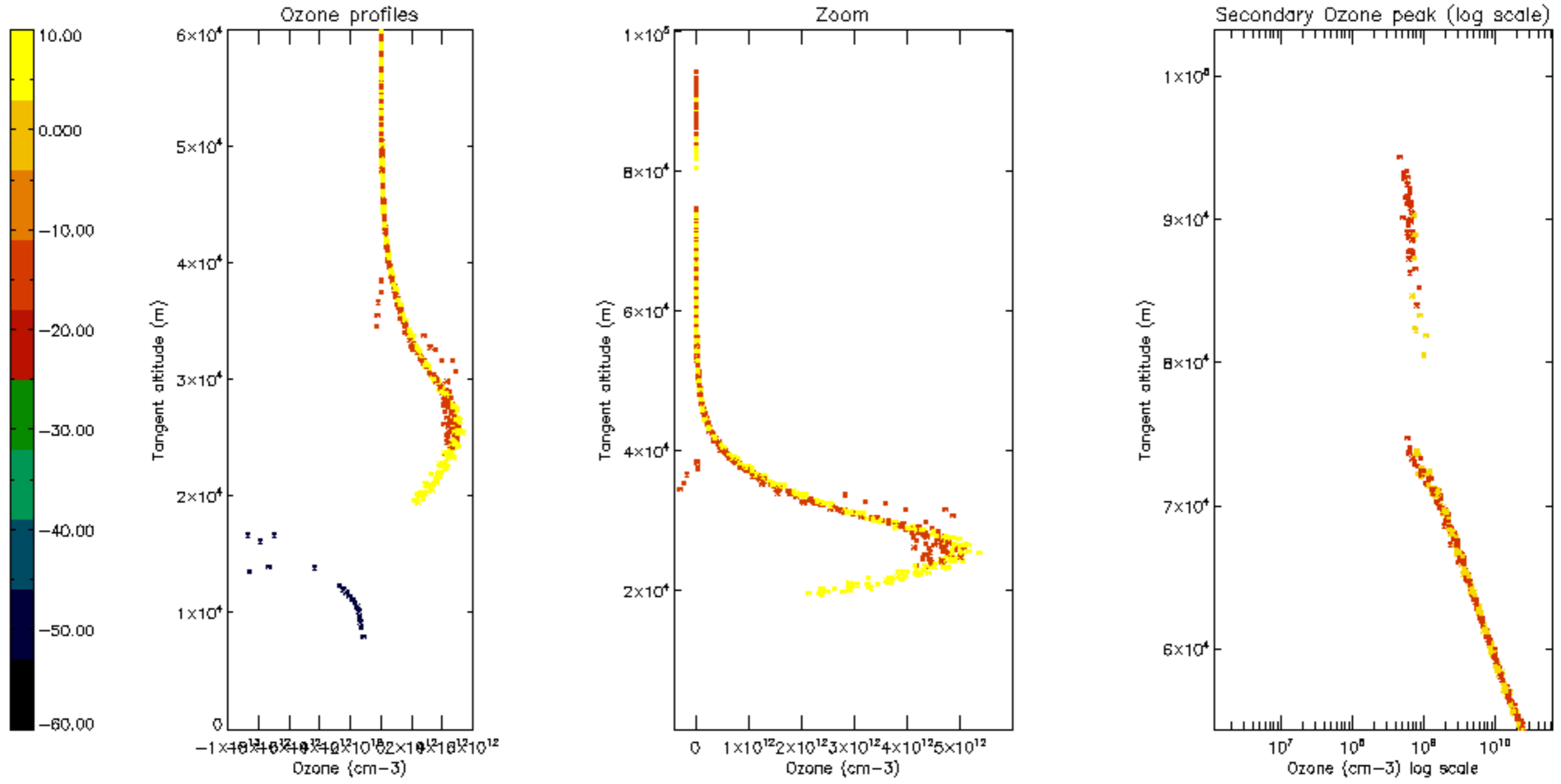
Percentage of saturation errors per profile

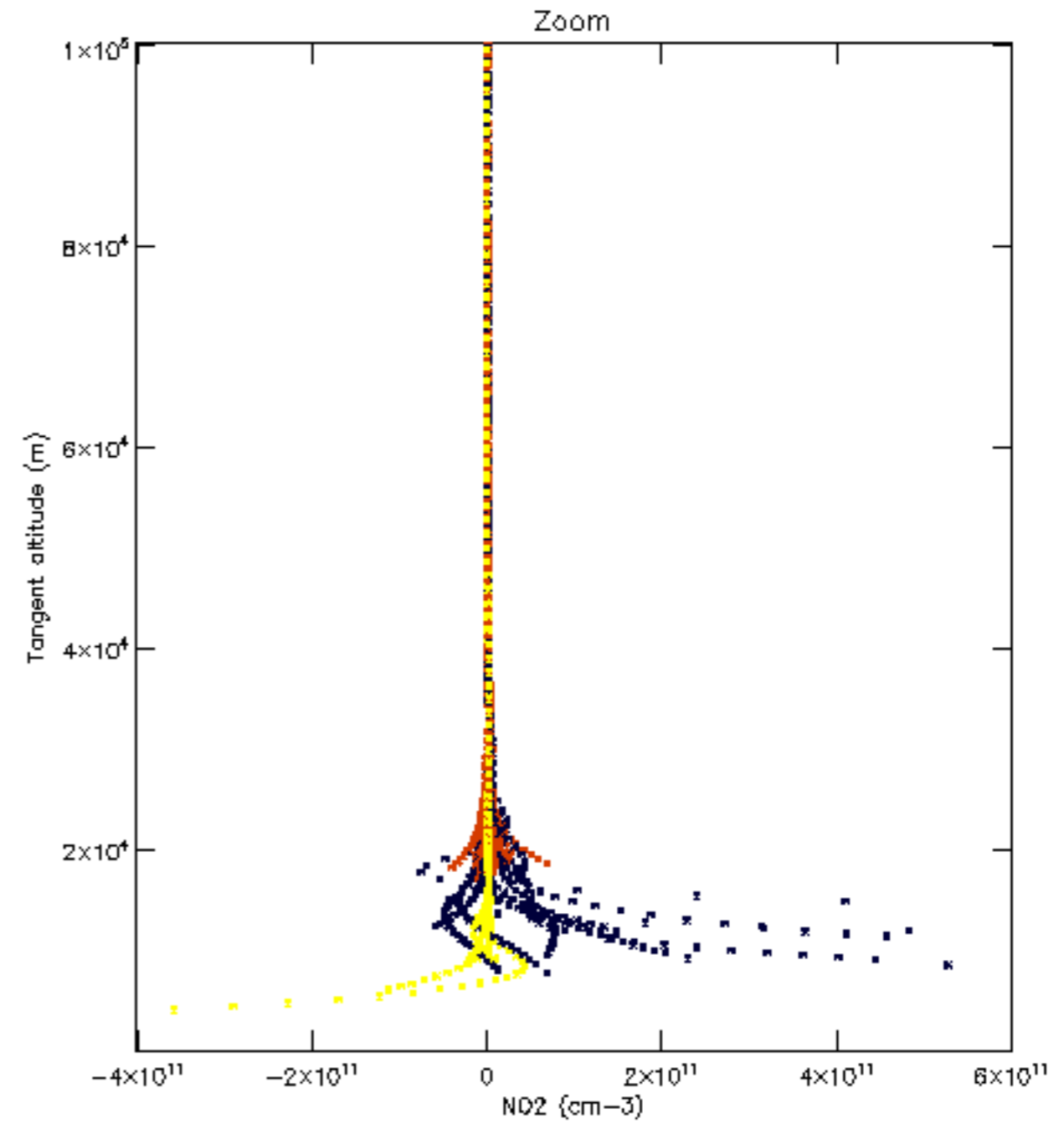
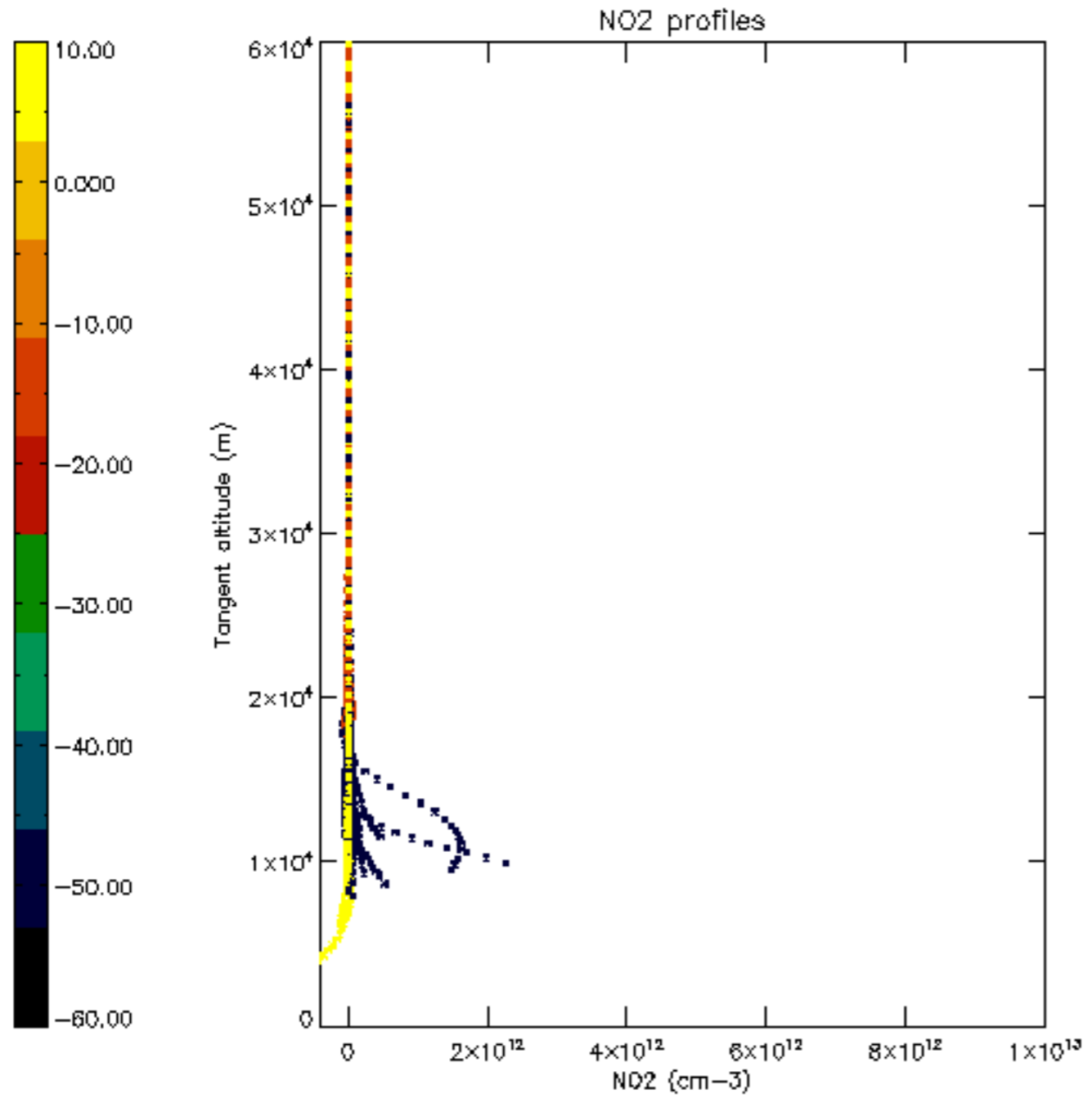


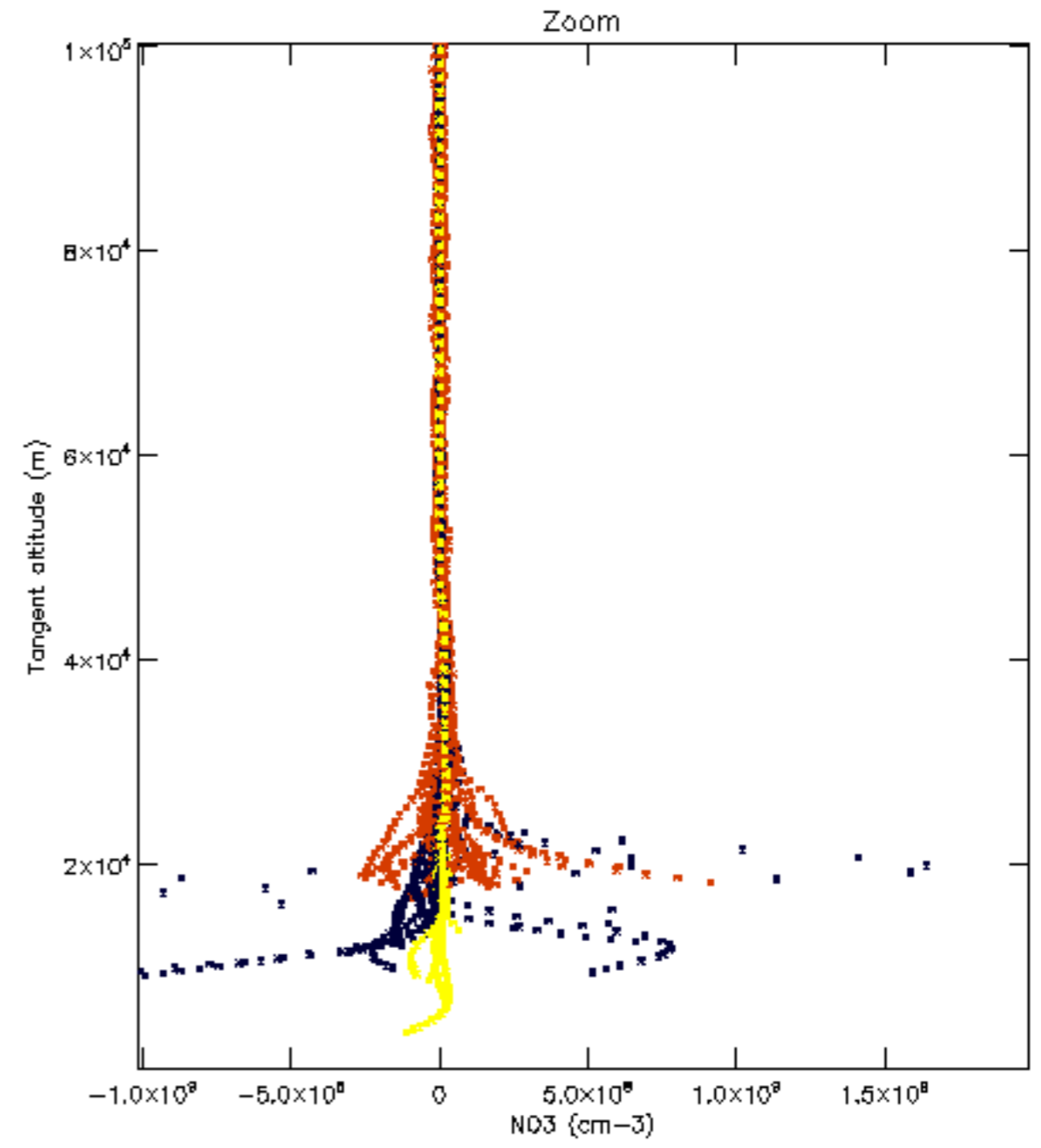
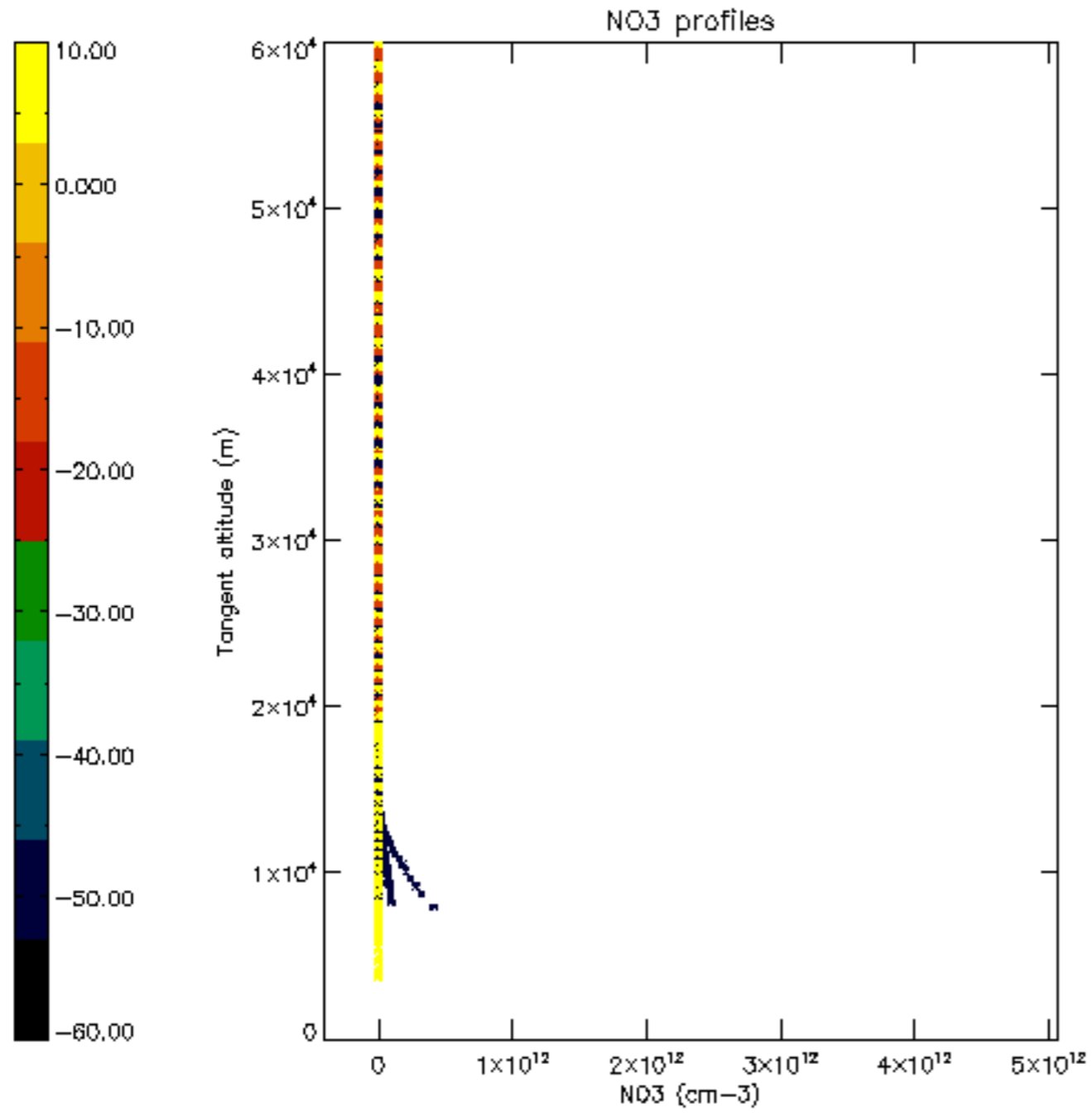


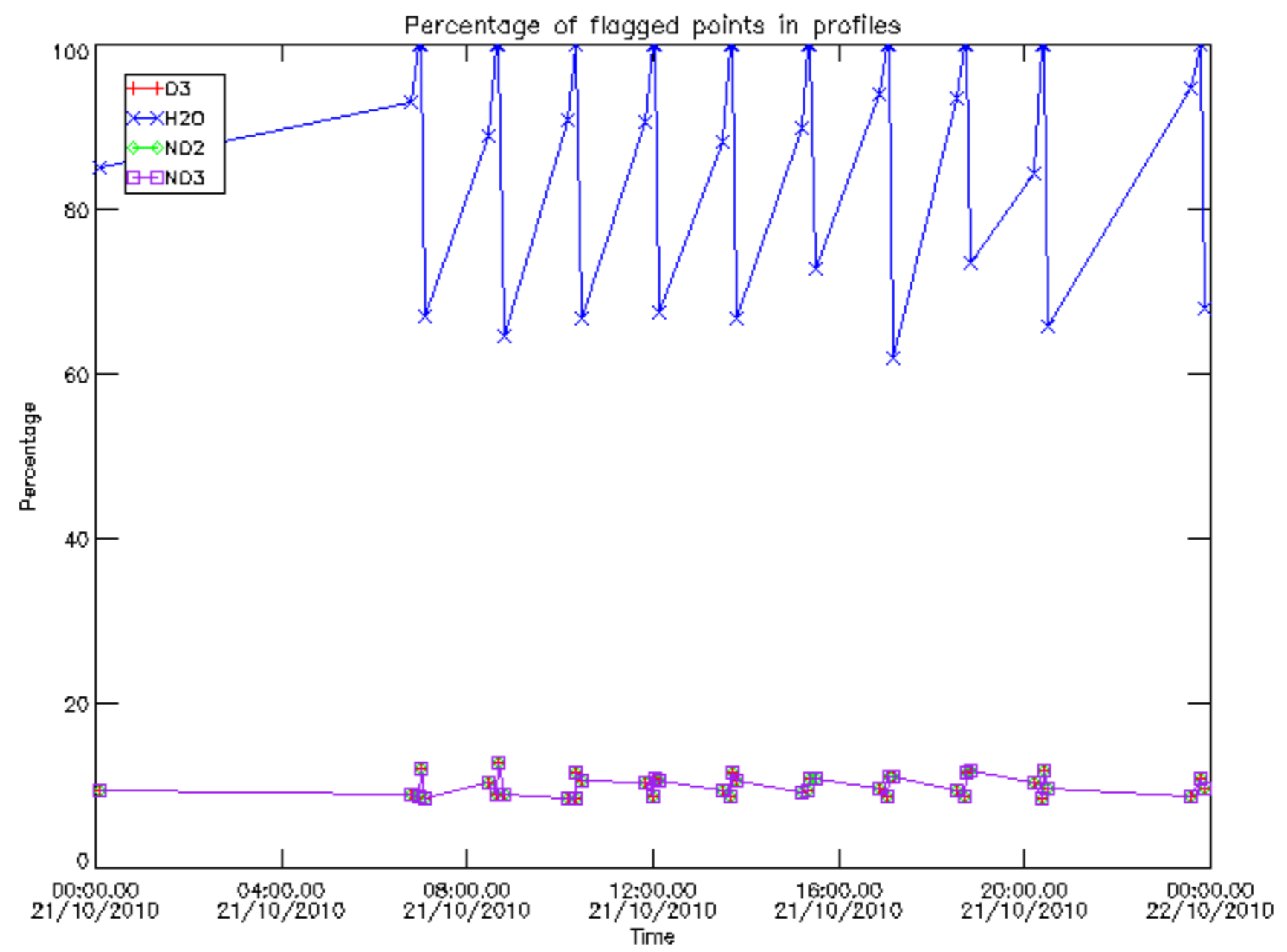




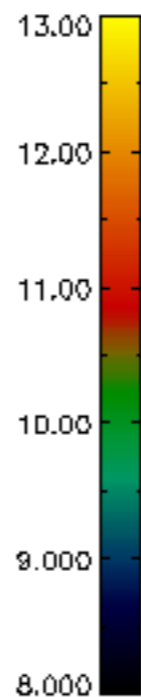
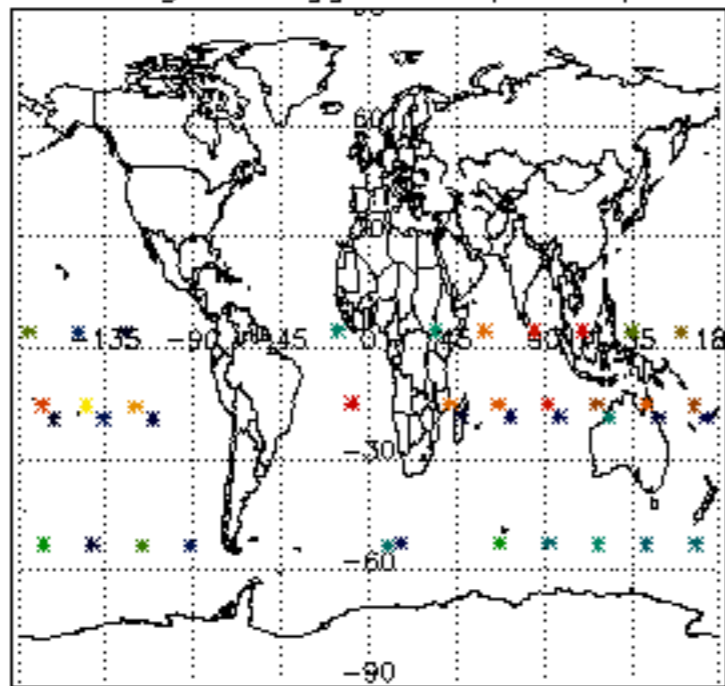




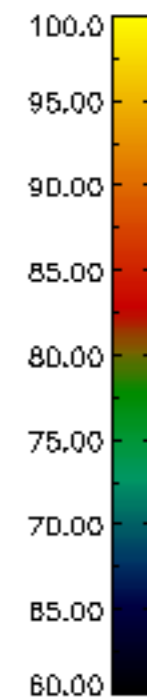
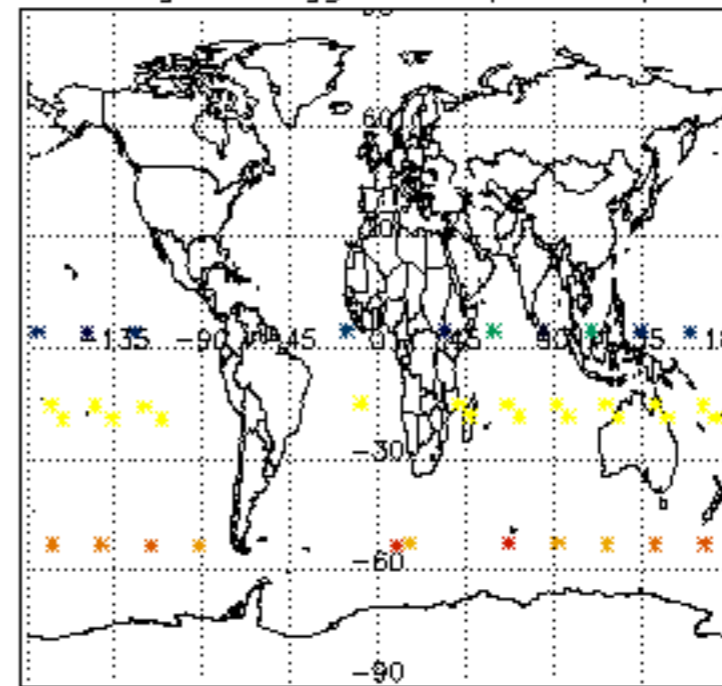




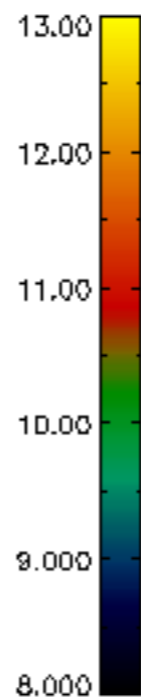
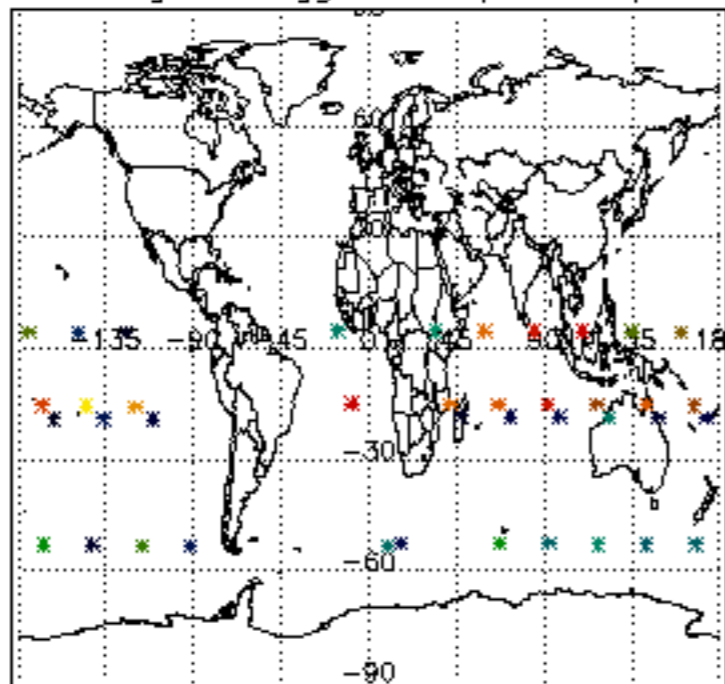
Percentage of flagged data per D3 profile



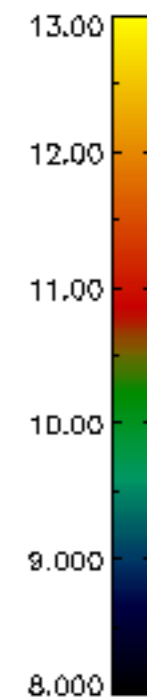
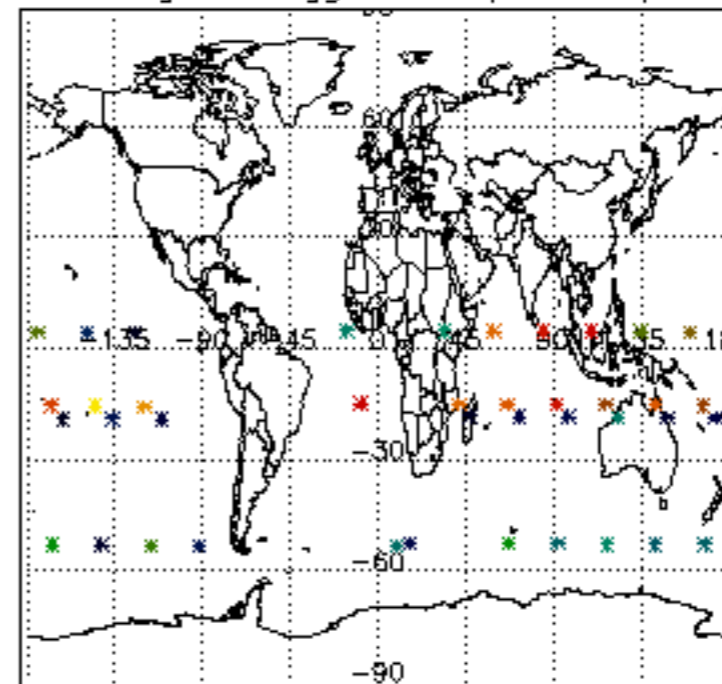
Percentage of flagged data per H2O profile

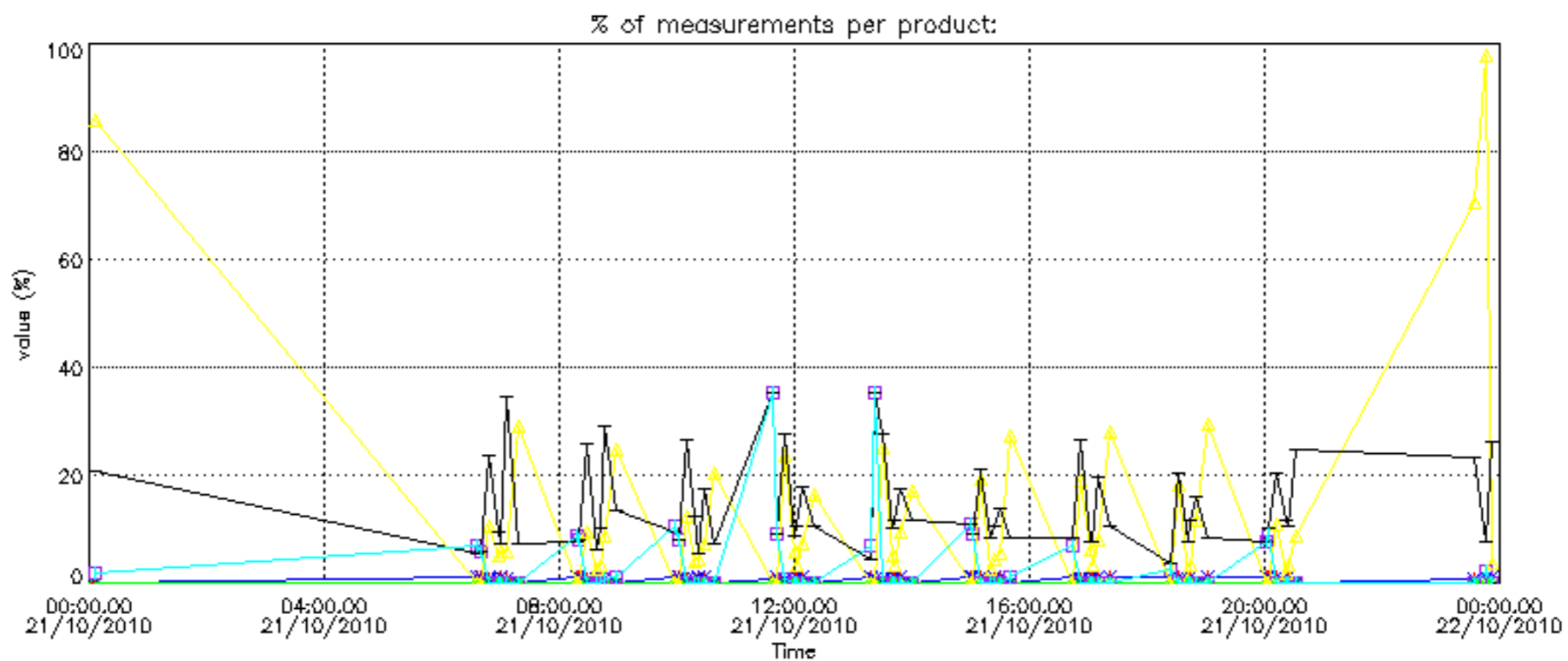


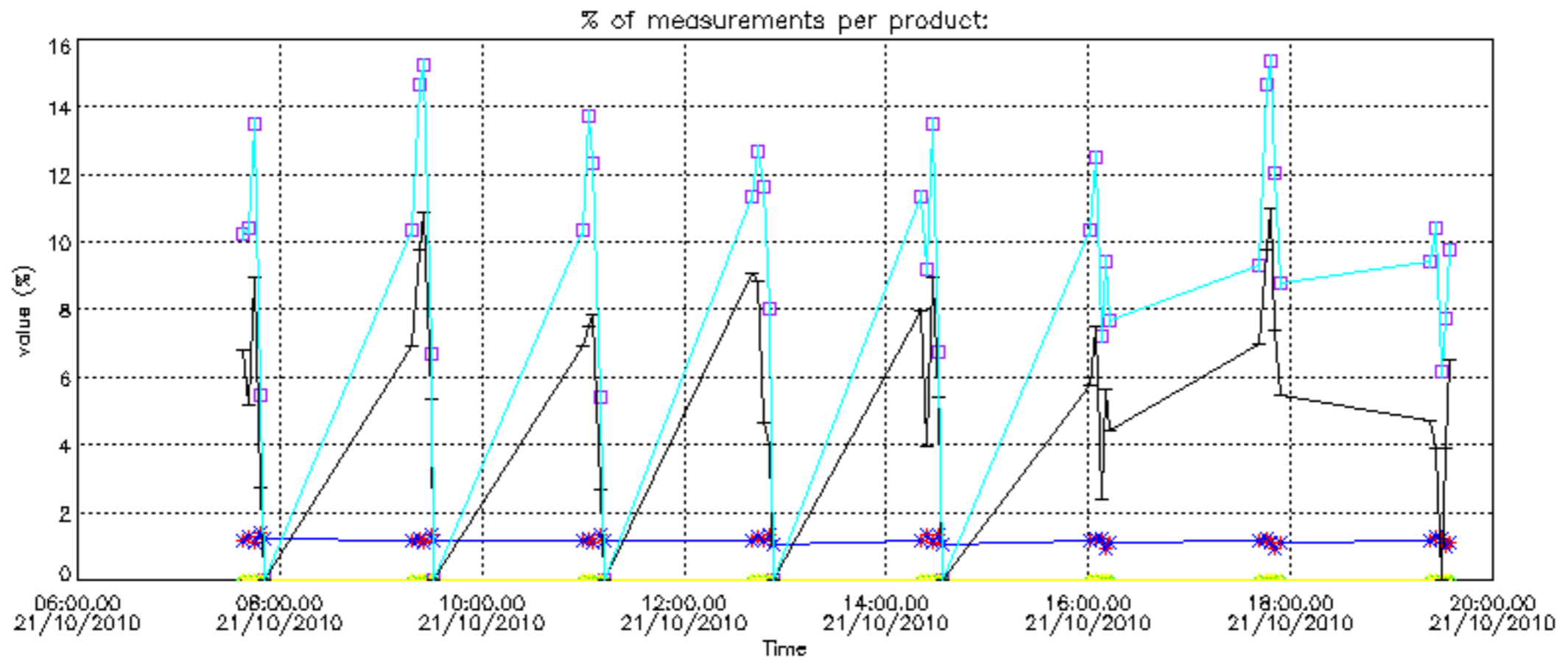
Percentage of flagged data per NO2 profile



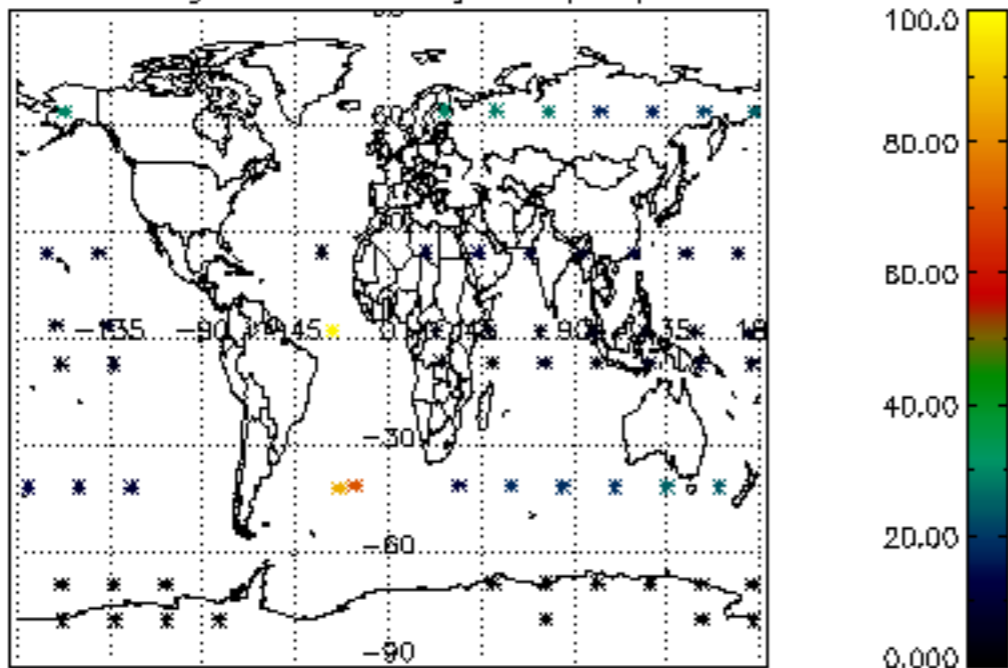
Percentage of flagged data per NO3 profile



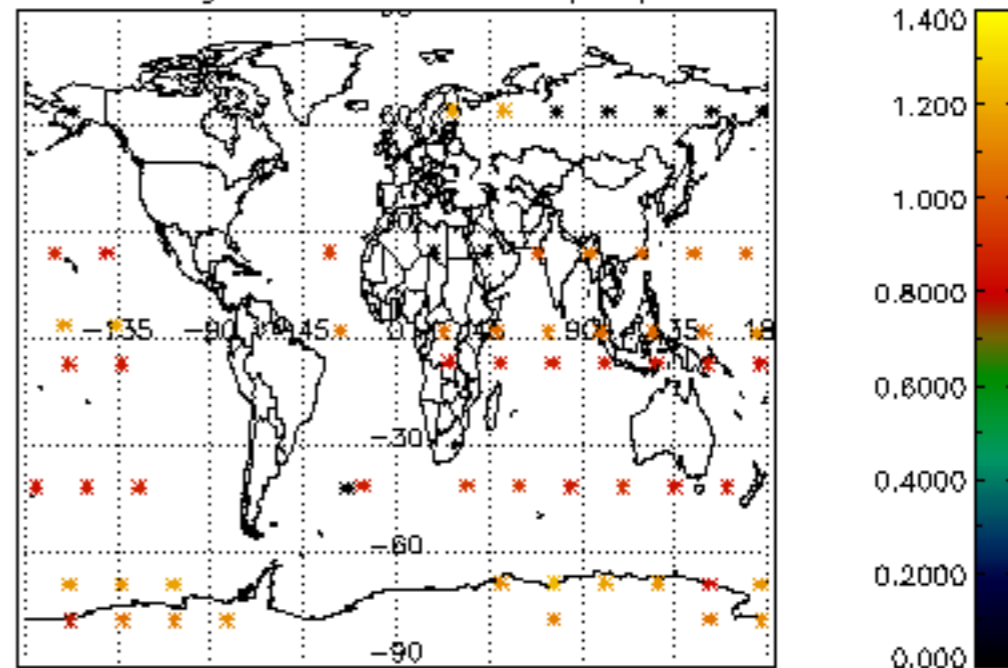




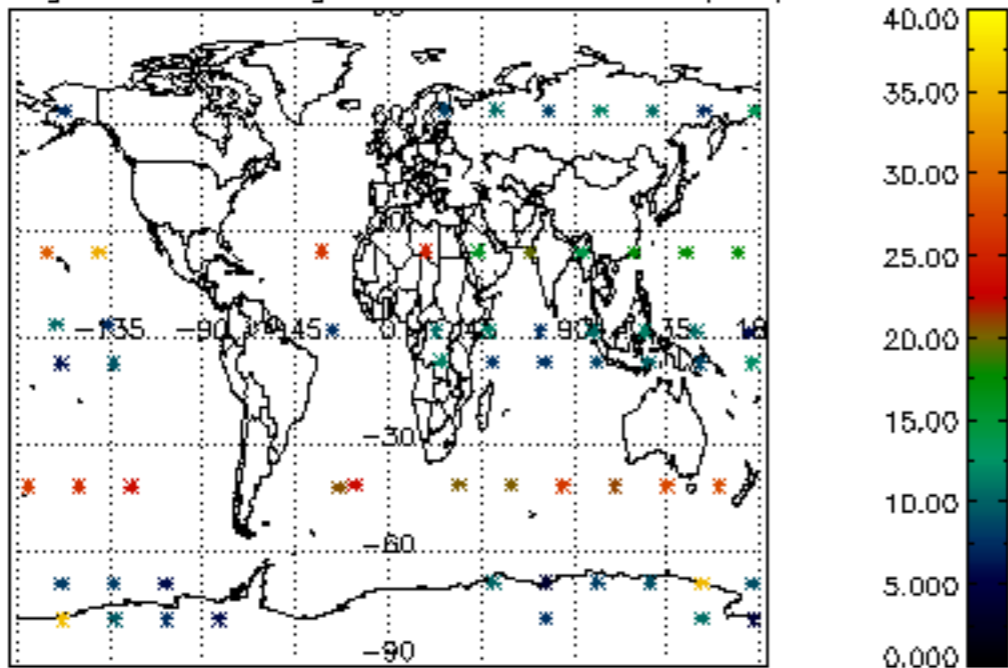
Percentage of cosmic ray hits per profile



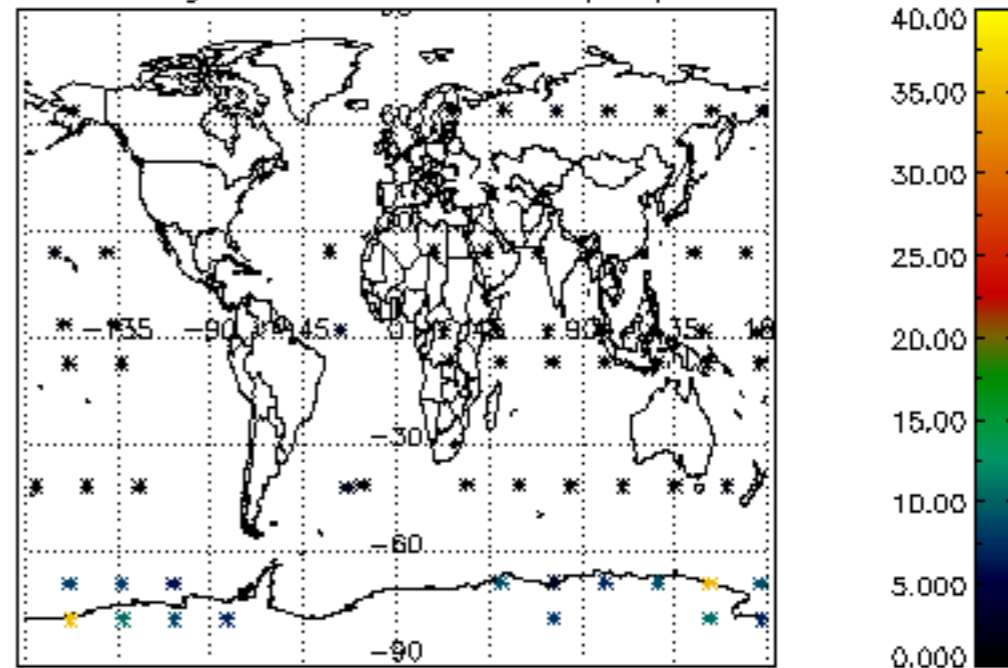
Percentage of datation errors per profile



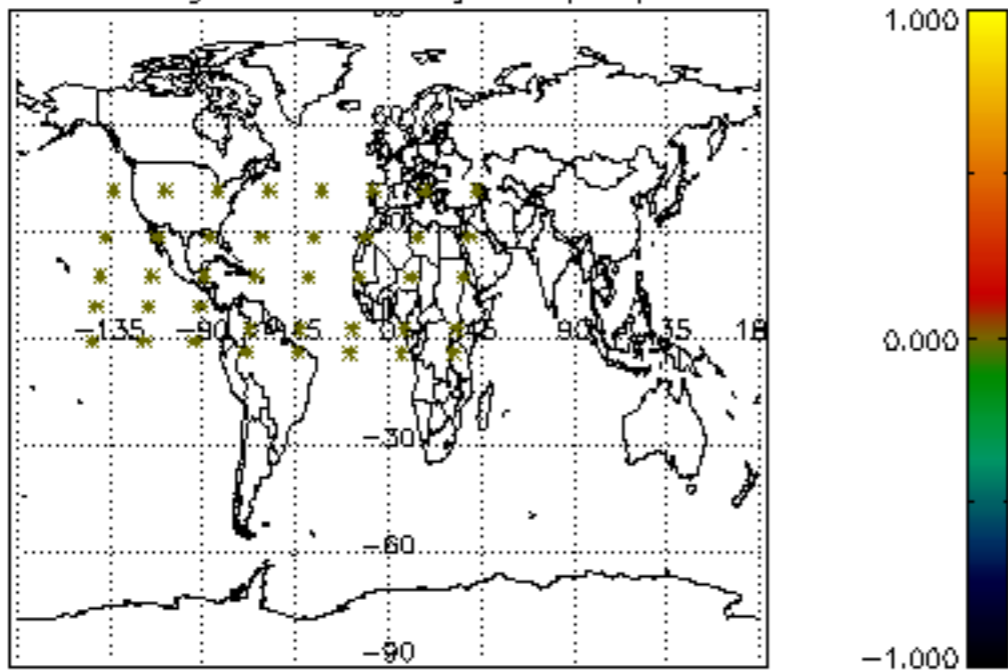
Percentage of star falling outside central band per profile



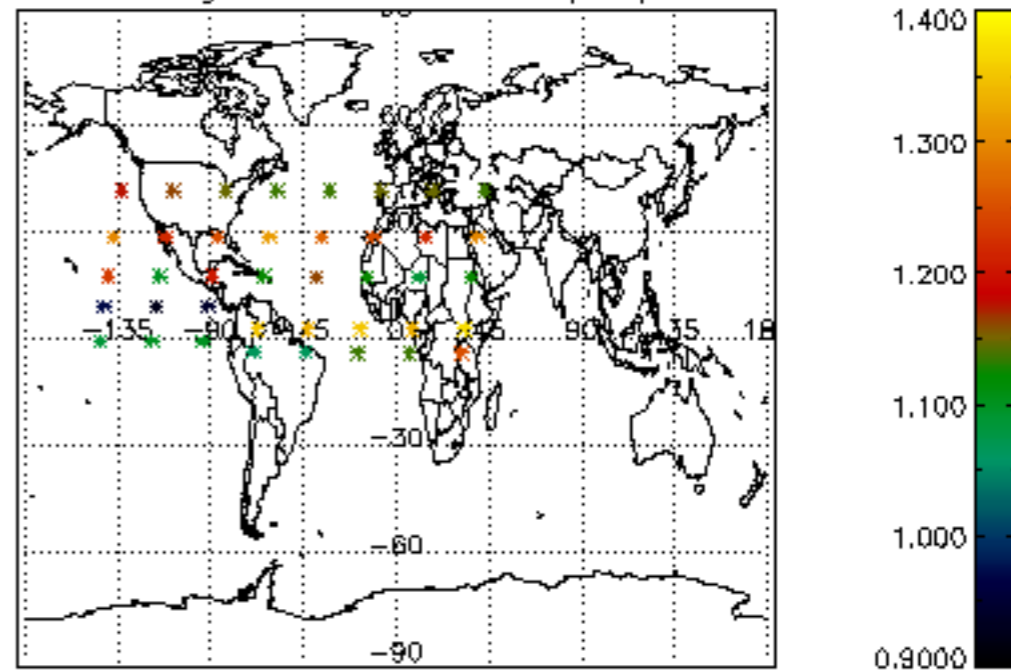
Percentage of saturation errors per profile



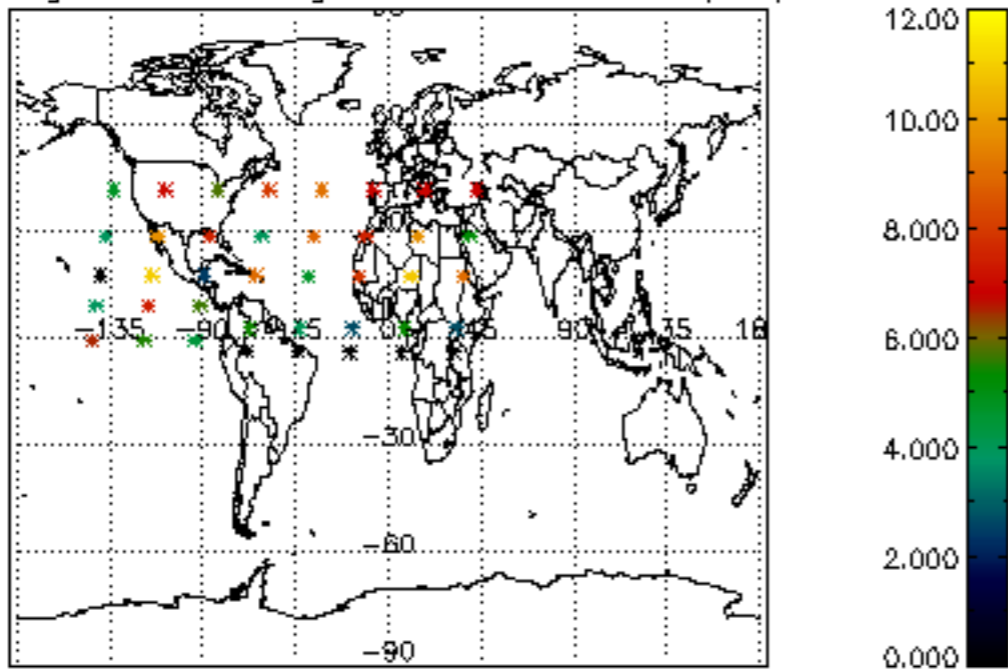
Percentage of cosmic ray hits per profile



Percentage of datation errors per profile



Percentage of star falling outside central band per profile



Percentage of saturation errors per profile

