

# GOMOS Level 2 Daily Report

## SUMMARY

### [1. General Info](#)

### [2. Summary of processed GOM\\_NL\\_2P products](#)

### [3. Level 2 Quality information per product](#)

#### [3.1 Plot of level 2 quality information per product \(time dependant\)](#)

#### [3.2 Plot of level 2 quality information per product \(world map\)](#)

### [4. Level 1 Quality information per product \(stored on level 2 products\)](#)

#### [4.1 Plot of level 1 quality information per product \(time dependant\)](#)

##### [4.1.1 Plot of level 1 quality information per product \(time dependant\): ASCENDING](#)

##### [4.1.2 Plot of level 1 quality information per product \(time dependant\): DESCENDING](#)

#### [4.2 Plot of level 1 quality information per product \(world map\)](#)

##### [4.2.1 Plot of level 1 quality information per product \(world map\): ASCENDING](#)

##### [4.2.2 Plot of level 1 quality information per product \(world map\): DESCENDING](#)

### [5. Ozone profiles based on quality statistics and other trace gas profiles](#)

#### [5.1 Ozone statistics based on quality of products](#)

#### [5.2 Plot ozone profiles for all STD \(dark without errors\)](#)

#### [5.3 Plot ozone profiles where STD < 20% \(dark without errors\)](#)

#### [5.4. Plot ozone profiles where STD < 10% \(dark without errors\)](#)

#### [5.5. Plot ozone profiles where STD < 5% \(dark without errors\)](#)

#### [5.6 Plot NO2 profiles for all STD \(dark without errors\)](#)

#### [5.7 Plot NO3 profiles for all STD \(dark without errors\)](#)

#### [5.8 Plot H2O profiles \(only for occultations of stars 1,2,3,4,13,14,16,26,63 dark without errors\) for all STD](#)

### [6. Auxiliary Data Files used for the production reported in section 2](#)

This report presents the daily analysis on parameters extracted from GOMOS level 2 data (GOM\_NL\_\_2P). It is intended to monitor some important parameters that will impact the quality of these products. A list of level 2 products (and content) that have arrived during the reporting day to the PCF is also given.

Item	Value
Time of report generation	29APR2013 16:06:16
Data source version	GOMOS/6.01
Start time of products	20-10-2010 (20OCT2010 00:00:00)
Stop time of products	21-10-2010 (21OCT2010 00:00:00)
Store outputs in DB	Yes
Nb of level 2 prods	159
Nb of prods with errors	0

## 2. Summary of processed GOM\_NL\_\_2P products.

Nr	Filename	UTC Start time	Limb	Duration	Star Id	Star Name	Star Mag	Star Temp	Nb Meas	Orbit	Prod. error
1	GOM_NL__2PRFIN20101020_002542_000000452094_00016_45160_0627.N1	20-OCT-2010 00:25:42	Bright	44.500	166	17Eps Leo	2.9800	6000.0	89	45160	No
2	GOM_NL__2PRFIN20101020_002904_000000432094_00016_45160_0628.N1	20-OCT-2010 00:29:04	Bright	42.500	22	32Alp Leo	1.3600	15200.	85	45160	No
3	GOM_NL__2PRFIN20101020_003649_000000532094_00016_45160_0629.N1	20-OCT-2010 00:36:49	Dark	52.500	48	30Alp Hya	1.9770	4100.0	105	45160	No
4	GOM_NL__2PRFIN20101020_004620_000000562094_00016_45160_0630.N1	20-OCT-2010 00:46:20	Dark	56.000	132	15Rho Pup	2.8030	6900.0	112	45160	No
5	GOM_NL__2PRFIN20101020_004934_000000442094_00017_45161_0712.N1	20-OCT-2010 00:49:34	Dark	44.000	34	Gam2Vel	1.7930	23000.	88	45161	No
6	GOM_NL__2PRFIN20101020_005513_000000462094_00017_45161_0713.N1	20-OCT-2010 00:55:13	Dark	45.500	2	Alp Car	-0.73600	7000.0	91	45161	No
7	GOM_NL__2PRFIN20101020_010641_000000422094_00017_45161_0714.N1	20-OCT-2010 01:06:41	Straylight	42.000	157	The1Eri	2.9060	9300.0	84	45161	No
8	GOM_NL__2PRFIN20101020_012732_000000452094_00017_45161_0715.N1	20-OCT-2010 01:27:32	Bright	45.000	105	6Bet Ari	2.6450	8900.0	90	45161	No
9	GOM_NL__2PRFIN20101020_013107_000000432094_00017_45161_0716.N1	20-OCT-2010 01:31:07	Bright	42.500	53	43Bet And	2.0480	3300.0	85	45161	No
10	GOM_NL__2PRFIN20101020_013420_000000432094_00017_45161_0717.N1	20-OCT-2010 01:34:20	Bright	43.000	73	57Gam1And	2.2600	13100.	86	45161	No
11	GOM_NL__2PRFIN20101020_013655_000000522094_00017_45161_0718.N1	20-OCT-2010 01:36:55	Bright	52.000	79	26Bet Per	2.3100	13100.	104	45161	No
12	GOM_NL__2PRFIN20101020_020619_000000442094_00017_45161_0719.N1	20-OCT-2010 02:06:19	Bright	43.500	166	17Eps Leo	2.9800	6000.0	87	45161	No
13	GOM_NL__2PRFIN20101020_020940_000000432094_00017_45161_0720.N1	20-OCT-2010 02:09:40	Bright	43.000	22	32Alp Leo	1.3600	15200.	86	45161	No
14	GOM_NL__2PRFIN20101020_021726_000000522094_00017_45161_0721.N1	20-OCT-2010 02:17:26	Dark	52.000	48	30Alp Hya	1.9770	4100.0	104	45161	No
15	GOM_NL__2PRFIN20101020_022657_000000592094_00017_45161_0722.N1	20-OCT-2010 02:26:57	Dark	58.500	132	15Rho Pup	2.8030	6900.0	117	45161	No
16	GOM_NL__2PRFIN20101020_023011_000000442094_00018_45162_0721.N1	20-OCT-2010 02:30:11	Dark	43.500	34	Gam2Vel	1.7930	23000.	87	45162	No
17	GOM_NL__2PRFIN20101020_023550_000000482094_00018_45162_0722.N1	20-OCT-2010 02:35:50	Dark	47.500	2	Alp Car	-0.73600	7000.0	95	45162	No
18	GOM_NL__2PRFIN20101020_024717_000000452094_00018_45162_0723.N1	20-OCT-2010 02:47:17	Straylight	44.500	157	The1Eri	2.9060	9300.0	89	45162	No
19	GOM_NL__2PRFIN20101020_030807_000000452094_00018_45162_0724.N1	20-OCT-2010 03:08:07	Bright	45.000	105	6Bet Ari	2.6450	8900.0	90	45162	No
20	GOM_NL__2PRFIN20101020_031143_000000392094_00018_45162_0725.N1	20-OCT-2010 03:11:43	Bright	39.000	53	43Bet And	2.0480	3300.0	78	45162	No
21	GOM_NL__2PRFIN20101020_031456_000000442094_00018_45162_0726.N1	20-OCT-2010 03:14:56	Bright	43.500	73	57Gam1And	2.2600	13100.	87	45162	No
22	GOM_NL__2PRFIN20101020_031856_000000372094_00018_45162_0727.N1	20-OCT-2010 03:18:56	Bright	37.000	110	37Del Cas	2.6780	8900.0	74	45162	No
23	GOM_NL__2PRFIN20101020_034655_000000642094_00018_45162_0728.N1	20-OCT-2010 03:46:55	Bright	64.000	166	17Eps Leo	2.9800	6000.0	128	45162	No
24	GOM_NL__2PRFIN20101020_035017_000000422094_00018_45162_0729.N1	20-OCT-2010 03:50:17	Bright	42.000	22	32Alp Leo	1.3600	15200.	84	45162	No
25	GOM_NL__2PRFIN20101020_035803_000000562094_00018_45162_0730.N1	20-OCT-2010 03:58:03	Dark	56.000	48	30Alp Hya	1.9770	4100.0	112	45162	No
26	GOM_NL__2PRFIN20101020_040734_000000552094_00018_45162_0731.N1	20-OCT-2010 04:07:34	Dark	55.000	132	15Rho Pup	2.8030	6900.0	110	45162	No
27	GOM_NL__2PRFIN20101020_041047_000000432094_00019_45163_0733.N1	20-OCT-2010 04:10:47	Dark	42.500	34	Gam2Vel	1.7930	23000.	85	45163	No
28	GOM_NL__2PRFIN20101020_041627_000000492094_00019_45163_0734.N1	20-OCT-2010 04:16:27	Dark	48.500	2	Alp Car	-0.73600	7000.0	97	45163	No
29	GOM_NL__2PRFIN20101020_042754_000000442094_00019_45163_0735.N1	20-OCT-2010 04:27:54	Straylight	43.500	157	The1Eri	2.9060	9300.0	87	45163	No
30	GOM_NL__2PRFIN20101020_044843_000000452094_00019_45163_0736.N1	20-OCT-2010 04:48:43	Bright	45.000	105	6Bet Ari	2.6450	8900.0	90	45163	No
31	GOM_NL__2PRFIN20101020_045219_000000402094_00019_45163_0737.N1	20-OCT-2010 04:52:19	Bright	40.000	53	43Bet And	2.0480	3300.0	80	45163	No
32	GOM_NL__2PRFIN20101020_045531_000000462094_00019_45163_0738.N1	20-OCT-2010 04:55:31	Bright	46.000	73	57Gam1And	2.2600	13100.	92	45163	No
33	GOM_NL__2PRFIN20101020_045931_000000372094_00019_45163_0739.N1	20-OCT-2010 04:59:31	Bright	37.000	110	37Del Cas	2.6780	8900.0	74	45163	No
34	GOM_NL__2PRFIN20101020_052731_000000472094_00019_45163_0740.N1	20-OCT-2010 05:27:31	Bright	46.500	166	17Eps Leo	2.9800	6000.0	93	45163	No
35	GOM_NL__2PRFIN20101020_053053_000000422094_00019_45163_0741.N1	20-OCT-2010 05:30:53	Bright	42.000	22	32Alp Leo	1.3600	15200.	84	45163	No
36	GOM_NL__2PRFIN20101020_053840_000000572094_00019_45163_0742.N1	20-OCT-2010 05:38:40	Dark	56.500	48	30Alp Hya	1.9770	4100.0	113	45163	No
37	GOM_NL__2PRFIN20101020_054812_000000552094_00019_45163_0743.N1	20-OCT-2010 05:48:12	Dark	55.000	132	15Rho Pup	2.8030	6900.0	110	45163	No
38	GOM_NL__2PRFIN20101020_055124_000000442094_00020_45164_0743.N1	20-OCT-2010 05:51:24	Dark	43.500	34	Gam2Vel	1.7930	23000.	87	45164	No
39	GOM_NL__2PRFIN20101020_055704_000000472094_00020_45164_0744.N1	20-OCT-2010 05:57:04	Dark	46.500	2	Alp Car	-0.73600	7000.0	93	45164	No
40	GOM_NL__2PRFIN20101020_060830_000000432094_00020_45164_0745.N1	20-OCT-2010 06:08:30	Straylight	43.000	157	The1Eri	2.9060	9300.0	86	45164	No
41	GOM_NL__2PRFIN20101020_062918_000000452094_00020_45164_0746.N1	20-OCT-2010 06:29:18	Bright	44.500	105	6Bet Ari	2.6450	8900.0	89	45164	No
42	GOM_NL__2PRFIN20101020_063254_000000392094_00020_45164_0747.N1	20-OCT-2010 06:32:54	Bright	39.000	53	43Bet And	2.0480	3300.0	78	45164	No

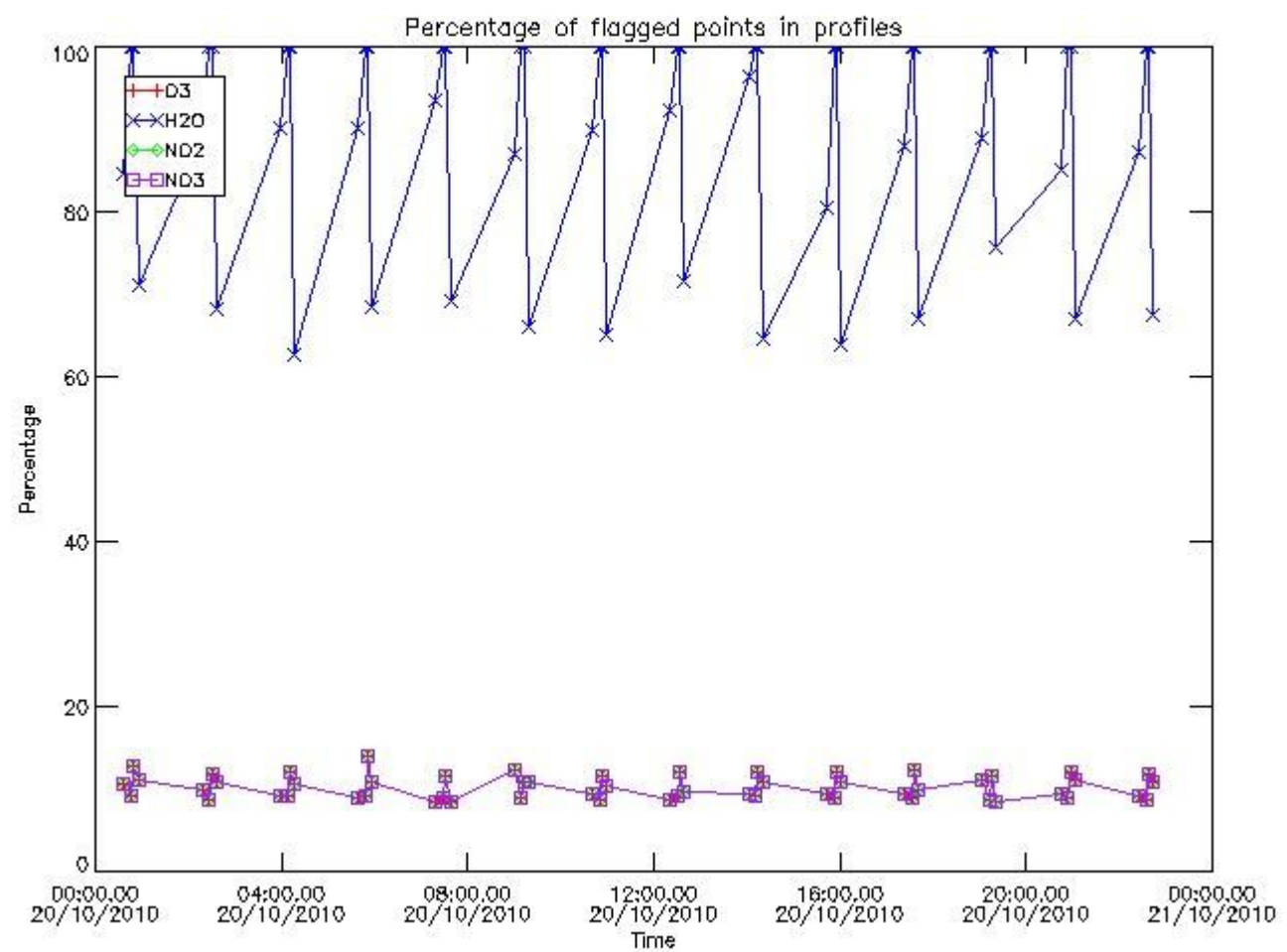
43	GOM_NL__2PRFIN20101020_063606_000000452094_00020_45164_0748.N1	20-OCT-2010 06:36:06	Bright	45.000	73	57Gam1And	2.2600	13100.	90	45164	No
44	GOM_NL__2PRFIN20101020_064007_000000392094_00020_45164_0749.N1	20-OCT-2010 06:40:07	Bright	38.500	110	37Del Cas	2.6780	8900.0	77	45164	No
45	GOM_NL__2PRFIN20101020_070807_000000442094_00020_45164_0750.N1	20-OCT-2010 07:08:07	Bright	43.500	166	17Eps Leo	2.9800	6000.0	87	45164	No
46	GOM_NL__2PRFIN20101020_071129_000000422094_00020_45164_0751.N1	20-OCT-2010 07:11:29	Bright	42.000	22	32Alp Leo	1.3600	15200.	84	45164	No
47	GOM_NL__2PRFIN20101020_071917_000000612094_00020_45164_0752.N1	20-OCT-2010 07:19:17	Dark	61.000	48	30Alp Hya	1.9770	4100.0	122	45164	No
48	GOM_NL__2PRFIN20101020_072849_000000582094_00020_45164_0753.N1	20-OCT-2010 07:28:49	Dark	57.500	132	15Rho Pup	2.8030	6900.0	115	45164	No
49	GOM_NL__2PRFIN20101020_073201_000000442094_00021_45165_0759.N1	20-OCT-2010 07:32:01	Dark	44.000	34	Gam2Vel	1.7930	23000.	88	45165	No
50	GOM_NL__2PRFIN20101020_073740_000000612094_00021_45165_0760.N1	20-OCT-2010 07:37:40	Dark	60.500	2	Alp Car	-0.73600	7000.0	121	45165	No
51	GOM_NL__2PRFIN20101020_074907_000000432094_00021_45165_0761.N1	20-OCT-2010 07:49:07	Straylight	42.500	157	The1Eri	2.9060	9300.0	85	45165	No
52	GOM_NL__2PRFIN20101020_080954_000000442094_00021_45165_0762.N1	20-OCT-2010 08:09:54	Bright	44.000	105	6Bet Ari	2.6450	8900.0	88	45165	No
53	GOM_NL__2PRFIN20101020_081330_000000392094_00021_45165_0763.N1	20-OCT-2010 08:13:30	Bright	39.000	53	43Bet And	2.0480	3300.0	78	45165	No
54	GOM_NL__2PRFIN20101020_081642_000000432094_00021_45165_0764.N1	20-OCT-2010 08:16:42	Bright	43.000	73	57Gam1And	2.2600	13100.	86	45165	No
55	GOM_NL__2PRFIN20101020_082043_000000372094_00021_45165_0765.N1	20-OCT-2010 08:20:43	Bright	37.000	110	37Del Cas	2.6780	8900.0	74	45165	No
56	GOM_NL__2PRFIN20101020_084843_000000452094_00021_45165_0766.N1	20-OCT-2010 08:48:43	Bright	45.000	166	17Eps Leo	2.9800	6000.0	90	45165	No
57	GOM_NL__2PRFIN20101020_085206_000000432094_00021_45165_0767.N1	20-OCT-2010 08:52:06	Bright	42.500	22	32Alp Leo	1.3600	15200.	85	45165	No
58	GOM_NL__2PRFIN20101020_085953_000000582094_00021_45165_0768.N1	20-OCT-2010 08:59:53	Dark	58.000	48	30Alp Hya	1.9770	4100.0	116	45165	No
59	GOM_NL__2PRFIN20101020_090926_000000582094_00021_45165_0769.N1	20-OCT-2010 09:09:26	Dark	57.500	132	15Rho Pup	2.8030	6900.0	115	45165	No
60	GOM_NL__2PRFIN20101020_091238_000000472094_00022_45166_0820.N1	20-OCT-2010 09:12:38	Dark	46.500	34	Gam2Vel	1.7930	23000.	93	45166	No
61	GOM_NL__2PRFIN20101020_091817_000000482094_00022_45166_0821.N1	20-OCT-2010 09:18:17	Dark	47.500	2	Alp Car	-0.73600	7000.0	95	45166	No
62	GOM_NL__2PRFIN20101020_092943_000000442094_00022_45166_0822.N1	20-OCT-2010 09:29:43	Straylight	43.500	157	The1Eri	2.9060	9300.0	87	45166	No
63	GOM_NL__2PRFIN20101020_095029_000000442094_00022_45166_0823.N1	20-OCT-2010 09:50:29	Bright	44.000	105	6Bet Ari	2.6450	8900.0	88	45166	No
64	GOM_NL__2PRFIN20101020_095406_000000412094_00022_45166_0824.N1	20-OCT-2010 09:54:06	Bright	41.000	53	43Bet And	2.0480	3300.0	82	45166	No
65	GOM_NL__2PRFIN20101020_095717_000000462094_00022_45166_0825.N1	20-OCT-2010 09:57:17	Bright	45.500	73	57Gam1And	2.2600	13100.	91	45166	No
66	GOM_NL__2PRFIN20101020_100118_000000382094_00022_45166_0826.N1	20-OCT-2010 10:01:18	Bright	38.000	110	37Del Cas	2.6780	8900.0	76	45166	No
67	GOM_NL__2PRFIN20101020_102920_000000452094_00022_45166_0827.N1	20-OCT-2010 10:29:20	Bright	45.000	166	17Eps Leo	2.9800	6000.0	90	45166	No
68	GOM_NL__2PRFIN20101020_103242_000000422094_00022_45166_0828.N1	20-OCT-2010 10:32:42	Bright	41.500	22	32Alp Leo	1.3600	15200.	83	45166	No
69	GOM_NL__2PRFIN20101020_104030_000000552094_00022_45166_0829.N1	20-OCT-2010 10:40:30	Dark	54.500	48	30Alp Hya	1.9770	4100.0	109	45166	No
70	GOM_NL__2PRFIN20101020_105004_000000592094_00022_45166_0830.N1	20-OCT-2010 10:50:04	Dark	58.500	132	15Rho Pup	2.8030	6900.0	117	45166	No
71	GOM_NL__2PRFIN20101020_105314_000000442094_00023_45167_0828.N1	20-OCT-2010 10:53:14	Dark	44.000	34	Gam2Vel	1.7930	23000.	88	45167	No
72	GOM_NL__2PRFIN20101020_105854_000000492094_00023_45167_0829.N1	20-OCT-2010 10:58:54	Dark	49.000	2	Alp Car	-0.73600	7000.0	98	45167	No
73	GOM_NL__2PRFIN20101020_111019_000000432094_00023_45167_0830.N1	20-OCT-2010 11:10:19	Straylight	43.000	157	The1Eri	2.9060	9300.0	86	45167	No
74	GOM_NL__2PRFIN20101020_113105_000000452094_00023_45167_0831.N1	20-OCT-2010 11:31:05	Bright	45.000	105	6Bet Ari	2.6450	8900.0	90	45167	No
75	GOM_NL__2PRFIN20101020_113441_000000402094_00023_45167_0832.N1	20-OCT-2010 11:34:41	Bright	39.500	53	43Bet And	2.0480	3300.0	79	45167	No
76	GOM_NL__2PRFIN20101020_113753_000000462094_00023_45167_0833.N1	20-OCT-2010 11:37:53	Bright	46.000	73	57Gam1And	2.2600	13100.	92	45167	No
77	GOM_NL__2PRFIN20101020_114154_000000382094_00023_45167_0834.N1	20-OCT-2010 11:41:54	Bright	37.500	110	37Del Cas	2.6780	8900.0	75	45167	No
78	GOM_NL__2PRFIN20101020_120956_000000442094_00023_45167_0835.N1	20-OCT-2010 12:09:56	Bright	44.000	166	17Eps Leo	2.9800	6000.0	88	45167	No
79	GOM_NL__2PRFIN20101020_121318_000000602094_00023_45167_0836.N1	20-OCT-2010 12:13:18	Bright	60.000	22	32Alp Leo	1.3600	15200.	120	45167	No
80	GOM_NL__2PRFIN20101020_122107_000000602094_00023_45167_0837.N1	20-OCT-2010 12:21:07	Dark	59.500	48	30Alp Hya	1.9770	4100.0	119	45167	No
81	GOM_NL__2PRFIN20101020_123041_000000562094_00023_45167_0838.N1	20-OCT-2010 12:30:41	Dark	56.000	132	15Rho Pup	2.8030	6900.0	112	45167	No
82	GOM_NL__2PRFIN20101020_123351_000000422094_00024_45168_0845.N1	20-OCT-2010 12:33:51	Dark	42.000	34	Gam2Vel	1.7930	23000.	84	45168	No
83	GOM_NL__2PRFIN20101020_123930_000000532094_00024_45168_0846.N1	20-OCT-2010 12:39:30	Dark	53.000	2	Alp Car	-0.73600	7000.0	106	45168	No
84	GOM_NL__2PRFIN20101020_125056_000000442094_00024_45168_0847.N1	20-OCT-2010 12:50:56	Straylight	44.000	157	The1Eri	2.9060	9300.0	88	45168	No
85	GOM_NL__2PRFIN20101020_131140_000000452094_00024_45168_0848.N1	20-OCT-2010 13:11:40	Bright	44.500	105	6Bet Ari	2.6450	8900.0	89	45168	No
86	GOM_NL__2PRFIN20101020_131517_000000422094_00024_45168_0849.N1	20-OCT-2010 13:15:17	Bright	41.500	53	43Bet And	2.0480	3300.0	83	45168	No
87	GOM_NL__2PRFIN20101020_131828_000000462094_00024_45168_0850.N1	20-OCT-2010 13:18:28	Bright	45.500	73	57Gam1And	2.2600	13100.	91	45168	No
88	GOM_NL__2PRFIN20101020_132230_000000382094_00024_45168_0851.N1	20-OCT-2010 13:22:30	Bright	38.000	110	37Del Cas	2.6780	8900.0	76	45168	No
89	GOM_NL__2PRFIN20101020_135032_000000442094_00024_45168_0852.N1	20-OCT-2010 13:50:32	Bright	44.000	166	17Eps Leo	2.9800	6000.0	88	45168	No
90	GOM_NL__2PRFIN20101020_135355_000000602094_00024_45168_0853.N1	20-OCT-2010 13:53:55	Bright	60.000	22	32Alp Leo	1.3600	15200.	120	45168	No
91	GOM_NL__2PRFIN20101020_140143_000000552094_00024_45168_0854.N1	20-OCT-2010 14:01:43	Dark	54.500	48	30Alp Hya	1.9770	4100.0	109	45168	No
92	GOM_NL__2PRFIN20101020_141119_000000562094_00024_45168_0855.N1	20-OCT-2010 14:11:19	Dark	56.000	132	15Rho Pup	2.8030	6900.0	112	45168	No
93	GOM_NL__2PRFIN20101020_141428_000000432094_00025_45169_0870.N1	20-OCT-2010 14:14:28	Dark	42.500	34	Gam2Vel	1.7930	23000.	85	45169	No
94	GOM_NL__2PRFIN20101020_142007_000000472094_00025_45169_0871.N1	20-OCT-2010 14:20:07	Dark	47.000	2	Alp Car	-0.73600	7000.0	94	45169	No
95	GOM_NL__2PRFIN20101020_143132_000000432094_00025_45169_0872.N1	20-OCT-2010 14:31:32	Straylight	43.000	157	The1Eri	2.9060	9300.0	86	45169	No
96	GOM_NL__2PRFIN20101020_145216_000000442094_00025_45169_0873.N1	20-OCT-2010 14:52:16	Bright	44.000	105	6Bet Ari	2.6450	8900.0	88	45169	No
97	GOM_NL__2PRFIN20101020_145552_000000402094_00025_45169_0874.N1	20-OCT-2010 14:55:52	Bright	40.000	53	43Bet And	2.0480	3300.0	80	45169	No
98	GOM_NL__2PRFIN20101020_145903_000000442094_00025_45169_0875.N1	20-OCT-2010 14:59:03	Bright	44.000	73	57Gam1And	2.2600	13100.	88	45169	No
99	GOM_NL__2PRFIN20101020_150305_000000392094_00025_45169_0876.N1	20-OCT-2010 15:03:05	Bright	39.000	110	37Del Cas	2.6780	8900.0	78	45169	No
100	GOM_NL__2PRFIN20101020_153108_000000452094_00025_45169_0877.N1	20-OCT-2010 15:31:08	Bright	45.000	166	17Eps Leo	2.9800	6000.0	90	45169	No
101	GOM_NL__2PRFIN20101020_153431_000000602094_00025_45169_0878.N1	20-OCT-2010 15:34:31	Bright	60.000	22	32Alp Leo	1.3600	15200.	120	45169	No

102	GOM_NL__2PRFIN20101020_154220_000000552094_00025_45169_0879.N1	20-OCT-2010 15:42:20	Dark	54.500	48	30Alp Hya	1.9770	4100.0	109	45169	No
103	GOM_NL__2PRFIN20101020_155156_000000572094_00025_45169_0880.N1	20-OCT-2010 15:51:56	Dark	57.000	132	15Rho Pup	2.8030	6900.0	114	45169	No
104	GOM_NL__2PRFIN20101020_155504_000000422094_00026_45170_0890.N1	20-OCT-2010 15:55:04	Dark	42.000	34	Gam2Vel	1.7930	23000.	84	45170	No
105	GOM_NL__2PRFIN20101020_160044_000000482094_00026_45170_0891.N1	20-OCT-2010 16:00:44	Dark	47.500	2	Alp Car	-0.73600	7000.0	95	45170	No
106	GOM_NL__2PRFIN20101020_161208_000000432094_00026_45170_0892.N1	20-OCT-2010 16:12:08	Straylight	43.000	157	The1Eri	2.9060	9300.0	86	45170	No
107	GOM_NL__2PRFIN20101020_163251_000000432094_00026_45170_0893.N1	20-OCT-2010 16:32:51	Bright	43.000	105	6Bet Ari	2.6450	8900.0	86	45170	No
108	GOM_NL__2PRFIN20101020_163628_000000422094_00026_45170_0894.N1	20-OCT-2010 16:36:28	Bright	41.500	53	43Bet And	2.0480	3300.0	83	45170	No
109	GOM_NL__2PRFIN20101020_163939_000000452094_00026_45170_0895.N1	20-OCT-2010 16:39:39	Bright	44.500	73	57Gam1And	2.2600	13100.	89	45170	No
110	GOM_NL__2PRFIN20101020_164341_000000382094_00026_45170_0896.N1	20-OCT-2010 16:43:41	Bright	38.000	110	37Del Cas	2.6780	8900.0	76	45170	No
111	GOM_NL__2PRFIN20101020_164543_000000252094_00026_45170_0897.N1	20-OCT-2010 16:45:43	Tw_i_and_stray	25.000	175	39Del Per	3.0100	19400.	50	45170	No
112	GOM_NL__2PRFIN20101020_171507_000000442094_00026_45170_0898.N1	20-OCT-2010 17:15:07	Bright	44.000	22	32Alp Leo	1.3600	15200.	88	45170	No
113	GOM_NL__2PRFIN20101020_172257_000000552094_00026_45170_0899.N1	20-OCT-2010 17:22:57	Dark	54.500	48	30Alp Hya	1.9770	4100.0	109	45170	No
114	GOM_NL__2PRFIN20101020_173234_000000582094_00026_45170_0900.N1	20-OCT-2010 17:32:34	Dark	57.500	132	15Rho Pup	2.8030	6900.0	115	45170	No
115	GOM_NL__2PRFIN20101020_173541_000000422094_00027_45171_0927.N1	20-OCT-2010 17:35:41	Dark	41.500	34	Gam2Vel	1.7930	23000.	83	45171	No
116	GOM_NL__2PRFIN20101020_174120_000000522094_00027_45171_0928.N1	20-OCT-2010 17:41:20	Dark	52.000	2	Alp Car	-0.73600	7000.0	104	45171	No
117	GOM_NL__2PRFIN20101020_175245_000000442094_00027_45171_0929.N1	20-OCT-2010 17:52:45	Straylight	44.000	157	The1Eri	2.9060	9300.0	88	45171	No
118	GOM_NL__2PRFIN20101020_181327_000000452094_00027_45171_0930.N1	20-OCT-2010 18:13:27	Bright	45.000	105	6Bet Ari	2.6450	8900.0	90	45171	No
119	GOM_NL__2PRFIN20101020_181704_000000382094_00027_45171_0931.N1	20-OCT-2010 18:17:04	Bright	38.000	53	43Bet And	2.0480	3300.0	76	45171	No
120	GOM_NL__2PRFIN20101020_182014_000000422094_00027_45171_0932.N1	20-OCT-2010 18:20:14	Bright	42.000	73	57Gam1And	2.2600	13100.	84	45171	No
121	GOM_NL__2PRFIN20101020_182417_000000402094_00027_45171_0933.N1	20-OCT-2010 18:24:17	Bright	39.500	110	37Del Cas	2.6780	8900.0	79	45171	No
122	GOM_NL__2PRFIN20101020_182617_000000252094_00027_45171_0934.N1	20-OCT-2010 18:26:17	Tw_i_and_stray	25.000	175	39Del Per	3.0100	19400.	50	45171	No
123	GOM_NL__2PRFIN20101020_185544_000000602094_00027_45171_0935.N1	20-OCT-2010 18:55:44	Bright	60.000	22	32Alp Leo	1.3600	15200.	120	45171	No
124	GOM_NL__2PRFIN20101020_190334_000000552094_00027_45171_0936.N1	20-OCT-2010 19:03:34	Dark	55.000	48	30Alp Hya	1.9770	4100.0	110	45171	No
125	GOM_NL__2PRFIN20101020_191311_000000592094_00027_45171_0937.N1	20-OCT-2010 19:13:11	Dark	59.000	132	15Rho Pup	2.8030	6900.0	118	45171	No
126	GOM_NL__2PRFIN20101020_191618_000000452094_00028_45172_0954.N1	20-OCT-2010 19:16:18	Dark	44.500	34	Gam2Vel	1.7930	23000.	89	45172	No
127	GOM_NL__2PRFIN20101020_192157_000000602094_00028_45172_0955.N1	20-OCT-2010 19:21:57	Dark	59.500	2	Alp Car	-0.73600	7000.0	119	45172	No
128	GOM_NL__2PRFIN20101020_193321_000000442094_00028_45172_0956.N1	20-OCT-2010 19:33:21	Straylight	43.500	157	The1Eri	2.9060	9300.0	87	45172	No
129	GOM_NL__2PRFIN20101020_195402_000000442094_00028_45172_0957.N1	20-OCT-2010 19:54:02	Bright	44.000	105	6Bet Ari	2.6450	8900.0	88	45172	No
130	GOM_NL__2PRFIN20101020_195740_000000382094_00028_45172_0958.N1	20-OCT-2010 19:57:40	Bright	38.000	53	43Bet And	2.0480	3300.0	76	45172	No
131	GOM_NL__2PRFIN20101020_200050_000000412094_00028_45172_0959.N1	20-OCT-2010 20:00:50	Bright	41.000	73	57Gam1And	2.2600	13100.	82	45172	No
132	GOM_NL__2PRFIN20101020_200453_000000372094_00028_45172_0960.N1	20-OCT-2010 20:04:53	Bright	37.000	110	37Del Cas	2.6780	8900.0	74	45172	No
133	GOM_NL__2PRFIN20101020_200653_000000282094_00028_45172_0961.N1	20-OCT-2010 20:06:53	Tw_i_and_stray	28.000	175	39Del Per	3.0100	19400.	56	45172	No
134	GOM_NL__2PRFIN20101020_203257_000000442094_00028_45172_0962.N1	20-OCT-2010 20:32:57	Bright	44.000	166	17Eps Leo	2.9800	6000.0	88	45172	No
135	GOM_NL__2PRFIN20101020_203620_000000452094_00028_45172_0963.N1	20-OCT-2010 20:36:20	Bright	44.500	22	32Alp Leo	1.3600	15200.	89	45172	No
136	GOM_NL__2PRFIN20101020_204410_000000542094_00028_45172_0964.N1	20-OCT-2010 20:44:10	Dark	54.000	48	30Alp Hya	1.9770	4100.0	108	45172	No
137	GOM_NL__2PRFIN20101020_205348_000000582094_00028_45172_0965.N1	20-OCT-2010 20:53:48	Dark	57.500	132	15Rho Pup	2.8030	6900.0	115	45172	No
138	GOM_NL__2PRFIN20101020_205655_000000432094_00029_45173_0973.N1	20-OCT-2010 20:56:55	Dark	42.500	34	Gam2Vel	1.7930	23000.	85	45173	No
139	GOM_NL__2PRFIN20101020_210234_000000462094_00029_45173_0974.N1	20-OCT-2010 21:02:34	Dark	46.000	2	Alp Car	-0.73600	7000.0	92	45173	No
140	GOM_NL__2PRFIN20101020_211358_000000442094_00029_45173_0975.N1	20-OCT-2010 21:13:58	Straylight	43.500	157	The1Eri	2.9060	9300.0	87	45173	No
141	GOM_NL__2PRFIN20101020_213438_000000452094_00029_45173_0976.N1	20-OCT-2010 21:34:38	Bright	44.500	105	6Bet Ari	2.6450	8900.0	89	45173	No
142	GOM_NL__2PRFIN20101020_213815_000000392094_00029_45173_0977.N1	20-OCT-2010 21:38:15	Bright	39.000	53	43Bet And	2.0480	3300.0	78	45173	No
143	GOM_NL__2PRFIN20101020_214125_000000412094_00029_45173_0978.N1	20-OCT-2010 21:41:25	Bright	40.500	73	57Gam1And	2.2600	13100.	81	45173	No
144	GOM_NL__2PRFIN20101020_214528_000000382094_00029_45173_0979.N1	20-OCT-2010 21:45:28	Bright	37.500	110	37Del Cas	2.6780	8900.0	75	45173	No
145	GOM_NL__2PRFIN20101020_214727_000000282094_00029_45173_0980.N1	20-OCT-2010 21:47:27	Tw_i_and_stray	28.000	175	39Del Per	3.0100	19400.	56	45173	No
146	GOM_NL__2PRFIN20101020_221333_000000652094_00029_45173_0981.N1	20-OCT-2010 22:13:33	Bright	65.000	166	17Eps Leo	2.9800	6000.0	130	45173	No
147	GOM_NL__2PRFIN20101020_221656_000000432094_00029_45173_0982.N1	20-OCT-2010 22:16:56	Bright	43.000	22	32Alp Leo	1.3600	15200.	86	45173	No
148	GOM_NL__2PRFIN20101020_222447_000000562094_00029_45173_0983.N1	20-OCT-2010 22:24:47	Dark	55.500	48	30Alp Hya	1.9770	4100.0	111	45173	No
149	GOM_NL__2PRFIN20101020_223426_000000582094_00029_45173_0984.N1	20-OCT-2010 22:34:26	Dark	58.000	132	15Rho Pup	2.8030	6900.0	116	45173	No
150	GOM_NL__2PRFIN20101020_223731_000000442094_00030_45174_0985.N1	20-OCT-2010 22:37:31	Dark	43.500	34	Gam2Vel	1.7930	23000.	87	45174	No
151	GOM_NL__2PRFIN20101020_224311_000000472094_00030_45174_0986.N1	20-OCT-2010 22:43:11	Dark	46.500	2	Alp Car	-0.73600	7000.0	93	45174	No
152	GOM_NL__2PRFIN20101020_225434_000000452094_00030_45174_0987.N1	20-OCT-2010 22:54:34	Straylight	44.500	157	The1Eri	2.9060	9300.0	89	45174	No
153	GOM_NL__2PRFIN20101020_231513_000000432094_00030_45174_0988.N1	20-OCT-2010 23:15:13	Bright	42.500	105	6Bet Ari	2.6450	8900.0	85	45174	No
154	GOM_NL__2PRFIN20101020_231851_000000402094_00030_45174_0989.N1	20-OCT-2010 23:18:51	Bright	40.000	53	43Bet And	2.0480	3300.0	80	45174	No
155	GOM_NL__2PRFIN20101020_232200_000000412094_00030_45174_0990.N1	20-OCT-2010 23:22:00	Bright	41.000	73	57Gam1And	2.2600	13100.	82	45174	No
156	GOM_NL__2PRFIN20101020_232604_000000382094_00030_45174_0991.N1	20-OCT-2010 23:26:04	Bright	38.000	110	37Del Cas	2.6780	8900.0	76	45174	No
157	GOM_NL__2PRFIN20101020_232802_000000322094_00030_45174_0992.N1	20-OCT-2010 23:28:02	Tw_i_and_stray	32.000	175	39Del Per	3.0100	19400.	64	45174	No
158	GOM_NL__2PRFIN20101020_235409_000000452094_00030_45174_0993.N1	20-OCT-2010 23:54:09	Bright	45.000	166	17Eps Leo	2.9800	6000.0	90	45174	No
159	GOM_NL__2PRFIN20101020_235732_000000612094_00030_45174_0994.N1	20-OCT-2010 23:57:32	Bright	61.000	22	32Alp Leo	1.3600	15200.	122	45174	No

### 3. Quality information per product

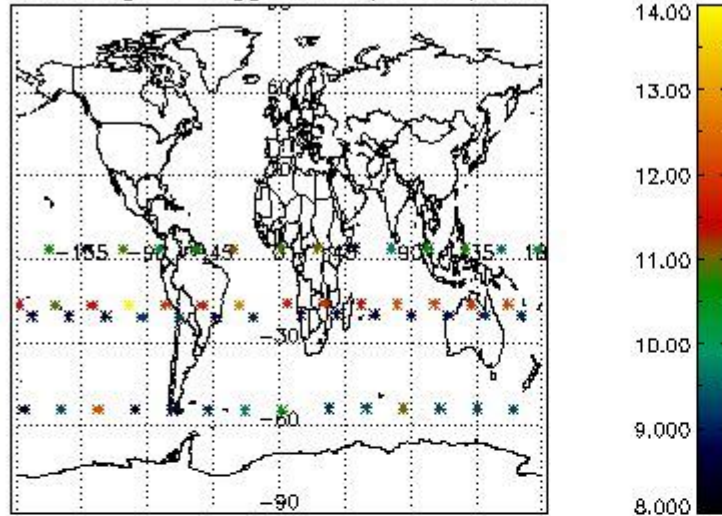
In this section it is plotted some information contained in the Quality Summary data set of the level 2 products. Only products in dark limb conditions and without errors (error flag in the MPH set to "0") are used.

#### 3.1 Plot quality information per product (time dependant)

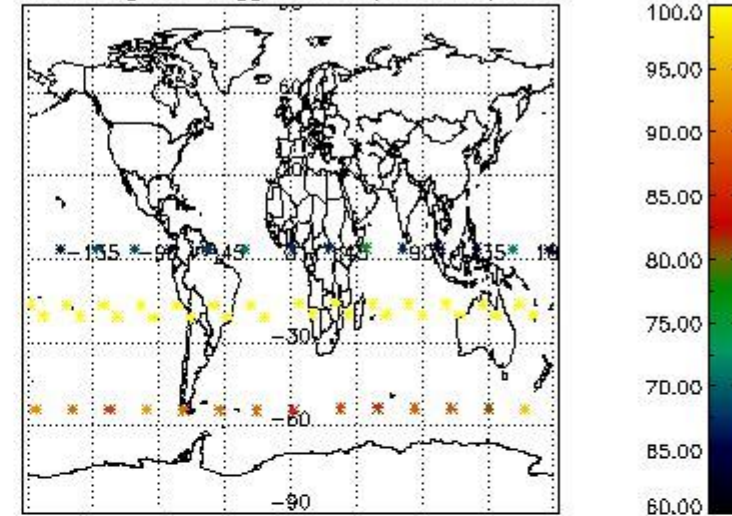


#### 3.2 Plot quality information per product (world map)

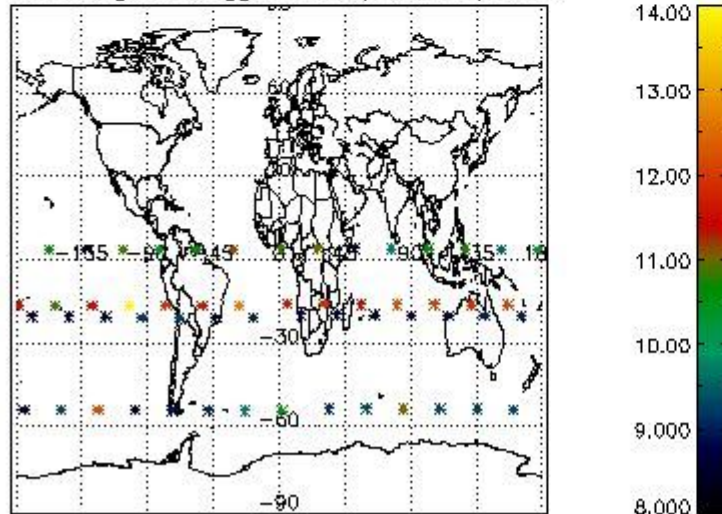
Percentage of flagged data per O3 profile



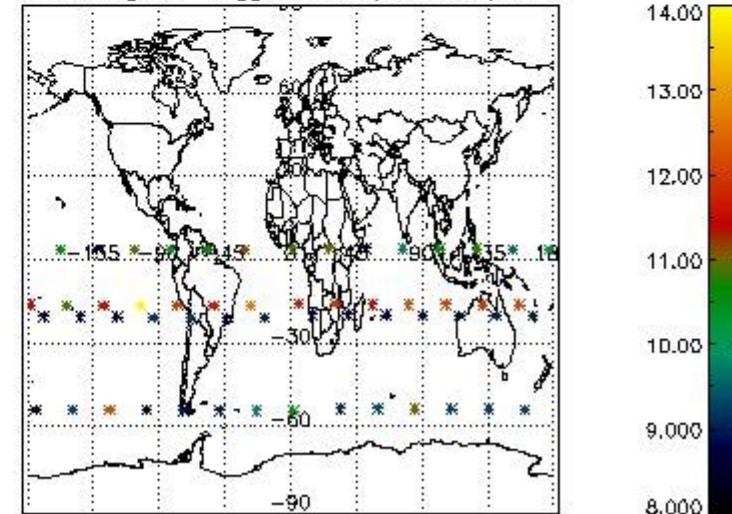
Percentage of flagged data per H2O profile



Percentage of flagged data per NO2 profile



Percentage of flagged data per NO3 profile

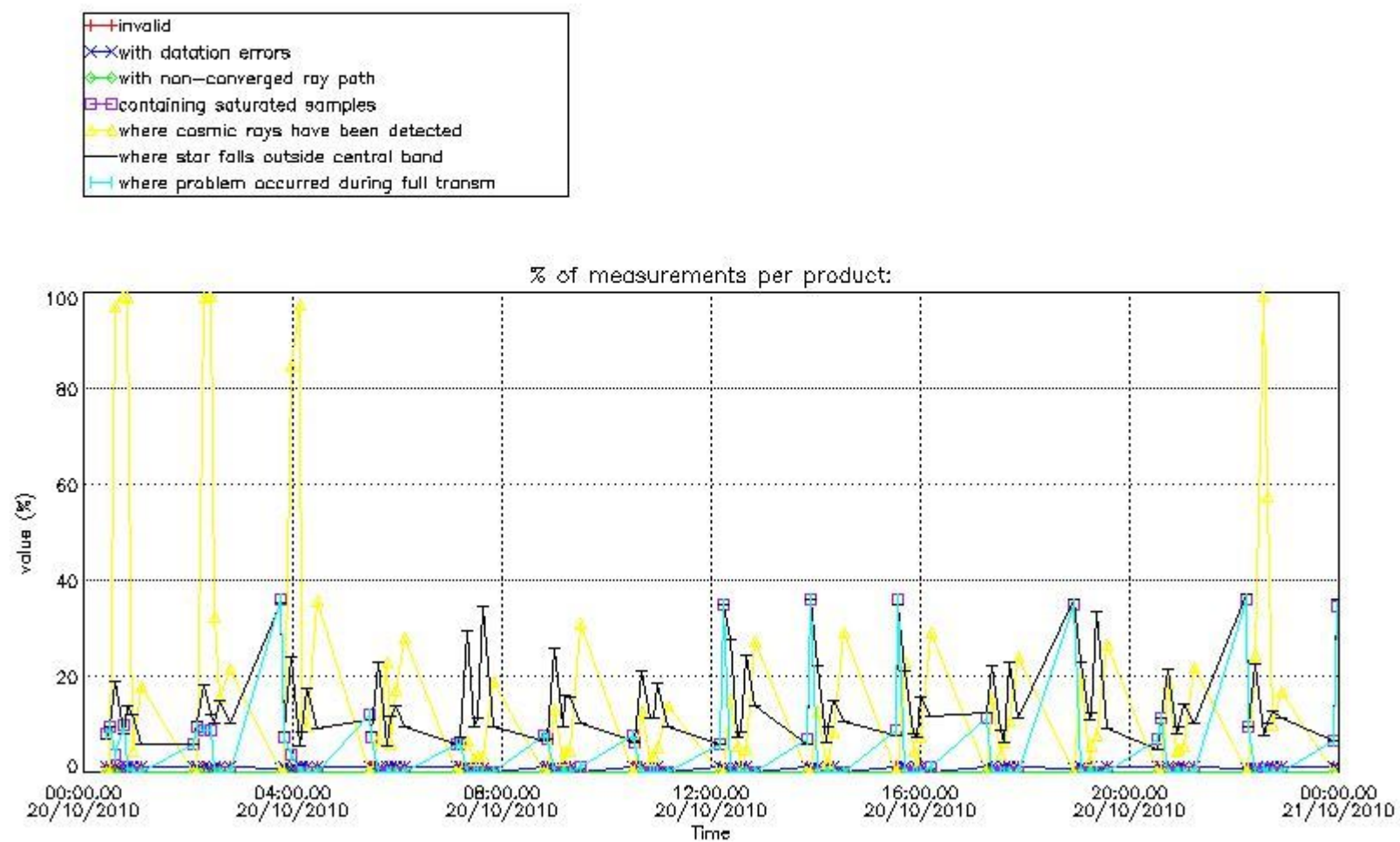


#### 4. Level 1 quality information per product

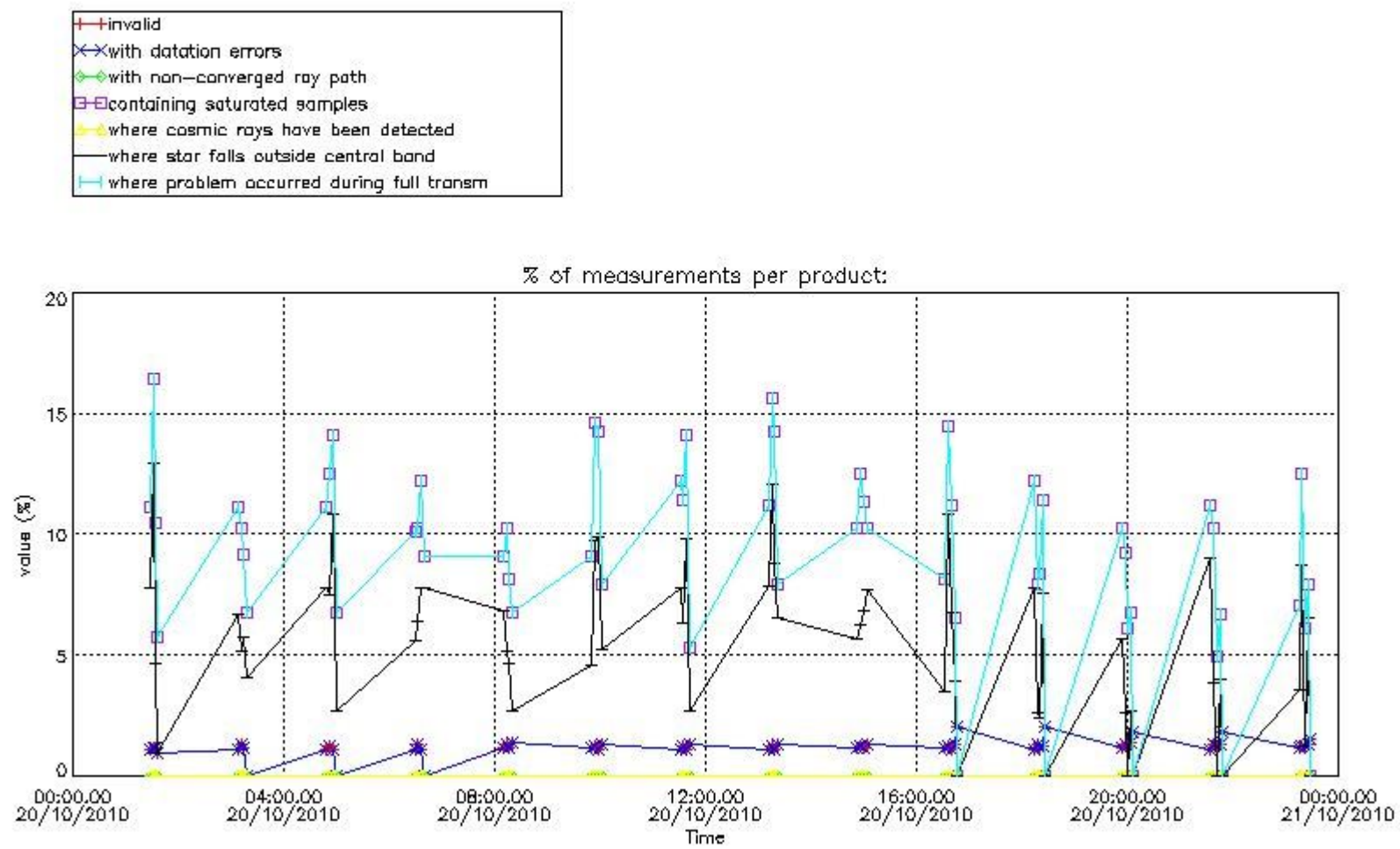
In this section it is plotted some information contained in the Quality Summary data set of the level 2 products that comes from the level 1b processing. Products without errors (error flag in the MPH set to "0") are used.

##### 4.1 Plot quality information per product (time dependant) coming from level 1b processing

###### 4.1.1 Plot level 1 quality information per product (time dependant): ENVISAT ASCENDING passes



4.1.2 Plot level 1 quality information per product (time dependant): ENVI SAT DESCENDING passes

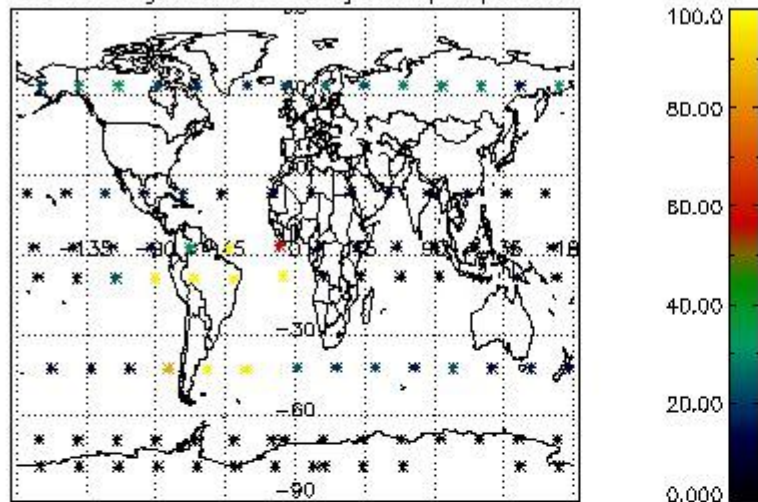


*4.2 Plot quality information per product coming from level 1b processing (world map)*

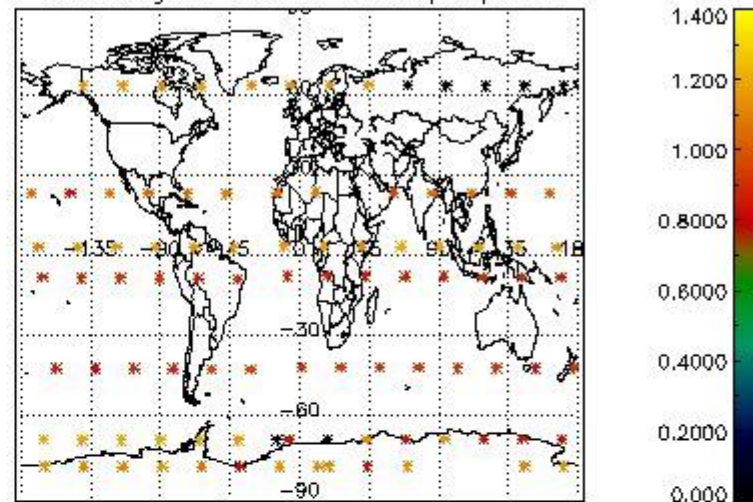
*4.2.1 Plot level 1 quality information per product (world map): ENVISAT ASCENDING passes*



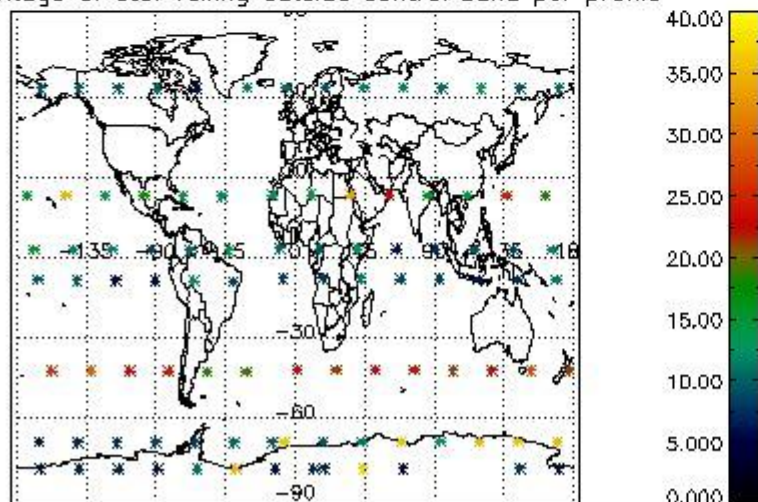
Percentage of cosmic ray hits per profile



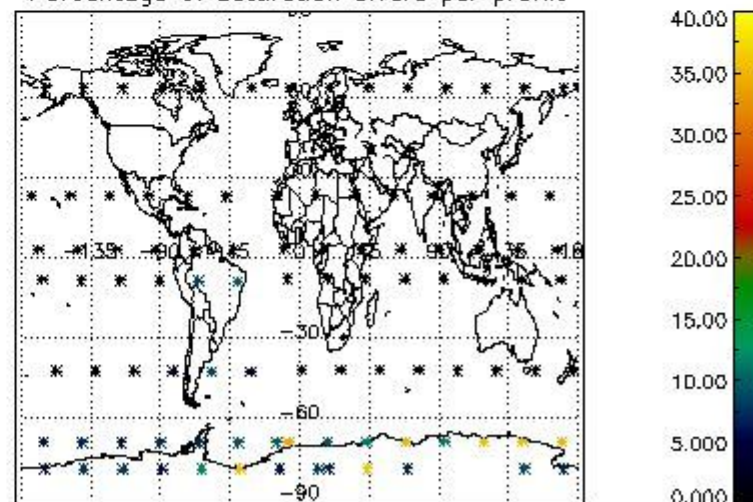
Percentage of datation errors per profile



Percentage of star falling outside central band per profile

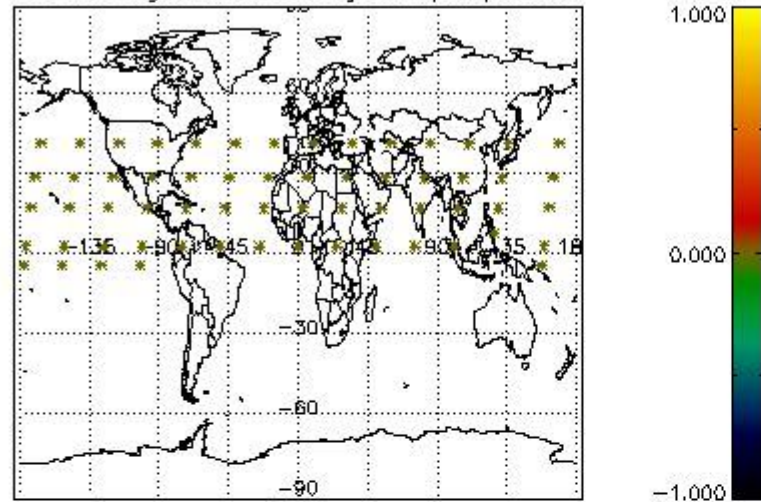


Percentage of saturation errors per profile

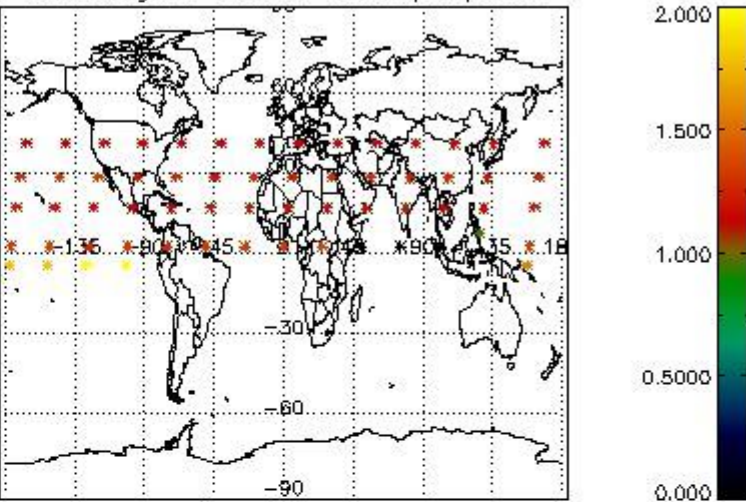


4.2.2 Plot level 1 quality information per product (world map): ENVISAT DESCENDING passes

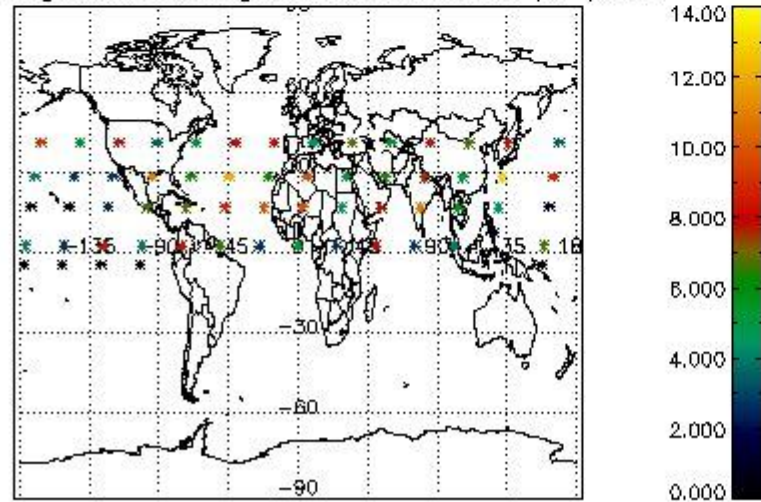
Percentage of cosmic ray hits per profile



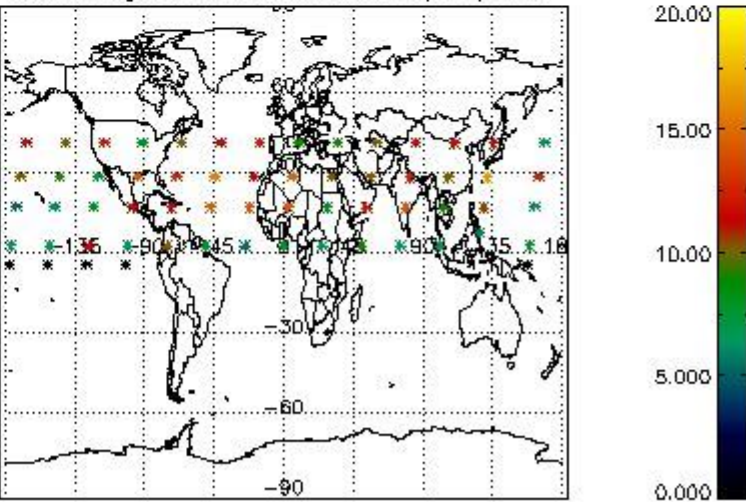
Percentage of datation errors per profile



Percentage of star falling outside central band per profile



Percentage of saturation errors per profile



## 5. Trace gas profiles

### 5.1 Ozone statistics based on quality of products

The final quality of the products can be "measured" using the STD (Standard Deviation) attached to every point profile. This information is written to the parameter GOM\_NL\_\_2P/NL\_LOCAL\_SPECIES\_DENSITY/o3\_std of the level 2 products. The table below shows the statistics for given STD ranges.

The statistics are given with respect to the overall valid production:

- Products without fatal errors: GOM\_NL\_\_2P/MPH/PRODUCT\_ERR=0
- Valid point profile: GOM\_NL\_\_2P/NL\_LOCAL\_SPECIES\_DENSITY/pcd(0)=0

The 'Criteria' is applied to valid points of dark limb products:

- Products in dark limb illumination condition: GOM\_NL\_\_2P/NL\_SUMMARY\_QUALITY/obs\_ill\_cond=0
- Products without fatal errors: GOM\_NL\_\_2P/MPH/PRODUCT\_ERR=0
- Valid point profile: GOM\_NL\_\_2P/NL\_LOCAL\_SPECIES\_DENSITY/pcd(0)=0

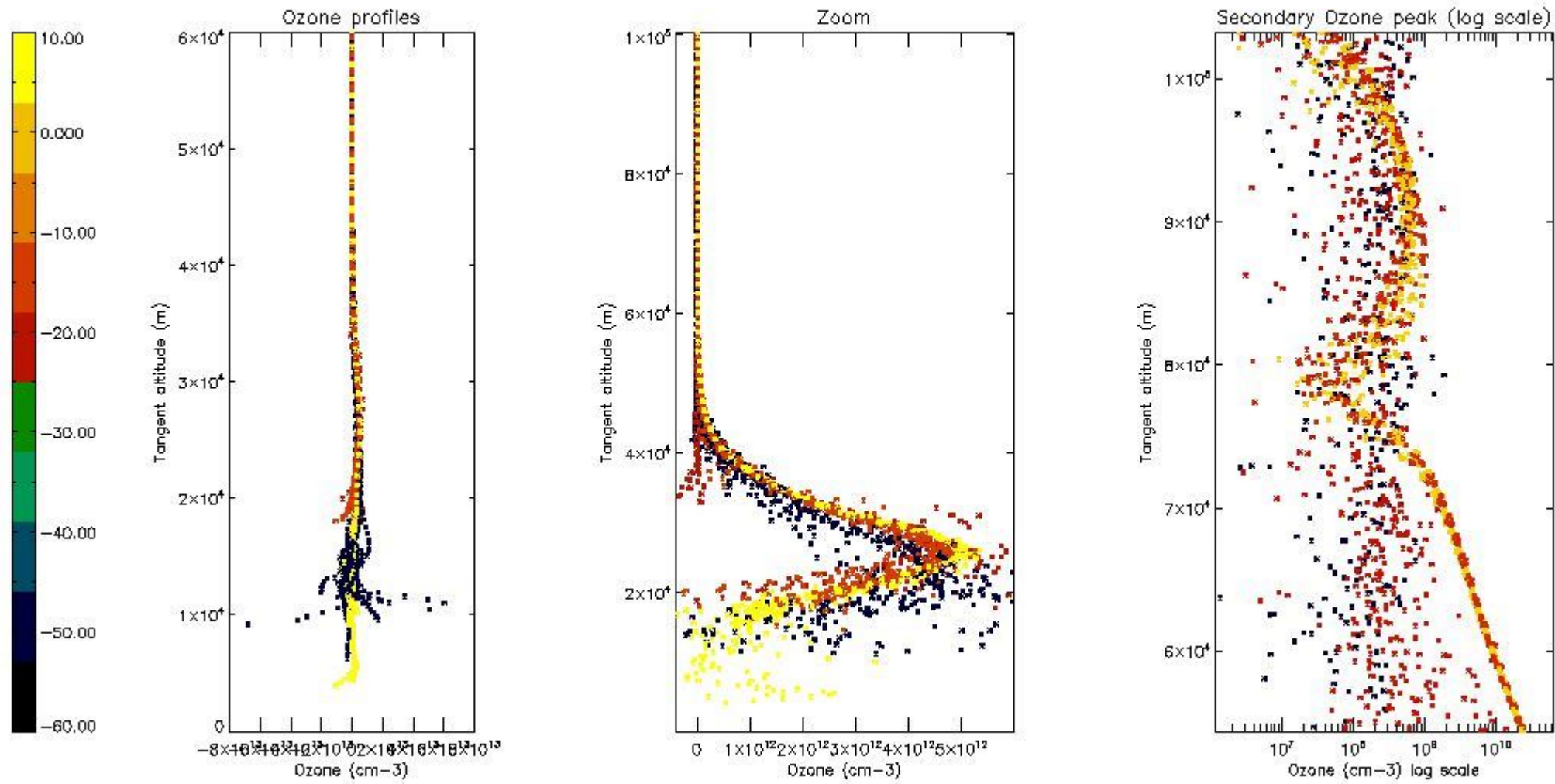
So, the table below shows the percentage of dark limb and valid observations for each criteria with respect to the overall valid daily observations.

Criteria	% of total production
All STD	41
STD < 20	20

STD < 10	16
STD < 5	10

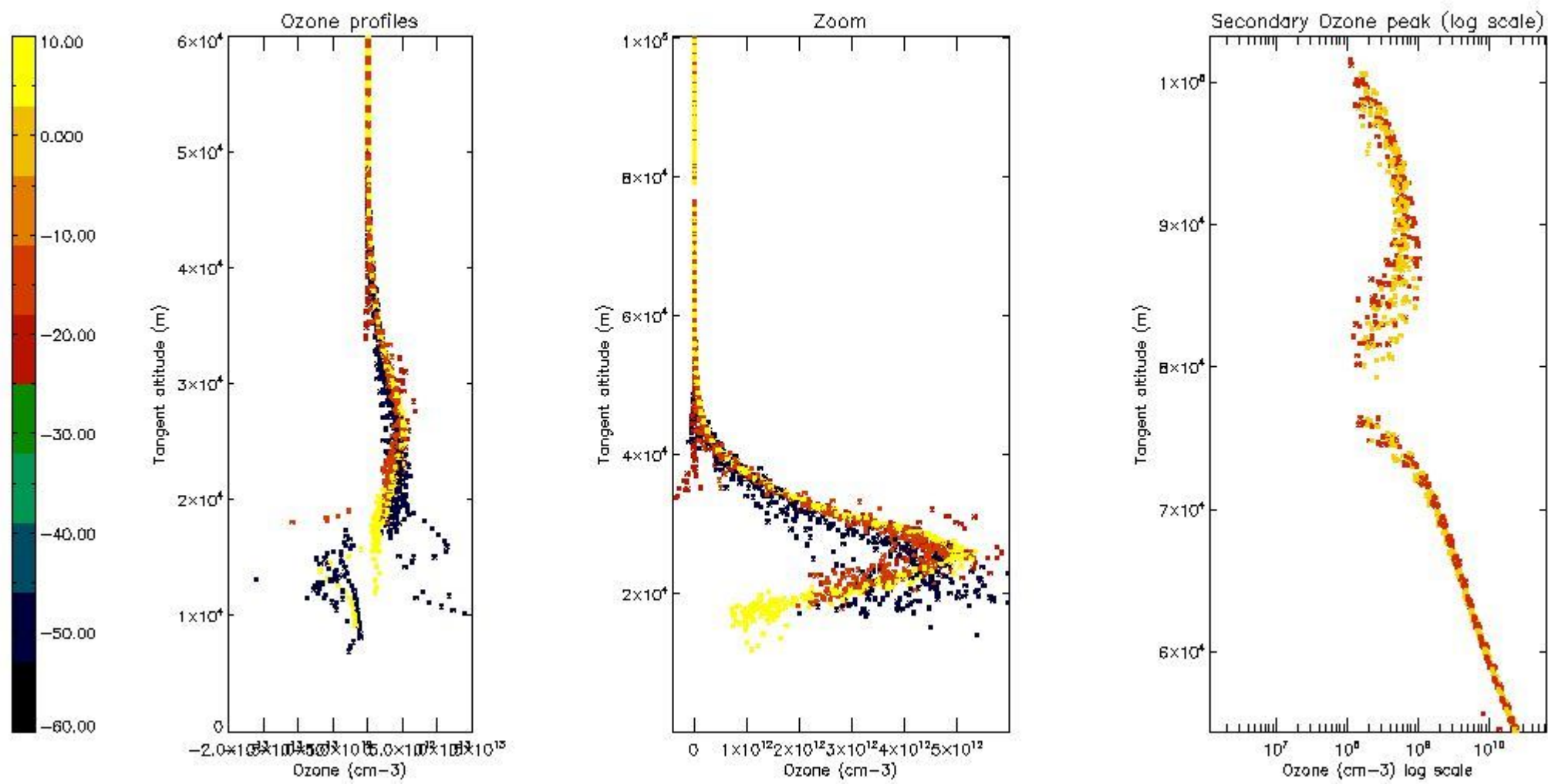
5.2 Plot ozone profiles for all STD (dark without errors)

The colorbar represents the latitude.



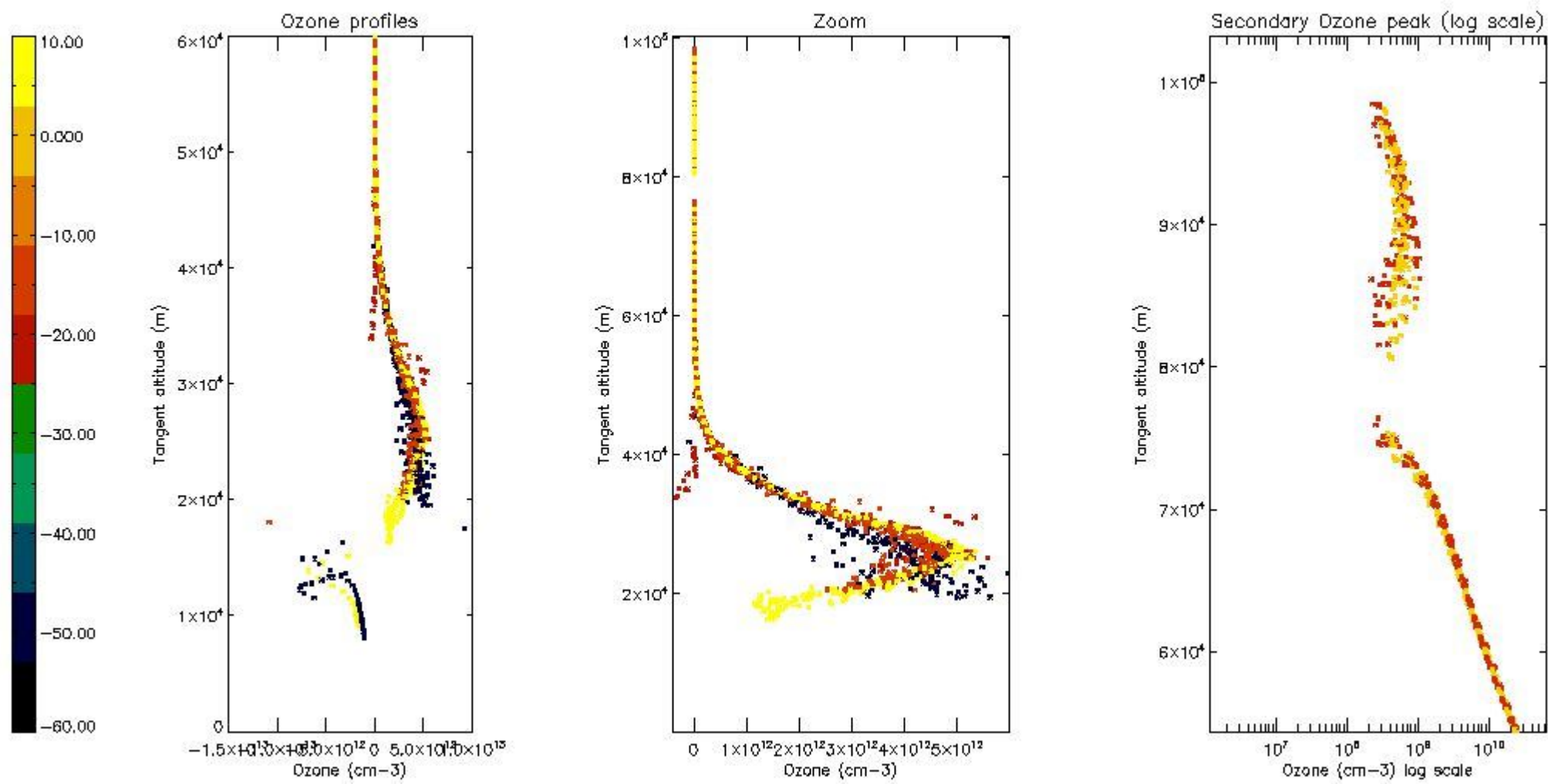
5.3 Plot ozone profiles where STD < 20% (dark without errors)

The colorbar represents the latitude.



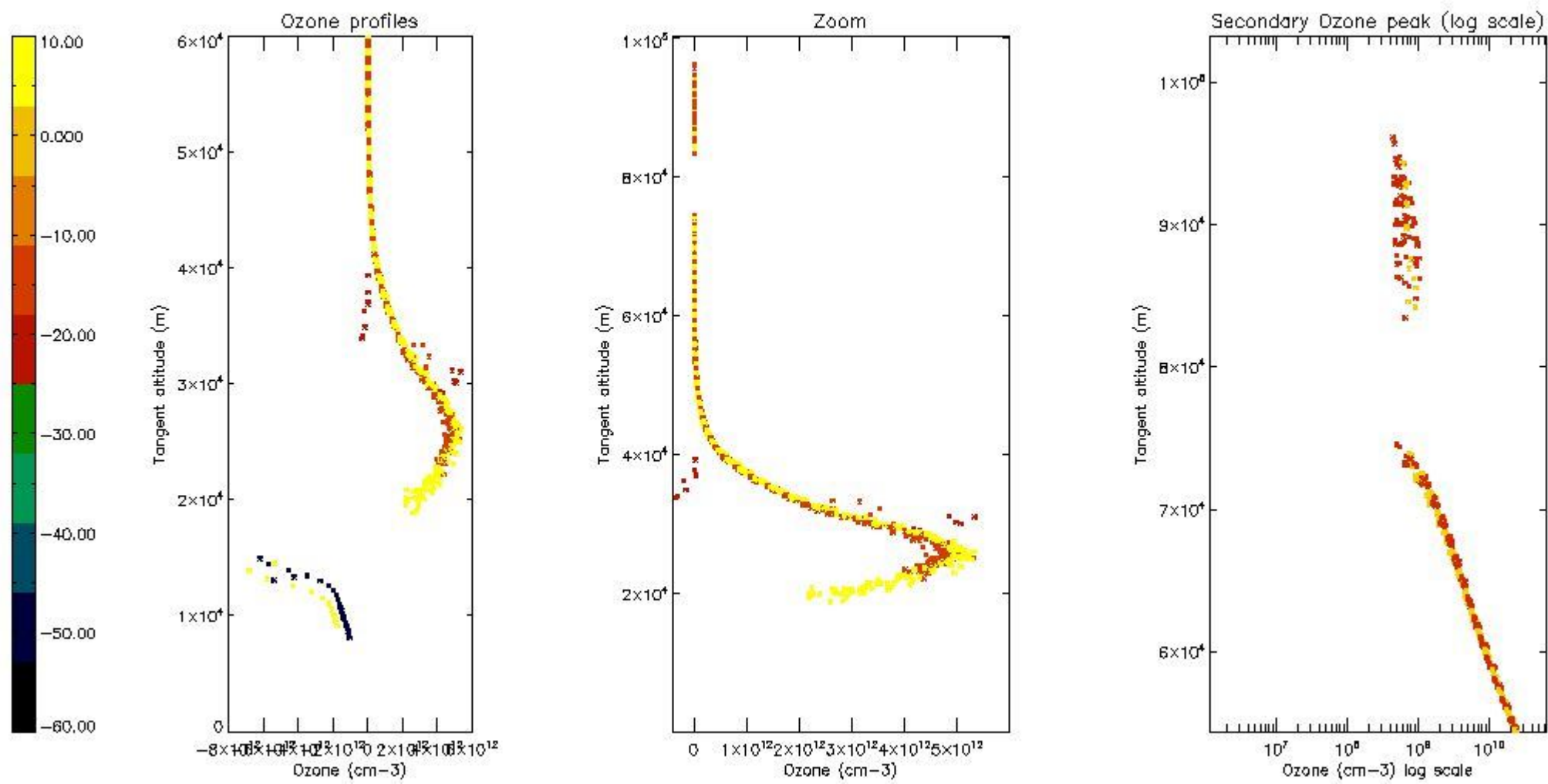
*5.4 Plot ozone profiles where STD < 10% (dark without errors)*

The colorbar represents the latitude.



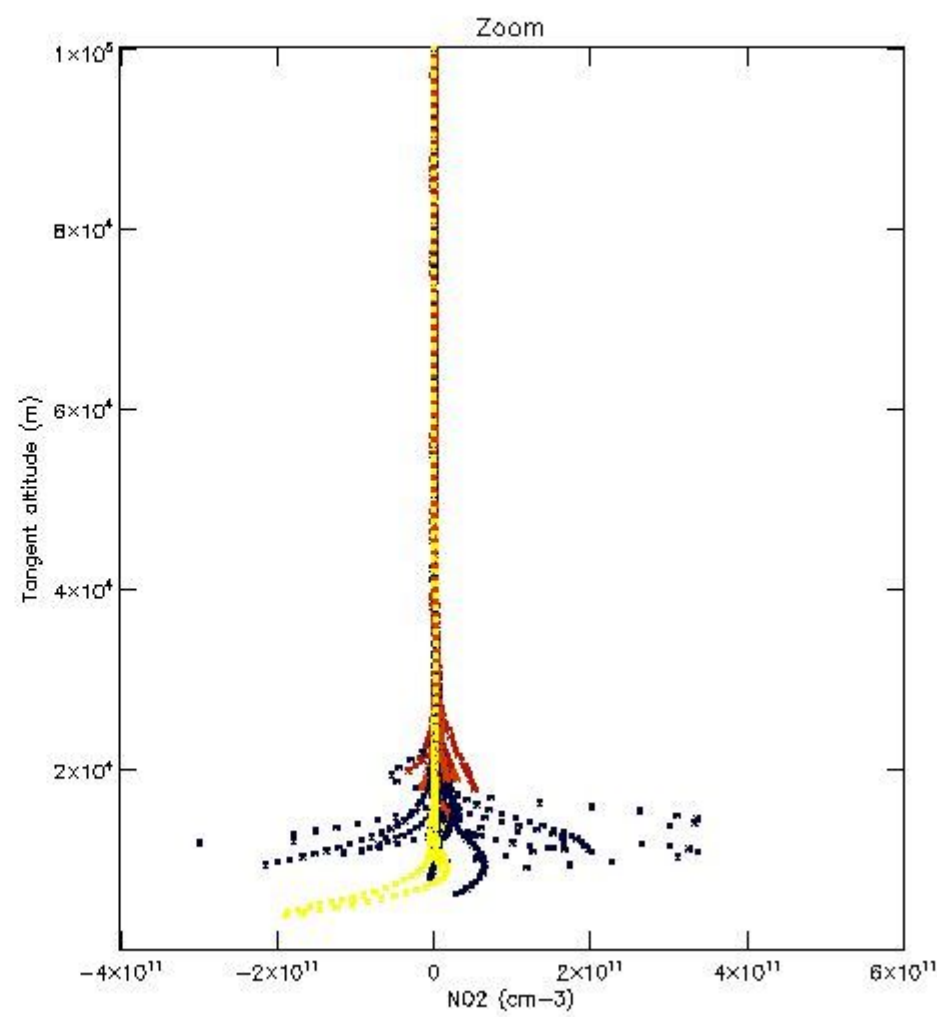
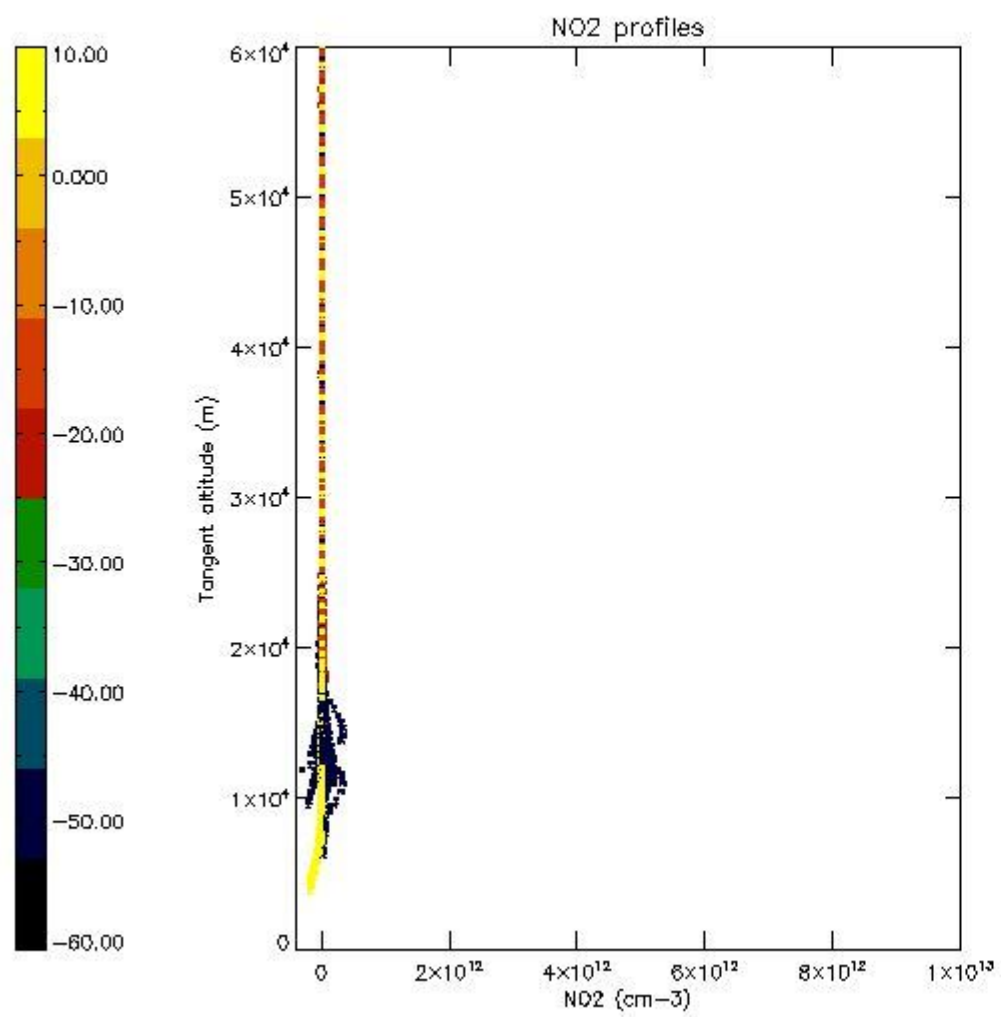
*5.5 Plot ozone profiles where STD < 5% (dark without errors)*

The colorbar represents the latitude.



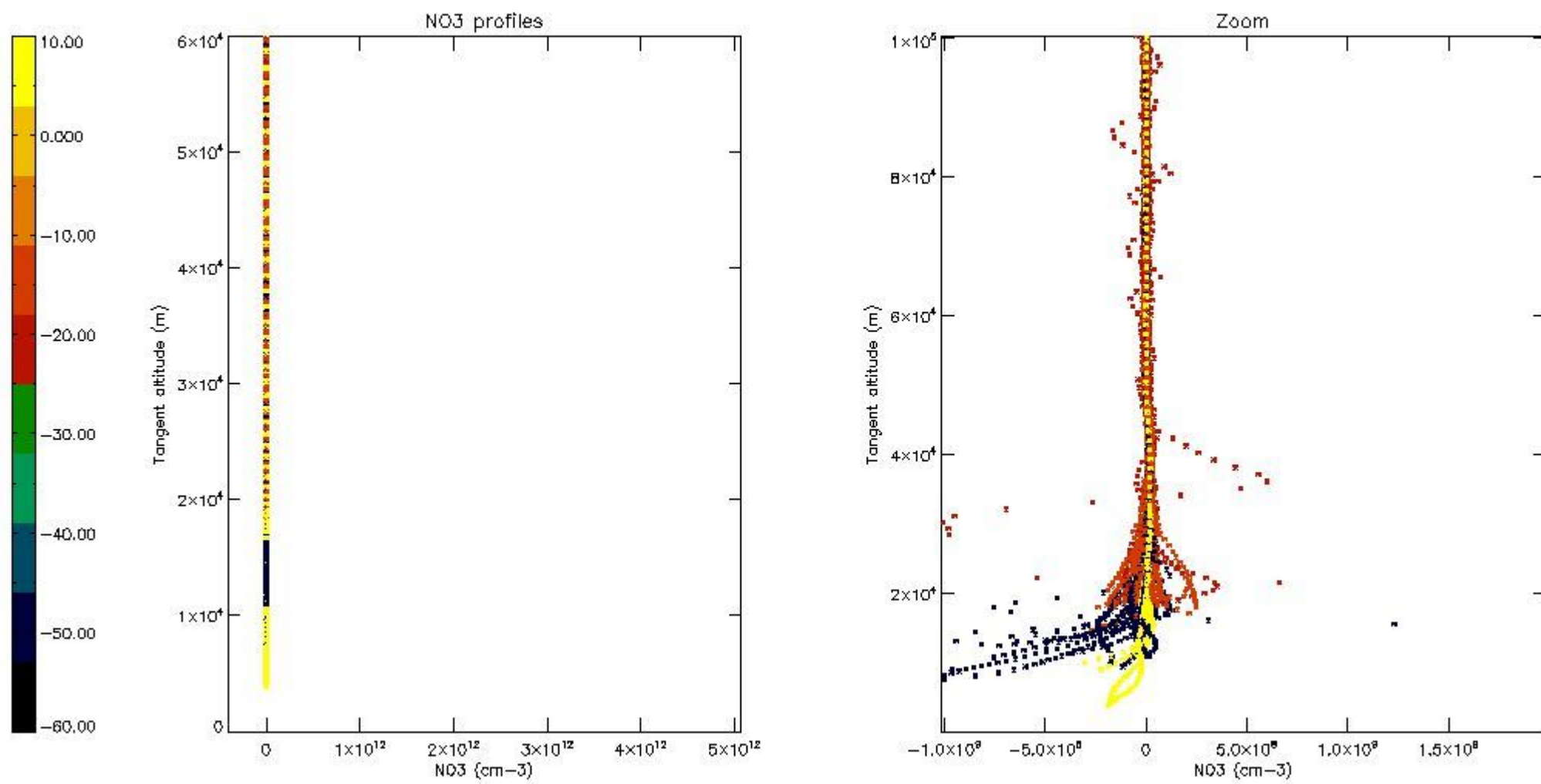
*5.6 Plot NO<sub>2</sub> profiles for all STD (dark without errors)*

The colorbar represents the latitude.



*5.7 Plot NO3 profiles for all STD (dark without errors)*

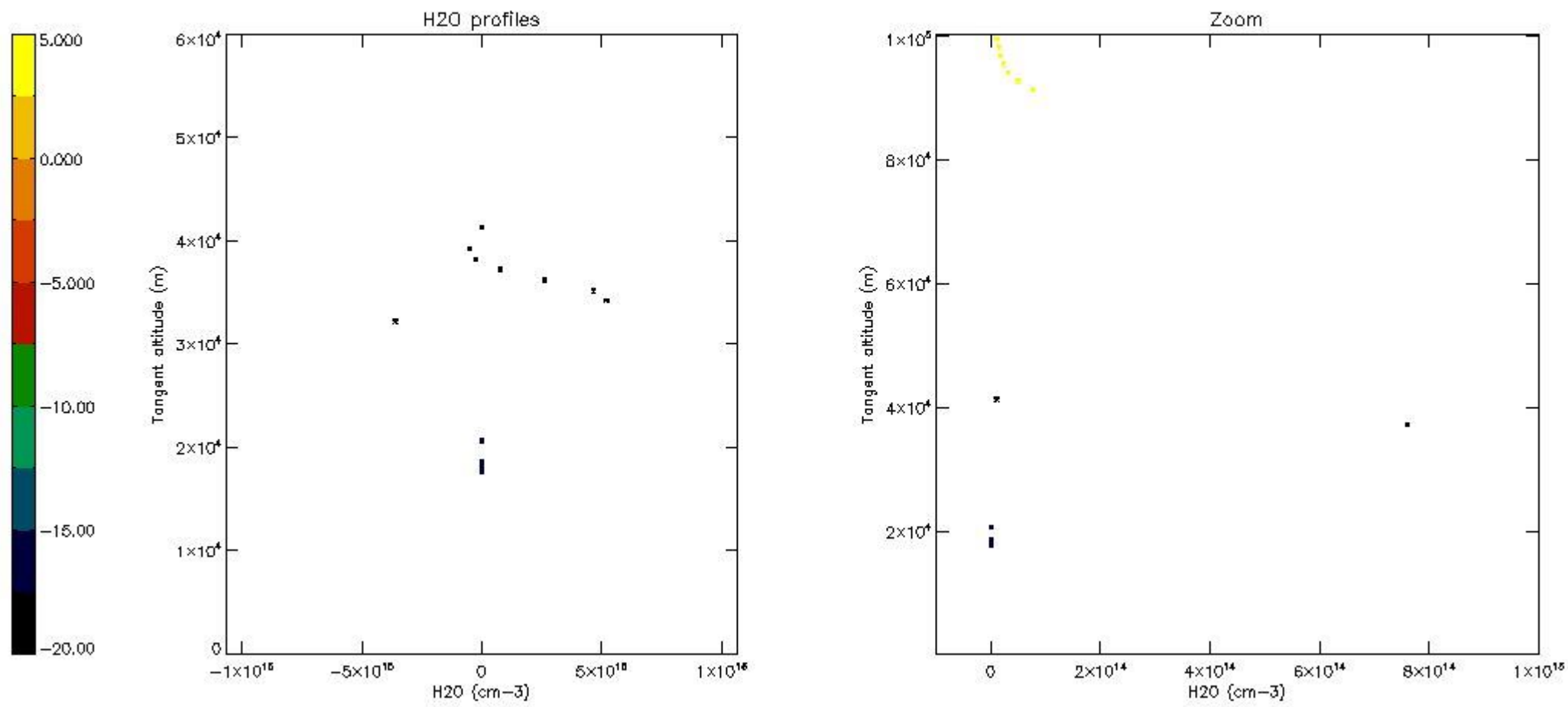
The colorbar represents the latitude.



5.8 Plot H<sub>2</sub>O profiles for all STD (only for occultations of stars 1,2,3,4,13,14,16,26,63 dark without errors)

The colorbar represents the latitude.





## 6. Auxiliary Data Files used for the production reported in section 2

The number reported in the third column indicates since which file (see list in section 2) the corresponding auxiliary file has been used. The fourth column is the date of those product files.

Type	Auxiliary Filename	Used since product	Used since product date
INST_PHYS_CHARACTERISTICS	GOM_INS_AXVIEC20091111_143220_20030716_120000_20500101_000000	1	20-OCT-2010 00:25:42
LEVEL-2_PROC_CONFIG	GOM_PR2_AXVIEC20091111_152718_20020301_000000_20500101_000000	1	20-OCT-2010 00:25:42
CROSS_SECTIONS_FILE	GOM_CRS_AXVIEC20091111_154832_20020301_000000_20500101_000000	1	20-OCT-2010 00:25:42

# GOMOS Level 2 Daily Report

## SUMMARY

### [1. General Info](#)

### [2. Summary of processed GOM\\_NL\\_2P products](#)

### [3. Level 2 Quality information per product](#)

#### [3.1 Plot of level 2 quality information per product \(time dependant\)](#)

#### [3.2 Plot of level 2 quality information per product \(world map\)](#)

### [4. Level 1 Quality information per product \(stored on level 2 products\)](#)

#### [4.1 Plot of level 1 quality information per product \(time dependant\)](#)

##### [4.1.1 Plot of level 1 quality information per product \(time dependant\): ASCENDING](#)

##### [4.1.2 Plot of level 1 quality information per product \(time dependant\): DESCENDING](#)

#### [4.2 Plot of level 1 quality information per product \(world map\)](#)

##### [4.2.1 Plot of level 1 quality information per product \(world map\): ASCENDING](#)

##### [4.2.2 Plot of level 1 quality information per product \(world map\): DESCENDING](#)

### [5. Ozone profiles based on quality statistics and other trace gas profiles](#)

#### [5.1 Ozone statistics based on quality of products](#)

#### [5.2 Plot ozone profiles for all STD \(dark without errors\)](#)

#### [5.3 Plot ozone profiles where STD < 20% \(dark without errors\)](#)

#### [5.4. Plot ozone profiles where STD < 10% \(dark without errors\)](#)

#### [5.5. Plot ozone profiles where STD < 5% \(dark without errors\)](#)

#### [5.6 Plot NO2 profiles for all STD \(dark without errors\)](#)

#### [5.7 Plot NO3 profiles for all STD \(dark without errors\)](#)

#### [5.8 Plot H2O profiles \(only for occultations of stars 1,2,3,4,13,14,16,26,63 dark without errors\) for all STD](#)

### [6. Auxiliary Data Files used for the production reported in section 2](#)

This report presents the daily analysis on parameters extracted from GOMOS level 2 data (GOM\_NL\_\_2P). It is intended to monitor some important parameters that will impact the quality of these products. A list of level 2 products (and content) that have arrived during the reporting day to the PCF is also given.

Item	Value
Time of report generation	29APR2013 16:06:16
Data source version	GOMOS/6.01
Start time of products	20-10-2010 (20OCT2010 00:00:00)
Stop time of products	21-10-2010 (21OCT2010 00:00:00)
Store outputs in DB	Yes
Nb of level 2 prods	159
Nb of prods with errors	0

## 2. Summary of processed GOM\_NL\_\_2P products.

Nr	Filename	UTC Start time	Limb	Duration	Star Id	Star Name	Star Mag	Star Temp	Nb Meas	Orbit	Prod. error
1	GOM_NL__2PRFIN20101020_002542_000000452094_00016_45160_0627.N1	20-OCT-2010 00:25:42	Bright	44.500	166	17Eps Leo	2.9800	6000.0	89	45160	No
2	GOM_NL__2PRFIN20101020_002904_000000432094_00016_45160_0628.N1	20-OCT-2010 00:29:04	Bright	42.500	22	32Alp Leo	1.3600	15200.	85	45160	No
3	GOM_NL__2PRFIN20101020_003649_000000532094_00016_45160_0629.N1	20-OCT-2010 00:36:49	Dark	52.500	48	30Alp Hya	1.9770	4100.0	105	45160	No
4	GOM_NL__2PRFIN20101020_004620_000000562094_00016_45160_0630.N1	20-OCT-2010 00:46:20	Dark	56.000	132	15Rho Pup	2.8030	6900.0	112	45160	No
5	GOM_NL__2PRFIN20101020_004934_000000442094_00017_45161_0712.N1	20-OCT-2010 00:49:34	Dark	44.000	34	Gam2Vel	1.7930	23000.	88	45161	No
6	GOM_NL__2PRFIN20101020_005513_000000462094_00017_45161_0713.N1	20-OCT-2010 00:55:13	Dark	45.500	2	Alp Car	-0.73600	7000.0	91	45161	No
7	GOM_NL__2PRFIN20101020_010641_000000422094_00017_45161_0714.N1	20-OCT-2010 01:06:41	Straylight	42.000	157	The1Eri	2.9060	9300.0	84	45161	No
8	GOM_NL__2PRFIN20101020_012732_000000452094_00017_45161_0715.N1	20-OCT-2010 01:27:32	Bright	45.000	105	6Bet Ari	2.6450	8900.0	90	45161	No
9	GOM_NL__2PRFIN20101020_013107_000000432094_00017_45161_0716.N1	20-OCT-2010 01:31:07	Bright	42.500	53	43Bet And	2.0480	3300.0	85	45161	No
10	GOM_NL__2PRFIN20101020_013420_000000432094_00017_45161_0717.N1	20-OCT-2010 01:34:20	Bright	43.000	73	57Gam1And	2.2600	13100.	86	45161	No
11	GOM_NL__2PRFIN20101020_013655_000000522094_00017_45161_0718.N1	20-OCT-2010 01:36:55	Bright	52.000	79	26Bet Per	2.3100	13100.	104	45161	No
12	GOM_NL__2PRFIN20101020_020619_000000442094_00017_45161_0719.N1	20-OCT-2010 02:06:19	Bright	43.500	166	17Eps Leo	2.9800	6000.0	87	45161	No
13	GOM_NL__2PRFIN20101020_020940_000000432094_00017_45161_0720.N1	20-OCT-2010 02:09:40	Bright	43.000	22	32Alp Leo	1.3600	15200.	86	45161	No
14	GOM_NL__2PRFIN20101020_021726_000000522094_00017_45161_0721.N1	20-OCT-2010 02:17:26	Dark	52.000	48	30Alp Hya	1.9770	4100.0	104	45161	No
15	GOM_NL__2PRFIN20101020_022657_000000592094_00017_45161_0722.N1	20-OCT-2010 02:26:57	Dark	58.500	132	15Rho Pup	2.8030	6900.0	117	45161	No
16	GOM_NL__2PRFIN20101020_023011_000000442094_00018_45162_0721.N1	20-OCT-2010 02:30:11	Dark	43.500	34	Gam2Vel	1.7930	23000.	87	45162	No
17	GOM_NL__2PRFIN20101020_023550_000000482094_00018_45162_0722.N1	20-OCT-2010 02:35:50	Dark	47.500	2	Alp Car	-0.73600	7000.0	95	45162	No
18	GOM_NL__2PRFIN20101020_024717_000000452094_00018_45162_0723.N1	20-OCT-2010 02:47:17	Straylight	44.500	157	The1Eri	2.9060	9300.0	89	45162	No
19	GOM_NL__2PRFIN20101020_030807_000000452094_00018_45162_0724.N1	20-OCT-2010 03:08:07	Bright	45.000	105	6Bet Ari	2.6450	8900.0	90	45162	No
20	GOM_NL__2PRFIN20101020_031143_000000392094_00018_45162_0725.N1	20-OCT-2010 03:11:43	Bright	39.000	53	43Bet And	2.0480	3300.0	78	45162	No
21	GOM_NL__2PRFIN20101020_031456_000000442094_00018_45162_0726.N1	20-OCT-2010 03:14:56	Bright	43.500	73	57Gam1And	2.2600	13100.	87	45162	No
22	GOM_NL__2PRFIN20101020_031856_000000372094_00018_45162_0727.N1	20-OCT-2010 03:18:56	Bright	37.000	110	37Del Cas	2.6780	8900.0	74	45162	No
23	GOM_NL__2PRFIN20101020_034655_000000642094_00018_45162_0728.N1	20-OCT-2010 03:46:55	Bright	64.000	166	17Eps Leo	2.9800	6000.0	128	45162	No
24	GOM_NL__2PRFIN20101020_035017_000000422094_00018_45162_0729.N1	20-OCT-2010 03:50:17	Bright	42.000	22	32Alp Leo	1.3600	15200.	84	45162	No
25	GOM_NL__2PRFIN20101020_035803_000000562094_00018_45162_0730.N1	20-OCT-2010 03:58:03	Dark	56.000	48	30Alp Hya	1.9770	4100.0	112	45162	No
26	GOM_NL__2PRFIN20101020_040734_000000552094_00018_45162_0731.N1	20-OCT-2010 04:07:34	Dark	55.000	132	15Rho Pup	2.8030	6900.0	110	45162	No
27	GOM_NL__2PRFIN20101020_041047_000000432094_00019_45163_0733.N1	20-OCT-2010 04:10:47	Dark	42.500	34	Gam2Vel	1.7930	23000.	85	45163	No
28	GOM_NL__2PRFIN20101020_041627_000000492094_00019_45163_0734.N1	20-OCT-2010 04:16:27	Dark	48.500	2	Alp Car	-0.73600	7000.0	97	45163	No
29	GOM_NL__2PRFIN20101020_042754_000000442094_00019_45163_0735.N1	20-OCT-2010 04:27:54	Straylight	43.500	157	The1Eri	2.9060	9300.0	87	45163	No
30	GOM_NL__2PRFIN20101020_044843_000000452094_00019_45163_0736.N1	20-OCT-2010 04:48:43	Bright	45.000	105	6Bet Ari	2.6450	8900.0	90	45163	No
31	GOM_NL__2PRFIN20101020_045219_000000402094_00019_45163_0737.N1	20-OCT-2010 04:52:19	Bright	40.000	53	43Bet And	2.0480	3300.0	80	45163	No
32	GOM_NL__2PRFIN20101020_045531_000000462094_00019_45163_0738.N1	20-OCT-2010 04:55:31	Bright	46.000	73	57Gam1And	2.2600	13100.	92	45163	No
33	GOM_NL__2PRFIN20101020_045931_000000372094_00019_45163_0739.N1	20-OCT-2010 04:59:31	Bright	37.000	110	37Del Cas	2.6780	8900.0	74	45163	No
34	GOM_NL__2PRFIN20101020_052731_000000472094_00019_45163_0740.N1	20-OCT-2010 05:27:31	Bright	46.500	166	17Eps Leo	2.9800	6000.0	93	45163	No
35	GOM_NL__2PRFIN20101020_053053_000000422094_00019_45163_0741.N1	20-OCT-2010 05:30:53	Bright	42.000	22	32Alp Leo	1.3600	15200.	84	45163	No
36	GOM_NL__2PRFIN20101020_053840_000000572094_00019_45163_0742.N1	20-OCT-2010 05:38:40	Dark	56.500	48	30Alp Hya	1.9770	4100.0	113	45163	No
37	GOM_NL__2PRFIN20101020_054812_000000552094_00019_45163_0743.N1	20-OCT-2010 05:48:12	Dark	55.000	132	15Rho Pup	2.8030	6900.0	110	45163	No
38	GOM_NL__2PRFIN20101020_055124_000000442094_00020_45164_0743.N1	20-OCT-2010 05:51:24	Dark	43.500	34	Gam2Vel	1.7930	23000.	87	45164	No
39	GOM_NL__2PRFIN20101020_055704_000000472094_00020_45164_0744.N1	20-OCT-2010 05:57:04	Dark	46.500	2	Alp Car	-0.73600	7000.0	93	45164	No
40	GOM_NL__2PRFIN20101020_060830_000000432094_00020_45164_0745.N1	20-OCT-2010 06:08:30	Straylight	43.000	157	The1Eri	2.9060	9300.0	86	45164	No
41	GOM_NL__2PRFIN20101020_062918_000000452094_00020_45164_0746.N1	20-OCT-2010 06:29:18	Bright	44.500	105	6Bet Ari	2.6450	8900.0	89	45164	No
42	GOM_NL__2PRFIN20101020_063254_000000392094_00020_45164_0747.N1	20-OCT-2010 06:32:54	Bright	39.000	53	43Bet And	2.0480	3300.0	78	45164	No

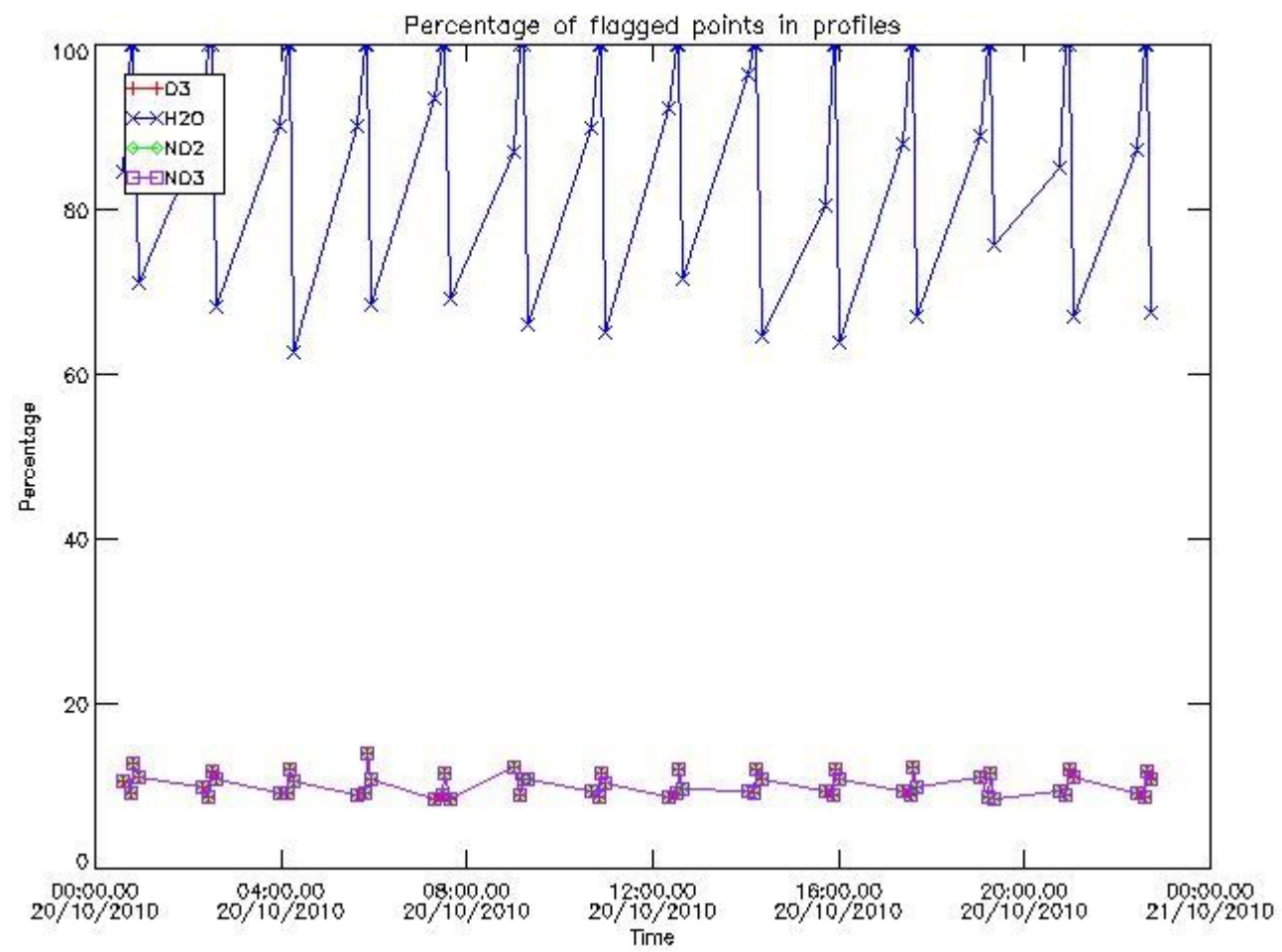
43	GOM_NL__2PRFIN20101020_063606_000000452094_00020_45164_0748.N1	20-OCT-2010 06:36:06	Bright	45.000	73	57Gam1And	2.2600	13100.	90	45164	No
44	GOM_NL__2PRFIN20101020_064007_000000392094_00020_45164_0749.N1	20-OCT-2010 06:40:07	Bright	38.500	110	37Del Cas	2.6780	8900.0	77	45164	No
45	GOM_NL__2PRFIN20101020_070807_000000442094_00020_45164_0750.N1	20-OCT-2010 07:08:07	Bright	43.500	166	17Eps Leo	2.9800	6000.0	87	45164	No
46	GOM_NL__2PRFIN20101020_071129_000000422094_00020_45164_0751.N1	20-OCT-2010 07:11:29	Bright	42.000	22	32Alp Leo	1.3600	15200.	84	45164	No
47	GOM_NL__2PRFIN20101020_071917_000000612094_00020_45164_0752.N1	20-OCT-2010 07:19:17	Dark	61.000	48	30Alp Hya	1.9770	4100.0	122	45164	No
48	GOM_NL__2PRFIN20101020_072849_000000582094_00020_45164_0753.N1	20-OCT-2010 07:28:49	Dark	57.500	132	15Rho Pup	2.8030	6900.0	115	45164	No
49	GOM_NL__2PRFIN20101020_073201_000000442094_00021_45165_0759.N1	20-OCT-2010 07:32:01	Dark	44.000	34	Gam2Vel	1.7930	23000.	88	45165	No
50	GOM_NL__2PRFIN20101020_073740_000000612094_00021_45165_0760.N1	20-OCT-2010 07:37:40	Dark	60.500	2	Alp Car	-0.73600	7000.0	121	45165	No
51	GOM_NL__2PRFIN20101020_074907_000000432094_00021_45165_0761.N1	20-OCT-2010 07:49:07	Straylight	42.500	157	The1Eri	2.9060	9300.0	85	45165	No
52	GOM_NL__2PRFIN20101020_080954_000000442094_00021_45165_0762.N1	20-OCT-2010 08:09:54	Bright	44.000	105	6Bet Ari	2.6450	8900.0	88	45165	No
53	GOM_NL__2PRFIN20101020_081330_000000392094_00021_45165_0763.N1	20-OCT-2010 08:13:30	Bright	39.000	53	43Bet And	2.0480	3300.0	78	45165	No
54	GOM_NL__2PRFIN20101020_081642_000000432094_00021_45165_0764.N1	20-OCT-2010 08:16:42	Bright	43.000	73	57Gam1And	2.2600	13100.	86	45165	No
55	GOM_NL__2PRFIN20101020_082043_000000372094_00021_45165_0765.N1	20-OCT-2010 08:20:43	Bright	37.000	110	37Del Cas	2.6780	8900.0	74	45165	No
56	GOM_NL__2PRFIN20101020_084843_000000452094_00021_45165_0766.N1	20-OCT-2010 08:48:43	Bright	45.000	166	17Eps Leo	2.9800	6000.0	90	45165	No
57	GOM_NL__2PRFIN20101020_085206_000000432094_00021_45165_0767.N1	20-OCT-2010 08:52:06	Bright	42.500	22	32Alp Leo	1.3600	15200.	85	45165	No
58	GOM_NL__2PRFIN20101020_085953_000000582094_00021_45165_0768.N1	20-OCT-2010 08:59:53	Dark	58.000	48	30Alp Hya	1.9770	4100.0	116	45165	No
59	GOM_NL__2PRFIN20101020_090926_000000582094_00021_45165_0769.N1	20-OCT-2010 09:09:26	Dark	57.500	132	15Rho Pup	2.8030	6900.0	115	45165	No
60	GOM_NL__2PRFIN20101020_091238_000000472094_00022_45166_0820.N1	20-OCT-2010 09:12:38	Dark	46.500	34	Gam2Vel	1.7930	23000.	93	45166	No
61	GOM_NL__2PRFIN20101020_091817_000000482094_00022_45166_0821.N1	20-OCT-2010 09:18:17	Dark	47.500	2	Alp Car	-0.73600	7000.0	95	45166	No
62	GOM_NL__2PRFIN20101020_092943_000000442094_00022_45166_0822.N1	20-OCT-2010 09:29:43	Straylight	43.500	157	The1Eri	2.9060	9300.0	87	45166	No
63	GOM_NL__2PRFIN20101020_095029_000000442094_00022_45166_0823.N1	20-OCT-2010 09:50:29	Bright	44.000	105	6Bet Ari	2.6450	8900.0	88	45166	No
64	GOM_NL__2PRFIN20101020_095406_000000412094_00022_45166_0824.N1	20-OCT-2010 09:54:06	Bright	41.000	53	43Bet And	2.0480	3300.0	82	45166	No
65	GOM_NL__2PRFIN20101020_095717_000000462094_00022_45166_0825.N1	20-OCT-2010 09:57:17	Bright	45.500	73	57Gam1And	2.2600	13100.	91	45166	No
66	GOM_NL__2PRFIN20101020_100118_000000382094_00022_45166_0826.N1	20-OCT-2010 10:01:18	Bright	38.000	110	37Del Cas	2.6780	8900.0	76	45166	No
67	GOM_NL__2PRFIN20101020_102920_000000452094_00022_45166_0827.N1	20-OCT-2010 10:29:20	Bright	45.000	166	17Eps Leo	2.9800	6000.0	90	45166	No
68	GOM_NL__2PRFIN20101020_103242_000000422094_00022_45166_0828.N1	20-OCT-2010 10:32:42	Bright	41.500	22	32Alp Leo	1.3600	15200.	83	45166	No
69	GOM_NL__2PRFIN20101020_104030_000000552094_00022_45166_0829.N1	20-OCT-2010 10:40:30	Dark	54.500	48	30Alp Hya	1.9770	4100.0	109	45166	No
70	GOM_NL__2PRFIN20101020_105004_000000592094_00022_45166_0830.N1	20-OCT-2010 10:50:04	Dark	58.500	132	15Rho Pup	2.8030	6900.0	117	45166	No
71	GOM_NL__2PRFIN20101020_105314_000000442094_00023_45167_0828.N1	20-OCT-2010 10:53:14	Dark	44.000	34	Gam2Vel	1.7930	23000.	88	45167	No
72	GOM_NL__2PRFIN20101020_105854_000000492094_00023_45167_0829.N1	20-OCT-2010 10:58:54	Dark	49.000	2	Alp Car	-0.73600	7000.0	98	45167	No
73	GOM_NL__2PRFIN20101020_111019_000000432094_00023_45167_0830.N1	20-OCT-2010 11:10:19	Straylight	43.000	157	The1Eri	2.9060	9300.0	86	45167	No
74	GOM_NL__2PRFIN20101020_113105_000000452094_00023_45167_0831.N1	20-OCT-2010 11:31:05	Bright	45.000	105	6Bet Ari	2.6450	8900.0	90	45167	No
75	GOM_NL__2PRFIN20101020_113441_000000402094_00023_45167_0832.N1	20-OCT-2010 11:34:41	Bright	39.500	53	43Bet And	2.0480	3300.0	79	45167	No
76	GOM_NL__2PRFIN20101020_113753_000000462094_00023_45167_0833.N1	20-OCT-2010 11:37:53	Bright	46.000	73	57Gam1And	2.2600	13100.	92	45167	No
77	GOM_NL__2PRFIN20101020_114154_000000382094_00023_45167_0834.N1	20-OCT-2010 11:41:54	Bright	37.500	110	37Del Cas	2.6780	8900.0	75	45167	No
78	GOM_NL__2PRFIN20101020_120956_000000442094_00023_45167_0835.N1	20-OCT-2010 12:09:56	Bright	44.000	166	17Eps Leo	2.9800	6000.0	88	45167	No
79	GOM_NL__2PRFIN20101020_121318_000000602094_00023_45167_0836.N1	20-OCT-2010 12:13:18	Bright	60.000	22	32Alp Leo	1.3600	15200.	120	45167	No
80	GOM_NL__2PRFIN20101020_122107_000000602094_00023_45167_0837.N1	20-OCT-2010 12:21:07	Dark	59.500	48	30Alp Hya	1.9770	4100.0	119	45167	No
81	GOM_NL__2PRFIN20101020_123041_000000562094_00023_45167_0838.N1	20-OCT-2010 12:30:41	Dark	56.000	132	15Rho Pup	2.8030	6900.0	112	45167	No
82	GOM_NL__2PRFIN20101020_123351_000000422094_00024_45168_0845.N1	20-OCT-2010 12:33:51	Dark	42.000	34	Gam2Vel	1.7930	23000.	84	45168	No
83	GOM_NL__2PRFIN20101020_123930_000000532094_00024_45168_0846.N1	20-OCT-2010 12:39:30	Dark	53.000	2	Alp Car	-0.73600	7000.0	106	45168	No
84	GOM_NL__2PRFIN20101020_125056_000000442094_00024_45168_0847.N1	20-OCT-2010 12:50:56	Straylight	44.000	157	The1Eri	2.9060	9300.0	88	45168	No
85	GOM_NL__2PRFIN20101020_131140_000000452094_00024_45168_0848.N1	20-OCT-2010 13:11:40	Bright	44.500	105	6Bet Ari	2.6450	8900.0	89	45168	No
86	GOM_NL__2PRFIN20101020_131517_000000422094_00024_45168_0849.N1	20-OCT-2010 13:15:17	Bright	41.500	53	43Bet And	2.0480	3300.0	83	45168	No
87	GOM_NL__2PRFIN20101020_131828_000000462094_00024_45168_0850.N1	20-OCT-2010 13:18:28	Bright	45.500	73	57Gam1And	2.2600	13100.	91	45168	No
88	GOM_NL__2PRFIN20101020_132230_000000382094_00024_45168_0851.N1	20-OCT-2010 13:22:30	Bright	38.000	110	37Del Cas	2.6780	8900.0	76	45168	No
89	GOM_NL__2PRFIN20101020_135032_000000442094_00024_45168_0852.N1	20-OCT-2010 13:50:32	Bright	44.000	166	17Eps Leo	2.9800	6000.0	88	45168	No
90	GOM_NL__2PRFIN20101020_135355_000000602094_00024_45168_0853.N1	20-OCT-2010 13:53:55	Bright	60.000	22	32Alp Leo	1.3600	15200.	120	45168	No
91	GOM_NL__2PRFIN20101020_140143_000000552094_00024_45168_0854.N1	20-OCT-2010 14:01:43	Dark	54.500	48	30Alp Hya	1.9770	4100.0	109	45168	No
92	GOM_NL__2PRFIN20101020_141119_000000562094_00024_45168_0855.N1	20-OCT-2010 14:11:19	Dark	56.000	132	15Rho Pup	2.8030	6900.0	112	45168	No
93	GOM_NL__2PRFIN20101020_141428_000000432094_00025_45169_0870.N1	20-OCT-2010 14:14:28	Dark	42.500	34	Gam2Vel	1.7930	23000.	85	45169	No
94	GOM_NL__2PRFIN20101020_142007_000000472094_00025_45169_0871.N1	20-OCT-2010 14:20:07	Dark	47.000	2	Alp Car	-0.73600	7000.0	94	45169	No
95	GOM_NL__2PRFIN20101020_143132_000000432094_00025_45169_0872.N1	20-OCT-2010 14:31:32	Straylight	43.000	157	The1Eri	2.9060	9300.0	86	45169	No
96	GOM_NL__2PRFIN20101020_145216_000000442094_00025_45169_0873.N1	20-OCT-2010 14:52:16	Bright	44.000	105	6Bet Ari	2.6450	8900.0	88	45169	No
97	GOM_NL__2PRFIN20101020_145552_000000402094_00025_45169_0874.N1	20-OCT-2010 14:55:52	Bright	40.000	53	43Bet And	2.0480	3300.0	80	45169	No
98	GOM_NL__2PRFIN20101020_145903_000000442094_00025_45169_0875.N1	20-OCT-2010 14:59:03	Bright	44.000	73	57Gam1And	2.2600	13100.	88	45169	No
99	GOM_NL__2PRFIN20101020_150305_000000392094_00025_45169_0876.N1	20-OCT-2010 15:03:05	Bright	39.000	110	37Del Cas	2.6780	8900.0	78	45169	No
100	GOM_NL__2PRFIN20101020_153108_000000452094_00025_45169_0877.N1	20-OCT-2010 15:31:08	Bright	45.000	166	17Eps Leo	2.9800	6000.0	90	45169	No
101	GOM_NL__2PRFIN20101020_153431_000000602094_00025_45169_0878.N1	20-OCT-2010 15:34:31	Bright	60.000	22	32Alp Leo	1.3600	15200.	120	45169	No

102	GOM_NL__2PRFIN20101020_154220_000000552094_00025_45169_0879.N1	20-OCT-2010 15:42:20	Dark	54.500	48	30Alp Hya	1.9770	4100.0	109	45169	No
103	GOM_NL__2PRFIN20101020_155156_000000572094_00025_45169_0880.N1	20-OCT-2010 15:51:56	Dark	57.000	132	15Rho Pup	2.8030	6900.0	114	45169	No
104	GOM_NL__2PRFIN20101020_155504_000000422094_00026_45170_0890.N1	20-OCT-2010 15:55:04	Dark	42.000	34	Gam2Vel	1.7930	23000.	84	45170	No
105	GOM_NL__2PRFIN20101020_160044_000000482094_00026_45170_0891.N1	20-OCT-2010 16:00:44	Dark	47.500	2	Alp Car	-0.73600	7000.0	95	45170	No
106	GOM_NL__2PRFIN20101020_161208_000000432094_00026_45170_0892.N1	20-OCT-2010 16:12:08	Straylight	43.000	157	The1Eri	2.9060	9300.0	86	45170	No
107	GOM_NL__2PRFIN20101020_163251_000000432094_00026_45170_0893.N1	20-OCT-2010 16:32:51	Bright	43.000	105	6Bet Ari	2.6450	8900.0	86	45170	No
108	GOM_NL__2PRFIN20101020_163628_000000422094_00026_45170_0894.N1	20-OCT-2010 16:36:28	Bright	41.500	53	43Bet And	2.0480	3300.0	83	45170	No
109	GOM_NL__2PRFIN20101020_163939_000000452094_00026_45170_0895.N1	20-OCT-2010 16:39:39	Bright	44.500	73	57Gam1And	2.2600	13100.	89	45170	No
110	GOM_NL__2PRFIN20101020_164341_000000382094_00026_45170_0896.N1	20-OCT-2010 16:43:41	Bright	38.000	110	37Del Cas	2.6780	8900.0	76	45170	No
111	GOM_NL__2PRFIN20101020_164543_000000252094_00026_45170_0897.N1	20-OCT-2010 16:45:43	Tw_i_and_stray	25.000	175	39Del Per	3.0100	19400.	50	45170	No
112	GOM_NL__2PRFIN20101020_171507_000000442094_00026_45170_0898.N1	20-OCT-2010 17:15:07	Bright	44.000	22	32Alp Leo	1.3600	15200.	88	45170	No
113	GOM_NL__2PRFIN20101020_172257_000000552094_00026_45170_0899.N1	20-OCT-2010 17:22:57	Dark	54.500	48	30Alp Hya	1.9770	4100.0	109	45170	No
114	GOM_NL__2PRFIN20101020_173234_000000582094_00026_45170_0900.N1	20-OCT-2010 17:32:34	Dark	57.500	132	15Rho Pup	2.8030	6900.0	115	45170	No
115	GOM_NL__2PRFIN20101020_173541_000000422094_00027_45171_0927.N1	20-OCT-2010 17:35:41	Dark	41.500	34	Gam2Vel	1.7930	23000.	83	45171	No
116	GOM_NL__2PRFIN20101020_174120_000000522094_00027_45171_0928.N1	20-OCT-2010 17:41:20	Dark	52.000	2	Alp Car	-0.73600	7000.0	104	45171	No
117	GOM_NL__2PRFIN20101020_175245_000000442094_00027_45171_0929.N1	20-OCT-2010 17:52:45	Straylight	44.000	157	The1Eri	2.9060	9300.0	88	45171	No
118	GOM_NL__2PRFIN20101020_181327_000000452094_00027_45171_0930.N1	20-OCT-2010 18:13:27	Bright	45.000	105	6Bet Ari	2.6450	8900.0	90	45171	No
119	GOM_NL__2PRFIN20101020_181704_000000382094_00027_45171_0931.N1	20-OCT-2010 18:17:04	Bright	38.000	53	43Bet And	2.0480	3300.0	76	45171	No
120	GOM_NL__2PRFIN20101020_182014_000000422094_00027_45171_0932.N1	20-OCT-2010 18:20:14	Bright	42.000	73	57Gam1And	2.2600	13100.	84	45171	No
121	GOM_NL__2PRFIN20101020_182417_000000402094_00027_45171_0933.N1	20-OCT-2010 18:24:17	Bright	39.500	110	37Del Cas	2.6780	8900.0	79	45171	No
122	GOM_NL__2PRFIN20101020_182617_000000252094_00027_45171_0934.N1	20-OCT-2010 18:26:17	Tw_i_and_stray	25.000	175	39Del Per	3.0100	19400.	50	45171	No
123	GOM_NL__2PRFIN20101020_185544_000000602094_00027_45171_0935.N1	20-OCT-2010 18:55:44	Bright	60.000	22	32Alp Leo	1.3600	15200.	120	45171	No
124	GOM_NL__2PRFIN20101020_190334_000000552094_00027_45171_0936.N1	20-OCT-2010 19:03:34	Dark	55.000	48	30Alp Hya	1.9770	4100.0	110	45171	No
125	GOM_NL__2PRFIN20101020_191311_000000592094_00027_45171_0937.N1	20-OCT-2010 19:13:11	Dark	59.000	132	15Rho Pup	2.8030	6900.0	118	45171	No
126	GOM_NL__2PRFIN20101020_191618_000000452094_00028_45172_0954.N1	20-OCT-2010 19:16:18	Dark	44.500	34	Gam2Vel	1.7930	23000.	89	45172	No
127	GOM_NL__2PRFIN20101020_192157_000000602094_00028_45172_0955.N1	20-OCT-2010 19:21:57	Dark	59.500	2	Alp Car	-0.73600	7000.0	119	45172	No
128	GOM_NL__2PRFIN20101020_193321_000000442094_00028_45172_0956.N1	20-OCT-2010 19:33:21	Straylight	43.500	157	The1Eri	2.9060	9300.0	87	45172	No
129	GOM_NL__2PRFIN20101020_195402_000000442094_00028_45172_0957.N1	20-OCT-2010 19:54:02	Bright	44.000	105	6Bet Ari	2.6450	8900.0	88	45172	No
130	GOM_NL__2PRFIN20101020_195740_000000382094_00028_45172_0958.N1	20-OCT-2010 19:57:40	Bright	38.000	53	43Bet And	2.0480	3300.0	76	45172	No
131	GOM_NL__2PRFIN20101020_200050_000000412094_00028_45172_0959.N1	20-OCT-2010 20:00:50	Bright	41.000	73	57Gam1And	2.2600	13100.	82	45172	No
132	GOM_NL__2PRFIN20101020_200453_000000372094_00028_45172_0960.N1	20-OCT-2010 20:04:53	Bright	37.000	110	37Del Cas	2.6780	8900.0	74	45172	No
133	GOM_NL__2PRFIN20101020_200653_000000282094_00028_45172_0961.N1	20-OCT-2010 20:06:53	Tw_i_and_stray	28.000	175	39Del Per	3.0100	19400.	56	45172	No
134	GOM_NL__2PRFIN20101020_203257_000000442094_00028_45172_0962.N1	20-OCT-2010 20:32:57	Bright	44.000	166	17Eps Leo	2.9800	6000.0	88	45172	No
135	GOM_NL__2PRFIN20101020_203620_000000452094_00028_45172_0963.N1	20-OCT-2010 20:36:20	Bright	44.500	22	32Alp Leo	1.3600	15200.	89	45172	No
136	GOM_NL__2PRFIN20101020_204410_000000542094_00028_45172_0964.N1	20-OCT-2010 20:44:10	Dark	54.000	48	30Alp Hya	1.9770	4100.0	108	45172	No
137	GOM_NL__2PRFIN20101020_205348_000000582094_00028_45172_0965.N1	20-OCT-2010 20:53:48	Dark	57.500	132	15Rho Pup	2.8030	6900.0	115	45172	No
138	GOM_NL__2PRFIN20101020_205655_000000432094_00029_45173_0973.N1	20-OCT-2010 20:56:55	Dark	42.500	34	Gam2Vel	1.7930	23000.	85	45173	No
139	GOM_NL__2PRFIN20101020_210234_000000462094_00029_45173_0974.N1	20-OCT-2010 21:02:34	Dark	46.000	2	Alp Car	-0.73600	7000.0	92	45173	No
140	GOM_NL__2PRFIN20101020_211358_000000442094_00029_45173_0975.N1	20-OCT-2010 21:13:58	Straylight	43.500	157	The1Eri	2.9060	9300.0	87	45173	No
141	GOM_NL__2PRFIN20101020_213438_000000452094_00029_45173_0976.N1	20-OCT-2010 21:34:38	Bright	44.500	105	6Bet Ari	2.6450	8900.0	89	45173	No
142	GOM_NL__2PRFIN20101020_213815_000000392094_00029_45173_0977.N1	20-OCT-2010 21:38:15	Bright	39.000	53	43Bet And	2.0480	3300.0	78	45173	No
143	GOM_NL__2PRFIN20101020_214125_000000412094_00029_45173_0978.N1	20-OCT-2010 21:41:25	Bright	40.500	73	57Gam1And	2.2600	13100.	81	45173	No
144	GOM_NL__2PRFIN20101020_214528_000000382094_00029_45173_0979.N1	20-OCT-2010 21:45:28	Bright	37.500	110	37Del Cas	2.6780	8900.0	75	45173	No
145	GOM_NL__2PRFIN20101020_214727_000000282094_00029_45173_0980.N1	20-OCT-2010 21:47:27	Tw_i_and_stray	28.000	175	39Del Per	3.0100	19400.	56	45173	No
146	GOM_NL__2PRFIN20101020_221333_000000652094_00029_45173_0981.N1	20-OCT-2010 22:13:33	Bright	65.000	166	17Eps Leo	2.9800	6000.0	130	45173	No
147	GOM_NL__2PRFIN20101020_221656_000000432094_00029_45173_0982.N1	20-OCT-2010 22:16:56	Bright	43.000	22	32Alp Leo	1.3600	15200.	86	45173	No
148	GOM_NL__2PRFIN20101020_222447_000000562094_00029_45173_0983.N1	20-OCT-2010 22:24:47	Dark	55.500	48	30Alp Hya	1.9770	4100.0	111	45173	No
149	GOM_NL__2PRFIN20101020_223426_000000582094_00029_45173_0984.N1	20-OCT-2010 22:34:26	Dark	58.000	132	15Rho Pup	2.8030	6900.0	116	45173	No
150	GOM_NL__2PRFIN20101020_223731_000000442094_00030_45174_0985.N1	20-OCT-2010 22:37:31	Dark	43.500	34	Gam2Vel	1.7930	23000.	87	45174	No
151	GOM_NL__2PRFIN20101020_224311_000000472094_00030_45174_0986.N1	20-OCT-2010 22:43:11	Dark	46.500	2	Alp Car	-0.73600	7000.0	93	45174	No
152	GOM_NL__2PRFIN20101020_225434_000000452094_00030_45174_0987.N1	20-OCT-2010 22:54:34	Straylight	44.500	157	The1Eri	2.9060	9300.0	89	45174	No
153	GOM_NL__2PRFIN20101020_231513_000000432094_00030_45174_0988.N1	20-OCT-2010 23:15:13	Bright	42.500	105	6Bet Ari	2.6450	8900.0	85	45174	No
154	GOM_NL__2PRFIN20101020_231851_000000402094_00030_45174_0989.N1	20-OCT-2010 23:18:51	Bright	40.000	53	43Bet And	2.0480	3300.0	80	45174	No
155	GOM_NL__2PRFIN20101020_232200_000000412094_00030_45174_0990.N1	20-OCT-2010 23:22:00	Bright	41.000	73	57Gam1And	2.2600	13100.	82	45174	No
156	GOM_NL__2PRFIN20101020_232604_000000382094_00030_45174_0991.N1	20-OCT-2010 23:26:04	Bright	38.000	110	37Del Cas	2.6780	8900.0	76	45174	No
157	GOM_NL__2PRFIN20101020_232802_000000322094_00030_45174_0992.N1	20-OCT-2010 23:28:02	Tw_i_and_stray	32.000	175	39Del Per	3.0100	19400.	64	45174	No
158	GOM_NL__2PRFIN20101020_235409_000000452094_00030_45174_0993.N1	20-OCT-2010 23:54:09	Bright	45.000	166	17Eps Leo	2.9800	6000.0	90	45174	No
159	GOM_NL__2PRFIN20101020_235732_000000612094_00030_45174_0994.N1	20-OCT-2010 23:57:32	Bright	61.000	22	32Alp Leo	1.3600	15200.	122	45174	No

### 3. Quality information per product

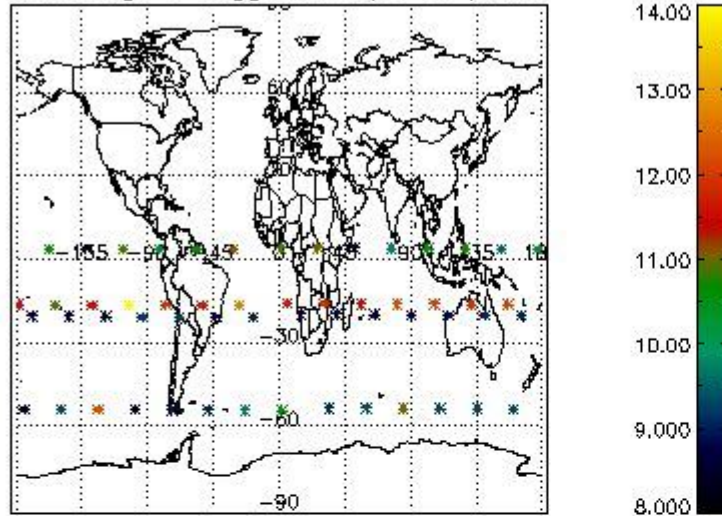
In this section it is plotted some information contained in the Quality Summary data set of the level 2 products. Only products in dark limb conditions and without errors (error flag in the MPH set to "0") are used.

#### 3.1 Plot quality information per product (time dependant)

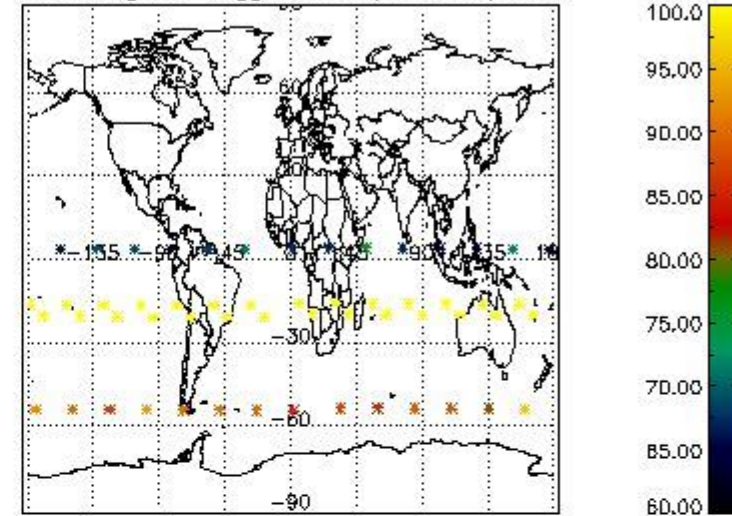


#### 3.2 Plot quality information per product (world map)

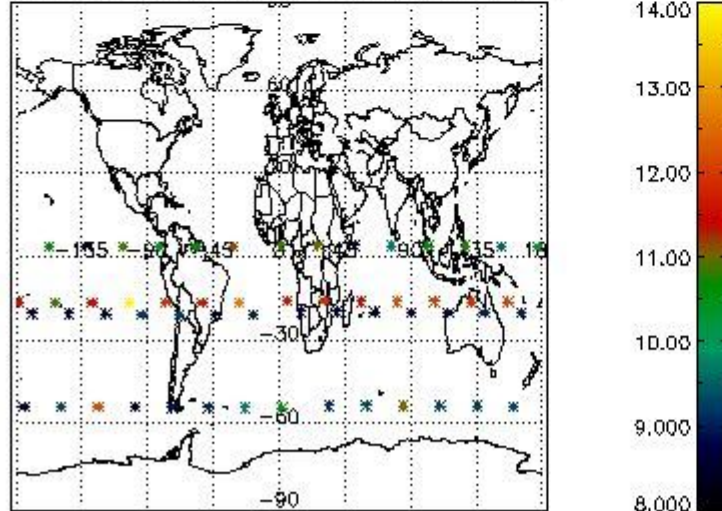
Percentage of flagged data per O3 profile



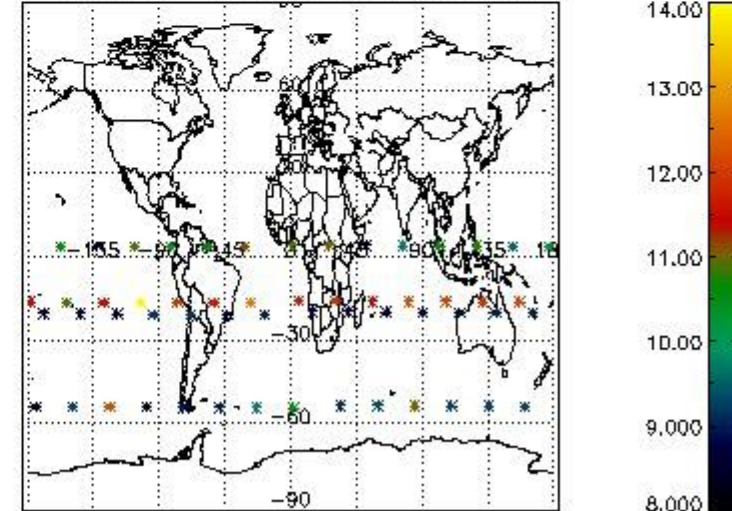
Percentage of flagged data per H2O profile



Percentage of flagged data per NO2 profile



Percentage of flagged data per NO3 profile

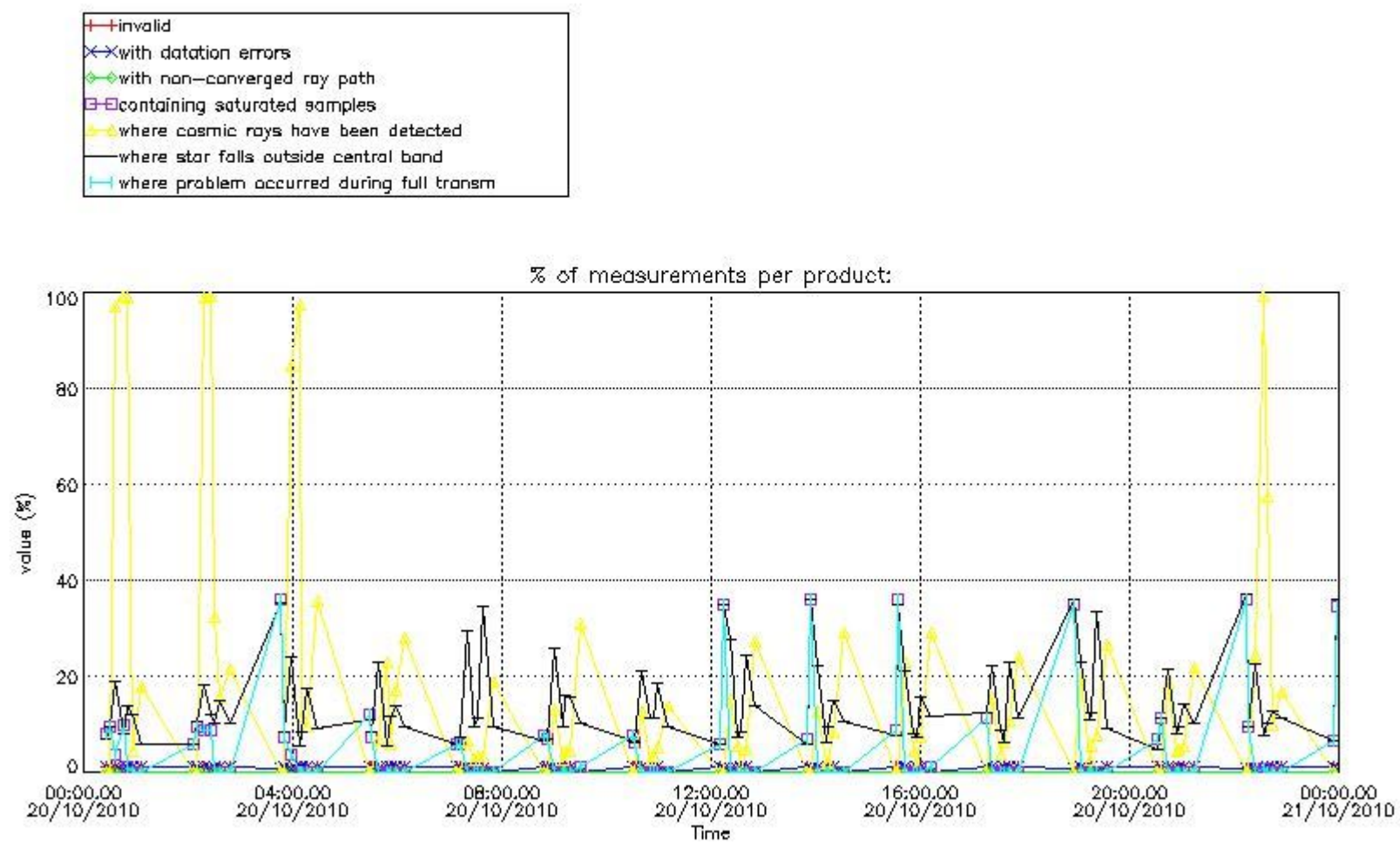


#### 4. Level 1 quality information per product

In this section it is plotted some information contained in the Quality Summary data set of the level 2 products that comes from the level 1b processing. Products without errors (error flag in the MPH set to "0") are used.

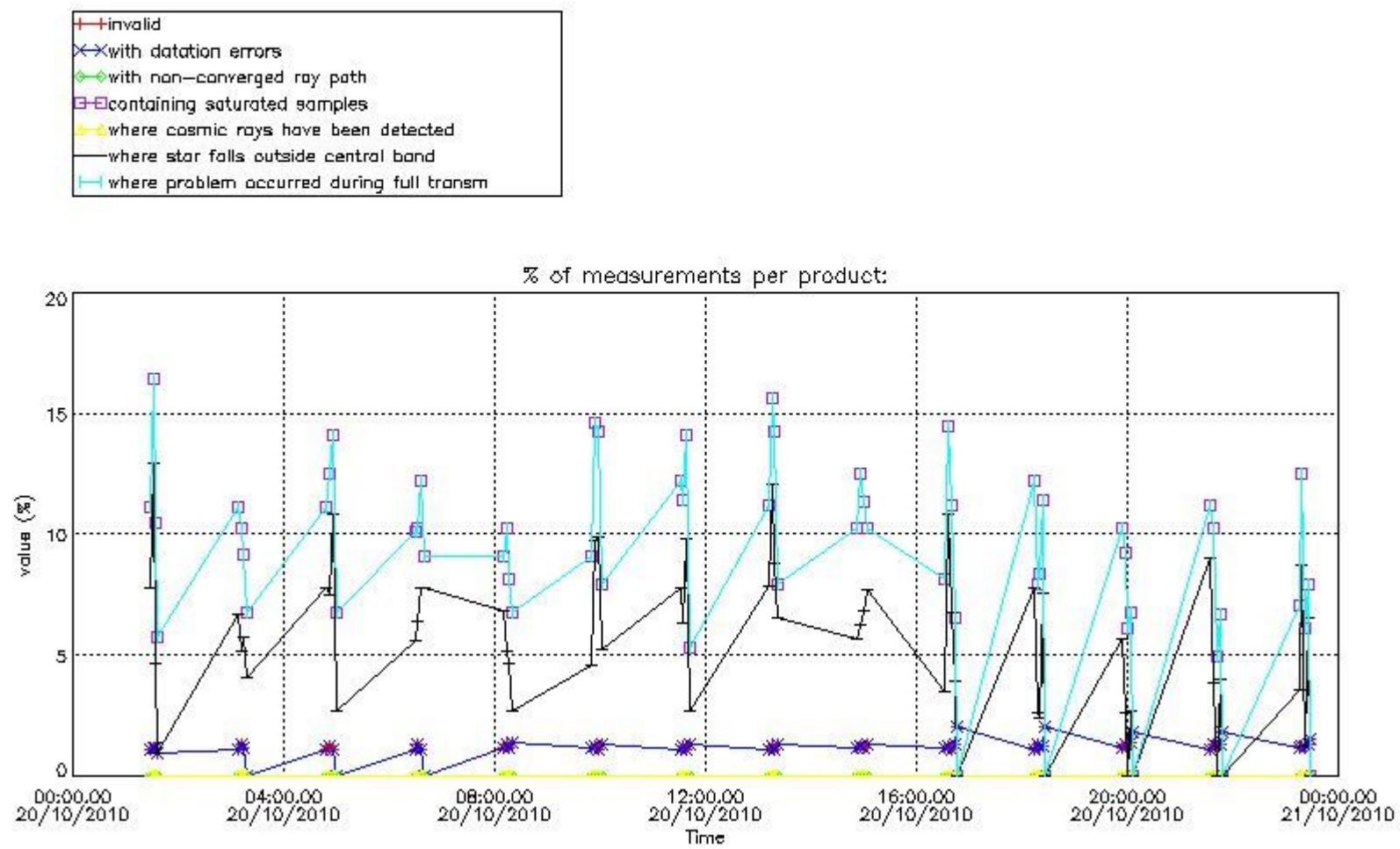
##### 4.1 Plot quality information per product (time dependant) coming from level 1b processing

###### 4.1.1 Plot level 1 quality information per product (time dependant): ENVISAT ASCENDING passes



4.1.2 Plot level 1 quality information per product (time dependant): ENVI SAT DESCENDING passes

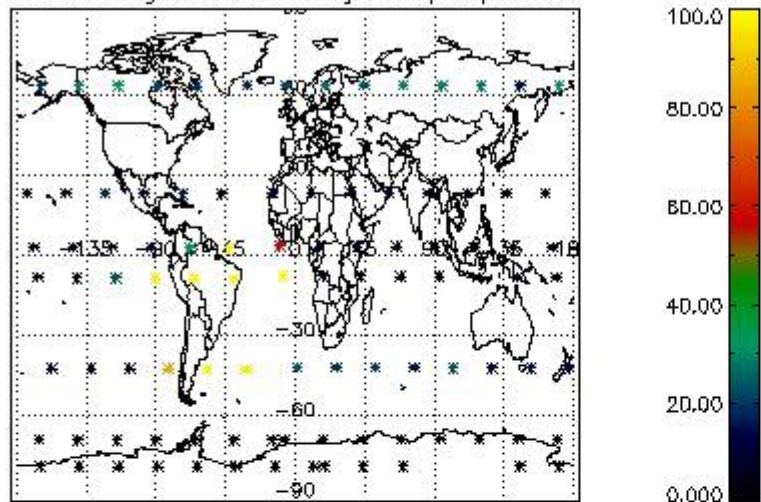




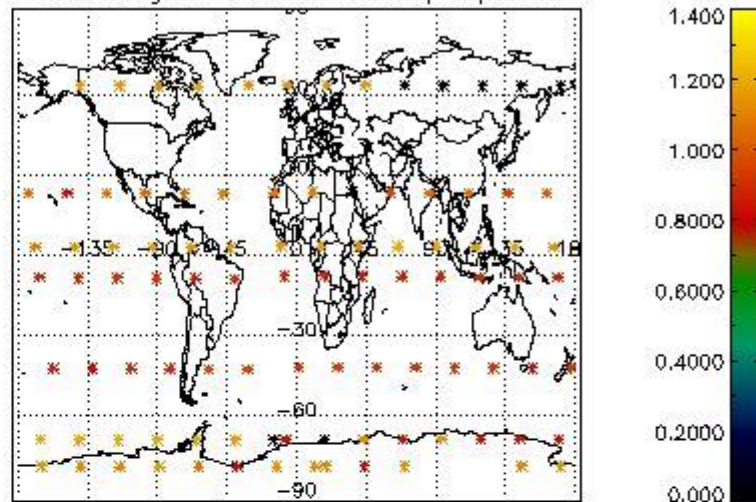
*4.2 Plot quality information per product coming from level 1b processing (world map)*

*4.2.1 Plot level 1 quality information per product (world map): ENVISAT ASCENDING passes*

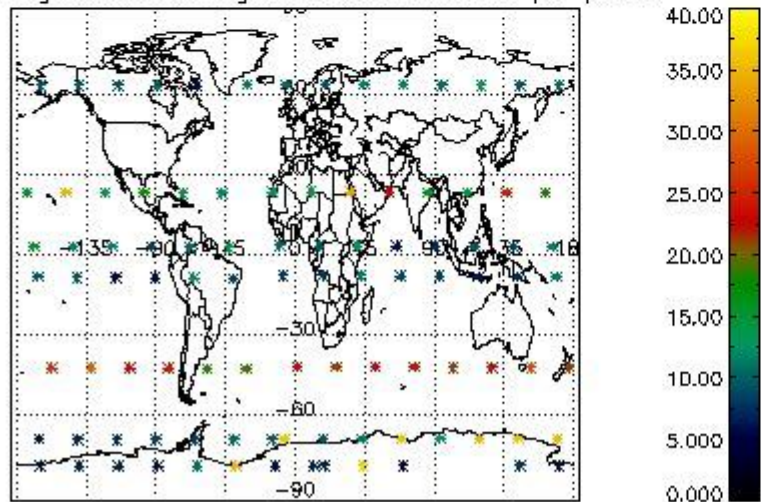
Percentage of cosmic ray hits per profile



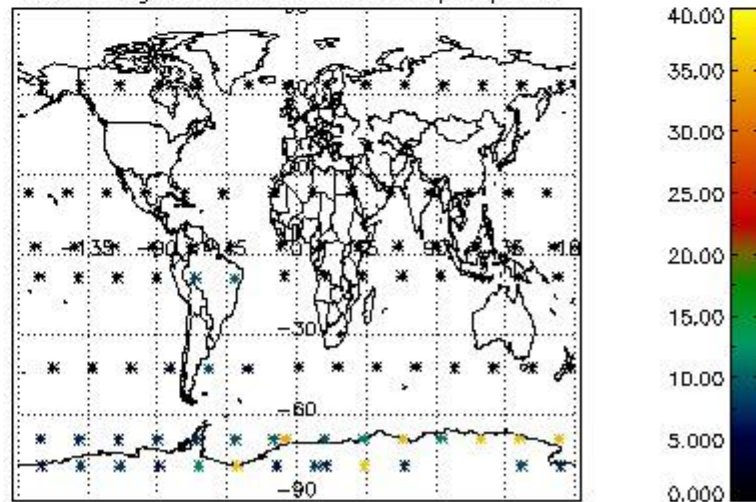
Percentage of datation errors per profile



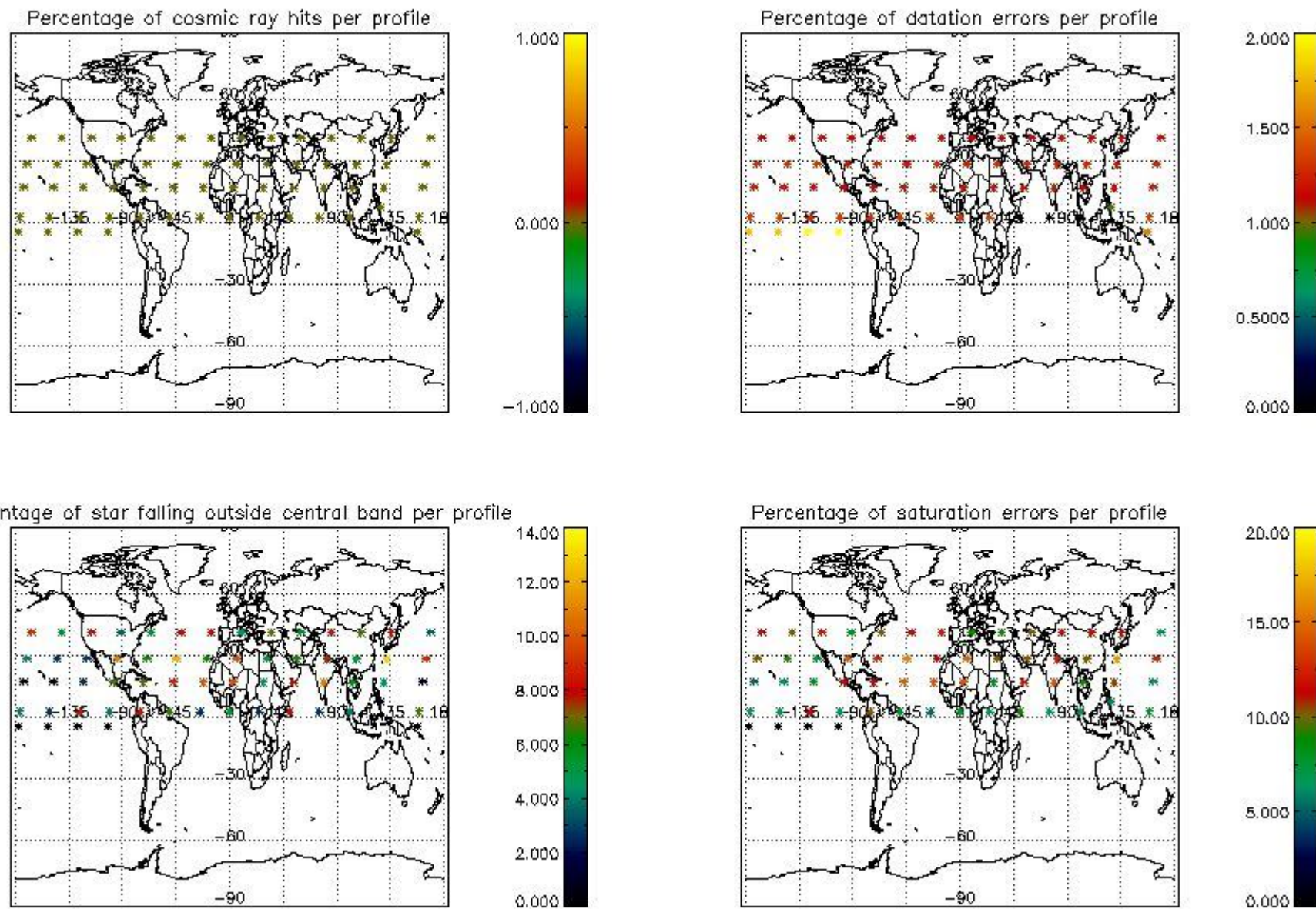
Percentage of star falling outside central band per profile



Percentage of saturation errors per profile



4.2.2 Plot level 1 quality information per product (world map): ENVISAT DESCENDING passes



## 5. Trace gas profiles

### 5.1 Ozone statistics based on quality of products

The final quality of the products can be "measured" using the STD (Standard Deviation) attached to every point profile. This information is written to the parameter GOM\_NL\_\_2P/NL\_LOCAL\_SPECIES\_DENSITY/o3\_std of the level 2 products. The table below shows the statistics for given STD ranges.

The statistics are given with respect to the overall valid production:

- Products without fatal errors: GOM\_NL\_\_2P/MPH/PRODUCT\_ERR=0
- Valid point profile: GOM\_NL\_\_2P/NL\_LOCAL\_SPECIES\_DENSITY/pcd(0)=0

The 'Criteria' is applied to valid points of dark limb products:

- Products in dark limb illumination condition: GOM\_NL\_\_2P/NL\_SUMMARY\_QUALITY/obs\_ill\_cond=0
- Products without fatal errors: GOM\_NL\_\_2P/MPH/PRODUCT\_ERR=0
- Valid point profile: GOM\_NL\_\_2P/NL\_LOCAL\_SPECIES\_DENSITY/pcd(0)=0

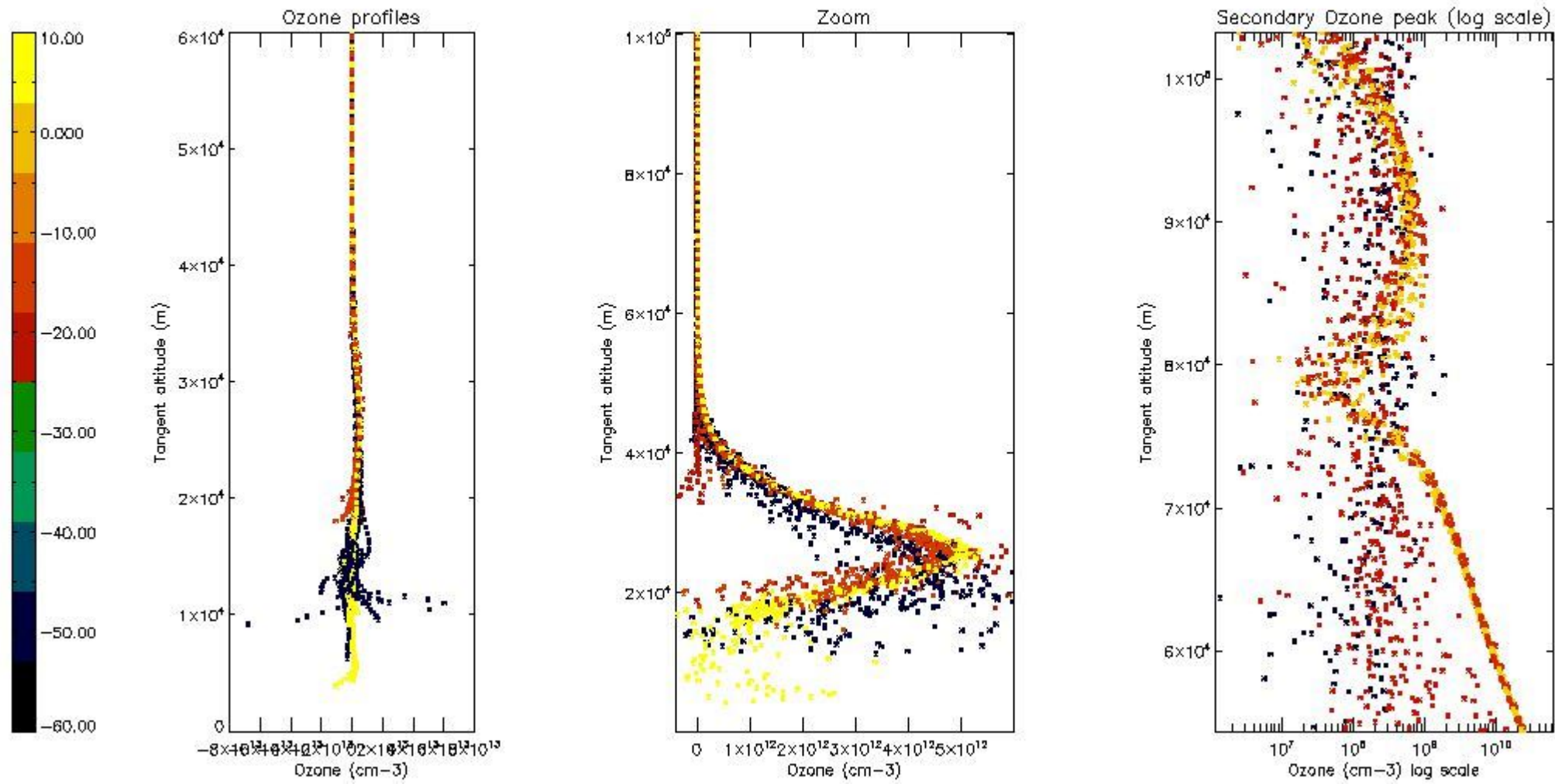
So, the table below shows the percentage of dark limb and valid observations for each criteria with respect to the overall valid daily observations.

Criteria	% of total production
All STD	41
STD < 20	20

STD < 10	16
STD < 5	10

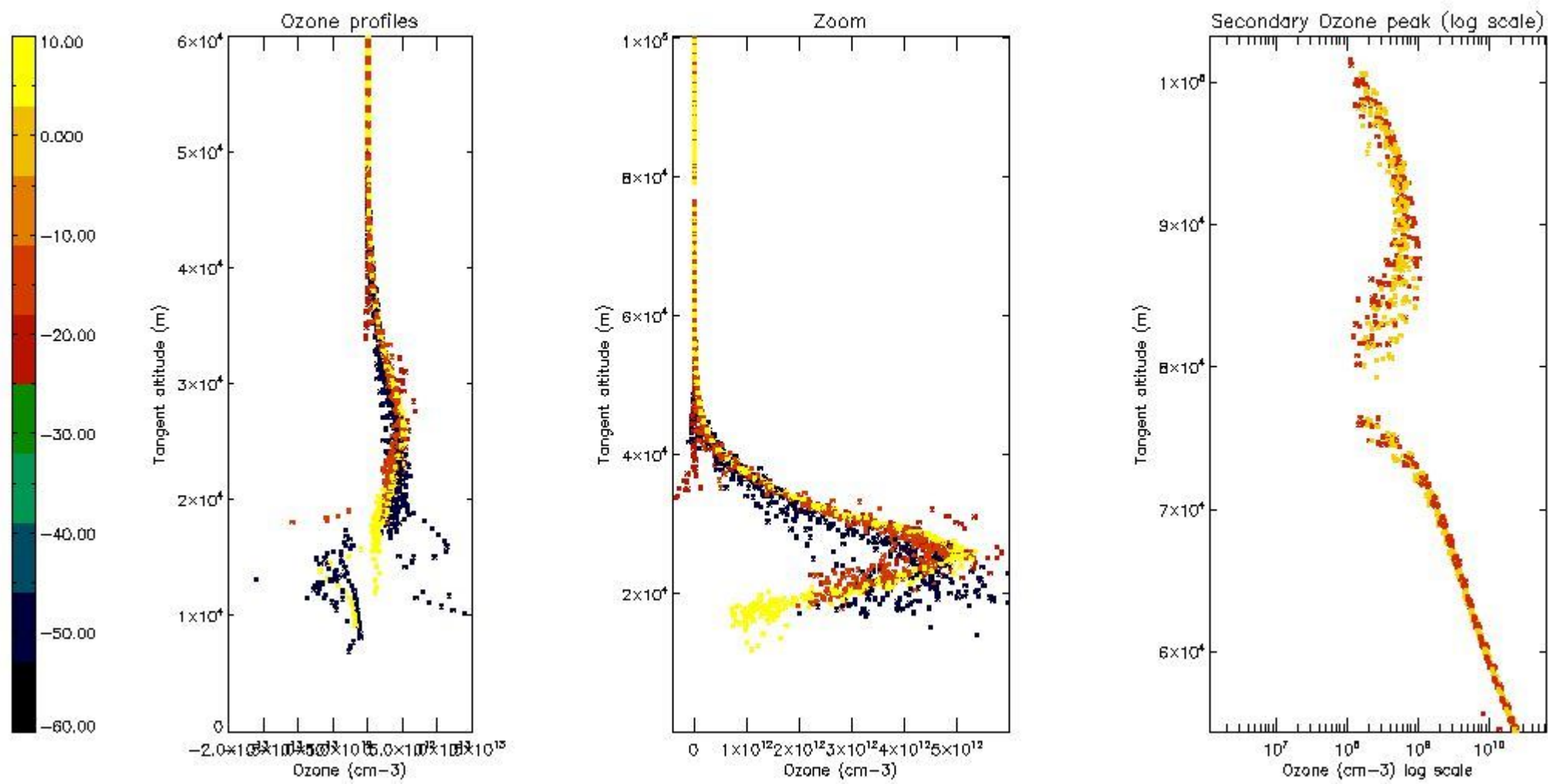
5.2 Plot ozone profiles for all STD (dark without errors)

The colorbar represents the latitude.



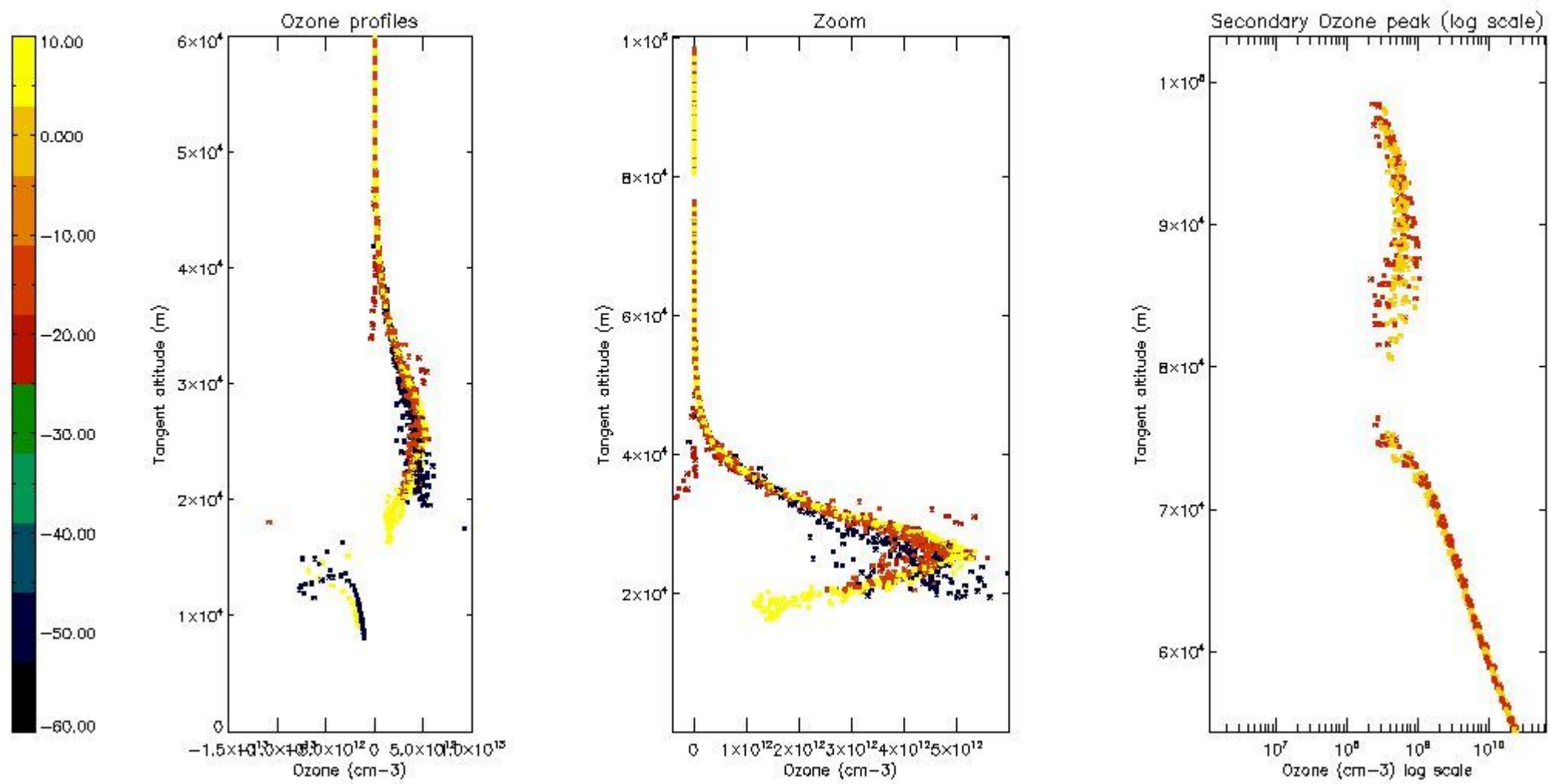
5.3 Plot ozone profiles where STD < 20% (dark without errors)

The colorbar represents the latitude.



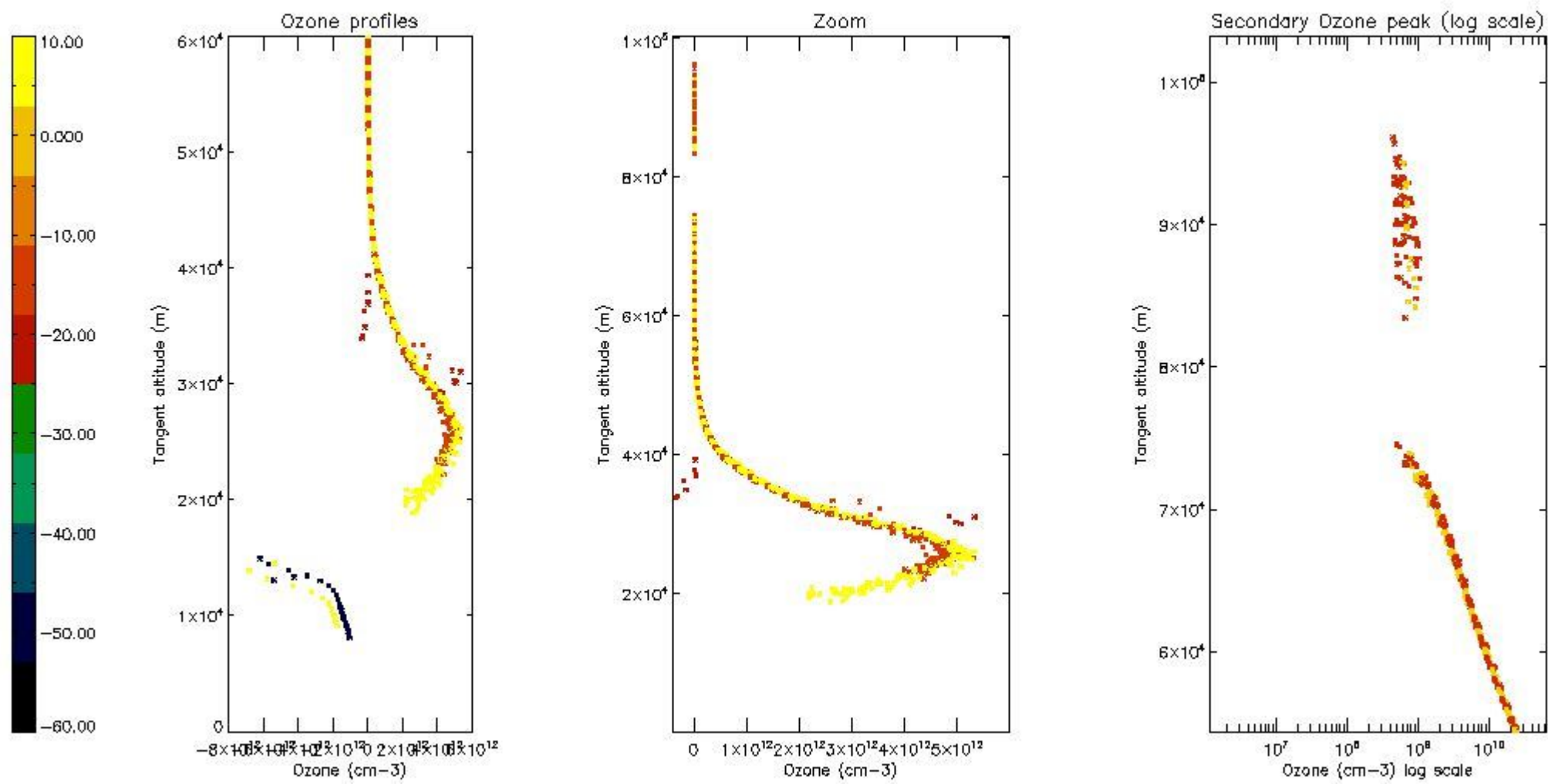
*5.4 Plot ozone profiles where STD < 10% (dark without errors)*

The colorbar represents the latitude.



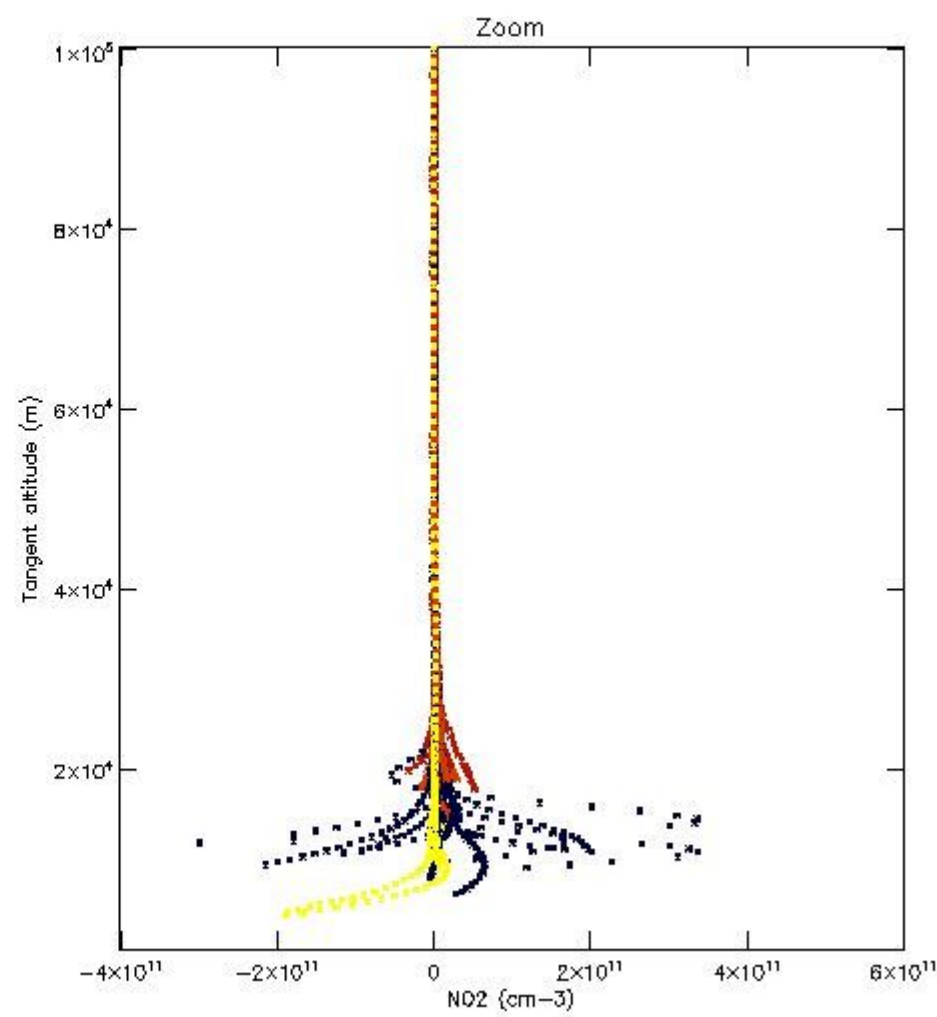
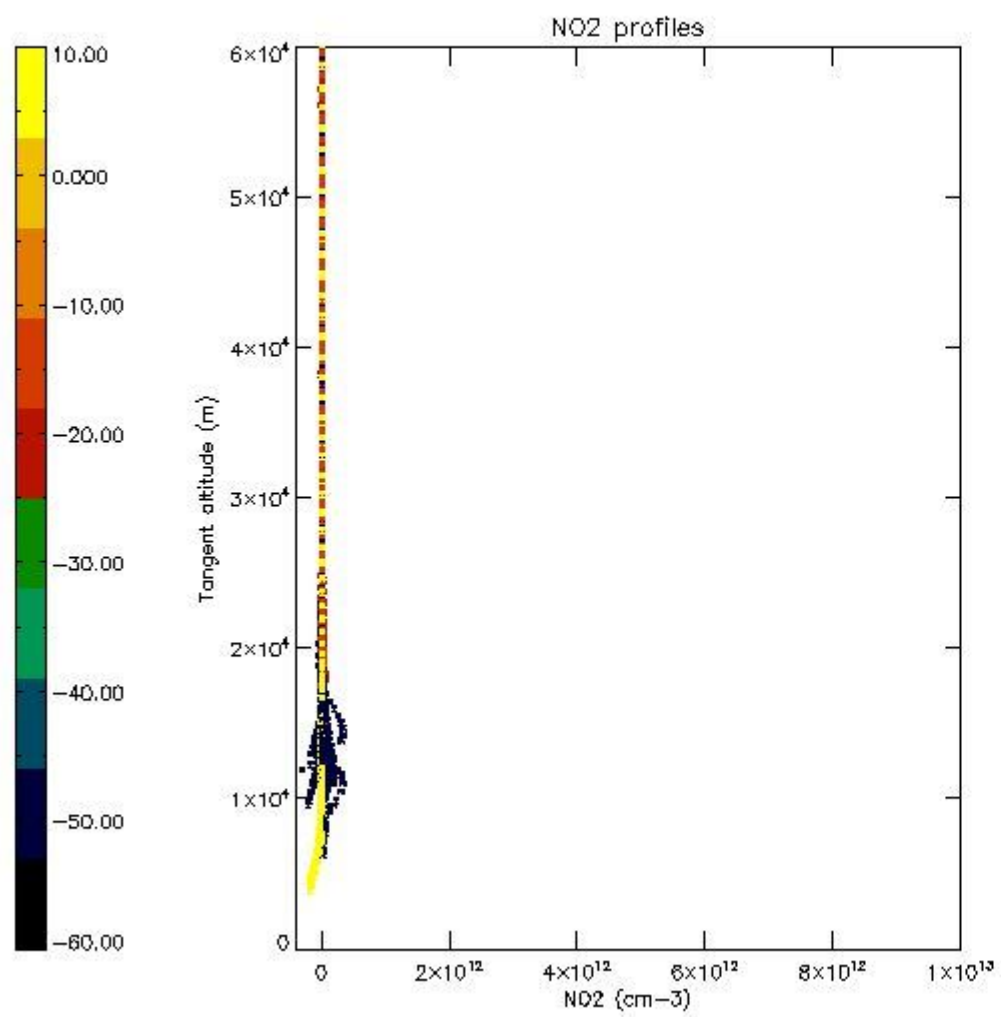
*5.5 Plot ozone profiles where STD < 5% (dark without errors)*

The colorbar represents the latitude.



*5.6 Plot NO<sub>2</sub> profiles for all STD (dark without errors)*

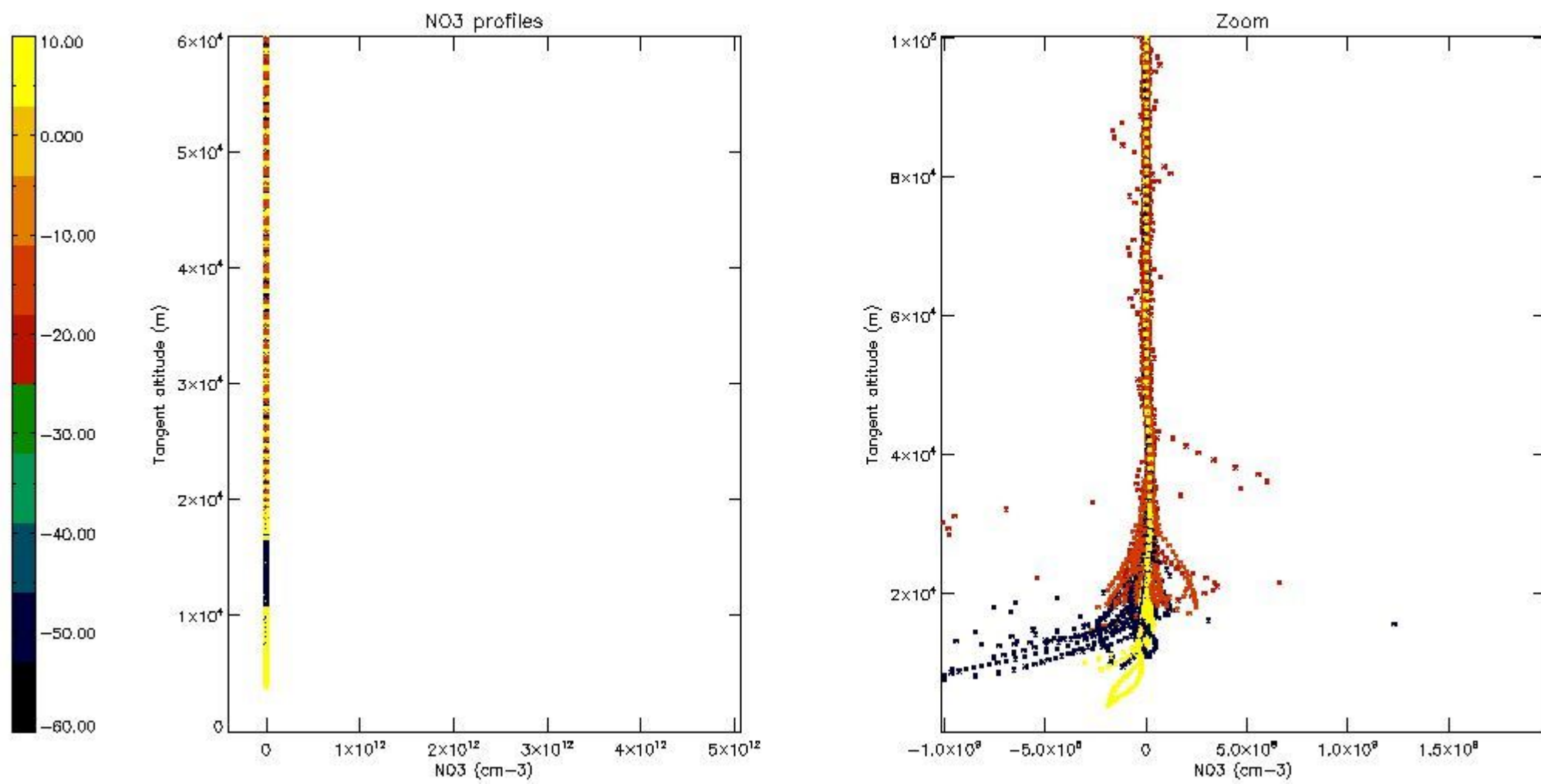
The colorbar represents the latitude.



*5.7 Plot NO3 profiles for all STD (dark without errors)*

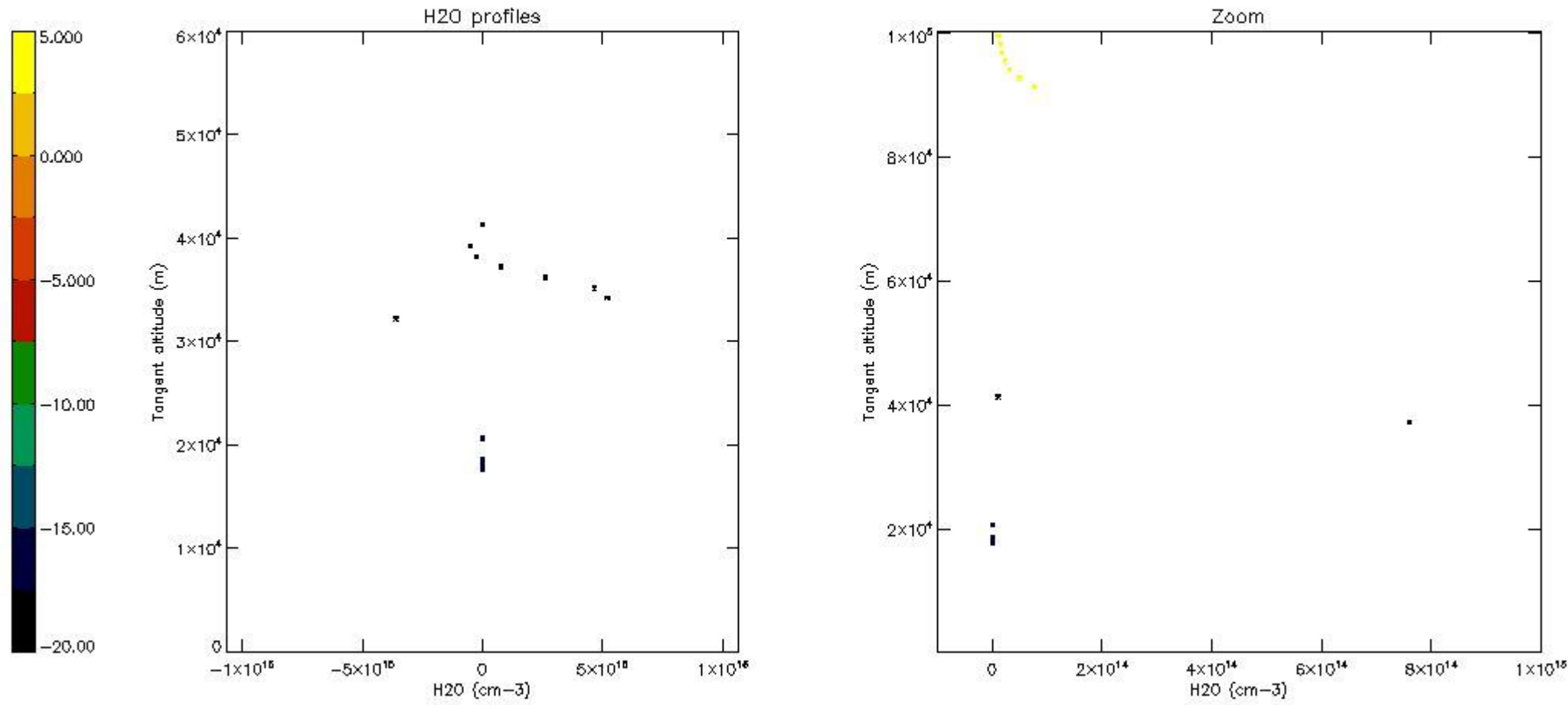
The colorbar represents the latitude.





5.8 Plot H2O profiles for all STD (only for occultations of stars 1,2,3,4,13,14,16,26,63 dark without errors)

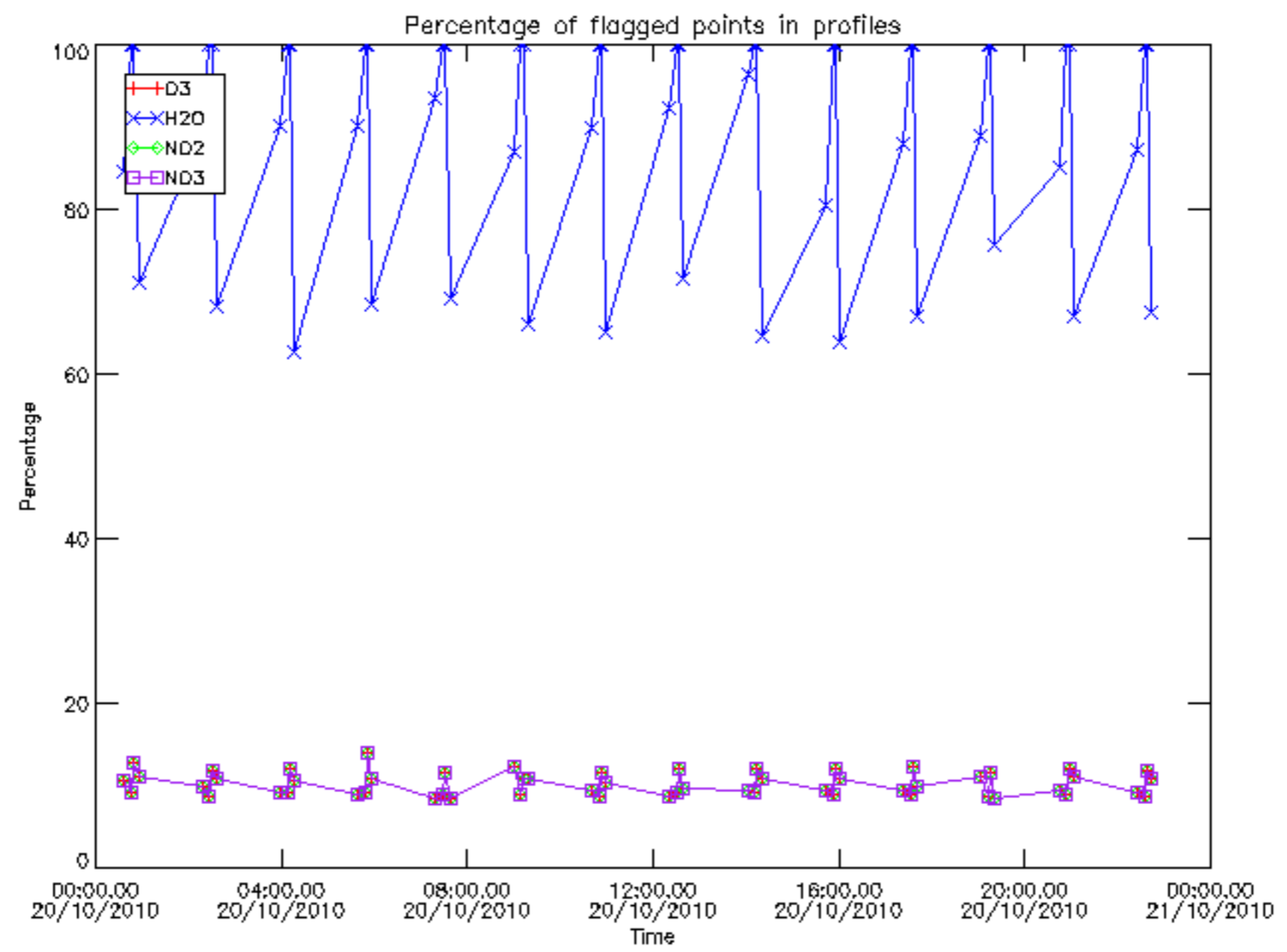
The colorbar represents the latitude.



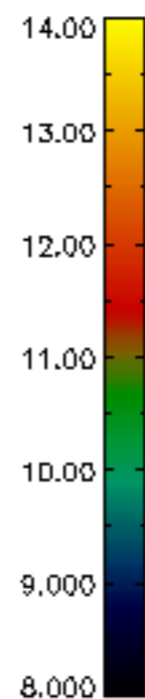
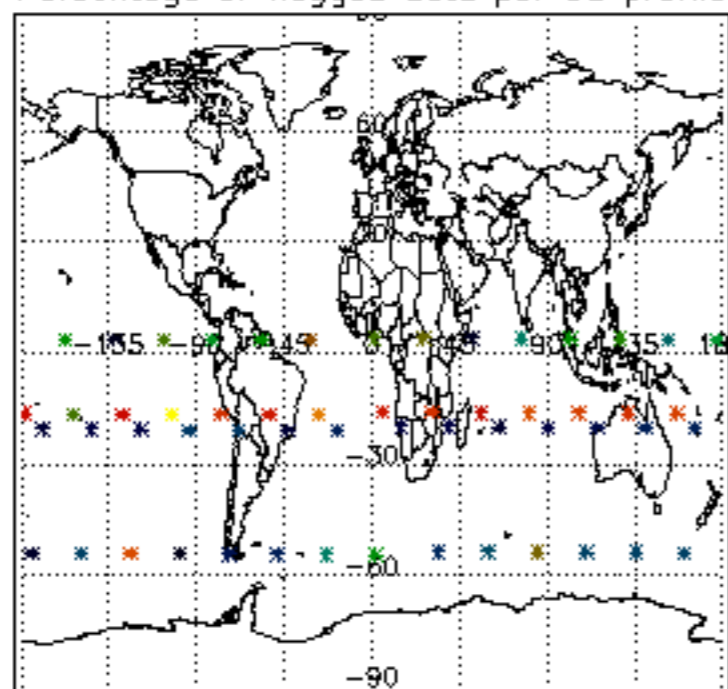
## 6. Auxiliary Data Files used for the production reported in section 2

The number reported in the third column indicates since which file (see list in section 2) the corresponding auxiliary file has been used. The fourth column is the date of those product files.

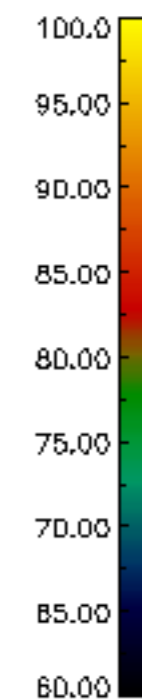
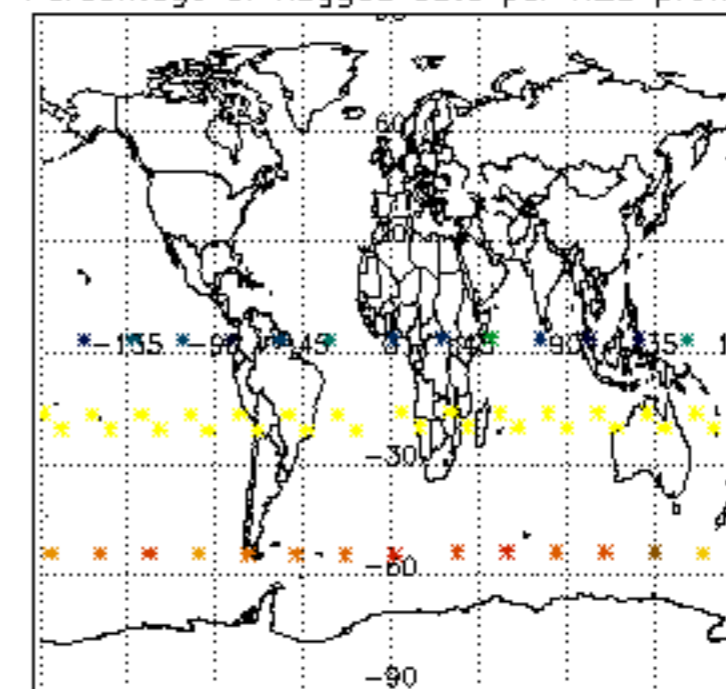
Type	Auxiliary Filename	Used since product	Used since product date
INST_PHYS_CHARACTERISTICS	GOM_INS_AXVIEC20091111_143220_20030716_120000_20500101_000000	1	20-OCT-2010 00:25:42
LEVEL-2_PROC_CONFIG	GOM_PR2_AXVIEC20091111_152718_20020301_000000_20500101_000000	1	20-OCT-2010 00:25:42
CROSS_SECTIONS_FILE	GOM_CRS_AXVIEC20091111_154832_20020301_000000_20500101_000000	1	20-OCT-2010 00:25:42



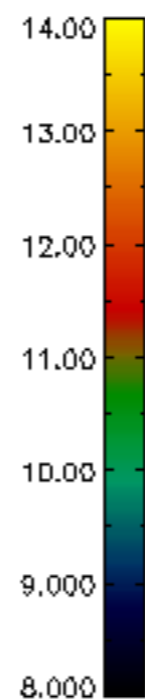
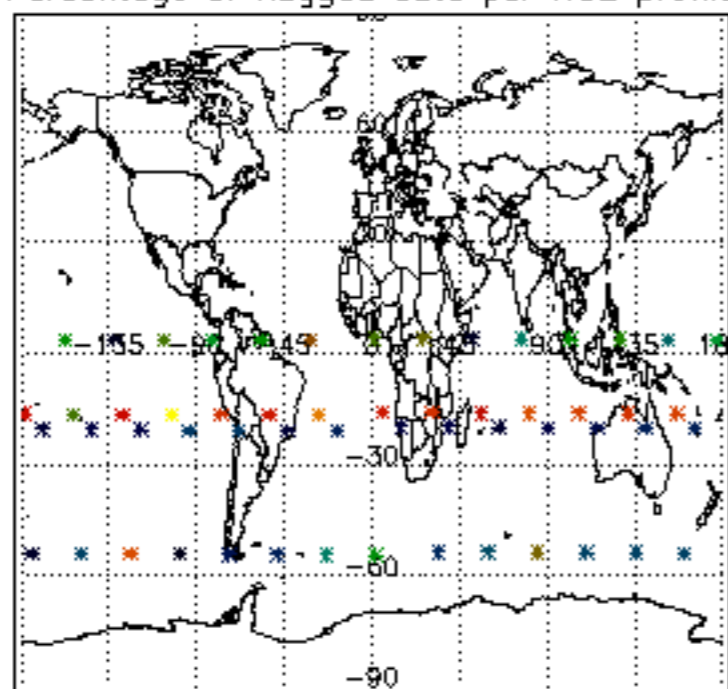
Percentage of flagged data per D3 profile



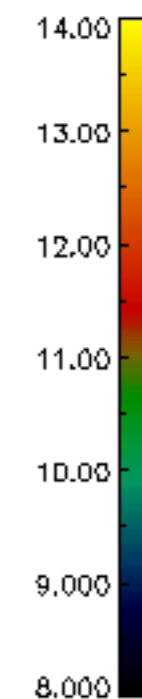
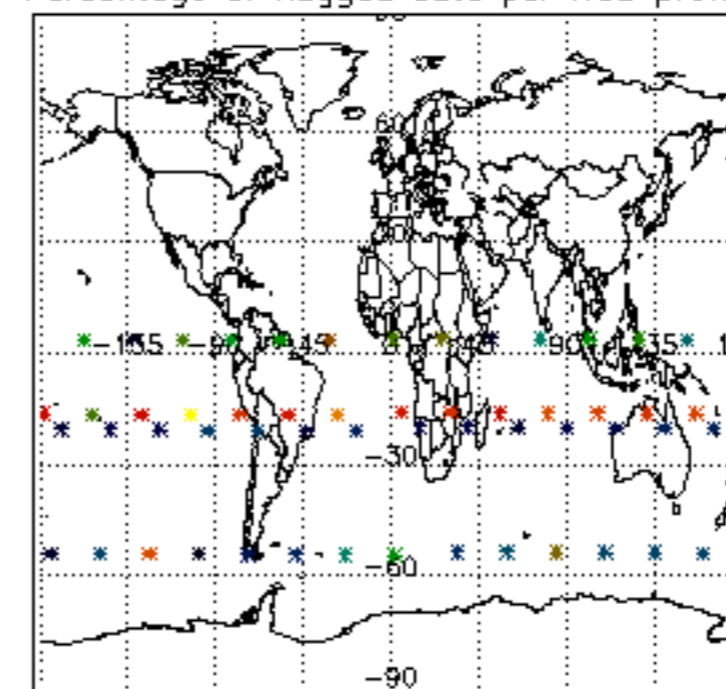
Percentage of flagged data per H2O profile

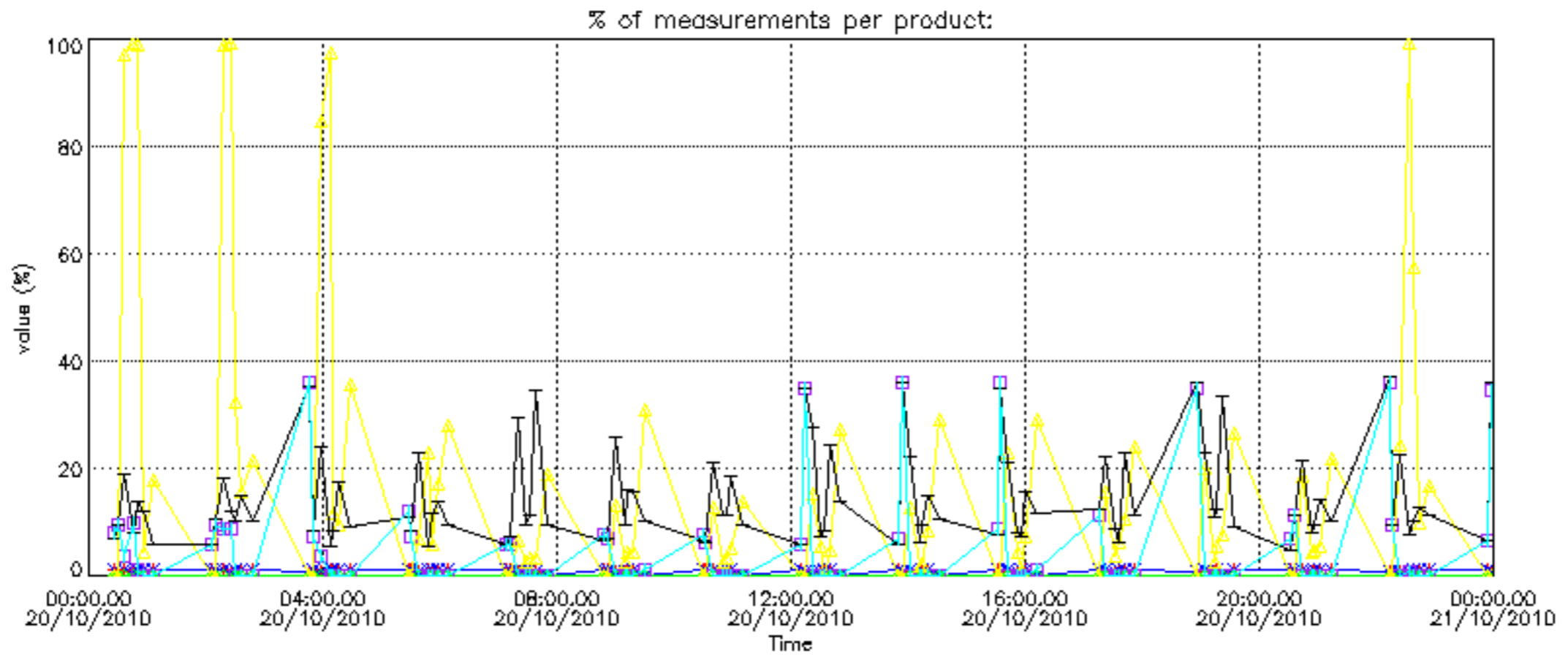


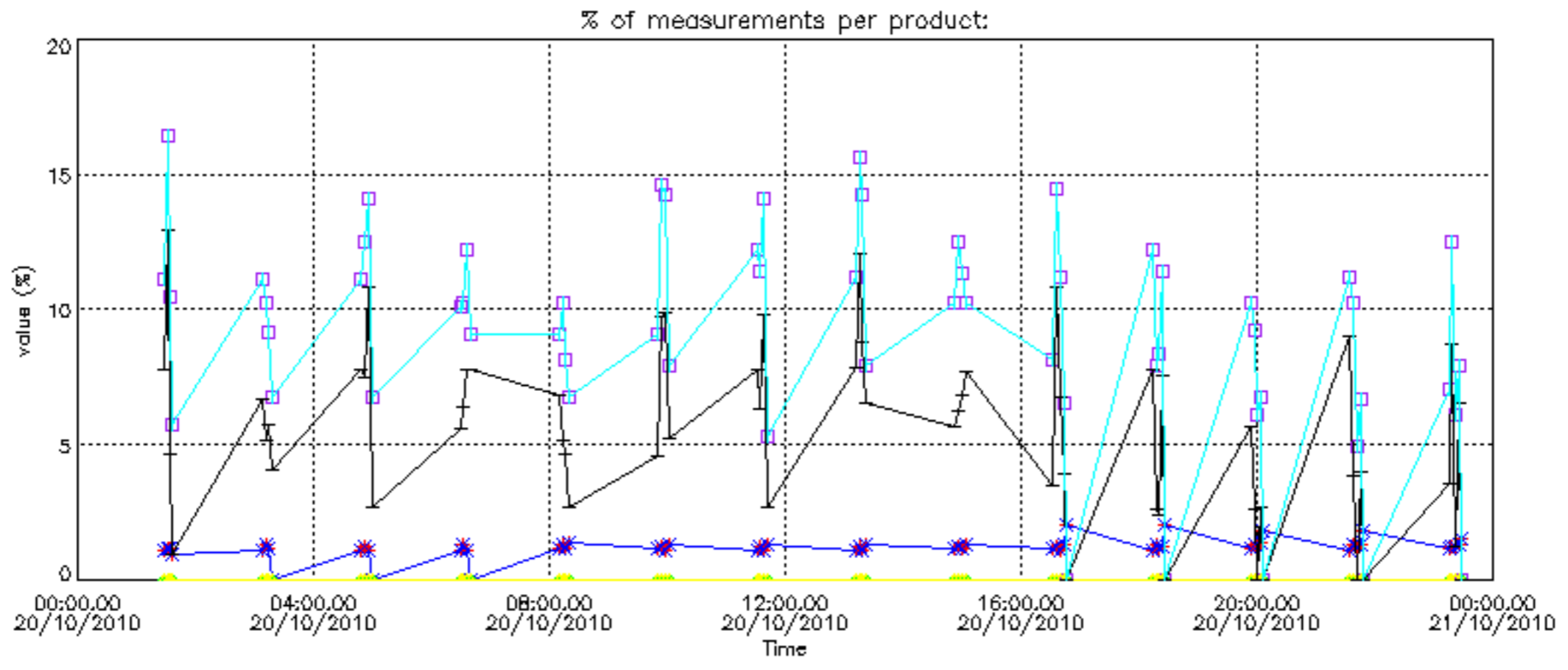
Percentage of flagged data per NO2 profile



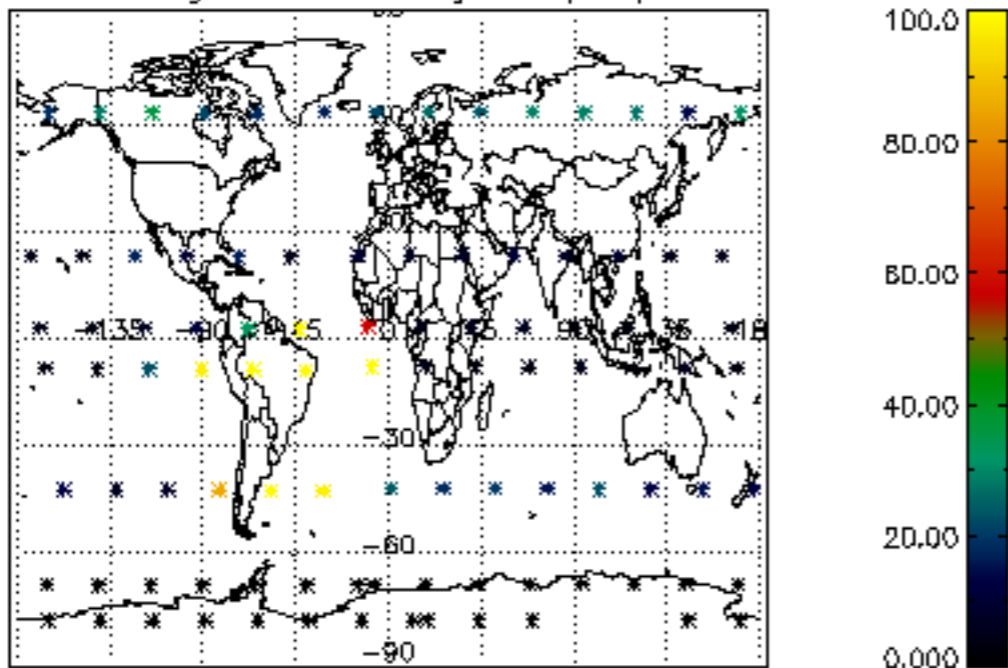
Percentage of flagged data per NO3 profile



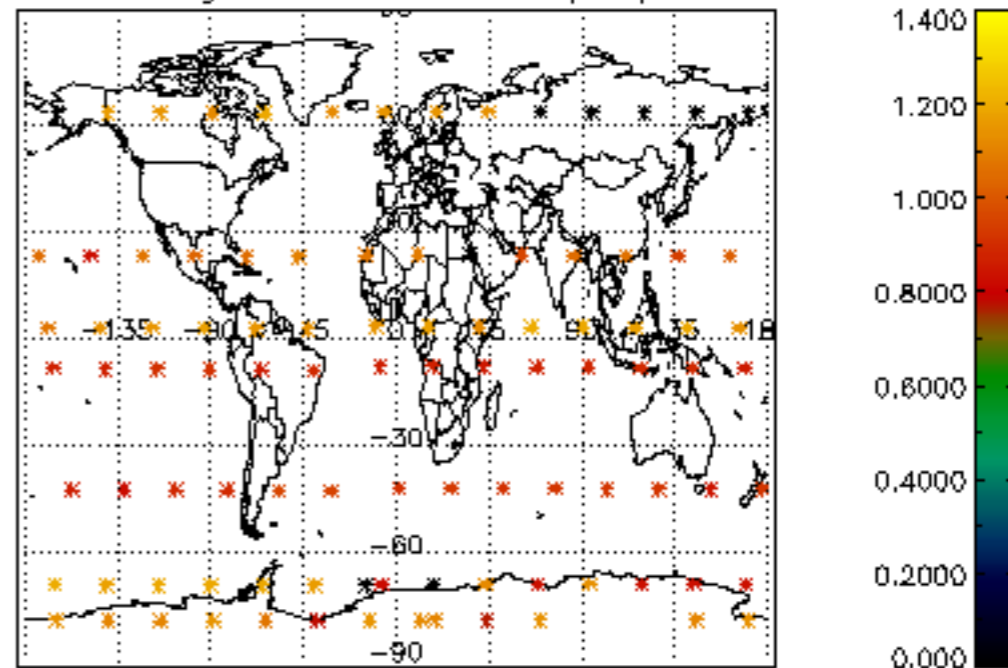




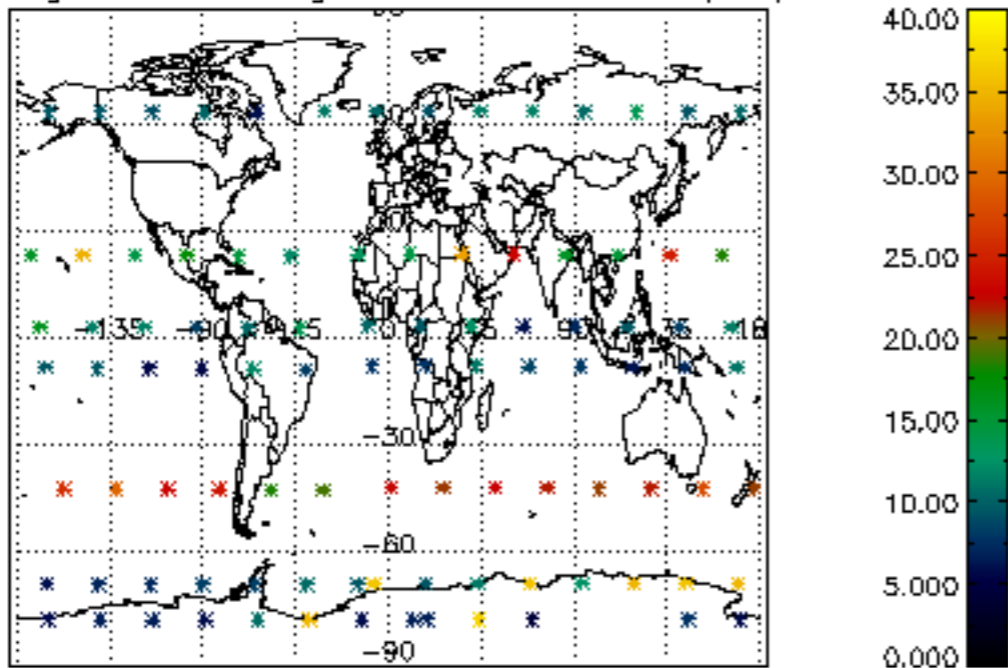
Percentage of cosmic ray hits per profile



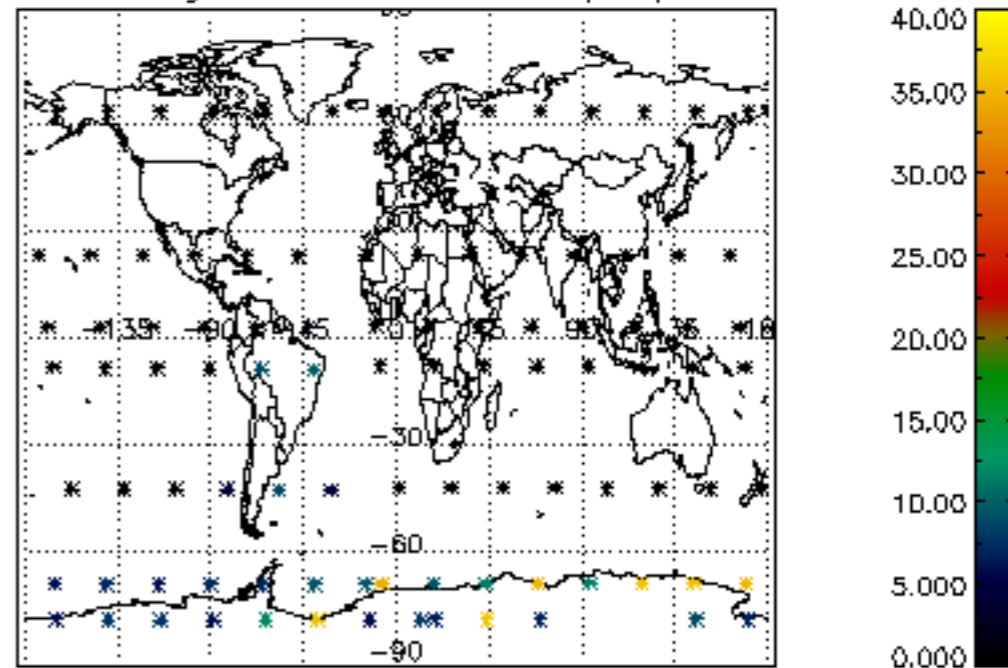
Percentage of datation errors per profile



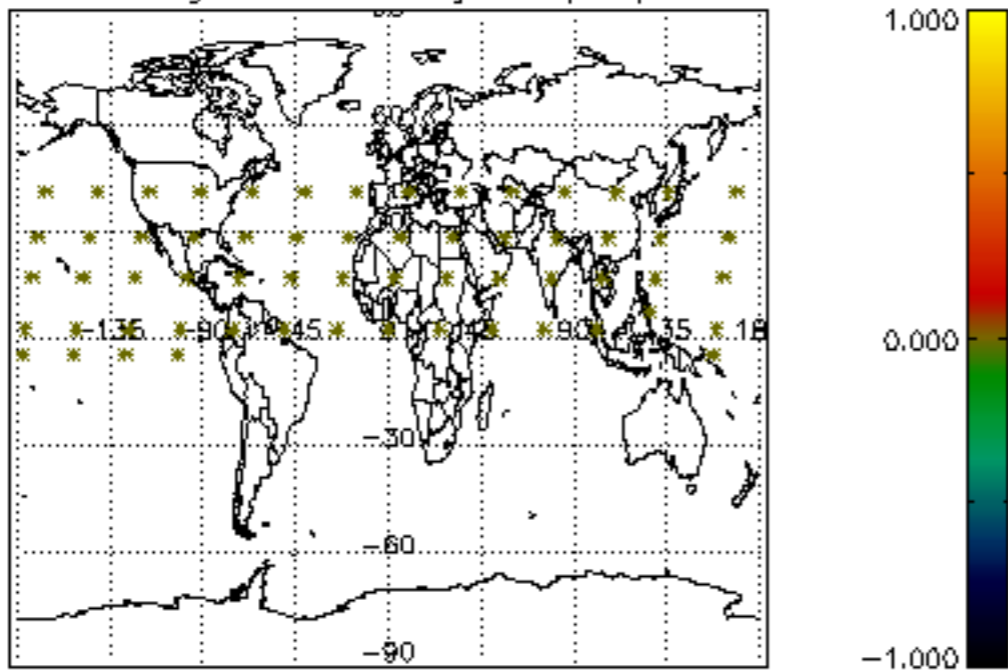
Percentage of star falling outside central band per profile



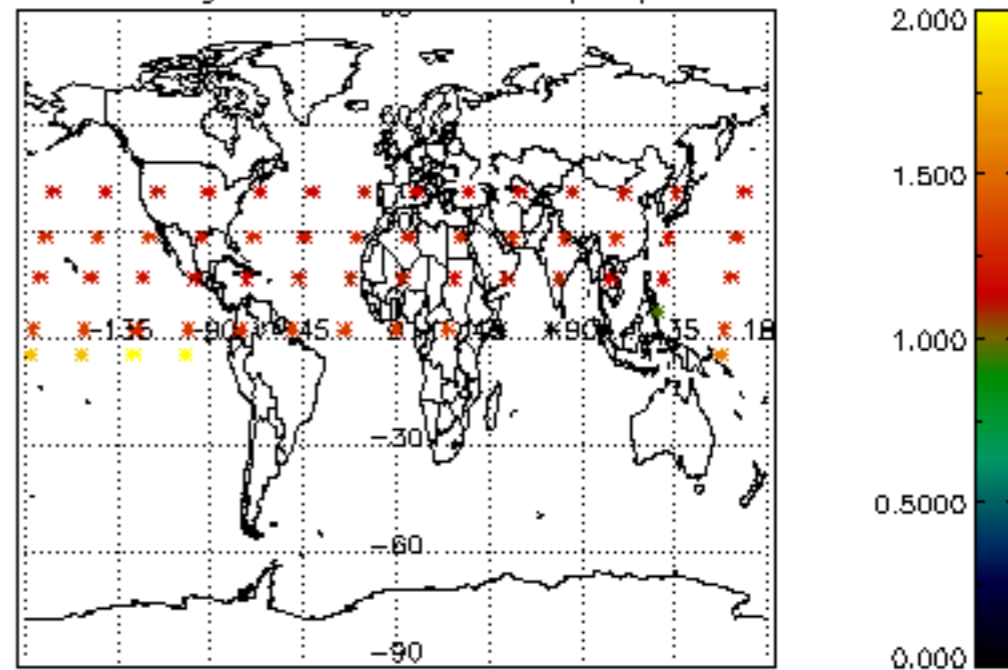
Percentage of saturation errors per profile



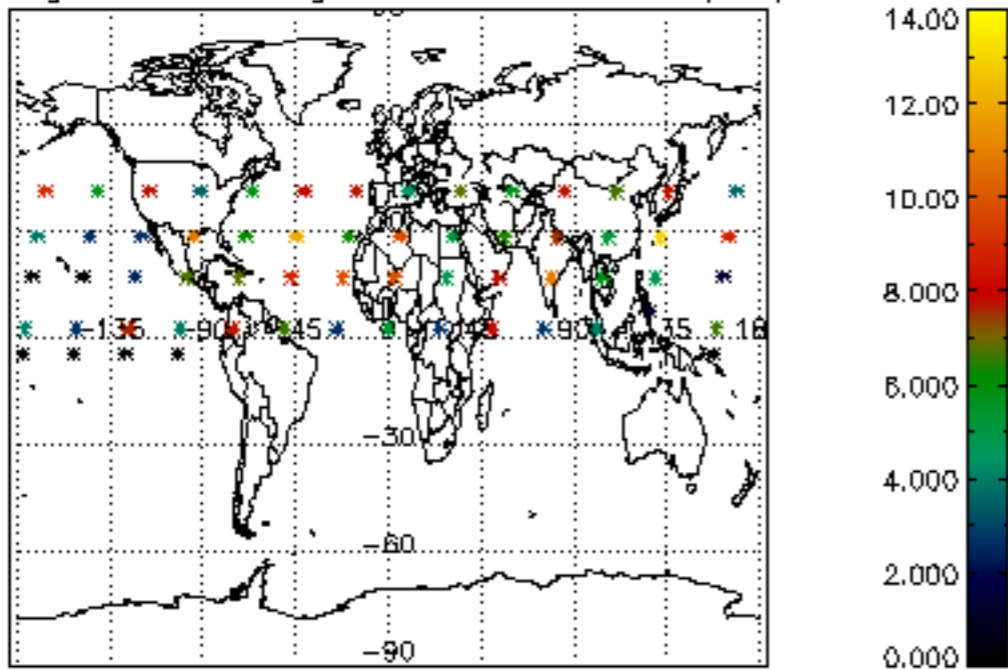
Percentage of cosmic ray hits per profile



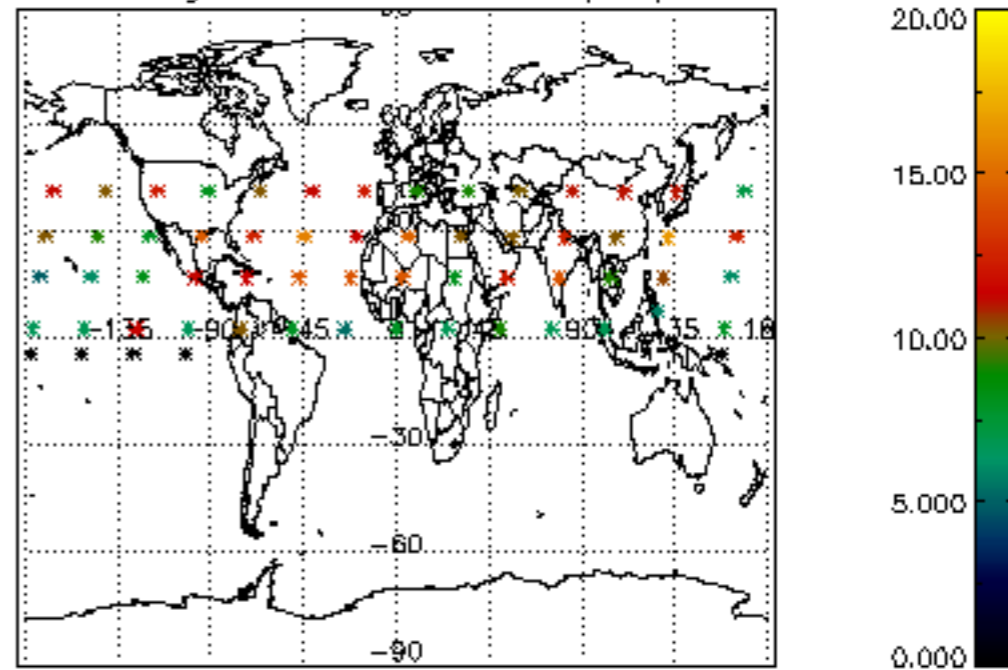
Percentage of datation errors per profile



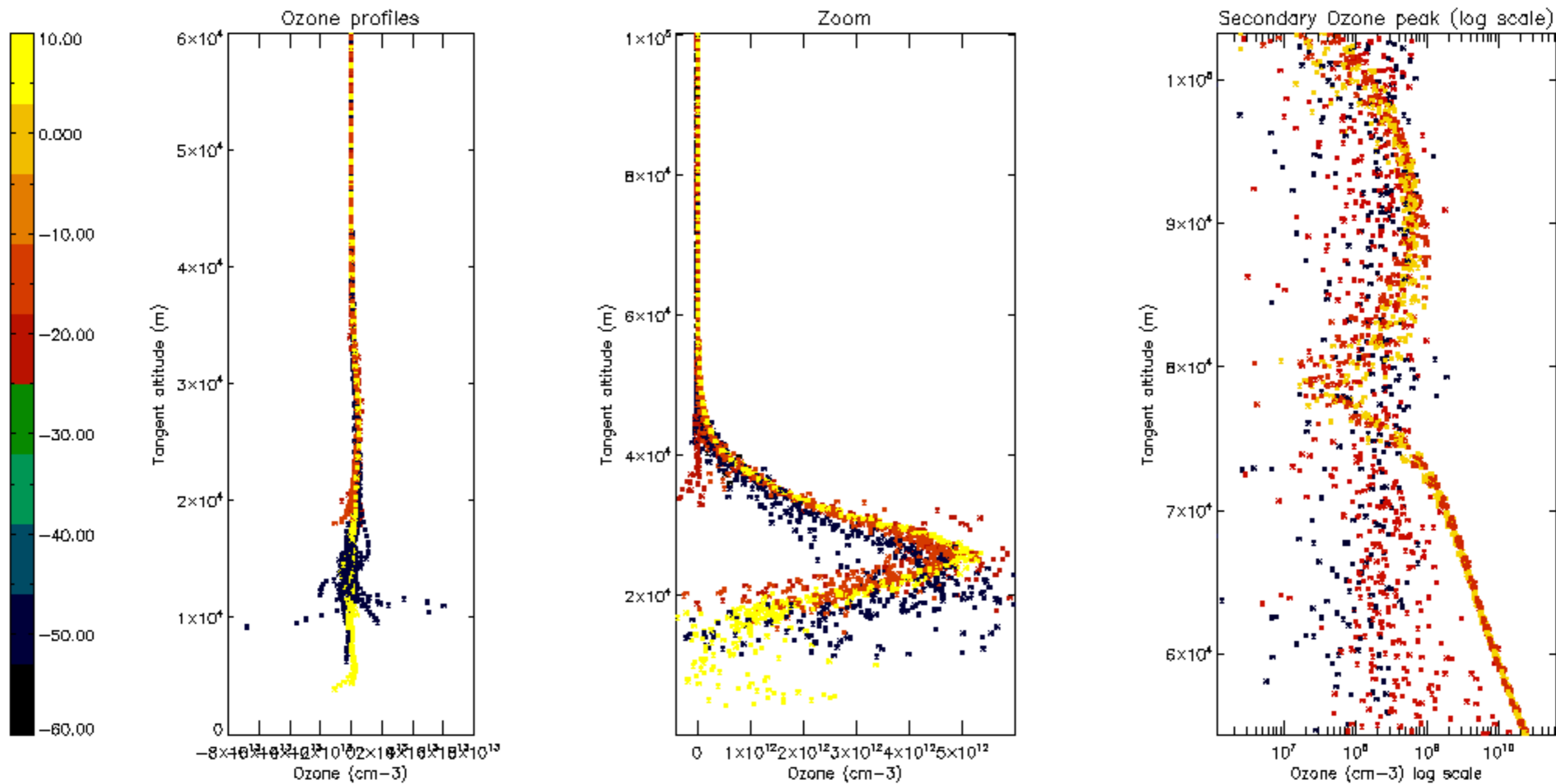
Percentage of star falling outside central band per profile

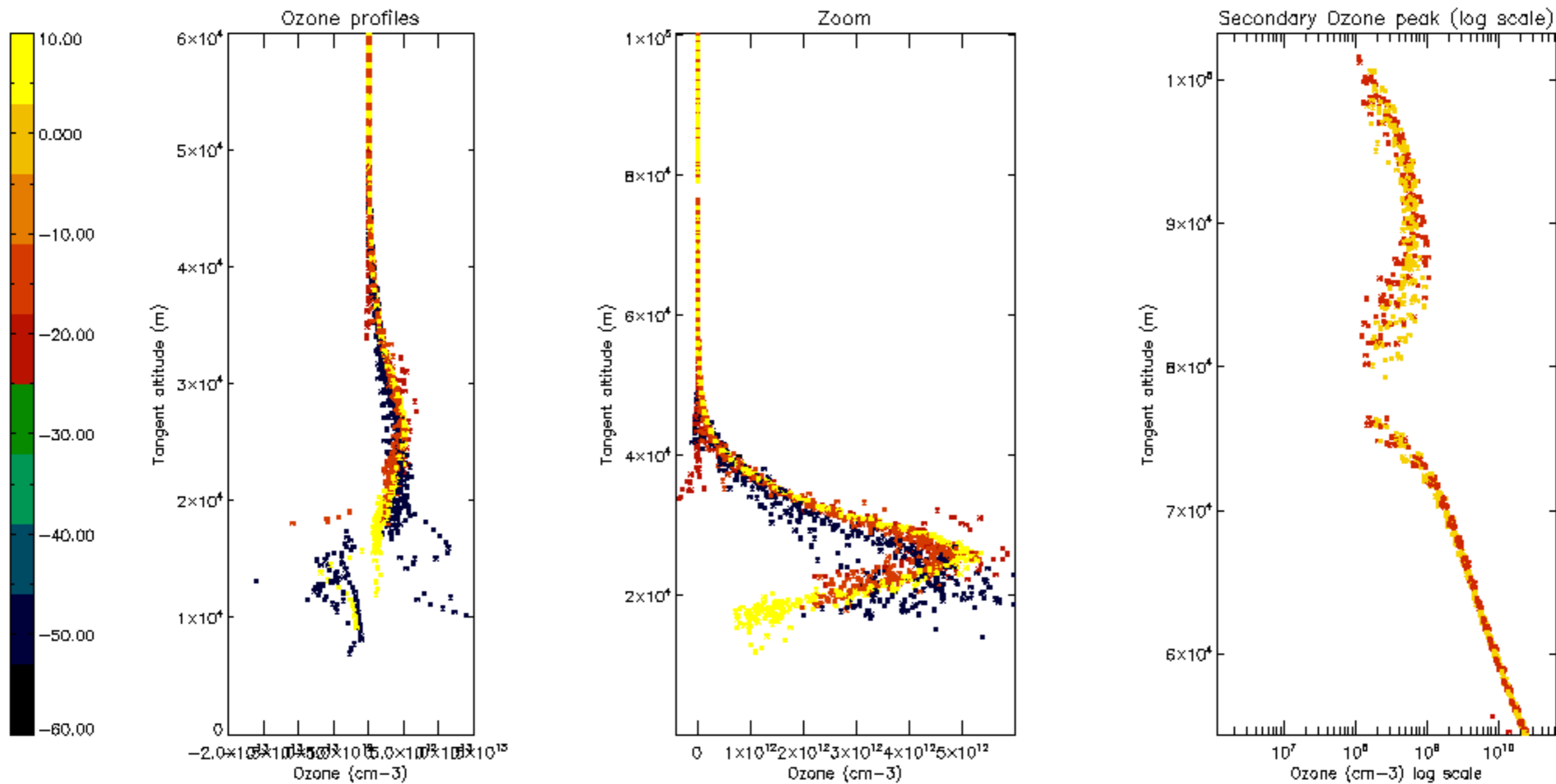


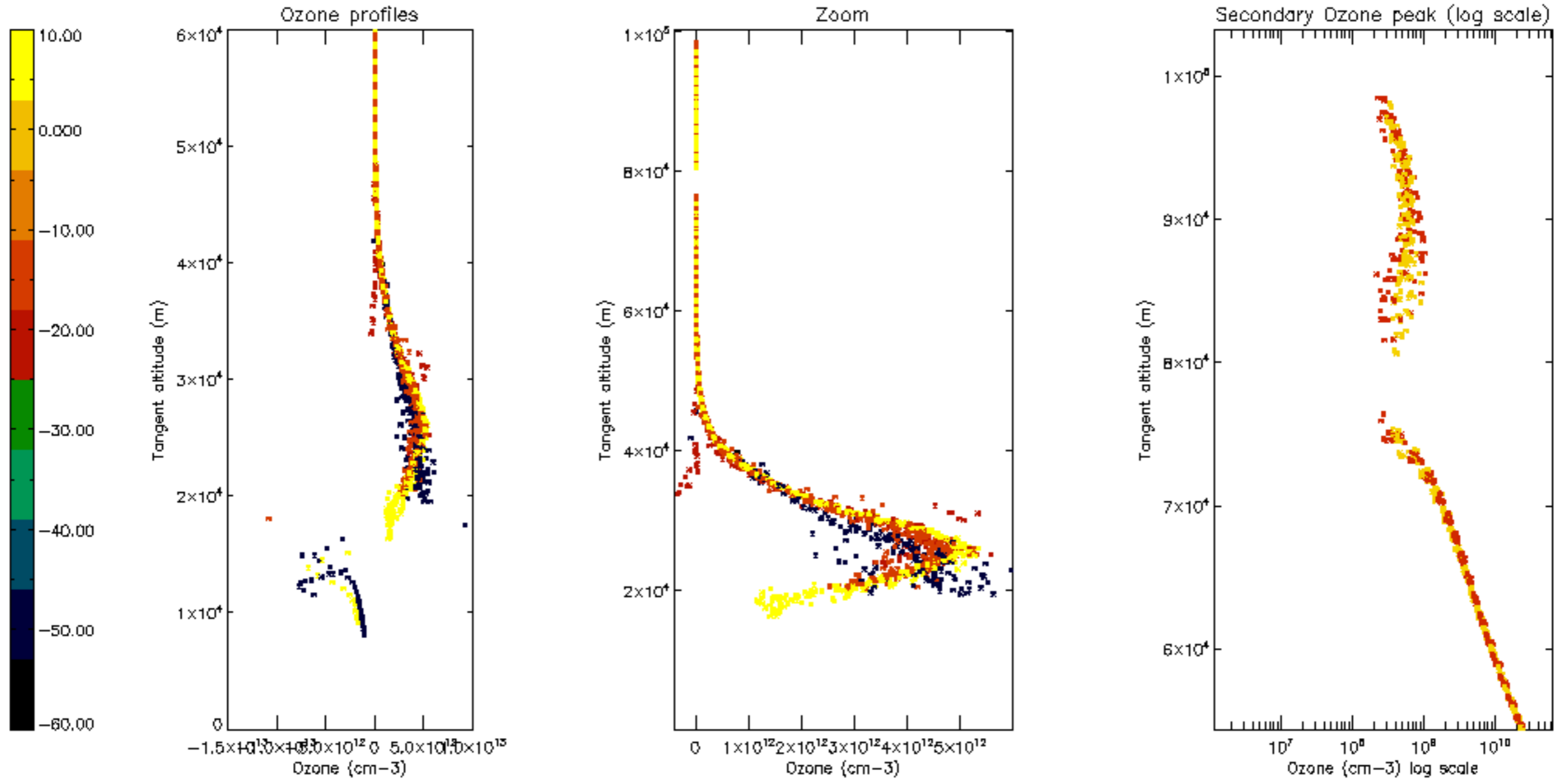
Percentage of saturation errors per profile

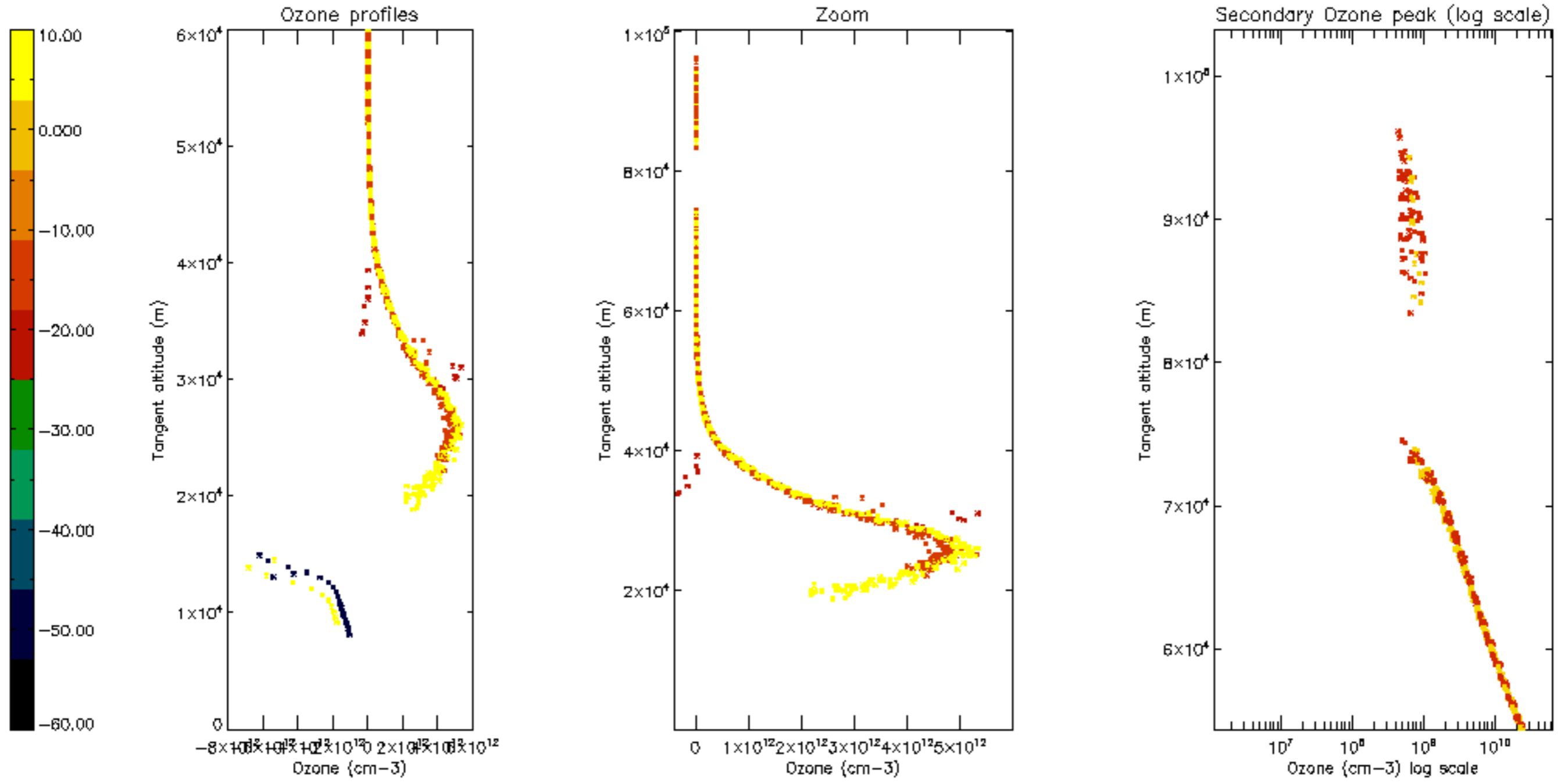


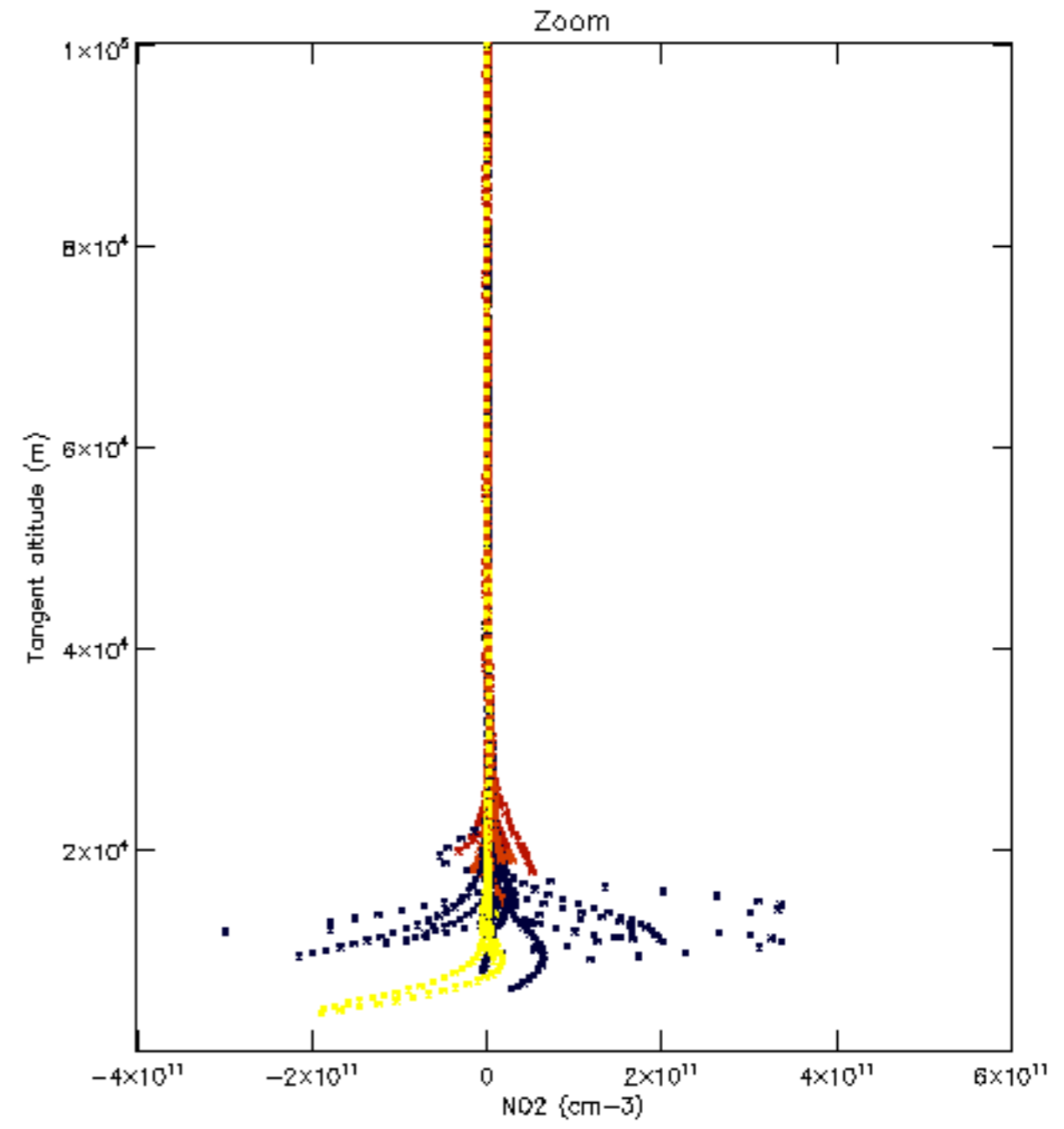
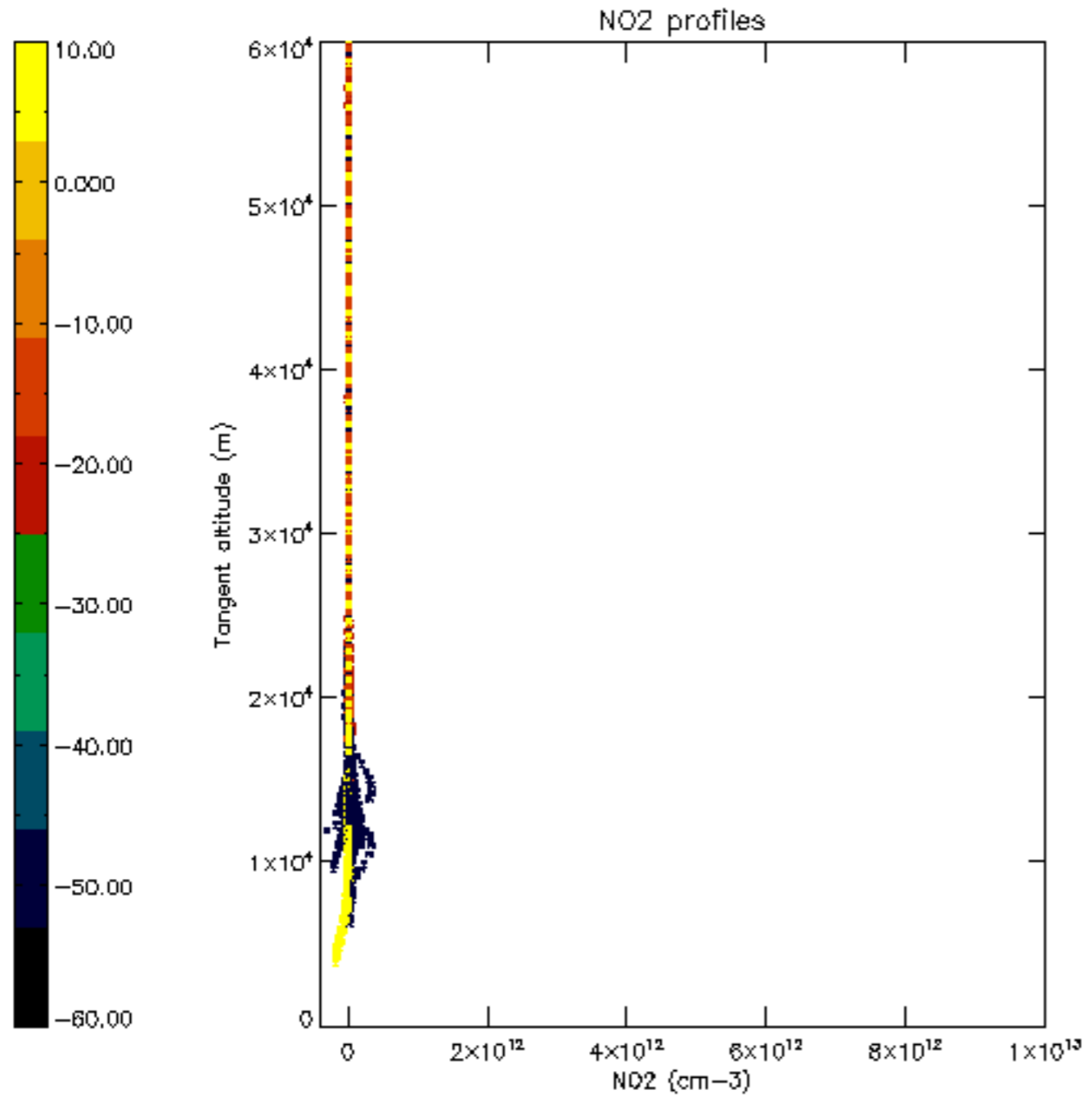


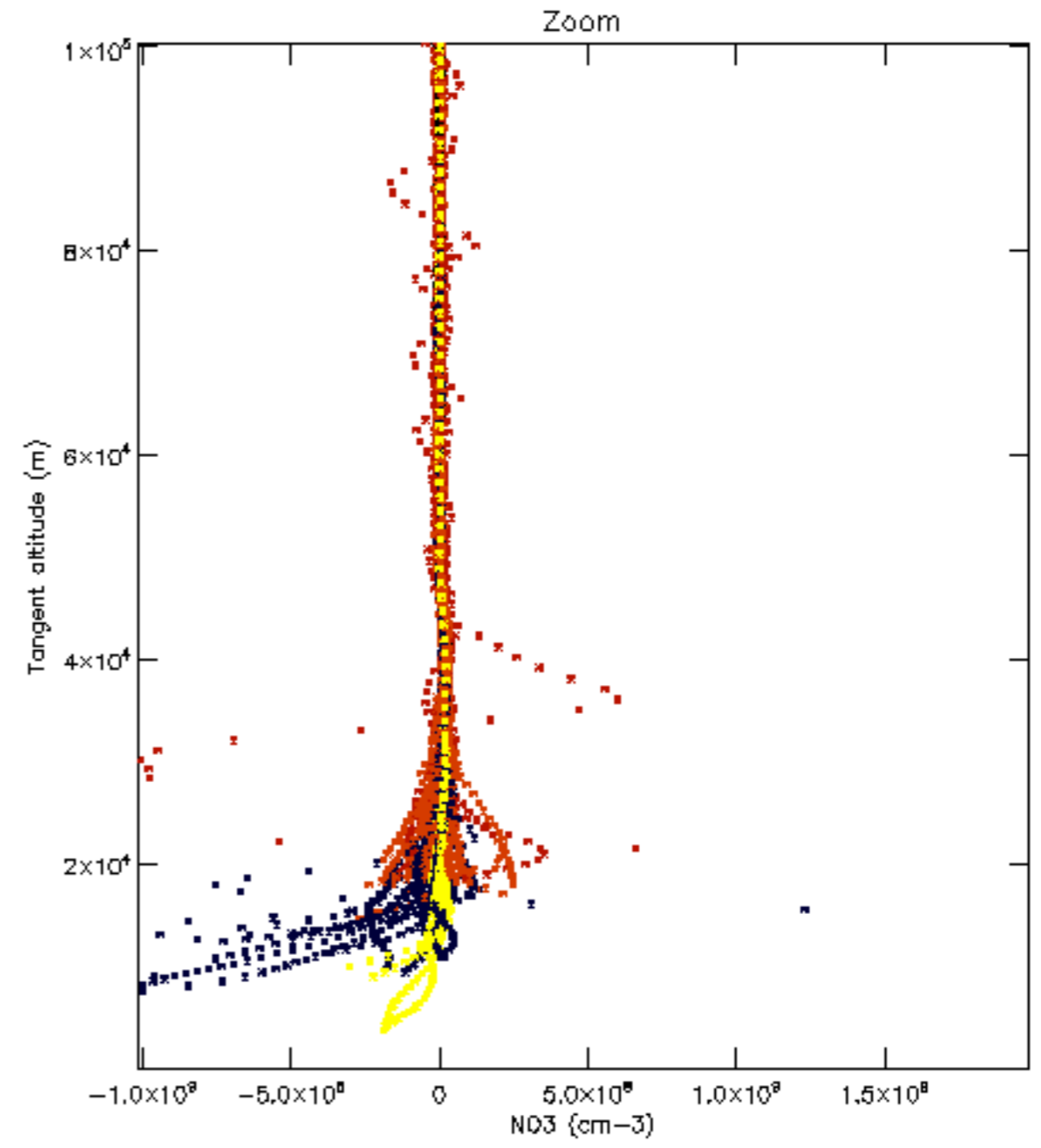
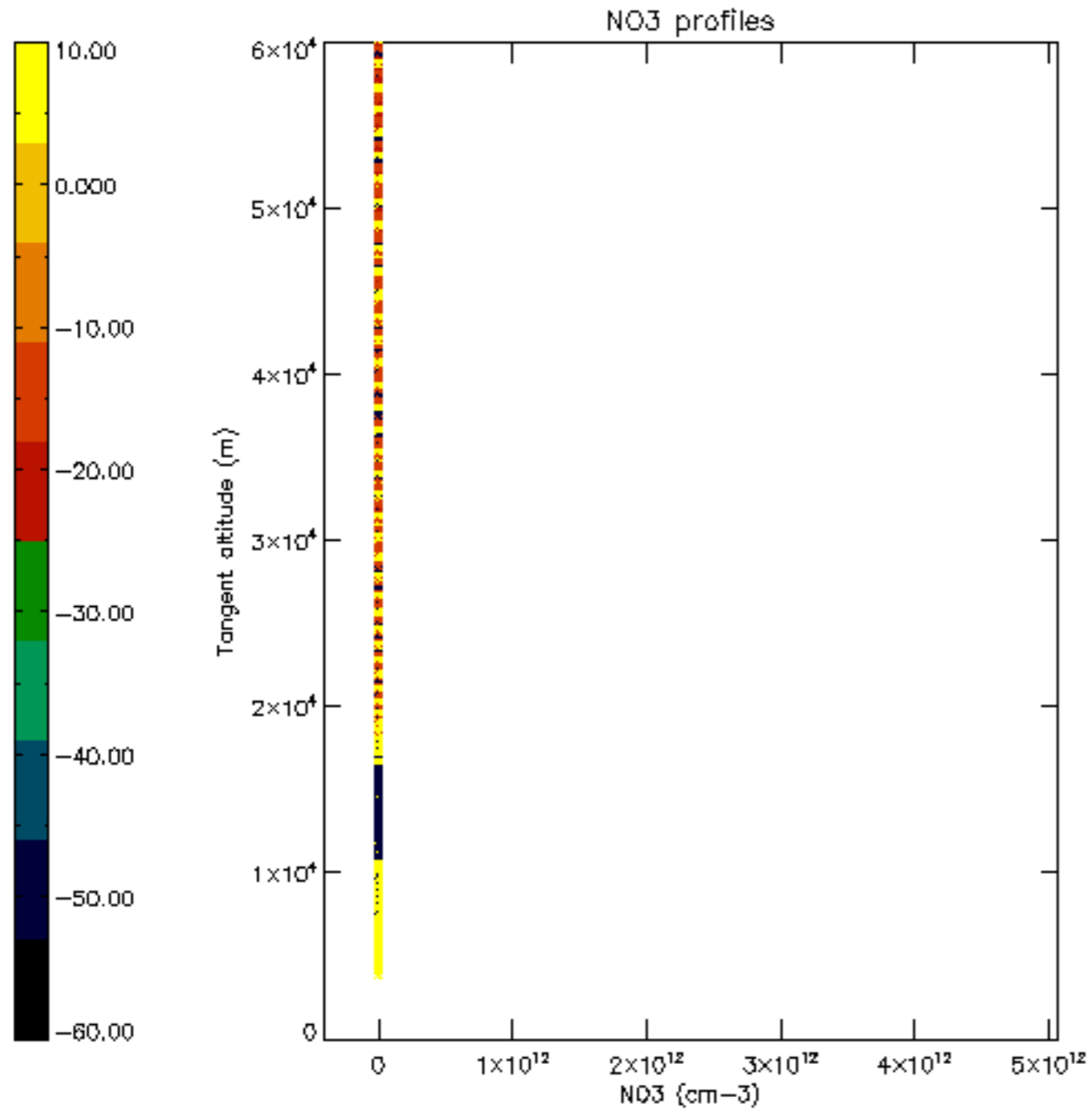


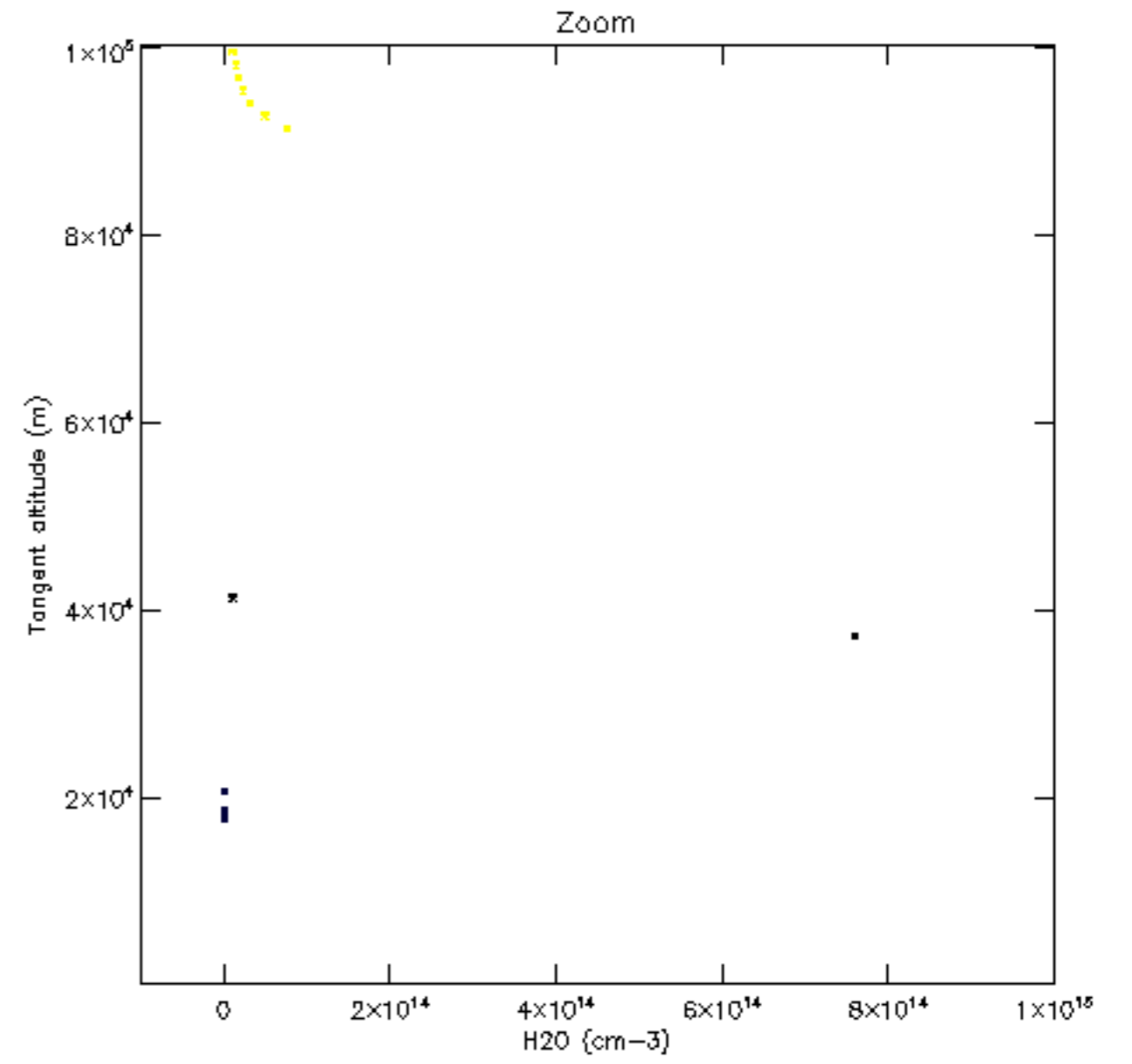
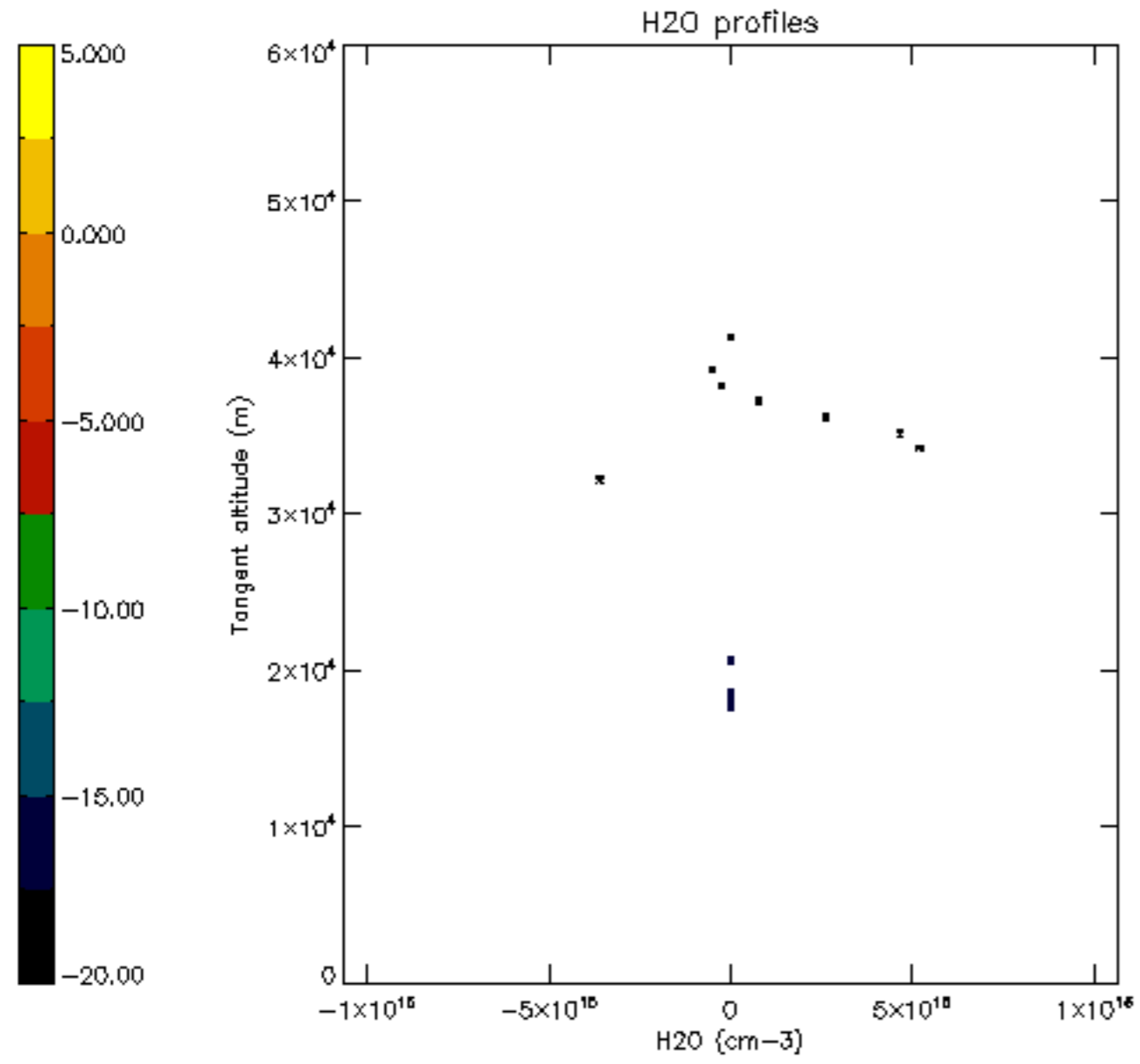


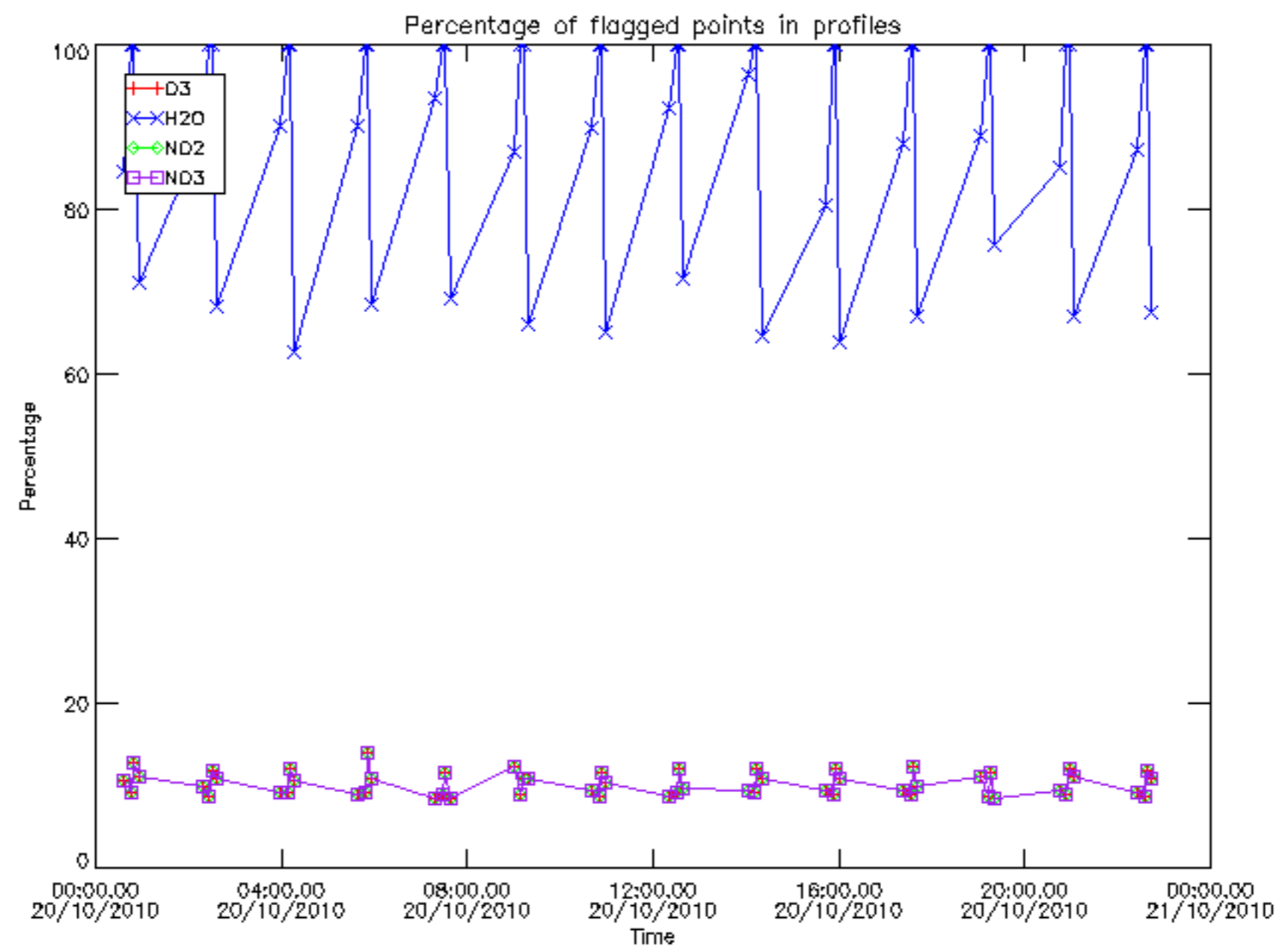






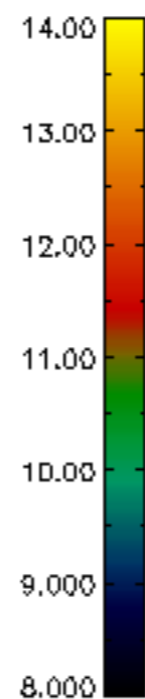
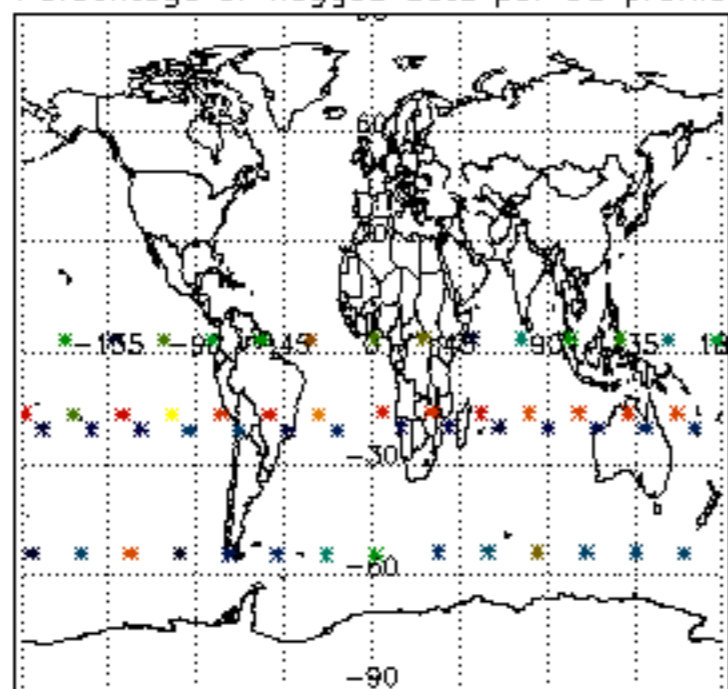




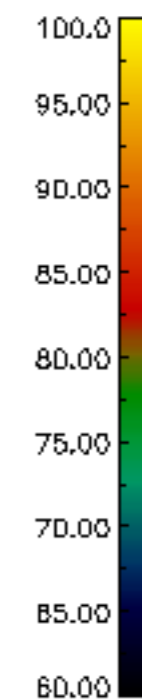
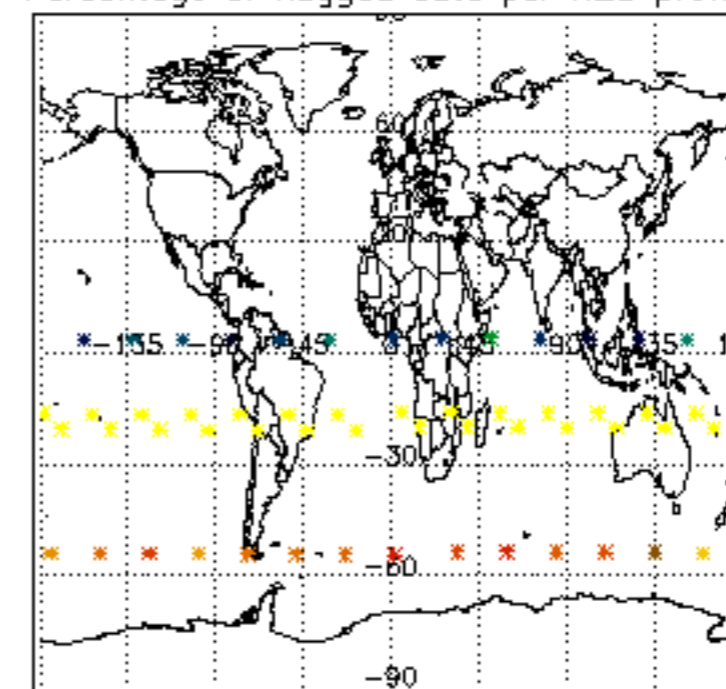




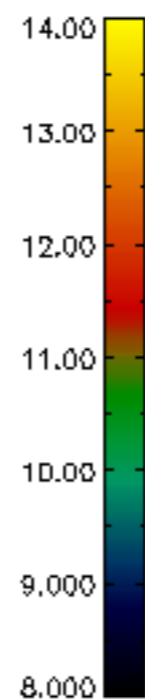
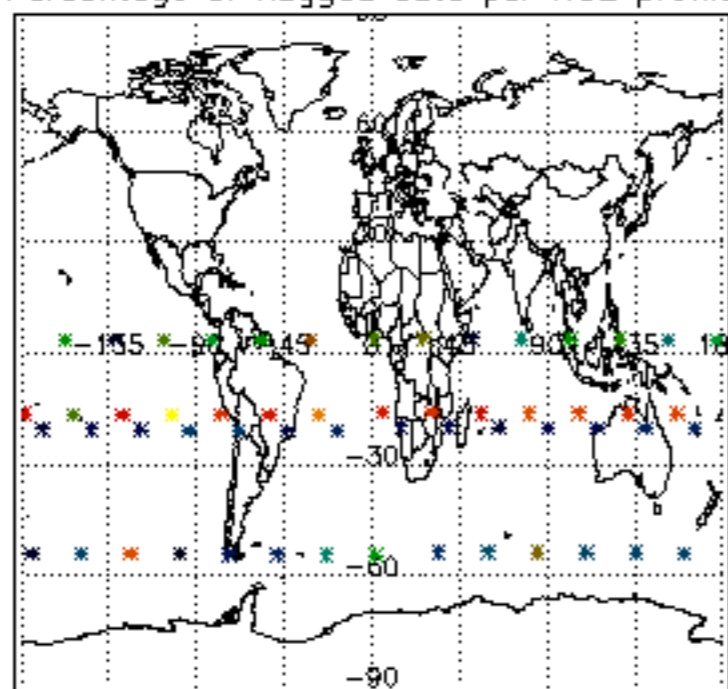
Percentage of flagged data per D3 profile



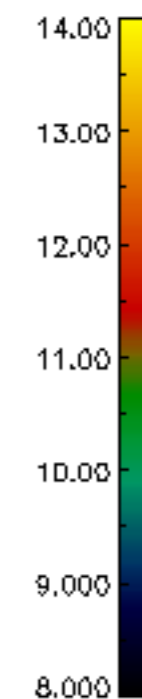
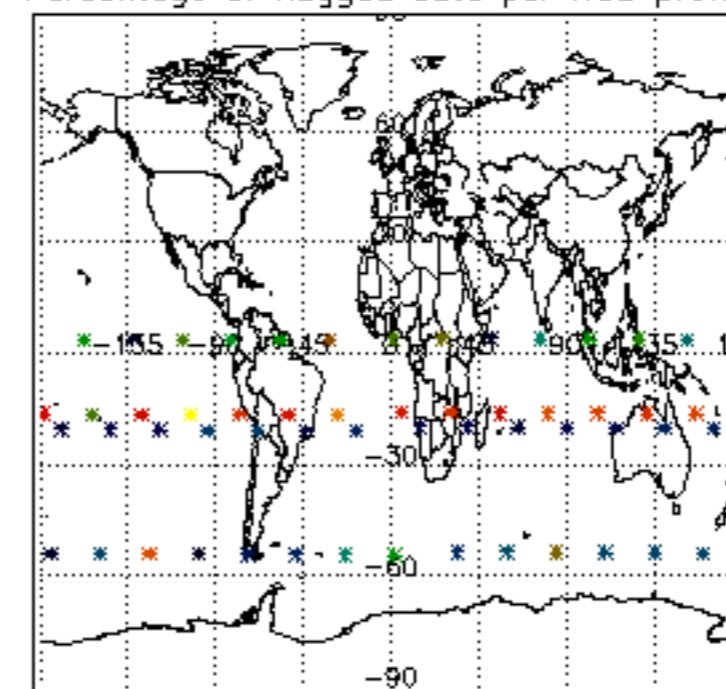
Percentage of flagged data per H2O profile

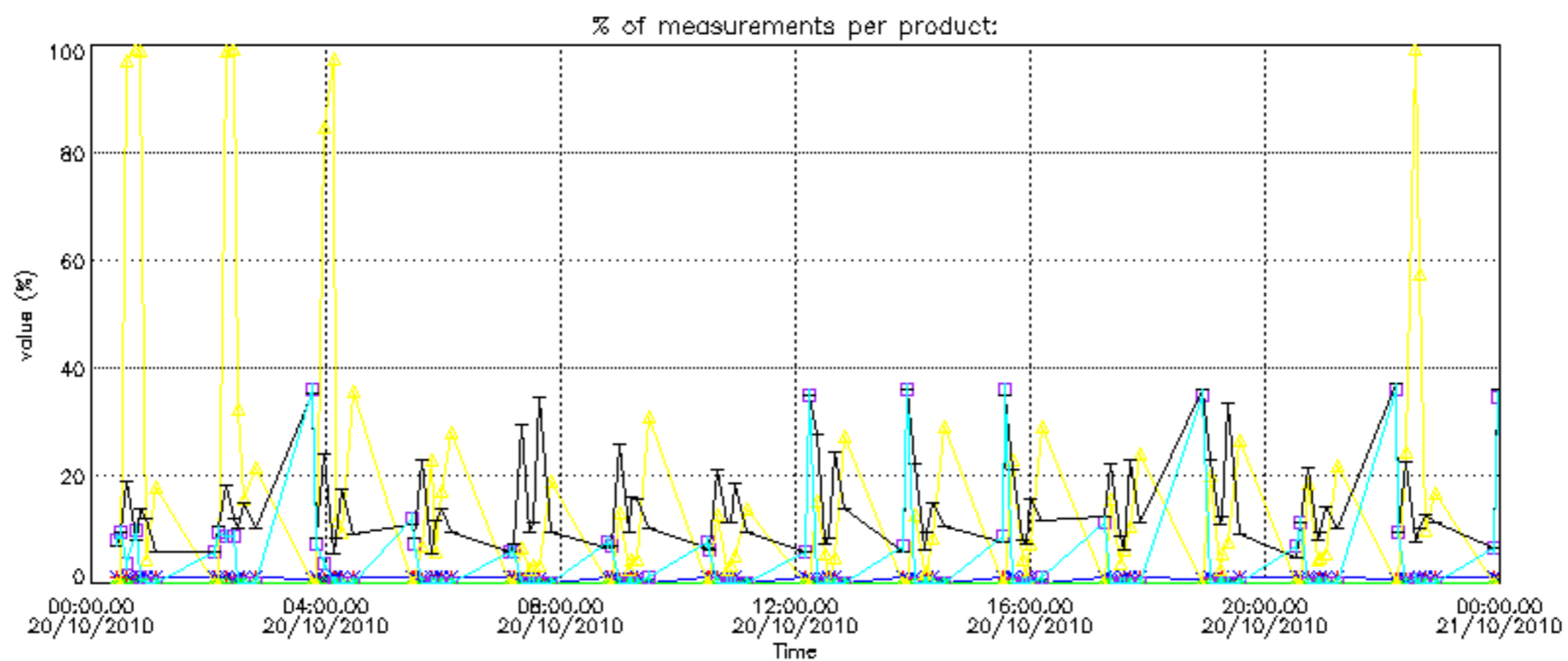
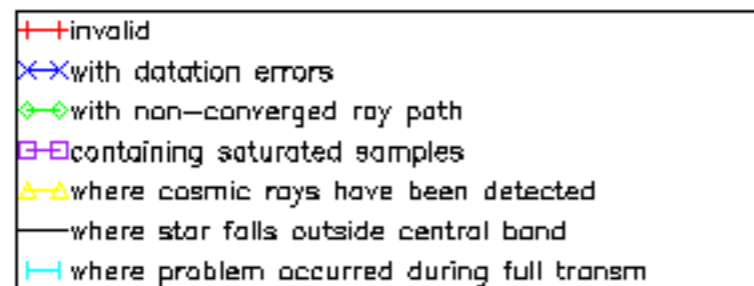


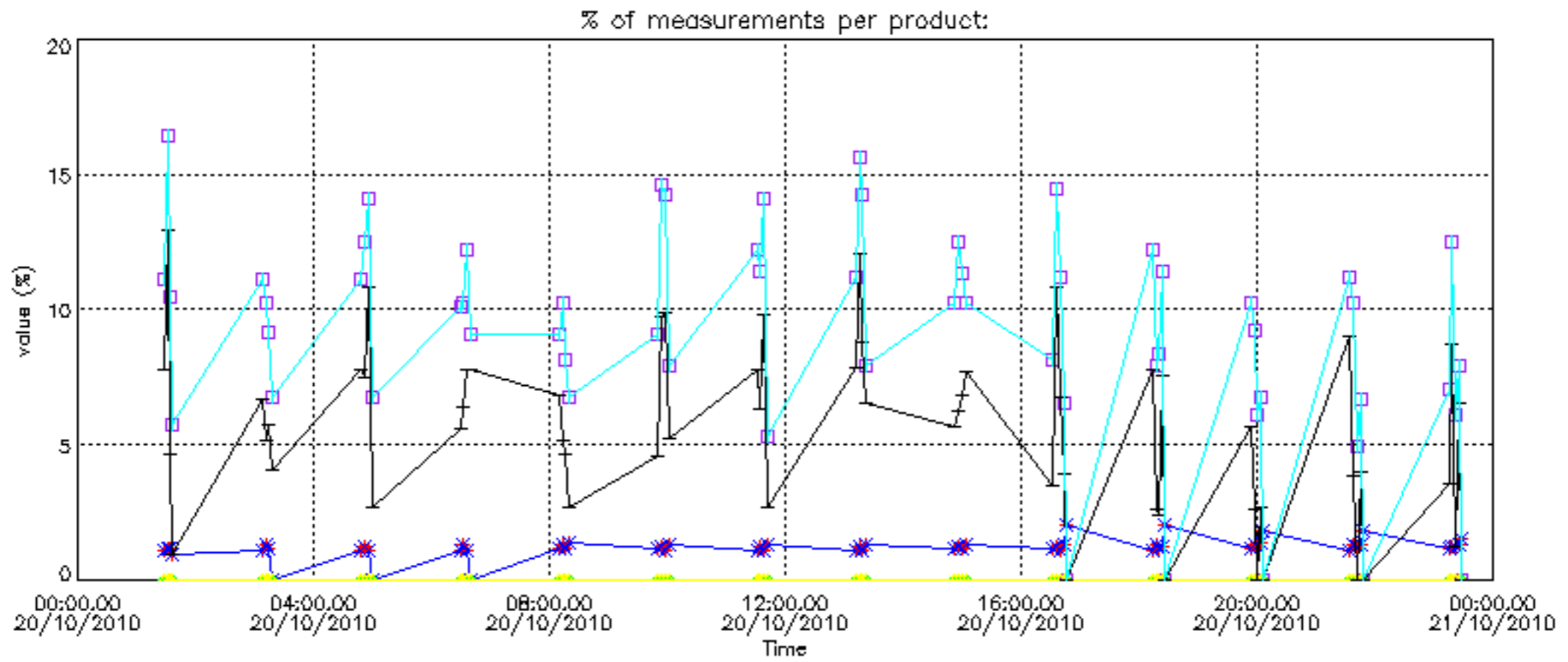
Percentage of flagged data per NO2 profile



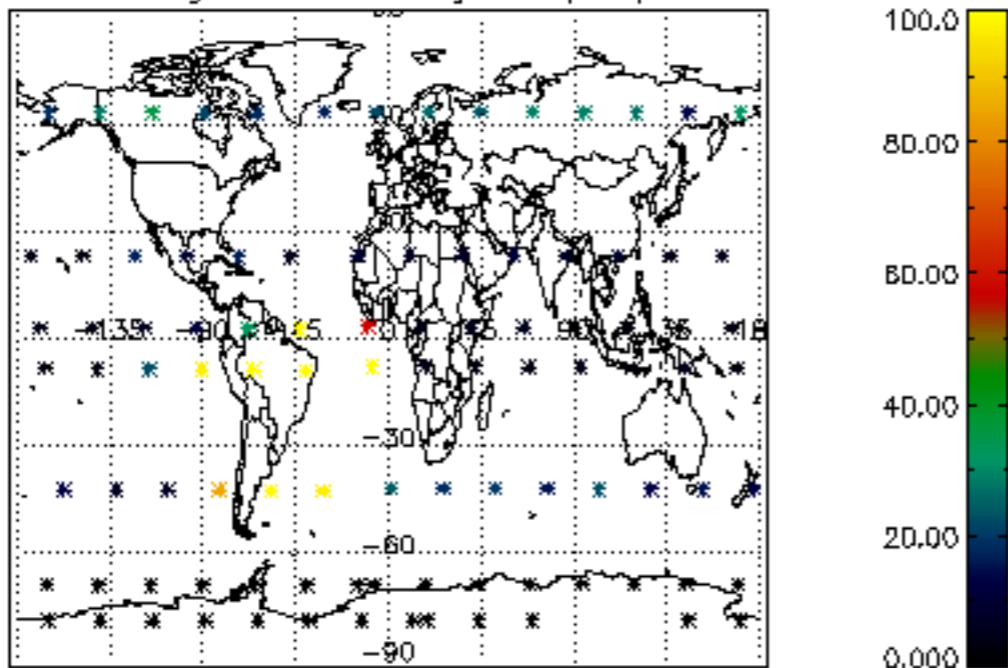
Percentage of flagged data per NO3 profile



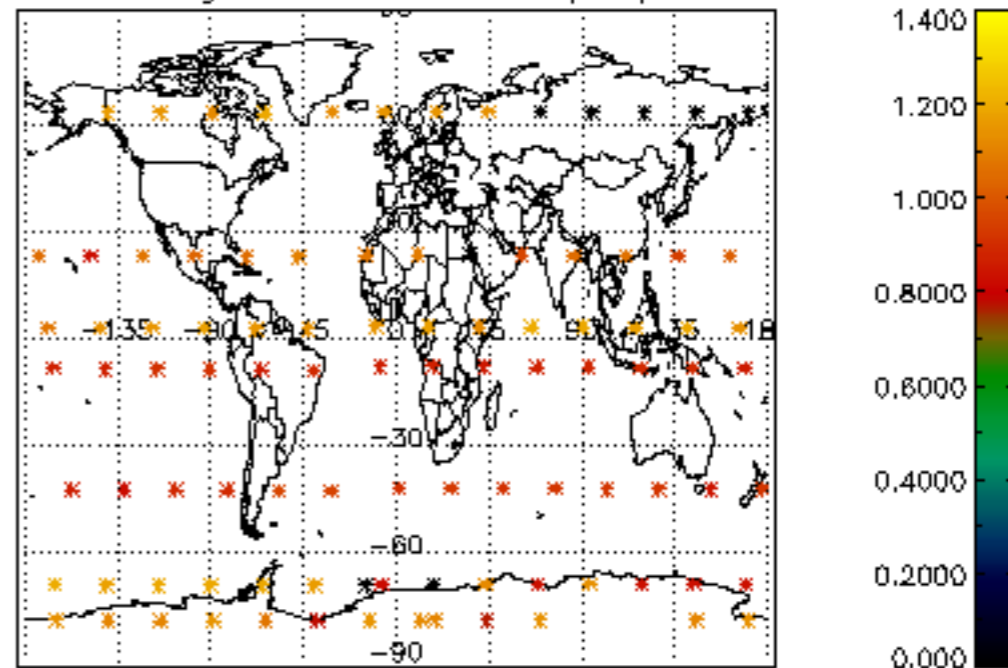




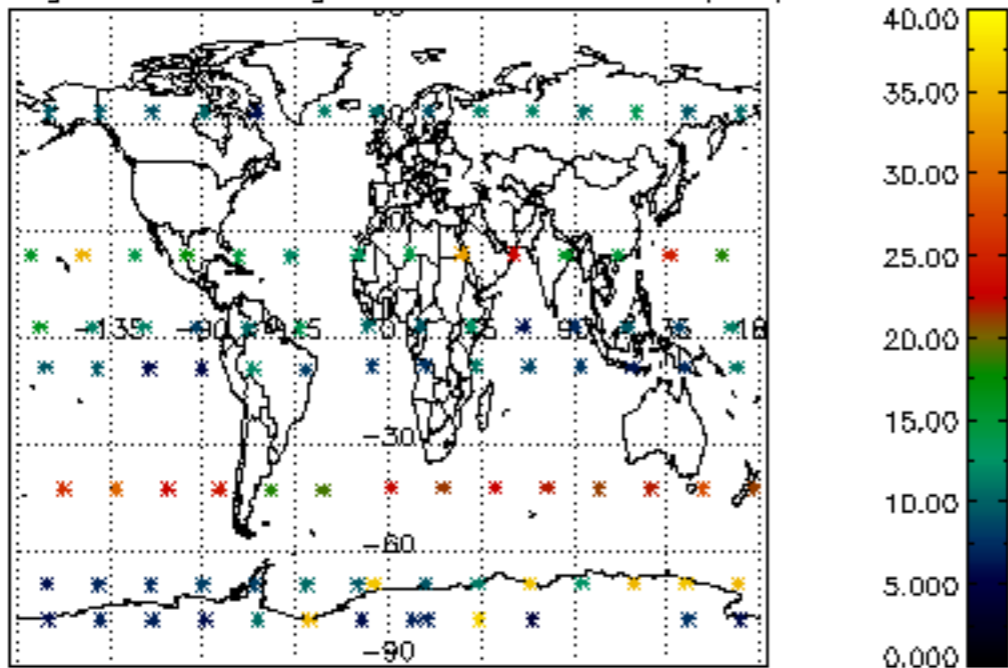
Percentage of cosmic ray hits per profile



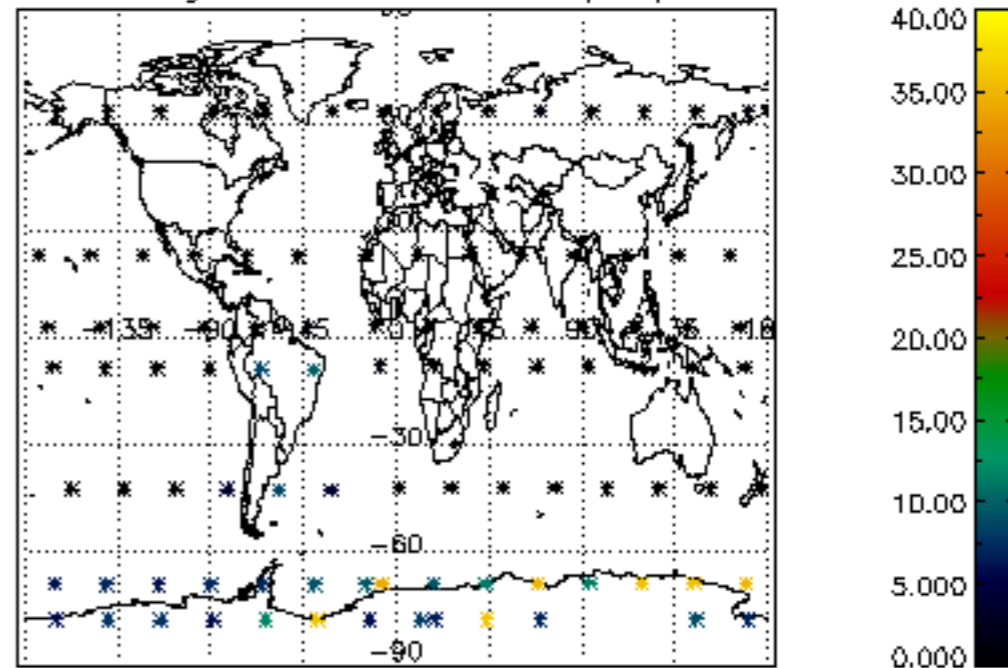
Percentage of datation errors per profile



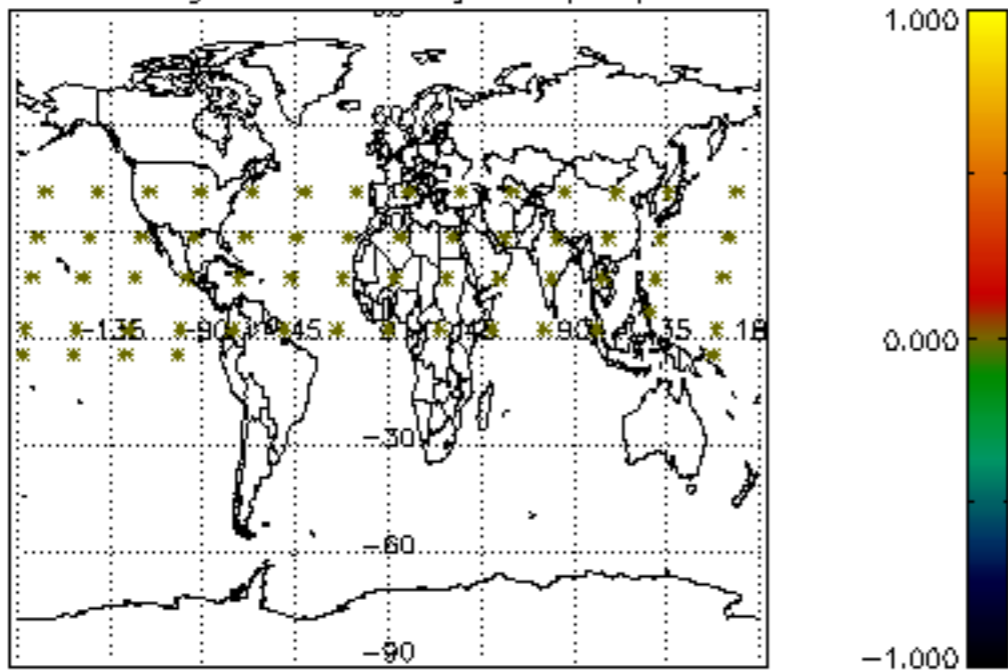
Percentage of star falling outside central band per profile



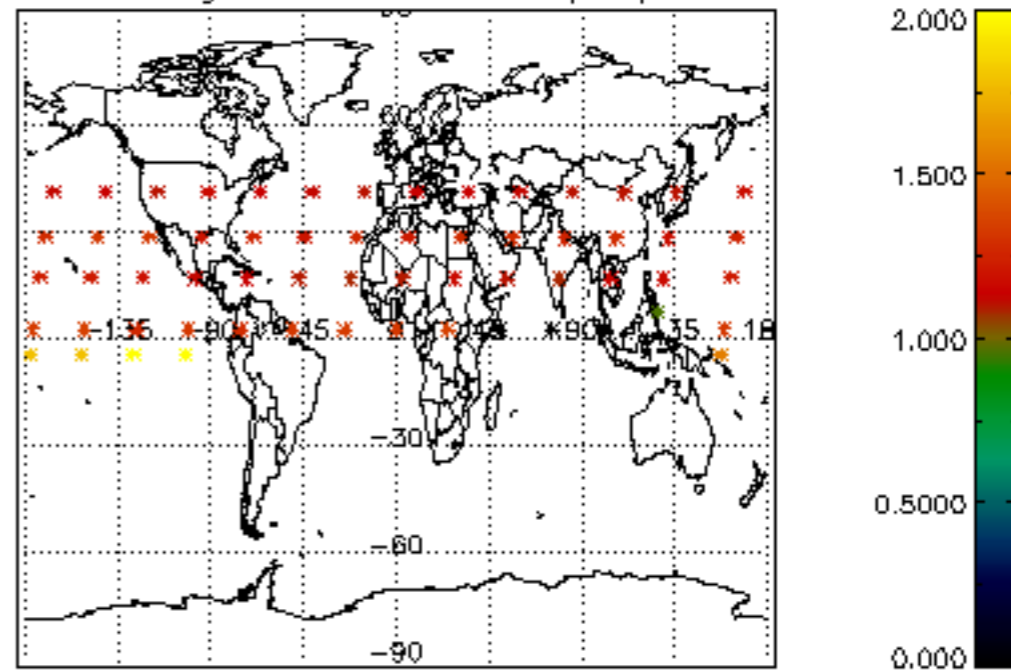
Percentage of saturation errors per profile



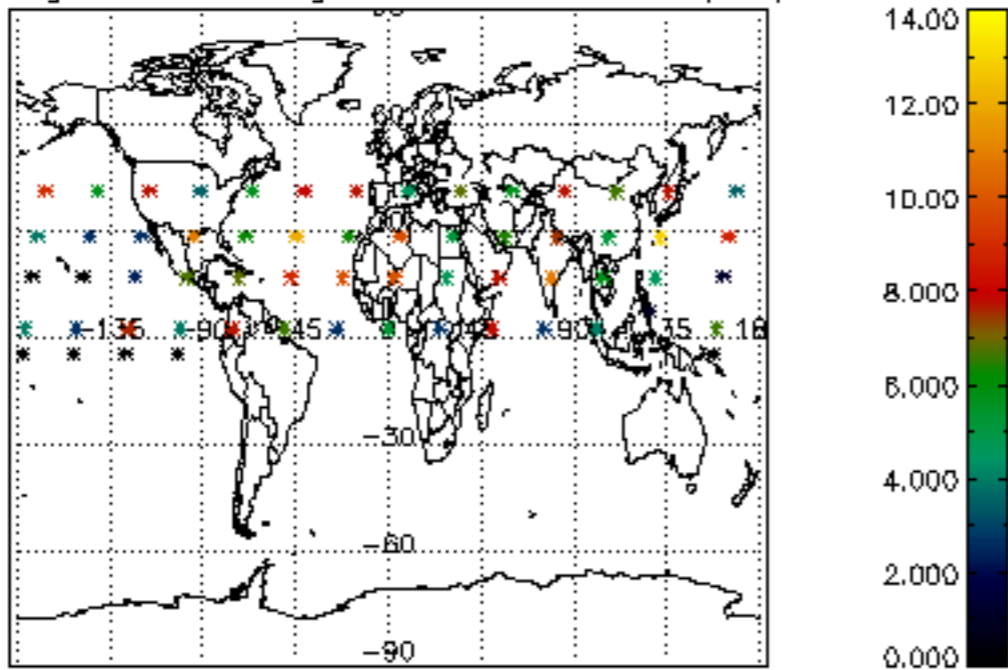
Percentage of cosmic ray hits per profile



Percentage of datation errors per profile



Percentage of star falling outside central band per profile



Percentage of saturation errors per profile

