

# GOMOS Level 2 Daily Report

## SUMMARY

### [1. General Info](#)

### [2. Summary of processed GOM\\_NL\\_2P products](#)

### [3. Level 2 Quality information per product](#)

#### [3.1 Plot of level 2 quality information per product \(time dependant\)](#)

#### [3.2 Plot of level 2 quality information per product \(world map\)](#)

### [4. Level 1 Quality information per product \(stored on level 2 products\)](#)

#### [4.1 Plot of level 1 quality information per product \(time dependant\)](#)

##### [4.1.1 Plot of level 1 quality information per product \(time dependant\): ASCENDING](#)

##### [4.1.2 Plot of level 1 quality information per product \(time dependant\): DESCENDING](#)

#### [4.2 Plot of level 1 quality information per product \(world map\)](#)

##### [4.2.1 Plot of level 1 quality information per product \(world map\): ASCENDING](#)

##### [4.2.2 Plot of level 1 quality information per product \(world map\): DESCENDING](#)

### [5. Ozone profiles based on quality statistics and other trace gas profiles](#)

#### [5.1 Ozone statistics based on quality of products](#)

#### [5.2 Plot ozone profiles for all STD \(dark without errors\)](#)

#### [5.3 Plot ozone profiles where STD < 20% \(dark without errors\)](#)

#### [5.4. Plot ozone profiles where STD < 10% \(dark without errors\)](#)

#### [5.5. Plot ozone profiles where STD < 5% \(dark without errors\)](#)

#### [5.6 Plot NO2 profiles for all STD \(dark without errors\)](#)

#### [5.7 Plot NO3 profiles for all STD \(dark without errors\)](#)

#### [5.8 Plot H2O profiles \(only for occultations of stars 1,2,3,4,13,14,16,26,63 dark without errors\) for all STD](#)

### [6. Auxiliary Data Files used for the production reported in section 2](#)

This report presents the daily analysis on parameters extracted from GOMOS level 2 data (GOM\_NL\_\_2P). It is intended to monitor some important parameters that will impact the quality of these products. A list of level 2 products (and content) that have arrived during the reporting day to the PCF is also given.

Item	Value
Time of report generation	29APR2013 16:04:50
Data source version	GOMOS/6.01
Start time of products	19-10-2010 (19OCT2010 00:00:00)
Stop time of products	20-10-2010 (20OCT2010 00:00:00)
Store outputs in DB	Yes
Nb of level 2 prods	184
Nb of prods with errors	0

## 2. Summary of processed GOM\_NL\_\_2P products.

Nr	Filename	UTC Start time	Limb	Duration	Star Id	Star Name	Star Mag	Star Temp	Nb Meas	Orbit	Prod. error
1	GOM_NL__2PRFIN20101019_001840_00000452094_00002_45146_0390.N1	19-OCT-2010 00:18:40	Bright	45.000	105	6Bet Ari	2.6450	8900.0	90	45146	No
2	GOM_NL__2PRFIN20101019_002213_00000402094_00002_45146_0391.N1	19-OCT-2010 00:22:13	Bright	39.500	53	43Bet And	2.0480	3300.0	79	45146	No
3	GOM_NL__2PRFIN20101019_002335_00000442094_00002_45146_0392.N1	19-OCT-2010 00:23:35	Bright	44.000	173	4Bet Tri	3.0040	8900.0	88	45146	No
4	GOM_NL__2PRFIN20101019_002530_00000442094_00002_45146_0393.N1	19-OCT-2010 00:25:30	Bright	44.000	73	57Gam1And	2.2600	13100.	88	45146	No
5	GOM_NL__2PRFIN20101019_002926_00000392094_00002_45146_0394.N1	19-OCT-2010 00:29:26	Bright	38.500	110	37Del Cas	2.6780	8900.0	77	45146	No
6	GOM_NL__2PRFIN20101019_003058_00000482094_00002_45146_0395.N1	19-OCT-2010 00:30:58	Bright	47.500	35	33Alp Per	1.7950	6250.0	95	45146	No
7	GOM_NL__2PRFIN20101019_005716_00000442094_00002_45146_0396.N1	19-OCT-2010 00:57:16	Bright	44.000	166	17Eps Leo	2.9800	6000.0	88	45146	No
8	GOM_NL__2PRFIN20101019_010036_00000422094_00002_45146_0397.N1	19-OCT-2010 01:00:36	Bright	42.000	22	32Alp Leo	1.3600	15200.	84	45146	No
9	GOM_NL__2PRFIN20101019_010816_00000572094_00002_45146_0398.N1	19-OCT-2010 01:08:16	Dark	56.500	48	30Alp Hya	1.9770	4100.0	113	45146	No
10	GOM_NL__2PRFIN20101019_011737_00000562094_00002_45146_0399.N1	19-OCT-2010 01:17:37	Dark	56.000	132	15Rho Pup	2.8030	6900.0	112	45146	No
11	GOM_NL__2PRFIN20101019_012100_00000432094_00003_45147_0397.N1	19-OCT-2010 01:21:00	Dark	43.000	34	Gam2Vel	1.7930	23000.	86	45147	No
12	GOM_NL__2PRFIN20101019_012639_00000462094_00003_45147_0398.N1	19-OCT-2010 01:26:39	Dark	46.000	2	Alp Car	-0.73600	7000.0	92	45147	No
13	GOM_NL__2PRFIN20101019_013812_00000432094_00003_45147_0399.N1	19-OCT-2010 01:38:12	Straylight	43.000	157	The1Eri	2.9060	9300.0	86	45147	No
14	GOM_NL__2PRFIN20101019_015915_00000452094_00003_45147_0400.N1	19-OCT-2010 01:59:15	Bright	45.000	105	6Bet Ari	2.6450	8900.0	90	45147	No
15	GOM_NL__2PRFIN20101019_020248_00000432094_00003_45147_0401.N1	19-OCT-2010 02:02:48	Bright	42.500	53	43Bet And	2.0480	3300.0	85	45147	No
16	GOM_NL__2PRFIN20101019_020411_00000452094_00003_45147_0402.N1	19-OCT-2010 02:04:11	Bright	44.500	173	4Bet Tri	3.0040	8900.0	89	45147	No
17	GOM_NL__2PRFIN20101019_020605_00000442094_00003_45147_0403.N1	19-OCT-2010 02:06:05	Bright	44.000	73	57Gam1And	2.2600	13100.	88	45147	No
18	GOM_NL__2PRFIN20101019_021001_00000392094_00003_45147_0404.N1	19-OCT-2010 02:10:01	Bright	39.000	110	37Del Cas	2.6780	8900.0	78	45147	No
19	GOM_NL__2PRFIN20101019_021134_00000512094_00003_45147_0405.N1	19-OCT-2010 02:11:34	Bright	51.000	35	33Alp Per	1.7950	6250.0	102	45147	No
20	GOM_NL__2PRFIN20101019_023752_00000442094_00003_45147_0406.N1	19-OCT-2010 02:37:52	Bright	43.500	166	17Eps Leo	2.9800	6000.0	87	45147	No
21	GOM_NL__2PRFIN20101019_024112_00000432094_00003_45147_0407.N1	19-OCT-2010 02:41:12	Bright	43.000	22	32Alp Leo	1.3600	15200.	86	45147	No
22	GOM_NL__2PRFIN20101019_024852_00000512094_00003_45147_0408.N1	19-OCT-2010 02:48:52	Dark	50.500	48	30Alp Hya	1.9770	4100.0	101	45147	No
23	GOM_NL__2PRFIN20101019_025814_00000542094_00003_45147_0409.N1	19-OCT-2010 02:58:14	Dark	54.000	132	15Rho Pup	2.8030	6900.0	108	45147	No
24	GOM_NL__2PRFIN20101019_030137_00000442094_00004_45148_0427.N1	19-OCT-2010 03:01:37	Dark	43.500	34	Gam2Vel	1.7930	23000.	87	45148	No
25	GOM_NL__2PRFIN20101019_030716_00000472094_00004_45148_0428.N1	19-OCT-2010 03:07:16	Dark	47.000	2	Alp Car	-0.73600	7000.0	94	45148	No
26	GOM_NL__2PRFIN20101019_031849_00000422094_00004_45148_0429.N1	19-OCT-2010 03:18:49	Straylight	42.000	157	The1Eri	2.9060	9300.0	84	45148	No
27	GOM_NL__2PRFIN20101019_033951_00000462094_00004_45148_0430.N1	19-OCT-2010 03:39:51	Bright	45.500	105	6Bet Ari	2.6450	8900.0	91	45148	No
28	GOM_NL__2PRFIN20101019_034324_00000392094_00004_45148_0431.N1	19-OCT-2010 03:43:24	Bright	38.500	53	43Bet And	2.0480	3300.0	77	45148	No
29	GOM_NL__2PRFIN20101019_034446_00000442094_00004_45148_0432.N1	19-OCT-2010 03:44:46	Bright	44.000	173	4Bet Tri	3.0040	8900.0	88	45148	No
30	GOM_NL__2PRFIN20101019_034640_00000462094_00004_45148_0433.N1	19-OCT-2010 03:46:40	Bright	45.500	73	57Gam1And	2.2600	13100.	91	45148	No
31	GOM_NL__2PRFIN20101019_035037_00000382094_00004_45148_0434.N1	19-OCT-2010 03:50:37	Bright	38.000	110	37Del Cas	2.6780	8900.0	76	45148	No
32	GOM_NL__2PRFIN20101019_035209_00000522094_00004_45148_0435.N1	19-OCT-2010 03:52:09	Bright	51.500	35	33Alp Per	1.7950	6250.0	103	45148	No
33	GOM_NL__2PRFIN20101019_041828_00000452094_00004_45148_0436.N1	19-OCT-2010 04:18:28	Bright	44.500	166	17Eps Leo	2.9800	6000.0	89	45148	No
34	GOM_NL__2PRFIN20101019_042149_00000432094_00004_45148_0437.N1	19-OCT-2010 04:21:49	Bright	42.500	22	32Alp Leo	1.3600	15200.	85	45148	No
35	GOM_NL__2PRFIN20101019_042929_00000522094_00004_45148_0438.N1	19-OCT-2010 04:29:29	Dark	52.000	48	30Alp Hya	1.9770	4100.0	104	45148	No
36	GOM_NL__2PRFIN20101019_043851_00000552094_00004_45148_0439.N1	19-OCT-2010 04:38:51	Dark	55.000	132	15Rho Pup	2.8030	6900.0	110	45148	No
37	GOM_NL__2PRFIN20101019_044214_00000462094_00005_45149_0440.N1	19-OCT-2010 04:42:14	Dark	46.000	34	Gam2Vel	1.7930	23000.	92	45149	No
38	GOM_NL__2PRFIN20101019_044753_00000622094_00005_45149_0441.N1	19-OCT-2010 04:47:53	Dark	61.500	2	Alp Car	-0.73600	7000.0	123	45149	No
39	GOM_NL__2PRFIN20101019_045925_00000452094_00005_45149_0442.N1	19-OCT-2010 04:59:25	Straylight	45.000	157	The1Eri	2.9060	9300.0	90	45149	No
40	GOM_NL__2PRFIN20101019_052026_00000452094_00005_45149_0443.N1	19-OCT-2010 05:20:26	Bright	44.500	105	6Bet Ari	2.6450	8900.0	89	45149	No
41	GOM_NL__2PRFIN20101019_052400_00000402094_00005_45149_0444.N1	19-OCT-2010 05:24:00	Bright	40.000	53	43Bet And	2.0480	3300.0	80	45149	No
42	GOM_NL__2PRFIN20101019_052521_00000452094_00005_45149_0445.N1	19-OCT-2010 05:25:21	Bright	45.000	173	4Bet Tri	3.0040	8900.0	90	45149	No

43	GOM_NL__2PRFIN20101019_052716_000000452094_00005_45149_0446.N1	19-OCT-2010 05:27:16	Bright	45.000	73	57Gam1And	2.2600	13100.	90	45149	No
44	GOM_NL__2PRFIN20101019_053113_000000392094_00005_45149_0447.N1	19-OCT-2010 05:31:13	Bright	39.000	110	37Del Cas	2.6780	8900.0	78	45149	No
45	GOM_NL__2PRFIN20101019_053244_000000522094_00005_45149_0448.N1	19-OCT-2010 05:32:44	Bright	52.000	35	33Alp Per	1.7950	6250.0	104	45149	No
46	GOM_NL__2PRFIN20101019_055904_000000422094_00005_45149_0449.N1	19-OCT-2010 05:59:04	Bright	42.000	166	17Eps Leo	2.9800	6000.0	84	45149	No
47	GOM_NL__2PRFIN20101019_060225_000000412094_00005_45149_0450.N1	19-OCT-2010 06:02:25	Bright	41.000	22	32Alp Leo	1.3600	15200.	82	45149	No
48	GOM_NL__2PRFIN20101019_061006_000000562094_00005_45149_0451.N1	19-OCT-2010 06:10:06	Dark	56.000	48	30Alp Hya	1.9770	4100.0	112	45149	No
49	GOM_NL__2PRFIN20101019_061929_000000562094_00005_45149_0452.N1	19-OCT-2010 06:19:29	Dark	56.000	132	15Rho Pup	2.8030	6900.0	112	45149	No
50	GOM_NL__2PRFIN20101019_062250_000000442094_00006_45150_0450.N1	19-OCT-2010 06:22:50	Dark	44.000	34	Gam2Vel	1.7930	23000.	88	45150	No
51	GOM_NL__2PRFIN20101019_062829_000000532094_00006_45150_0451.N1	19-OCT-2010 06:28:29	Dark	53.000	2	Alp Car	-0.73600	7000.0	106	45150	No
52	GOM_NL__2PRFIN20101019_064001_000000442094_00006_45150_0452.N1	19-OCT-2010 06:40:01	Straylight	44.000	157	The1Eri	2.9060	9300.0	88	45150	No
53	GOM_NL__2PRFIN20101019_070102_000000452094_00006_45150_0453.N1	19-OCT-2010 07:01:02	Bright	45.000	105	6Bet Ari	2.6450	8900.0	90	45150	No
54	GOM_NL__2PRFIN20101019_070435_000000402094_00006_45150_0454.N1	19-OCT-2010 07:04:35	Bright	39.500	53	43Bet And	2.0480	3300.0	79	45150	No
55	GOM_NL__2PRFIN20101019_070556_000000442094_00006_45150_0455.N1	19-OCT-2010 07:05:56	Bright	43.500	173	4Bet Tri	3.0040	8900.0	87	45150	No
56	GOM_NL__2PRFIN20101019_070751_000000422094_00006_45150_0456.N1	19-OCT-2010 07:07:51	Bright	42.000	73	57Gam1And	2.2600	13100.	84	45150	No
57	GOM_NL__2PRFIN20101019_071031_000000272094_00006_45150_0457.N1	19-OCT-2010 07:10:31	Tw_i_and_stray	27.000	79	26Bet Per	2.3100	13100.	54	45150	No
58	GOM_NL__2PRFIN20101019_071148_000000392094_00006_45150_0458.N1	19-OCT-2010 07:11:48	Bright	39.000	110	37Del Cas	2.6780	8900.0	78	45150	No
59	GOM_NL__2PRFIN20101019_071319_000000532094_00006_45150_0459.N1	19-OCT-2010 07:13:19	Bright	53.000	35	33Alp Per	1.7950	6250.0	106	45150	No
60	GOM_NL__2PRFIN20101019_073941_000000432094_00006_45150_0460.N1	19-OCT-2010 07:39:41	Bright	43.000	166	17Eps Leo	2.9800	6000.0	86	45150	No
61	GOM_NL__2PRFIN20101019_074301_000000412094_00006_45150_0461.N1	19-OCT-2010 07:43:01	Bright	40.500	22	32Alp Leo	1.3600	15200.	81	45150	No
62	GOM_NL__2PRFIN20101019_075043_000000542094_00006_45150_0462.N1	19-OCT-2010 07:50:43	Dark	53.500	48	30Alp Hya	1.9770	4100.0	107	45150	No
63	GOM_NL__2PRFIN20101019_080006_000000562094_00006_45150_0463.N1	19-OCT-2010 08:00:06	Dark	56.000	132	15Rho Pup	2.8030	6900.0	112	45150	No
64	GOM_NL__2PRFIN20101019_080906_000000622094_00007_45151_0462.N1	19-OCT-2010 08:09:06	Dark	61.500	2	Alp Car	-0.73600	7000.0	123	45151	No
65	GOM_NL__2PRFIN20101019_082038_000000432094_00007_45151_0463.N1	19-OCT-2010 08:20:38	Straylight	43.000	157	The1Eri	2.9060	9300.0	86	45151	No
66	GOM_NL__2PRFIN20101019_084137_000000452094_00007_45151_0464.N1	19-OCT-2010 08:41:37	Bright	44.500	105	6Bet Ari	2.6450	8900.0	89	45151	No
67	GOM_NL__2PRFIN20101019_084511_000000392094_00007_45151_0465.N1	19-OCT-2010 08:45:11	Bright	39.000	53	43Bet And	2.0480	3300.0	78	45151	No
68	GOM_NL__2PRFIN20101019_084632_000000452094_00007_45151_0466.N1	19-OCT-2010 08:46:32	Bright	45.000	173	4Bet Tri	3.0040	8900.0	90	45151	No
69	GOM_NL__2PRFIN20101019_084827_000000442094_00007_45151_0467.N1	19-OCT-2010 08:48:27	Bright	44.000	73	57Gam1And	2.2600	13100.	88	45151	No
70	GOM_NL__2PRFIN20101019_085106_000000272094_00007_45151_0468.N1	19-OCT-2010 08:51:06	Tw_i_and_stray	27.000	79	26Bet Per	2.3100	13100.	54	45151	No
71	GOM_NL__2PRFIN20101019_085224_000000372094_00007_45151_0469.N1	19-OCT-2010 08:52:24	Bright	36.500	110	37Del Cas	2.6780	8900.0	73	45151	No
72	GOM_NL__2PRFIN20101019_085354_000000532094_00007_45151_0470.N1	19-OCT-2010 08:53:54	Bright	52.500	35	33Alp Per	1.7950	6250.0	105	45151	No
73	GOM_NL__2PRFIN20101019_092017_000000452094_00007_45151_0471.N1	19-OCT-2010 09:20:17	Bright	44.500	166	17Eps Leo	2.9800	6000.0	89	45151	No
74	GOM_NL__2PRFIN20101019_092338_000000422094_00007_45151_0472.N1	19-OCT-2010 09:23:38	Bright	42.000	22	32Alp Leo	1.3600	15200.	84	45151	No
75	GOM_NL__2PRFIN20101019_093119_000000532094_00007_45151_0473.N1	19-OCT-2010 09:31:19	Dark	52.500	48	30Alp Hya	1.9770	4100.0	105	45151	No
76	GOM_NL__2PRFIN20101019_094044_000000562094_00007_45151_0474.N1	19-OCT-2010 09:40:44	Dark	56.000	132	15Rho Pup	2.8030	6900.0	112	45151	No
77	GOM_NL__2PRFIN20101019_094943_000000462094_00008_45152_0486.N1	19-OCT-2010 09:49:43	Dark	46.000	2	Alp Car	-0.73600	7000.0	92	45152	No
78	GOM_NL__2PRFIN20101019_100114_000000422094_00008_45152_0487.N1	19-OCT-2010 10:01:14	Straylight	42.000	157	The1Eri	2.9060	9300.0	84	45152	No
79	GOM_NL__2PRFIN20101019_102213_000000442094_00008_45152_0488.N1	19-OCT-2010 10:22:13	Bright	43.500	105	6Bet Ari	2.6450	8900.0	87	45152	No
80	GOM_NL__2PRFIN20101019_102546_000000392094_00008_45152_0489.N1	19-OCT-2010 10:25:46	Bright	39.000	53	43Bet And	2.0480	3300.0	78	45152	No
81	GOM_NL__2PRFIN20101019_102902_000000462094_00008_45152_0490.N1	19-OCT-2010 10:29:02	Bright	45.500	73	57Gam1And	2.2600	13100.	91	45152	No
82	GOM_NL__2PRFIN20101019_103141_000000322094_00008_45152_0491.N1	19-OCT-2010 10:31:41	Tw_i_and_stray	32.000	79	26Bet Per	2.3100	13100.	64	45152	No
83	GOM_NL__2PRFIN20101019_103259_000000382094_00008_45152_0492.N1	19-OCT-2010 10:32:59	Bright	38.000	110	37Del Cas	2.6780	8900.0	76	45152	No
84	GOM_NL__2PRFIN20101019_103428_000000532094_00008_45152_0493.N1	19-OCT-2010 10:34:28	Bright	53.000	35	33Alp Per	1.7950	6250.0	106	45152	No
85	GOM_NL__2PRFIN20101019_110053_000000452094_00008_45152_0494.N1	19-OCT-2010 11:00:53	Bright	45.000	166	17Eps Leo	2.9800	6000.0	90	45152	No
86	GOM_NL__2PRFIN20101019_110414_000000422094_00008_45152_0495.N1	19-OCT-2010 11:04:14	Bright	42.000	22	32Alp Leo	1.3600	15200.	84	45152	No
87	GOM_NL__2PRFIN20101019_111156_000000502094_00008_45152_0496.N1	19-OCT-2010 11:11:56	Dark	49.500	48	30Alp Hya	1.9770	4100.0	99	45152	No
88	GOM_NL__2PRFIN20101019_112121_000000562094_00008_45152_0497.N1	19-OCT-2010 11:21:21	Dark	55.500	132	15Rho Pup	2.8030	6900.0	111	45152	No
89	GOM_NL__2PRFIN20101019_112440_000000442094_00009_45153_0497.N1	19-OCT-2010 11:24:40	Dark	44.000	34	Gam2Vel	1.7930	23000.	88	45153	No
90	GOM_NL__2PRFIN20101019_113020_000000552094_00009_45153_0498.N1	19-OCT-2010 11:30:20	Dark	54.500	2	Alp Car	-0.73600	7000.0	109	45153	No
91	GOM_NL__2PRFIN20101019_114150_000000432094_00009_45153_0499.N1	19-OCT-2010 11:41:50	Straylight	43.000	157	The1Eri	2.9060	9300.0	86	45153	No
92	GOM_NL__2PRFIN20101019_120248_000000442094_00009_45153_0500.N1	19-OCT-2010 12:02:48	Bright	44.000	105	6Bet Ari	2.6450	8900.0	88	45153	No
93	GOM_NL__2PRFIN20101019_120622_000000382094_00009_45153_0501.N1	19-OCT-2010 12:06:22	Bright	38.000	53	43Bet And	2.0480	3300.0	76	45153	No
94	GOM_NL__2PRFIN20101019_120937_000000472094_00009_45153_0502.N1	19-OCT-2010 12:09:37	Bright	47.000	73	57Gam1And	2.2600	13100.	94	45153	No
95	GOM_NL__2PRFIN20101019_121216_000000322094_00009_45153_0503.N1	19-OCT-2010 12:12:16	Tw_i_and_stray	32.000	79	26Bet Per	2.3100	13100.	64	45153	No
96	GOM_NL__2PRFIN20101019_121335_000000402094_00009_45153_0504.N1	19-OCT-2010 12:13:35	Bright	39.500	110	37Del Cas	2.6780	8900.0	79	45153	No
97	GOM_NL__2PRFIN20101019_121504_000000532094_00009_45153_0505.N1	19-OCT-2010 12:15:04	Bright	53.000	35	33Alp Per	1.7950	6250.0	106	45153	No
98	GOM_NL__2PRFIN20101019_124129_000000632094_00009_45153_0506.N1	19-OCT-2010 12:41:29	Bright	63.000	166	17Eps Leo	2.9800	6000.0	126	45153	No
99	GOM_NL__2PRFIN20101019_124450_000000592094_00009_45153_0507.N1	19-OCT-2010 12:44:50	Bright	59.000	22	32Alp Leo	1.3600	15200.	118	45153	No
100	GOM_NL__2PRFIN20101019_125233_000000542094_00009_45153_0508.N1	19-OCT-2010 12:52:33	Dark	54.000	48	30Alp Hya	1.9770	4100.0	108	45153	No
101	GOM_NL__2PRFIN20101019_130158_000000562094_00009_45153_0509.N1	19-OCT-2010 13:01:58	Dark	56.000	132	15Rho Pup	2.8030	6900.0	112	45153	No

102	GOM_NL__2PRFIN20101019_130517_000000452094_00010_45154_0514.N1	19-OCT-2010 13:05:17	Dark	44.500	34	Gam2Vel	1.7930	23000.	89	45154	No
103	GOM_NL__2PRFIN20101019_131056_000000472094_00010_45154_0515.N1	19-OCT-2010 13:10:56	Dark	47.000	2	Alp Car	-0.73600	7000.0	94	45154	No
104	GOM_NL__2PRFIN20101019_132227_000000452094_00010_45154_0516.N1	19-OCT-2010 13:22:27	Straylight	44.500	157	The1Eri	2.9060	9300.0	89	45154	No
105	GOM_NL__2PRFIN20101019_134324_000000442094_00010_45154_0517.N1	19-OCT-2010 13:43:24	Bright	44.000	105	6Bet Ari	2.6450	8900.0	88	45154	No
106	GOM_NL__2PRFIN20101019_135013_000000422094_00010_45154_0518.N1	19-OCT-2010 13:50:13	Bright	42.000	73	57Gam1And	2.2600	13100.	84	45154	No
107	GOM_NL__2PRFIN20101019_135250_000000372094_00010_45154_0519.N1	19-OCT-2010 13:52:50	Tw_i_and_stray	37.000	79	26Bet Per	2.3100	13100.	74	45154	No
108	GOM_NL__2PRFIN20101019_135411_000000382094_00010_45154_0520.N1	19-OCT-2010 13:54:11	Bright	38.000	110	37Del Cas	2.6780	8900.0	76	45154	No
109	GOM_NL__2PRFIN20101019_135538_000000532094_00010_45154_0521.N1	19-OCT-2010 13:55:38	Bright	53.000	35	33Alp Per	1.7950	6250.0	106	45154	No
110	GOM_NL__2PRFIN20101019_142205_000000452094_00010_45154_0522.N1	19-OCT-2010 14:22:05	Bright	44.500	166	17Eps Leo	2.9800	6000.0	89	45154	No
111	GOM_NL__2PRFIN20101019_142526_000000402094_00010_45154_0523.N1	19-OCT-2010 14:25:26	Bright	40.000	22	32Alp Leo	1.3600	15200.	80	45154	No
112	GOM_NL__2PRFIN20101019_143309_000000542094_00010_45154_0524.N1	19-OCT-2010 14:33:09	Dark	54.000	48	30Alp Hya	1.9770	4100.0	108	45154	No
113	GOM_NL__2PRFIN20101019_144235_000000582094_00010_45154_0525.N1	19-OCT-2010 14:42:35	Dark	57.500	132	15Rho Pup	2.8030	6900.0	115	45154	No
114	GOM_NL__2PRFIN20101019_144554_000000502094_00011_45155_0524.N1	19-OCT-2010 14:45:54	Dark	49.500	34	Gam2Vel	1.7930	23000.	99	45155	No
115	GOM_NL__2PRFIN20101019_145133_000000462094_00011_45155_0525.N1	19-OCT-2010 14:51:33	Dark	46.000	2	Alp Car	-0.73600	7000.0	92	45155	No
116	GOM_NL__2PRFIN20101019_150303_000000442094_00011_45155_0526.N1	19-OCT-2010 15:03:03	Straylight	44.000	157	The1Eri	2.9060	9300.0	88	45155	No
117	GOM_NL__2PRFIN20101019_152359_000000452094_00011_45155_0527.N1	19-OCT-2010 15:23:59	Bright	45.000	105	6Bet Ari	2.6450	8900.0	90	45155	No
118	GOM_NL__2PRFIN20101019_153048_000000422094_00011_45155_0528.N1	19-OCT-2010 15:30:48	Bright	42.000	73	57Gam1And	2.2600	13100.	84	45155	No
119	GOM_NL__2PRFIN20101019_153325_000000372094_00011_45155_0529.N1	19-OCT-2010 15:33:25	Tw_i_and_stray	37.000	79	26Bet Per	2.3100	13100.	74	45155	No
120	GOM_NL__2PRFIN20101019_153447_000000392094_00011_45155_0530.N1	19-OCT-2010 15:34:47	Bright	39.000	110	37Del Cas	2.6780	8900.0	78	45155	No
121	GOM_NL__2PRFIN20101019_153614_000000542094_00011_45155_0531.N1	19-OCT-2010 15:36:14	Bright	54.000	35	33Alp Per	1.7950	6250.0	108	45155	No
122	GOM_NL__2PRFIN20101019_160241_000000442094_00011_45155_0532.N1	19-OCT-2010 16:02:41	Bright	44.000	166	17Eps Leo	2.9800	6000.0	88	45155	No
123	GOM_NL__2PRFIN20101019_160603_000000462094_00011_45155_0533.N1	19-OCT-2010 16:06:03	Bright	46.000	22	32Alp Leo	1.3600	15200.	92	45155	No
124	GOM_NL__2PRFIN20101019_161346_000000552094_00011_45155_0534.N1	19-OCT-2010 16:13:46	Dark	54.500	48	30Alp Hya	1.9770	4100.0	109	45155	No
125	GOM_NL__2PRFIN20101019_162313_000000562094_00011_45155_0535.N1	19-OCT-2010 16:23:13	Dark	56.000	132	15Rho Pup	2.8030	6900.0	112	45155	No
126	GOM_NL__2PRFIN20101019_162630_000000442094_00012_45156_0534.N1	19-OCT-2010 16:26:30	Dark	43.500	34	Gam2Vel	1.7930	23000.	87	45156	No
127	GOM_NL__2PRFIN20101019_163210_000000492094_00012_45156_0535.N1	19-OCT-2010 16:32:10	Dark	48.500	2	Alp Car	-0.73600	7000.0	97	45156	No
128	GOM_NL__2PRFIN20101019_164339_000000452094_00012_45156_0536.N1	19-OCT-2010 16:43:39	Straylight	45.000	157	The1Eri	2.9060	9300.0	90	45156	No
129	GOM_NL__2PRFIN20101019_170434_000000472094_00012_45156_0537.N1	19-OCT-2010 17:04:34	Bright	47.000	105	6Bet Ari	2.6450	8900.0	94	45156	No
130	GOM_NL__2PRFIN20101019_170809_000000402094_00012_45156_0538.N1	19-OCT-2010 17:08:09	Bright	40.000	53	43Bet And	2.0480	3300.0	80	45156	No
131	GOM_NL__2PRFIN20101019_171124_000000462094_00012_45156_0539.N1	19-OCT-2010 17:11:24	Bright	45.500	73	57Gam1And	2.2600	13100.	91	45156	No
132	GOM_NL__2PRFIN20101019_171400_000000422094_00012_45156_0540.N1	19-OCT-2010 17:14:00	Bright	42.000	79	26Bet Per	2.3100	13100.	84	45156	No
133	GOM_NL__2PRFIN20101019_171522_000000392094_00012_45156_0541.N1	19-OCT-2010 17:15:22	Bright	38.500	110	37Del Cas	2.6780	8900.0	77	45156	No
134	GOM_NL__2PRFIN20101019_171648_000000542094_00012_45156_0542.N1	19-OCT-2010 17:16:48	Bright	53.500	35	33Alp Per	1.7950	6250.0	107	45156	No
135	GOM_NL__2PRFIN20101019_174318_000000602094_00012_45156_0543.N1	19-OCT-2010 17:43:18	Bright	60.000	166	17Eps Leo	2.9800	6000.0	120	45156	No
136	GOM_NL__2PRFIN20101019_174639_000000602094_00012_45156_0544.N1	19-OCT-2010 17:46:39	Bright	60.000	22	32Alp Leo	1.3600	15200.	120	45156	No
137	GOM_NL__2PRFIN20101019_175423_000000552094_00012_45156_0545.N1	19-OCT-2010 17:54:23	Dark	54.500	48	30Alp Hya	1.9770	4100.0	109	45156	No
138	GOM_NL__2PRFIN20101019_180350_000000542094_00012_45156_0546.N1	19-OCT-2010 18:03:50	Dark	54.000	132	15Rho Pup	2.8030	6900.0	108	45156	No
139	GOM_NL__2PRFIN20101019_180707_000000472094_00013_45157_0552.N1	19-OCT-2010 18:07:07	Dark	46.500	34	Gam2Vel	1.7930	23000.	93	45157	No
140	GOM_NL__2PRFIN20101019_181247_000000602094_00013_45157_0553.N1	19-OCT-2010 18:12:47	Dark	60.000	2	Alp Car	-0.73600	7000.0	120	45157	No
141	GOM_NL__2PRFIN20101019_182416_000000432094_00013_45157_0554.N1	19-OCT-2010 18:24:16	Straylight	42.500	157	The1Eri	2.9060	9300.0	85	45157	No
142	GOM_NL__2PRFIN20101019_184510_000000442094_00013_45157_0555.N1	19-OCT-2010 18:45:10	Bright	44.000	105	6Bet Ari	2.6450	8900.0	88	45157	No
143	GOM_NL__2PRFIN20101019_184845_000000402094_00013_45157_0556.N1	19-OCT-2010 18:48:45	Bright	39.500	53	43Bet And	2.0480	3300.0	79	45157	No
144	GOM_NL__2PRFIN20101019_185159_000000422094_00013_45157_0557.N1	19-OCT-2010 18:51:59	Bright	42.000	73	57Gam1And	2.2600	13100.	84	45157	No
145	GOM_NL__2PRFIN20101019_185435_000000422094_00013_45157_0558.N1	19-OCT-2010 18:54:35	Bright	42.000	79	26Bet Per	2.3100	13100.	84	45157	No
146	GOM_NL__2PRFIN20101019_185558_000000392094_00013_45157_0559.N1	19-OCT-2010 18:55:58	Bright	39.000	110	37Del Cas	2.6780	8900.0	78	45157	No
147	GOM_NL__2PRFIN20101019_185724_000000502094_00013_45157_0560.N1	19-OCT-2010 18:57:24	Bright	50.000	35	33Alp Per	1.7950	6250.0	100	45157	No
148	GOM_NL__2PRFIN20101019_192354_000000452094_00013_45157_0561.N1	19-OCT-2010 19:23:54	Bright	45.000	166	17Eps Leo	2.9800	6000.0	90	45157	No
149	GOM_NL__2PRFIN20101019_192715_000000412094_00013_45157_0562.N1	19-OCT-2010 19:27:15	Bright	40.500	22	32Alp Leo	1.3600	15200.	81	45157	No
150	GOM_NL__2PRFIN20101019_193500_000000572094_00013_45157_0563.N1	19-OCT-2010 19:35:00	Dark	56.500	48	30Alp Hya	1.9770	4100.0	113	45157	No
151	GOM_NL__2PRFIN20101019_194428_000000572094_00013_45157_0564.N1	19-OCT-2010 19:44:28	Dark	57.000	132	15Rho Pup	2.8030	6900.0	114	45157	No
152	GOM_NL__2PRFIN20101019_194744_000000492094_00014_45158_0600.N1	19-OCT-2010 19:47:44	Dark	49.000	34	Gam2Vel	1.7930	23000.	98	45158	No
153	GOM_NL__2PRFIN20101019_195323_000000582094_00014_45158_0601.N1	19-OCT-2010 19:53:23	Dark	57.500	2	Alp Car	-0.73600	7000.0	115	45158	No
154	GOM_NL__2PRFIN20101019_200452_000000432094_00014_45158_0602.N1	19-OCT-2010 20:04:52	Straylight	43.000	157	The1Eri	2.9060	9300.0	86	45158	No
155	GOM_NL__2PRFIN20101019_202546_000000452094_00014_45158_0603.N1	19-OCT-2010 20:25:46	Bright	44.500	105	6Bet Ari	2.6450	8900.0	89	45158	No
156	GOM_NL__2PRFIN20101019_202921_000000402094_00014_45158_0604.N1	19-OCT-2010 20:29:21	Bright	40.000	53	43Bet And	2.0480	3300.0	80	45158	No
157	GOM_NL__2PRFIN20101019_203234_000000462094_00014_45158_0605.N1	19-OCT-2010 20:32:34	Bright	46.000	73	57Gam1And	2.2600	13100.	92	45158	No
158	GOM_NL__2PRFIN20101019_203510_000000472094_00014_45158_0606.N1	19-OCT-2010 20:35:10	Bright	47.000	79	26Bet Per	2.3100	13100.	94	45158	No
159	GOM_NL__2PRFIN20101019_203633_000000392094_00014_45158_0607.N1	19-OCT-2010 20:36:33	Bright	39.000	110	37Del Cas	2.6780	8900.0	78	45158	No
160	GOM_NL__2PRFIN20101019_203759_000000552094_00014_45158_0608.N1	19-OCT-2010 20:37:59	Bright	54.500	35	33Alp Per	1.7950	6250.0	109	45158	No

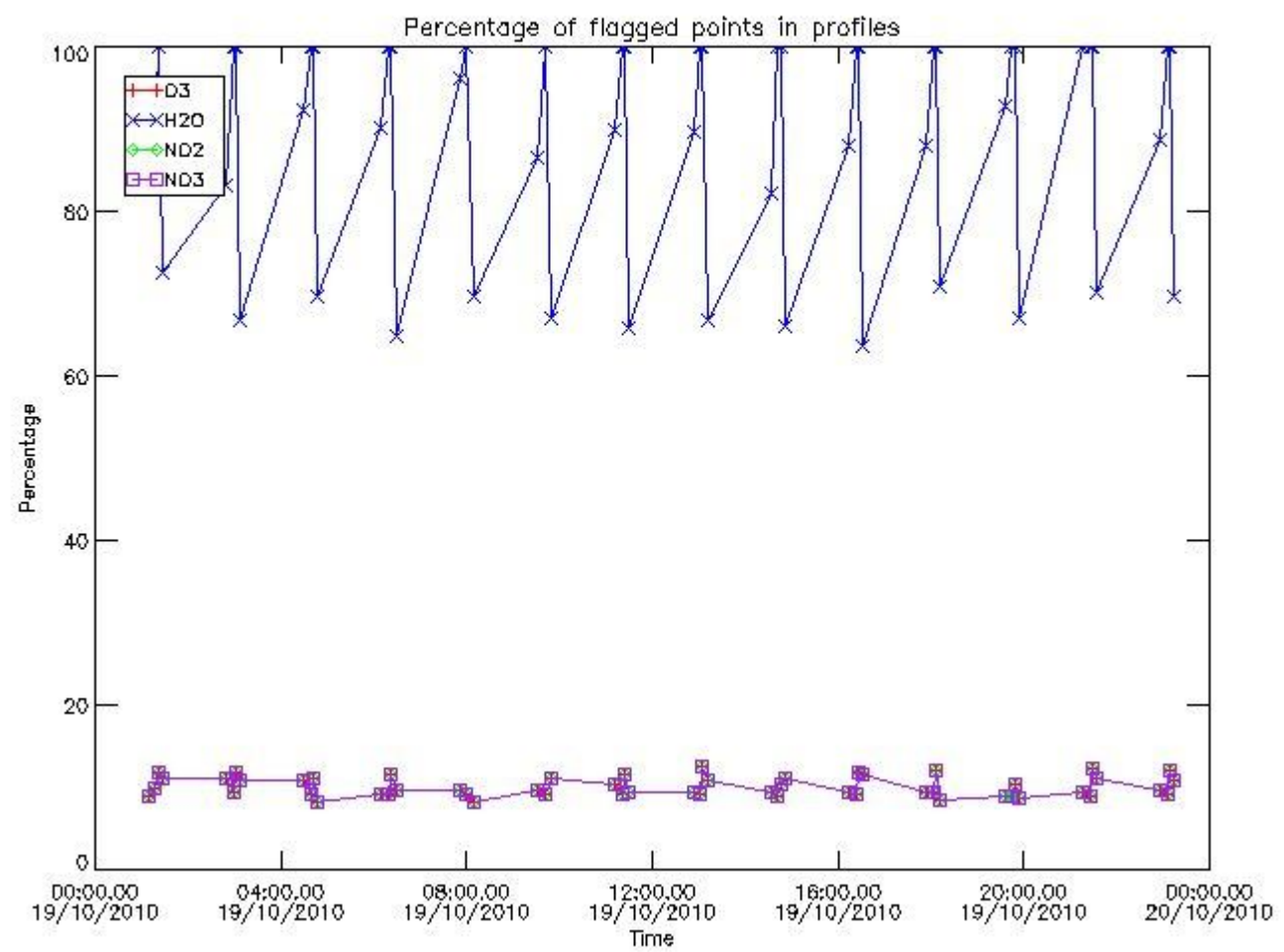


161	GOM_NL__2PRFIN20101019_210430_000000432094_00014_45158_0609.N1	19-OCT-2010 21:04:30	Bright	43.000	166	17Eps Leo	2.9800	6000.0	86	45158	No
162	GOM_NL__2PRFIN20101019_210752_000000602094_00014_45158_0610.N1	19-OCT-2010 21:07:52	Bright	59.500	22	32Alp Leo	1.3600	15200.	119	45158	No
163	GOM_NL__2PRFIN20101019_211536_000000542094_00014_45158_0611.N1	19-OCT-2010 21:15:36	Dark	54.000	48	30Alp Hya	1.9770	4100.0	108	45158	No
164	GOM_NL__2PRFIN20101019_212505_000000572094_00014_45158_0612.N1	19-OCT-2010 21:25:05	Dark	56.500	132	15Rho Pup	2.8030	6900.0	113	45158	No
165	GOM_NL__2PRFIN20101019_212821_000000502094_00015_45159_0610.N1	19-OCT-2010 21:28:21	Dark	50.000	34	Gam2Vel	1.7930	23000.	100	45159	No
166	GOM_NL__2PRFIN20101019_213400_000000462094_00015_45159_0611.N1	19-OCT-2010 21:34:00	Dark	45.500	2	Alp Car	-0.73600	7000.0	91	45159	No
167	GOM_NL__2PRFIN20101019_214529_000000462094_00015_45159_0612.N1	19-OCT-2010 21:45:29	Straylight	45.500	157	The1Eri	2.9060	9300.0	91	45159	No
168	GOM_NL__2PRFIN20101019_220621_000000432094_00015_45159_0613.N1	19-OCT-2010 22:06:21	Bright	43.000	105	6Bet Ari	2.6450	8900.0	86	45159	No
169	GOM_NL__2PRFIN20101019_220956_000000402094_00015_45159_0614.N1	19-OCT-2010 22:09:56	Bright	39.500	53	43Bet And	2.0480	3300.0	79	45159	No
170	GOM_NL__2PRFIN20101019_221310_000000412094_00015_45159_0615.N1	19-OCT-2010 22:13:10	Bright	40.500	73	57Gam1And	2.2600	13100.	81	45159	No
171	GOM_NL__2PRFIN20101019_221545_000000472094_00015_45159_0616.N1	19-OCT-2010 22:15:45	Bright	47.000	79	26Bet Per	2.3100	13100.	94	45159	No
172	GOM_NL__2PRFIN20101019_221709_000000402094_00015_45159_0617.N1	19-OCT-2010 22:17:09	Bright	39.500	110	37Del Cas	2.6780	8900.0	79	45159	No
173	GOM_NL__2PRFIN20101019_221833_000000522094_00015_45159_0618.N1	19-OCT-2010 22:18:33	Bright	52.000	35	33Alp Per	1.7950	6250.0	104	45159	No
174	GOM_NL__2PRFIN20101019_224506_000000472094_00015_45159_0619.N1	19-OCT-2010 22:45:06	Bright	46.500	166	17Eps Leo	2.9800	6000.0	93	45159	No
175	GOM_NL__2PRFIN20101019_224828_000000432094_00015_45159_0620.N1	19-OCT-2010 22:48:28	Bright	42.500	22	32Alp Leo	1.3600	15200.	85	45159	No
176	GOM_NL__2PRFIN20101019_225613_000000542094_00015_45159_0621.N1	19-OCT-2010 22:56:13	Dark	53.500	48	30Alp Hya	1.9770	4100.0	107	45159	No
177	GOM_NL__2PRFIN20101019_230542_000000562094_00015_45159_0622.N1	19-OCT-2010 23:05:42	Dark	56.000	132	15Rho Pup	2.8030	6900.0	112	45159	No
178	GOM_NL__2PRFIN20101019_230857_000000422094_00016_45160_0620.N1	19-OCT-2010 23:08:57	Dark	42.000	34	Gam2Vel	1.7930	23000.	84	45160	No
179	GOM_NL__2PRFIN20101019_231437_000000472094_00016_45160_0621.N1	19-OCT-2010 23:14:37	Dark	46.500	2	Alp Car	-0.73600	7000.0	93	45160	No
180	GOM_NL__2PRFIN20101019_232605_000000452094_00016_45160_0622.N1	19-OCT-2010 23:26:05	Straylight	45.000	157	The1Eri	2.9060	9300.0	90	45160	No
181	GOM_NL__2PRFIN20101019_234656_000000452094_00016_45160_0623.N1	19-OCT-2010 23:46:56	Bright	44.500	105	6Bet Ari	2.6450	8900.0	89	45160	No
182	GOM_NL__2PRFIN20101019_235032_000000392094_00016_45160_0624.N1	19-OCT-2010 23:50:32	Bright	39.000	53	43Bet And	2.0480	3300.0	78	45160	No
183	GOM_NL__2PRFIN20101019_235345_000000412094_00016_45160_0625.N1	19-OCT-2010 23:53:45	Bright	41.000	73	57Gam1And	2.2600	13100.	82	45160	No
184	GOM_NL__2PRFIN20101019_235620_000000522094_00016_45160_0626.N1	19-OCT-2010 23:56:20	Bright	52.000	79	26Bet Per	2.3100	13100.	104	45160	No

### 3. Quality information per product

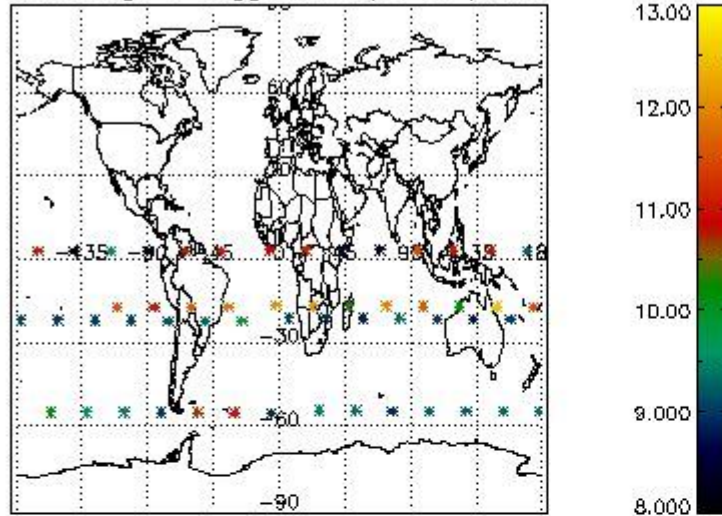
In this section it is plotted some information contained in the Quality Summary data set of the level 2 products. Only products in dark limb conditions and without errors (error flag in the MPH set to "0") are used.

#### 3.1 Plot quality information per product (time dependant)

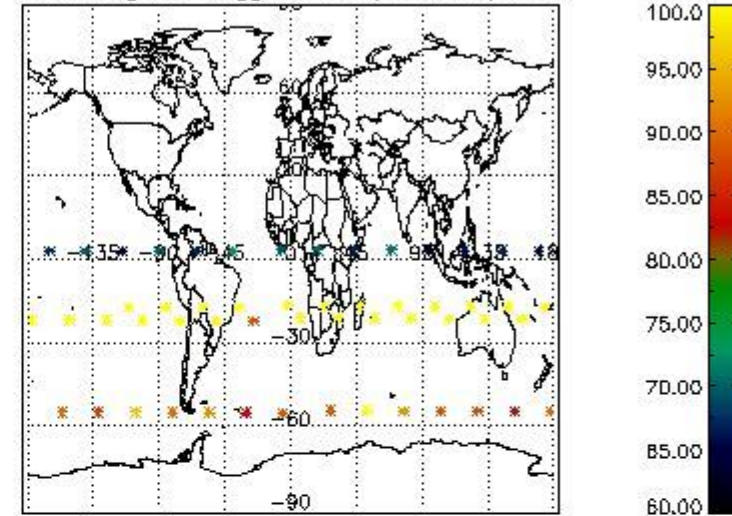


3.2 Plot quality information per product (world map)

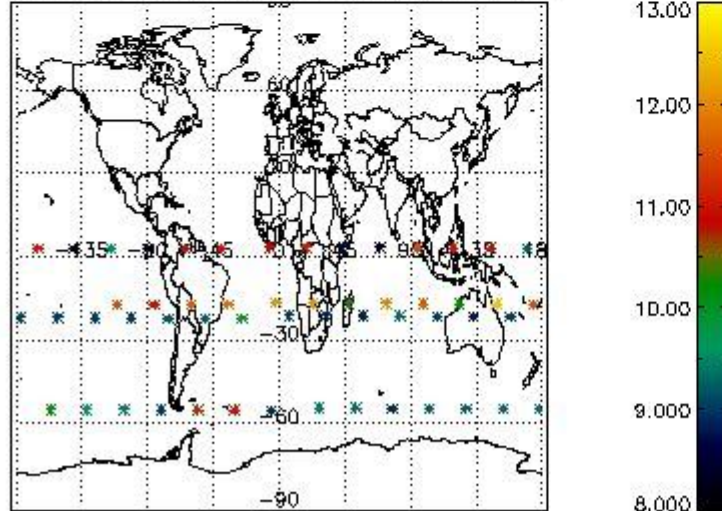
Percentage of flagged data per O3 profile



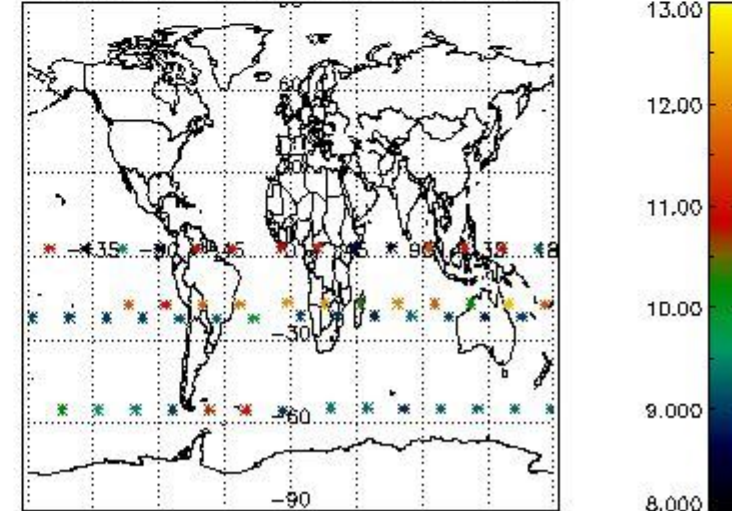
Percentage of flagged data per H2O profile



Percentage of flagged data per NO2 profile



Percentage of flagged data per NO3 profile

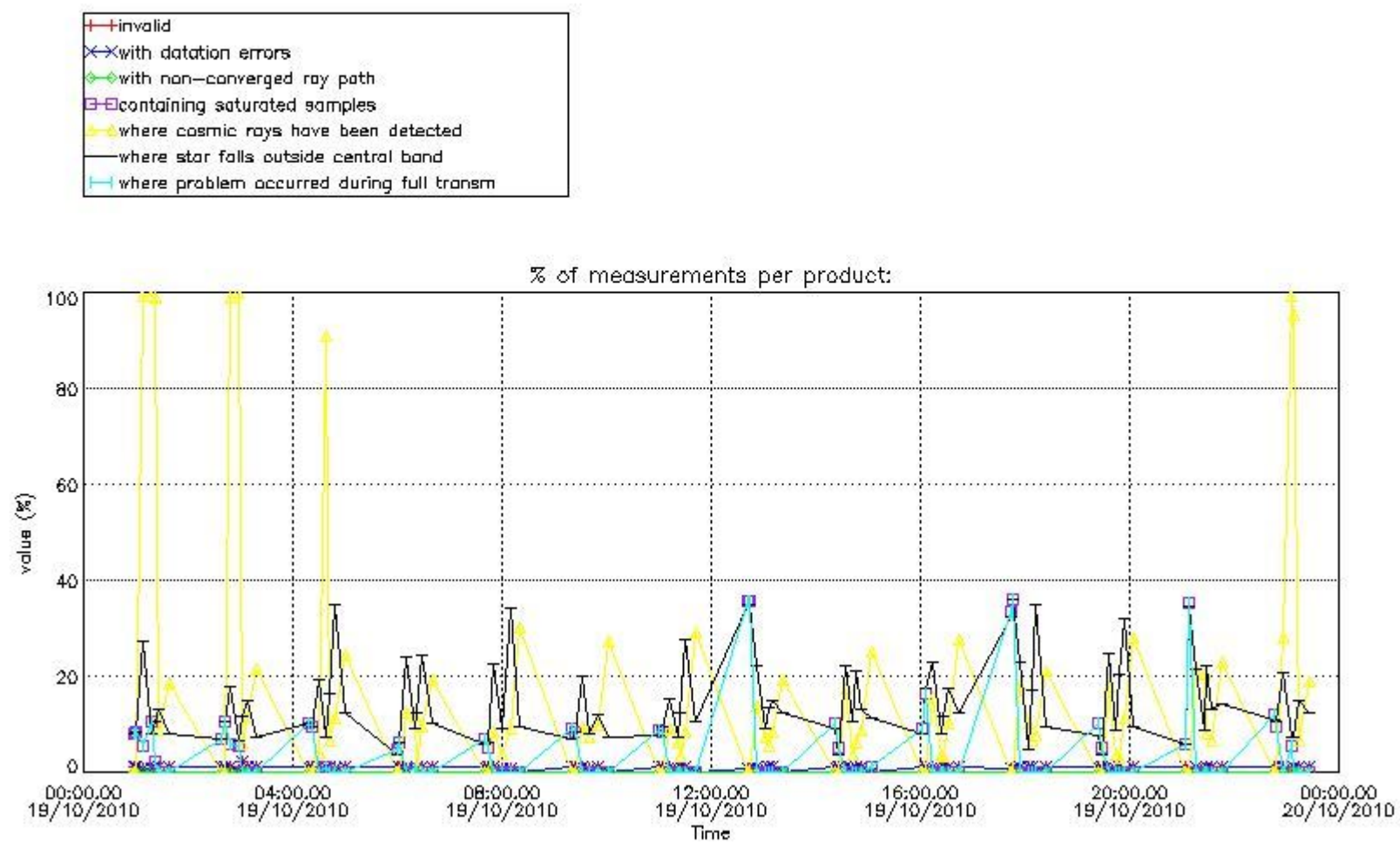


#### 4. Level 1 quality information per product

In this section it is plotted some information contained in the Quality Summary data set of the level 2 products that comes from the level 1b processing. Products without errors (error flag in the MPH set to "0") are used.

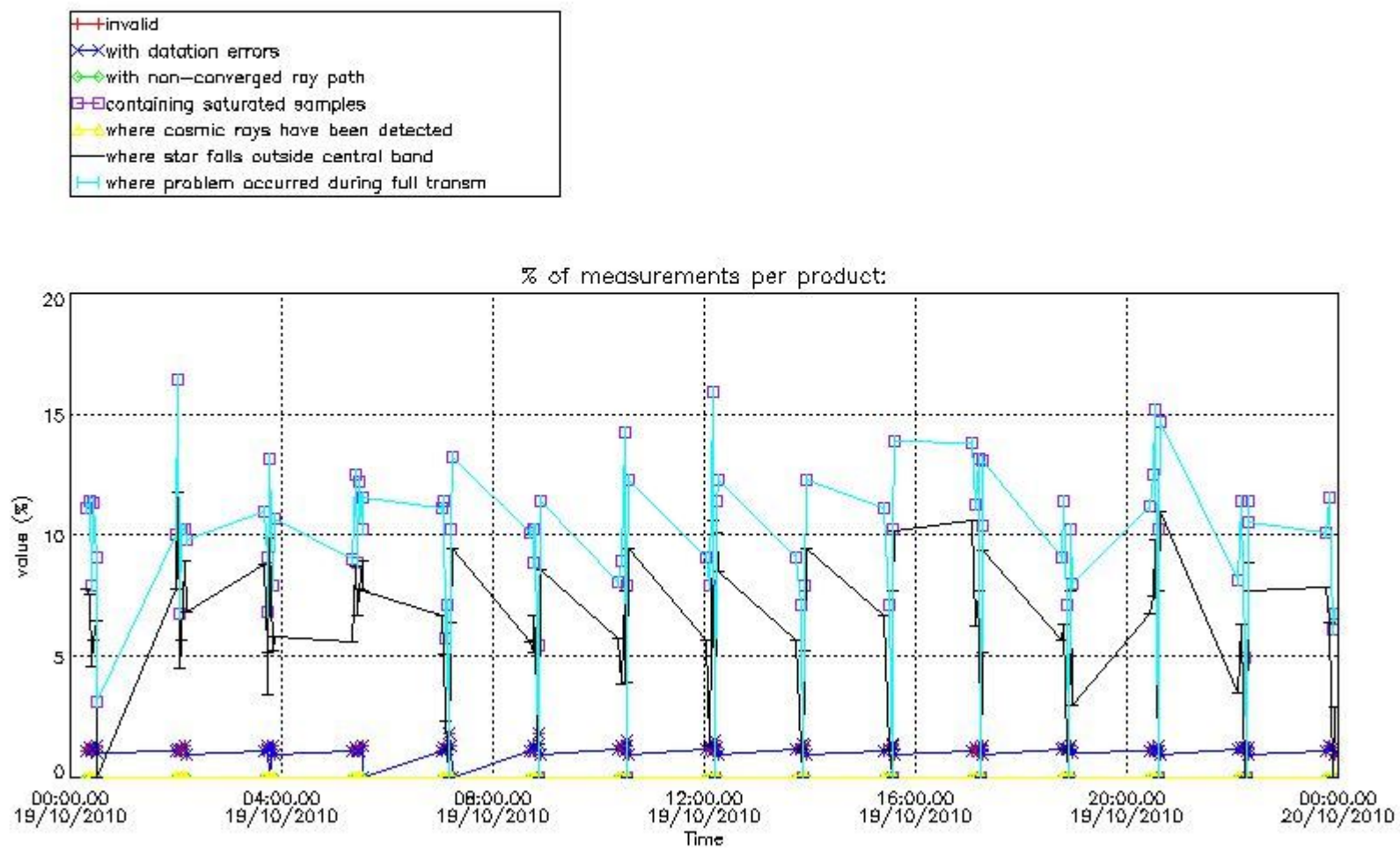
##### 4.1 Plot quality information per product (time dependant) coming from level 1b processing

###### 4.1.1 Plot level 1 quality information per product (time dependant): ENVISAT ASCENDING passes



4.1.2 Plot level 1 quality information per product (time dependant): ENVI SAT DESCENDING passes

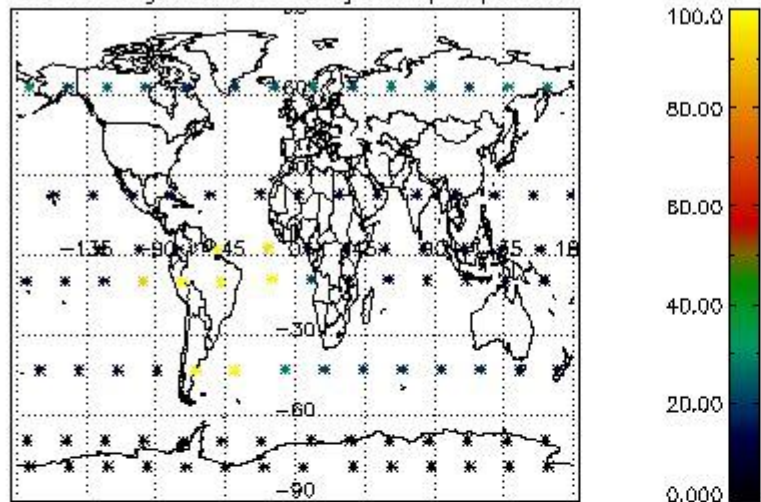




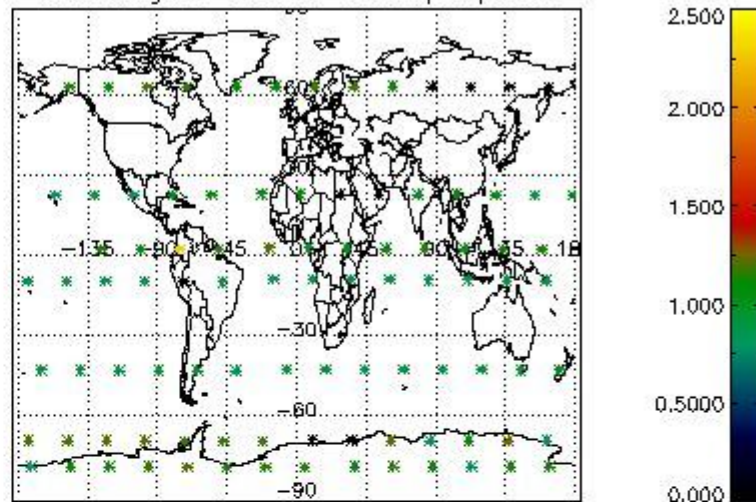
*4.2 Plot quality information per product coming from level 1b processing (world map)*

*4.2.1 Plot level 1 quality information per product (world map): ENVISAT ASCENDING passes*

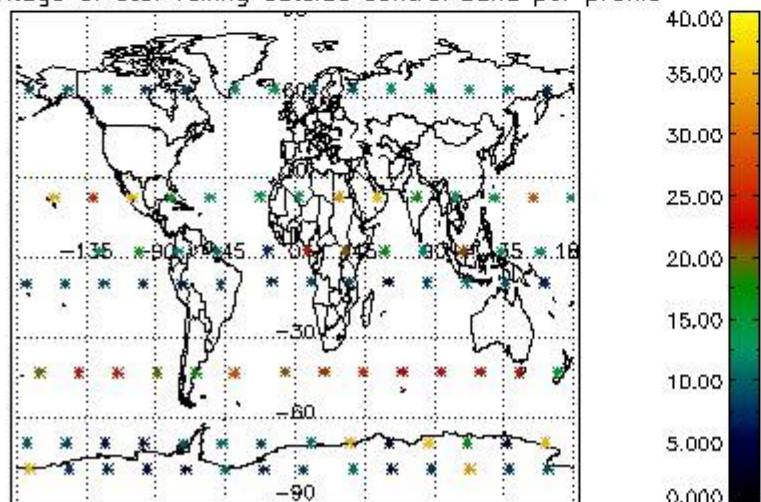
Percentage of cosmic ray hits per profile



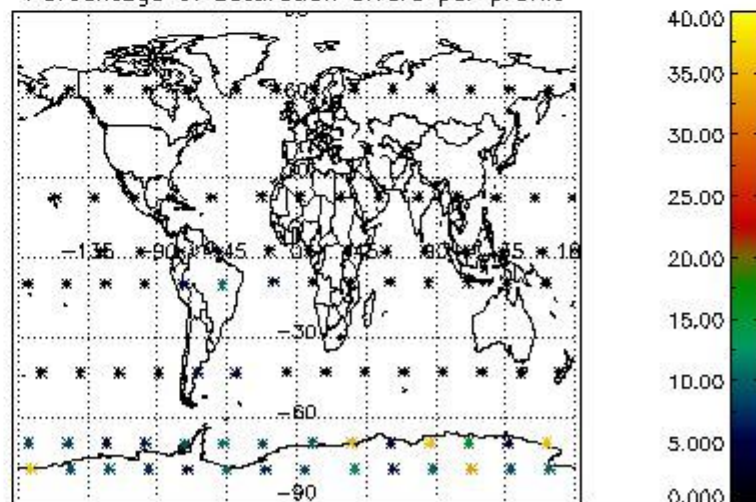
Percentage of datation errors per profile



Percentage of star falling outside central band per profile

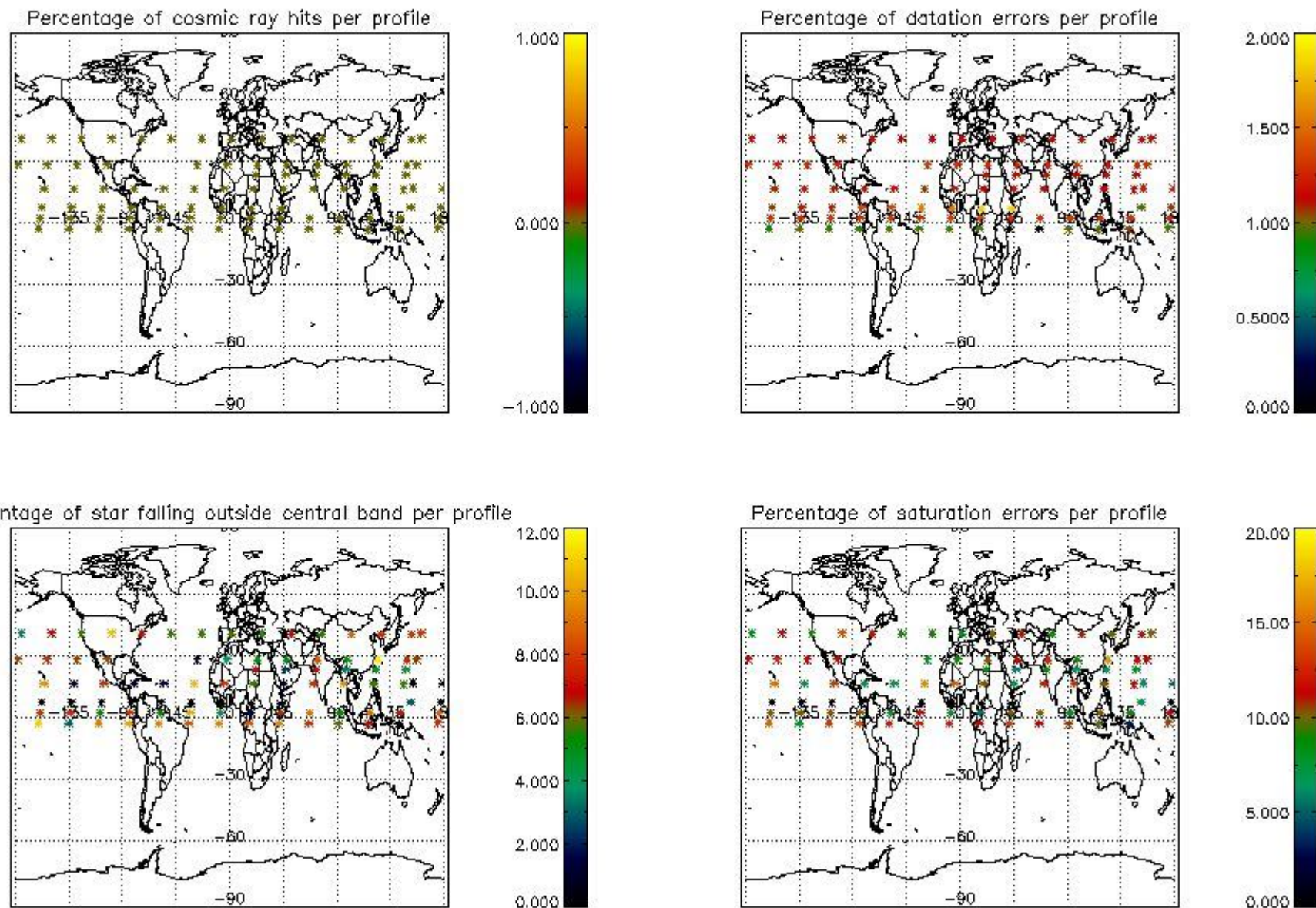


Percentage of saturation errors per profile



4.2.2 Plot level 1 quality information per product (world map): ENVISAT DESCENDING passes





## 5. Trace gas profiles

### 5.1 Ozone statistics based on quality of products

The final quality of the products can be "measured" using the STD (Standard Deviation) attached to every point profile. This information is written to the parameter GOM\_NL\_\_2P/NL\_LOCAL\_SPECIES\_DENSITY/o3\_std of the level 2 products. The table below shows the statistics for given STD ranges.

The statistics are given with respect to the overall valid production:

- Products without fatal errors: GOM\_NL\_\_2P/MPH/PRODUCT\_ERR=0
- Valid point profile: GOM\_NL\_\_2P/NL\_LOCAL\_SPECIES\_DENSITY/pcd(0)=0

The 'Criteria' is applied to valid points of dark limb products:

- Products in dark limb illumination condition: GOM\_NL\_\_2P/NL\_SUMMARY\_QUALITY/obs\_ill\_cond=0
- Products without fatal errors: GOM\_NL\_\_2P/MPH/PRODUCT\_ERR=0
- Valid point profile: GOM\_NL\_\_2P/NL\_LOCAL\_SPECIES\_DENSITY/pcd(0)=0

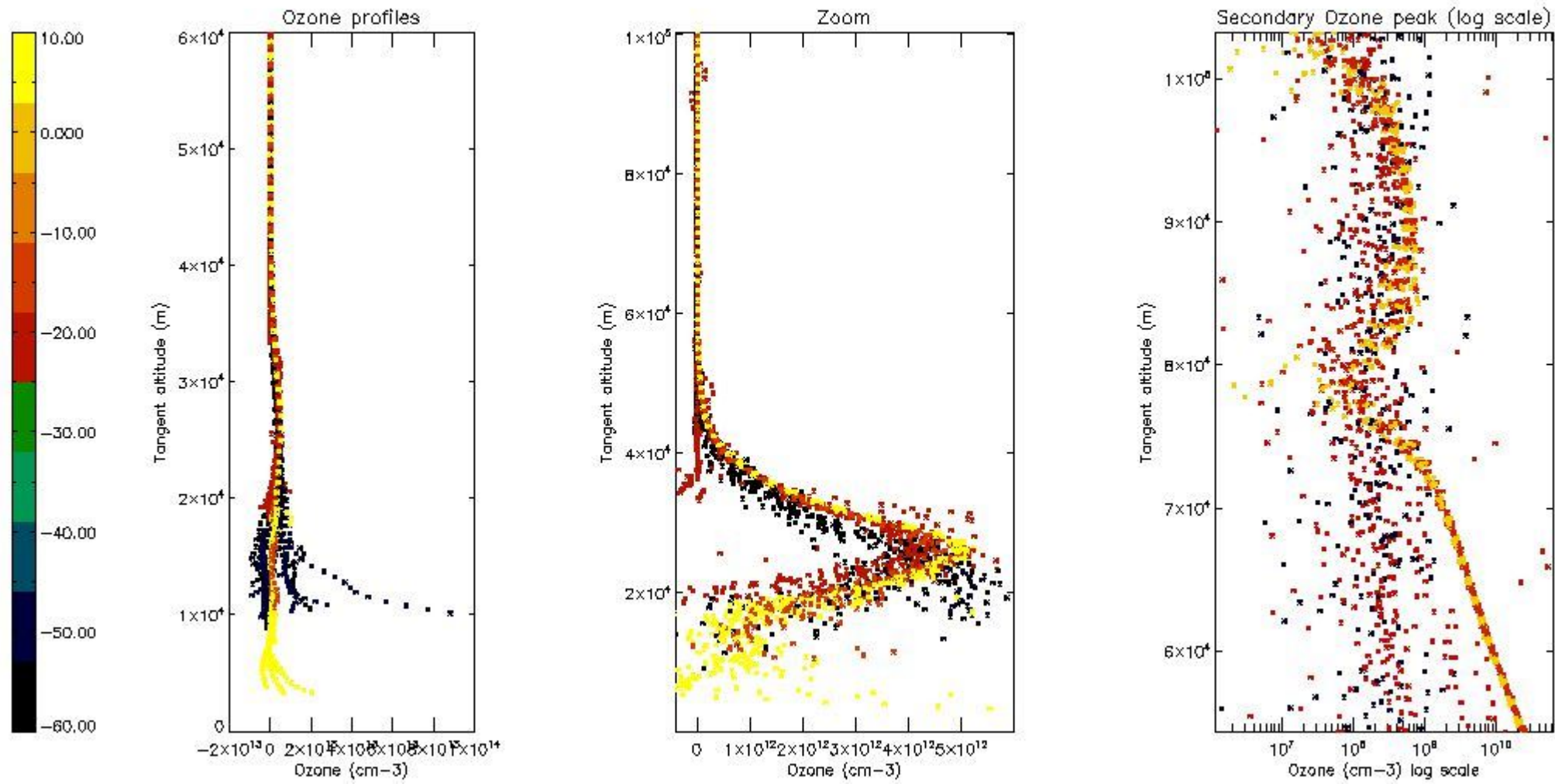
So, the table below shows the percentage of dark limb and valid observations for each criteria with respect to the overall valid daily observations.

Criteria	% of total production
All STD	34
STD < 20	17

STD < 10	13
STD < 5	8

5.2 Plot ozone profiles for all STD (dark without errors)

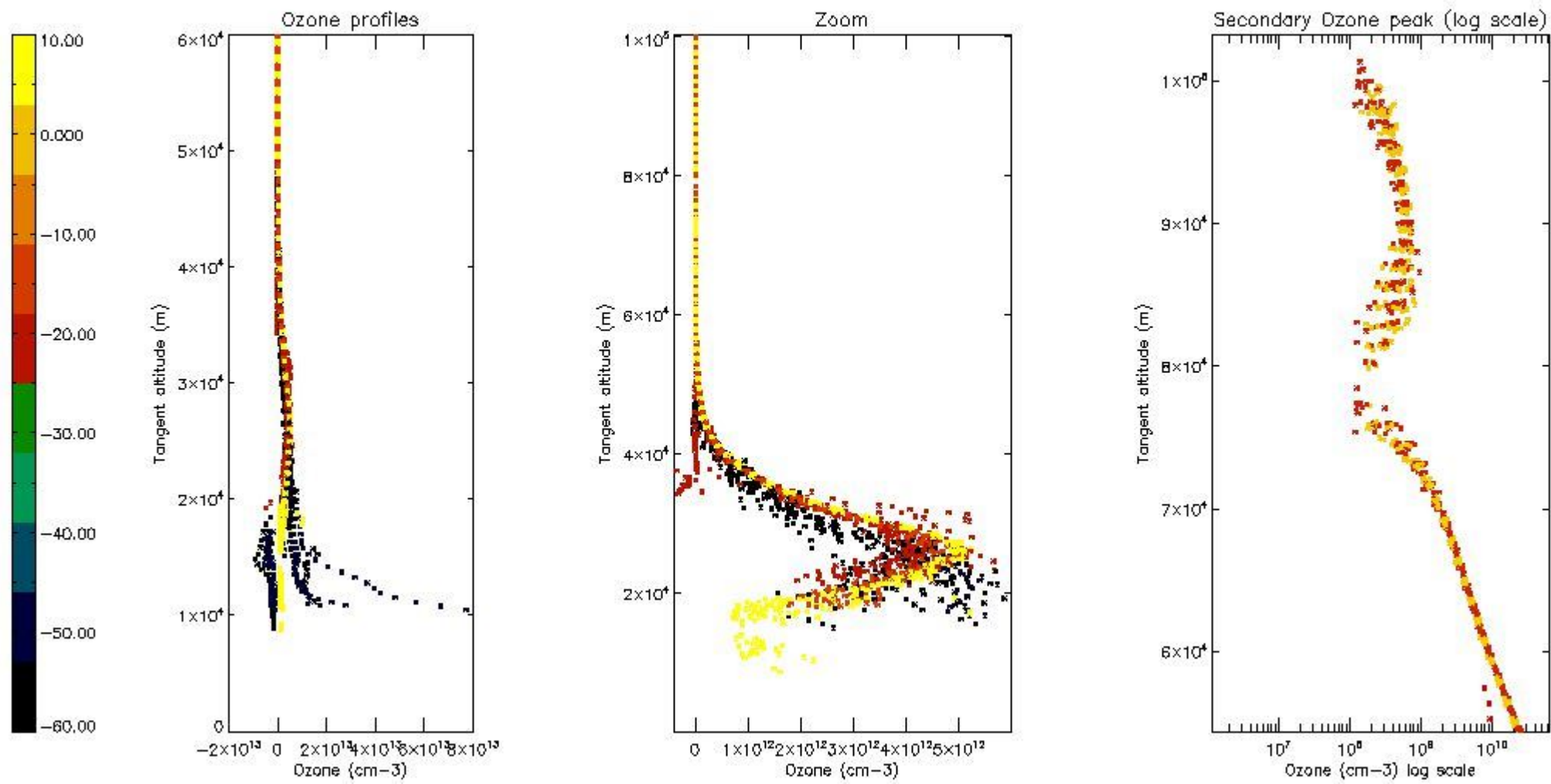
The colorbar represents the latitude.



5.3 Plot ozone profiles where STD < 20% (dark without errors)

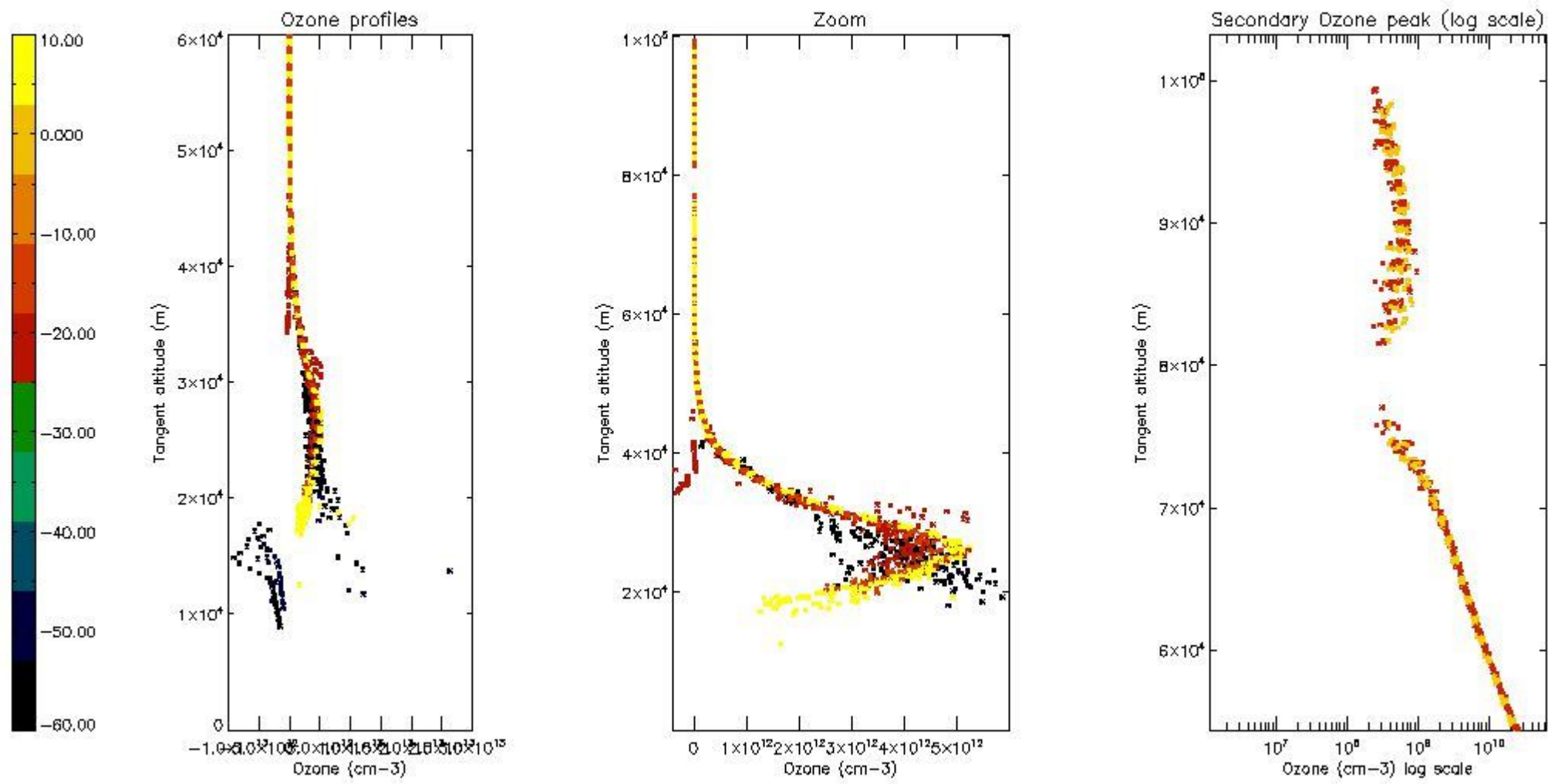
The colorbar represents the latitude.





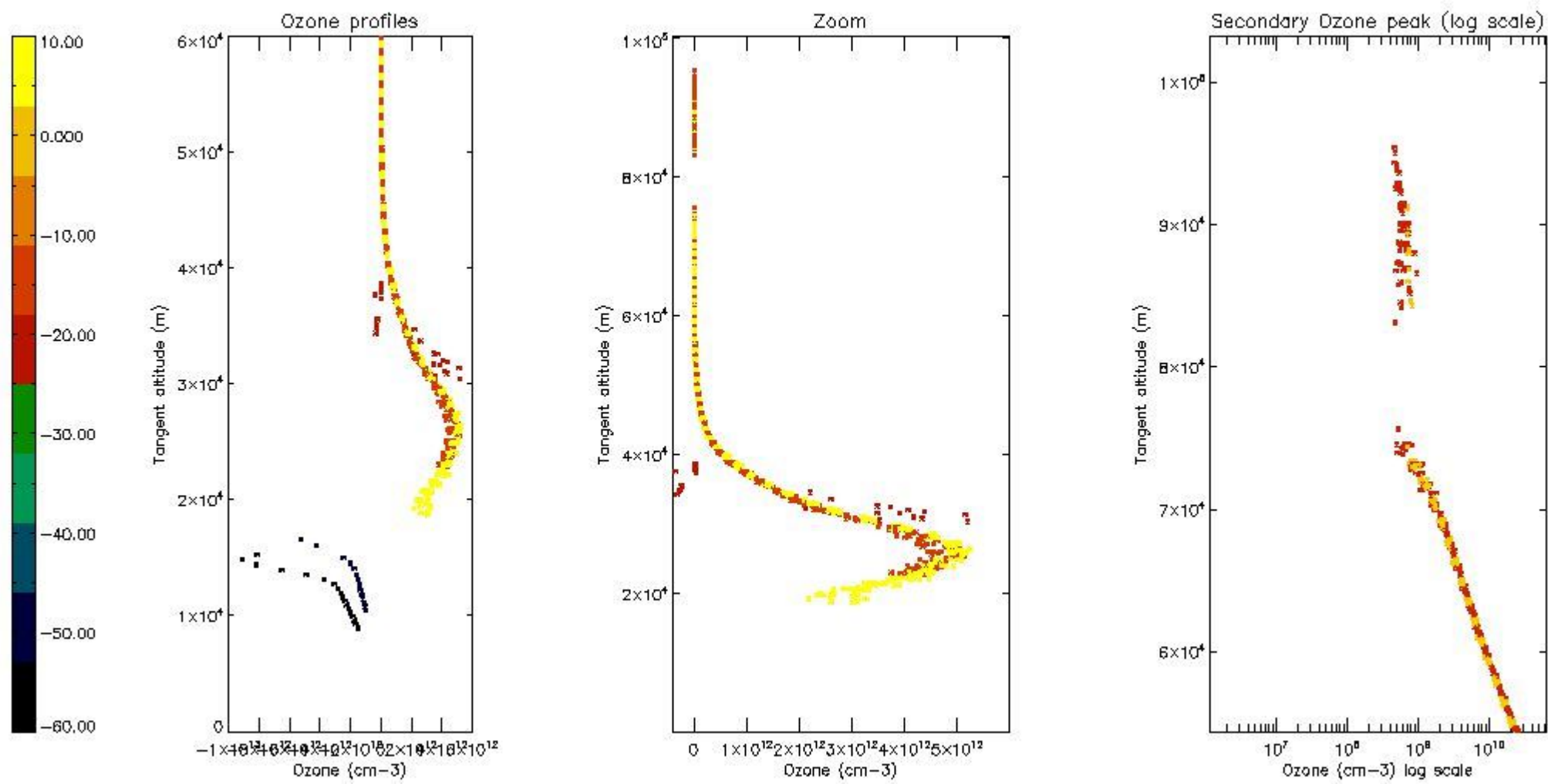
*5.4 Plot ozone profiles where  $STD < 10\%$  (dark without errors)*

The colorbar represents the latitude.



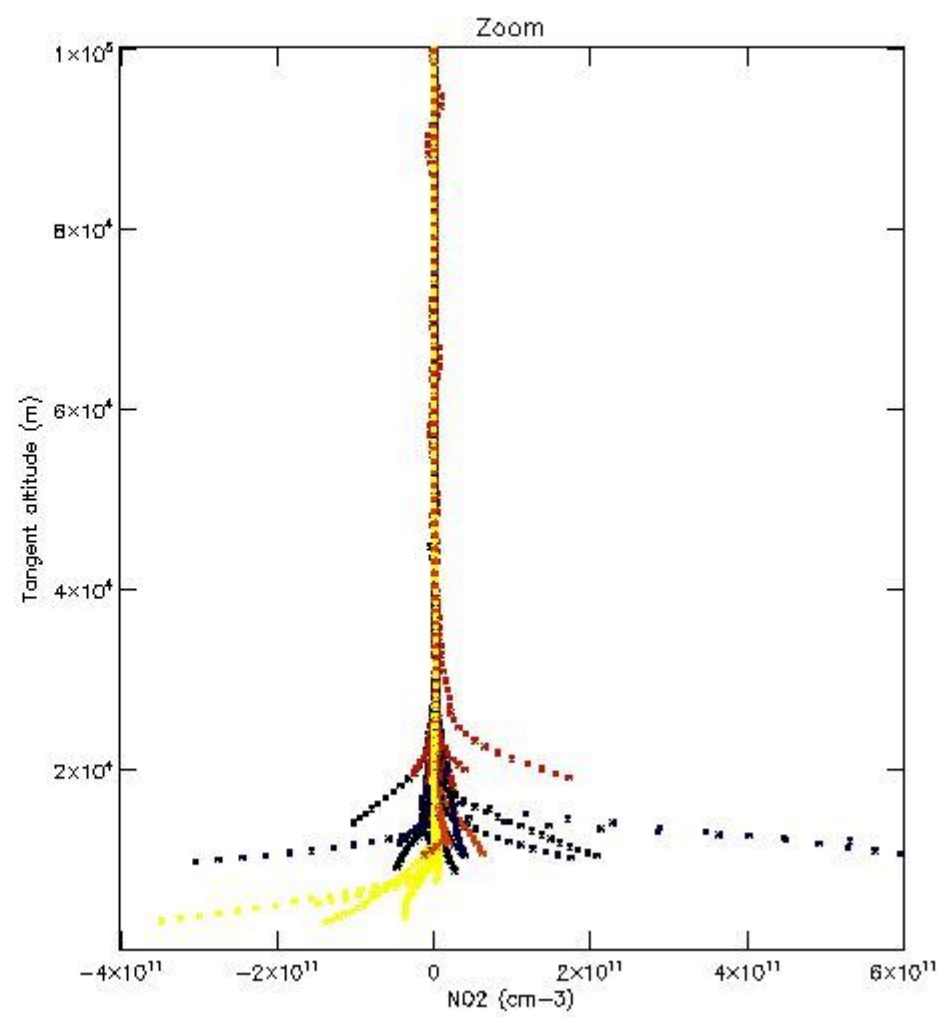
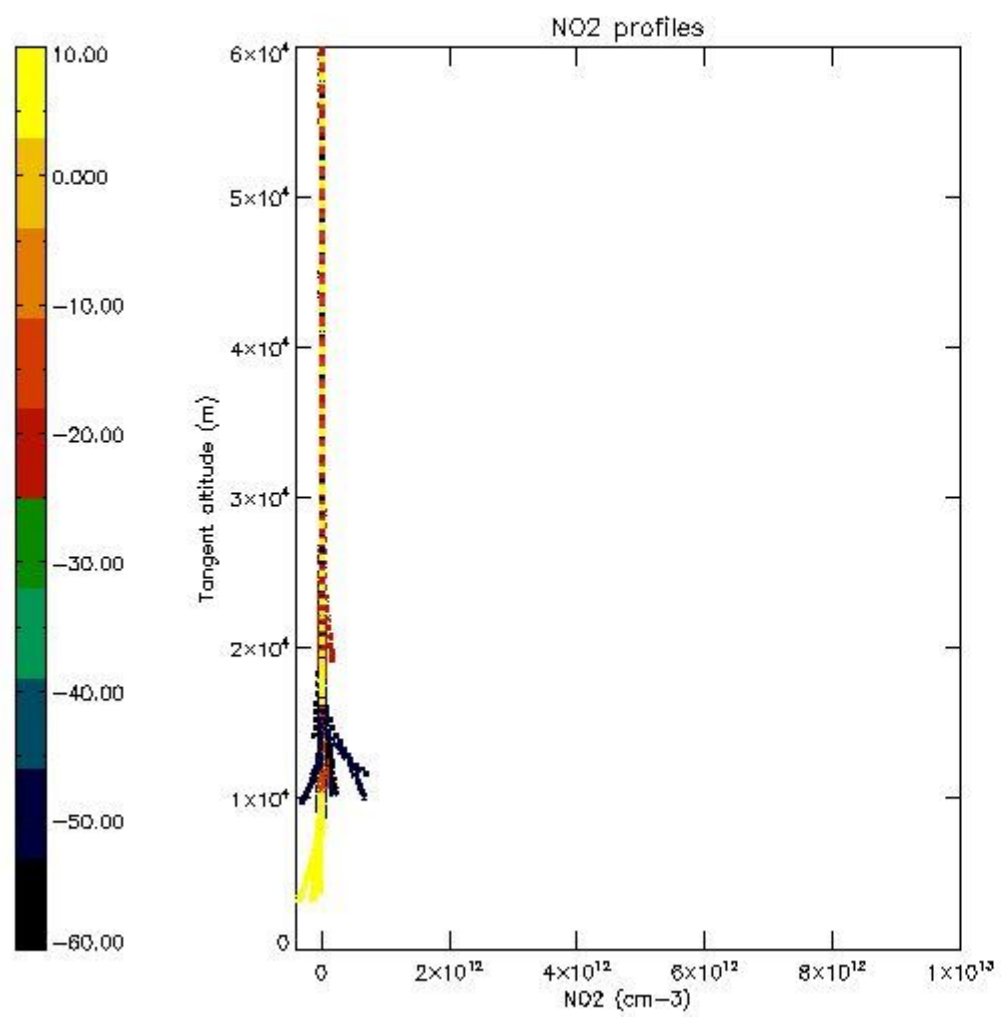
*5.5 Plot ozone profiles where STD < 5% (dark without errors)*

The colorbar represents the latitude.



*5.6 Plot NO<sub>2</sub> profiles for all STD (dark without errors)*

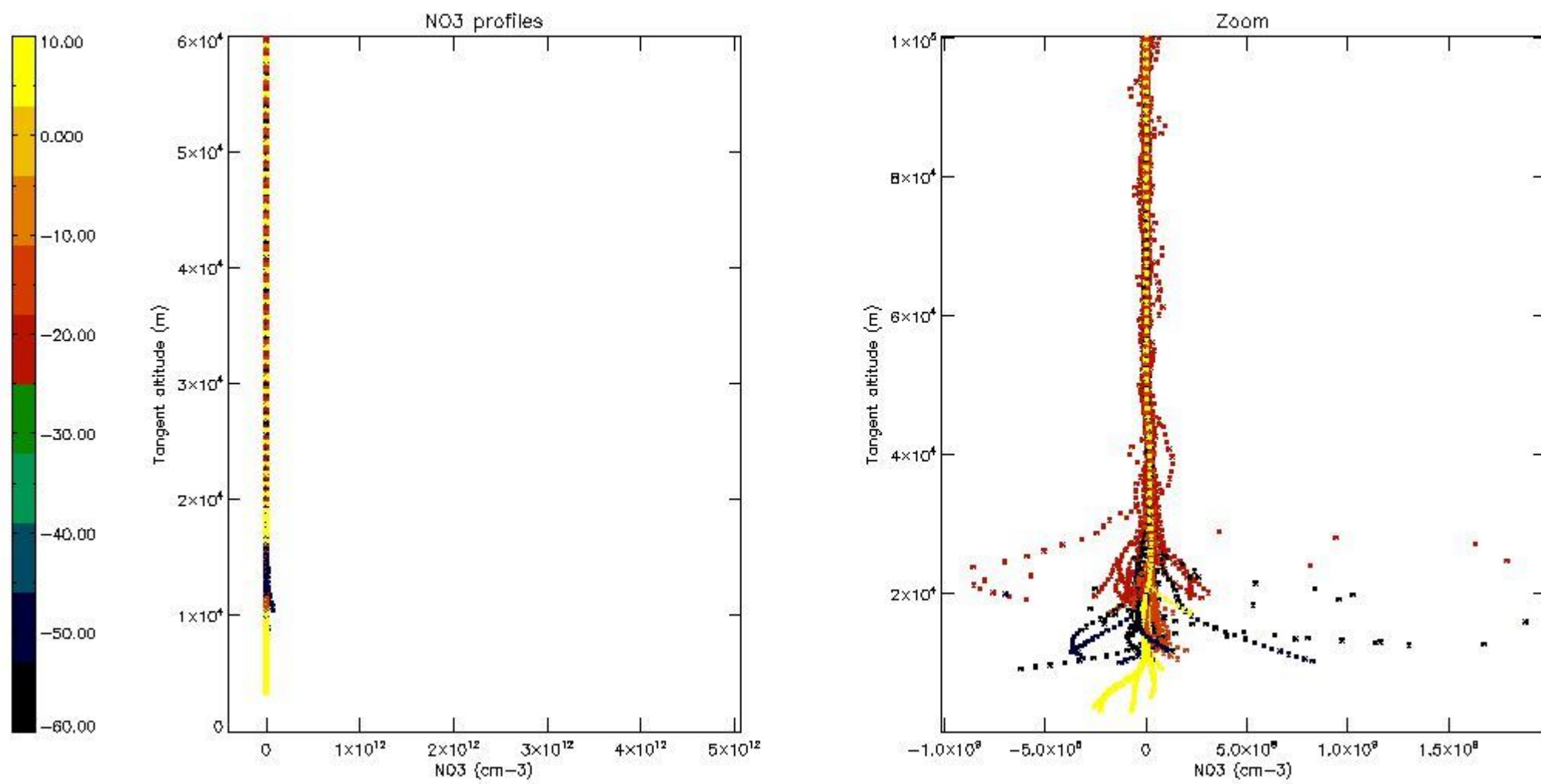
The colorbar represents the latitude.



*5.7 Plot NO3 profiles for all STD (dark without errors)*

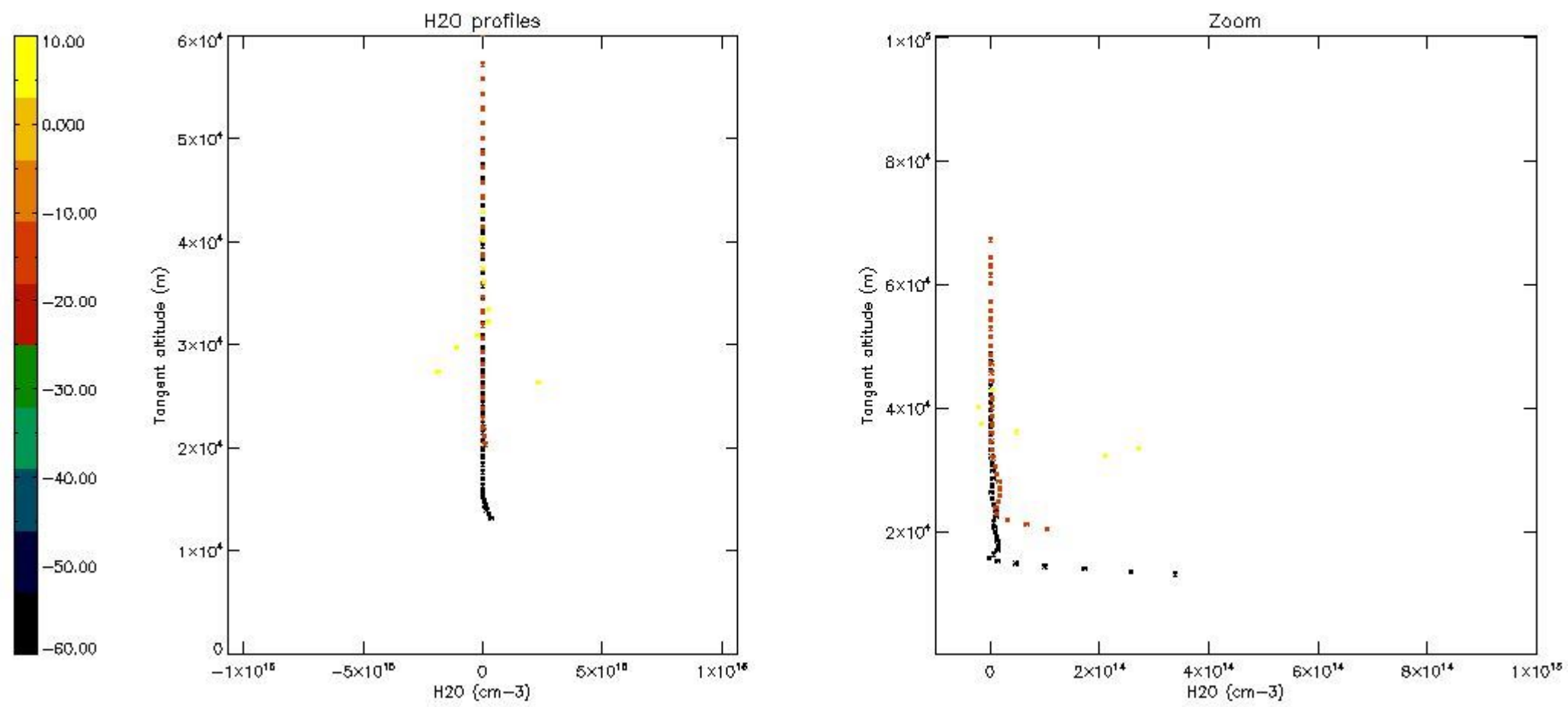
The colorbar represents the latitude.





5.8 Plot H<sub>2</sub>O profiles for all STD (only for occultations of stars 1,2,3,4,13,14,16,26,63 dark without errors)

The colorbar represents the latitude.



## 6. Auxiliary Data Files used for the production reported in section 2

The number reported in the third column indicates since which file (see list in section 2) the corresponding auxiliary file has been used. The fourth column is the date of those product files.

Type	Auxiliary Filename	Used since product	Used since product date
INST_PHYS_CHARACTERISTICS	GOM_INS_AXVIEC20091111_143220_20030716_120000_20500101_000000	1	19-OCT-2010 00:18:40
LEVEL-2_PROC_CONFIG	GOM_PR2_AXVIEC20091111_152718_20020301_000000_20500101_000000	1	19-OCT-2010 00:18:40
CROSS_SECTIONS_FILE	GOM_CRS_AXVIEC20091111_154832_20020301_000000_20500101_000000	1	19-OCT-2010 00:18:40

# GOMOS Level 2 Daily Report

## SUMMARY

### [1. General Info](#)

### [2. Summary of processed GOM\\_NL\\_2P products](#)

### [3. Level 2 Quality information per product](#)

#### [3.1 Plot of level 2 quality information per product \(time dependant\)](#)

#### [3.2 Plot of level 2 quality information per product \(world map\)](#)

### [4. Level 1 Quality information per product \(stored on level 2 products\)](#)

#### [4.1 Plot of level 1 quality information per product \(time dependant\)](#)

##### [4.1.1 Plot of level 1 quality information per product \(time dependant\): ASCENDING](#)

##### [4.1.2 Plot of level 1 quality information per product \(time dependant\): DESCENDING](#)

#### [4.2 Plot of level 1 quality information per product \(world map\)](#)

##### [4.2.1 Plot of level 1 quality information per product \(world map\): ASCENDING](#)

##### [4.2.2 Plot of level 1 quality information per product \(world map\): DESCENDING](#)

### [5. Ozone profiles based on quality statistics and other trace gas profiles](#)

#### [5.1 Ozone statistics based on quality of products](#)

#### [5.2 Plot ozone profiles for all STD \(dark without errors\)](#)

#### [5.3 Plot ozone profiles where STD < 20% \(dark without errors\)](#)

#### [5.4. Plot ozone profiles where STD < 10% \(dark without errors\)](#)

#### [5.5. Plot ozone profiles where STD < 5% \(dark without errors\)](#)

#### [5.6 Plot NO2 profiles for all STD \(dark without errors\)](#)

#### [5.7 Plot NO3 profiles for all STD \(dark without errors\)](#)

#### [5.8 Plot H2O profiles \(only for occultations of stars 1,2,3,4,13,14,16,26,63 dark without errors\) for all STD](#)

### [6. Auxiliary Data Files used for the production reported in section 2](#)

This report presents the daily analysis on parameters extracted from GOMOS level 2 data (GOM\_NL\_\_2P). It is intended to monitor some important parameters that will impact the quality of these products. A list of level 2 products (and content) that have arrived during the reporting day to the PCF is also given.

Item	Value
Time of report generation	29APR2013 16:04:50
Data source version	GOMOS/6.01
Start time of products	19-10-2010 (19OCT2010 00:00:00)
Stop time of products	20-10-2010 (20OCT2010 00:00:00)
Store outputs in DB	Yes
Nb of level 2 prods	184
Nb of prods with errors	0

## 2. Summary of processed GOM\_NL\_\_2P products.

Nr	Filename	UTC Start time	Limb	Duration	Star Id	Star Name	Star Mag	Star Temp	Nb Meas	Orbit	Prod. error
1	GOM_NL__2PRFIN20101019_001840_000000452094_00002_45146_0390.N1	19-OCT-2010 00:18:40	Bright	45.000	105	6Bet Ari	2.6450	8900.0	90	45146	No
2	GOM_NL__2PRFIN20101019_002213_000000402094_00002_45146_0391.N1	19-OCT-2010 00:22:13	Bright	39.500	53	43Bet And	2.0480	3300.0	79	45146	No
3	GOM_NL__2PRFIN20101019_002335_000000442094_00002_45146_0392.N1	19-OCT-2010 00:23:35	Bright	44.000	173	4Bet Tri	3.0040	8900.0	88	45146	No
4	GOM_NL__2PRFIN20101019_002530_000000442094_00002_45146_0393.N1	19-OCT-2010 00:25:30	Bright	44.000	73	57Gam1And	2.2600	13100.	88	45146	No
5	GOM_NL__2PRFIN20101019_002926_000000392094_00002_45146_0394.N1	19-OCT-2010 00:29:26	Bright	38.500	110	37Del Cas	2.6780	8900.0	77	45146	No
6	GOM_NL__2PRFIN20101019_003058_000000482094_00002_45146_0395.N1	19-OCT-2010 00:30:58	Bright	47.500	35	33Alp Per	1.7950	6250.0	95	45146	No
7	GOM_NL__2PRFIN20101019_005716_000000442094_00002_45146_0396.N1	19-OCT-2010 00:57:16	Bright	44.000	166	17Eps Leo	2.9800	6000.0	88	45146	No
8	GOM_NL__2PRFIN20101019_010036_000000422094_00002_45146_0397.N1	19-OCT-2010 01:00:36	Bright	42.000	22	32Alp Leo	1.3600	15200.	84	45146	No
9	GOM_NL__2PRFIN20101019_010816_000000572094_00002_45146_0398.N1	19-OCT-2010 01:08:16	Dark	56.500	48	30Alp Hya	1.9770	4100.0	113	45146	No
10	GOM_NL__2PRFIN20101019_011737_000000562094_00002_45146_0399.N1	19-OCT-2010 01:17:37	Dark	56.000	132	15Rho Pup	2.8030	6900.0	112	45146	No
11	GOM_NL__2PRFIN20101019_012100_000000432094_00003_45147_0397.N1	19-OCT-2010 01:21:00	Dark	43.000	34	Gam2Vel	1.7930	23000.	86	45147	No
12	GOM_NL__2PRFIN20101019_012639_000000462094_00003_45147_0398.N1	19-OCT-2010 01:26:39	Dark	46.000	2	Alp Car	-0.73600	7000.0	92	45147	No
13	GOM_NL__2PRFIN20101019_013812_000000432094_00003_45147_0399.N1	19-OCT-2010 01:38:12	Straylight	43.000	157	The1Eri	2.9060	9300.0	86	45147	No
14	GOM_NL__2PRFIN20101019_015915_000000452094_00003_45147_0400.N1	19-OCT-2010 01:59:15	Bright	45.000	105	6Bet Ari	2.6450	8900.0	90	45147	No
15	GOM_NL__2PRFIN20101019_020248_000000432094_00003_45147_0401.N1	19-OCT-2010 02:02:48	Bright	42.500	53	43Bet And	2.0480	3300.0	85	45147	No
16	GOM_NL__2PRFIN20101019_020411_000000452094_00003_45147_0402.N1	19-OCT-2010 02:04:11	Bright	44.500	173	4Bet Tri	3.0040	8900.0	89	45147	No
17	GOM_NL__2PRFIN20101019_020605_000000442094_00003_45147_0403.N1	19-OCT-2010 02:06:05	Bright	44.000	73	57Gam1And	2.2600	13100.	88	45147	No
18	GOM_NL__2PRFIN20101019_021001_000000392094_00003_45147_0404.N1	19-OCT-2010 02:10:01	Bright	39.000	110	37Del Cas	2.6780	8900.0	78	45147	No
19	GOM_NL__2PRFIN20101019_021134_000000512094_00003_45147_0405.N1	19-OCT-2010 02:11:34	Bright	51.000	35	33Alp Per	1.7950	6250.0	102	45147	No
20	GOM_NL__2PRFIN20101019_023752_000000442094_00003_45147_0406.N1	19-OCT-2010 02:37:52	Bright	43.500	166	17Eps Leo	2.9800	6000.0	87	45147	No
21	GOM_NL__2PRFIN20101019_024112_000000432094_00003_45147_0407.N1	19-OCT-2010 02:41:12	Bright	43.000	22	32Alp Leo	1.3600	15200.	86	45147	No
22	GOM_NL__2PRFIN20101019_024852_000000512094_00003_45147_0408.N1	19-OCT-2010 02:48:52	Dark	50.500	48	30Alp Hya	1.9770	4100.0	101	45147	No
23	GOM_NL__2PRFIN20101019_025814_000000542094_00003_45147_0409.N1	19-OCT-2010 02:58:14	Dark	54.000	132	15Rho Pup	2.8030	6900.0	108	45147	No
24	GOM_NL__2PRFIN20101019_030137_000000442094_00004_45148_0427.N1	19-OCT-2010 03:01:37	Dark	43.500	34	Gam2Vel	1.7930	23000.	87	45148	No
25	GOM_NL__2PRFIN20101019_030716_000000472094_00004_45148_0428.N1	19-OCT-2010 03:07:16	Dark	47.000	2	Alp Car	-0.73600	7000.0	94	45148	No
26	GOM_NL__2PRFIN20101019_031849_000000422094_00004_45148_0429.N1	19-OCT-2010 03:18:49	Straylight	42.000	157	The1Eri	2.9060	9300.0	84	45148	No
27	GOM_NL__2PRFIN20101019_033951_000000462094_00004_45148_0430.N1	19-OCT-2010 03:39:51	Bright	45.500	105	6Bet Ari	2.6450	8900.0	91	45148	No
28	GOM_NL__2PRFIN20101019_034324_000000392094_00004_45148_0431.N1	19-OCT-2010 03:43:24	Bright	38.500	53	43Bet And	2.0480	3300.0	77	45148	No
29	GOM_NL__2PRFIN20101019_034446_000000442094_00004_45148_0432.N1	19-OCT-2010 03:44:46	Bright	44.000	173	4Bet Tri	3.0040	8900.0	88	45148	No
30	GOM_NL__2PRFIN20101019_034640_000000462094_00004_45148_0433.N1	19-OCT-2010 03:46:40	Bright	45.500	73	57Gam1And	2.2600	13100.	91	45148	No
31	GOM_NL__2PRFIN20101019_035037_000000382094_00004_45148_0434.N1	19-OCT-2010 03:50:37	Bright	38.000	110	37Del Cas	2.6780	8900.0	76	45148	No
32	GOM_NL__2PRFIN20101019_035209_000000522094_00004_45148_0435.N1	19-OCT-2010 03:52:09	Bright	51.500	35	33Alp Per	1.7950	6250.0	103	45148	No
33	GOM_NL__2PRFIN20101019_041828_000000452094_00004_45148_0436.N1	19-OCT-2010 04:18:28	Bright	44.500	166	17Eps Leo	2.9800	6000.0	89	45148	No
34	GOM_NL__2PRFIN20101019_042149_000000432094_00004_45148_0437.N1	19-OCT-2010 04:21:49	Bright	42.500	22	32Alp Leo	1.3600	15200.	85	45148	No
35	GOM_NL__2PRFIN20101019_042929_000000522094_00004_45148_0438.N1	19-OCT-2010 04:29:29	Dark	52.000	48	30Alp Hya	1.9770	4100.0	104	45148	No
36	GOM_NL__2PRFIN20101019_043851_000000552094_00004_45148_0439.N1	19-OCT-2010 04:38:51	Dark	55.000	132	15Rho Pup	2.8030	6900.0	110	45148	No
37	GOM_NL__2PRFIN20101019_044214_000000462094_00005_45149_0440.N1	19-OCT-2010 04:42:14	Dark	46.000	34	Gam2Vel	1.7930	23000.	92	45149	No
38	GOM_NL__2PRFIN20101019_044753_000000622094_00005_45149_0441.N1	19-OCT-2010 04:47:53	Dark	61.500	2	Alp Car	-0.73600	7000.0	123	45149	No
39	GOM_NL__2PRFIN20101019_045925_000000452094_00005_45149_0442.N1	19-OCT-2010 04:59:25	Straylight	45.000	157	The1Eri	2.9060	9300.0	90	45149	No
40	GOM_NL__2PRFIN20101019_052026_000000452094_00005_45149_0443.N1	19-OCT-2010 05:20:26	Bright	44.500	105	6Bet Ari	2.6450	8900.0	89	45149	No
41	GOM_NL__2PRFIN20101019_052400_000000402094_00005_45149_0444.N1	19-OCT-2010 05:24:00	Bright	40.000	53	43Bet And	2.0480	3300.0	80	45149	No
42	GOM_NL__2PRFIN20101019_052521_000000452094_00005_45149_0445.N1	19-OCT-2010 05:25:21	Bright	45.000	173	4Bet Tri	3.0040	8900.0	90	45149	No



43	GOM_NL__2PRFIN20101019_052716_000000452094_00005_45149_0446.N1	19-OCT-2010 05:27:16	Bright	45.000	73	57Gam1And	2.2600	13100.	90	45149	No
44	GOM_NL__2PRFIN20101019_053113_000000392094_00005_45149_0447.N1	19-OCT-2010 05:31:13	Bright	39.000	110	37Del Cas	2.6780	8900.0	78	45149	No
45	GOM_NL__2PRFIN20101019_053244_000000522094_00005_45149_0448.N1	19-OCT-2010 05:32:44	Bright	52.000	35	33Alp Per	1.7950	6250.0	104	45149	No
46	GOM_NL__2PRFIN20101019_055904_000000422094_00005_45149_0449.N1	19-OCT-2010 05:59:04	Bright	42.000	166	17Eps Leo	2.9800	6000.0	84	45149	No
47	GOM_NL__2PRFIN20101019_060225_000000412094_00005_45149_0450.N1	19-OCT-2010 06:02:25	Bright	41.000	22	32Alp Leo	1.3600	15200.	82	45149	No
48	GOM_NL__2PRFIN20101019_061006_000000562094_00005_45149_0451.N1	19-OCT-2010 06:10:06	Dark	56.000	48	30Alp Hya	1.9770	4100.0	112	45149	No
49	GOM_NL__2PRFIN20101019_061929_000000562094_00005_45149_0452.N1	19-OCT-2010 06:19:29	Dark	56.000	132	15Rho Pup	2.8030	6900.0	112	45149	No
50	GOM_NL__2PRFIN20101019_062250_000000442094_00006_45150_0450.N1	19-OCT-2010 06:22:50	Dark	44.000	34	Gam2Vel	1.7930	23000.	88	45150	No
51	GOM_NL__2PRFIN20101019_062829_000000532094_00006_45150_0451.N1	19-OCT-2010 06:28:29	Dark	53.000	2	Alp Car	-0.73600	7000.0	106	45150	No
52	GOM_NL__2PRFIN20101019_064001_000000442094_00006_45150_0452.N1	19-OCT-2010 06:40:01	Straylight	44.000	157	The1Eri	2.9060	9300.0	88	45150	No
53	GOM_NL__2PRFIN20101019_070102_000000452094_00006_45150_0453.N1	19-OCT-2010 07:01:02	Bright	45.000	105	6Bet Ari	2.6450	8900.0	90	45150	No
54	GOM_NL__2PRFIN20101019_070435_000000402094_00006_45150_0454.N1	19-OCT-2010 07:04:35	Bright	39.500	53	43Bet And	2.0480	3300.0	79	45150	No
55	GOM_NL__2PRFIN20101019_070556_000000442094_00006_45150_0455.N1	19-OCT-2010 07:05:56	Bright	43.500	173	4Bet Tri	3.0040	8900.0	87	45150	No
56	GOM_NL__2PRFIN20101019_070751_000000422094_00006_45150_0456.N1	19-OCT-2010 07:07:51	Bright	42.000	73	57Gam1And	2.2600	13100.	84	45150	No
57	GOM_NL__2PRFIN20101019_071031_000000272094_00006_45150_0457.N1	19-OCT-2010 07:10:31	Tw_i_and_stray	27.000	79	26Bet Per	2.3100	13100.	54	45150	No
58	GOM_NL__2PRFIN20101019_071148_000000392094_00006_45150_0458.N1	19-OCT-2010 07:11:48	Bright	39.000	110	37Del Cas	2.6780	8900.0	78	45150	No
59	GOM_NL__2PRFIN20101019_071319_000000532094_00006_45150_0459.N1	19-OCT-2010 07:13:19	Bright	53.000	35	33Alp Per	1.7950	6250.0	106	45150	No
60	GOM_NL__2PRFIN20101019_073941_000000432094_00006_45150_0460.N1	19-OCT-2010 07:39:41	Bright	43.000	166	17Eps Leo	2.9800	6000.0	86	45150	No
61	GOM_NL__2PRFIN20101019_074301_000000412094_00006_45150_0461.N1	19-OCT-2010 07:43:01	Bright	40.500	22	32Alp Leo	1.3600	15200.	81	45150	No
62	GOM_NL__2PRFIN20101019_075043_000000542094_00006_45150_0462.N1	19-OCT-2010 07:50:43	Dark	53.500	48	30Alp Hya	1.9770	4100.0	107	45150	No
63	GOM_NL__2PRFIN20101019_080006_000000562094_00006_45150_0463.N1	19-OCT-2010 08:00:06	Dark	56.000	132	15Rho Pup	2.8030	6900.0	112	45150	No
64	GOM_NL__2PRFIN20101019_080906_000000622094_00007_45151_0462.N1	19-OCT-2010 08:09:06	Dark	61.500	2	Alp Car	-0.73600	7000.0	123	45151	No
65	GOM_NL__2PRFIN20101019_082038_000000432094_00007_45151_0463.N1	19-OCT-2010 08:20:38	Straylight	43.000	157	The1Eri	2.9060	9300.0	86	45151	No
66	GOM_NL__2PRFIN20101019_084137_000000452094_00007_45151_0464.N1	19-OCT-2010 08:41:37	Bright	44.500	105	6Bet Ari	2.6450	8900.0	89	45151	No
67	GOM_NL__2PRFIN20101019_084511_000000392094_00007_45151_0465.N1	19-OCT-2010 08:45:11	Bright	39.000	53	43Bet And	2.0480	3300.0	78	45151	No
68	GOM_NL__2PRFIN20101019_084632_000000452094_00007_45151_0466.N1	19-OCT-2010 08:46:32	Bright	45.000	173	4Bet Tri	3.0040	8900.0	90	45151	No
69	GOM_NL__2PRFIN20101019_084827_000000442094_00007_45151_0467.N1	19-OCT-2010 08:48:27	Bright	44.000	73	57Gam1And	2.2600	13100.	88	45151	No
70	GOM_NL__2PRFIN20101019_085106_000000272094_00007_45151_0468.N1	19-OCT-2010 08:51:06	Tw_i_and_stray	27.000	79	26Bet Per	2.3100	13100.	54	45151	No
71	GOM_NL__2PRFIN20101019_085224_000000372094_00007_45151_0469.N1	19-OCT-2010 08:52:24	Bright	36.500	110	37Del Cas	2.6780	8900.0	73	45151	No
72	GOM_NL__2PRFIN20101019_085354_000000532094_00007_45151_0470.N1	19-OCT-2010 08:53:54	Bright	52.500	35	33Alp Per	1.7950	6250.0	105	45151	No
73	GOM_NL__2PRFIN20101019_092017_000000452094_00007_45151_0471.N1	19-OCT-2010 09:20:17	Bright	44.500	166	17Eps Leo	2.9800	6000.0	89	45151	No
74	GOM_NL__2PRFIN20101019_092338_000000422094_00007_45151_0472.N1	19-OCT-2010 09:23:38	Bright	42.000	22	32Alp Leo	1.3600	15200.	84	45151	No
75	GOM_NL__2PRFIN20101019_093119_000000532094_00007_45151_0473.N1	19-OCT-2010 09:31:19	Dark	52.500	48	30Alp Hya	1.9770	4100.0	105	45151	No
76	GOM_NL__2PRFIN20101019_094044_000000562094_00007_45151_0474.N1	19-OCT-2010 09:40:44	Dark	56.000	132	15Rho Pup	2.8030	6900.0	112	45151	No
77	GOM_NL__2PRFIN20101019_094943_000000462094_00008_45152_0486.N1	19-OCT-2010 09:49:43	Dark	46.000	2	Alp Car	-0.73600	7000.0	92	45152	No
78	GOM_NL__2PRFIN20101019_100114_000000422094_00008_45152_0487.N1	19-OCT-2010 10:01:14	Straylight	42.000	157	The1Eri	2.9060	9300.0	84	45152	No
79	GOM_NL__2PRFIN20101019_102213_000000442094_00008_45152_0488.N1	19-OCT-2010 10:22:13	Bright	43.500	105	6Bet Ari	2.6450	8900.0	87	45152	No
80	GOM_NL__2PRFIN20101019_102546_000000392094_00008_45152_0489.N1	19-OCT-2010 10:25:46	Bright	39.000	53	43Bet And	2.0480	3300.0	78	45152	No
81	GOM_NL__2PRFIN20101019_102902_000000462094_00008_45152_0490.N1	19-OCT-2010 10:29:02	Bright	45.500	73	57Gam1And	2.2600	13100.	91	45152	No
82	GOM_NL__2PRFIN20101019_103141_000000322094_00008_45152_0491.N1	19-OCT-2010 10:31:41	Tw_i_and_stray	32.000	79	26Bet Per	2.3100	13100.	64	45152	No
83	GOM_NL__2PRFIN20101019_103259_000000382094_00008_45152_0492.N1	19-OCT-2010 10:32:59	Bright	38.000	110	37Del Cas	2.6780	8900.0	76	45152	No
84	GOM_NL__2PRFIN20101019_103428_000000532094_00008_45152_0493.N1	19-OCT-2010 10:34:28	Bright	53.000	35	33Alp Per	1.7950	6250.0	106	45152	No
85	GOM_NL__2PRFIN20101019_110053_000000452094_00008_45152_0494.N1	19-OCT-2010 11:00:53	Bright	45.000	166	17Eps Leo	2.9800	6000.0	90	45152	No
86	GOM_NL__2PRFIN20101019_110414_000000422094_00008_45152_0495.N1	19-OCT-2010 11:04:14	Bright	42.000	22	32Alp Leo	1.3600	15200.	84	45152	No
87	GOM_NL__2PRFIN20101019_111156_000000502094_00008_45152_0496.N1	19-OCT-2010 11:11:56	Dark	49.500	48	30Alp Hya	1.9770	4100.0	99	45152	No
88	GOM_NL__2PRFIN20101019_112121_000000562094_00008_45152_0497.N1	19-OCT-2010 11:21:21	Dark	55.500	132	15Rho Pup	2.8030	6900.0	111	45152	No
89	GOM_NL__2PRFIN20101019_112440_000000442094_00009_45153_0497.N1	19-OCT-2010 11:24:40	Dark	44.000	34	Gam2Vel	1.7930	23000.	88	45153	No
90	GOM_NL__2PRFIN20101019_113020_000000552094_00009_45153_0498.N1	19-OCT-2010 11:30:20	Dark	54.500	2	Alp Car	-0.73600	7000.0	109	45153	No
91	GOM_NL__2PRFIN20101019_114150_000000432094_00009_45153_0499.N1	19-OCT-2010 11:41:50	Straylight	43.000	157	The1Eri	2.9060	9300.0	86	45153	No
92	GOM_NL__2PRFIN20101019_120248_000000442094_00009_45153_0500.N1	19-OCT-2010 12:02:48	Bright	44.000	105	6Bet Ari	2.6450	8900.0	88	45153	No
93	GOM_NL__2PRFIN20101019_120622_000000382094_00009_45153_0501.N1	19-OCT-2010 12:06:22	Bright	38.000	53	43Bet And	2.0480	3300.0	76	45153	No
94	GOM_NL__2PRFIN20101019_120937_000000472094_00009_45153_0502.N1	19-OCT-2010 12:09:37	Bright	47.000	73	57Gam1And	2.2600	13100.	94	45153	No
95	GOM_NL__2PRFIN20101019_121216_000000322094_00009_45153_0503.N1	19-OCT-2010 12:12:16	Tw_i_and_stray	32.000	79	26Bet Per	2.3100	13100.	64	45153	No
96	GOM_NL__2PRFIN20101019_121335_000000402094_00009_45153_0504.N1	19-OCT-2010 12:13:35	Bright	39.500	110	37Del Cas	2.6780	8900.0	79	45153	No
97	GOM_NL__2PRFIN20101019_121504_000000532094_00009_45153_0505.N1	19-OCT-2010 12:15:04	Bright	53.000	35	33Alp Per	1.7950	6250.0	106	45153	No
98	GOM_NL__2PRFIN20101019_124129_000000632094_00009_45153_0506.N1	19-OCT-2010 12:41:29	Bright	63.000	166	17Eps Leo	2.9800	6000.0	126	45153	No
99	GOM_NL__2PRFIN20101019_124450_000000592094_00009_45153_0507.N1	19-OCT-2010 12:44:50	Bright	59.000	22	32Alp Leo	1.3600	15200.	118	45153	No
100	GOM_NL__2PRFIN20101019_125233_000000542094_00009_45153_0508.N1	19-OCT-2010 12:52:33	Dark	54.000	48	30Alp Hya	1.9770	4100.0	108	45153	No
101	GOM_NL__2PRFIN20101019_130158_000000562094_00009_45153_0509.N1	19-OCT-2010 13:01:58	Dark	56.000	132	15Rho Pup	2.8030	6900.0	112	45153	No

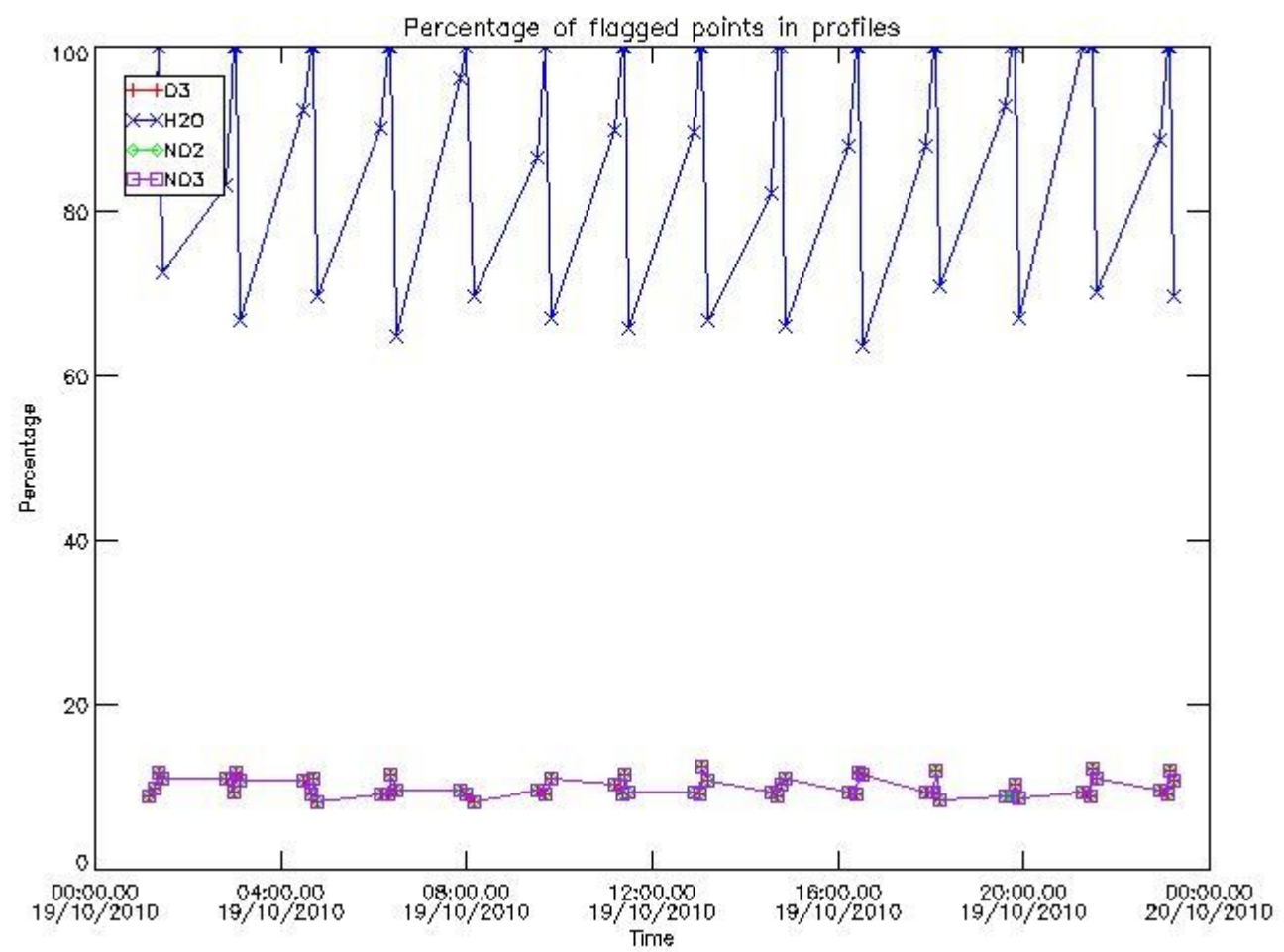
102	GOM_NL__2PRFIN20101019_130517_000000452094_00010_45154_0514.N1	19-OCT-2010 13:05:17	Dark	44.500	34	Gam2Vel	1.7930	23000.	89	45154	No
103	GOM_NL__2PRFIN20101019_131056_000000472094_00010_45154_0515.N1	19-OCT-2010 13:10:56	Dark	47.000	2	Alp Car	-0.73600	7000.0	94	45154	No
104	GOM_NL__2PRFIN20101019_132227_000000452094_00010_45154_0516.N1	19-OCT-2010 13:22:27	Straylight	44.500	157	The1Eri	2.9060	9300.0	89	45154	No
105	GOM_NL__2PRFIN20101019_134324_000000442094_00010_45154_0517.N1	19-OCT-2010 13:43:24	Bright	44.000	105	6Bet Ari	2.6450	8900.0	88	45154	No
106	GOM_NL__2PRFIN20101019_135013_000000422094_00010_45154_0518.N1	19-OCT-2010 13:50:13	Bright	42.000	73	57Gam1And	2.2600	13100.	84	45154	No
107	GOM_NL__2PRFIN20101019_135250_000000372094_00010_45154_0519.N1	19-OCT-2010 13:52:50	Tw_i_and_stray	37.000	79	26Bet Per	2.3100	13100.	74	45154	No
108	GOM_NL__2PRFIN20101019_135411_000000382094_00010_45154_0520.N1	19-OCT-2010 13:54:11	Bright	38.000	110	37Del Cas	2.6780	8900.0	76	45154	No
109	GOM_NL__2PRFIN20101019_135538_000000532094_00010_45154_0521.N1	19-OCT-2010 13:55:38	Bright	53.000	35	33Alp Per	1.7950	6250.0	106	45154	No
110	GOM_NL__2PRFIN20101019_142205_000000452094_00010_45154_0522.N1	19-OCT-2010 14:22:05	Bright	44.500	166	17Eps Leo	2.9800	6000.0	89	45154	No
111	GOM_NL__2PRFIN20101019_142526_000000402094_00010_45154_0523.N1	19-OCT-2010 14:25:26	Bright	40.000	22	32Alp Leo	1.3600	15200.	80	45154	No
112	GOM_NL__2PRFIN20101019_143309_000000542094_00010_45154_0524.N1	19-OCT-2010 14:33:09	Dark	54.000	48	30Alp Hya	1.9770	4100.0	108	45154	No
113	GOM_NL__2PRFIN20101019_144235_000000582094_00010_45154_0525.N1	19-OCT-2010 14:42:35	Dark	57.500	132	15Rho Pup	2.8030	6900.0	115	45154	No
114	GOM_NL__2PRFIN20101019_144554_000000502094_00011_45155_0524.N1	19-OCT-2010 14:45:54	Dark	49.500	34	Gam2Vel	1.7930	23000.	99	45155	No
115	GOM_NL__2PRFIN20101019_145133_000000462094_00011_45155_0525.N1	19-OCT-2010 14:51:33	Dark	46.000	2	Alp Car	-0.73600	7000.0	92	45155	No
116	GOM_NL__2PRFIN20101019_150303_000000442094_00011_45155_0526.N1	19-OCT-2010 15:03:03	Straylight	44.000	157	The1Eri	2.9060	9300.0	88	45155	No
117	GOM_NL__2PRFIN20101019_152359_000000452094_00011_45155_0527.N1	19-OCT-2010 15:23:59	Bright	45.000	105	6Bet Ari	2.6450	8900.0	90	45155	No
118	GOM_NL__2PRFIN20101019_153048_000000422094_00011_45155_0528.N1	19-OCT-2010 15:30:48	Bright	42.000	73	57Gam1And	2.2600	13100.	84	45155	No
119	GOM_NL__2PRFIN20101019_153325_000000372094_00011_45155_0529.N1	19-OCT-2010 15:33:25	Tw_i_and_stray	37.000	79	26Bet Per	2.3100	13100.	74	45155	No
120	GOM_NL__2PRFIN20101019_153447_000000392094_00011_45155_0530.N1	19-OCT-2010 15:34:47	Bright	39.000	110	37Del Cas	2.6780	8900.0	78	45155	No
121	GOM_NL__2PRFIN20101019_153614_000000542094_00011_45155_0531.N1	19-OCT-2010 15:36:14	Bright	54.000	35	33Alp Per	1.7950	6250.0	108	45155	No
122	GOM_NL__2PRFIN20101019_160241_000000442094_00011_45155_0532.N1	19-OCT-2010 16:02:41	Bright	44.000	166	17Eps Leo	2.9800	6000.0	88	45155	No
123	GOM_NL__2PRFIN20101019_160603_000000462094_00011_45155_0533.N1	19-OCT-2010 16:06:03	Bright	46.000	22	32Alp Leo	1.3600	15200.	92	45155	No
124	GOM_NL__2PRFIN20101019_161346_000000552094_00011_45155_0534.N1	19-OCT-2010 16:13:46	Dark	54.500	48	30Alp Hya	1.9770	4100.0	109	45155	No
125	GOM_NL__2PRFIN20101019_162313_000000562094_00011_45155_0535.N1	19-OCT-2010 16:23:13	Dark	56.000	132	15Rho Pup	2.8030	6900.0	112	45155	No
126	GOM_NL__2PRFIN20101019_162630_000000442094_00012_45156_0534.N1	19-OCT-2010 16:26:30	Dark	43.500	34	Gam2Vel	1.7930	23000.	87	45156	No
127	GOM_NL__2PRFIN20101019_163210_000000492094_00012_45156_0535.N1	19-OCT-2010 16:32:10	Dark	48.500	2	Alp Car	-0.73600	7000.0	97	45156	No
128	GOM_NL__2PRFIN20101019_164339_000000452094_00012_45156_0536.N1	19-OCT-2010 16:43:39	Straylight	45.000	157	The1Eri	2.9060	9300.0	90	45156	No
129	GOM_NL__2PRFIN20101019_170434_000000472094_00012_45156_0537.N1	19-OCT-2010 17:04:34	Bright	47.000	105	6Bet Ari	2.6450	8900.0	94	45156	No
130	GOM_NL__2PRFIN20101019_170809_000000402094_00012_45156_0538.N1	19-OCT-2010 17:08:09	Bright	40.000	53	43Bet And	2.0480	3300.0	80	45156	No
131	GOM_NL__2PRFIN20101019_171124_000000462094_00012_45156_0539.N1	19-OCT-2010 17:11:24	Bright	45.500	73	57Gam1And	2.2600	13100.	91	45156	No
132	GOM_NL__2PRFIN20101019_171400_000000422094_00012_45156_0540.N1	19-OCT-2010 17:14:00	Bright	42.000	79	26Bet Per	2.3100	13100.	84	45156	No
133	GOM_NL__2PRFIN20101019_171522_000000392094_00012_45156_0541.N1	19-OCT-2010 17:15:22	Bright	38.500	110	37Del Cas	2.6780	8900.0	77	45156	No
134	GOM_NL__2PRFIN20101019_171648_000000542094_00012_45156_0542.N1	19-OCT-2010 17:16:48	Bright	53.500	35	33Alp Per	1.7950	6250.0	107	45156	No
135	GOM_NL__2PRFIN20101019_174318_000000602094_00012_45156_0543.N1	19-OCT-2010 17:43:18	Bright	60.000	166	17Eps Leo	2.9800	6000.0	120	45156	No
136	GOM_NL__2PRFIN20101019_174639_000000602094_00012_45156_0544.N1	19-OCT-2010 17:46:39	Bright	60.000	22	32Alp Leo	1.3600	15200.	120	45156	No
137	GOM_NL__2PRFIN20101019_175423_000000552094_00012_45156_0545.N1	19-OCT-2010 17:54:23	Dark	54.500	48	30Alp Hya	1.9770	4100.0	109	45156	No
138	GOM_NL__2PRFIN20101019_180350_000000542094_00012_45156_0546.N1	19-OCT-2010 18:03:50	Dark	54.000	132	15Rho Pup	2.8030	6900.0	108	45156	No
139	GOM_NL__2PRFIN20101019_180707_000000472094_00013_45157_0552.N1	19-OCT-2010 18:07:07	Dark	46.500	34	Gam2Vel	1.7930	23000.	93	45157	No
140	GOM_NL__2PRFIN20101019_181247_000000602094_00013_45157_0553.N1	19-OCT-2010 18:12:47	Dark	60.000	2	Alp Car	-0.73600	7000.0	120	45157	No
141	GOM_NL__2PRFIN20101019_182416_000000432094_00013_45157_0554.N1	19-OCT-2010 18:24:16	Straylight	42.500	157	The1Eri	2.9060	9300.0	85	45157	No
142	GOM_NL__2PRFIN20101019_184510_000000442094_00013_45157_0555.N1	19-OCT-2010 18:45:10	Bright	44.000	105	6Bet Ari	2.6450	8900.0	88	45157	No
143	GOM_NL__2PRFIN20101019_184845_000000402094_00013_45157_0556.N1	19-OCT-2010 18:48:45	Bright	39.500	53	43Bet And	2.0480	3300.0	79	45157	No
144	GOM_NL__2PRFIN20101019_185159_000000422094_00013_45157_0557.N1	19-OCT-2010 18:51:59	Bright	42.000	73	57Gam1And	2.2600	13100.	84	45157	No
145	GOM_NL__2PRFIN20101019_185435_000000422094_00013_45157_0558.N1	19-OCT-2010 18:54:35	Bright	42.000	79	26Bet Per	2.3100	13100.	84	45157	No
146	GOM_NL__2PRFIN20101019_185558_000000392094_00013_45157_0559.N1	19-OCT-2010 18:55:58	Bright	39.000	110	37Del Cas	2.6780	8900.0	78	45157	No
147	GOM_NL__2PRFIN20101019_185724_000000502094_00013_45157_0560.N1	19-OCT-2010 18:57:24	Bright	50.000	35	33Alp Per	1.7950	6250.0	100	45157	No
148	GOM_NL__2PRFIN20101019_192354_000000452094_00013_45157_0561.N1	19-OCT-2010 19:23:54	Bright	45.000	166	17Eps Leo	2.9800	6000.0	90	45157	No
149	GOM_NL__2PRFIN20101019_192715_000000412094_00013_45157_0562.N1	19-OCT-2010 19:27:15	Bright	40.500	22	32Alp Leo	1.3600	15200.	81	45157	No
150	GOM_NL__2PRFIN20101019_193500_000000572094_00013_45157_0563.N1	19-OCT-2010 19:35:00	Dark	56.500	48	30Alp Hya	1.9770	4100.0	113	45157	No
151	GOM_NL__2PRFIN20101019_194428_000000572094_00013_45157_0564.N1	19-OCT-2010 19:44:28	Dark	57.000	132	15Rho Pup	2.8030	6900.0	114	45157	No
152	GOM_NL__2PRFIN20101019_194744_000000492094_00014_45158_0600.N1	19-OCT-2010 19:47:44	Dark	49.000	34	Gam2Vel	1.7930	23000.	98	45158	No
153	GOM_NL__2PRFIN20101019_195323_000000582094_00014_45158_0601.N1	19-OCT-2010 19:53:23	Dark	57.500	2	Alp Car	-0.73600	7000.0	115	45158	No
154	GOM_NL__2PRFIN20101019_200452_000000432094_00014_45158_0602.N1	19-OCT-2010 20:04:52	Straylight	43.000	157	The1Eri	2.9060	9300.0	86	45158	No
155	GOM_NL__2PRFIN20101019_202546_000000452094_00014_45158_0603.N1	19-OCT-2010 20:25:46	Bright	44.500	105	6Bet Ari	2.6450	8900.0	89	45158	No
156	GOM_NL__2PRFIN20101019_202921_000000402094_00014_45158_0604.N1	19-OCT-2010 20:29:21	Bright	40.000	53	43Bet And	2.0480	3300.0	80	45158	No
157	GOM_NL__2PRFIN20101019_203234_000000462094_00014_45158_0605.N1	19-OCT-2010 20:32:34	Bright	46.000	73	57Gam1And	2.2600	13100.	92	45158	No
158	GOM_NL__2PRFIN20101019_203510_000000472094_00014_45158_0606.N1	19-OCT-2010 20:35:10	Bright	47.000	79	26Bet Per	2.3100	13100.	94	45158	No
159	GOM_NL__2PRFIN20101019_203633_000000392094_00014_45158_0607.N1	19-OCT-2010 20:36:33	Bright	39.000	110	37Del Cas	2.6780	8900.0	78	45158	No
160	GOM_NL__2PRFIN20101019_203759_000000552094_00014_45158_0608.N1	19-OCT-2010 20:37:59	Bright	54.500	35	33Alp Per	1.7950	6250.0	109	45158	No

161	GOM_NL__2PRFIN20101019_210430_000000432094_00014_45158_0609.N1	19-OCT-2010 21:04:30	Bright	43.000	166	17Eps Leo	2.9800	6000.0	86	45158	No
162	GOM_NL__2PRFIN20101019_210752_000000602094_00014_45158_0610.N1	19-OCT-2010 21:07:52	Bright	59.500	22	32Alp Leo	1.3600	15200.	119	45158	No
163	GOM_NL__2PRFIN20101019_211536_000000542094_00014_45158_0611.N1	19-OCT-2010 21:15:36	Dark	54.000	48	30Alp Hya	1.9770	4100.0	108	45158	No
164	GOM_NL__2PRFIN20101019_212505_000000572094_00014_45158_0612.N1	19-OCT-2010 21:25:05	Dark	56.500	132	15Rho Pup	2.8030	6900.0	113	45158	No
165	GOM_NL__2PRFIN20101019_212821_000000502094_00015_45159_0610.N1	19-OCT-2010 21:28:21	Dark	50.000	34	Gam2Vel	1.7930	23000.	100	45159	No
166	GOM_NL__2PRFIN20101019_213400_000000462094_00015_45159_0611.N1	19-OCT-2010 21:34:00	Dark	45.500	2	Alp Car	-0.73600	7000.0	91	45159	No
167	GOM_NL__2PRFIN20101019_214529_000000462094_00015_45159_0612.N1	19-OCT-2010 21:45:29	Straylight	45.500	157	The1Eri	2.9060	9300.0	91	45159	No
168	GOM_NL__2PRFIN20101019_220621_000000432094_00015_45159_0613.N1	19-OCT-2010 22:06:21	Bright	43.000	105	6Bet Ari	2.6450	8900.0	86	45159	No
169	GOM_NL__2PRFIN20101019_220956_000000402094_00015_45159_0614.N1	19-OCT-2010 22:09:56	Bright	39.500	53	43Bet And	2.0480	3300.0	79	45159	No
170	GOM_NL__2PRFIN20101019_221310_000000412094_00015_45159_0615.N1	19-OCT-2010 22:13:10	Bright	40.500	73	57Gam1And	2.2600	13100.	81	45159	No
171	GOM_NL__2PRFIN20101019_221545_000000472094_00015_45159_0616.N1	19-OCT-2010 22:15:45	Bright	47.000	79	26Bet Per	2.3100	13100.	94	45159	No
172	GOM_NL__2PRFIN20101019_221709_000000402094_00015_45159_0617.N1	19-OCT-2010 22:17:09	Bright	39.500	110	37Del Cas	2.6780	8900.0	79	45159	No
173	GOM_NL__2PRFIN20101019_221833_000000522094_00015_45159_0618.N1	19-OCT-2010 22:18:33	Bright	52.000	35	33Alp Per	1.7950	6250.0	104	45159	No
174	GOM_NL__2PRFIN20101019_224506_000000472094_00015_45159_0619.N1	19-OCT-2010 22:45:06	Bright	46.500	166	17Eps Leo	2.9800	6000.0	93	45159	No
175	GOM_NL__2PRFIN20101019_224828_000000432094_00015_45159_0620.N1	19-OCT-2010 22:48:28	Bright	42.500	22	32Alp Leo	1.3600	15200.	85	45159	No
176	GOM_NL__2PRFIN20101019_225613_000000542094_00015_45159_0621.N1	19-OCT-2010 22:56:13	Dark	53.500	48	30Alp Hya	1.9770	4100.0	107	45159	No
177	GOM_NL__2PRFIN20101019_230542_000000562094_00015_45159_0622.N1	19-OCT-2010 23:05:42	Dark	56.000	132	15Rho Pup	2.8030	6900.0	112	45159	No
178	GOM_NL__2PRFIN20101019_230857_000000422094_00016_45160_0620.N1	19-OCT-2010 23:08:57	Dark	42.000	34	Gam2Vel	1.7930	23000.	84	45160	No
179	GOM_NL__2PRFIN20101019_231437_000000472094_00016_45160_0621.N1	19-OCT-2010 23:14:37	Dark	46.500	2	Alp Car	-0.73600	7000.0	93	45160	No
180	GOM_NL__2PRFIN20101019_232605_000000452094_00016_45160_0622.N1	19-OCT-2010 23:26:05	Straylight	45.000	157	The1Eri	2.9060	9300.0	90	45160	No
181	GOM_NL__2PRFIN20101019_234656_000000452094_00016_45160_0623.N1	19-OCT-2010 23:46:56	Bright	44.500	105	6Bet Ari	2.6450	8900.0	89	45160	No
182	GOM_NL__2PRFIN20101019_235032_000000392094_00016_45160_0624.N1	19-OCT-2010 23:50:32	Bright	39.000	53	43Bet And	2.0480	3300.0	78	45160	No
183	GOM_NL__2PRFIN20101019_235345_000000412094_00016_45160_0625.N1	19-OCT-2010 23:53:45	Bright	41.000	73	57Gam1And	2.2600	13100.	82	45160	No
184	GOM_NL__2PRFIN20101019_235620_000000522094_00016_45160_0626.N1	19-OCT-2010 23:56:20	Bright	52.000	79	26Bet Per	2.3100	13100.	104	45160	No

### 3. Quality information per product

In this section it is plotted some information contained in the Quality Summary data set of the level 2 products. Only products in dark limb conditions and without errors (error flag in the MPH set to "0") are used.

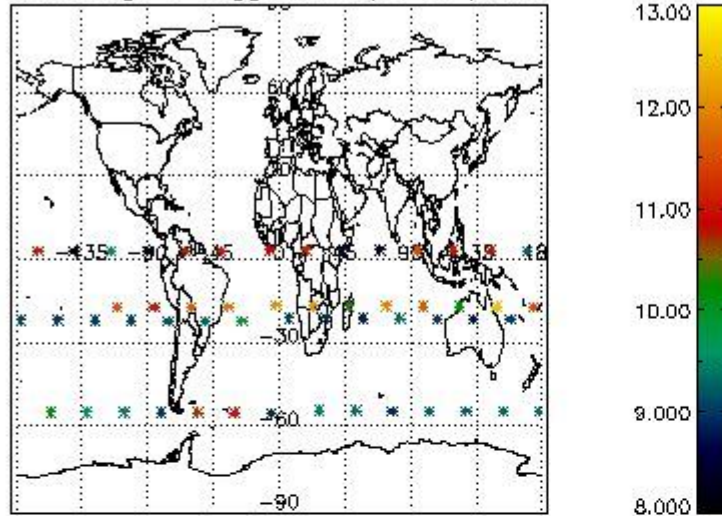
#### 3.1 Plot quality information per product (time dependant)



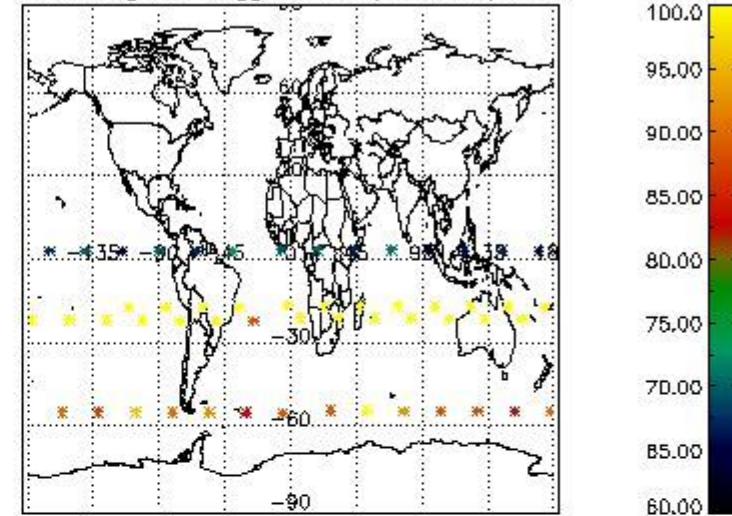
3.2 Plot quality information per product (world map)



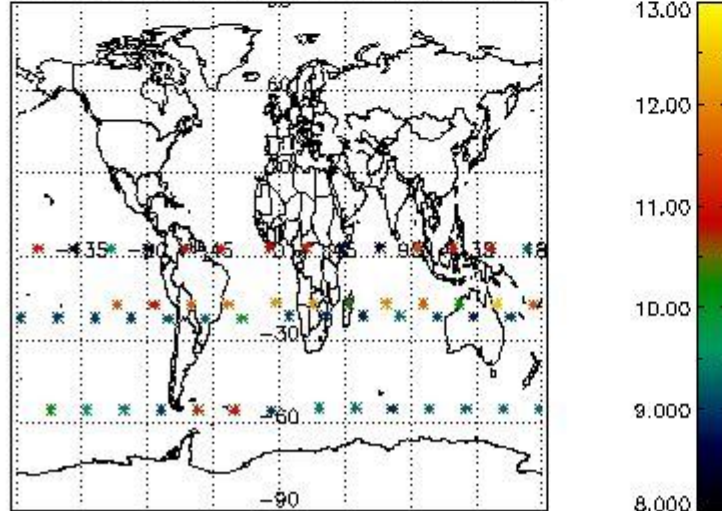
Percentage of flagged data per O3 profile



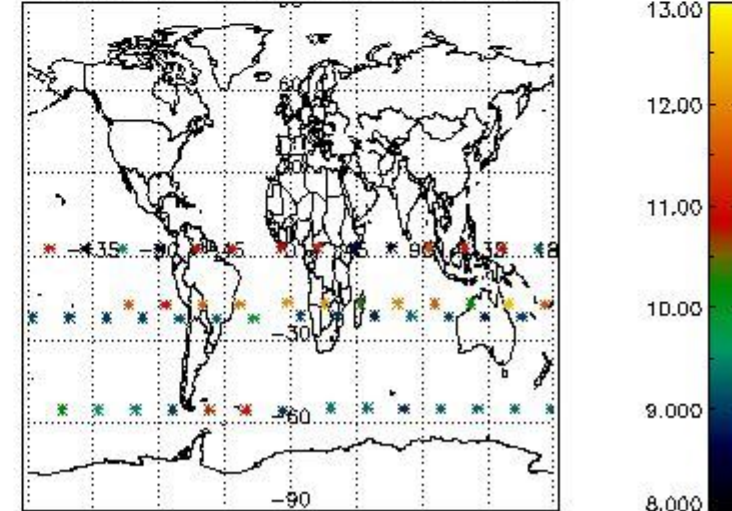
Percentage of flagged data per H2O profile



Percentage of flagged data per NO2 profile



Percentage of flagged data per NO3 profile

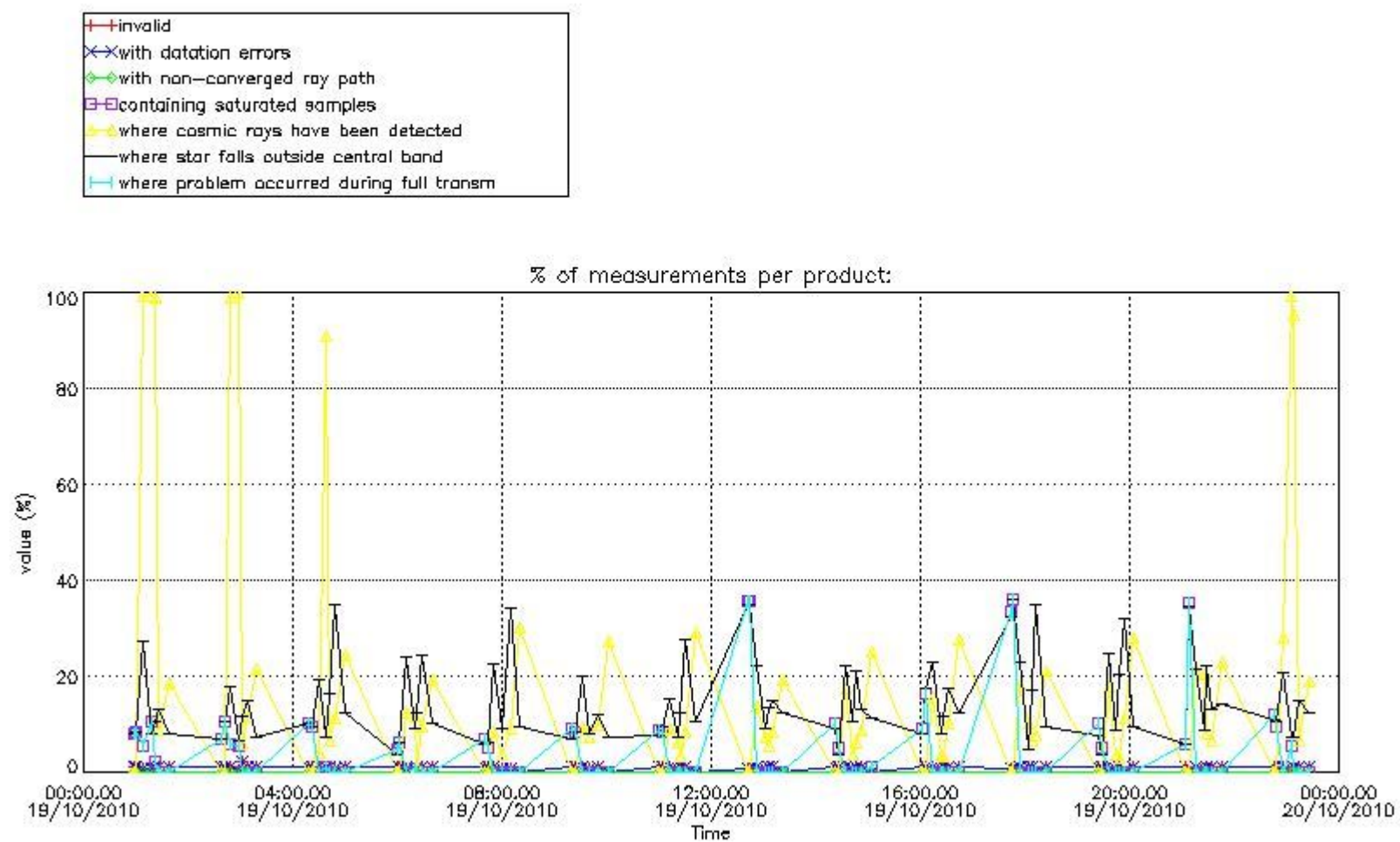


#### 4. Level 1 quality information per product

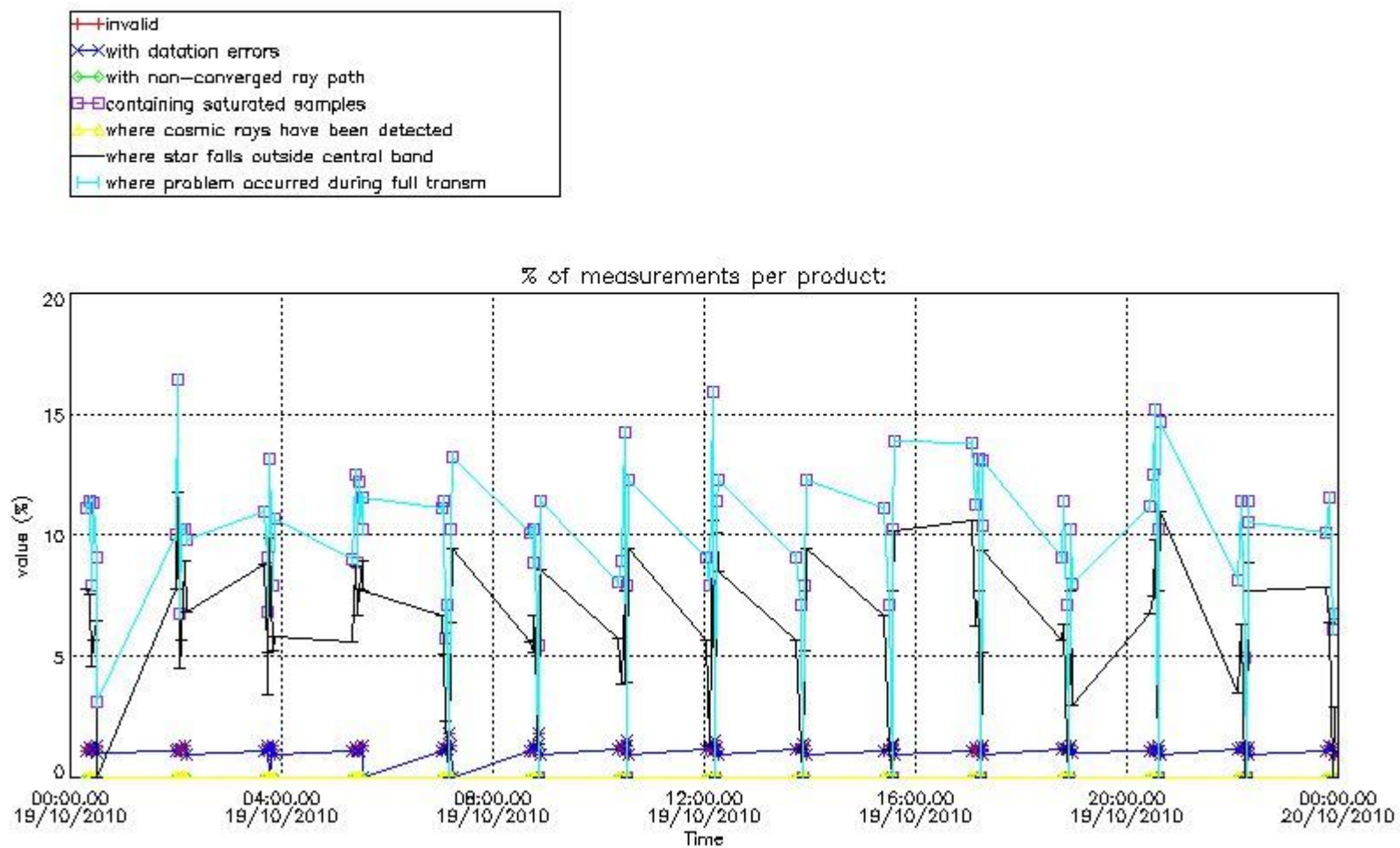
In this section it is plotted some information contained in the Quality Summary data set of the level 2 products that comes from the level 1b processing. Products without errors (error flag in the MPH set to "0") are used.

##### 4.1 Plot quality information per product (time dependant) coming from level 1b processing

###### 4.1.1 Plot level 1 quality information per product (time dependant): ENVISAT ASCENDING passes



4.1.2 Plot level 1 quality information per product (time dependant): ENVI SAT DESCENDING passes

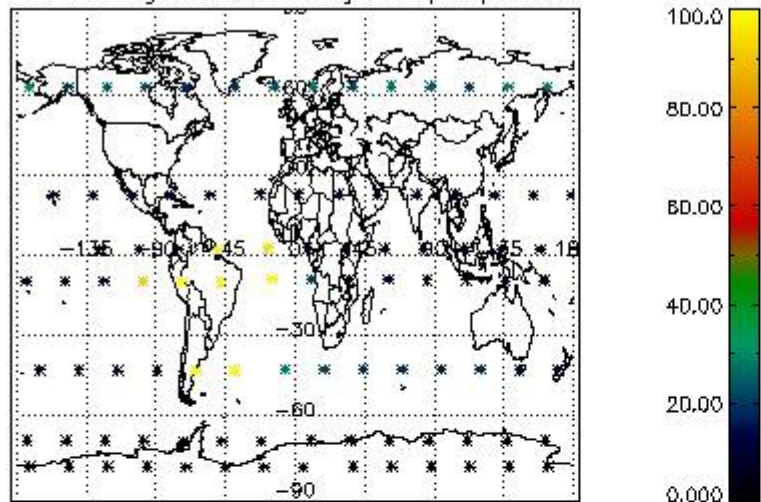


4.2 Plot quality information per product coming from level 1b processing (world map)

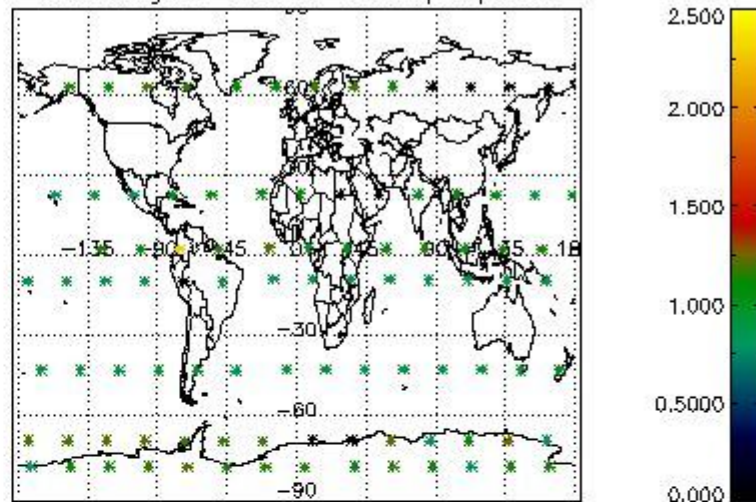
4.2.1 Plot level 1 quality information per product (world map): ENVISAT ASCENDING passes



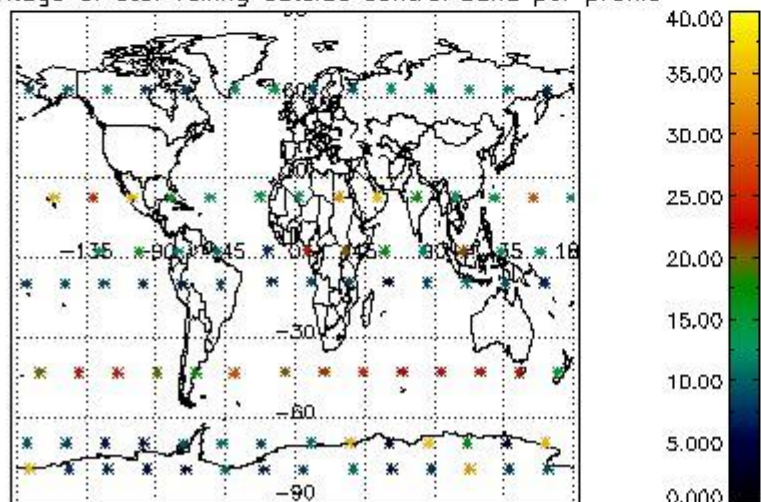
Percentage of cosmic ray hits per profile



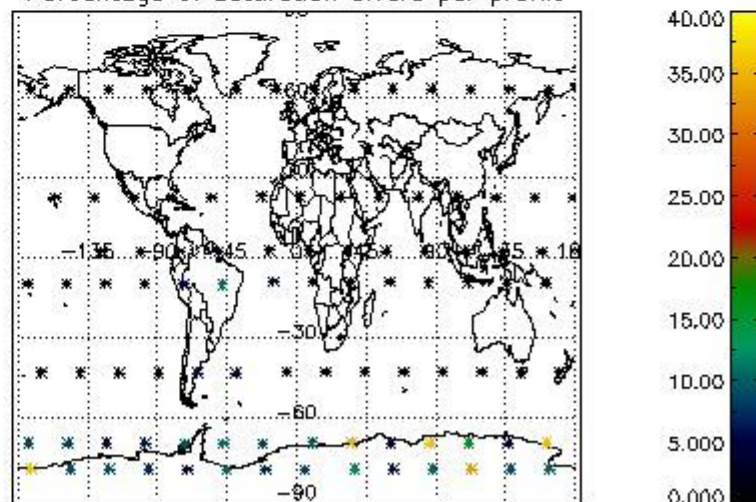
Percentage of datation errors per profile



Percentage of star falling outside central band per profile

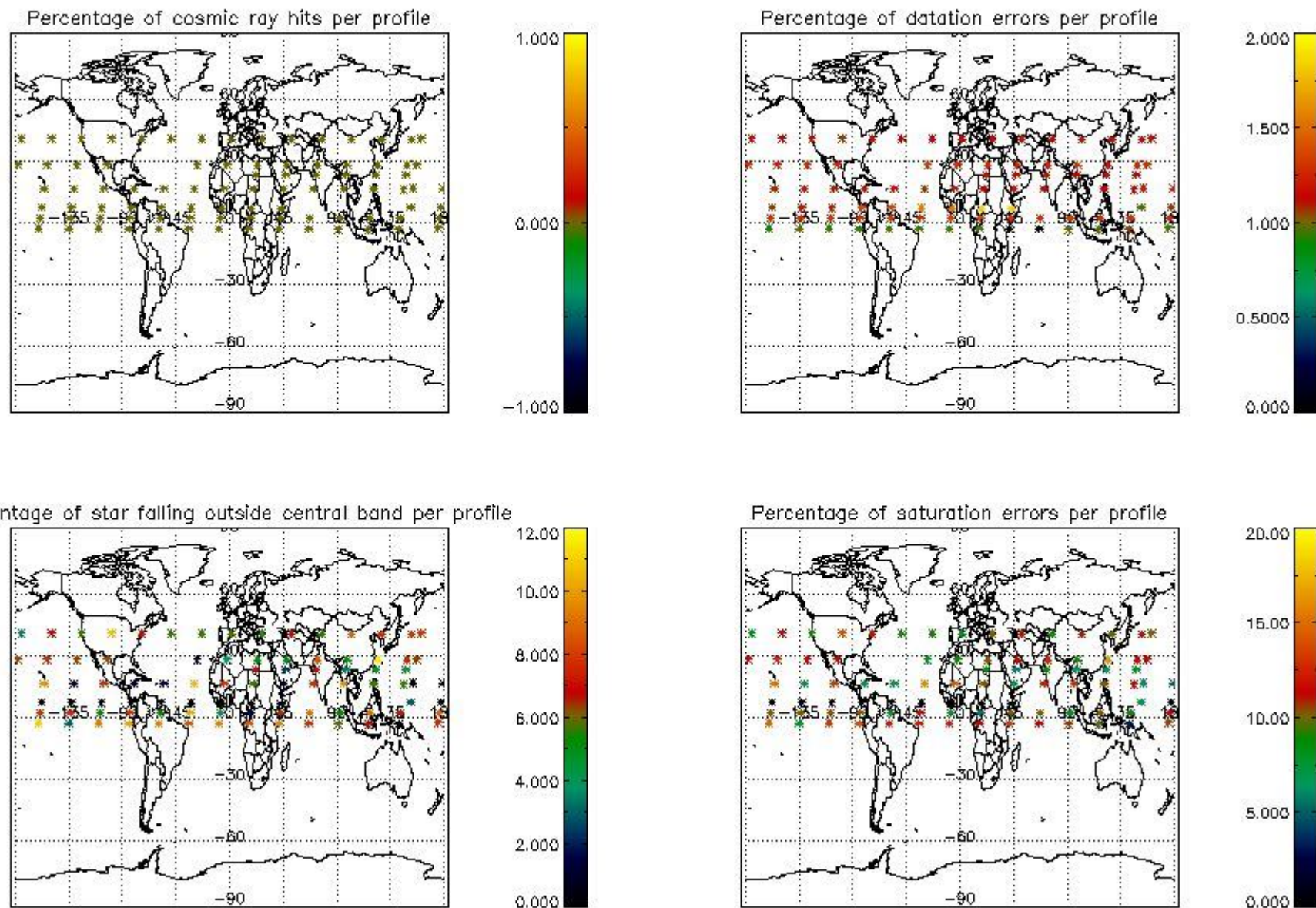


Percentage of saturation errors per profile



4.2.2 Plot level 1 quality information per product (world map): ENVISAT DESCENDING passes





## 5. Trace gas profiles

### 5.1 Ozone statistics based on quality of products

The final quality of the products can be "measured" using the STD (Standard Deviation) attached to every point profile. This information is written to the parameter GOM\_NL\_\_2P/NL\_LOCAL\_SPECIES\_DENSITY/o3\_std of the level 2 products. The table below shows the statistics for given STD ranges.

The statistics are given with respect to the overall valid production:

- Products without fatal errors: GOM\_NL\_\_2P/MPH/PRODUCT\_ERR=0
- Valid point profile: GOM\_NL\_\_2P/NL\_LOCAL\_SPECIES\_DENSITY/pcd(0)=0

The 'Criteria' is applied to valid points of dark limb products:

- Products in dark limb illumination condition: GOM\_NL\_\_2P/NL\_SUMMARY\_QUALITY/obs\_ill\_cond=0
- Products without fatal errors: GOM\_NL\_\_2P/MPH/PRODUCT\_ERR=0
- Valid point profile: GOM\_NL\_\_2P/NL\_LOCAL\_SPECIES\_DENSITY/pcd(0)=0

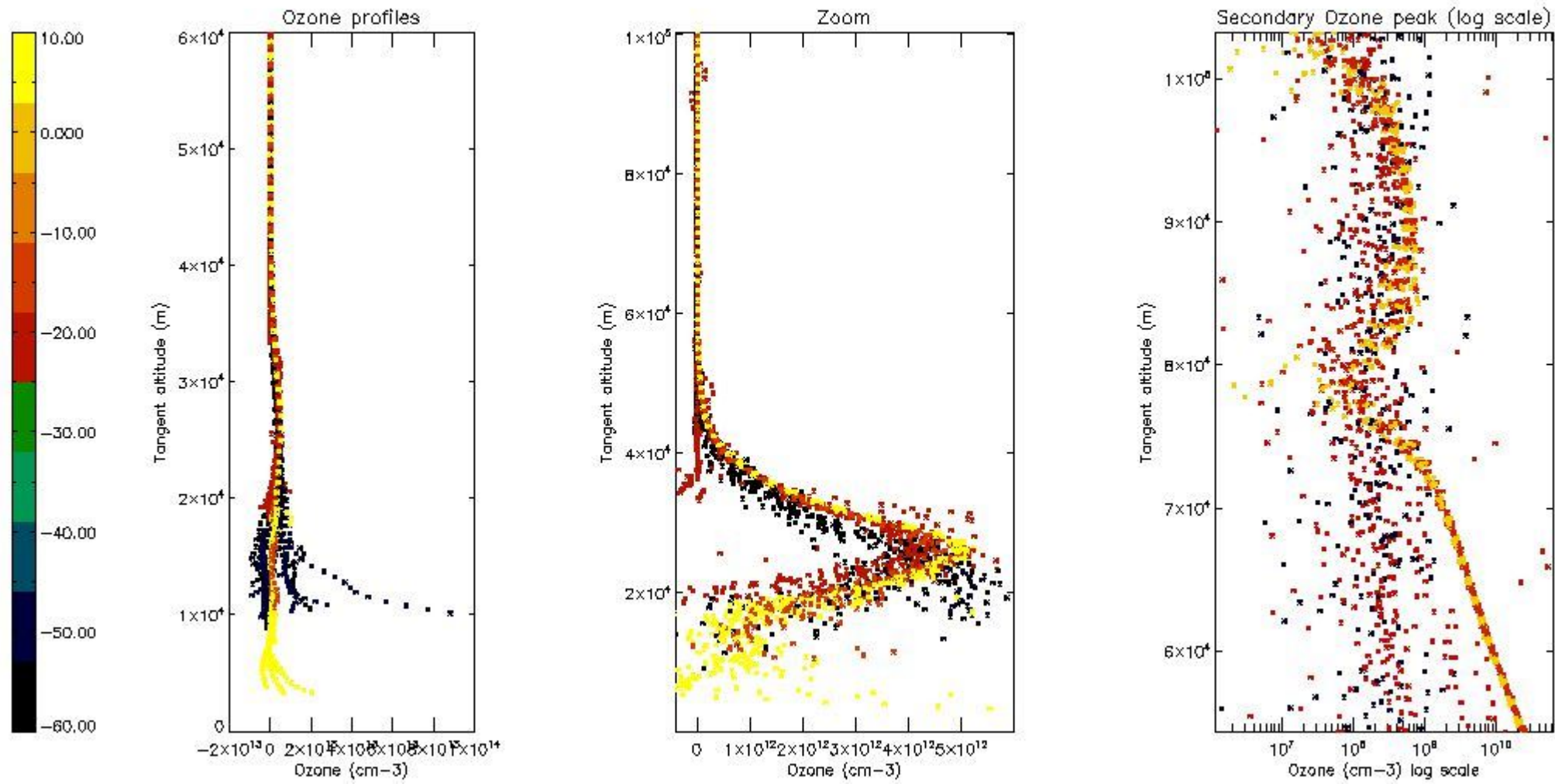
So, the table below shows the percentage of dark limb and valid observations for each criteria with respect to the overall valid daily observations.

Criteria	% of total production
All STD	34
STD < 20	17

STD < 10	13
STD < 5	8

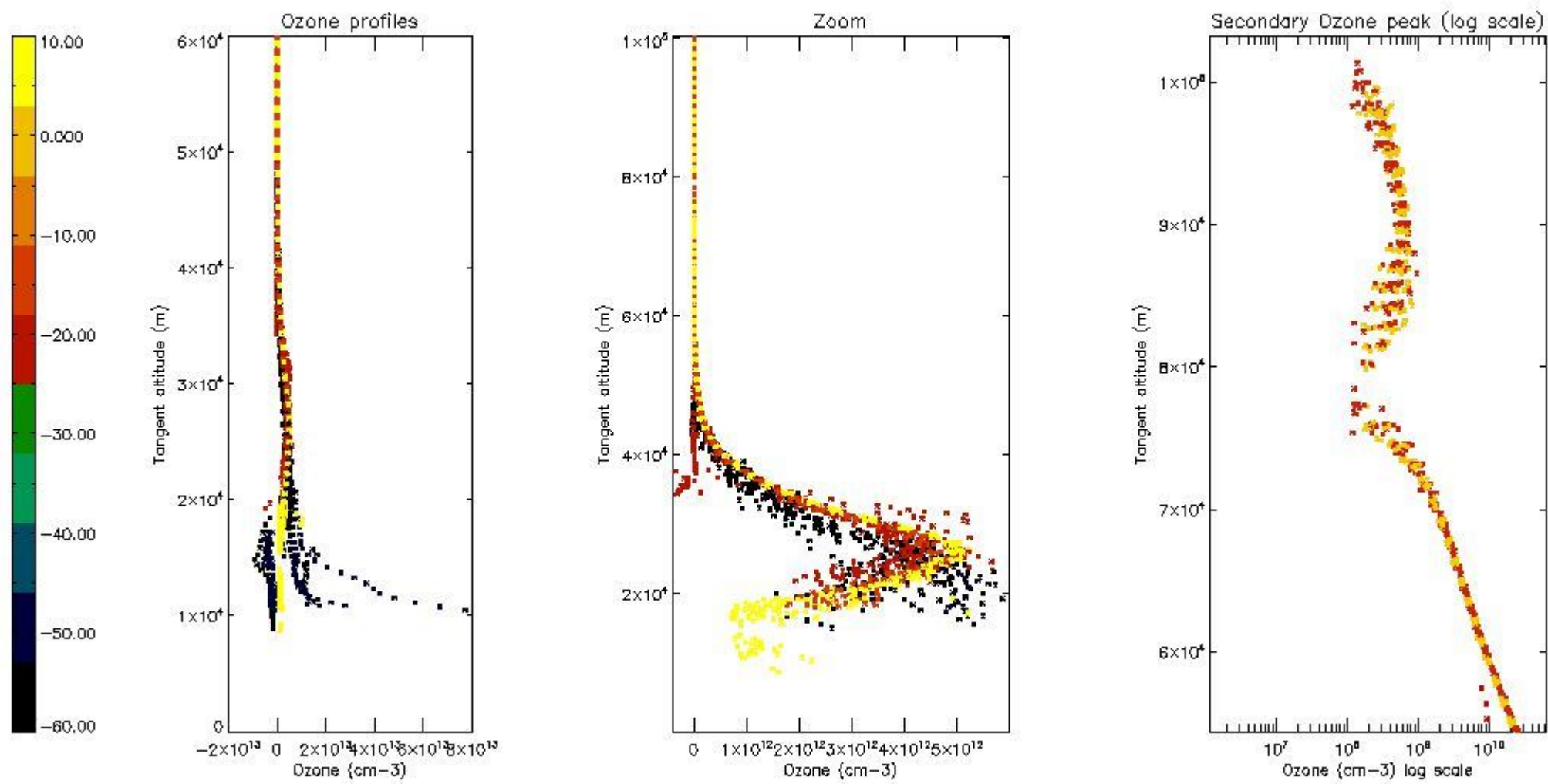
5.2 Plot ozone profiles for all STD (dark without errors)

The colorbar represents the latitude.



5.3 Plot ozone profiles where STD < 20% (dark without errors)

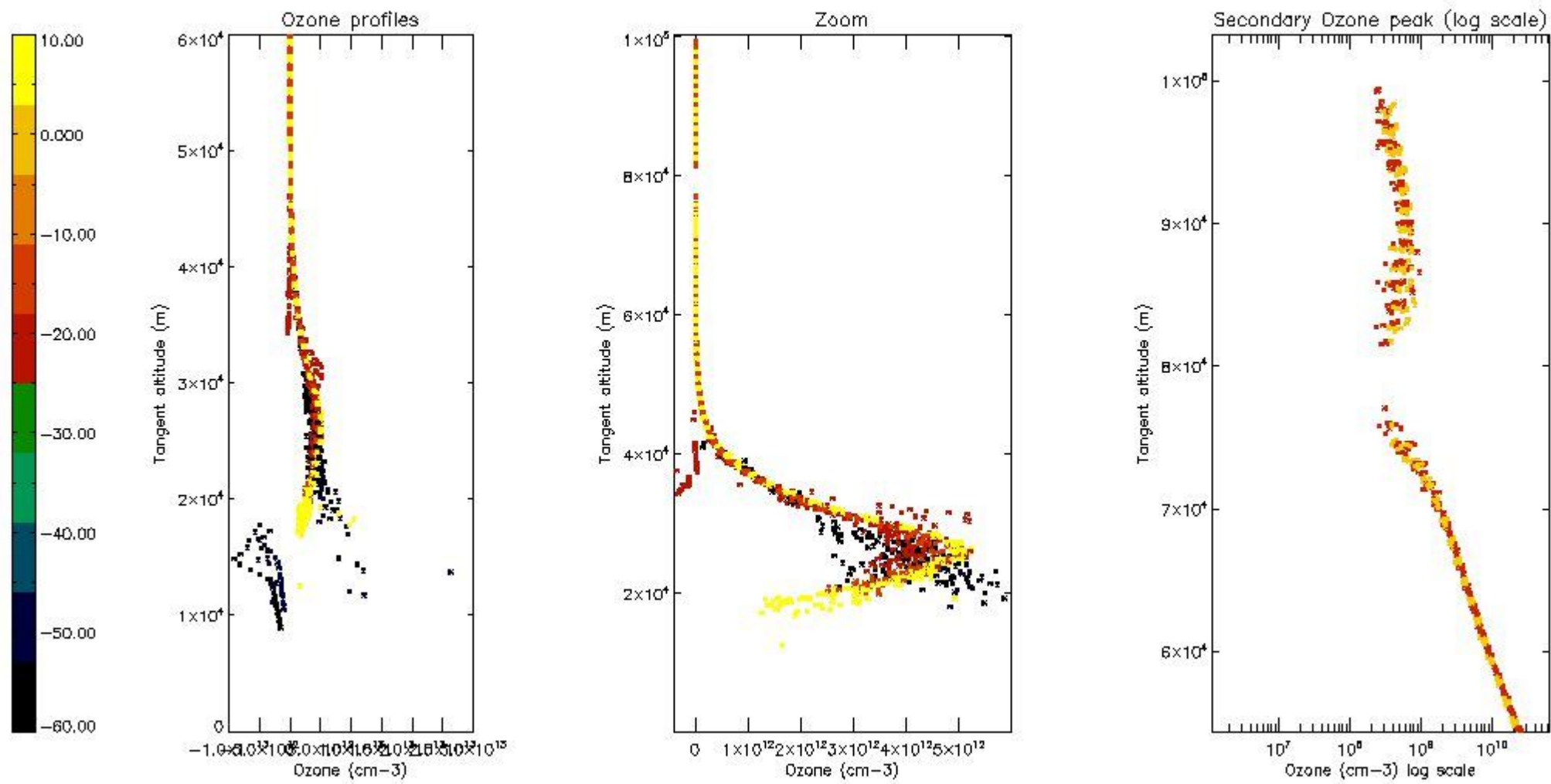
The colorbar represents the latitude.



5.4 Plot ozone profiles where  $STD < 10\%$  (dark without errors)

The colorbar represents the latitude.

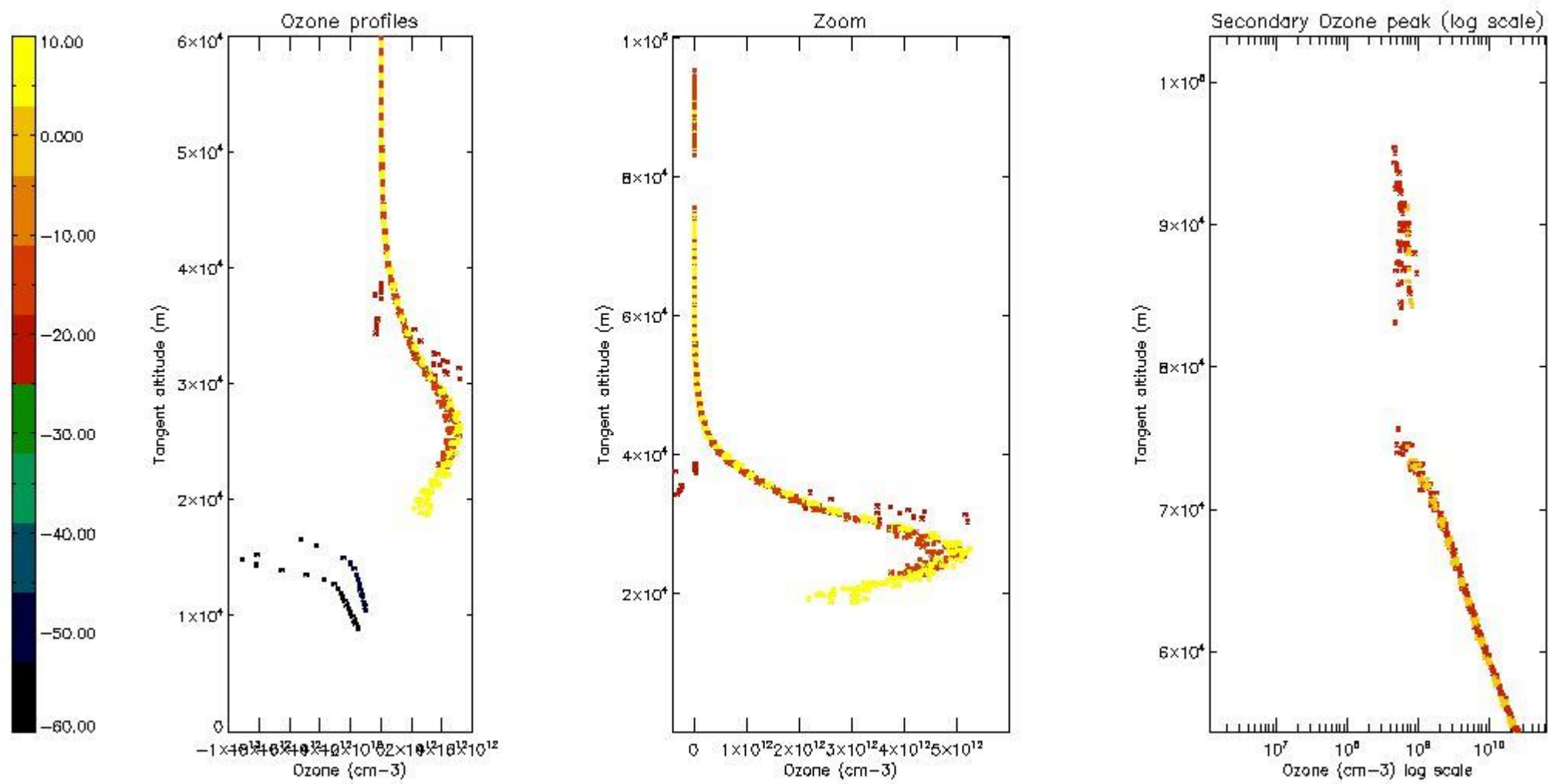




*5.5 Plot ozone profiles where STD < 5% (dark without errors)*

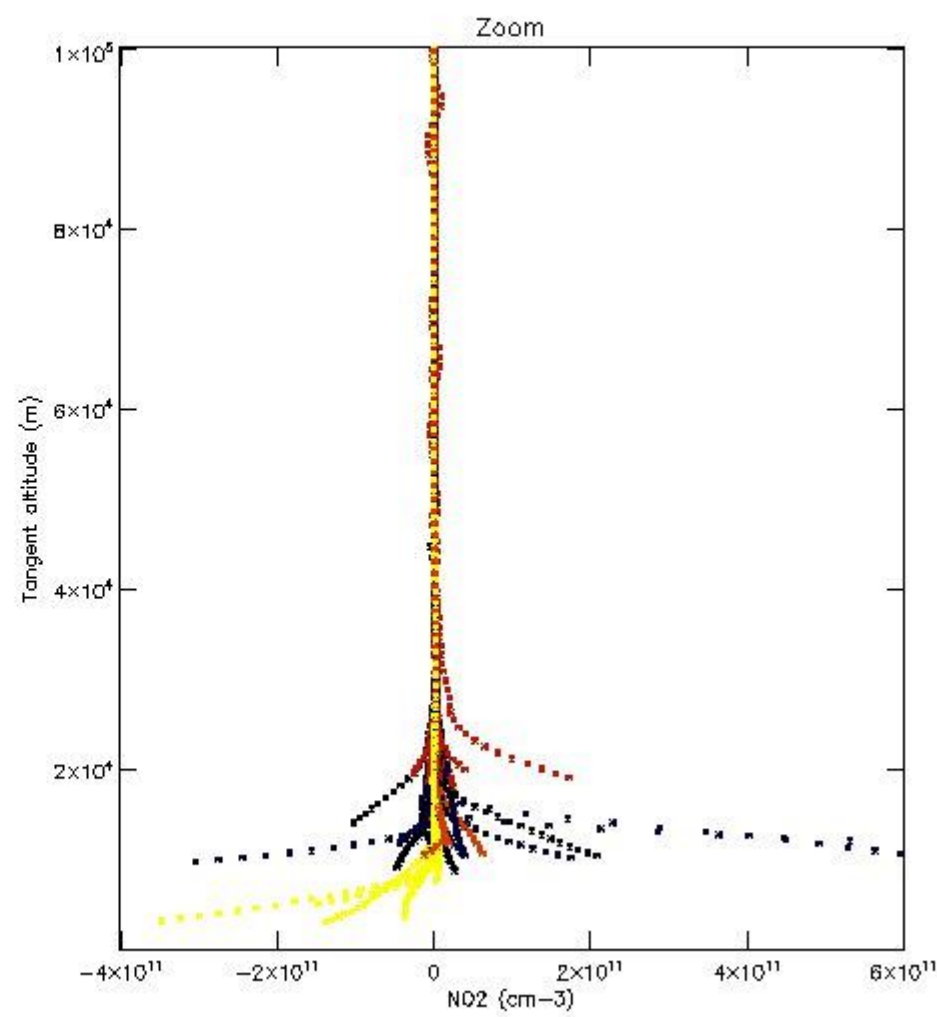
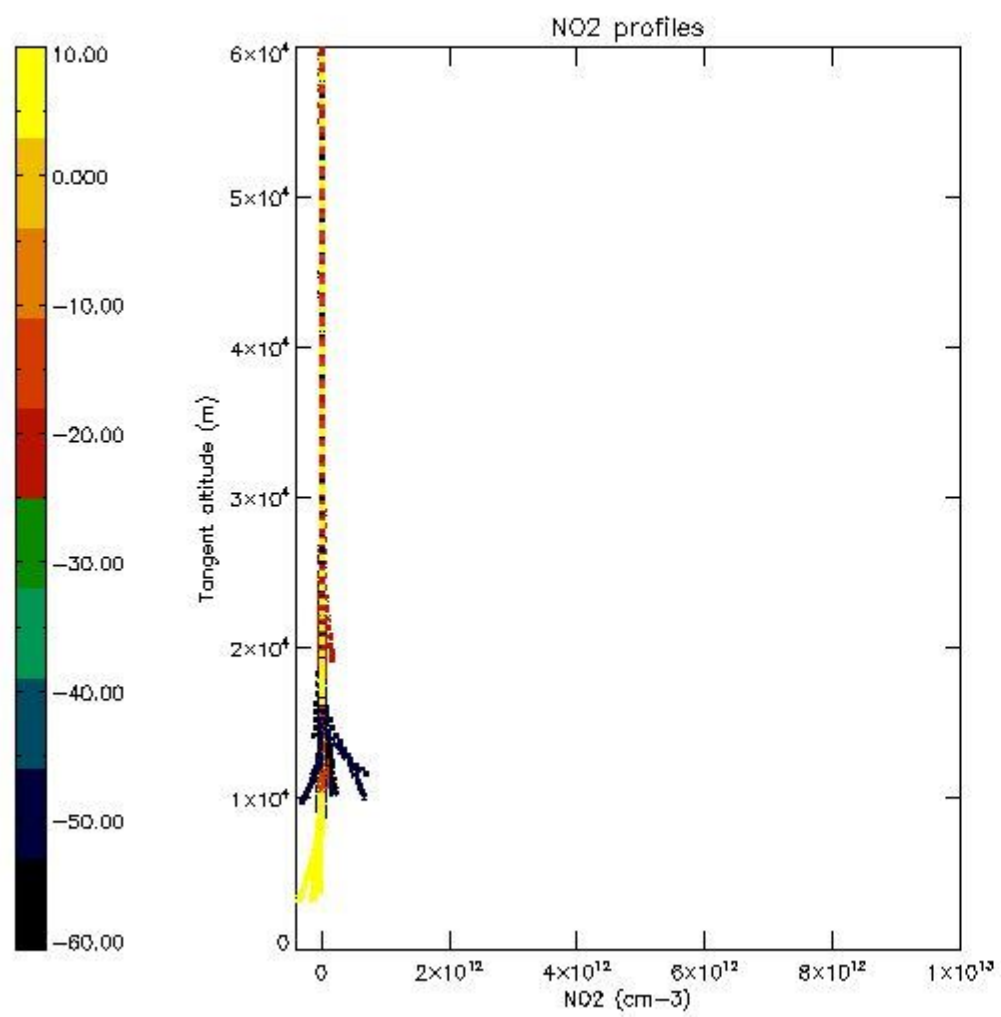
The colorbar represents the latitude.





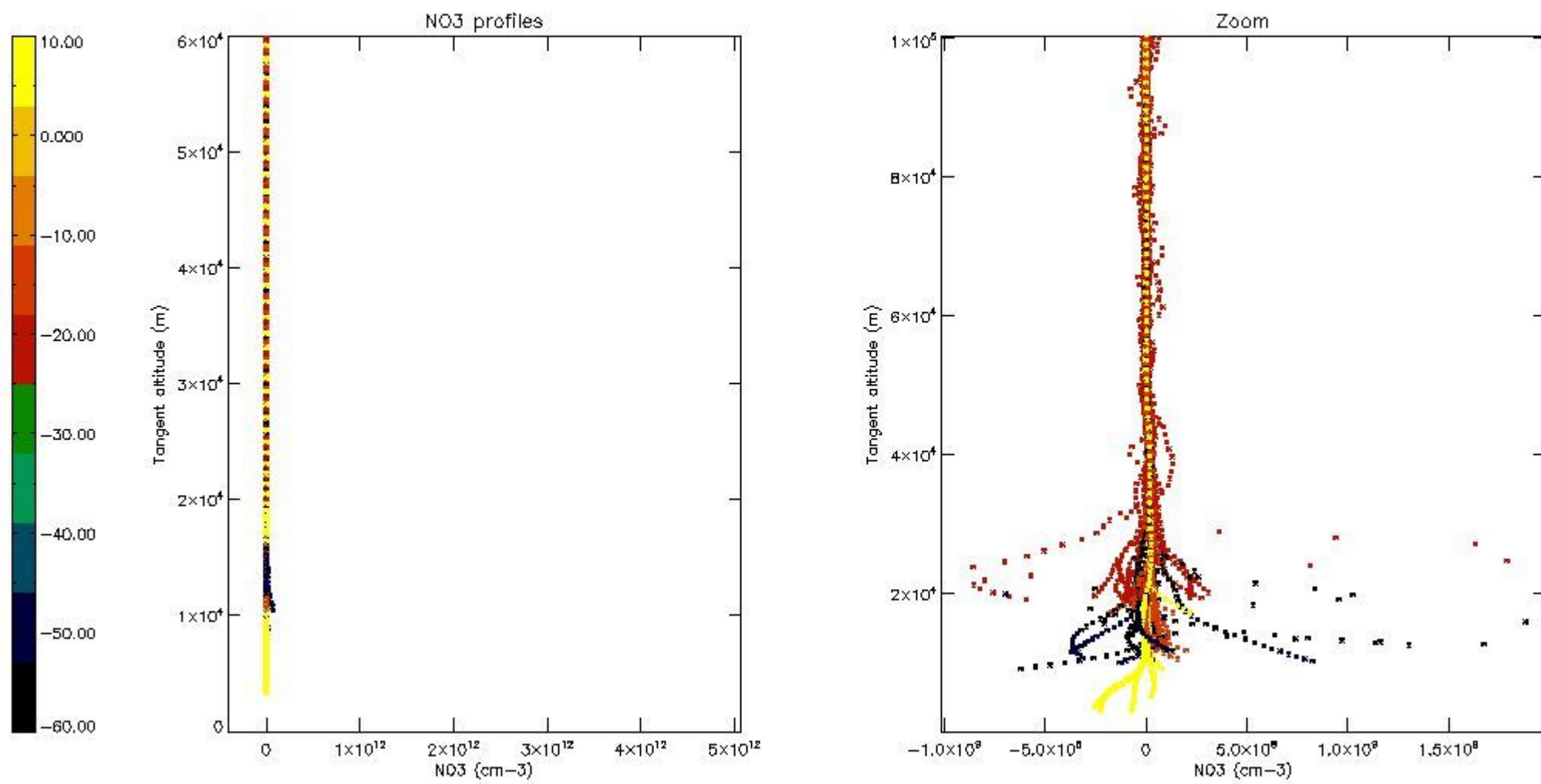
*5.6 Plot NO<sub>2</sub> profiles for all STD (dark without errors)*

The colorbar represents the latitude.



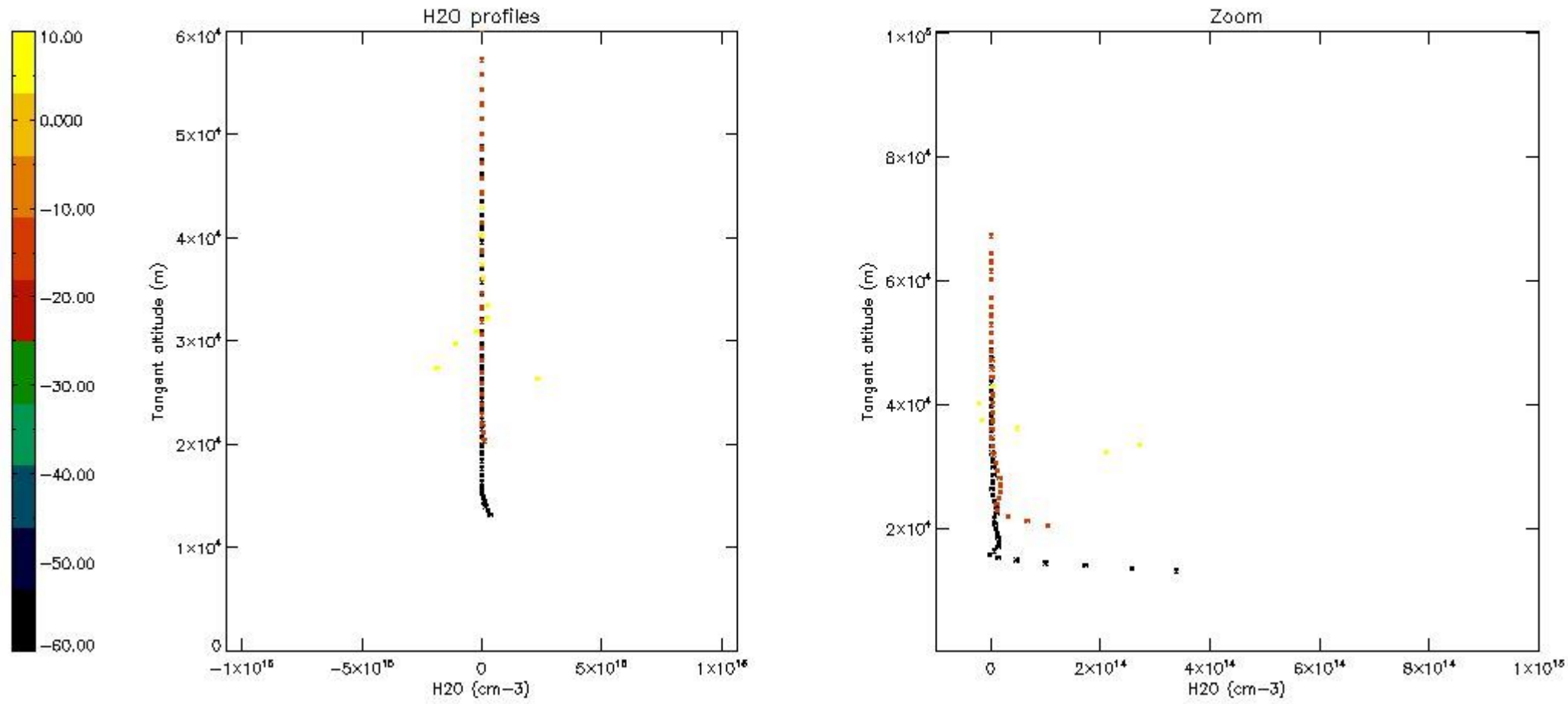
*5.7 Plot NO3 profiles for all STD (dark without errors)*

The colorbar represents the latitude.



5.8 Plot H2O profiles for all STD (only for occultations of stars 1,2,3,4,13,14,16,26,63 dark without errors)

The colorbar represents the latitude.

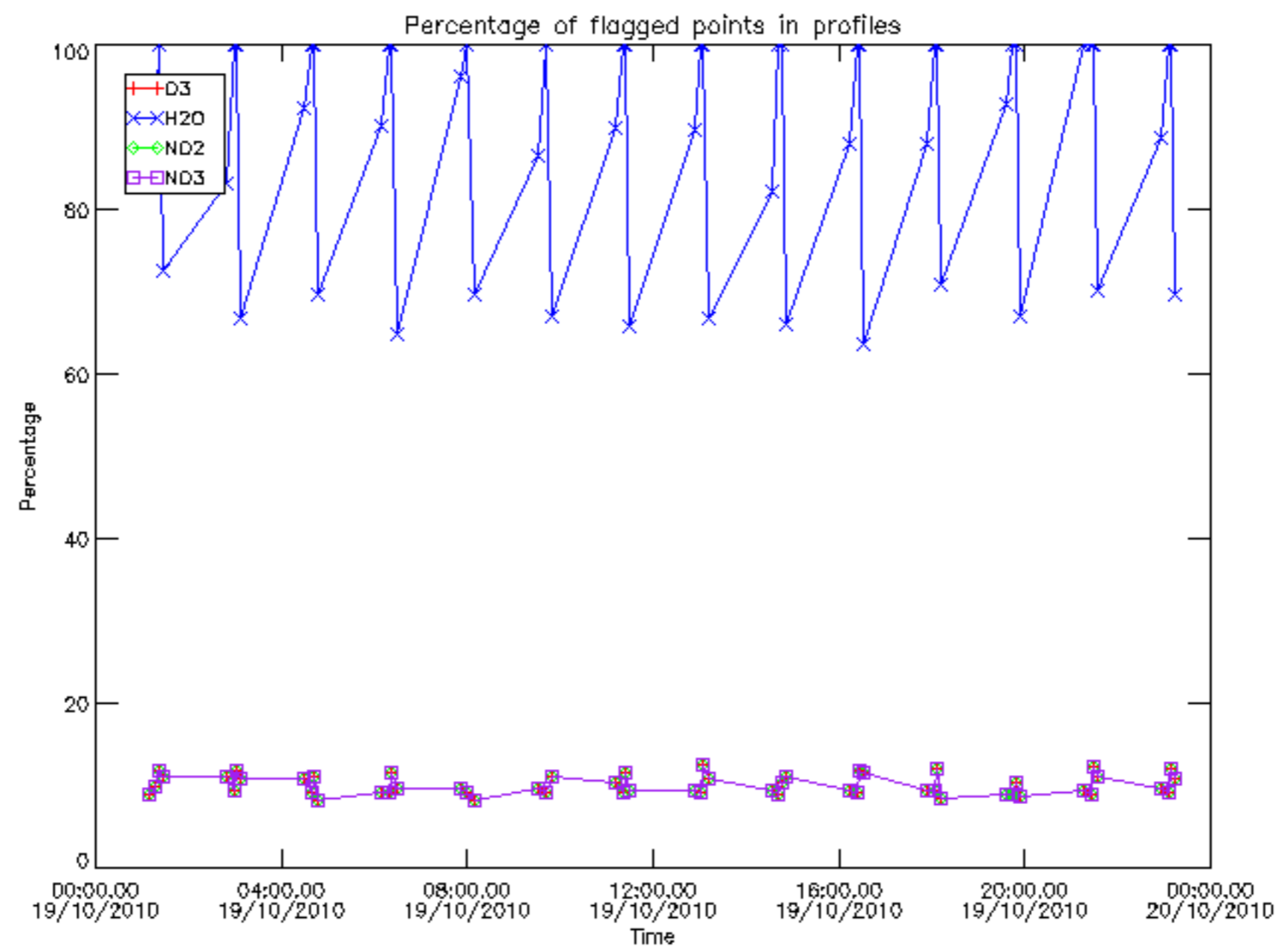


## 6. Auxiliary Data Files used for the production reported in section 2

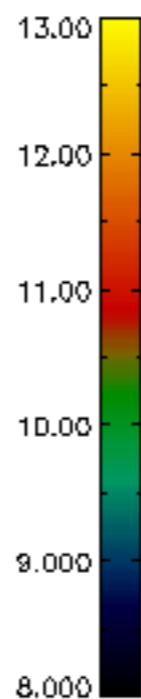
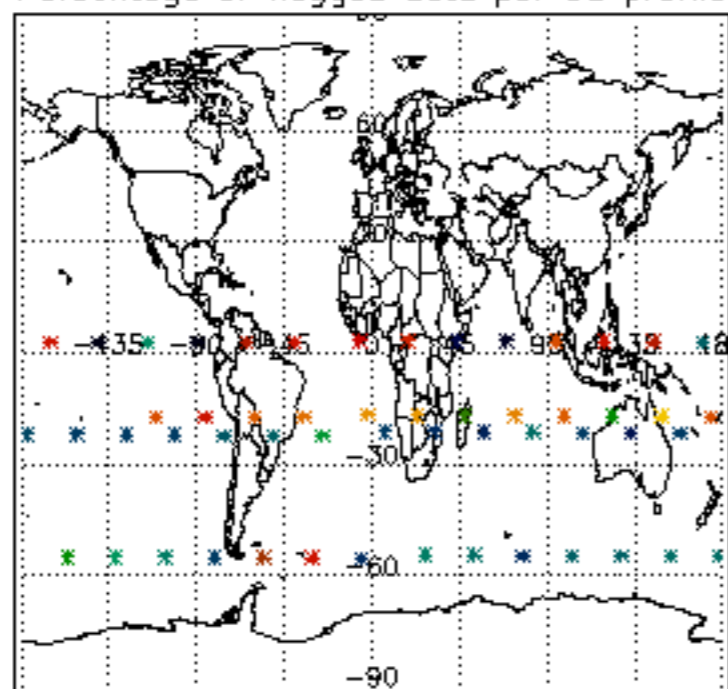
The number reported in the third column indicates since which file (see list in section 2) the corresponding auxiliary file has been used. The fourth column is the date of those product files.

Type	Auxiliary Filename	Used since product	Used since product date
INST_PHYS_CHARACTERISTICS	GOM_INS_AXVIEC20091111_143220_20030716_120000_20500101_000000	1	19-OCT-2010 00:18:40
LEVEL-2_PROC_CONFIG	GOM_PR2_AXVIEC20091111_152718_20020301_000000_20500101_000000	1	19-OCT-2010 00:18:40
CROSS_SECTIONS_FILE	GOM_CRS_AXVIEC20091111_154832_20020301_000000_20500101_000000	1	19-OCT-2010 00:18:40

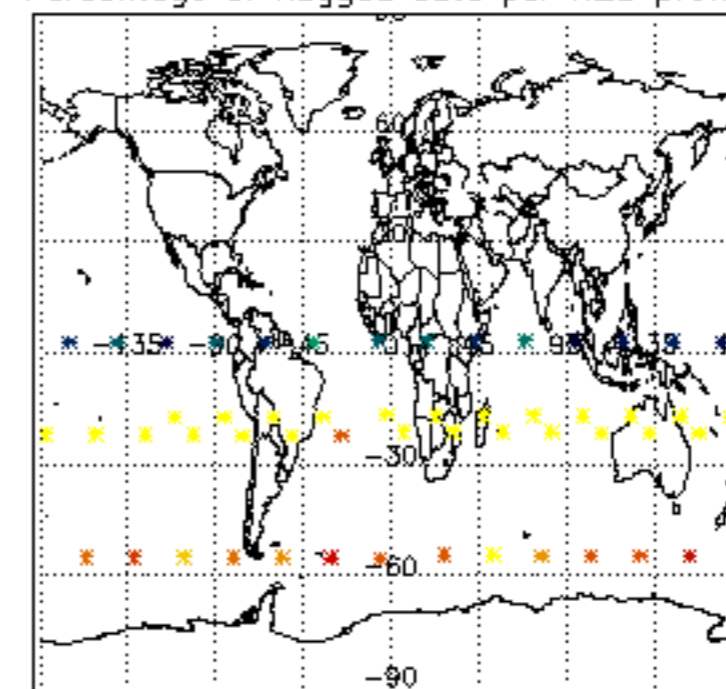




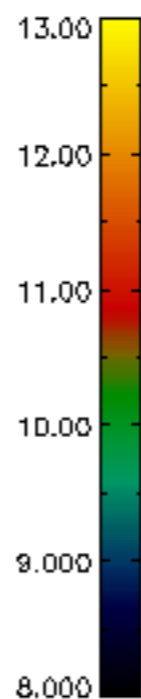
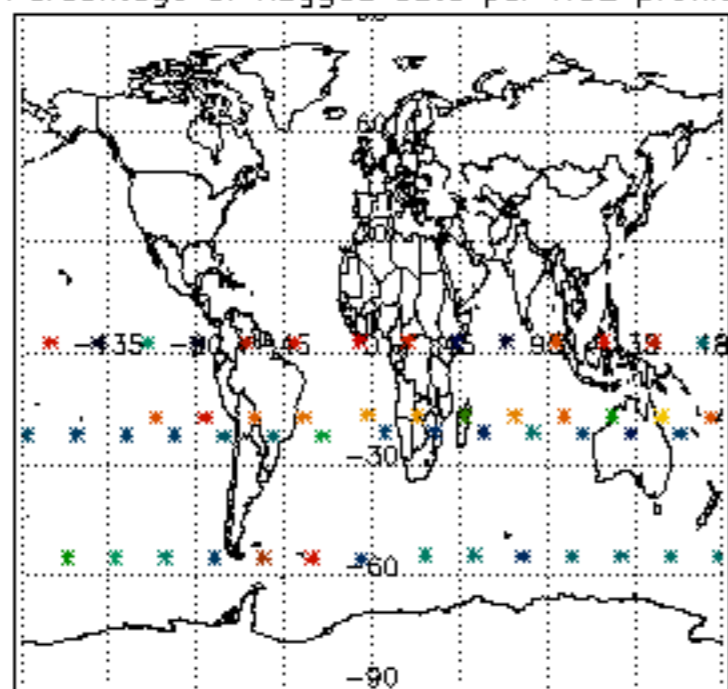
Percentage of flagged data per D3 profile



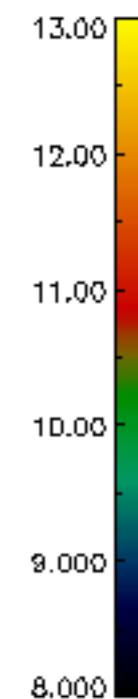
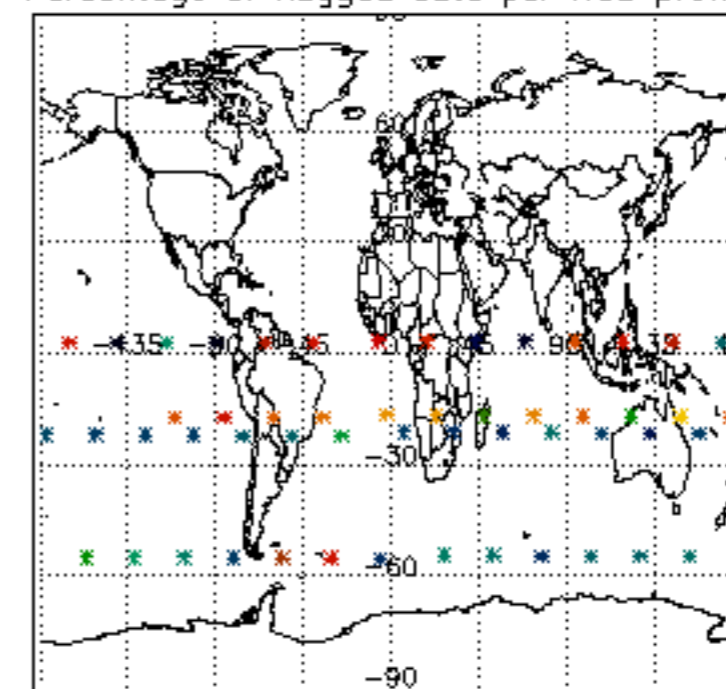
Percentage of flagged data per H2O profile

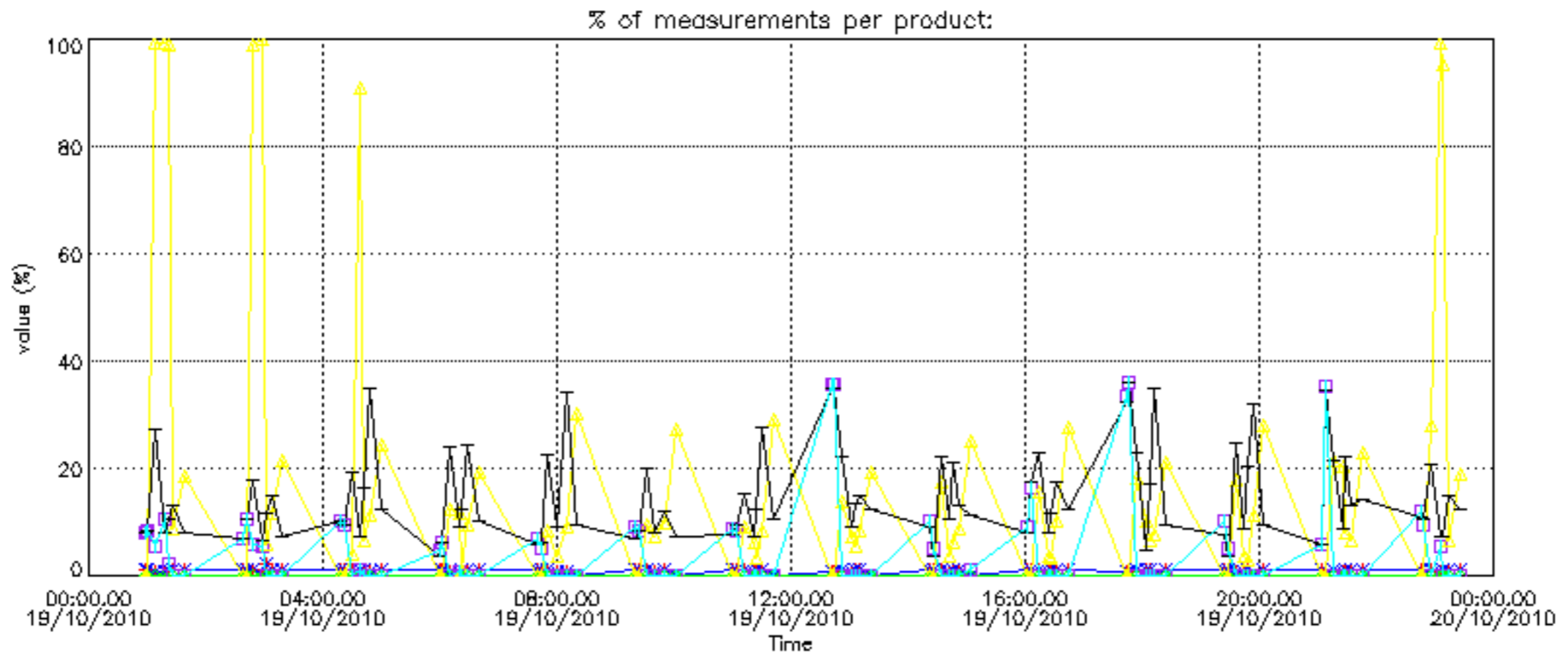


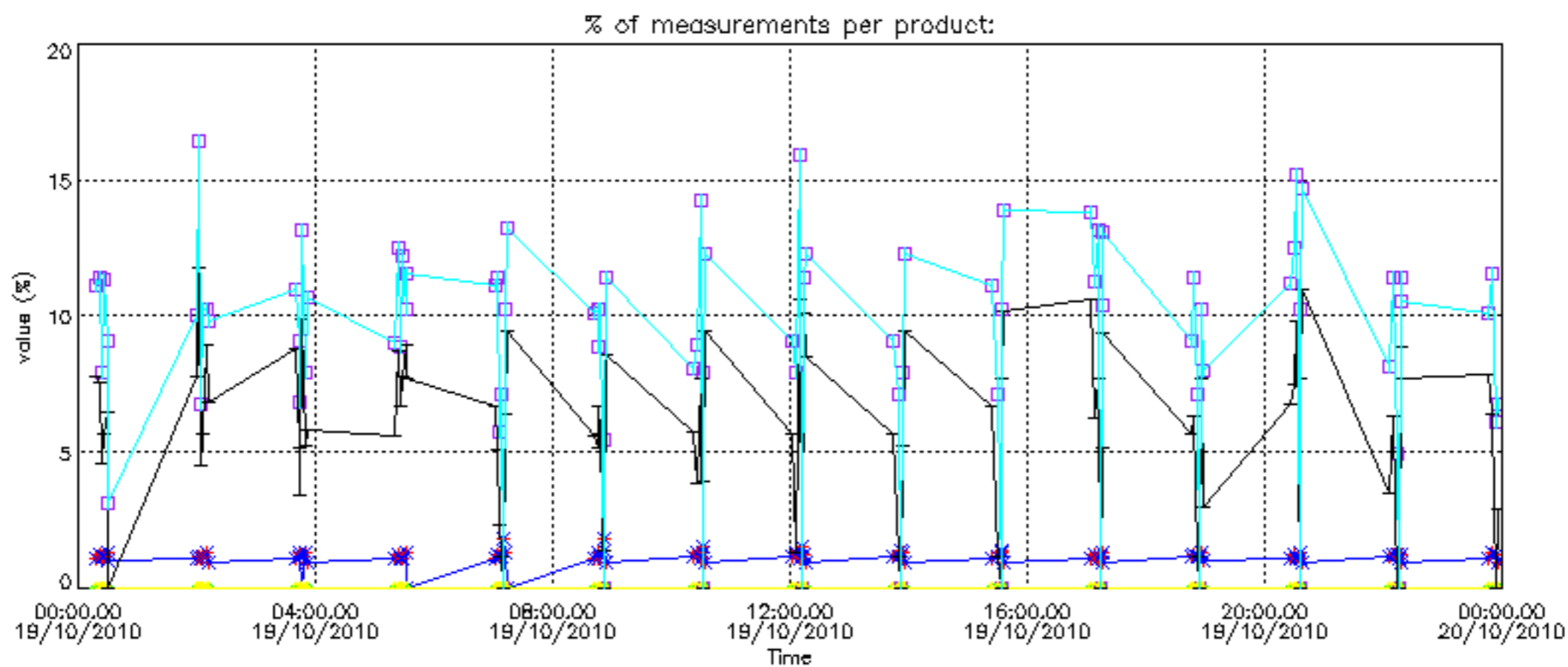
Percentage of flagged data per NO2 profile



Percentage of flagged data per NO3 profile

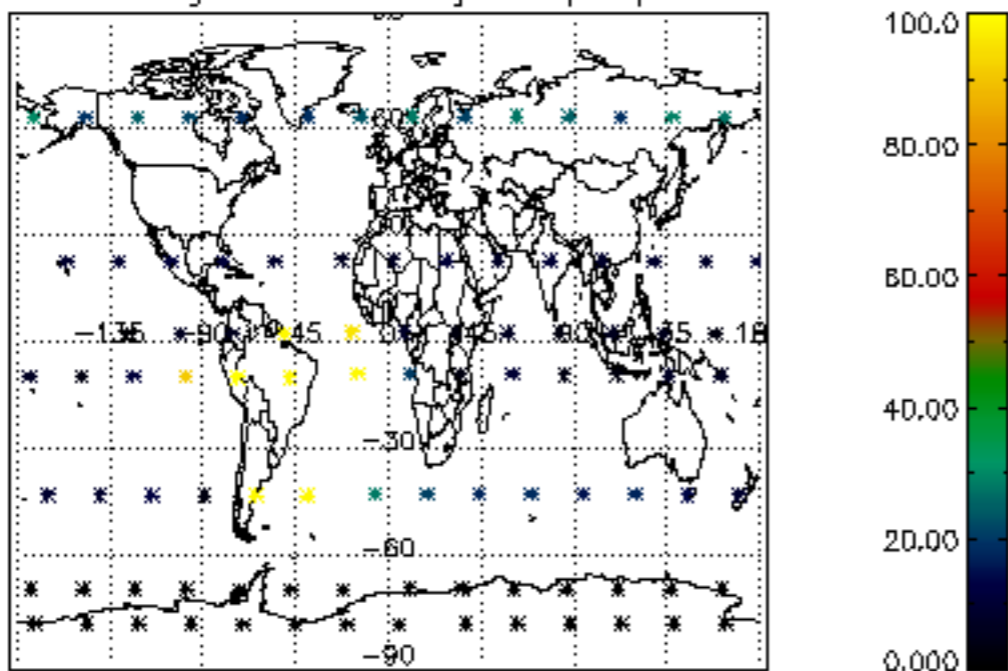




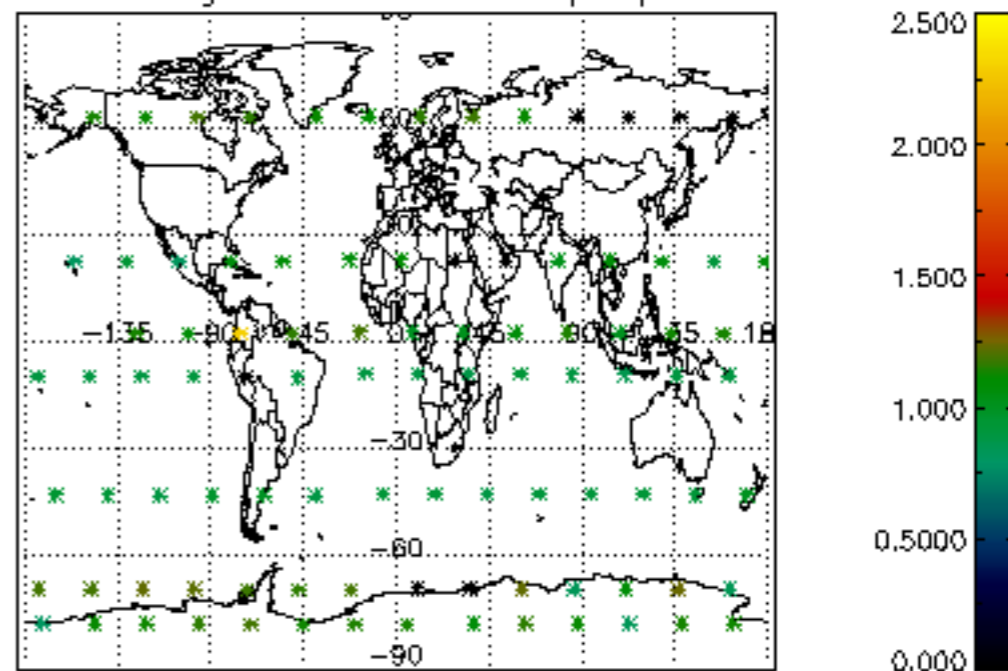




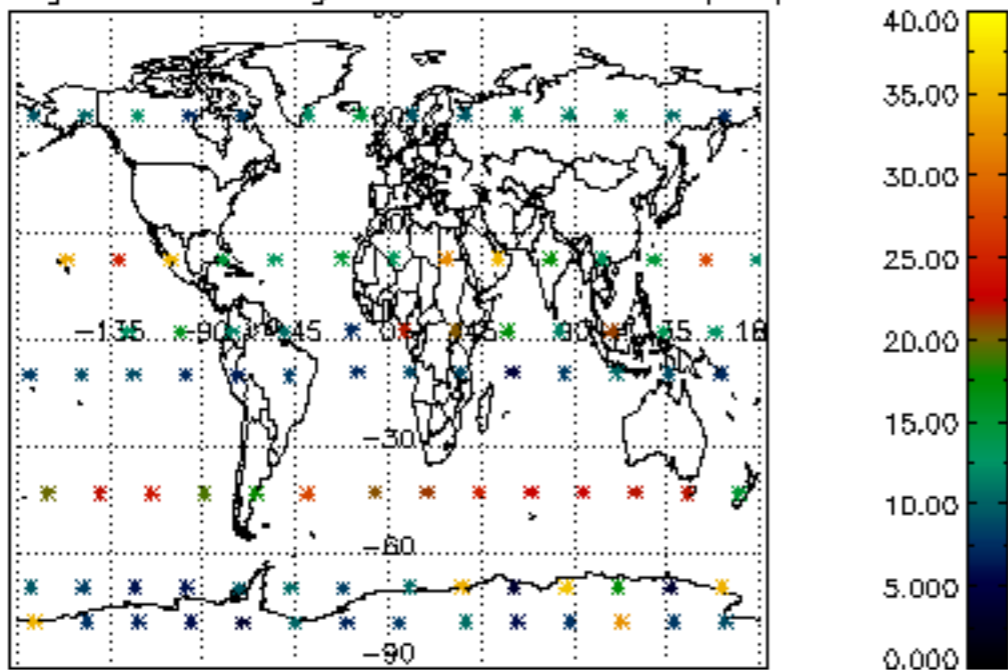
Percentage of cosmic ray hits per profile



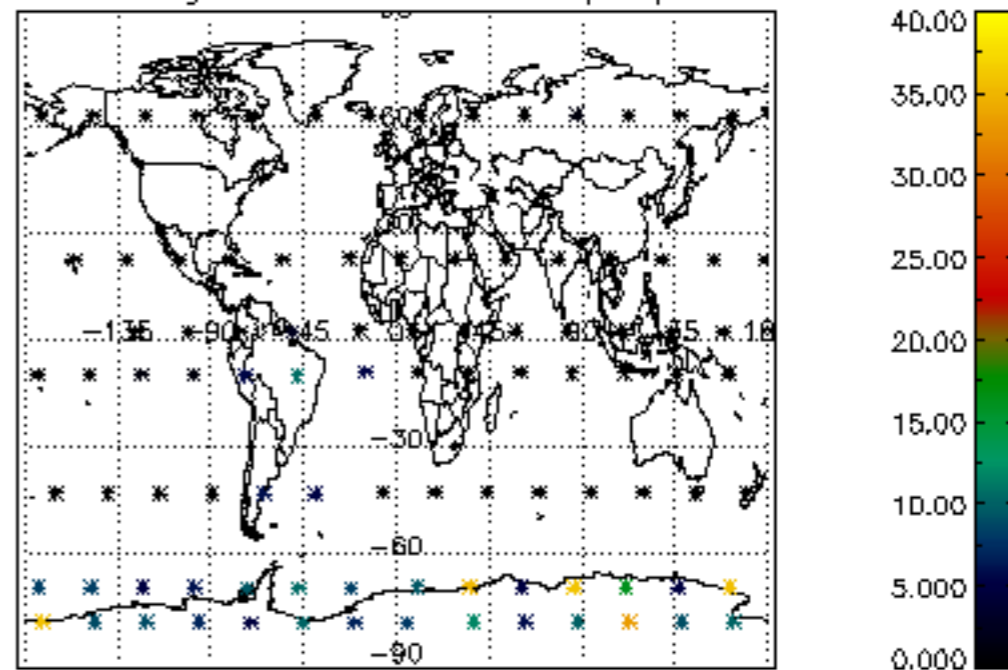
Percentage of datation errors per profile



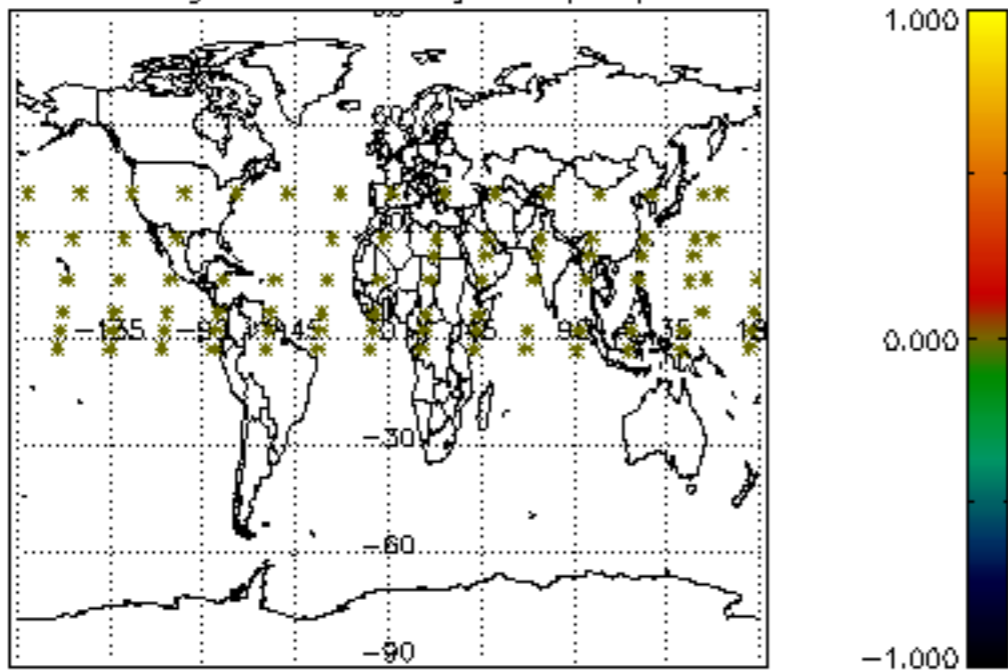
Percentage of star falling outside central band per profile



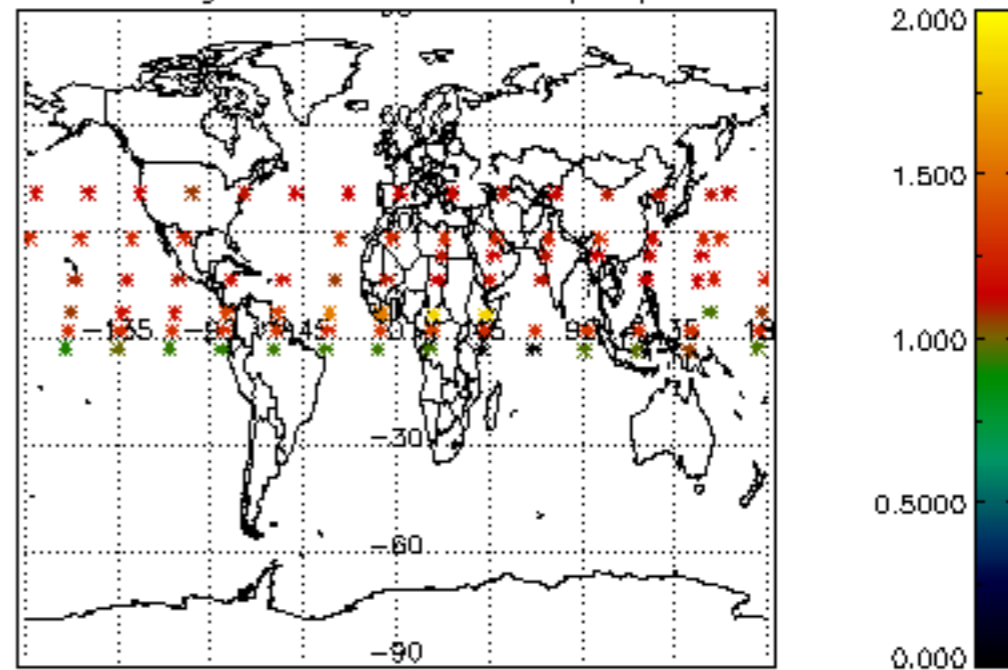
Percentage of saturation errors per profile



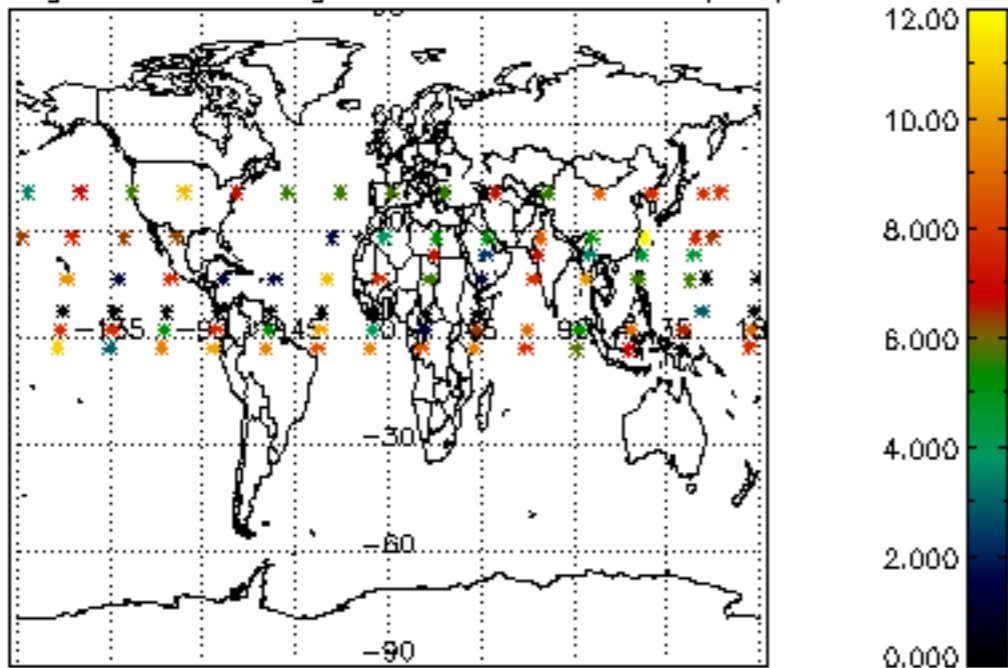
Percentage of cosmic ray hits per profile



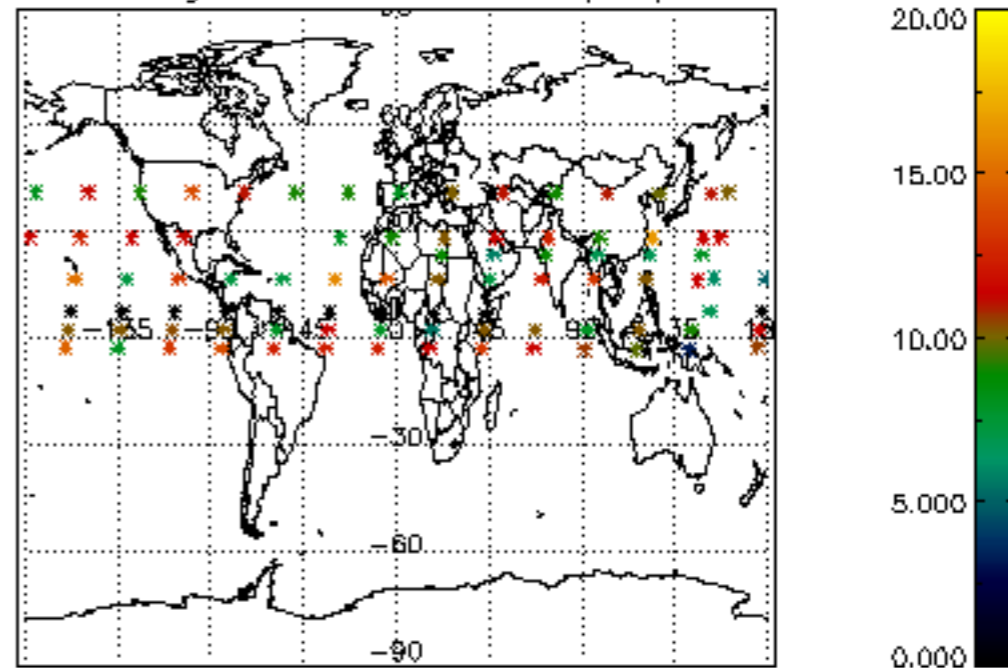
Percentage of datation errors per profile

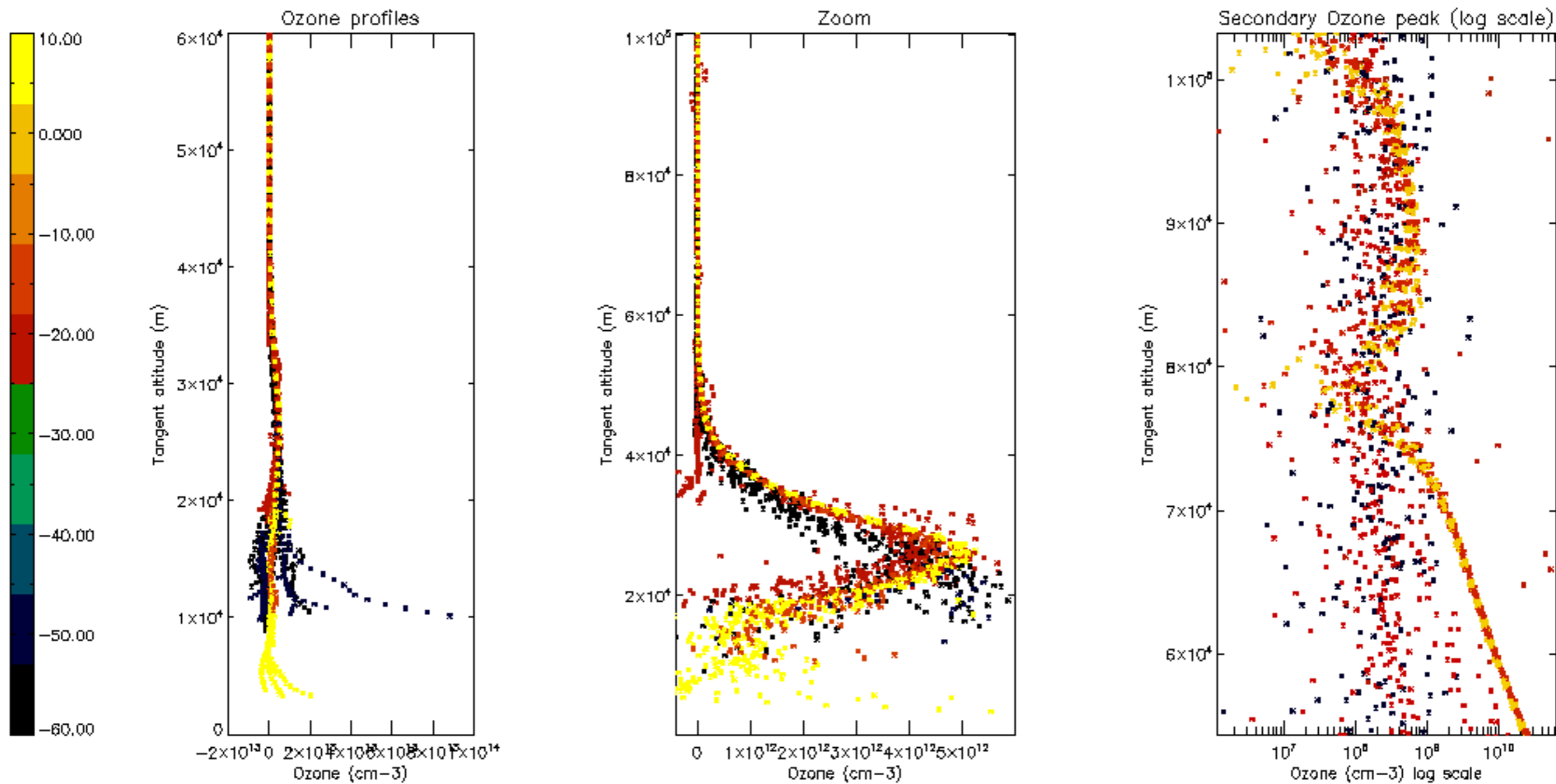


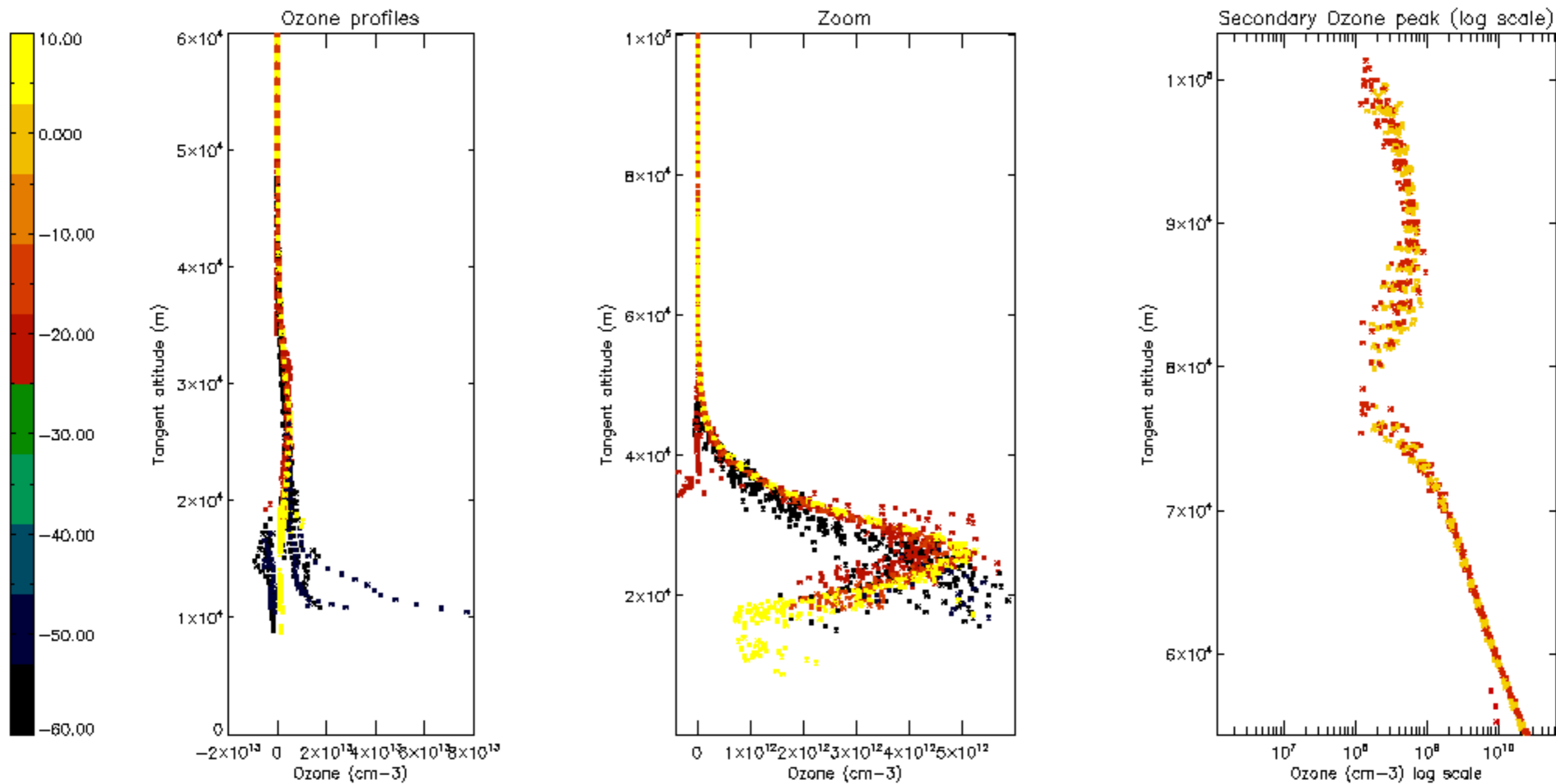
Percentage of star falling outside central band per profile



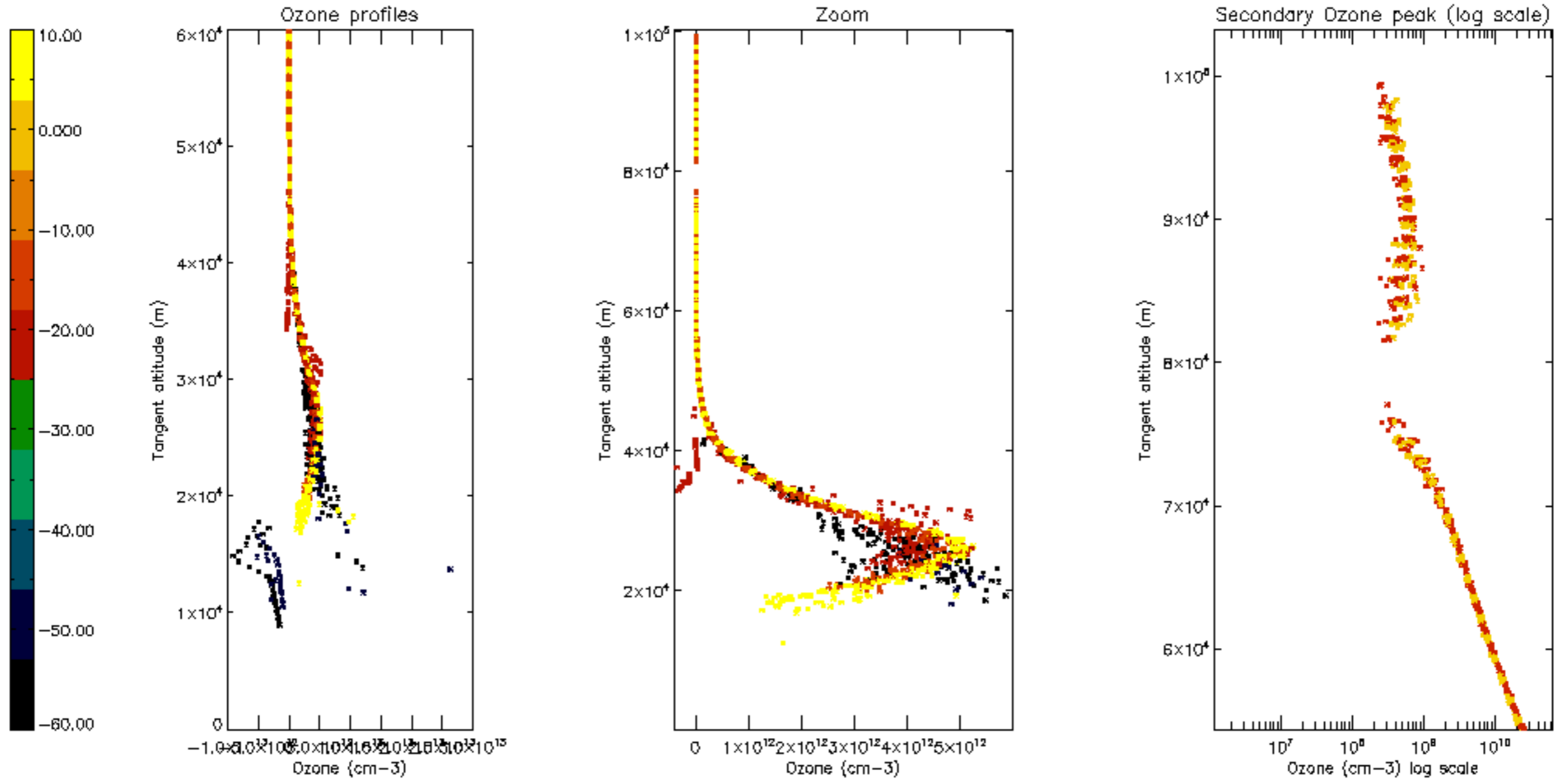
Percentage of saturation errors per profile

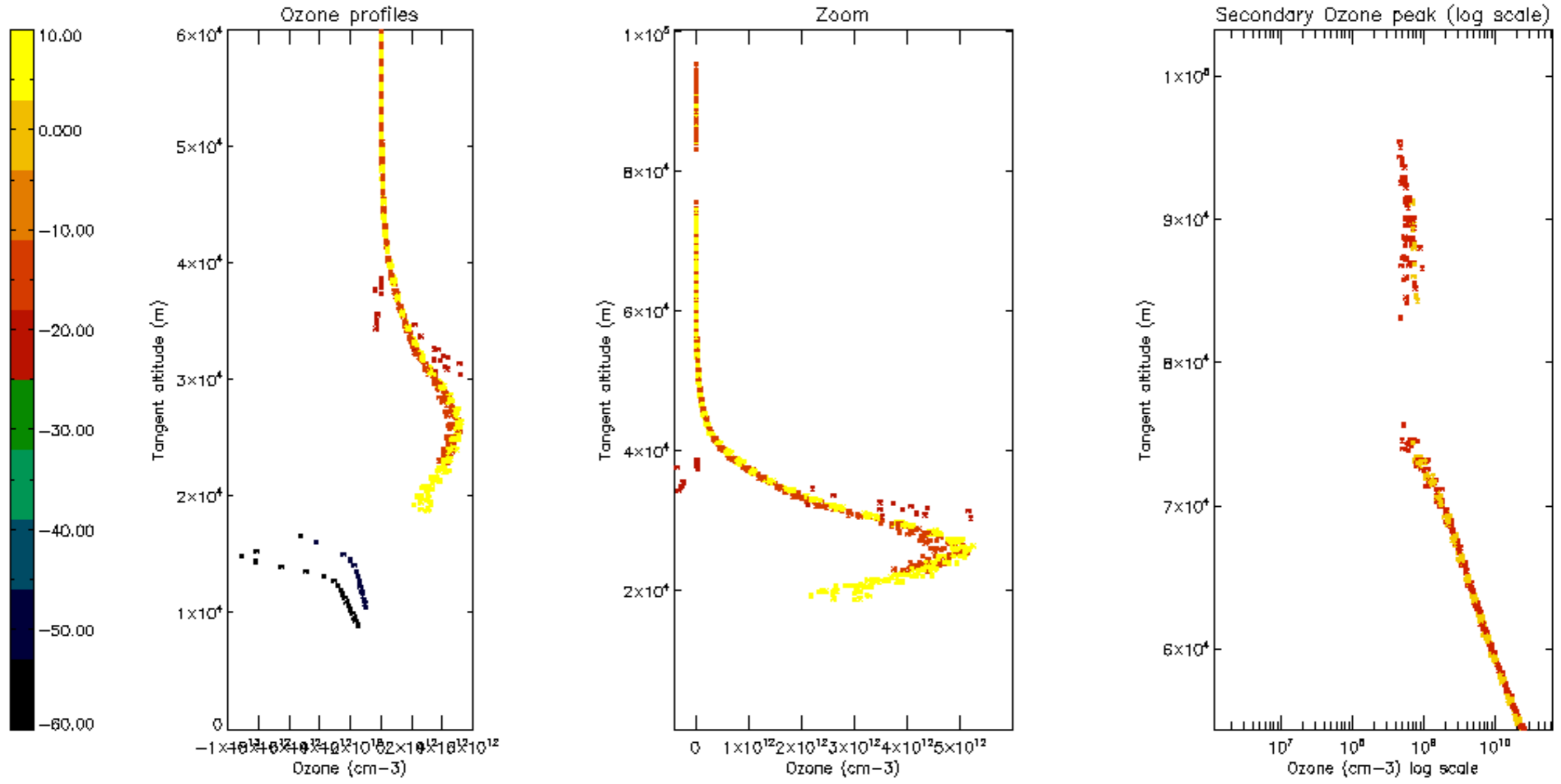


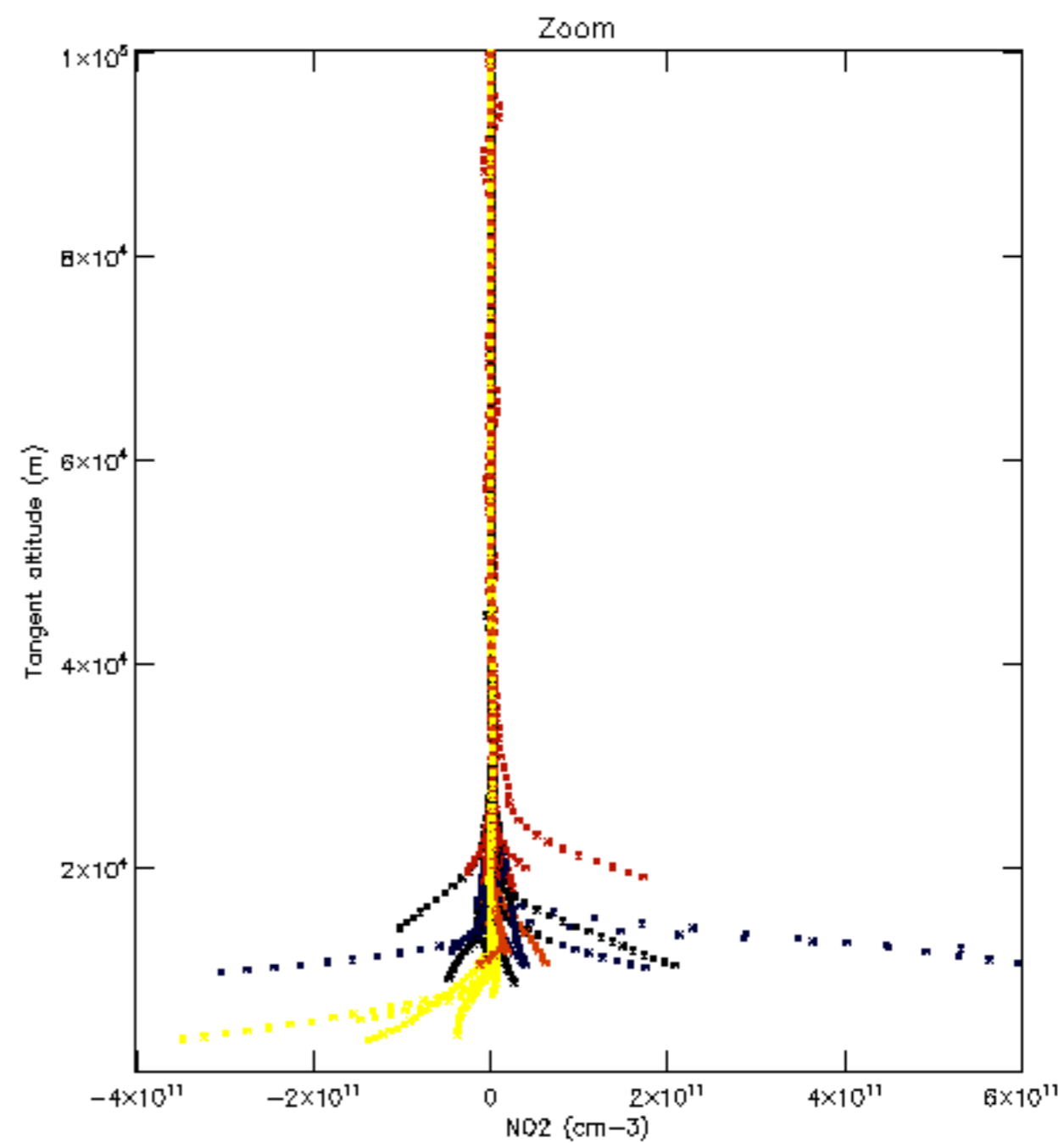
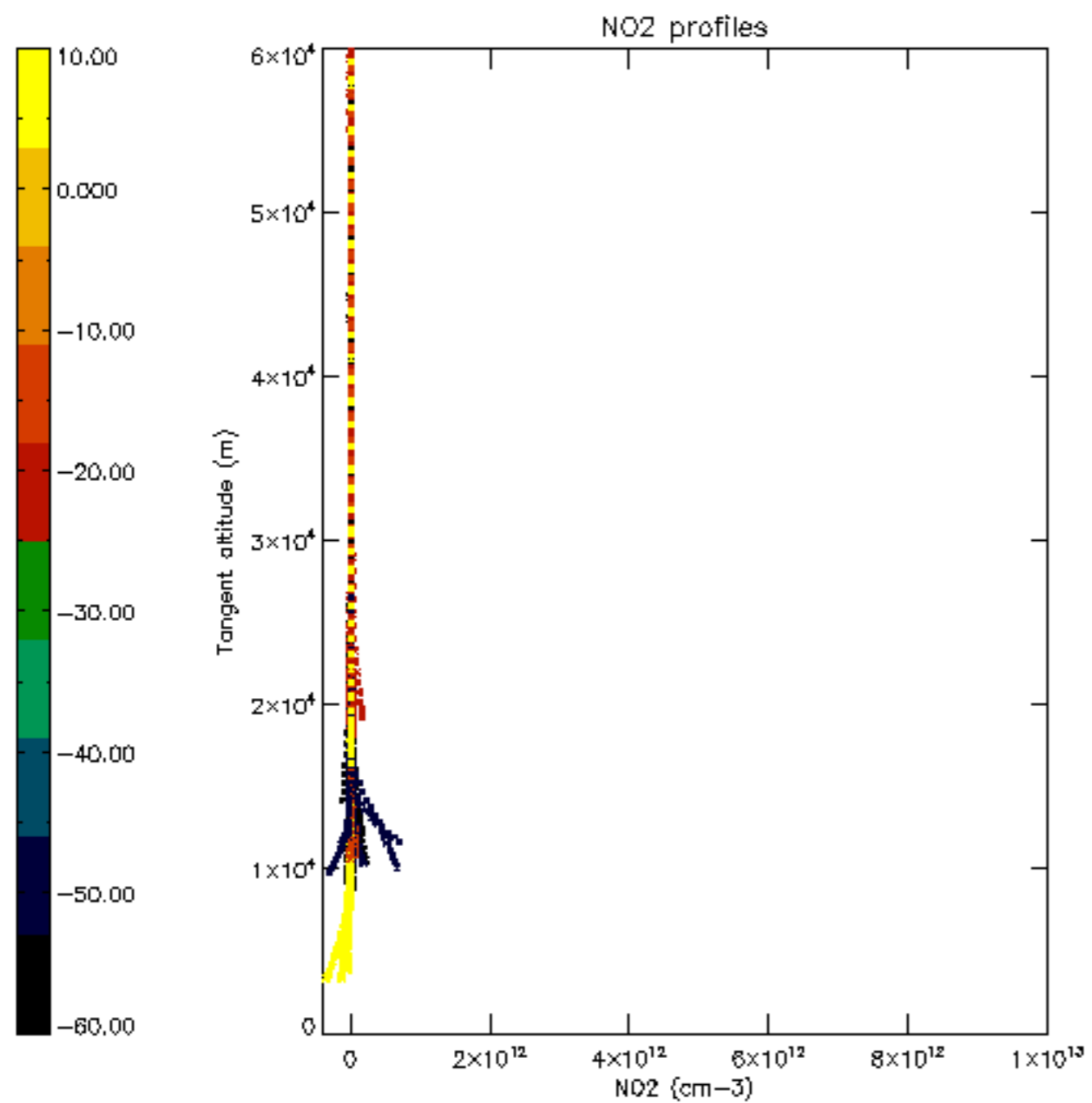


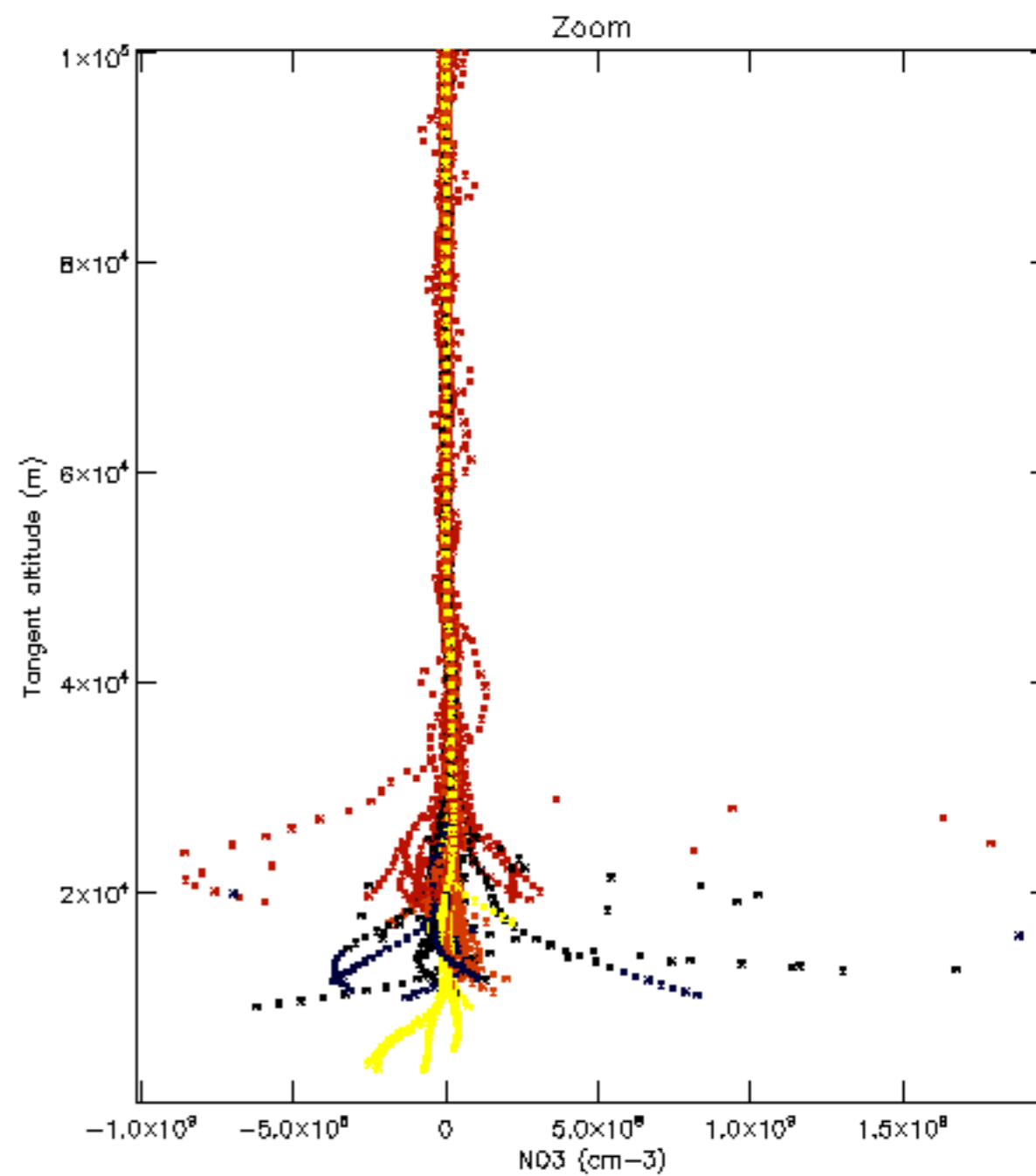
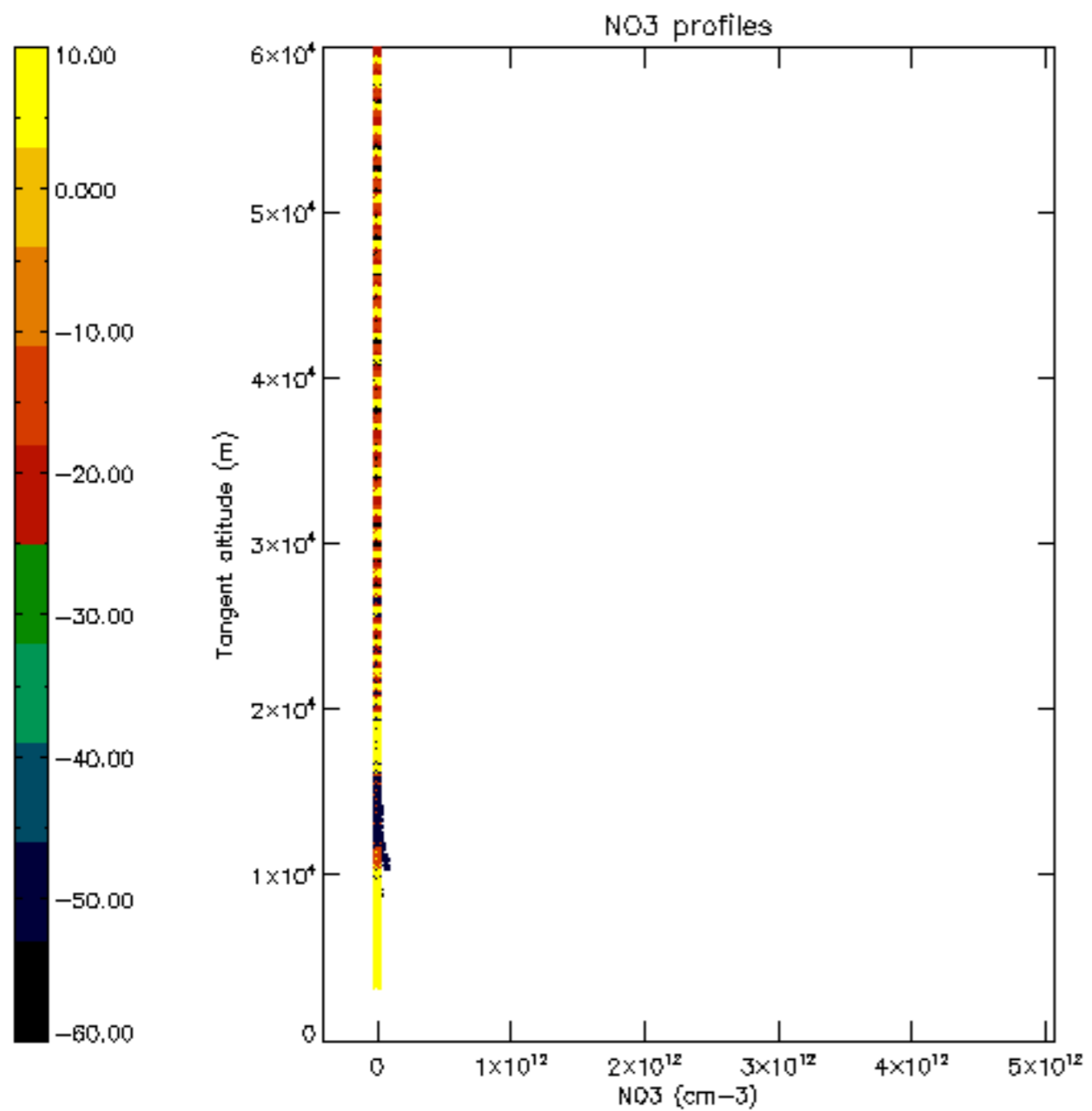




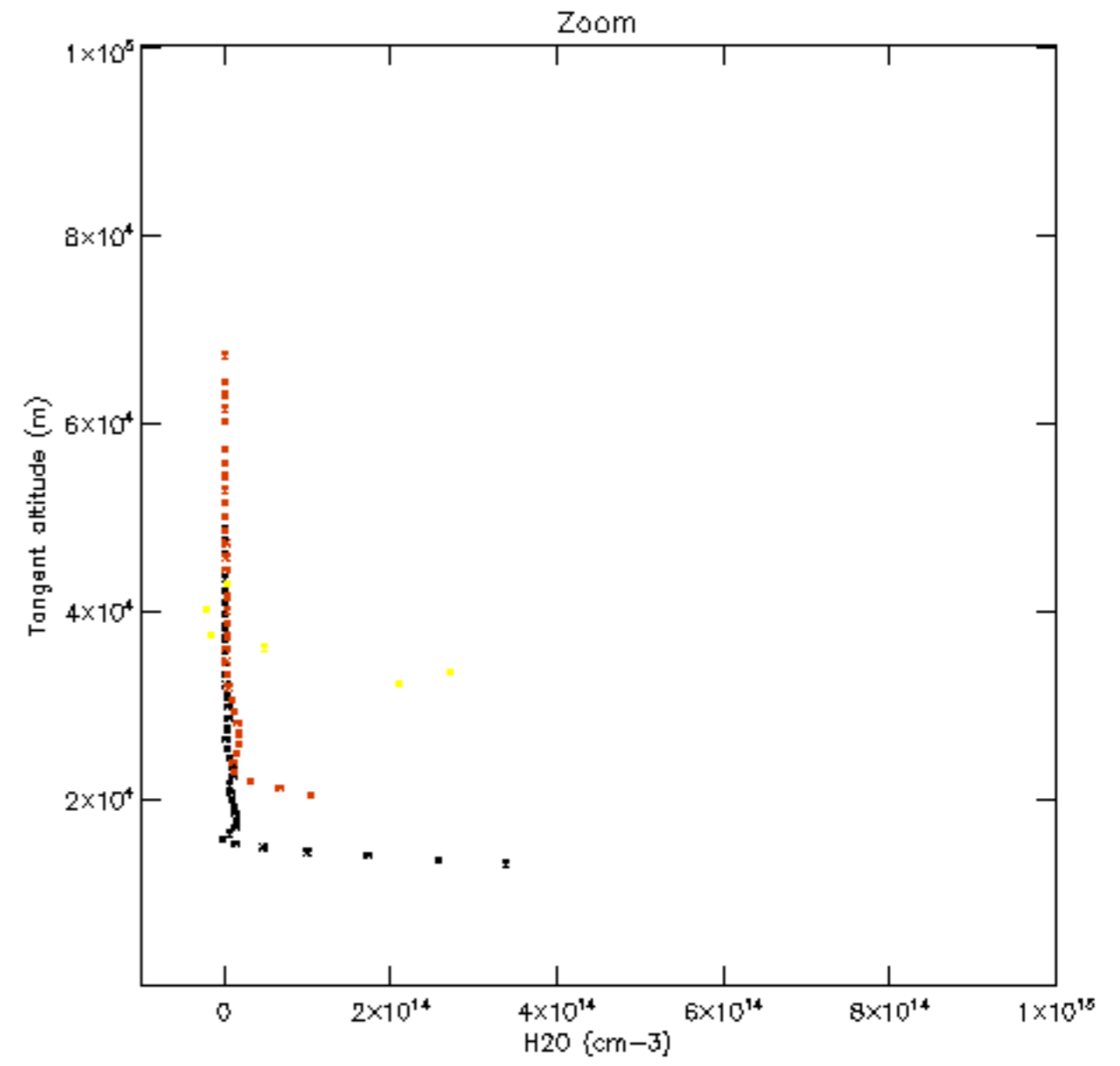
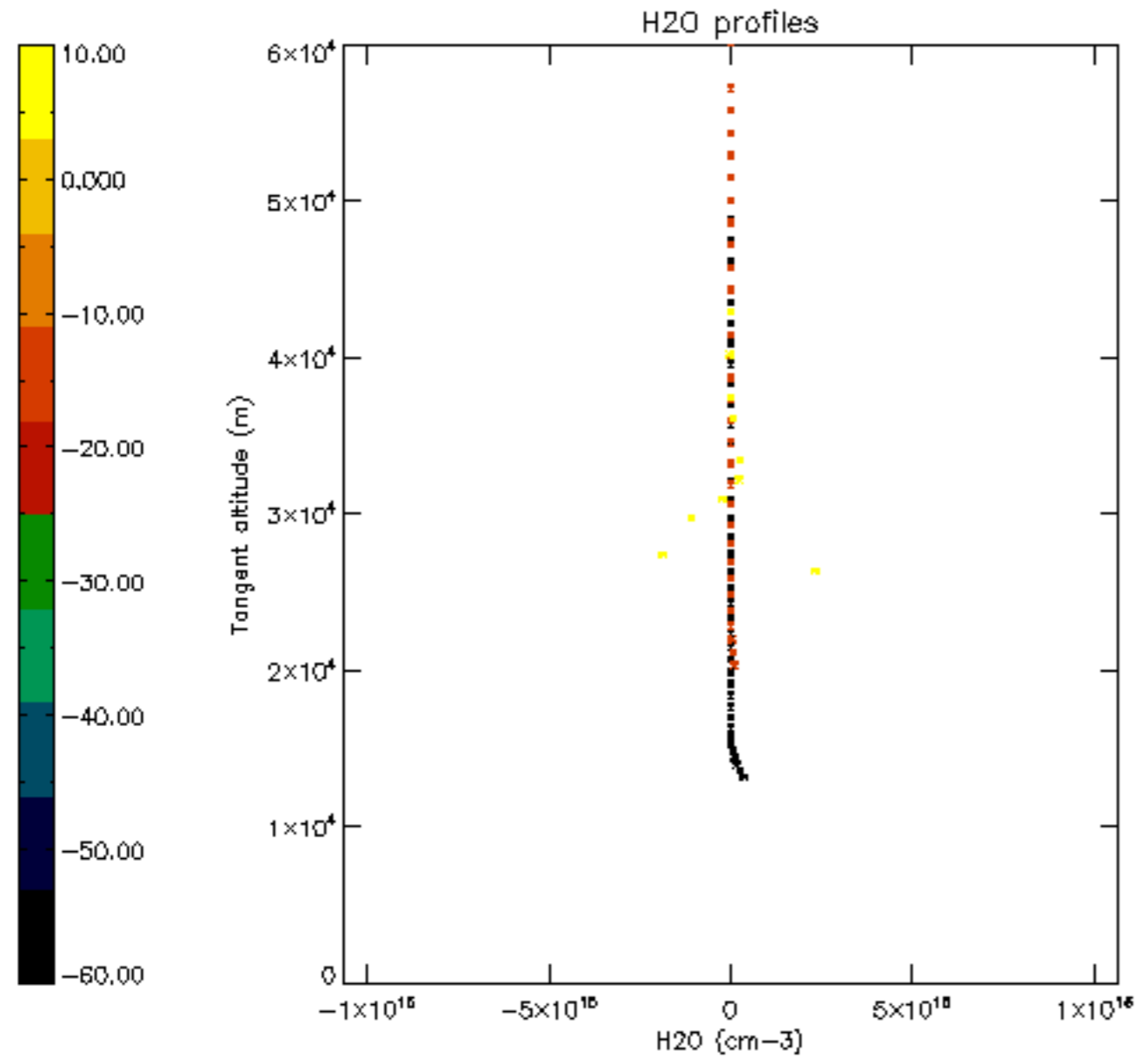


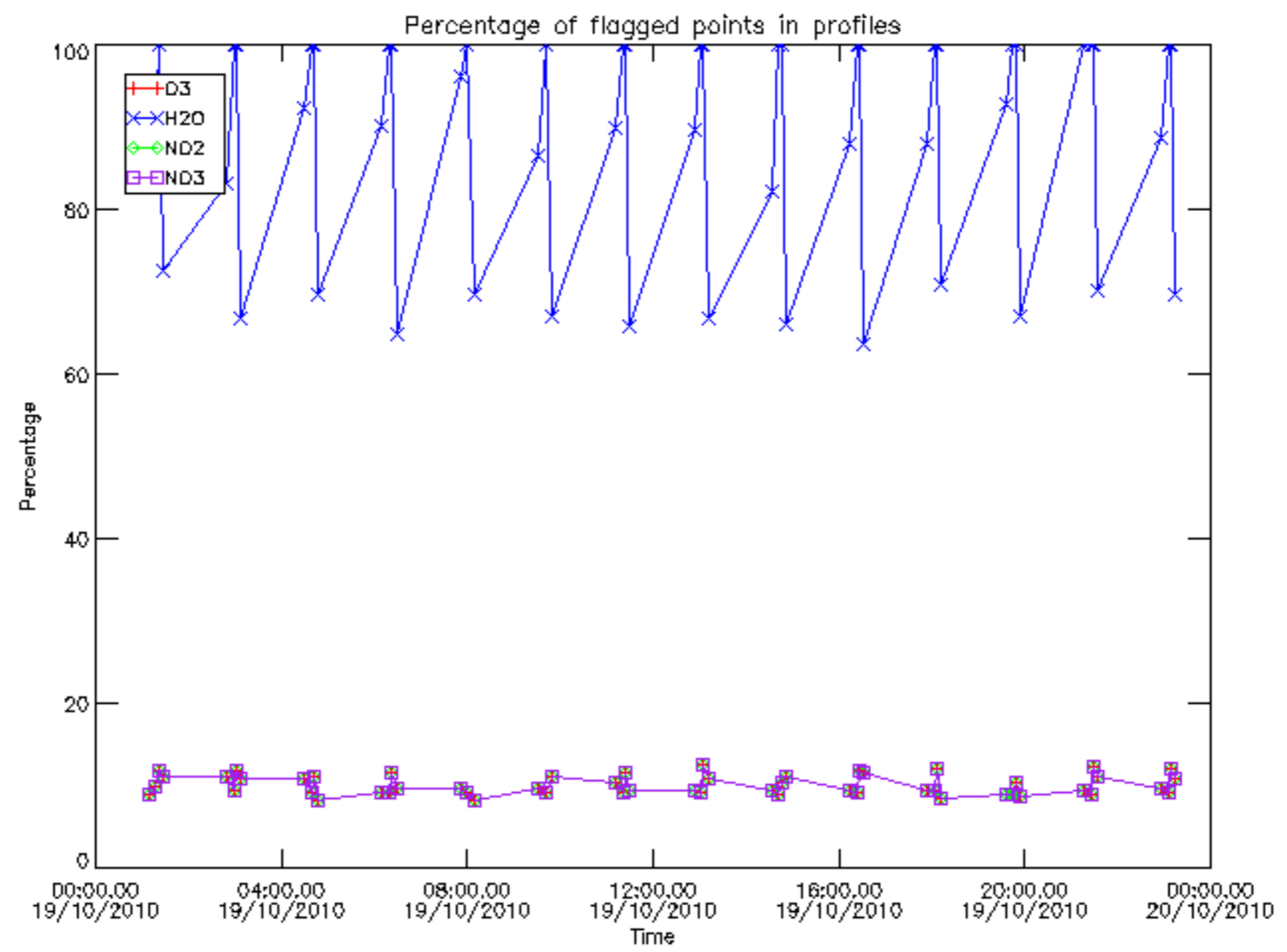




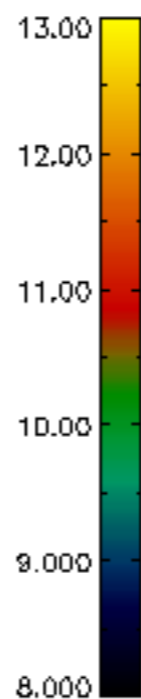
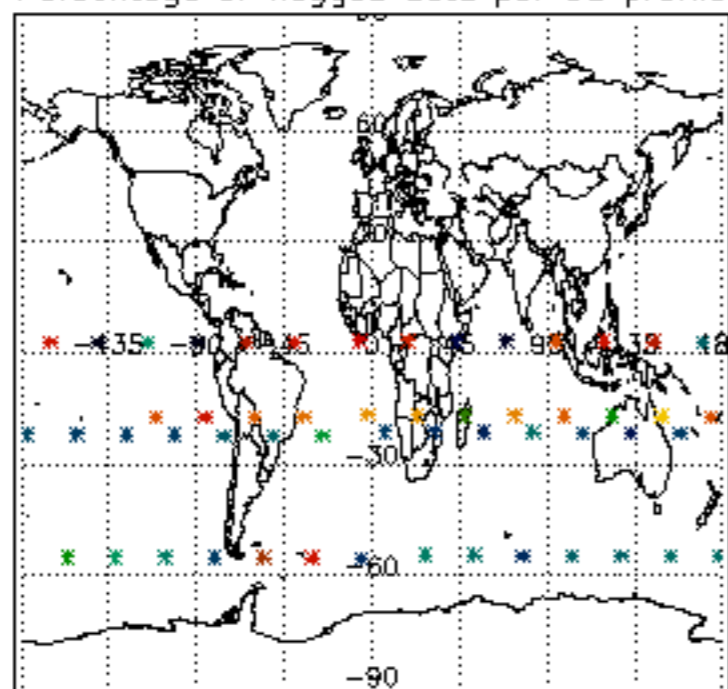




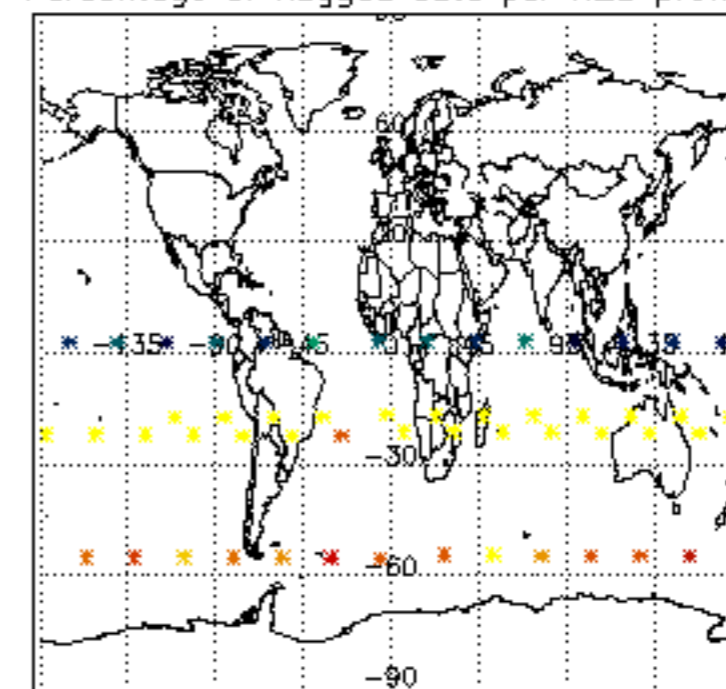




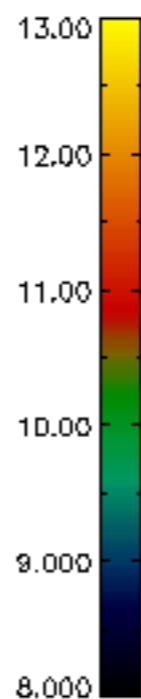
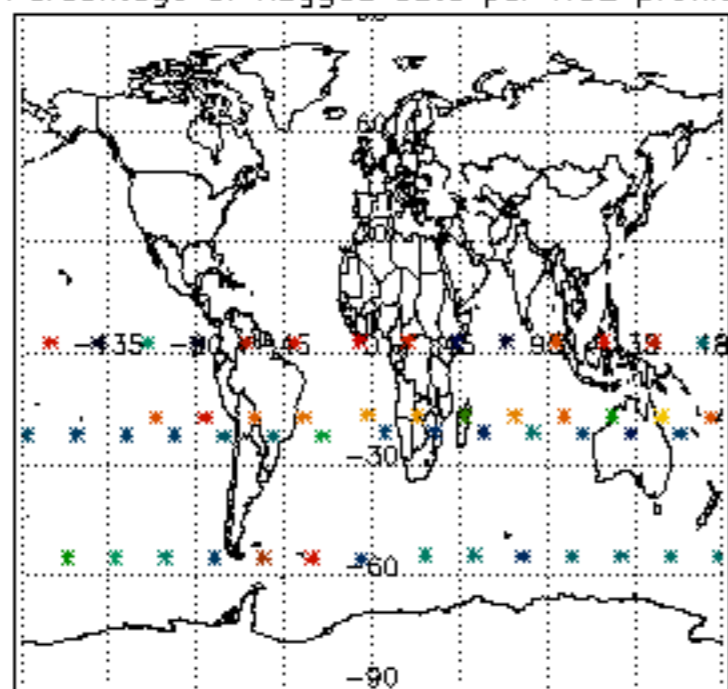
Percentage of flagged data per D3 profile



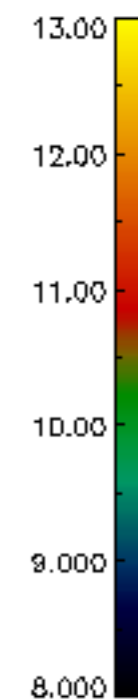
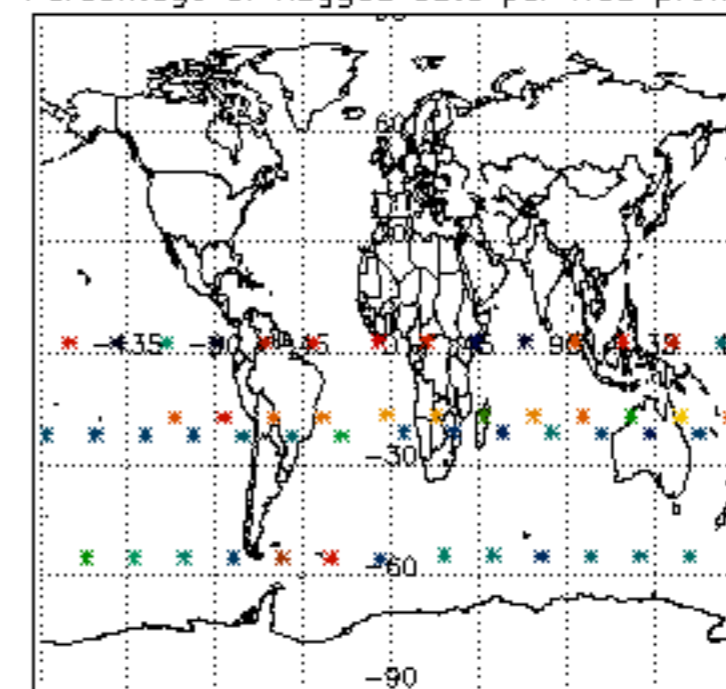
Percentage of flagged data per H2O profile

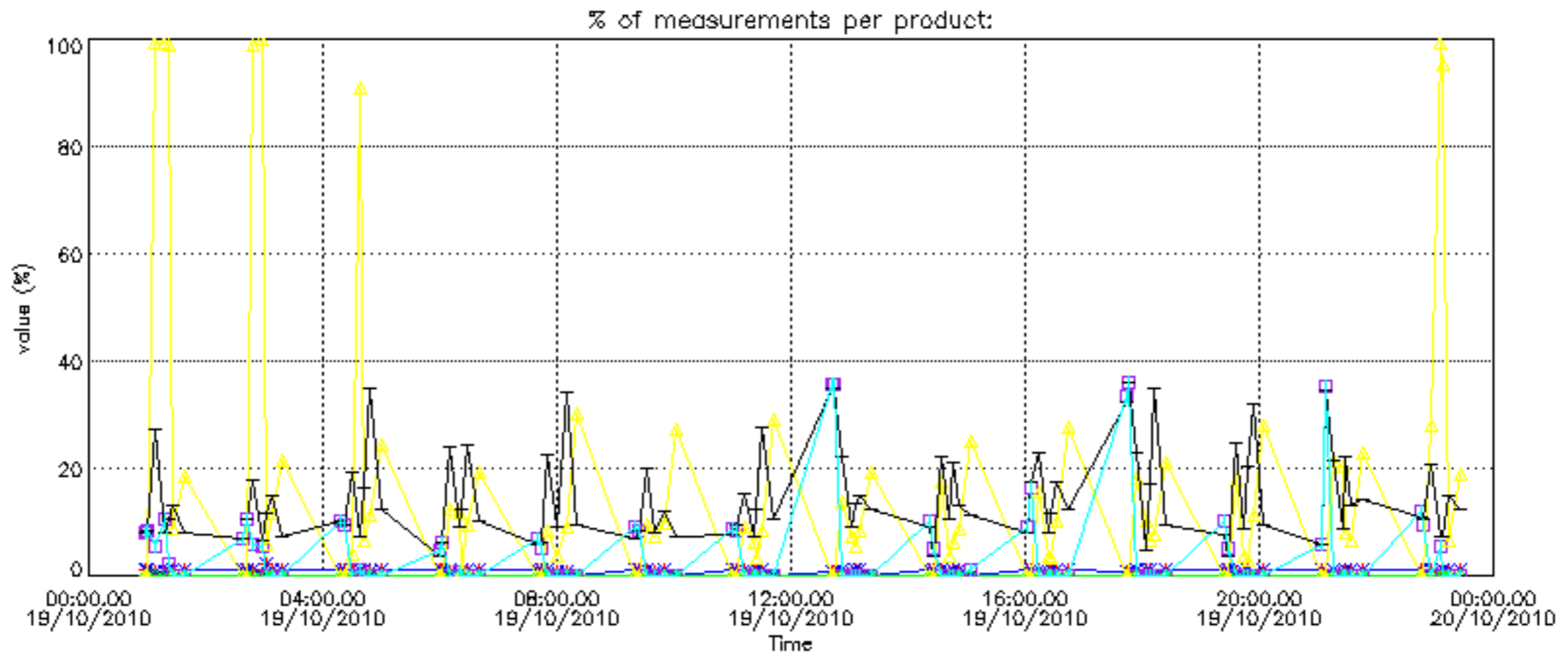


Percentage of flagged data per NO2 profile

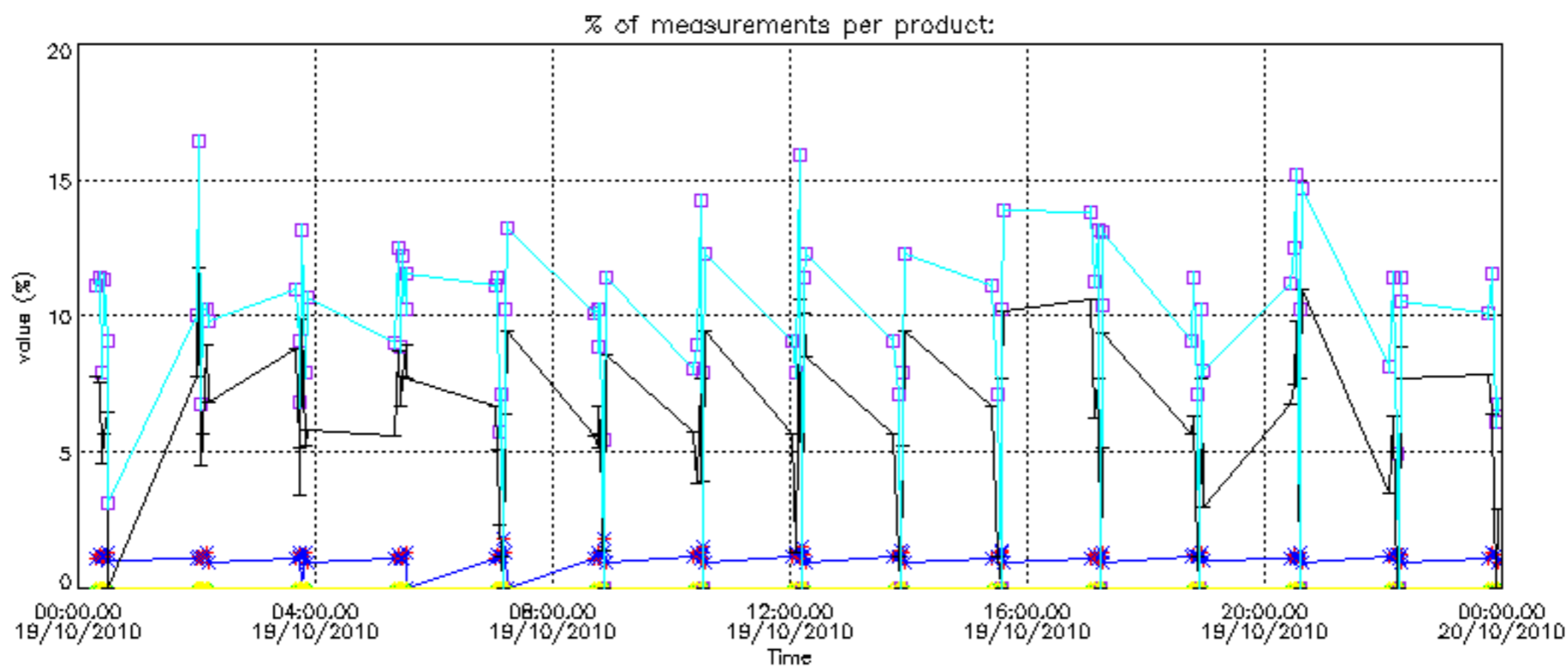


Percentage of flagged data per NO3 profile

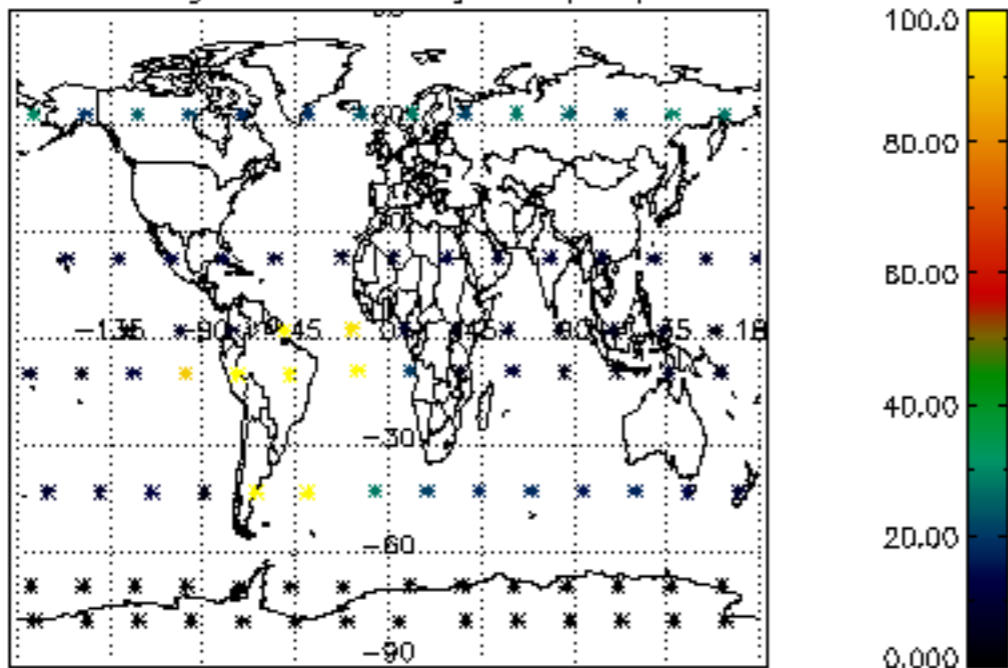




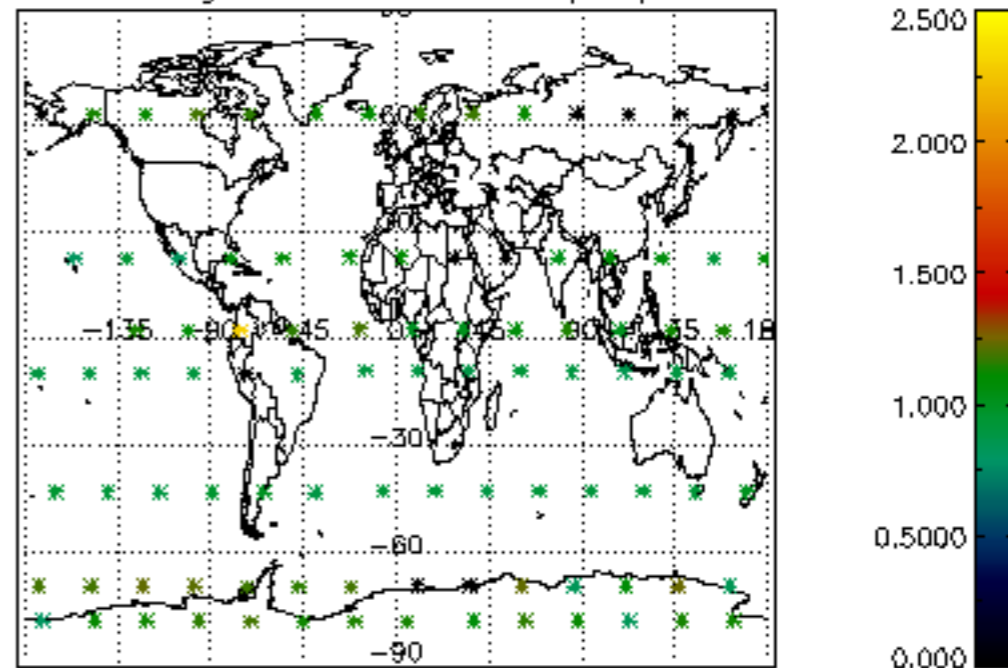




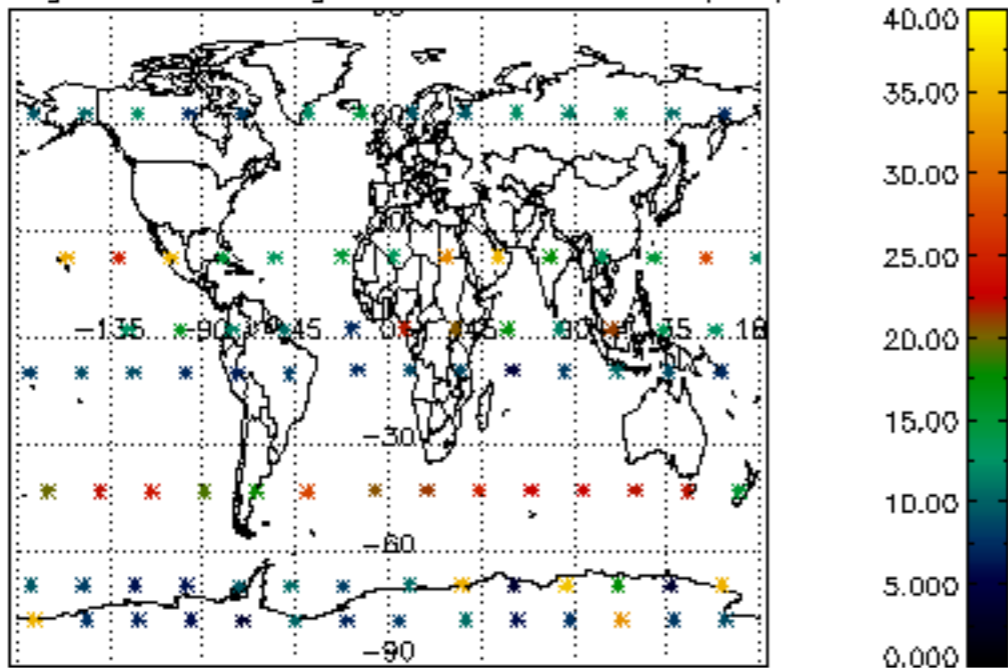
Percentage of cosmic ray hits per profile



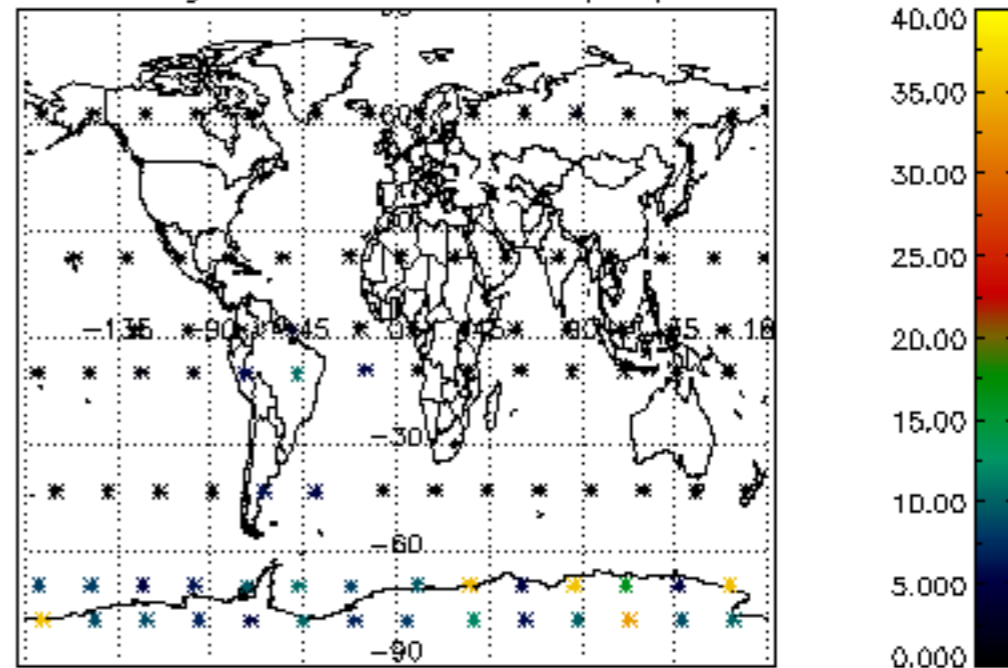
Percentage of datation errors per profile



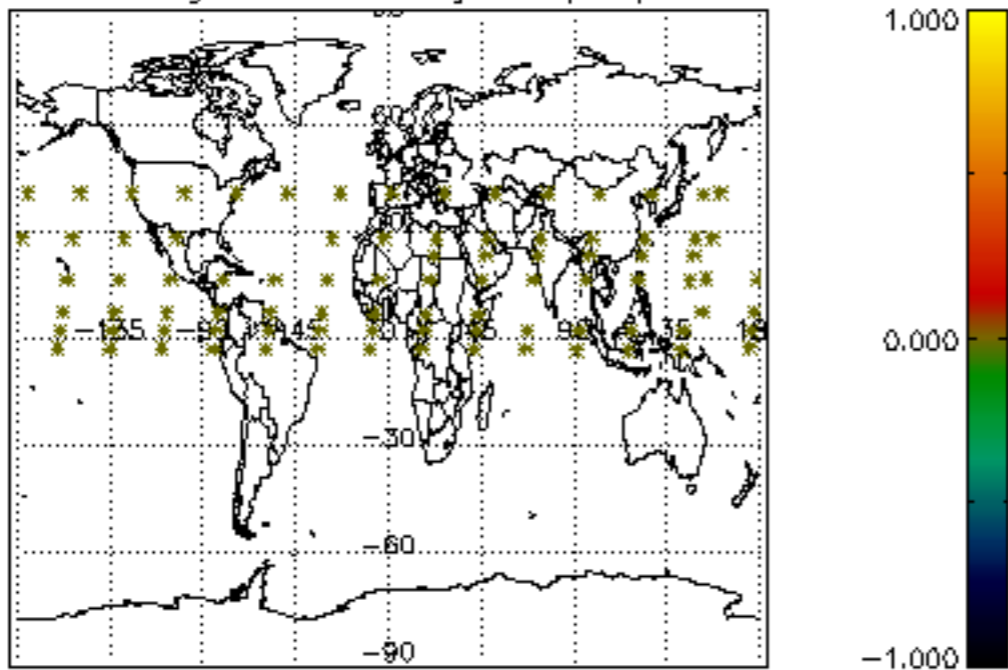
Percentage of star falling outside central band per profile



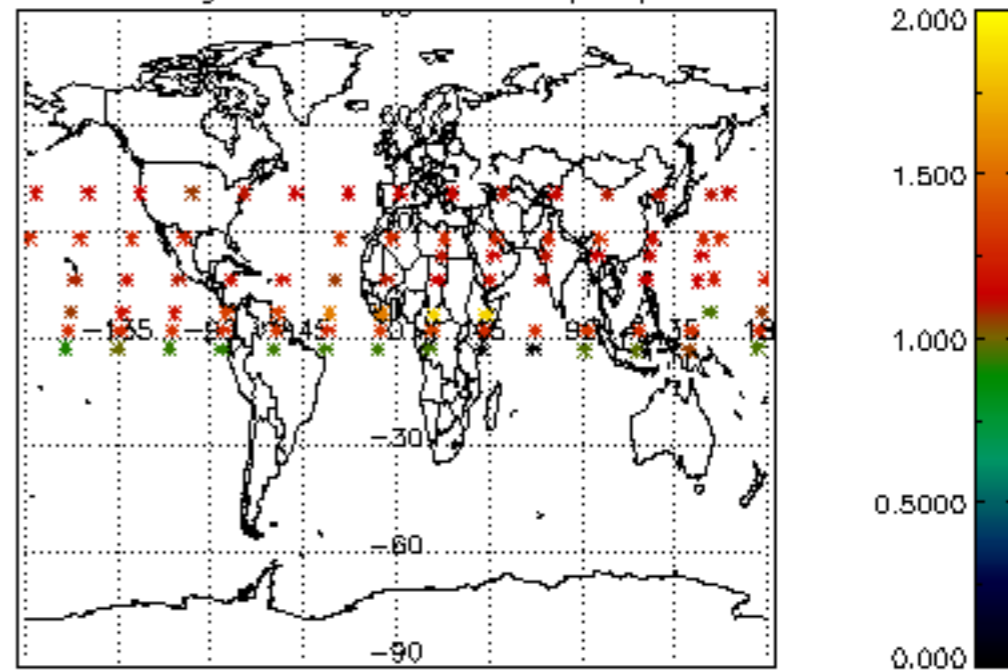
Percentage of saturation errors per profile



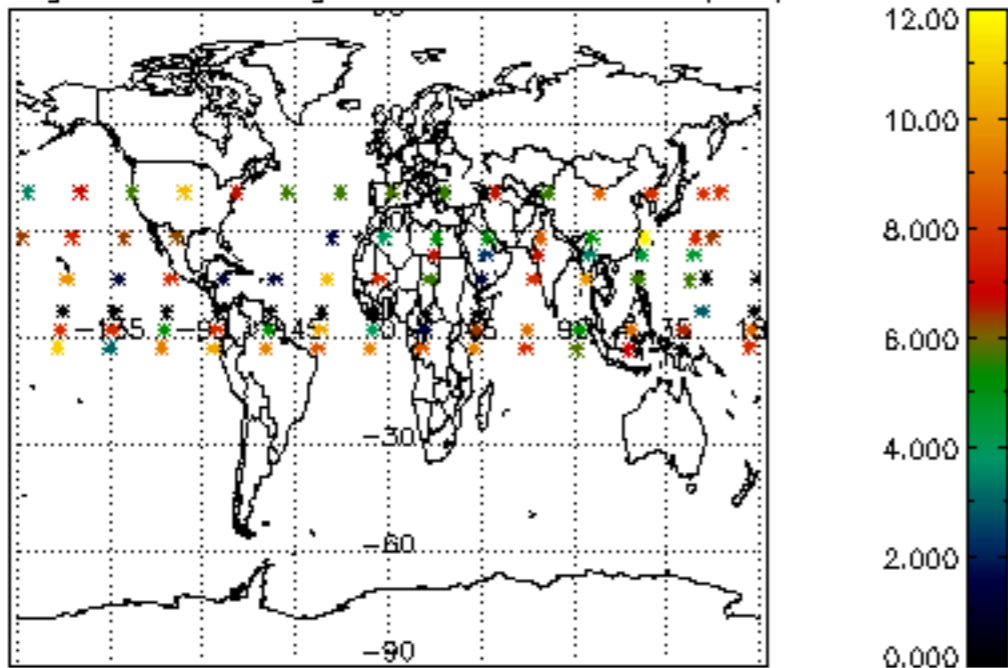
Percentage of cosmic ray hits per profile



Percentage of datation errors per profile



Percentage of star falling outside central band per profile



Percentage of saturation errors per profile

