

GOMOS Level 2 Daily Report

SUMMARY

[1. General Info](#)

[2. Summary of processed GOM_NL_2P products](#)

[3. Level 2 Quality information per product](#)

[3.1 Plot of level 2 quality information per product \(time dependant\)](#)

[3.2 Plot of level 2 quality information per product \(world map\)](#)

[4. Level 1 Quality information per product \(stored on level 2 products\)](#)

[4.1 Plot of level 1 quality information per product \(time dependant\)](#)

[4.1.1 Plot of level 1 quality information per product \(time dependant\): ASCENDING](#)

[4.1.2 Plot of level 1 quality information per product \(time dependant\): DESCENDING](#)

[4.2 Plot of level 1 quality information per product \(world map\)](#)

[4.2.1 Plot of level 1 quality information per product \(world map\): ASCENDING](#)

[4.2.2 Plot of level 1 quality information per product \(world map\): DESCENDING](#)

[5. Ozone profiles based on quality statistics and other trace gas profiles](#)

[5.1 Ozone statistics based on quality of products](#)

[5.2 Plot ozone profiles for all STD \(dark without errors\)](#)

[5.3 Plot ozone profiles where STD < 20% \(dark without errors\)](#)

[5.4. Plot ozone profiles where STD < 10% \(dark without errors\)](#)

[5.5. Plot ozone profiles where STD < 5% \(dark without errors\)](#)

[5.6 Plot NO2 profiles for all STD \(dark without errors\)](#)

[5.7 Plot NO3 profiles for all STD \(dark without errors\)](#)

[5.8 Plot H2O profiles \(only for occultations of stars 1,2,3,4,13,14,16,26,63 dark without errors\) for all STD](#)

[6. Auxiliary Data Files used for the production reported in section 2](#)

This report presents the daily analysis on parameters extracted from GOMOS level 2 data (GOM_NL__2P). It is intended to monitor some important parameters that will impact the quality of these products. A list of level 2 products (and content) that have arrived during the reporting day to the PCF is also given.

Item	Value
Time of report generation	29APR2013 16:03:15
Data source version	GOMOS/6.01
Start time of products	18-10-2010 (18OCT2010 00:00:00)
Stop time of products	19-10-2010 (19OCT2010 00:00:00)
Store outputs in DB	Yes
Nb of level 2 prods	186
Nb of prods with errors	0

2. Summary of processed GOM_NL__2P products.

Nr	Filename	UTC Start time	Limb	Duration	Star Id	Star Name	Star Mag	Star Temp	Nb Meas	Orbit	Prod. error
1	GOM_NL__2PRFIN20101018_000817_000000552093_00488_45131_0196.N1	18-OCT-2010 00:08:17	Dark	55.000	132	15Rho Pup	2.8030	6900.0	110	45131	No
2	GOM_NL__2PRFIN20101018_001150_000000462093_00489_45132_0194.N1	18-OCT-2010 00:11:50	Dark	45.500	34	Gam2Vel	1.7930	23000.	91	45132	No
3	GOM_NL__2PRFIN20101018_001728_000000472093_00489_45132_0195.N1	18-OCT-2010 00:17:28	Dark	46.500	2	Alp Car	-0.73600	7000.0	93	45132	No
4	GOM_NL__2PRFIN20101018_002906_000000462093_00489_45132_0196.N1	18-OCT-2010 00:29:06	Straylight	45.500	157	The1Eri	2.9060	9300.0	91	45132	No
5	GOM_NL__2PRFIN20101018_005023_000000452093_00489_45132_0197.N1	18-OCT-2010 00:50:23	Bright	45.000	105	6Bet Ari	2.6450	8900.0	90	45132	No
6	GOM_NL__2PRFIN20101018_005354_000000412093_00489_45132_0198.N1	18-OCT-2010 00:53:54	Bright	40.500	53	43Bet And	2.0480	3300.0	81	45132	No
7	GOM_NL__2PRFIN20101018_005521_000000462093_00489_45132_0199.N1	18-OCT-2010 00:55:21	Bright	45.500	173	4Bet Tri	3.0040	8900.0	91	45132	No
8	GOM_NL__2PRFIN20101018_005715_000000472093_00489_45132_0200.N1	18-OCT-2010 00:57:15	Bright	46.500	73	57Gam1And	2.2600	13100.	93	45132	No
9	GOM_NL__2PRFIN20101018_010107_000000362093_00489_45132_0201.N1	18-OCT-2010 01:01:07	Bright	36.000	110	37Del Cas	2.6780	8900.0	72	45132	No
10	GOM_NL__2PRFIN20101018_010229_000000422093_00489_45132_0202.N1	18-OCT-2010 01:02:29	Bright	42.000	160	23Gam Per	2.9300	4700.0	84	45132	No
11	GOM_NL__2PRFIN20101018_012849_000000432093_00489_45132_0203.N1	18-OCT-2010 01:28:49	Bright	43.000	166	17Eps Leo	2.9800	6000.0	86	45132	No
12	GOM_NL__2PRFIN20101018_013208_000000412093_00489_45132_0204.N1	18-OCT-2010 01:32:08	Bright	41.000	22	32Alp Leo	1.3600	15200.	82	45132	No
13	GOM_NL__2PRFIN20101018_013942_000000522093_00489_45132_0205.N1	18-OCT-2010 01:39:42	Dark	52.000	48	30Alp Hya	1.9770	4100.0	104	45132	No
14	GOM_NL__2PRFIN20101018_014854_000000542093_00489_45132_0206.N1	18-OCT-2010 01:48:54	Dark	54.000	132	15Rho Pup	2.8030	6900.0	108	45132	No
15	GOM_NL__2PRFIN20101018_015226_000000432093_00490_45133_0204.N1	18-OCT-2010 01:52:26	Dark	42.500	34	Gam2Vel	1.7930	23000.	85	45133	No
16	GOM_NL__2PRFIN20101018_015805_000000462093_00490_45133_0205.N1	18-OCT-2010 01:58:05	Dark	46.000	2	Alp Car	-0.73600	7000.0	92	45133	No
17	GOM_NL__2PRFIN20101018_020943_000000442093_00490_45133_0206.N1	18-OCT-2010 02:09:43	Straylight	43.500	157	The1Eri	2.9060	9300.0	87	45133	No
18	GOM_NL__2PRFIN20101018_023059_000000472093_00490_45133_0207.N1	18-OCT-2010 02:30:59	Bright	46.500	105	6Bet Ari	2.6450	8900.0	93	45133	No
19	GOM_NL__2PRFIN20101018_023429_000000412093_00490_45133_0208.N1	18-OCT-2010 02:34:29	Bright	40.500	53	43Bet And	2.0480	3300.0	81	45133	No
20	GOM_NL__2PRFIN20101018_023556_000000452093_00490_45133_0209.N1	18-OCT-2010 02:35:56	Bright	44.500	173	4Bet Tri	3.0040	8900.0	89	45133	No
21	GOM_NL__2PRFIN20101018_023750_000000462093_00490_45133_0210.N1	18-OCT-2010 02:37:50	Bright	45.500	73	57Gam1And	2.2600	13100.	91	45133	No
22	GOM_NL__2PRFIN20101018_024142_000000362093_00490_45133_0211.N1	18-OCT-2010 02:41:42	Bright	35.500	110	37Del Cas	2.6780	8900.0	71	45133	No
23	GOM_NL__2PRFIN20101018_024304_000000432093_00490_45133_0212.N1	18-OCT-2010 02:43:04	Bright	43.000	160	23Gam Per	2.9300	4700.0	86	45133	No
24	GOM_NL__2PRFIN20101018_030925_000000442093_00490_45133_0213.N1	18-OCT-2010 03:09:25	Bright	43.500	166	17Eps Leo	2.9800	6000.0	87	45133	No
25	GOM_NL__2PRFIN20101018_031244_000000422093_00490_45133_0214.N1	18-OCT-2010 03:12:44	Bright	41.500	22	32Alp Leo	1.3600	15200.	83	45133	No
26	GOM_NL__2PRFIN20101018_032019_000000532093_00490_45133_0215.N1	18-OCT-2010 03:20:19	Dark	52.500	48	30Alp Hya	1.9770	4100.0	105	45133	No
27	GOM_NL__2PRFIN20101018_032931_000000532093_00490_45133_0216.N1	18-OCT-2010 03:29:31	Dark	52.500	132	15Rho Pup	2.8030	6900.0	105	45133	No
28	GOM_NL__2PRFIN20101018_033303_000000422093_00491_45134_0214.N1	18-OCT-2010 03:33:03	Dark	42.000	34	Gam2Vel	1.7930	23000.	84	45134	No
29	GOM_NL__2PRFIN20101018_033842_000000472093_00491_45134_0215.N1	18-OCT-2010 03:38:42	Dark	46.500	2	Alp Car	-0.73600	7000.0	93	45134	No
30	GOM_NL__2PRFIN20101018_035019_000000442093_00491_45134_0216.N1	18-OCT-2010 03:50:19	Straylight	44.000	157	The1Eri	2.9060	9300.0	88	45134	No
31	GOM_NL__2PRFIN20101018_041135_000000462093_00491_45134_0217.N1	18-OCT-2010 04:11:35	Bright	45.500	105	6Bet Ari	2.6450	8900.0	91	45134	No
32	GOM_NL__2PRFIN20101018_041505_000000402093_00491_45134_0218.N1	18-OCT-2010 04:15:05	Bright	39.500	53	43Bet And	2.0480	3300.0	79	45134	No
33	GOM_NL__2PRFIN20101018_041632_000000462093_00491_45134_0219.N1	18-OCT-2010 04:16:32	Bright	45.500	173	4Bet Tri	3.0040	8900.0	91	45134	No
34	GOM_NL__2PRFIN20101018_041826_000000472093_00491_45134_0220.N1	18-OCT-2010 04:18:26	Bright	47.000	73	57Gam1And	2.2600	13100.	94	45134	No
35	GOM_NL__2PRFIN20101018_042218_000000432093_00491_45134_0221.N1	18-OCT-2010 04:22:18	Bright	42.500	110	37Del Cas	2.6780	8900.0	85	45134	No
36	GOM_NL__2PRFIN20101018_042359_000000522093_00491_45134_0222.N1	18-OCT-2010 04:23:59	Bright	52.000	35	33Alp Per	1.7950	6250.0	104	45134	No
37	GOM_NL__2PRFIN20101018_045001_000000442093_00491_45134_0223.N1	18-OCT-2010 04:50:01	Bright	44.000	166	17Eps Leo	2.9800	6000.0	88	45134	No
38	GOM_NL__2PRFIN20101018_045321_000000592093_00491_45134_0224.N1	18-OCT-2010 04:53:21	Bright	59.000	22	32Alp Leo	1.3600	15200.	118	45134	No
39	GOM_NL__2PRFIN20101018_050056_000000532093_00491_45134_0225.N1	18-OCT-2010 05:00:56	Dark	53.000	48	30Alp Hya	1.9770	4100.0	106	45134	No
40	GOM_NL__2PRFIN20101018_051009_000000522093_00491_45134_0226.N1	18-OCT-2010 05:10:09	Dark	52.000	132	15Rho Pup	2.8030	6900.0	104	45134	No
41	GOM_NL__2PRFIN20101018_051340_000000462093_00492_45135_0224.N1	18-OCT-2010 05:13:40	Dark	46.000	34	Gam2Vel	1.7930	23000.	92	45135	No
42	GOM_NL__2PRFIN20101018_051919_000000542093_00492_45135_0225.N1	18-OCT-2010 05:19:19	Dark	53.500	2	Alp Car	-0.73600	7000.0	107	45135	No

43	GOM_NL__2PRFIN20101018_053055_000000442093_00492_45135_0226.N1	18-OCT-2010 05:30:55	Straylight	43.500	157	The1Eri	2.9060	9300.0	87	45135	No
44	GOM_NL__2PRFIN20101018_055210_000000462093_00492_45135_0227.N1	18-OCT-2010 05:52:10	Bright	45.500	105	6Bet Ari	2.6450	8900.0	91	45135	No
45	GOM_NL__2PRFIN20101018_055541_000000432093_00492_45135_0228.N1	18-OCT-2010 05:55:41	Bright	42.500	53	43Bet And	2.0480	3300.0	85	45135	No
46	GOM_NL__2PRFIN20101018_055707_000000442093_00492_45135_0229.N1	18-OCT-2010 05:57:07	Bright	44.000	173	4Bet Tri	3.0040	8900.0	88	45135	No
47	GOM_NL__2PRFIN20101018_055901_000000462093_00492_45135_0230.N1	18-OCT-2010 05:59:01	Bright	45.500	73	57Gam1And	2.2600	13100.	91	45135	No
48	GOM_NL__2PRFIN20101018_060254_000000392093_00492_45135_0231.N1	18-OCT-2010 06:02:54	Bright	38.500	110	37Del Cas	2.6780	8900.0	77	45135	No
49	GOM_NL__2PRFIN20101018_060434_000000532093_00492_45135_0232.N1	18-OCT-2010 06:04:34	Bright	52.500	35	33Alp Per	1.7950	6250.0	105	45135	No
50	GOM_NL__2PRFIN20101018_063038_000000442093_00492_45135_0233.N1	18-OCT-2010 06:30:38	Bright	44.000	166	17Eps Leo	2.9800	6000.0	88	45135	No
51	GOM_NL__2PRFIN20101018_063357_000000412093_00492_45135_0234.N1	18-OCT-2010 06:33:57	Bright	41.000	22	32Alp Leo	1.3600	15200.	82	45135	No
52	GOM_NL__2PRFIN20101018_064132_000000592093_00492_45135_0235.N1	18-OCT-2010 06:41:32	Dark	59.000	48	30Alp Hya	1.9770	4100.0	118	45135	No
53	GOM_NL__2PRFIN20101018_065046_000000552093_00492_45135_0236.N1	18-OCT-2010 06:50:46	Dark	54.500	132	15Rho Pup	2.8030	6900.0	109	45135	No
54	GOM_NL__2PRFIN20101018_065417_000000422093_00493_45136_0234.N1	18-OCT-2010 06:54:17	Dark	42.000	34	Gam2Vel	1.7930	23000.	84	45136	No
55	GOM_NL__2PRFIN20101018_065955_000000592093_00493_45136_0235.N1	18-OCT-2010 06:59:55	Dark	59.000	2	Alp Car	-0.73600	7000.0	118	45136	No
56	GOM_NL__2PRFIN20101018_071132_000000452093_00493_45136_0236.N1	18-OCT-2010 07:11:32	Straylight	44.500	157	The1Eri	2.9060	9300.0	89	45136	No
57	GOM_NL__2PRFIN20101018_073245_000000452093_00493_45136_0237.N1	18-OCT-2010 07:32:45	Bright	45.000	105	6Bet Ari	2.6450	8900.0	90	45136	No
58	GOM_NL__2PRFIN20101018_073616_000000402093_00493_45136_0238.N1	18-OCT-2010 07:36:16	Bright	39.500	53	43Bet And	2.0480	3300.0	79	45136	No
59	GOM_NL__2PRFIN20101018_073742_000000452093_00493_45136_0239.N1	18-OCT-2010 07:37:42	Bright	45.000	173	4Bet Tri	3.0040	8900.0	90	45136	No
60	GOM_NL__2PRFIN20101018_073937_000000422093_00493_45136_0240.N1	18-OCT-2010 07:39:37	Bright	41.500	73	57Gam1And	2.2600	13100.	83	45136	No
61	GOM_NL__2PRFIN20101018_074329_000000392093_00493_45136_0241.N1	18-OCT-2010 07:43:29	Bright	38.500	110	37Del Cas	2.6780	8900.0	77	45136	No
62	GOM_NL__2PRFIN20101018_074509_000000522093_00493_45136_0242.N1	18-OCT-2010 07:45:09	Bright	51.500	35	33Alp Per	1.7950	6250.0	103	45136	No
63	GOM_NL__2PRFIN20101018_081114_000000632093_00493_45136_0243.N1	18-OCT-2010 08:11:14	Bright	63.000	166	17Eps Leo	2.9800	6000.0	126	45136	No
64	GOM_NL__2PRFIN20101018_081433_000000592093_00493_45136_0244.N1	18-OCT-2010 08:14:33	Bright	59.000	22	32Alp Leo	1.3600	15200.	118	45136	No
65	GOM_NL__2PRFIN20101018_082209_000000562093_00493_45136_0245.N1	18-OCT-2010 08:22:09	Dark	56.000	48	30Alp Hya	1.9770	4100.0	112	45136	No
66	GOM_NL__2PRFIN20101018_083124_000000562093_00493_45136_0246.N1	18-OCT-2010 08:31:24	Dark	56.000	132	15Rho Pup	2.8030	6900.0	112	45136	No
67	GOM_NL__2PRFIN20101018_083453_000000432093_00494_45137_0246.N1	18-OCT-2010 08:34:53	Dark	43.000	34	Gam2Vel	1.7930	23000.	86	45137	No
68	GOM_NL__2PRFIN20101018_084032_000000622093_00494_45137_0247.N1	18-OCT-2010 08:40:32	Dark	62.000	2	Alp Car	-0.73600	7000.0	124	45137	No
69	GOM_NL__2PRFIN20101018_085208_000000442093_00494_45137_0248.N1	18-OCT-2010 08:52:08	Straylight	43.500	157	The1Eri	2.9060	9300.0	87	45137	No
70	GOM_NL__2PRFIN20101018_091321_000000452093_00494_45137_0249.N1	18-OCT-2010 09:13:21	Bright	44.500	105	6Bet Ari	2.6450	8900.0	89	45137	No
71	GOM_NL__2PRFIN20101018_091652_000000392093_00494_45137_0250.N1	18-OCT-2010 09:16:52	Bright	39.000	53	43Bet And	2.0480	3300.0	78	45137	No
72	GOM_NL__2PRFIN20101018_091818_000000462093_00494_45137_0251.N1	18-OCT-2010 09:18:18	Bright	45.500	173	4Bet Tri	3.0040	8900.0	91	45137	No
73	GOM_NL__2PRFIN20101018_092012_000000472093_00494_45137_0252.N1	18-OCT-2010 09:20:12	Bright	47.000	73	57Gam1And	2.2600	13100.	94	45137	No
74	GOM_NL__2PRFIN20101018_092405_000000372093_00494_45137_0253.N1	18-OCT-2010 09:24:05	Bright	37.000	110	37Del Cas	2.6780	8900.0	74	45137	No
75	GOM_NL__2PRFIN20101018_092544_000000532093_00494_45137_0254.N1	18-OCT-2010 09:25:44	Bright	53.000	35	33Alp Per	1.7950	6250.0	106	45137	No
76	GOM_NL__2PRFIN20101018_095150_000000442093_00494_45137_0255.N1	18-OCT-2010 09:51:50	Bright	43.500	166	17Eps Leo	2.9800	6000.0	87	45137	No
77	GOM_NL__2PRFIN20101018_095510_000000422093_00494_45137_0256.N1	18-OCT-2010 09:55:10	Bright	41.500	22	32Alp Leo	1.3600	15200.	83	45137	No
78	GOM_NL__2PRFIN20101018_100245_000000522093_00494_45137_0257.N1	18-OCT-2010 10:02:45	Dark	52.000	48	30Alp Hya	1.9770	4100.0	104	45137	No
79	GOM_NL__2PRFIN20101018_101201_000000572093_00494_45137_0258.N1	18-OCT-2010 10:12:01	Dark	56.500	132	15Rho Pup	2.8030	6900.0	113	45137	No
80	GOM_NL__2PRFIN20101018_101530_000000462093_00495_45138_0276.N1	18-OCT-2010 10:15:30	Dark	45.500	34	Gam2Vel	1.7930	23000.	91	45138	No
81	GOM_NL__2PRFIN20101018_102109_000000502093_00495_45138_0277.N1	18-OCT-2010 10:21:09	Dark	49.500	2	Alp Car	-0.73600	7000.0	99	45138	No
82	GOM_NL__2PRFIN20101018_103245_000000432093_00495_45138_0278.N1	18-OCT-2010 10:32:45	Straylight	42.500	157	The1Eri	2.9060	9300.0	85	45138	No
83	GOM_NL__2PRFIN20101018_105356_000000462093_00495_45138_0279.N1	18-OCT-2010 10:53:56	Bright	46.000	105	6Bet Ari	2.6450	8900.0	92	45138	No
84	GOM_NL__2PRFIN20101018_105727_000000392093_00495_45138_0280.N1	18-OCT-2010 10:57:27	Bright	38.500	53	43Bet And	2.0480	3300.0	77	45138	No
85	GOM_NL__2PRFIN20101018_105853_000000462093_00495_45138_0281.N1	18-OCT-2010 10:58:53	Bright	46.000	173	4Bet Tri	3.0040	8900.0	92	45138	No
86	GOM_NL__2PRFIN20101018_110047_000000432093_00495_45138_0282.N1	18-OCT-2010 11:00:47	Bright	43.000	73	57Gam1And	2.2600	13100.	86	45138	No
87	GOM_NL__2PRFIN20101018_110440_000000392093_00495_45138_0283.N1	18-OCT-2010 11:04:40	Bright	39.000	110	37Del Cas	2.6780	8900.0	78	45138	No
88	GOM_NL__2PRFIN20101018_110619_000000532093_00495_45138_0284.N1	18-OCT-2010 11:06:19	Bright	52.500	35	33Alp Per	1.7950	6250.0	105	45138	No
89	GOM_NL__2PRFIN20101018_113226_000000452093_00495_45138_0285.N1	18-OCT-2010 11:32:26	Bright	44.500	166	17Eps Leo	2.9800	6000.0	89	45138	No
90	GOM_NL__2PRFIN20101018_113546_000000422093_00495_45138_0286.N1	18-OCT-2010 11:35:46	Bright	42.000	22	32Alp Leo	1.3600	15200.	84	45138	No
91	GOM_NL__2PRFIN20101018_114322_000000632093_00495_45138_0287.N1	18-OCT-2010 11:43:22	Dark	62.500	48	30Alp Hya	1.9770	4100.0	125	45138	No
92	GOM_NL__2PRFIN20101018_115238_000000562093_00495_45138_0288.N1	18-OCT-2010 11:52:38	Dark	56.000	132	15Rho Pup	2.8030	6900.0	112	45138	No
93	GOM_NL__2PRFIN20101018_115606_000000442093_00496_45139_0298.N1	18-OCT-2010 11:56:06	Dark	43.500	34	Gam2Vel	1.7930	23000.	87	45139	No
94	GOM_NL__2PRFIN20101018_120145_000000612093_00496_45139_0299.N1	18-OCT-2010 12:01:45	Dark	60.500	2	Alp Car	-0.73600	7000.0	121	45139	No
95	GOM_NL__2PRFIN20101018_121321_000000422093_00496_45139_0300.N1	18-OCT-2010 12:13:21	Straylight	42.000	157	The1Eri	2.9060	9300.0	84	45139	No
96	GOM_NL__2PRFIN20101018_123432_000000452093_00496_45139_0301.N1	18-OCT-2010 12:34:32	Bright	44.500	105	6Bet Ari	2.6450	8900.0	89	45139	No
97	GOM_NL__2PRFIN20101018_123803_000000392093_00496_45139_0302.N1	18-OCT-2010 12:38:03	Bright	39.000	53	43Bet And	2.0480	3300.0	78	45139	No
98	GOM_NL__2PRFIN20101018_123928_000000452093_00496_45139_0303.N1	18-OCT-2010 12:39:28	Bright	45.000	173	4Bet Tri	3.0040	8900.0	90	45139	No
99	GOM_NL__2PRFIN20101018_124122_000000452093_00496_45139_0304.N1	18-OCT-2010 12:41:22	Bright	44.500	73	57Gam1And	2.2600	13100.	89	45139	No
100	GOM_NL__2PRFIN20101018_124516_000000392093_00496_45139_0305.N1	18-OCT-2010 12:45:16	Bright	38.500	110	37Del Cas	2.6780	8900.0	77	45139	No
101	GOM_NL__2PRFIN20101018_124653_000000542093_00496_45139_0306.N1	18-OCT-2010 12:46:53	Bright	53.500	35	33Alp Per	1.7950	6250.0	107	45139	No

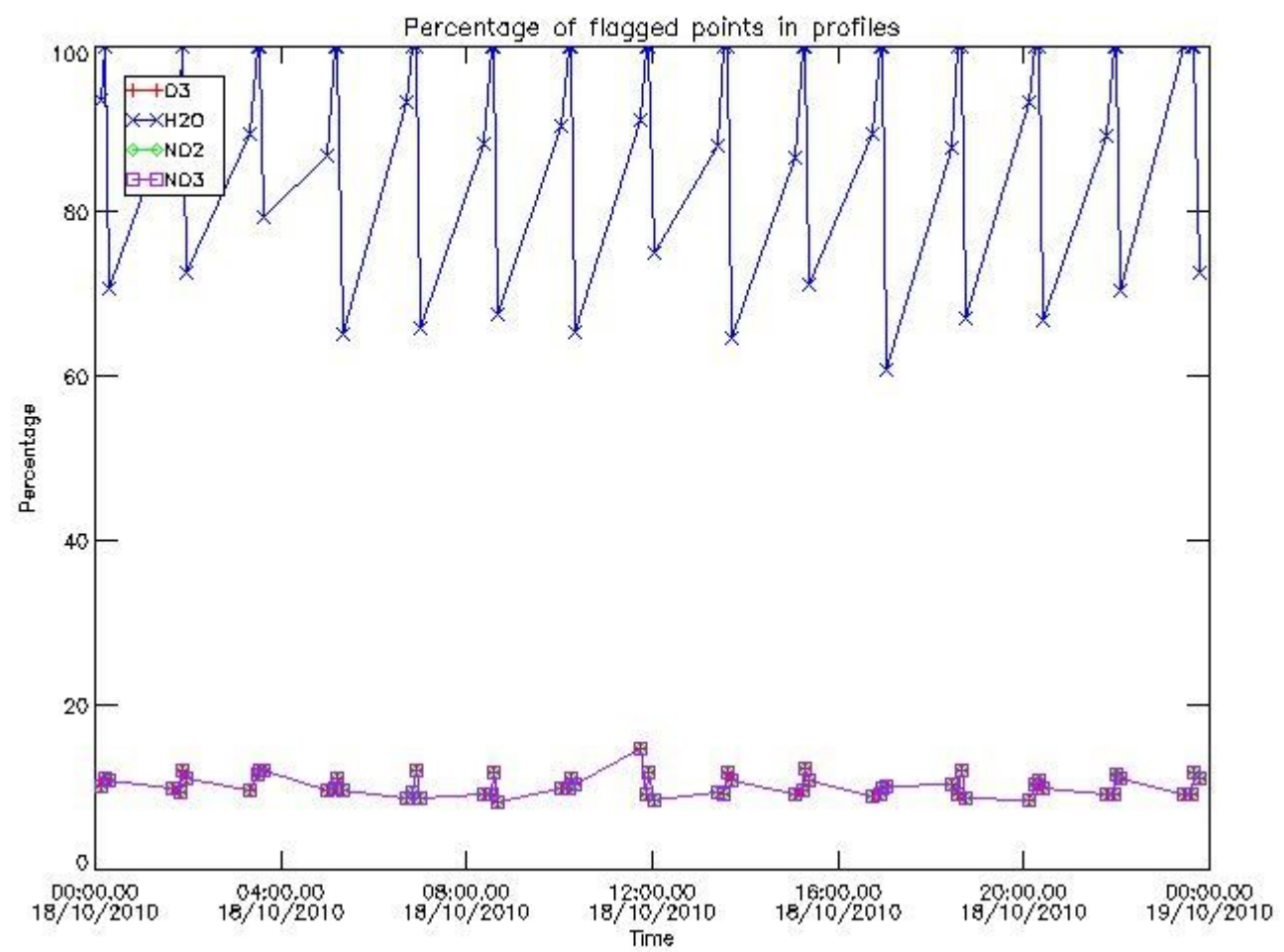
102	GOM_NL__2PRFIN20101018_131302_000000442093_00496_45139_0307.N1	18-OCT-2010 13:13:02	Bright	43.500	166	17Eps Leo	2.9800	6000.0	87	45139	No
103	GOM_NL__2PRFIN20101018_131622_000000592093_00496_45139_0308.N1	18-OCT-2010 13:16:22	Bright	59.000	22	32Alp Leo	1.3600	15200.	118	45139	No
104	GOM_NL__2PRFIN20101018_132359_000000552093_00496_45139_0309.N1	18-OCT-2010 13:23:59	Dark	54.500	48	30Alp Hya	1.9770	4100.0	109	45139	No
105	GOM_NL__2PRFIN20101018_133315_000000562093_00496_45139_0310.N1	18-OCT-2010 13:33:15	Dark	55.500	132	15Rho Pup	2.8030	6900.0	111	45139	No
106	GOM_NL__2PRFIN20101018_133643_000000442093_00497_45140_0312.N1	18-OCT-2010 13:36:43	Dark	43.500	34	Gam2Vel	1.7930	23000.	87	45140	No
107	GOM_NL__2PRFIN20101018_134222_000000472093_00497_45140_0313.N1	18-OCT-2010 13:42:22	Dark	47.000	2	Alp Car	-0.73600	7000.0	94	45140	No
108	GOM_NL__2PRFIN20101018_135357_000000402093_00497_45140_0314.N1	18-OCT-2010 13:53:57	Straylight	40.000	157	The1Eri	2.9060	9300.0	80	45140	No
109	GOM_NL__2PRFIN20101018_141507_000000452093_00497_45140_0315.N1	18-OCT-2010 14:15:07	Bright	44.500	105	6Bet Ari	2.6450	8900.0	89	45140	No
110	GOM_NL__2PRFIN20101018_141839_000000412093_00497_45140_0316.N1	18-OCT-2010 14:18:39	Bright	40.500	53	43Bet And	2.0480	3300.0	81	45140	No
111	GOM_NL__2PRFIN20101018_142004_000000432093_00497_45140_0317.N1	18-OCT-2010 14:20:04	Bright	43.000	173	4Bet Tri	3.0040	8900.0	86	45140	No
112	GOM_NL__2PRFIN20101018_142158_000000472093_00497_45140_0318.N1	18-OCT-2010 14:21:58	Bright	46.500	73	57Gam1And	2.2600	13100.	93	45140	No
113	GOM_NL__2PRFIN20101018_142552_000000392093_00497_45140_0319.N1	18-OCT-2010 14:25:52	Bright	39.000	110	37Del Cas	2.6780	8900.0	78	45140	No
114	GOM_NL__2PRFIN20101018_142728_000000482093_00497_45140_0320.N1	18-OCT-2010 14:27:28	Bright	47.500	35	33Alp Per	1.7950	6250.0	95	45140	No
115	GOM_NL__2PRFIN20101018_145339_000000522093_00497_45140_0321.N1	18-OCT-2010 14:53:39	Bright	52.000	166	17Eps Leo	2.9800	6000.0	104	45140	No
116	GOM_NL__2PRFIN20101018_145658_000000412093_00497_45140_0322.N1	18-OCT-2010 14:56:58	Bright	40.500	22	32Alp Leo	1.3600	15200.	81	45140	No
117	GOM_NL__2PRFIN20101018_150436_000000562093_00497_45140_0323.N1	18-OCT-2010 15:04:36	Dark	56.000	48	30Alp Hya	1.9770	4100.0	112	45140	No
118	GOM_NL__2PRFIN20101018_151353_000000542093_00497_45140_0324.N1	18-OCT-2010 15:13:53	Dark	53.500	132	15Rho Pup	2.8030	6900.0	107	45140	No
119	GOM_NL__2PRFIN20101018_151720_000000422093_00498_45141_0327.N1	18-OCT-2010 15:17:20	Dark	41.500	34	Gam2Vel	1.7930	23000.	83	45141	No
120	GOM_NL__2PRFIN20101018_152259_000000472093_00498_45141_0328.N1	18-OCT-2010 15:22:59	Dark	47.000	2	Alp Car	-0.73600	7000.0	94	45141	No
121	GOM_NL__2PRFIN20101018_153434_000000432093_00498_45141_0329.N1	18-OCT-2010 15:34:34	Straylight	42.500	157	The1Eri	2.9060	9300.0	85	45141	No
122	GOM_NL__2PRFIN20101018_155543_000000472093_00498_45141_0330.N1	18-OCT-2010 15:55:43	Bright	46.500	105	6Bet Ari	2.6450	8900.0	93	45141	No
123	GOM_NL__2PRFIN20101018_155914_000000412093_00498_45141_0331.N1	18-OCT-2010 15:59:14	Bright	40.500	53	43Bet And	2.0480	3300.0	81	45141	No
124	GOM_NL__2PRFIN20101018_160039_000000452093_00498_45141_0332.N1	18-OCT-2010 16:00:39	Bright	45.000	173	4Bet Tri	3.0040	8900.0	90	45141	No
125	GOM_NL__2PRFIN20101018_160233_000000452093_00498_45141_0333.N1	18-OCT-2010 16:02:33	Bright	44.500	73	57Gam1And	2.2600	13100.	89	45141	No
126	GOM_NL__2PRFIN20101018_160627_000000382093_00498_45141_0334.N1	18-OCT-2010 16:06:27	Bright	38.000	110	37Del Cas	2.6780	8900.0	76	45141	No
127	GOM_NL__2PRFIN20101018_160803_000000542093_00498_45141_0335.N1	18-OCT-2010 16:08:03	Bright	53.500	35	33Alp Per	1.7950	6250.0	107	45141	No
128	GOM_NL__2PRFIN20101018_163415_000000442093_00498_45141_0336.N1	18-OCT-2010 16:34:15	Bright	44.000	166	17Eps Leo	2.9800	6000.0	88	45141	No
129	GOM_NL__2PRFIN20101018_163735_000000412093_00498_45141_0337.N1	18-OCT-2010 16:37:35	Bright	40.500	22	32Alp Leo	1.3600	15200.	81	45141	No
130	GOM_NL__2PRFIN20101018_164512_000000572093_00498_45141_0338.N1	18-OCT-2010 16:45:12	Dark	57.000	48	30Alp Hya	1.9770	4100.0	114	45141	No
131	GOM_NL__2PRFIN20101018_165430_000000562093_00498_45141_0339.N1	18-OCT-2010 16:54:30	Dark	55.500	132	15Rho Pup	2.8030	6900.0	111	45141	No
132	GOM_NL__2PRFIN20101018_165757_000000522093_00499_45142_0341.N1	18-OCT-2010 16:57:57	Dark	51.500	34	Gam2Vel	1.7930	23000.	103	45142	No
133	GOM_NL__2PRFIN20101018_170336_000000502093_00499_45142_0342.N1	18-OCT-2010 17:03:36	Dark	50.000	2	Alp Car	-0.73600	7000.0	100	45142	No
134	GOM_NL__2PRFIN20101018_171510_000000432093_00499_45142_0343.N1	18-OCT-2010 17:15:10	Straylight	42.500	157	The1Eri	2.9060	9300.0	85	45142	No
135	GOM_NL__2PRFIN20101018_173618_000000452093_00499_45142_0344.N1	18-OCT-2010 17:36:18	Bright	44.500	105	6Bet Ari	2.6450	8900.0	89	45142	No
136	GOM_NL__2PRFIN20101018_173950_000000382093_00499_45142_0345.N1	18-OCT-2010 17:39:50	Bright	38.000	53	43Bet And	2.0480	3300.0	76	45142	No
137	GOM_NL__2PRFIN20101018_174114_000000462093_00499_45142_0346.N1	18-OCT-2010 17:41:14	Bright	45.500	173	4Bet Tri	3.0040	8900.0	91	45142	No
138	GOM_NL__2PRFIN20101018_174309_000000472093_00499_45142_0347.N1	18-OCT-2010 17:43:09	Bright	46.500	73	57Gam1And	2.2600	13100.	93	45142	No
139	GOM_NL__2PRFIN20101018_174703_000000362093_00499_45142_0348.N1	18-OCT-2010 17:47:03	Bright	36.000	110	37Del Cas	2.6780	8900.0	72	45142	No
140	GOM_NL__2PRFIN20101018_174839_000000532093_00499_45142_0349.N1	18-OCT-2010 17:48:39	Bright	52.500	35	33Alp Per	1.7950	6250.0	105	45142	No
141	GOM_NL__2PRFIN20101018_181451_000000432093_00499_45142_0350.N1	18-OCT-2010 18:14:51	Bright	43.000	166	17Eps Leo	2.9800	6000.0	86	45142	No
142	GOM_NL__2PRFIN20101018_181811_000000402093_00499_45142_0351.N1	18-OCT-2010 18:18:11	Bright	40.000	22	32Alp Leo	1.3600	15200.	80	45142	No
143	GOM_NL__2PRFIN20101018_182549_000000492093_00499_45142_0352.N1	18-OCT-2010 18:25:49	Dark	49.000	48	30Alp Hya	1.9770	4100.0	98	45142	No
144	GOM_NL__2PRFIN20101018_183507_000000562093_00499_45142_0353.N1	18-OCT-2010 18:35:07	Dark	55.500	132	15Rho Pup	2.8030	6900.0	111	45142	No
145	GOM_NL__2PRFIN20101018_183833_000000422093_00500_45143_0354.N1	18-OCT-2010 18:38:33	Dark	42.000	34	Gam2Vel	1.7930	23000.	84	45143	No
146	GOM_NL__2PRFIN20101018_184412_000000602093_00500_45143_0355.N1	18-OCT-2010 18:44:12	Dark	59.500	2	Alp Car	-0.73600	7000.0	119	45143	No
147	GOM_NL__2PRFIN20101018_185547_000000432093_00500_45143_0356.N1	18-OCT-2010 18:55:47	Straylight	42.500	157	The1Eri	2.9060	9300.0	85	45143	No
148	GOM_NL__2PRFIN20101018_191654_000000462093_00500_45143_0357.N1	18-OCT-2010 19:16:54	Bright	45.500	105	6Bet Ari	2.6450	8900.0	91	45143	No
149	GOM_NL__2PRFIN20101018_192026_000000402093_00500_45143_0358.N1	18-OCT-2010 19:20:26	Bright	39.500	53	43Bet And	2.0480	3300.0	79	45143	No
150	GOM_NL__2PRFIN20101018_192149_000000462093_00500_45143_0359.N1	18-OCT-2010 19:21:49	Bright	45.500	173	4Bet Tri	3.0040	8900.0	91	45143	No
151	GOM_NL__2PRFIN20101018_192344_000000422093_00500_45143_0360.N1	18-OCT-2010 19:23:44	Bright	41.500	73	57Gam1And	2.2600	13100.	83	45143	No
152	GOM_NL__2PRFIN20101018_192739_000000392093_00500_45143_0361.N1	18-OCT-2010 19:27:39	Bright	39.000	110	37Del Cas	2.6780	8900.0	78	45143	No
153	GOM_NL__2PRFIN20101018_192914_000000512093_00500_45143_0362.N1	18-OCT-2010 19:29:14	Bright	51.000	35	33Alp Per	1.7950	6250.0	102	45143	No
154	GOM_NL__2PRFIN20101018_195527_000000412093_00500_45143_0363.N1	18-OCT-2010 19:55:27	Bright	40.500	166	17Eps Leo	2.9800	6000.0	81	45143	No
155	GOM_NL__2PRFIN20101018_195847_000000422093_00500_45143_0364.N1	18-OCT-2010 19:58:47	Bright	42.000	22	32Alp Leo	1.3600	15200.	84	45143	No
156	GOM_NL__2PRFIN20101018_200626_000000612093_00500_45143_0365.N1	18-OCT-2010 20:06:26	Dark	60.500	48	30Alp Hya	1.9770	4100.0	121	45143	No
157	GOM_NL__2PRFIN20101018_201545_000000542093_00500_45143_0366.N1	18-OCT-2010 20:15:45	Dark	54.000	132	15Rho Pup	2.8030	6900.0	108	45143	No
158	GOM_NL__2PRFIN20101018_201910_000000472093_00501_45144_0368.N1	18-OCT-2010 20:19:10	Dark	47.000	34	Gam2Vel	1.7930	23000.	94	45144	No
159	GOM_NL__2PRFIN20101018_202449_000000512093_00501_45144_0369.N1	18-OCT-2010 20:24:49	Dark	51.000	2	Alp Car	-0.73600	7000.0	102	45144	No
160	GOM_NL__2PRFIN20101018_203623_000000462093_00501_45144_0370.N1	18-OCT-2010 20:36:23	Straylight	45.500	157	The1Eri	2.9060	9300.0	91	45144	No

161	GOM_NL__2PRFIN20101018_205729_000000452093_00501_45144_0371.N1	18-OCT-2010 20:57:29	Bright	45.000	105	6Bet Ari	2.6450	8900.0	90	45144	No
162	GOM_NL__2PRFIN20101018_210101_000000422093_00501_45144_0372.N1	18-OCT-2010 21:01:01	Bright	41.500	53	43Bet And	2.0480	3300.0	83	45144	No
163	GOM_NL__2PRFIN20101018_210225_000000462093_00501_45144_0373.N1	18-OCT-2010 21:02:25	Bright	45.500	173	4Bet Tri	3.0040	8900.0	91	45144	No
164	GOM_NL__2PRFIN20101018_210419_000000452093_00501_45144_0374.N1	18-OCT-2010 21:04:19	Bright	45.000	73	57Gam1And	2.2600	13100.	90	45144	No
165	GOM_NL__2PRFIN20101018_210814_000000392093_00501_45144_0375.N1	18-OCT-2010 21:08:14	Bright	39.000	110	37Del Cas	2.6780	8900.0	78	45144	No
166	GOM_NL__2PRFIN20101018_210949_000000492093_00501_45144_0376.N1	18-OCT-2010 21:09:49	Bright	49.000	35	33Alp Per	1.7950	6250.0	98	45144	No
167	GOM_NL__2PRFIN20101018_213603_000000442093_00501_45144_0377.N1	18-OCT-2010 21:36:03	Bright	44.000	166	17Eps Leo	2.9800	6000.0	88	45144	No
168	GOM_NL__2PRFIN20101018_213923_000000422093_00501_45144_0378.N1	18-OCT-2010 21:39:23	Bright	41.500	22	32Alp Leo	1.3600	15200.	83	45144	No
169	GOM_NL__2PRFIN20101018_214702_000000562093_00501_45144_0379.N1	18-OCT-2010 21:47:02	Dark	55.500	48	30Alp Hya	1.9770	4100.0	111	45144	No
170	GOM_NL__2PRFIN20101018_215622_000000552093_00501_45144_0380.N1	18-OCT-2010 21:56:22	Dark	55.000	132	15Rho Pup	2.8030	6900.0	110	45144	No
171	GOM_NL__2PRFIN20101018_215947_000000452094_00001_45145_0377.N1	18-OCT-2010 21:59:47	Dark	44.500	34	Gam2Vel	1.7930	23000.	89	45145	No
172	GOM_NL__2PRFIN20101018_220526_000000462094_00001_45145_0378.N1	18-OCT-2010 22:05:26	Dark	45.500	2	Alp Car	-0.73600	7000.0	91	45145	No
173	GOM_NL__2PRFIN20101018_221659_000000452094_00001_45145_0379.N1	18-OCT-2010 22:16:59	Straylight	44.500	157	The1Eri	2.9060	9300.0	89	45145	No
174	GOM_NL__2PRFIN20101018_223805_000000432094_00001_45145_0380.N1	18-OCT-2010 22:38:05	Bright	42.500	105	6Bet Ari	2.6450	8900.0	85	45145	No
175	GOM_NL__2PRFIN20101018_224137_000000402094_00001_45145_0381.N1	18-OCT-2010 22:41:37	Bright	40.000	53	43Bet And	2.0480	3300.0	80	45145	No
176	GOM_NL__2PRFIN20101018_224300_000000452094_00001_45145_0382.N1	18-OCT-2010 22:43:00	Bright	45.000	173	4Bet Tri	3.0040	8900.0	90	45145	No
177	GOM_NL__2PRFIN20101018_224455_000000422094_00001_45145_0383.N1	18-OCT-2010 22:44:55	Bright	42.000	73	57Gam1And	2.2600	13100.	84	45145	No
178	GOM_NL__2PRFIN20101018_224850_000000392094_00001_45145_0384.N1	18-OCT-2010 22:48:50	Bright	38.500	110	37Del Cas	2.6780	8900.0	77	45145	No
179	GOM_NL__2PRFIN20101018_225024_000000512094_00001_45145_0385.N1	18-OCT-2010 22:50:24	Bright	51.000	35	33Alp Per	1.7950	6250.0	102	45145	No
180	GOM_NL__2PRFIN20101018_231640_000000452094_00001_45145_0386.N1	18-OCT-2010 23:16:40	Bright	44.500	166	17Eps Leo	2.9800	6000.0	89	45145	No
181	GOM_NL__2PRFIN20101018_232000_000000422094_00001_45145_0387.N1	18-OCT-2010 23:20:00	Bright	42.000	22	32Alp Leo	1.3600	15200.	84	45145	No
182	GOM_NL__2PRFIN20101018_232739_000000562094_00001_45145_0388.N1	18-OCT-2010 23:27:39	Dark	55.500	48	30Alp Hya	1.9770	4100.0	111	45145	No
183	GOM_NL__2PRFIN20101018_233659_000000562094_00001_45145_0389.N1	18-OCT-2010 23:36:59	Dark	55.500	132	15Rho Pup	2.8030	6900.0	111	45145	No
184	GOM_NL__2PRFIN20101018_234023_000000432094_00002_45146_0387.N1	18-OCT-2010 23:40:23	Dark	43.000	34	Gam2Vel	1.7930	23000.	86	45146	No
185	GOM_NL__2PRFIN20101018_234602_000000462094_00002_45146_0388.N1	18-OCT-2010 23:46:02	Dark	46.000	2	Alp Car	-0.73600	7000.0	92	45146	No
186	GOM_NL__2PRFIN20101018_235736_000000432094_00002_45146_0389.N1	18-OCT-2010 23:57:36	Straylight	43.000	157	The1Eri	2.9060	9300.0	86	45146	No

3. Quality information per product

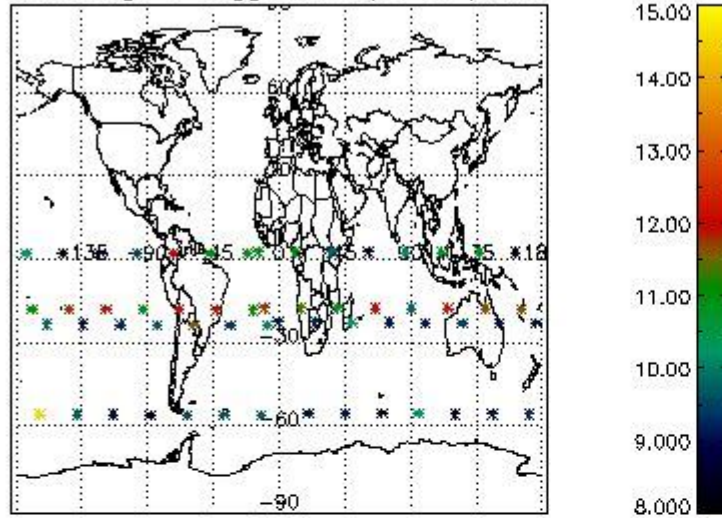
In this section it is plotted some information contained in the Quality Summary data set of the level 2 products. Only products in dark limb conditions and without errors (error flag in the MPH set to "0") are used.

3.1 Plot quality information per product (time dependant)

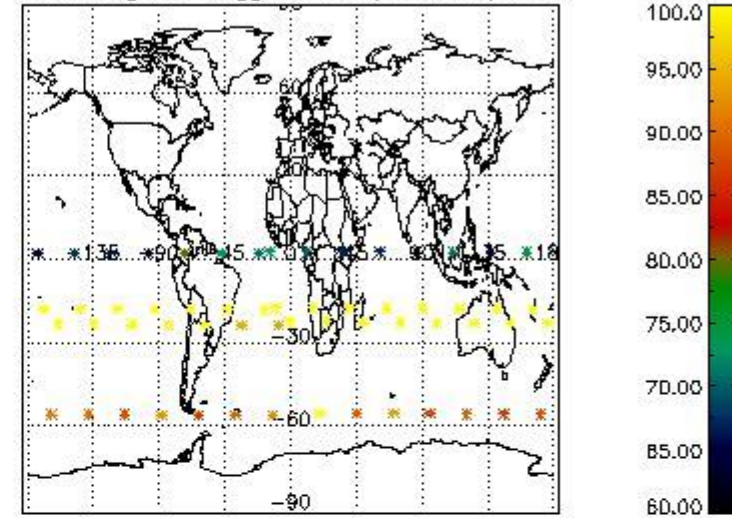


3.2 Plot quality information per product (world map)

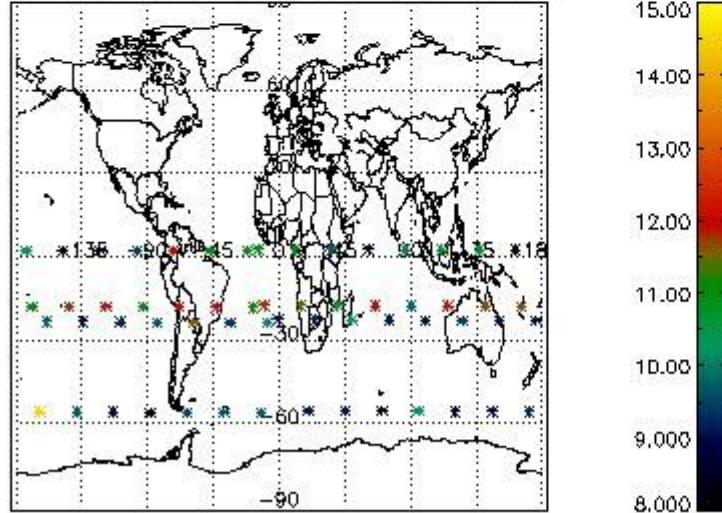
Percentage of flagged data per O3 profile



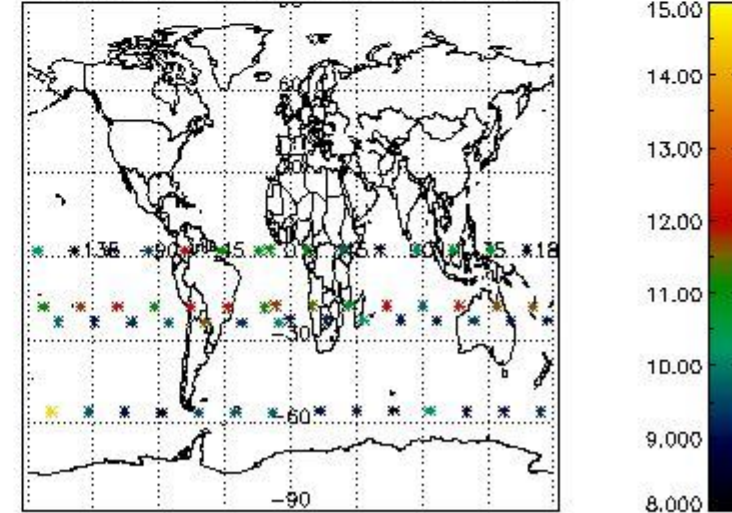
Percentage of flagged data per H2O profile



Percentage of flagged data per NO2 profile



Percentage of flagged data per NO3 profile

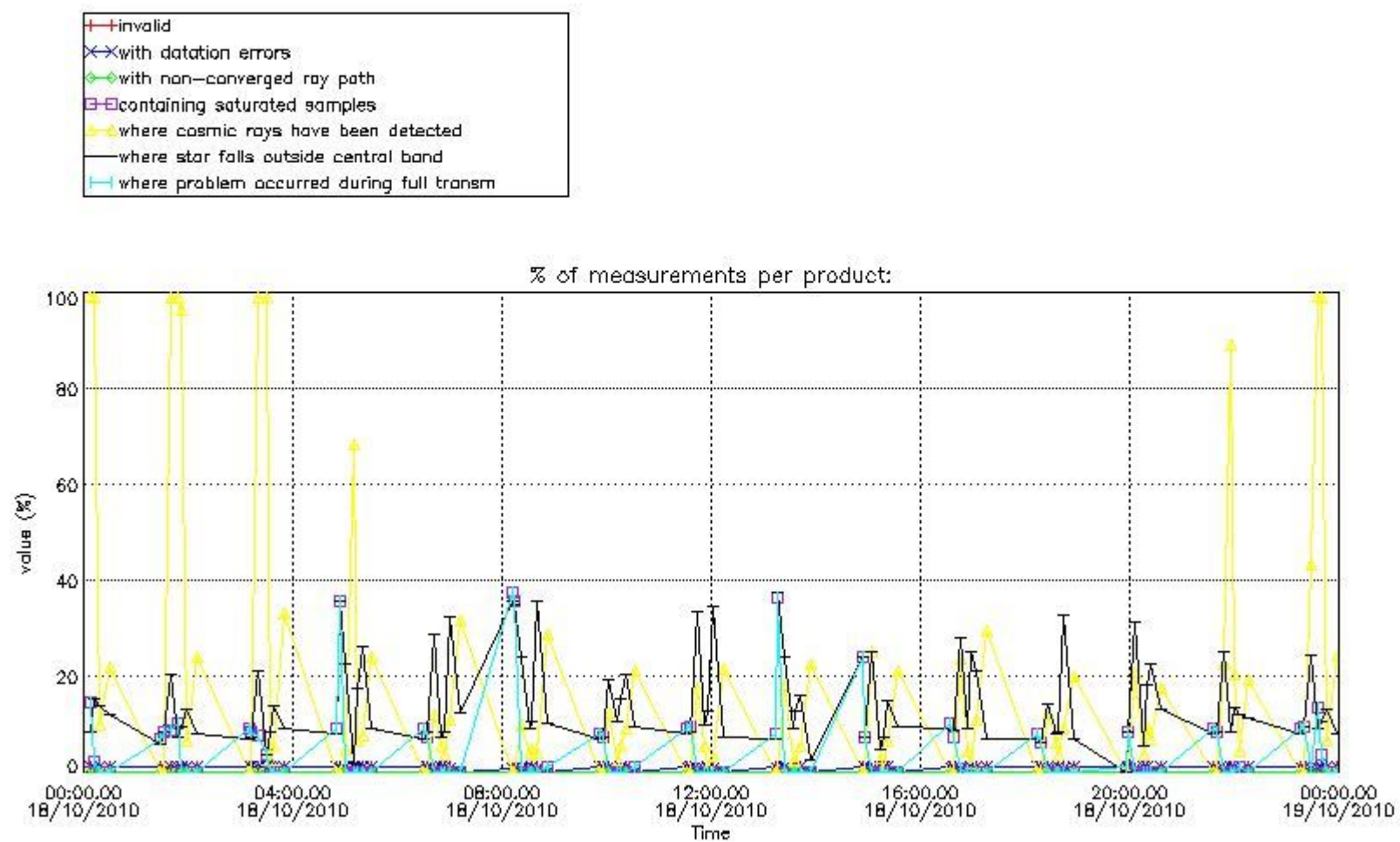


4. Level 1 quality information per product

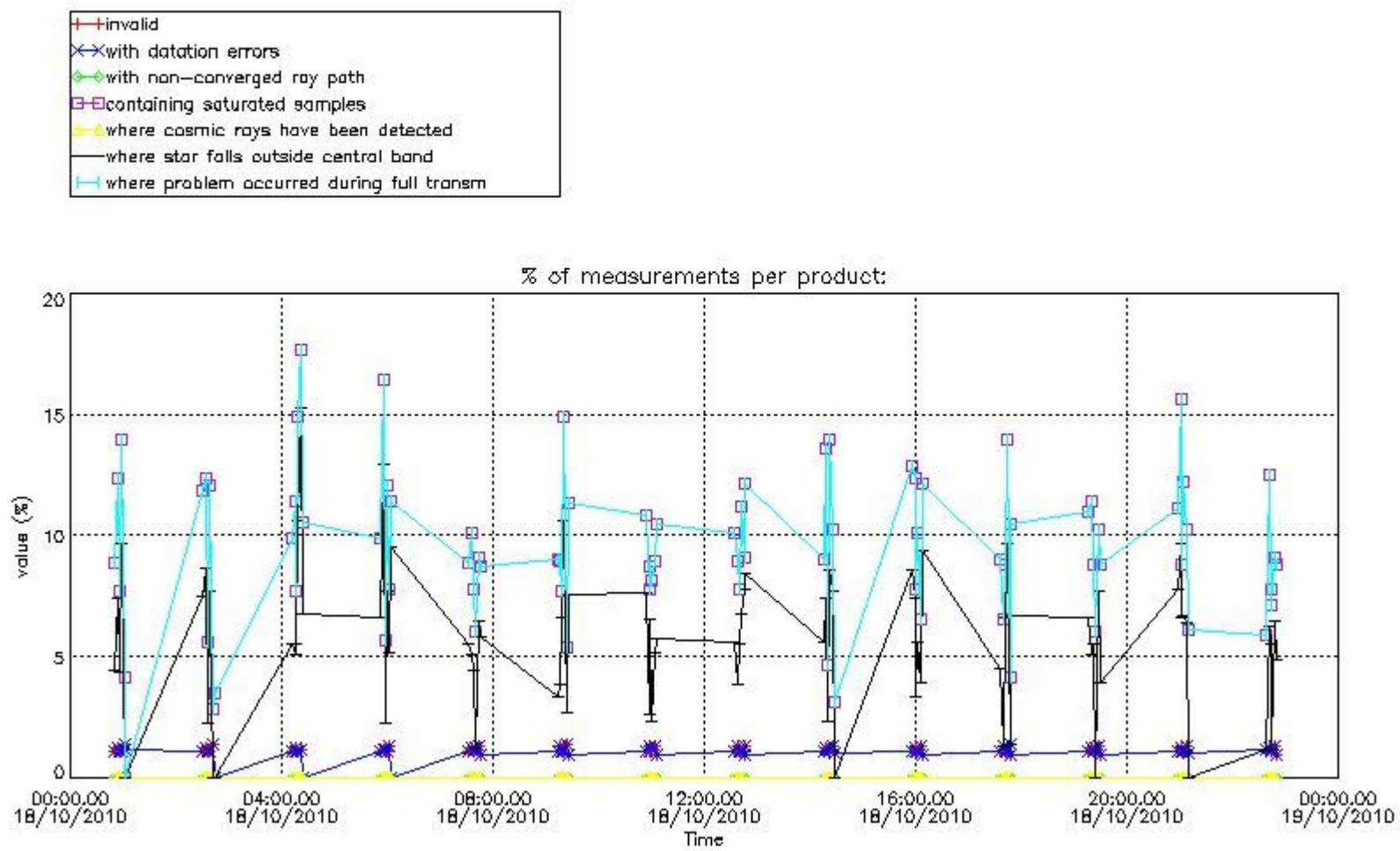
In this section it is plotted some information contained in the Quality Summary data set of the level 2 products that comes from the level 1b processing. Products without errors (error flag in the MPH set to "0") are used.

4.1 Plot quality information per product (time dependant) coming from level 1b processing

4.1.1 Plot level 1 quality information per product (time dependant): ENVISAT ASCENDING passes



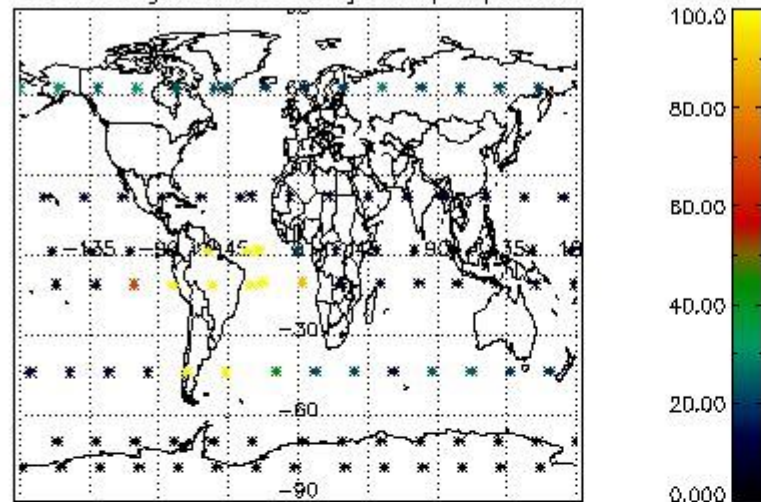
4.1.2 Plot level 1 quality information per product (time dependant): ENVI SAT DESCENDING passes



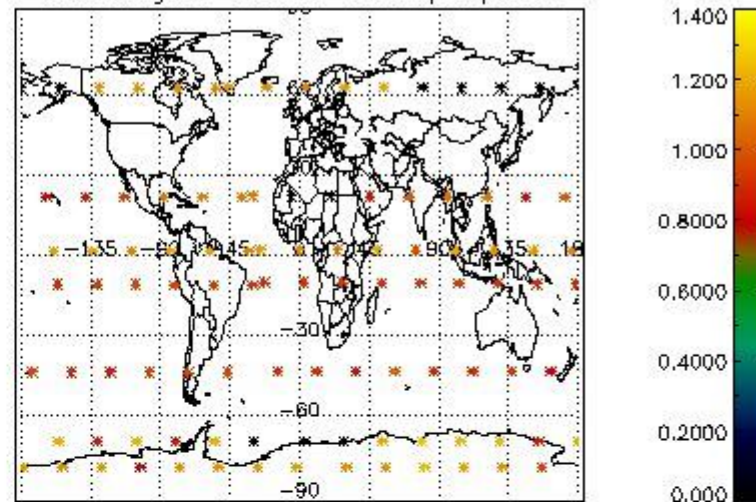
4.2 Plot quality information per product coming from level 1b processing (world map)

4.2.1 Plot level 1 quality information per product (world map): ENVISAT ASCENDING passes

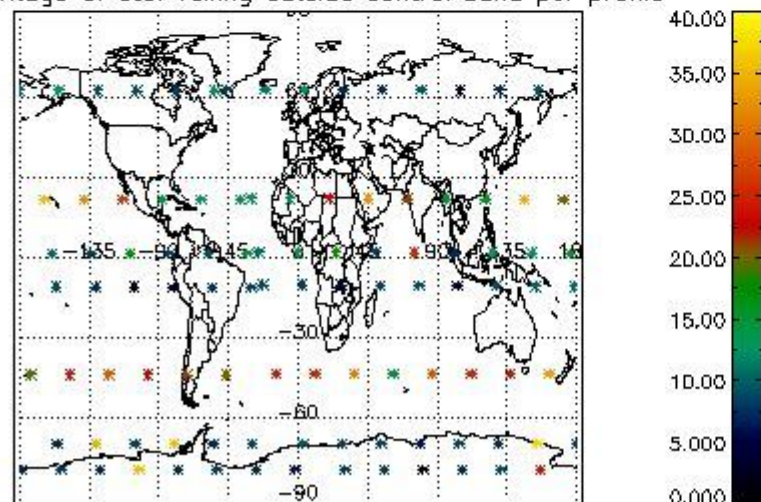
Percentage of cosmic ray hits per profile



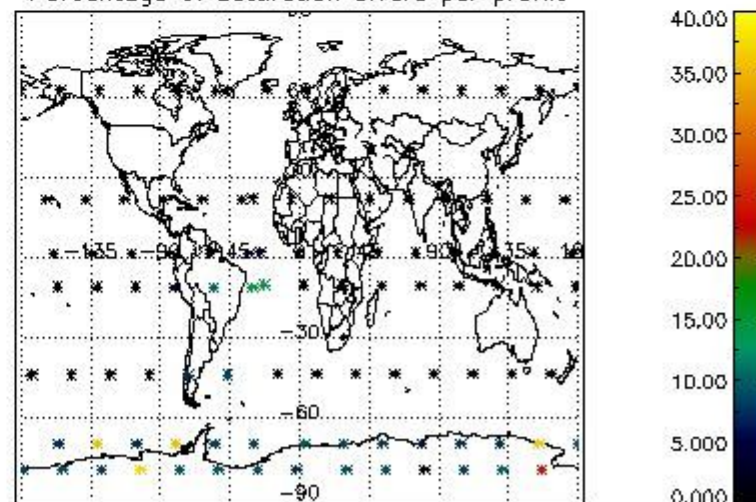
Percentage of datation errors per profile



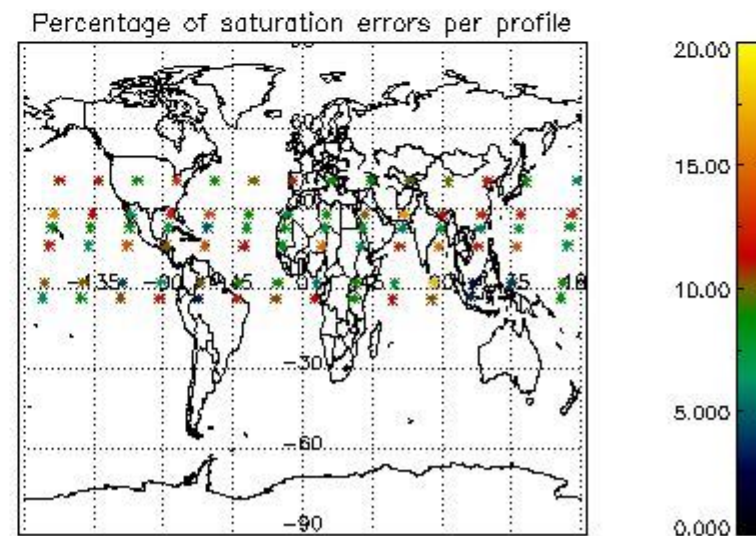
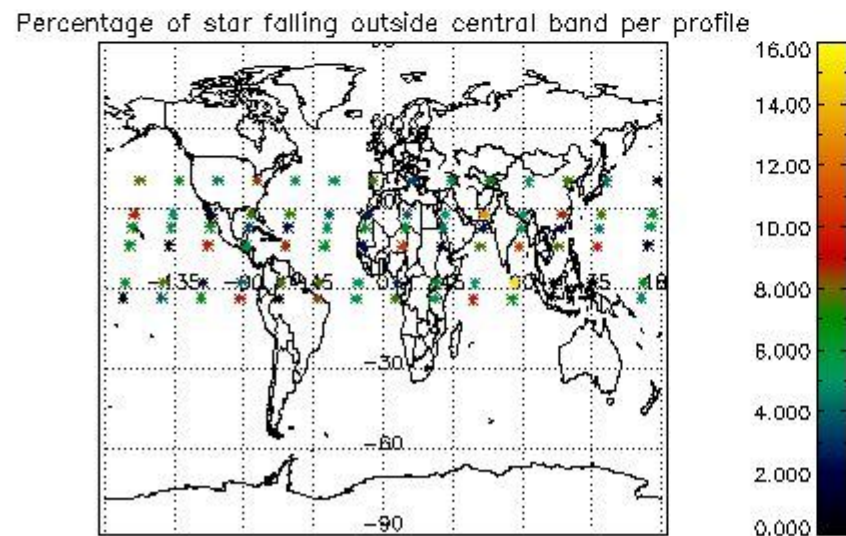
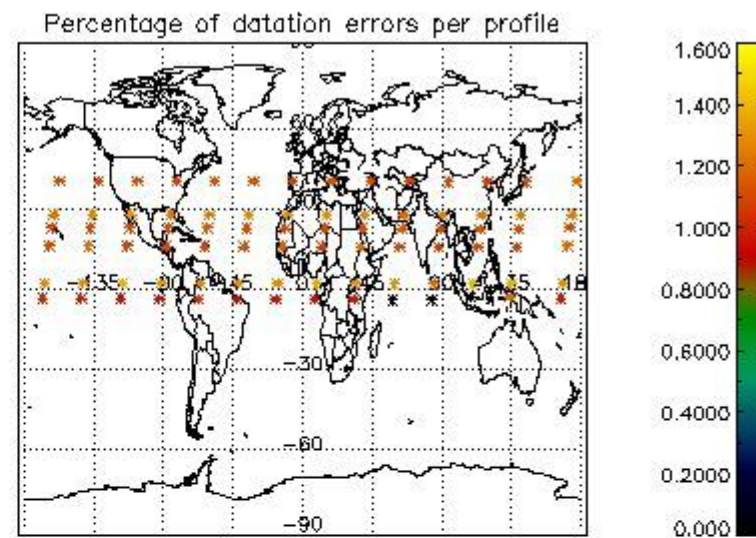
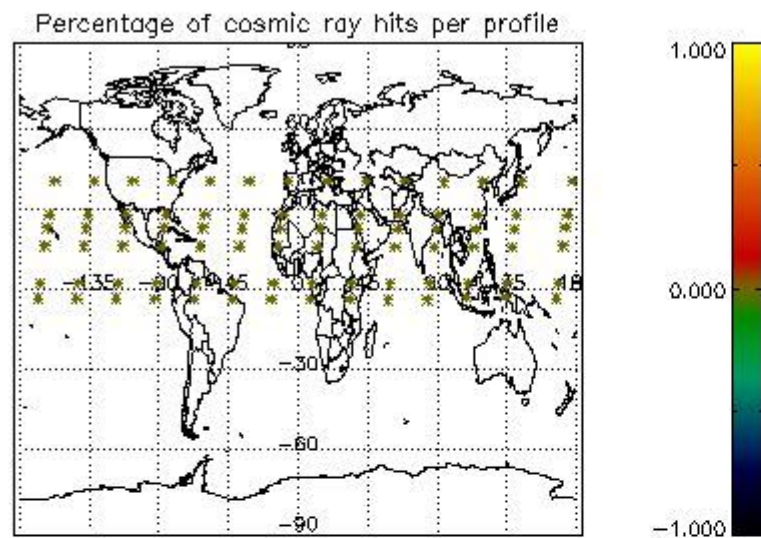
Percentage of star falling outside central band per profile



Percentage of saturation errors per profile



4.2.2 Plot level 1 quality information per product (world map): ENVISAT DESCENDING passes



5. Trace gas profiles

5.1 Ozone statistics based on quality of products

The final quality of the products can be "measured" using the STD (Standard Deviation) attached to every point profile. This information is written to the parameter GOM_NL__2P/NL_LOCAL_SPECIES_DENSITY/o3_std of the level 2 products. The table below shows the statistics for given STD ranges.

The statistics are given with respect to the overall valid production:

- Products without fatal errors: GOM_NL__2P/MPH/PRODUCT_ERR=0
- Valid point profile: GOM_NL__2P/NL_LOCAL_SPECIES_DENSITY/pcd(0)=0

The 'Criteria' is applied to valid points of dark limb products:

- Products in dark limb illumination condition: GOM_NL__2P/NL_SUMMARY_QUALITY/obs_ill_cond=0
- Products without fatal errors: GOM_NL__2P/MPH/PRODUCT_ERR=0
- Valid point profile: GOM_NL__2P/NL_LOCAL_SPECIES_DENSITY/pcd(0)=0

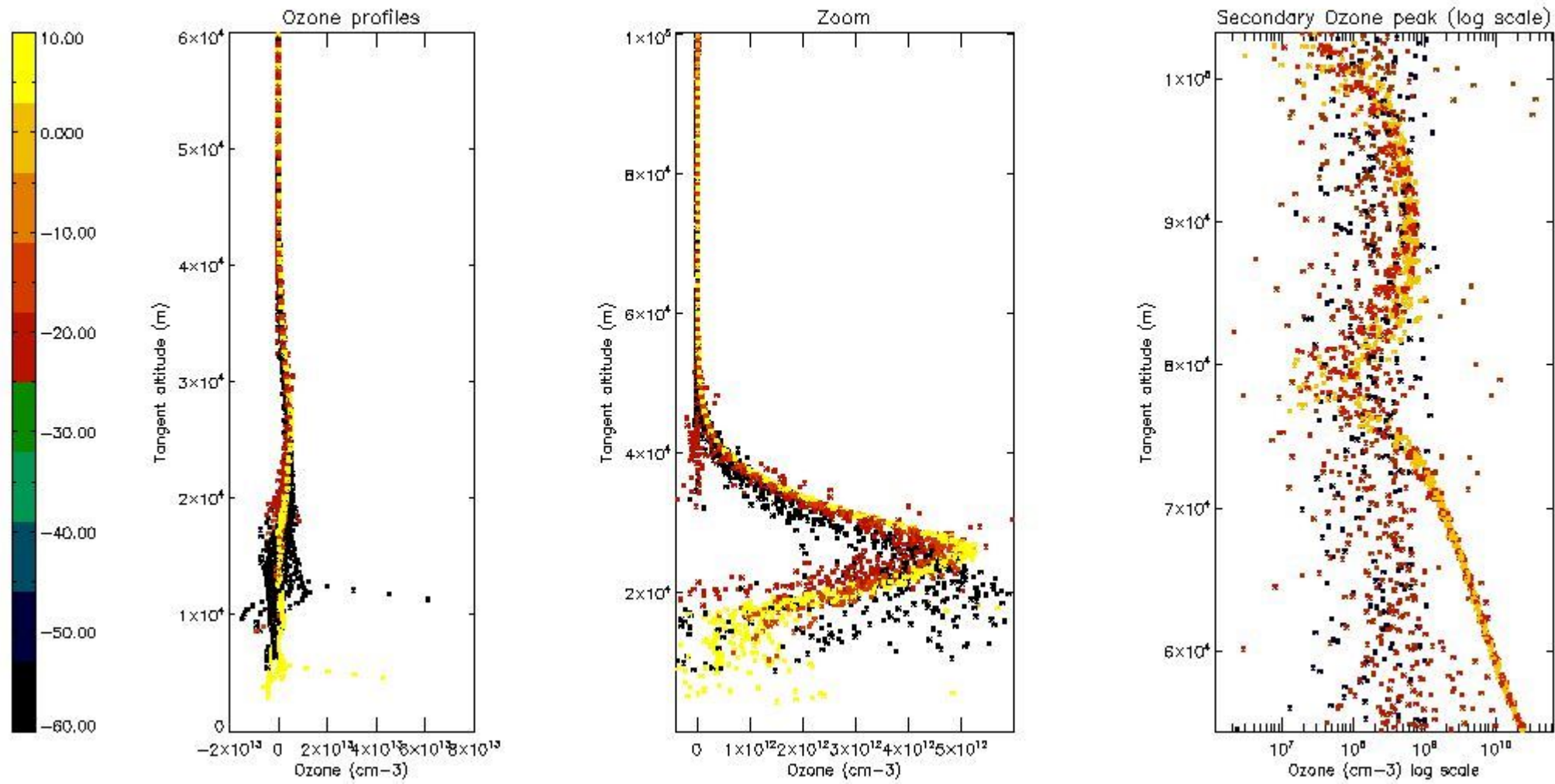
So, the table below shows the percentage of dark limb and valid observations for each criteria with respect to the overall valid daily observations.

Criteria	% of total production
All STD	36
STD < 20	18

STD < 10	14
STD < 5	9

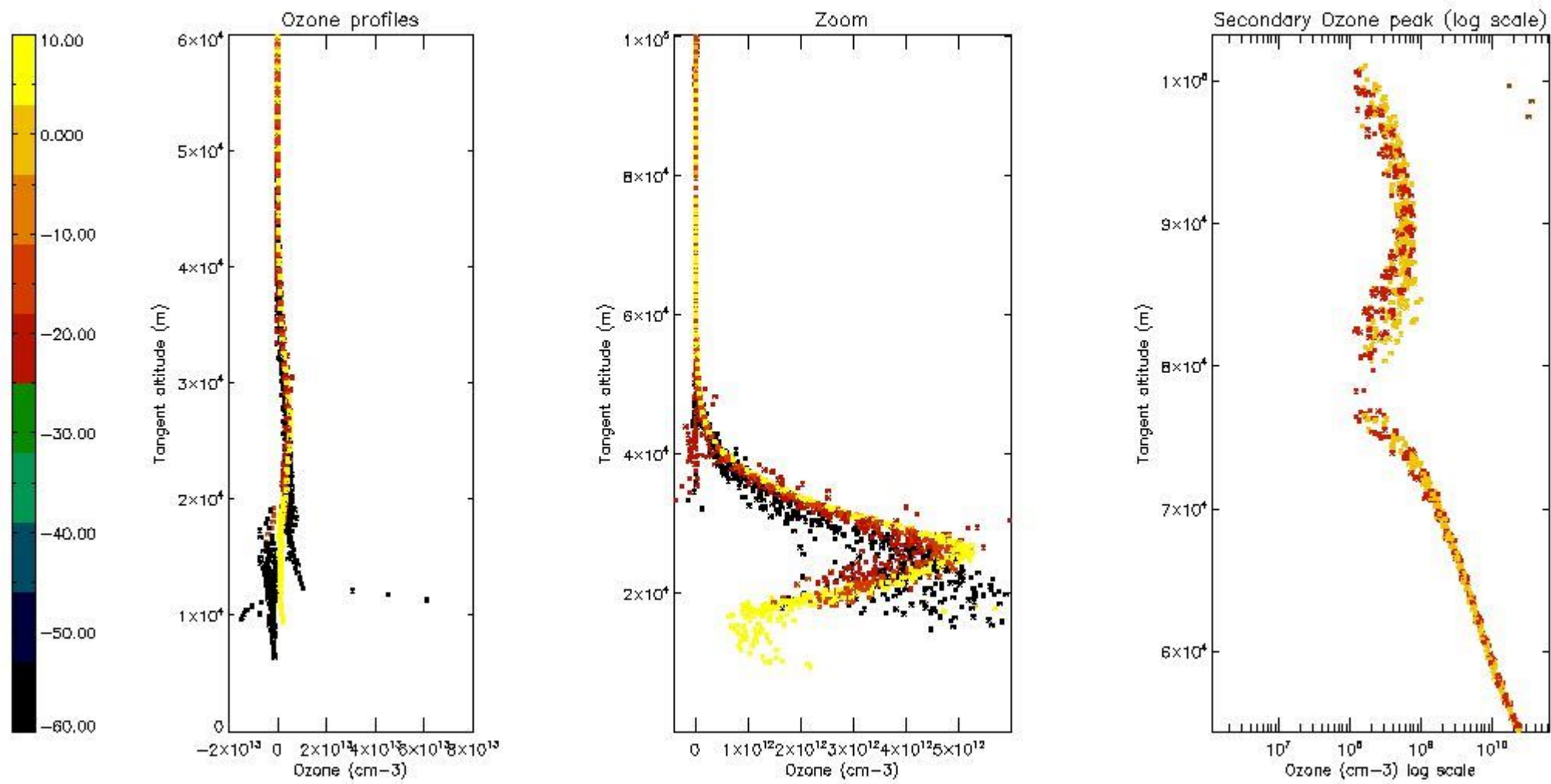
5.2 Plot ozone profiles for all STD (dark without errors)

The colorbar represents the latitude.



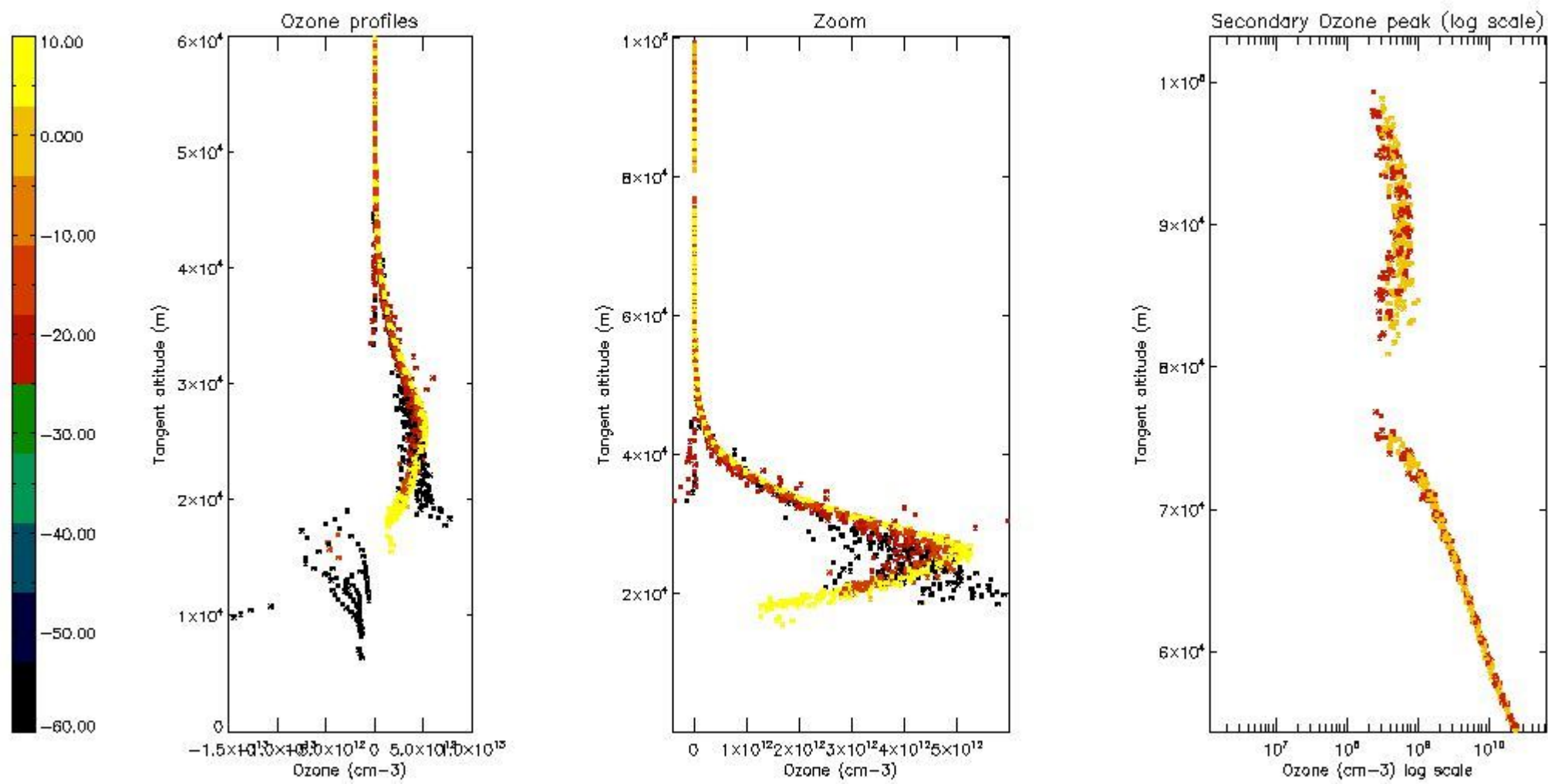
5.3 Plot ozone profiles where STD < 20% (dark without errors)

The colorbar represents the latitude.



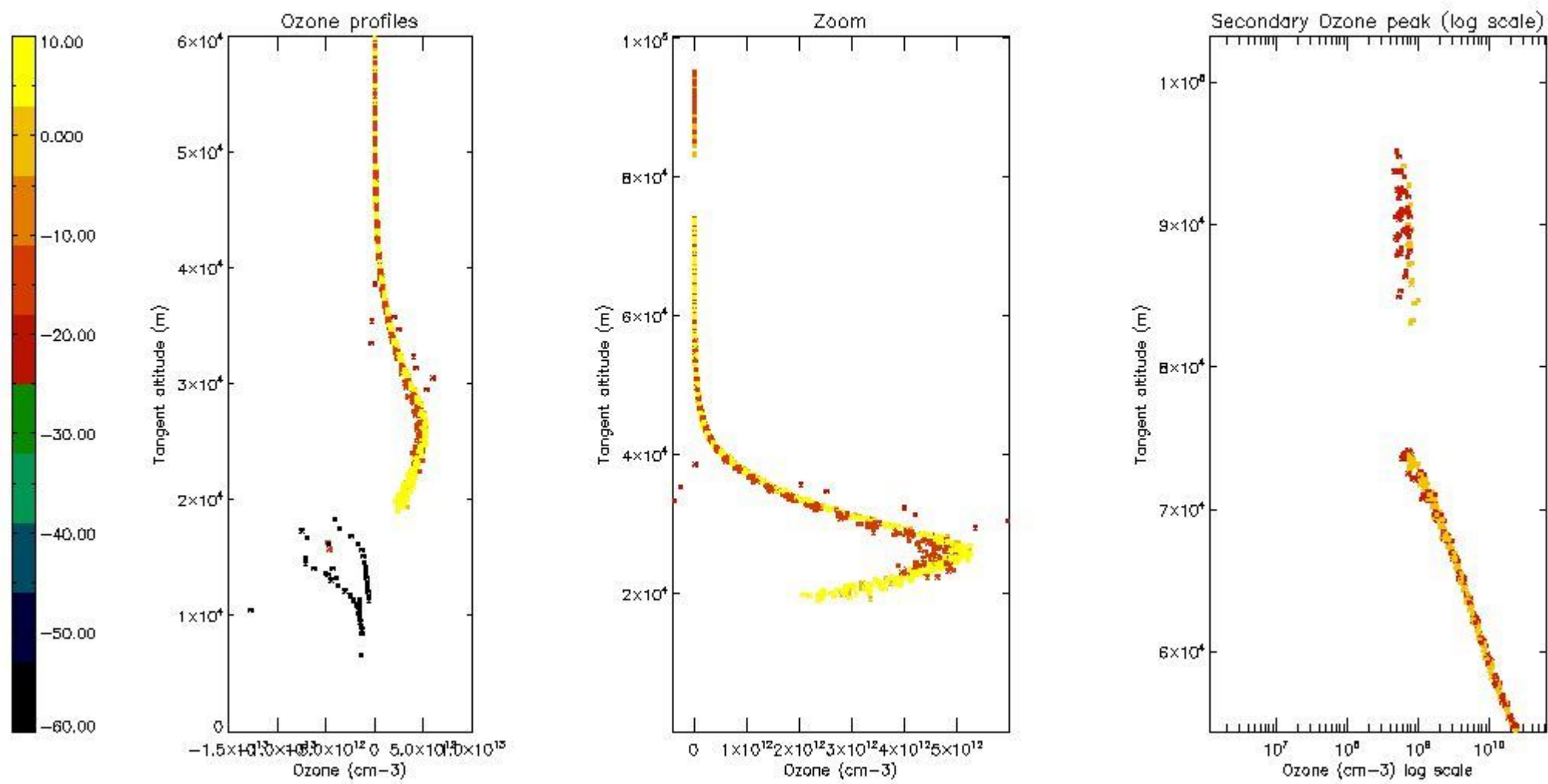
5.4 Plot ozone profiles where $STD < 10\%$ (dark without errors)

The colorbar represents the latitude.



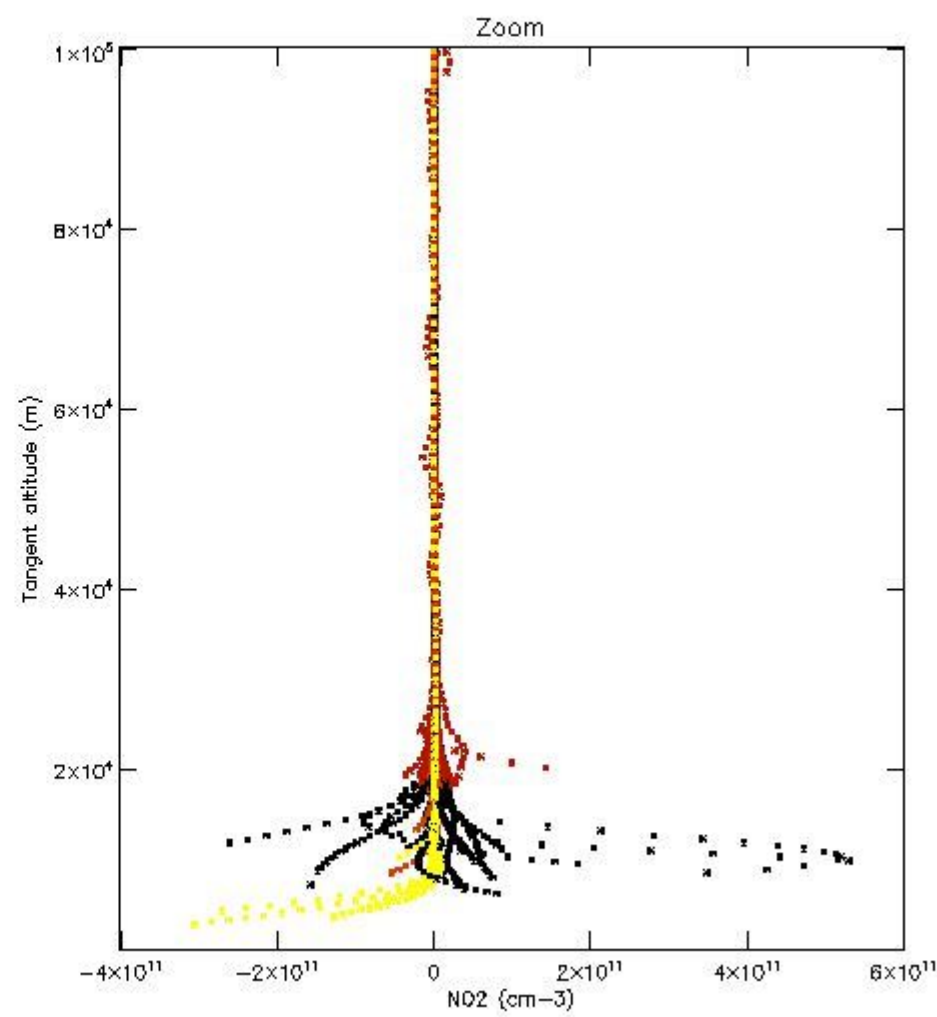
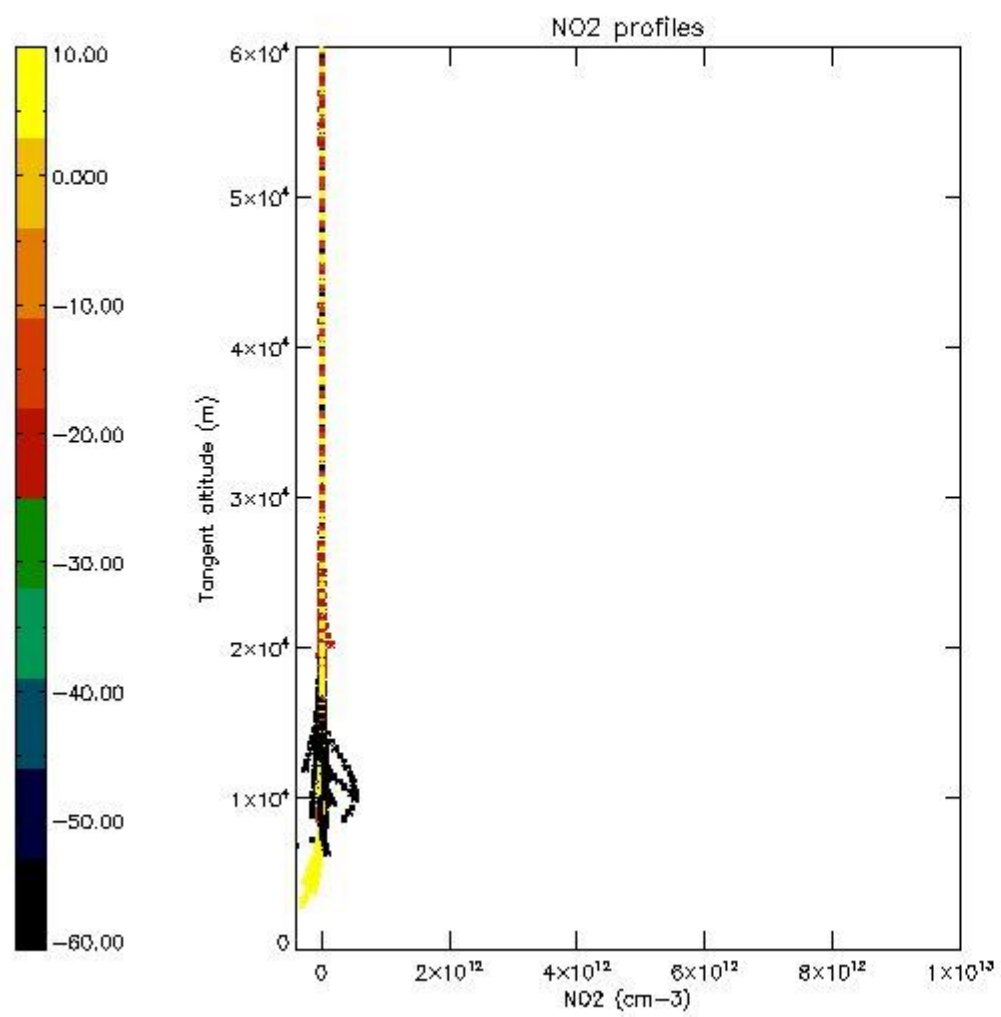
5.5 Plot ozone profiles where STD < 5% (dark without errors)

The colorbar represents the latitude.



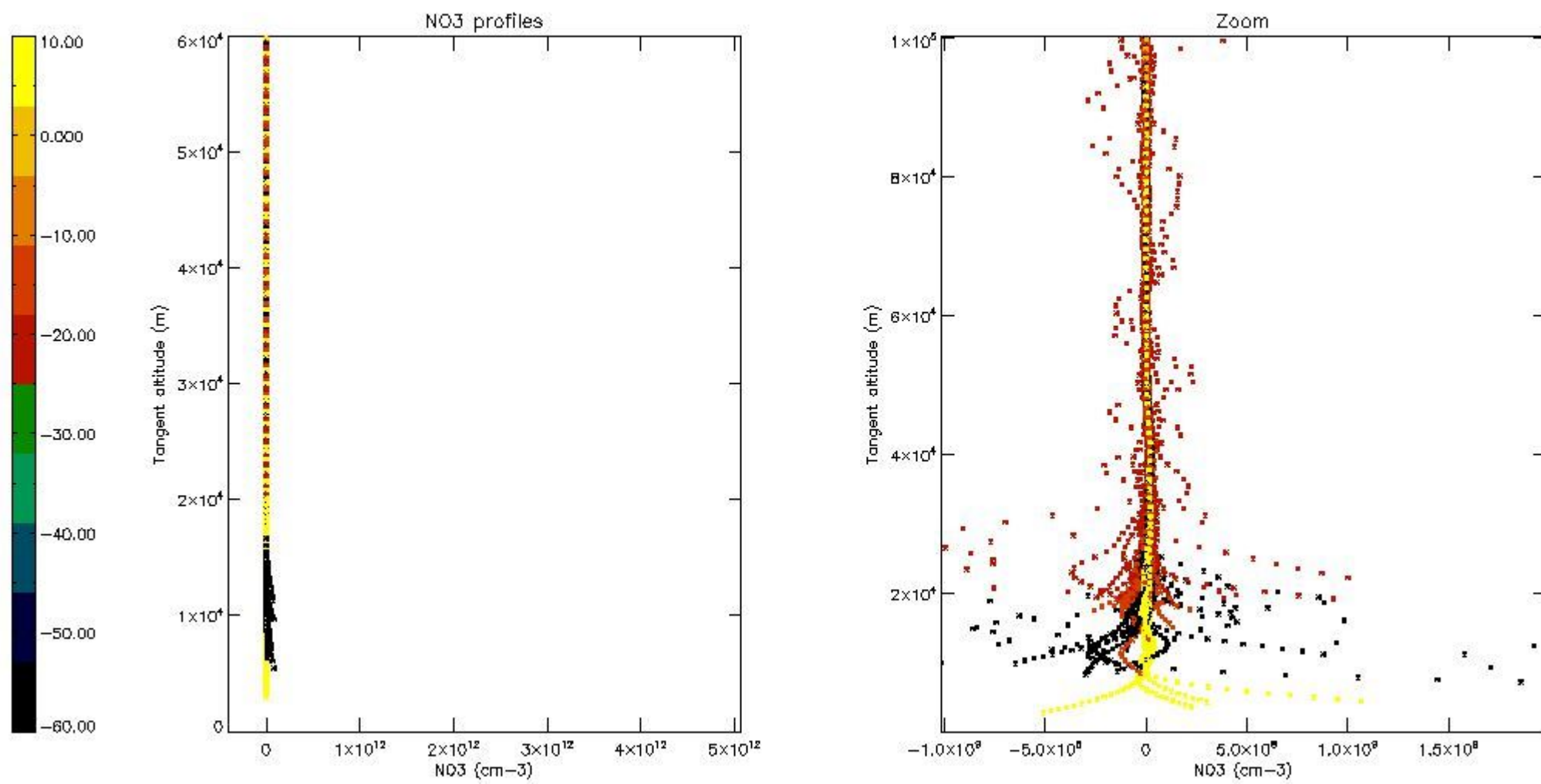
5.6 Plot NO₂ profiles for all STD (dark without errors)

The colorbar represents the latitude.



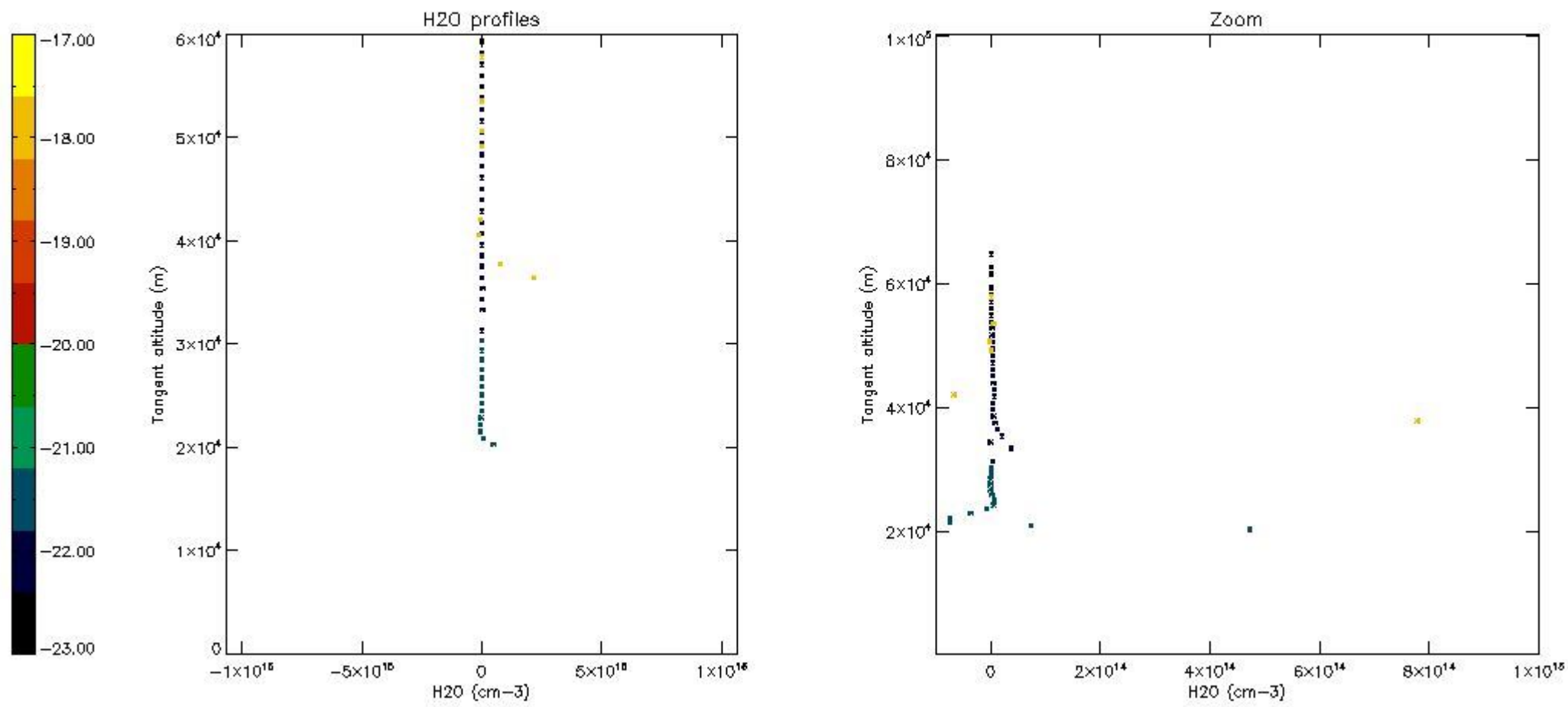
5.7 Plot NO3 profiles for all STD (dark without errors)

The colorbar represents the latitude.



5.8 Plot H₂O profiles for all STD (only for occultations of stars 1,2,3,4,13,14,16,26,63 dark without errors)

The colorbar represents the latitude.



6. Auxiliary Data Files used for the production reported in section 2

The number reported in the third column indicates since which file (see list in section 2) the corresponding auxiliary file has been used. The fourth column is the date of those product files.

Type	Auxiliary Filename	Used since product	Used since product date
INST_PHYS_CHARACTERISTICS	GOM_INS_AXVIEC20091111_143220_20030716_120000_20500101_000000	1	18-OCT-2010 00:08:17
LEVEL-2_PROC_CONFIG	GOM_PR2_AXVIEC20091111_152718_20020301_000000_20500101_000000	1	18-OCT-2010 00:08:17
CROSS_SECTIONS_FILE	GOM_CRS_AXVIEC20091111_154832_20020301_000000_20500101_000000	1	18-OCT-2010 00:08:17

GOMOS Level 2 Daily Report

SUMMARY

[1. General Info](#)

[2. Summary of processed GOM_NL_2P products](#)

[3. Level 2 Quality information per product](#)

[3.1 Plot of level 2 quality information per product \(time dependant\)](#)

[3.2 Plot of level 2 quality information per product \(world map\)](#)

[4. Level 1 Quality information per product \(stored on level 2 products\)](#)

[4.1 Plot of level 1 quality information per product \(time dependant\)](#)

[4.1.1 Plot of level 1 quality information per product \(time dependant\): ASCENDING](#)

[4.1.2 Plot of level 1 quality information per product \(time dependant\): DESCENDING](#)

[4.2 Plot of level 1 quality information per product \(world map\)](#)

[4.2.1 Plot of level 1 quality information per product \(world map\): ASCENDING](#)

[4.2.2 Plot of level 1 quality information per product \(world map\): DESCENDING](#)

[5. Ozone profiles based on quality statistics and other trace gas profiles](#)

[5.1 Ozone statistics based on quality of products](#)

[5.2 Plot ozone profiles for all STD \(dark without errors\)](#)

[5.3 Plot ozone profiles where STD < 20% \(dark without errors\)](#)

[5.4. Plot ozone profiles where STD < 10% \(dark without errors\)](#)

[5.5. Plot ozone profiles where STD < 5% \(dark without errors\)](#)

[5.6 Plot NO2 profiles for all STD \(dark without errors\)](#)

[5.7 Plot NO3 profiles for all STD \(dark without errors\)](#)

[5.8 Plot H2O profiles \(only for occultations of stars 1,2,3,4,13,14,16,26,63 dark without errors\) for all STD](#)

[6. Auxiliary Data Files used for the production reported in section 2](#)

This report presents the daily analysis on parameters extracted from GOMOS level 2 data (GOM_NL__2P). It is intended to monitor some important parameters that will impact the quality of these products. A list of level 2 products (and content) that have arrived during the reporting day to the PCF is also given.

Item	Value
Time of report generation	29APR2013 16:03:15
Data source version	GOMOS/6.01
Start time of products	18-10-2010 (18OCT2010 00:00:00)
Stop time of products	19-10-2010 (19OCT2010 00:00:00)
Store outputs in DB	Yes
Nb of level 2 prods	186
Nb of prods with errors	0

2. Summary of processed GOM_NL__2P products.

Nr	Filename	UTC Start time	Limb	Duration	Star Id	Star Name	Star Mag	Star Temp	Nb Meas	Orbit	Prod. error
1	GOM_NL__2PRFIN20101018_000817_000000552093_00488_45131_0196.N1	18-OCT-2010 00:08:17	Dark	55.000	132	15Rho Pup	2.8030	6900.0	110	45131	No
2	GOM_NL__2PRFIN20101018_001150_000000462093_00489_45132_0194.N1	18-OCT-2010 00:11:50	Dark	45.500	34	Gam2Vel	1.7930	23000.	91	45132	No
3	GOM_NL__2PRFIN20101018_001728_000000472093_00489_45132_0195.N1	18-OCT-2010 00:17:28	Dark	46.500	2	Alp Car	-0.73600	7000.0	93	45132	No
4	GOM_NL__2PRFIN20101018_002906_000000462093_00489_45132_0196.N1	18-OCT-2010 00:29:06	Straylight	45.500	157	The1Eri	2.9060	9300.0	91	45132	No
5	GOM_NL__2PRFIN20101018_005023_000000452093_00489_45132_0197.N1	18-OCT-2010 00:50:23	Bright	45.000	105	6Bet Ari	2.6450	8900.0	90	45132	No
6	GOM_NL__2PRFIN20101018_005354_000000412093_00489_45132_0198.N1	18-OCT-2010 00:53:54	Bright	40.500	53	43Bet And	2.0480	3300.0	81	45132	No
7	GOM_NL__2PRFIN20101018_005521_000000462093_00489_45132_0199.N1	18-OCT-2010 00:55:21	Bright	45.500	173	4Bet Tri	3.0040	8900.0	91	45132	No
8	GOM_NL__2PRFIN20101018_005715_000000472093_00489_45132_0200.N1	18-OCT-2010 00:57:15	Bright	46.500	73	57Gam1And	2.2600	13100.	93	45132	No
9	GOM_NL__2PRFIN20101018_010107_000000362093_00489_45132_0201.N1	18-OCT-2010 01:01:07	Bright	36.000	110	37Del Cas	2.6780	8900.0	72	45132	No
10	GOM_NL__2PRFIN20101018_010229_000000422093_00489_45132_0202.N1	18-OCT-2010 01:02:29	Bright	42.000	160	23Gam Per	2.9300	4700.0	84	45132	No
11	GOM_NL__2PRFIN20101018_012849_000000432093_00489_45132_0203.N1	18-OCT-2010 01:28:49	Bright	43.000	166	17Eps Leo	2.9800	6000.0	86	45132	No
12	GOM_NL__2PRFIN20101018_013208_000000412093_00489_45132_0204.N1	18-OCT-2010 01:32:08	Bright	41.000	22	32Alp Leo	1.3600	15200.	82	45132	No
13	GOM_NL__2PRFIN20101018_013942_000000522093_00489_45132_0205.N1	18-OCT-2010 01:39:42	Dark	52.000	48	30Alp Hya	1.9770	4100.0	104	45132	No
14	GOM_NL__2PRFIN20101018_014854_000000542093_00489_45132_0206.N1	18-OCT-2010 01:48:54	Dark	54.000	132	15Rho Pup	2.8030	6900.0	108	45132	No
15	GOM_NL__2PRFIN20101018_015226_000000432093_00490_45133_0204.N1	18-OCT-2010 01:52:26	Dark	42.500	34	Gam2Vel	1.7930	23000.	85	45133	No
16	GOM_NL__2PRFIN20101018_015805_000000462093_00490_45133_0205.N1	18-OCT-2010 01:58:05	Dark	46.000	2	Alp Car	-0.73600	7000.0	92	45133	No
17	GOM_NL__2PRFIN20101018_020943_000000442093_00490_45133_0206.N1	18-OCT-2010 02:09:43	Straylight	43.500	157	The1Eri	2.9060	9300.0	87	45133	No
18	GOM_NL__2PRFIN20101018_023059_000000472093_00490_45133_0207.N1	18-OCT-2010 02:30:59	Bright	46.500	105	6Bet Ari	2.6450	8900.0	93	45133	No
19	GOM_NL__2PRFIN20101018_023429_000000412093_00490_45133_0208.N1	18-OCT-2010 02:34:29	Bright	40.500	53	43Bet And	2.0480	3300.0	81	45133	No
20	GOM_NL__2PRFIN20101018_023556_000000452093_00490_45133_0209.N1	18-OCT-2010 02:35:56	Bright	44.500	173	4Bet Tri	3.0040	8900.0	89	45133	No
21	GOM_NL__2PRFIN20101018_023750_000000462093_00490_45133_0210.N1	18-OCT-2010 02:37:50	Bright	45.500	73	57Gam1And	2.2600	13100.	91	45133	No
22	GOM_NL__2PRFIN20101018_024142_000000362093_00490_45133_0211.N1	18-OCT-2010 02:41:42	Bright	35.500	110	37Del Cas	2.6780	8900.0	71	45133	No
23	GOM_NL__2PRFIN20101018_024304_000000432093_00490_45133_0212.N1	18-OCT-2010 02:43:04	Bright	43.000	160	23Gam Per	2.9300	4700.0	86	45133	No
24	GOM_NL__2PRFIN20101018_030925_000000442093_00490_45133_0213.N1	18-OCT-2010 03:09:25	Bright	43.500	166	17Eps Leo	2.9800	6000.0	87	45133	No
25	GOM_NL__2PRFIN20101018_031244_000000422093_00490_45133_0214.N1	18-OCT-2010 03:12:44	Bright	41.500	22	32Alp Leo	1.3600	15200.	83	45133	No
26	GOM_NL__2PRFIN20101018_032019_000000532093_00490_45133_0215.N1	18-OCT-2010 03:20:19	Dark	52.500	48	30Alp Hya	1.9770	4100.0	105	45133	No
27	GOM_NL__2PRFIN20101018_032931_000000532093_00490_45133_0216.N1	18-OCT-2010 03:29:31	Dark	52.500	132	15Rho Pup	2.8030	6900.0	105	45133	No
28	GOM_NL__2PRFIN20101018_033303_000000422093_00491_45134_0214.N1	18-OCT-2010 03:33:03	Dark	42.000	34	Gam2Vel	1.7930	23000.	84	45134	No
29	GOM_NL__2PRFIN20101018_033842_000000472093_00491_45134_0215.N1	18-OCT-2010 03:38:42	Dark	46.500	2	Alp Car	-0.73600	7000.0	93	45134	No
30	GOM_NL__2PRFIN20101018_035019_000000442093_00491_45134_0216.N1	18-OCT-2010 03:50:19	Straylight	44.000	157	The1Eri	2.9060	9300.0	88	45134	No
31	GOM_NL__2PRFIN20101018_041135_000000462093_00491_45134_0217.N1	18-OCT-2010 04:11:35	Bright	45.500	105	6Bet Ari	2.6450	8900.0	91	45134	No
32	GOM_NL__2PRFIN20101018_041505_000000402093_00491_45134_0218.N1	18-OCT-2010 04:15:05	Bright	39.500	53	43Bet And	2.0480	3300.0	79	45134	No
33	GOM_NL__2PRFIN20101018_041632_000000462093_00491_45134_0219.N1	18-OCT-2010 04:16:32	Bright	45.500	173	4Bet Tri	3.0040	8900.0	91	45134	No
34	GOM_NL__2PRFIN20101018_041826_000000472093_00491_45134_0220.N1	18-OCT-2010 04:18:26	Bright	47.000	73	57Gam1And	2.2600	13100.	94	45134	No
35	GOM_NL__2PRFIN20101018_042218_000000432093_00491_45134_0221.N1	18-OCT-2010 04:22:18	Bright	42.500	110	37Del Cas	2.6780	8900.0	85	45134	No
36	GOM_NL__2PRFIN20101018_042359_000000522093_00491_45134_0222.N1	18-OCT-2010 04:23:59	Bright	52.000	35	33Alp Per	1.7950	6250.0	104	45134	No
37	GOM_NL__2PRFIN20101018_045001_000000442093_00491_45134_0223.N1	18-OCT-2010 04:50:01	Bright	44.000	166	17Eps Leo	2.9800	6000.0	88	45134	No
38	GOM_NL__2PRFIN20101018_045321_000000592093_00491_45134_0224.N1	18-OCT-2010 04:53:21	Bright	59.000	22	32Alp Leo	1.3600	15200.	118	45134	No
39	GOM_NL__2PRFIN20101018_050056_000000532093_00491_45134_0225.N1	18-OCT-2010 05:00:56	Dark	53.000	48	30Alp Hya	1.9770	4100.0	106	45134	No
40	GOM_NL__2PRFIN20101018_051009_000000522093_00491_45134_0226.N1	18-OCT-2010 05:10:09	Dark	52.000	132	15Rho Pup	2.8030	6900.0	104	45134	No
41	GOM_NL__2PRFIN20101018_051340_000000462093_00492_45135_0224.N1	18-OCT-2010 05:13:40	Dark	46.000	34	Gam2Vel	1.7930	23000.	92	45135	No
42	GOM_NL__2PRFIN20101018_051919_000000542093_00492_45135_0225.N1	18-OCT-2010 05:19:19	Dark	53.500	2	Alp Car	-0.73600	7000.0	107	45135	No

43	GOM_NL__2PRFIN20101018_053055_000000442093_00492_45135_0226.N1	18-OCT-2010 05:30:55	Straylight	43.500	157	The1Eri	2.9060	9300.0	87	45135	No
44	GOM_NL__2PRFIN20101018_055210_000000462093_00492_45135_0227.N1	18-OCT-2010 05:52:10	Bright	45.500	105	6Bet Ari	2.6450	8900.0	91	45135	No
45	GOM_NL__2PRFIN20101018_055541_000000432093_00492_45135_0228.N1	18-OCT-2010 05:55:41	Bright	42.500	53	43Bet And	2.0480	3300.0	85	45135	No
46	GOM_NL__2PRFIN20101018_055707_000000442093_00492_45135_0229.N1	18-OCT-2010 05:57:07	Bright	44.000	173	4Bet Tri	3.0040	8900.0	88	45135	No
47	GOM_NL__2PRFIN20101018_055901_000000462093_00492_45135_0230.N1	18-OCT-2010 05:59:01	Bright	45.500	73	57Gam1And	2.2600	13100.	91	45135	No
48	GOM_NL__2PRFIN20101018_060254_000000392093_00492_45135_0231.N1	18-OCT-2010 06:02:54	Bright	38.500	110	37Del Cas	2.6780	8900.0	77	45135	No
49	GOM_NL__2PRFIN20101018_060434_000000532093_00492_45135_0232.N1	18-OCT-2010 06:04:34	Bright	52.500	35	33Alp Per	1.7950	6250.0	105	45135	No
50	GOM_NL__2PRFIN20101018_063038_000000442093_00492_45135_0233.N1	18-OCT-2010 06:30:38	Bright	44.000	166	17Eps Leo	2.9800	6000.0	88	45135	No
51	GOM_NL__2PRFIN20101018_063357_000000412093_00492_45135_0234.N1	18-OCT-2010 06:33:57	Bright	41.000	22	32Alp Leo	1.3600	15200.	82	45135	No
52	GOM_NL__2PRFIN20101018_064132_000000592093_00492_45135_0235.N1	18-OCT-2010 06:41:32	Dark	59.000	48	30Alp Hya	1.9770	4100.0	118	45135	No
53	GOM_NL__2PRFIN20101018_065046_000000552093_00492_45135_0236.N1	18-OCT-2010 06:50:46	Dark	54.500	132	15Rho Pup	2.8030	6900.0	109	45135	No
54	GOM_NL__2PRFIN20101018_065417_000000422093_00493_45136_0234.N1	18-OCT-2010 06:54:17	Dark	42.000	34	Gam2Vel	1.7930	23000.	84	45136	No
55	GOM_NL__2PRFIN20101018_065955_000000592093_00493_45136_0235.N1	18-OCT-2010 06:59:55	Dark	59.000	2	Alp Car	-0.73600	7000.0	118	45136	No
56	GOM_NL__2PRFIN20101018_071132_000000452093_00493_45136_0236.N1	18-OCT-2010 07:11:32	Straylight	44.500	157	The1Eri	2.9060	9300.0	89	45136	No
57	GOM_NL__2PRFIN20101018_073245_000000452093_00493_45136_0237.N1	18-OCT-2010 07:32:45	Bright	45.000	105	6Bet Ari	2.6450	8900.0	90	45136	No
58	GOM_NL__2PRFIN20101018_073616_000000402093_00493_45136_0238.N1	18-OCT-2010 07:36:16	Bright	39.500	53	43Bet And	2.0480	3300.0	79	45136	No
59	GOM_NL__2PRFIN20101018_073742_000000452093_00493_45136_0239.N1	18-OCT-2010 07:37:42	Bright	45.000	173	4Bet Tri	3.0040	8900.0	90	45136	No
60	GOM_NL__2PRFIN20101018_073937_000000422093_00493_45136_0240.N1	18-OCT-2010 07:39:37	Bright	41.500	73	57Gam1And	2.2600	13100.	83	45136	No
61	GOM_NL__2PRFIN20101018_074329_000000392093_00493_45136_0241.N1	18-OCT-2010 07:43:29	Bright	38.500	110	37Del Cas	2.6780	8900.0	77	45136	No
62	GOM_NL__2PRFIN20101018_074509_000000522093_00493_45136_0242.N1	18-OCT-2010 07:45:09	Bright	51.500	35	33Alp Per	1.7950	6250.0	103	45136	No
63	GOM_NL__2PRFIN20101018_081114_000000632093_00493_45136_0243.N1	18-OCT-2010 08:11:14	Bright	63.000	166	17Eps Leo	2.9800	6000.0	126	45136	No
64	GOM_NL__2PRFIN20101018_081433_000000592093_00493_45136_0244.N1	18-OCT-2010 08:14:33	Bright	59.000	22	32Alp Leo	1.3600	15200.	118	45136	No
65	GOM_NL__2PRFIN20101018_082209_000000562093_00493_45136_0245.N1	18-OCT-2010 08:22:09	Dark	56.000	48	30Alp Hya	1.9770	4100.0	112	45136	No
66	GOM_NL__2PRFIN20101018_083124_000000562093_00493_45136_0246.N1	18-OCT-2010 08:31:24	Dark	56.000	132	15Rho Pup	2.8030	6900.0	112	45136	No
67	GOM_NL__2PRFIN20101018_083453_000000432093_00494_45137_0246.N1	18-OCT-2010 08:34:53	Dark	43.000	34	Gam2Vel	1.7930	23000.	86	45137	No
68	GOM_NL__2PRFIN20101018_084032_000000622093_00494_45137_0247.N1	18-OCT-2010 08:40:32	Dark	62.000	2	Alp Car	-0.73600	7000.0	124	45137	No
69	GOM_NL__2PRFIN20101018_085208_000000442093_00494_45137_0248.N1	18-OCT-2010 08:52:08	Straylight	43.500	157	The1Eri	2.9060	9300.0	87	45137	No
70	GOM_NL__2PRFIN20101018_091321_000000452093_00494_45137_0249.N1	18-OCT-2010 09:13:21	Bright	44.500	105	6Bet Ari	2.6450	8900.0	89	45137	No
71	GOM_NL__2PRFIN20101018_091652_000000392093_00494_45137_0250.N1	18-OCT-2010 09:16:52	Bright	39.000	53	43Bet And	2.0480	3300.0	78	45137	No
72	GOM_NL__2PRFIN20101018_091818_000000462093_00494_45137_0251.N1	18-OCT-2010 09:18:18	Bright	45.500	173	4Bet Tri	3.0040	8900.0	91	45137	No
73	GOM_NL__2PRFIN20101018_092012_000000472093_00494_45137_0252.N1	18-OCT-2010 09:20:12	Bright	47.000	73	57Gam1And	2.2600	13100.	94	45137	No
74	GOM_NL__2PRFIN20101018_092405_000000372093_00494_45137_0253.N1	18-OCT-2010 09:24:05	Bright	37.000	110	37Del Cas	2.6780	8900.0	74	45137	No
75	GOM_NL__2PRFIN20101018_092544_000000532093_00494_45137_0254.N1	18-OCT-2010 09:25:44	Bright	53.000	35	33Alp Per	1.7950	6250.0	106	45137	No
76	GOM_NL__2PRFIN20101018_095150_000000442093_00494_45137_0255.N1	18-OCT-2010 09:51:50	Bright	43.500	166	17Eps Leo	2.9800	6000.0	87	45137	No
77	GOM_NL__2PRFIN20101018_095510_000000422093_00494_45137_0256.N1	18-OCT-2010 09:55:10	Bright	41.500	22	32Alp Leo	1.3600	15200.	83	45137	No
78	GOM_NL__2PRFIN20101018_100245_000000522093_00494_45137_0257.N1	18-OCT-2010 10:02:45	Dark	52.000	48	30Alp Hya	1.9770	4100.0	104	45137	No
79	GOM_NL__2PRFIN20101018_101201_000000572093_00494_45137_0258.N1	18-OCT-2010 10:12:01	Dark	56.500	132	15Rho Pup	2.8030	6900.0	113	45137	No
80	GOM_NL__2PRFIN20101018_101530_000000462093_00495_45138_0276.N1	18-OCT-2010 10:15:30	Dark	45.500	34	Gam2Vel	1.7930	23000.	91	45138	No
81	GOM_NL__2PRFIN20101018_102109_000000502093_00495_45138_0277.N1	18-OCT-2010 10:21:09	Dark	49.500	2	Alp Car	-0.73600	7000.0	99	45138	No
82	GOM_NL__2PRFIN20101018_103245_000000432093_00495_45138_0278.N1	18-OCT-2010 10:32:45	Straylight	42.500	157	The1Eri	2.9060	9300.0	85	45138	No
83	GOM_NL__2PRFIN20101018_105356_000000462093_00495_45138_0279.N1	18-OCT-2010 10:53:56	Bright	46.000	105	6Bet Ari	2.6450	8900.0	92	45138	No
84	GOM_NL__2PRFIN20101018_105727_000000392093_00495_45138_0280.N1	18-OCT-2010 10:57:27	Bright	38.500	53	43Bet And	2.0480	3300.0	77	45138	No
85	GOM_NL__2PRFIN20101018_105853_000000462093_00495_45138_0281.N1	18-OCT-2010 10:58:53	Bright	46.000	173	4Bet Tri	3.0040	8900.0	92	45138	No
86	GOM_NL__2PRFIN20101018_110047_000000432093_00495_45138_0282.N1	18-OCT-2010 11:00:47	Bright	43.000	73	57Gam1And	2.2600	13100.	86	45138	No
87	GOM_NL__2PRFIN20101018_110440_000000392093_00495_45138_0283.N1	18-OCT-2010 11:04:40	Bright	39.000	110	37Del Cas	2.6780	8900.0	78	45138	No
88	GOM_NL__2PRFIN20101018_110619_000000532093_00495_45138_0284.N1	18-OCT-2010 11:06:19	Bright	52.500	35	33Alp Per	1.7950	6250.0	105	45138	No
89	GOM_NL__2PRFIN20101018_113226_000000452093_00495_45138_0285.N1	18-OCT-2010 11:32:26	Bright	44.500	166	17Eps Leo	2.9800	6000.0	89	45138	No
90	GOM_NL__2PRFIN20101018_113546_000000422093_00495_45138_0286.N1	18-OCT-2010 11:35:46	Bright	42.000	22	32Alp Leo	1.3600	15200.	84	45138	No
91	GOM_NL__2PRFIN20101018_114322_000000632093_00495_45138_0287.N1	18-OCT-2010 11:43:22	Dark	62.500	48	30Alp Hya	1.9770	4100.0	125	45138	No
92	GOM_NL__2PRFIN20101018_115238_000000562093_00495_45138_0288.N1	18-OCT-2010 11:52:38	Dark	56.000	132	15Rho Pup	2.8030	6900.0	112	45138	No
93	GOM_NL__2PRFIN20101018_115606_000000442093_00496_45139_0298.N1	18-OCT-2010 11:56:06	Dark	43.500	34	Gam2Vel	1.7930	23000.	87	45139	No
94	GOM_NL__2PRFIN20101018_120145_000000612093_00496_45139_0299.N1	18-OCT-2010 12:01:45	Dark	60.500	2	Alp Car	-0.73600	7000.0	121	45139	No
95	GOM_NL__2PRFIN20101018_121321_000000422093_00496_45139_0300.N1	18-OCT-2010 12:13:21	Straylight	42.000	157	The1Eri	2.9060	9300.0	84	45139	No
96	GOM_NL__2PRFIN20101018_123432_000000452093_00496_45139_0301.N1	18-OCT-2010 12:34:32	Bright	44.500	105	6Bet Ari	2.6450	8900.0	89	45139	No
97	GOM_NL__2PRFIN20101018_123803_000000392093_00496_45139_0302.N1	18-OCT-2010 12:38:03	Bright	39.000	53	43Bet And	2.0480	3300.0	78	45139	No
98	GOM_NL__2PRFIN20101018_123928_000000452093_00496_45139_0303.N1	18-OCT-2010 12:39:28	Bright	45.000	173	4Bet Tri	3.0040	8900.0	90	45139	No
99	GOM_NL__2PRFIN20101018_124122_000000452093_00496_45139_0304.N1	18-OCT-2010 12:41:22	Bright	44.500	73	57Gam1And	2.2600	13100.	89	45139	No
100	GOM_NL__2PRFIN20101018_124516_000000392093_00496_45139_0305.N1	18-OCT-2010 12:45:16	Bright	38.500	110	37Del Cas	2.6780	8900.0	77	45139	No
101	GOM_NL__2PRFIN20101018_124653_000000542093_00496_45139_0306.N1	18-OCT-2010 12:46:53	Bright	53.500	35	33Alp Per	1.7950	6250.0	107	45139	No

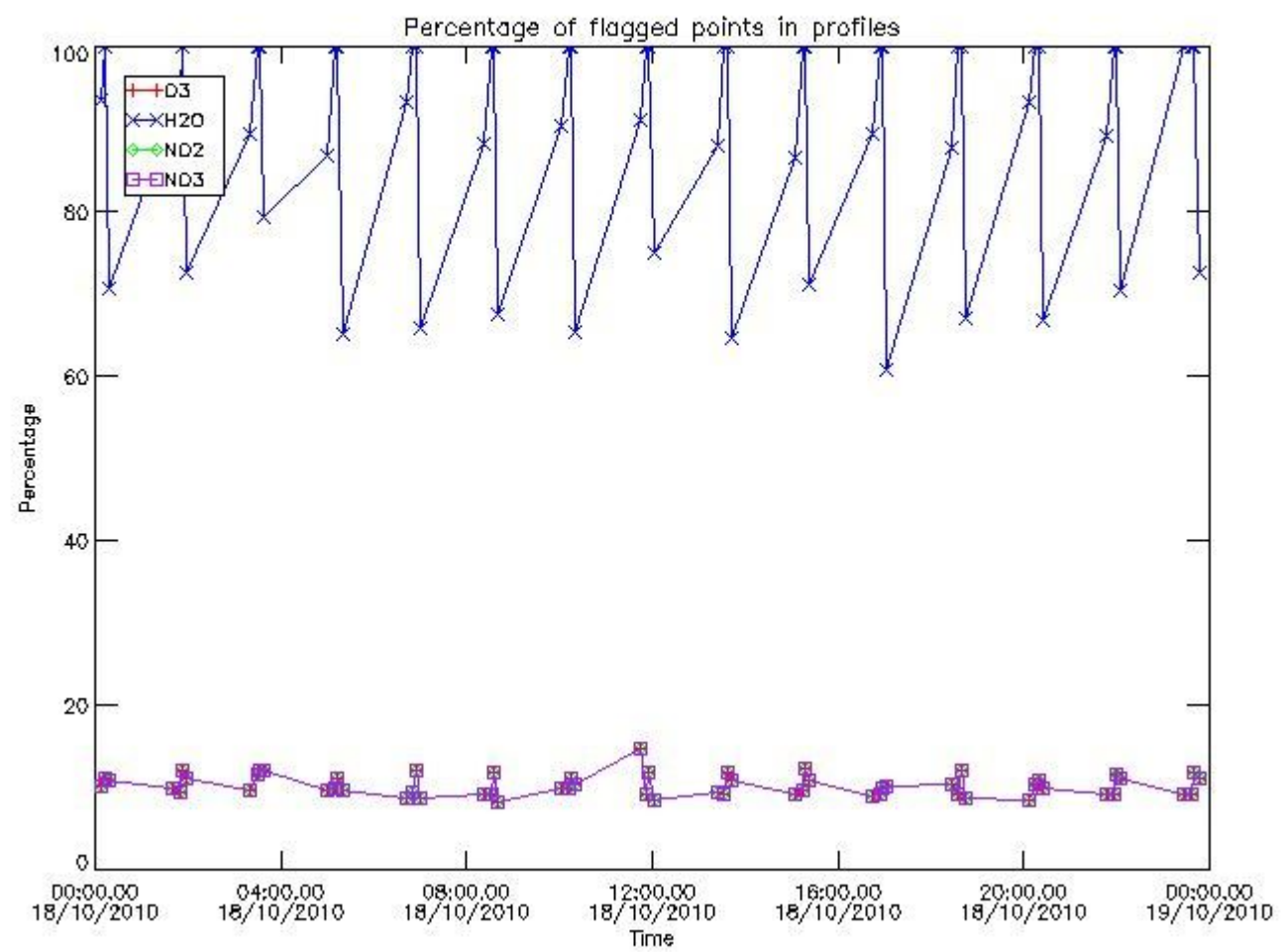
102	GOM_NL__2PRFIN20101018_131302_000000442093_00496_45139_0307.N1	18-OCT-2010 13:13:02	Bright	43.500	166	17Eps Leo	2.9800	6000.0	87	45139	No
103	GOM_NL__2PRFIN20101018_131622_000000592093_00496_45139_0308.N1	18-OCT-2010 13:16:22	Bright	59.000	22	32Alp Leo	1.3600	15200.	118	45139	No
104	GOM_NL__2PRFIN20101018_132359_000000552093_00496_45139_0309.N1	18-OCT-2010 13:23:59	Dark	54.500	48	30Alp Hya	1.9770	4100.0	109	45139	No
105	GOM_NL__2PRFIN20101018_133315_000000562093_00496_45139_0310.N1	18-OCT-2010 13:33:15	Dark	55.500	132	15Rho Pup	2.8030	6900.0	111	45139	No
106	GOM_NL__2PRFIN20101018_133643_000000442093_00497_45140_0312.N1	18-OCT-2010 13:36:43	Dark	43.500	34	Gam2Vel	1.7930	23000.	87	45140	No
107	GOM_NL__2PRFIN20101018_134222_000000472093_00497_45140_0313.N1	18-OCT-2010 13:42:22	Dark	47.000	2	Alp Car	-0.73600	7000.0	94	45140	No
108	GOM_NL__2PRFIN20101018_135357_000000402093_00497_45140_0314.N1	18-OCT-2010 13:53:57	Straylight	40.000	157	The1Eri	2.9060	9300.0	80	45140	No
109	GOM_NL__2PRFIN20101018_141507_000000452093_00497_45140_0315.N1	18-OCT-2010 14:15:07	Bright	44.500	105	6Bet Ari	2.6450	8900.0	89	45140	No
110	GOM_NL__2PRFIN20101018_141839_000000412093_00497_45140_0316.N1	18-OCT-2010 14:18:39	Bright	40.500	53	43Bet And	2.0480	3300.0	81	45140	No
111	GOM_NL__2PRFIN20101018_142004_000000432093_00497_45140_0317.N1	18-OCT-2010 14:20:04	Bright	43.000	173	4Bet Tri	3.0040	8900.0	86	45140	No
112	GOM_NL__2PRFIN20101018_142158_000000472093_00497_45140_0318.N1	18-OCT-2010 14:21:58	Bright	46.500	73	57Gam1And	2.2600	13100.	93	45140	No
113	GOM_NL__2PRFIN20101018_142552_000000392093_00497_45140_0319.N1	18-OCT-2010 14:25:52	Bright	39.000	110	37Del Cas	2.6780	8900.0	78	45140	No
114	GOM_NL__2PRFIN20101018_142728_000000482093_00497_45140_0320.N1	18-OCT-2010 14:27:28	Bright	47.500	35	33Alp Per	1.7950	6250.0	95	45140	No
115	GOM_NL__2PRFIN20101018_145339_000000522093_00497_45140_0321.N1	18-OCT-2010 14:53:39	Bright	52.000	166	17Eps Leo	2.9800	6000.0	104	45140	No
116	GOM_NL__2PRFIN20101018_145658_000000412093_00497_45140_0322.N1	18-OCT-2010 14:56:58	Bright	40.500	22	32Alp Leo	1.3600	15200.	81	45140	No
117	GOM_NL__2PRFIN20101018_150436_000000562093_00497_45140_0323.N1	18-OCT-2010 15:04:36	Dark	56.000	48	30Alp Hya	1.9770	4100.0	112	45140	No
118	GOM_NL__2PRFIN20101018_151353_000000542093_00497_45140_0324.N1	18-OCT-2010 15:13:53	Dark	53.500	132	15Rho Pup	2.8030	6900.0	107	45140	No
119	GOM_NL__2PRFIN20101018_151720_000000422093_00498_45141_0327.N1	18-OCT-2010 15:17:20	Dark	41.500	34	Gam2Vel	1.7930	23000.	83	45141	No
120	GOM_NL__2PRFIN20101018_152259_000000472093_00498_45141_0328.N1	18-OCT-2010 15:22:59	Dark	47.000	2	Alp Car	-0.73600	7000.0	94	45141	No
121	GOM_NL__2PRFIN20101018_153434_000000432093_00498_45141_0329.N1	18-OCT-2010 15:34:34	Straylight	42.500	157	The1Eri	2.9060	9300.0	85	45141	No
122	GOM_NL__2PRFIN20101018_155543_000000472093_00498_45141_0330.N1	18-OCT-2010 15:55:43	Bright	46.500	105	6Bet Ari	2.6450	8900.0	93	45141	No
123	GOM_NL__2PRFIN20101018_155914_000000412093_00498_45141_0331.N1	18-OCT-2010 15:59:14	Bright	40.500	53	43Bet And	2.0480	3300.0	81	45141	No
124	GOM_NL__2PRFIN20101018_160039_000000452093_00498_45141_0332.N1	18-OCT-2010 16:00:39	Bright	45.000	173	4Bet Tri	3.0040	8900.0	90	45141	No
125	GOM_NL__2PRFIN20101018_160233_000000452093_00498_45141_0333.N1	18-OCT-2010 16:02:33	Bright	44.500	73	57Gam1And	2.2600	13100.	89	45141	No
126	GOM_NL__2PRFIN20101018_160627_000000382093_00498_45141_0334.N1	18-OCT-2010 16:06:27	Bright	38.000	110	37Del Cas	2.6780	8900.0	76	45141	No
127	GOM_NL__2PRFIN20101018_160803_000000542093_00498_45141_0335.N1	18-OCT-2010 16:08:03	Bright	53.500	35	33Alp Per	1.7950	6250.0	107	45141	No
128	GOM_NL__2PRFIN20101018_163415_000000442093_00498_45141_0336.N1	18-OCT-2010 16:34:15	Bright	44.000	166	17Eps Leo	2.9800	6000.0	88	45141	No
129	GOM_NL__2PRFIN20101018_163735_000000412093_00498_45141_0337.N1	18-OCT-2010 16:37:35	Bright	40.500	22	32Alp Leo	1.3600	15200.	81	45141	No
130	GOM_NL__2PRFIN20101018_164512_000000572093_00498_45141_0338.N1	18-OCT-2010 16:45:12	Dark	57.000	48	30Alp Hya	1.9770	4100.0	114	45141	No
131	GOM_NL__2PRFIN20101018_165430_000000562093_00498_45141_0339.N1	18-OCT-2010 16:54:30	Dark	55.500	132	15Rho Pup	2.8030	6900.0	111	45141	No
132	GOM_NL__2PRFIN20101018_165757_000000522093_00499_45142_0341.N1	18-OCT-2010 16:57:57	Dark	51.500	34	Gam2Vel	1.7930	23000.	103	45142	No
133	GOM_NL__2PRFIN20101018_170336_000000502093_00499_45142_0342.N1	18-OCT-2010 17:03:36	Dark	50.000	2	Alp Car	-0.73600	7000.0	100	45142	No
134	GOM_NL__2PRFIN20101018_171510_000000432093_00499_45142_0343.N1	18-OCT-2010 17:15:10	Straylight	42.500	157	The1Eri	2.9060	9300.0	85	45142	No
135	GOM_NL__2PRFIN20101018_173618_000000452093_00499_45142_0344.N1	18-OCT-2010 17:36:18	Bright	44.500	105	6Bet Ari	2.6450	8900.0	89	45142	No
136	GOM_NL__2PRFIN20101018_173950_000000382093_00499_45142_0345.N1	18-OCT-2010 17:39:50	Bright	38.000	53	43Bet And	2.0480	3300.0	76	45142	No
137	GOM_NL__2PRFIN20101018_174114_000000462093_00499_45142_0346.N1	18-OCT-2010 17:41:14	Bright	45.500	173	4Bet Tri	3.0040	8900.0	91	45142	No
138	GOM_NL__2PRFIN20101018_174309_000000472093_00499_45142_0347.N1	18-OCT-2010 17:43:09	Bright	46.500	73	57Gam1And	2.2600	13100.	93	45142	No
139	GOM_NL__2PRFIN20101018_174703_000000362093_00499_45142_0348.N1	18-OCT-2010 17:47:03	Bright	36.000	110	37Del Cas	2.6780	8900.0	72	45142	No
140	GOM_NL__2PRFIN20101018_174839_000000532093_00499_45142_0349.N1	18-OCT-2010 17:48:39	Bright	52.500	35	33Alp Per	1.7950	6250.0	105	45142	No
141	GOM_NL__2PRFIN20101018_181451_000000432093_00499_45142_0350.N1	18-OCT-2010 18:14:51	Bright	43.000	166	17Eps Leo	2.9800	6000.0	86	45142	No
142	GOM_NL__2PRFIN20101018_181811_000000402093_00499_45142_0351.N1	18-OCT-2010 18:18:11	Bright	40.000	22	32Alp Leo	1.3600	15200.	80	45142	No
143	GOM_NL__2PRFIN20101018_182549_000000492093_00499_45142_0352.N1	18-OCT-2010 18:25:49	Dark	49.000	48	30Alp Hya	1.9770	4100.0	98	45142	No
144	GOM_NL__2PRFIN20101018_183507_000000562093_00499_45142_0353.N1	18-OCT-2010 18:35:07	Dark	55.500	132	15Rho Pup	2.8030	6900.0	111	45142	No
145	GOM_NL__2PRFIN20101018_183833_000000422093_00500_45143_0354.N1	18-OCT-2010 18:38:33	Dark	42.000	34	Gam2Vel	1.7930	23000.	84	45143	No
146	GOM_NL__2PRFIN20101018_184412_000000602093_00500_45143_0355.N1	18-OCT-2010 18:44:12	Dark	59.500	2	Alp Car	-0.73600	7000.0	119	45143	No
147	GOM_NL__2PRFIN20101018_185547_000000432093_00500_45143_0356.N1	18-OCT-2010 18:55:47	Straylight	42.500	157	The1Eri	2.9060	9300.0	85	45143	No
148	GOM_NL__2PRFIN20101018_191654_000000462093_00500_45143_0357.N1	18-OCT-2010 19:16:54	Bright	45.500	105	6Bet Ari	2.6450	8900.0	91	45143	No
149	GOM_NL__2PRFIN20101018_192026_000000402093_00500_45143_0358.N1	18-OCT-2010 19:20:26	Bright	39.500	53	43Bet And	2.0480	3300.0	79	45143	No
150	GOM_NL__2PRFIN20101018_192149_000000462093_00500_45143_0359.N1	18-OCT-2010 19:21:49	Bright	45.500	173	4Bet Tri	3.0040	8900.0	91	45143	No
151	GOM_NL__2PRFIN20101018_192344_000000422093_00500_45143_0360.N1	18-OCT-2010 19:23:44	Bright	41.500	73	57Gam1And	2.2600	13100.	83	45143	No
152	GOM_NL__2PRFIN20101018_192739_000000392093_00500_45143_0361.N1	18-OCT-2010 19:27:39	Bright	39.000	110	37Del Cas	2.6780	8900.0	78	45143	No
153	GOM_NL__2PRFIN20101018_192914_000000512093_00500_45143_0362.N1	18-OCT-2010 19:29:14	Bright	51.000	35	33Alp Per	1.7950	6250.0	102	45143	No
154	GOM_NL__2PRFIN20101018_195527_000000412093_00500_45143_0363.N1	18-OCT-2010 19:55:27	Bright	40.500	166	17Eps Leo	2.9800	6000.0	81	45143	No
155	GOM_NL__2PRFIN20101018_195847_000000422093_00500_45143_0364.N1	18-OCT-2010 19:58:47	Bright	42.000	22	32Alp Leo	1.3600	15200.	84	45143	No
156	GOM_NL__2PRFIN20101018_200626_000000612093_00500_45143_0365.N1	18-OCT-2010 20:06:26	Dark	60.500	48	30Alp Hya	1.9770	4100.0	121	45143	No
157	GOM_NL__2PRFIN20101018_201545_000000542093_00500_45143_0366.N1	18-OCT-2010 20:15:45	Dark	54.000	132	15Rho Pup	2.8030	6900.0	108	45143	No
158	GOM_NL__2PRFIN20101018_201910_000000472093_00501_45144_0368.N1	18-OCT-2010 20:19:10	Dark	47.000	34	Gam2Vel	1.7930	23000.	94	45144	No
159	GOM_NL__2PRFIN20101018_202449_000000512093_00501_45144_0369.N1	18-OCT-2010 20:24:49	Dark	51.000	2	Alp Car	-0.73600	7000.0	102	45144	No
160	GOM_NL__2PRFIN20101018_203623_000000462093_00501_45144_0370.N1	18-OCT-2010 20:36:23	Straylight	45.500	157	The1Eri	2.9060	9300.0	91	45144	No

161	GOM_NL__2PRFIN20101018_205729_000000452093_00501_45144_0371.N1	18-OCT-2010 20:57:29	Bright	45.000	105	6Bet Ari	2.6450	8900.0	90	45144	No
162	GOM_NL__2PRFIN20101018_210101_000000422093_00501_45144_0372.N1	18-OCT-2010 21:01:01	Bright	41.500	53	43Bet And	2.0480	3300.0	83	45144	No
163	GOM_NL__2PRFIN20101018_210225_000000462093_00501_45144_0373.N1	18-OCT-2010 21:02:25	Bright	45.500	173	4Bet Tri	3.0040	8900.0	91	45144	No
164	GOM_NL__2PRFIN20101018_210419_000000452093_00501_45144_0374.N1	18-OCT-2010 21:04:19	Bright	45.000	73	57Gam1And	2.2600	13100.	90	45144	No
165	GOM_NL__2PRFIN20101018_210814_000000392093_00501_45144_0375.N1	18-OCT-2010 21:08:14	Bright	39.000	110	37Del Cas	2.6780	8900.0	78	45144	No
166	GOM_NL__2PRFIN20101018_210949_000000492093_00501_45144_0376.N1	18-OCT-2010 21:09:49	Bright	49.000	35	33Alp Per	1.7950	6250.0	98	45144	No
167	GOM_NL__2PRFIN20101018_213603_000000442093_00501_45144_0377.N1	18-OCT-2010 21:36:03	Bright	44.000	166	17Eps Leo	2.9800	6000.0	88	45144	No
168	GOM_NL__2PRFIN20101018_213923_000000422093_00501_45144_0378.N1	18-OCT-2010 21:39:23	Bright	41.500	22	32Alp Leo	1.3600	15200.	83	45144	No
169	GOM_NL__2PRFIN20101018_214702_000000562093_00501_45144_0379.N1	18-OCT-2010 21:47:02	Dark	55.500	48	30Alp Hya	1.9770	4100.0	111	45144	No
170	GOM_NL__2PRFIN20101018_215622_000000552093_00501_45144_0380.N1	18-OCT-2010 21:56:22	Dark	55.000	132	15Rho Pup	2.8030	6900.0	110	45144	No
171	GOM_NL__2PRFIN20101018_215947_000000452094_00001_45145_0377.N1	18-OCT-2010 21:59:47	Dark	44.500	34	Gam2Vel	1.7930	23000.	89	45145	No
172	GOM_NL__2PRFIN20101018_220526_000000462094_00001_45145_0378.N1	18-OCT-2010 22:05:26	Dark	45.500	2	Alp Car	-0.73600	7000.0	91	45145	No
173	GOM_NL__2PRFIN20101018_221659_000000452094_00001_45145_0379.N1	18-OCT-2010 22:16:59	Straylight	44.500	157	The1Eri	2.9060	9300.0	89	45145	No
174	GOM_NL__2PRFIN20101018_223805_000000432094_00001_45145_0380.N1	18-OCT-2010 22:38:05	Bright	42.500	105	6Bet Ari	2.6450	8900.0	85	45145	No
175	GOM_NL__2PRFIN20101018_224137_000000402094_00001_45145_0381.N1	18-OCT-2010 22:41:37	Bright	40.000	53	43Bet And	2.0480	3300.0	80	45145	No
176	GOM_NL__2PRFIN20101018_224300_000000452094_00001_45145_0382.N1	18-OCT-2010 22:43:00	Bright	45.000	173	4Bet Tri	3.0040	8900.0	90	45145	No
177	GOM_NL__2PRFIN20101018_224455_000000422094_00001_45145_0383.N1	18-OCT-2010 22:44:55	Bright	42.000	73	57Gam1And	2.2600	13100.	84	45145	No
178	GOM_NL__2PRFIN20101018_224850_000000392094_00001_45145_0384.N1	18-OCT-2010 22:48:50	Bright	38.500	110	37Del Cas	2.6780	8900.0	77	45145	No
179	GOM_NL__2PRFIN20101018_225024_000000512094_00001_45145_0385.N1	18-OCT-2010 22:50:24	Bright	51.000	35	33Alp Per	1.7950	6250.0	102	45145	No
180	GOM_NL__2PRFIN20101018_231640_000000452094_00001_45145_0386.N1	18-OCT-2010 23:16:40	Bright	44.500	166	17Eps Leo	2.9800	6000.0	89	45145	No
181	GOM_NL__2PRFIN20101018_232000_000000422094_00001_45145_0387.N1	18-OCT-2010 23:20:00	Bright	42.000	22	32Alp Leo	1.3600	15200.	84	45145	No
182	GOM_NL__2PRFIN20101018_232739_000000562094_00001_45145_0388.N1	18-OCT-2010 23:27:39	Dark	55.500	48	30Alp Hya	1.9770	4100.0	111	45145	No
183	GOM_NL__2PRFIN20101018_233659_000000562094_00001_45145_0389.N1	18-OCT-2010 23:36:59	Dark	55.500	132	15Rho Pup	2.8030	6900.0	111	45145	No
184	GOM_NL__2PRFIN20101018_234023_000000432094_00002_45146_0387.N1	18-OCT-2010 23:40:23	Dark	43.000	34	Gam2Vel	1.7930	23000.	86	45146	No
185	GOM_NL__2PRFIN20101018_234602_000000462094_00002_45146_0388.N1	18-OCT-2010 23:46:02	Dark	46.000	2	Alp Car	-0.73600	7000.0	92	45146	No
186	GOM_NL__2PRFIN20101018_235736_000000432094_00002_45146_0389.N1	18-OCT-2010 23:57:36	Straylight	43.000	157	The1Eri	2.9060	9300.0	86	45146	No

3. Quality information per product

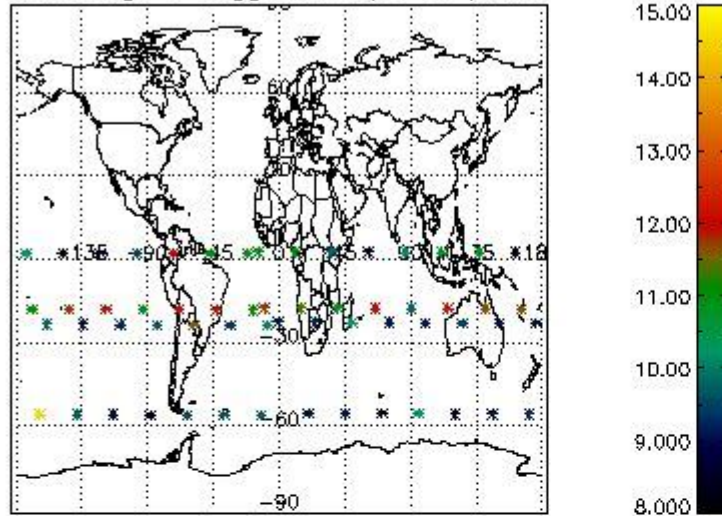
In this section it is plotted some information contained in the Quality Summary data set of the level 2 products. Only products in dark limb conditions and without errors (error flag in the MPH set to "0") are used.

3.1 Plot quality information per product (time dependant)

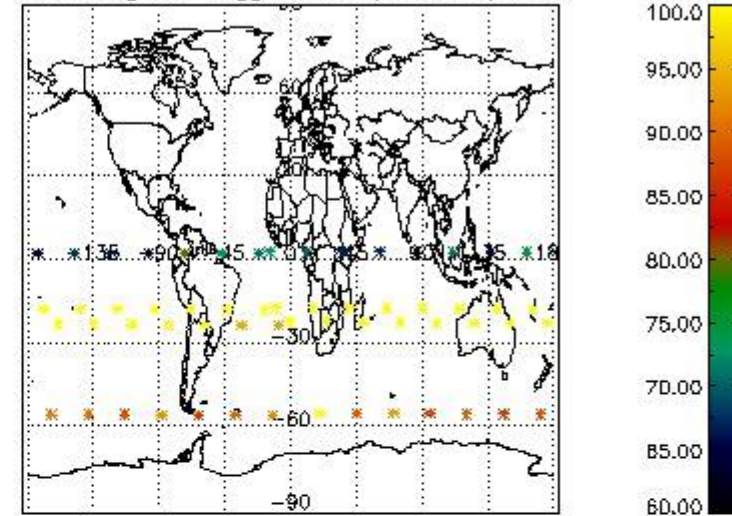


3.2 Plot quality information per product (world map)

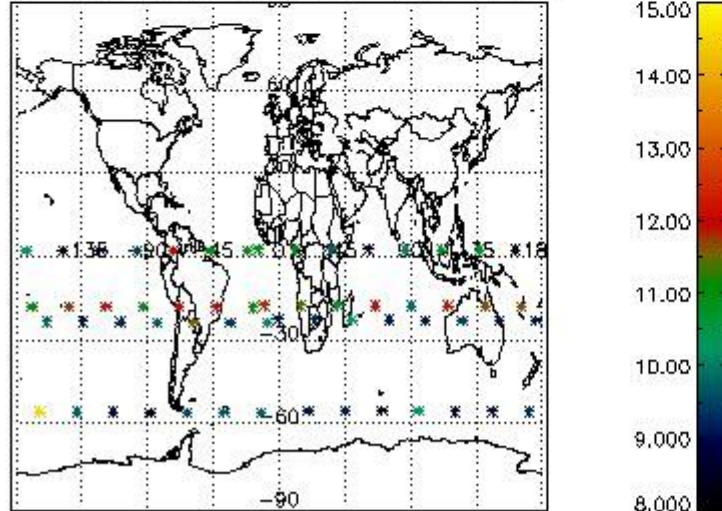
Percentage of flagged data per O3 profile



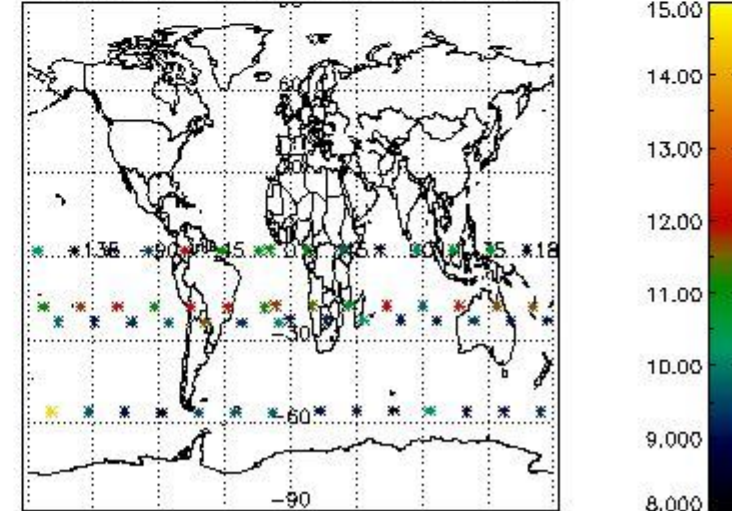
Percentage of flagged data per H2O profile



Percentage of flagged data per NO2 profile



Percentage of flagged data per NO3 profile

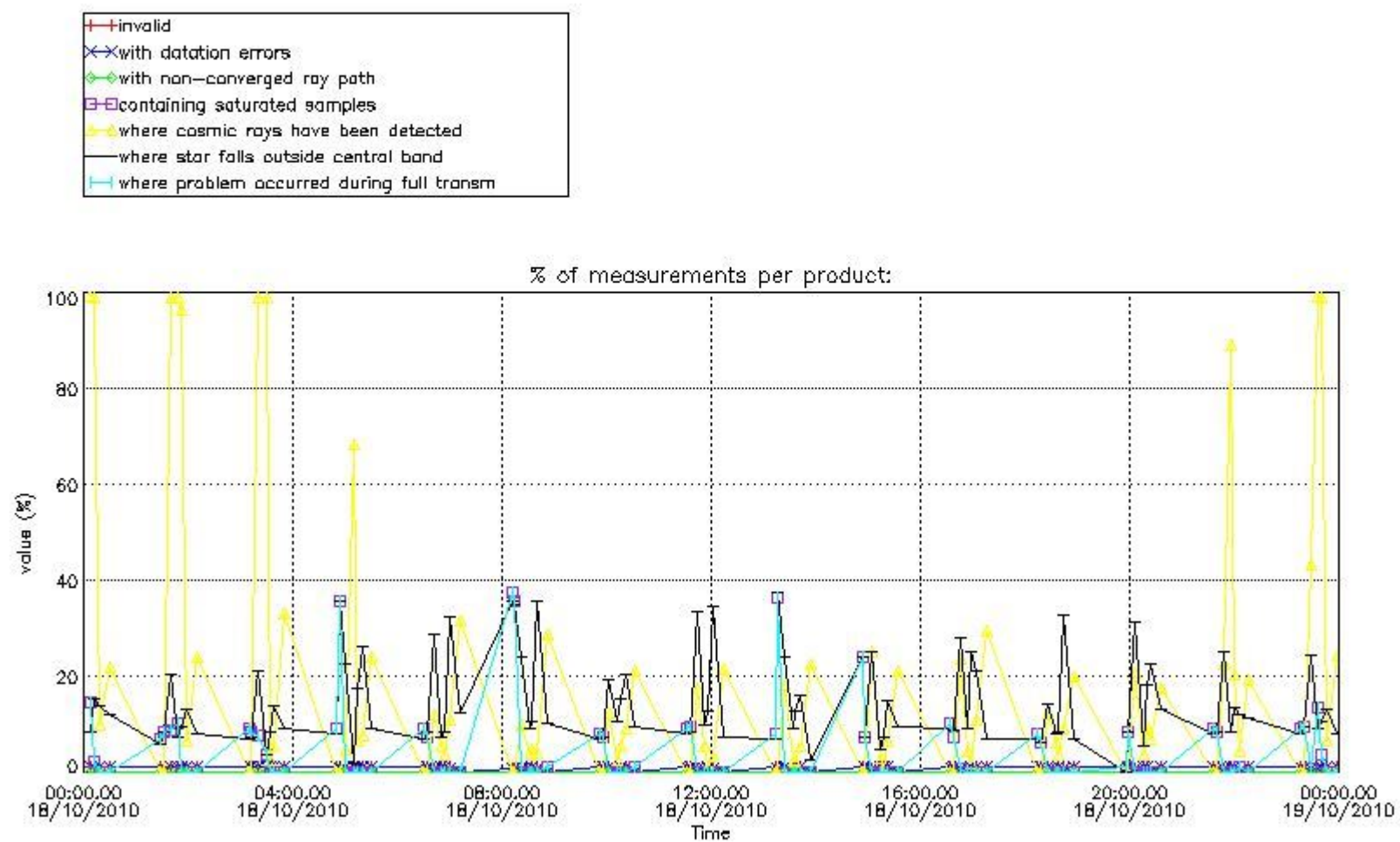


4. Level 1 quality information per product

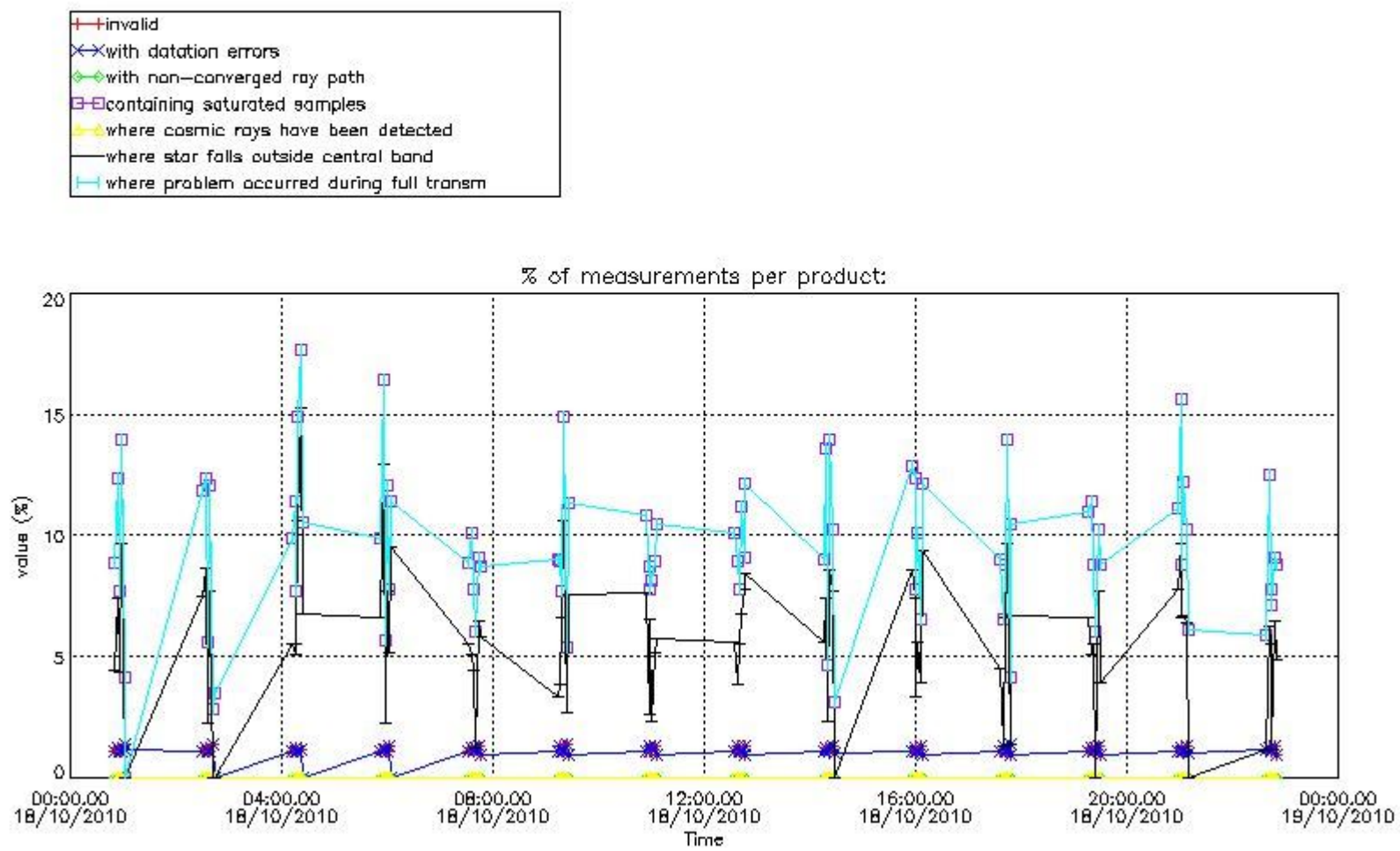
In this section it is plotted some information contained in the Quality Summary data set of the level 2 products that comes from the level 1b processing. Products without errors (error flag in the MPH set to "0") are used.

4.1 Plot quality information per product (time dependant) coming from level 1b processing

4.1.1 Plot level 1 quality information per product (time dependant): ENVISAT ASCENDING passes



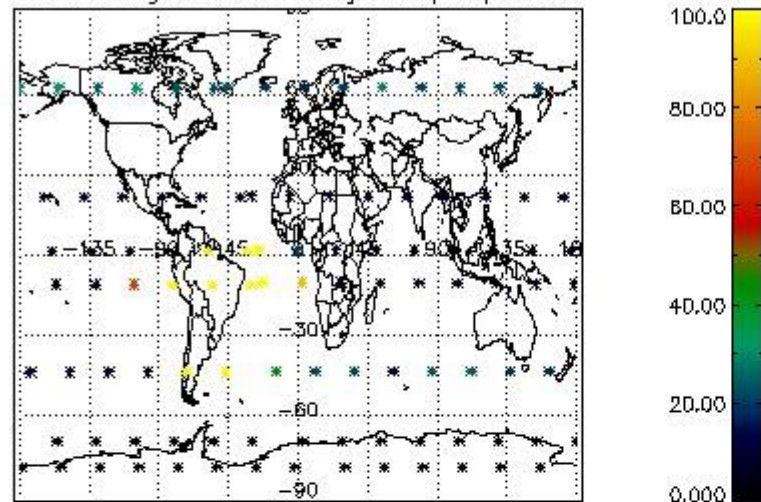
4.1.2 Plot level 1 quality information per product (time dependant): ENVI SAT DESCENDING passes



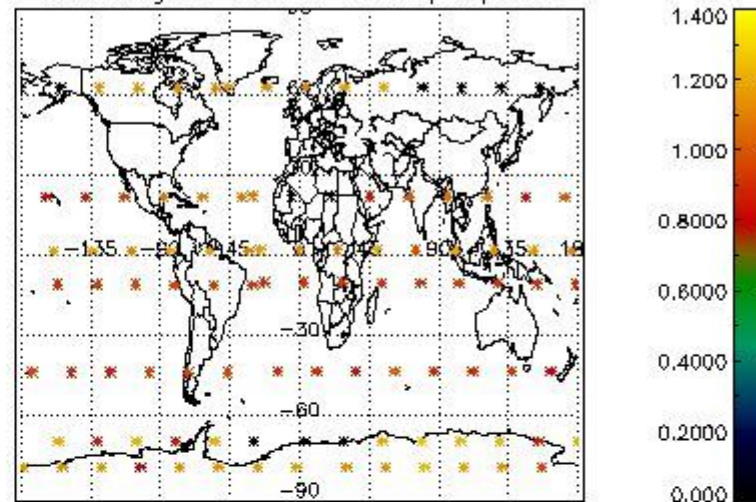
4.2 Plot quality information per product coming from level 1b processing (world map)

4.2.1 Plot level 1 quality information per product (world map): ENVISAT ASCENDING passes

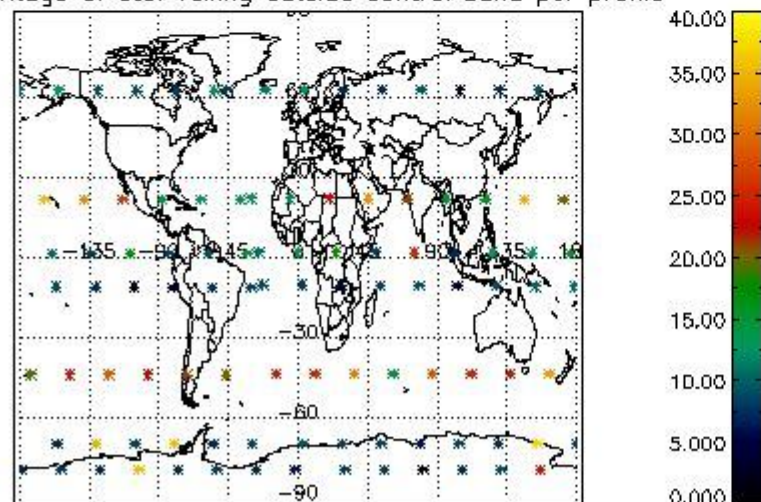
Percentage of cosmic ray hits per profile



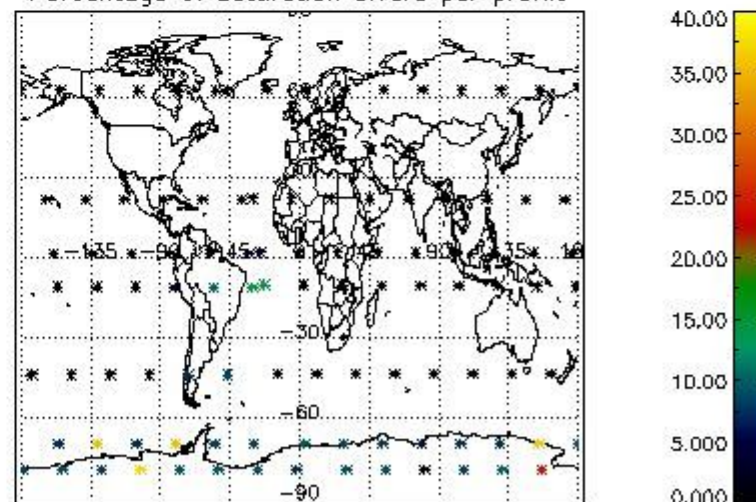
Percentage of datation errors per profile



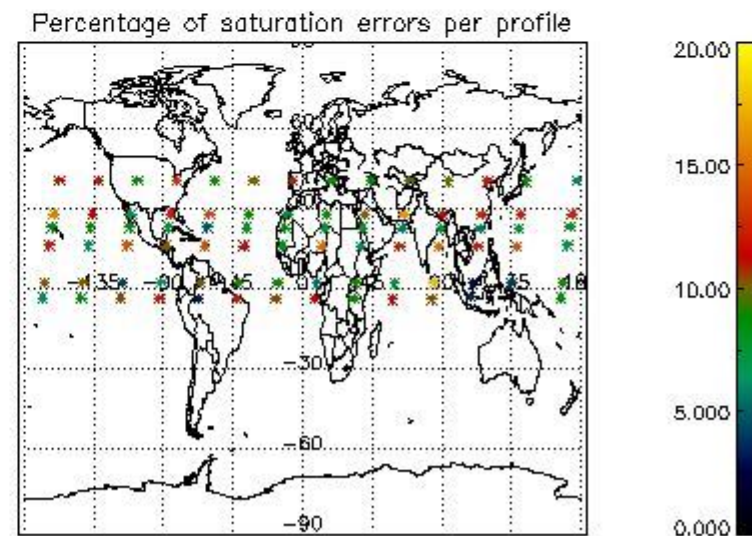
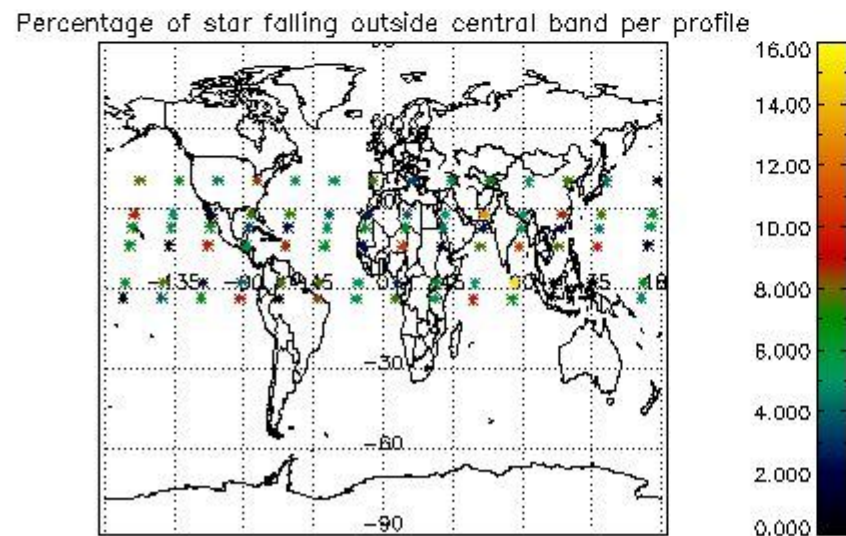
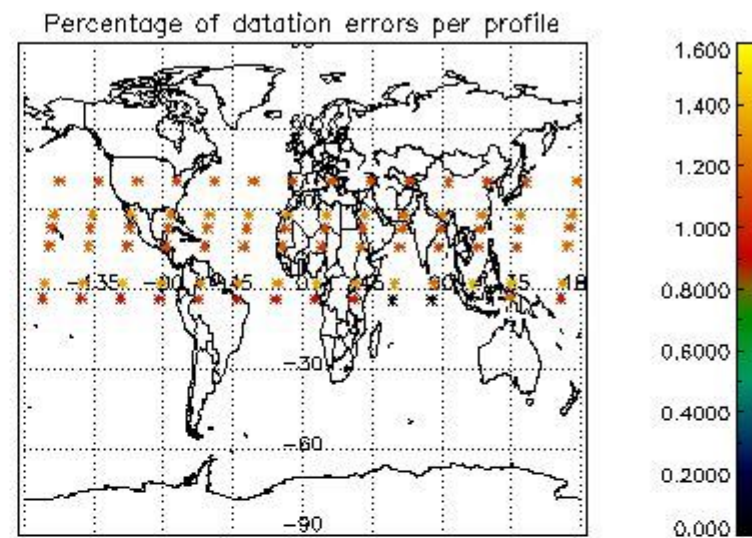
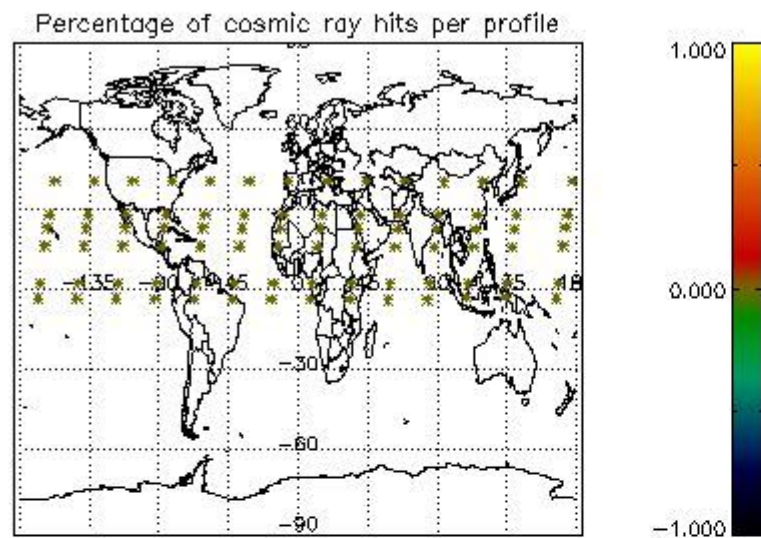
Percentage of star falling outside central band per profile



Percentage of saturation errors per profile



4.2.2 Plot level 1 quality information per product (world map): ENVISAT DESCENDING passes



5. Trace gas profiles

5.1 Ozone statistics based on quality of products

The final quality of the products can be "measured" using the STD (Standard Deviation) attached to every point profile. This information is written to the parameter GOM_NL__2P/NL_LOCAL_SPECIES_DENSITY/o3_std of the level 2 products. The table below shows the statistics for given STD ranges.

The statistics are given with respect to the overall valid production:

- Products without fatal errors: GOM_NL__2P/MPH/PRODUCT_ERR=0
- Valid point profile: GOM_NL__2P/NL_LOCAL_SPECIES_DENSITY/pcd(0)=0

The 'Criteria' is applied to valid points of dark limb products:

- Products in dark limb illumination condition: GOM_NL__2P/NL_SUMMARY_QUALITY/obs_ill_cond=0
- Products without fatal errors: GOM_NL__2P/MPH/PRODUCT_ERR=0
- Valid point profile: GOM_NL__2P/NL_LOCAL_SPECIES_DENSITY/pcd(0)=0

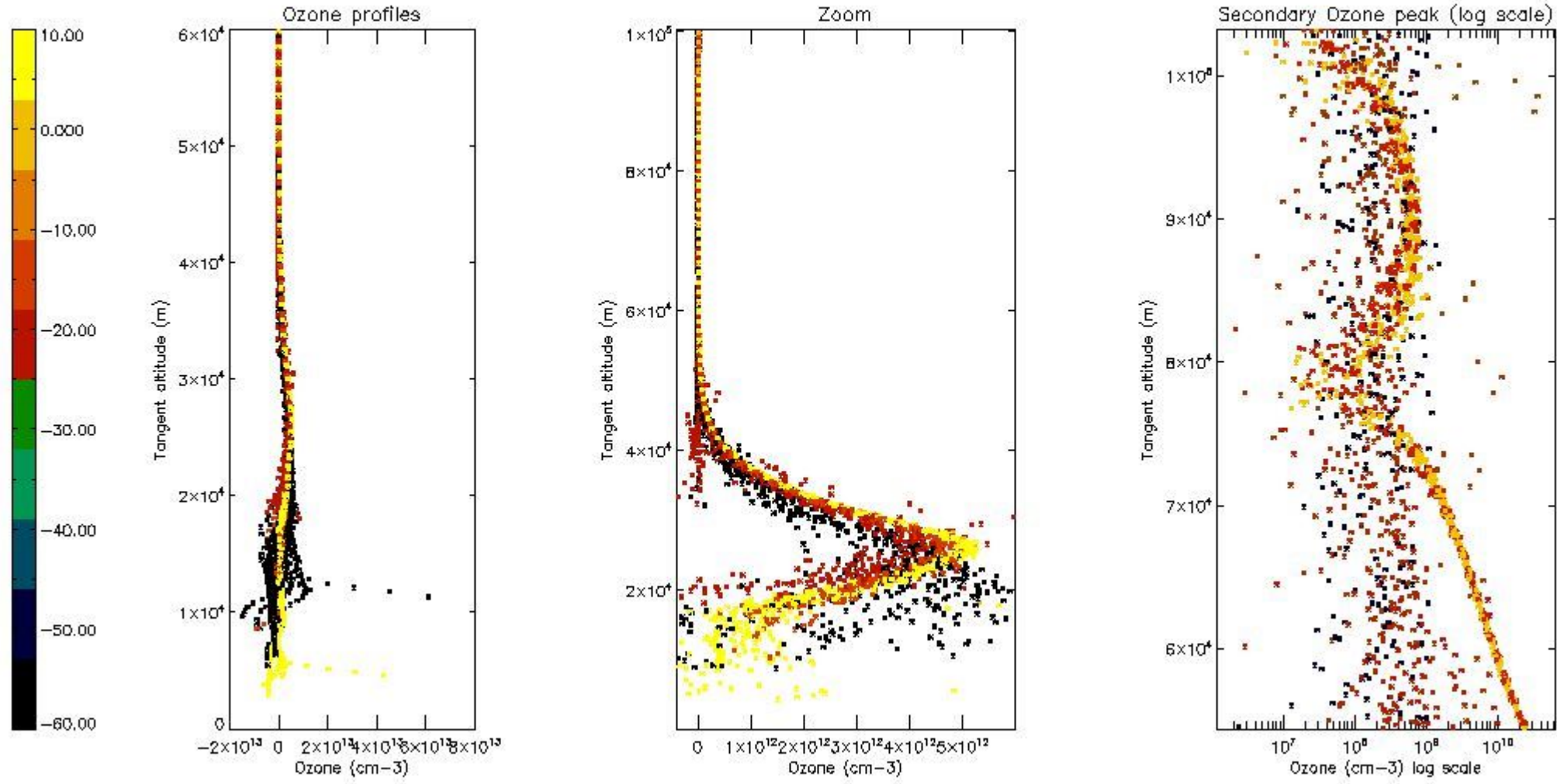
So, the table below shows the percentage of dark limb and valid observations for each criteria with respect to the overall valid daily observations.

Criteria	% of total production
All STD	36
STD < 20	18

STD < 10	14
STD < 5	9

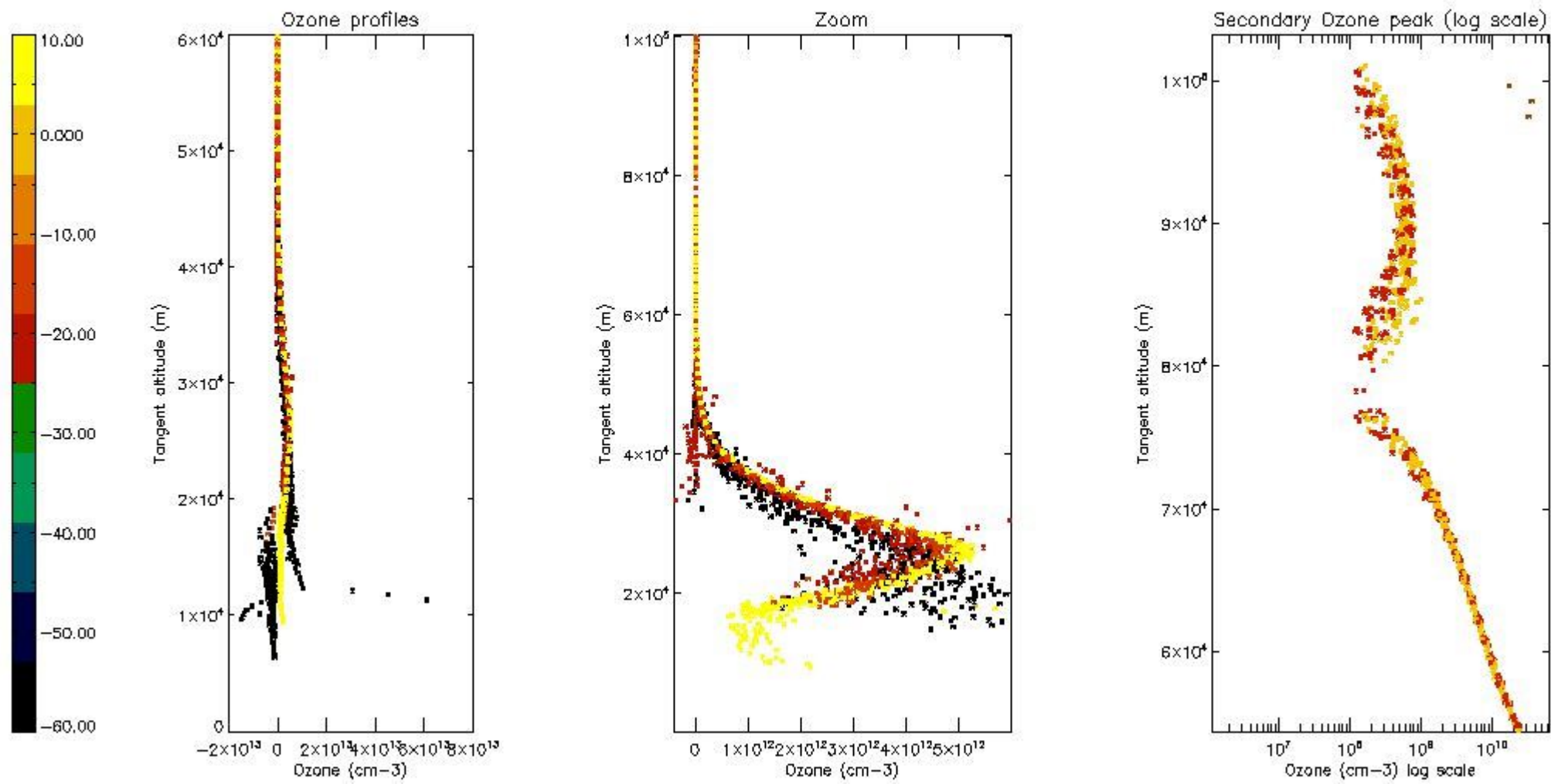
5.2 Plot ozone profiles for all STD (dark without errors)

The colorbar represents the latitude.



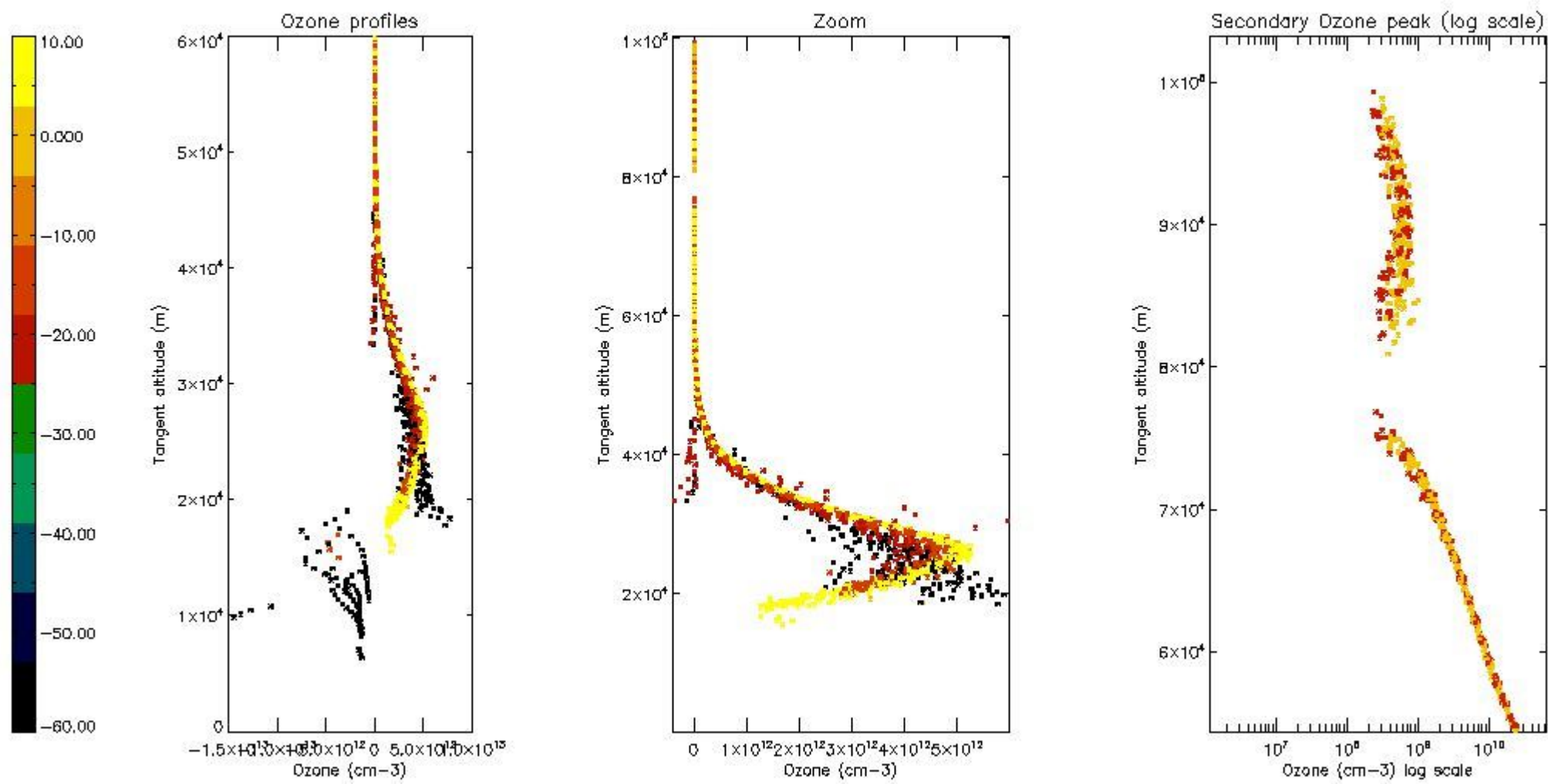
5.3 Plot ozone profiles where STD < 20% (dark without errors)

The colorbar represents the latitude.



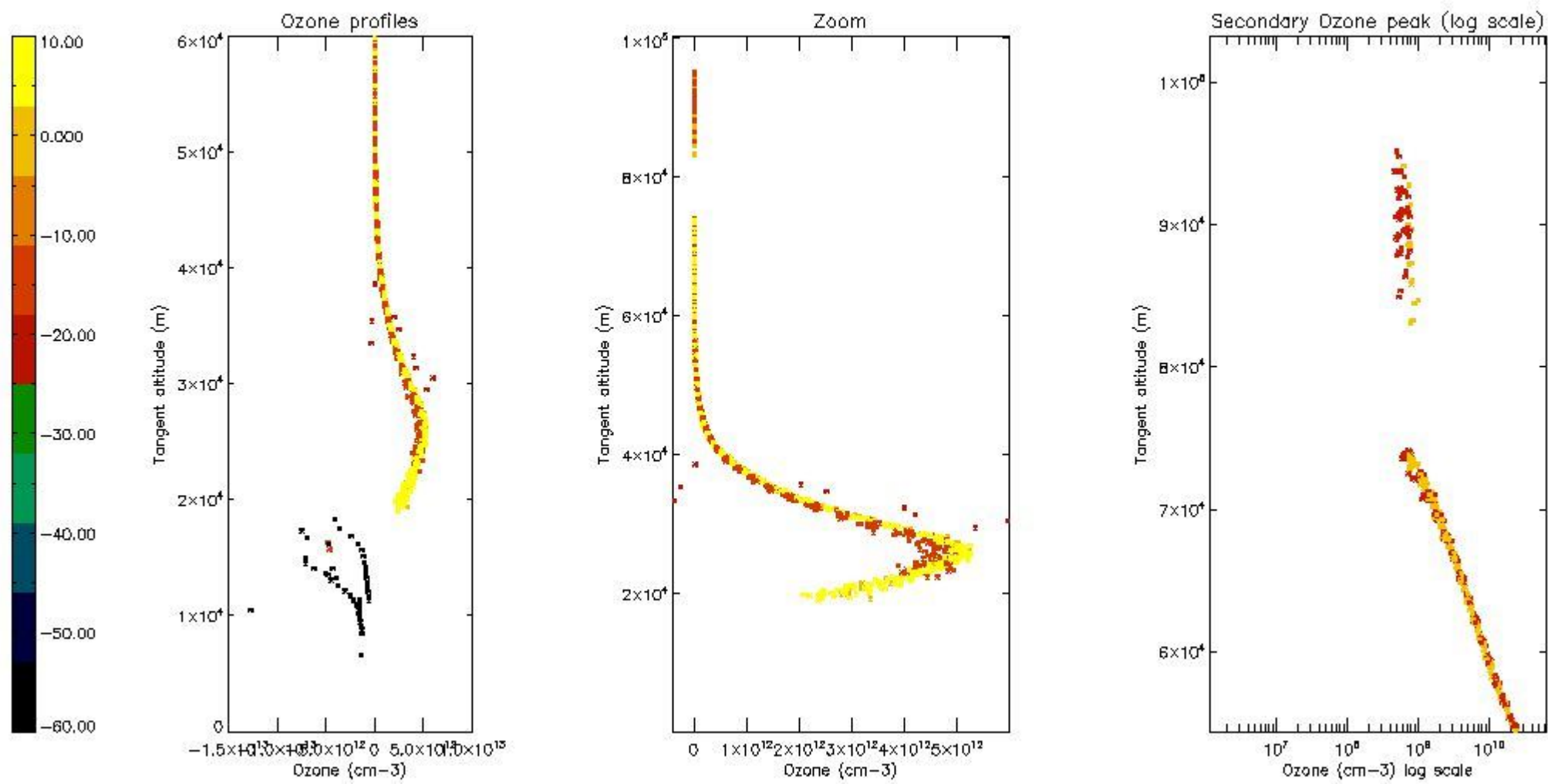
5.4 Plot ozone profiles where $STD < 10\%$ (dark without errors)

The colorbar represents the latitude.



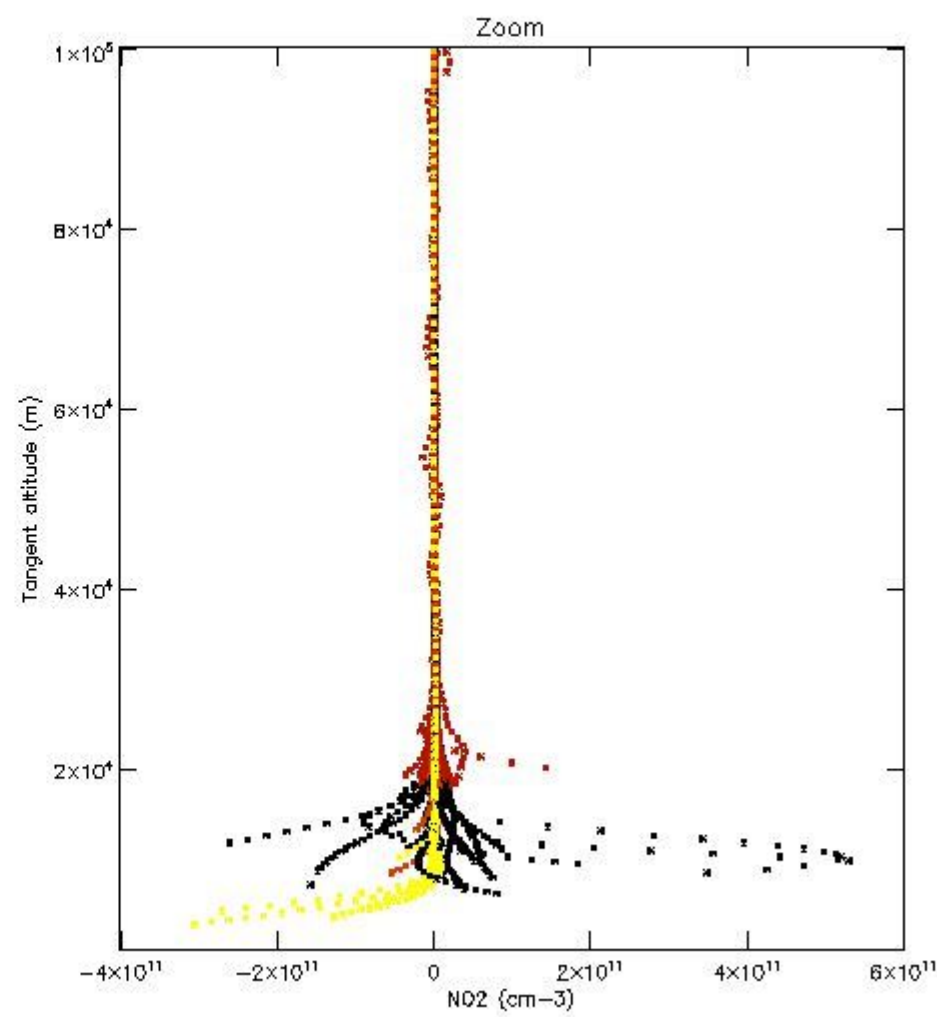
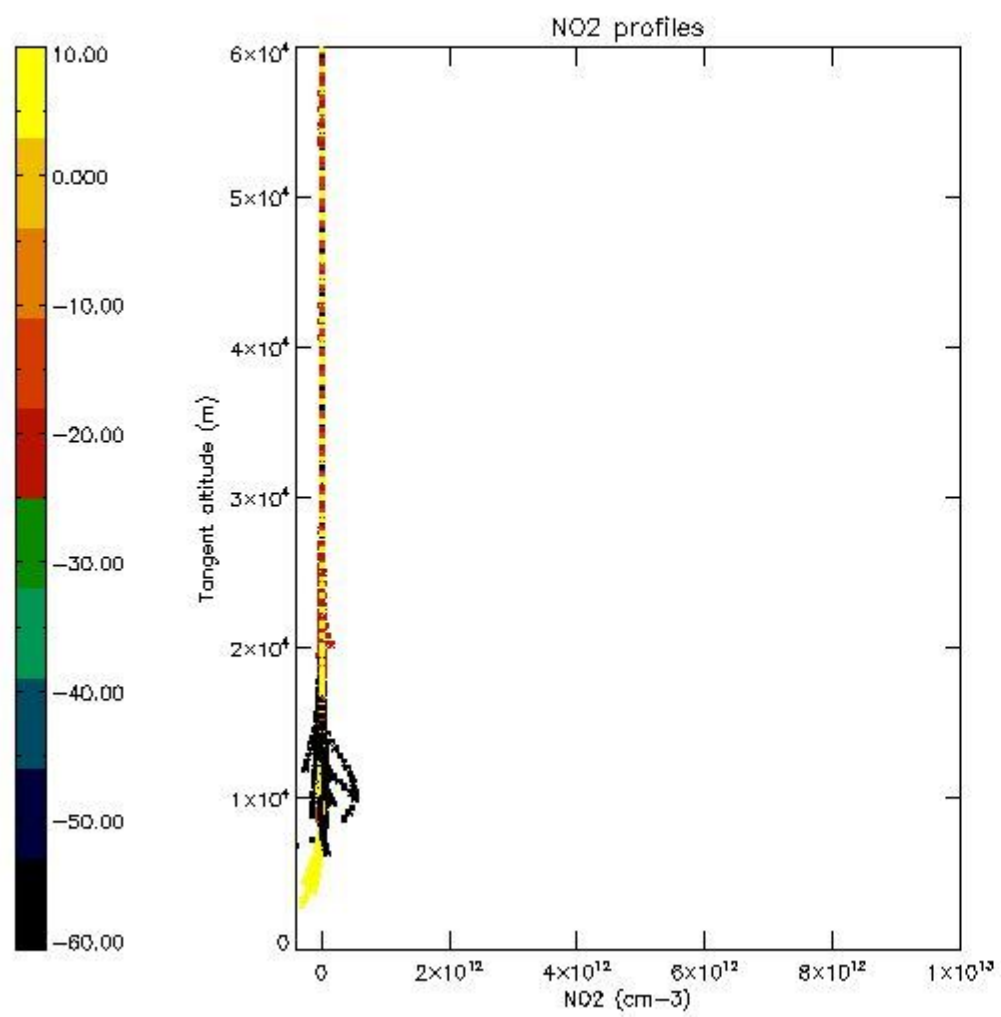
5.5 Plot ozone profiles where STD < 5% (dark without errors)

The colorbar represents the latitude.



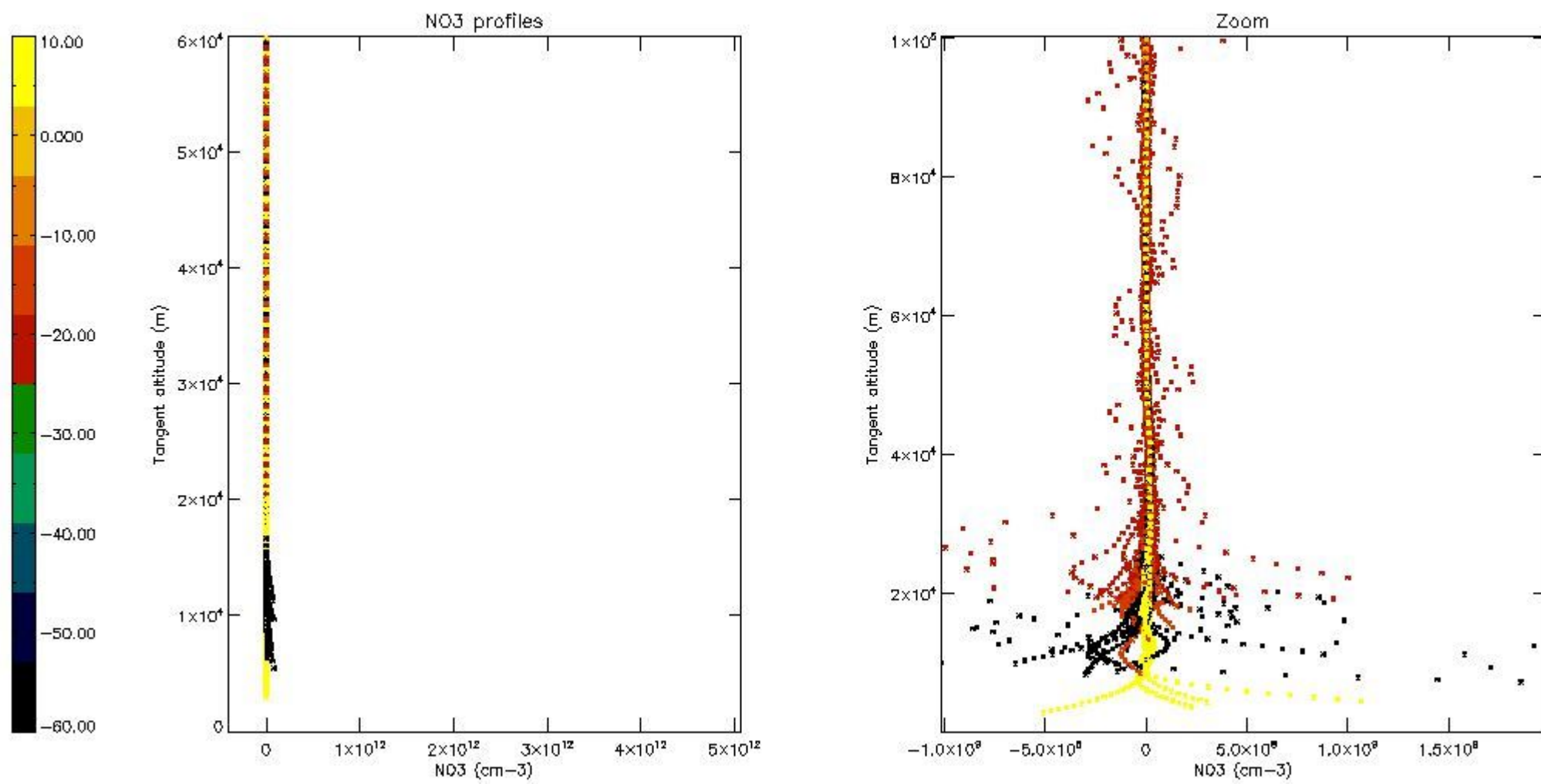
5.6 Plot NO₂ profiles for all STD (dark without errors)

The colorbar represents the latitude.



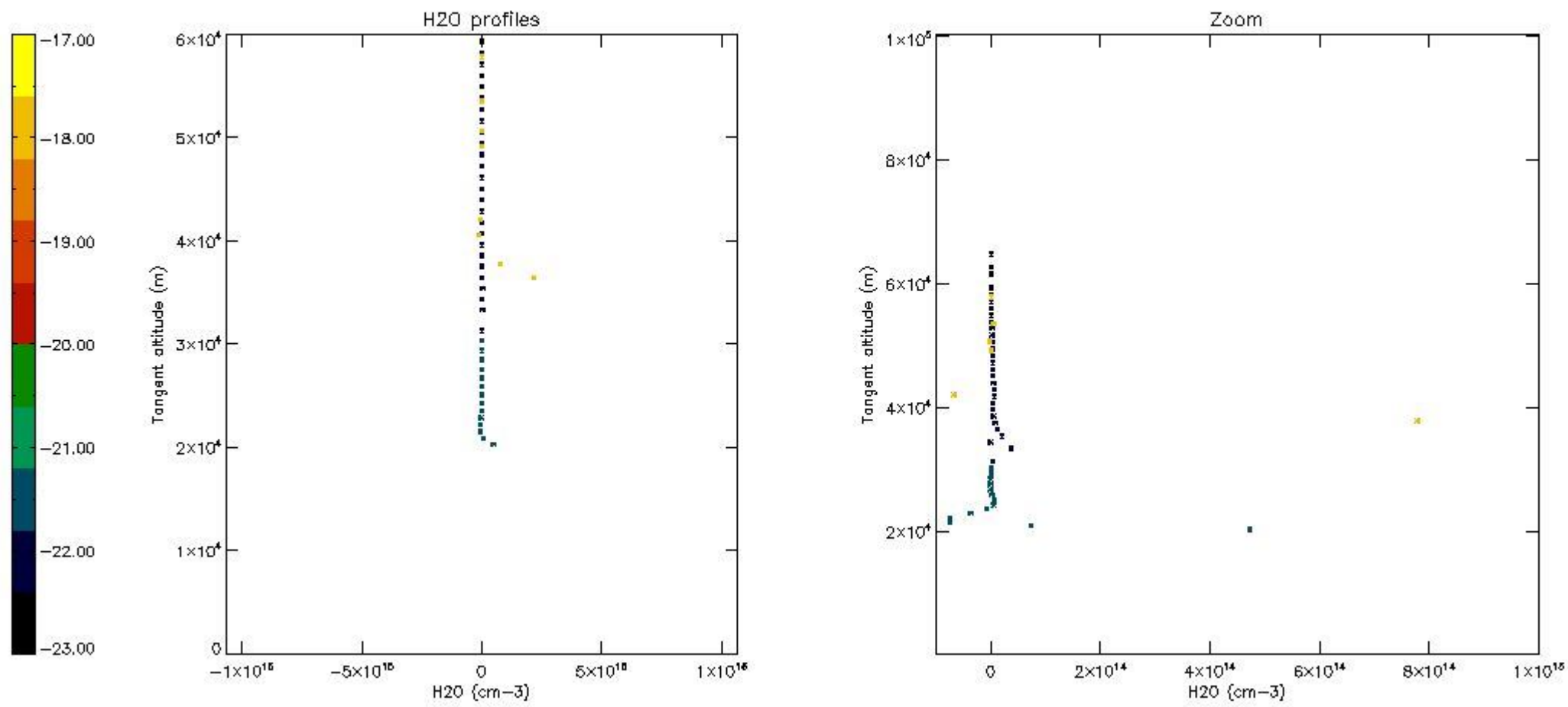
5.7 Plot NO3 profiles for all STD (dark without errors)

The colorbar represents the latitude.



5.8 Plot H₂O profiles for all STD (only for occultations of stars 1,2,3,4,13,14,16,26,63 dark without errors)

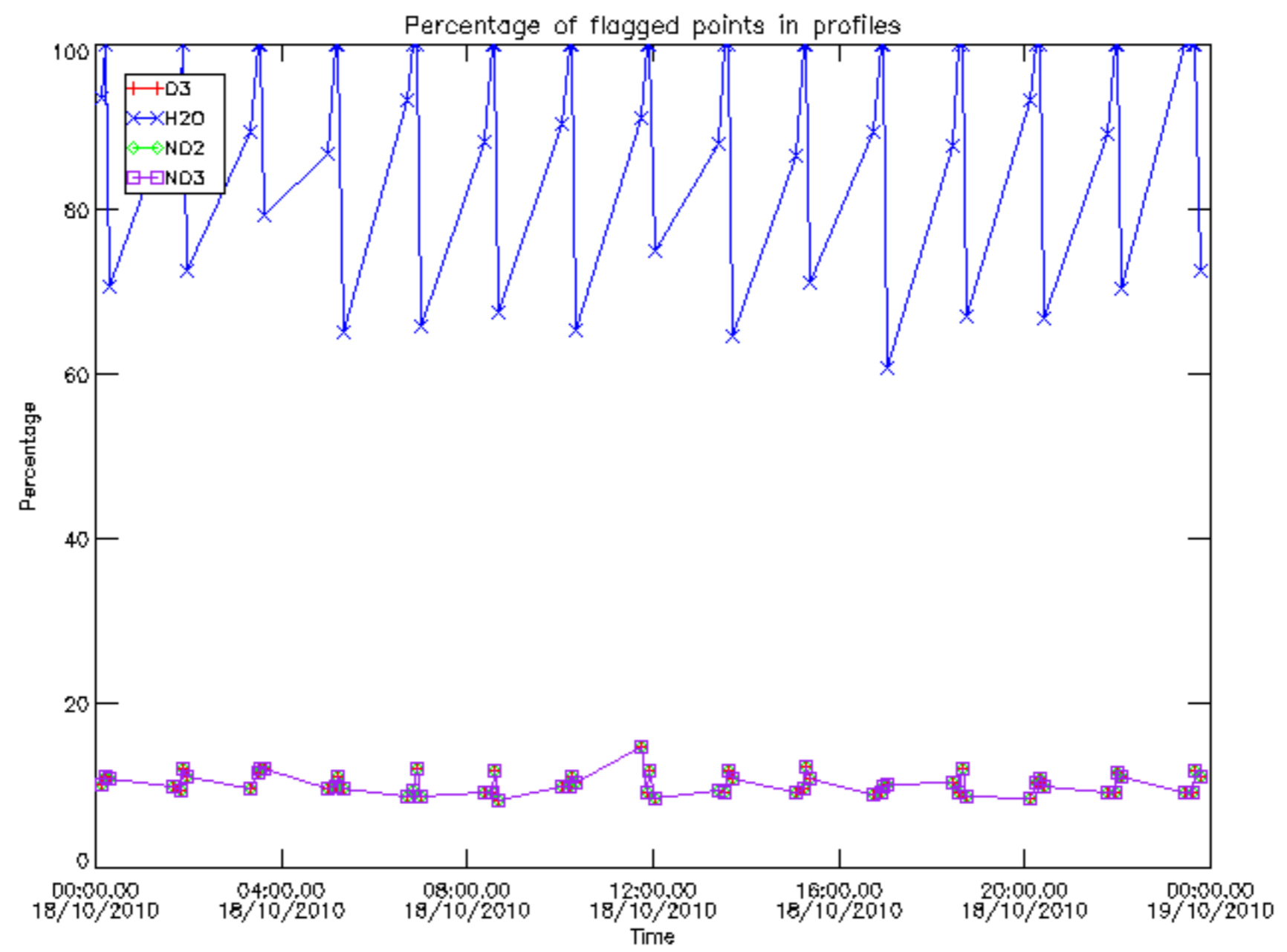
The colorbar represents the latitude.



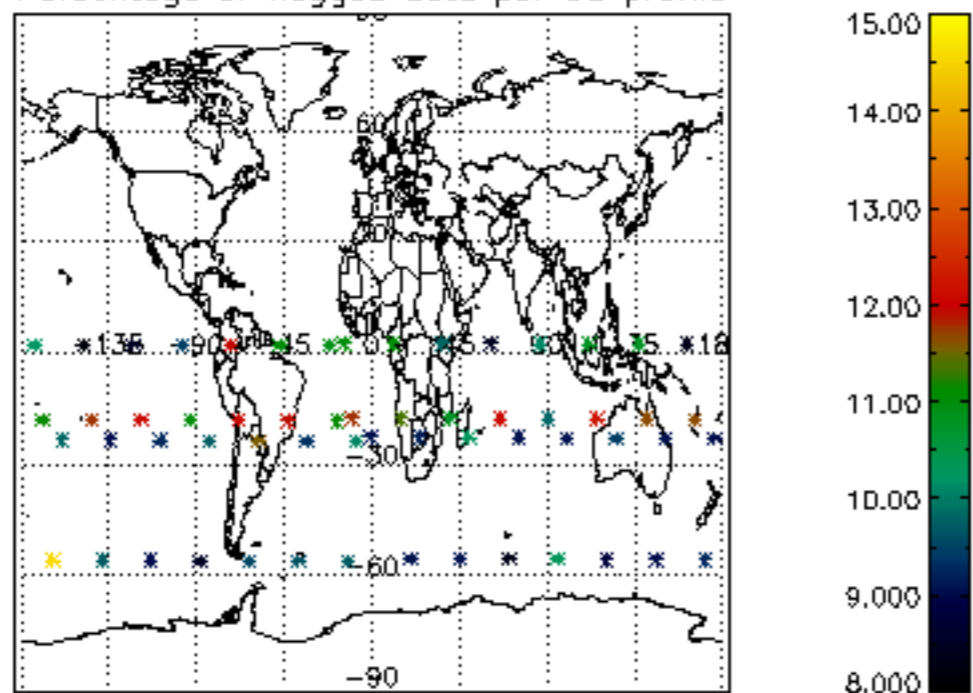
6. Auxiliary Data Files used for the production reported in section 2

The number reported in the third column indicates since which file (see list in section 2) the corresponding auxiliary file has been used. The fourth column is the date of those product files.

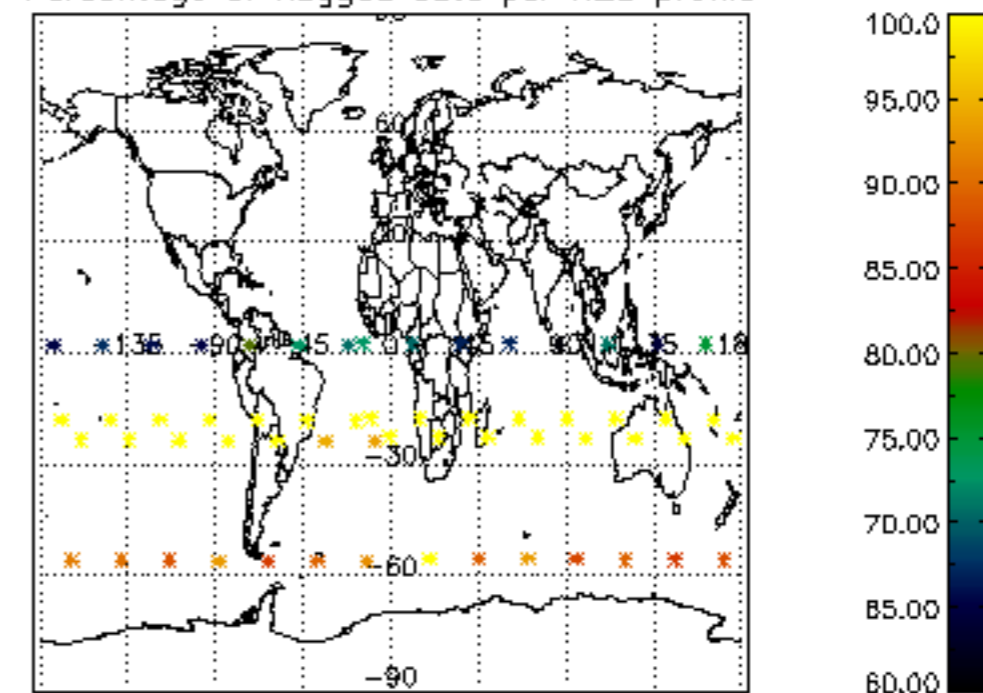
Type	Auxiliary Filename	Used since product	Used since product date
INST_PHYS_CHARACTERISTICS	GOM_INS_AXVIEC20091111_143220_20030716_120000_20500101_000000	1	18-OCT-2010 00:08:17
LEVEL-2_PROC_CONFIG	GOM_PR2_AXVIEC20091111_152718_20020301_000000_20500101_000000	1	18-OCT-2010 00:08:17
CROSS_SECTIONS_FILE	GOM_CRS_AXVIEC20091111_154832_20020301_000000_20500101_000000	1	18-OCT-2010 00:08:17



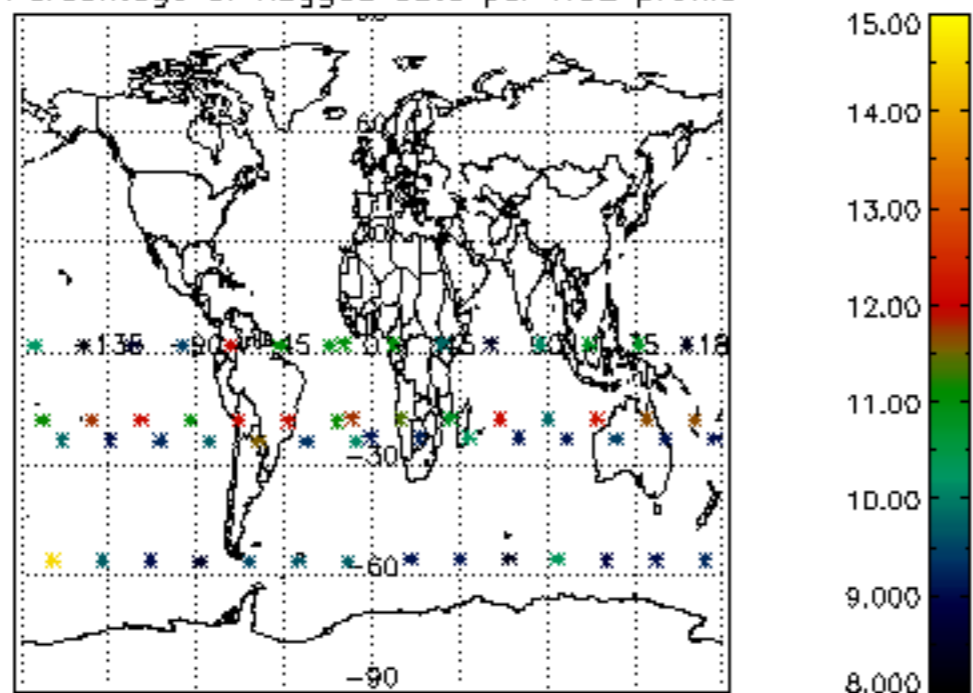
Percentage of flagged data per D3 profile



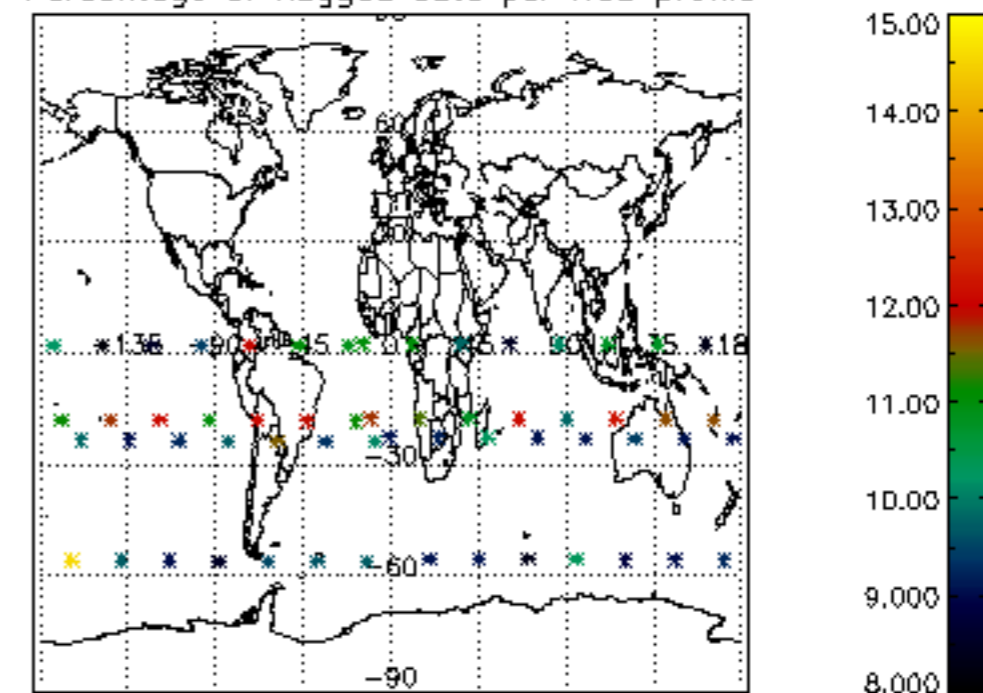
Percentage of flagged data per H2O profile

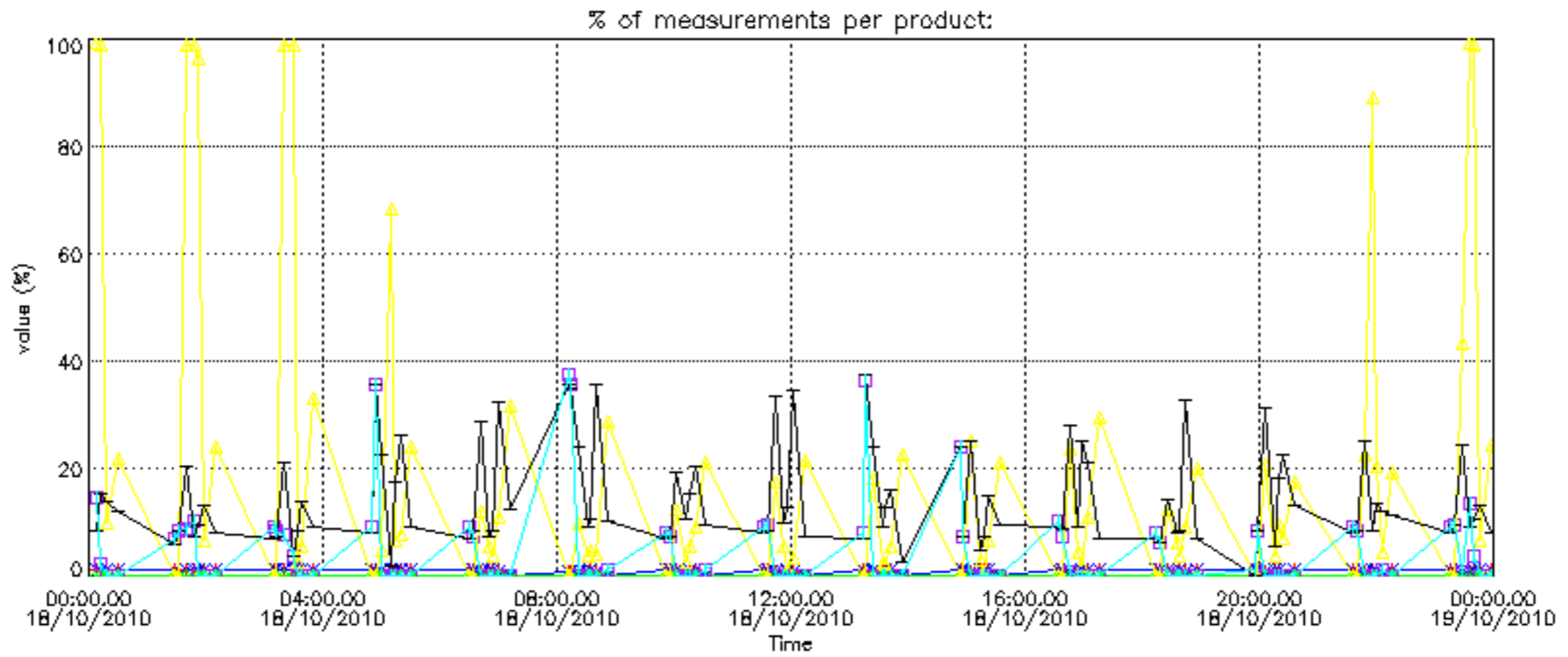


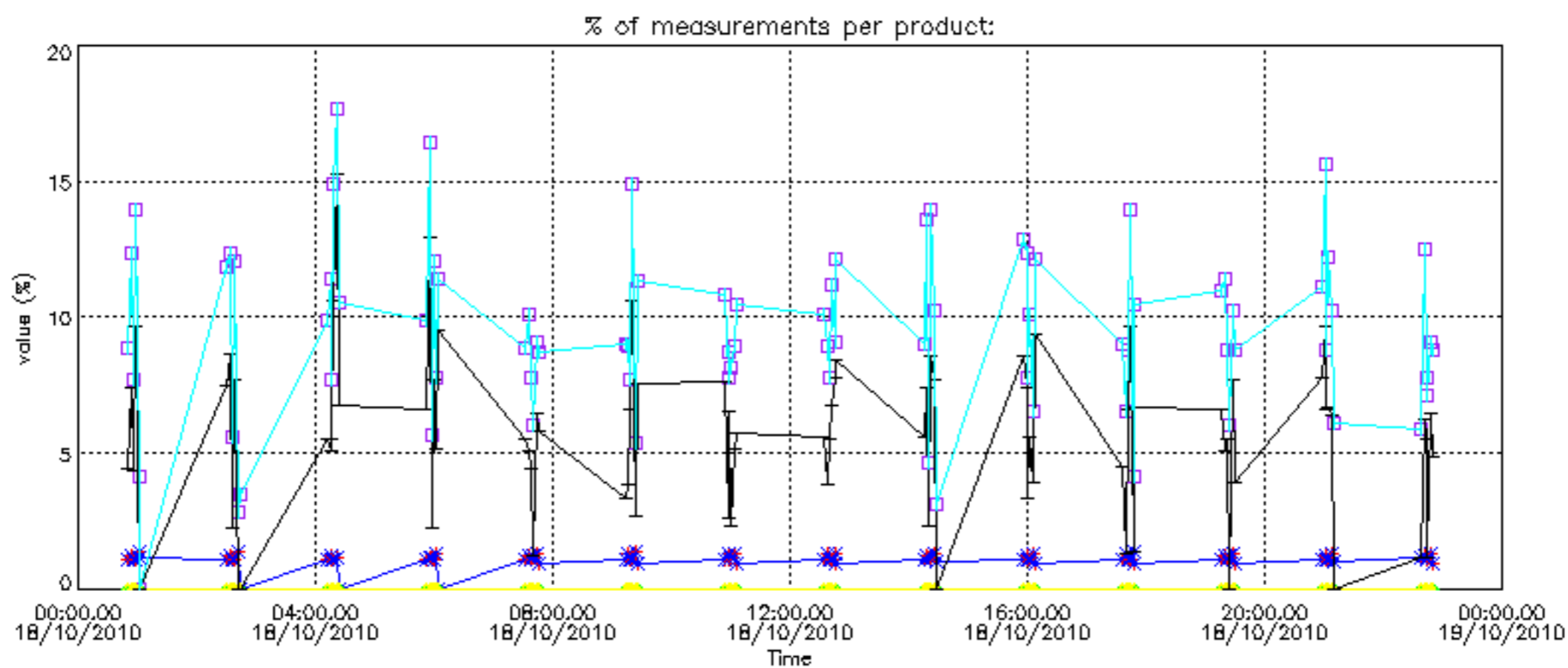
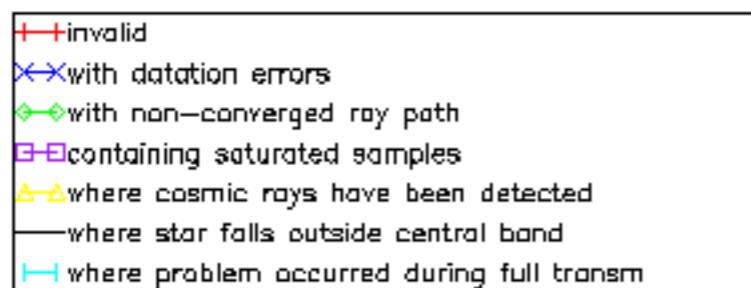
Percentage of flagged data per NO2 profile



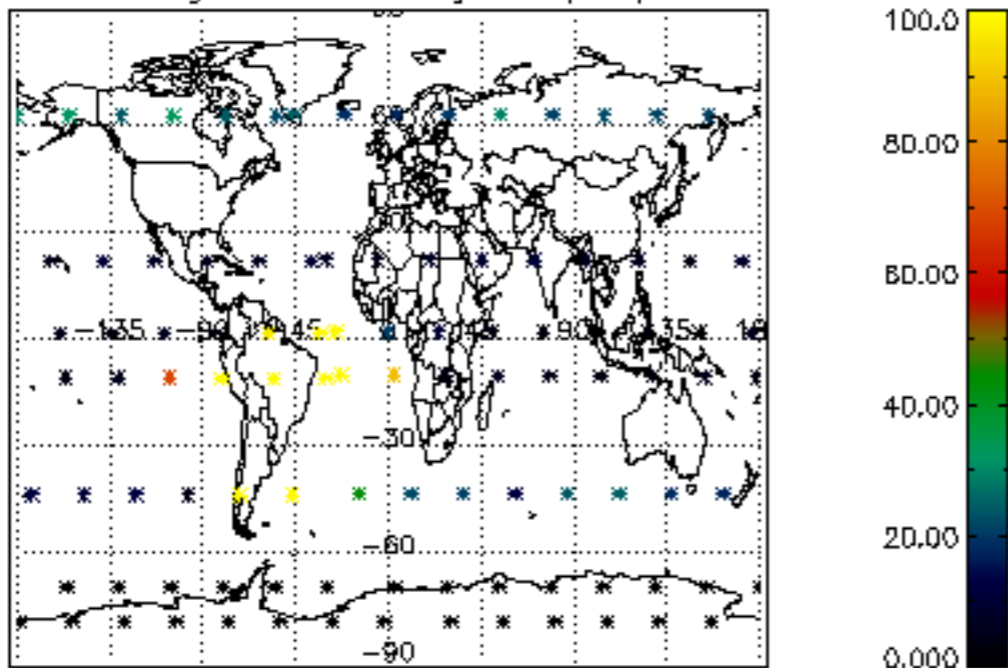
Percentage of flagged data per NO3 profile



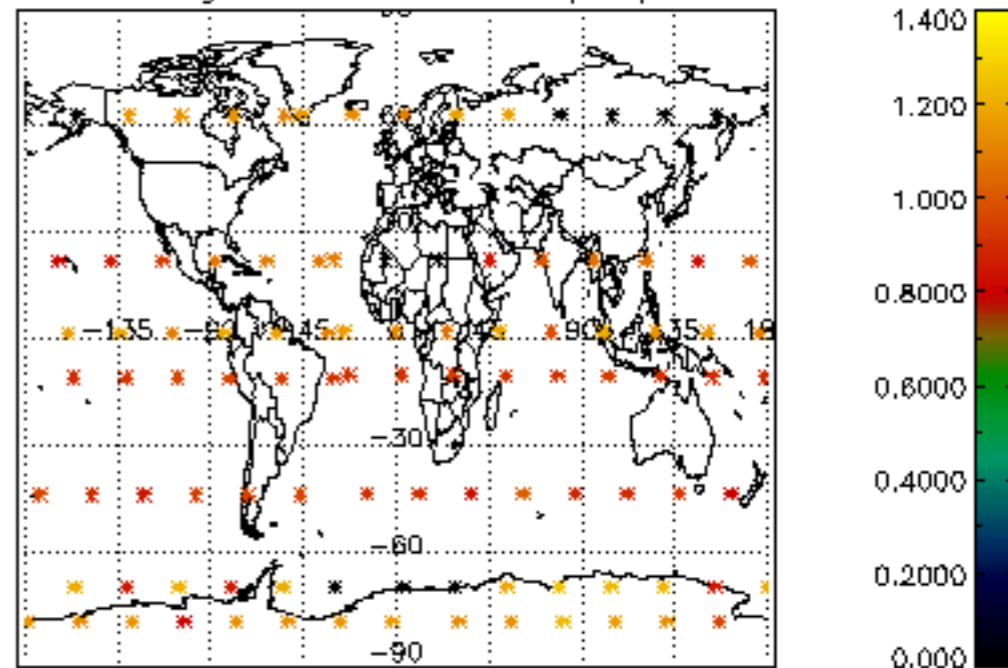




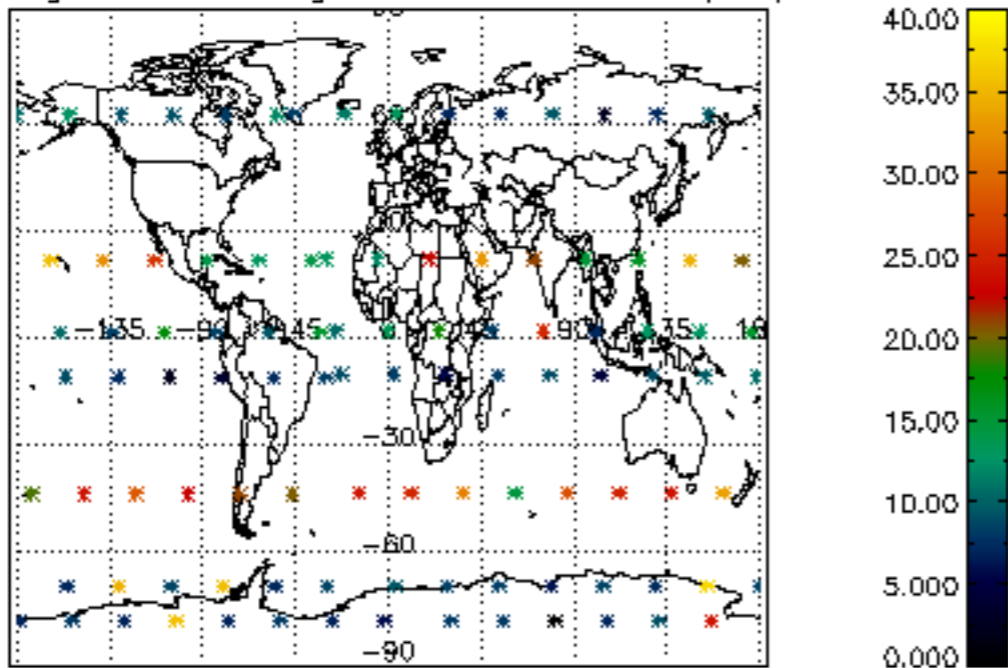
Percentage of cosmic ray hits per profile



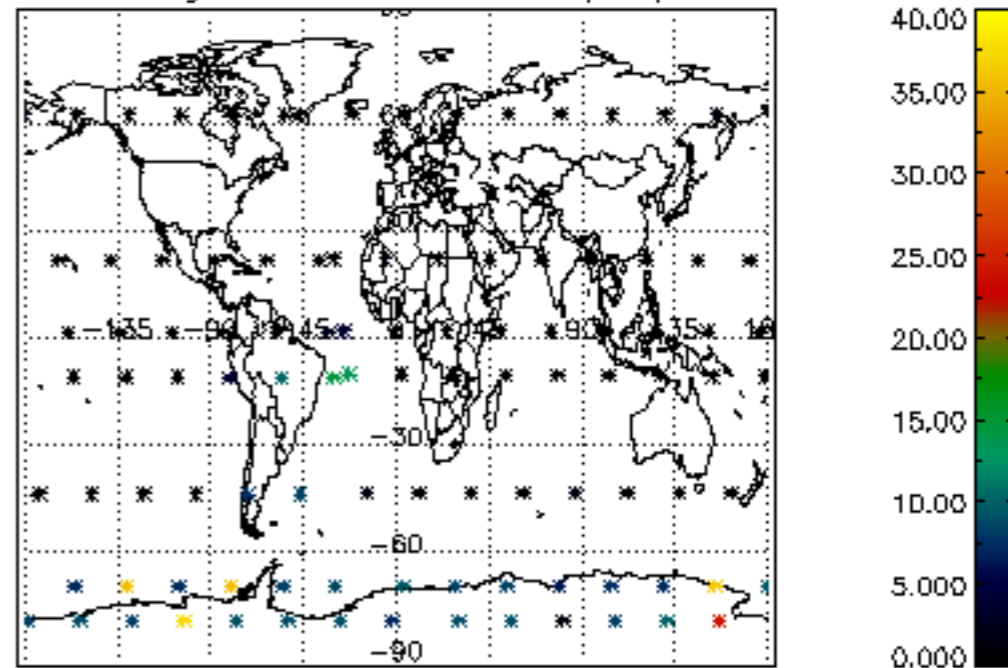
Percentage of datation errors per profile



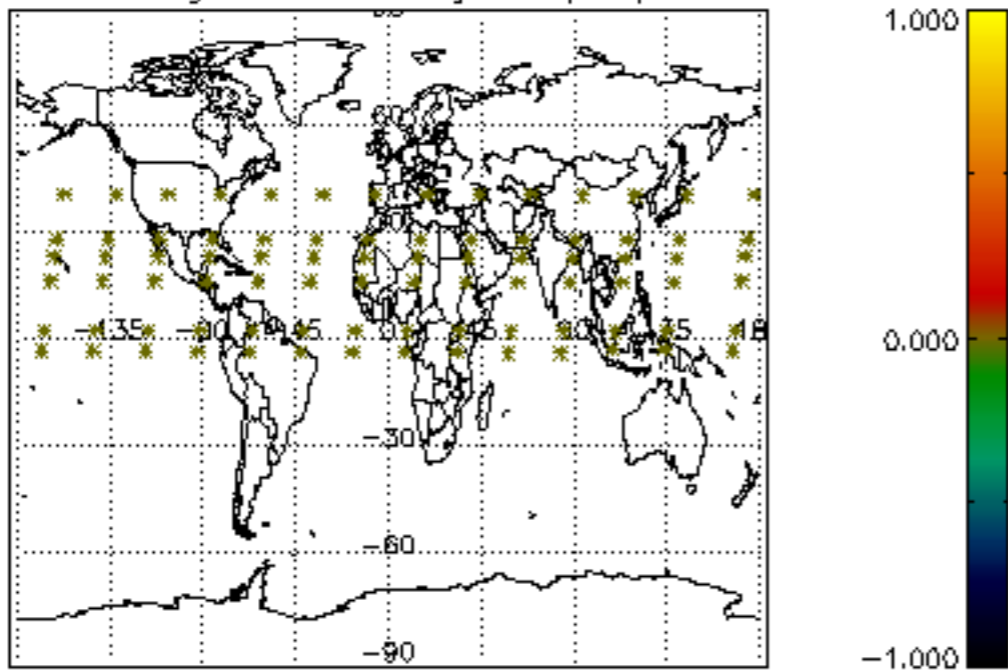
Percentage of star falling outside central band per profile



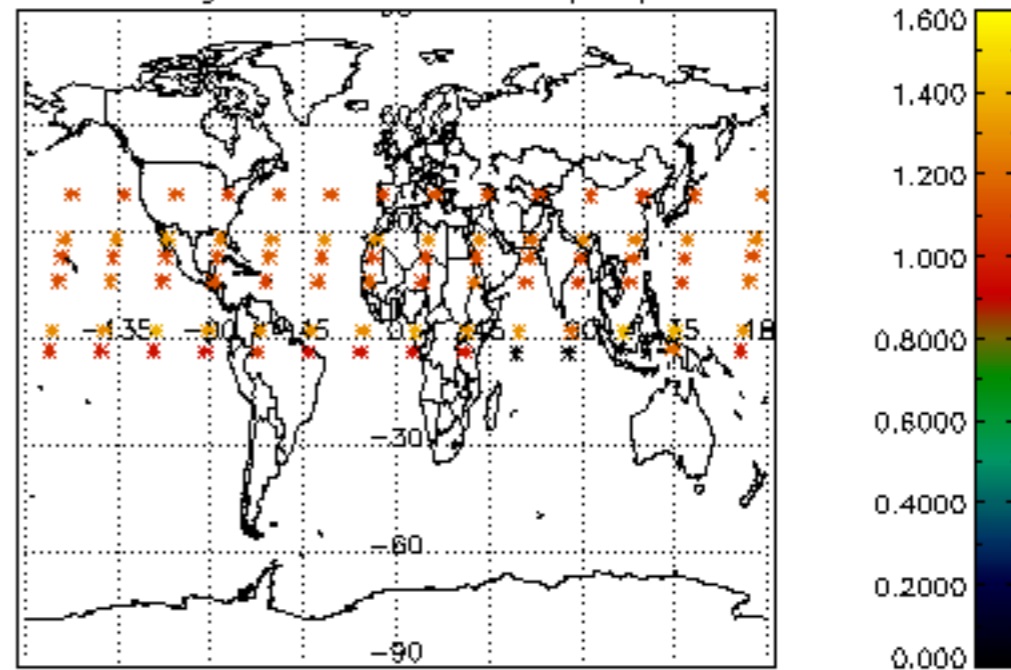
Percentage of saturation errors per profile



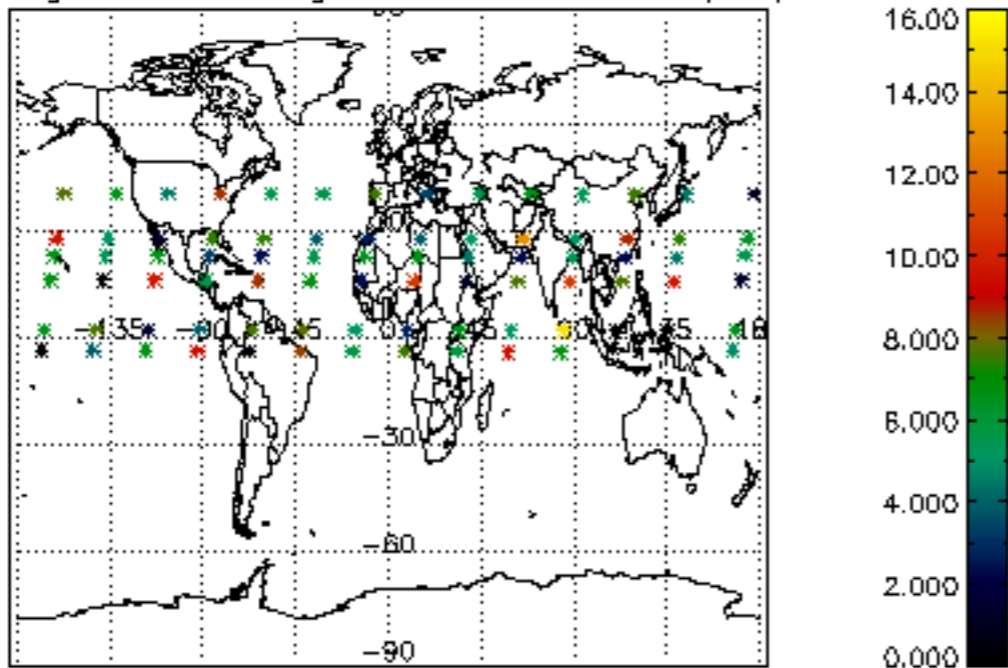
Percentage of cosmic ray hits per profile



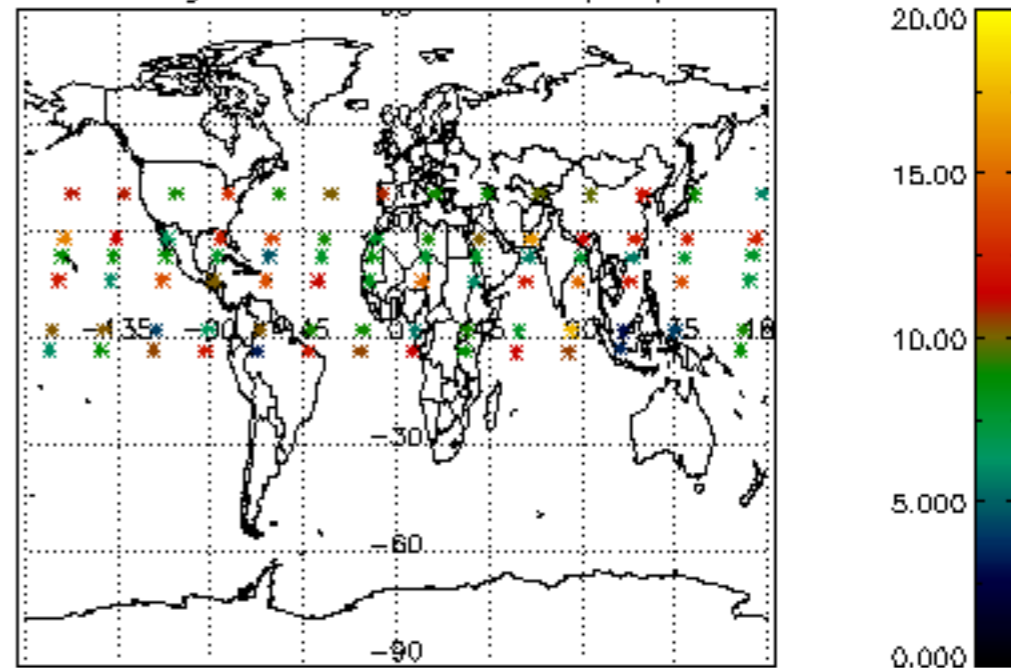
Percentage of datation errors per profile

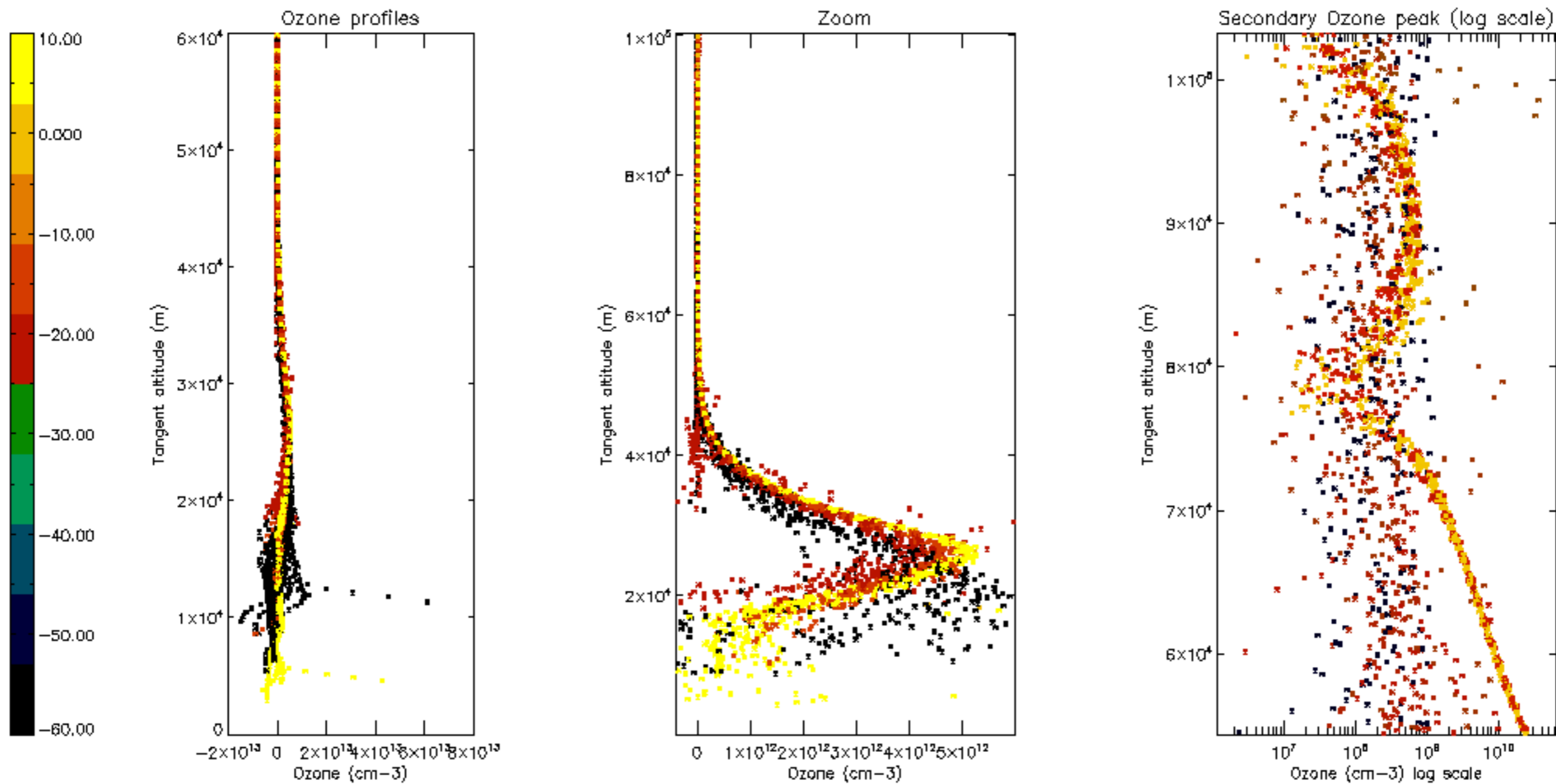


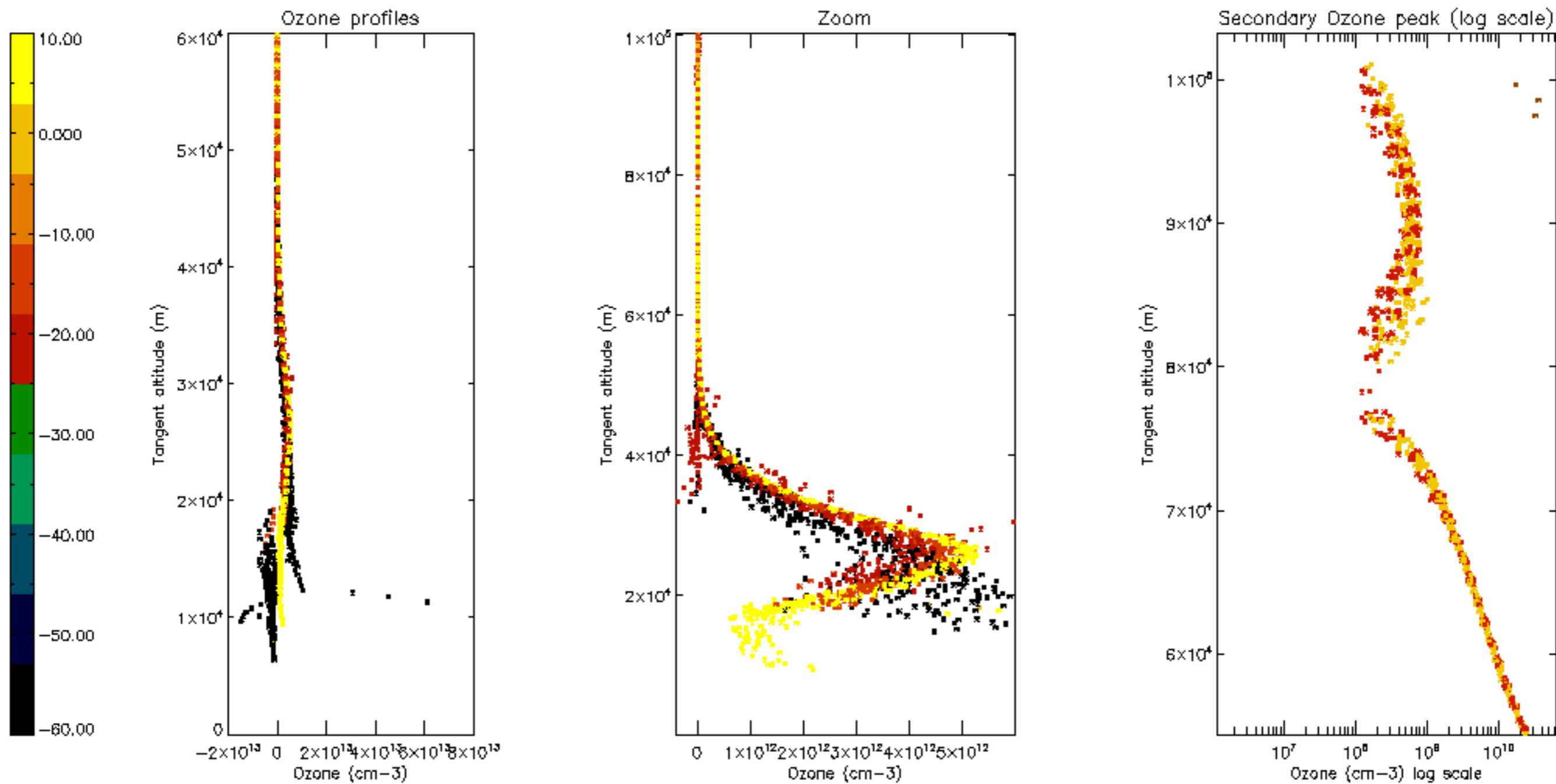
Percentage of star falling outside central band per profile

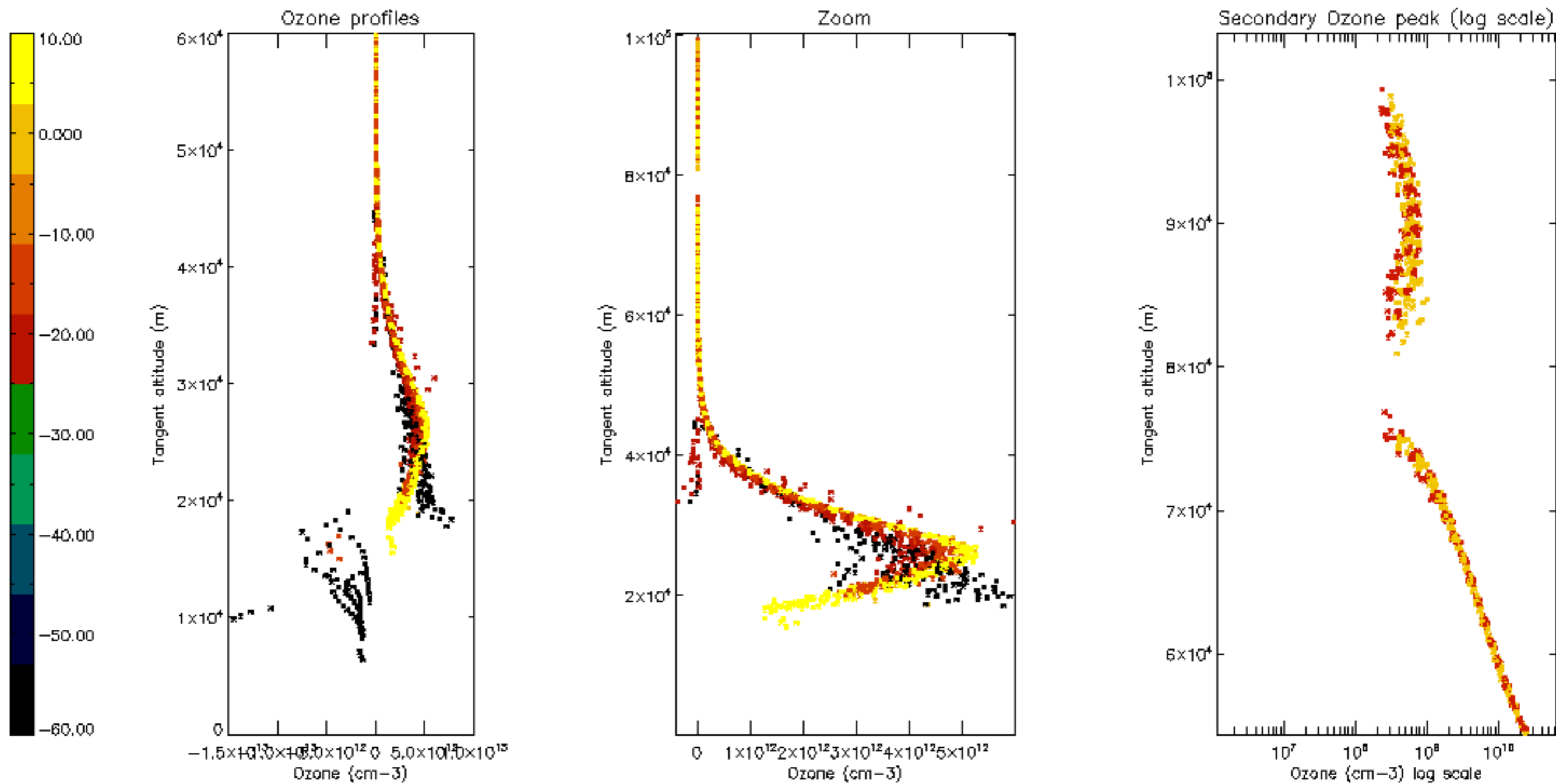


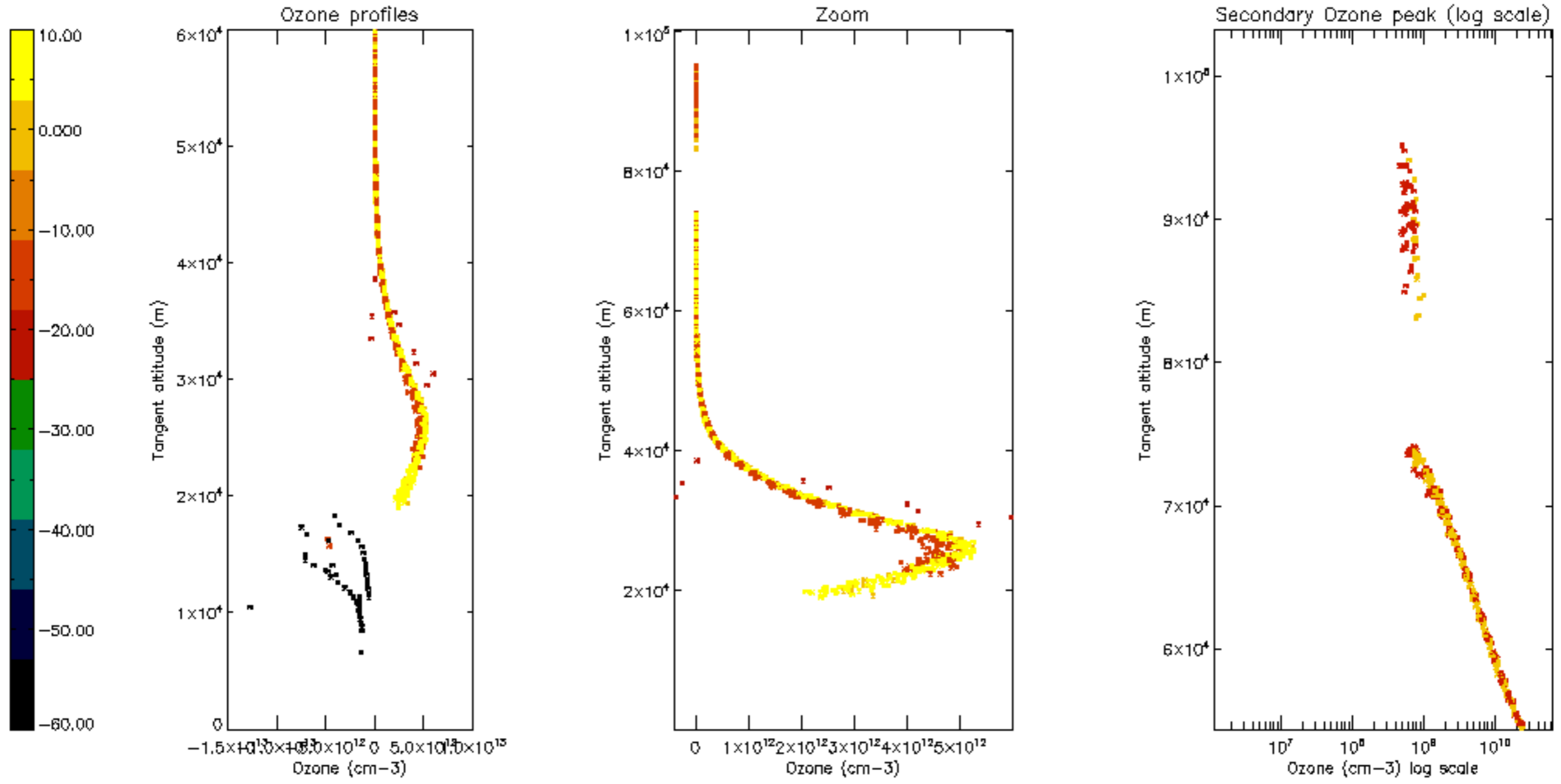
Percentage of saturation errors per profile

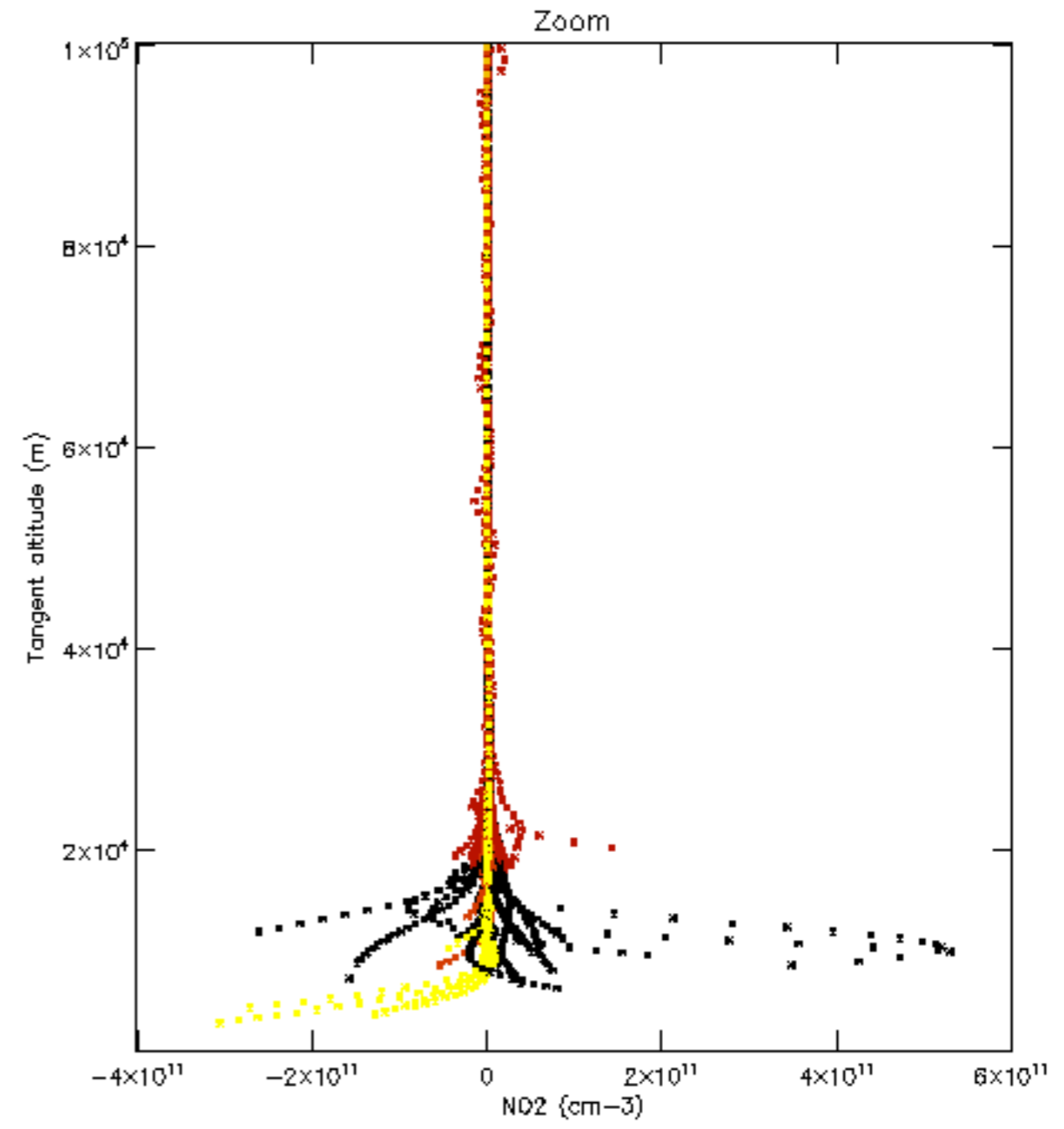
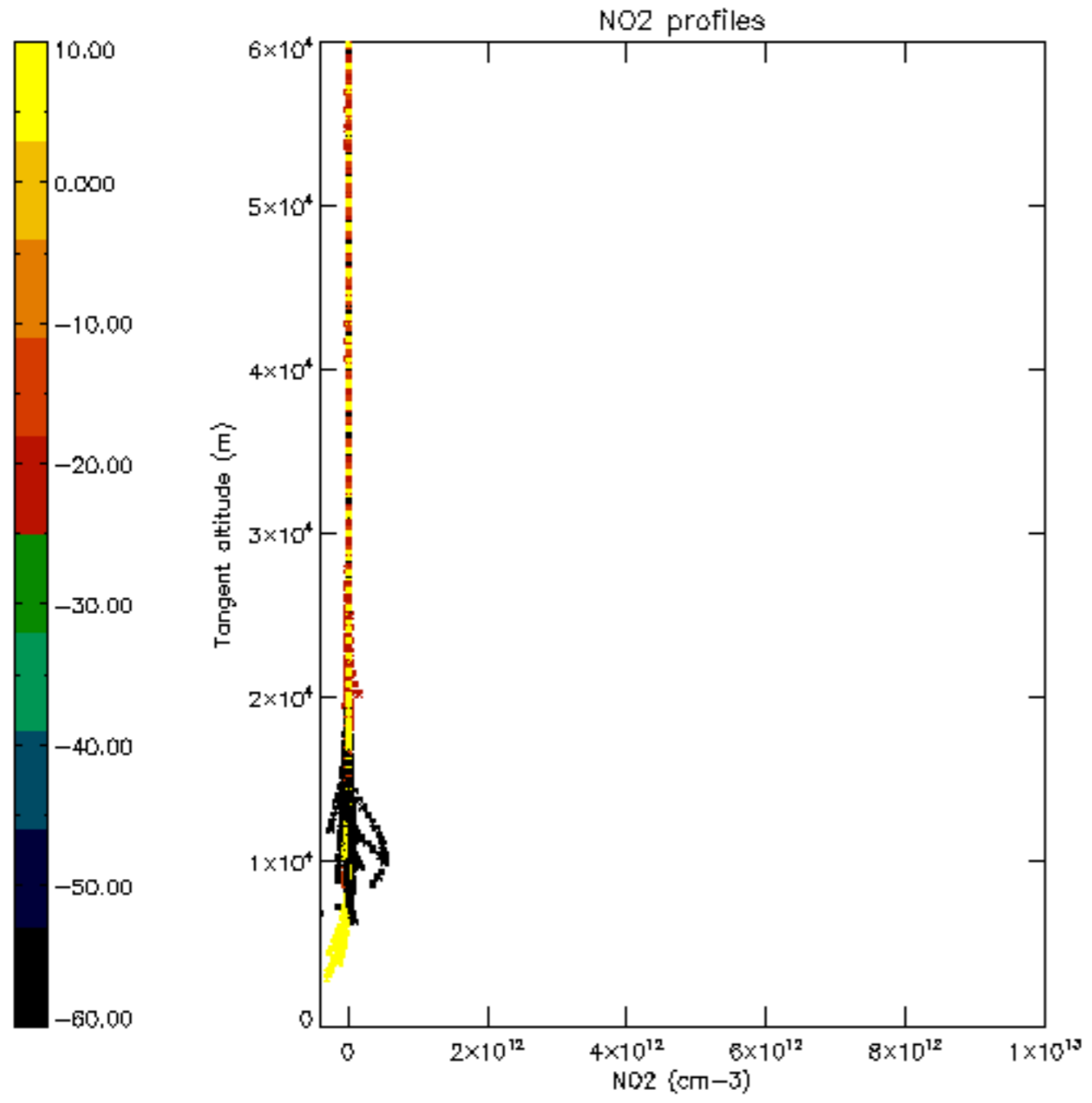


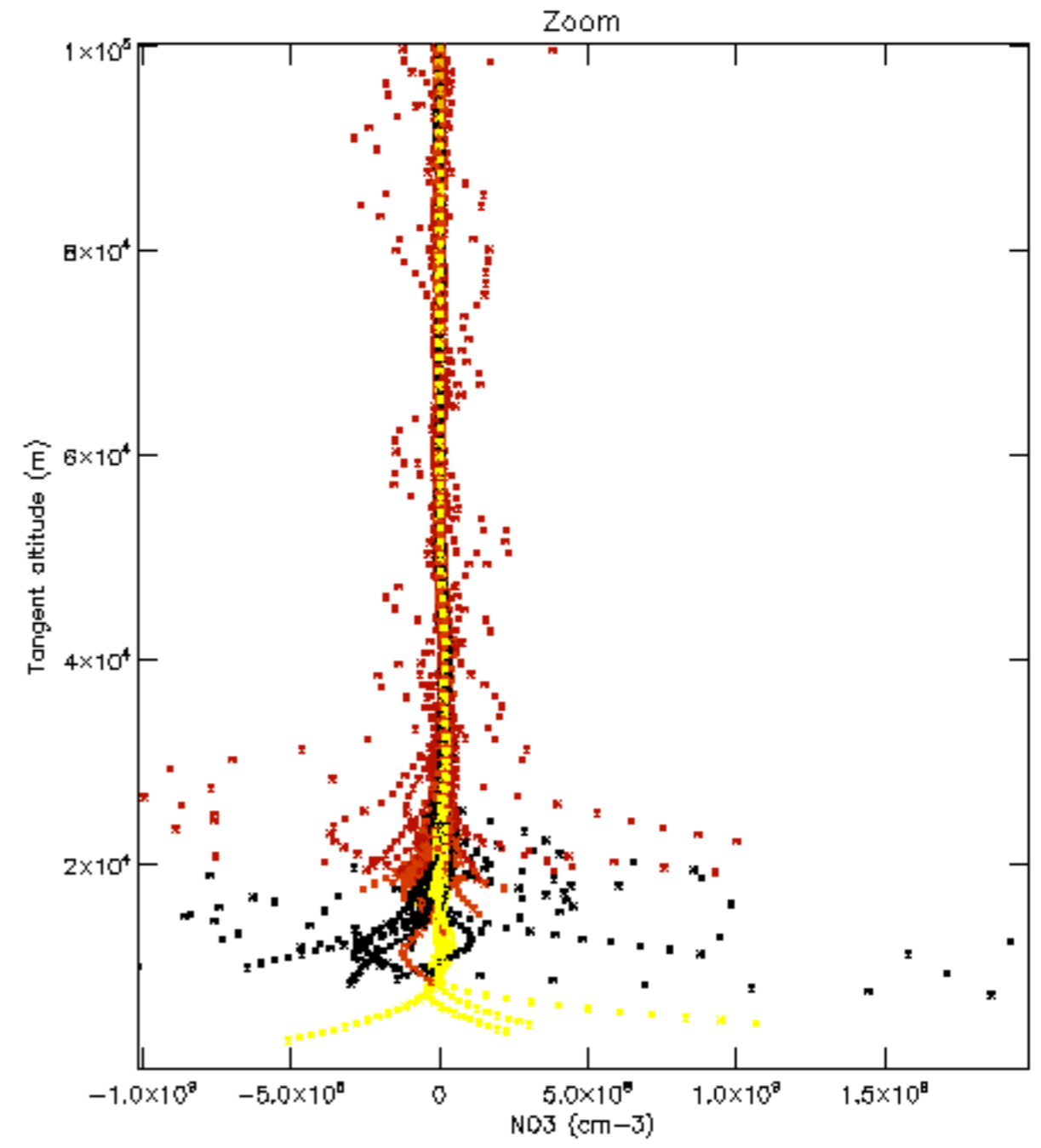
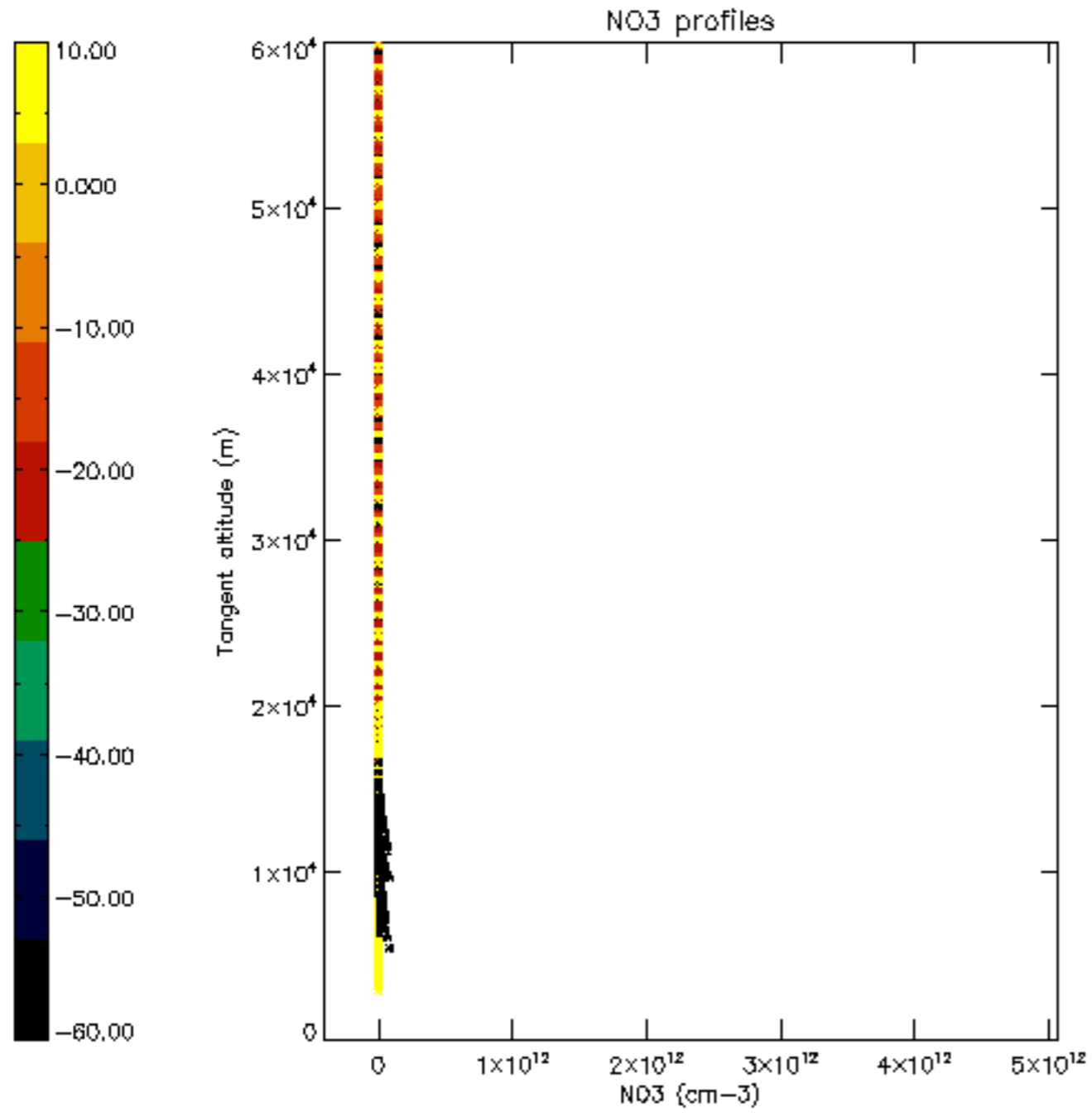


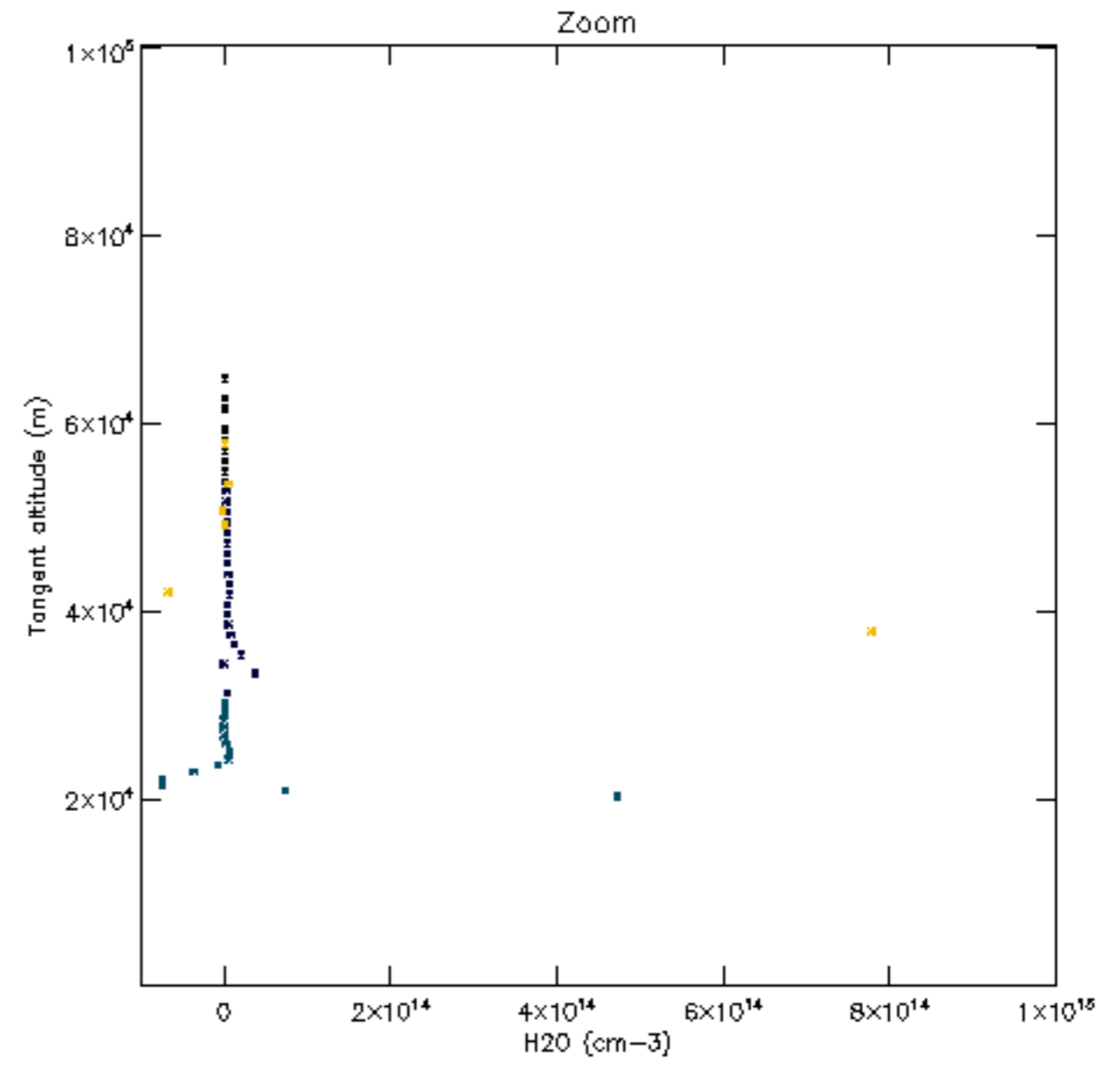
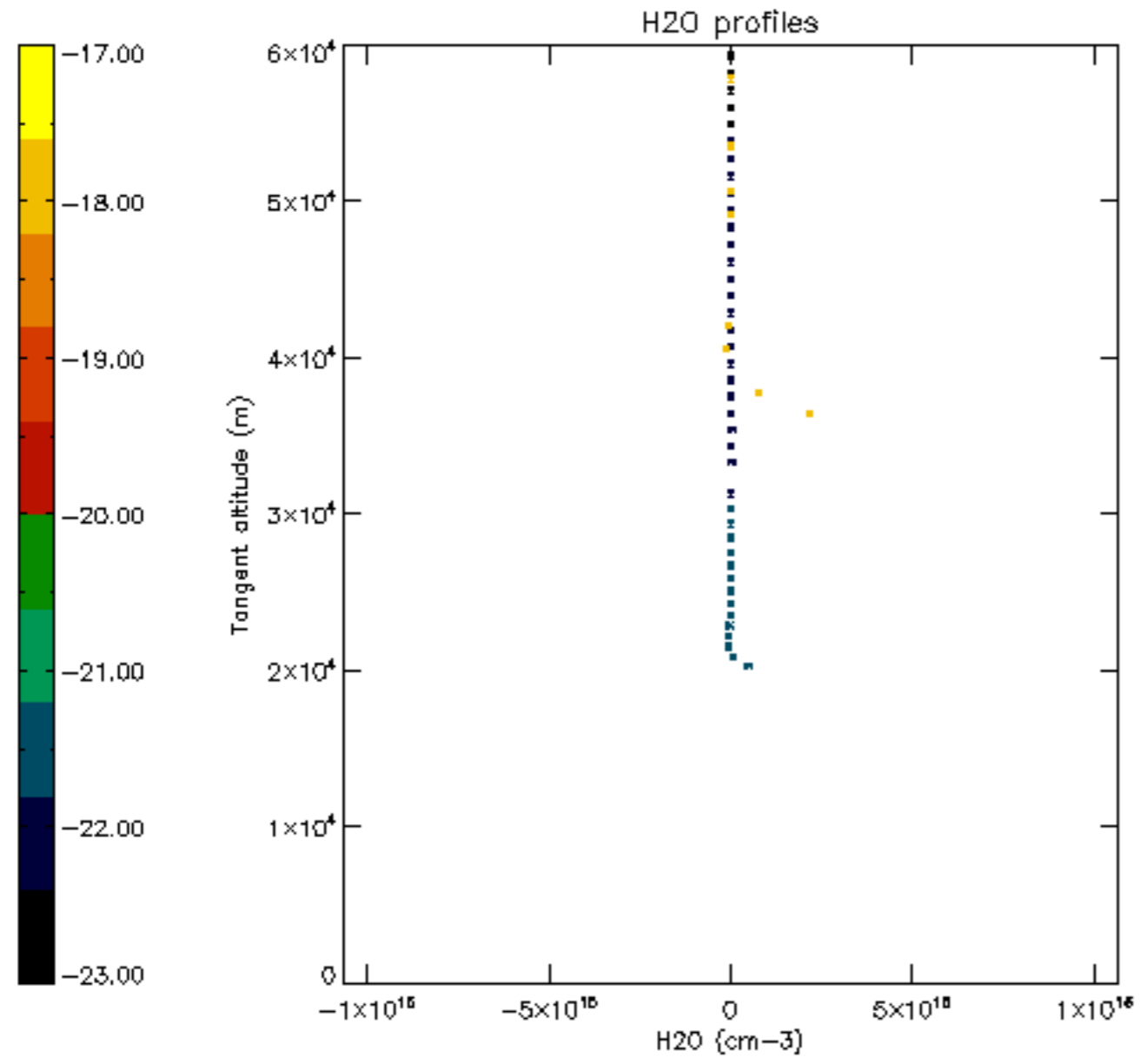


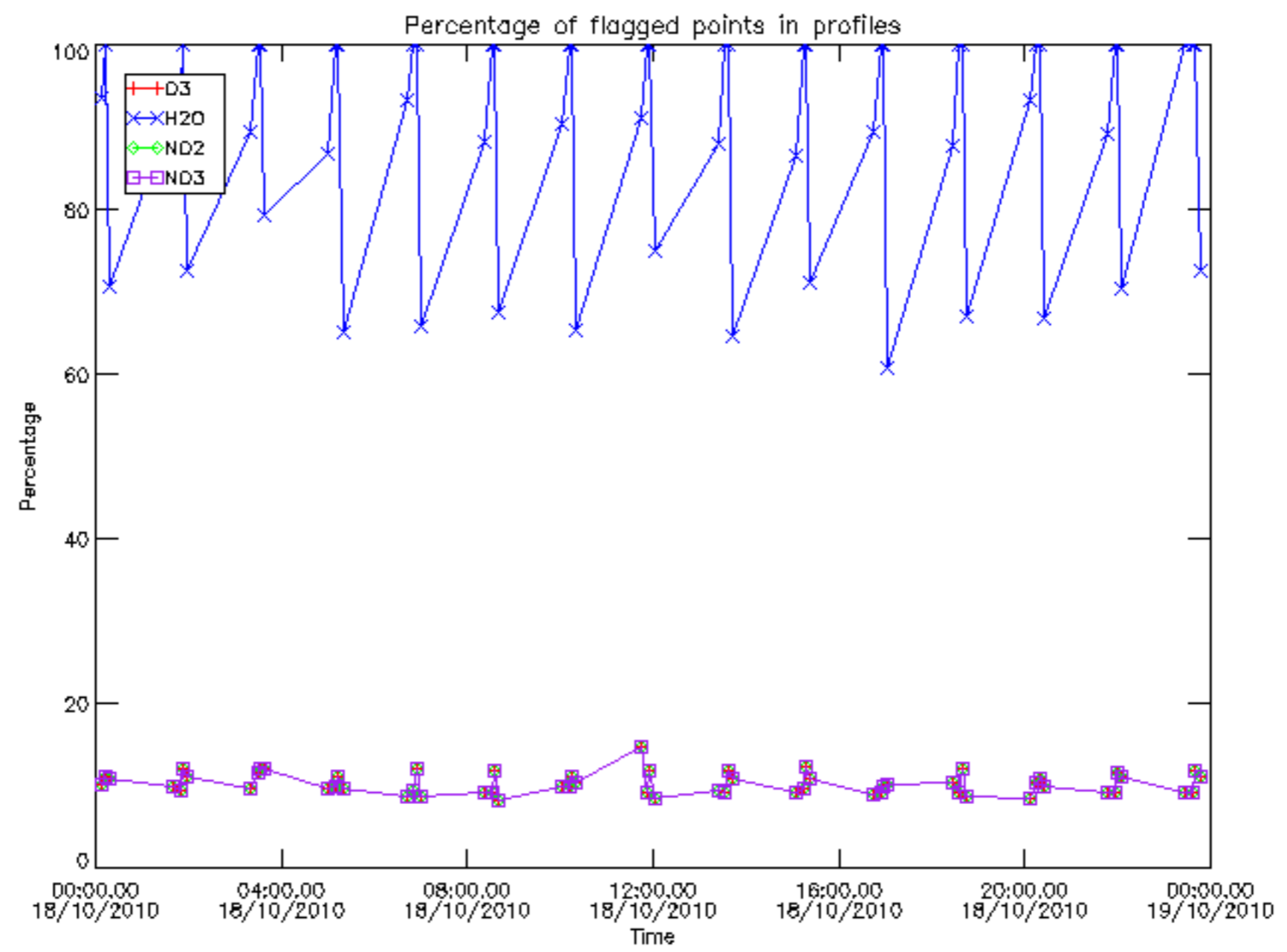




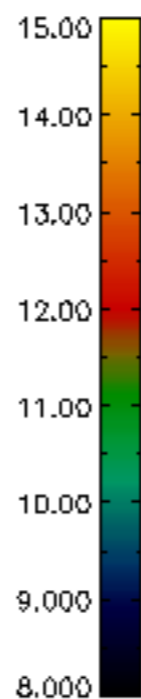
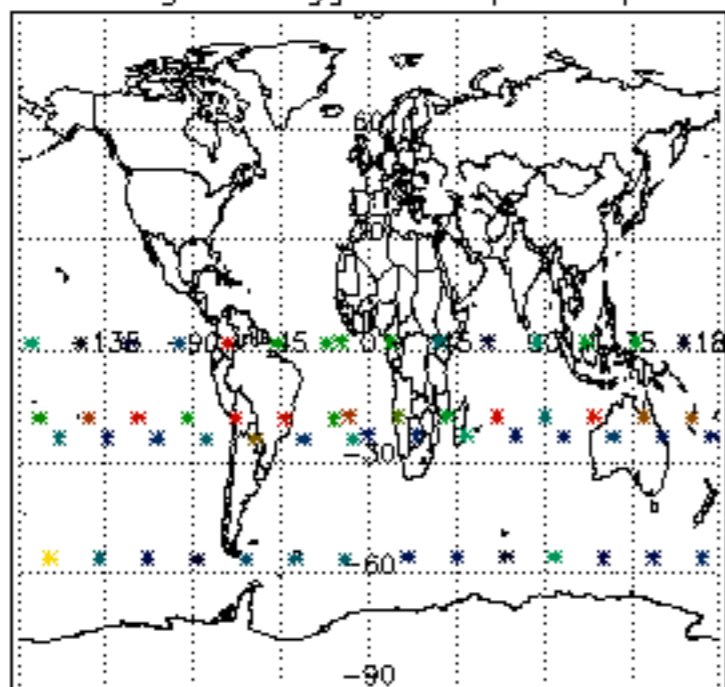




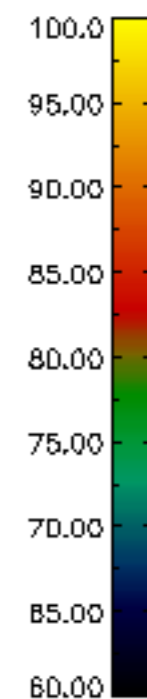
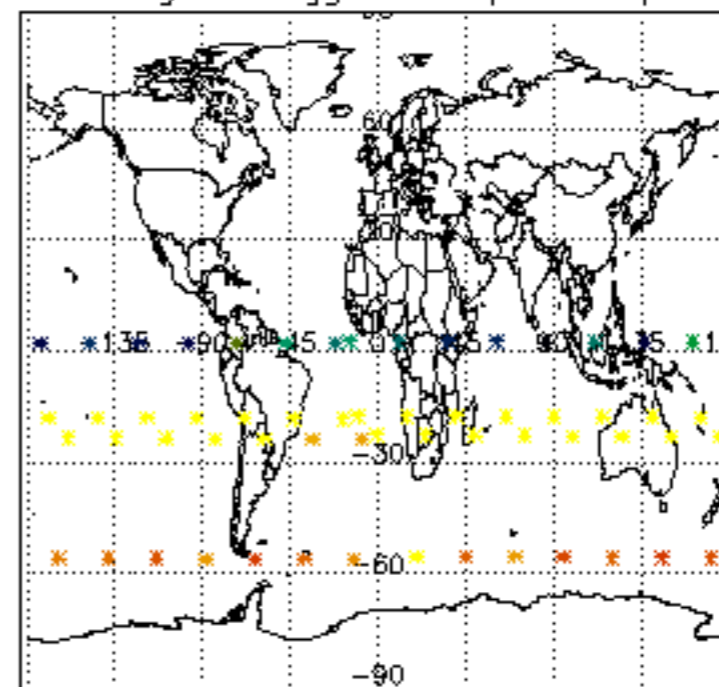




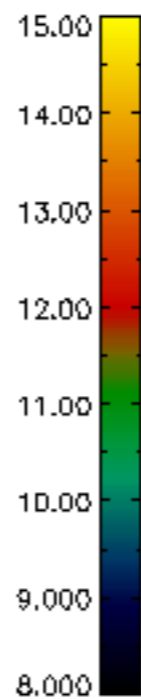
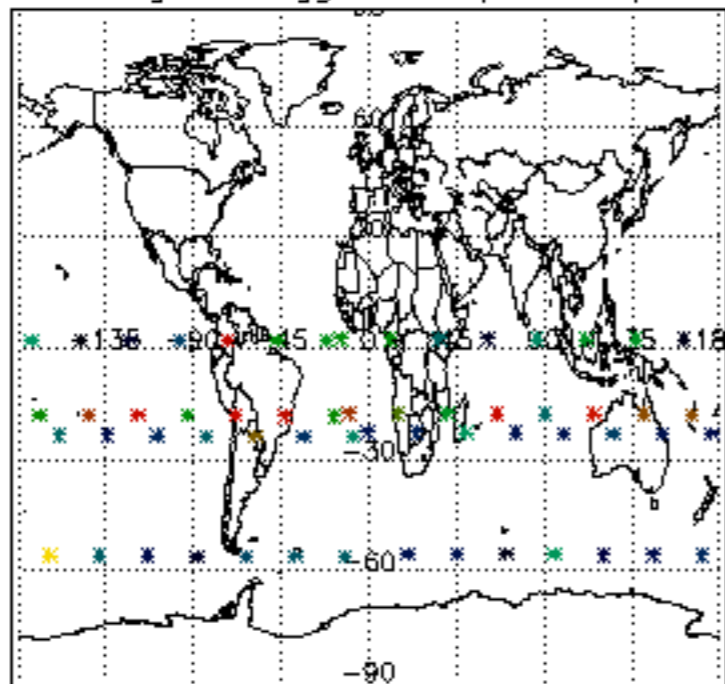
Percentage of flagged data per D3 profile



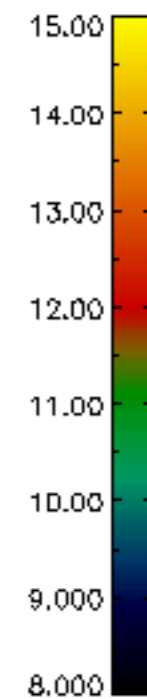
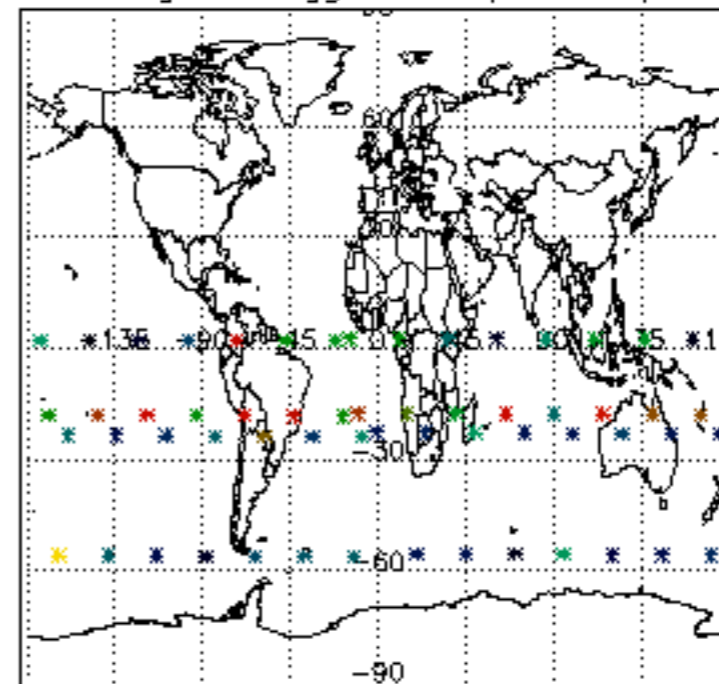
Percentage of flagged data per H2O profile

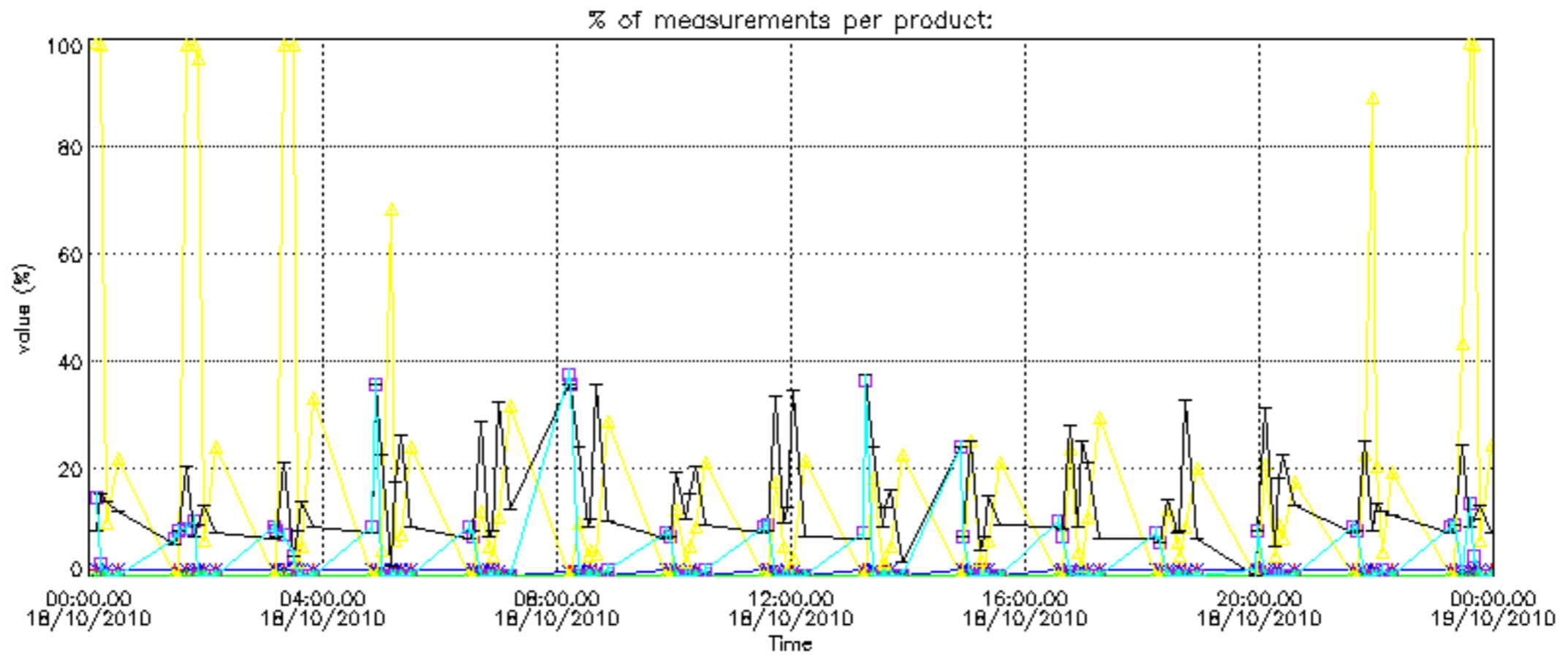


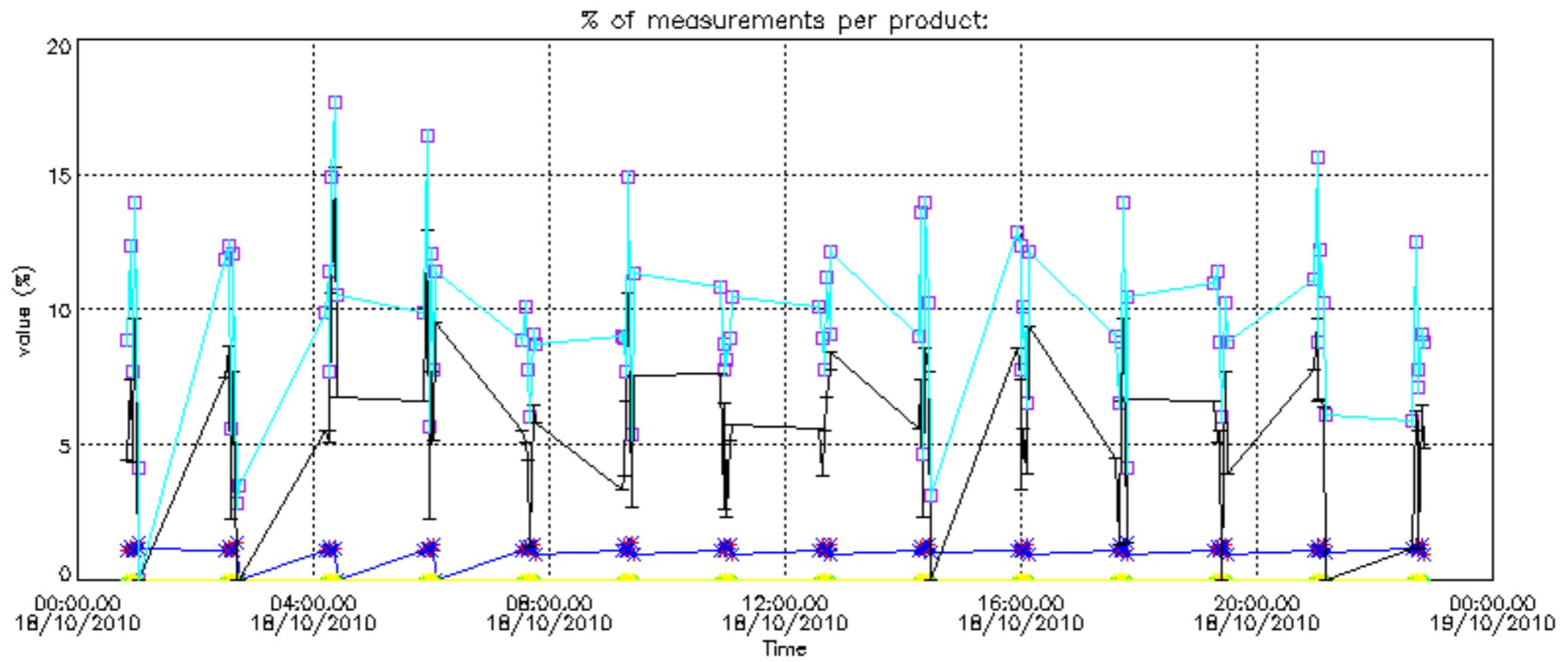
Percentage of flagged data per NO2 profile



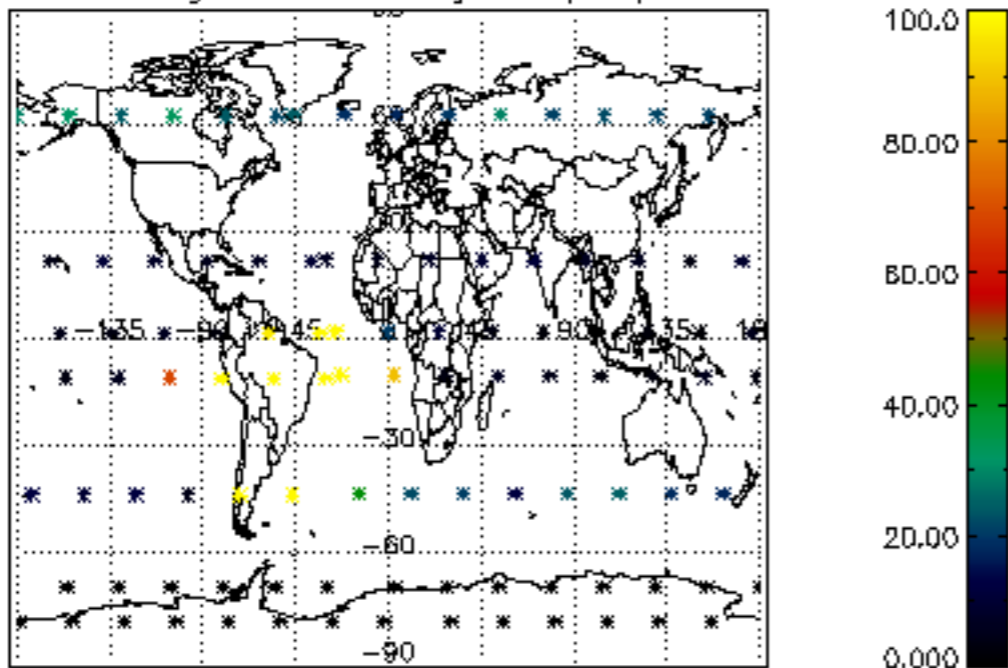
Percentage of flagged data per NO3 profile



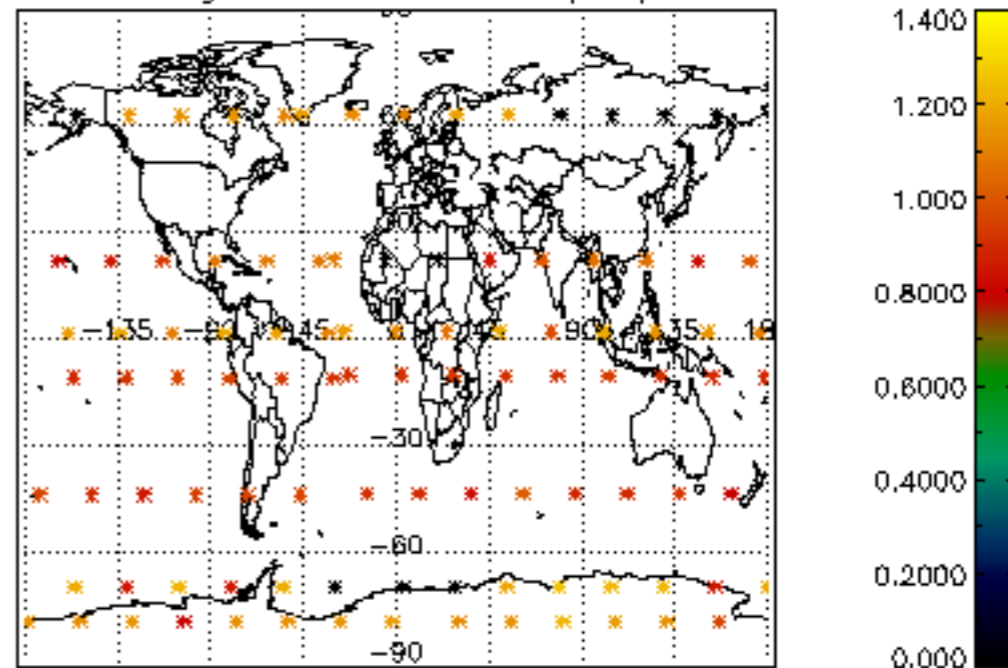




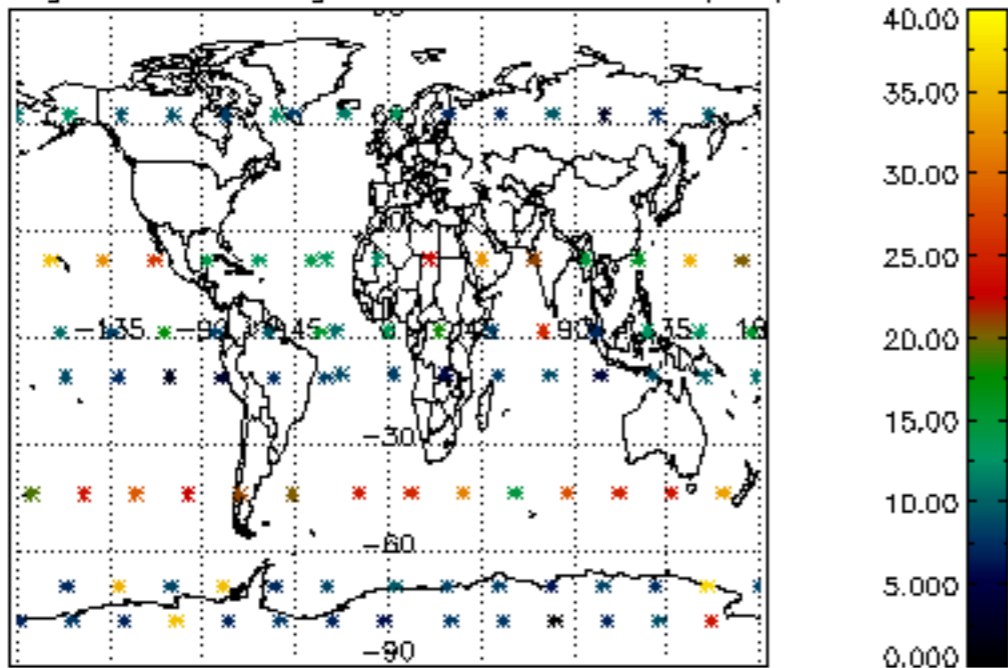
Percentage of cosmic ray hits per profile



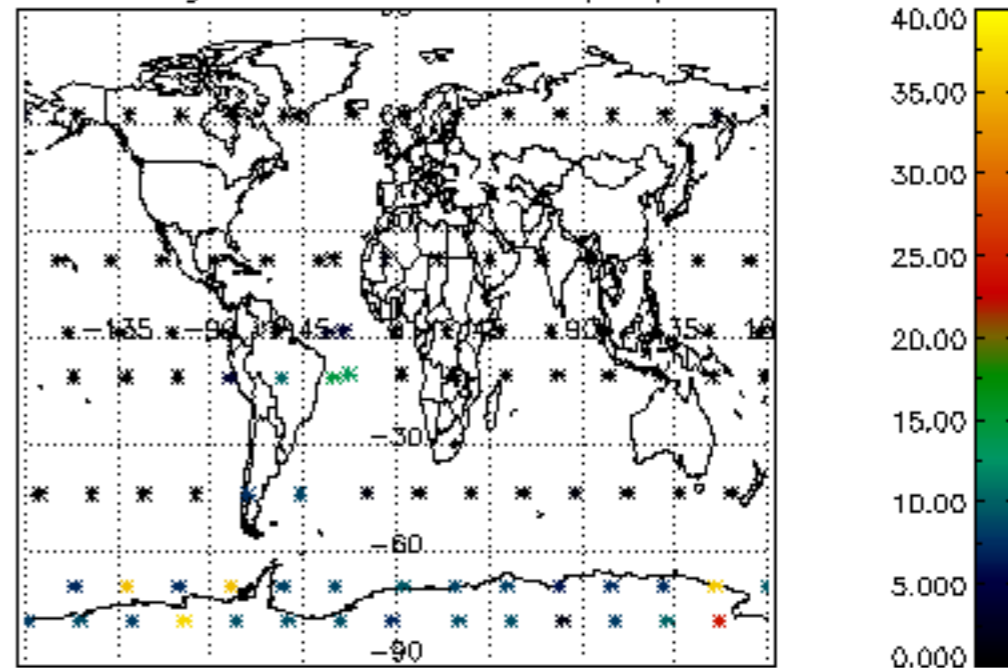
Percentage of datation errors per profile



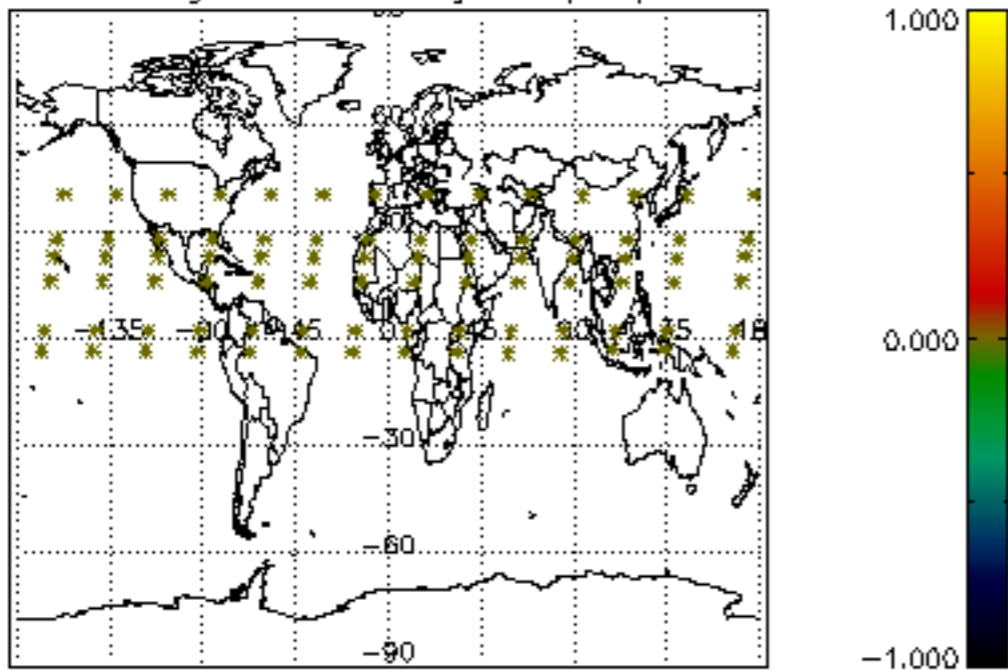
Percentage of star falling outside central band per profile



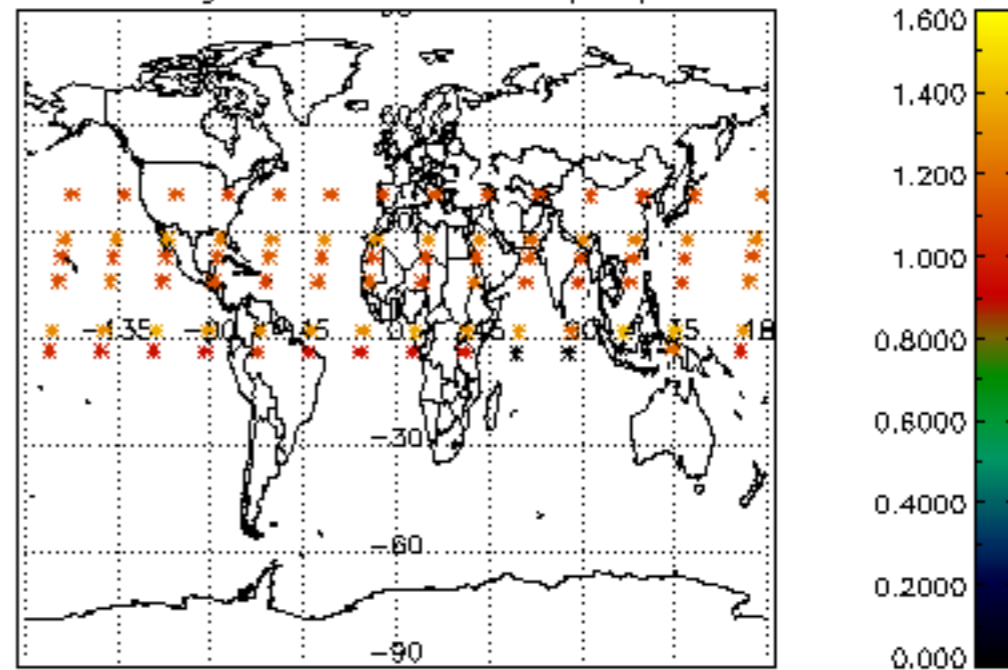
Percentage of saturation errors per profile



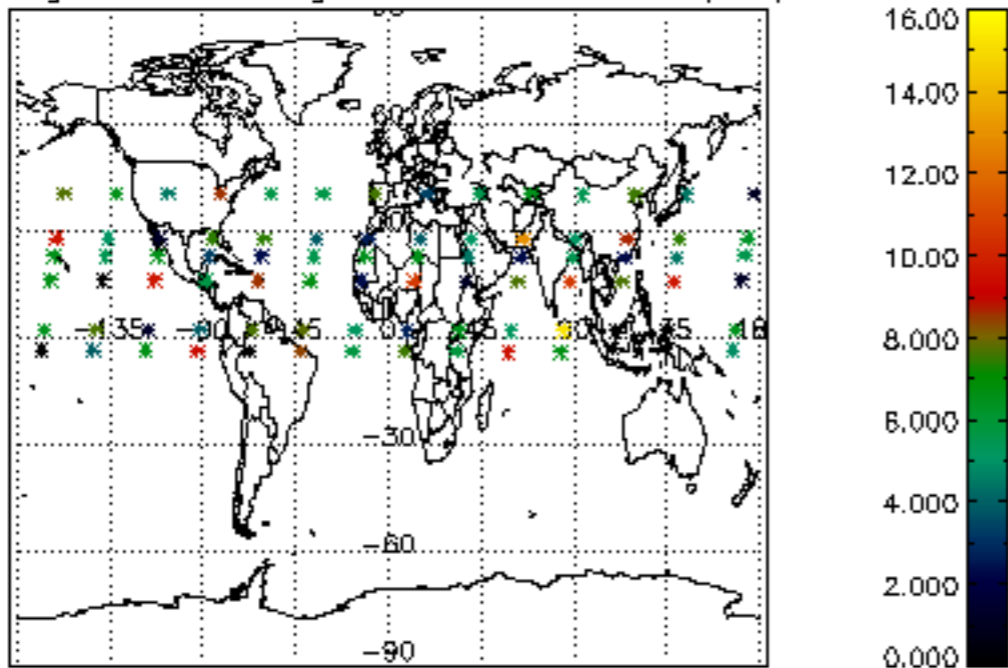
Percentage of cosmic ray hits per profile



Percentage of datation errors per profile



Percentage of star falling outside central band per profile



Percentage of saturation errors per profile

