

# GOMOS Level 2 Daily Report

## SUMMARY

### [1. General Info](#)

### [2. Summary of processed GOM\\_NL\\_2P products](#)

### [3. Level 2 Quality information per product](#)

#### [3.1 Plot of level 2 quality information per product \(time dependant\)](#)

#### [3.2 Plot of level 2 quality information per product \(world map\)](#)

### [4. Level 1 Quality information per product \(stored on level 2 products\)](#)

#### [4.1 Plot of level 1 quality information per product \(time dependant\)](#)

##### [4.1.1 Plot of level 1 quality information per product \(time dependant\): ASCENDING](#)

##### [4.1.2 Plot of level 1 quality information per product \(time dependant\): DESCENDING](#)

#### [4.2 Plot of level 1 quality information per product \(world map\)](#)

##### [4.2.1 Plot of level 1 quality information per product \(world map\): ASCENDING](#)

##### [4.2.2 Plot of level 1 quality information per product \(world map\): DESCENDING](#)

### [5. Ozone profiles based on quality statistics and other trace gas profiles](#)

#### [5.1 Ozone statistics based on quality of products](#)

#### [5.2 Plot ozone profiles for all STD \(dark without errors\)](#)

#### [5.3 Plot ozone profiles where STD < 20% \(dark without errors\)](#)

#### [5.4. Plot ozone profiles where STD < 10% \(dark without errors\)](#)

#### [5.5. Plot ozone profiles where STD < 5% \(dark without errors\)](#)

#### [5.6 Plot NO2 profiles for all STD \(dark without errors\)](#)

#### [5.7 Plot NO3 profiles for all STD \(dark without errors\)](#)

#### [5.8 Plot H2O profiles \(only for occultations of stars 1,2,3,4,13,14,16,26,63 dark without errors\) for all STD](#)

### [6. Auxiliary Data Files used for the production reported in section 2](#)

This report presents the daily analysis on parameters extracted from GOMOS level 2 data (GOM\_NL\_\_2P). It is intended to monitor some important parameters that will impact the quality of these products. A list of level 2 products (and content) that have arrived during the reporting day to the PCF is also given.

Item	Value
Time of report generation	29APR2013 15:55:02
Data source version	GOMOS/6.01
Start time of products	13-10-2010 (13OCT2010 00:00:00)
Stop time of products	14-10-2010 (14OCT2010 00:00:00)
Store outputs in DB	Yes
Nb of level 2 prods	202
Nb of prods with errors	0

## 2. Summary of processed GOM\_NL\_\_2P products.

Nr	Filename	UTC Start time	Limb	Duration	Star Id	Star Name	Star Mag	Star Temp	Nb Meas	Orbit	Prod. error
1	GOM_NL__2PRFIN20101013_000758_000000502093_00417_45060_8537.N1	13-OCT-2010 00:07:58	Bright	49.500	105	6Bet Ari	2.6450	8900.0	99	45060	No
2	GOM_NL__2PRFIN20101013_001112_000000442093_00417_45060_8538.N1	13-OCT-2010 00:11:12	Bright	44.000	53	43Bet And	2.0480	3300.0	88	45060	No
3	GOM_NL__2PRFIN20101013_001309_000000532093_00417_45060_8539.N1	13-OCT-2010 00:13:09	Bright	52.500	173	4Bet Tri	3.0040	8900.0	105	45060	No
4	GOM_NL__2PRFIN20101013_001456_000000452093_00417_45060_8540.N1	13-OCT-2010 00:14:56	Bright	45.000	73	57Gam1And	2.2600	13100.	90	45060	No
5	GOM_NL__2PRFIN20101013_001800_000000402093_00417_45060_8541.N1	13-OCT-2010 00:18:00	Bright	39.500	76	27Gam Cas	2.3000	30000.	79	45060	No
6	GOM_NL__2PRFIN20101013_002020_000000492093_00417_45060_8542.N1	13-OCT-2010 00:20:20	Bright	49.000	160	23Gam Per	2.9300	4700.0	98	45060	No
7	GOM_NL__2PRFIN20101013_004525_000000392093_00417_45060_8543.N1	13-OCT-2010 00:45:25	Bright	38.500	166	17Eps Leo	2.9800	6000.0	77	45060	No
8	GOM_NL__2PRFIN20101013_005547_000000612093_00417_45060_8544.N1	13-OCT-2010 00:55:47	Dark	60.500	48	30Alp Hya	1.9770	4100.0	121	45060	No
9	GOM_NL__2PRFIN20101013_010416_000000522093_00417_45060_8545.N1	13-OCT-2010 01:04:16	Dark	52.000	132	15Rho Pup	2.8030	6900.0	104	45060	No
10	GOM_NL__2PRFIN20101013_010729_000000462093_00417_45060_8546.N1	13-OCT-2010 01:07:29	Dark	46.000	70	Zet Pup	2.2460	39000.	92	45060	No
11	GOM_NL__2PRFIN20101013_011239_000000442093_00418_45061_8544.N1	13-OCT-2010 01:12:39	Dark	43.500	161	Tau Pup	2.9310	4500.0	87	45061	No
12	GOM_NL__2PRFIN20101013_011401_000000562093_00418_45061_8545.N1	13-OCT-2010 01:14:01	Dark	56.000	2	Alp Car	-0.73600	7000.0	112	45061	No
13	GOM_NL__2PRFIN20101013_011819_000000652093_00418_45061_8546.N1	13-OCT-2010 01:18:19	Dark	65.000	108	Alp Col	2.6520	15200.	130	45061	No
14	GOM_NL__2PRFIN20101013_012600_000000462093_00418_45061_8547.N1	13-OCT-2010 01:26:00	Straylight	45.500	157	The1Eri	2.9060	9300.0	91	45061	No
15	GOM_NL__2PRFIN20101013_014833_000000502093_00418_45061_8548.N1	13-OCT-2010 01:48:33	Bright	49.500	105	6Bet Ari	2.6450	8900.0	99	45061	No
16	GOM_NL__2PRFIN20101013_015147_000000442093_00418_45061_8549.N1	13-OCT-2010 01:51:47	Bright	44.000	53	43Bet And	2.0480	3300.0	88	45061	No
17	GOM_NL__2PRFIN20101013_015344_000000482093_00418_45061_8550.N1	13-OCT-2010 01:53:44	Bright	48.000	173	4Bet Tri	3.0040	8900.0	96	45061	No
18	GOM_NL__2PRFIN20101013_015531_000000452093_00418_45061_8551.N1	13-OCT-2010 01:55:31	Bright	45.000	73	57Gam1And	2.2600	13100.	90	45061	No
19	GOM_NL__2PRFIN20101013_015835_000000372093_00418_45061_8552.N1	13-OCT-2010 01:58:35	Bright	37.000	76	27Gam Cas	2.3000	30000.	74	45061	No
20	GOM_NL__2PRFIN20101013_020055_000000472093_00418_45061_8553.N1	13-OCT-2010 02:00:55	Bright	46.500	160	23Gam Per	2.9300	4700.0	93	45061	No
21	GOM_NL__2PRFIN20101013_022601_000000592093_00418_45061_8554.N1	13-OCT-2010 02:26:01	Bright	59.000	166	17Eps Leo	2.9800	6000.0	118	45061	No
22	GOM_NL__2PRFIN20101013_023624_000000532093_00418_45061_8555.N1	13-OCT-2010 02:36:24	Dark	52.500	48	30Alp Hya	1.9770	4100.0	105	45061	No
23	GOM_NL__2PRFIN20101013_024453_000000552093_00418_45061_8556.N1	13-OCT-2010 02:44:53	Dark	54.500	132	15Rho Pup	2.8030	6900.0	109	45061	No
24	GOM_NL__2PRFIN20101013_024806_000000432093_00418_45061_8557.N1	13-OCT-2010 02:48:06	Dark	42.500	70	Zet Pup	2.2460	39000.	85	45061	No
25	GOM_NL__2PRFIN20101013_025315_000000442093_00419_45062_8554.N1	13-OCT-2010 02:53:15	Dark	43.500	161	Tau Pup	2.9310	4500.0	87	45062	No
26	GOM_NL__2PRFIN20101013_025438_000000462093_00419_45062_8555.N1	13-OCT-2010 02:54:38	Dark	45.500	2	Alp Car	-0.73600	7000.0	91	45062	No
27	GOM_NL__2PRFIN20101013_025857_000000642093_00419_45062_8556.N1	13-OCT-2010 02:58:57	Dark	64.000	108	Alp Col	2.6520	15200.	128	45062	No
28	GOM_NL__2PRFIN20101013_030637_000000462093_00419_45062_8557.N1	13-OCT-2010 03:06:37	Straylight	45.500	157	The1Eri	2.9060	9300.0	91	45062	No
29	GOM_NL__2PRFIN20101013_032909_000000492093_00419_45062_8558.N1	13-OCT-2010 03:29:09	Bright	49.000	105	6Bet Ari	2.6450	8900.0	98	45062	No
30	GOM_NL__2PRFIN20101013_033223_000000442093_00419_45062_8559.N1	13-OCT-2010 03:32:23	Bright	43.500	53	43Bet And	2.0480	3300.0	87	45062	No
31	GOM_NL__2PRFIN20101013_033419_000000502093_00419_45062_8560.N1	13-OCT-2010 03:34:19	Bright	49.500	173	4Bet Tri	3.0040	8900.0	99	45062	No
32	GOM_NL__2PRFIN20101013_033606_000000482093_00419_45062_8561.N1	13-OCT-2010 03:36:06	Bright	48.000	73	57Gam1And	2.2600	13100.	96	45062	No
33	GOM_NL__2PRFIN20101013_033911_000000372093_00419_45062_8562.N1	13-OCT-2010 03:39:11	Bright	37.000	76	27Gam Cas	2.3000	30000.	74	45062	No
34	GOM_NL__2PRFIN20101013_034130_000000492093_00419_45062_8563.N1	13-OCT-2010 03:41:30	Bright	49.000	160	23Gam Per	2.9300	4700.0	98	45062	No
35	GOM_NL__2PRFIN20101013_040638_000000412093_00419_45062_8564.N1	13-OCT-2010 04:06:38	Bright	41.000	166	17Eps Leo	2.9800	6000.0	82	45062	No
36	GOM_NL__2PRFIN20101013_041700_000000532093_00419_45062_8565.N1	13-OCT-2010 04:17:00	Dark	53.000	48	30Alp Hya	1.9770	4100.0	106	45062	No
37	GOM_NL__2PRFIN20101013_042530_000000522093_00419_45062_8566.N1	13-OCT-2010 04:25:30	Dark	52.000	132	15Rho Pup	2.8030	6900.0	104	45062	No
38	GOM_NL__2PRFIN20101013_042843_000000432093_00419_45062_8567.N1	13-OCT-2010 04:28:43	Dark	43.000	70	Zet Pup	2.2460	39000.	86	45062	No
39	GOM_NL__2PRFIN20101013_043352_000000422093_00420_45063_8566.N1	13-OCT-2010 04:33:52	Dark	42.000	161	Tau Pup	2.9310	4500.0	84	45063	No
40	GOM_NL__2PRFIN20101013_043514_000000472093_00420_45063_8567.N1	13-OCT-2010 04:35:14	Dark	46.500	2	Alp Car	-0.73600	7000.0	93	45063	No
41	GOM_NL__2PRFIN20101013_043934_000000652093_00420_45063_8568.N1	13-OCT-2010 04:39:34	Dark	64.500	108	Alp Col	2.6520	15200.	129	45063	No
42	GOM_NL__2PRFIN20101013_044713_000000472093_00420_45063_8569.N1	13-OCT-2010 04:47:13	Straylight	47.000	157	The1Eri	2.9060	9300.0	94	45063	No



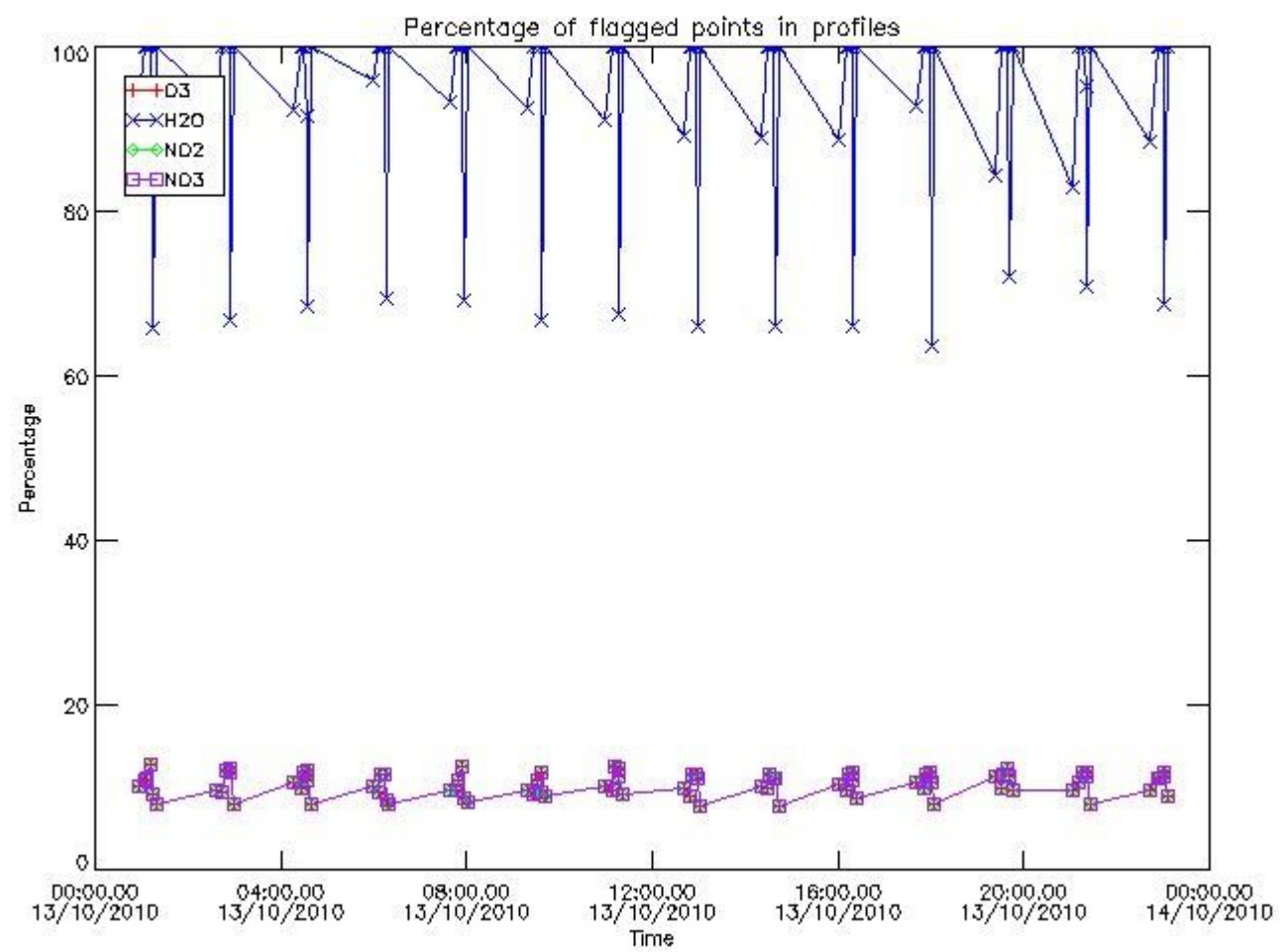


161	GOM_NL__2PRFIN20101013_191203_000000402093_00428_45071_8817.N1	13-OCT-2010 19:12:03	Bright	39.500	166	17Eps Leo	2.9800	6000.0	79	45071	No
162	GOM_NL__2PRFIN20101013_192229_000000452093_00428_45071_8818.N1	13-OCT-2010 19:22:29	Dark	45.000	48	30Alp Hya	1.9770	4100.0	90	45071	No
163	GOM_NL__2PRFIN20101013_193104_000000522093_00428_45071_8819.N1	13-OCT-2010 19:31:04	Dark	52.000	132	15Rho Pup	2.8030	6900.0	104	45071	No
164	GOM_NL__2PRFIN20101013_193414_000000452093_00428_45071_8820.N1	13-OCT-2010 19:34:14	Dark	44.500	70	Zet Pup	2.2460	39000.	89	45071	No
165	GOM_NL__2PRFIN20101013_193923_000000422093_00429_45072_8839.N1	13-OCT-2010 19:39:23	Dark	41.500	161	Tau Pup	2.9310	4500.0	83	45072	No
166	GOM_NL__2PRFIN20101013_194045_000000452093_00429_45072_8840.N1	13-OCT-2010 19:40:45	Dark	45.000	2	Alp Car	-0.73600	7000.0	90	45072	No
167	GOM_NL__2PRFIN20101013_194511_000000632093_00429_45072_8841.N1	13-OCT-2010 19:45:11	Dark	63.000	108	Alp Col	2.6520	15200.	126	45072	No
168	GOM_NL__2PRFIN20101013_195241_000000462093_00429_45072_8842.N1	13-OCT-2010 19:52:41	Straylight	46.000	157	The1Eri	2.9060	9300.0	92	45072	No
169	GOM_NL__2PRFIN20101013_201501_000000492093_00429_45072_8843.N1	13-OCT-2010 20:15:01	Bright	48.500	105	6Bet Ari	2.6450	8900.0	97	45072	No
170	GOM_NL__2PRFIN20101013_201819_000000402093_00429_45072_8844.N1	13-OCT-2010 20:18:19	Bright	40.000	53	43Bet And	2.0480	3300.0	80	45072	No
171	GOM_NL__2PRFIN20101013_202010_000000552093_00429_45072_8845.N1	13-OCT-2010 20:20:10	Bright	54.500	173	4Bet Tri	3.0040	8900.0	109	45072	No
172	GOM_NL__2PRFIN20101013_202158_000000462093_00429_45072_8846.N1	13-OCT-2010 20:21:58	Bright	46.000	73	57Gam1And	2.2600	13100.	92	45072	No
173	GOM_NL__2PRFIN20101013_202508_000000402093_00429_45072_8847.N1	13-OCT-2010 20:25:08	Bright	39.500	76	27Gam Cas	2.3000	30000.	79	45072	No
174	GOM_NL__2PRFIN20101013_202721_000000492093_00429_45072_8848.N1	13-OCT-2010 20:27:21	Bright	49.000	160	23Gam Per	2.9300	4700.0	98	45072	No
175	GOM_NL__2PRFIN20101013_205239_000000592093_00429_45072_8849.N1	13-OCT-2010 20:52:39	Bright	58.500	166	17Eps Leo	2.9800	6000.0	117	45072	No
176	GOM_NL__2PRFIN20101013_210306_000000532093_00429_45072_8850.N1	13-OCT-2010 21:03:06	Dark	53.000	48	30Alp Hya	1.9770	4100.0	106	45072	No
177	GOM_NL__2PRFIN20101013_211141_000000532093_00429_45072_8851.N1	13-OCT-2010 21:11:41	Dark	52.500	132	15Rho Pup	2.8030	6900.0	105	45072	No
178	GOM_NL__2PRFIN20101013_211451_000000442093_00429_45072_8852.N1	13-OCT-2010 21:14:51	Dark	43.500	70	Zet Pup	2.2460	39000.	87	45072	No
179	GOM_NL__2PRFIN20101013_212000_000000432093_00430_45073_8870.N1	13-OCT-2010 21:20:00	Dark	43.000	161	Tau Pup	2.9310	4500.0	86	45073	No
180	GOM_NL__2PRFIN20101013_212121_000000452093_00430_45073_8871.N1	13-OCT-2010 21:21:21	Dark	45.000	2	Alp Car	-0.73600	7000.0	90	45073	No
181	GOM_NL__2PRFIN20101013_212548_000000642093_00430_45073_8872.N1	13-OCT-2010 21:25:48	Dark	64.000	108	Alp Col	2.6520	15200.	128	45073	No
182	GOM_NL__2PRFIN20101013_213318_000000472093_00430_45073_8873.N1	13-OCT-2010 21:33:18	Straylight	47.000	157	The1Eri	2.9060	9300.0	94	45073	No
183	GOM_NL__2PRFIN20101013_215537_000000492093_00430_45073_8874.N1	13-OCT-2010 21:55:37	Bright	49.000	105	6Bet Ari	2.6450	8900.0	98	45073	No
184	GOM_NL__2PRFIN20101013_215854_000000402093_00430_45073_8875.N1	13-OCT-2010 21:58:54	Bright	39.500	53	43Bet And	2.0480	3300.0	79	45073	No
185	GOM_NL__2PRFIN20101013_220045_000000472093_00430_45073_8876.N1	13-OCT-2010 22:00:45	Bright	47.000	173	4Bet Tri	3.0040	8900.0	94	45073	No
186	GOM_NL__2PRFIN20101013_220233_000000482093_00430_45073_8877.N1	13-OCT-2010 22:02:33	Bright	47.500	73	57Gam1And	2.2600	13100.	95	45073	No
187	GOM_NL__2PRFIN20101013_220543_000000392093_00430_45073_8878.N1	13-OCT-2010 22:05:43	Bright	39.000	76	27Gam Cas	2.3000	30000.	78	45073	No
188	GOM_NL__2PRFIN20101013_220756_000000472093_00430_45073_8879.N1	13-OCT-2010 22:07:56	Bright	47.000	160	23Gam Per	2.9300	4700.0	94	45073	No
189	GOM_NL__2PRFIN20101013_223315_000000412093_00430_45073_8880.N1	13-OCT-2010 22:33:15	Bright	41.000	166	17Eps Leo	2.9800	6000.0	82	45073	No
190	GOM_NL__2PRFIN20101013_224342_000000532093_00430_45073_8881.N1	13-OCT-2010 22:43:42	Dark	52.500	48	30Alp Hya	1.9770	4100.0	105	45073	No
191	GOM_NL__2PRFIN20101013_225218_000000512093_00430_45073_8882.N1	13-OCT-2010 22:52:18	Dark	51.000	132	15Rho Pup	2.8030	6900.0	102	45073	No
192	GOM_NL__2PRFIN20101013_225528_000000462093_00430_45073_8883.N1	13-OCT-2010 22:55:28	Dark	45.500	70	Zet Pup	2.2460	39000.	91	45073	No
193	GOM_NL__2PRFIN20101013_230036_000000442093_00431_45074_8878.N1	13-OCT-2010 23:00:36	Dark	43.500	161	Tau Pup	2.9310	4500.0	87	45074	No
194	GOM_NL__2PRFIN20101013_230158_000000452093_00431_45074_8879.N1	13-OCT-2010 23:01:58	Dark	45.000	2	Alp Car	-0.73600	7000.0	90	45074	No
195	GOM_NL__2PRFIN20101013_230625_000000642093_00431_45074_8880.N1	13-OCT-2010 23:06:25	Dark	63.500	108	Alp Col	2.6520	15200.	127	45074	No
196	GOM_NL__2PRFIN20101013_231354_000000462093_00431_45074_8881.N1	13-OCT-2010 23:13:54	Straylight	45.500	157	The1Eri	2.9060	9300.0	91	45074	No
197	GOM_NL__2PRFIN20101013_233612_000000502093_00431_45074_8882.N1	13-OCT-2010 23:36:12	Bright	49.500	105	6Bet Ari	2.6450	8900.0	99	45074	No
198	GOM_NL__2PRFIN20101013_233929_000000432093_00431_45074_8883.N1	13-OCT-2010 23:39:29	Bright	43.000	53	43Bet And	2.0480	3300.0	86	45074	No
199	GOM_NL__2PRFIN20101013_234120_000000482093_00431_45074_8884.N1	13-OCT-2010 23:41:20	Bright	48.000	173	4Bet Tri	3.0040	8900.0	96	45074	No
200	GOM_NL__2PRFIN20101013_234309_000000442093_00431_45074_8885.N1	13-OCT-2010 23:43:09	Bright	44.000	73	57Gam1And	2.2600	13100.	88	45074	No
201	GOM_NL__2PRFIN20101013_234619_000000382093_00431_45074_8886.N1	13-OCT-2010 23:46:19	Bright	38.000	76	27Gam Cas	2.3000	30000.	76	45074	No
202	GOM_NL__2PRFIN20101013_234831_000000472093_00431_45074_8887.N1	13-OCT-2010 23:48:31	Bright	46.500	160	23Gam Per	2.9300	4700.0	93	45074	No

### 3. Quality information per product

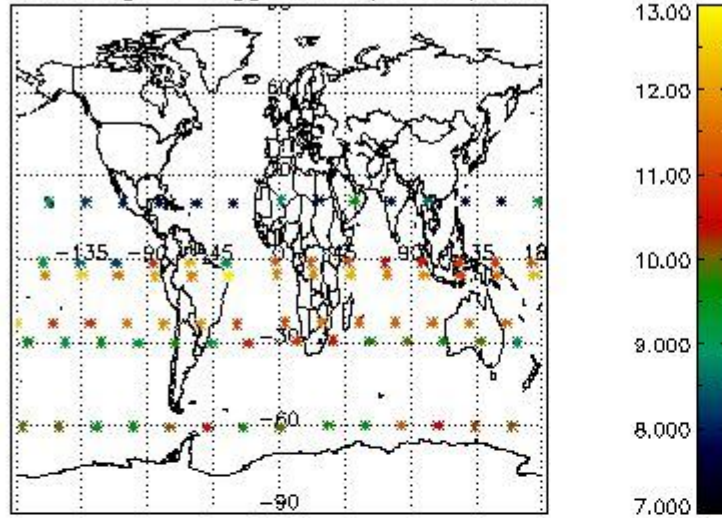
In this section it is plotted some information contained in the Quality Summary data set of the level 2 products. Only products in dark limb conditions and without errors (error flag in the MPH set to "0") are used.

#### 3.1 Plot quality information per product (time dependant)

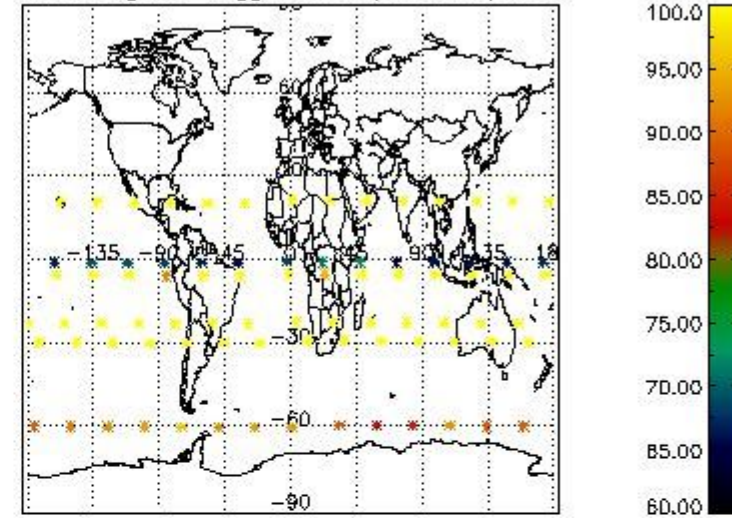


3.2 Plot quality information per product (world map)

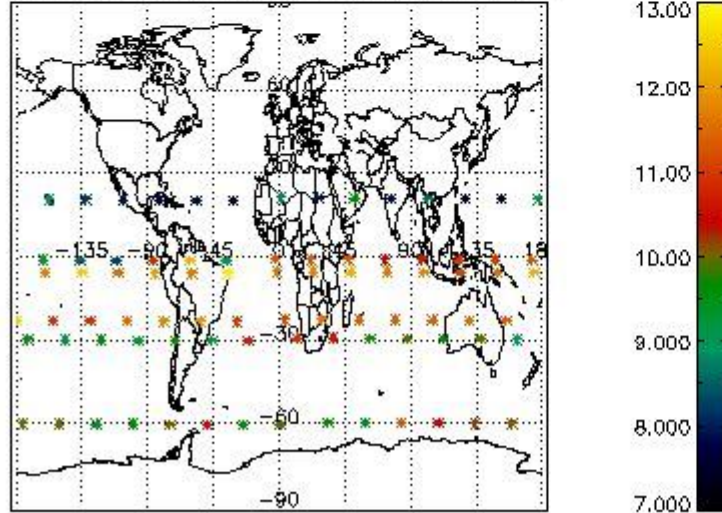
Percentage of flagged data per O3 profile



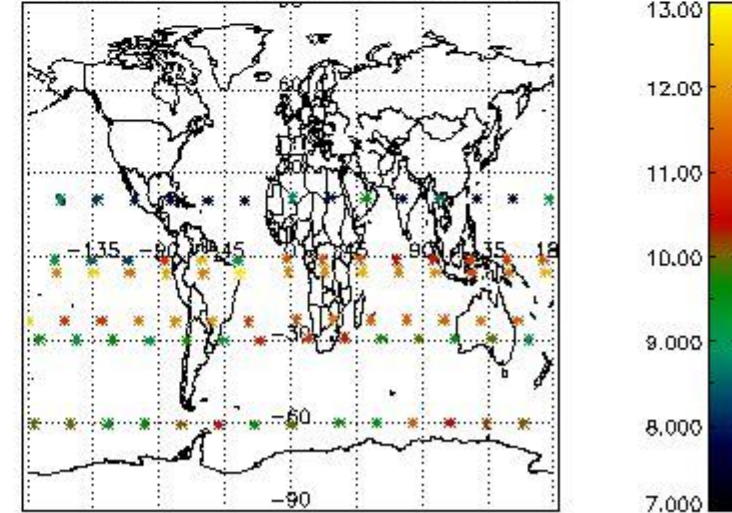
Percentage of flagged data per H2O profile



Percentage of flagged data per NO2 profile



Percentage of flagged data per NO3 profile

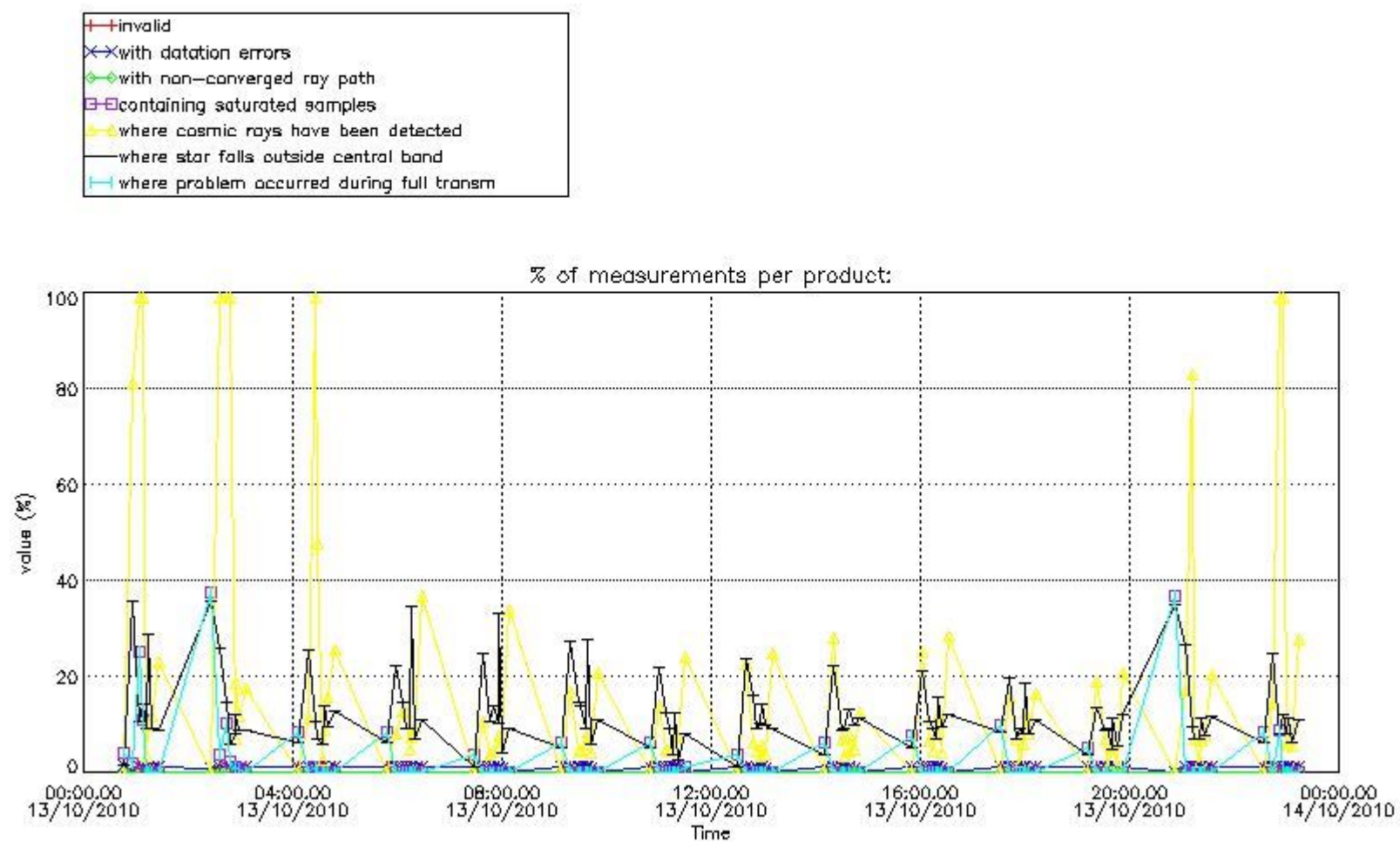


#### 4. Level 1 quality information per product

In this section it is plotted some information contained in the Quality Summary data set of the level 2 products that comes from the level 1b processing. Products without errors (error flag in the MPH set to "0") are used.

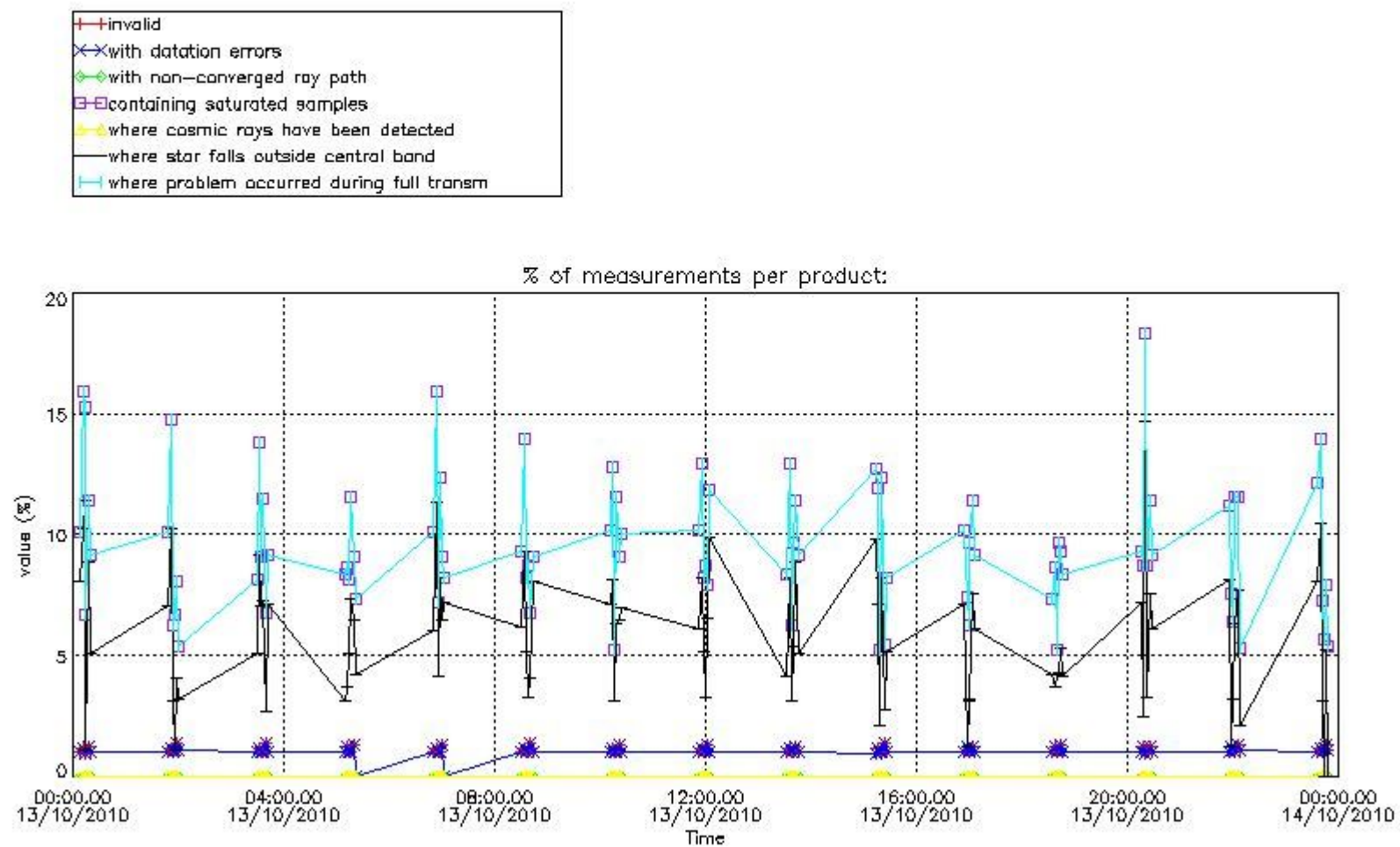
##### 4.1 Plot quality information per product (time dependant) coming from level 1b processing

###### 4.1.1 Plot level 1 quality information per product (time dependant): ENVISAT ASCENDING passes



4.1.2 Plot level 1 quality information per product (time dependant): ENVI SAT DESCENDING passes

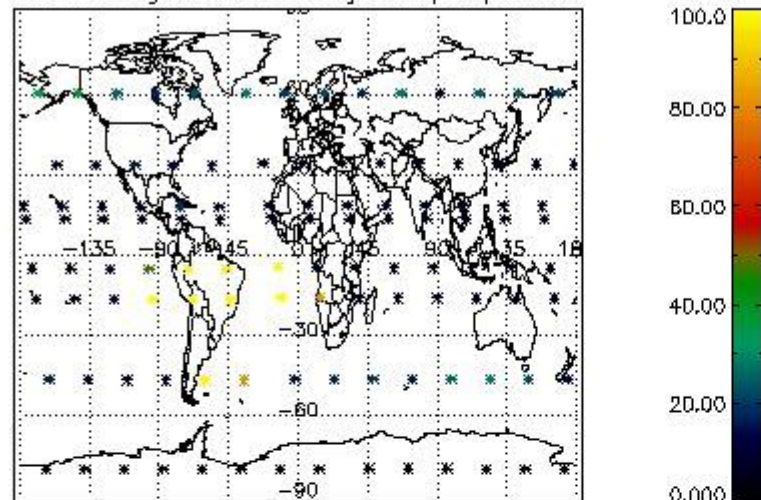




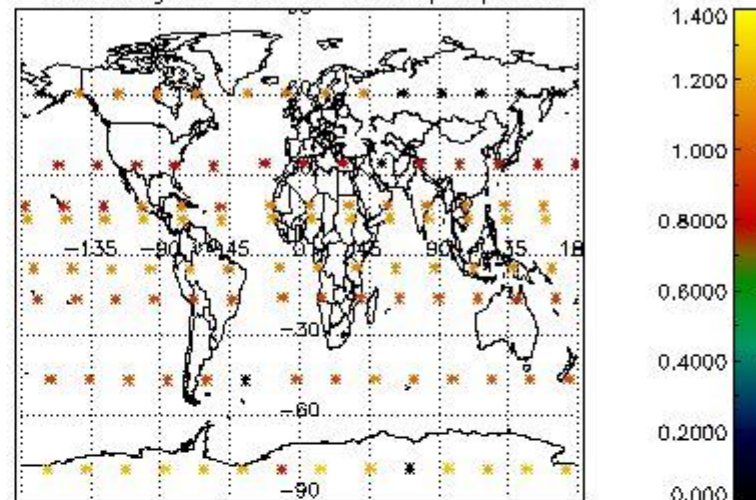
4.2 Plot quality information per product coming from level 1b processing (world map)

4.2.1 Plot level 1 quality information per product (world map): ENVISAT ASCENDING passes

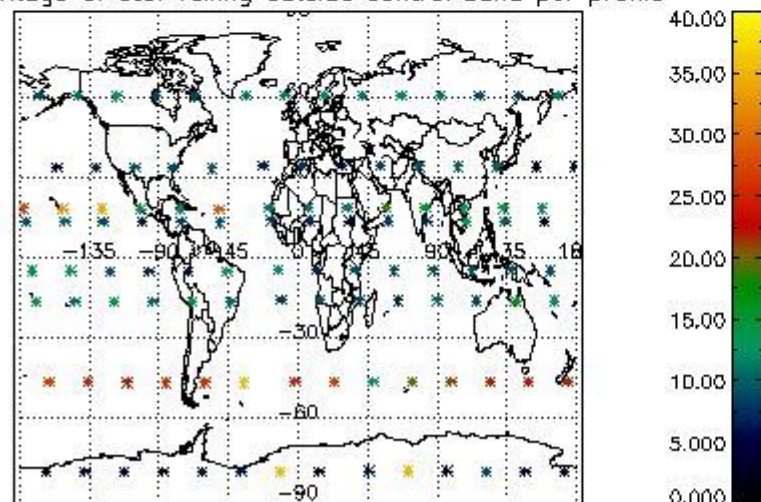
Percentage of cosmic ray hits per profile



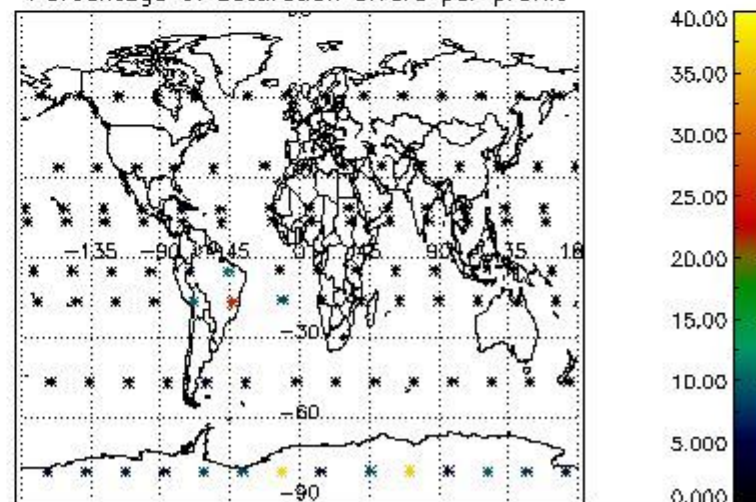
Percentage of datation errors per profile



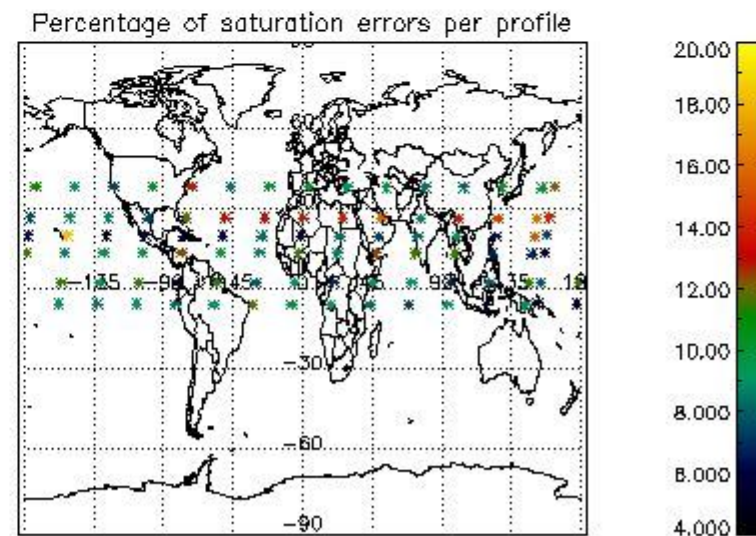
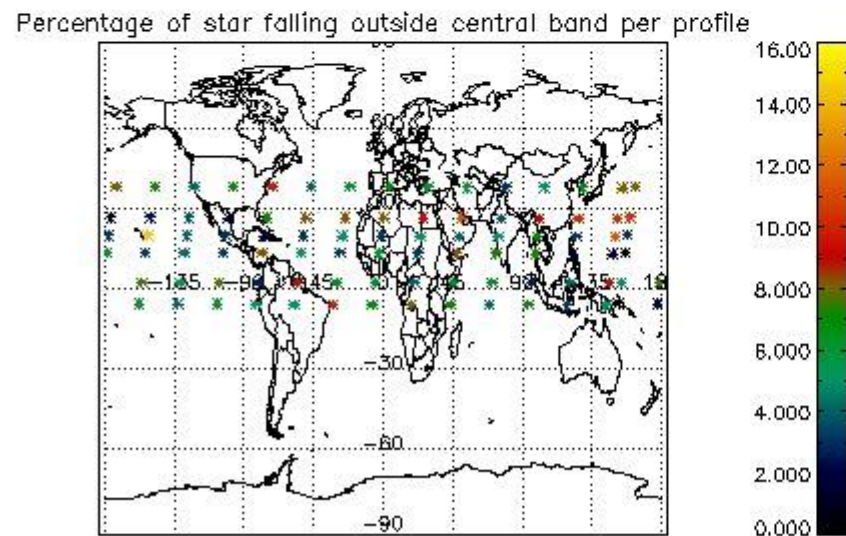
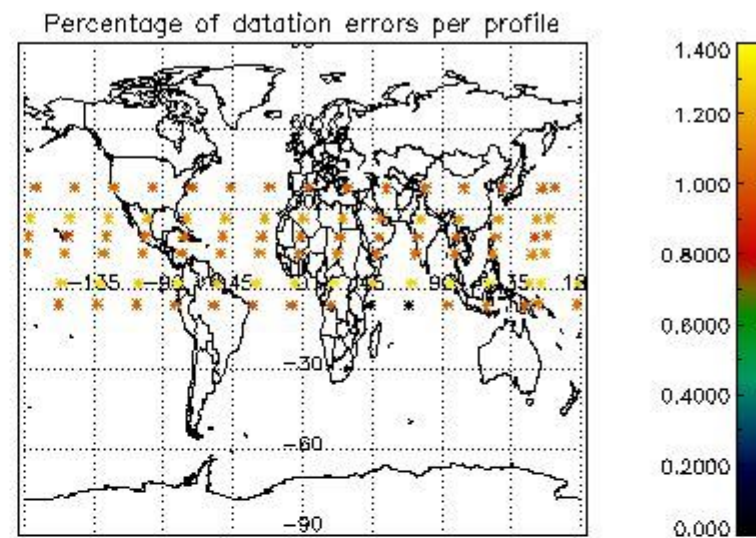
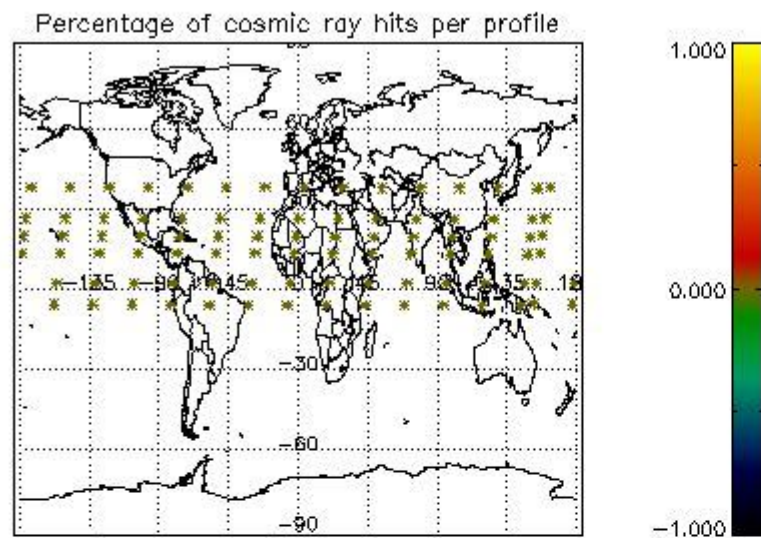
Percentage of star falling outside central band per profile



Percentage of saturation errors per profile



4.2.2 Plot level 1 quality information per product (world map): ENVISAT DESCENDING passes



## 5. Trace gas profiles

### 5.1 Ozone statistics based on quality of products

The final quality of the products can be "measured" using the STD (Standard Deviation) attached to every point profile. This information is written to the parameter GOM\_NL\_\_2P/NL\_LOCAL\_SPECIES\_DENSITY/o3\_std of the level 2 products. The table below shows the statistics for given STD ranges.

The statistics are given with respect to the overall valid production:

- Products without fatal errors: GOM\_NL\_\_2P/MPH/PRODUCT\_ERR=0
- Valid point profile: GOM\_NL\_\_2P/NL\_LOCAL\_SPECIES\_DENSITY/pcd(0)=0

The 'Criteria' is applied to valid points of dark limb products:

- Products in dark limb illumination condition: GOM\_NL\_\_2P/NL\_SUMMARY\_QUALITY/obs\_ill\_cond=0
- Products without fatal errors: GOM\_NL\_\_2P/MPH/PRODUCT\_ERR=0
- Valid point profile: GOM\_NL\_\_2P/NL\_LOCAL\_SPECIES\_DENSITY/pcd(0)=0

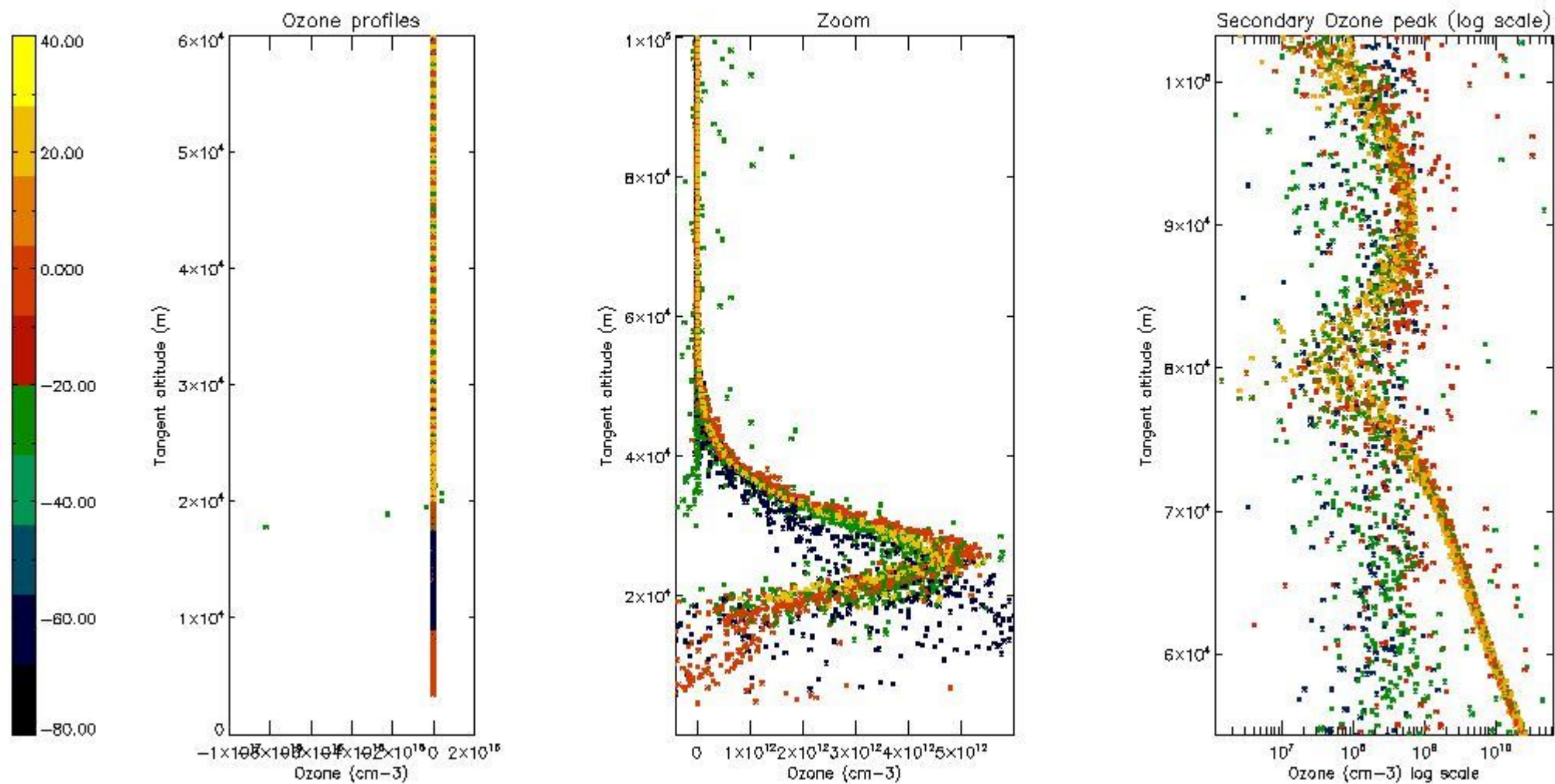
So, the table below shows the percentage of dark limb and valid observations for each criteria with respect to the overall valid daily observations.

Criteria	% of total production
All STD	46
STD < 20	22

STD < 10	16
STD < 5	11

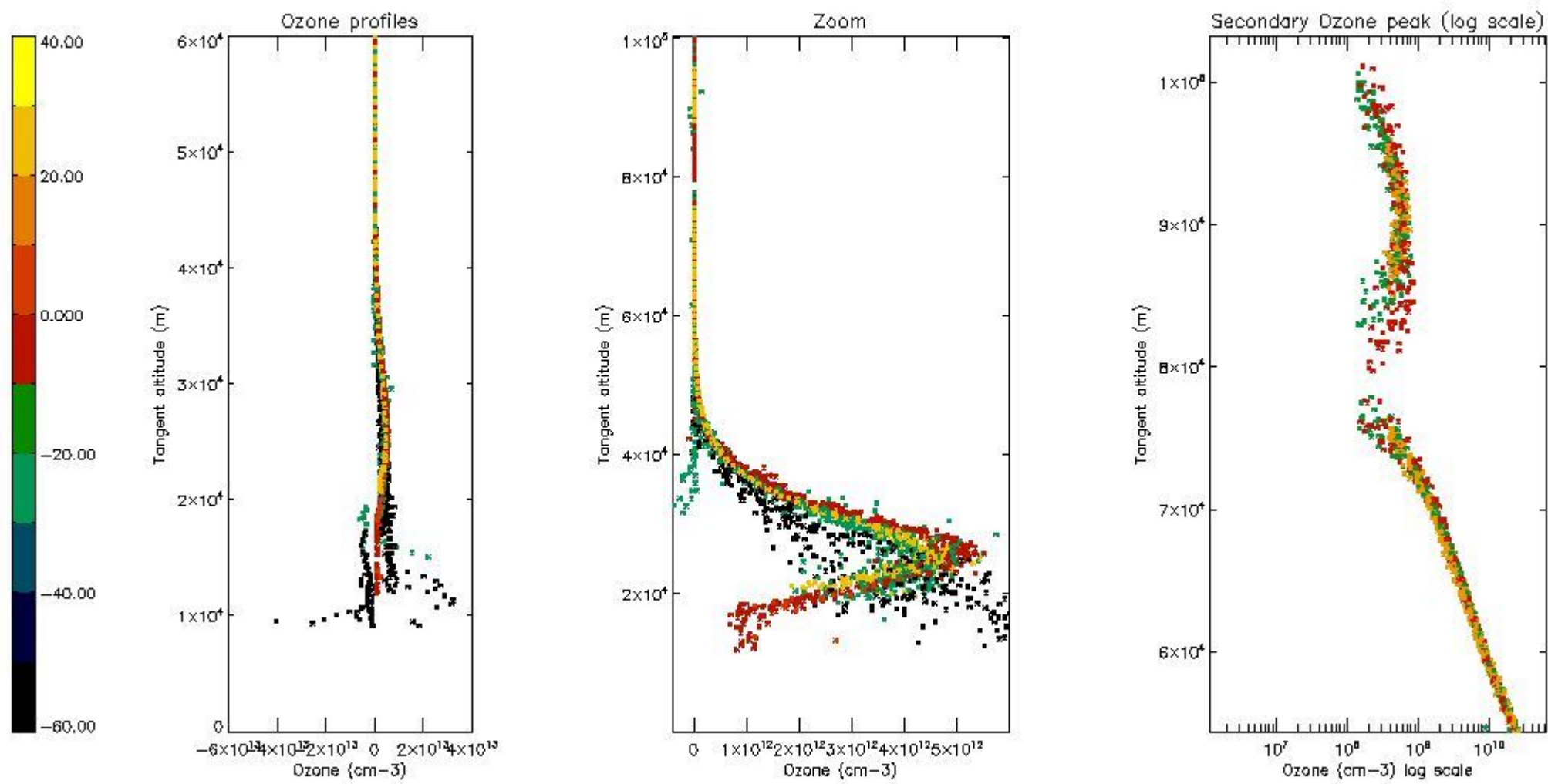
5.2 Plot ozone profiles for all STD (dark without errors)

The colorbar represents the latitude.



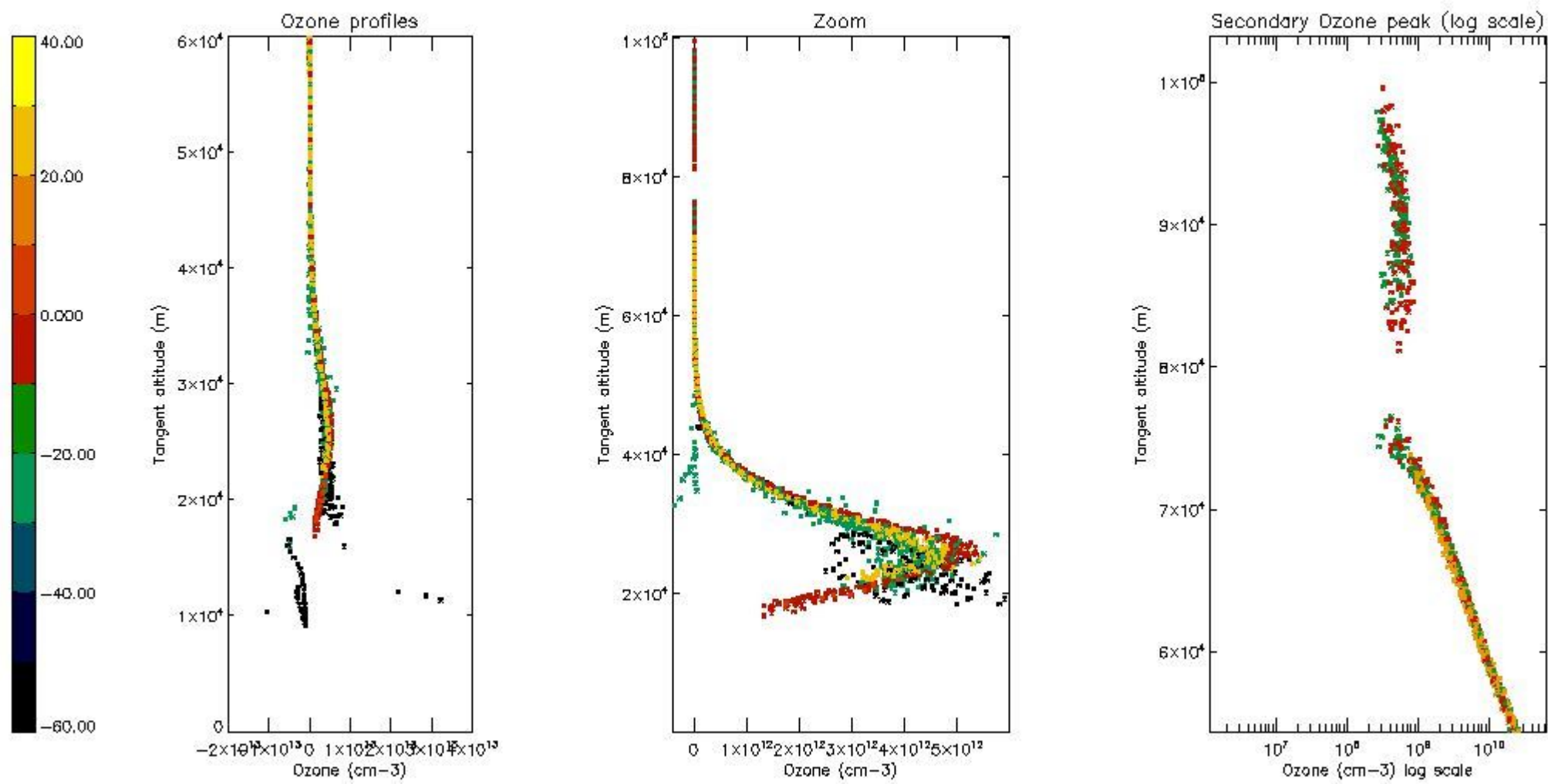
5.3 Plot ozone profiles where STD < 20% (dark without errors)

The colorbar represents the latitude.



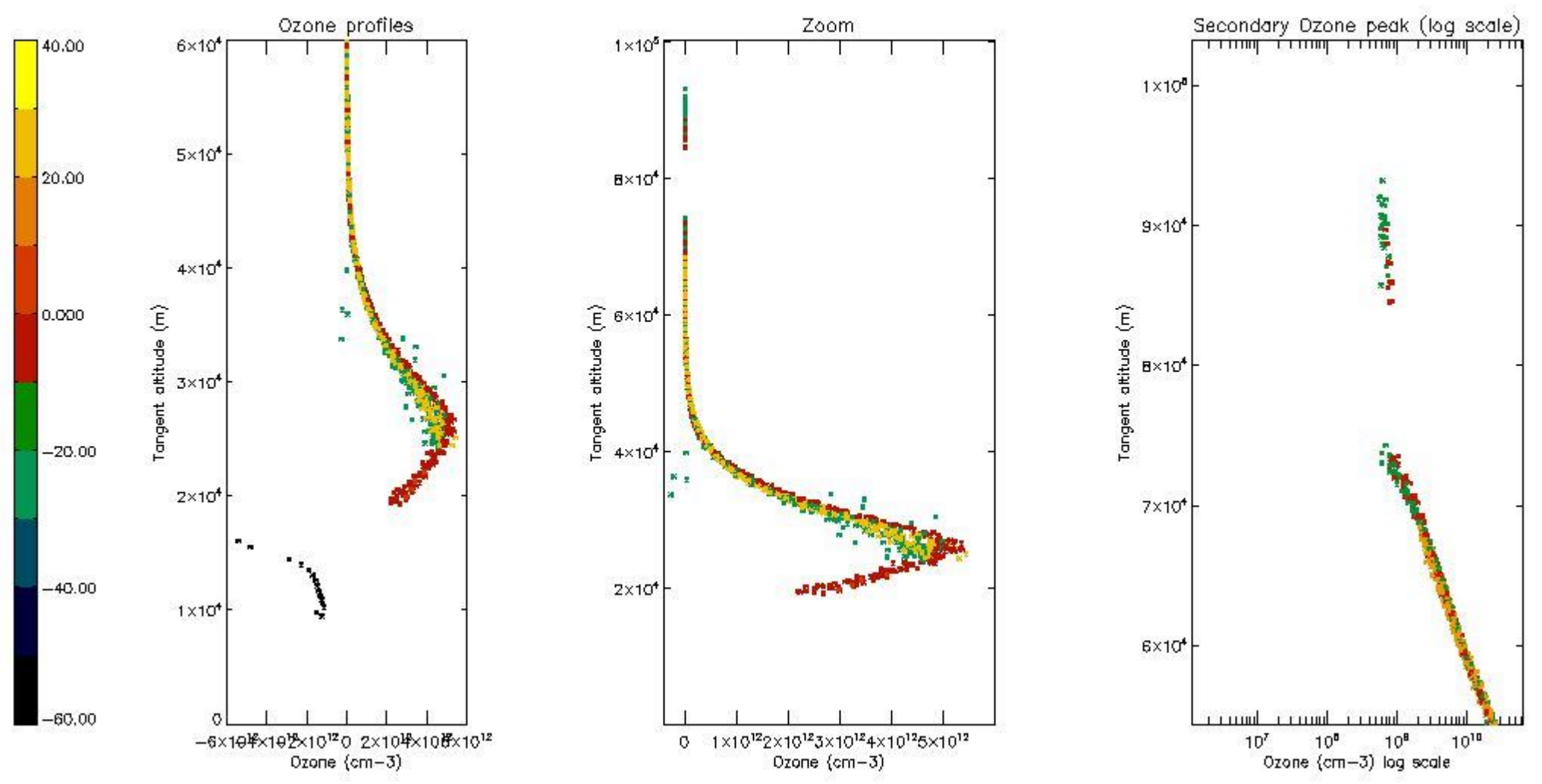
*5.4 Plot ozone profiles where STD < 10% (dark without errors)*

The colorbar represents the latitude.



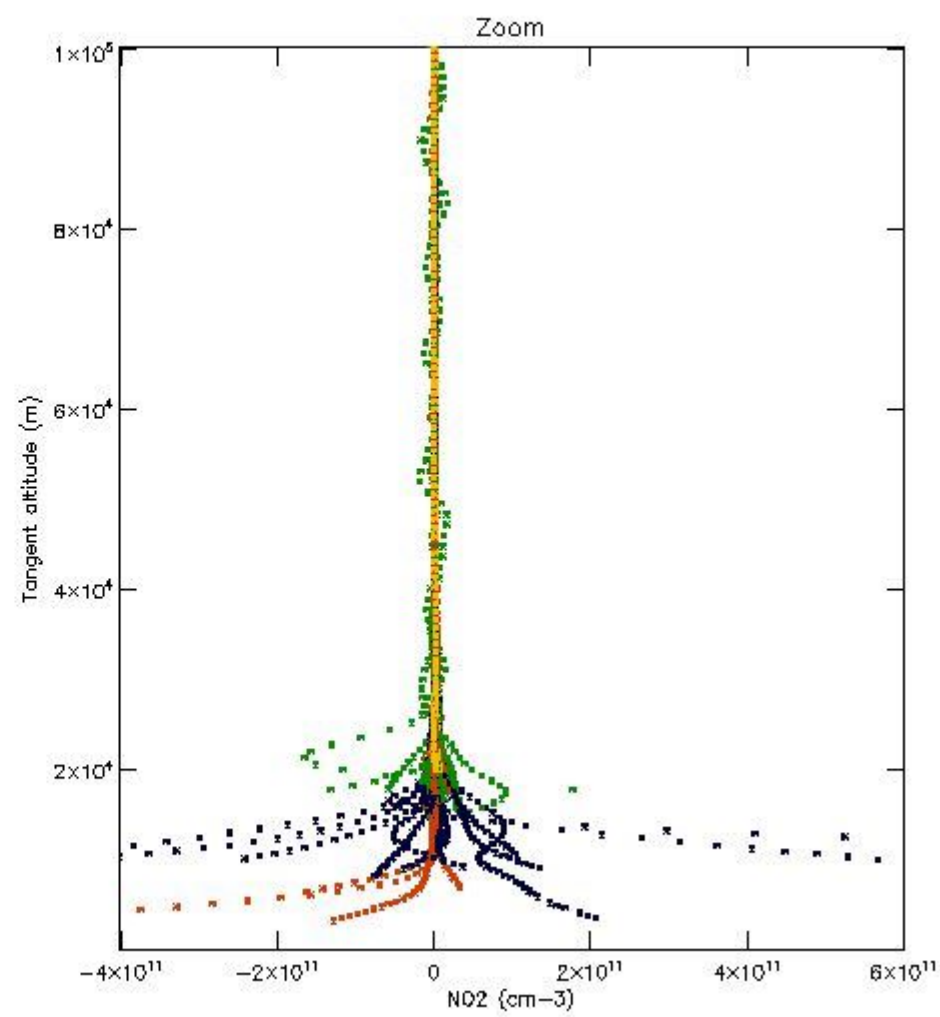
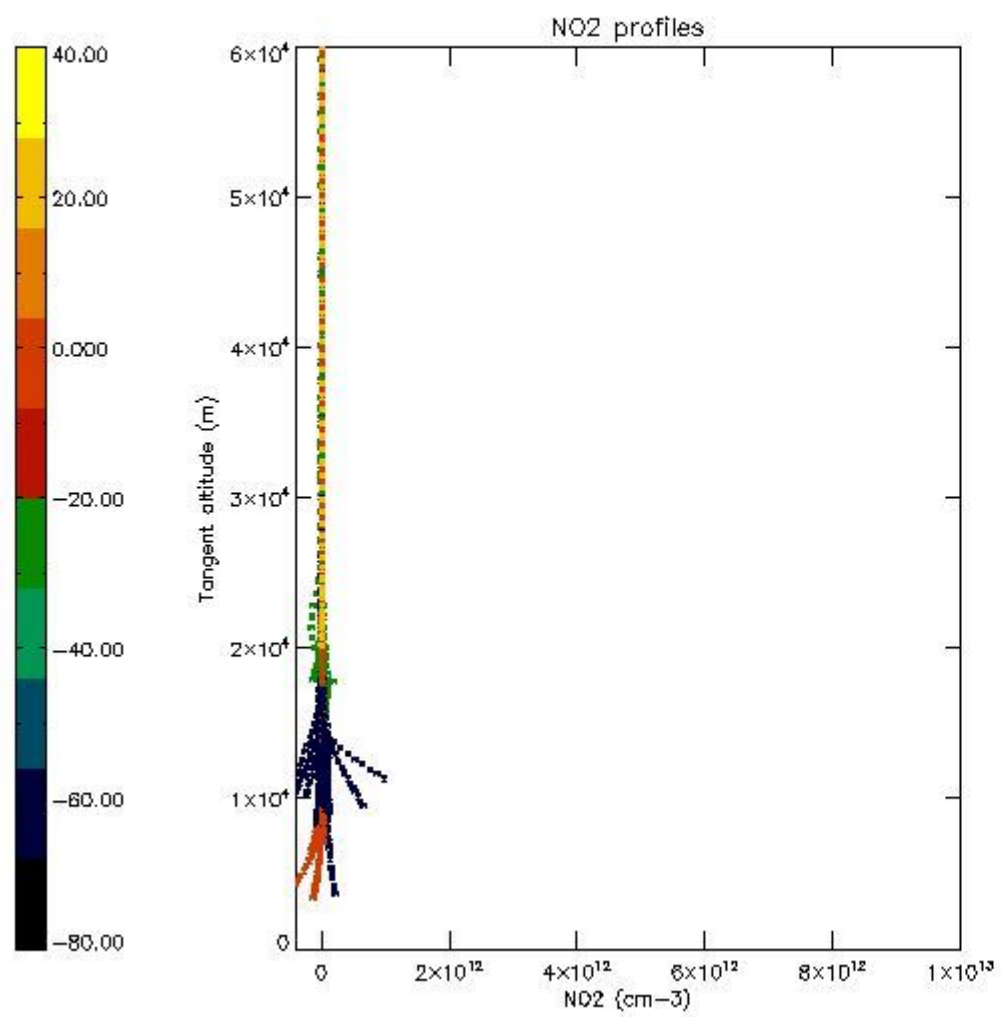
*5.5 Plot ozone profiles where STD < 5% (dark without errors)*

The colorbar represents the latitude.



*5.6 Plot NO<sub>2</sub> profiles for all STD (dark without errors)*

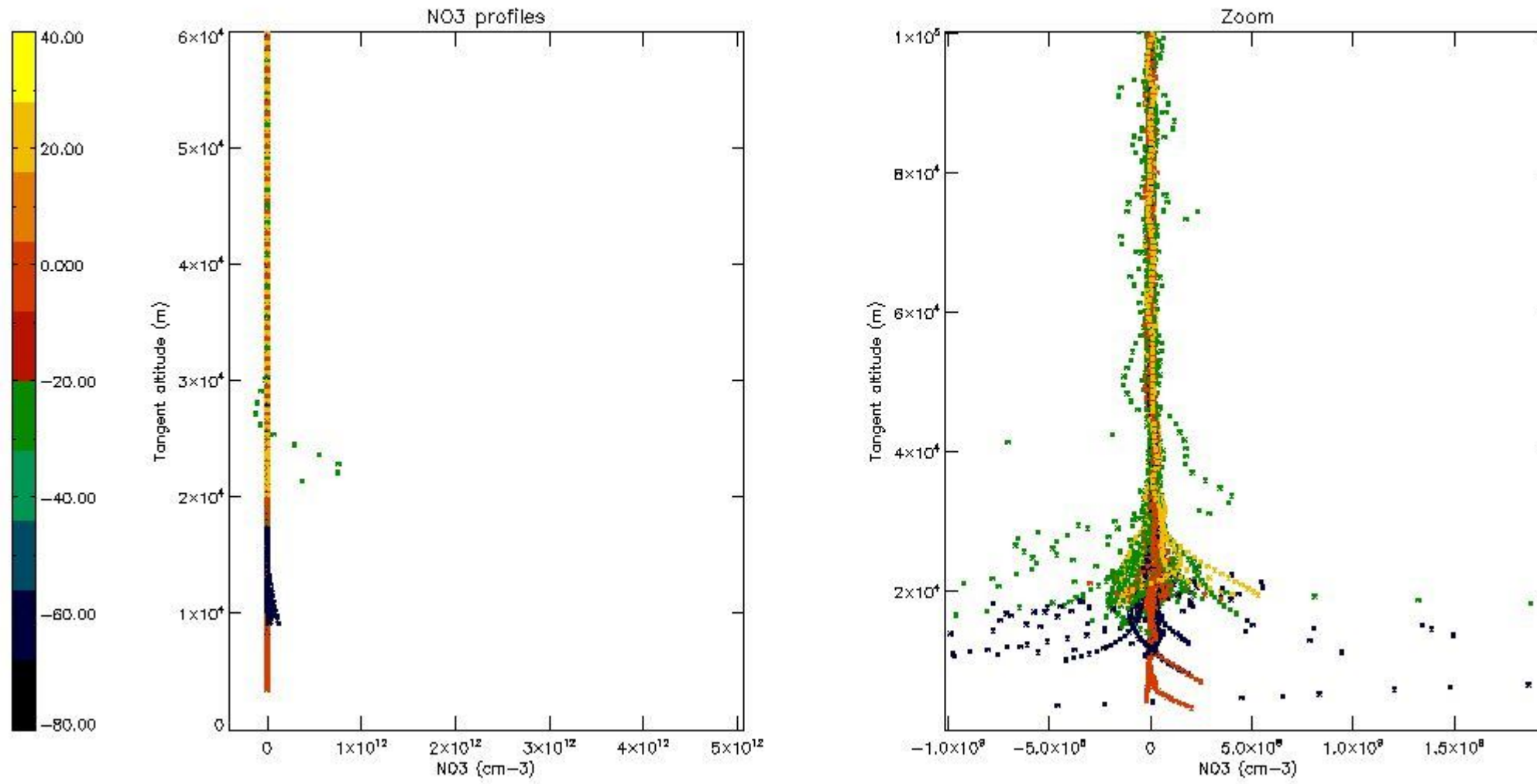
The colorbar represents the latitude.



*5.7 Plot NO3 profiles for all STD (dark without errors)*

The colorbar represents the latitude.





## 6. Auxiliary Data Files used for the production reported in section 2

The number reported in the third column indicates since which file (see list in section 2) the corresponding auxiliary file has been used. The fourth column is the date of those product files.

Type	Auxiliary Filename	Used since product	Used since product date
INST_PHYS_CHARACTERISTICS	GOM_INS_AXVIEC20091111_143220_20030716_120000_20500101_000000	1	13-OCT-2010 00:07:58
LEVEL-2_PROC_CONFIG	GOM_PR2_AXVIEC20091111_152718_20020301_000000_20500101_000000	1	13-OCT-2010 00:07:58
CROSS_SECTIONS_FILE	GOM_CRS_AXVIEC20091111_154832_20020301_000000_20500101_000000	1	13-OCT-2010 00:07:58

# GOMOS Level 2 Daily Report

## SUMMARY

### [1. General Info](#)

### [2. Summary of processed GOM\\_NL\\_2P products](#)

### [3. Level 2 Quality information per product](#)

#### [3.1 Plot of level 2 quality information per product \(time dependant\)](#)

#### [3.2 Plot of level 2 quality information per product \(world map\)](#)

### [4. Level 1 Quality information per product \(stored on level 2 products\)](#)

#### [4.1 Plot of level 1 quality information per product \(time dependant\)](#)

##### [4.1.1 Plot of level 1 quality information per product \(time dependant\): ASCENDING](#)

##### [4.1.2 Plot of level 1 quality information per product \(time dependant\): DESCENDING](#)

#### [4.2 Plot of level 1 quality information per product \(world map\)](#)

##### [4.2.1 Plot of level 1 quality information per product \(world map\): ASCENDING](#)

##### [4.2.2 Plot of level 1 quality information per product \(world map\): DESCENDING](#)

### [5. Ozone profiles based on quality statistics and other trace gas profiles](#)

#### [5.1 Ozone statistics based on quality of products](#)

#### [5.2 Plot ozone profiles for all STD \(dark without errors\)](#)

#### [5.3 Plot ozone profiles where STD < 20% \(dark without errors\)](#)

#### [5.4. Plot ozone profiles where STD < 10% \(dark without errors\)](#)

#### [5.5. Plot ozone profiles where STD < 5% \(dark without errors\)](#)

#### [5.6 Plot NO2 profiles for all STD \(dark without errors\)](#)

#### [5.7 Plot NO3 profiles for all STD \(dark without errors\)](#)

#### [5.8 Plot H2O profiles \(only for occultations of stars 1,2,3,4,13,14,16,26,63 dark without errors\) for all STD](#)

### [6. Auxiliary Data Files used for the production reported in section 2](#)

This report presents the daily analysis on parameters extracted from GOMOS level 2 data (GOM\_NL\_\_2P). It is intended to monitor some important parameters that will impact the quality of these products. A list of level 2 products (and content) that have arrived during the reporting day to the PCF is also given.

Item	Value
Time of report generation	29APR2013 15:55:02
Data source version	GOMOS/6.01
Start time of products	13-10-2010 (13OCT2010 00:00:00)
Stop time of products	14-10-2010 (14OCT2010 00:00:00)
Store outputs in DB	Yes
Nb of level 2 prods	202
Nb of prods with errors	0

## 2. Summary of processed GOM\_NL\_\_2P products.

Nr	Filename	UTC Start time	Limb	Duration	Star Id	Star Name	Star Mag	Star Temp	Nb Meas	Orbit	Prod. error
1	GOM_NL__2PRFIN20101013_000758_000000502093_00417_45060_8537.N1	13-OCT-2010 00:07:58	Bright	49.500	105	6Bet Ari	2.6450	8900.0	99	45060	No
2	GOM_NL__2PRFIN20101013_001112_000000442093_00417_45060_8538.N1	13-OCT-2010 00:11:12	Bright	44.000	53	43Bet And	2.0480	3300.0	88	45060	No
3	GOM_NL__2PRFIN20101013_001309_000000532093_00417_45060_8539.N1	13-OCT-2010 00:13:09	Bright	52.500	173	4Bet Tri	3.0040	8900.0	105	45060	No
4	GOM_NL__2PRFIN20101013_001456_000000452093_00417_45060_8540.N1	13-OCT-2010 00:14:56	Bright	45.000	73	57Gam1And	2.2600	13100.	90	45060	No
5	GOM_NL__2PRFIN20101013_001800_000000402093_00417_45060_8541.N1	13-OCT-2010 00:18:00	Bright	39.500	76	27Gam Cas	2.3000	30000.	79	45060	No
6	GOM_NL__2PRFIN20101013_002020_000000492093_00417_45060_8542.N1	13-OCT-2010 00:20:20	Bright	49.000	160	23Gam Per	2.9300	4700.0	98	45060	No
7	GOM_NL__2PRFIN20101013_004525_000000392093_00417_45060_8543.N1	13-OCT-2010 00:45:25	Bright	38.500	166	17Eps Leo	2.9800	6000.0	77	45060	No
8	GOM_NL__2PRFIN20101013_005547_000000612093_00417_45060_8544.N1	13-OCT-2010 00:55:47	Dark	60.500	48	30Alp Hya	1.9770	4100.0	121	45060	No
9	GOM_NL__2PRFIN20101013_010416_000000522093_00417_45060_8545.N1	13-OCT-2010 01:04:16	Dark	52.000	132	15Rho Pup	2.8030	6900.0	104	45060	No
10	GOM_NL__2PRFIN20101013_010729_000000462093_00417_45060_8546.N1	13-OCT-2010 01:07:29	Dark	46.000	70	Zet Pup	2.2460	39000.	92	45060	No
11	GOM_NL__2PRFIN20101013_011239_000000442093_00418_45061_8544.N1	13-OCT-2010 01:12:39	Dark	43.500	161	Tau Pup	2.9310	4500.0	87	45061	No
12	GOM_NL__2PRFIN20101013_011401_000000562093_00418_45061_8545.N1	13-OCT-2010 01:14:01	Dark	56.000	2	Alp Car	-0.73600	7000.0	112	45061	No
13	GOM_NL__2PRFIN20101013_011819_000000652093_00418_45061_8546.N1	13-OCT-2010 01:18:19	Dark	65.000	108	Alp Col	2.6520	15200.	130	45061	No
14	GOM_NL__2PRFIN20101013_012600_000000462093_00418_45061_8547.N1	13-OCT-2010 01:26:00	Straylight	45.500	157	The1Eri	2.9060	9300.0	91	45061	No
15	GOM_NL__2PRFIN20101013_014833_000000502093_00418_45061_8548.N1	13-OCT-2010 01:48:33	Bright	49.500	105	6Bet Ari	2.6450	8900.0	99	45061	No
16	GOM_NL__2PRFIN20101013_015147_000000442093_00418_45061_8549.N1	13-OCT-2010 01:51:47	Bright	44.000	53	43Bet And	2.0480	3300.0	88	45061	No
17	GOM_NL__2PRFIN20101013_015344_000000482093_00418_45061_8550.N1	13-OCT-2010 01:53:44	Bright	48.000	173	4Bet Tri	3.0040	8900.0	96	45061	No
18	GOM_NL__2PRFIN20101013_015531_000000452093_00418_45061_8551.N1	13-OCT-2010 01:55:31	Bright	45.000	73	57Gam1And	2.2600	13100.	90	45061	No
19	GOM_NL__2PRFIN20101013_015835_000000372093_00418_45061_8552.N1	13-OCT-2010 01:58:35	Bright	37.000	76	27Gam Cas	2.3000	30000.	74	45061	No
20	GOM_NL__2PRFIN20101013_020055_000000472093_00418_45061_8553.N1	13-OCT-2010 02:00:55	Bright	46.500	160	23Gam Per	2.9300	4700.0	93	45061	No
21	GOM_NL__2PRFIN20101013_022601_000000592093_00418_45061_8554.N1	13-OCT-2010 02:26:01	Bright	59.000	166	17Eps Leo	2.9800	6000.0	118	45061	No
22	GOM_NL__2PRFIN20101013_023624_000000532093_00418_45061_8555.N1	13-OCT-2010 02:36:24	Dark	52.500	48	30Alp Hya	1.9770	4100.0	105	45061	No
23	GOM_NL__2PRFIN20101013_024453_000000552093_00418_45061_8556.N1	13-OCT-2010 02:44:53	Dark	54.500	132	15Rho Pup	2.8030	6900.0	109	45061	No
24	GOM_NL__2PRFIN20101013_024806_000000432093_00418_45061_8557.N1	13-OCT-2010 02:48:06	Dark	42.500	70	Zet Pup	2.2460	39000.	85	45061	No
25	GOM_NL__2PRFIN20101013_025315_000000442093_00419_45062_8554.N1	13-OCT-2010 02:53:15	Dark	43.500	161	Tau Pup	2.9310	4500.0	87	45062	No
26	GOM_NL__2PRFIN20101013_025438_000000462093_00419_45062_8555.N1	13-OCT-2010 02:54:38	Dark	45.500	2	Alp Car	-0.73600	7000.0	91	45062	No
27	GOM_NL__2PRFIN20101013_025857_000000642093_00419_45062_8556.N1	13-OCT-2010 02:58:57	Dark	64.000	108	Alp Col	2.6520	15200.	128	45062	No
28	GOM_NL__2PRFIN20101013_030637_000000462093_00419_45062_8557.N1	13-OCT-2010 03:06:37	Straylight	45.500	157	The1Eri	2.9060	9300.0	91	45062	No
29	GOM_NL__2PRFIN20101013_032909_000000492093_00419_45062_8558.N1	13-OCT-2010 03:29:09	Bright	49.000	105	6Bet Ari	2.6450	8900.0	98	45062	No
30	GOM_NL__2PRFIN20101013_033223_000000442093_00419_45062_8559.N1	13-OCT-2010 03:32:23	Bright	43.500	53	43Bet And	2.0480	3300.0	87	45062	No
31	GOM_NL__2PRFIN20101013_033419_000000502093_00419_45062_8560.N1	13-OCT-2010 03:34:19	Bright	49.500	173	4Bet Tri	3.0040	8900.0	99	45062	No
32	GOM_NL__2PRFIN20101013_033606_000000482093_00419_45062_8561.N1	13-OCT-2010 03:36:06	Bright	48.000	73	57Gam1And	2.2600	13100.	96	45062	No
33	GOM_NL__2PRFIN20101013_033911_000000372093_00419_45062_8562.N1	13-OCT-2010 03:39:11	Bright	37.000	76	27Gam Cas	2.3000	30000.	74	45062	No
34	GOM_NL__2PRFIN20101013_034130_000000492093_00419_45062_8563.N1	13-OCT-2010 03:41:30	Bright	49.000	160	23Gam Per	2.9300	4700.0	98	45062	No
35	GOM_NL__2PRFIN20101013_040638_000000412093_00419_45062_8564.N1	13-OCT-2010 04:06:38	Bright	41.000	166	17Eps Leo	2.9800	6000.0	82	45062	No
36	GOM_NL__2PRFIN20101013_041700_000000532093_00419_45062_8565.N1	13-OCT-2010 04:17:00	Dark	53.000	48	30Alp Hya	1.9770	4100.0	106	45062	No
37	GOM_NL__2PRFIN20101013_042530_000000522093_00419_45062_8566.N1	13-OCT-2010 04:25:30	Dark	52.000	132	15Rho Pup	2.8030	6900.0	104	45062	No
38	GOM_NL__2PRFIN20101013_042843_000000432093_00419_45062_8567.N1	13-OCT-2010 04:28:43	Dark	43.000	70	Zet Pup	2.2460	39000.	86	45062	No
39	GOM_NL__2PRFIN20101013_043352_000000422093_00420_45063_8566.N1	13-OCT-2010 04:33:52	Dark	42.000	161	Tau Pup	2.9310	4500.0	84	45063	No
40	GOM_NL__2PRFIN20101013_043514_000000472093_00420_45063_8567.N1	13-OCT-2010 04:35:14	Dark	46.500	2	Alp Car	-0.73600	7000.0	93	45063	No
41	GOM_NL__2PRFIN20101013_043934_000000652093_00420_45063_8568.N1	13-OCT-2010 04:39:34	Dark	64.500	108	Alp Col	2.6520	15200.	129	45063	No
42	GOM_NL__2PRFIN20101013_044713_000000472093_00420_45063_8569.N1	13-OCT-2010 04:47:13	Straylight	47.000	157	The1Eri	2.9060	9300.0	94	45063	No

43	GOM_NL__2PRFIN20101013_050944_000000482093_00420_45063_8570.N1	13-OCT-2010 05:09:44	Bright	48.000	105	6Bet Ari	2.6450	8900.0	96	45063	No
44	GOM_NL__2PRFIN20101013_051259_000000412093_00420_45063_8571.N1	13-OCT-2010 05:12:59	Bright	40.500	53	43Bet And	2.0480	3300.0	81	45063	No
45	GOM_NL__2PRFIN20101013_051454_000000492093_00420_45063_8572.N1	13-OCT-2010 05:14:54	Bright	49.000	173	4Bet Tri	3.0040	8900.0	98	45063	No
46	GOM_NL__2PRFIN20101013_051642_000000482093_00420_45063_8573.N1	13-OCT-2010 05:16:42	Bright	47.500	73	57Gam1And	2.2600	13100.	95	45063	No
47	GOM_NL__2PRFIN20101013_051947_000000392093_00420_45063_8574.N1	13-OCT-2010 05:19:47	Bright	38.500	76	27Gam Cas	2.3000	30000.	77	45063	No
48	GOM_NL__2PRFIN20101013_052205_000000482093_00420_45063_8575.N1	13-OCT-2010 05:22:05	Bright	47.500	160	23Gam Per	2.9300	4700.0	95	45063	No
49	GOM_NL__2PRFIN20101013_054714_000000412093_00420_45063_8576.N1	13-OCT-2010 05:47:14	Bright	41.000	166	17Eps Leo	2.9800	6000.0	82	45063	No
50	GOM_NL__2PRFIN20101013_055737_000000502093_00420_45063_8577.N1	13-OCT-2010 05:57:37	Dark	50.000	48	30Alp Hya	1.9770	4100.0	100	45063	No
51	GOM_NL__2PRFIN20101013_060607_000000552093_00420_45063_8578.N1	13-OCT-2010 06:06:07	Dark	54.500	132	15Rho Pup	2.8030	6900.0	109	45063	No
52	GOM_NL__2PRFIN20101013_060919_000000442093_00420_45063_8579.N1	13-OCT-2010 06:09:19	Dark	44.000	70	Zet Pup	2.2460	39000.	88	45063	No
53	GOM_NL__2PRFIN20101013_061429_000000442093_00421_45064_8577.N1	13-OCT-2010 06:14:29	Dark	44.000	161	Tau Pup	2.9310	4500.0	88	45064	No
54	GOM_NL__2PRFIN20101013_061551_000000612093_00421_45064_8578.N1	13-OCT-2010 06:15:51	Dark	61.000	2	Alp Car	-0.73600	7000.0	122	45064	No
55	GOM_NL__2PRFIN20101013_062012_000000642093_00421_45064_8579.N1	13-OCT-2010 06:20:12	Dark	63.500	108	Alp Col	2.6520	15200.	127	45064	No
56	GOM_NL__2PRFIN20101013_062750_000000472093_00421_45064_8580.N1	13-OCT-2010 06:27:50	Straylight	46.500	157	The1Eri	2.9060	9300.0	93	45064	No
57	GOM_NL__2PRFIN20101013_065020_000000502093_00421_45064_8581.N1	13-OCT-2010 06:50:20	Bright	49.500	105	6Bet Ari	2.6450	8900.0	99	45064	No
58	GOM_NL__2PRFIN20101013_065335_000000442093_00421_45064_8582.N1	13-OCT-2010 06:53:35	Bright	44.000	53	43Bet And	2.0480	3300.0	88	45064	No
59	GOM_NL__2PRFIN20101013_065529_000000492093_00421_45064_8583.N1	13-OCT-2010 06:55:29	Bright	48.500	173	4Bet Tri	3.0040	8900.0	97	45064	No
60	GOM_NL__2PRFIN20101013_065717_000000492093_00421_45064_8584.N1	13-OCT-2010 06:57:17	Bright	48.500	73	57Gam1And	2.2600	13100.	97	45064	No
61	GOM_NL__2PRFIN20101013_070022_000000392093_00421_45064_8585.N1	13-OCT-2010 07:00:22	Bright	38.500	76	27Gam Cas	2.3000	30000.	77	45064	No
62	GOM_NL__2PRFIN20101013_070240_000000492093_00421_45064_8586.N1	13-OCT-2010 07:02:40	Bright	48.500	160	23Gam Per	2.9300	4700.0	97	45064	No
63	GOM_NL__2PRFIN20101013_072750_000000402093_00421_45064_8587.N1	13-OCT-2010 07:27:50	Bright	39.500	166	17Eps Leo	2.9800	6000.0	79	45064	No
64	GOM_NL__2PRFIN20101013_073813_000000532093_00421_45064_8588.N1	13-OCT-2010 07:38:13	Dark	52.500	48	30Alp Hya	1.9770	4100.0	105	45064	No
65	GOM_NL__2PRFIN20101013_074644_000000532093_00421_45064_8589.N1	13-OCT-2010 07:46:44	Dark	52.500	132	15Rho Pup	2.8030	6900.0	105	45064	No
66	GOM_NL__2PRFIN20101013_074956_000000472093_00421_45064_8590.N1	13-OCT-2010 07:49:56	Dark	46.500	70	Zet Pup	2.2460	39000.	93	45064	No
67	GOM_NL__2PRFIN20101013_075506_000000452093_00422_45065_8599.N1	13-OCT-2010 07:55:06	Dark	44.500	161	Tau Pup	2.9310	4500.0	89	45065	No
68	GOM_NL__2PRFIN20101013_075628_000000592093_00422_45065_8600.N1	13-OCT-2010 07:56:28	Dark	59.000	2	Alp Car	-0.73600	7000.0	118	45065	No
69	GOM_NL__2PRFIN20101013_080049_000000622093_00422_45065_8601.N1	13-OCT-2010 08:00:49	Dark	61.500	108	Alp Col	2.6520	15200.	123	45065	No
70	GOM_NL__2PRFIN20101013_080826_000000452093_00422_45065_8602.N1	13-OCT-2010 08:08:26	Straylight	44.500	157	The1Eri	2.9060	9300.0	89	45065	No
71	GOM_NL__2PRFIN20101013_083055_000000492093_00422_45065_8603.N1	13-OCT-2010 08:30:55	Bright	48.500	105	6Bet Ari	2.6450	8900.0	97	45065	No
72	GOM_NL__2PRFIN20101013_083410_000000432093_00422_45065_8604.N1	13-OCT-2010 08:34:10	Bright	43.000	53	43Bet And	2.0480	3300.0	86	45065	No
73	GOM_NL__2PRFIN20101013_083604_000000492093_00422_45065_8605.N1	13-OCT-2010 08:36:04	Bright	48.500	173	4Bet Tri	3.0040	8900.0	97	45065	No
74	GOM_NL__2PRFIN20101013_083752_000000462093_00422_45065_8606.N1	13-OCT-2010 08:37:52	Bright	46.000	73	57Gam1And	2.2600	13100.	92	45065	No
75	GOM_NL__2PRFIN20101013_084058_000000372093_00422_45065_8607.N1	13-OCT-2010 08:40:58	Bright	37.000	76	27Gam Cas	2.3000	30000.	74	45065	No
76	GOM_NL__2PRFIN20101013_084315_000000502093_00422_45065_8608.N1	13-OCT-2010 08:43:15	Bright	49.500	160	23Gam Per	2.9300	4700.0	99	45065	No
77	GOM_NL__2PRFIN20101013_090826_000000412093_00422_45065_8609.N1	13-OCT-2010 09:08:26	Bright	40.500	166	17Eps Leo	2.9800	6000.0	81	45065	No
78	GOM_NL__2PRFIN20101013_091850_000000542093_00422_45065_8610.N1	13-OCT-2010 09:18:50	Dark	53.500	48	30Alp Hya	1.9770	4100.0	107	45065	No
79	GOM_NL__2PRFIN20101013_092722_000000552093_00422_45065_8611.N1	13-OCT-2010 09:27:22	Dark	55.000	132	15Rho Pup	2.8030	6900.0	110	45065	No
80	GOM_NL__2PRFIN20101013_093033_000000472093_00422_45065_8612.N1	13-OCT-2010 09:30:33	Dark	46.500	70	Zet Pup	2.2460	39000.	93	45065	No
81	GOM_NL__2PRFIN20101013_093543_000000442093_00423_45066_8616.N1	13-OCT-2010 09:35:43	Dark	43.500	161	Tau Pup	2.9310	4500.0	87	45066	No
82	GOM_NL__2PRFIN20101013_093705_000000552093_00423_45066_8617.N1	13-OCT-2010 09:37:05	Dark	54.500	2	Alp Car	-0.73600	7000.0	109	45066	No
83	GOM_NL__2PRFIN20101013_094126_000000622093_00423_45066_8618.N1	13-OCT-2010 09:41:26	Dark	62.000	108	Alp Col	2.6520	15200.	124	45066	No
84	GOM_NL__2PRFIN20101013_094903_000000462093_00423_45066_8619.N1	13-OCT-2010 09:49:03	Straylight	45.500	157	The1Eri	2.9060	9300.0	91	45066	No
85	GOM_NL__2PRFIN20101013_101130_000000492093_00423_45066_8620.N1	13-OCT-2010 10:11:30	Bright	49.000	105	6Bet Ari	2.6450	8900.0	98	45066	No
86	GOM_NL__2PRFIN20101013_101445_000000432093_00423_45066_8621.N1	13-OCT-2010 10:14:45	Bright	43.000	53	43Bet And	2.0480	3300.0	86	45066	No
87	GOM_NL__2PRFIN20101013_101639_000000482093_00423_45066_8622.N1	13-OCT-2010 10:16:39	Bright	47.500	173	4Bet Tri	3.0040	8900.0	95	45066	No
88	GOM_NL__2PRFIN20101013_101827_000000482093_00423_45066_8623.N1	13-OCT-2010 10:18:27	Bright	47.500	73	57Gam1And	2.2600	13100.	95	45066	No
89	GOM_NL__2PRFIN20101013_102134_000000392093_00423_45066_8624.N1	13-OCT-2010 10:21:34	Bright	38.500	76	27Gam Cas	2.3000	30000.	77	45066	No
90	GOM_NL__2PRFIN20101013_102350_000000502093_00423_45066_8625.N1	13-OCT-2010 10:23:50	Bright	50.000	160	23Gam Per	2.9300	4700.0	100	45066	No
91	GOM_NL__2PRFIN20101013_104902_000000412093_00423_45066_8626.N1	13-OCT-2010 10:49:02	Bright	40.500	166	17Eps Leo	2.9800	6000.0	81	45066	No
92	GOM_NL__2PRFIN20101013_105926_000000512093_00423_45066_8627.N1	13-OCT-2010 10:59:26	Dark	50.500	48	30Alp Hya	1.9770	4100.0	101	45066	No
93	GOM_NL__2PRFIN20101013_110759_000000532093_00423_45066_8628.N1	13-OCT-2010 11:07:59	Dark	53.000	132	15Rho Pup	2.8030	6900.0	106	45066	No
94	GOM_NL__2PRFIN20101013_111110_000000452093_00423_45066_8629.N1	13-OCT-2010 11:11:10	Dark	44.500	70	Zet Pup	2.2460	39000.	89	45066	No
95	GOM_NL__2PRFIN20101013_111619_000000422093_00424_45067_8667.N1	13-OCT-2010 11:16:19	Dark	41.500	161	Tau Pup	2.9310	4500.0	83	45067	No
96	GOM_NL__2PRFIN20101013_111741_000000452093_00424_45067_8668.N1	13-OCT-2010 11:17:41	Dark	45.000	2	Alp Car	-0.73600	7000.0	90	45067	No
97	GOM_NL__2PRFIN20101013_112204_000000612093_00424_45067_8669.N1	13-OCT-2010 11:22:04	Dark	60.500	108	Alp Col	2.6520	15200.	121	45067	No
98	GOM_NL__2PRFIN20101013_112939_000000442093_00424_45067_8670.N1	13-OCT-2010 11:29:39	Straylight	44.000	157	The1Eri	2.9060	9300.0	88	45067	No
99	GOM_NL__2PRFIN20101013_115205_000000492093_00424_45067_8671.N1	13-OCT-2010 11:52:05	Bright	49.000	105	6Bet Ari	2.6450	8900.0	98	45067	No
100	GOM_NL__2PRFIN20101013_115521_000000432093_00424_45067_8672.N1	13-OCT-2010 11:55:21	Bright	42.500	53	43Bet And	2.0480	3300.0	85	45067	No
101	GOM_NL__2PRFIN20101013_115714_000000492093_00424_45067_8673.N1	13-OCT-2010 11:57:14	Bright	48.500	173	4Bet Tri	3.0040	8900.0	97	45067	No

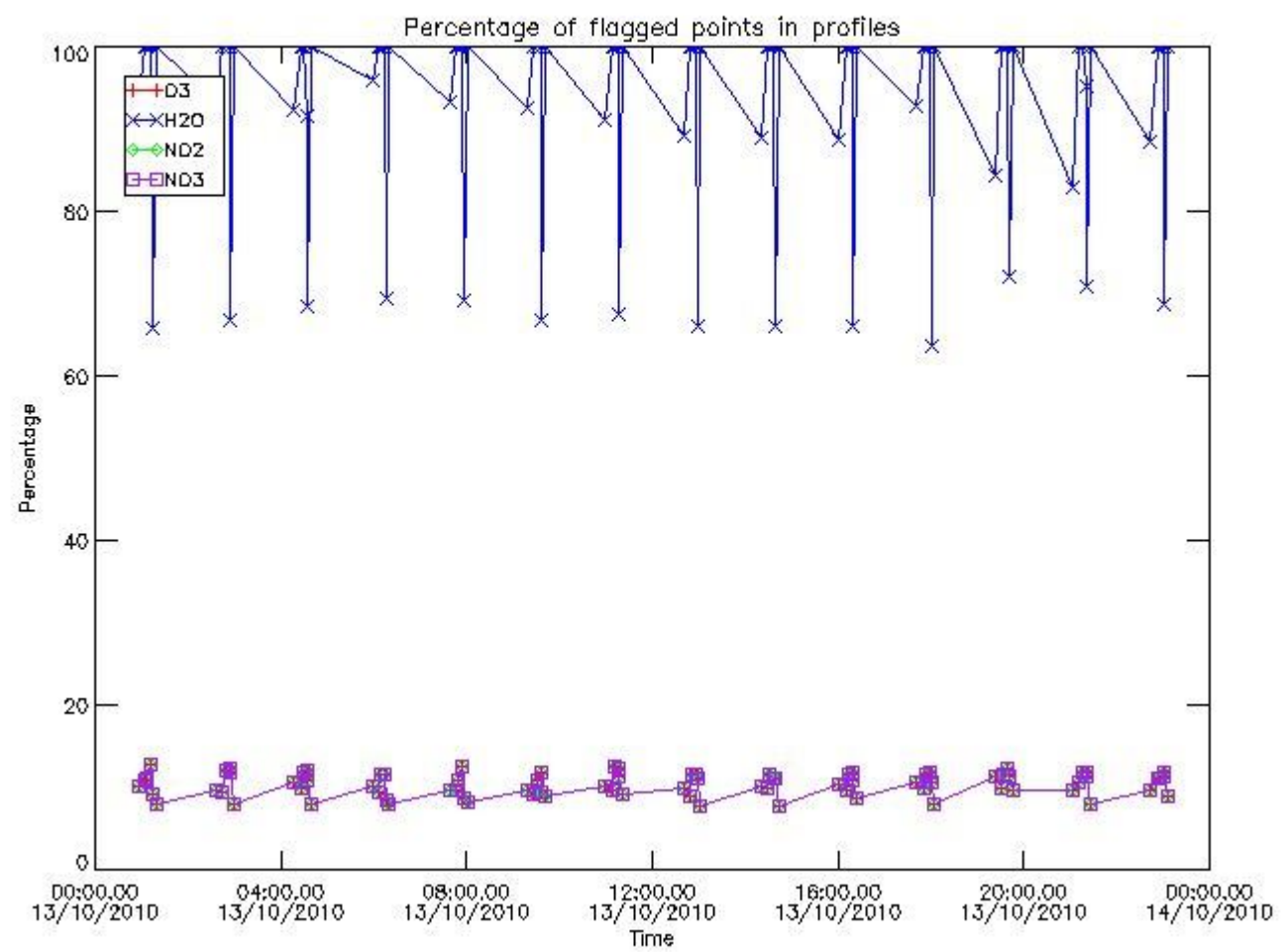
102	GOM_NL__2PRFIN20101013_115902_000000462093_00424_45067_8674.N1	13-OCT-2010 11:59:02	Bright	46.000	73	57Gam1And	2.2600	13100.	92	45067	No
103	GOM_NL__2PRFIN20101013_120209_000000382093_00424_45067_8675.N1	13-OCT-2010 12:02:09	Bright	38.000	76	27Gam Cas	2.3000	30000.	76	45067	No
104	GOM_NL__2PRFIN20101013_120425_000000512093_00424_45067_8676.N1	13-OCT-2010 12:04:25	Bright	50.500	160	23Gam Per	2.9300	4700.0	101	45067	No
105	GOM_NL__2PRFIN20101013_122938_000000402093_00424_45067_8677.N1	13-OCT-2010 12:29:38	Bright	39.500	166	17Eps Leo	2.9800	6000.0	79	45067	No
106	GOM_NL__2PRFIN20101013_124003_000000512093_00424_45067_8678.N1	13-OCT-2010 12:40:03	Dark	51.000	48	30Alp Hya	1.9770	4100.0	102	45067	No
107	GOM_NL__2PRFIN20101013_124836_000000572093_00424_45067_8679.N1	13-OCT-2010 12:48:36	Dark	56.500	132	15Rho Pup	2.8030	6900.0	113	45067	No
108	GOM_NL__2PRFIN20101013_125146_000000452093_00424_45067_8680.N1	13-OCT-2010 12:51:46	Dark	44.500	70	Zet Pup	2.2460	39000.	89	45067	No
109	GOM_NL__2PRFIN20101013_125656_000000442093_00425_45068_8723.N1	13-OCT-2010 12:56:56	Dark	44.000	161	Tau Pup	2.9310	4500.0	88	45068	No
110	GOM_NL__2PRFIN20101013_125818_000000462093_00425_45068_8724.N1	13-OCT-2010 12:58:18	Dark	46.000	2	Alp Car	-0.73600	7000.0	92	45068	No
111	GOM_NL__2PRFIN20101013_130241_000000662093_00425_45068_8725.N1	13-OCT-2010 13:02:41	Dark	65.500	108	Alp Col	2.6520	15200.	131	45068	No
112	GOM_NL__2PRFIN20101013_131015_000000452093_00425_45068_8726.N1	13-OCT-2010 13:10:15	Straylight	44.500	157	The1Eri	2.9060	9300.0	89	45068	No
113	GOM_NL__2PRFIN20101013_133240_000000482093_00425_45068_8727.N1	13-OCT-2010 13:32:40	Bright	48.000	105	6Bet Ari	2.6450	8900.0	96	45068	No
114	GOM_NL__2PRFIN20101013_133556_000000432093_00425_45068_8728.N1	13-OCT-2010 13:35:56	Bright	42.500	53	43Bet And	2.0480	3300.0	85	45068	No
115	GOM_NL__2PRFIN20101013_133749_000000482093_00425_45068_8729.N1	13-OCT-2010 13:37:49	Bright	48.000	173	4Bet Tri	3.0040	8900.0	96	45068	No
116	GOM_NL__2PRFIN20101013_133938_000000472093_00425_45068_8730.N1	13-OCT-2010 13:39:38	Bright	46.500	73	57Gam1And	2.2600	13100.	93	45068	No
117	GOM_NL__2PRFIN20101013_134245_000000402093_00425_45068_8731.N1	13-OCT-2010 13:42:45	Bright	39.500	76	27Gam Cas	2.3000	30000.	79	45068	No
118	GOM_NL__2PRFIN20101013_134500_000000492093_00425_45068_8732.N1	13-OCT-2010 13:45:00	Bright	49.000	160	23Gam Per	2.9300	4700.0	98	45068	No
119	GOM_NL__2PRFIN20101013_141015_000000412093_00425_45068_8733.N1	13-OCT-2010 14:10:15	Bright	40.500	166	17Eps Leo	2.9800	6000.0	81	45068	No
120	GOM_NL__2PRFIN20101013_142039_000000502093_00425_45068_8734.N1	13-OCT-2010 14:20:39	Dark	50.000	48	30Alp Hya	1.9770	4100.0	100	45068	No
121	GOM_NL__2PRFIN20101013_142913_000000512093_00425_45068_8735.N1	13-OCT-2010 14:29:13	Dark	51.000	132	15Rho Pup	2.8030	6900.0	102	45068	No
122	GOM_NL__2PRFIN20101013_143223_000000442093_00425_45068_8736.N1	13-OCT-2010 14:32:23	Dark	44.000	70	Zet Pup	2.2460	39000.	88	45068	No
123	GOM_NL__2PRFIN20101013_143733_000000462093_00426_45069_8749.N1	13-OCT-2010 14:37:33	Dark	45.500	161	Tau Pup	2.9310	4500.0	91	45069	No
124	GOM_NL__2PRFIN20101013_143855_000000462093_00426_45069_8750.N1	13-OCT-2010 14:38:55	Dark	46.000	2	Alp Car	-0.73600	7000.0	92	45069	No
125	GOM_NL__2PRFIN20101013_144318_000000662093_00426_45069_8751.N1	13-OCT-2010 14:43:18	Dark	66.000	108	Alp Col	2.6520	15200.	132	45069	No
126	GOM_NL__2PRFIN20101013_145052_000000452093_00426_45069_8752.N1	13-OCT-2010 14:50:52	Straylight	45.000	157	The1Eri	2.9060	9300.0	90	45069	No
127	GOM_NL__2PRFIN20101013_151316_000000512093_00426_45069_8753.N1	13-OCT-2010 15:13:16	Bright	51.000	105	6Bet Ari	2.6450	8900.0	102	45069	No
128	GOM_NL__2PRFIN20101013_151632_000000422093_00426_45069_8754.N1	13-OCT-2010 15:16:32	Bright	42.000	53	43Bet And	2.0480	3300.0	84	45069	No
129	GOM_NL__2PRFIN20101013_151825_000000482093_00426_45069_8755.N1	13-OCT-2010 15:18:25	Bright	47.500	173	4Bet Tri	3.0040	8900.0	95	45069	No
130	GOM_NL__2PRFIN20101013_152013_000000492093_00426_45069_8756.N1	13-OCT-2010 15:20:13	Bright	48.500	73	57Gam1And	2.2600	13100.	97	45069	No
131	GOM_NL__2PRFIN20101013_152321_000000372093_00426_45069_8757.N1	13-OCT-2010 15:23:21	Bright	36.500	76	27Gam Cas	2.3000	30000.	73	45069	No
132	GOM_NL__2PRFIN20101013_152536_000000492093_00426_45069_8758.N1	13-OCT-2010 15:25:36	Bright	48.500	160	23Gam Per	2.9300	4700.0	97	45069	No
133	GOM_NL__2PRFIN20101013_155051_000000402093_00426_45069_8759.N1	13-OCT-2010 15:50:51	Bright	40.000	166	17Eps Leo	2.9800	6000.0	80	45069	No
134	GOM_NL__2PRFIN20101013_160116_000000502093_00426_45069_8760.N1	13-OCT-2010 16:01:16	Dark	49.500	48	30Alp Hya	1.9770	4100.0	99	45069	No
135	GOM_NL__2PRFIN20101013_160950_000000532093_00426_45069_8761.N1	13-OCT-2010 16:09:50	Dark	52.500	132	15Rho Pup	2.8030	6900.0	105	45069	No
136	GOM_NL__2PRFIN20101013_161300_000000452093_00426_45069_8762.N1	13-OCT-2010 16:13:00	Dark	44.500	70	Zet Pup	2.2460	39000.	89	45069	No
137	GOM_NL__2PRFIN20101013_161809_000000432093_00427_45070_8772.N1	13-OCT-2010 16:18:09	Dark	43.000	161	Tau Pup	2.9310	4500.0	86	45070	No
138	GOM_NL__2PRFIN20101013_161931_000000482093_00427_45070_8773.N1	13-OCT-2010 16:19:31	Dark	47.500	2	Alp Car	-0.73600	7000.0	95	45070	No
139	GOM_NL__2PRFIN20101013_162356_000000652093_00427_45070_8774.N1	13-OCT-2010 16:23:56	Dark	64.500	108	Alp Col	2.6520	15200.	129	45070	No
140	GOM_NL__2PRFIN20101013_163128_000000462093_00427_45070_8775.N1	13-OCT-2010 16:31:28	Straylight	46.000	157	The1Eri	2.9060	9300.0	92	45070	No
141	GOM_NL__2PRFIN20101013_165351_000000492093_00427_45070_8776.N1	13-OCT-2010 16:53:51	Bright	49.000	105	6Bet Ari	2.6450	8900.0	98	45070	No
142	GOM_NL__2PRFIN20101013_165707_000000412093_00427_45070_8777.N1	13-OCT-2010 16:57:07	Bright	40.500	53	43Bet And	2.0480	3300.0	81	45070	No
143	GOM_NL__2PRFIN20101013_165900_000000482093_00427_45070_8778.N1	13-OCT-2010 16:59:00	Bright	48.000	173	4Bet Tri	3.0040	8900.0	96	45070	No
144	GOM_NL__2PRFIN20101013_170048_000000472093_00427_45070_8779.N1	13-OCT-2010 17:00:48	Bright	46.500	73	57Gam1And	2.2600	13100.	93	45070	No
145	GOM_NL__2PRFIN20101013_170356_000000402093_00427_45070_8780.N1	13-OCT-2010 17:03:56	Bright	39.500	76	27Gam Cas	2.3000	30000.	79	45070	No
146	GOM_NL__2PRFIN20101013_170611_000000492093_00427_45070_8781.N1	13-OCT-2010 17:06:11	Bright	49.000	160	23Gam Per	2.9300	4700.0	98	45070	No
147	GOM_NL__2PRFIN20101013_173127_000000422093_00427_45070_8782.N1	13-OCT-2010 17:31:27	Bright	41.500	166	17Eps Leo	2.9800	6000.0	83	45070	No
148	GOM_NL__2PRFIN20101013_174153_000000492093_00427_45070_8783.N1	13-OCT-2010 17:41:53	Dark	48.500	48	30Alp Hya	1.9770	4100.0	97	45070	No
149	GOM_NL__2PRFIN20101013_175027_000000512093_00427_45070_8784.N1	13-OCT-2010 17:50:27	Dark	51.000	132	15Rho Pup	2.8030	6900.0	102	45070	No
150	GOM_NL__2PRFIN20101013_175337_000000452093_00427_45070_8785.N1	13-OCT-2010 17:53:37	Dark	44.500	70	Zet Pup	2.2460	39000.	89	45070	No
151	GOM_NL__2PRFIN20101013_175846_000000442093_00428_45071_8807.N1	13-OCT-2010 17:58:46	Dark	43.500	161	Tau Pup	2.9310	4500.0	87	45071	No
152	GOM_NL__2PRFIN20101013_180008_000000492093_00428_45071_8808.N1	13-OCT-2010 18:00:08	Dark	48.500	2	Alp Car	-0.73600	7000.0	97	45071	No
153	GOM_NL__2PRFIN20101013_180433_000000642093_00428_45071_8809.N1	13-OCT-2010 18:04:33	Dark	63.500	108	Alp Col	2.6520	15200.	127	45071	No
154	GOM_NL__2PRFIN20101013_181205_000000462093_00428_45071_8810.N1	13-OCT-2010 18:12:05	Straylight	46.000	157	The1Eri	2.9060	9300.0	92	45071	No
155	GOM_NL__2PRFIN20101013_183426_000000482093_00428_45071_8811.N1	13-OCT-2010 18:34:26	Bright	47.500	105	6Bet Ari	2.6450	8900.0	95	45071	No
156	GOM_NL__2PRFIN20101013_183743_000000412093_00428_45071_8812.N1	13-OCT-2010 18:37:43	Bright	40.500	53	43Bet And	2.0480	3300.0	81	45071	No
157	GOM_NL__2PRFIN20101013_183935_000000482093_00428_45071_8813.N1	13-OCT-2010 18:39:35	Bright	47.500	173	4Bet Tri	3.0040	8900.0	95	45071	No
158	GOM_NL__2PRFIN20101013_184123_000000472093_00428_45071_8814.N1	13-OCT-2010 18:41:23	Bright	46.500	73	57Gam1And	2.2600	13100.	93	45071	No
159	GOM_NL__2PRFIN20101013_184432_000000382093_00428_45071_8815.N1	13-OCT-2010 18:44:32	Bright	37.500	76	27Gam Cas	2.3000	30000.	75	45071	No
160	GOM_NL__2PRFIN20101013_184646_000000482093_00428_45071_8816.N1	13-OCT-2010 18:46:46	Bright	48.000	160	23Gam Per	2.9300	4700.0	96	45071	No

161	GOM_NL__2PRFIN20101013_191203_000000402093_00428_45071_8817.N1	13-OCT-2010 19:12:03	Bright	39.500	166	17Eps Leo	2.9800	6000.0	79	45071	No
162	GOM_NL__2PRFIN20101013_192229_000000452093_00428_45071_8818.N1	13-OCT-2010 19:22:29	Dark	45.000	48	30Alp Hya	1.9770	4100.0	90	45071	No
163	GOM_NL__2PRFIN20101013_193104_000000522093_00428_45071_8819.N1	13-OCT-2010 19:31:04	Dark	52.000	132	15Rho Pup	2.8030	6900.0	104	45071	No
164	GOM_NL__2PRFIN20101013_193414_000000452093_00428_45071_8820.N1	13-OCT-2010 19:34:14	Dark	44.500	70	Zet Pup	2.2460	39000.	89	45071	No
165	GOM_NL__2PRFIN20101013_193923_000000422093_00429_45072_8839.N1	13-OCT-2010 19:39:23	Dark	41.500	161	Tau Pup	2.9310	4500.0	83	45072	No
166	GOM_NL__2PRFIN20101013_194045_000000452093_00429_45072_8840.N1	13-OCT-2010 19:40:45	Dark	45.000	2	Alp Car	-0.73600	7000.0	90	45072	No
167	GOM_NL__2PRFIN20101013_194511_000000632093_00429_45072_8841.N1	13-OCT-2010 19:45:11	Dark	63.000	108	Alp Col	2.6520	15200.	126	45072	No
168	GOM_NL__2PRFIN20101013_195241_000000462093_00429_45072_8842.N1	13-OCT-2010 19:52:41	Straylight	46.000	157	The1Eri	2.9060	9300.0	92	45072	No
169	GOM_NL__2PRFIN20101013_201501_000000492093_00429_45072_8843.N1	13-OCT-2010 20:15:01	Bright	48.500	105	6Bet Ari	2.6450	8900.0	97	45072	No
170	GOM_NL__2PRFIN20101013_201819_000000402093_00429_45072_8844.N1	13-OCT-2010 20:18:19	Bright	40.000	53	43Bet And	2.0480	3300.0	80	45072	No
171	GOM_NL__2PRFIN20101013_202010_000000552093_00429_45072_8845.N1	13-OCT-2010 20:20:10	Bright	54.500	173	4Bet Tri	3.0040	8900.0	109	45072	No
172	GOM_NL__2PRFIN20101013_202158_000000462093_00429_45072_8846.N1	13-OCT-2010 20:21:58	Bright	46.000	73	57Gam1And	2.2600	13100.	92	45072	No
173	GOM_NL__2PRFIN20101013_202508_000000402093_00429_45072_8847.N1	13-OCT-2010 20:25:08	Bright	39.500	76	27Gam Cas	2.3000	30000.	79	45072	No
174	GOM_NL__2PRFIN20101013_202721_000000492093_00429_45072_8848.N1	13-OCT-2010 20:27:21	Bright	49.000	160	23Gam Per	2.9300	4700.0	98	45072	No
175	GOM_NL__2PRFIN20101013_205239_000000592093_00429_45072_8849.N1	13-OCT-2010 20:52:39	Bright	58.500	166	17Eps Leo	2.9800	6000.0	117	45072	No
176	GOM_NL__2PRFIN20101013_210306_000000532093_00429_45072_8850.N1	13-OCT-2010 21:03:06	Dark	53.000	48	30Alp Hya	1.9770	4100.0	106	45072	No
177	GOM_NL__2PRFIN20101013_211141_000000532093_00429_45072_8851.N1	13-OCT-2010 21:11:41	Dark	52.500	132	15Rho Pup	2.8030	6900.0	105	45072	No
178	GOM_NL__2PRFIN20101013_211451_000000442093_00429_45072_8852.N1	13-OCT-2010 21:14:51	Dark	43.500	70	Zet Pup	2.2460	39000.	87	45072	No
179	GOM_NL__2PRFIN20101013_212000_000000432093_00430_45073_8870.N1	13-OCT-2010 21:20:00	Dark	43.000	161	Tau Pup	2.9310	4500.0	86	45073	No
180	GOM_NL__2PRFIN20101013_212121_000000452093_00430_45073_8871.N1	13-OCT-2010 21:21:21	Dark	45.000	2	Alp Car	-0.73600	7000.0	90	45073	No
181	GOM_NL__2PRFIN20101013_212548_000000642093_00430_45073_8872.N1	13-OCT-2010 21:25:48	Dark	64.000	108	Alp Col	2.6520	15200.	128	45073	No
182	GOM_NL__2PRFIN20101013_213318_000000472093_00430_45073_8873.N1	13-OCT-2010 21:33:18	Straylight	47.000	157	The1Eri	2.9060	9300.0	94	45073	No
183	GOM_NL__2PRFIN20101013_215537_000000492093_00430_45073_8874.N1	13-OCT-2010 21:55:37	Bright	49.000	105	6Bet Ari	2.6450	8900.0	98	45073	No
184	GOM_NL__2PRFIN20101013_215854_000000402093_00430_45073_8875.N1	13-OCT-2010 21:58:54	Bright	39.500	53	43Bet And	2.0480	3300.0	79	45073	No
185	GOM_NL__2PRFIN20101013_220045_000000472093_00430_45073_8876.N1	13-OCT-2010 22:00:45	Bright	47.000	173	4Bet Tri	3.0040	8900.0	94	45073	No
186	GOM_NL__2PRFIN20101013_220233_000000482093_00430_45073_8877.N1	13-OCT-2010 22:02:33	Bright	47.500	73	57Gam1And	2.2600	13100.	95	45073	No
187	GOM_NL__2PRFIN20101013_220543_000000392093_00430_45073_8878.N1	13-OCT-2010 22:05:43	Bright	39.000	76	27Gam Cas	2.3000	30000.	78	45073	No
188	GOM_NL__2PRFIN20101013_220756_000000472093_00430_45073_8879.N1	13-OCT-2010 22:07:56	Bright	47.000	160	23Gam Per	2.9300	4700.0	94	45073	No
189	GOM_NL__2PRFIN20101013_223315_000000412093_00430_45073_8880.N1	13-OCT-2010 22:33:15	Bright	41.000	166	17Eps Leo	2.9800	6000.0	82	45073	No
190	GOM_NL__2PRFIN20101013_224342_000000532093_00430_45073_8881.N1	13-OCT-2010 22:43:42	Dark	52.500	48	30Alp Hya	1.9770	4100.0	105	45073	No
191	GOM_NL__2PRFIN20101013_225218_000000512093_00430_45073_8882.N1	13-OCT-2010 22:52:18	Dark	51.000	132	15Rho Pup	2.8030	6900.0	102	45073	No
192	GOM_NL__2PRFIN20101013_225528_000000462093_00430_45073_8883.N1	13-OCT-2010 22:55:28	Dark	45.500	70	Zet Pup	2.2460	39000.	91	45073	No
193	GOM_NL__2PRFIN20101013_230036_000000442093_00431_45074_8878.N1	13-OCT-2010 23:00:36	Dark	43.500	161	Tau Pup	2.9310	4500.0	87	45074	No
194	GOM_NL__2PRFIN20101013_230158_000000452093_00431_45074_8879.N1	13-OCT-2010 23:01:58	Dark	45.000	2	Alp Car	-0.73600	7000.0	90	45074	No
195	GOM_NL__2PRFIN20101013_230625_000000642093_00431_45074_8880.N1	13-OCT-2010 23:06:25	Dark	63.500	108	Alp Col	2.6520	15200.	127	45074	No
196	GOM_NL__2PRFIN20101013_231354_000000462093_00431_45074_8881.N1	13-OCT-2010 23:13:54	Straylight	45.500	157	The1Eri	2.9060	9300.0	91	45074	No
197	GOM_NL__2PRFIN20101013_233612_000000502093_00431_45074_8882.N1	13-OCT-2010 23:36:12	Bright	49.500	105	6Bet Ari	2.6450	8900.0	99	45074	No
198	GOM_NL__2PRFIN20101013_233929_000000432093_00431_45074_8883.N1	13-OCT-2010 23:39:29	Bright	43.000	53	43Bet And	2.0480	3300.0	86	45074	No
199	GOM_NL__2PRFIN20101013_234120_000000482093_00431_45074_8884.N1	13-OCT-2010 23:41:20	Bright	48.000	173	4Bet Tri	3.0040	8900.0	96	45074	No
200	GOM_NL__2PRFIN20101013_234309_000000442093_00431_45074_8885.N1	13-OCT-2010 23:43:09	Bright	44.000	73	57Gam1And	2.2600	13100.	88	45074	No
201	GOM_NL__2PRFIN20101013_234619_000000382093_00431_45074_8886.N1	13-OCT-2010 23:46:19	Bright	38.000	76	27Gam Cas	2.3000	30000.	76	45074	No
202	GOM_NL__2PRFIN20101013_234831_000000472093_00431_45074_8887.N1	13-OCT-2010 23:48:31	Bright	46.500	160	23Gam Per	2.9300	4700.0	93	45074	No

### 3. Quality information per product

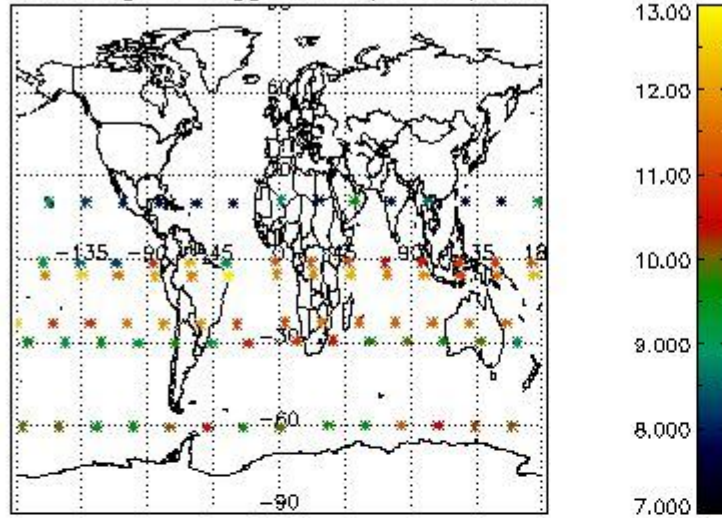
In this section it is plotted some information contained in the Quality Summary data set of the level 2 products. Only products in dark limb conditions and without errors (error flag in the MPH set to "0") are used.

#### 3.1 Plot quality information per product (time dependant)

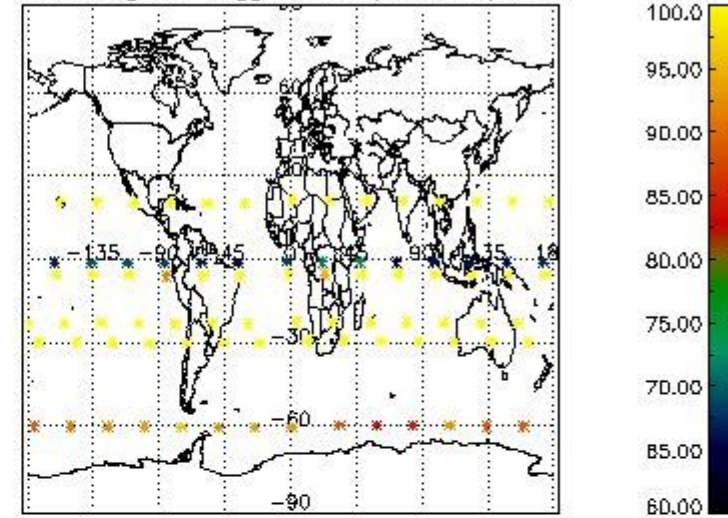


3.2 Plot quality information per product (world map)

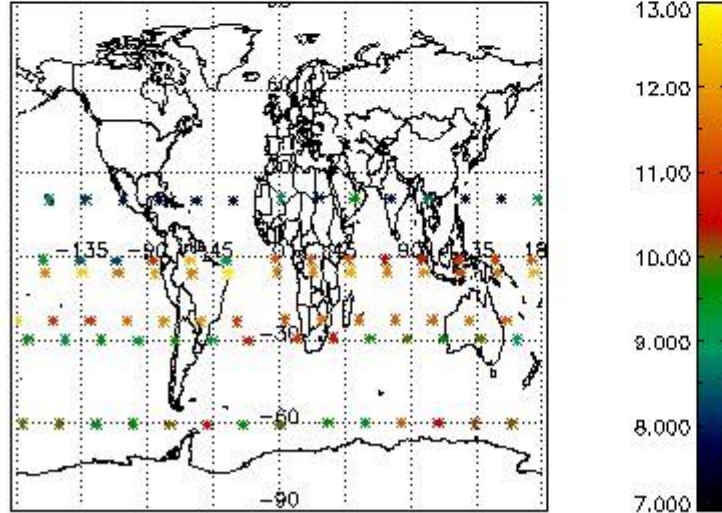
Percentage of flagged data per O3 profile



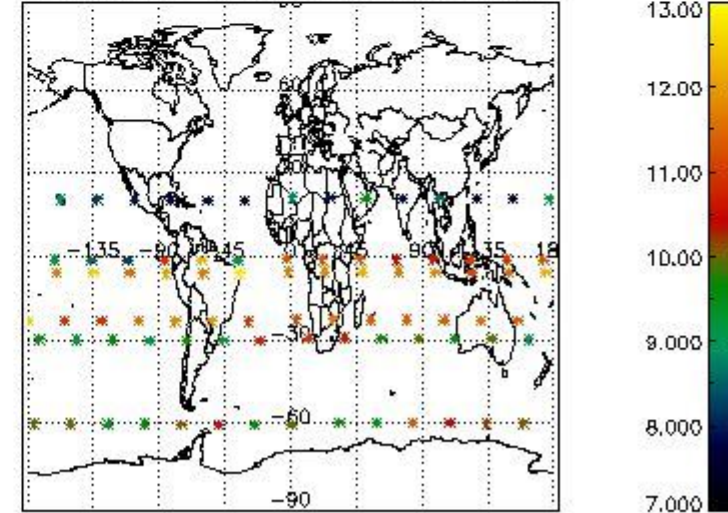
Percentage of flagged data per H2O profile



Percentage of flagged data per NO2 profile



Percentage of flagged data per NO3 profile



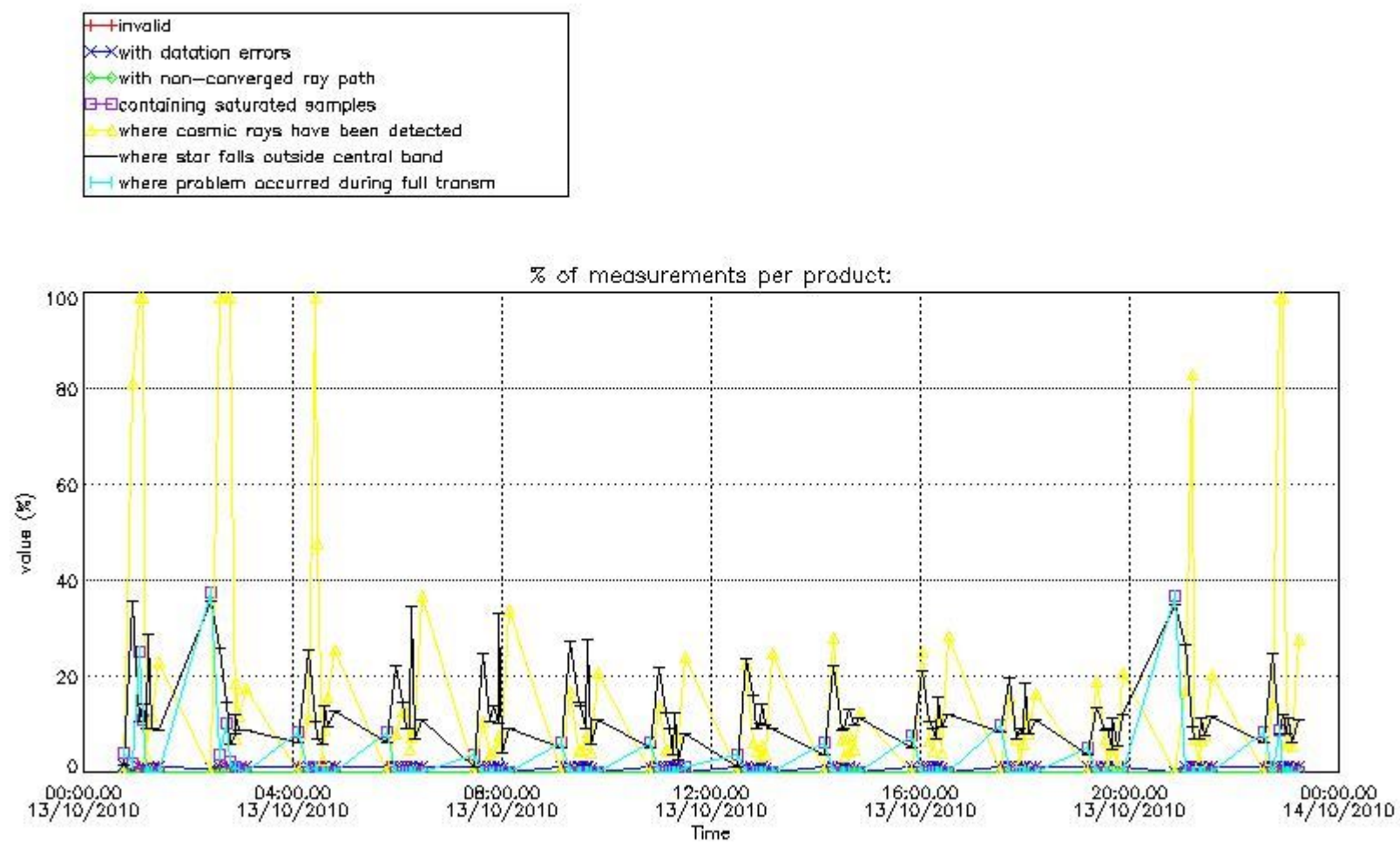
#### 4. Level 1 quality information per product

In this section it is plotted some information contained in the Quality Summary data set of the level 2 products that comes from the level 1b processing. Products without errors (error flag in the MPH set to "0") are used.

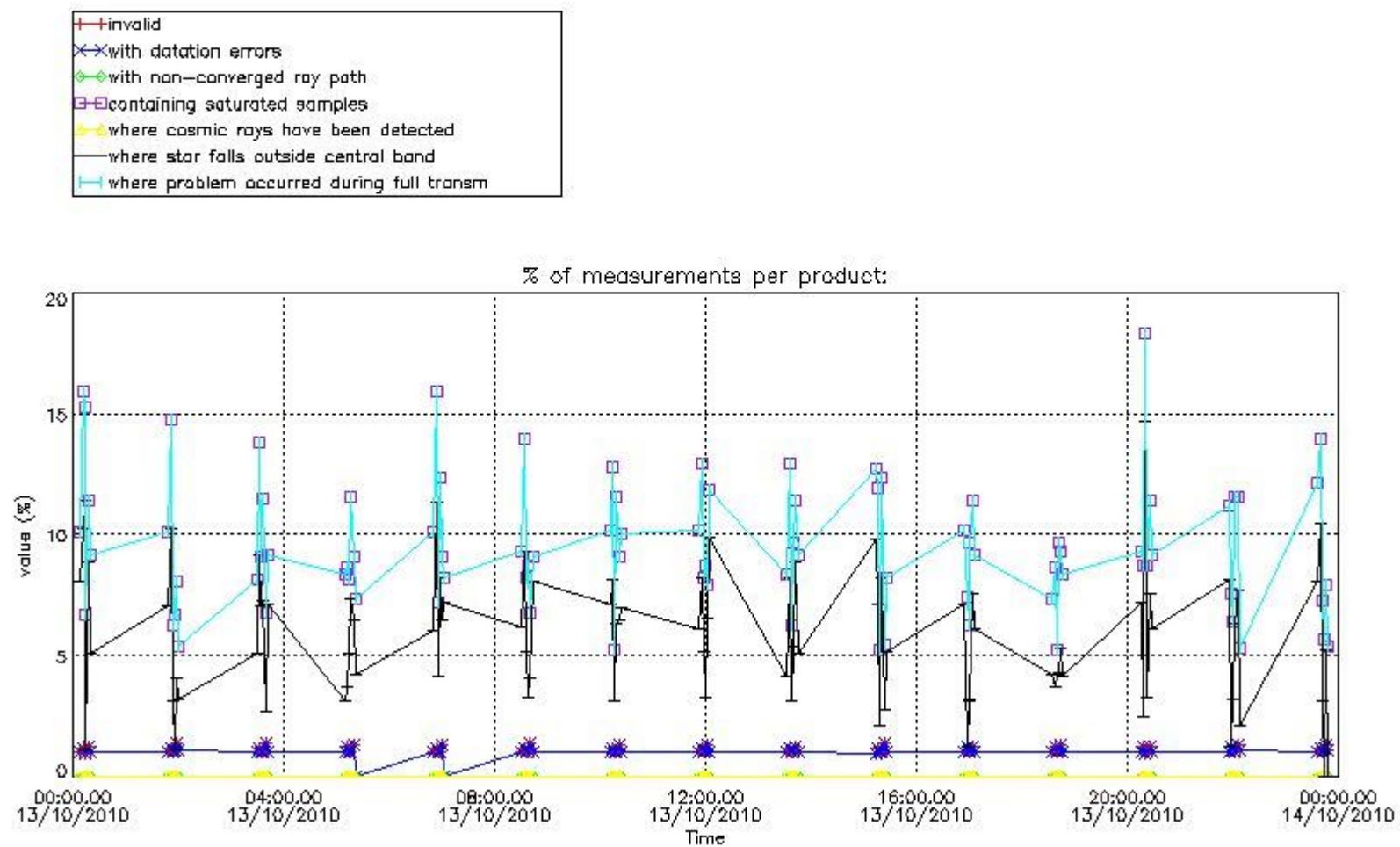
##### 4.1 Plot quality information per product (time dependant) coming from level 1b processing

###### 4.1.1 Plot level 1 quality information per product (time dependant): ENVISAT ASCENDING passes





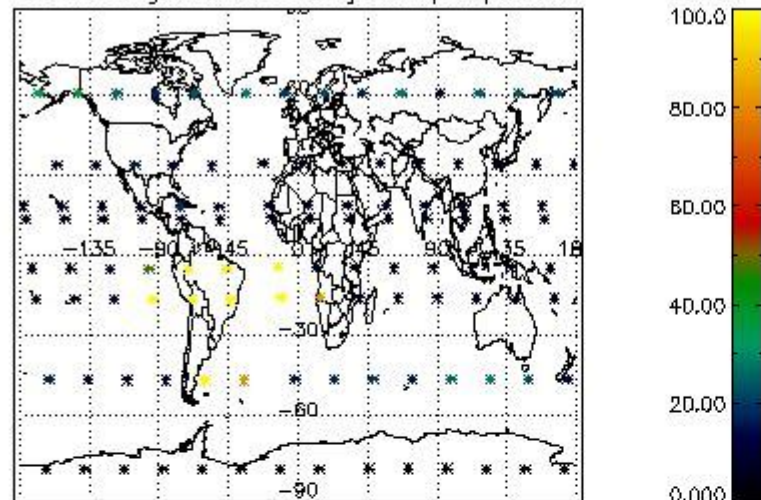
4.1.2 Plot level 1 quality information per product (time dependant): ENVI SAT DESCENDING passes



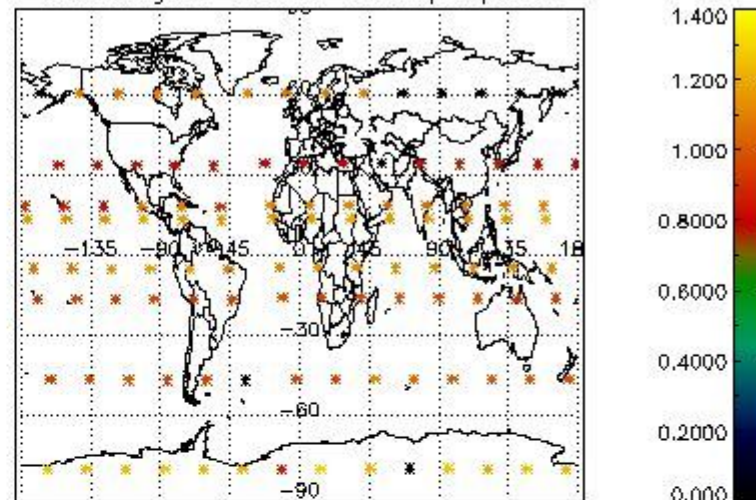
4.2 Plot quality information per product coming from level 1b processing (world map)

4.2.1 Plot level 1 quality information per product (world map): ENVISAT ASCENDING passes

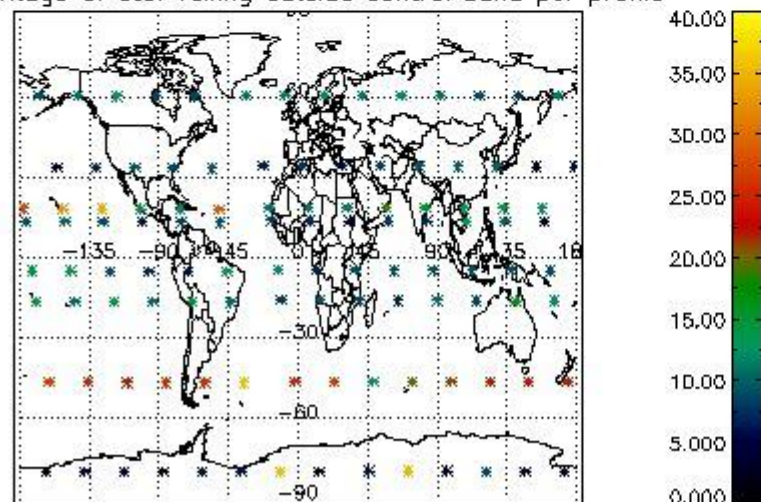
Percentage of cosmic ray hits per profile



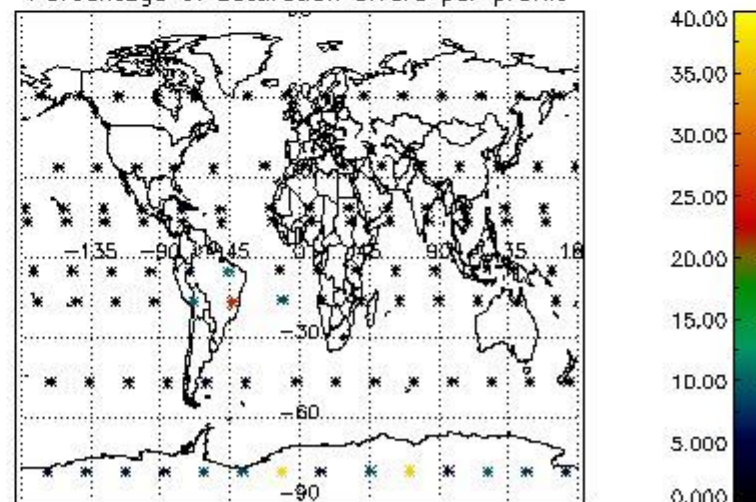
Percentage of datation errors per profile



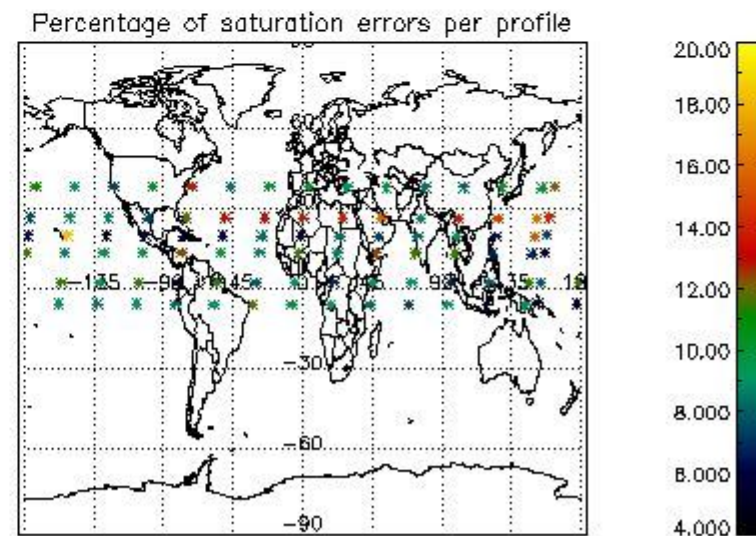
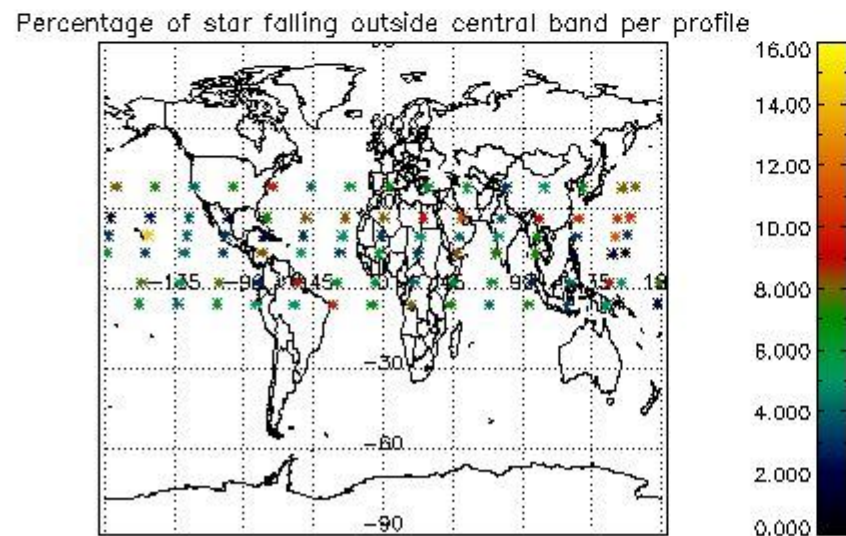
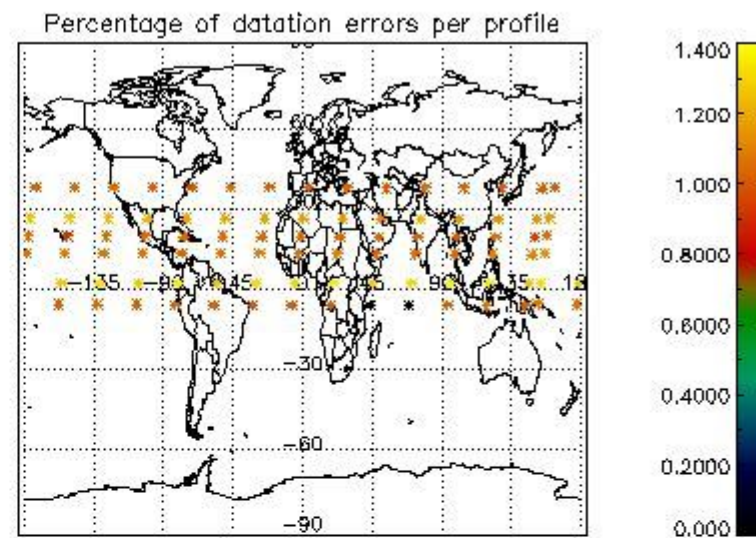
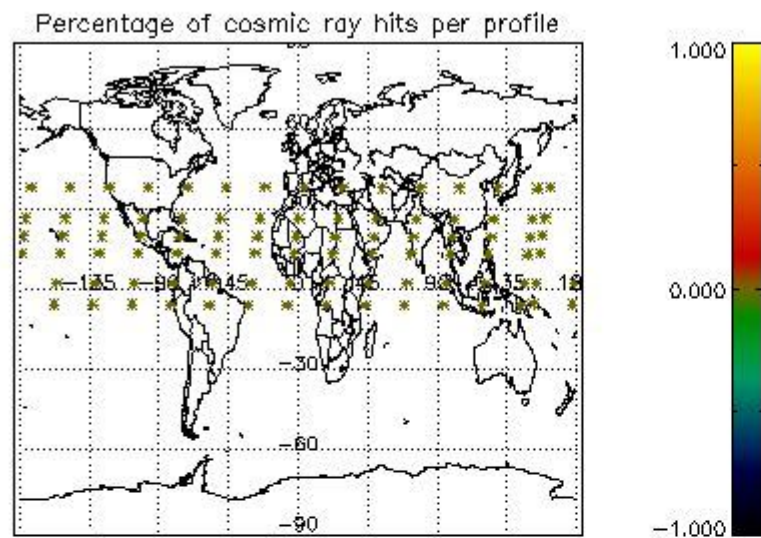
Percentage of star falling outside central band per profile



Percentage of saturation errors per profile



4.2.2 Plot level 1 quality information per product (world map): ENVISAT DESCENDING passes



## 5. Trace gas profiles

### 5.1 Ozone statistics based on quality of products

The final quality of the products can be "measured" using the STD (Standard Deviation) attached to every point profile. This information is written to the parameter GOM\_NL\_\_2P/NL\_LOCAL\_SPECIES\_DENSITY/o3\_std of the level 2 products. The table below shows the statistics for given STD ranges.

The statistics are given with respect to the overall valid production:

- Products without fatal errors: GOM\_NL\_\_2P/MPH/PRODUCT\_ERR=0
- Valid point profile: GOM\_NL\_\_2P/NL\_LOCAL\_SPECIES\_DENSITY/pcd(0)=0

The 'Criteria' is applied to valid points of dark limb products:

- Products in dark limb illumination condition: GOM\_NL\_\_2P/NL\_SUMMARY\_QUALITY/obs\_ill\_cond=0
- Products without fatal errors: GOM\_NL\_\_2P/MPH/PRODUCT\_ERR=0
- Valid point profile: GOM\_NL\_\_2P/NL\_LOCAL\_SPECIES\_DENSITY/pcd(0)=0

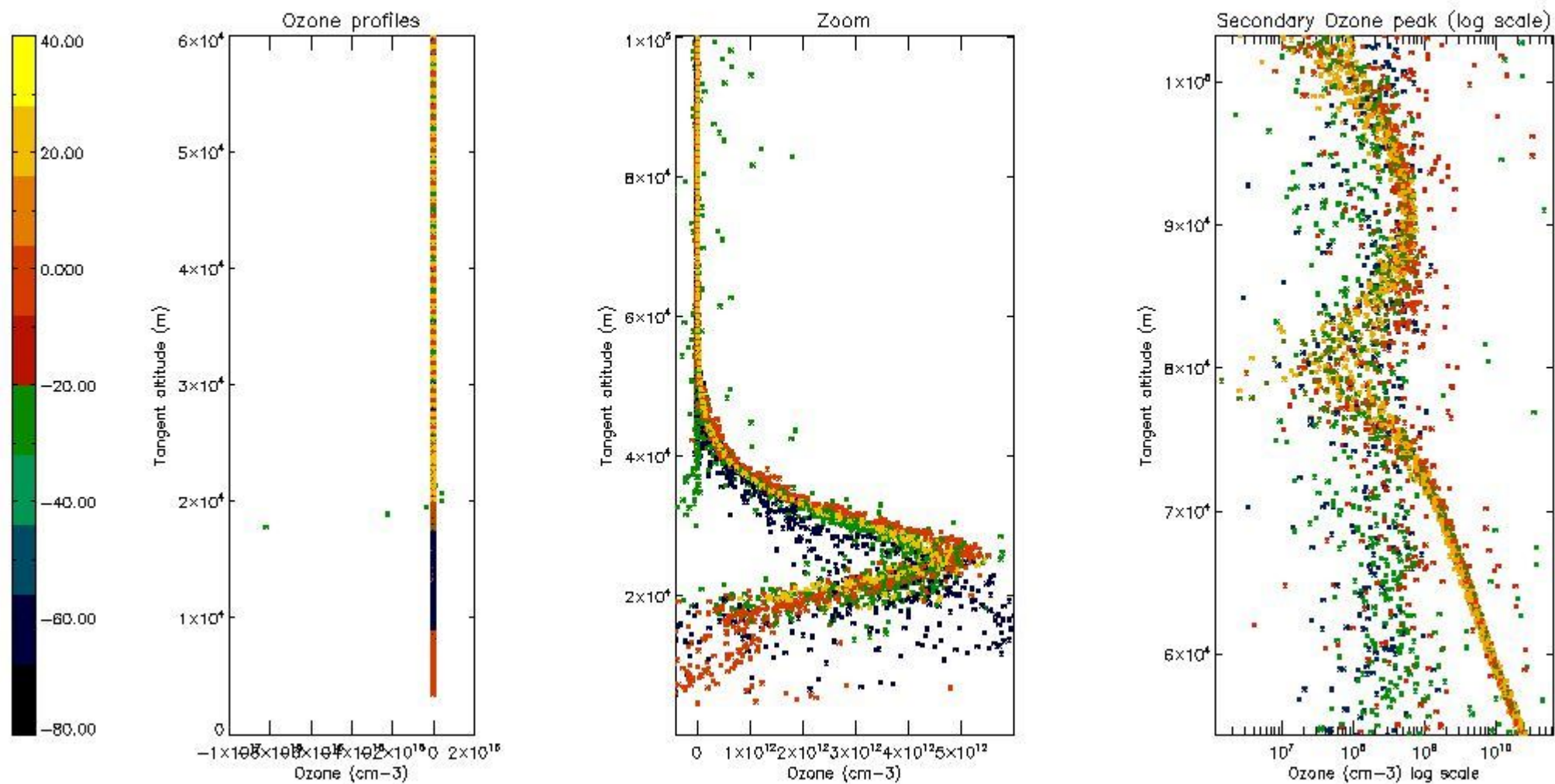
So, the table below shows the percentage of dark limb and valid observations for each criteria with respect to the overall valid daily observations.

Criteria	% of total production
All STD	46
STD < 20	22

STD < 10	16
STD < 5	11

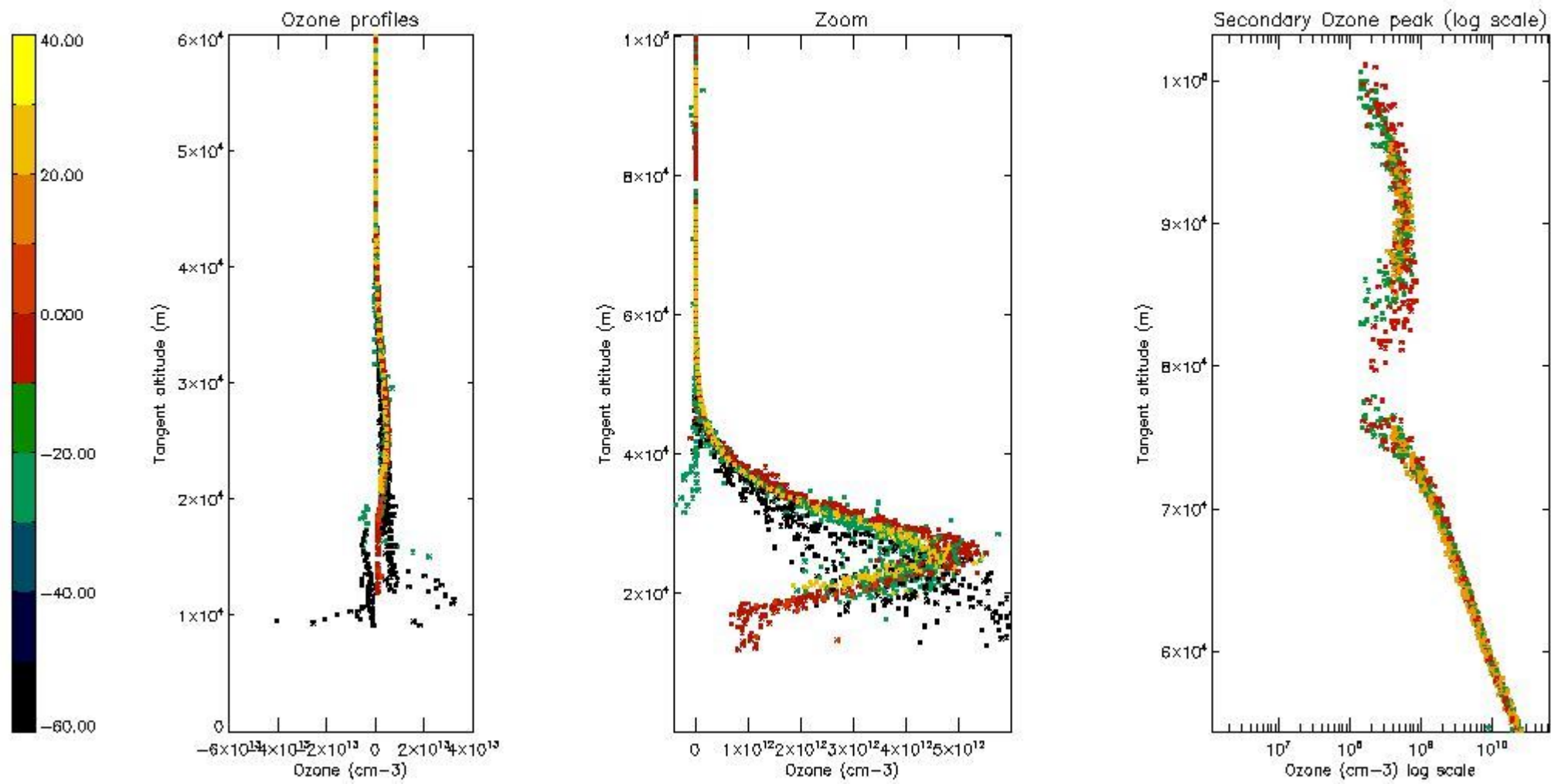
5.2 Plot ozone profiles for all STD (dark without errors)

The colorbar represents the latitude.



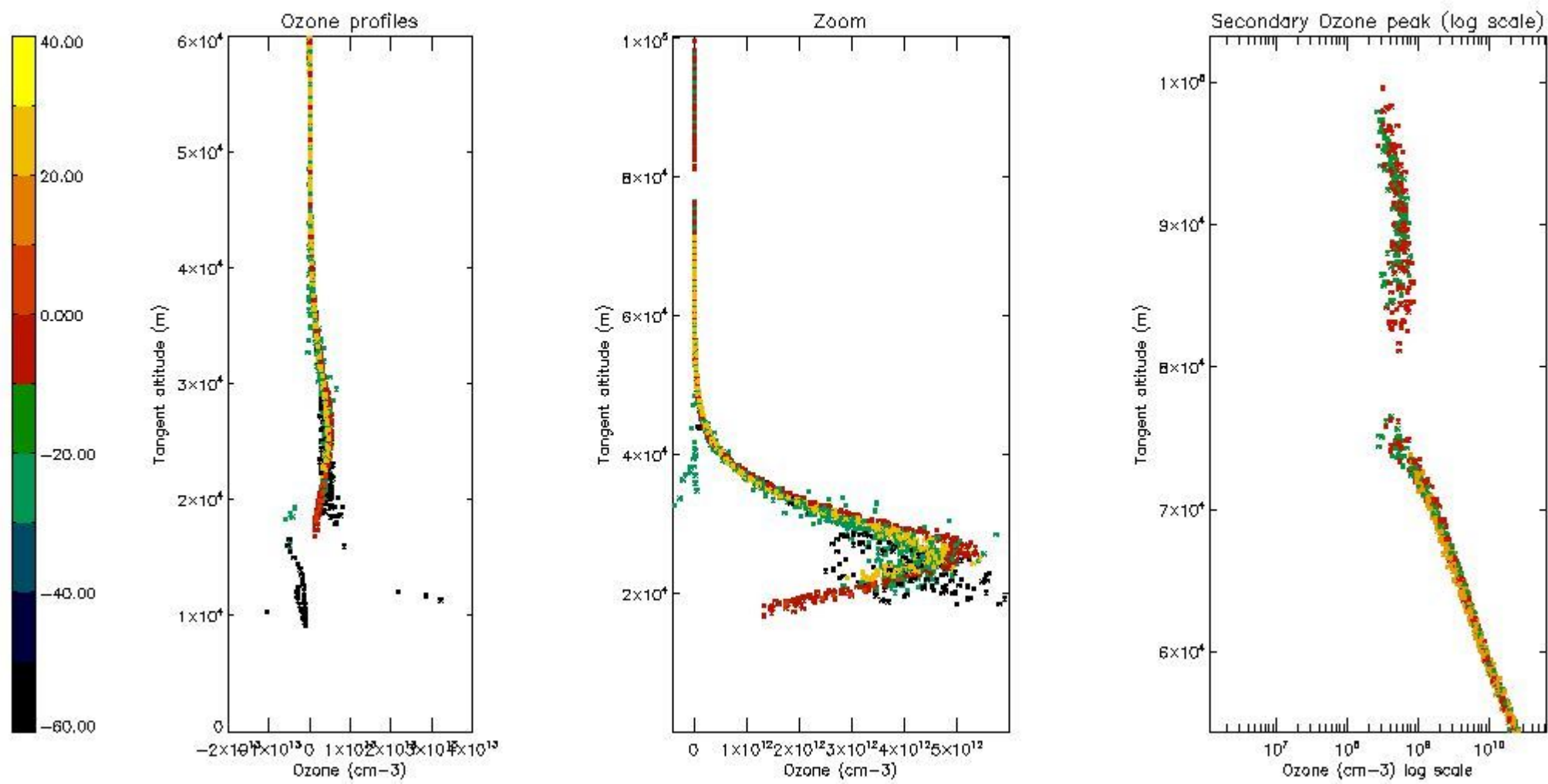
5.3 Plot ozone profiles where STD < 20% (dark without errors)

The colorbar represents the latitude.



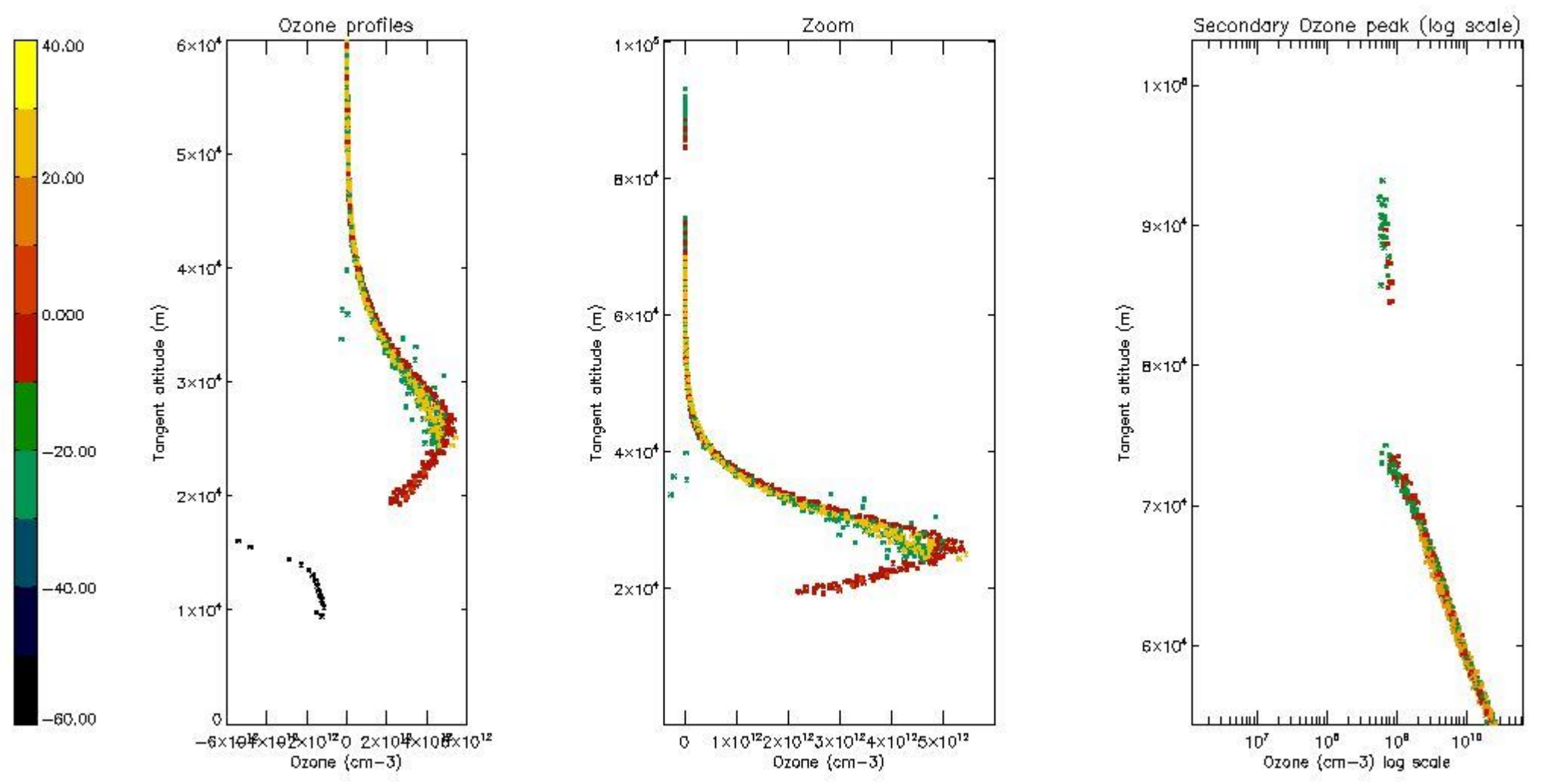
*5.4 Plot ozone profiles where STD < 10% (dark without errors)*

The colorbar represents the latitude.



*5.5 Plot ozone profiles where STD < 5% (dark without errors)*

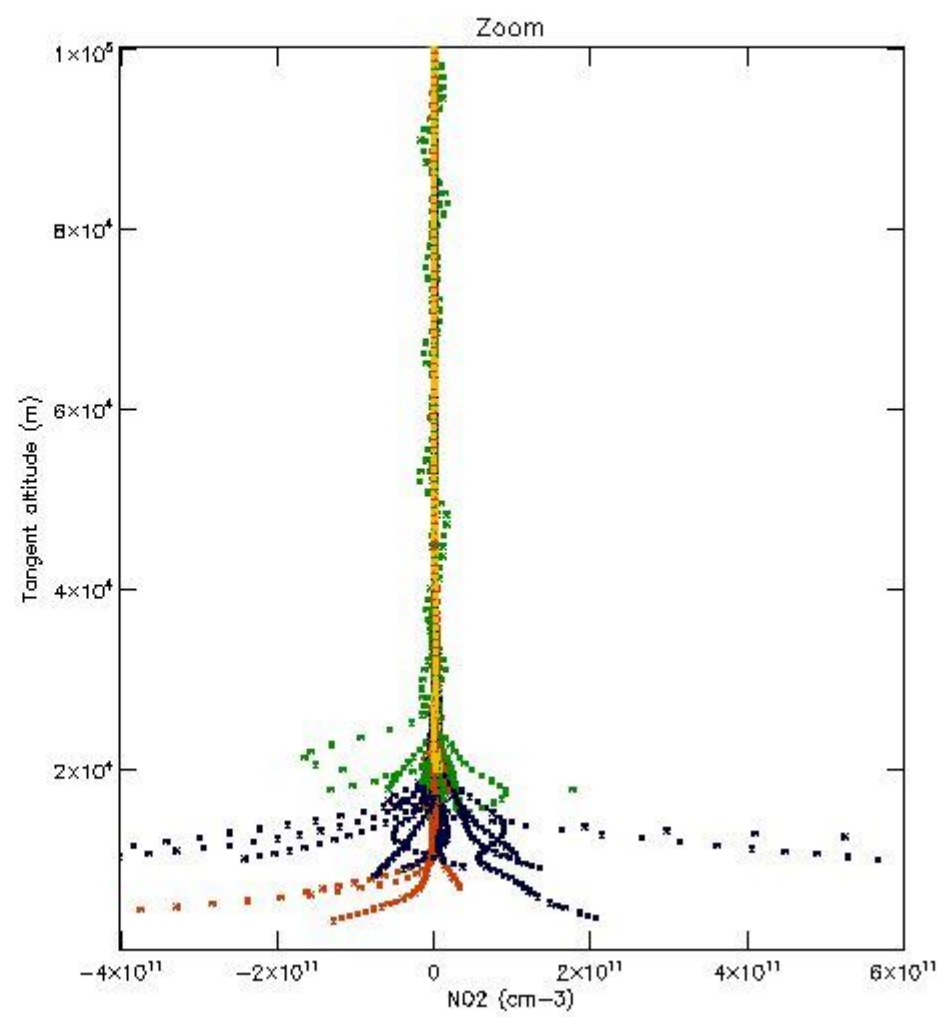
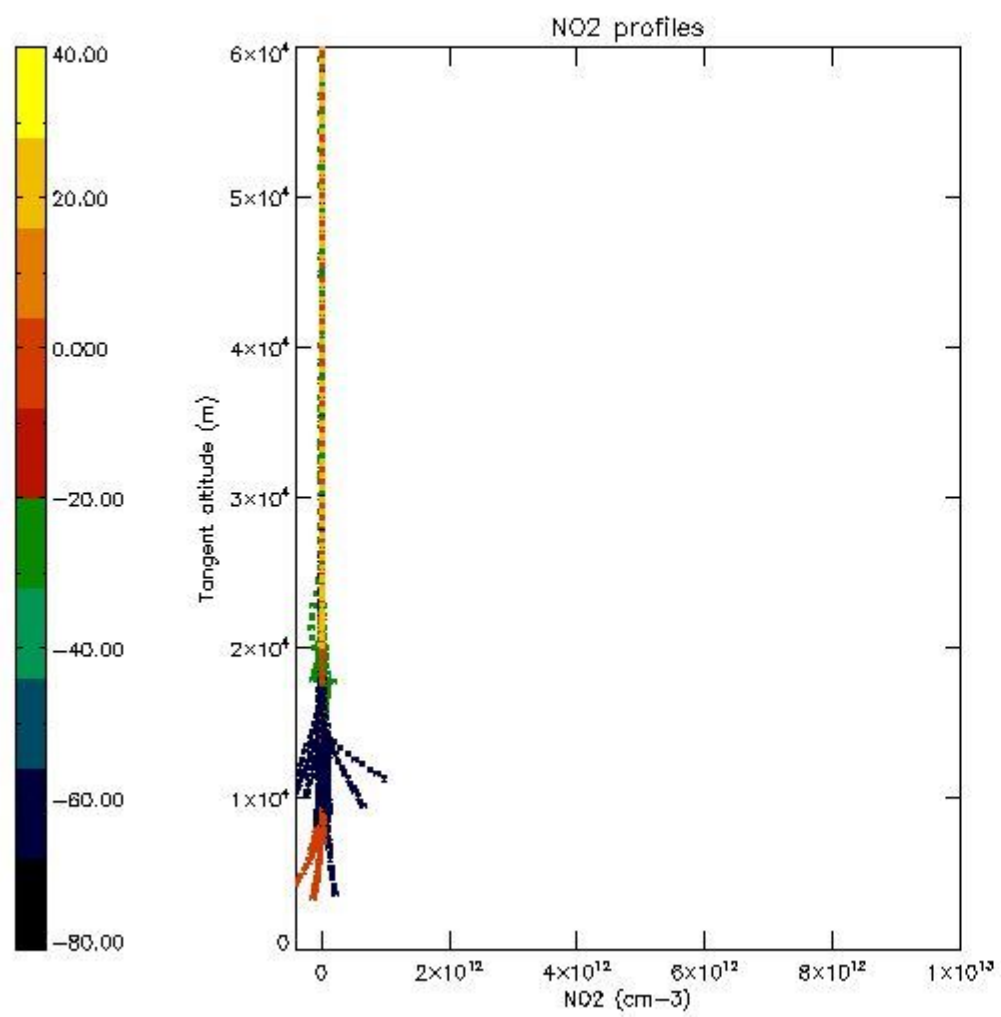
The colorbar represents the latitude.



*5.6 Plot NO<sub>2</sub> profiles for all STD (dark without errors)*

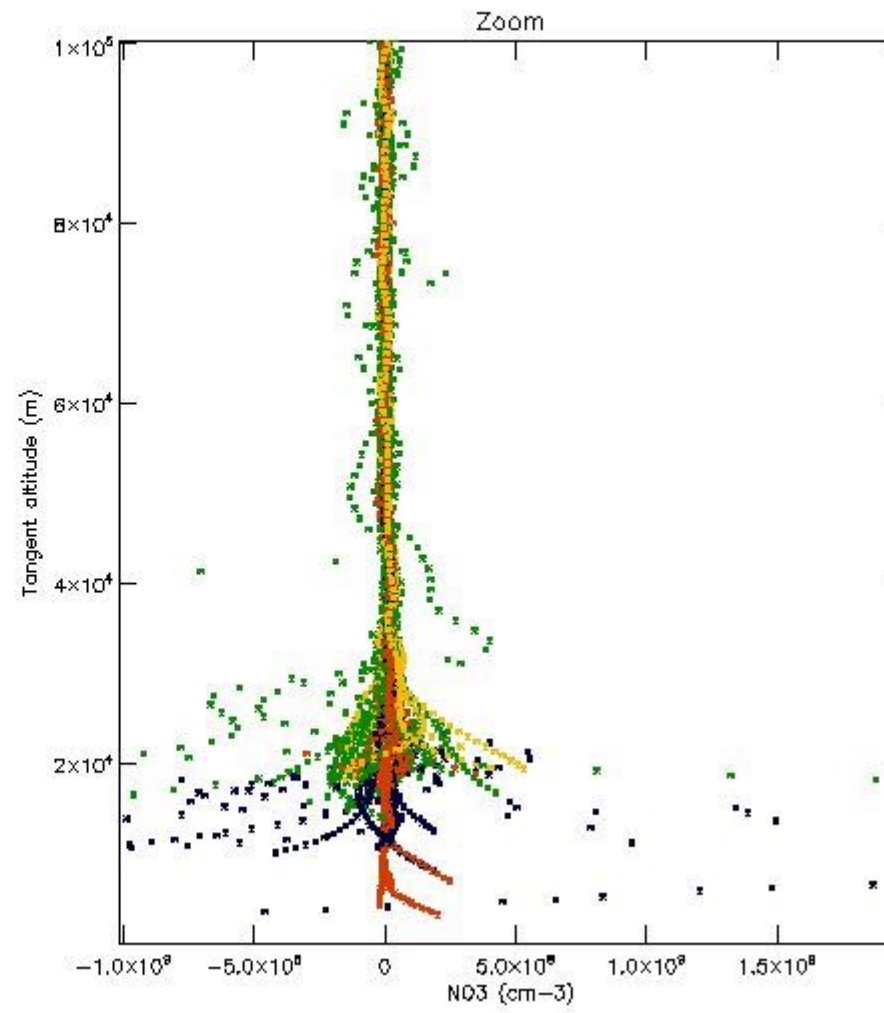
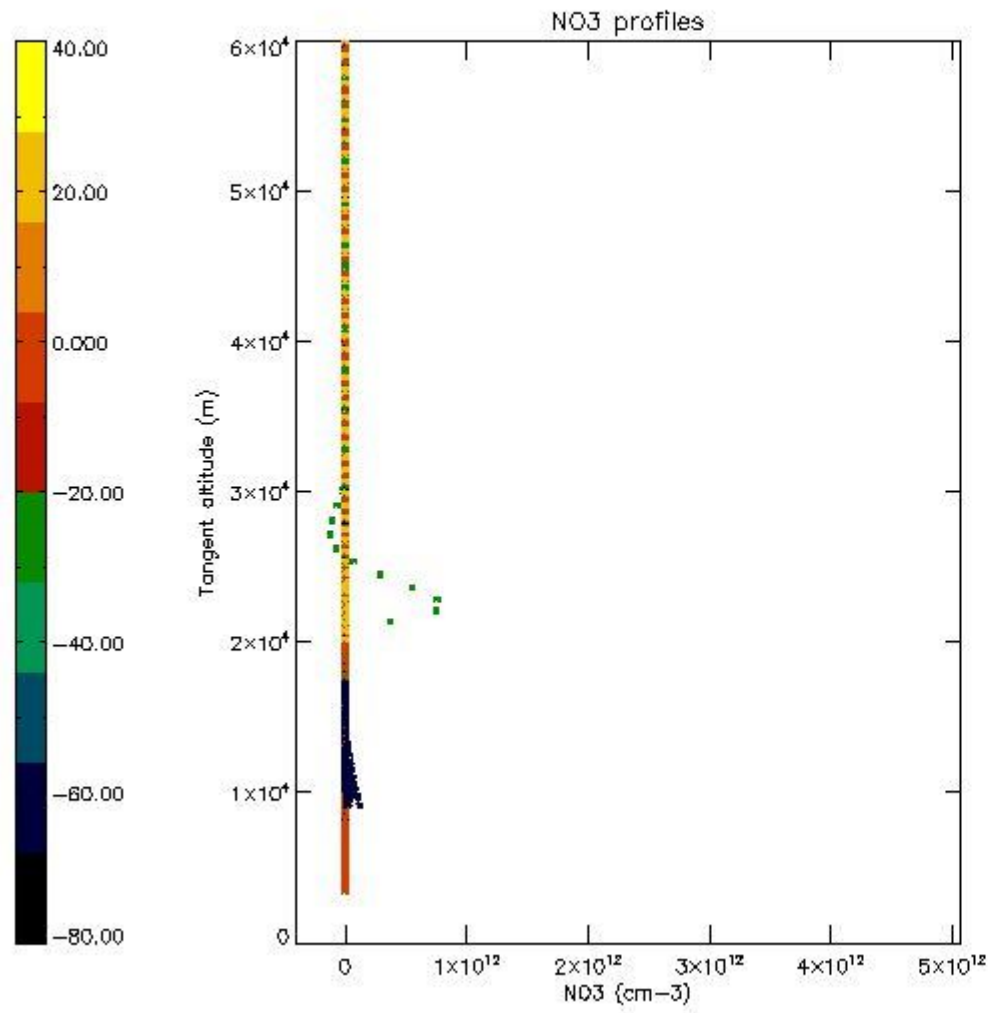
The colorbar represents the latitude.





*5.7 Plot NO3 profiles for all STD (dark without errors)*

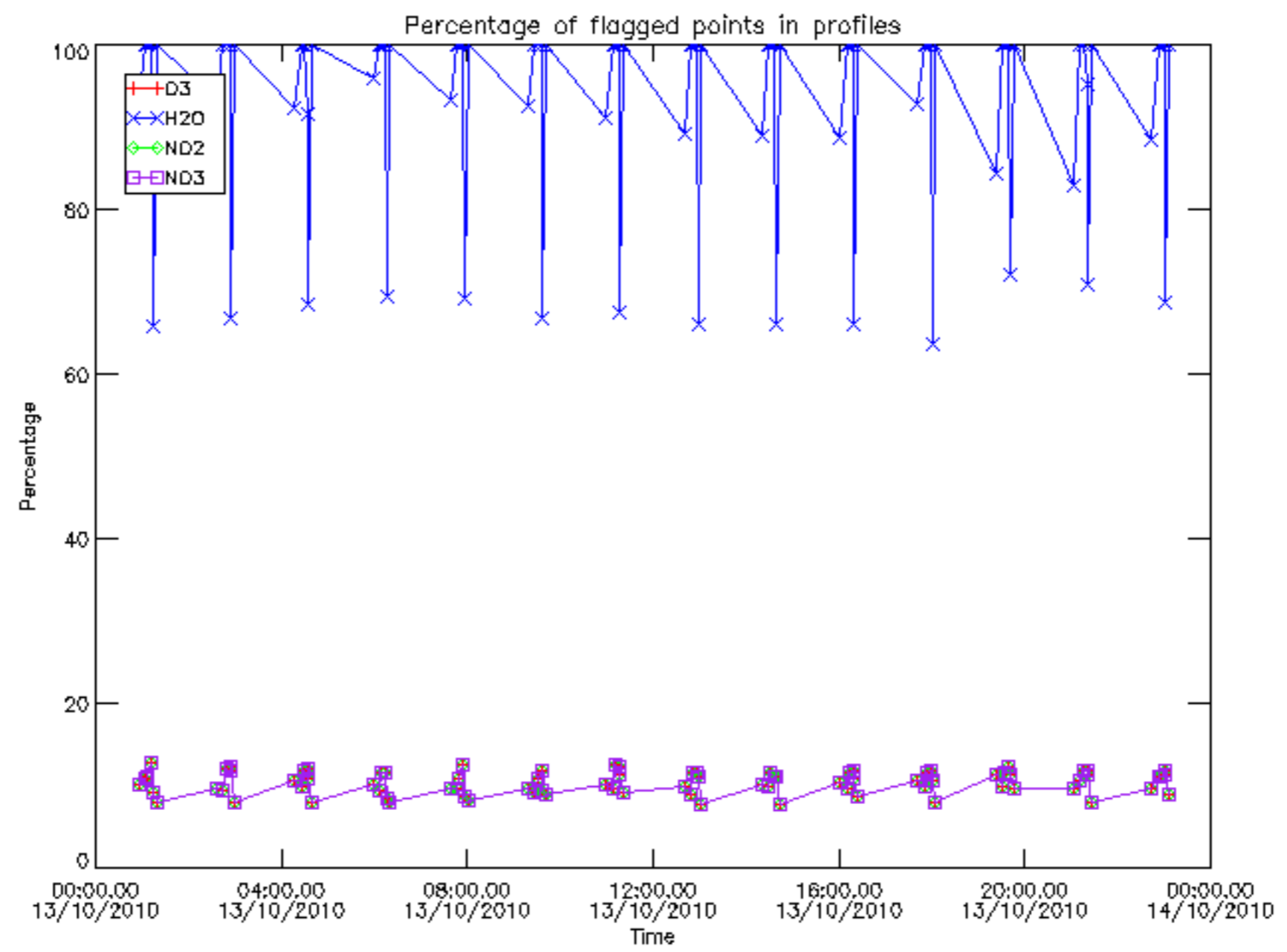
The colorbar represents the latitude.



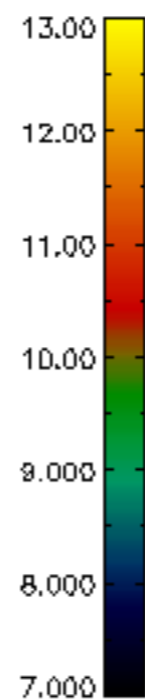
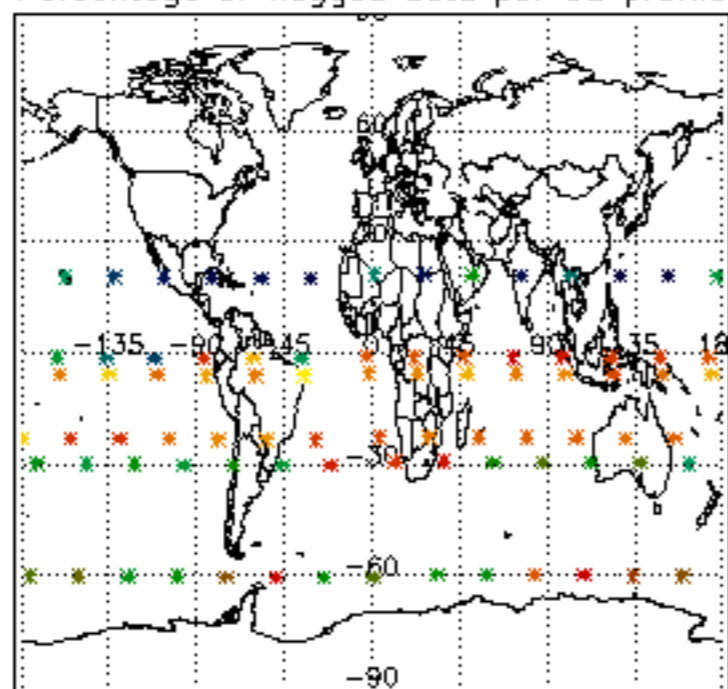
## 6. Auxiliary Data Files used for the production reported in section 2

The number reported in the third column indicates since which file (see list in section 2) the corresponding auxiliary file has been used. The fourth column is the date of those product files.

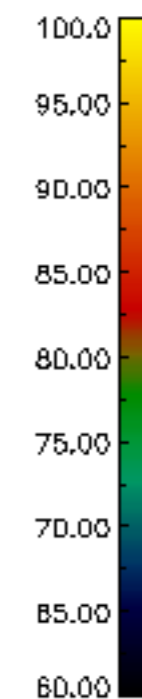
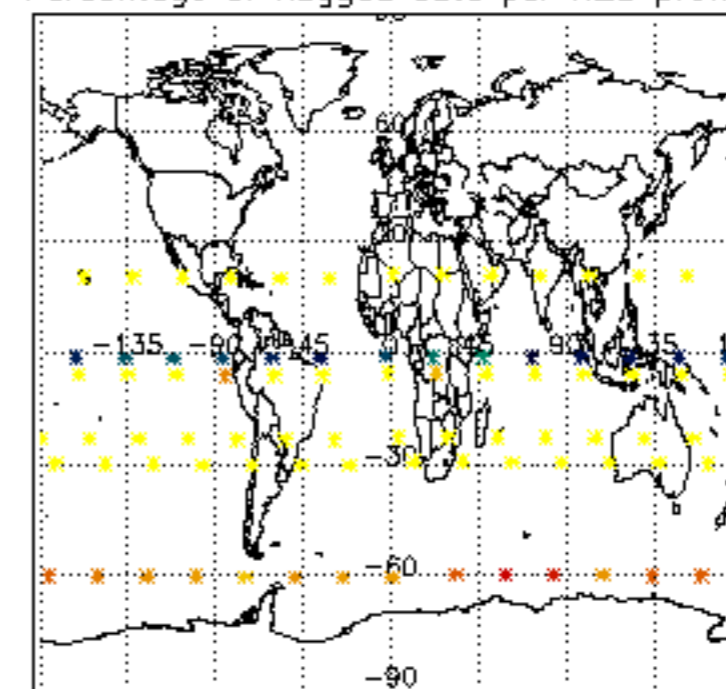
Type	Auxiliary Filename	Used since product	Used since product date
INST_PHYS_CHARACTERISTICS	GOM_INS_AXVIEC20091111_143220_20030716_120000_20500101_000000	1	13-OCT-2010 00:07:58
LEVEL-2_PROC_CONFIG	GOM_PR2_AXVIEC20091111_152718_20020301_000000_20500101_000000	1	13-OCT-2010 00:07:58
CROSS_SECTIONS_FILE	GOM_CRS_AXVIEC20091111_154832_20020301_000000_20500101_000000	1	13-OCT-2010 00:07:58



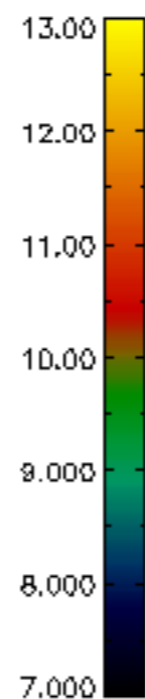
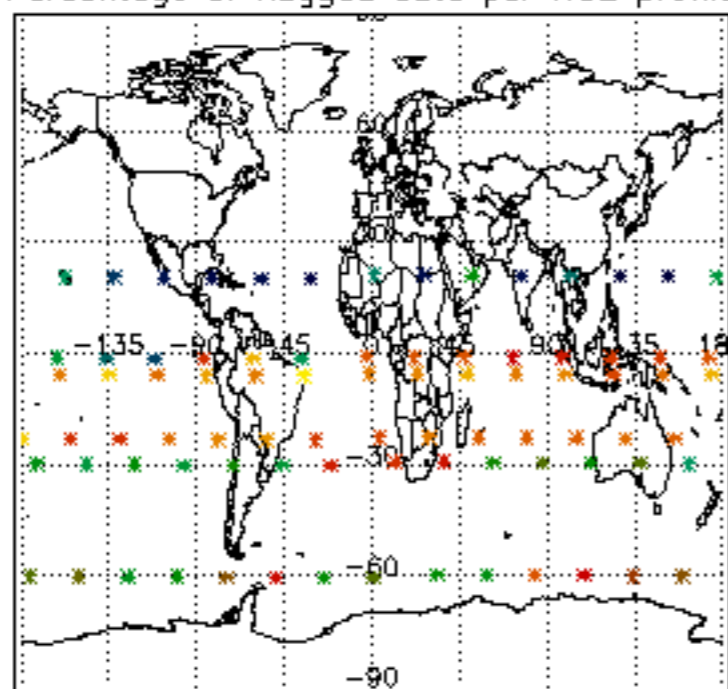
Percentage of flagged data per D3 profile



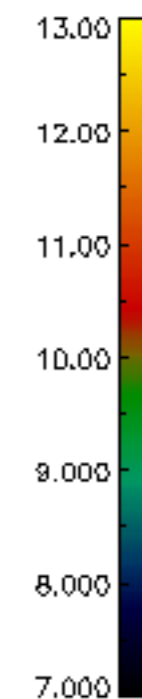
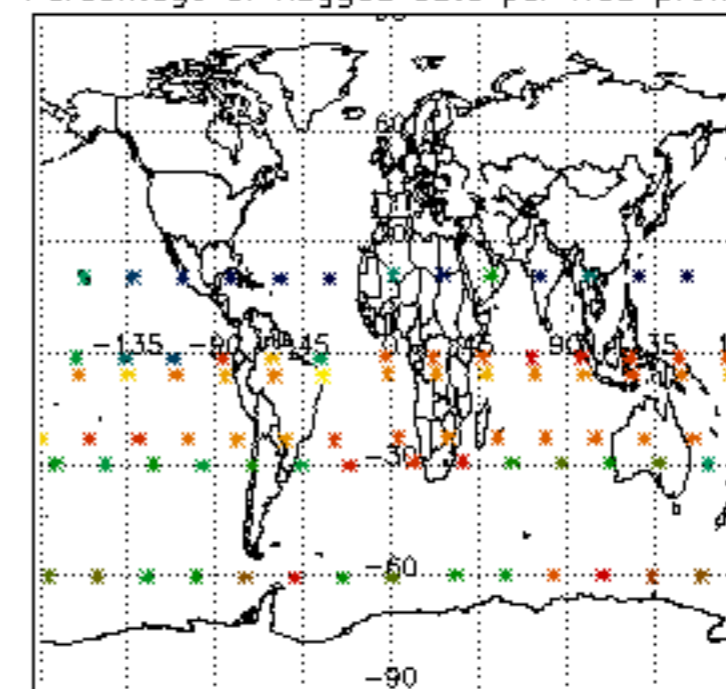
Percentage of flagged data per H2O profile

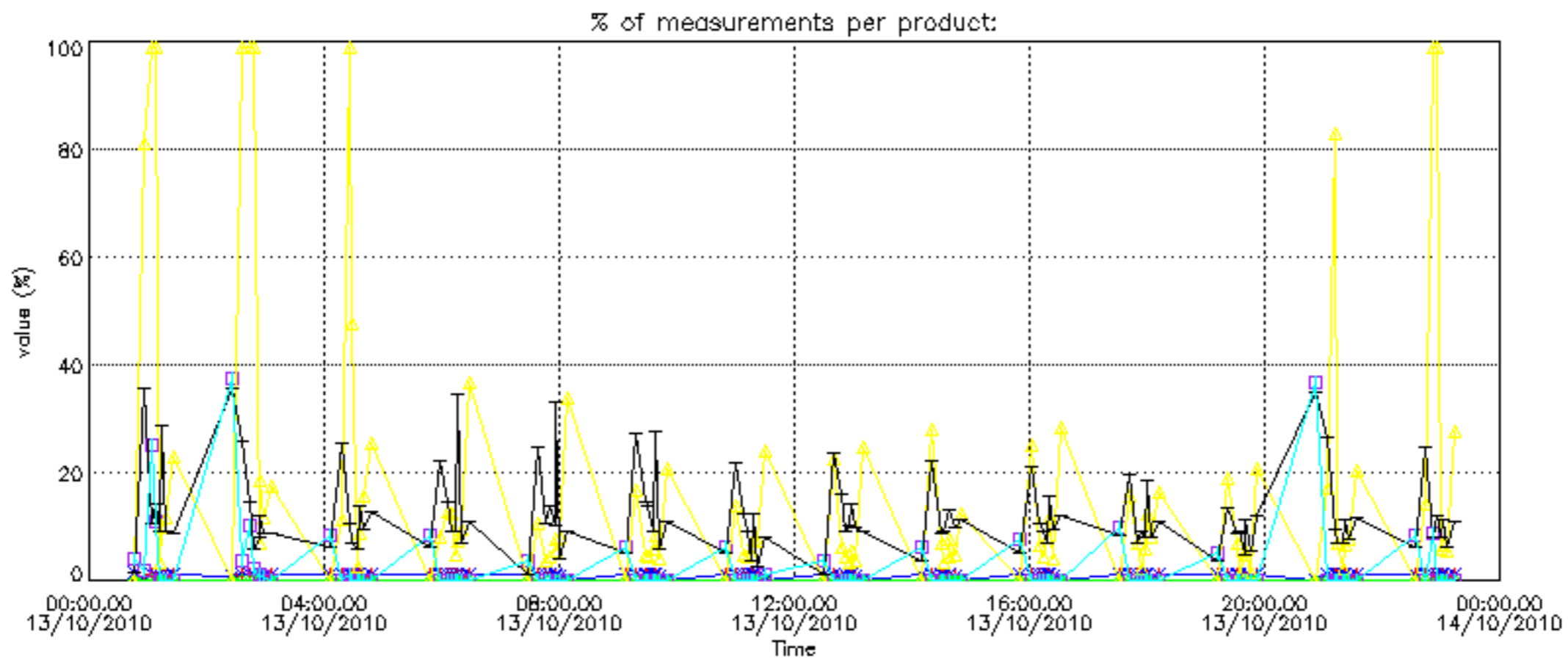


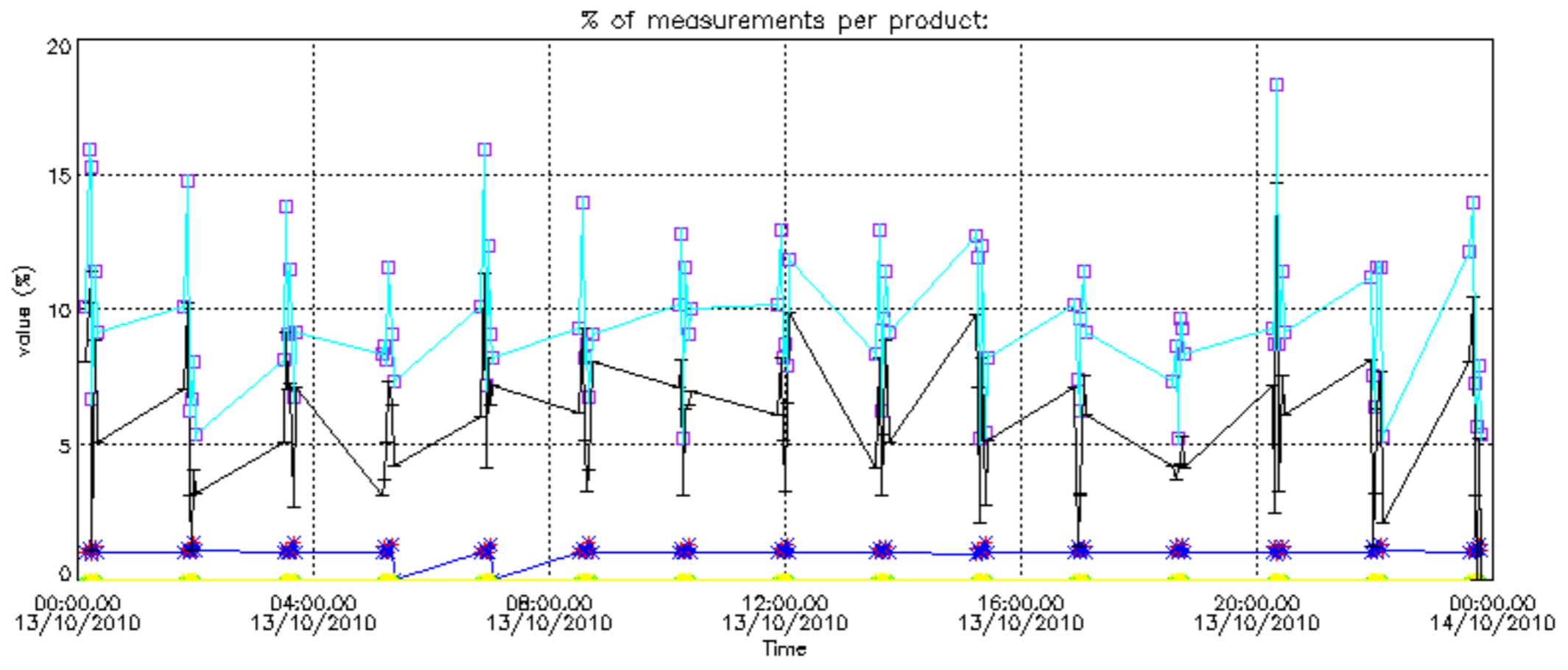
Percentage of flagged data per NO2 profile



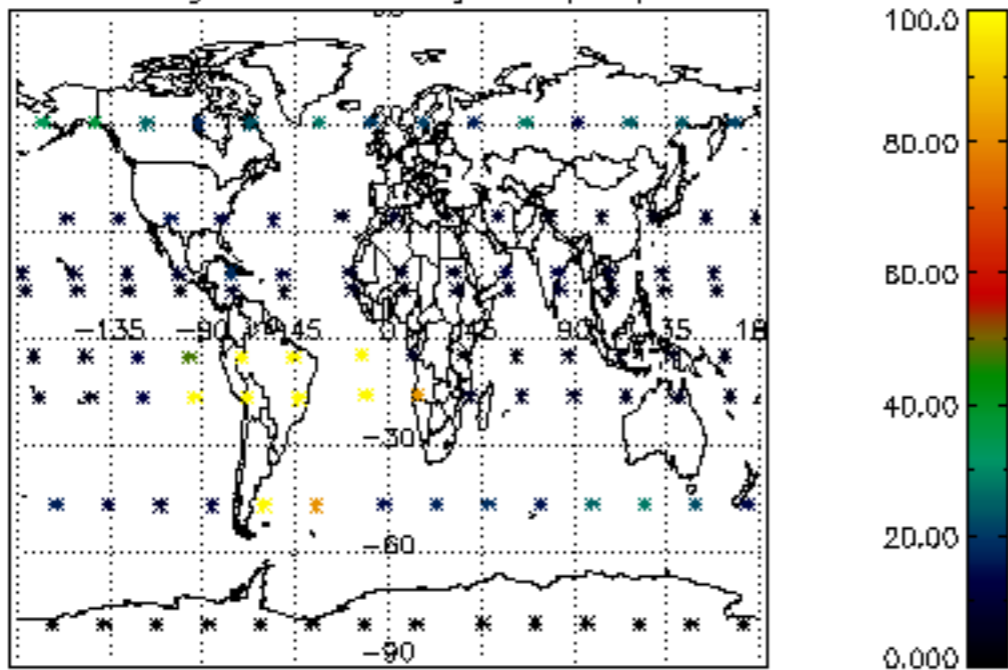
Percentage of flagged data per NO3 profile



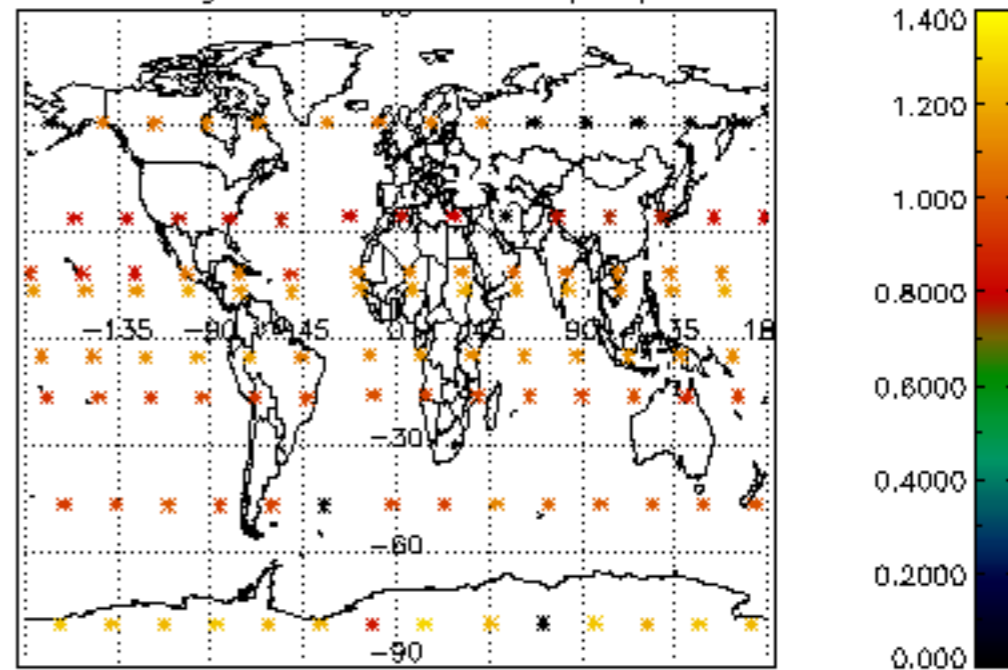




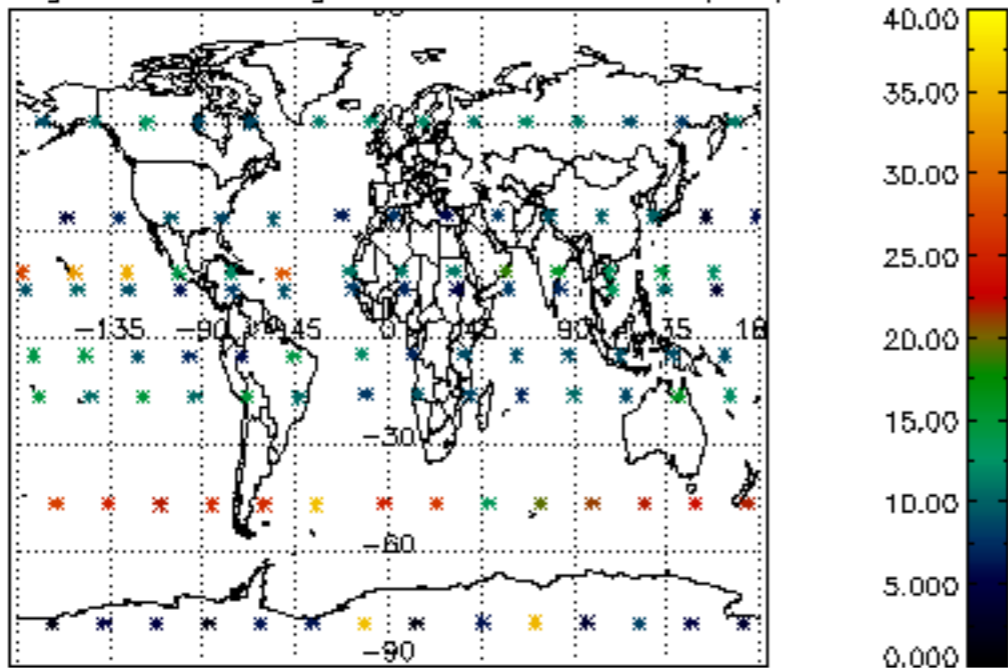
Percentage of cosmic ray hits per profile



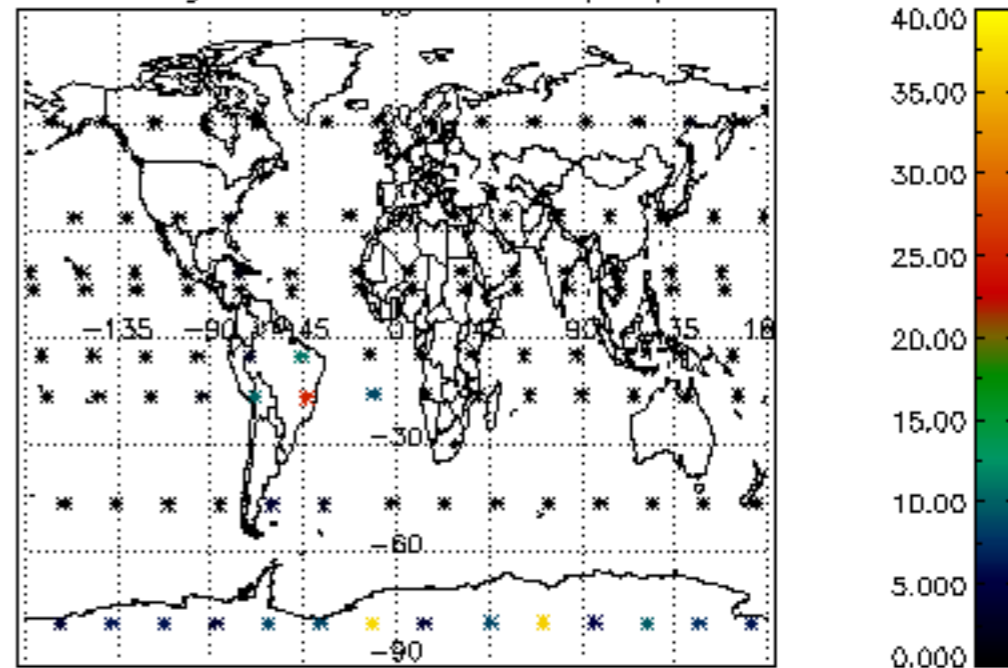
Percentage of datation errors per profile



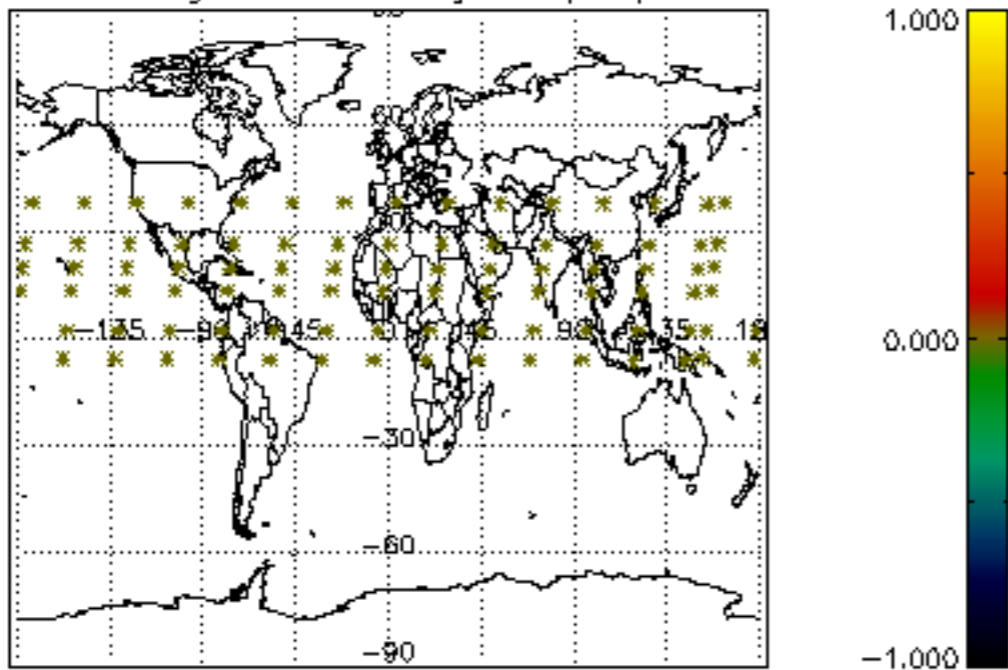
Percentage of star falling outside central band per profile



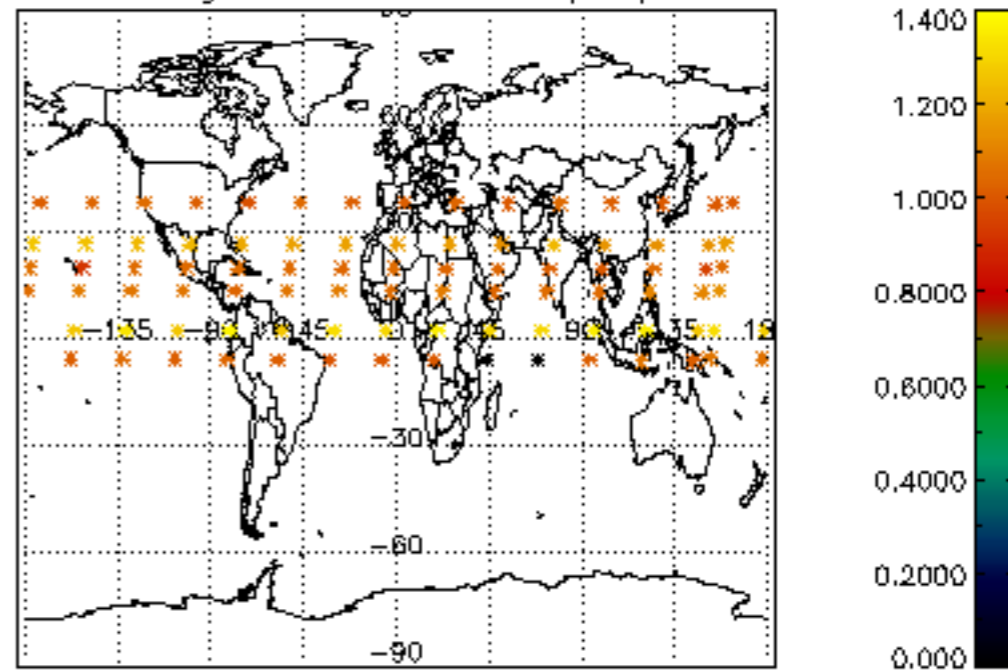
Percentage of saturation errors per profile



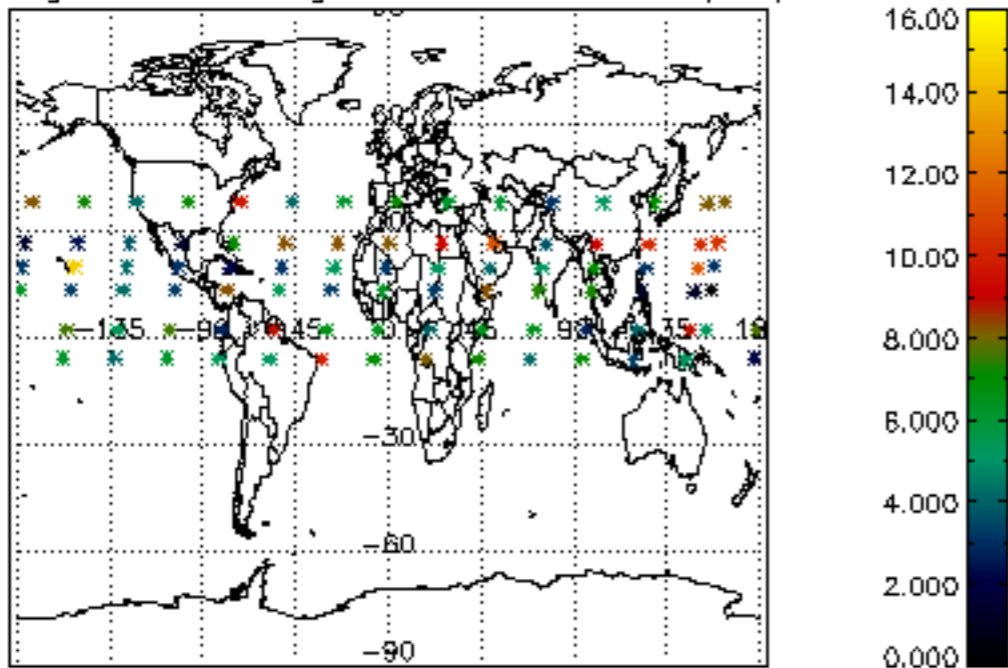
Percentage of cosmic ray hits per profile



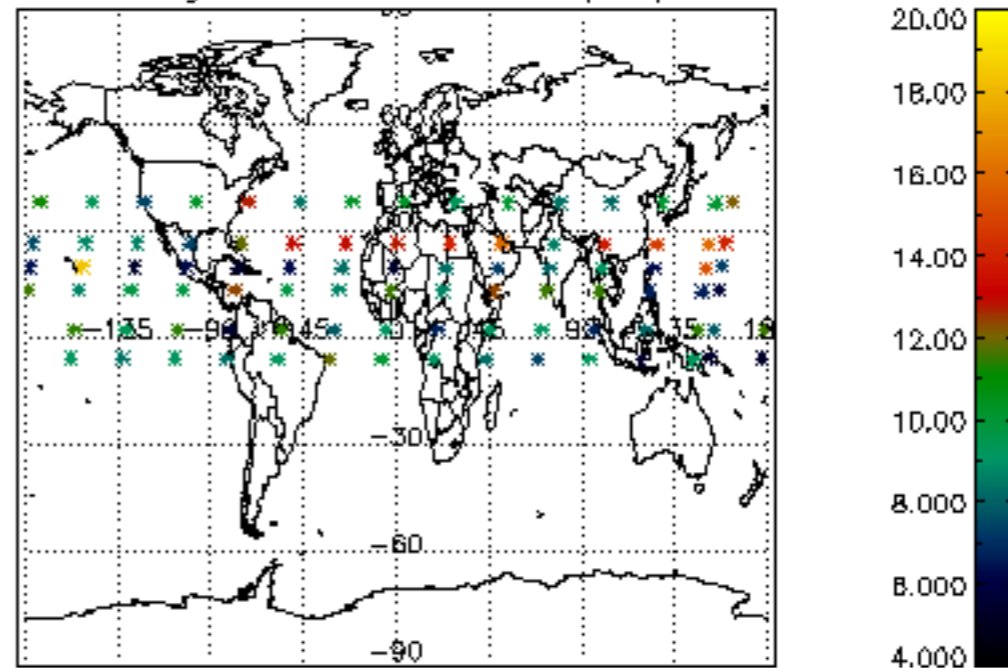
Percentage of datation errors per profile



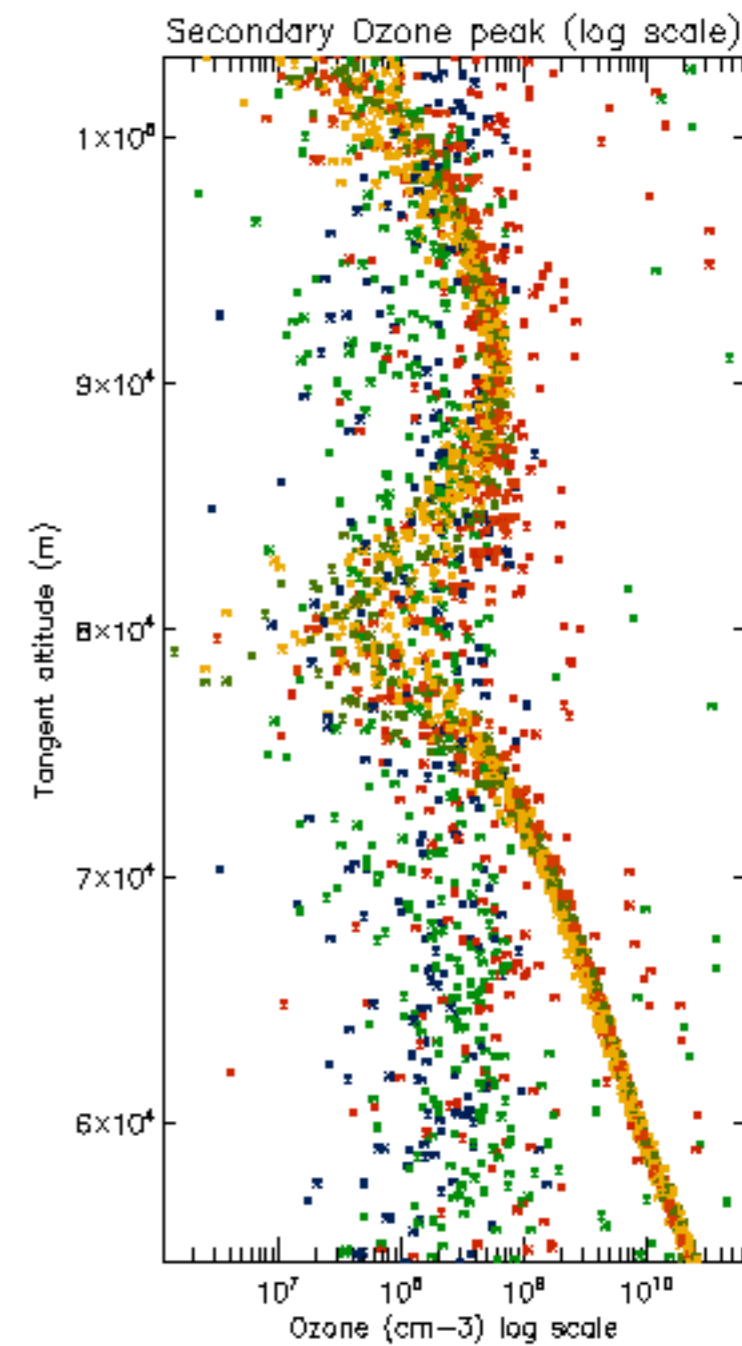
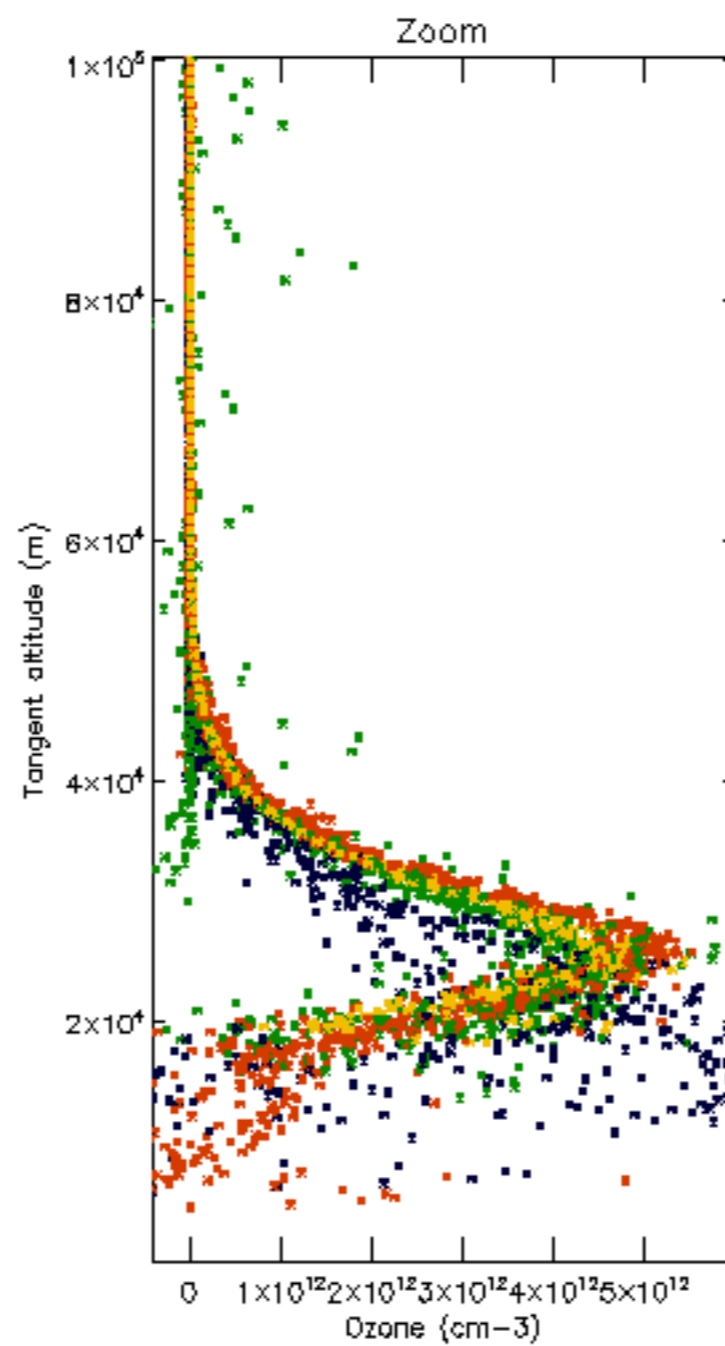
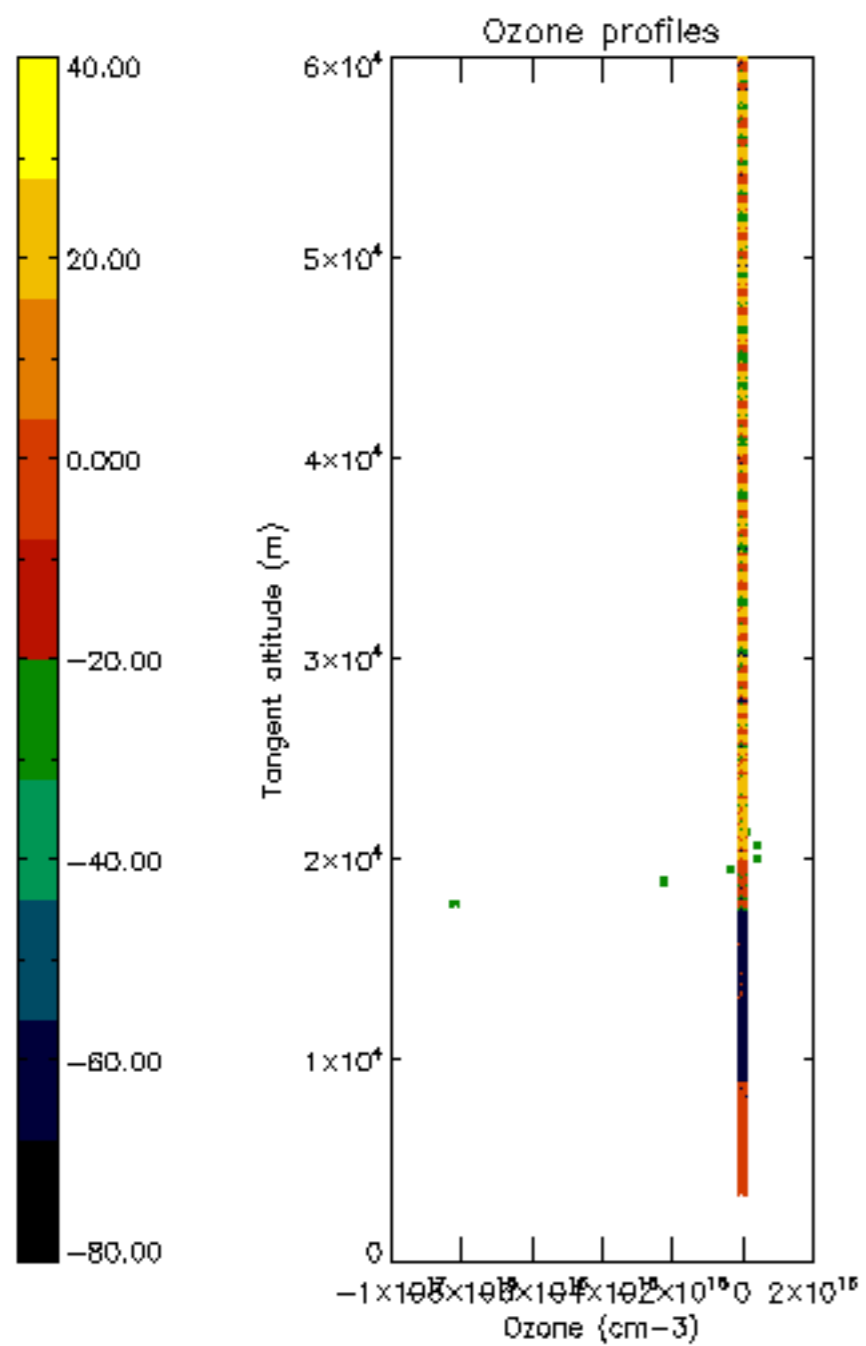
Percentage of star falling outside central band per profile

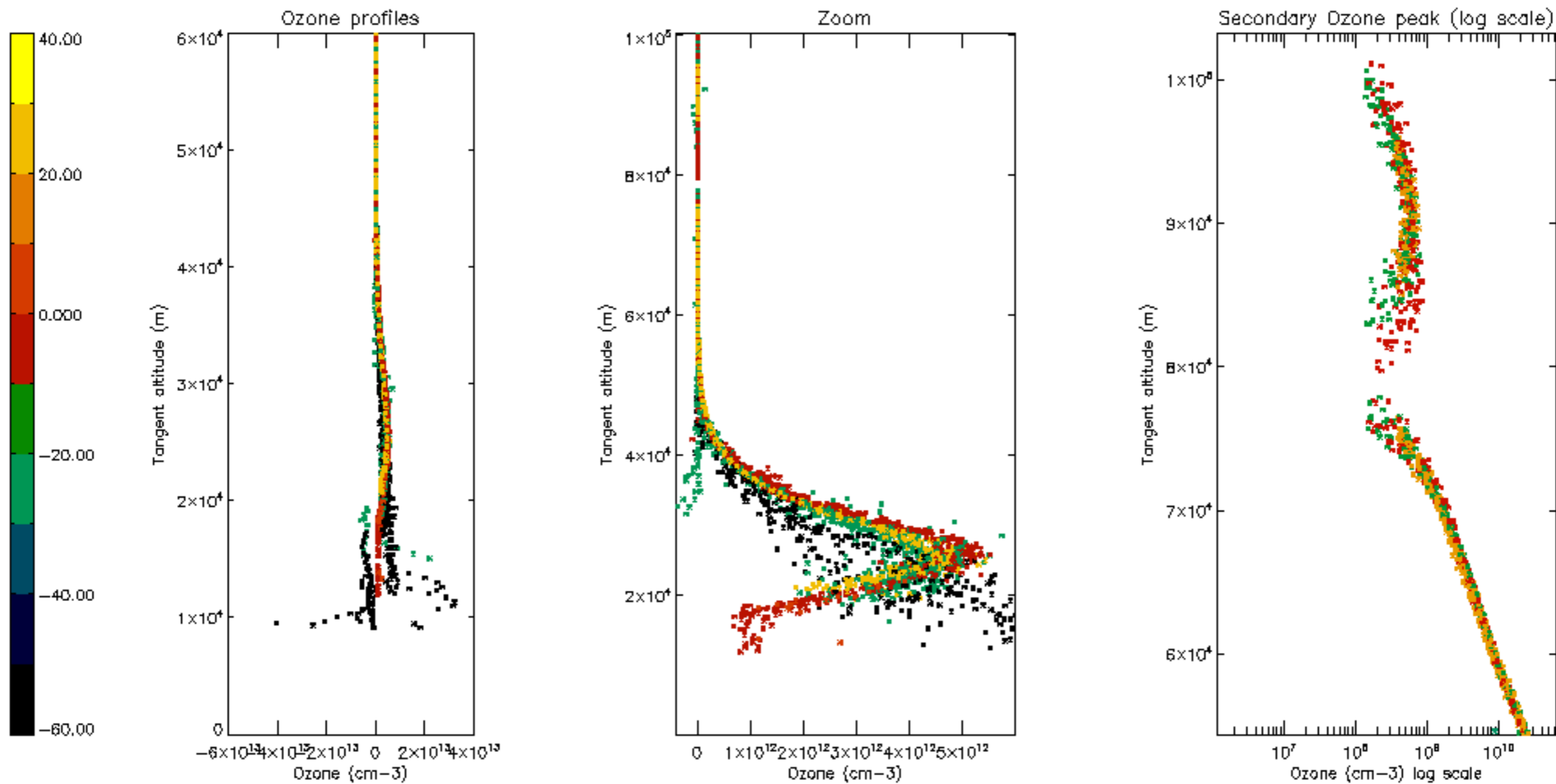


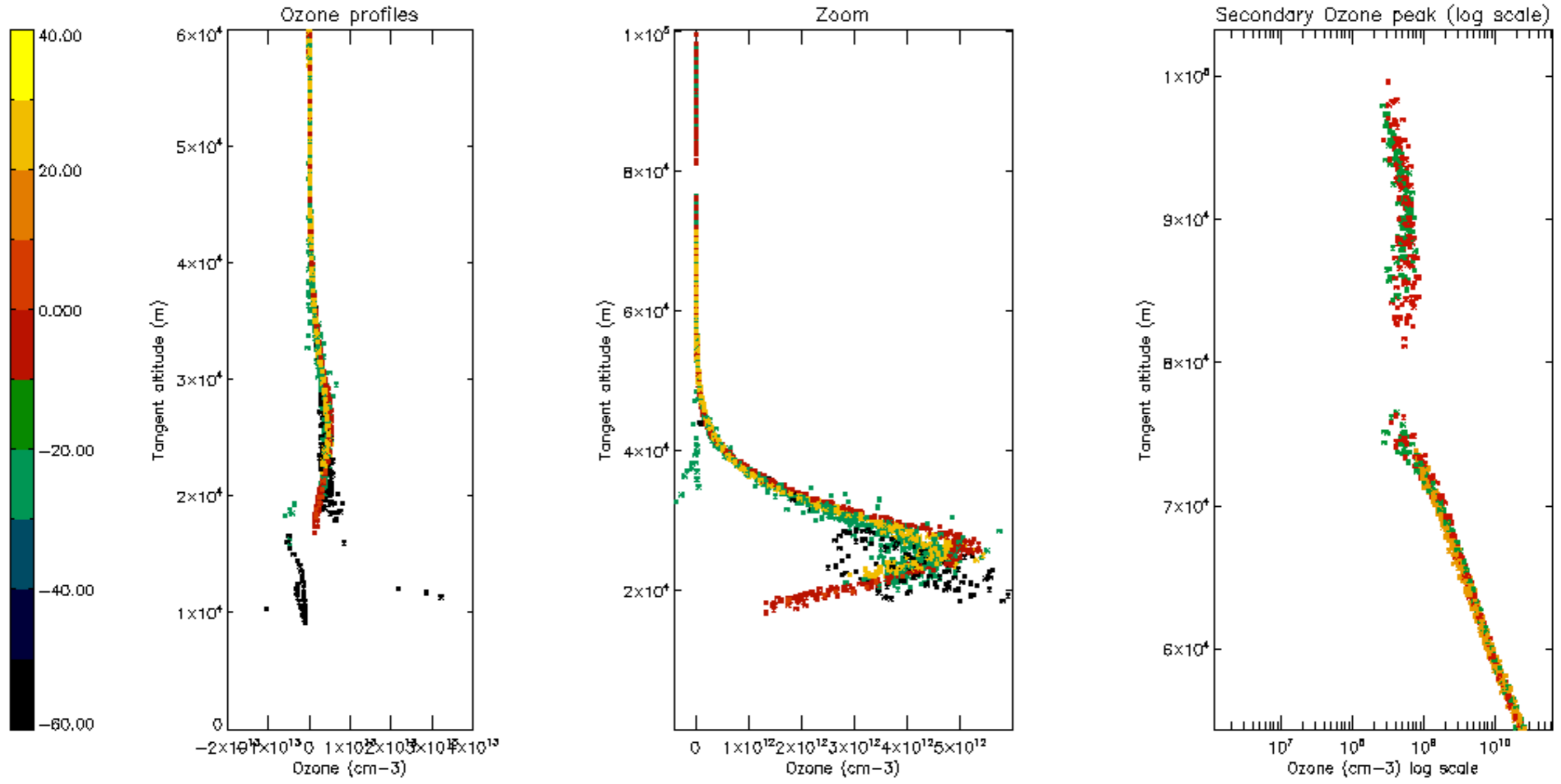
Percentage of saturation errors per profile

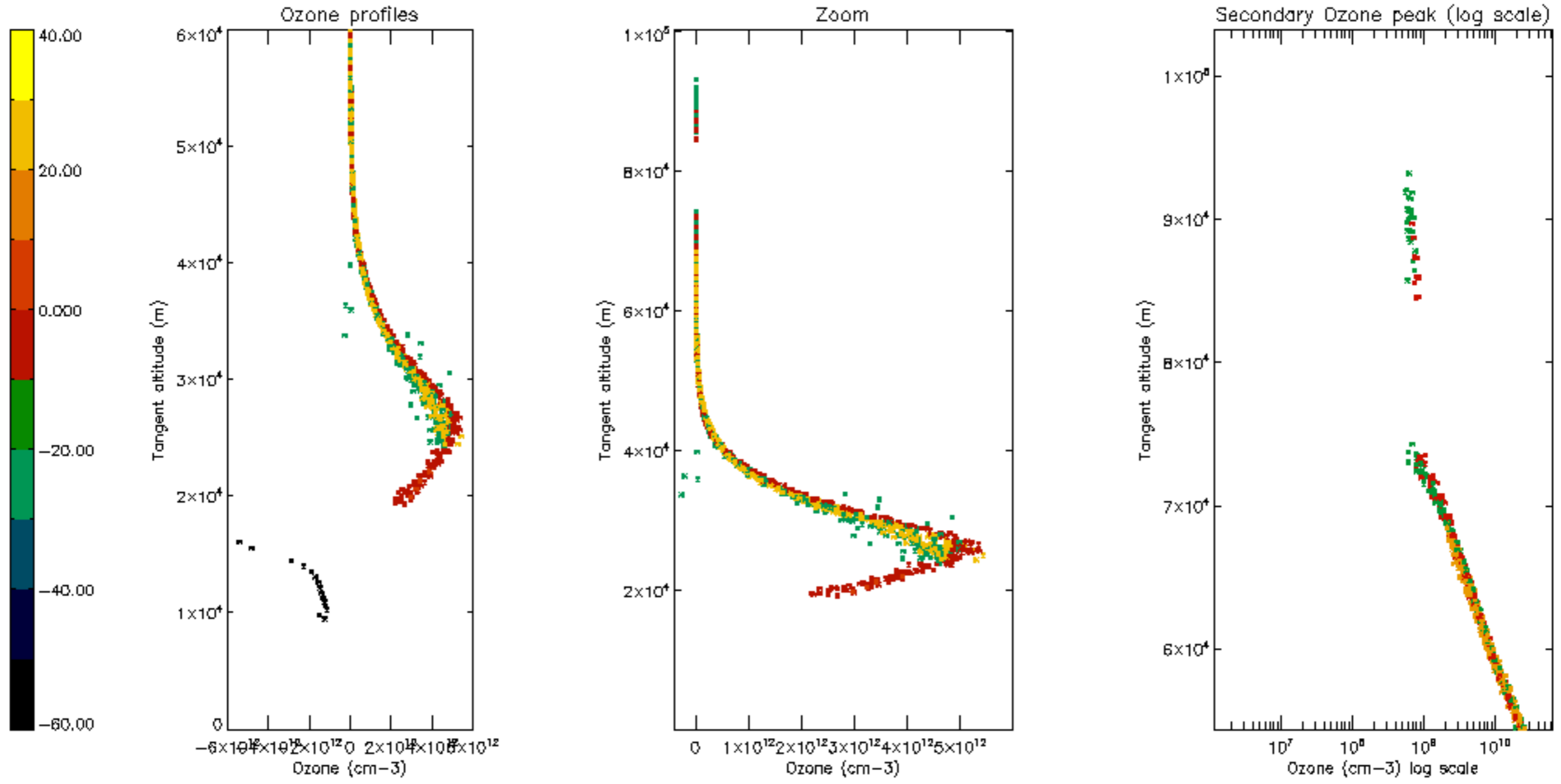


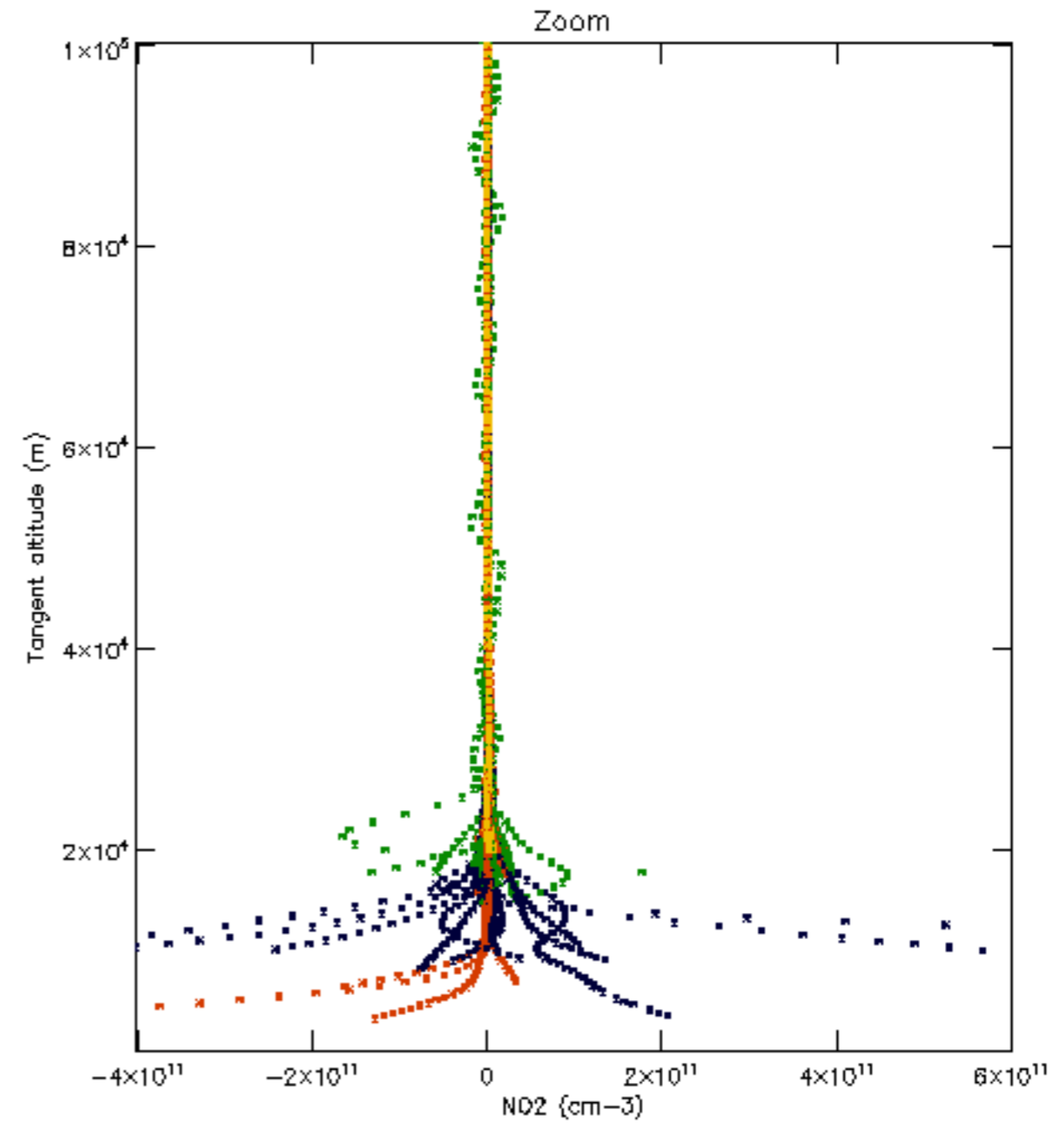
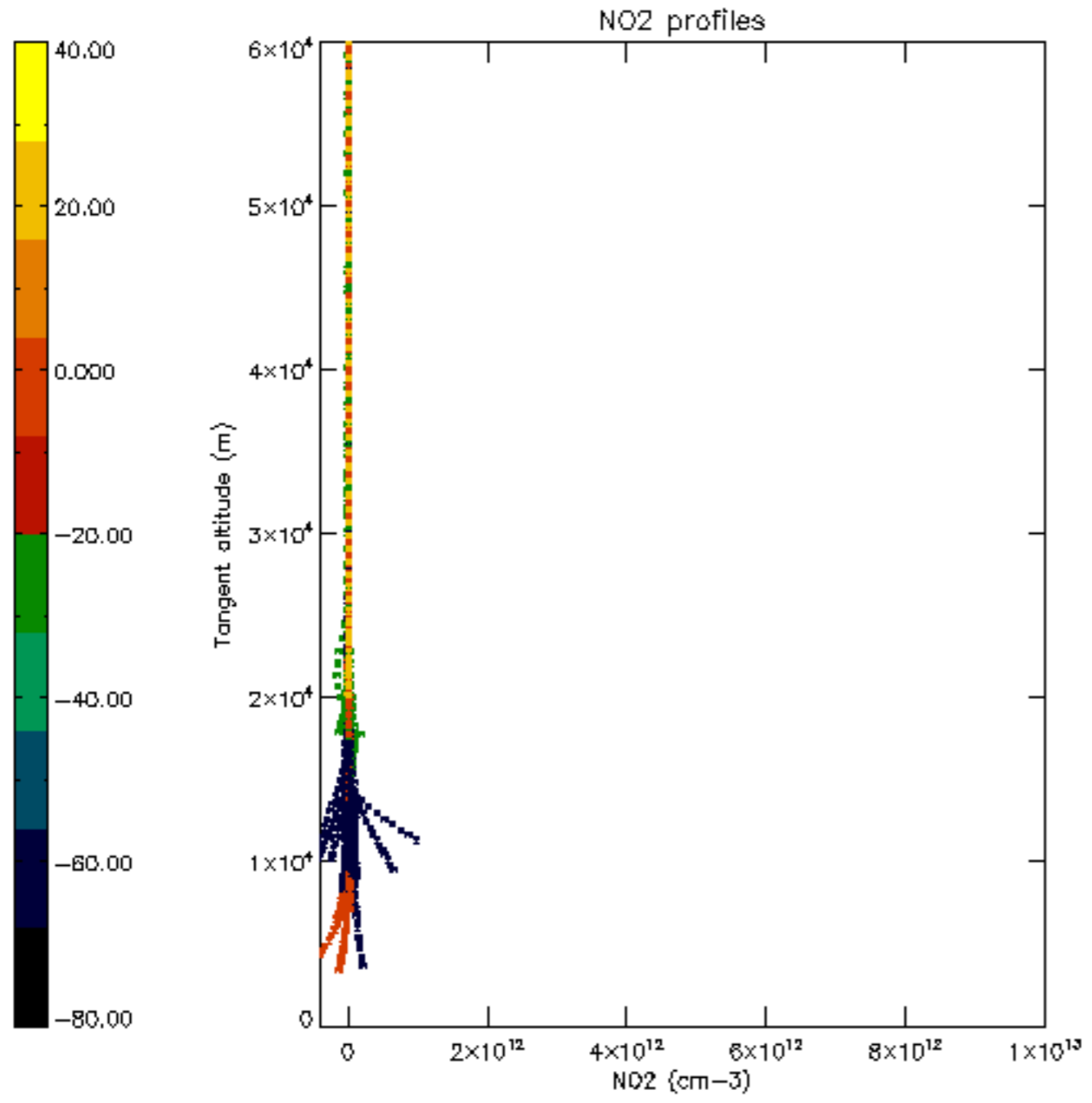


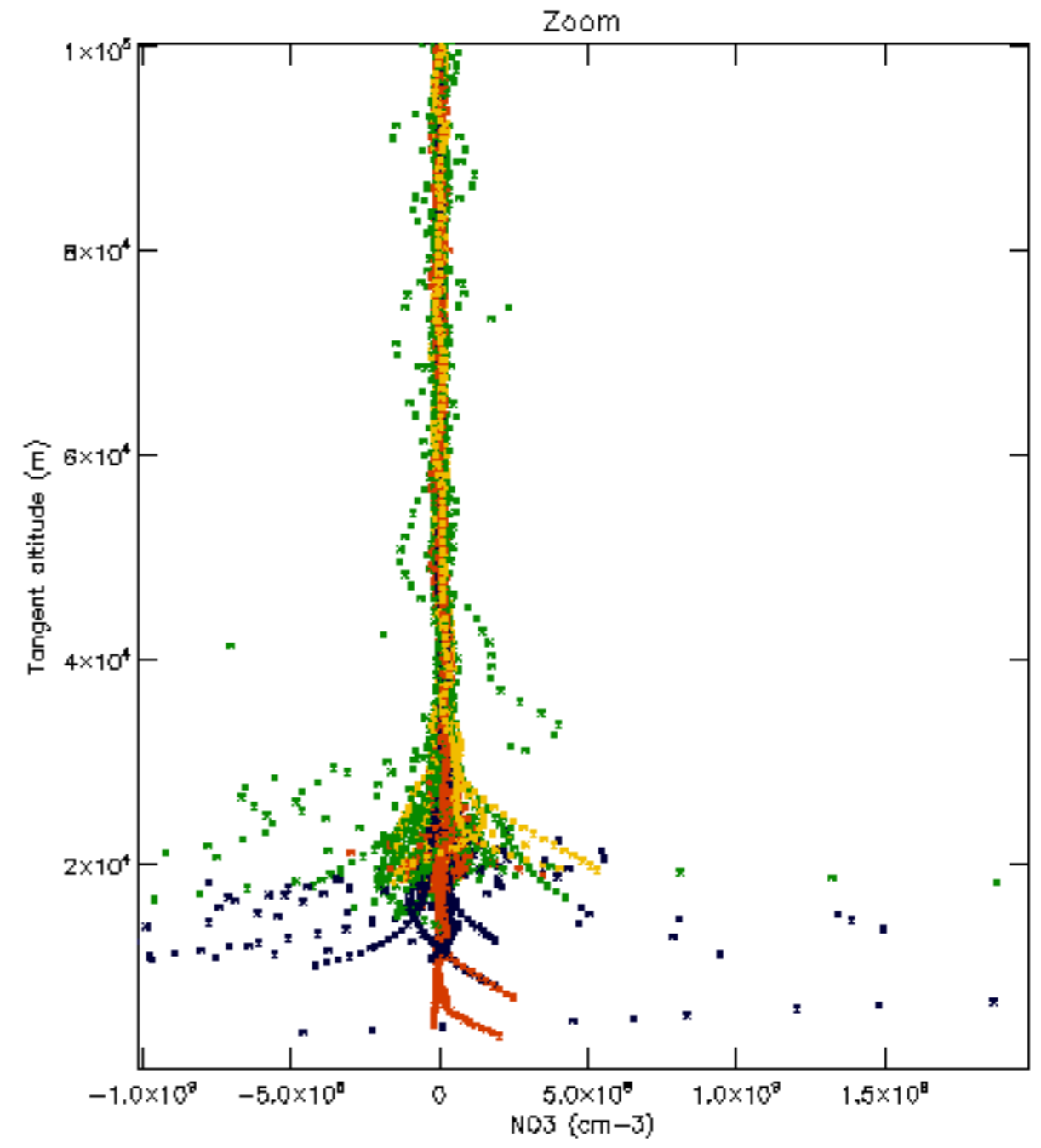
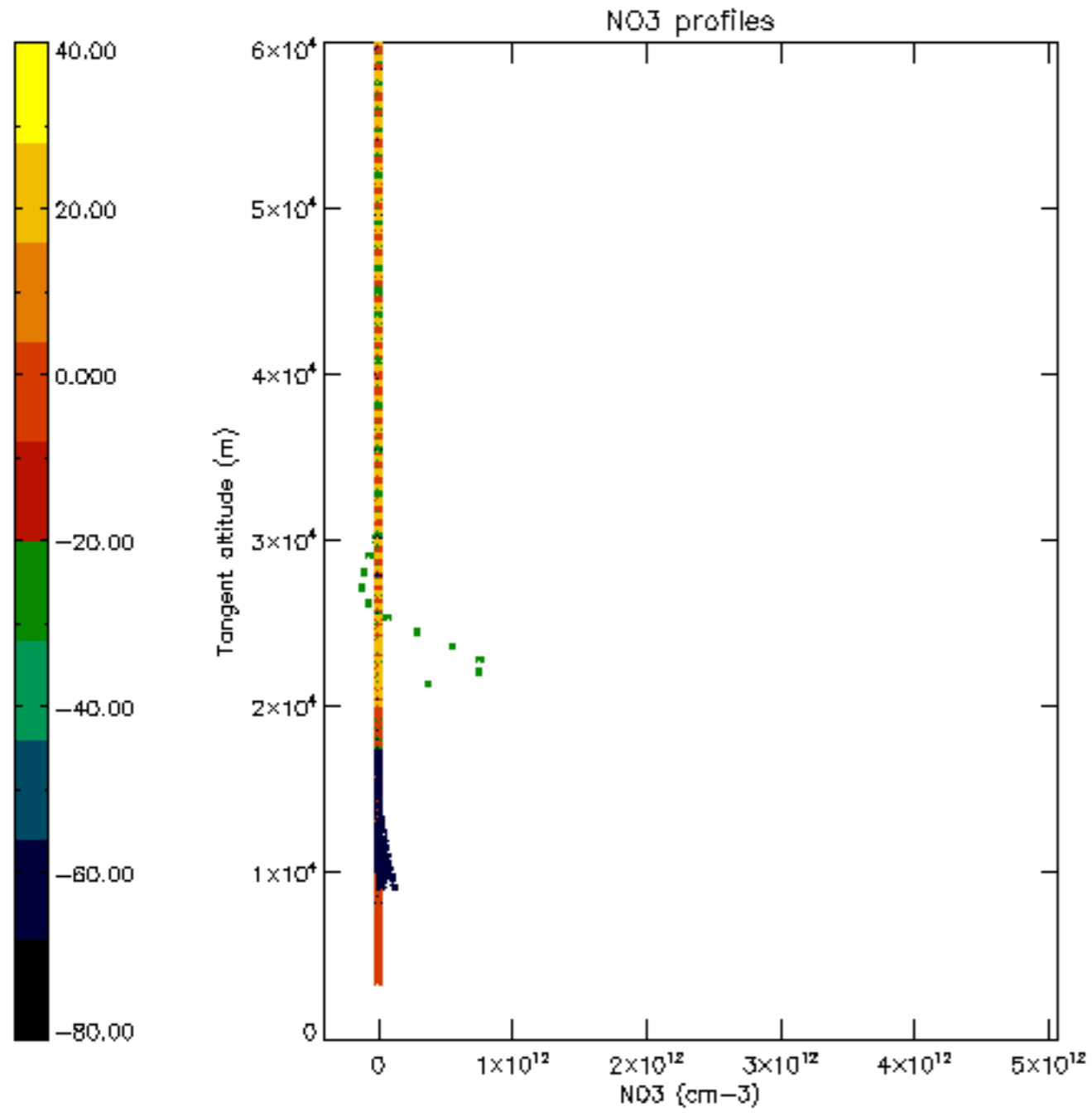


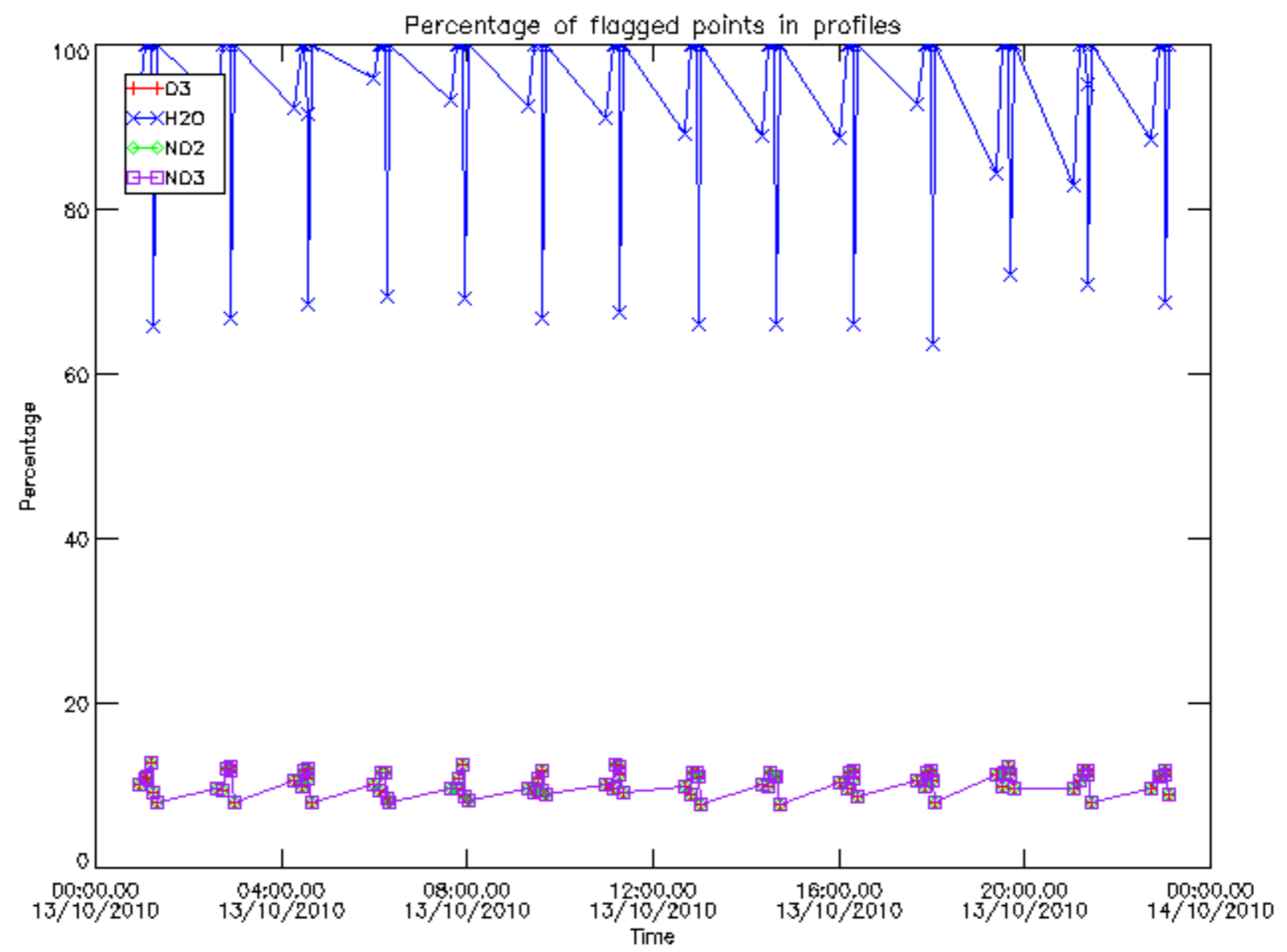




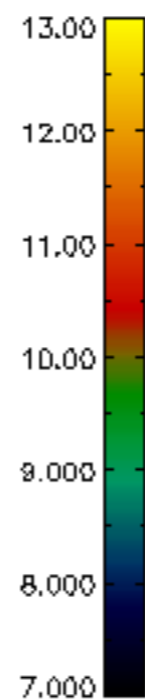
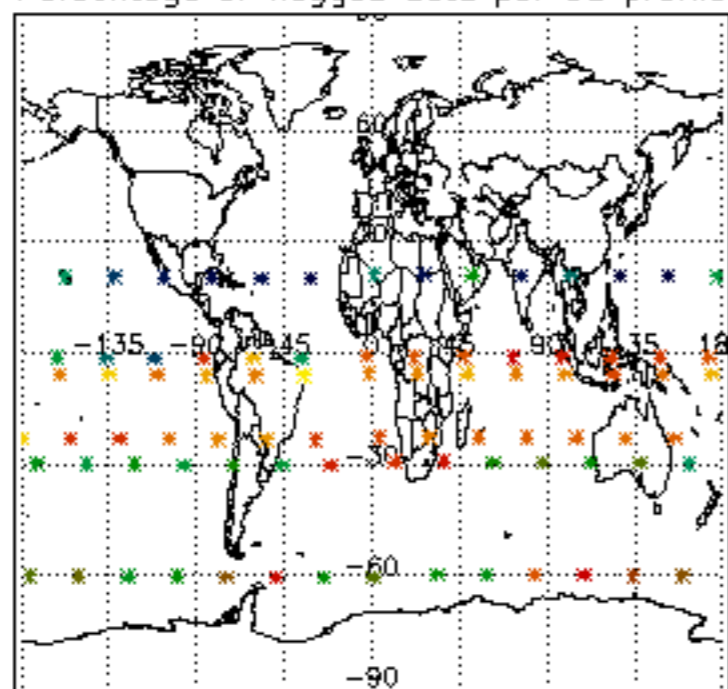




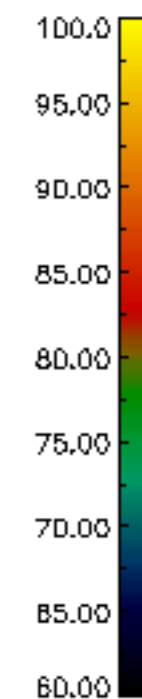
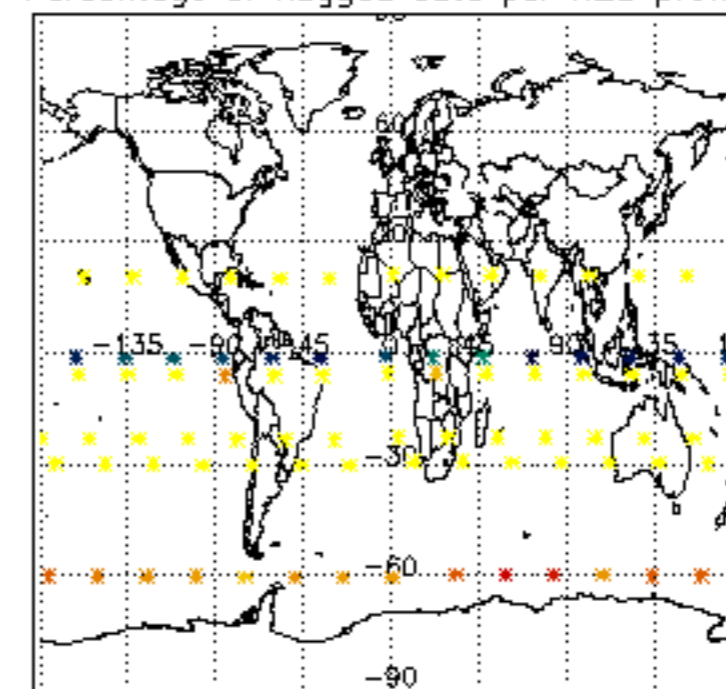




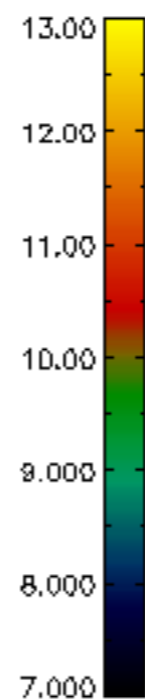
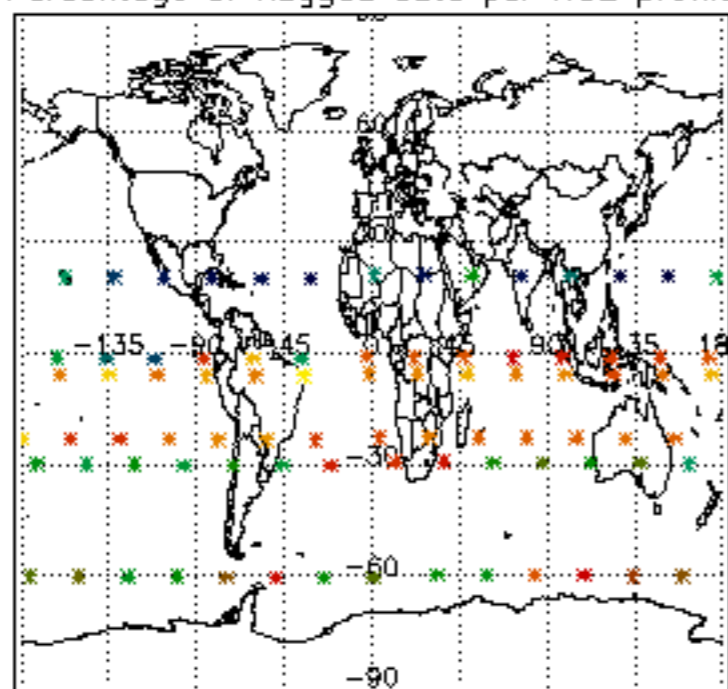
Percentage of flagged data per D3 profile



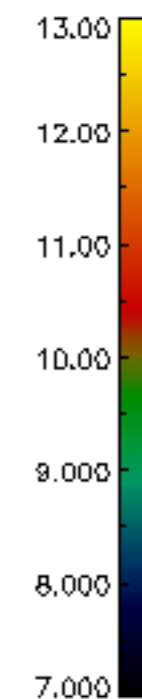
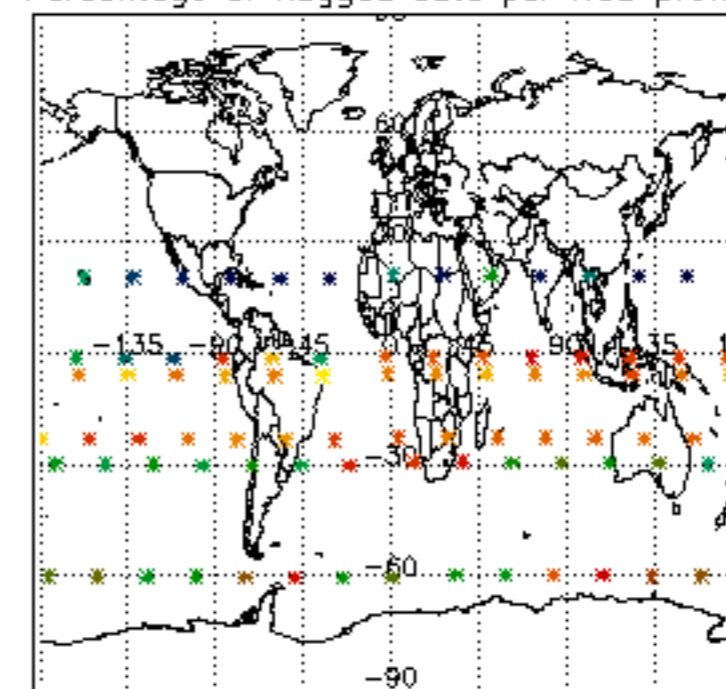
Percentage of flagged data per H2O profile



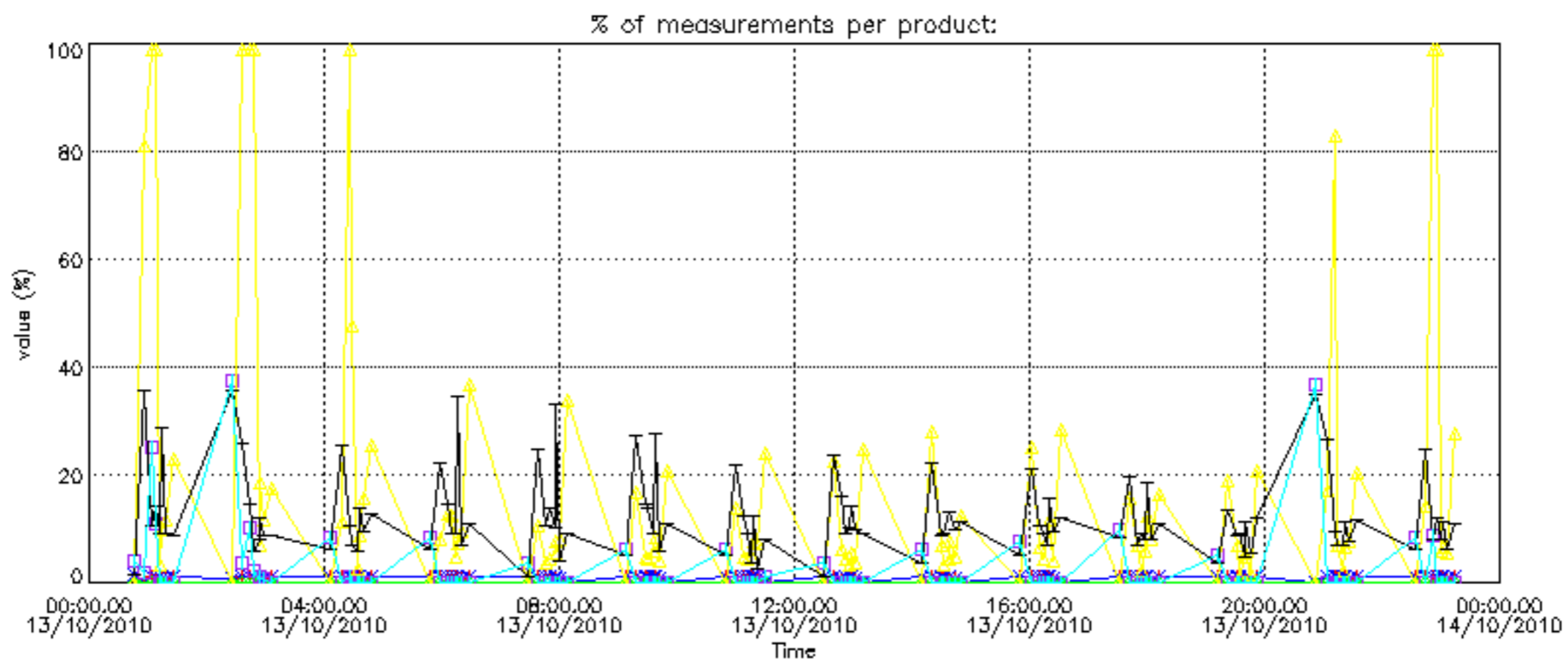
Percentage of flagged data per NO2 profile

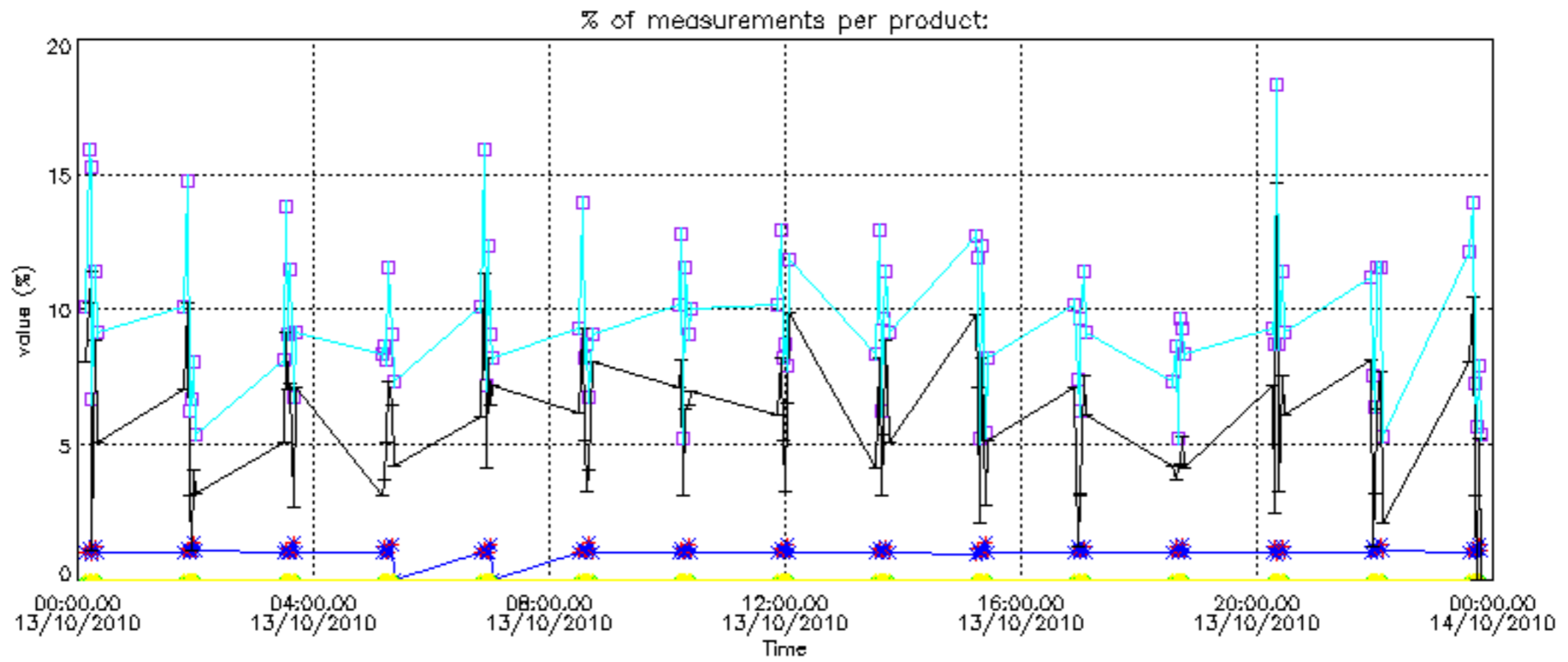


Percentage of flagged data per NO3 profile

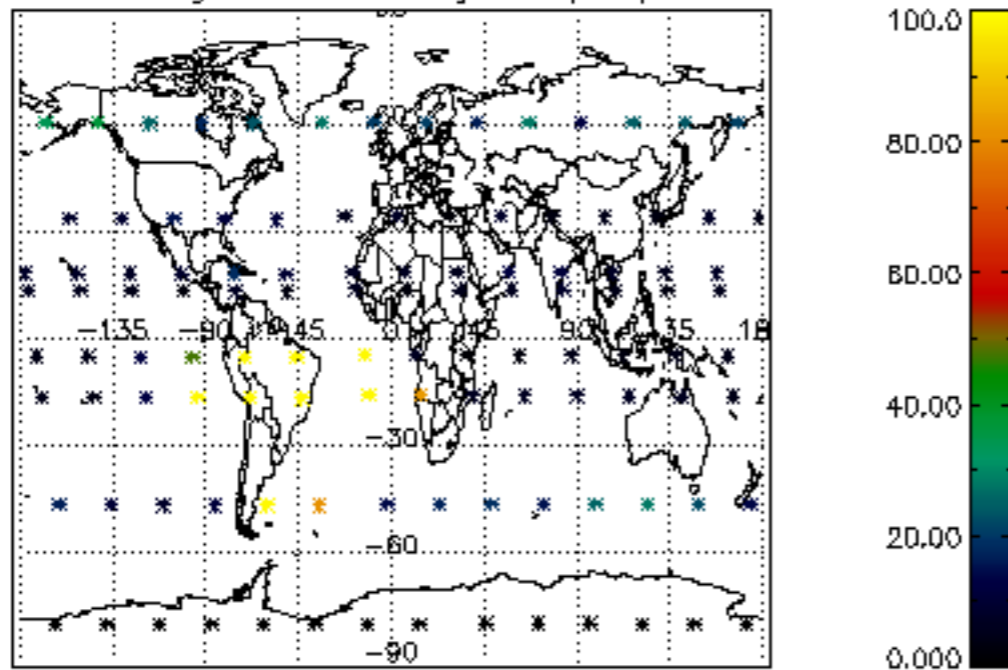




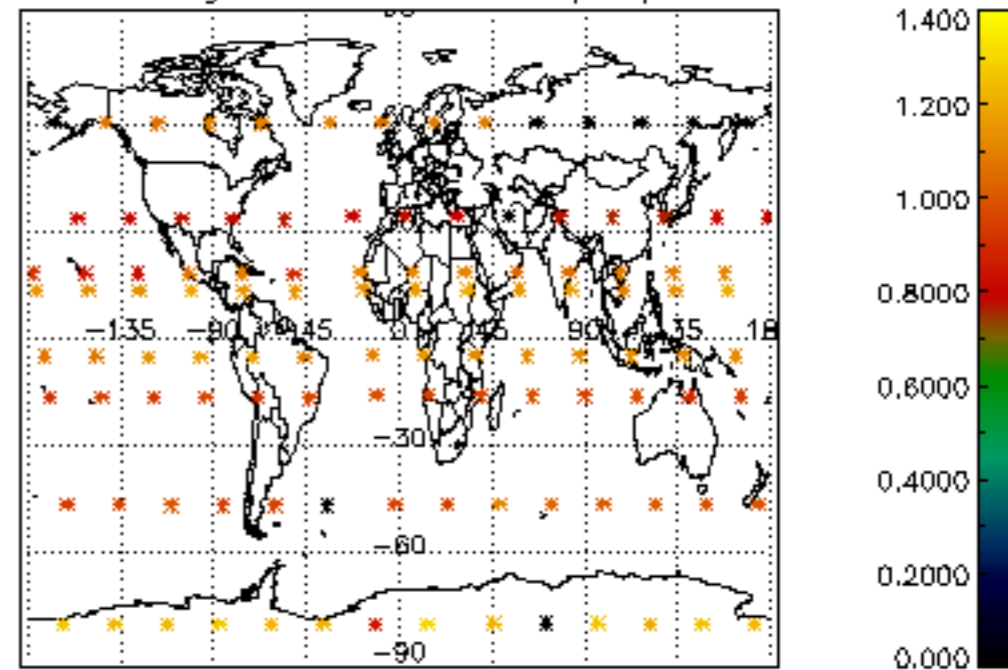




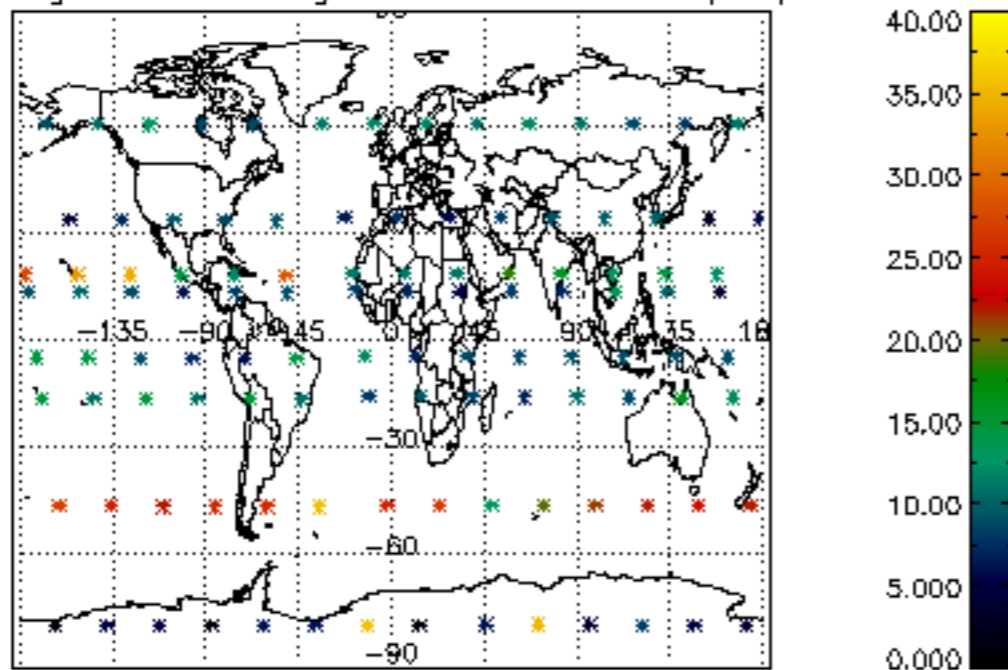
Percentage of cosmic ray hits per profile



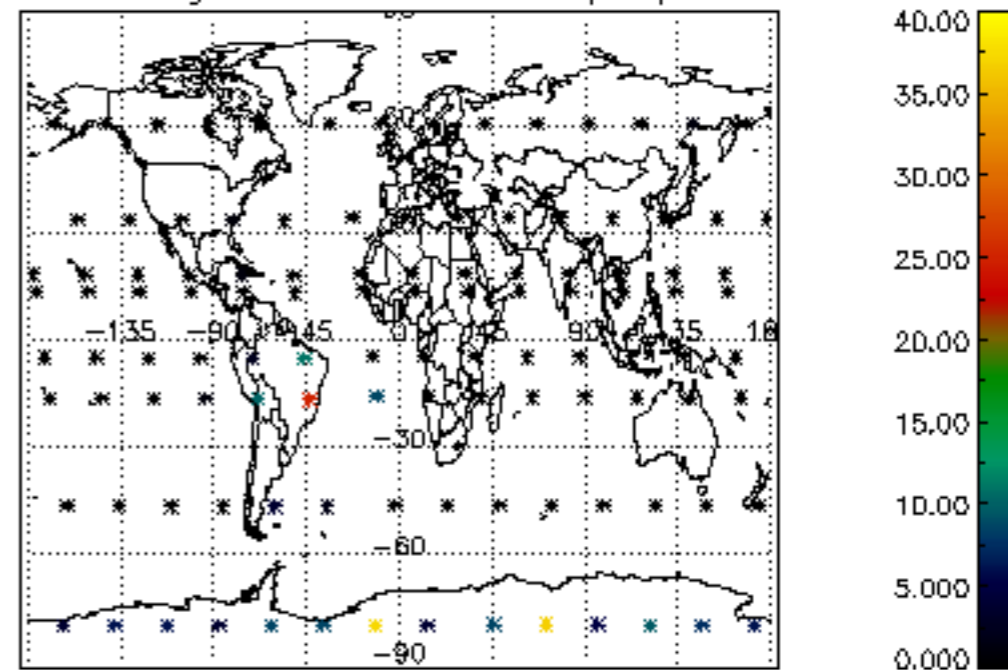
Percentage of datation errors per profile



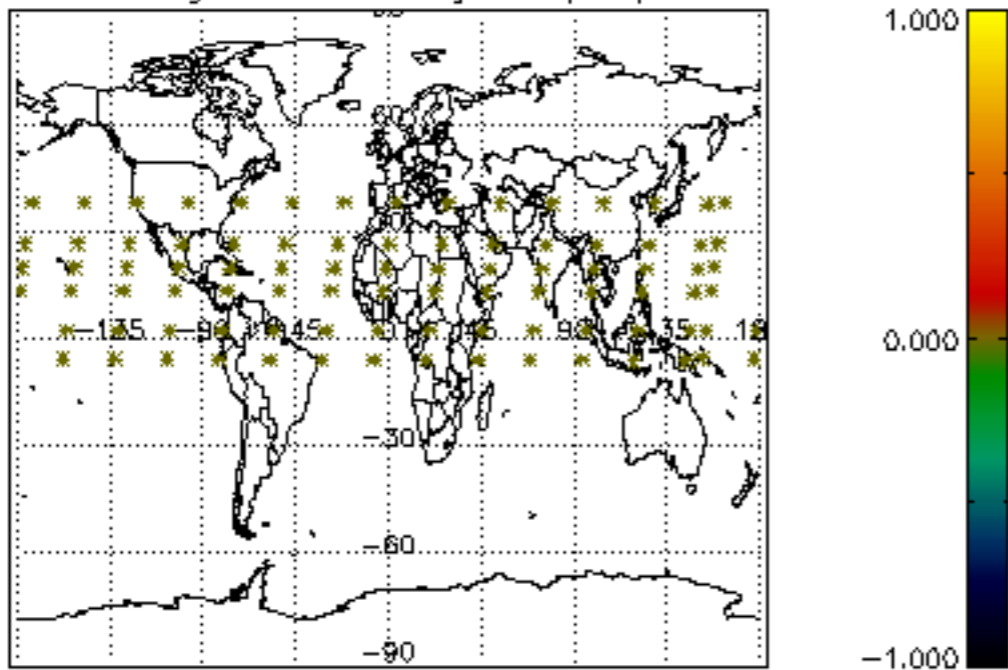
Percentage of star falling outside central band per profile



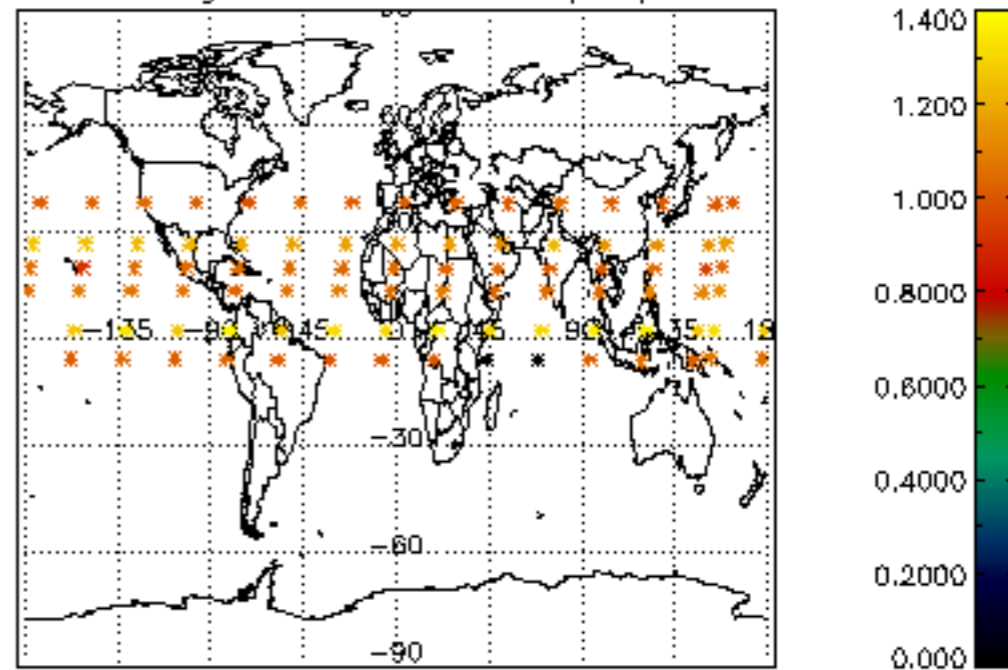
Percentage of saturation errors per profile



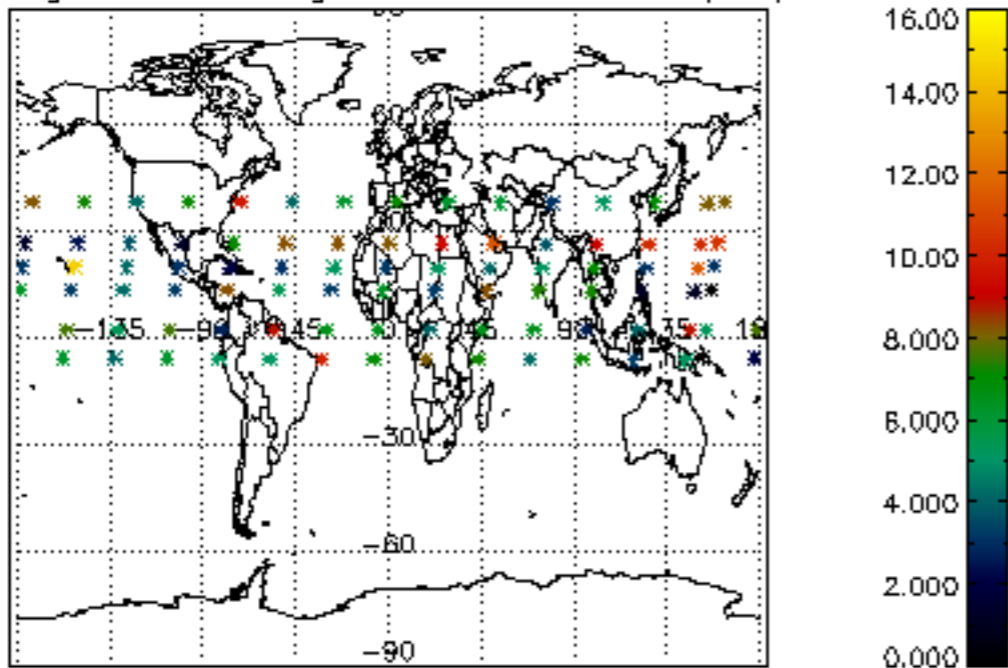
Percentage of cosmic ray hits per profile



Percentage of datation errors per profile



Percentage of star falling outside central band per profile



Percentage of saturation errors per profile

