

GOMOS Level 2 Daily Report

SUMMARY

[1. General Info](#)

[2. Summary of processed GOM_NL_2P products](#)

[3. Level 2 Quality information per product](#)

[3.1 Plot of level 2 quality information per product \(time dependant\)](#)

[3.2 Plot of level 2 quality information per product \(world map\)](#)

[4. Level 1 Quality information per product \(stored on level 2 products\)](#)

[4.1 Plot of level 1 quality information per product \(time dependant\)](#)

[4.1.1 Plot of level 1 quality information per product \(time dependant\): ASCENDING](#)

[4.1.2 Plot of level 1 quality information per product \(time dependant\): DESCENDING](#)

[4.2 Plot of level 1 quality information per product \(world map\)](#)

[4.2.1 Plot of level 1 quality information per product \(world map\): ASCENDING](#)

[4.2.2 Plot of level 1 quality information per product \(world map\): DESCENDING](#)

[5. Ozone profiles based on quality statistics and other trace gas profiles](#)

[5.1 Ozone statistics based on quality of products](#)

[5.2 Plot ozone profiles for all STD \(dark without errors\)](#)

[5.3 Plot ozone profiles where STD < 20% \(dark without errors\)](#)

[5.4. Plot ozone profiles where STD < 10% \(dark without errors\)](#)

[5.5. Plot ozone profiles where STD < 5% \(dark without errors\)](#)

[5.6 Plot NO2 profiles for all STD \(dark without errors\)](#)

[5.7 Plot NO3 profiles for all STD \(dark without errors\)](#)

[5.8 Plot H2O profiles \(only for occultations of stars 1,2,3,4,13,14,16,26,63 dark without errors\) for all STD](#)

[6. Auxiliary Data Files used for the production reported in section 2](#)

This report presents the daily analysis on parameters extracted from GOMOS level 2 data (GOM_NL__2P). It is intended to monitor some important parameters that will impact the quality of these products. A list of level 2 products (and content) that have arrived during the reporting day to the PCF is also given.

Item	Value
Time of report generation	29APR2013 15:53:18
Data source version	GOMOS/6.01
Start time of products	12-10-2010 (12OCT2010 00:00:00)
Stop time of products	13-10-2010 (13OCT2010 00:00:00)
Store outputs in DB	Yes
Nb of level 2 prods	203
Nb of prods with errors	0

2. Summary of processed GOM_NL__2P products.

Nr	Filename	UTC Start time	Limb	Duration	Star Id	Star Name	Star Mag	Star Temp	Nb Meas	Orbit	Prod. error
1	GOM_NL__2PRFIN20101012_000328_000000432093_00403_45046_8177.N1	12-OCT-2010 00:03:28	Dark	42.500	161	Tau Pup	2.9310	4500.0	85	45046	No
2	GOM_NL__2PRFIN20101012_000450_000000592093_00403_45046_8178.N1	12-OCT-2010 00:04:50	Dark	59.000	2	Alp Car	-0.73600	7000.0	118	45046	No
3	GOM_NL__2PRFIN20101012_000858_000000662093_00403_45046_8179.N1	12-OCT-2010 00:08:58	Dark	66.000	108	Alp Col	2.6520	15200.	132	45046	No
4	GOM_NL__2PRFIN20101012_001653_000000482093_00403_45046_8180.N1	12-OCT-2010 00:16:53	Straylight	47.500	157	The1Eri	2.9060	9300.0	95	45046	No
5	GOM_NL__2PRFIN20101012_003945_000000512093_00403_45046_8181.N1	12-OCT-2010 00:39:45	Bright	50.500	105	6Bet Ari	2.6450	8900.0	101	45046	No
6	GOM_NL__2PRFIN20101012_004255_000000442093_00403_45046_8182.N1	12-OCT-2010 00:42:55	Bright	44.000	53	43Bet And	2.0480	3300.0	88	45046	No
7	GOM_NL__2PRFIN20101012_004457_000000502093_00403_45046_8183.N1	12-OCT-2010 00:44:57	Bright	50.000	173	4Bet Tri	3.0040	8900.0	100	45046	No
8	GOM_NL__2PRFIN20101012_004643_000000482093_00403_45046_8184.N1	12-OCT-2010 00:46:43	Bright	47.500	73	57Gam1And	2.2600	13100.	95	45046	No
9	GOM_NL__2PRFIN20101012_004940_000000402093_00403_45046_8185.N1	12-OCT-2010 00:49:40	Bright	39.500	76	27Gam Cas	2.3000	30000.	79	45046	No
10	GOM_NL__2PRFIN20101012_005208_000000452093_00403_45046_8186.N1	12-OCT-2010 00:52:08	Bright	45.000	160	23Gam Per	2.9300	4700.0	90	45046	No
11	GOM_NL__2PRFIN20101012_011659_000000392093_00403_45046_8187.N1	12-OCT-2010 01:16:59	Bright	38.500	166	17Eps Leo	2.9800	6000.0	77	45046	No
12	GOM_NL__2PRFIN20101012_012716_000000532093_00403_45046_8188.N1	12-OCT-2010 01:27:16	Dark	53.000	48	30Alp Hya	1.9770	4100.0	106	45046	No
13	GOM_NL__2PRFIN20101012_013537_000000492093_00403_45046_8189.N1	12-OCT-2010 01:35:37	Dark	49.000	132	15Rho Pup	2.8030	6900.0	98	45046	No
14	GOM_NL__2PRFIN20101012_013854_000000432093_00403_45046_8190.N1	12-OCT-2010 01:38:54	Dark	43.000	70	Zet Pup	2.2460	39000.	86	45046	No
15	GOM_NL__2PRFIN20101012_014404_000000442093_00404_45047_8187.N1	12-OCT-2010 01:44:04	Dark	43.500	161	Tau Pup	2.9310	4500.0	87	45047	No
16	GOM_NL__2PRFIN20101012_014527_000000482093_00404_45047_8188.N1	12-OCT-2010 01:45:27	Dark	48.000	2	Alp Car	-0.73600	7000.0	96	45047	No
17	GOM_NL__2PRFIN20101012_014936_000000652093_00404_45047_8189.N1	12-OCT-2010 01:49:36	Dark	64.500	108	Alp Col	2.6520	15200.	129	45047	No
18	GOM_NL__2PRFIN20101012_015730_000000472093_00404_45047_8190.N1	12-OCT-2010 01:57:30	Straylight	47.000	157	The1Eri	2.9060	9300.0	94	45047	No
19	GOM_NL__2PRFIN20101012_022020_000000502093_00404_45047_8191.N1	12-OCT-2010 02:20:20	Bright	50.000	105	6Bet Ari	2.6450	8900.0	100	45047	No
20	GOM_NL__2PRFIN20101012_022330_000000442093_00404_45047_8192.N1	12-OCT-2010 02:23:30	Bright	43.500	53	43Bet And	2.0480	3300.0	87	45047	No
21	GOM_NL__2PRFIN20101012_022532_000000502093_00404_45047_8193.N1	12-OCT-2010 02:25:32	Bright	50.000	173	4Bet Tri	3.0040	8900.0	100	45047	No
22	GOM_NL__2PRFIN20101012_022718_000000482093_00404_45047_8194.N1	12-OCT-2010 02:27:18	Bright	48.000	73	57Gam1And	2.2600	13100.	96	45047	No
23	GOM_NL__2PRFIN20101012_023016_000000392093_00404_45047_8195.N1	12-OCT-2010 02:30:16	Bright	38.500	76	27Gam Cas	2.3000	30000.	77	45047	No
24	GOM_NL__2PRFIN20101012_023244_000000472093_00404_45047_8196.N1	12-OCT-2010 02:32:44	Bright	46.500	160	23Gam Per	2.9300	4700.0	93	45047	No
25	GOM_NL__2PRFIN20101012_025736_000000392093_00404_45047_8197.N1	12-OCT-2010 02:57:36	Bright	38.500	166	17Eps Leo	2.9800	6000.0	77	45047	No
26	GOM_NL__2PRFIN20101012_030752_000000512093_00404_45047_8198.N1	12-OCT-2010 03:07:52	Dark	50.500	48	30Alp Hya	1.9770	4100.0	101	45047	No
27	GOM_NL__2PRFIN20101012_031614_000000532093_00404_45047_8199.N1	12-OCT-2010 03:16:14	Dark	53.000	132	15Rho Pup	2.8030	6900.0	106	45047	No
28	GOM_NL__2PRFIN20101012_031931_000000432093_00404_45047_8200.N1	12-OCT-2010 03:19:31	Dark	43.000	70	Zet Pup	2.2460	39000.	86	45047	No
29	GOM_NL__2PRFIN20101012_032441_000000442093_00405_45048_8217.N1	12-OCT-2010 03:24:41	Dark	43.500	161	Tau Pup	2.9310	4500.0	87	45048	No
30	GOM_NL__2PRFIN20101012_032603_000000462093_00405_45048_8218.N1	12-OCT-2010 03:26:03	Dark	45.500	2	Alp Car	-0.73600	7000.0	91	45048	No
31	GOM_NL__2PRFIN20101012_033013_000000642093_00405_45048_8219.N1	12-OCT-2010 03:30:13	Dark	63.500	108	Alp Col	2.6520	15200.	127	45048	No
32	GOM_NL__2PRFIN20101012_033806_000000472093_00405_45048_8220.N1	12-OCT-2010 03:38:06	Straylight	46.500	157	The1Eri	2.9060	9300.0	93	45048	No
33	GOM_NL__2PRFIN20101012_040055_000000502093_00405_45048_8221.N1	12-OCT-2010 04:00:55	Bright	50.000	105	6Bet Ari	2.6450	8900.0	100	45048	No
34	GOM_NL__2PRFIN20101012_040406_000000452093_00405_45048_8222.N1	12-OCT-2010 04:04:06	Bright	44.500	53	43Bet And	2.0480	3300.0	89	45048	No
35	GOM_NL__2PRFIN20101012_040607_000000492093_00405_45048_8223.N1	12-OCT-2010 04:06:07	Bright	48.500	173	4Bet Tri	3.0040	8900.0	97	45048	No
36	GOM_NL__2PRFIN20101012_040754_000000482093_00405_45048_8224.N1	12-OCT-2010 04:07:54	Bright	48.000	73	57Gam1And	2.2600	13100.	96	45048	No
37	GOM_NL__2PRFIN20101012_041052_000000392093_00405_45048_8225.N1	12-OCT-2010 04:10:52	Bright	39.000	76	27Gam Cas	2.3000	30000.	78	45048	No
38	GOM_NL__2PRFIN20101012_041319_000000492093_00405_45048_8226.N1	12-OCT-2010 04:13:19	Bright	48.500	160	23Gam Per	2.9300	4700.0	97	45048	No
39	GOM_NL__2PRFIN20101012_043812_000000402093_00405_45048_8227.N1	12-OCT-2010 04:38:12	Bright	40.000	166	17Eps Leo	2.9800	6000.0	80	45048	No
40	GOM_NL__2PRFIN20101012_044829_000000512093_00405_45048_8228.N1	12-OCT-2010 04:48:29	Dark	51.000	48	30Alp Hya	1.9770	4100.0	102	45048	No
41	GOM_NL__2PRFIN20101012_045651_000000542093_00405_45048_8229.N1	12-OCT-2010 04:56:51	Dark	53.500	132	15Rho Pup	2.8030	6900.0	107	45048	No
42	GOM_NL__2PRFIN20101012_050008_000000502093_00405_45048_8230.N1	12-OCT-2010 05:00:08	Dark	49.500	70	Zet Pup	2.2460	39000.	99	45048	No

43	GOM_NL__2PRFIN20101012_050518_000000432093_00406_45049_8228.N1	12-OCT-2010 05:05:18	Dark	43.000	161	Tau Pup	2.9310	4500.0	86	45049	No
44	GOM_NL__2PRFIN20101012_050640_000000612093_00406_45049_8229.N1	12-OCT-2010 05:06:40	Dark	60.500	2	Alp Car	-0.73600	7000.0	121	45049	No
45	GOM_NL__2PRFIN20101012_051051_000000652093_00406_45049_8230.N1	12-OCT-2010 05:10:51	Dark	64.500	108	Alp Col	2.6520	15200.	129	45049	No
46	GOM_NL__2PRFIN20101012_051843_000000482093_00406_45049_8231.N1	12-OCT-2010 05:18:43	Straylight	47.500	157	The1Eri	2.9060	9300.0	95	45049	No
47	GOM_NL__2PRFIN20101012_054130_000000502093_00406_45049_8232.N1	12-OCT-2010 05:41:30	Bright	50.000	105	6Bet Ari	2.6450	8900.0	100	45049	No
48	GOM_NL__2PRFIN20101012_054442_000000412093_00406_45049_8233.N1	12-OCT-2010 05:44:42	Bright	40.500	53	43Bet And	2.0480	3300.0	81	45049	No
49	GOM_NL__2PRFIN20101012_054643_000000482093_00406_45049_8234.N1	12-OCT-2010 05:46:43	Bright	48.000	173	4Bet Tri	3.0040	8900.0	96	45049	No
50	GOM_NL__2PRFIN20101012_054829_000000502093_00406_45049_8235.N1	12-OCT-2010 05:48:29	Bright	50.000	73	57Gam1And	2.2600	13100.	100	45049	No
51	GOM_NL__2PRFIN20101012_055128_000000392093_00406_45049_8236.N1	12-OCT-2010 05:51:28	Bright	39.000	76	27Gam Cas	2.3000	30000.	78	45049	No
52	GOM_NL__2PRFIN20101012_055354_000000482093_00406_45049_8237.N1	12-OCT-2010 05:53:54	Bright	47.500	160	23Gam Per	2.9300	4700.0	95	45049	No
53	GOM_NL__2PRFIN20101012_061848_000000392093_00406_45049_8238.N1	12-OCT-2010 06:18:48	Bright	38.500	166	17Eps Leo	2.9800	6000.0	77	45049	No
54	GOM_NL__2PRFIN20101012_062905_000000472093_00406_45049_8239.N1	12-OCT-2010 06:29:05	Dark	47.000	48	30Alp Hya	1.9770	4100.0	94	45049	No
55	GOM_NL__2PRFIN20101012_063728_000000512093_00406_45049_8240.N1	12-OCT-2010 06:37:28	Dark	51.000	132	15Rho Pup	2.8030	6900.0	102	45049	No
56	GOM_NL__2PRFIN20101012_064044_000000462093_00406_45049_8241.N1	12-OCT-2010 06:40:44	Dark	46.000	70	Zet Pup	2.2460	39000.	92	45049	No
57	GOM_NL__2PRFIN20101012_064555_000000452093_00407_45050_8241.N1	12-OCT-2010 06:45:55	Dark	44.500	161	Tau Pup	2.9310	4500.0	89	45050	No
58	GOM_NL__2PRFIN20101012_064717_000000522093_00407_45050_8242.N1	12-OCT-2010 06:47:17	Dark	51.500	2	Alp Car	-0.73600	7000.0	103	45050	No
59	GOM_NL__2PRFIN20101012_065128_000000652093_00407_45050_8243.N1	12-OCT-2010 06:51:28	Dark	64.500	108	Alp Col	2.6520	15200.	129	45050	No
60	GOM_NL__2PRFIN20101012_065919_000000472093_00407_45050_8244.N1	12-OCT-2010 06:59:19	Straylight	47.000	157	The1Eri	2.9060	9300.0	94	45050	No
61	GOM_NL__2PRFIN20101012_072206_000000492093_00407_45050_8245.N1	12-OCT-2010 07:22:06	Bright	49.000	105	6Bet Ari	2.6450	8900.0	98	45050	No
62	GOM_NL__2PRFIN20101012_072517_000000442093_00407_45050_8246.N1	12-OCT-2010 07:25:17	Bright	43.500	53	43Bet And	2.0480	3300.0	87	45050	No
63	GOM_NL__2PRFIN20101012_072718_000000492093_00407_45050_8247.N1	12-OCT-2010 07:27:18	Bright	48.500	173	4Bet Tri	3.0040	8900.0	97	45050	No
64	GOM_NL__2PRFIN20101012_072904_000000492093_00407_45050_8248.N1	12-OCT-2010 07:29:04	Bright	49.000	73	57Gam1And	2.2600	13100.	98	45050	No
65	GOM_NL__2PRFIN20101012_073040_000000392093_00407_45050_8249.N1	12-OCT-2010 07:30:40	Bright	38.500	68	18Alp Cas	2.2250	4500.0	77	45050	No
66	GOM_NL__2PRFIN20101012_073203_000000382093_00407_45050_8250.N1	12-OCT-2010 07:32:03	Bright	38.000	76	27Gam Cas	2.3000	30000.	76	45050	No
67	GOM_NL__2PRFIN20101012_073429_000000502093_00407_45050_8251.N1	12-OCT-2010 07:34:29	Bright	50.000	160	23Gam Per	2.9300	4700.0	100	45050	No
68	GOM_NL__2PRFIN20101012_075924_000000412093_00407_45050_8252.N1	12-OCT-2010 07:59:24	Bright	40.500	166	17Eps Leo	2.9800	6000.0	81	45050	No
69	GOM_NL__2PRFIN20101012_080942_000000492093_00407_45050_8253.N1	12-OCT-2010 08:09:42	Dark	48.500	48	30Alp Hya	1.9770	4100.0	97	45050	No
70	GOM_NL__2PRFIN20101012_081805_000000522093_00407_45050_8254.N1	12-OCT-2010 08:18:05	Dark	51.500	132	15Rho Pup	2.8030	6900.0	103	45050	No
71	GOM_NL__2PRFIN20101012_082121_000000462093_00407_45050_8255.N1	12-OCT-2010 08:21:21	Dark	45.500	70	Zet Pup	2.2460	39000.	91	45050	No
72	GOM_NL__2PRFIN20101012_082632_000000432093_00408_45051_8260.N1	12-OCT-2010 08:26:32	Dark	43.000	161	Tau Pup	2.9310	4500.0	86	45051	No
73	GOM_NL__2PRFIN20101012_082754_000000602093_00408_45051_8261.N1	12-OCT-2010 08:27:54	Dark	59.500	2	Alp Car	-0.73600	7000.0	119	45051	No
74	GOM_NL__2PRFIN20101012_083206_000000622093_00408_45051_8262.N1	12-OCT-2010 08:32:06	Dark	62.000	108	Alp Col	2.6520	15200.	124	45051	No
75	GOM_NL__2PRFIN20101012_083956_000000472093_00408_45051_8263.N1	12-OCT-2010 08:39:56	Straylight	46.500	157	The1Eri	2.9060	9300.0	93	45051	No
76	GOM_NL__2PRFIN20101012_090241_000000512093_00408_45051_8264.N1	12-OCT-2010 09:02:41	Bright	50.500	105	6Bet Ari	2.6450	8900.0	101	45051	No
77	GOM_NL__2PRFIN20101012_090553_000000442093_00408_45051_8265.N1	12-OCT-2010 09:05:53	Bright	44.000	53	43Bet And	2.0480	3300.0	88	45051	No
78	GOM_NL__2PRFIN20101012_090753_000000502093_00408_45051_8266.N1	12-OCT-2010 09:07:53	Bright	49.500	173	4Bet Tri	3.0040	8900.0	99	45051	No
79	GOM_NL__2PRFIN20101012_090939_000000472093_00408_45051_8267.N1	12-OCT-2010 09:09:39	Bright	47.000	73	57Gam1And	2.2600	13100.	94	45051	No
80	GOM_NL__2PRFIN20101012_091116_000000372093_00408_45051_8268.N1	12-OCT-2010 09:11:16	Bright	36.500	68	18Alp Cas	2.2250	4500.0	73	45051	No
81	GOM_NL__2PRFIN20101012_091239_000000372093_00408_45051_8269.N1	12-OCT-2010 09:12:39	Bright	37.000	76	27Gam Cas	2.3000	30000.	74	45051	No
82	GOM_NL__2PRFIN20101012_091504_000000512093_00408_45051_8270.N1	12-OCT-2010 09:15:04	Bright	50.500	160	23Gam Per	2.9300	4700.0	101	45051	No
83	GOM_NL__2PRFIN20101012_094000_000000402093_00408_45051_8271.N1	12-OCT-2010 09:40:00	Bright	39.500	166	17Eps Leo	2.9800	6000.0	79	45051	No
84	GOM_NL__2PRFIN20101012_095019_000000492093_00408_45051_8272.N1	12-OCT-2010 09:50:19	Dark	48.500	48	30Alp Hya	1.9770	4100.0	97	45051	No
85	GOM_NL__2PRFIN20101012_095842_000000512093_00408_45051_8273.N1	12-OCT-2010 09:58:42	Dark	51.000	132	15Rho Pup	2.8030	6900.0	102	45051	No
86	GOM_NL__2PRFIN20101012_100158_000000452093_00408_45051_8274.N1	12-OCT-2010 10:01:58	Dark	44.500	70	Zet Pup	2.2460	39000.	89	45051	No
87	GOM_NL__2PRFIN20101012_100708_000000452093_00409_45052_8295.N1	12-OCT-2010 10:07:08	Dark	45.000	161	Tau Pup	2.9310	4500.0	90	45052	No
88	GOM_NL__2PRFIN20101012_100831_000000622093_00409_45052_8296.N1	12-OCT-2010 10:08:31	Dark	61.500	2	Alp Car	-0.73600	7000.0	123	45052	No
89	GOM_NL__2PRFIN20101012_101243_000000632093_00409_45052_8297.N1	12-OCT-2010 10:12:43	Dark	63.000	108	Alp Col	2.6520	15200.	126	45052	No
90	GOM_NL__2PRFIN20101012_102033_000000452093_00409_45052_8298.N1	12-OCT-2010 10:20:33	Straylight	45.000	157	The1Eri	2.9060	9300.0	90	45052	No
91	GOM_NL__2PRFIN20101012_104316_000000492093_00409_45052_8299.N1	12-OCT-2010 10:43:16	Bright	49.000	105	6Bet Ari	2.6450	8900.0	98	45052	No
92	GOM_NL__2PRFIN20101012_104628_000000422093_00409_45052_8300.N1	12-OCT-2010 10:46:28	Bright	41.500	53	43Bet And	2.0480	3300.0	83	45052	No
93	GOM_NL__2PRFIN20101012_104828_000000492093_00409_45052_8301.N1	12-OCT-2010 10:48:28	Bright	49.000	173	4Bet Tri	3.0040	8900.0	98	45052	No
94	GOM_NL__2PRFIN20101012_105014_000000482093_00409_45052_8302.N1	12-OCT-2010 10:50:14	Bright	48.000	73	57Gam1And	2.2600	13100.	96	45052	No
95	GOM_NL__2PRFIN20101012_105152_000000402093_00409_45052_8303.N1	12-OCT-2010 10:51:52	Bright	40.000	68	18Alp Cas	2.2250	4500.0	80	45052	No
96	GOM_NL__2PRFIN20101012_105314_000000392093_00409_45052_8304.N1	12-OCT-2010 10:53:14	Bright	39.000	76	27Gam Cas	2.3000	30000.	78	45052	No
97	GOM_NL__2PRFIN20101012_105539_000000502093_00409_45052_8305.N1	12-OCT-2010 10:55:39	Bright	49.500	160	23Gam Per	2.9300	4700.0	99	45052	No
98	GOM_NL__2PRFIN20101012_113055_000000552093_00409_45052_8306.N1	12-OCT-2010 11:30:55	Dark	54.500	48	30Alp Hya	1.9770	4100.0	109	45052	No
99	GOM_NL__2PRFIN20101012_113919_000000542093_00409_45052_8307.N1	12-OCT-2010 11:39:19	Dark	54.000	132	15Rho Pup	2.8030	6900.0	108	45052	No
100	GOM_NL__2PRFIN20101012_114235_000000452093_00409_45052_8308.N1	12-OCT-2010 11:42:35	Dark	44.500	70	Zet Pup	2.2460	39000.	89	45052	No
101	GOM_NL__2PRFIN20101012_114745_000000452093_00410_45053_8324.N1	12-OCT-2010 11:47:45	Dark	44.500	161	Tau Pup	2.9310	4500.0	89	45053	No

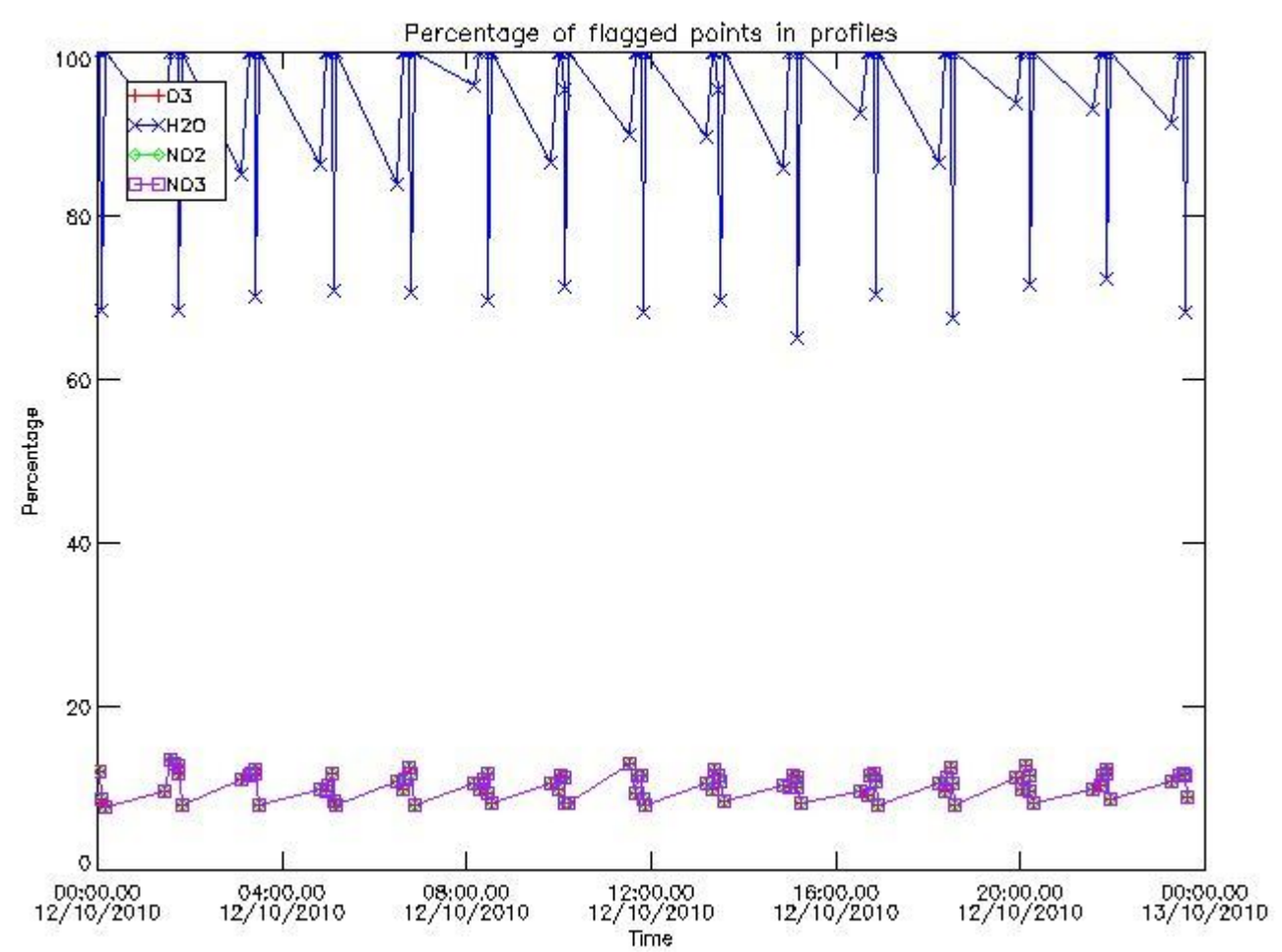
102	GOM_NL__2PRFIN20101012_114907_000000592093_00410_45053_8325.N1	12-OCT-2010 11:49:07	Dark	58.500	2	Alp Car	-0.73600	7000.0	117	45053	No
103	GOM_NL__2PRFIN20101012_115320_000000652093_00410_45053_8326.N1	12-OCT-2010 11:53:20	Dark	64.500	108	Alp Col	2.6520	15200.	129	45053	No
104	GOM_NL__2PRFIN20101012_120109_000000462093_00410_45053_8327.N1	12-OCT-2010 12:01:09	Straylight	45.500	157	The1Eri	2.9060	9300.0	91	45053	No
105	GOM_NL__2PRFIN20101012_122351_000000512093_00410_45053_8328.N1	12-OCT-2010 12:23:51	Bright	51.000	105	6Bet Ari	2.6450	8900.0	102	45053	No
106	GOM_NL__2PRFIN20101012_122704_000000442093_00410_45053_8329.N1	12-OCT-2010 12:27:04	Bright	44.000	53	43Bet And	2.0480	3300.0	88	45053	No
107	GOM_NL__2PRFIN20101012_122903_000000492093_00410_45053_8330.N1	12-OCT-2010 12:29:03	Bright	48.500	173	4Bet Tri	3.0040	8900.0	97	45053	No
108	GOM_NL__2PRFIN20101012_123049_000000452093_00410_45053_8331.N1	12-OCT-2010 12:30:49	Bright	44.500	73	57Gam1And	2.2600	13100.	89	45053	No
109	GOM_NL__2PRFIN20101012_123227_000000362093_00410_45053_8332.N1	12-OCT-2010 12:32:27	Bright	36.000	68	18Alp Cas	2.2250	4500.0	72	45053	No
110	GOM_NL__2PRFIN20101012_123350_000000402093_00410_45053_8333.N1	12-OCT-2010 12:33:50	Bright	40.000	76	27Gam Cas	2.3000	30000.	80	45053	No
111	GOM_NL__2PRFIN20101012_123614_000000492093_00410_45053_8334.N1	12-OCT-2010 12:36:14	Bright	49.000	160	23Gam Per	2.9300	4700.0	98	45053	No
112	GOM_NL__2PRFIN20101012_131132_000000492093_00410_45053_8335.N1	12-OCT-2010 13:11:32	Dark	48.500	48	30Alp Hya	1.9770	4100.0	97	45053	No
113	GOM_NL__2PRFIN20101012_131956_000000522093_00410_45053_8336.N1	12-OCT-2010 13:19:56	Dark	51.500	132	15Rho Pup	2.8030	6900.0	103	45053	No
114	GOM_NL__2PRFIN20101012_132311_000000462093_00410_45053_8337.N1	12-OCT-2010 13:23:11	Dark	46.000	70	Zet Pup	2.2460	39000.	92	45053	No
115	GOM_NL__2PRFIN20101012_132822_000000452093_00411_45054_8365.N1	12-OCT-2010 13:28:22	Dark	44.500	161	Tau Pup	2.9310	4500.0	89	45054	No
116	GOM_NL__2PRFIN20101012_132944_000000472093_00411_45054_8366.N1	12-OCT-2010 13:29:44	Dark	46.500	2	Alp Car	-0.73600	7000.0	93	45054	No
117	GOM_NL__2PRFIN20101012_133357_000000612093_00411_45054_8367.N1	12-OCT-2010 13:33:57	Dark	60.500	108	Alp Col	2.6520	15200.	121	45054	No
118	GOM_NL__2PRFIN20101012_134145_000000442093_00411_45054_8368.N1	12-OCT-2010 13:41:45	Straylight	43.500	157	The1Eri	2.9060	9300.0	87	45054	No
119	GOM_NL__2PRFIN20101012_140427_000000502093_00411_45054_8369.N1	12-OCT-2010 14:04:27	Bright	50.000	105	6Bet Ari	2.6450	8900.0	100	45054	No
120	GOM_NL__2PRFIN20101012_140739_000000432093_00411_45054_8370.N1	12-OCT-2010 14:07:39	Bright	42.500	53	43Bet And	2.0480	3300.0	85	45054	No
121	GOM_NL__2PRFIN20101012_140938_000000502093_00411_45054_8371.N1	12-OCT-2010 14:09:38	Bright	49.500	173	4Bet Tri	3.0040	8900.0	99	45054	No
122	GOM_NL__2PRFIN20101012_141125_000000492093_00411_45054_8372.N1	12-OCT-2010 14:11:25	Bright	49.000	73	57Gam1And	2.2600	13100.	98	45054	No
123	GOM_NL__2PRFIN20101012_141303_000000402093_00411_45054_8373.N1	12-OCT-2010 14:13:03	Bright	39.500	68	18Alp Cas	2.2250	4500.0	79	45054	No
124	GOM_NL__2PRFIN20101012_141426_000000392093_00411_45054_8374.N1	12-OCT-2010 14:14:26	Bright	38.500	76	27Gam Cas	2.3000	30000.	77	45054	No
125	GOM_NL__2PRFIN20101012_141649_000000442093_00411_45054_8375.N1	12-OCT-2010 14:16:49	Bright	44.000	160	23Gam Per	2.9300	4700.0	88	45054	No
126	GOM_NL__2PRFIN20101012_144148_000000412093_00411_45054_8376.N1	12-OCT-2010 14:41:48	Bright	40.500	166	17Eps Leo	2.9800	6000.0	81	45054	No
127	GOM_NL__2PRFIN20101012_145208_000000502093_00411_45054_8377.N1	12-OCT-2010 14:52:08	Dark	49.500	48	30Alp Hya	1.9770	4100.0	99	45054	No
128	GOM_NL__2PRFIN20101012_150034_000000502093_00411_45054_8378.N1	12-OCT-2010 15:00:34	Dark	50.000	132	15Rho Pup	2.8030	6900.0	100	45054	No
129	GOM_NL__2PRFIN20101012_150348_000000442093_00411_45054_8379.N1	12-OCT-2010 15:03:48	Dark	44.000	70	Zet Pup	2.2460	39000.	88	45054	No
130	GOM_NL__2PRFIN20101012_150858_000000452093_00412_45055_8399.N1	12-OCT-2010 15:08:58	Dark	45.000	161	Tau Pup	2.9310	4500.0	90	45055	No
131	GOM_NL__2PRFIN20101012_151020_000000512093_00412_45055_8400.N1	12-OCT-2010 15:10:20	Dark	50.500	2	Alp Car	-0.73600	7000.0	101	45055	No
132	GOM_NL__2PRFIN20101012_151435_000000682093_00412_45055_8401.N1	12-OCT-2010 15:14:35	Dark	67.500	108	Alp Col	2.6520	15200.	135	45055	No
133	GOM_NL__2PRFIN20101012_152222_000000462093_00412_45055_8402.N1	12-OCT-2010 15:22:22	Straylight	46.000	157	The1Eri	2.9060	9300.0	92	45055	No
134	GOM_NL__2PRFIN20101012_154502_000000492093_00412_45055_8403.N1	12-OCT-2010 15:45:02	Bright	49.000	105	6Bet Ari	2.6450	8900.0	98	45055	No
135	GOM_NL__2PRFIN20101012_154814_000000442093_00412_45055_8404.N1	12-OCT-2010 15:48:14	Bright	44.000	53	43Bet And	2.0480	3300.0	88	45055	No
136	GOM_NL__2PRFIN20101012_155013_000000482093_00412_45055_8405.N1	12-OCT-2010 15:50:13	Bright	48.000	173	4Bet Tri	3.0040	8900.0	96	45055	No
137	GOM_NL__2PRFIN20101012_155200_000000502093_00412_45055_8406.N1	12-OCT-2010 15:52:00	Bright	49.500	73	57Gam1And	2.2600	13100.	99	45055	No
138	GOM_NL__2PRFIN20101012_155338_000000402093_00412_45055_8407.N1	12-OCT-2010 15:53:38	Bright	39.500	68	18Alp Cas	2.2250	4500.0	79	45055	No
139	GOM_NL__2PRFIN20101012_155501_000000382093_00412_45055_8408.N1	12-OCT-2010 15:55:01	Bright	38.000	76	27Gam Cas	2.3000	30000.	76	45055	No
140	GOM_NL__2PRFIN20101012_155724_000000502093_00412_45055_8409.N1	12-OCT-2010 15:57:24	Bright	49.500	160	23Gam Per	2.9300	4700.0	99	45055	No
141	GOM_NL__2PRFIN20101012_162225_000000592093_00412_45055_8410.N1	12-OCT-2010 16:22:25	Bright	59.000	166	17Eps Leo	2.9800	6000.0	118	45055	No
142	GOM_NL__2PRFIN20101012_163245_000000542093_00412_45055_8411.N1	12-OCT-2010 16:32:45	Dark	53.500	48	30Alp Hya	1.9770	4100.0	107	45055	No
143	GOM_NL__2PRFIN20101012_164111_000000552093_00412_45055_8412.N1	12-OCT-2010 16:41:11	Dark	55.000	132	15Rho Pup	2.8030	6900.0	110	45055	No
144	GOM_NL__2PRFIN20101012_164425_000000442093_00412_45055_8413.N1	12-OCT-2010 16:44:25	Dark	44.000	70	Zet Pup	2.2460	39000.	88	45055	No
145	GOM_NL__2PRFIN20101012_164935_000000432093_00413_45056_8423.N1	12-OCT-2010 16:49:35	Dark	43.000	161	Tau Pup	2.9310	4500.0	86	45056	No
146	GOM_NL__2PRFIN20101012_165057_000000482093_00413_45056_8424.N1	12-OCT-2010 16:50:57	Dark	47.500	2	Alp Car	-0.73600	7000.0	95	45056	No
147	GOM_NL__2PRFIN20101012_165512_000000652093_00413_45056_8425.N1	12-OCT-2010 16:55:12	Dark	64.500	108	Alp Col	2.6520	15200.	129	45056	No
148	GOM_NL__2PRFIN20101012_170258_000000462093_00413_45056_8426.N1	12-OCT-2010 17:02:58	Straylight	45.500	157	The1Eri	2.9060	9300.0	91	45056	No
149	GOM_NL__2PRFIN20101012_172537_000000482093_00413_45056_8427.N1	12-OCT-2010 17:25:37	Bright	48.000	105	6Bet Ari	2.6450	8900.0	96	45056	No
150	GOM_NL__2PRFIN20101012_172850_000000452093_00413_45056_8428.N1	12-OCT-2010 17:28:50	Bright	44.500	53	43Bet And	2.0480	3300.0	89	45056	No
151	GOM_NL__2PRFIN20101012_173048_000000512093_00413_45056_8429.N1	12-OCT-2010 17:30:48	Bright	51.000	173	4Bet Tri	3.0040	8900.0	102	45056	No
152	GOM_NL__2PRFIN20101012_173235_000000502093_00413_45056_8430.N1	12-OCT-2010 17:32:35	Bright	49.500	73	57Gam1And	2.2600	13100.	99	45056	No
153	GOM_NL__2PRFIN20101012_173537_000000382093_00413_45056_8431.N1	12-OCT-2010 17:35:37	Bright	38.000	76	27Gam Cas	2.3000	30000.	76	45056	No
154	GOM_NL__2PRFIN20101012_173800_000000492093_00413_45056_8432.N1	12-OCT-2010 17:38:00	Bright	48.500	160	23Gam Per	2.9300	4700.0	97	45056	No
155	GOM_NL__2PRFIN20101012_180301_000000592093_00413_45056_8433.N1	12-OCT-2010 18:03:01	Bright	58.500	166	17Eps Leo	2.9800	6000.0	117	45056	No
156	GOM_NL__2PRFIN20101012_181321_000000492093_00413_45056_8434.N1	12-OCT-2010 18:13:21	Dark	48.500	48	30Alp Hya	1.9770	4100.0	97	45056	No
157	GOM_NL__2PRFIN20101012_182148_000000532093_00413_45056_8435.N1	12-OCT-2010 18:21:48	Dark	52.500	132	15Rho Pup	2.8030	6900.0	105	45056	No
158	GOM_NL__2PRFIN20101012_182502_000000452093_00413_45056_8436.N1	12-OCT-2010 18:25:02	Dark	45.000	70	Zet Pup	2.2460	39000.	90	45056	No
159	GOM_NL__2PRFIN20101012_183012_000000412093_00414_45057_8458.N1	12-OCT-2010 18:30:12	Dark	41.000	161	Tau Pup	2.9310	4500.0	82	45057	No
160	GOM_NL__2PRFIN20101012_183134_000000482093_00414_45057_8459.N1	12-OCT-2010 18:31:34	Dark	48.000	2	Alp Car	-0.73600	7000.0	96	45057	No

161	GOM_NL__2PRFIN20101012_183550_000000642093_00414_45057_8460.N1	12-OCT-2010 18:35:50	Dark	63.500	108	Alp Col	2.6520	15200.	127	45057	No
162	GOM_NL__2PRFIN20101012_184335_000000462093_00414_45057_8461.N1	12-OCT-2010 18:43:35	Straylight	45.500	157	The1Eri	2.9060	9300.0	91	45057	No
163	GOM_NL__2PRFIN20101012_190613_000000482093_00414_45057_8462.N1	12-OCT-2010 19:06:13	Bright	48.000	105	6Bet Ari	2.6450	8900.0	96	45057	No
164	GOM_NL__2PRFIN20101012_190926_000000442093_00414_45057_8463.N1	12-OCT-2010 19:09:26	Bright	43.500	53	43Bet And	2.0480	3300.0	87	45057	No
165	GOM_NL__2PRFIN20101012_191123_000000602093_00414_45057_8464.N1	12-OCT-2010 19:11:23	Bright	60.000	173	4Bet Tri	3.0040	8900.0	120	45057	No
166	GOM_NL__2PRFIN20101012_191310_000000502093_00414_45057_8465.N1	12-OCT-2010 19:13:10	Bright	49.500	73	57Gam1And	2.2600	13100.	99	45057	No
167	GOM_NL__2PRFIN20101012_191613_000000392093_00414_45057_8466.N1	12-OCT-2010 19:16:13	Bright	38.500	76	27Gam Cas	2.3000	30000.	77	45057	No
168	GOM_NL__2PRFIN20101012_191835_000000482093_00414_45057_8467.N1	12-OCT-2010 19:18:35	Bright	48.000	160	23Gam Per	2.9300	4700.0	96	45057	No
169	GOM_NL__2PRFIN20101012_194337_000000402093_00414_45057_8468.N1	12-OCT-2010 19:43:37	Bright	40.000	166	17Eps Leo	2.9800	6000.0	80	45057	No
170	GOM_NL__2PRFIN20101012_195358_000000492093_00414_45057_8469.N1	12-OCT-2010 19:53:58	Dark	49.000	48	30Alp Hya	1.9770	4100.0	98	45057	No
171	GOM_NL__2PRFIN20101012_200225_000000512093_00414_45057_8470.N1	12-OCT-2010 20:02:25	Dark	51.000	132	15Rho Pup	2.8030	6900.0	102	45057	No
172	GOM_NL__2PRFIN20101012_200539_000000442093_00414_45057_8471.N1	12-OCT-2010 20:05:39	Dark	44.000	70	Zet Pup	2.2460	39000.	88	45057	No
173	GOM_NL__2PRFIN20101012_201049_000000452093_00415_45058_8505.N1	12-OCT-2010 20:10:49	Dark	44.500	161	Tau Pup	2.9310	4500.0	89	45058	No
174	GOM_NL__2PRFIN20101012_201211_000000592093_00415_45058_8506.N1	12-OCT-2010 20:12:11	Dark	58.500	2	Alp Car	-0.73600	7000.0	117	45058	No
175	GOM_NL__2PRFIN20101012_201627_000000622093_00415_45058_8507.N1	12-OCT-2010 20:16:27	Dark	61.500	108	Alp Col	2.6520	15200.	123	45058	No
176	GOM_NL__2PRFIN20101012_202411_000000472093_00415_45058_8508.N1	12-OCT-2010 20:24:11	Straylight	47.000	157	The1Eri	2.9060	9300.0	94	45058	No
177	GOM_NL__2PRFIN20101012_204648_000000502093_00415_45058_8509.N1	12-OCT-2010 20:46:48	Bright	49.500	105	6Bet Ari	2.6450	8900.0	99	45058	No
178	GOM_NL__2PRFIN20101012_205001_000000442093_00415_45058_8510.N1	12-OCT-2010 20:50:01	Bright	43.500	53	43Bet And	2.0480	3300.0	87	45058	No
179	GOM_NL__2PRFIN20101012_205158_000000482093_00415_45058_8511.N1	12-OCT-2010 20:51:58	Bright	47.500	173	4Bet Tri	3.0040	8900.0	95	45058	No
180	GOM_NL__2PRFIN20101012_205346_000000482093_00415_45058_8512.N1	12-OCT-2010 20:53:46	Bright	47.500	73	57Gam1And	2.2600	13100.	95	45058	No
181	GOM_NL__2PRFIN20101012_205649_000000392093_00415_45058_8513.N1	12-OCT-2010 20:56:49	Bright	38.500	76	27Gam Cas	2.3000	30000.	77	45058	No
182	GOM_NL__2PRFIN20101012_205910_000000452093_00415_45058_8514.N1	12-OCT-2010 20:59:10	Bright	45.000	160	23Gam Per	2.9300	4700.0	90	45058	No
183	GOM_NL__2PRFIN20101012_212413_000000402093_00415_45058_8515.N1	12-OCT-2010 21:24:13	Bright	40.000	166	17Eps Leo	2.9800	6000.0	80	45058	No
184	GOM_NL__2PRFIN20101012_213434_000000512093_00415_45058_8516.N1	12-OCT-2010 21:34:34	Dark	51.000	48	30Alp Hya	1.9770	4100.0	102	45058	No
185	GOM_NL__2PRFIN20101012_214302_000000492093_00415_45058_8517.N1	12-OCT-2010 21:43:02	Dark	49.000	132	15Rho Pup	2.8030	6900.0	98	45058	No
186	GOM_NL__2PRFIN20101012_214616_000000452093_00415_45058_8518.N1	12-OCT-2010 21:46:16	Dark	44.500	70	Zet Pup	2.2460	39000.	89	45058	No
187	GOM_NL__2PRFIN20101012_215126_000000442093_00416_45059_8521.N1	12-OCT-2010 21:51:26	Dark	43.500	161	Tau Pup	2.9310	4500.0	87	45059	No
188	GOM_NL__2PRFIN20101012_215247_000000462093_00416_45059_8522.N1	12-OCT-2010 21:52:47	Dark	45.500	2	Alp Car	-0.73600	7000.0	91	45059	No
189	GOM_NL__2PRFIN20101012_215705_000000642093_00416_45059_8523.N1	12-OCT-2010 21:57:05	Dark	64.000	108	Alp Col	2.6520	15200.	128	45059	No
190	GOM_NL__2PRFIN20101012_220448_000000462093_00416_45059_8524.N1	12-OCT-2010 22:04:48	Straylight	45.500	157	The1Eri	2.9060	9300.0	91	45059	No
191	GOM_NL__2PRFIN20101012_222723_000000492093_00416_45059_8525.N1	12-OCT-2010 22:27:23	Bright	48.500	105	6Bet Ari	2.6450	8900.0	97	45059	No
192	GOM_NL__2PRFIN20101012_223037_000000422093_00416_45059_8526.N1	12-OCT-2010 22:30:37	Bright	41.500	53	43Bet And	2.0480	3300.0	83	45059	No
193	GOM_NL__2PRFIN20101012_223234_000000492093_00416_45059_8527.N1	12-OCT-2010 22:32:34	Bright	49.000	173	4Bet Tri	3.0040	8900.0	98	45059	No
194	GOM_NL__2PRFIN20101012_223421_000000472093_00416_45059_8528.N1	12-OCT-2010 22:34:21	Bright	47.000	73	57Gam1And	2.2600	13100.	94	45059	No
195	GOM_NL__2PRFIN20101012_223724_000000392093_00416_45059_8529.N1	12-OCT-2010 22:37:24	Bright	39.000	76	27Gam Cas	2.3000	30000.	78	45059	No
196	GOM_NL__2PRFIN20101012_223945_000000492093_00416_45059_8530.N1	12-OCT-2010 22:39:45	Bright	48.500	160	23Gam Per	2.9300	4700.0	97	45059	No
197	GOM_NL__2PRFIN20101012_230449_000000402093_00416_45059_8531.N1	12-OCT-2010 23:04:49	Bright	40.000	166	17Eps Leo	2.9800	6000.0	80	45059	No
198	GOM_NL__2PRFIN20101012_231511_000000522093_00416_45059_8532.N1	12-OCT-2010 23:15:11	Dark	51.500	48	30Alp Hya	1.9770	4100.0	103	45059	No
199	GOM_NL__2PRFIN20101012_232652_000000442093_00416_45059_8533.N1	12-OCT-2010 23:26:52	Dark	44.000	70	Zet Pup	2.2460	39000.	88	45059	No
200	GOM_NL__2PRFIN20101012_233202_000000432093_00417_45060_8533.N1	12-OCT-2010 23:32:02	Dark	43.000	161	Tau Pup	2.9310	4500.0	86	45060	No
201	GOM_NL__2PRFIN20101012_233324_000000452093_00417_45060_8534.N1	12-OCT-2010 23:33:24	Dark	44.500	2	Alp Car	-0.73600	7000.0	89	45060	No
202	GOM_NL__2PRFIN20101012_233742_000000622093_00417_45060_8535.N1	12-OCT-2010 23:37:42	Dark	62.000	108	Alp Col	2.6520	15200.	124	45060	No
203	GOM_NL__2PRFIN20101012_234524_000000462093_00417_45060_8536.N1	12-OCT-2010 23:45:24	Straylight	45.500	157	The1Eri	2.9060	9300.0	91	45060	No

3. Quality information per product

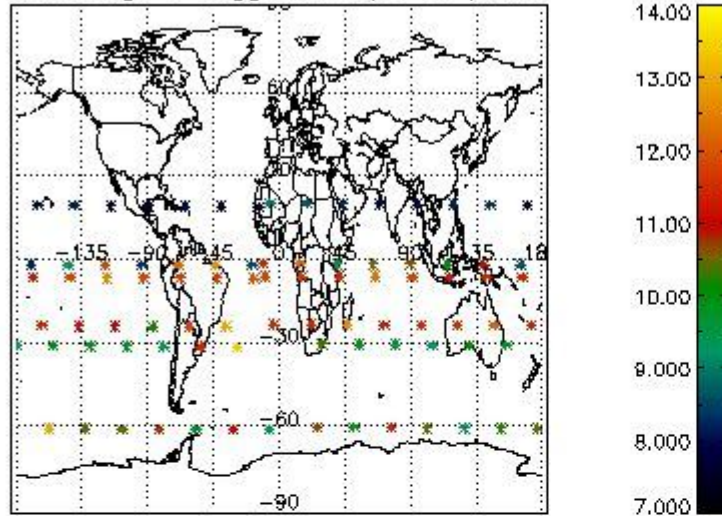
In this section it is plotted some information contained in the Quality Summary data set of the level 2 products. Only products in dark limb conditions and without errors (error flag in the MPH set to "0") are used.

3.1 Plot quality information per product (time dependant)

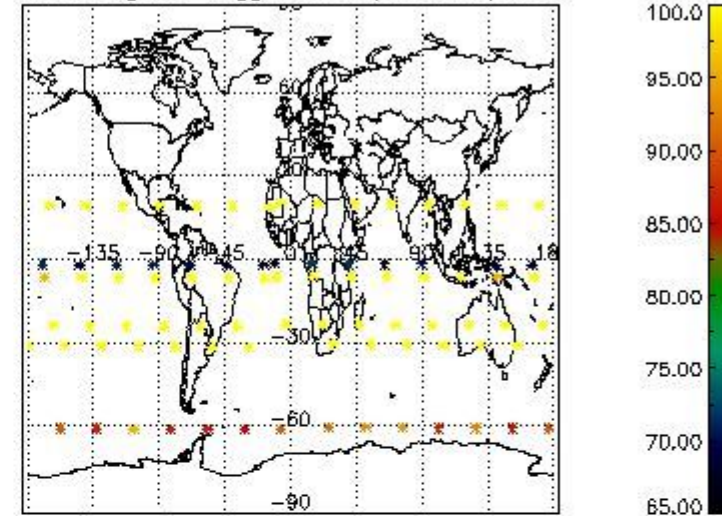


3.2 Plot quality information per product (world map)

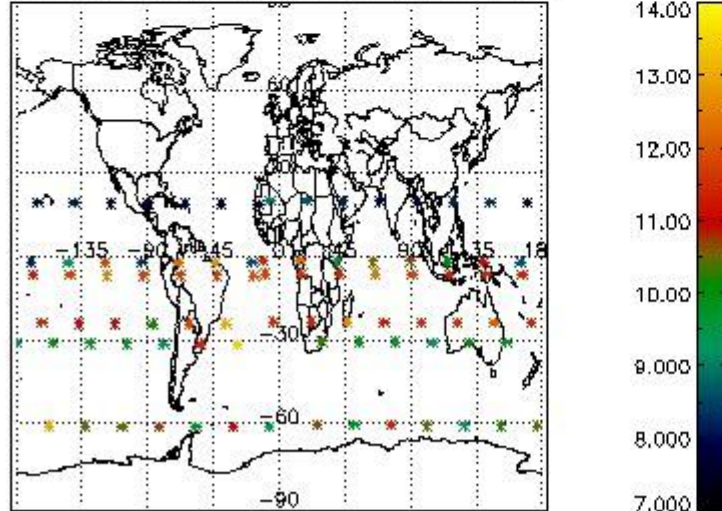
Percentage of flagged data per O3 profile



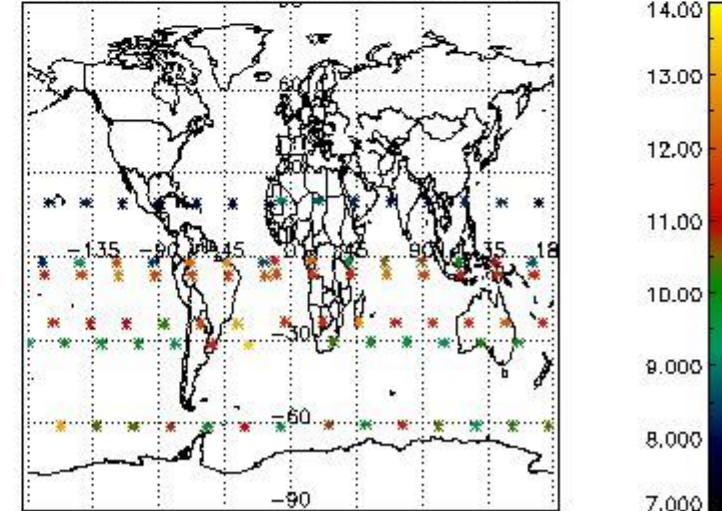
Percentage of flagged data per H2O profile



Percentage of flagged data per NO2 profile



Percentage of flagged data per NO3 profile

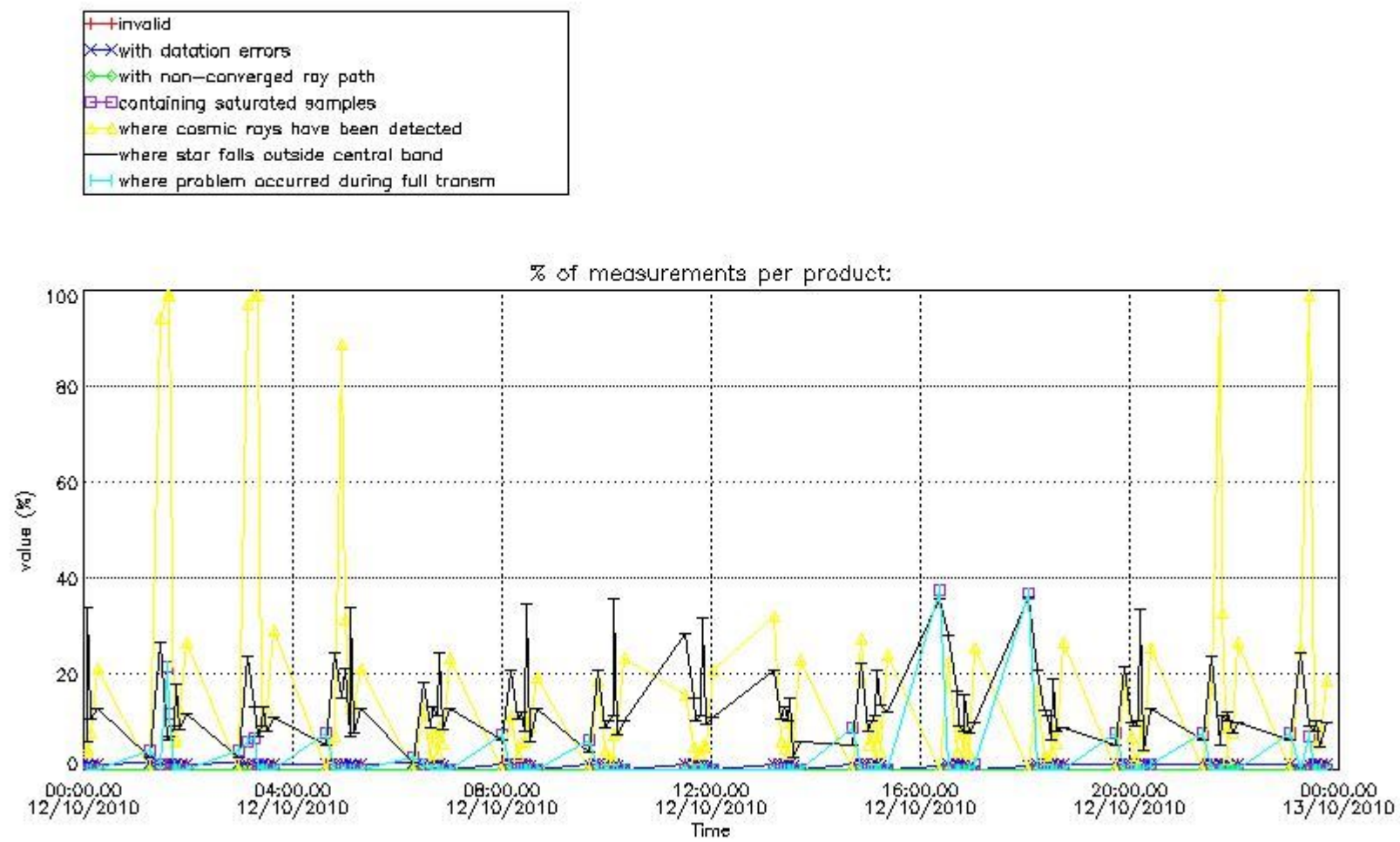


4. Level 1 quality information per product

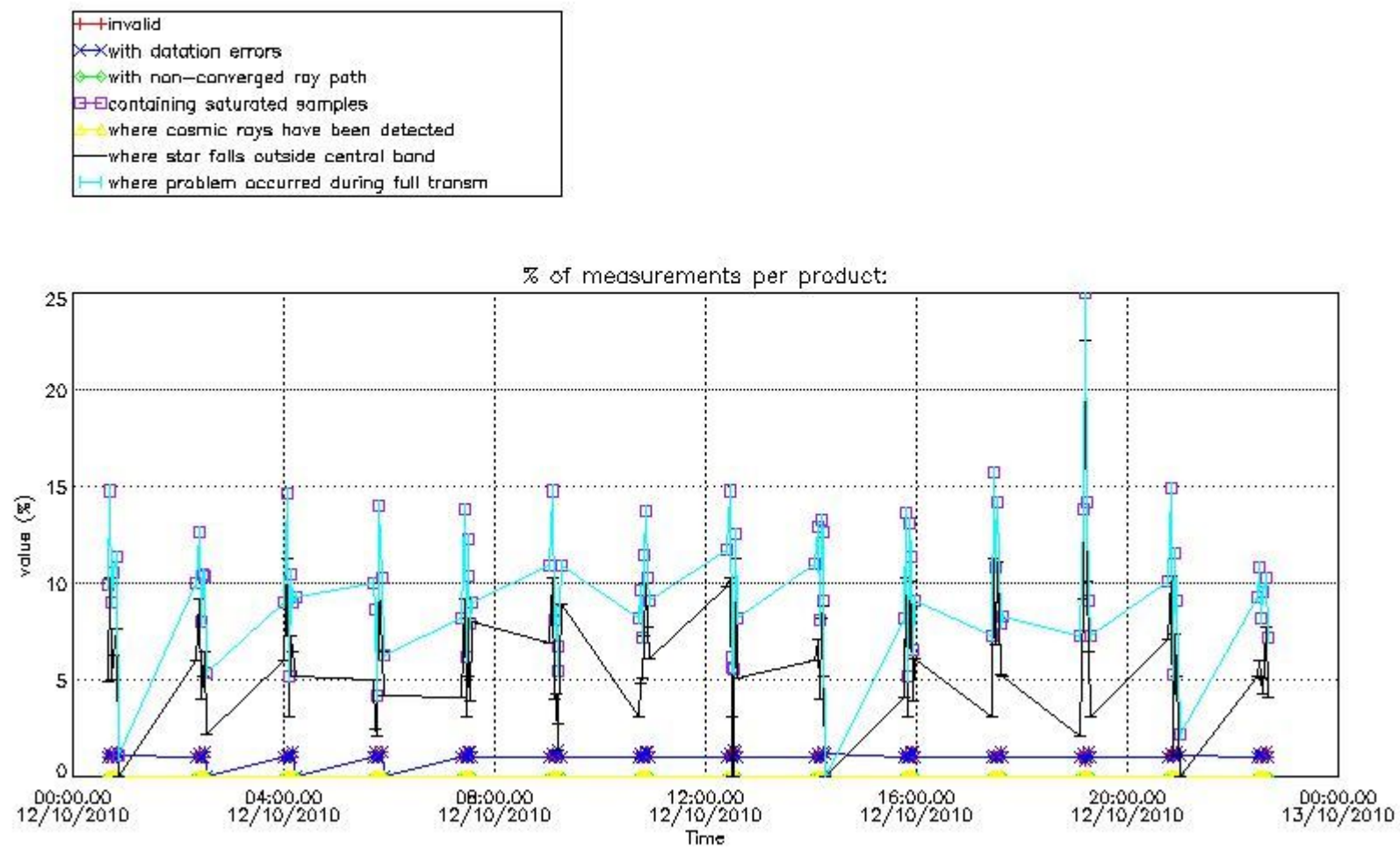
In this section it is plotted some information contained in the Quality Summary data set of the level 2 products that comes from the level 1b processing. Products without errors (error flag in the MPH set to "0") are used.

4.1 Plot quality information per product (time dependant) coming from level 1b processing

4.1.1 Plot level 1 quality information per product (time dependant): ENVISAT ASCENDING passes

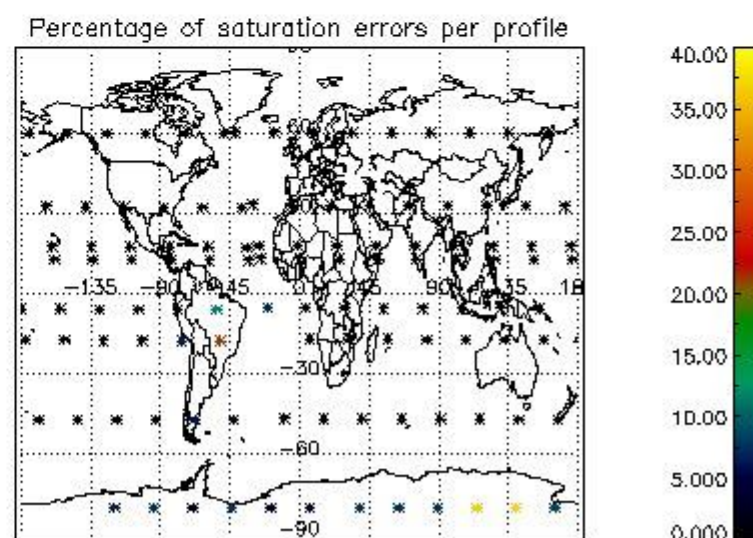
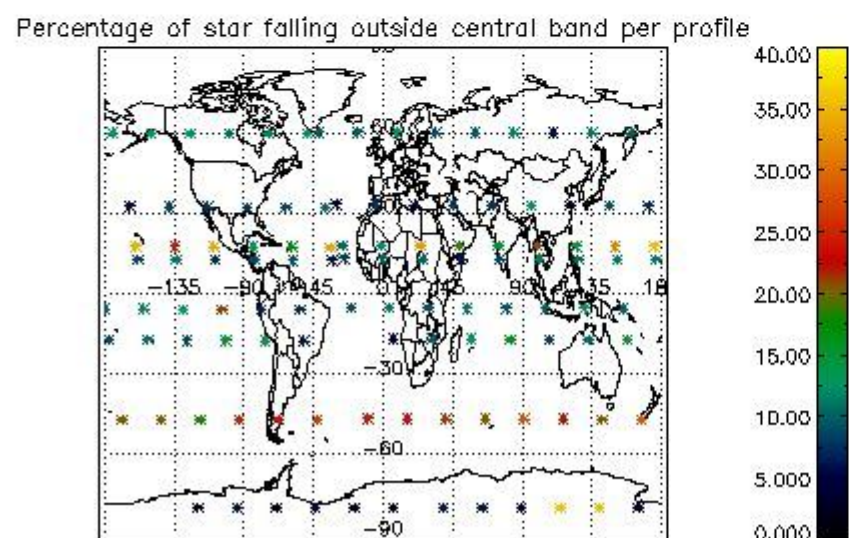
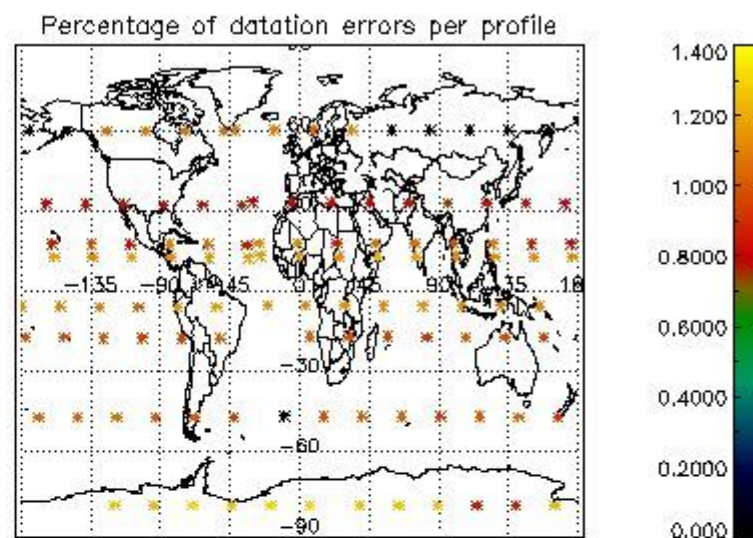
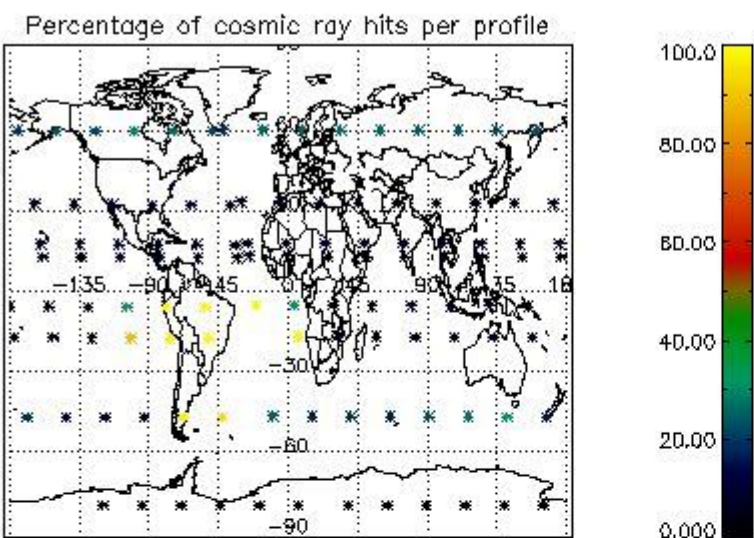


4.1.2 Plot level 1 quality information per product (time dependant): ENVI SAT DESCENDING passes

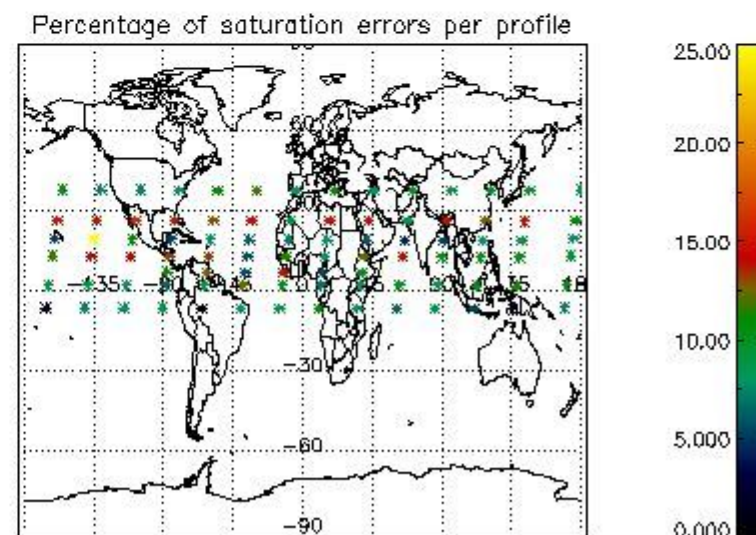
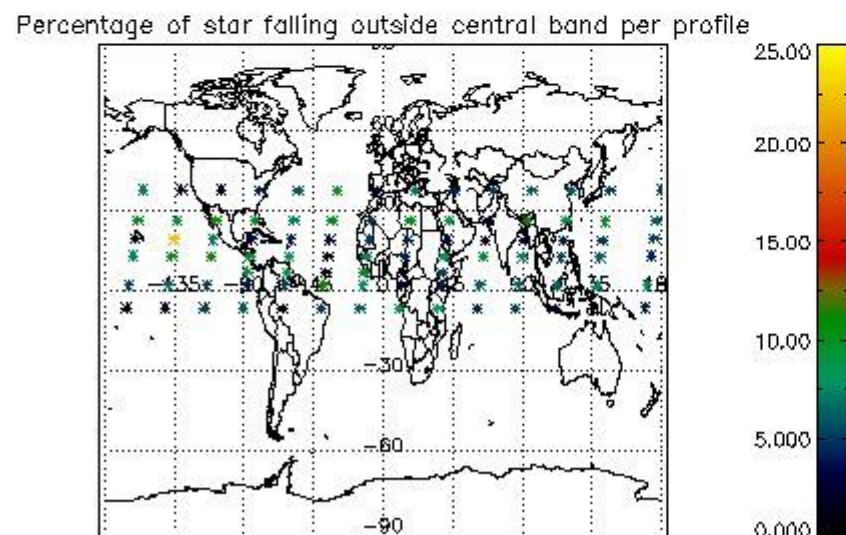
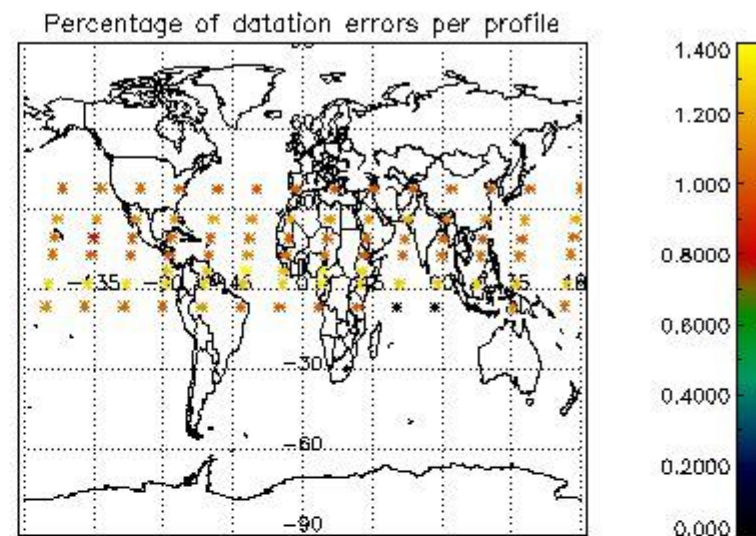
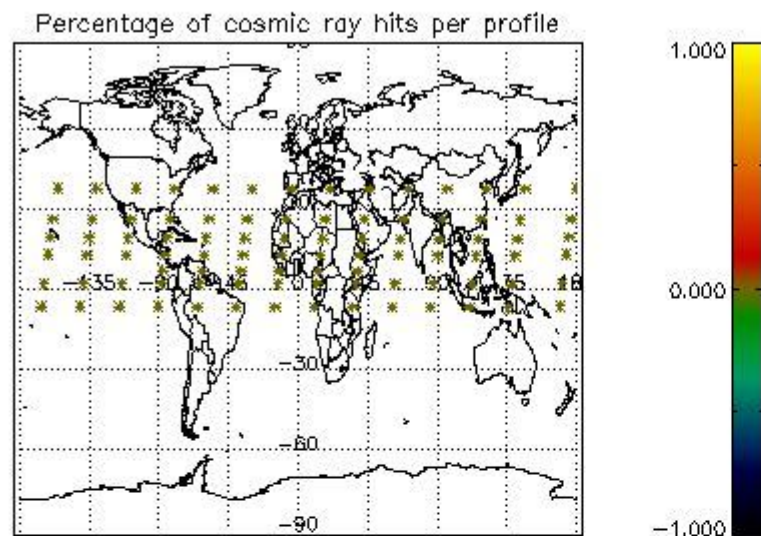


4.2 Plot quality information per product coming from level 1b processing (world map)

4.2.1 Plot level 1 quality information per product (world map): ENVISAT ASCENDING passes



4.2.2 Plot level 1 quality information per product (world map): ENVISAT DESCENDING passes



5. Trace gas profiles

5.1 Ozone statistics based on quality of products

The final quality of the products can be "measured" using the STD (Standard Deviation) attached to every point profile. This information is written to the parameter GOM_NL__2P/NL_LOCAL_SPECIES_DENSITY/o3_std of the level 2 products. The table below shows the statistics for given STD ranges.

The statistics are given with respect to the overall valid production:

- Products without fatal errors: GOM_NL__2P/MPH/PRODUCT_ERR=0
- Valid point profile: GOM_NL__2P/NL_LOCAL_SPECIES_DENSITY/pcd(0)=0

The 'Criteria' is applied to valid points of dark limb products:

- Products in dark limb illumination condition: GOM_NL__2P/NL_SUMMARY_QUALITY/obs_ill_cond=0
- Products without fatal errors: GOM_NL__2P/MPH/PRODUCT_ERR=0
- Valid point profile: GOM_NL__2P/NL_LOCAL_SPECIES_DENSITY/pcd(0)=0

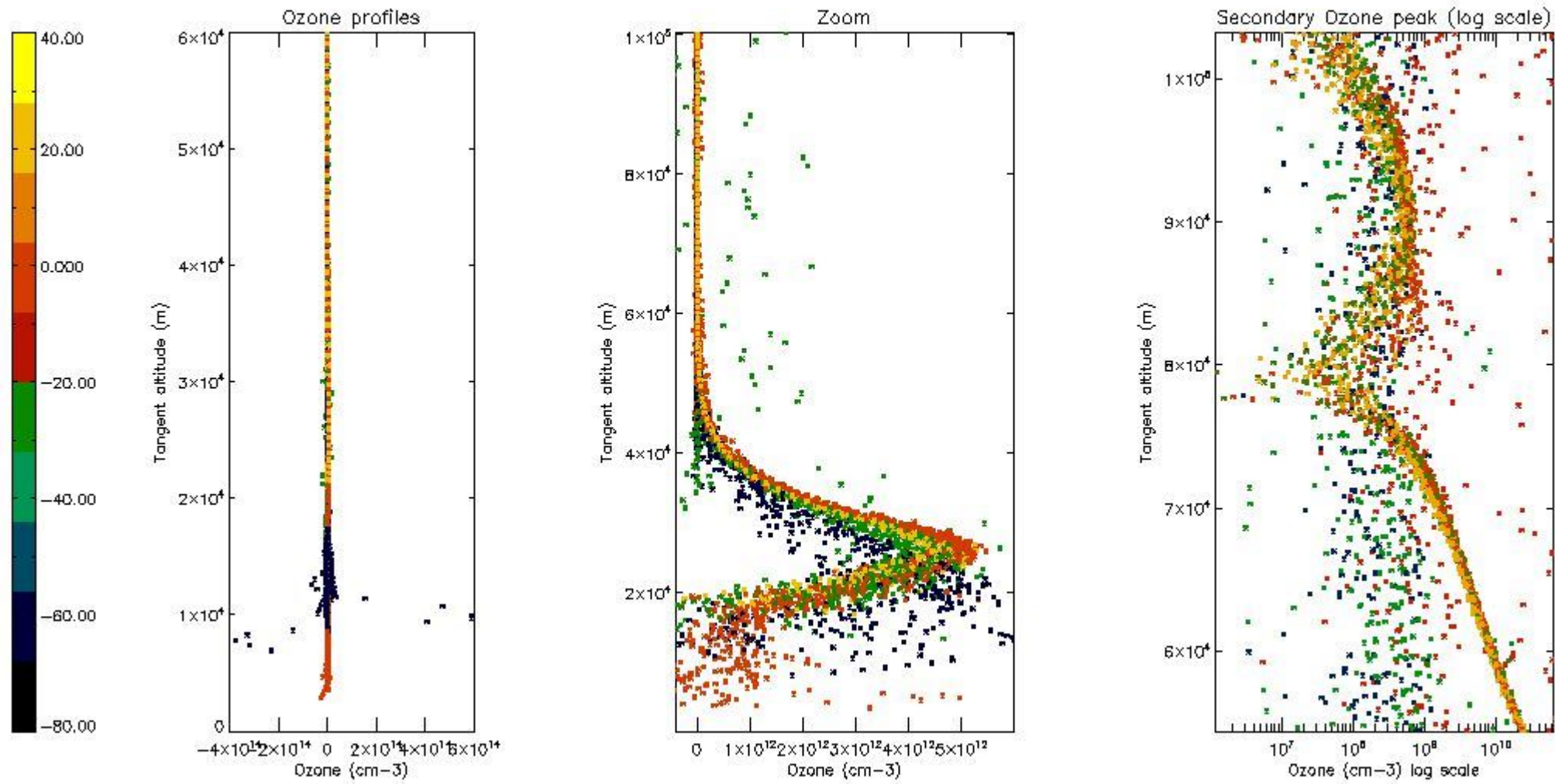
So, the table below shows the percentage of dark limb and valid observations for each criteria with respect to the overall valid daily observations.

Criteria	% of total production
All STD	46
STD < 20	22

STD < 10	17
STD < 5	12

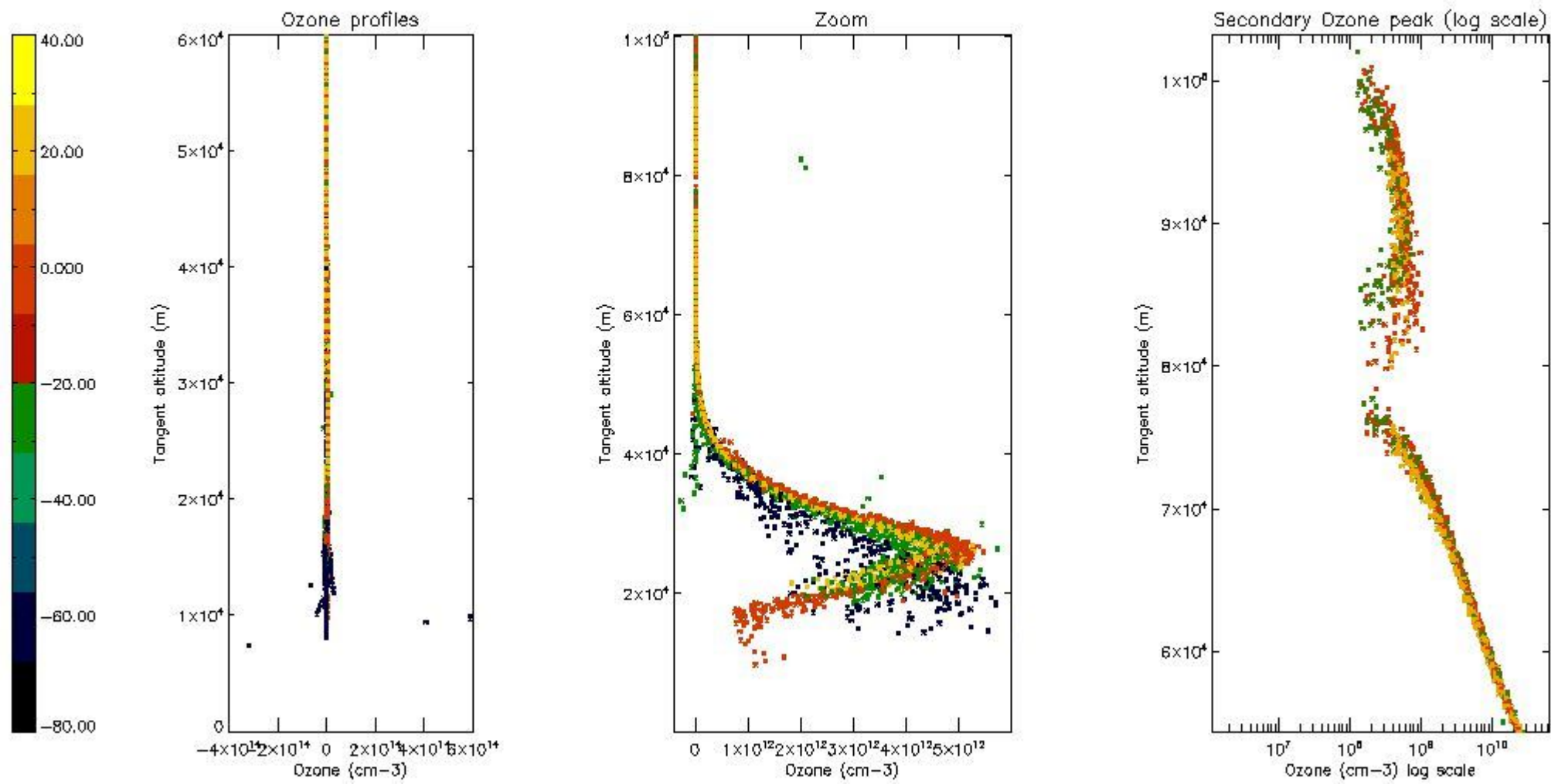
5.2 Plot ozone profiles for all STD (dark without errors)

The colorbar represents the latitude.



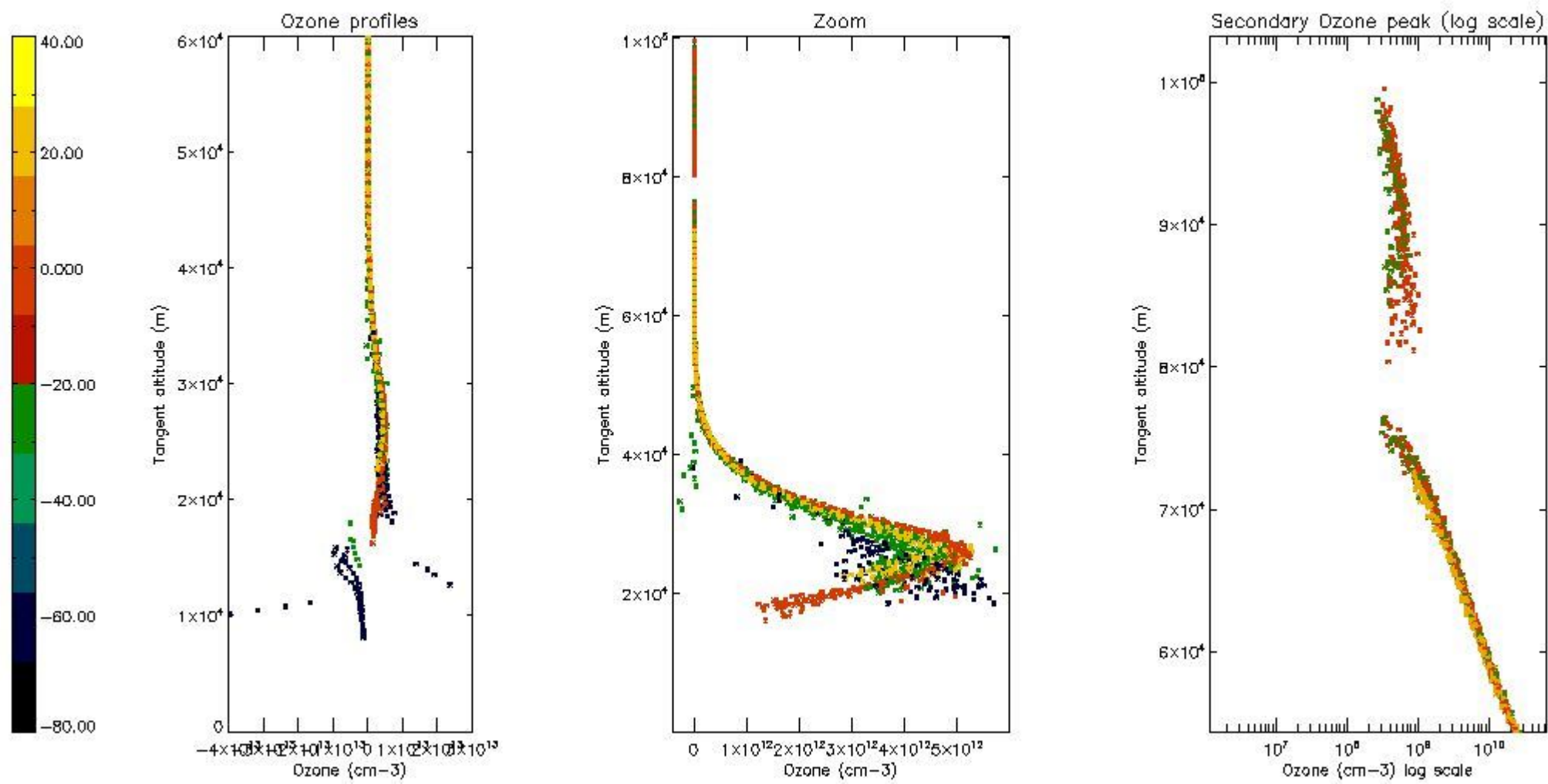
5.3 Plot ozone profiles where STD < 20% (dark without errors)

The colorbar represents the latitude.



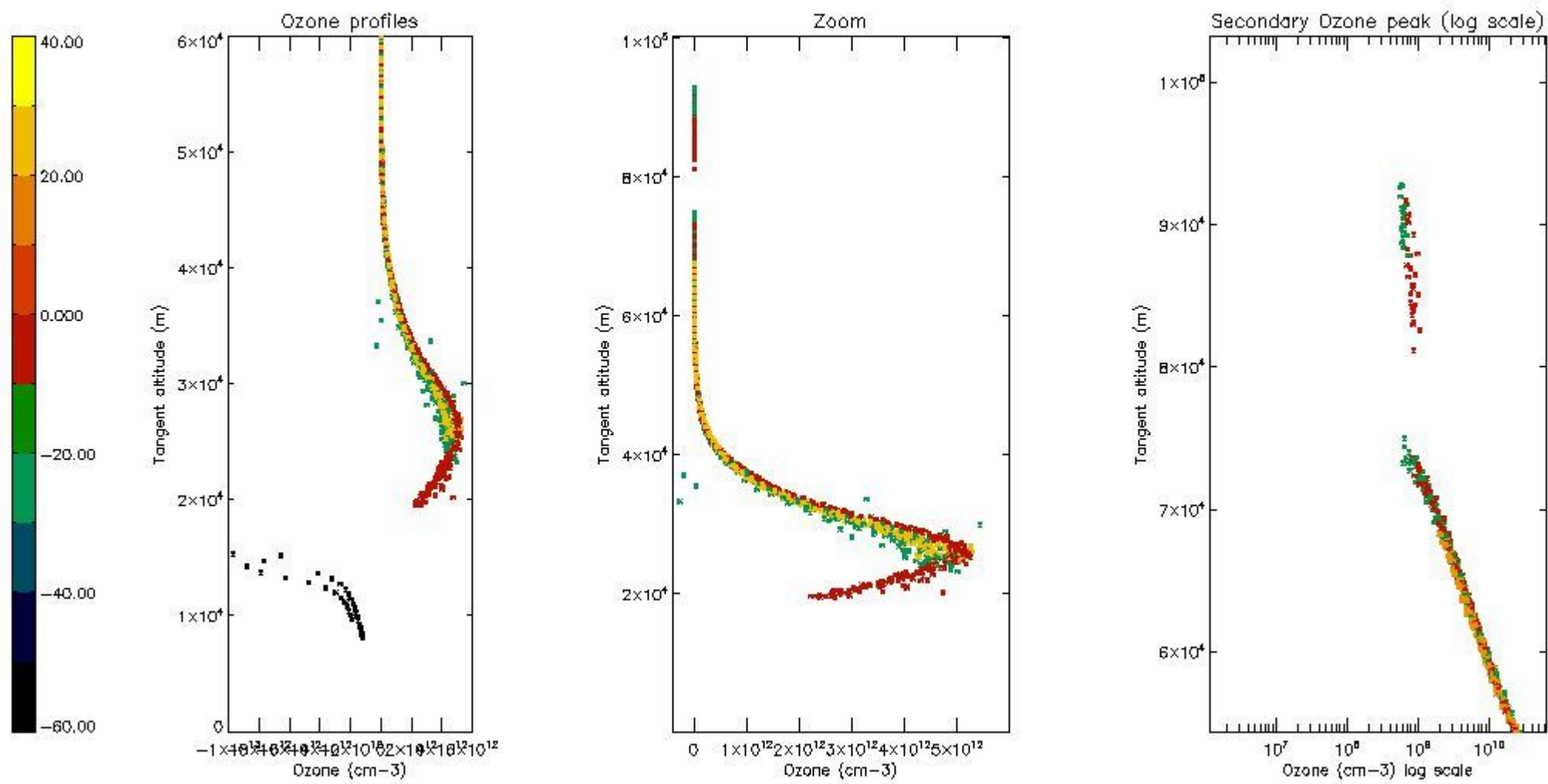
5.4 Plot ozone profiles where $STD < 10\%$ (dark without errors)

The colorbar represents the latitude.



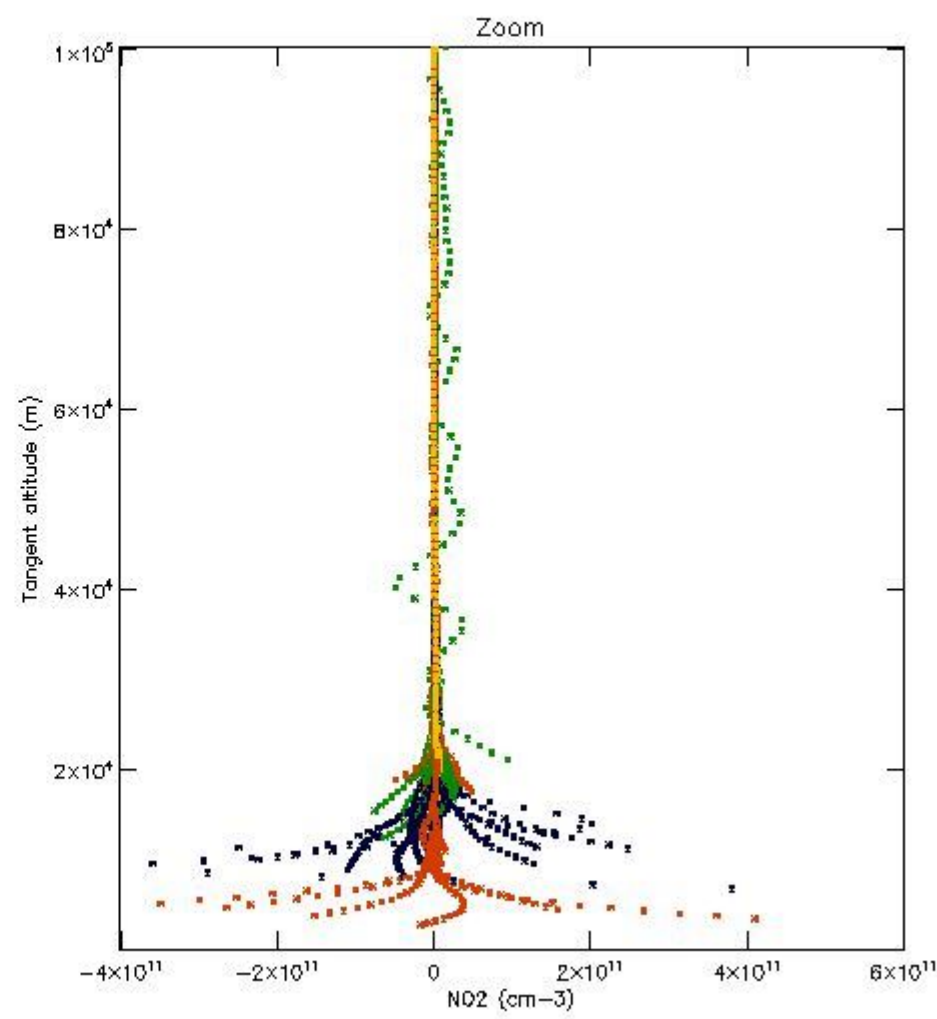
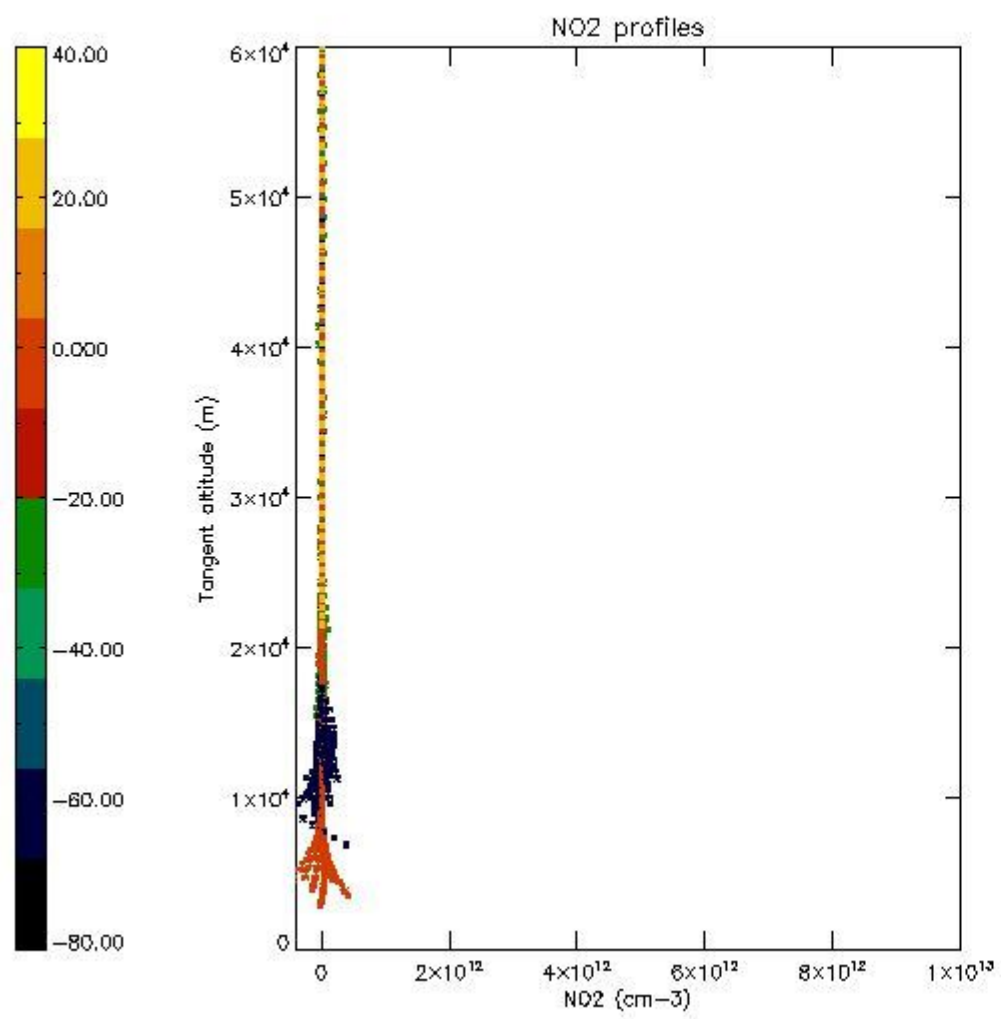
5.5 Plot ozone profiles where STD < 5% (dark without errors)

The colorbar represents the latitude.



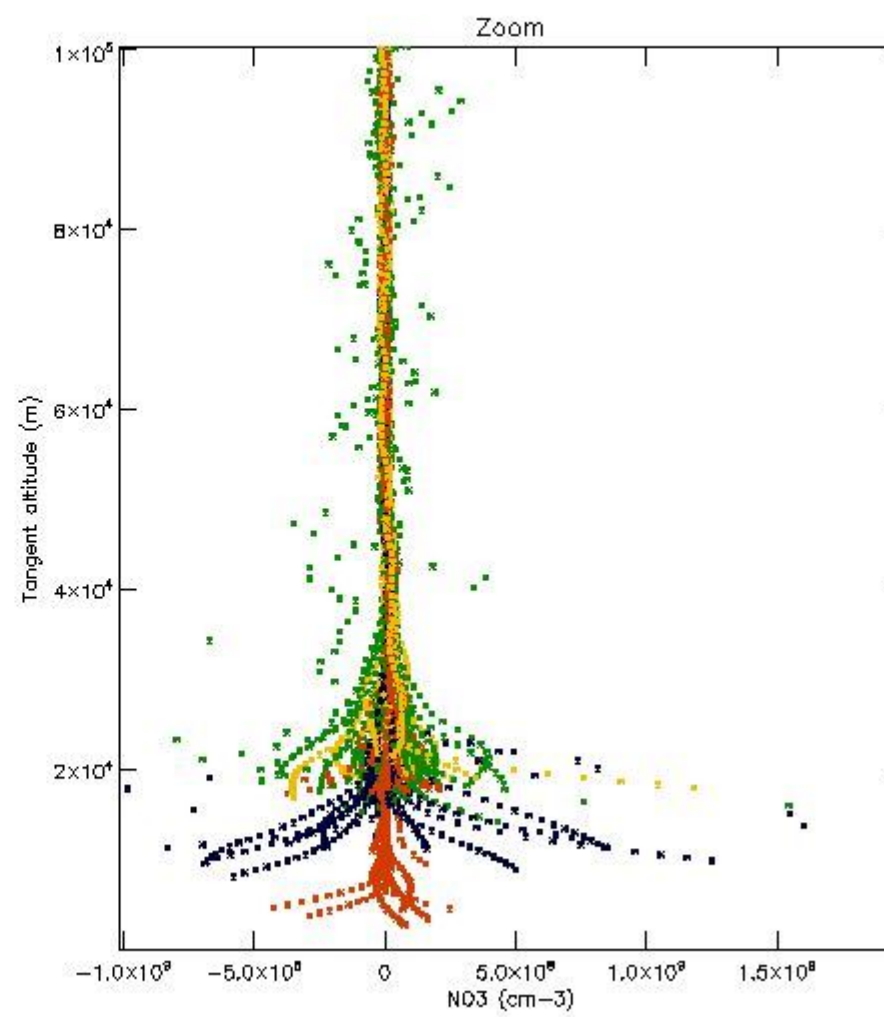
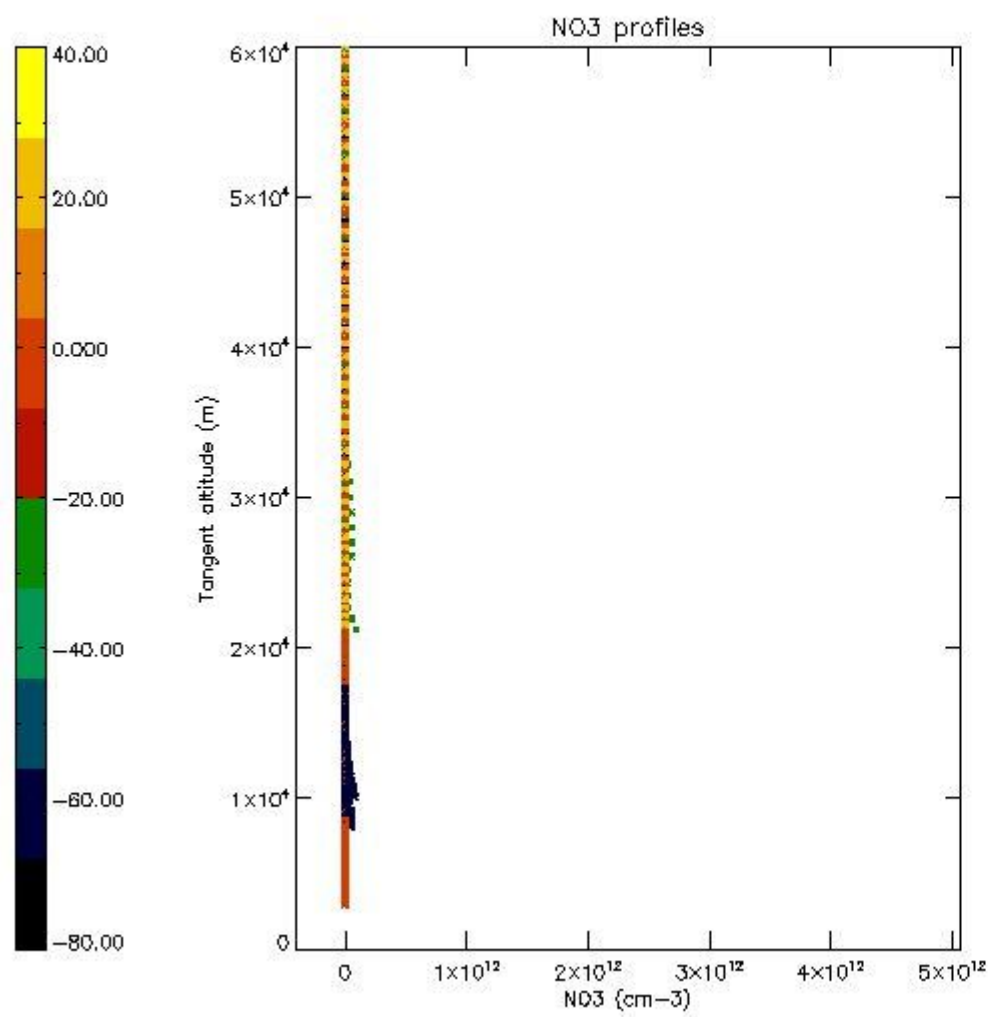
5.6 Plot NO₂ profiles for all STD (dark without errors)

The colorbar represents the latitude.



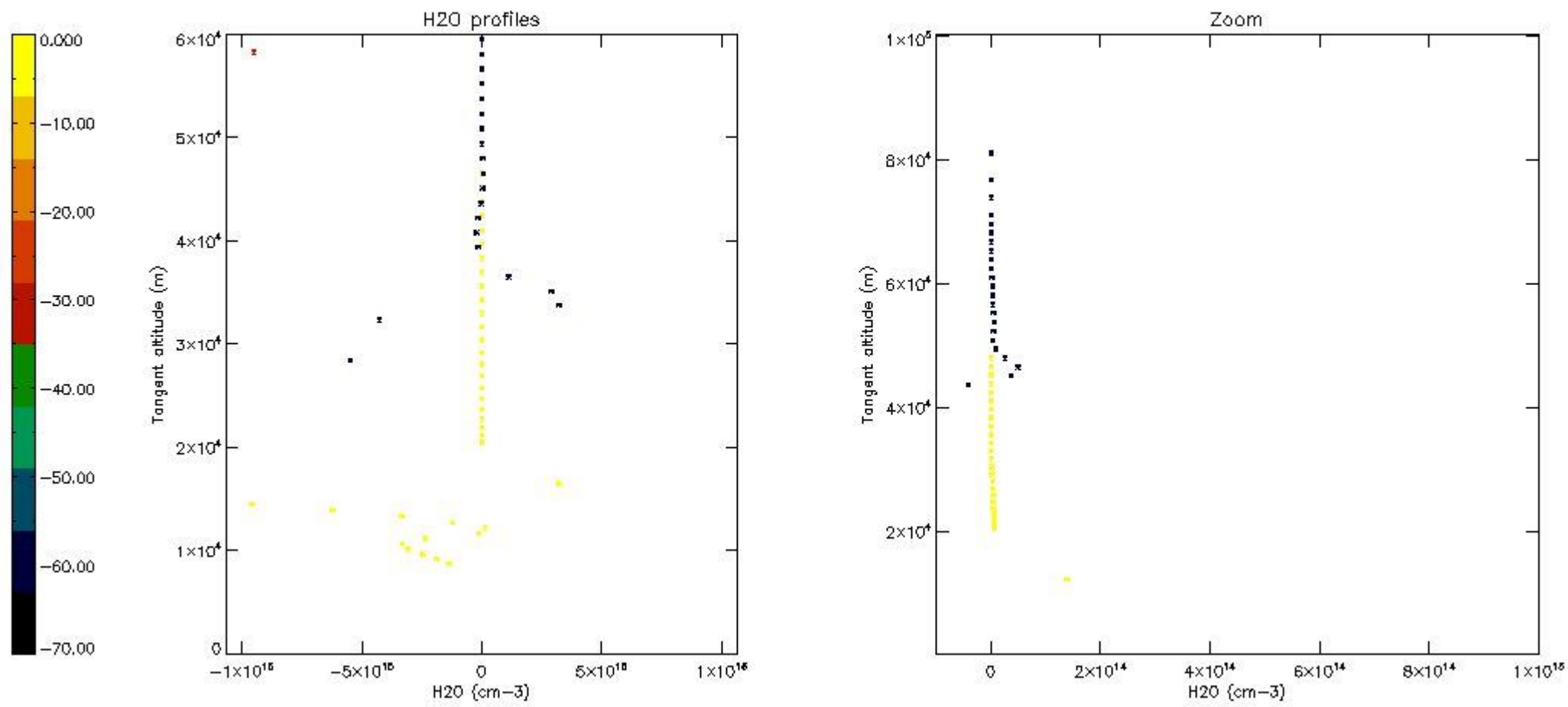
5.7 Plot NO3 profiles for all STD (dark without errors)

The colorbar represents the latitude.



5.8 Plot H₂O profiles for all STD (only for occultations of stars 1,2,3,4,13,14,16,26,63 dark without errors)

The colorbar represents the latitude.



6. Auxiliary Data Files used for the production reported in section 2

The number reported in the third column indicates since which file (see list in section 2) the corresponding auxiliary file has been used. The fourth column is the date of those product files.

Type	Auxiliary Filename	Used since product	Used since product date
INST_PHYS_CHARACTERISTICS	GOM_INS_AXVIEC20091111_143220_20030716_120000_20500101_000000	1	12-OCT-2010 00:03:28
LEVEL-2_PROC_CONFIG	GOM_PR2_AXVIEC20091111_152718_20020301_000000_20500101_000000	1	12-OCT-2010 00:03:28
CROSS_SECTIONS_FILE	GOM_CRS_AXVIEC20091111_154832_20020301_000000_20500101_000000	1	12-OCT-2010 00:03:28

GOMOS Level 2 Daily Report

SUMMARY

[1. General Info](#)

[2. Summary of processed GOM_NL_2P products](#)

[3. Level 2 Quality information per product](#)

[3.1 Plot of level 2 quality information per product \(time dependant\)](#)

[3.2 Plot of level 2 quality information per product \(world map\)](#)

[4. Level 1 Quality information per product \(stored on level 2 products\)](#)

[4.1 Plot of level 1 quality information per product \(time dependant\)](#)

[4.1.1 Plot of level 1 quality information per product \(time dependant\): ASCENDING](#)

[4.1.2 Plot of level 1 quality information per product \(time dependant\): DESCENDING](#)

[4.2 Plot of level 1 quality information per product \(world map\)](#)

[4.2.1 Plot of level 1 quality information per product \(world map\): ASCENDING](#)

[4.2.2 Plot of level 1 quality information per product \(world map\): DESCENDING](#)

[5. Ozone profiles based on quality statistics and other trace gas profiles](#)

[5.1 Ozone statistics based on quality of products](#)

[5.2 Plot ozone profiles for all STD \(dark without errors\)](#)

[5.3 Plot ozone profiles where STD < 20% \(dark without errors\)](#)

[5.4. Plot ozone profiles where STD < 10% \(dark without errors\)](#)

[5.5. Plot ozone profiles where STD < 5% \(dark without errors\)](#)

[5.6 Plot NO2 profiles for all STD \(dark without errors\)](#)

[5.7 Plot NO3 profiles for all STD \(dark without errors\)](#)

[5.8 Plot H2O profiles \(only for occultations of stars 1,2,3,4,13,14,16,26,63 dark without errors\) for all STD](#)

[6. Auxiliary Data Files used for the production reported in section 2](#)

This report presents the daily analysis on parameters extracted from GOMOS level 2 data (GOM_NL__2P). It is intended to monitor some important parameters that will impact the quality of these products. A list of level 2 products (and content) that have arrived during the reporting day to the PCF is also given.

Item	Value
Time of report generation	29APR2013 15:53:18
Data source version	GOMOS/6.01
Start time of products	12-10-2010 (12OCT2010 00:00:00)
Stop time of products	13-10-2010 (13OCT2010 00:00:00)
Store outputs in DB	Yes
Nb of level 2 prods	203
Nb of prods with errors	0

2. Summary of processed GOM_NL__2P products.

Nr	Filename	UTC Start time	Limb	Duration	Star Id	Star Name	Star Mag	Star Temp	Nb Meas	Orbit	Prod. error
1	GOM_NL__2PRFIN20101012_000328_000000432093_00403_45046_8177.N1	12-OCT-2010 00:03:28	Dark	42.500	161	Tau Pup	2.9310	4500.0	85	45046	No
2	GOM_NL__2PRFIN20101012_000450_000000592093_00403_45046_8178.N1	12-OCT-2010 00:04:50	Dark	59.000	2	Alp Car	-0.73600	7000.0	118	45046	No
3	GOM_NL__2PRFIN20101012_000858_000000662093_00403_45046_8179.N1	12-OCT-2010 00:08:58	Dark	66.000	108	Alp Col	2.6520	15200.	132	45046	No
4	GOM_NL__2PRFIN20101012_001653_000000482093_00403_45046_8180.N1	12-OCT-2010 00:16:53	Straylight	47.500	157	The1Eri	2.9060	9300.0	95	45046	No
5	GOM_NL__2PRFIN20101012_003945_000000512093_00403_45046_8181.N1	12-OCT-2010 00:39:45	Bright	50.500	105	6Bet Ari	2.6450	8900.0	101	45046	No
6	GOM_NL__2PRFIN20101012_004255_000000442093_00403_45046_8182.N1	12-OCT-2010 00:42:55	Bright	44.000	53	43Bet And	2.0480	3300.0	88	45046	No
7	GOM_NL__2PRFIN20101012_004457_000000502093_00403_45046_8183.N1	12-OCT-2010 00:44:57	Bright	50.000	173	4Bet Tri	3.0040	8900.0	100	45046	No
8	GOM_NL__2PRFIN20101012_004643_000000482093_00403_45046_8184.N1	12-OCT-2010 00:46:43	Bright	47.500	73	57Gam1And	2.2600	13100.	95	45046	No
9	GOM_NL__2PRFIN20101012_004940_000000402093_00403_45046_8185.N1	12-OCT-2010 00:49:40	Bright	39.500	76	27Gam Cas	2.3000	30000.	79	45046	No
10	GOM_NL__2PRFIN20101012_005208_000000452093_00403_45046_8186.N1	12-OCT-2010 00:52:08	Bright	45.000	160	23Gam Per	2.9300	4700.0	90	45046	No
11	GOM_NL__2PRFIN20101012_011659_000000392093_00403_45046_8187.N1	12-OCT-2010 01:16:59	Bright	38.500	166	17Eps Leo	2.9800	6000.0	77	45046	No
12	GOM_NL__2PRFIN20101012_012716_000000532093_00403_45046_8188.N1	12-OCT-2010 01:27:16	Dark	53.000	48	30Alp Hya	1.9770	4100.0	106	45046	No
13	GOM_NL__2PRFIN20101012_013537_000000492093_00403_45046_8189.N1	12-OCT-2010 01:35:37	Dark	49.000	132	15Rho Pup	2.8030	6900.0	98	45046	No
14	GOM_NL__2PRFIN20101012_013854_000000432093_00403_45046_8190.N1	12-OCT-2010 01:38:54	Dark	43.000	70	Zet Pup	2.2460	39000.	86	45046	No
15	GOM_NL__2PRFIN20101012_014404_000000442093_00404_45047_8187.N1	12-OCT-2010 01:44:04	Dark	43.500	161	Tau Pup	2.9310	4500.0	87	45047	No
16	GOM_NL__2PRFIN20101012_014527_000000482093_00404_45047_8188.N1	12-OCT-2010 01:45:27	Dark	48.000	2	Alp Car	-0.73600	7000.0	96	45047	No
17	GOM_NL__2PRFIN20101012_014936_000000652093_00404_45047_8189.N1	12-OCT-2010 01:49:36	Dark	64.500	108	Alp Col	2.6520	15200.	129	45047	No
18	GOM_NL__2PRFIN20101012_015730_000000472093_00404_45047_8190.N1	12-OCT-2010 01:57:30	Straylight	47.000	157	The1Eri	2.9060	9300.0	94	45047	No
19	GOM_NL__2PRFIN20101012_022020_000000502093_00404_45047_8191.N1	12-OCT-2010 02:20:20	Bright	50.000	105	6Bet Ari	2.6450	8900.0	100	45047	No
20	GOM_NL__2PRFIN20101012_022330_000000442093_00404_45047_8192.N1	12-OCT-2010 02:23:30	Bright	43.500	53	43Bet And	2.0480	3300.0	87	45047	No
21	GOM_NL__2PRFIN20101012_022532_000000502093_00404_45047_8193.N1	12-OCT-2010 02:25:32	Bright	50.000	173	4Bet Tri	3.0040	8900.0	100	45047	No
22	GOM_NL__2PRFIN20101012_022718_000000482093_00404_45047_8194.N1	12-OCT-2010 02:27:18	Bright	48.000	73	57Gam1And	2.2600	13100.	96	45047	No
23	GOM_NL__2PRFIN20101012_023016_000000392093_00404_45047_8195.N1	12-OCT-2010 02:30:16	Bright	38.500	76	27Gam Cas	2.3000	30000.	77	45047	No
24	GOM_NL__2PRFIN20101012_023244_000000472093_00404_45047_8196.N1	12-OCT-2010 02:32:44	Bright	46.500	160	23Gam Per	2.9300	4700.0	93	45047	No
25	GOM_NL__2PRFIN20101012_025736_000000392093_00404_45047_8197.N1	12-OCT-2010 02:57:36	Bright	38.500	166	17Eps Leo	2.9800	6000.0	77	45047	No
26	GOM_NL__2PRFIN20101012_030752_000000512093_00404_45047_8198.N1	12-OCT-2010 03:07:52	Dark	50.500	48	30Alp Hya	1.9770	4100.0	101	45047	No
27	GOM_NL__2PRFIN20101012_031614_000000532093_00404_45047_8199.N1	12-OCT-2010 03:16:14	Dark	53.000	132	15Rho Pup	2.8030	6900.0	106	45047	No
28	GOM_NL__2PRFIN20101012_031931_000000432093_00404_45047_8200.N1	12-OCT-2010 03:19:31	Dark	43.000	70	Zet Pup	2.2460	39000.	86	45047	No
29	GOM_NL__2PRFIN20101012_032441_000000442093_00405_45048_8217.N1	12-OCT-2010 03:24:41	Dark	43.500	161	Tau Pup	2.9310	4500.0	87	45048	No
30	GOM_NL__2PRFIN20101012_032603_000000462093_00405_45048_8218.N1	12-OCT-2010 03:26:03	Dark	45.500	2	Alp Car	-0.73600	7000.0	91	45048	No
31	GOM_NL__2PRFIN20101012_033013_000000642093_00405_45048_8219.N1	12-OCT-2010 03:30:13	Dark	63.500	108	Alp Col	2.6520	15200.	127	45048	No
32	GOM_NL__2PRFIN20101012_033806_000000472093_00405_45048_8220.N1	12-OCT-2010 03:38:06	Straylight	46.500	157	The1Eri	2.9060	9300.0	93	45048	No
33	GOM_NL__2PRFIN20101012_040055_000000502093_00405_45048_8221.N1	12-OCT-2010 04:00:55	Bright	50.000	105	6Bet Ari	2.6450	8900.0	100	45048	No
34	GOM_NL__2PRFIN20101012_040406_000000452093_00405_45048_8222.N1	12-OCT-2010 04:04:06	Bright	44.500	53	43Bet And	2.0480	3300.0	89	45048	No
35	GOM_NL__2PRFIN20101012_040607_000000492093_00405_45048_8223.N1	12-OCT-2010 04:06:07	Bright	48.500	173	4Bet Tri	3.0040	8900.0	97	45048	No
36	GOM_NL__2PRFIN20101012_040754_000000482093_00405_45048_8224.N1	12-OCT-2010 04:07:54	Bright	48.000	73	57Gam1And	2.2600	13100.	96	45048	No
37	GOM_NL__2PRFIN20101012_041052_000000392093_00405_45048_8225.N1	12-OCT-2010 04:10:52	Bright	39.000	76	27Gam Cas	2.3000	30000.	78	45048	No
38	GOM_NL__2PRFIN20101012_041319_000000492093_00405_45048_8226.N1	12-OCT-2010 04:13:19	Bright	48.500	160	23Gam Per	2.9300	4700.0	97	45048	No
39	GOM_NL__2PRFIN20101012_043812_000000402093_00405_45048_8227.N1	12-OCT-2010 04:38:12	Bright	40.000	166	17Eps Leo	2.9800	6000.0	80	45048	No
40	GOM_NL__2PRFIN20101012_044829_000000512093_00405_45048_8228.N1	12-OCT-2010 04:48:29	Dark	51.000	48	30Alp Hya	1.9770	4100.0	102	45048	No
41	GOM_NL__2PRFIN20101012_045651_000000542093_00405_45048_8229.N1	12-OCT-2010 04:56:51	Dark	53.500	132	15Rho Pup	2.8030	6900.0	107	45048	No
42	GOM_NL__2PRFIN20101012_050008_000000502093_00405_45048_8230.N1	12-OCT-2010 05:00:08	Dark	49.500	70	Zet Pup	2.2460	39000.	99	45048	No

43	GOM_NL__2PRFIN20101012_050518_000000432093_00406_45049_8228.N1	12-OCT-2010 05:05:18	Dark	43.000	161	Tau Pup	2.9310	4500.0	86	45049	No
44	GOM_NL__2PRFIN20101012_050640_000000612093_00406_45049_8229.N1	12-OCT-2010 05:06:40	Dark	60.500	2	Alp Car	-0.73600	7000.0	121	45049	No
45	GOM_NL__2PRFIN20101012_051051_000000652093_00406_45049_8230.N1	12-OCT-2010 05:10:51	Dark	64.500	108	Alp Col	2.6520	15200.	129	45049	No
46	GOM_NL__2PRFIN20101012_051843_000000482093_00406_45049_8231.N1	12-OCT-2010 05:18:43	Straylight	47.500	157	The1Eri	2.9060	9300.0	95	45049	No
47	GOM_NL__2PRFIN20101012_054130_000000502093_00406_45049_8232.N1	12-OCT-2010 05:41:30	Bright	50.000	105	6Bet Ari	2.6450	8900.0	100	45049	No
48	GOM_NL__2PRFIN20101012_054442_000000412093_00406_45049_8233.N1	12-OCT-2010 05:44:42	Bright	40.500	53	43Bet And	2.0480	3300.0	81	45049	No
49	GOM_NL__2PRFIN20101012_054643_000000482093_00406_45049_8234.N1	12-OCT-2010 05:46:43	Bright	48.000	173	4Bet Tri	3.0040	8900.0	96	45049	No
50	GOM_NL__2PRFIN20101012_054829_000000502093_00406_45049_8235.N1	12-OCT-2010 05:48:29	Bright	50.000	73	57Gam1And	2.2600	13100.	100	45049	No
51	GOM_NL__2PRFIN20101012_055128_000000392093_00406_45049_8236.N1	12-OCT-2010 05:51:28	Bright	39.000	76	27Gam Cas	2.3000	30000.	78	45049	No
52	GOM_NL__2PRFIN20101012_055354_000000482093_00406_45049_8237.N1	12-OCT-2010 05:53:54	Bright	47.500	160	23Gam Per	2.9300	4700.0	95	45049	No
53	GOM_NL__2PRFIN20101012_061848_000000392093_00406_45049_8238.N1	12-OCT-2010 06:18:48	Bright	38.500	166	17Eps Leo	2.9800	6000.0	77	45049	No
54	GOM_NL__2PRFIN20101012_062905_000000472093_00406_45049_8239.N1	12-OCT-2010 06:29:05	Dark	47.000	48	30Alp Hya	1.9770	4100.0	94	45049	No
55	GOM_NL__2PRFIN20101012_063728_000000512093_00406_45049_8240.N1	12-OCT-2010 06:37:28	Dark	51.000	132	15Rho Pup	2.8030	6900.0	102	45049	No
56	GOM_NL__2PRFIN20101012_064044_000000462093_00406_45049_8241.N1	12-OCT-2010 06:40:44	Dark	46.000	70	Zet Pup	2.2460	39000.	92	45049	No
57	GOM_NL__2PRFIN20101012_064555_000000452093_00407_45050_8241.N1	12-OCT-2010 06:45:55	Dark	44.500	161	Tau Pup	2.9310	4500.0	89	45050	No
58	GOM_NL__2PRFIN20101012_064717_000000522093_00407_45050_8242.N1	12-OCT-2010 06:47:17	Dark	51.500	2	Alp Car	-0.73600	7000.0	103	45050	No
59	GOM_NL__2PRFIN20101012_065128_000000652093_00407_45050_8243.N1	12-OCT-2010 06:51:28	Dark	64.500	108	Alp Col	2.6520	15200.	129	45050	No
60	GOM_NL__2PRFIN20101012_065919_000000472093_00407_45050_8244.N1	12-OCT-2010 06:59:19	Straylight	47.000	157	The1Eri	2.9060	9300.0	94	45050	No
61	GOM_NL__2PRFIN20101012_072206_000000492093_00407_45050_8245.N1	12-OCT-2010 07:22:06	Bright	49.000	105	6Bet Ari	2.6450	8900.0	98	45050	No
62	GOM_NL__2PRFIN20101012_072517_000000442093_00407_45050_8246.N1	12-OCT-2010 07:25:17	Bright	43.500	53	43Bet And	2.0480	3300.0	87	45050	No
63	GOM_NL__2PRFIN20101012_072718_000000492093_00407_45050_8247.N1	12-OCT-2010 07:27:18	Bright	48.500	173	4Bet Tri	3.0040	8900.0	97	45050	No
64	GOM_NL__2PRFIN20101012_072904_000000492093_00407_45050_8248.N1	12-OCT-2010 07:29:04	Bright	49.000	73	57Gam1And	2.2600	13100.	98	45050	No
65	GOM_NL__2PRFIN20101012_073040_000000392093_00407_45050_8249.N1	12-OCT-2010 07:30:40	Bright	38.500	68	18Alp Cas	2.2250	4500.0	77	45050	No
66	GOM_NL__2PRFIN20101012_073203_000000382093_00407_45050_8250.N1	12-OCT-2010 07:32:03	Bright	38.000	76	27Gam Cas	2.3000	30000.	76	45050	No
67	GOM_NL__2PRFIN20101012_073429_000000502093_00407_45050_8251.N1	12-OCT-2010 07:34:29	Bright	50.000	160	23Gam Per	2.9300	4700.0	100	45050	No
68	GOM_NL__2PRFIN20101012_075924_000000412093_00407_45050_8252.N1	12-OCT-2010 07:59:24	Bright	40.500	166	17Eps Leo	2.9800	6000.0	81	45050	No
69	GOM_NL__2PRFIN20101012_080942_000000492093_00407_45050_8253.N1	12-OCT-2010 08:09:42	Dark	48.500	48	30Alp Hya	1.9770	4100.0	97	45050	No
70	GOM_NL__2PRFIN20101012_081805_000000522093_00407_45050_8254.N1	12-OCT-2010 08:18:05	Dark	51.500	132	15Rho Pup	2.8030	6900.0	103	45050	No
71	GOM_NL__2PRFIN20101012_082121_000000462093_00407_45050_8255.N1	12-OCT-2010 08:21:21	Dark	45.500	70	Zet Pup	2.2460	39000.	91	45050	No
72	GOM_NL__2PRFIN20101012_082632_000000432093_00408_45051_8260.N1	12-OCT-2010 08:26:32	Dark	43.000	161	Tau Pup	2.9310	4500.0	86	45051	No
73	GOM_NL__2PRFIN20101012_082754_000000602093_00408_45051_8261.N1	12-OCT-2010 08:27:54	Dark	59.500	2	Alp Car	-0.73600	7000.0	119	45051	No
74	GOM_NL__2PRFIN20101012_083206_000000622093_00408_45051_8262.N1	12-OCT-2010 08:32:06	Dark	62.000	108	Alp Col	2.6520	15200.	124	45051	No
75	GOM_NL__2PRFIN20101012_083956_000000472093_00408_45051_8263.N1	12-OCT-2010 08:39:56	Straylight	46.500	157	The1Eri	2.9060	9300.0	93	45051	No
76	GOM_NL__2PRFIN20101012_090241_000000512093_00408_45051_8264.N1	12-OCT-2010 09:02:41	Bright	50.500	105	6Bet Ari	2.6450	8900.0	101	45051	No
77	GOM_NL__2PRFIN20101012_090553_000000442093_00408_45051_8265.N1	12-OCT-2010 09:05:53	Bright	44.000	53	43Bet And	2.0480	3300.0	88	45051	No
78	GOM_NL__2PRFIN20101012_090753_000000502093_00408_45051_8266.N1	12-OCT-2010 09:07:53	Bright	49.500	173	4Bet Tri	3.0040	8900.0	99	45051	No
79	GOM_NL__2PRFIN20101012_090939_000000472093_00408_45051_8267.N1	12-OCT-2010 09:09:39	Bright	47.000	73	57Gam1And	2.2600	13100.	94	45051	No
80	GOM_NL__2PRFIN20101012_091116_000000372093_00408_45051_8268.N1	12-OCT-2010 09:11:16	Bright	36.500	68	18Alp Cas	2.2250	4500.0	73	45051	No
81	GOM_NL__2PRFIN20101012_091239_000000372093_00408_45051_8269.N1	12-OCT-2010 09:12:39	Bright	37.000	76	27Gam Cas	2.3000	30000.	74	45051	No
82	GOM_NL__2PRFIN20101012_091504_000000512093_00408_45051_8270.N1	12-OCT-2010 09:15:04	Bright	50.500	160	23Gam Per	2.9300	4700.0	101	45051	No
83	GOM_NL__2PRFIN20101012_094000_000000402093_00408_45051_8271.N1	12-OCT-2010 09:40:00	Bright	39.500	166	17Eps Leo	2.9800	6000.0	79	45051	No
84	GOM_NL__2PRFIN20101012_095019_000000492093_00408_45051_8272.N1	12-OCT-2010 09:50:19	Dark	48.500	48	30Alp Hya	1.9770	4100.0	97	45051	No
85	GOM_NL__2PRFIN20101012_095842_000000512093_00408_45051_8273.N1	12-OCT-2010 09:58:42	Dark	51.000	132	15Rho Pup	2.8030	6900.0	102	45051	No
86	GOM_NL__2PRFIN20101012_100158_000000452093_00408_45051_8274.N1	12-OCT-2010 10:01:58	Dark	44.500	70	Zet Pup	2.2460	39000.	89	45051	No
87	GOM_NL__2PRFIN20101012_100708_000000452093_00409_45052_8295.N1	12-OCT-2010 10:07:08	Dark	45.000	161	Tau Pup	2.9310	4500.0	90	45052	No
88	GOM_NL__2PRFIN20101012_100831_000000622093_00409_45052_8296.N1	12-OCT-2010 10:08:31	Dark	61.500	2	Alp Car	-0.73600	7000.0	123	45052	No
89	GOM_NL__2PRFIN20101012_101243_000000632093_00409_45052_8297.N1	12-OCT-2010 10:12:43	Dark	63.000	108	Alp Col	2.6520	15200.	126	45052	No
90	GOM_NL__2PRFIN20101012_102033_000000452093_00409_45052_8298.N1	12-OCT-2010 10:20:33	Straylight	45.000	157	The1Eri	2.9060	9300.0	90	45052	No
91	GOM_NL__2PRFIN20101012_104316_000000492093_00409_45052_8299.N1	12-OCT-2010 10:43:16	Bright	49.000	105	6Bet Ari	2.6450	8900.0	98	45052	No
92	GOM_NL__2PRFIN20101012_104628_000000422093_00409_45052_8300.N1	12-OCT-2010 10:46:28	Bright	41.500	53	43Bet And	2.0480	3300.0	83	45052	No
93	GOM_NL__2PRFIN20101012_104828_000000492093_00409_45052_8301.N1	12-OCT-2010 10:48:28	Bright	49.000	173	4Bet Tri	3.0040	8900.0	98	45052	No
94	GOM_NL__2PRFIN20101012_105014_000000482093_00409_45052_8302.N1	12-OCT-2010 10:50:14	Bright	48.000	73	57Gam1And	2.2600	13100.	96	45052	No
95	GOM_NL__2PRFIN20101012_105152_000000402093_00409_45052_8303.N1	12-OCT-2010 10:51:52	Bright	40.000	68	18Alp Cas	2.2250	4500.0	80	45052	No
96	GOM_NL__2PRFIN20101012_105314_000000392093_00409_45052_8304.N1	12-OCT-2010 10:53:14	Bright	39.000	76	27Gam Cas	2.3000	30000.	78	45052	No
97	GOM_NL__2PRFIN20101012_105539_000000502093_00409_45052_8305.N1	12-OCT-2010 10:55:39	Bright	49.500	160	23Gam Per	2.9300	4700.0	99	45052	No
98	GOM_NL__2PRFIN20101012_113055_000000552093_00409_45052_8306.N1	12-OCT-2010 11:30:55	Dark	54.500	48	30Alp Hya	1.9770	4100.0	109	45052	No
99	GOM_NL__2PRFIN20101012_113919_000000542093_00409_45052_8307.N1	12-OCT-2010 11:39:19	Dark	54.000	132	15Rho Pup	2.8030	6900.0	108	45052	No
100	GOM_NL__2PRFIN20101012_114235_000000452093_00409_45052_8308.N1	12-OCT-2010 11:42:35	Dark	44.500	70	Zet Pup	2.2460	39000.	89	45052	No
101	GOM_NL__2PRFIN20101012_114745_000000452093_00410_45053_8324.N1	12-OCT-2010 11:47:45	Dark	44.500	161	Tau Pup	2.9310	4500.0	89	45053	No

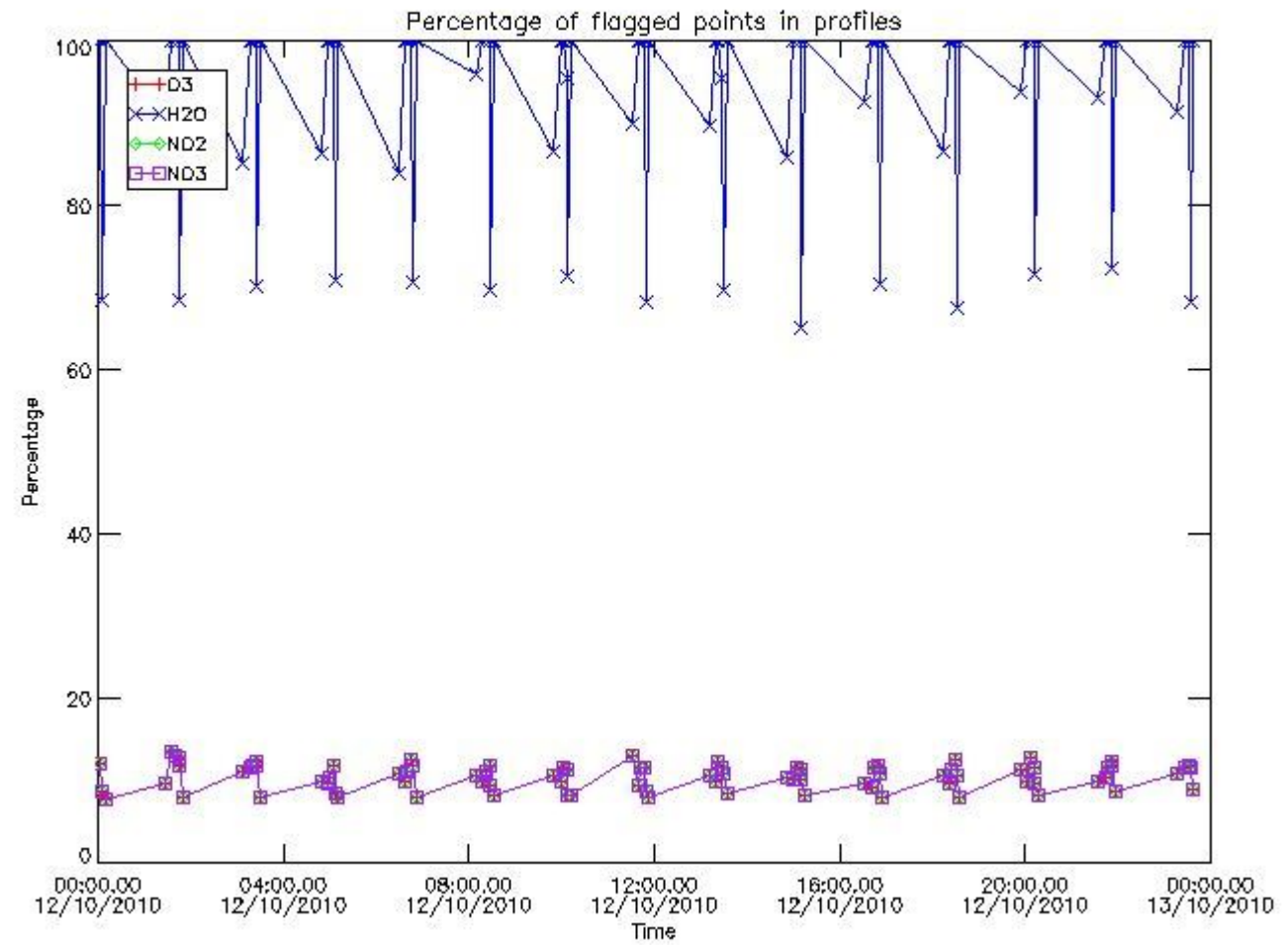
102	GOM_NL__2PRFIN20101012_114907_000000592093_00410_45053_8325.N1	12-OCT-2010 11:49:07	Dark	58.500	2	Alp Car	-0.73600	7000.0	117	45053	No
103	GOM_NL__2PRFIN20101012_115320_000000652093_00410_45053_8326.N1	12-OCT-2010 11:53:20	Dark	64.500	108	Alp Col	2.6520	15200.	129	45053	No
104	GOM_NL__2PRFIN20101012_120109_000000462093_00410_45053_8327.N1	12-OCT-2010 12:01:09	Straylight	45.500	157	The1Eri	2.9060	9300.0	91	45053	No
105	GOM_NL__2PRFIN20101012_122351_000000512093_00410_45053_8328.N1	12-OCT-2010 12:23:51	Bright	51.000	105	6Bet Ari	2.6450	8900.0	102	45053	No
106	GOM_NL__2PRFIN20101012_122704_000000442093_00410_45053_8329.N1	12-OCT-2010 12:27:04	Bright	44.000	53	43Bet And	2.0480	3300.0	88	45053	No
107	GOM_NL__2PRFIN20101012_122903_000000492093_00410_45053_8330.N1	12-OCT-2010 12:29:03	Bright	48.500	173	4Bet Tri	3.0040	8900.0	97	45053	No
108	GOM_NL__2PRFIN20101012_123049_000000452093_00410_45053_8331.N1	12-OCT-2010 12:30:49	Bright	44.500	73	57Gam1And	2.2600	13100.	89	45053	No
109	GOM_NL__2PRFIN20101012_123227_000000362093_00410_45053_8332.N1	12-OCT-2010 12:32:27	Bright	36.000	68	18Alp Cas	2.2250	4500.0	72	45053	No
110	GOM_NL__2PRFIN20101012_123350_000000402093_00410_45053_8333.N1	12-OCT-2010 12:33:50	Bright	40.000	76	27Gam Cas	2.3000	30000.	80	45053	No
111	GOM_NL__2PRFIN20101012_123614_000000492093_00410_45053_8334.N1	12-OCT-2010 12:36:14	Bright	49.000	160	23Gam Per	2.9300	4700.0	98	45053	No
112	GOM_NL__2PRFIN20101012_131132_000000492093_00410_45053_8335.N1	12-OCT-2010 13:11:32	Dark	48.500	48	30Alp Hya	1.9770	4100.0	97	45053	No
113	GOM_NL__2PRFIN20101012_131956_000000522093_00410_45053_8336.N1	12-OCT-2010 13:19:56	Dark	51.500	132	15Rho Pup	2.8030	6900.0	103	45053	No
114	GOM_NL__2PRFIN20101012_132311_000000462093_00410_45053_8337.N1	12-OCT-2010 13:23:11	Dark	46.000	70	Zet Pup	2.2460	39000.	92	45053	No
115	GOM_NL__2PRFIN20101012_132822_000000452093_00411_45054_8365.N1	12-OCT-2010 13:28:22	Dark	44.500	161	Tau Pup	2.9310	4500.0	89	45054	No
116	GOM_NL__2PRFIN20101012_132944_000000472093_00411_45054_8366.N1	12-OCT-2010 13:29:44	Dark	46.500	2	Alp Car	-0.73600	7000.0	93	45054	No
117	GOM_NL__2PRFIN20101012_133357_000000612093_00411_45054_8367.N1	12-OCT-2010 13:33:57	Dark	60.500	108	Alp Col	2.6520	15200.	121	45054	No
118	GOM_NL__2PRFIN20101012_134145_000000442093_00411_45054_8368.N1	12-OCT-2010 13:41:45	Straylight	43.500	157	The1Eri	2.9060	9300.0	87	45054	No
119	GOM_NL__2PRFIN20101012_140427_000000502093_00411_45054_8369.N1	12-OCT-2010 14:04:27	Bright	50.000	105	6Bet Ari	2.6450	8900.0	100	45054	No
120	GOM_NL__2PRFIN20101012_140739_000000432093_00411_45054_8370.N1	12-OCT-2010 14:07:39	Bright	42.500	53	43Bet And	2.0480	3300.0	85	45054	No
121	GOM_NL__2PRFIN20101012_140938_000000502093_00411_45054_8371.N1	12-OCT-2010 14:09:38	Bright	49.500	173	4Bet Tri	3.0040	8900.0	99	45054	No
122	GOM_NL__2PRFIN20101012_141125_000000492093_00411_45054_8372.N1	12-OCT-2010 14:11:25	Bright	49.000	73	57Gam1And	2.2600	13100.	98	45054	No
123	GOM_NL__2PRFIN20101012_141303_000000402093_00411_45054_8373.N1	12-OCT-2010 14:13:03	Bright	39.500	68	18Alp Cas	2.2250	4500.0	79	45054	No
124	GOM_NL__2PRFIN20101012_141426_000000392093_00411_45054_8374.N1	12-OCT-2010 14:14:26	Bright	38.500	76	27Gam Cas	2.3000	30000.	77	45054	No
125	GOM_NL__2PRFIN20101012_141649_000000442093_00411_45054_8375.N1	12-OCT-2010 14:16:49	Bright	44.000	160	23Gam Per	2.9300	4700.0	88	45054	No
126	GOM_NL__2PRFIN20101012_144148_000000412093_00411_45054_8376.N1	12-OCT-2010 14:41:48	Bright	40.500	166	17Eps Leo	2.9800	6000.0	81	45054	No
127	GOM_NL__2PRFIN20101012_145208_000000502093_00411_45054_8377.N1	12-OCT-2010 14:52:08	Dark	49.500	48	30Alp Hya	1.9770	4100.0	99	45054	No
128	GOM_NL__2PRFIN20101012_150034_000000502093_00411_45054_8378.N1	12-OCT-2010 15:00:34	Dark	50.000	132	15Rho Pup	2.8030	6900.0	100	45054	No
129	GOM_NL__2PRFIN20101012_150348_000000442093_00411_45054_8379.N1	12-OCT-2010 15:03:48	Dark	44.000	70	Zet Pup	2.2460	39000.	88	45054	No
130	GOM_NL__2PRFIN20101012_150858_000000452093_00412_45055_8399.N1	12-OCT-2010 15:08:58	Dark	45.000	161	Tau Pup	2.9310	4500.0	90	45055	No
131	GOM_NL__2PRFIN20101012_151020_000000512093_00412_45055_8400.N1	12-OCT-2010 15:10:20	Dark	50.500	2	Alp Car	-0.73600	7000.0	101	45055	No
132	GOM_NL__2PRFIN20101012_151435_000000682093_00412_45055_8401.N1	12-OCT-2010 15:14:35	Dark	67.500	108	Alp Col	2.6520	15200.	135	45055	No
133	GOM_NL__2PRFIN20101012_152222_000000462093_00412_45055_8402.N1	12-OCT-2010 15:22:22	Straylight	46.000	157	The1Eri	2.9060	9300.0	92	45055	No
134	GOM_NL__2PRFIN20101012_154502_000000492093_00412_45055_8403.N1	12-OCT-2010 15:45:02	Bright	49.000	105	6Bet Ari	2.6450	8900.0	98	45055	No
135	GOM_NL__2PRFIN20101012_154814_000000442093_00412_45055_8404.N1	12-OCT-2010 15:48:14	Bright	44.000	53	43Bet And	2.0480	3300.0	88	45055	No
136	GOM_NL__2PRFIN20101012_155013_000000482093_00412_45055_8405.N1	12-OCT-2010 15:50:13	Bright	48.000	173	4Bet Tri	3.0040	8900.0	96	45055	No
137	GOM_NL__2PRFIN20101012_155200_000000502093_00412_45055_8406.N1	12-OCT-2010 15:52:00	Bright	49.500	73	57Gam1And	2.2600	13100.	99	45055	No
138	GOM_NL__2PRFIN20101012_155338_000000402093_00412_45055_8407.N1	12-OCT-2010 15:53:38	Bright	39.500	68	18Alp Cas	2.2250	4500.0	79	45055	No
139	GOM_NL__2PRFIN20101012_155501_000000382093_00412_45055_8408.N1	12-OCT-2010 15:55:01	Bright	38.000	76	27Gam Cas	2.3000	30000.	76	45055	No
140	GOM_NL__2PRFIN20101012_155724_000000502093_00412_45055_8409.N1	12-OCT-2010 15:57:24	Bright	49.500	160	23Gam Per	2.9300	4700.0	99	45055	No
141	GOM_NL__2PRFIN20101012_162225_000000592093_00412_45055_8410.N1	12-OCT-2010 16:22:25	Bright	59.000	166	17Eps Leo	2.9800	6000.0	118	45055	No
142	GOM_NL__2PRFIN20101012_163245_000000542093_00412_45055_8411.N1	12-OCT-2010 16:32:45	Dark	53.500	48	30Alp Hya	1.9770	4100.0	107	45055	No
143	GOM_NL__2PRFIN20101012_164111_000000552093_00412_45055_8412.N1	12-OCT-2010 16:41:11	Dark	55.000	132	15Rho Pup	2.8030	6900.0	110	45055	No
144	GOM_NL__2PRFIN20101012_164425_000000442093_00412_45055_8413.N1	12-OCT-2010 16:44:25	Dark	44.000	70	Zet Pup	2.2460	39000.	88	45055	No
145	GOM_NL__2PRFIN20101012_164935_000000432093_00413_45056_8423.N1	12-OCT-2010 16:49:35	Dark	43.000	161	Tau Pup	2.9310	4500.0	86	45056	No
146	GOM_NL__2PRFIN20101012_165057_000000482093_00413_45056_8424.N1	12-OCT-2010 16:50:57	Dark	47.500	2	Alp Car	-0.73600	7000.0	95	45056	No
147	GOM_NL__2PRFIN20101012_165512_000000652093_00413_45056_8425.N1	12-OCT-2010 16:55:12	Dark	64.500	108	Alp Col	2.6520	15200.	129	45056	No
148	GOM_NL__2PRFIN20101012_170258_000000462093_00413_45056_8426.N1	12-OCT-2010 17:02:58	Straylight	45.500	157	The1Eri	2.9060	9300.0	91	45056	No
149	GOM_NL__2PRFIN20101012_172537_000000482093_00413_45056_8427.N1	12-OCT-2010 17:25:37	Bright	48.000	105	6Bet Ari	2.6450	8900.0	96	45056	No
150	GOM_NL__2PRFIN20101012_172850_000000452093_00413_45056_8428.N1	12-OCT-2010 17:28:50	Bright	44.500	53	43Bet And	2.0480	3300.0	89	45056	No
151	GOM_NL__2PRFIN20101012_173048_000000512093_00413_45056_8429.N1	12-OCT-2010 17:30:48	Bright	51.000	173	4Bet Tri	3.0040	8900.0	102	45056	No
152	GOM_NL__2PRFIN20101012_173235_000000502093_00413_45056_8430.N1	12-OCT-2010 17:32:35	Bright	49.500	73	57Gam1And	2.2600	13100.	99	45056	No
153	GOM_NL__2PRFIN20101012_173537_000000382093_00413_45056_8431.N1	12-OCT-2010 17:35:37	Bright	38.000	76	27Gam Cas	2.3000	30000.	76	45056	No
154	GOM_NL__2PRFIN20101012_173800_000000492093_00413_45056_8432.N1	12-OCT-2010 17:38:00	Bright	48.500	160	23Gam Per	2.9300	4700.0	97	45056	No
155	GOM_NL__2PRFIN20101012_180301_000000592093_00413_45056_8433.N1	12-OCT-2010 18:03:01	Bright	58.500	166	17Eps Leo	2.9800	6000.0	117	45056	No
156	GOM_NL__2PRFIN20101012_181321_000000492093_00413_45056_8434.N1	12-OCT-2010 18:13:21	Dark	48.500	48	30Alp Hya	1.9770	4100.0	97	45056	No
157	GOM_NL__2PRFIN20101012_182148_000000532093_00413_45056_8435.N1	12-OCT-2010 18:21:48	Dark	52.500	132	15Rho Pup	2.8030	6900.0	105	45056	No
158	GOM_NL__2PRFIN20101012_182502_000000452093_00413_45056_8436.N1	12-OCT-2010 18:25:02	Dark	45.000	70	Zet Pup	2.2460	39000.	90	45056	No
159	GOM_NL__2PRFIN20101012_183012_000000412093_00414_45057_8458.N1	12-OCT-2010 18:30:12	Dark	41.000	161	Tau Pup	2.9310	4500.0	82	45057	No
160	GOM_NL__2PRFIN20101012_183134_000000482093_00414_45057_8459.N1	12-OCT-2010 18:31:34	Dark	48.000	2	Alp Car	-0.73600	7000.0	96	45057	No

161	GOM_NL__2PRFIN20101012_183550_000000642093_00414_45057_8460.N1	12-OCT-2010 18:35:50	Dark	63.500	108	Alp Col	2.6520	15200.	127	45057	No
162	GOM_NL__2PRFIN20101012_184335_000000462093_00414_45057_8461.N1	12-OCT-2010 18:43:35	Straylight	45.500	157	The1Eri	2.9060	9300.0	91	45057	No
163	GOM_NL__2PRFIN20101012_190613_000000482093_00414_45057_8462.N1	12-OCT-2010 19:06:13	Bright	48.000	105	6Bet Ari	2.6450	8900.0	96	45057	No
164	GOM_NL__2PRFIN20101012_190926_000000442093_00414_45057_8463.N1	12-OCT-2010 19:09:26	Bright	43.500	53	43Bet And	2.0480	3300.0	87	45057	No
165	GOM_NL__2PRFIN20101012_191123_000000602093_00414_45057_8464.N1	12-OCT-2010 19:11:23	Bright	60.000	173	4Bet Tri	3.0040	8900.0	120	45057	No
166	GOM_NL__2PRFIN20101012_191310_000000502093_00414_45057_8465.N1	12-OCT-2010 19:13:10	Bright	49.500	73	57Gam1And	2.2600	13100.	99	45057	No
167	GOM_NL__2PRFIN20101012_191613_000000392093_00414_45057_8466.N1	12-OCT-2010 19:16:13	Bright	38.500	76	27Gam Cas	2.3000	30000.	77	45057	No
168	GOM_NL__2PRFIN20101012_191835_000000482093_00414_45057_8467.N1	12-OCT-2010 19:18:35	Bright	48.000	160	23Gam Per	2.9300	4700.0	96	45057	No
169	GOM_NL__2PRFIN20101012_194337_000000402093_00414_45057_8468.N1	12-OCT-2010 19:43:37	Bright	40.000	166	17Eps Leo	2.9800	6000.0	80	45057	No
170	GOM_NL__2PRFIN20101012_195358_000000492093_00414_45057_8469.N1	12-OCT-2010 19:53:58	Dark	49.000	48	30Alp Hya	1.9770	4100.0	98	45057	No
171	GOM_NL__2PRFIN20101012_200225_000000512093_00414_45057_8470.N1	12-OCT-2010 20:02:25	Dark	51.000	132	15Rho Pup	2.8030	6900.0	102	45057	No
172	GOM_NL__2PRFIN20101012_200539_000000442093_00414_45057_8471.N1	12-OCT-2010 20:05:39	Dark	44.000	70	Zet Pup	2.2460	39000.	88	45057	No
173	GOM_NL__2PRFIN20101012_201049_000000452093_00415_45058_8505.N1	12-OCT-2010 20:10:49	Dark	44.500	161	Tau Pup	2.9310	4500.0	89	45058	No
174	GOM_NL__2PRFIN20101012_201211_000000592093_00415_45058_8506.N1	12-OCT-2010 20:12:11	Dark	58.500	2	Alp Car	-0.73600	7000.0	117	45058	No
175	GOM_NL__2PRFIN20101012_201627_000000622093_00415_45058_8507.N1	12-OCT-2010 20:16:27	Dark	61.500	108	Alp Col	2.6520	15200.	123	45058	No
176	GOM_NL__2PRFIN20101012_202411_000000472093_00415_45058_8508.N1	12-OCT-2010 20:24:11	Straylight	47.000	157	The1Eri	2.9060	9300.0	94	45058	No
177	GOM_NL__2PRFIN20101012_204648_000000502093_00415_45058_8509.N1	12-OCT-2010 20:46:48	Bright	49.500	105	6Bet Ari	2.6450	8900.0	99	45058	No
178	GOM_NL__2PRFIN20101012_205001_000000442093_00415_45058_8510.N1	12-OCT-2010 20:50:01	Bright	43.500	53	43Bet And	2.0480	3300.0	87	45058	No
179	GOM_NL__2PRFIN20101012_205158_000000482093_00415_45058_8511.N1	12-OCT-2010 20:51:58	Bright	47.500	173	4Bet Tri	3.0040	8900.0	95	45058	No
180	GOM_NL__2PRFIN20101012_205346_000000482093_00415_45058_8512.N1	12-OCT-2010 20:53:46	Bright	47.500	73	57Gam1And	2.2600	13100.	95	45058	No
181	GOM_NL__2PRFIN20101012_205649_000000392093_00415_45058_8513.N1	12-OCT-2010 20:56:49	Bright	38.500	76	27Gam Cas	2.3000	30000.	77	45058	No
182	GOM_NL__2PRFIN20101012_205910_000000452093_00415_45058_8514.N1	12-OCT-2010 20:59:10	Bright	45.000	160	23Gam Per	2.9300	4700.0	90	45058	No
183	GOM_NL__2PRFIN20101012_212413_000000402093_00415_45058_8515.N1	12-OCT-2010 21:24:13	Bright	40.000	166	17Eps Leo	2.9800	6000.0	80	45058	No
184	GOM_NL__2PRFIN20101012_213434_000000512093_00415_45058_8516.N1	12-OCT-2010 21:34:34	Dark	51.000	48	30Alp Hya	1.9770	4100.0	102	45058	No
185	GOM_NL__2PRFIN20101012_214302_000000492093_00415_45058_8517.N1	12-OCT-2010 21:43:02	Dark	49.000	132	15Rho Pup	2.8030	6900.0	98	45058	No
186	GOM_NL__2PRFIN20101012_214616_000000452093_00415_45058_8518.N1	12-OCT-2010 21:46:16	Dark	44.500	70	Zet Pup	2.2460	39000.	89	45058	No
187	GOM_NL__2PRFIN20101012_215126_000000442093_00416_45059_8521.N1	12-OCT-2010 21:51:26	Dark	43.500	161	Tau Pup	2.9310	4500.0	87	45059	No
188	GOM_NL__2PRFIN20101012_215247_000000462093_00416_45059_8522.N1	12-OCT-2010 21:52:47	Dark	45.500	2	Alp Car	-0.73600	7000.0	91	45059	No
189	GOM_NL__2PRFIN20101012_215705_000000642093_00416_45059_8523.N1	12-OCT-2010 21:57:05	Dark	64.000	108	Alp Col	2.6520	15200.	128	45059	No
190	GOM_NL__2PRFIN20101012_220448_000000462093_00416_45059_8524.N1	12-OCT-2010 22:04:48	Straylight	45.500	157	The1Eri	2.9060	9300.0	91	45059	No
191	GOM_NL__2PRFIN20101012_222723_000000492093_00416_45059_8525.N1	12-OCT-2010 22:27:23	Bright	48.500	105	6Bet Ari	2.6450	8900.0	97	45059	No
192	GOM_NL__2PRFIN20101012_223037_000000422093_00416_45059_8526.N1	12-OCT-2010 22:30:37	Bright	41.500	53	43Bet And	2.0480	3300.0	83	45059	No
193	GOM_NL__2PRFIN20101012_223234_000000492093_00416_45059_8527.N1	12-OCT-2010 22:32:34	Bright	49.000	173	4Bet Tri	3.0040	8900.0	98	45059	No
194	GOM_NL__2PRFIN20101012_223421_000000472093_00416_45059_8528.N1	12-OCT-2010 22:34:21	Bright	47.000	73	57Gam1And	2.2600	13100.	94	45059	No
195	GOM_NL__2PRFIN20101012_223724_000000392093_00416_45059_8529.N1	12-OCT-2010 22:37:24	Bright	39.000	76	27Gam Cas	2.3000	30000.	78	45059	No
196	GOM_NL__2PRFIN20101012_223945_000000492093_00416_45059_8530.N1	12-OCT-2010 22:39:45	Bright	48.500	160	23Gam Per	2.9300	4700.0	97	45059	No
197	GOM_NL__2PRFIN20101012_230449_000000402093_00416_45059_8531.N1	12-OCT-2010 23:04:49	Bright	40.000	166	17Eps Leo	2.9800	6000.0	80	45059	No
198	GOM_NL__2PRFIN20101012_231511_000000522093_00416_45059_8532.N1	12-OCT-2010 23:15:11	Dark	51.500	48	30Alp Hya	1.9770	4100.0	103	45059	No
199	GOM_NL__2PRFIN20101012_232652_000000442093_00416_45059_8533.N1	12-OCT-2010 23:26:52	Dark	44.000	70	Zet Pup	2.2460	39000.	88	45059	No
200	GOM_NL__2PRFIN20101012_233202_000000432093_00417_45060_8533.N1	12-OCT-2010 23:32:02	Dark	43.000	161	Tau Pup	2.9310	4500.0	86	45060	No
201	GOM_NL__2PRFIN20101012_233324_000000452093_00417_45060_8534.N1	12-OCT-2010 23:33:24	Dark	44.500	2	Alp Car	-0.73600	7000.0	89	45060	No
202	GOM_NL__2PRFIN20101012_233742_000000622093_00417_45060_8535.N1	12-OCT-2010 23:37:42	Dark	62.000	108	Alp Col	2.6520	15200.	124	45060	No
203	GOM_NL__2PRFIN20101012_234524_000000462093_00417_45060_8536.N1	12-OCT-2010 23:45:24	Straylight	45.500	157	The1Eri	2.9060	9300.0	91	45060	No

3. Quality information per product

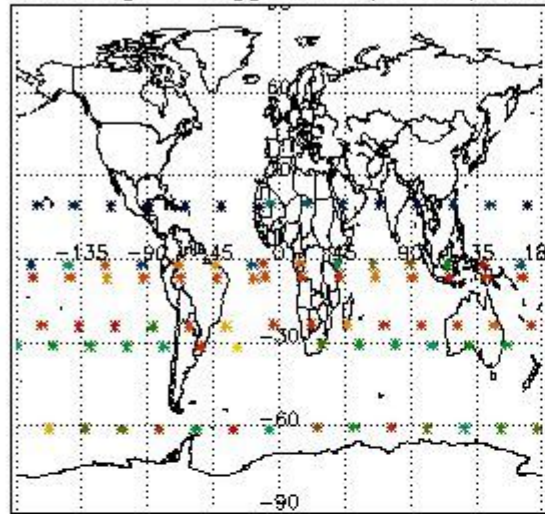
In this section it is plotted some information contained in the Quality Summary data set of the level 2 products. Only products in dark limb conditions and without errors (error flag in the MPH set to "0") are used.

3.1 Plot quality information per product (time dependant)

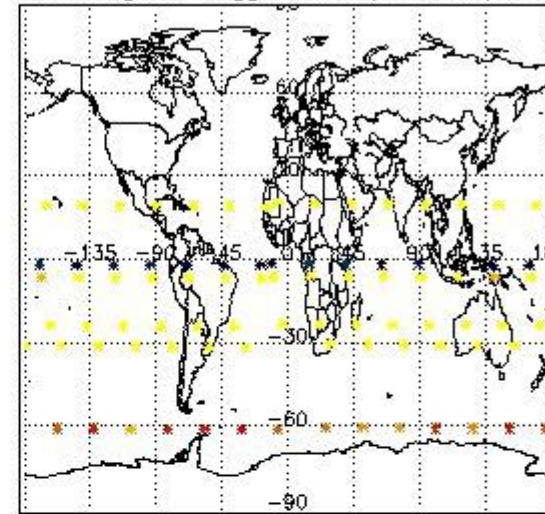


3.2 Plot quality information per product (world map)

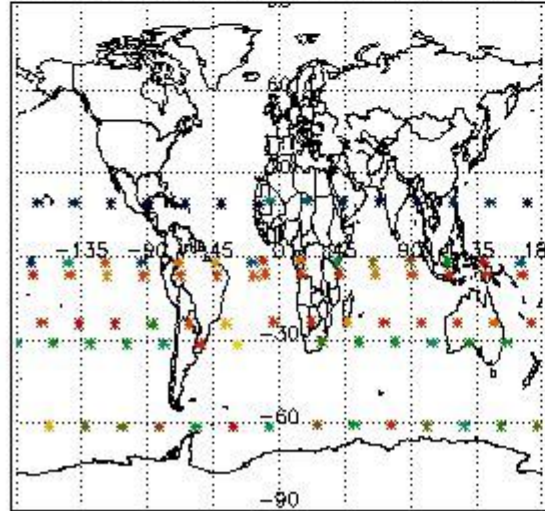
Percentage of flagged data per O3 profile



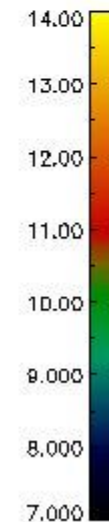
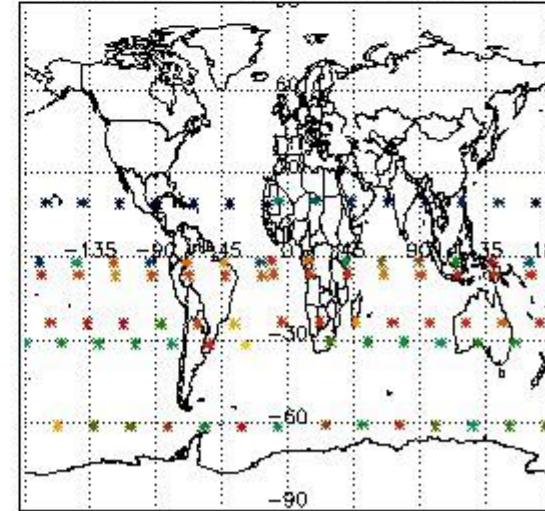
Percentage of flagged data per H2O profile



Percentage of flagged data per NO2 profile



Percentage of flagged data per NO3 profile

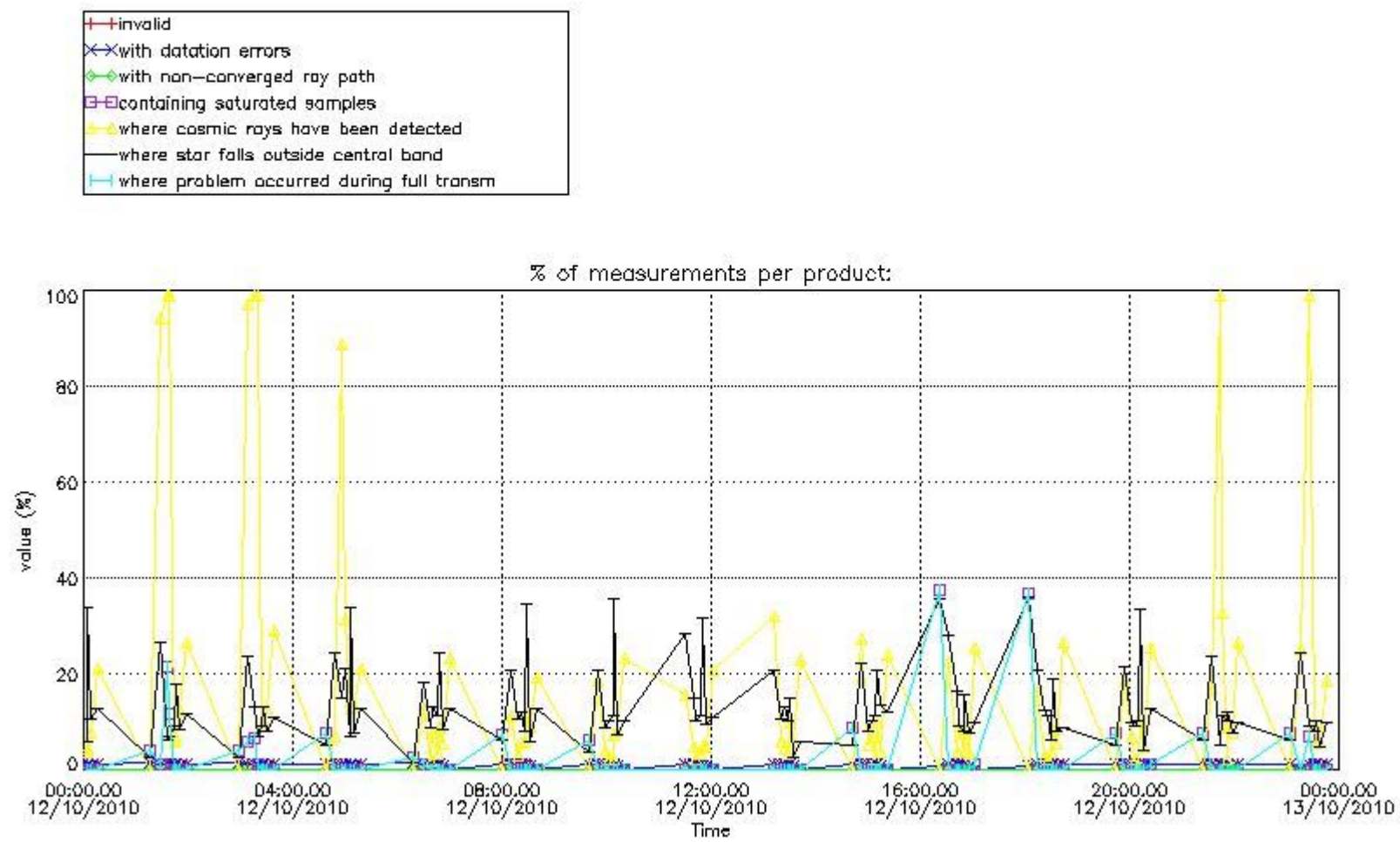


4. Level 1 quality information per product

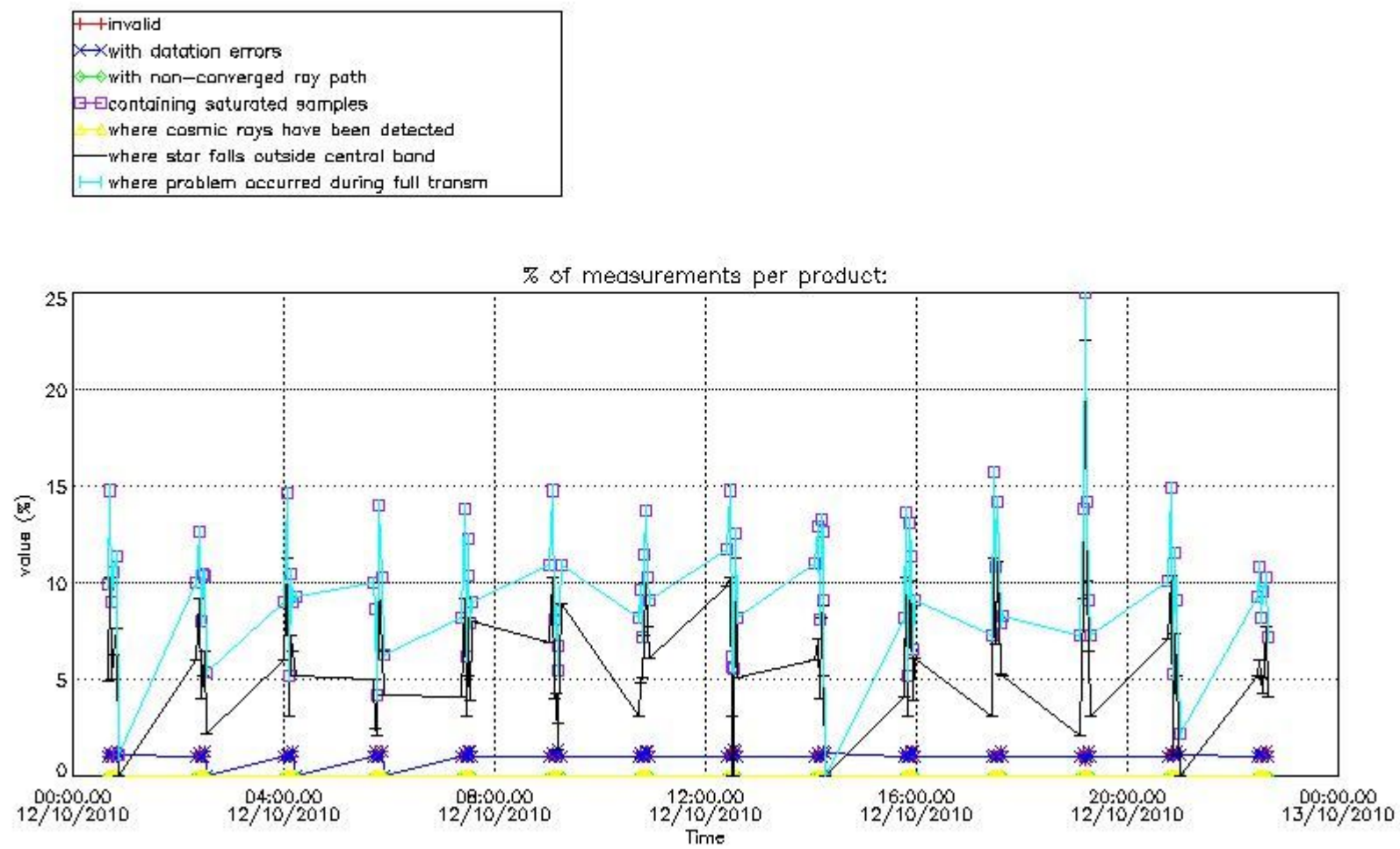
In this section it is plotted some information contained in the Quality Summary data set of the level 2 products that comes from the level 1b processing. Products without errors (error flag in the MPH set to "0") are used.

4.1 Plot quality information per product (time dependant) coming from level 1b processing

4.1.1 Plot level 1 quality information per product (time dependant): ENVISAT ASCENDING passes



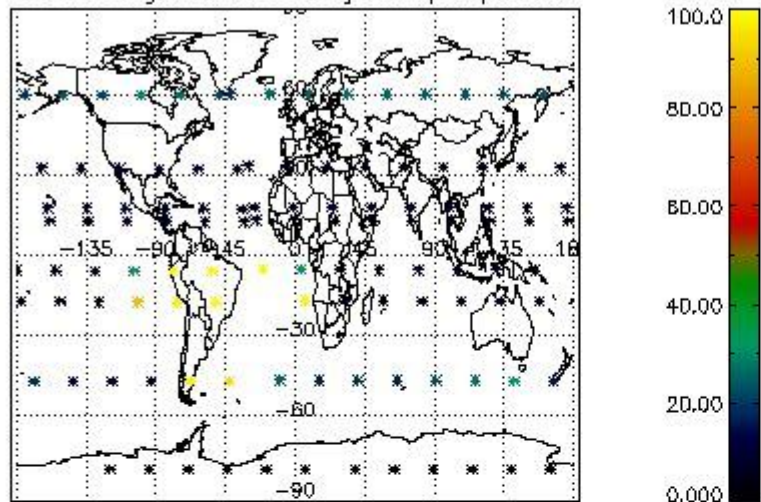
4.1.2 Plot level 1 quality information per product (time dependant): ENVI SAT DESCENDING passes



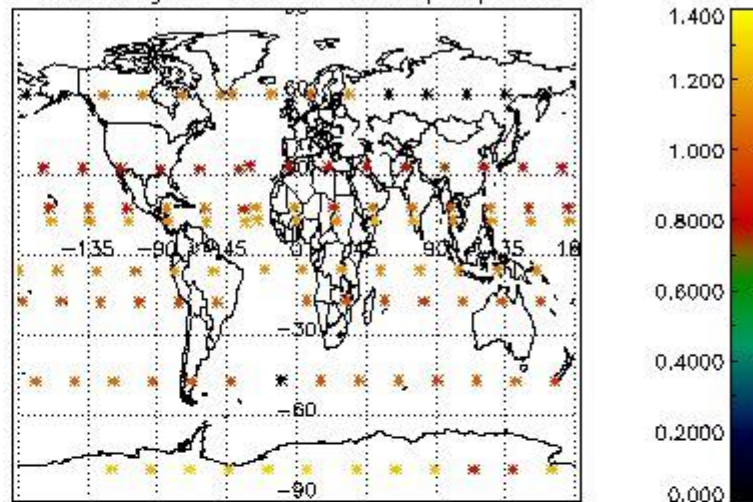
4.2 Plot quality information per product coming from level 1b processing (world map)

4.2.1 Plot level 1 quality information per product (world map): ENVISAT ASCENDING passes

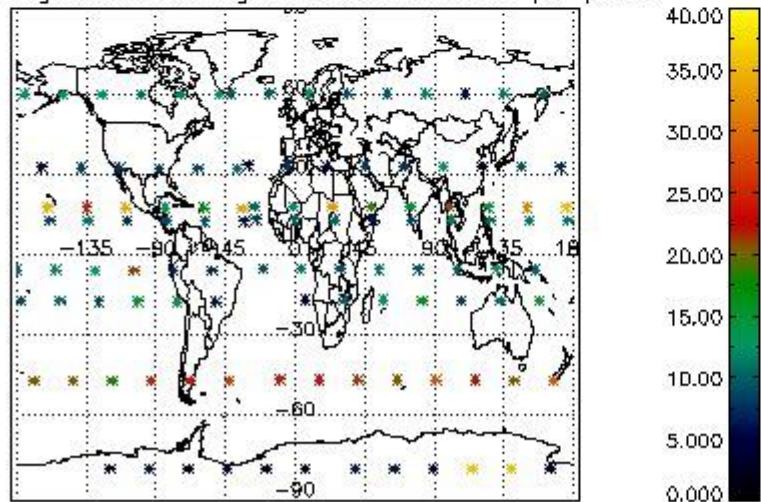
Percentage of cosmic ray hits per profile



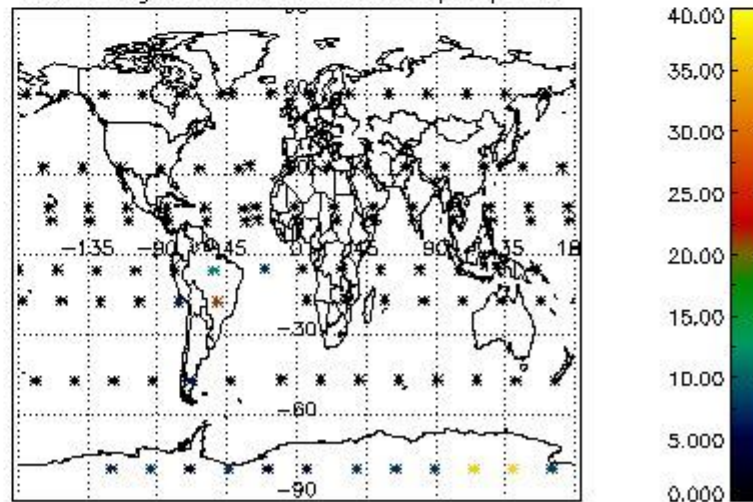
Percentage of datation errors per profile



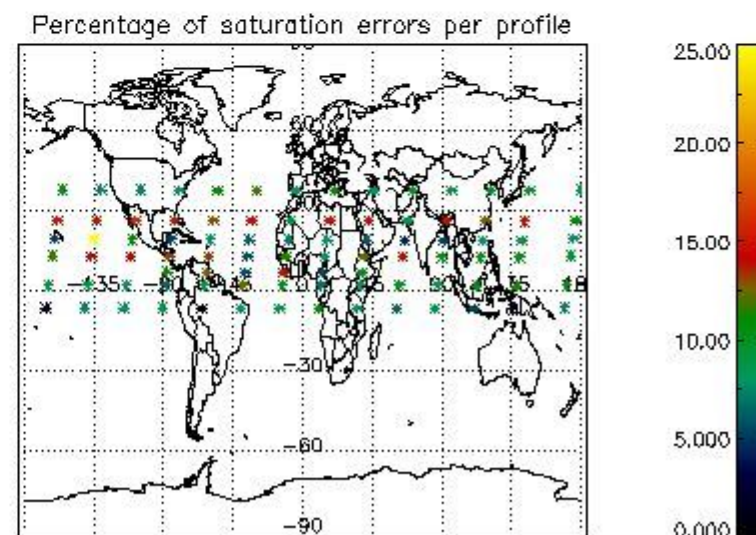
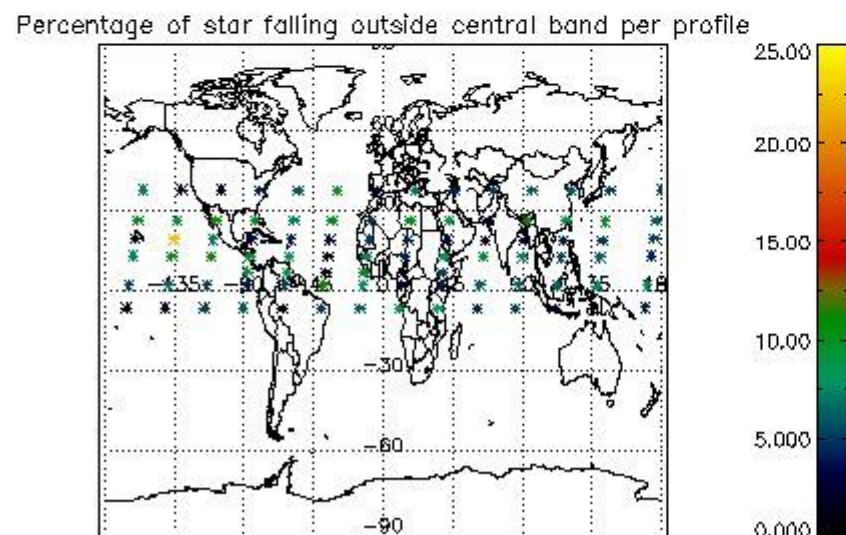
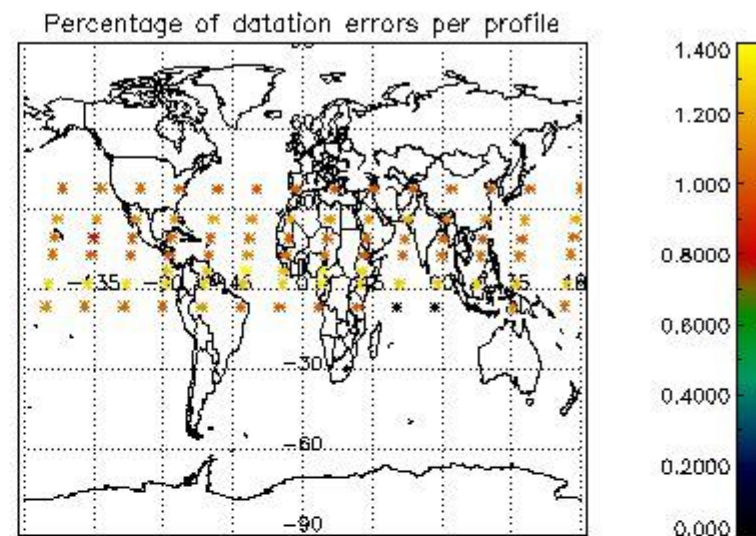
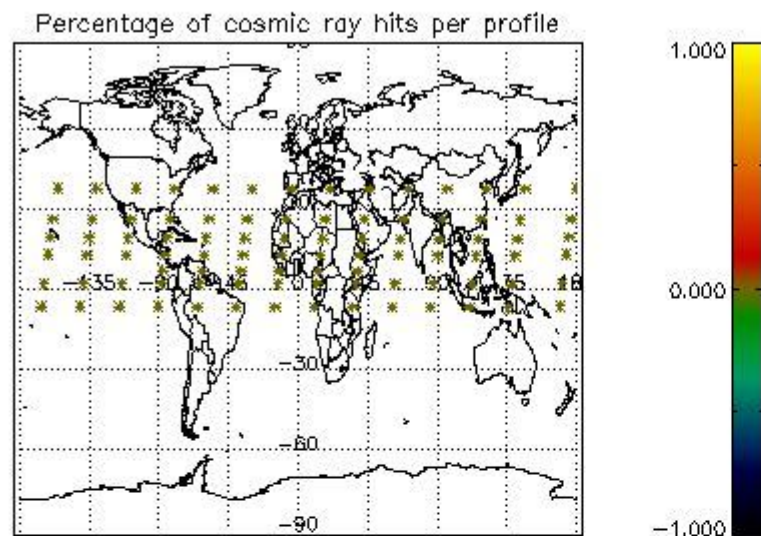
Percentage of star falling outside central band per profile



Percentage of saturation errors per profile



4.2.2 Plot level 1 quality information per product (world map): ENVISAT DESCENDING passes



5. Trace gas profiles

5.1 Ozone statistics based on quality of products

The final quality of the products can be "measured" using the STD (Standard Deviation) attached to every point profile. This information is written to the parameter GOM_NL__2P/NL_LOCAL_SPECIES_DENSITY/o3_std of the level 2 products. The table below shows the statistics for given STD ranges.

The statistics are given with respect to the overall valid production:

- Products without fatal errors: GOM_NL__2P/MPH/PRODUCT_ERR=0
- Valid point profile: GOM_NL__2P/NL_LOCAL_SPECIES_DENSITY/pcd(0)=0

The 'Criteria' is applied to valid points of dark limb products:

- Products in dark limb illumination condition: GOM_NL__2P/NL_SUMMARY_QUALITY/obs_ill_cond=0
- Products without fatal errors: GOM_NL__2P/MPH/PRODUCT_ERR=0
- Valid point profile: GOM_NL__2P/NL_LOCAL_SPECIES_DENSITY/pcd(0)=0

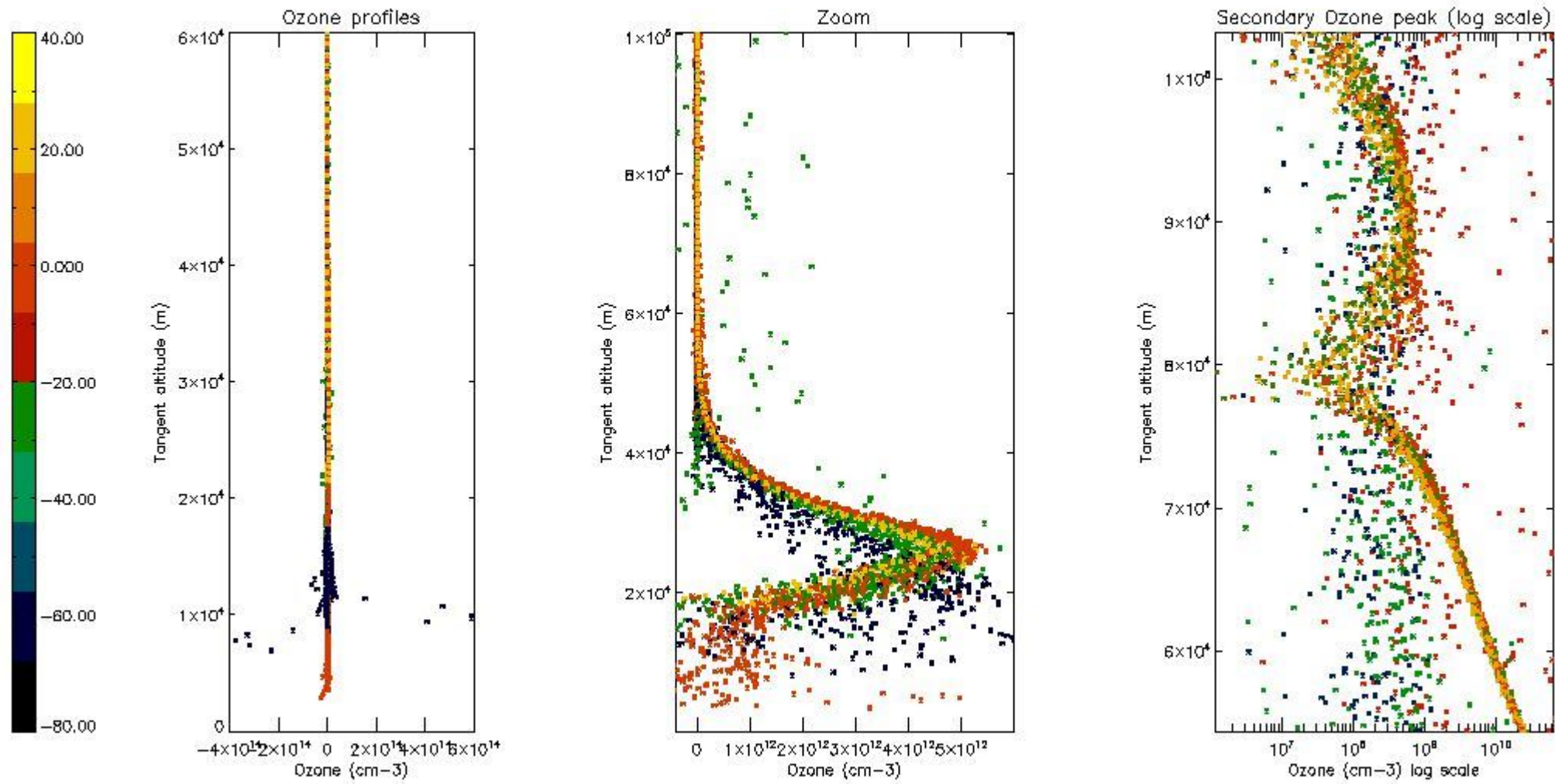
So, the table below shows the percentage of dark limb and valid observations for each criteria with respect to the overall valid daily observations.

Criteria	% of total production
All STD	46
STD < 20	22

STD < 10	17
STD < 5	12

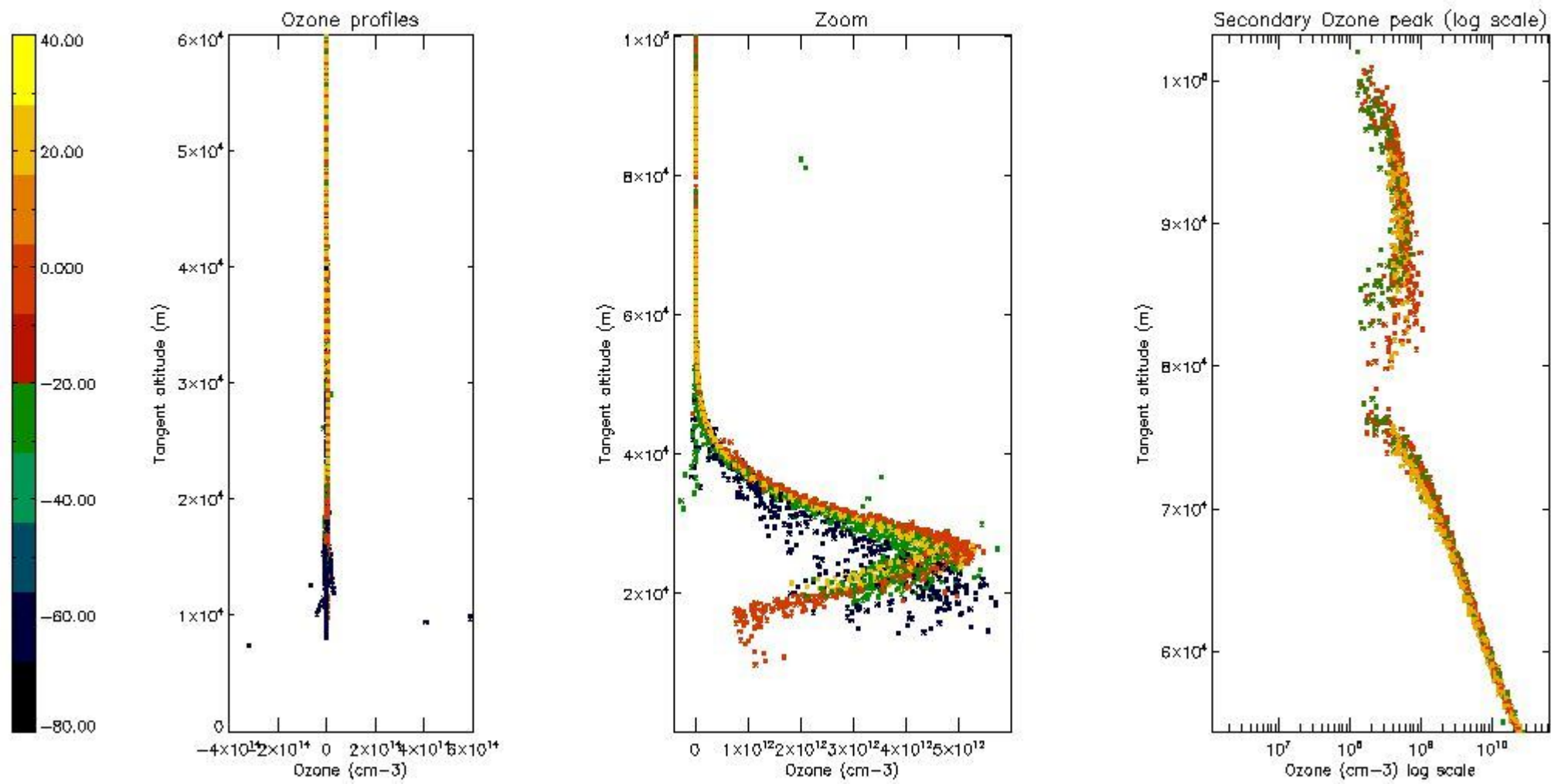
5.2 Plot ozone profiles for all STD (dark without errors)

The colorbar represents the latitude.



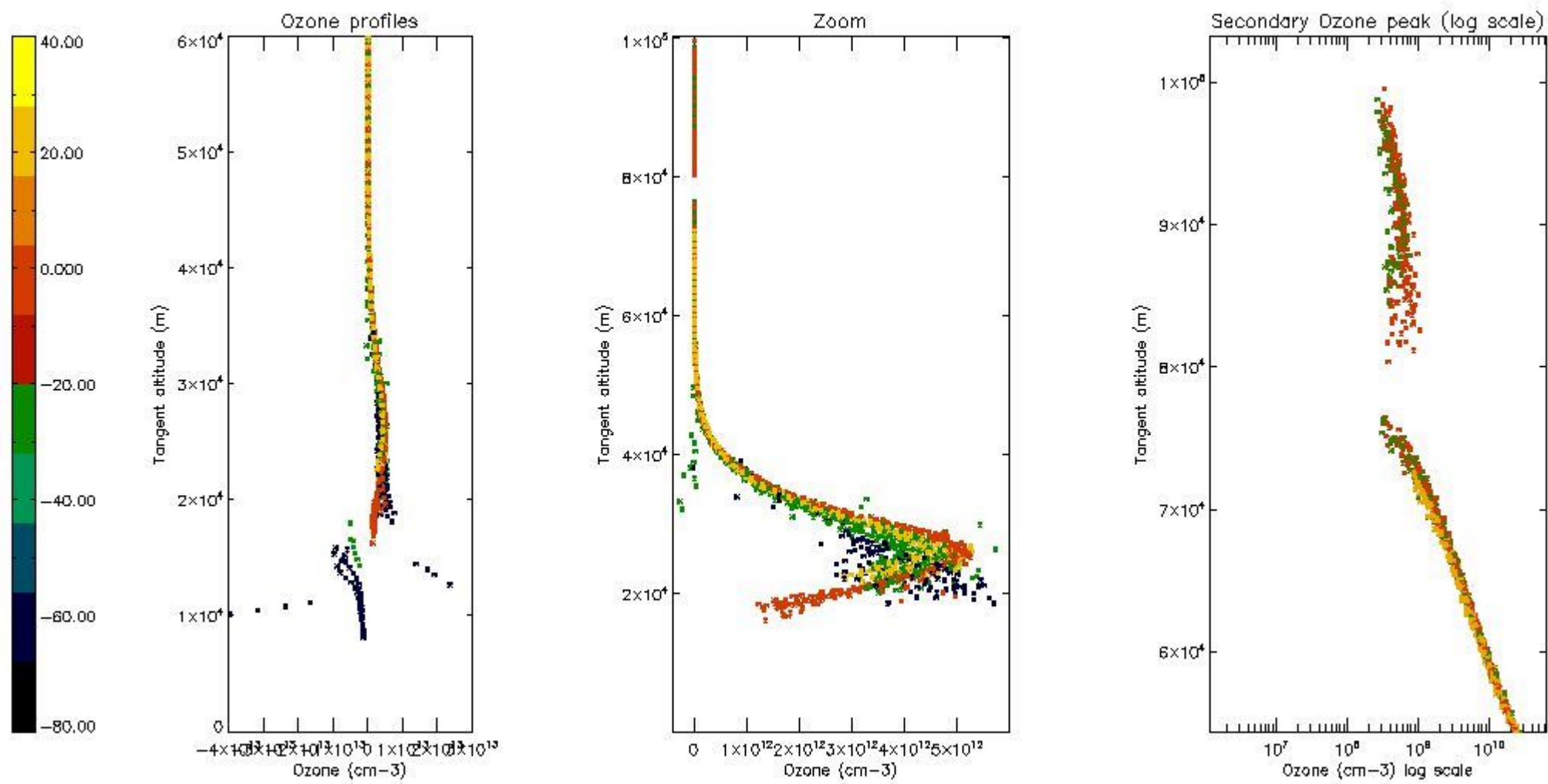
5.3 Plot ozone profiles where STD < 20% (dark without errors)

The colorbar represents the latitude.



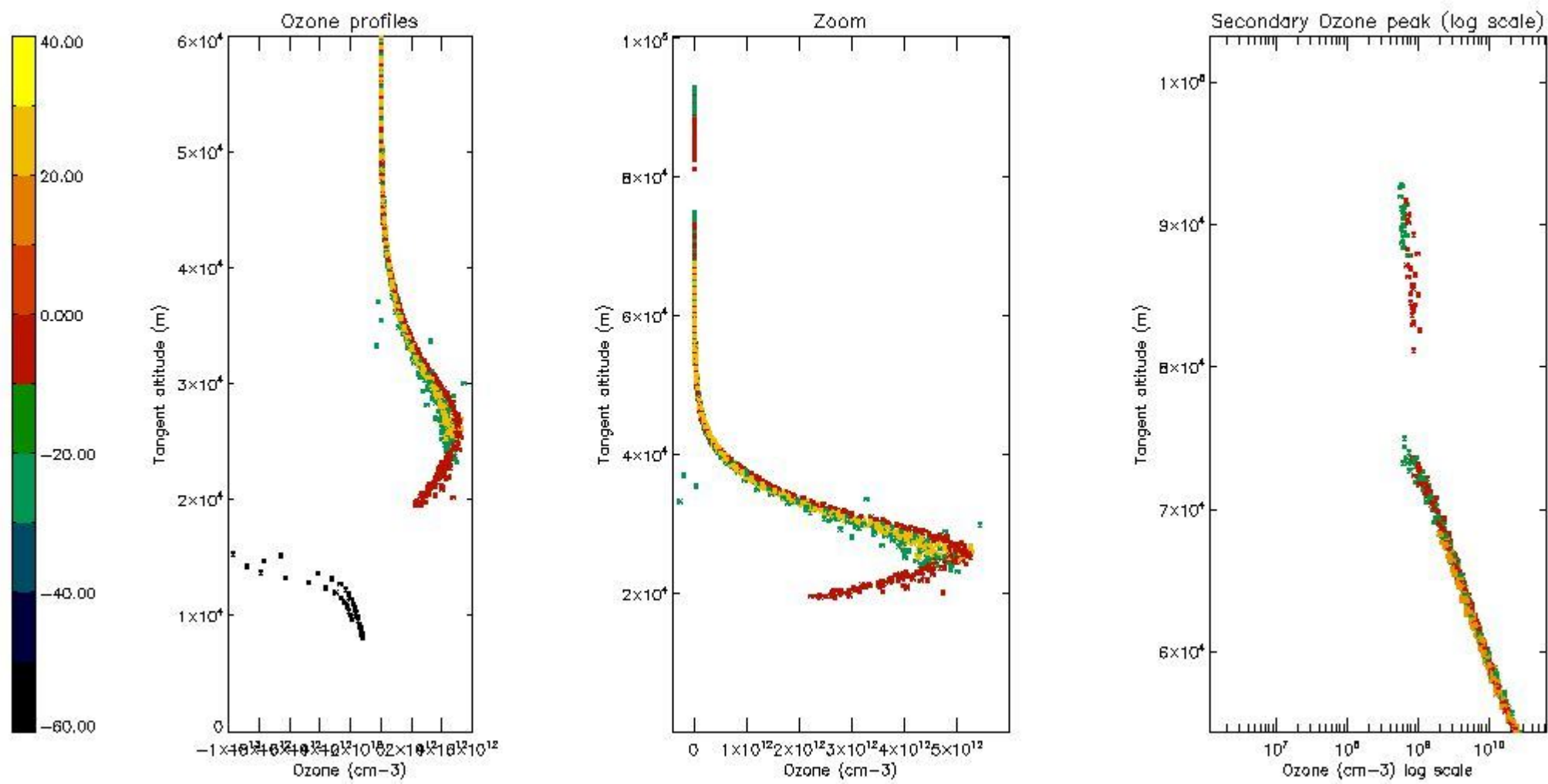
5.4 Plot ozone profiles where $STD < 10\%$ (dark without errors)

The colorbar represents the latitude.



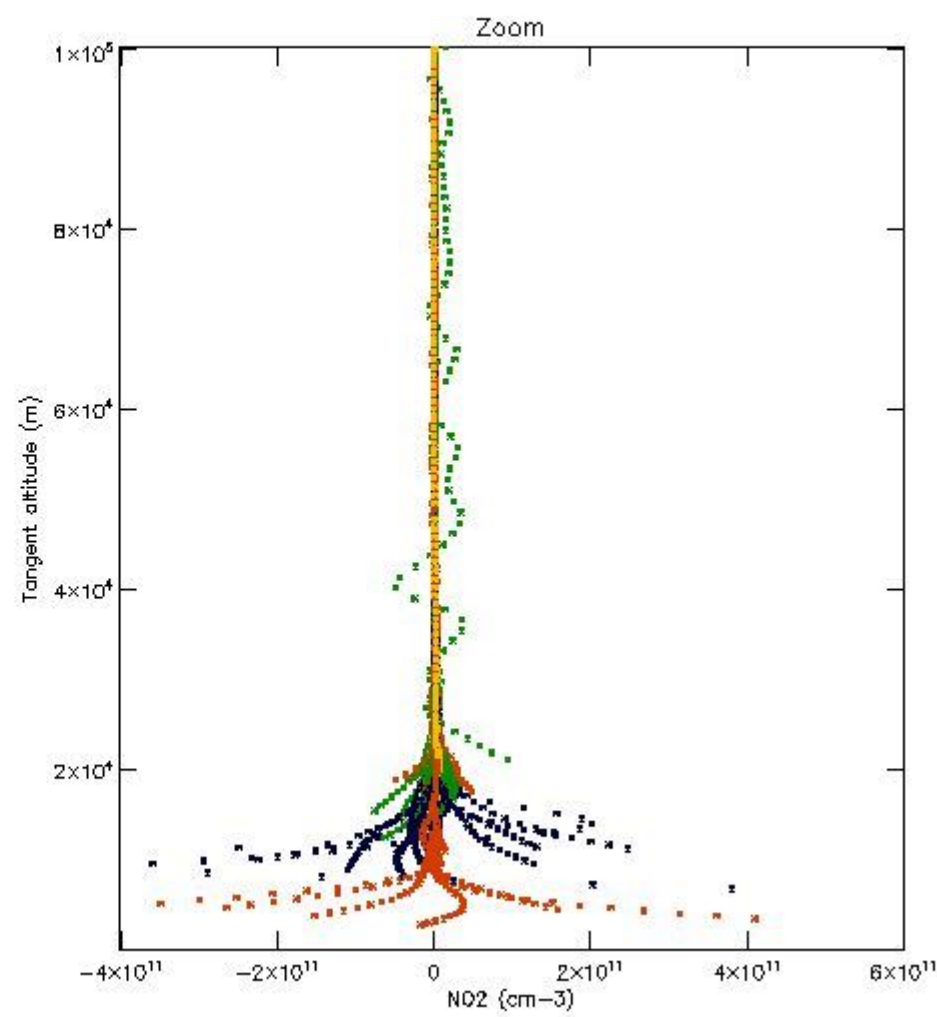
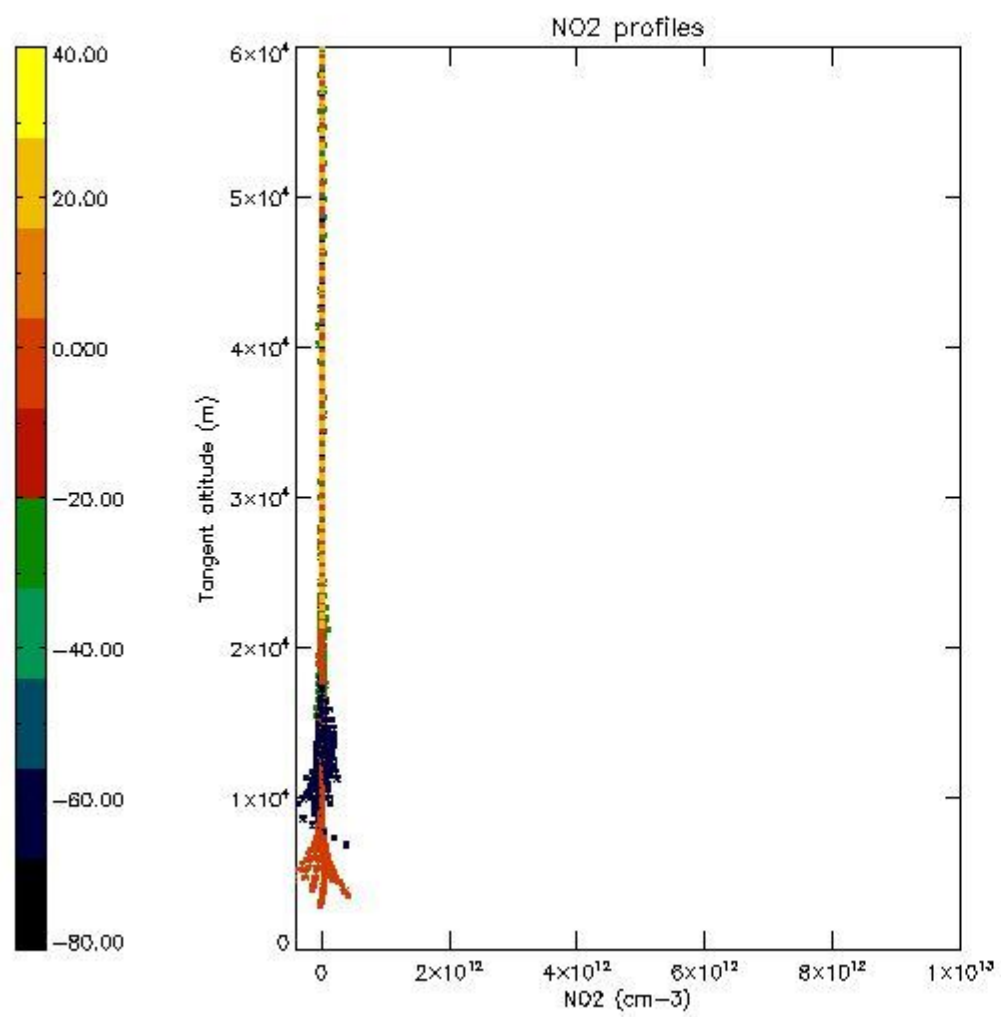
5.5 Plot ozone profiles where STD < 5% (dark without errors)

The colorbar represents the latitude.



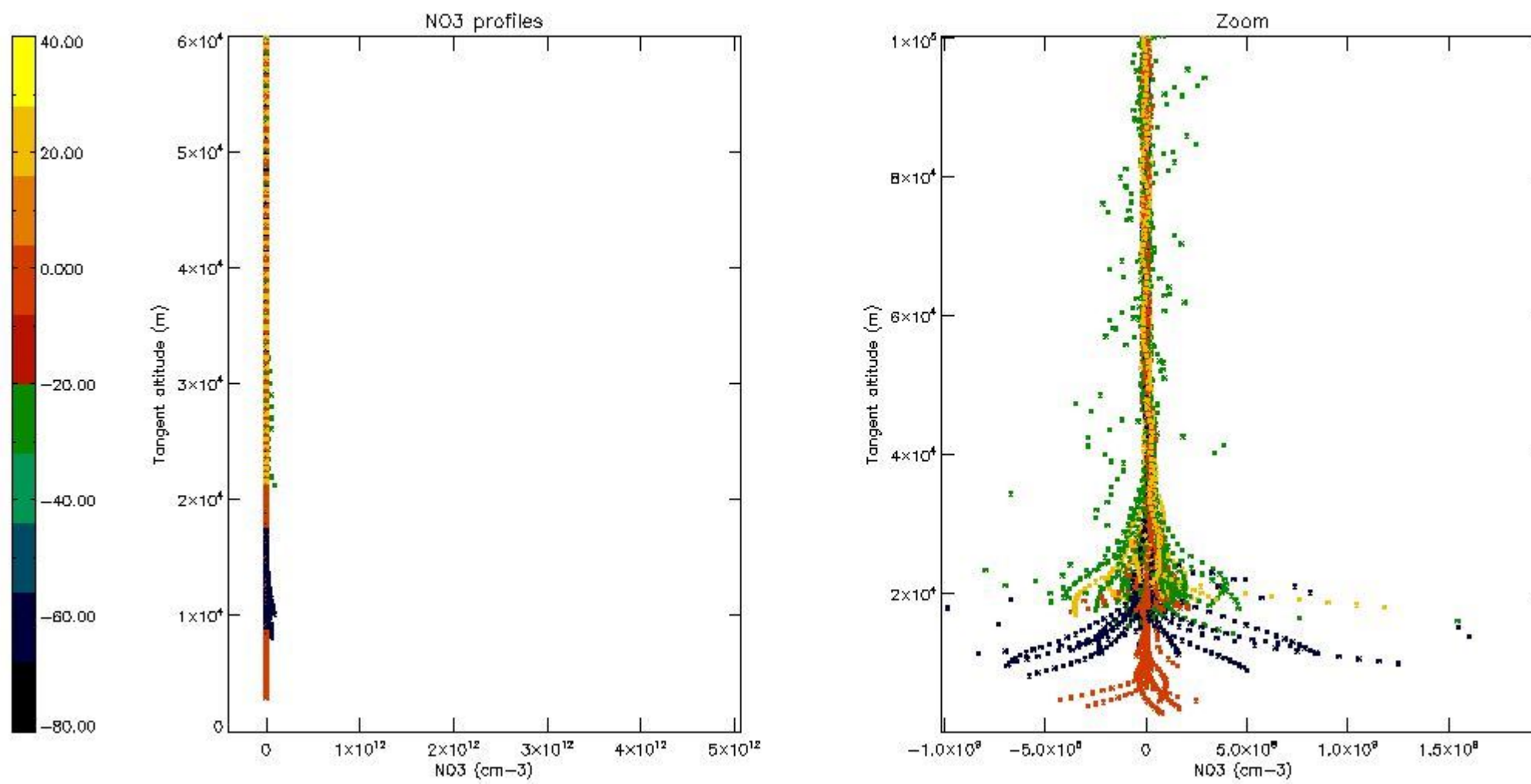
5.6 Plot NO₂ profiles for all STD (dark without errors)

The colorbar represents the latitude.



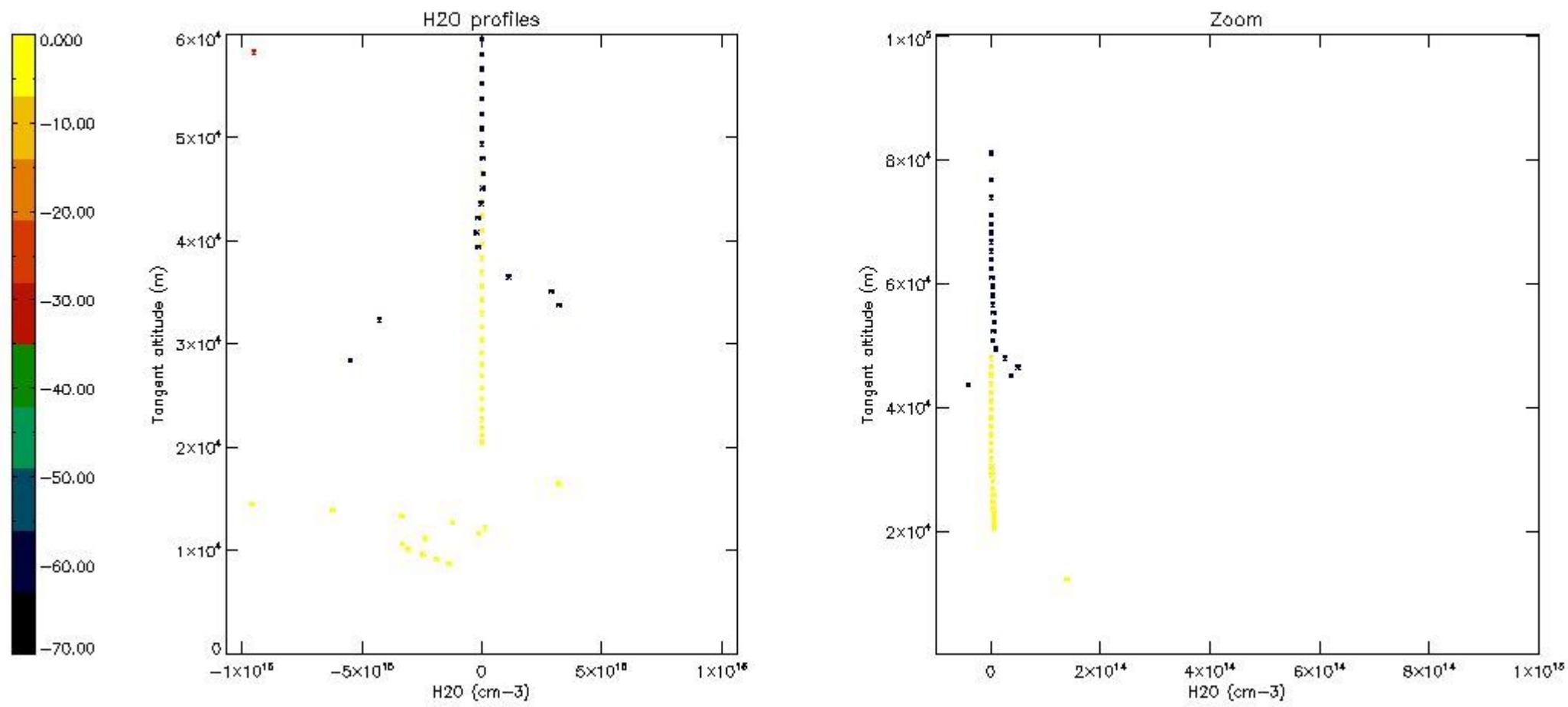
5.7 Plot NO3 profiles for all STD (dark without errors)

The colorbar represents the latitude.



5.8 Plot H₂O profiles for all STD (only for occultations of stars 1,2,3,4,13,14,16,26,63 dark without errors)

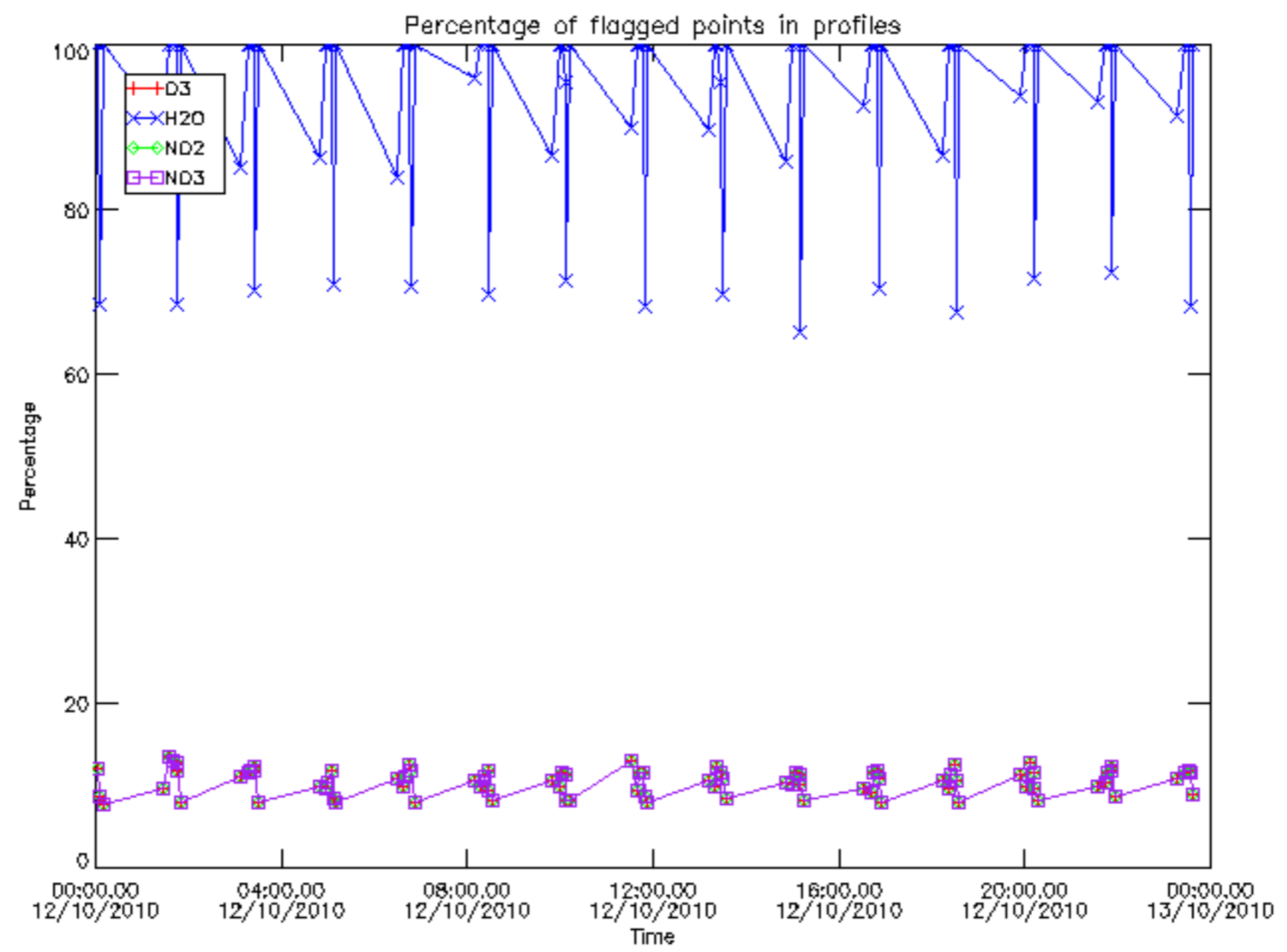
The colorbar represents the latitude.



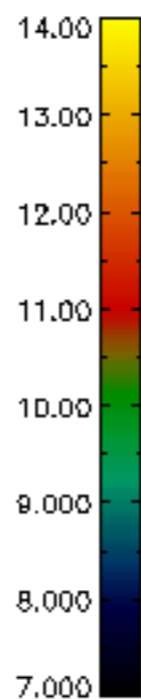
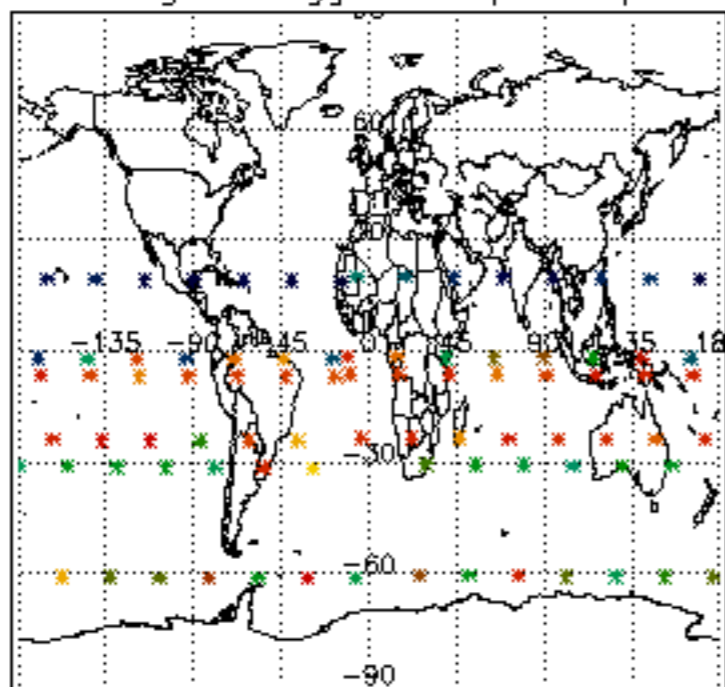
6. Auxiliary Data Files used for the production reported in section 2

The number reported in the third column indicates since which file (see list in section 2) the corresponding auxiliary file has been used. The fourth column is the date of those product files.

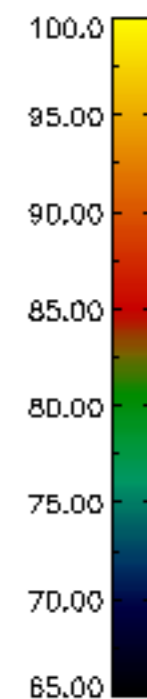
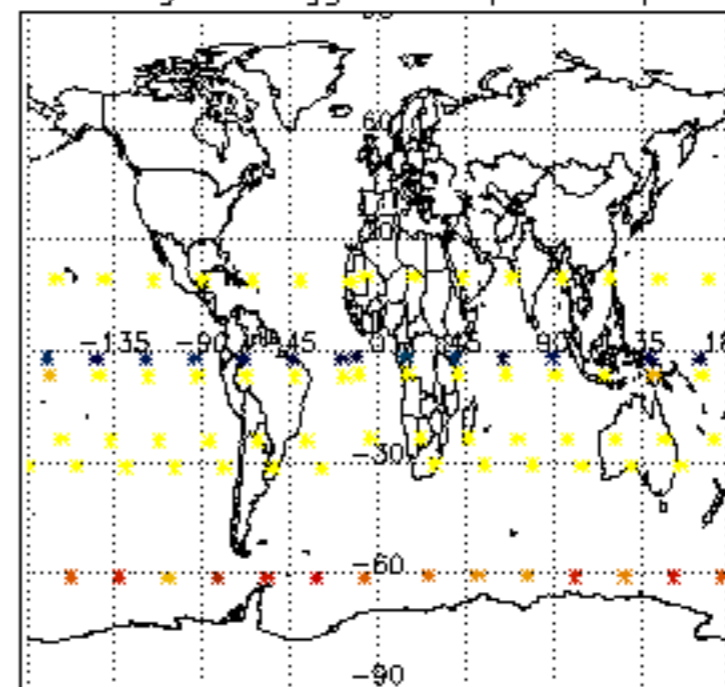
Type	Auxiliary Filename	Used since product	Used since product date
INST_PHYS_CHARACTERISTICS	GOM_INS_AXVIEC20091111_143220_20030716_120000_20500101_000000	1	12-OCT-2010 00:03:28
LEVEL-2_PROC_CONFIG	GOM_PR2_AXVIEC20091111_152718_20020301_000000_20500101_000000	1	12-OCT-2010 00:03:28
CROSS_SECTIONS_FILE	GOM_CRS_AXVIEC20091111_154832_20020301_000000_20500101_000000	1	12-OCT-2010 00:03:28



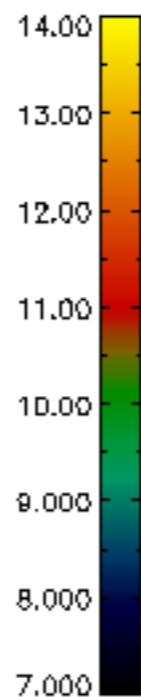
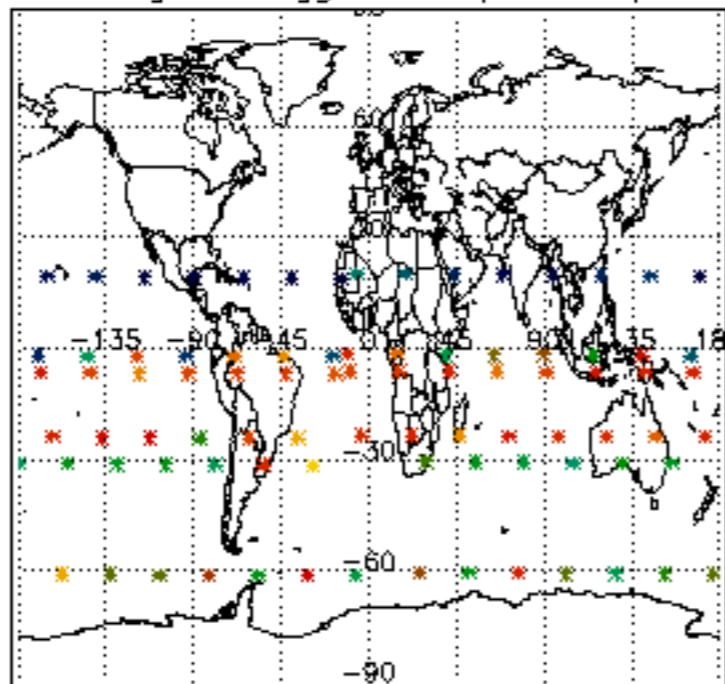
Percentage of flagged data per D3 profile



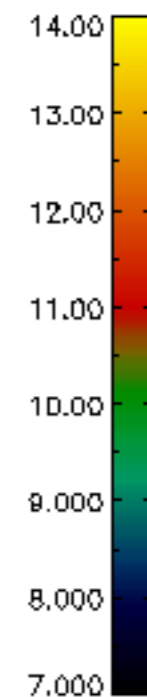
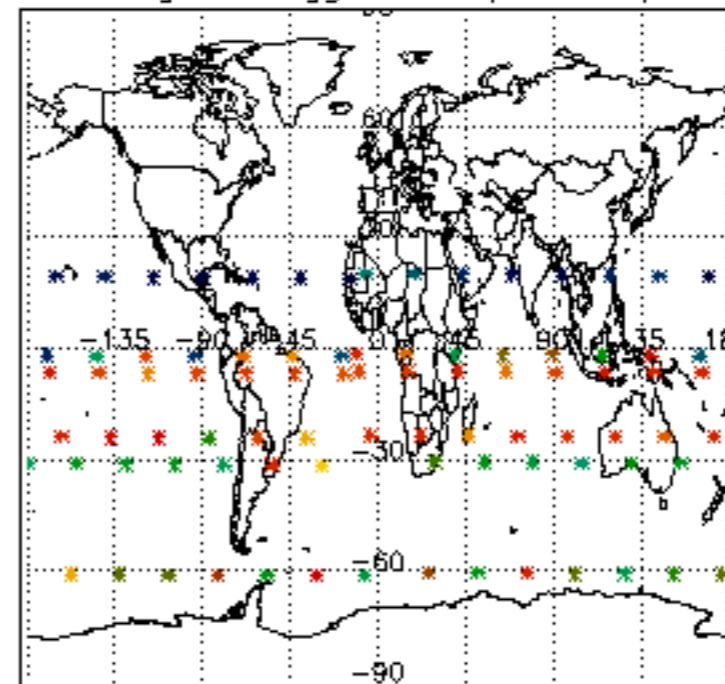
Percentage of flagged data per H2O profile

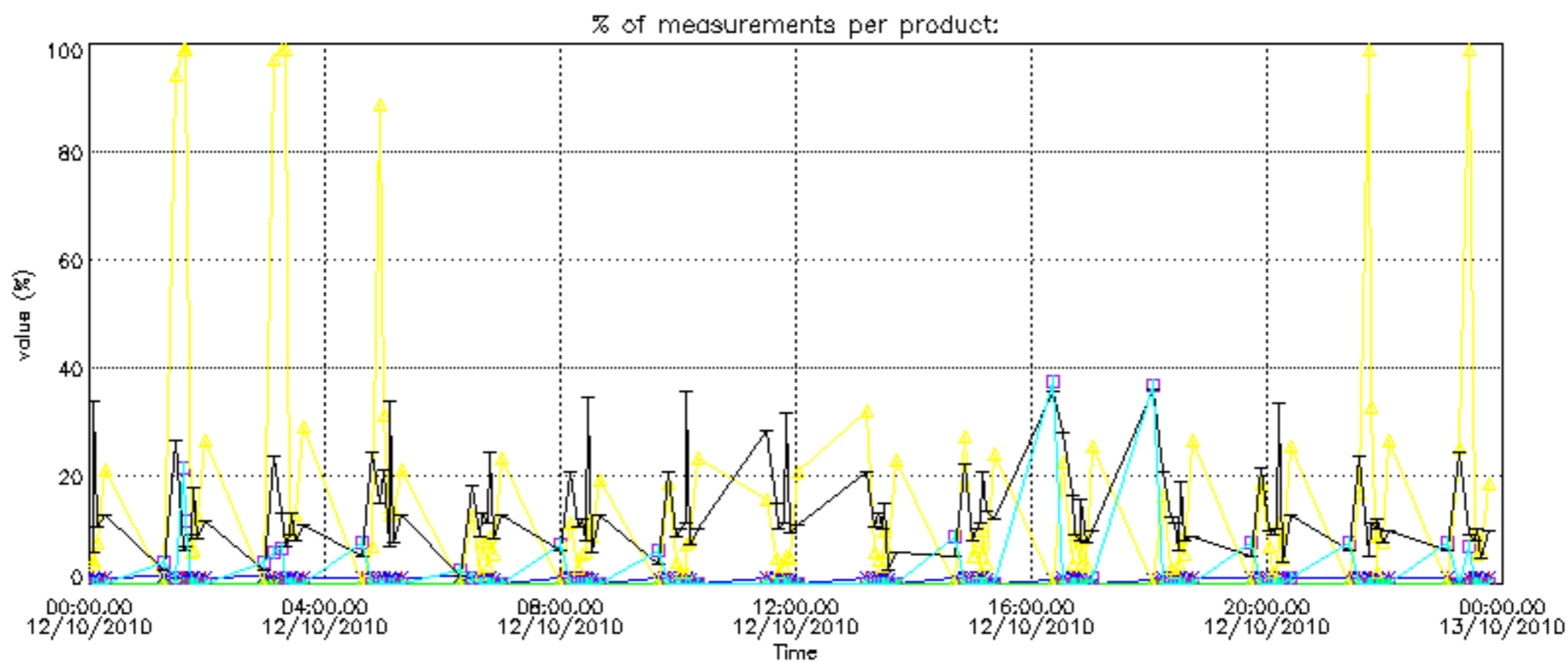


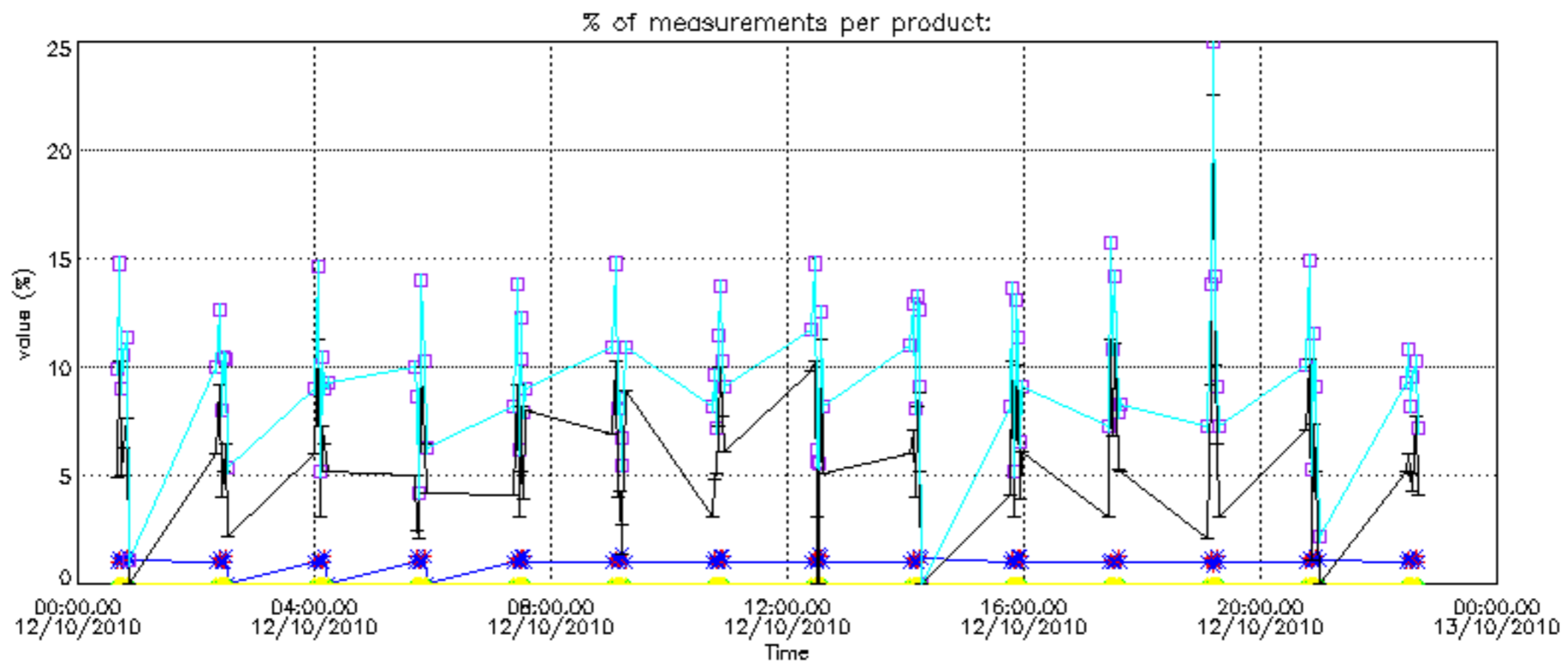
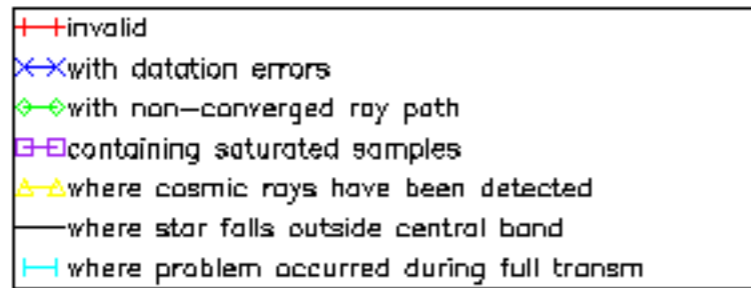
Percentage of flagged data per NO2 profile



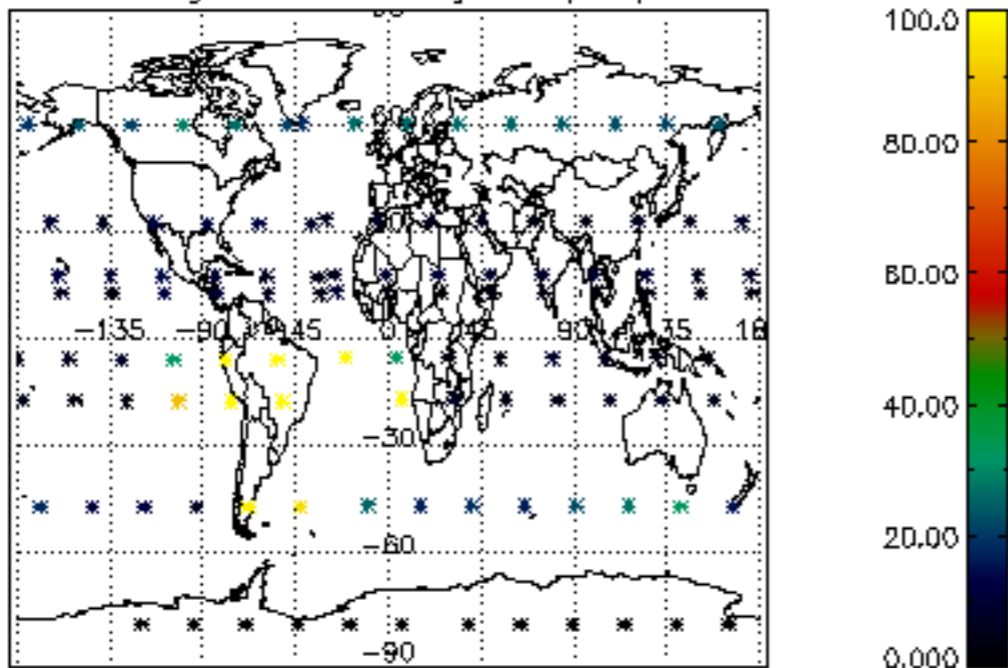
Percentage of flagged data per NO3 profile



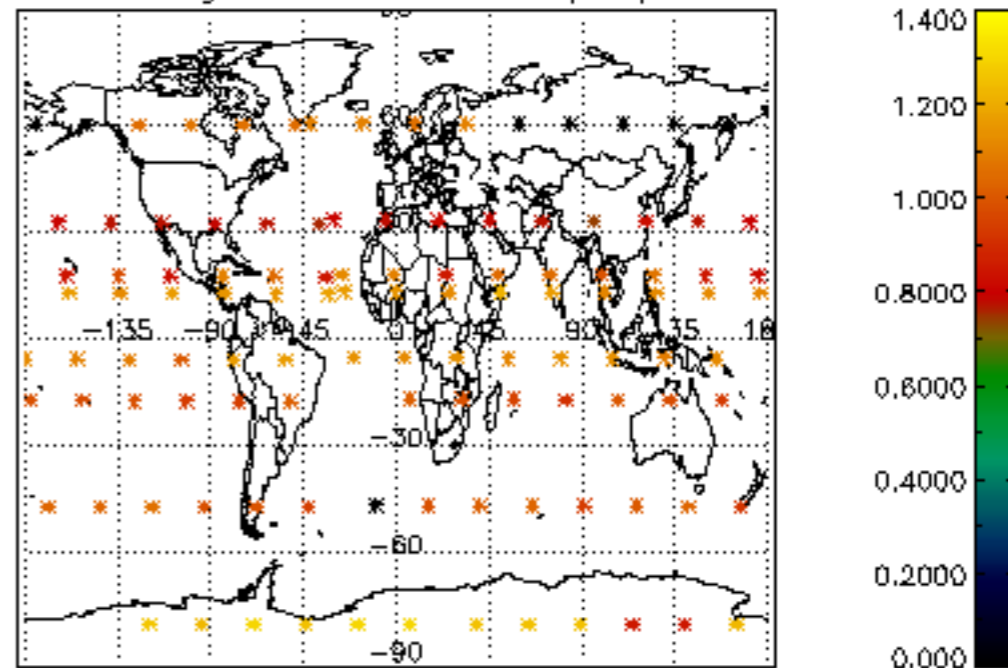




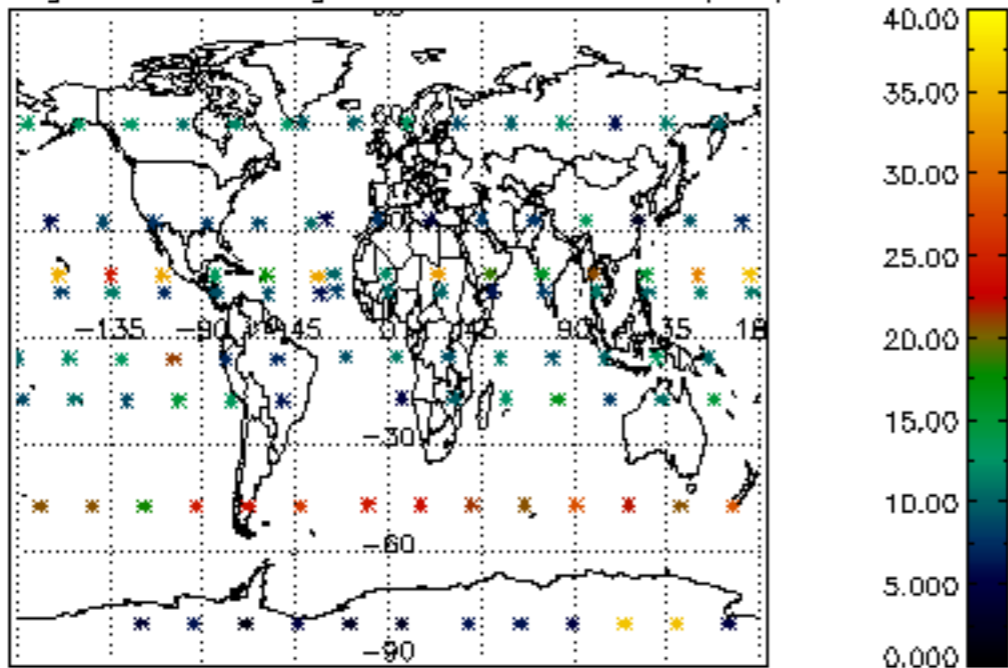
Percentage of cosmic ray hits per profile



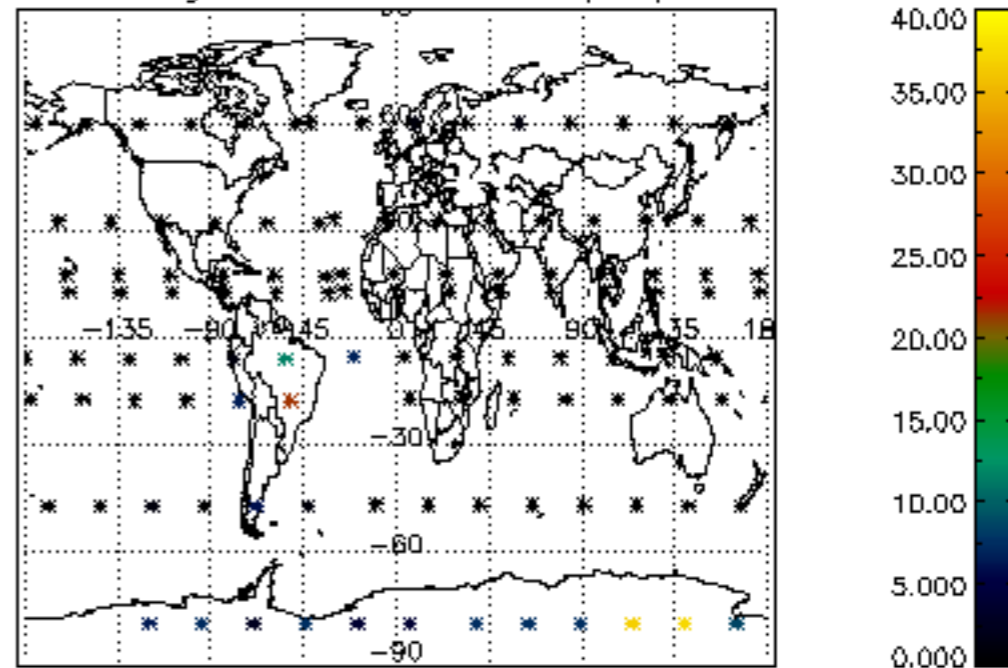
Percentage of datation errors per profile



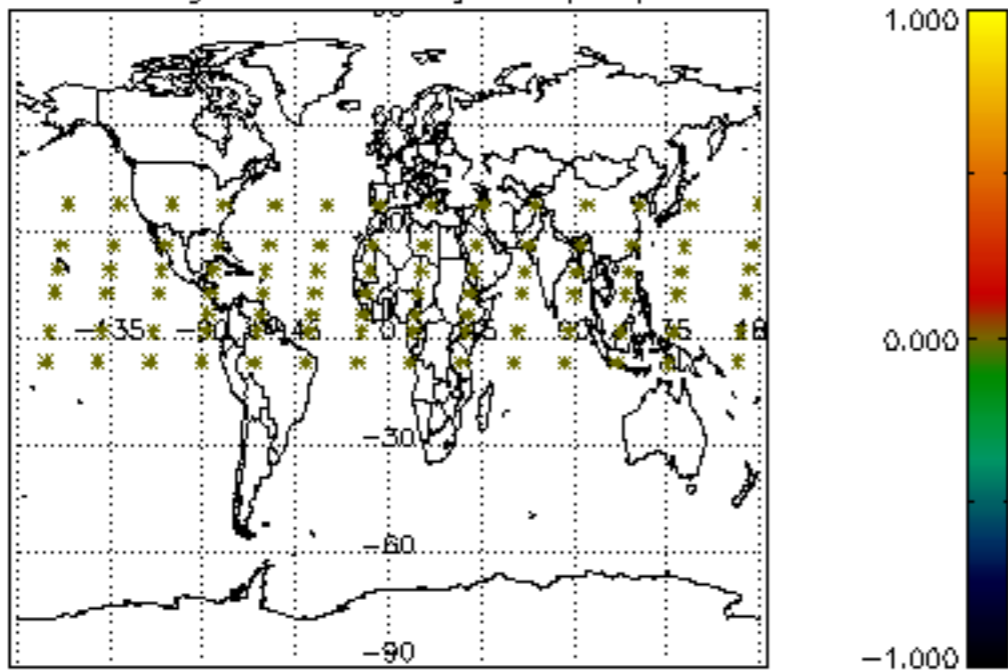
Percentage of star falling outside central band per profile



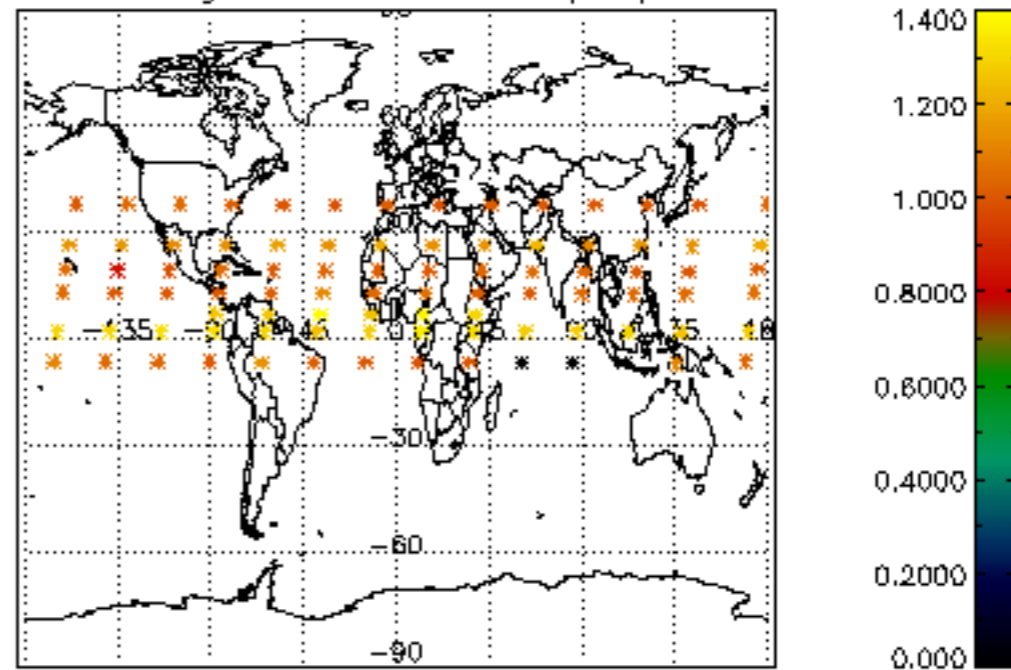
Percentage of saturation errors per profile



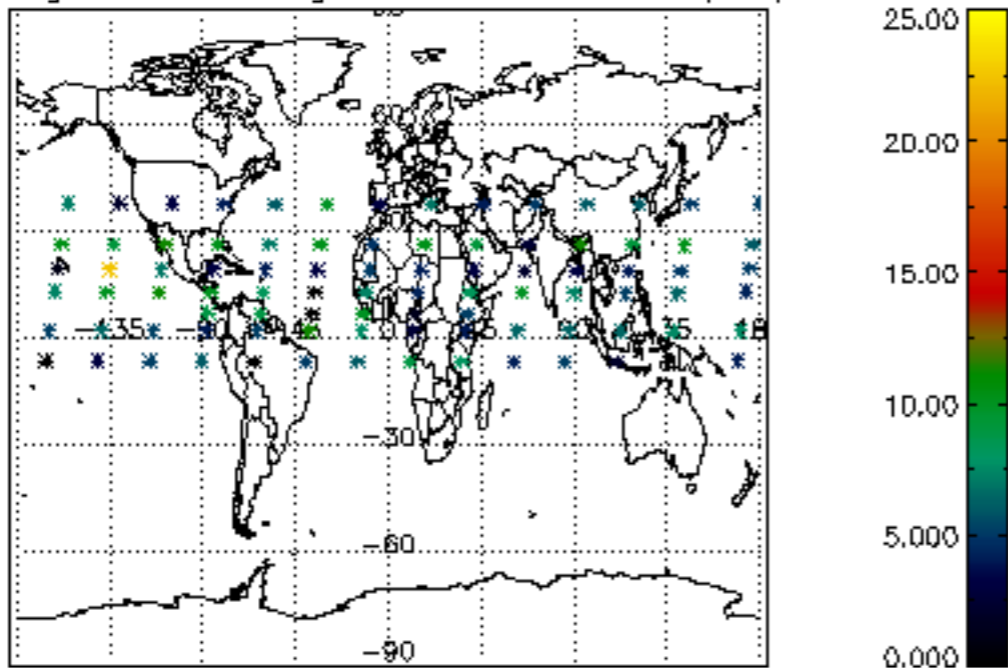
Percentage of cosmic ray hits per profile



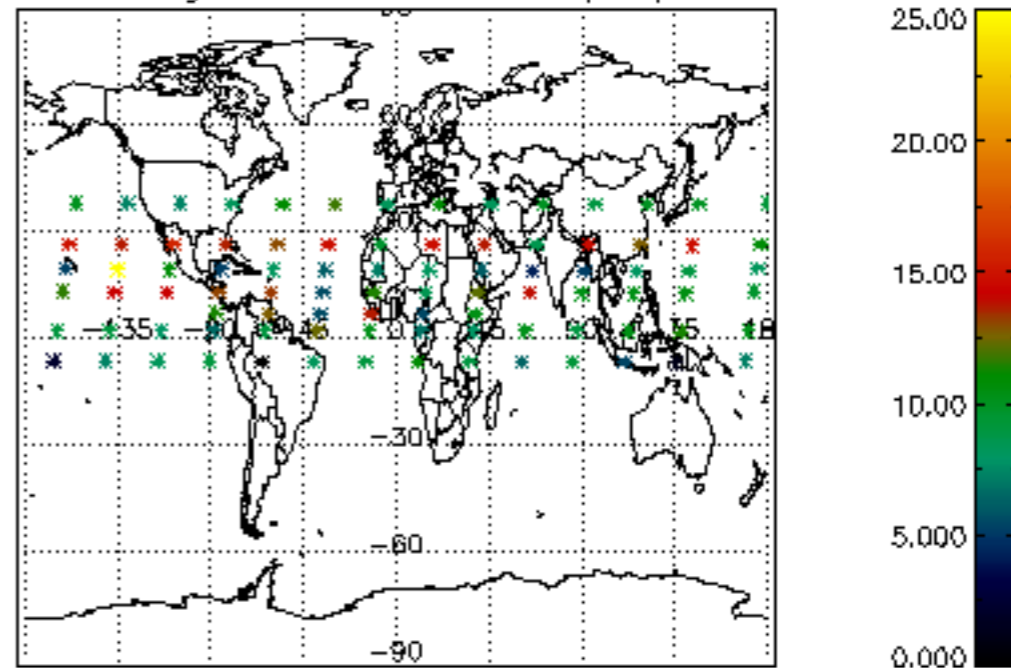
Percentage of datation errors per profile

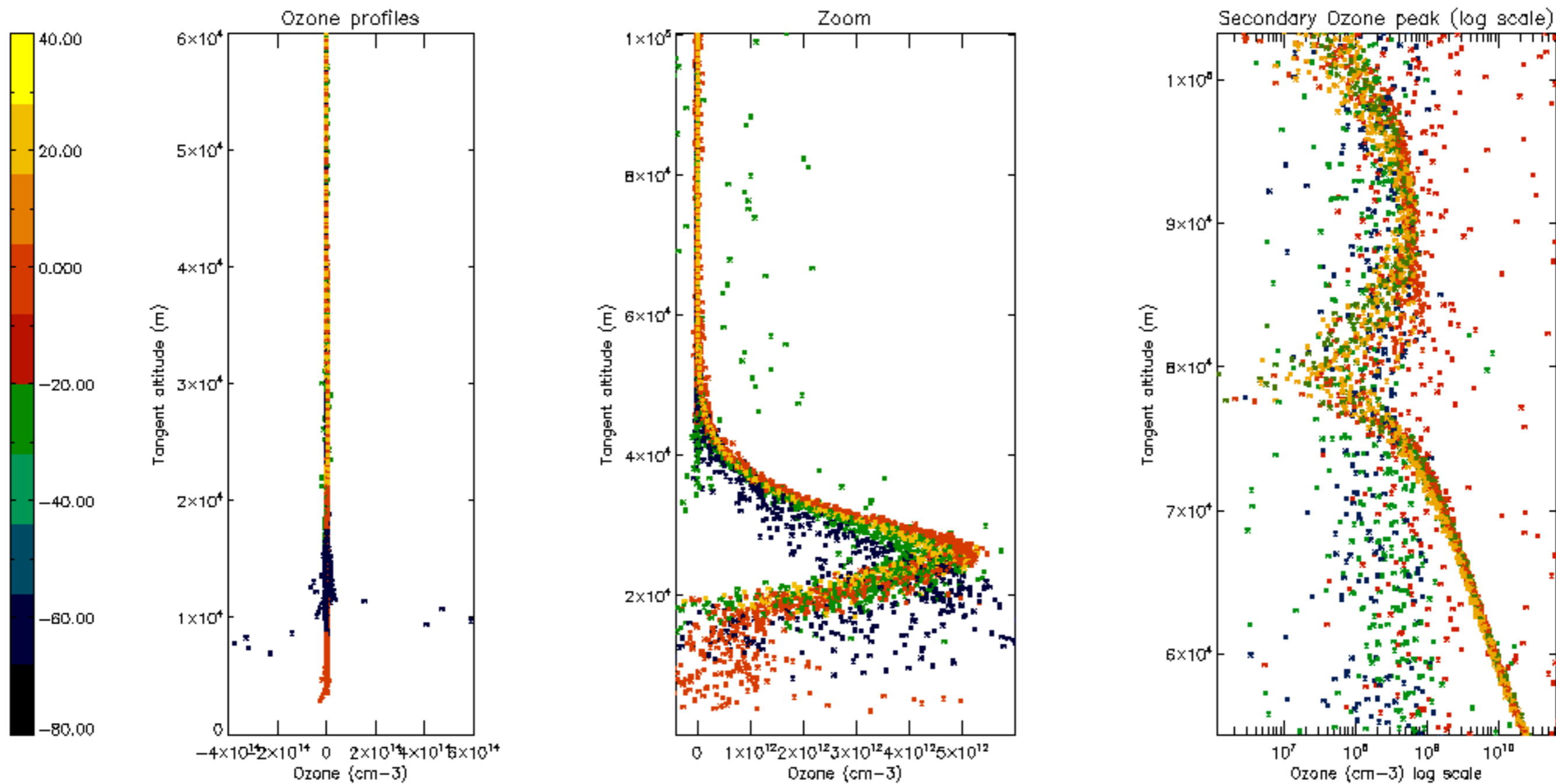


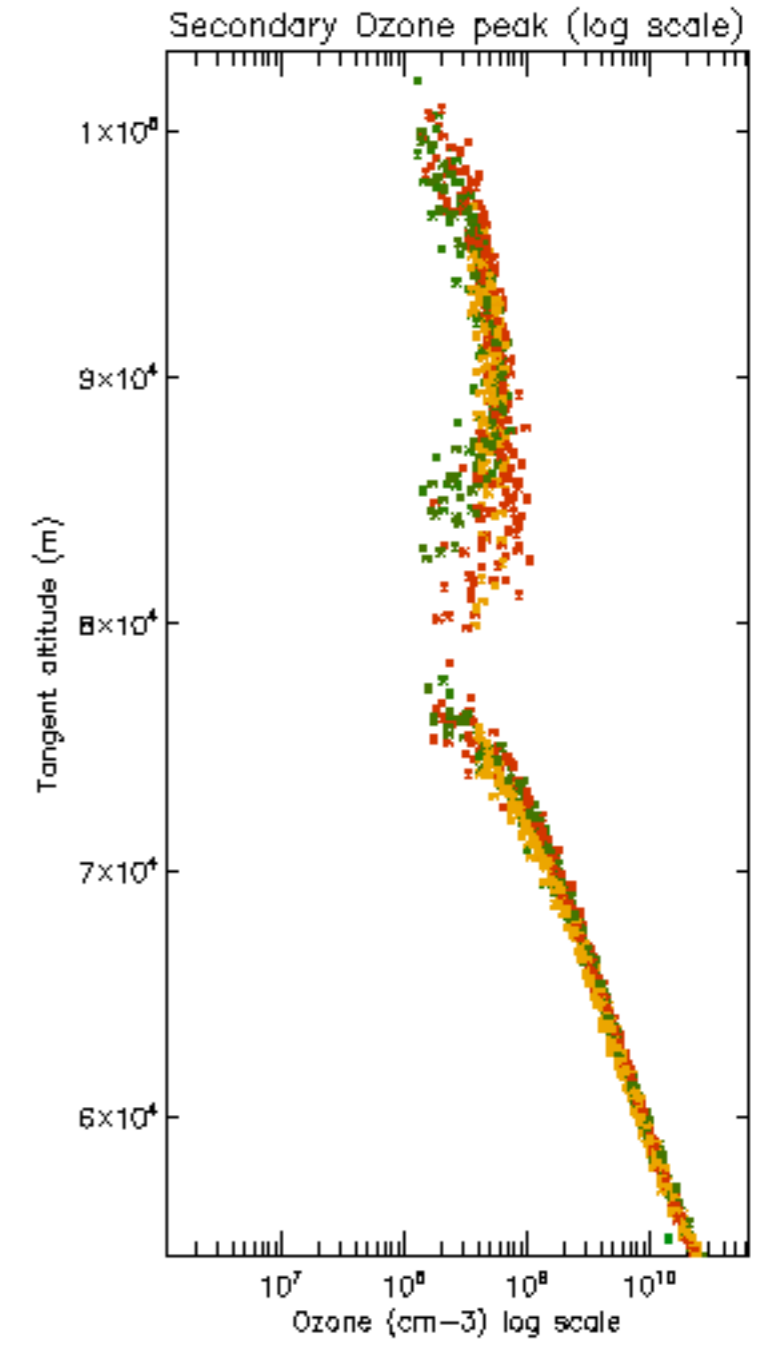
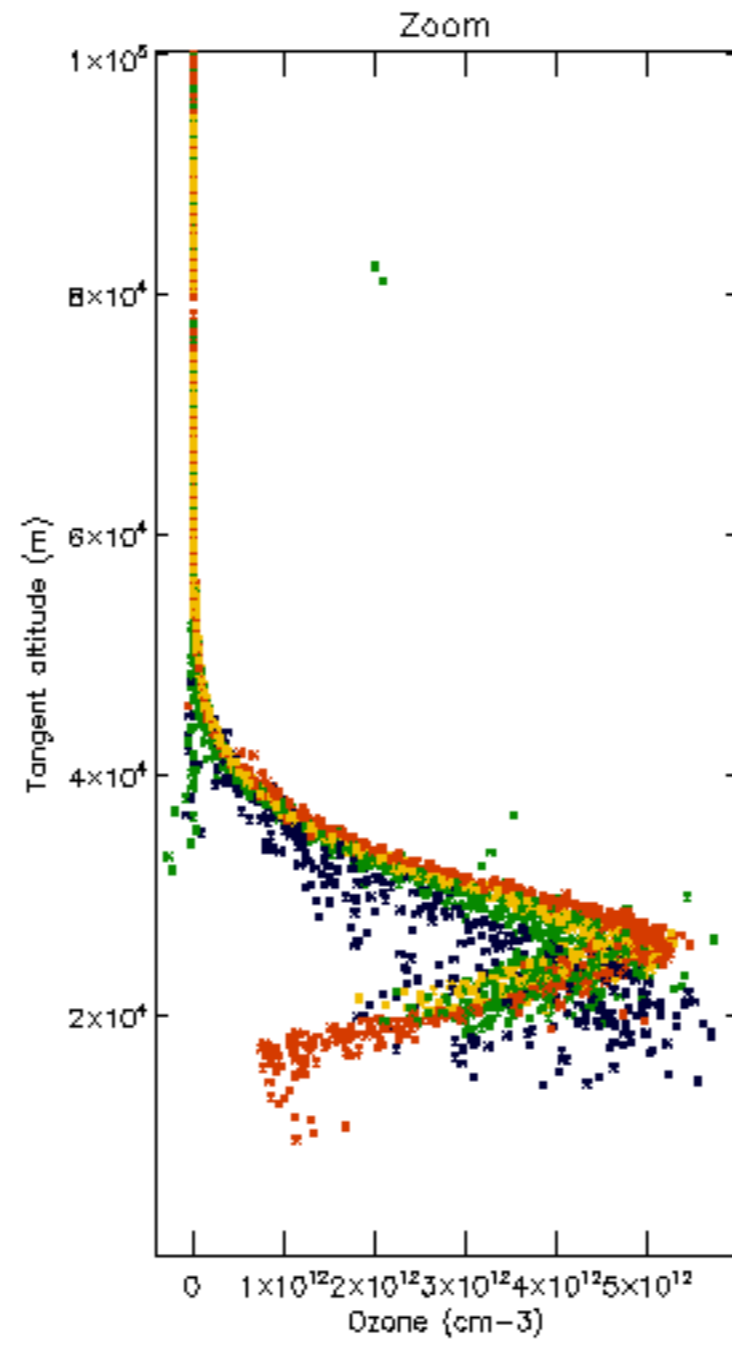
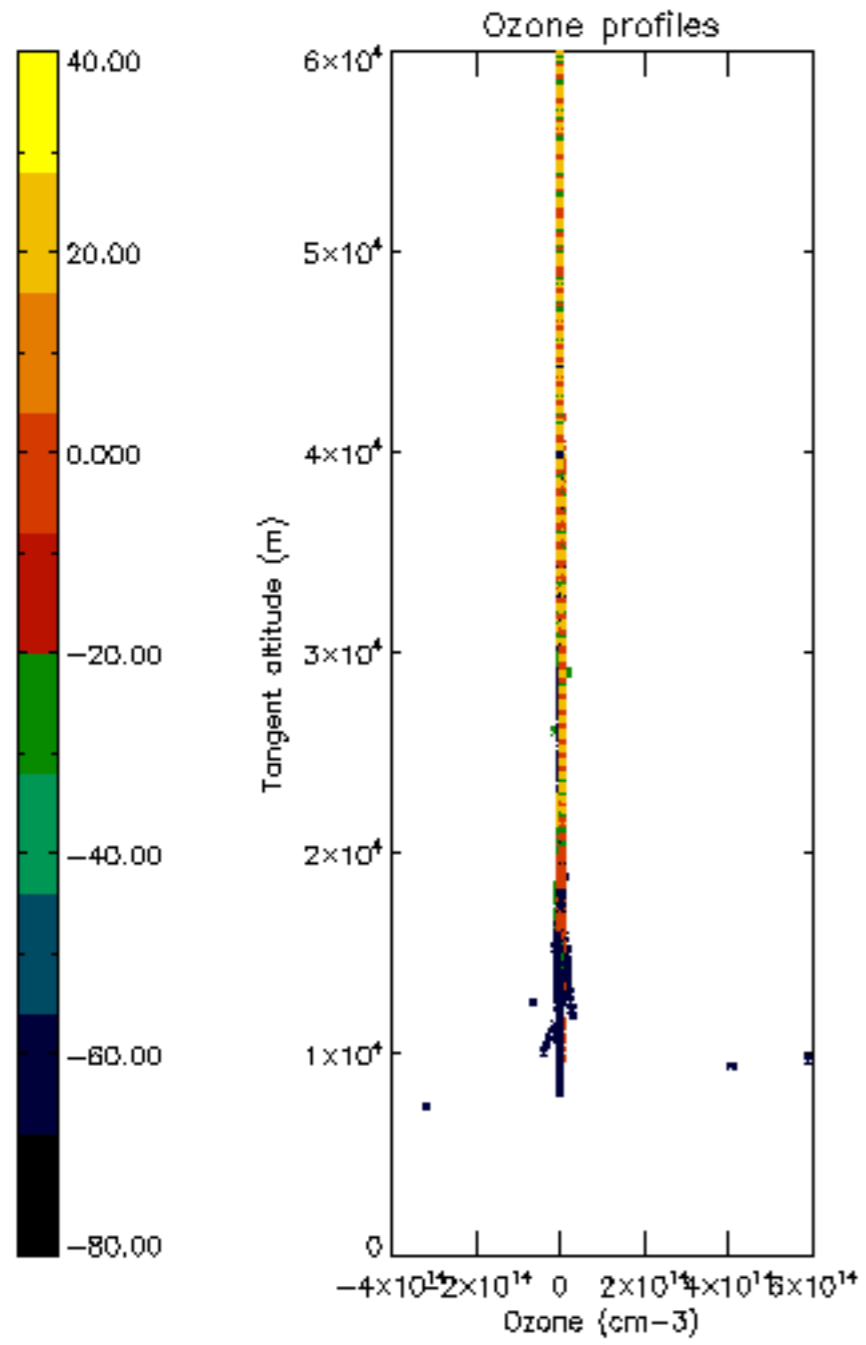
Percentage of star falling outside central band per profile

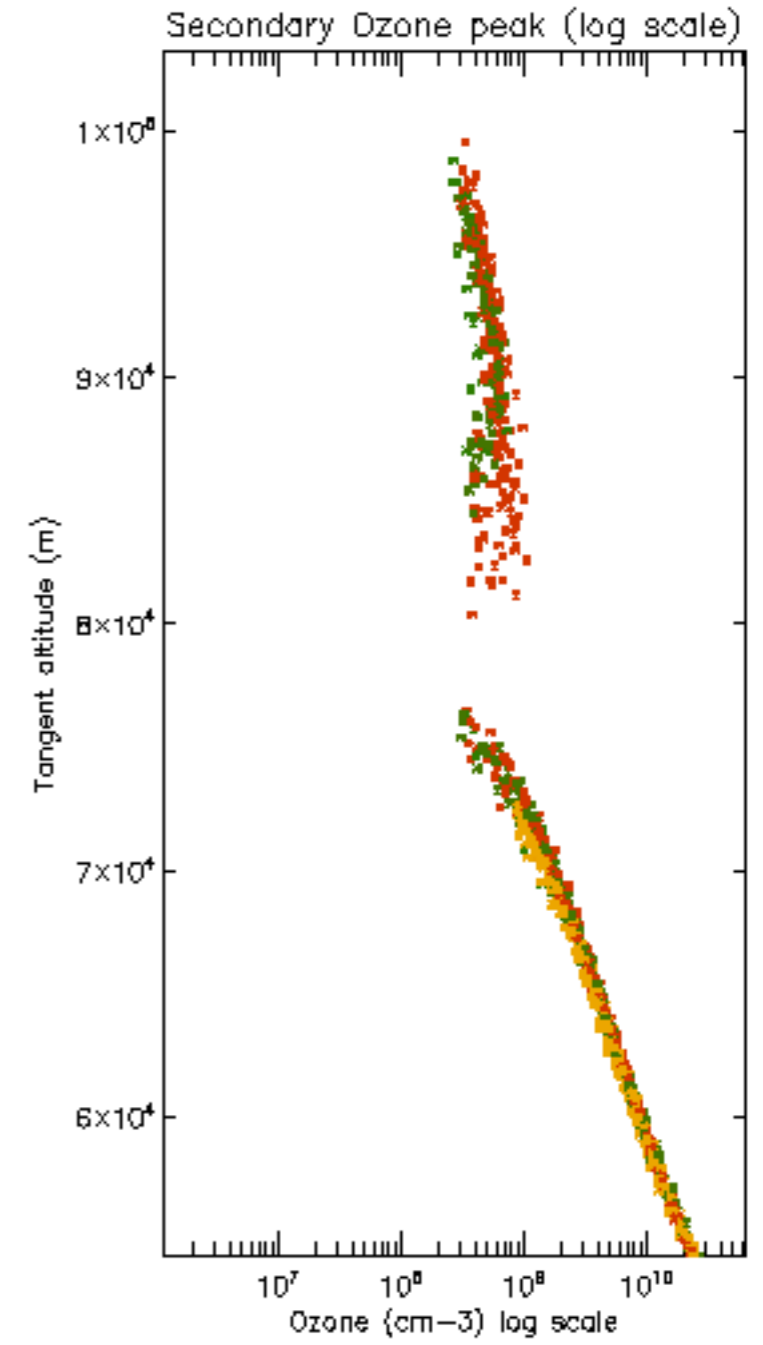
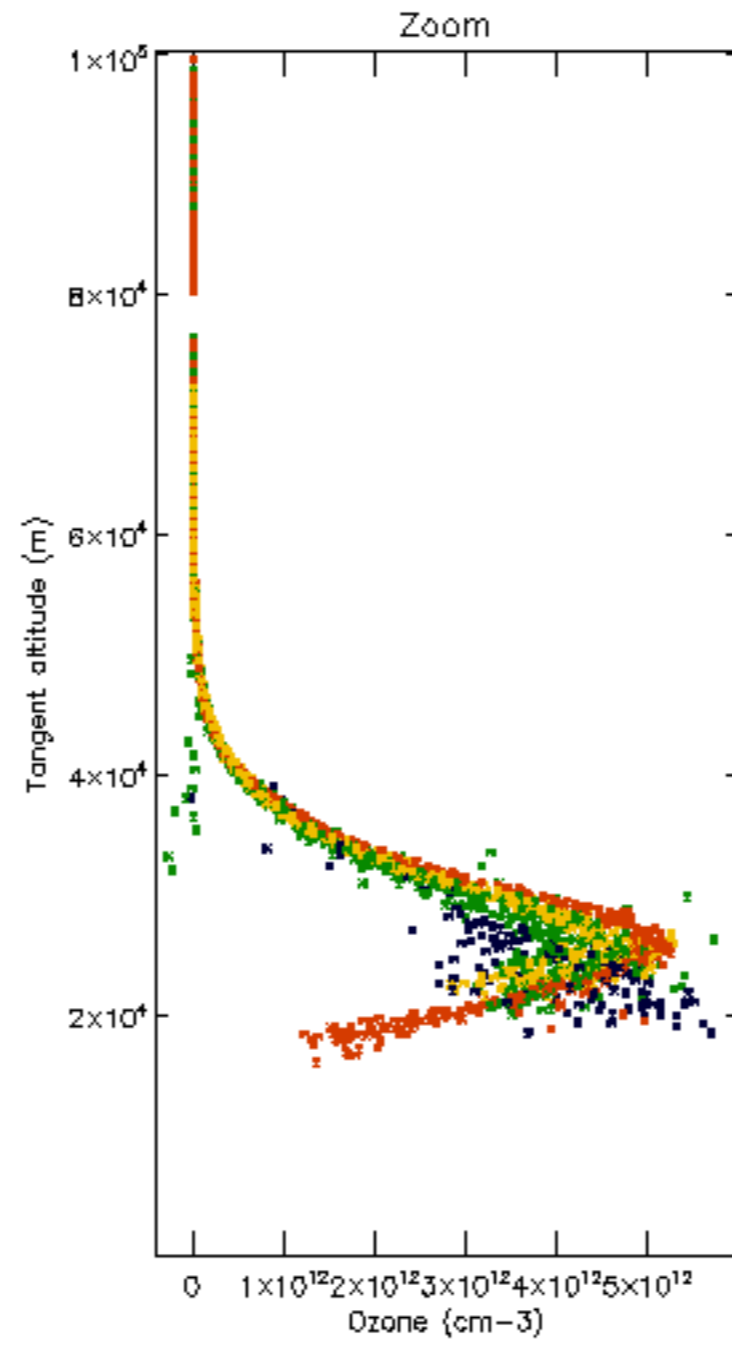
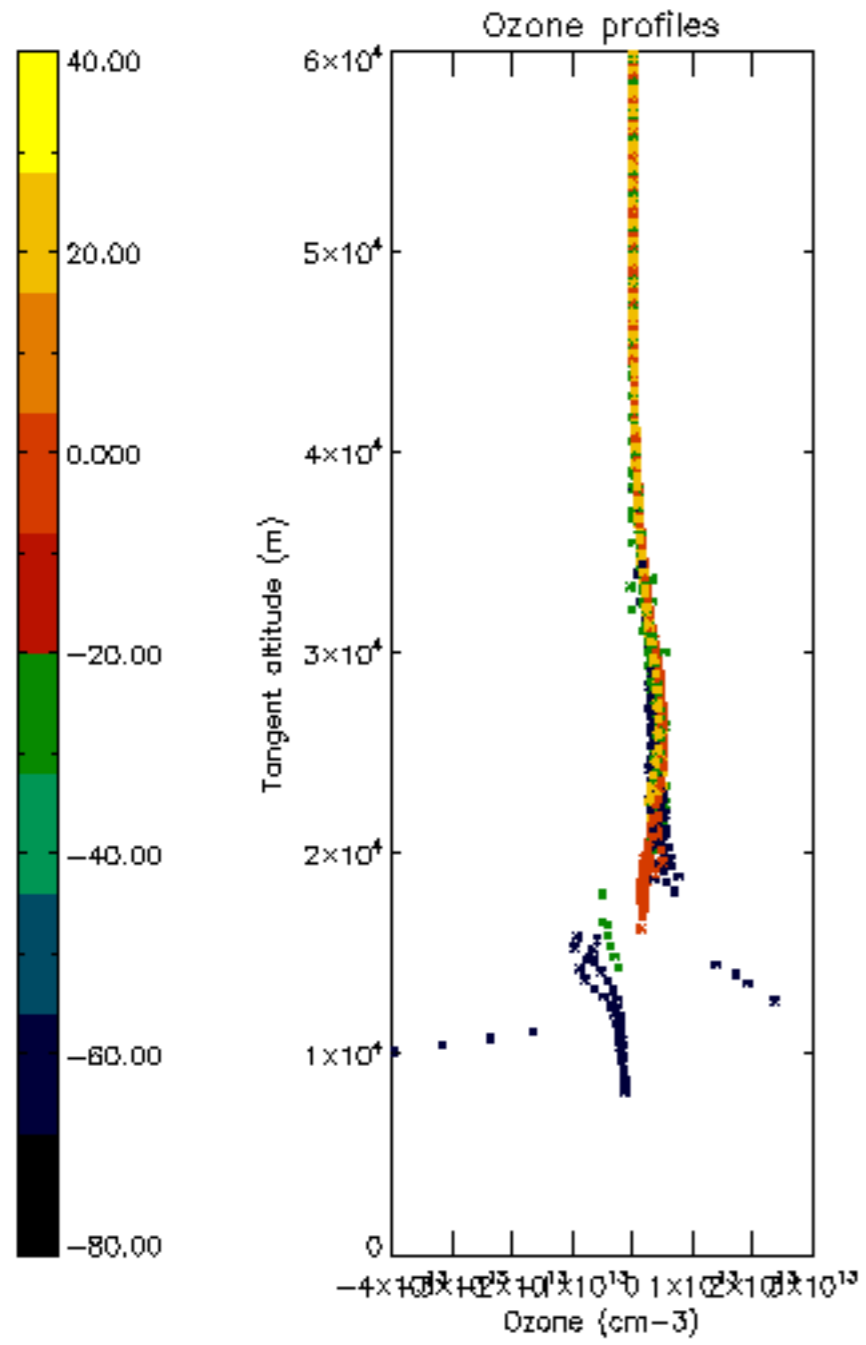


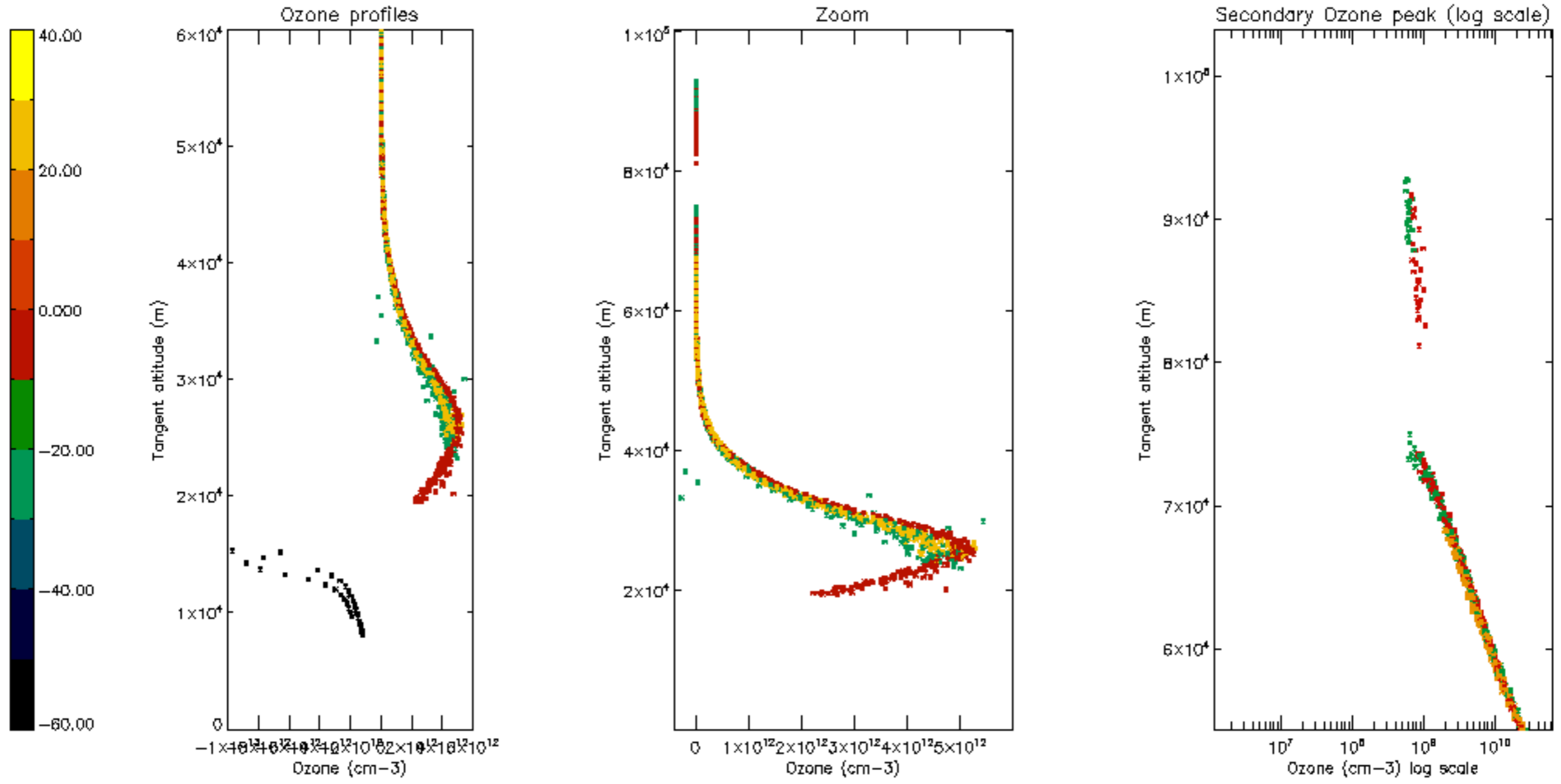
Percentage of saturation errors per profile

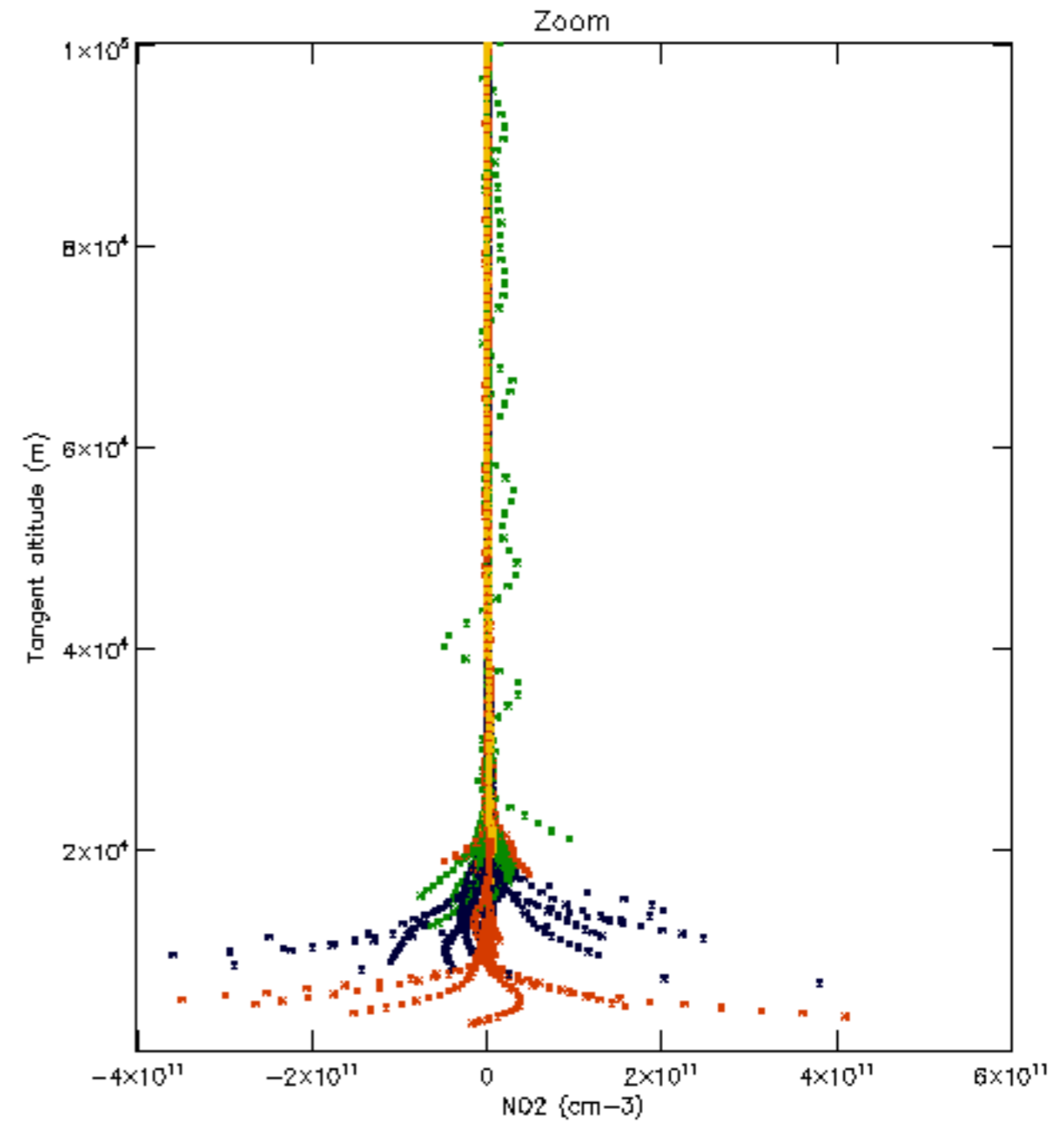
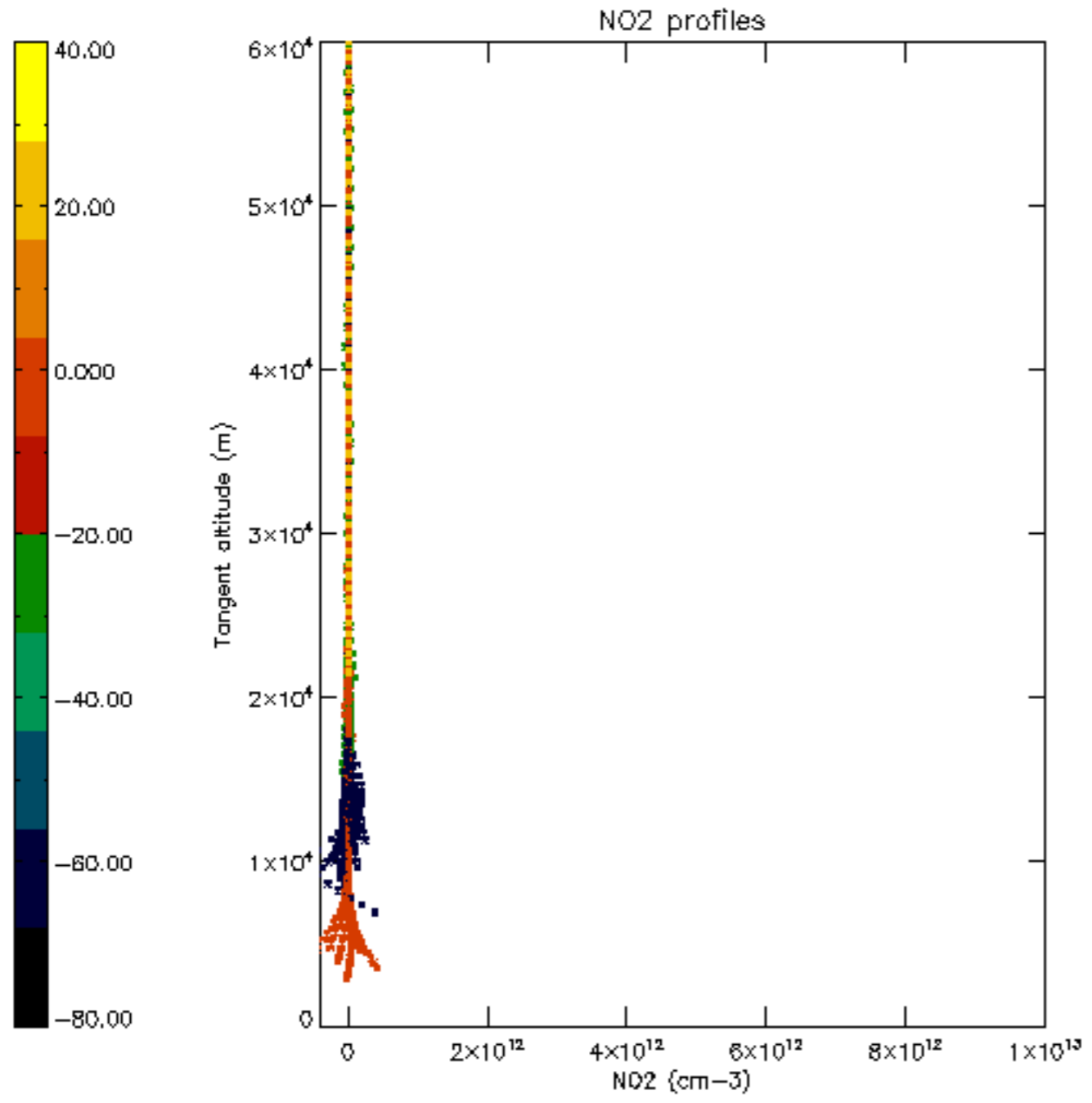


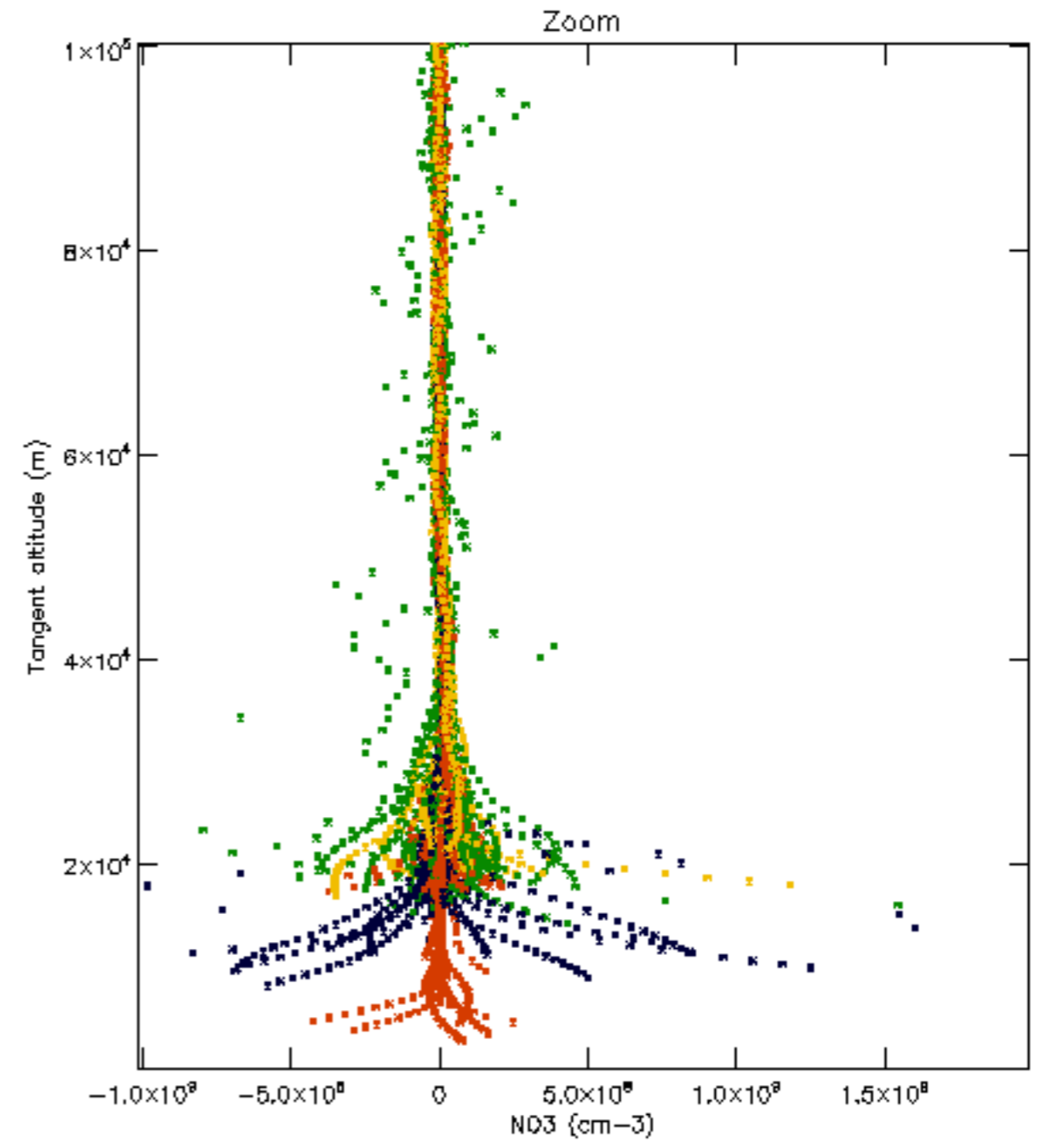
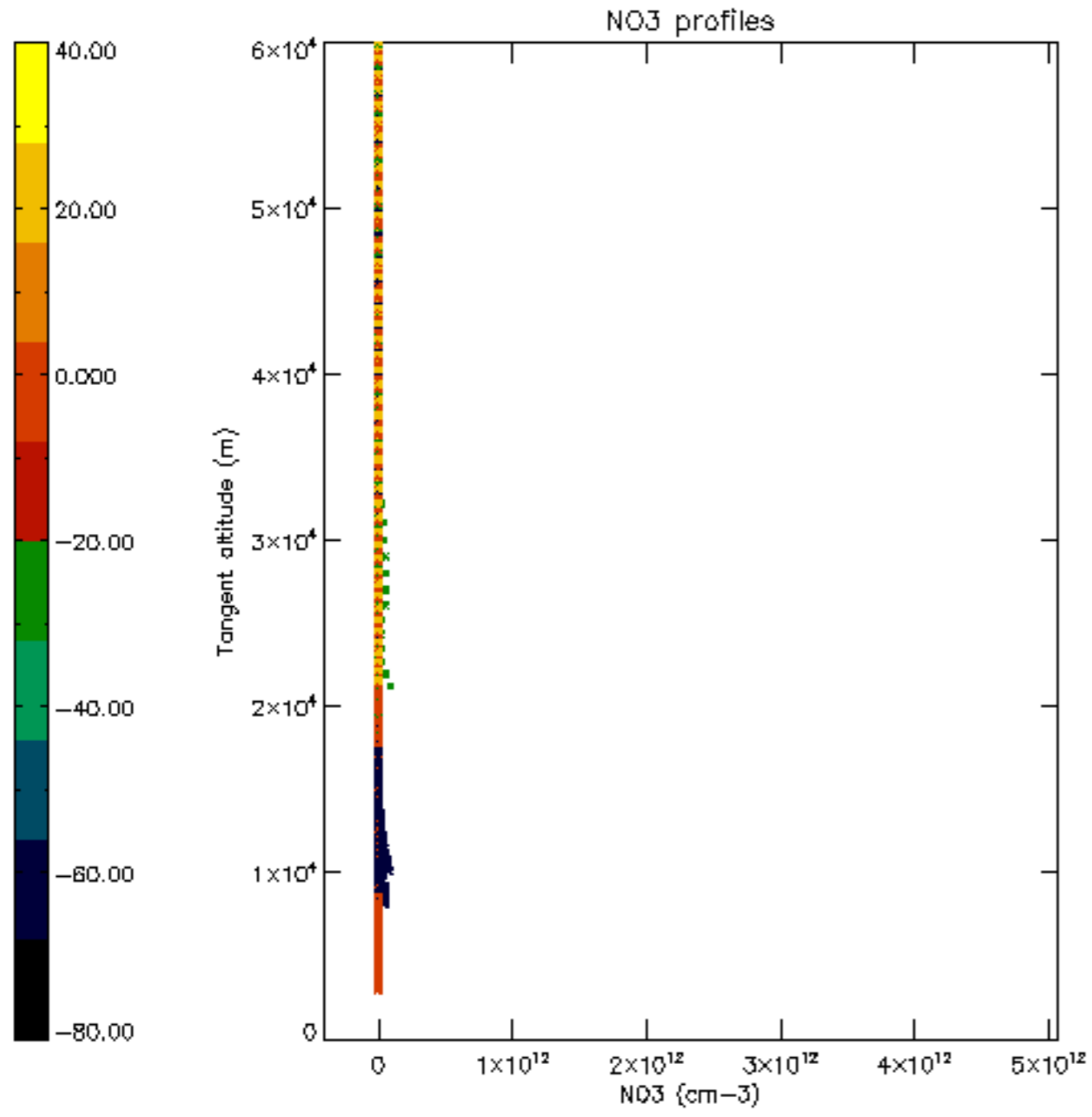


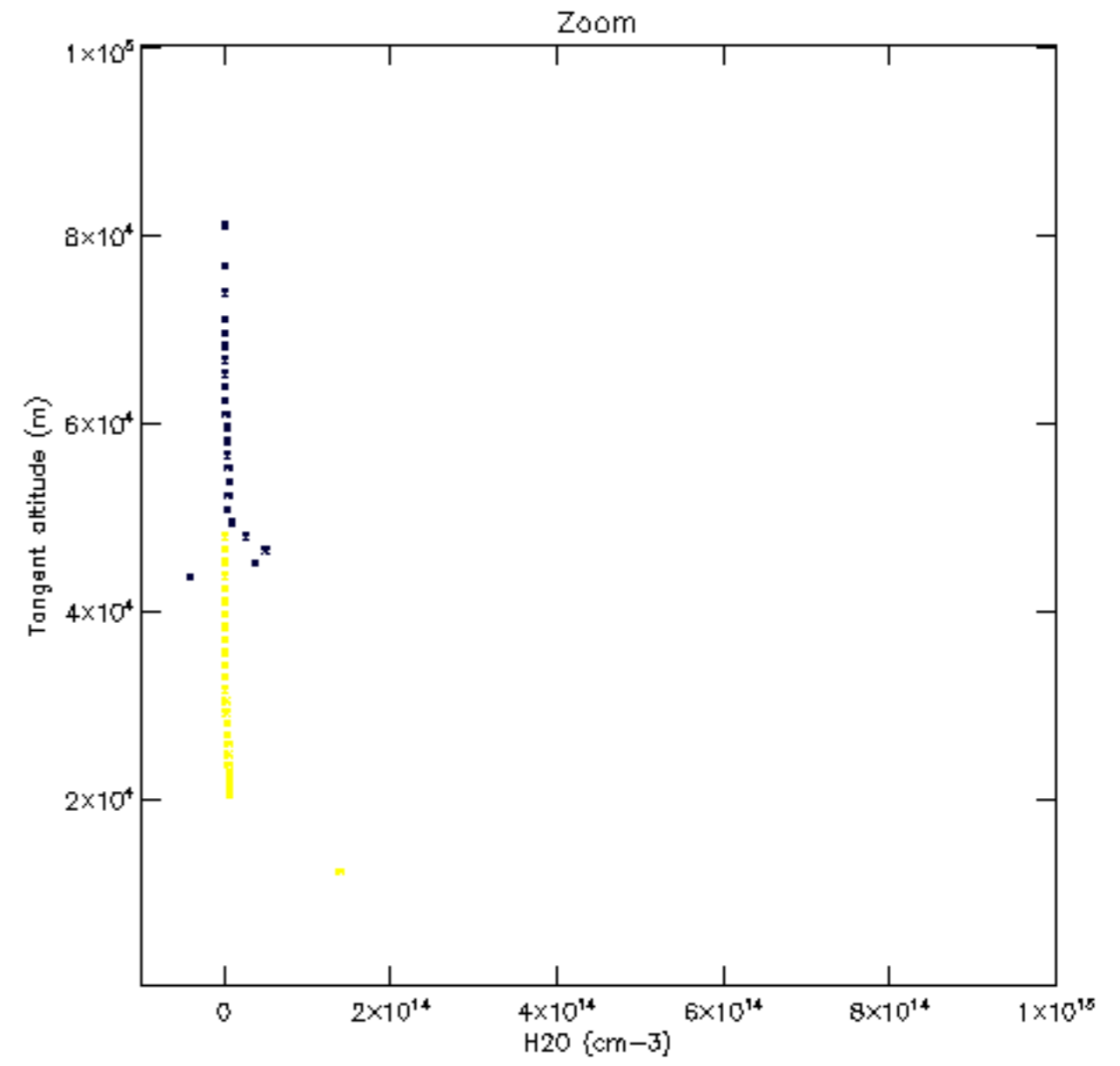
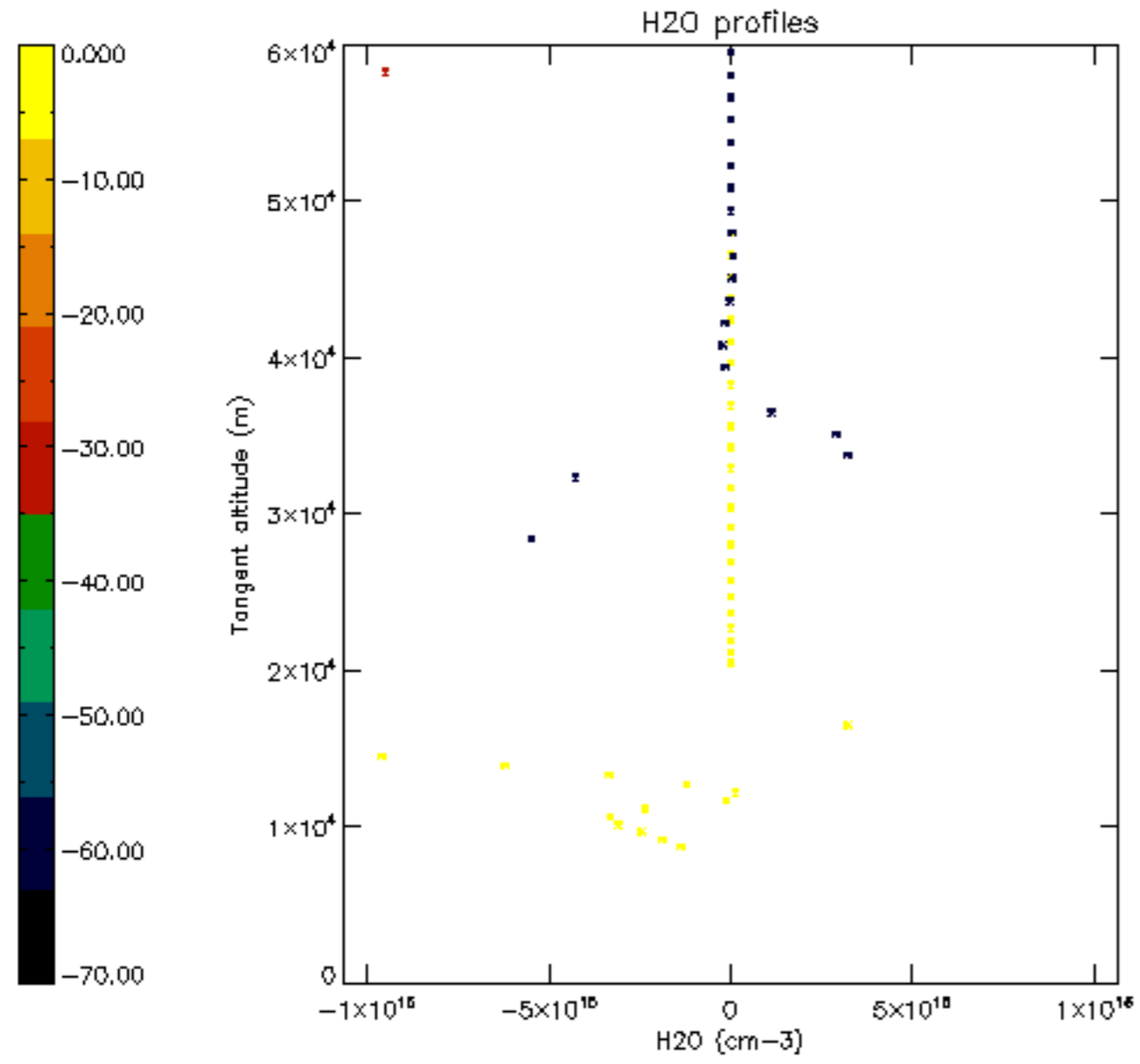


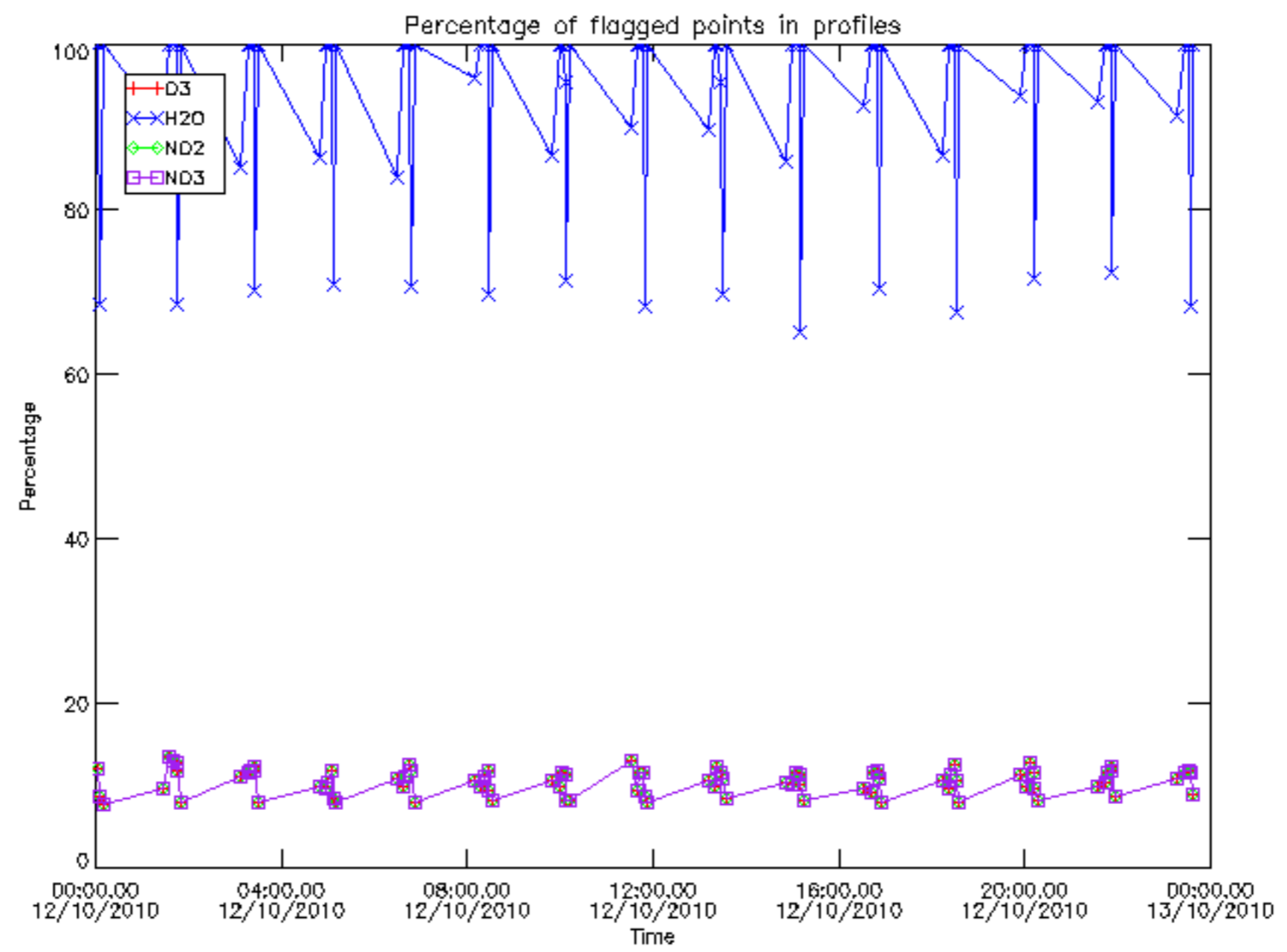




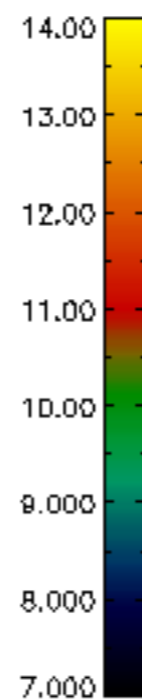
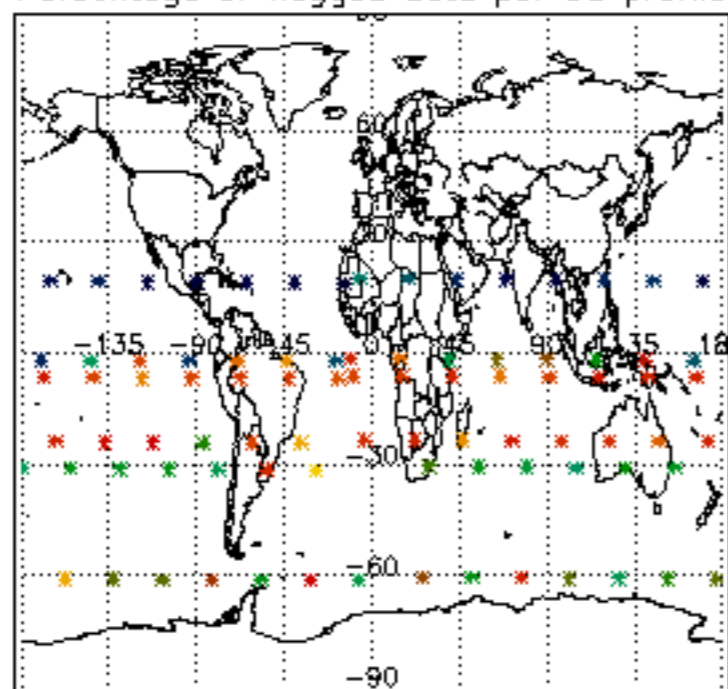




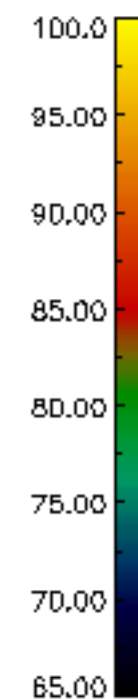
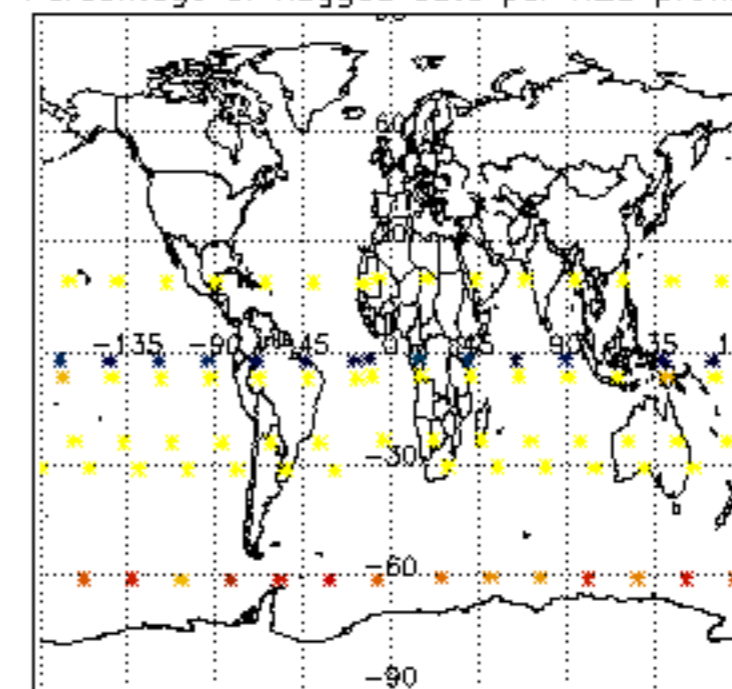




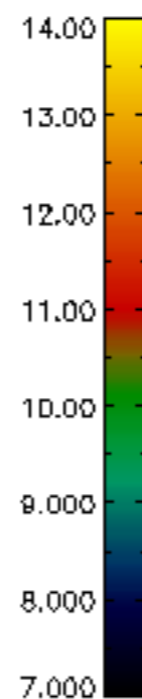
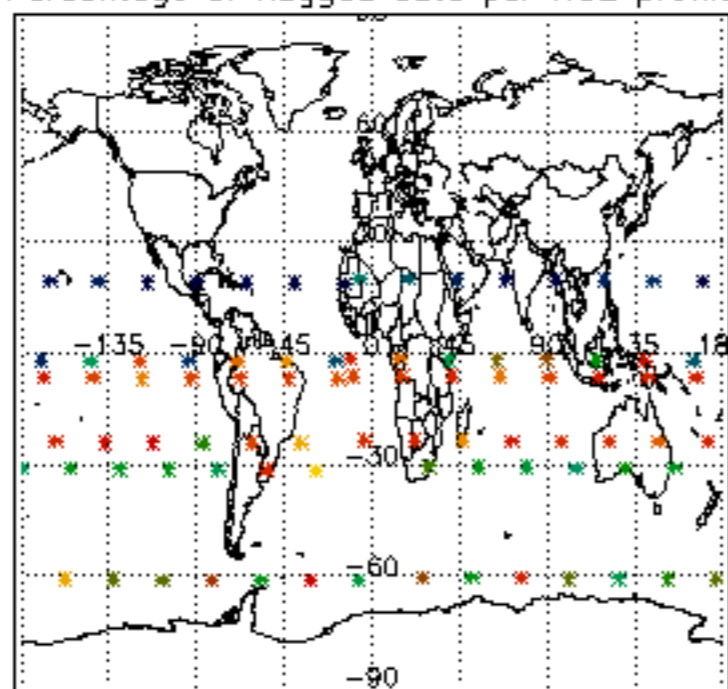
Percentage of flagged data per D3 profile



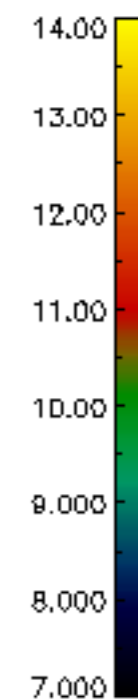
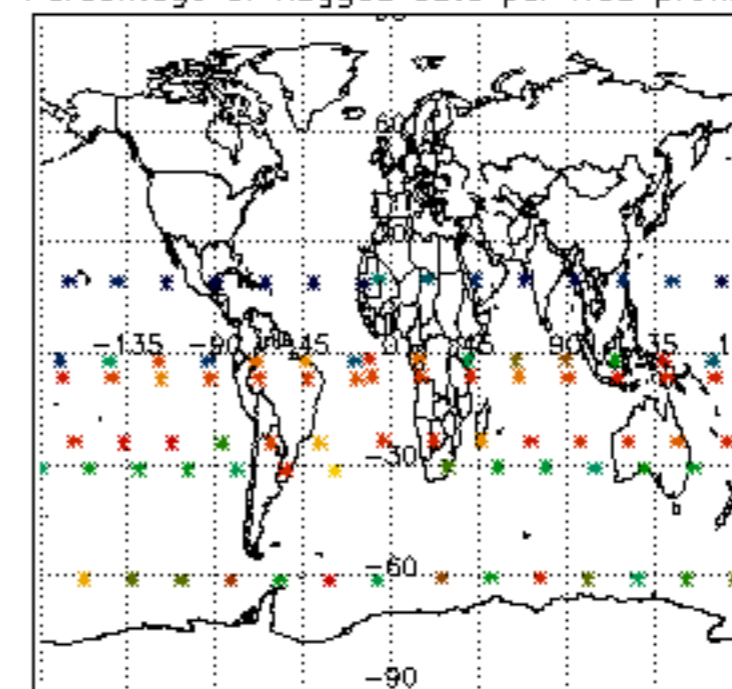
Percentage of flagged data per H2O profile

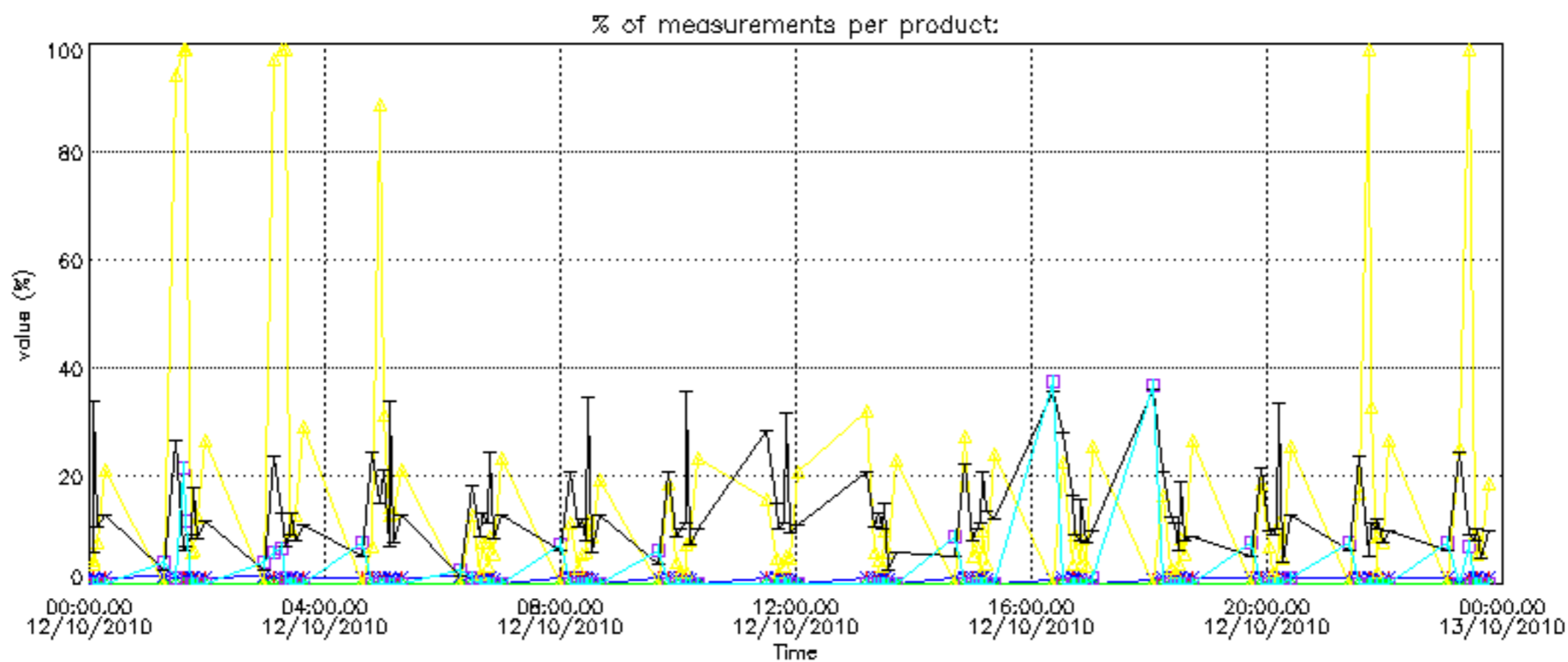


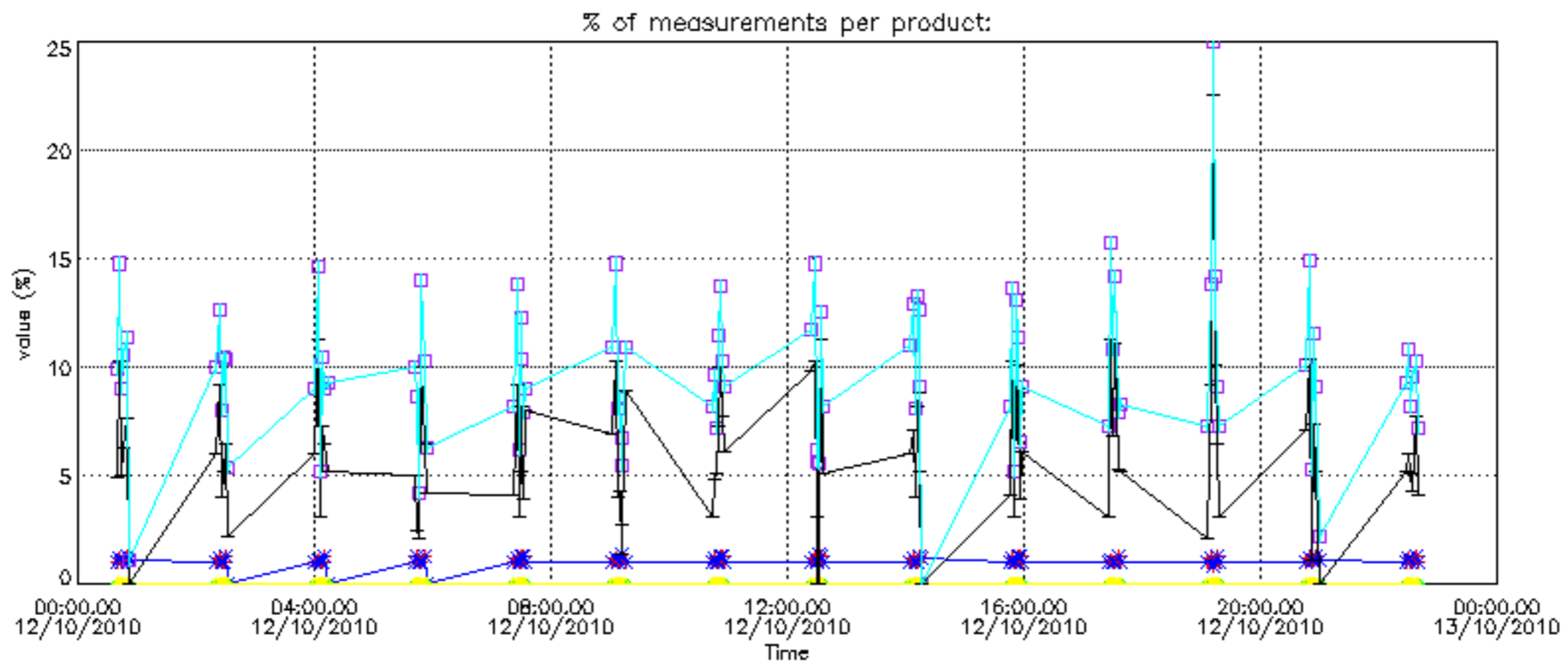
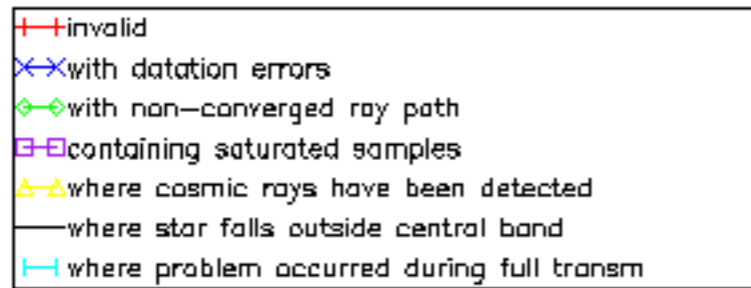
Percentage of flagged data per NO2 profile



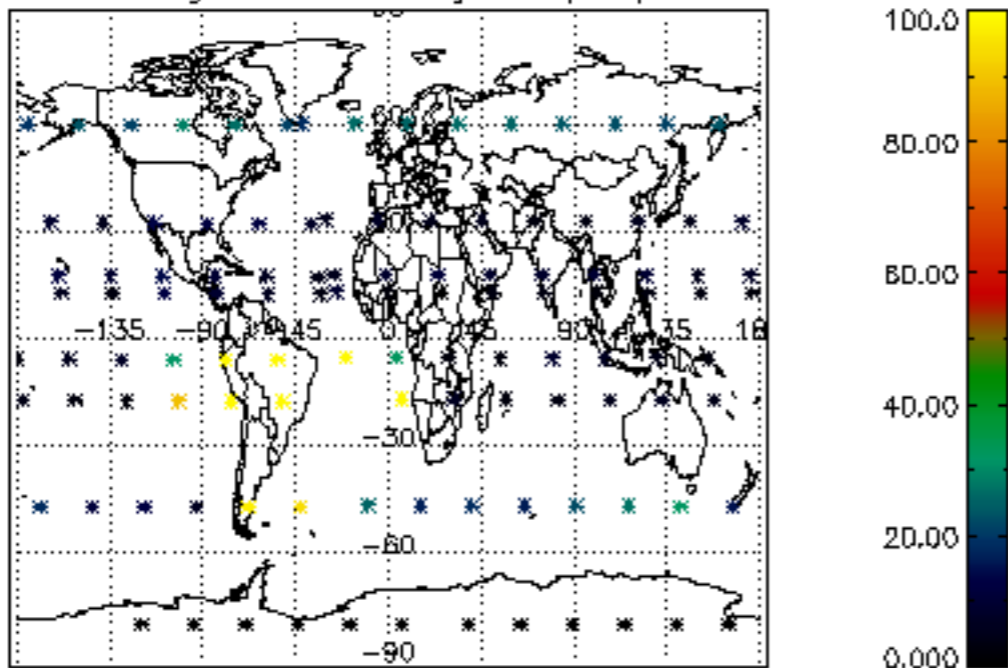
Percentage of flagged data per NO3 profile



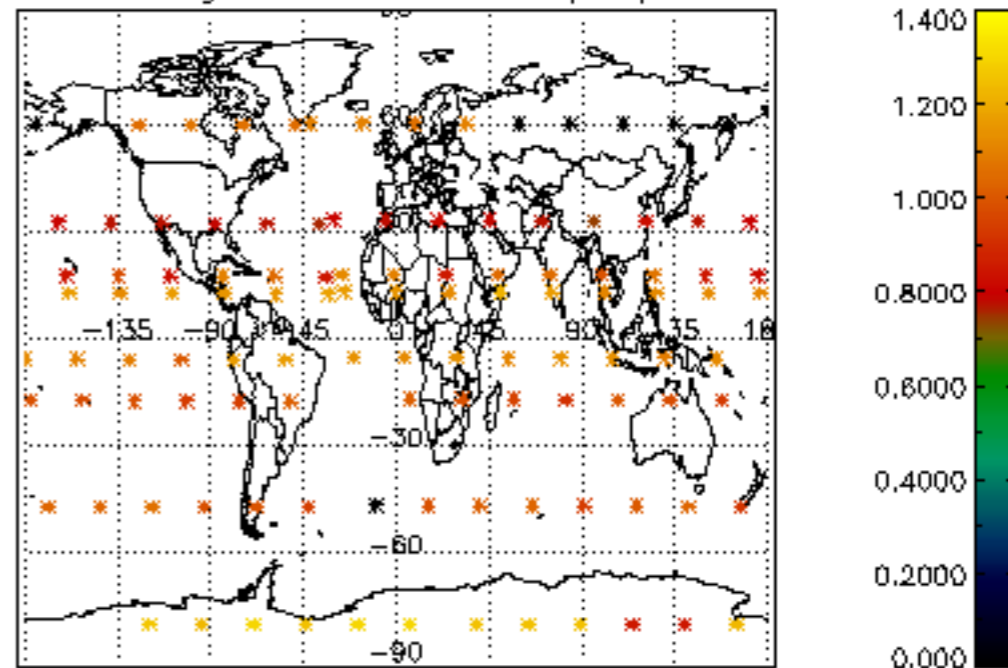




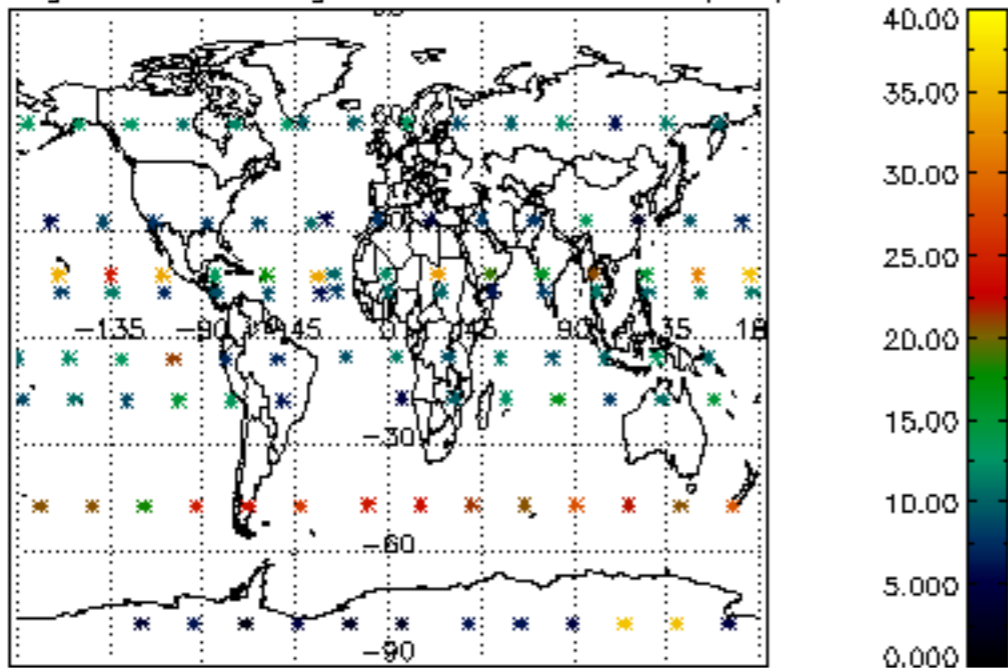
Percentage of cosmic ray hits per profile



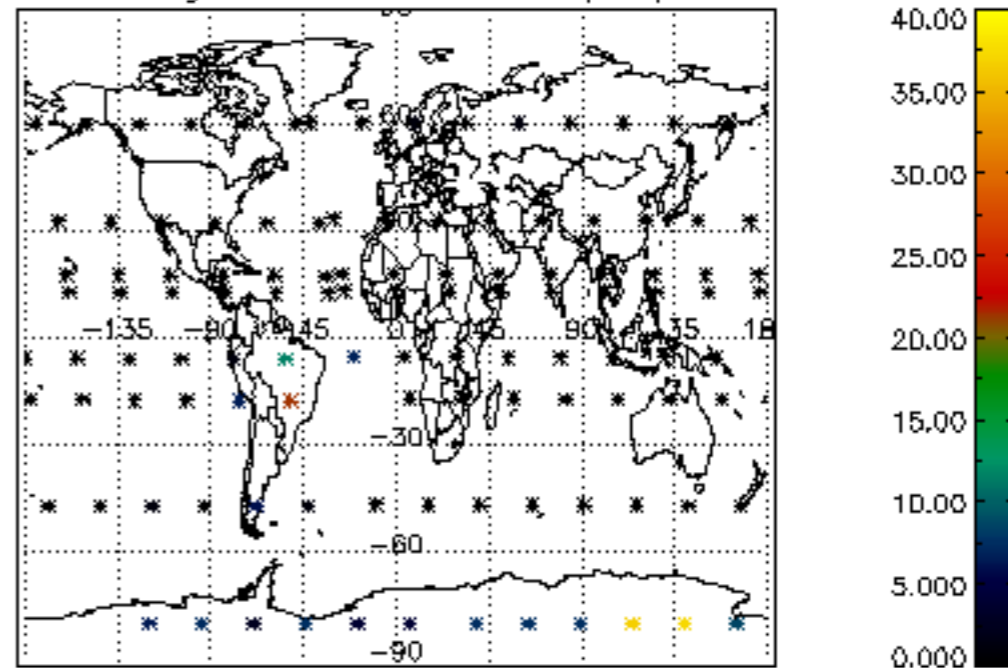
Percentage of datation errors per profile



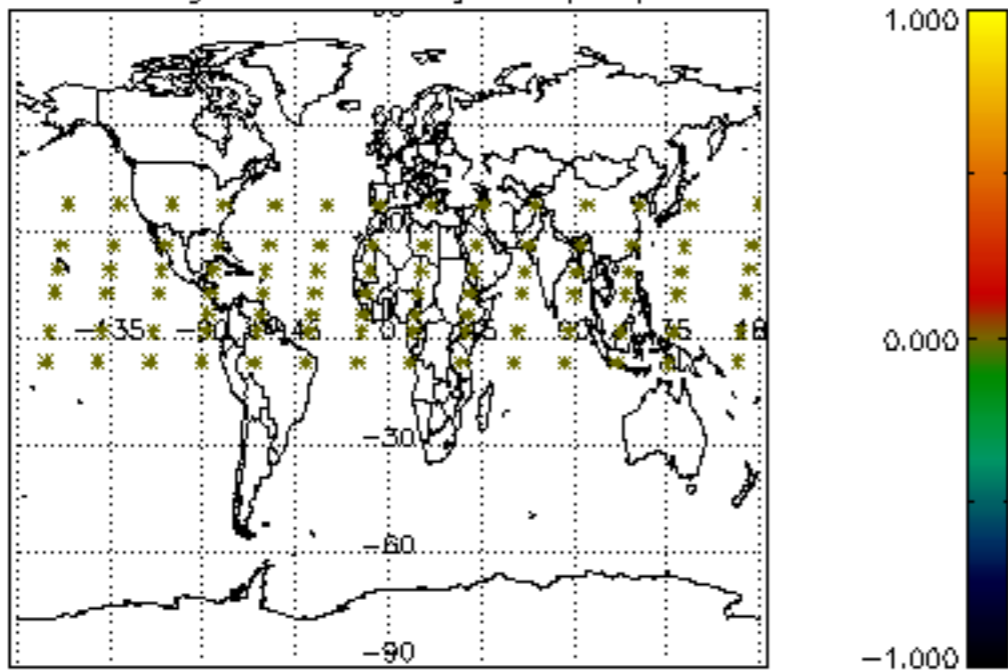
Percentage of star falling outside central band per profile



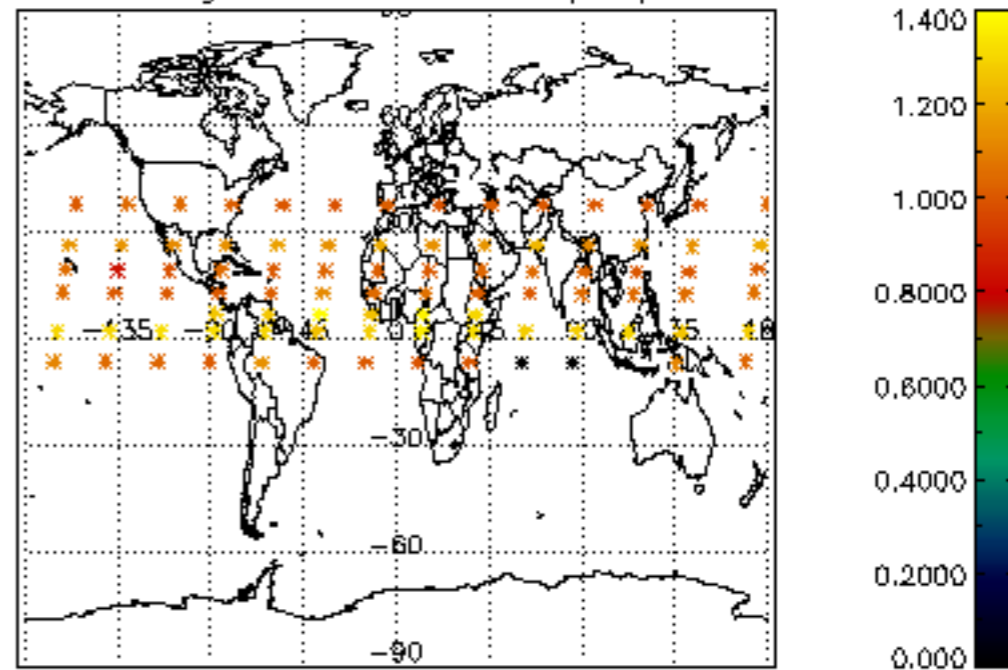
Percentage of saturation errors per profile



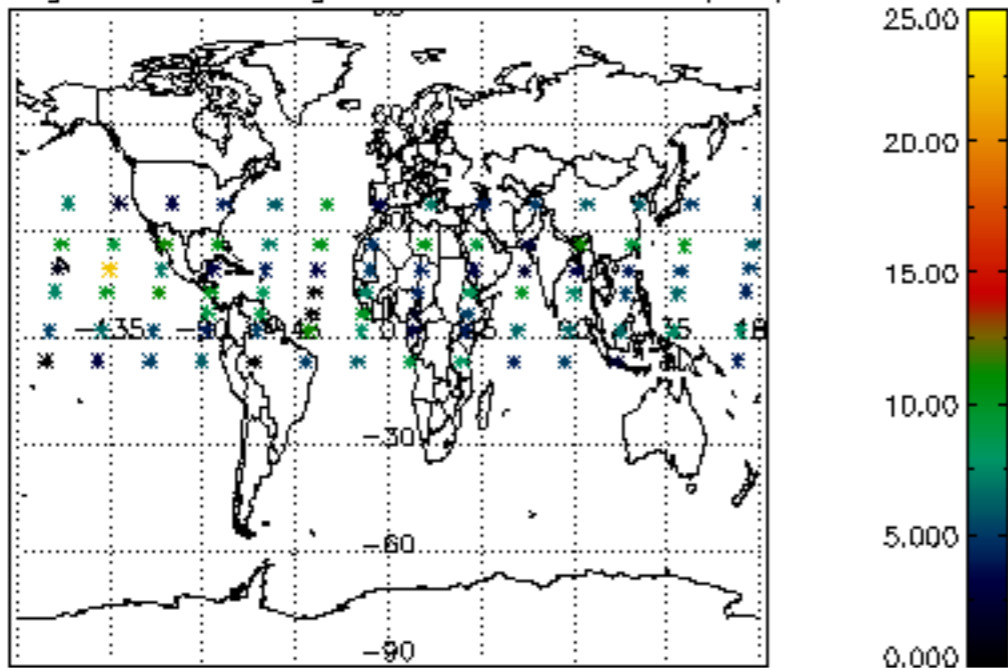
Percentage of cosmic ray hits per profile



Percentage of datation errors per profile



Percentage of star falling outside central band per profile



Percentage of saturation errors per profile

