

GOMOS Level 2 Daily Report

SUMMARY

[1. General Info](#)

[2. Summary of processed GOM_NL_2P products](#)

[3. Level 2 Quality information per product](#)

[3.1 Plot of level 2 quality information per product \(time dependant\)](#)

[3.2 Plot of level 2 quality information per product \(world map\)](#)

[4. Level 1 Quality information per product \(stored on level 2 products\)](#)

[4.1 Plot of level 1 quality information per product \(time dependant\)](#)

[4.1.1 Plot of level 1 quality information per product \(time dependant\): ASCENDING](#)

[4.1.2 Plot of level 1 quality information per product \(time dependant\): DESCENDING](#)

[4.2 Plot of level 1 quality information per product \(world map\)](#)

[4.2.1 Plot of level 1 quality information per product \(world map\): ASCENDING](#)

[4.2.2 Plot of level 1 quality information per product \(world map\): DESCENDING](#)

[5. Ozone profiles based on quality statistics and other trace gas profiles](#)

[5.1 Ozone statistics based on quality of products](#)

[5.2 Plot ozone profiles for all STD \(dark without errors\)](#)

[5.3 Plot ozone profiles where STD < 20% \(dark without errors\)](#)

[5.4. Plot ozone profiles where STD < 10% \(dark without errors\)](#)

[5.5. Plot ozone profiles where STD < 5% \(dark without errors\)](#)

[5.6 Plot NO2 profiles for all STD \(dark without errors\)](#)

[5.7 Plot NO3 profiles for all STD \(dark without errors\)](#)

[5.8 Plot H2O profiles \(only for occultations of stars 1,2,3,4,13,14,16,26,63 dark without errors\) for all STD](#)

[6. Auxiliary Data Files used for the production reported in section 2](#)

This report presents the daily analysis on parameters extracted from GOMOS level 2 data (GOM_NL__2P). It is intended to monitor some important parameters that will impact the quality of these products. A list of level 2 products (and content) that have arrived during the reporting day to the PCF is also given.

Item	Value
Time of report generation	29APR2013 15:51:34
Data source version	GOMOS/6.01
Start time of products	11-10-2010 (11OCT2010 00:00:00)
Stop time of products	12-10-2010 (12OCT2010 00:00:00)
Store outputs in DB	Yes
Nb of level 2 prods	201
Nb of prods with errors	0

2. Summary of processed GOM_NL__2P products.

Nr	Filename	UTC Start time	Limb	Duration	Star Id	Star Name	Star Mag	Star Temp	Nb Meas	Orbit	Prod. error
1	GOM_NL__2PRFIN20101011_000757_000000402093_00388_45031_7698.N1	11-OCT-2010 00:07:57	Bright	40.000	166	17Eps Leo	2.9800	6000.0	80	45031	No
2	GOM_NL__2PRFIN20101011_001808_000000532093_00388_45031_7699.N1	11-OCT-2010 00:18:08	Twilight	52.500	48	30Alp Hya	1.9770	4100.0	105	45031	No
3	GOM_NL__2PRFIN20101011_002621_000000522093_00388_45031_7700.N1	11-OCT-2010 00:26:21	Dark	51.500	132	15Rho Pup	2.8030	6900.0	103	45031	No
4	GOM_NL__2PRFIN20101011_002942_000000442093_00388_45031_7701.N1	11-OCT-2010 00:29:42	Dark	43.500	70	Zet Pup	2.2460	39000.	87	45031	No
5	GOM_NL__2PRFIN20101011_003453_000000432093_00389_45032_7696.N1	11-OCT-2010 00:34:53	Dark	43.000	161	Tau Pup	2.9310	4500.0	86	45032	No
6	GOM_NL__2PRFIN20101011_003616_000000572093_00389_45032_7697.N1	11-OCT-2010 00:36:16	Dark	56.500	2	Alp Car	-0.73600	7000.0	113	45032	No
7	GOM_NL__2PRFIN20101011_004015_000000652093_00389_45032_7698.N1	11-OCT-2010 00:40:15	Dark	64.500	108	Alp Col	2.6520	15200.	129	45032	No
8	GOM_NL__2PRFIN20101011_004822_000000462093_00389_45032_7699.N1	11-OCT-2010 00:48:22	Straylight	46.000	157	The1Eri	2.9060	9300.0	92	45032	No
9	GOM_NL__2PRFIN20101011_011131_000000522093_00389_45032_7700.N1	11-OCT-2010 01:11:31	Bright	51.500	105	6Bet Ari	2.6450	8900.0	103	45032	No
10	GOM_NL__2PRFIN20101011_011302_000000582093_00389_45032_7701.N1	11-OCT-2010 01:13:02	Bright	57.500	50	13Alp Ari	2.0070	4250.0	115	45032	No
11	GOM_NL__2PRFIN20101011_011438_000000432093_00389_45032_7702.N1	11-OCT-2010 01:14:38	Bright	42.500	53	43Bet And	2.0480	3300.0	85	45032	No
12	GOM_NL__2PRFIN20101011_011647_000000512093_00389_45032_7703.N1	11-OCT-2010 01:16:47	Bright	50.500	173	4Bet Tri	3.0040	8900.0	101	45032	No
13	GOM_NL__2PRFIN20101011_011831_000000482093_00389_45032_7704.N1	11-OCT-2010 01:18:31	Bright	47.500	73	57Gam1And	2.2600	13100.	95	45032	No
14	GOM_NL__2PRFIN20101011_012122_000000392093_00389_45032_7705.N1	11-OCT-2010 01:21:22	Bright	39.000	76	27Gam Cas	2.3000	30000.	78	45032	No
15	GOM_NL__2PRFIN20101011_012358_000000492093_00389_45032_7706.N1	11-OCT-2010 01:23:58	Bright	48.500	160	23Gam Per	2.9300	4700.0	97	45032	No
16	GOM_NL__2PRFIN20101011_014833_000000392093_00389_45032_7707.N1	11-OCT-2010 01:48:33	Bright	38.500	166	17Eps Leo	2.9800	6000.0	77	45032	No
17	GOM_NL__2PRFIN20101011_015845_000000472093_00389_45032_7708.N1	11-OCT-2010 01:58:45	Twilight	47.000	48	30Alp Hya	1.9770	4100.0	94	45032	No
18	GOM_NL__2PRFIN20101011_021019_000000432093_00389_45032_7709.N1	11-OCT-2010 02:10:19	Dark	42.500	70	Zet Pup	2.2460	39000.	85	45032	No
19	GOM_NL__2PRFIN20101011_021530_000000472093_00390_45033_7707.N1	11-OCT-2010 02:15:30	Dark	47.000	161	Tau Pup	2.9310	4500.0	94	45033	No
20	GOM_NL__2PRFIN20101011_021653_000000462093_00390_45033_7708.N1	11-OCT-2010 02:16:53	Dark	46.000	2	Alp Car	-0.73600	7000.0	92	45033	No
21	GOM_NL__2PRFIN20101011_022052_000000652093_00390_45033_7709.N1	11-OCT-2010 02:20:52	Dark	65.000	108	Alp Col	2.6520	15200.	130	45033	No
22	GOM_NL__2PRFIN20101011_022859_000000462093_00390_45033_7710.N1	11-OCT-2010 02:28:59	Straylight	45.500	157	The1Eri	2.9060	9300.0	91	45033	No
23	GOM_NL__2PRFIN20101011_025207_000000512093_00390_45033_7711.N1	11-OCT-2010 02:52:07	Bright	51.000	105	6Bet Ari	2.6450	8900.0	102	45033	No
24	GOM_NL__2PRFIN20101011_025337_000000582093_00390_45033_7712.N1	11-OCT-2010 02:53:37	Bright	58.000	50	13Alp Ari	2.0070	4250.0	116	45033	No
25	GOM_NL__2PRFIN20101011_025514_000000452093_00390_45033_7713.N1	11-OCT-2010 02:55:14	Bright	44.500	53	43Bet And	2.0480	3300.0	89	45033	No
26	GOM_NL__2PRFIN20101011_025722_000000502093_00390_45033_7714.N1	11-OCT-2010 02:57:22	Bright	50.000	173	4Bet Tri	3.0040	8900.0	100	45033	No
27	GOM_NL__2PRFIN20101011_025906_000000472093_00390_45033_7715.N1	11-OCT-2010 02:59:06	Bright	47.000	73	57Gam1And	2.2600	13100.	94	45033	No
28	GOM_NL__2PRFIN20101011_030157_000000392093_00390_45033_7716.N1	11-OCT-2010 03:01:57	Bright	39.000	76	27Gam Cas	2.3000	30000.	78	45033	No
29	GOM_NL__2PRFIN20101011_030433_000000452093_00390_45033_7717.N1	11-OCT-2010 03:04:33	Bright	44.500	160	23Gam Per	2.9300	4700.0	89	45033	No
30	GOM_NL__2PRFIN20101011_032909_000000392093_00390_45033_7718.N1	11-OCT-2010 03:29:09	Bright	39.000	166	17Eps Leo	2.9800	6000.0	78	45033	No
31	GOM_NL__2PRFIN20101011_033921_000000512093_00390_45033_7719.N1	11-OCT-2010 03:39:21	Twilight	50.500	48	30Alp Hya	1.9770	4100.0	101	45033	No
32	GOM_NL__2PRFIN20101011_034735_000000522093_00390_45033_7720.N1	11-OCT-2010 03:47:35	Dark	51.500	132	15Rho Pup	2.8030	6900.0	103	45033	No
33	GOM_NL__2PRFIN20101011_035056_000000432093_00390_45033_7721.N1	11-OCT-2010 03:50:56	Dark	43.000	70	Zet Pup	2.2460	39000.	86	45033	No
34	GOM_NL__2PRFIN20101011_035607_000000422093_00391_45034_7720.N1	11-OCT-2010 03:56:07	Dark	42.000	161	Tau Pup	2.9310	4500.0	84	45034	No
35	GOM_NL__2PRFIN20101011_035730_000000462093_00391_45034_7721.N1	11-OCT-2010 03:57:30	Dark	45.500	2	Alp Car	-0.73600	7000.0	91	45034	No
36	GOM_NL__2PRFIN20101011_040130_000000652093_00391_45034_7722.N1	11-OCT-2010 04:01:30	Dark	65.000	108	Alp Col	2.6520	15200.	130	45034	No
37	GOM_NL__2PRFIN20101011_040935_000000472093_00391_45034_7723.N1	11-OCT-2010 04:09:35	Straylight	46.500	157	The1Eri	2.9060	9300.0	93	45034	No
38	GOM_NL__2PRFIN20101011_043242_000000522093_00391_45034_7724.N1	11-OCT-2010 04:32:42	Bright	51.500	105	6Bet Ari	2.6450	8900.0	103	45034	No
39	GOM_NL__2PRFIN20101011_043412_000000562093_00391_45034_7725.N1	11-OCT-2010 04:34:12	Bright	55.500	50	13Alp Ari	2.0070	4250.0	111	45034	No
40	GOM_NL__2PRFIN20101011_043757_000000502093_00391_45034_7726.N1	11-OCT-2010 04:37:57	Bright	50.000	173	4Bet Tri	3.0040	8900.0	100	45034	No
41	GOM_NL__2PRFIN20101011_043941_000000502093_00391_45034_7727.N1	11-OCT-2010 04:39:41	Bright	50.000	73	57Gam1And	2.2600	13100.	100	45034	No
42	GOM_NL__2PRFIN20101011_044233_000000402093_00391_45034_7728.N1	11-OCT-2010 04:42:33	Bright	40.000	76	27Gam Cas	2.3000	30000.	80	45034	No

43	GOM_NL__2PRFIN20101011_044508_000000492093_00391_45034_7729.N1	11-OCT-2010 04:45:08	Bright	48.500	160	23Gam Per	2.9300	4700.0	97	45034	No
44	GOM_NL__2PRFIN20101011_050946_000000402093_00391_45034_7730.N1	11-OCT-2010 05:09:46	Bright	40.000	166	17Eps Leo	2.9800	6000.0	80	45034	No
45	GOM_NL__2PRFIN20101011_051958_000000532093_00391_45034_7731.N1	11-OCT-2010 05:19:58	Twilight	52.500	48	30Alp Hya	1.9770	4100.0	105	45034	No
46	GOM_NL__2PRFIN20101011_052812_000000522093_00391_45034_7732.N1	11-OCT-2010 05:28:12	Dark	51.500	132	15Rho Pup	2.8030	6900.0	103	45034	No
47	GOM_NL__2PRFIN20101011_053132_000000442093_00391_45034_7733.N1	11-OCT-2010 05:31:32	Dark	43.500	70	Zet Pup	2.2460	39000.	87	45034	No
48	GOM_NL__2PRFIN20101011_053644_000000442093_00392_45035_7818.N1	11-OCT-2010 05:36:44	Dark	43.500	161	Tau Pup	2.9310	4500.0	87	45035	No
49	GOM_NL__2PRFIN20101011_053806_000000462093_00392_45035_7819.N1	11-OCT-2010 05:38:06	Dark	45.500	2	Alp Car	-0.73600	7000.0	91	45035	No
50	GOM_NL__2PRFIN20101011_054207_000000632093_00392_45035_7820.N1	11-OCT-2010 05:42:07	Dark	62.500	108	Alp Col	2.6520	15200.	125	45035	No
51	GOM_NL__2PRFIN20101011_055012_000000482093_00392_45035_7821.N1	11-OCT-2010 05:50:12	Straylight	47.500	157	The1Eri	2.9060	9300.0	95	45035	No
52	GOM_NL__2PRFIN20101011_061317_000000502093_00392_45035_7822.N1	11-OCT-2010 06:13:17	Bright	50.000	105	6Bet Ari	2.6450	8900.0	100	45035	No
53	GOM_NL__2PRFIN20101011_061448_000000542093_00392_45035_7823.N1	11-OCT-2010 06:14:48	Bright	54.000	50	13Alp Ari	2.0070	4250.0	108	45035	No
54	GOM_NL__2PRFIN20101011_061832_000000512093_00392_45035_7824.N1	11-OCT-2010 06:18:32	Bright	50.500	173	4Bet Tri	3.0040	8900.0	101	45035	No
55	GOM_NL__2PRFIN20101011_062016_000000492093_00392_45035_7825.N1	11-OCT-2010 06:20:16	Bright	49.000	73	57Gam1And	2.2600	13100.	98	45035	No
56	GOM_NL__2PRFIN20101011_062309_000000382093_00392_45035_7826.N1	11-OCT-2010 06:23:09	Bright	38.000	76	27Gam Cas	2.3000	30000.	76	45035	No
57	GOM_NL__2PRFIN20101011_062543_000000492093_00392_45035_7827.N1	11-OCT-2010 06:25:43	Bright	49.000	160	23Gam Per	2.9300	4700.0	98	45035	No
58	GOM_NL__2PRFIN20101011_065022_000000382093_00392_45035_7828.N1	11-OCT-2010 06:50:22	Bright	38.000	166	17Eps Leo	2.9800	6000.0	76	45035	No
59	GOM_NL__2PRFIN20101011_070035_000000532093_00392_45035_7829.N1	11-OCT-2010 07:00:35	Twilight	52.500	48	30Alp Hya	1.9770	4100.0	105	45035	No
60	GOM_NL__2PRFIN20101011_070849_000000492093_00392_45035_7830.N1	11-OCT-2010 07:08:49	Dark	48.500	132	15Rho Pup	2.8030	6900.0	97	45035	No
61	GOM_NL__2PRFIN20101011_071210_000000432093_00392_45035_7831.N1	11-OCT-2010 07:12:10	Dark	43.000	70	Zet Pup	2.2460	39000.	86	45035	No
62	GOM_NL__2PRFIN20101011_071720_000000442093_00393_45036_7826.N1	11-OCT-2010 07:17:20	Dark	43.500	161	Tau Pup	2.9310	4500.0	87	45036	No
63	GOM_NL__2PRFIN20101011_071843_000000622093_00393_45036_7827.N1	11-OCT-2010 07:18:43	Dark	62.000	2	Alp Car	-0.73600	7000.0	124	45036	No
64	GOM_NL__2PRFIN20101011_072245_000000642093_00393_45036_7828.N1	11-OCT-2010 07:22:45	Dark	63.500	108	Alp Col	2.6520	15200.	127	45036	No
65	GOM_NL__2PRFIN20101011_073049_000000472093_00393_45036_7829.N1	11-OCT-2010 07:30:49	Straylight	46.500	157	The1Eri	2.9060	9300.0	93	45036	No
66	GOM_NL__2PRFIN20101011_075353_000000512093_00393_45036_7830.N1	11-OCT-2010 07:53:53	Bright	50.500	105	6Bet Ari	2.6450	8900.0	101	45036	No
67	GOM_NL__2PRFIN20101011_075523_000000562093_00393_45036_7831.N1	11-OCT-2010 07:55:23	Bright	56.000	50	13Alp Ari	2.0070	4250.0	112	45036	No
68	GOM_NL__2PRFIN20101011_075907_000000492093_00393_45036_7832.N1	11-OCT-2010 07:59:07	Bright	49.000	173	4Bet Tri	3.0040	8900.0	98	45036	No
69	GOM_NL__2PRFIN20101011_080052_000000462093_00393_45036_7833.N1	11-OCT-2010 08:00:52	Bright	45.500	73	57Gam1And	2.2600	13100.	91	45036	No
70	GOM_NL__2PRFIN20101011_080344_000000382093_00393_45036_7834.N1	11-OCT-2010 08:03:44	Bright	37.500	76	27Gam Cas	2.3000	30000.	75	45036	No
71	GOM_NL__2PRFIN20101011_080618_000000492093_00393_45036_7835.N1	11-OCT-2010 08:06:18	Bright	48.500	160	23Gam Per	2.9300	4700.0	97	45036	No
72	GOM_NL__2PRFIN20101011_083058_000000402093_00393_45036_7836.N1	11-OCT-2010 08:30:58	Bright	40.000	166	17Eps Leo	2.9800	6000.0	80	45036	No
73	GOM_NL__2PRFIN20101011_084111_000000582093_00393_45036_7837.N1	11-OCT-2010 08:41:11	Twilight	57.500	48	30Alp Hya	1.9770	4100.0	115	45036	No
74	GOM_NL__2PRFIN20101011_084927_000000552093_00393_45036_7838.N1	11-OCT-2010 08:49:27	Dark	55.000	132	15Rho Pup	2.8030	6900.0	110	45036	No
75	GOM_NL__2PRFIN20101011_085246_000000442093_00393_45036_7839.N1	11-OCT-2010 08:52:46	Dark	43.500	70	Zet Pup	2.2460	39000.	87	45036	No
76	GOM_NL__2PRFIN20101011_085757_000000442093_00394_45037_7837.N1	11-OCT-2010 08:57:57	Dark	43.500	161	Tau Pup	2.9310	4500.0	87	45037	No
77	GOM_NL__2PRFIN20101011_085920_000000622093_00394_45037_7838.N1	11-OCT-2010 08:59:20	Dark	62.000	2	Alp Car	-0.73600	7000.0	124	45037	No
78	GOM_NL__2PRFIN20101011_090322_000000632093_00394_45037_7839.N1	11-OCT-2010 09:03:22	Dark	62.500	108	Alp Col	2.6520	15200.	125	45037	No
79	GOM_NL__2PRFIN20101011_091125_000000452093_00394_45037_7840.N1	11-OCT-2010 09:11:25	Straylight	45.000	157	The1Eri	2.9060	9300.0	90	45037	No
80	GOM_NL__2PRFIN20101011_093428_000000502093_00394_45037_7841.N1	11-OCT-2010 09:34:28	Bright	50.000	105	6Bet Ari	2.6450	8900.0	100	45037	No
81	GOM_NL__2PRFIN20101011_093558_000000552093_00394_45037_7842.N1	11-OCT-2010 09:35:58	Bright	54.500	50	13Alp Ari	2.0070	4250.0	109	45037	No
82	GOM_NL__2PRFIN20101011_093942_000000502093_00394_45037_7843.N1	11-OCT-2010 09:39:42	Bright	49.500	173	4Bet Tri	3.0040	8900.0	99	45037	No
83	GOM_NL__2PRFIN20101011_094127_000000492093_00394_45037_7844.N1	11-OCT-2010 09:41:27	Bright	48.500	73	57Gam1And	2.2600	13100.	97	45037	No
84	GOM_NL__2PRFIN20101011_094420_000000372093_00394_45037_7845.N1	11-OCT-2010 09:44:20	Bright	37.000	76	27Gam Cas	2.3000	30000.	74	45037	No
85	GOM_NL__2PRFIN20101011_094653_000000482093_00394_45037_7846.N1	11-OCT-2010 09:46:53	Bright	48.000	160	23Gam Per	2.9300	4700.0	96	45037	No
86	GOM_NL__2PRFIN20101011_101134_000000402093_00394_45037_7847.N1	11-OCT-2010 10:11:34	Bright	39.500	166	17Eps Leo	2.9800	6000.0	79	45037	No
87	GOM_NL__2PRFIN20101011_102148_000000502093_00394_45037_7848.N1	11-OCT-2010 10:21:48	Twilight	49.500	48	30Alp Hya	1.9770	4100.0	99	45037	No
88	GOM_NL__2PRFIN20101011_103003_000000522093_00394_45037_7849.N1	11-OCT-2010 10:30:03	Dark	51.500	132	15Rho Pup	2.8030	6900.0	103	45037	No
89	GOM_NL__2PRFIN20101011_103323_000000452093_00394_45037_7850.N1	11-OCT-2010 10:33:23	Dark	44.500	70	Zet Pup	2.2460	39000.	89	45037	No
90	GOM_NL__2PRFIN20101011_103834_000000442093_00395_45038_7963.N1	11-OCT-2010 10:38:34	Dark	43.500	161	Tau Pup	2.9310	4500.0	87	45038	No
91	GOM_NL__2PRFIN20101011_103956_000000612093_00395_45038_7964.N1	11-OCT-2010 10:39:56	Dark	60.500	2	Alp Car	-0.73600	7000.0	121	45038	No
92	GOM_NL__2PRFIN20101011_104359_000000622093_00395_45038_7965.N1	11-OCT-2010 10:43:59	Dark	62.000	108	Alp Col	2.6520	15200.	124	45038	No
93	GOM_NL__2PRFIN20101011_105202_000000472093_00395_45038_7966.N1	11-OCT-2010 10:52:02	Straylight	46.500	157	The1Eri	2.9060	9300.0	93	45038	No
94	GOM_NL__2PRFIN20101011_111503_000000512093_00395_45038_7967.N1	11-OCT-2010 11:15:03	Bright	50.500	105	6Bet Ari	2.6450	8900.0	101	45038	No
95	GOM_NL__2PRFIN20101011_111811_000000402093_00395_45038_7968.N1	11-OCT-2010 11:18:11	Bright	40.000	53	43Bet And	2.0480	3300.0	80	45038	No
96	GOM_NL__2PRFIN20101011_112017_000000492093_00395_45038_7969.N1	11-OCT-2010 11:20:17	Bright	49.000	173	4Bet Tri	3.0040	8900.0	98	45038	No
97	GOM_NL__2PRFIN20101011_112202_000000502093_00395_45038_7970.N1	11-OCT-2010 11:22:02	Bright	50.000	73	57Gam1And	2.2600	13100.	100	45038	No
98	GOM_NL__2PRFIN20101011_112455_000000402093_00395_45038_7971.N1	11-OCT-2010 11:24:55	Bright	39.500	76	27Gam Cas	2.3000	30000.	79	45038	No
99	GOM_NL__2PRFIN20101011_112728_000000492093_00395_45038_7972.N1	11-OCT-2010 11:27:28	Bright	49.000	160	23Gam Per	2.9300	4700.0	98	45038	No
100	GOM_NL__2PRFIN20101011_115210_000000412093_00395_45038_7973.N1	11-OCT-2010 11:52:10	Bright	40.500	166	17Eps Leo	2.9800	6000.0	81	45038	No
101	GOM_NL__2PRFIN20101011_120224_000000472093_00395_45038_7974.N1	11-OCT-2010 12:02:24	Twilight	47.000	48	30Alp Hya	1.9770	4100.0	94	45038	No

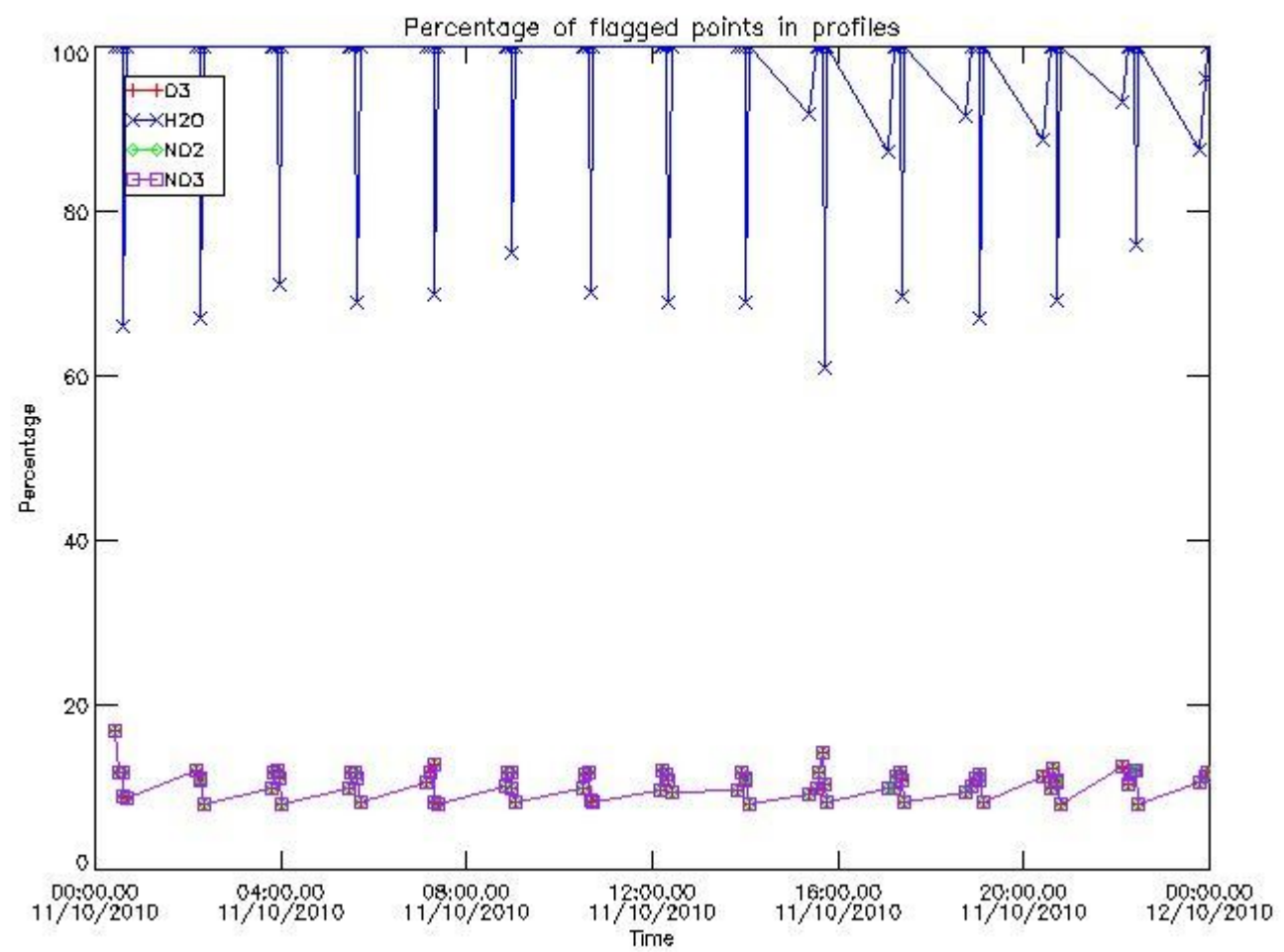
102	GOM_NL__2PRFIN20101011_121040_000000532093_00395_45038_7975.N1	11-OCT-2010 12:10:40	Dark	52.500	132	15Rho Pup	2.8030	6900.0	105	45038	No
103	GOM_NL__2PRFIN20101011_121400_000000432093_00395_45038_7976.N1	11-OCT-2010 12:14:00	Dark	42.500	70	Zet Pup	2.2460	39000.	85	45038	No
104	GOM_NL__2PRFIN20101011_121911_000000442093_00396_45039_7971.N1	11-OCT-2010 12:19:11	Dark	44.000	161	Tau Pup	2.9310	4500.0	88	45039	No
105	GOM_NL__2PRFIN20101011_122033_000000472093_00396_45039_7972.N1	11-OCT-2010 12:20:33	Dark	47.000	2	Alp Car	-0.73600	7000.0	94	45039	No
106	GOM_NL__2PRFIN20101011_122437_000000602093_00396_45039_7973.N1	11-OCT-2010 12:24:37	Dark	60.000	108	Alp Col	2.6520	15200.	120	45039	No
107	GOM_NL__2PRFIN20101011_123238_000000462093_00396_45039_7974.N1	11-OCT-2010 12:32:38	Straylight	45.500	157	The1Eri	2.9060	9300.0	91	45039	No
108	GOM_NL__2PRFIN20101011_125538_000000512093_00396_45039_7975.N1	11-OCT-2010 12:55:38	Bright	50.500	105	6Bet Ari	2.6450	8900.0	101	45039	No
109	GOM_NL__2PRFIN20101011_125847_000000432093_00396_45039_7976.N1	11-OCT-2010 12:58:47	Bright	42.500	53	43Bet And	2.0480	3300.0	85	45039	No
110	GOM_NL__2PRFIN20101011_130052_000000502093_00396_45039_7977.N1	11-OCT-2010 13:00:52	Bright	49.500	173	4Bet Tri	3.0040	8900.0	99	45039	No
111	GOM_NL__2PRFIN20101011_130237_000000492093_00396_45039_7978.N1	11-OCT-2010 13:02:37	Bright	49.000	73	57Gam1And	2.2600	13100.	98	45039	No
112	GOM_NL__2PRFIN20101011_130531_000000382093_00396_45039_7979.N1	11-OCT-2010 13:05:31	Bright	38.000	76	27Gam Cas	2.3000	30000.	76	45039	No
113	GOM_NL__2PRFIN20101011_130803_000000502093_00396_45039_7980.N1	11-OCT-2010 13:08:03	Bright	49.500	160	23Gam Per	2.9300	4700.0	99	45039	No
114	GOM_NL__2PRFIN20101011_133246_000000582093_00396_45039_7981.N1	11-OCT-2010 13:32:46	Bright	58.000	166	17Eps Leo	2.9800	6000.0	116	45039	No
115	GOM_NL__2PRFIN20101011_134300_000000482093_00396_45039_7982.N1	11-OCT-2010 13:43:00	Twilight	47.500	48	30Alp Hya	1.9770	4100.0	95	45039	No
116	GOM_NL__2PRFIN20101011_135117_000000542093_00396_45039_7983.N1	11-OCT-2010 13:51:17	Dark	53.500	132	15Rho Pup	2.8030	6900.0	107	45039	No
117	GOM_NL__2PRFIN20101011_135437_000000442093_00396_45039_7984.N1	11-OCT-2010 13:54:37	Dark	43.500	70	Zet Pup	2.2460	39000.	87	45039	No
118	GOM_NL__2PRFIN20101011_135947_000000472093_00397_45040_7998.N1	11-OCT-2010 13:59:47	Dark	46.500	161	Tau Pup	2.9310	4500.0	93	45040	No
119	GOM_NL__2PRFIN20101011_140110_000000462093_00397_45040_7999.N1	11-OCT-2010 14:01:10	Dark	45.500	2	Alp Car	-0.73600	7000.0	91	45040	No
120	GOM_NL__2PRFIN20101011_140514_000000642093_00397_45040_8000.N1	11-OCT-2010 14:05:14	Dark	63.500	108	Alp Col	2.6520	15200.	127	45040	No
121	GOM_NL__2PRFIN20101011_141314_000000442093_00397_45040_8001.N1	11-OCT-2010 14:13:14	Straylight	44.000	157	The1Eri	2.9060	9300.0	88	45040	No
122	GOM_NL__2PRFIN20101011_143613_000000512093_00397_45040_8002.N1	11-OCT-2010 14:36:13	Bright	50.500	105	6Bet Ari	2.6450	8900.0	101	45040	No
123	GOM_NL__2PRFIN20101011_143922_000000422093_00397_45040_8003.N1	11-OCT-2010 14:39:22	Bright	41.500	53	43Bet And	2.0480	3300.0	83	45040	No
124	GOM_NL__2PRFIN20101011_144127_000000512093_00397_45040_8004.N1	11-OCT-2010 14:41:27	Bright	50.500	173	4Bet Tri	3.0040	8900.0	101	45040	No
125	GOM_NL__2PRFIN20101011_144312_000000522093_00397_45040_8005.N1	11-OCT-2010 14:43:12	Bright	51.500	73	57Gam1And	2.2600	13100.	103	45040	No
126	GOM_NL__2PRFIN20101011_144607_000000392093_00397_45040_8006.N1	11-OCT-2010 14:46:07	Bright	39.000	76	27Gam Cas	2.3000	30000.	78	45040	No
127	GOM_NL__2PRFIN20101011_144838_000000492093_00397_45040_8007.N1	11-OCT-2010 14:48:38	Bright	48.500	160	23Gam Per	2.9300	4700.0	97	45040	No
128	GOM_NL__2PRFIN20101011_151323_000000412093_00397_45040_8008.N1	11-OCT-2010 15:13:23	Bright	41.000	166	17Eps Leo	2.9800	6000.0	82	45040	No
129	GOM_NL__2PRFIN20101011_152337_000000562093_00397_45040_8009.N1	11-OCT-2010 15:23:37	Dark	55.500	48	30Alp Hya	1.9770	4100.0	111	45040	No
130	GOM_NL__2PRFIN20101011_153155_000000522093_00397_45040_8010.N1	11-OCT-2010 15:31:55	Dark	51.500	132	15Rho Pup	2.8030	6900.0	103	45040	No
131	GOM_NL__2PRFIN20101011_153513_000000432093_00397_45040_8011.N1	11-OCT-2010 15:35:13	Dark	43.000	70	Zet Pup	2.2460	39000.	86	45040	No
132	GOM_NL__2PRFIN20101011_154024_000000432093_00398_45041_8025.N1	11-OCT-2010 15:40:24	Dark	43.000	161	Tau Pup	2.9310	4500.0	86	45041	No
133	GOM_NL__2PRFIN20101011_154147_000000492093_00398_45041_8026.N1	11-OCT-2010 15:41:47	Dark	49.000	2	Alp Car	-0.73600	7000.0	98	45041	No
134	GOM_NL__2PRFIN20101011_154551_000000622093_00398_45041_8027.N1	11-OCT-2010 15:45:51	Dark	61.500	108	Alp Col	2.6520	15200.	123	45041	No
135	GOM_NL__2PRFIN20101011_155351_000000472093_00398_45041_8028.N1	11-OCT-2010 15:53:51	Straylight	47.000	157	The1Eri	2.9060	9300.0	94	45041	No
136	GOM_NL__2PRFIN20101011_161648_000000512093_00398_45041_8029.N1	11-OCT-2010 16:16:48	Bright	51.000	105	6Bet Ari	2.6450	8900.0	102	45041	No
137	GOM_NL__2PRFIN20101011_161958_000000422093_00398_45041_8030.N1	11-OCT-2010 16:19:58	Bright	42.000	53	43Bet And	2.0480	3300.0	84	45041	No
138	GOM_NL__2PRFIN20101011_162202_000000512093_00398_45041_8031.N1	11-OCT-2010 16:22:02	Bright	51.000	173	4Bet Tri	3.0040	8900.0	102	45041	No
139	GOM_NL__2PRFIN20101011_162347_000000512093_00398_45041_8032.N1	11-OCT-2010 16:23:47	Bright	51.000	73	57Gam1And	2.2600	13100.	102	45041	No
140	GOM_NL__2PRFIN20101011_162642_000000382093_00398_45041_8033.N1	11-OCT-2010 16:26:42	Bright	38.000	76	27Gam Cas	2.3000	30000.	76	45041	No
141	GOM_NL__2PRFIN20101011_162913_000000492093_00398_45041_8034.N1	11-OCT-2010 16:29:13	Bright	48.500	160	23Gam Per	2.9300	4700.0	97	45041	No
142	GOM_NL__2PRFIN20101011_165359_000000392093_00398_45041_8035.N1	11-OCT-2010 16:53:59	Bright	38.500	166	17Eps Leo	2.9800	6000.0	77	45041	No
143	GOM_NL__2PRFIN20101011_170413_000000522093_00398_45041_8036.N1	11-OCT-2010 17:04:13	Dark	51.500	48	30Alp Hya	1.9770	4100.0	103	45041	No
144	GOM_NL__2PRFIN20101011_171232_000000522093_00398_45041_8037.N1	11-OCT-2010 17:12:32	Dark	51.500	132	15Rho Pup	2.8030	6900.0	103	45041	No
145	GOM_NL__2PRFIN20101011_171550_000000452093_00398_45041_8038.N1	11-OCT-2010 17:15:50	Dark	45.000	70	Zet Pup	2.2460	39000.	90	45041	No
146	GOM_NL__2PRFIN20101011_172101_000000432093_00399_45042_8049.N1	11-OCT-2010 17:21:01	Dark	43.000	161	Tau Pup	2.9310	4500.0	86	45042	No
147	GOM_NL__2PRFIN20101011_172223_000000472093_00399_45042_8050.N1	11-OCT-2010 17:22:23	Dark	46.500	2	Alp Car	-0.73600	7000.0	93	45042	No
148	GOM_NL__2PRFIN20101011_172629_000000632093_00399_45042_8051.N1	11-OCT-2010 17:26:29	Dark	62.500	108	Alp Col	2.6520	15200.	125	45042	No
149	GOM_NL__2PRFIN20101011_173427_000000472093_00399_45042_8052.N1	11-OCT-2010 17:34:27	Straylight	47.000	157	The1Eri	2.9060	9300.0	94	45042	No
150	GOM_NL__2PRFIN20101011_175724_000000502093_00399_45042_8053.N1	11-OCT-2010 17:57:24	Bright	49.500	105	6Bet Ari	2.6450	8900.0	99	45042	No
151	GOM_NL__2PRFIN20101011_175853_000000542093_00399_45042_8054.N1	11-OCT-2010 17:58:53	Bright	54.000	50	13Alp Ari	2.0070	4250.0	108	45042	No
152	GOM_NL__2PRFIN20101011_180237_000000502093_00399_45042_8055.N1	11-OCT-2010 18:02:37	Bright	50.000	173	4Bet Tri	3.0040	8900.0	100	45042	No
153	GOM_NL__2PRFIN20101011_180423_000000492093_00399_45042_8056.N1	11-OCT-2010 18:04:23	Bright	48.500	73	57Gam1And	2.2600	13100.	97	45042	No
154	GOM_NL__2PRFIN20101011_180718_000000392093_00399_45042_8057.N1	11-OCT-2010 18:07:18	Bright	39.000	76	27Gam Cas	2.3000	30000.	78	45042	No
155	GOM_NL__2PRFIN20101011_180948_000000482093_00399_45042_8058.N1	11-OCT-2010 18:09:48	Bright	48.000	160	23Gam Per	2.9300	4700.0	96	45042	No
156	GOM_NL__2PRFIN20101011_183435_000000392093_00399_45042_8059.N1	11-OCT-2010 18:34:35	Bright	39.000	166	17Eps Leo	2.9800	6000.0	78	45042	No
157	GOM_NL__2PRFIN20101011_184450_000000552093_00399_45042_8060.N1	11-OCT-2010 18:44:50	Dark	54.500	48	30Alp Hya	1.9770	4100.0	109	45042	No
158	GOM_NL__2PRFIN20101011_185309_000000502093_00399_45042_8061.N1	11-OCT-2010 18:53:09	Dark	50.000	132	15Rho Pup	2.8030	6900.0	100	45042	No
159	GOM_NL__2PRFIN20101011_185627_000000462093_00399_45042_8062.N1	11-OCT-2010 18:56:27	Dark	45.500	70	Zet Pup	2.2460	39000.	91	45042	No
160	GOM_NL__2PRFIN20101011_190137_000000452093_00400_45043_8114.N1	11-OCT-2010 19:01:37	Dark	44.500	161	Tau Pup	2.9310	4500.0	89	45043	No

161	GOM_NL__2PRFIN20101011_190300_000000482093_00400_45043_8115.N1	11-OCT-2010 19:03:00	Dark	47.500	2	Alp Car	-0.73600	7000.0	95	45043	No
162	GOM_NL__2PRFIN20101011_190706_000000622093_00400_45043_8116.N1	11-OCT-2010 19:07:06	Dark	61.500	108	Alp Col	2.6520	15200.	123	45043	No
163	GOM_NL__2PRFIN20101011_191504_000000462093_00400_45043_8117.N1	11-OCT-2010 19:15:04	Straylight	46.000	157	The1Eri	2.9060	9300.0	92	45043	No
164	GOM_NL__2PRFIN20101011_193759_000000512093_00400_45043_8118.N1	11-OCT-2010 19:37:59	Bright	51.000	105	6Bet Ari	2.6450	8900.0	102	45043	No
165	GOM_NL__2PRFIN20101011_193928_000000552093_00400_45043_8119.N1	11-OCT-2010 19:39:28	Bright	55.000	50	13Alp Ari	2.0070	4250.0	110	45043	No
166	GOM_NL__2PRFIN20101011_194312_000000492093_00400_45043_8120.N1	11-OCT-2010 19:43:12	Bright	49.000	173	4Bet Tri	3.0040	8900.0	98	45043	No
167	GOM_NL__2PRFIN20101011_194458_000000502093_00400_45043_8121.N1	11-OCT-2010 19:44:58	Bright	49.500	73	57Gam1And	2.2600	13100.	99	45043	No
168	GOM_NL__2PRFIN20101011_194754_000000402093_00400_45043_8122.N1	11-OCT-2010 19:47:54	Bright	39.500	76	27Gam Cas	2.3000	30000.	79	45043	No
169	GOM_NL__2PRFIN20101011_195024_000000472093_00400_45043_8123.N1	11-OCT-2010 19:50:24	Bright	46.500	160	23Gam Per	2.9300	4700.0	93	45043	No
170	GOM_NL__2PRFIN20101011_201511_000000392093_00400_45043_8124.N1	11-OCT-2010 20:15:11	Bright	39.000	166	17Eps Leo	2.9800	6000.0	78	45043	No
171	GOM_NL__2PRFIN20101011_202526_000000502093_00400_45043_8125.N1	11-OCT-2010 20:25:26	Dark	49.500	48	30Alp Hya	1.9770	4100.0	99	45043	No
172	GOM_NL__2PRFIN20101011_203346_000000522093_00400_45043_8126.N1	11-OCT-2010 20:33:46	Dark	51.500	132	15Rho Pup	2.8030	6900.0	103	45043	No
173	GOM_NL__2PRFIN20101011_203704_000000462093_00400_45043_8127.N1	11-OCT-2010 20:37:04	Dark	45.500	70	Zet Pup	2.2460	39000.	91	45043	No
174	GOM_NL__2PRFIN20101011_204214_000000482093_00401_45044_8144.N1	11-OCT-2010 20:42:14	Dark	48.000	161	Tau Pup	2.9310	4500.0	96	45044	No
175	GOM_NL__2PRFIN20101011_204337_000000482093_00401_45044_8145.N1	11-OCT-2010 20:43:37	Dark	47.500	2	Alp Car	-0.73600	7000.0	95	45044	No
176	GOM_NL__2PRFIN20101011_204744_000000632093_00401_45044_8146.N1	11-OCT-2010 20:47:44	Dark	63.000	108	Alp Col	2.6520	15200.	126	45044	No
177	GOM_NL__2PRFIN20101011_205540_000000472093_00401_45044_8147.N1	11-OCT-2010 20:55:40	Straylight	47.000	157	The1Eri	2.9060	9300.0	94	45044	No
178	GOM_NL__2PRFIN20101011_211834_000000512093_00401_45044_8148.N1	11-OCT-2010 21:18:34	Bright	51.000	105	6Bet Ari	2.6450	8900.0	102	45044	No
179	GOM_NL__2PRFIN20101011_212144_000000452093_00401_45044_8149.N1	11-OCT-2010 21:21:44	Bright	45.000	53	43Bet And	2.0480	3300.0	90	45044	No
180	GOM_NL__2PRFIN20101011_212347_000000512093_00401_45044_8150.N1	11-OCT-2010 21:23:47	Bright	50.500	173	4Bet Tri	3.0040	8900.0	101	45044	No
181	GOM_NL__2PRFIN20101011_212533_000000492093_00401_45044_8151.N1	11-OCT-2010 21:25:33	Bright	49.000	73	57Gam1And	2.2600	13100.	98	45044	No
182	GOM_NL__2PRFIN20101011_212830_000000402093_00401_45044_8152.N1	11-OCT-2010 21:28:30	Bright	39.500	76	27Gam Cas	2.3000	30000.	79	45044	No
183	GOM_NL__2PRFIN20101011_213059_000000502093_00401_45044_8153.N1	11-OCT-2010 21:30:59	Bright	50.000	160	23Gam Per	2.9300	4700.0	100	45044	No
184	GOM_NL__2PRFIN20101011_215547_000000582093_00401_45044_8154.N1	11-OCT-2010 21:55:47	Bright	58.000	166	17Eps Leo	2.9800	6000.0	116	45044	No
185	GOM_NL__2PRFIN20101011_220603_000000532093_00401_45044_8155.N1	11-OCT-2010 22:06:03	Dark	52.500	48	30Alp Hya	1.9770	4100.0	105	45044	No
186	GOM_NL__2PRFIN20101011_221423_000000492093_00401_45044_8156.N1	11-OCT-2010 22:14:23	Dark	49.000	132	15Rho Pup	2.8030	6900.0	98	45044	No
187	GOM_NL__2PRFIN20101011_221740_000000452093_00401_45044_8157.N1	11-OCT-2010 22:17:40	Dark	44.500	70	Zet Pup	2.2460	39000.	89	45044	No
188	GOM_NL__2PRFIN20101011_222251_000000432093_00402_45045_8166.N1	11-OCT-2010 22:22:51	Dark	42.500	161	Tau Pup	2.9310	4500.0	85	45045	No
189	GOM_NL__2PRFIN20101011_222413_000000422093_00402_45045_8167.N1	11-OCT-2010 22:24:13	Dark	42.000	2	Alp Car	-0.73600	7000.0	84	45045	No
190	GOM_NL__2PRFIN20101011_222821_000000652093_00402_45045_8168.N1	11-OCT-2010 22:28:21	Dark	64.500	108	Alp Col	2.6520	15200.	129	45045	No
191	GOM_NL__2PRFIN20101011_223617_000000492093_00402_45045_8169.N1	11-OCT-2010 22:36:17	Straylight	48.500	157	The1Eri	2.9060	9300.0	97	45045	No
192	GOM_NL__2PRFIN20101011_225910_000000502093_00402_45045_8170.N1	11-OCT-2010 22:59:10	Bright	49.500	105	6Bet Ari	2.6450	8900.0	99	45045	No
193	GOM_NL__2PRFIN20101011_230220_000000412093_00402_45045_8171.N1	11-OCT-2010 23:02:20	Bright	41.000	53	43Bet And	2.0480	3300.0	82	45045	No
194	GOM_NL__2PRFIN20101011_230422_000000502093_00402_45045_8172.N1	11-OCT-2010 23:04:22	Bright	50.000	173	4Bet Tri	3.0040	8900.0	100	45045	No
195	GOM_NL__2PRFIN20101011_230608_000000482093_00402_45045_8173.N1	11-OCT-2010 23:06:08	Bright	48.000	73	57Gam1And	2.2600	13100.	96	45045	No
196	GOM_NL__2PRFIN20101011_230905_000000412093_00402_45045_8174.N1	11-OCT-2010 23:09:05	Bright	40.500	76	27Gam Cas	2.3000	30000.	81	45045	No
197	GOM_NL__2PRFIN20101011_231134_000000492093_00402_45045_8175.N1	11-OCT-2010 23:11:34	Bright	48.500	160	23Gam Per	2.9300	4700.0	97	45045	No
198	GOM_NL__2PRFIN20101011_233623_000000582093_00402_45045_8176.N1	11-OCT-2010 23:36:23	Bright	58.000	166	17Eps Leo	2.9800	6000.0	116	45045	No
199	GOM_NL__2PRFIN20101011_234639_000000482093_00402_45045_8177.N1	11-OCT-2010 23:46:39	Dark	48.000	48	30Alp Hya	1.9770	4100.0	96	45045	No
200	GOM_NL__2PRFIN20101011_235500_000000542093_00402_45045_8178.N1	11-OCT-2010 23:55:00	Dark	53.500	132	15Rho Pup	2.8030	6900.0	107	45045	No
201	GOM_NL__2PRFIN20101011_235817_000000442093_00402_45045_8179.N1	11-OCT-2010 23:58:17	Dark	43.500	70	Zet Pup	2.2460	39000.	87	45045	No

3. Quality information per product

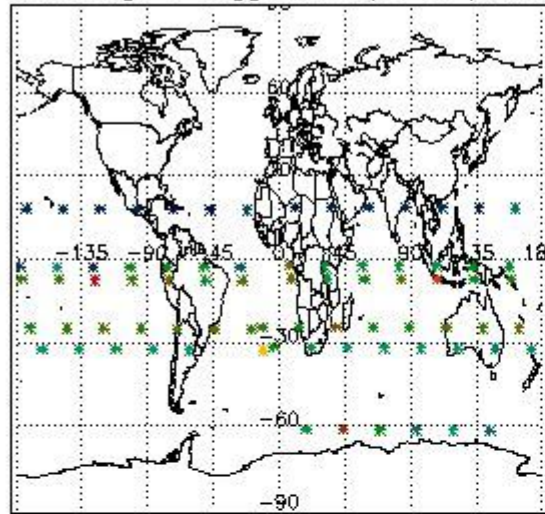
In this section it is plotted some information contained in the Quality Summary data set of the level 2 products. Only products in dark limb conditions and without errors (error flag in the MPH set to "0") are used.

3.1 Plot quality information per product (time dependant)

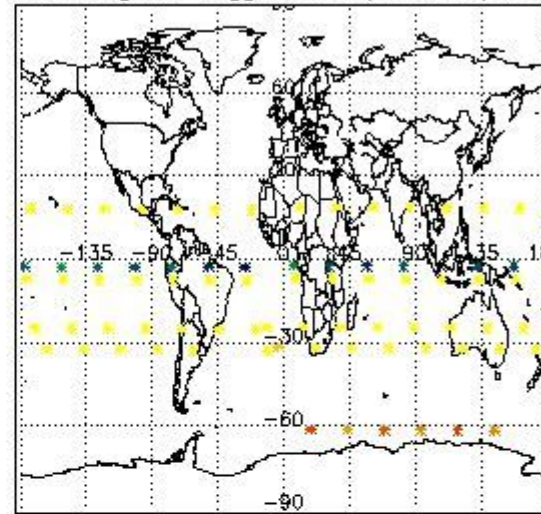


3.2 Plot quality information per product (world map)


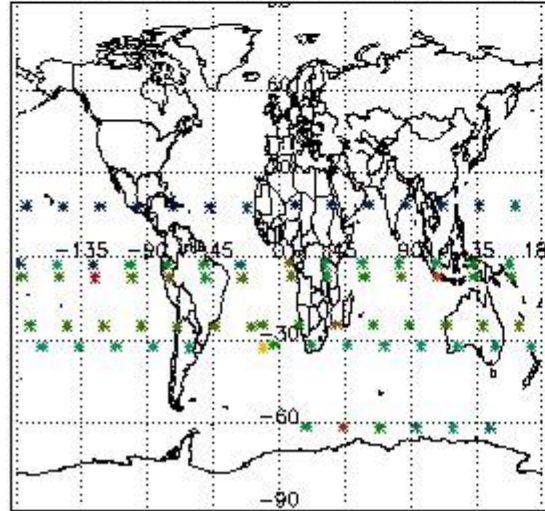
Percentage of flagged data per O3 profile



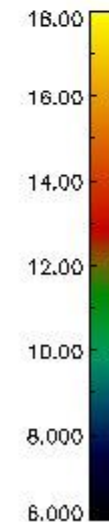
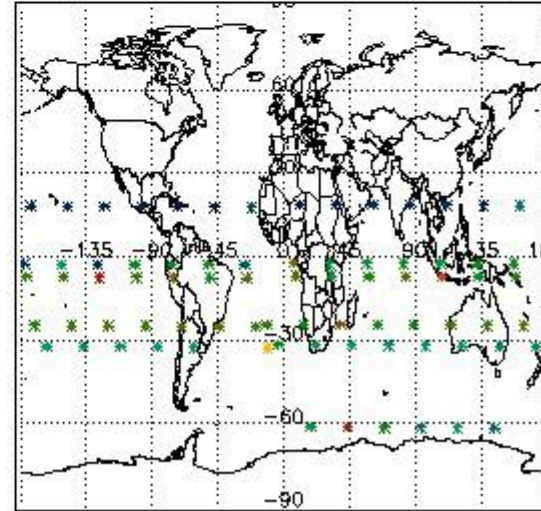
Percentage of flagged data per H2O profile



Percentage of flagged data per NO2 profile



Percentage of flagged data per NO3 profile

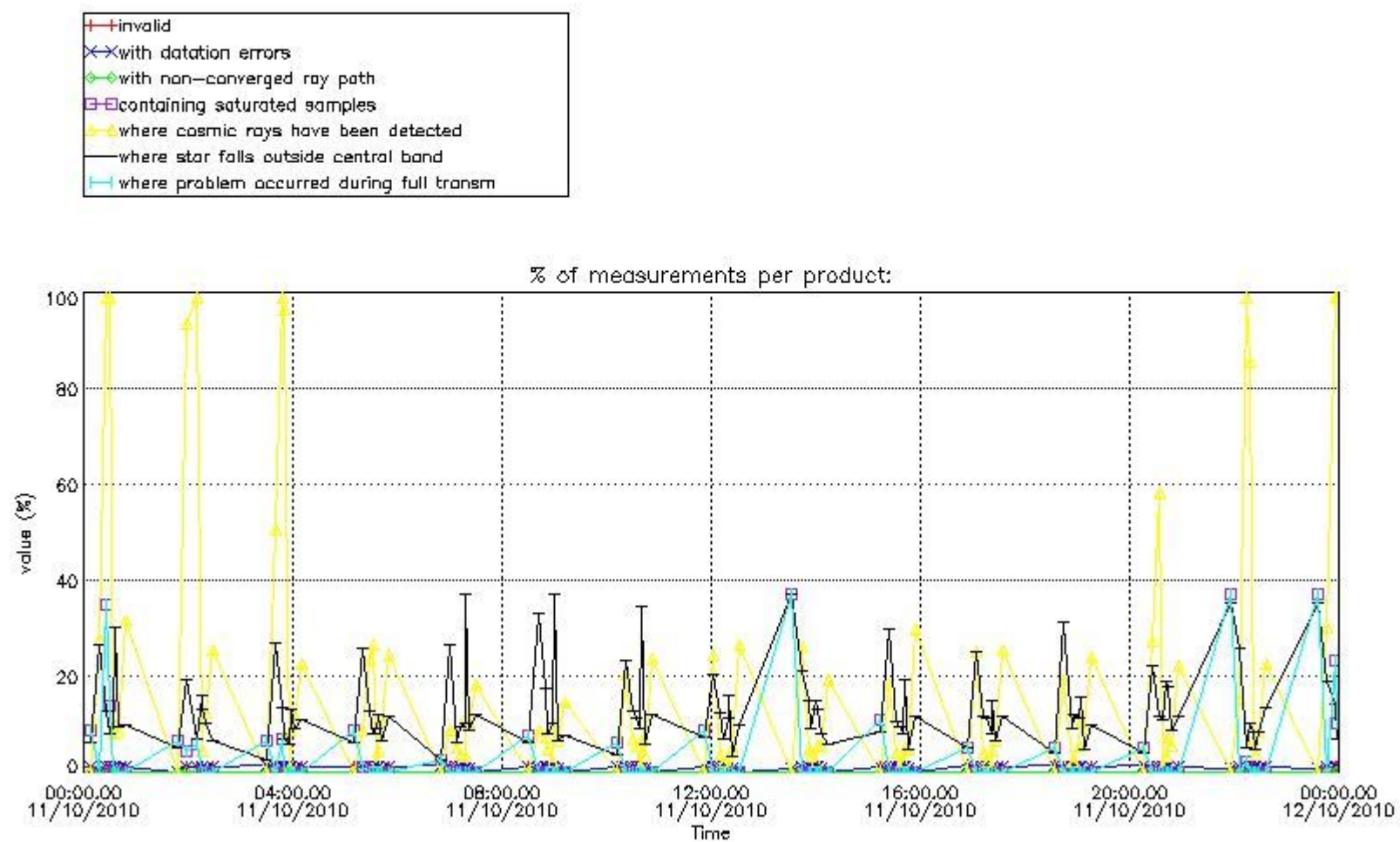


4. Level 1 quality information per product

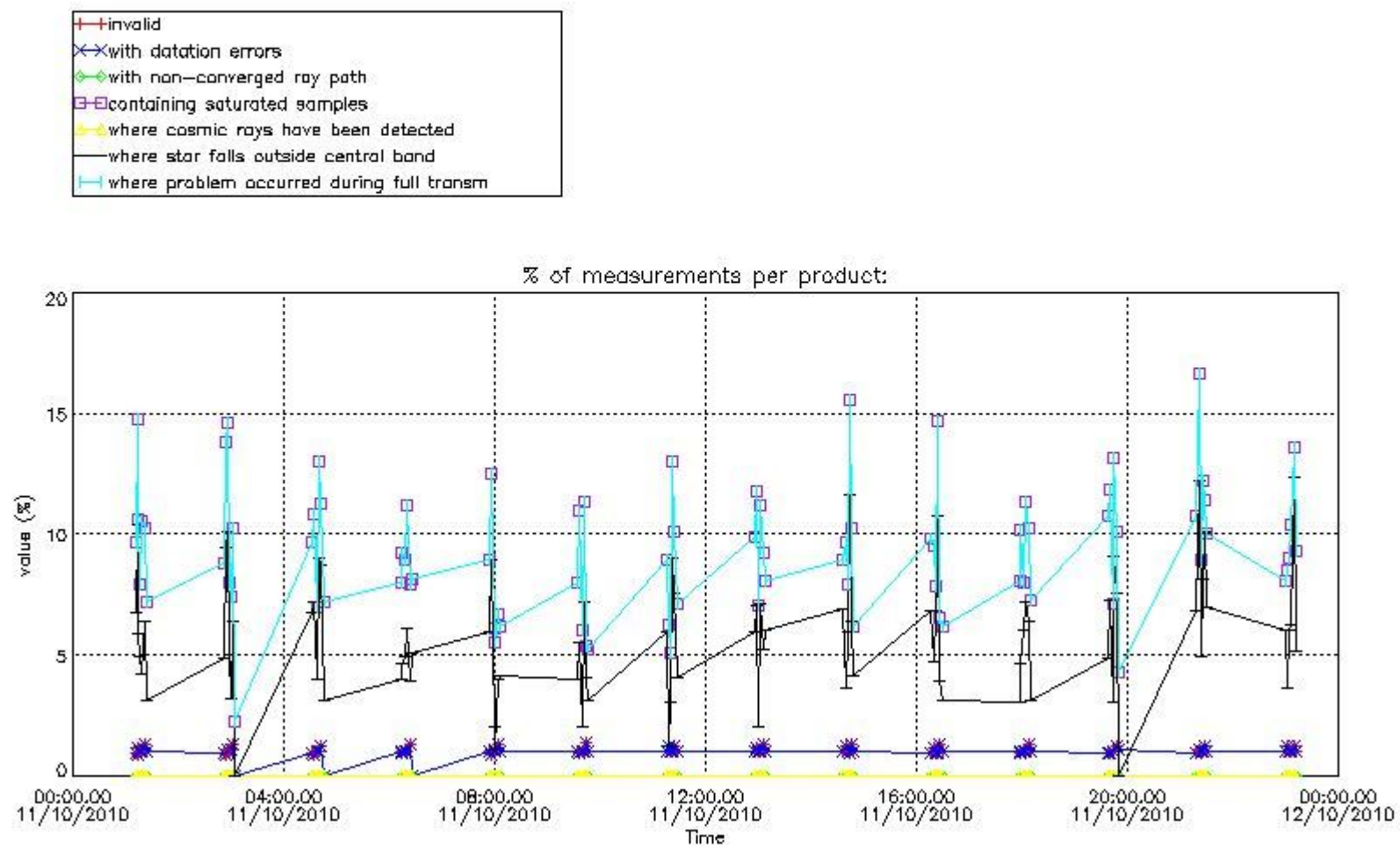
In this section it is plotted some information contained in the Quality Summary data set of the level 2 products that comes from the level 1b processing. Products without errors (error flag in the MPH set to "0") are used.

4.1 Plot quality information per product (time dependant) coming from level 1b processing

4.1.1 Plot level 1 quality information per product (time dependant): ENVISAT ASCENDING passes

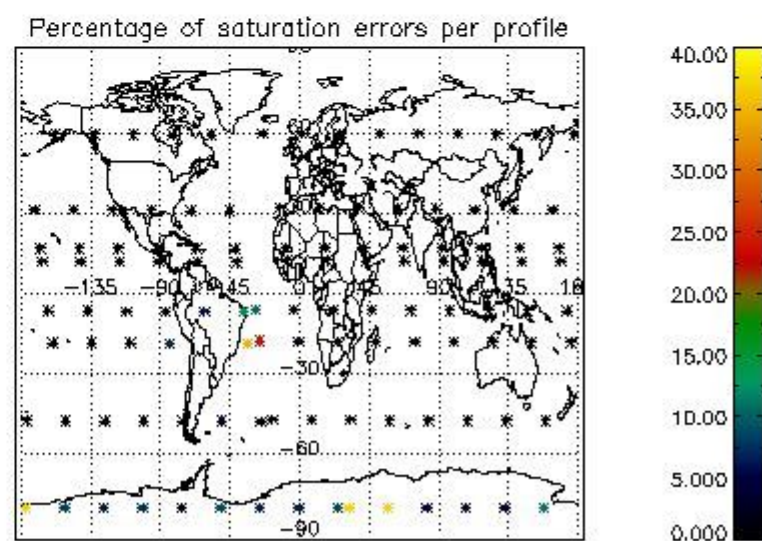
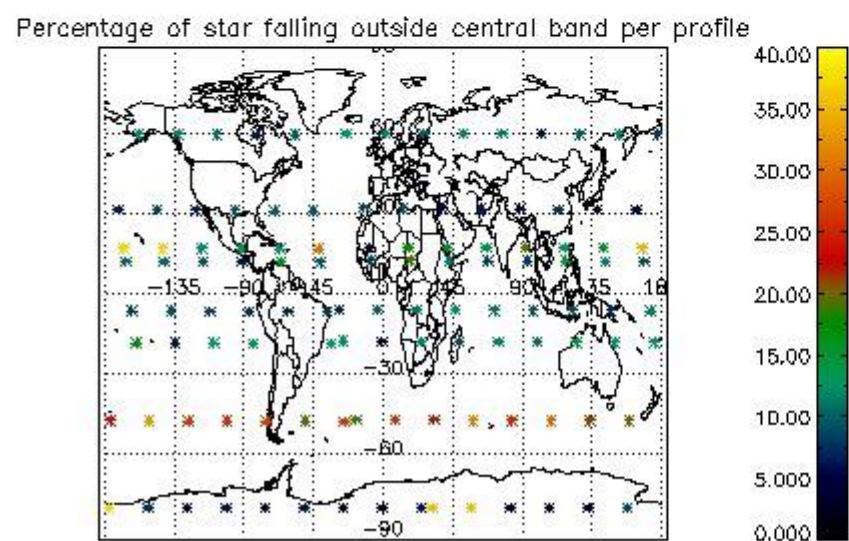
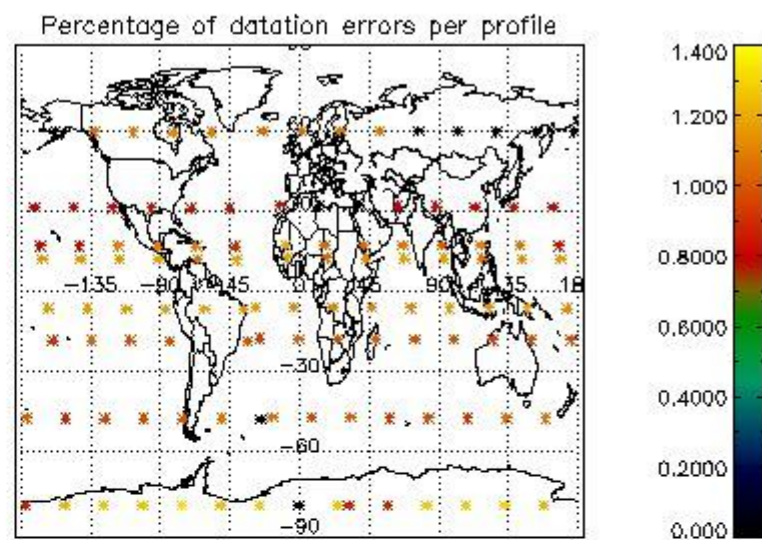
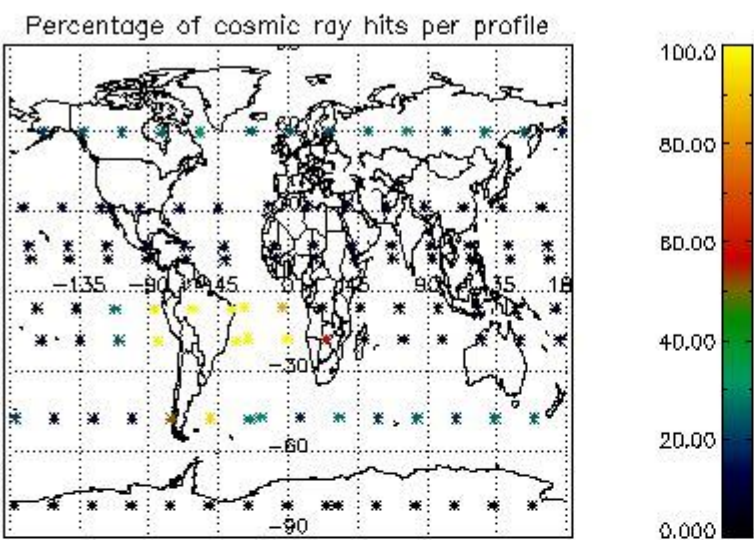


4.1.2 Plot level 1 quality information per product (time dependant): ENVISAT DESCENDING passes

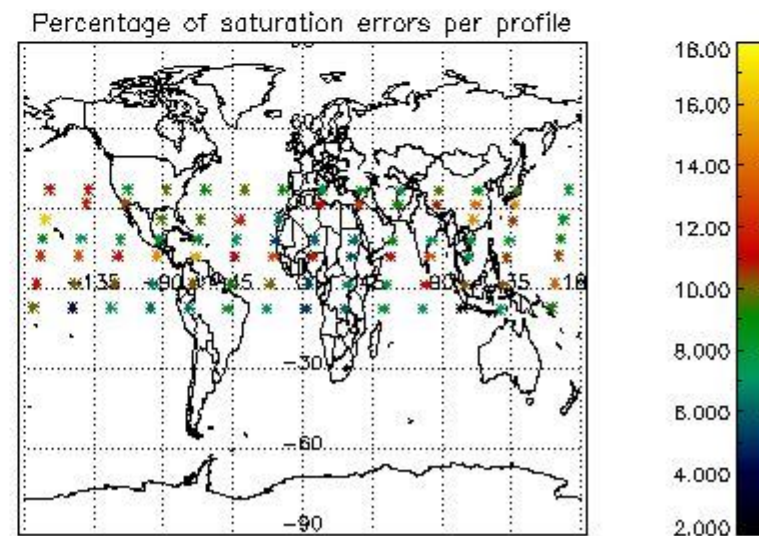
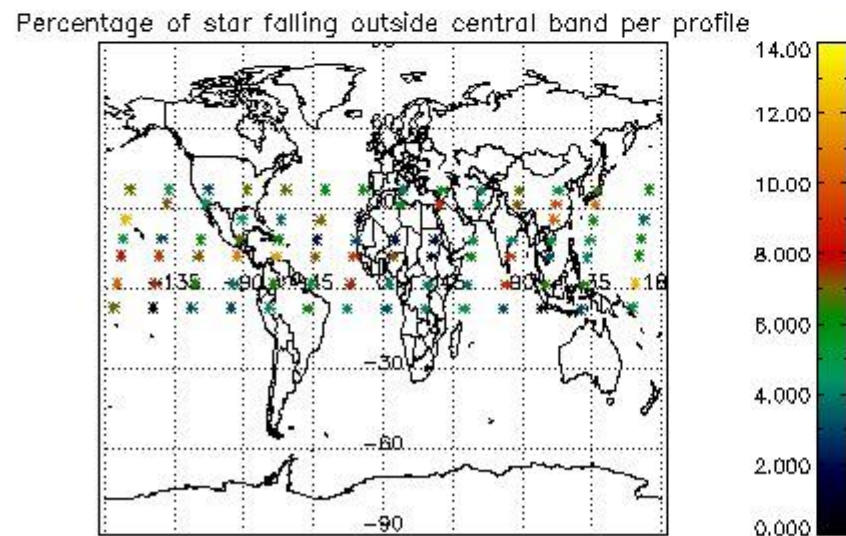
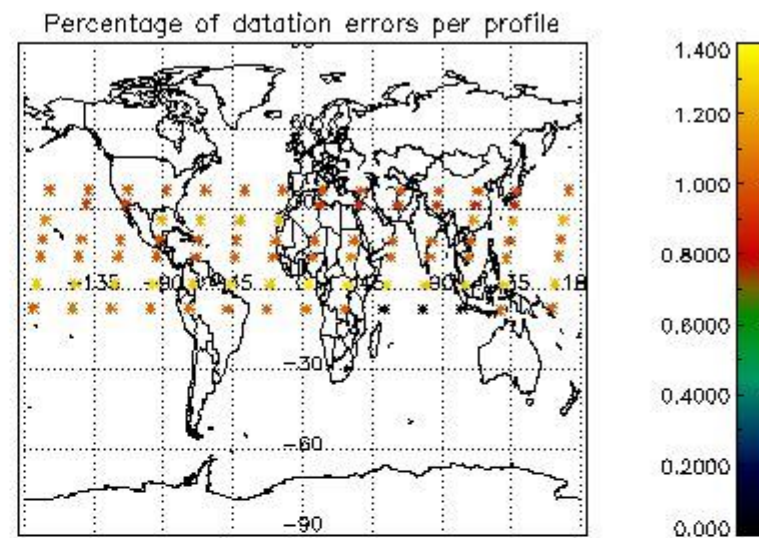
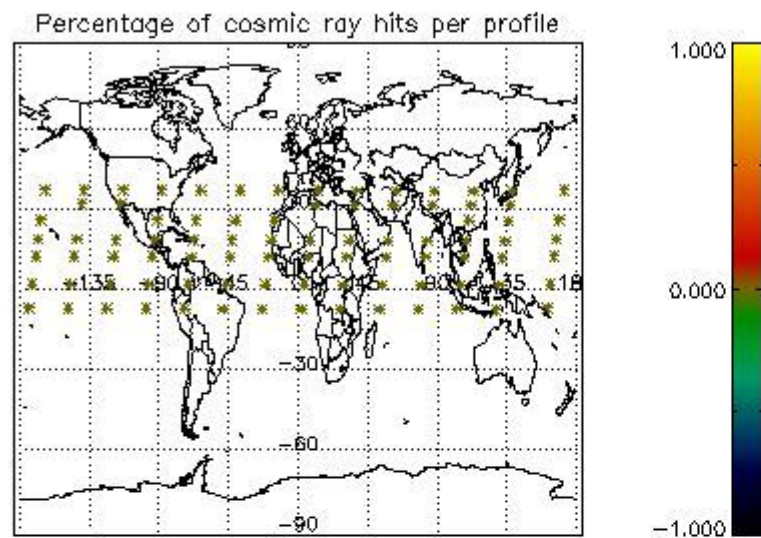


4.2 Plot quality information per product coming from level 1b processing (world map)

4.2.1 Plot level 1 quality information per product (world map): ENVISAT ASCENDING passes



4.2.2 Plot level 1 quality information per product (world map): ENVISAT DESCENDING passes



5. Trace gas profiles

5.1 Ozone statistics based on quality of products

The final quality of the products can be "measured" using the STD (Standard Deviation) attached to every point profile. This information is written to the parameter GOM_NL__2P/NL_LOCAL_SPECIES_DENSITY/o3_std of the level 2 products. The table below shows the statistics for given STD ranges.

The statistics are given with respect to the overall valid production:

- Products without fatal errors: GOM_NL__2P/MPH/PRODUCT_ERR=0
- Valid point profile: GOM_NL__2P/NL_LOCAL_SPECIES_DENSITY/pcd(0)=0

The 'Criteria' is applied to valid points of dark limb products:

- Products in dark limb illumination condition: GOM_NL__2P/NL_SUMMARY_QUALITY/obs_ill_cond=0
- Products without fatal errors: GOM_NL__2P/MPH/PRODUCT_ERR=0
- Valid point profile: GOM_NL__2P/NL_LOCAL_SPECIES_DENSITY/pcd(0)=0

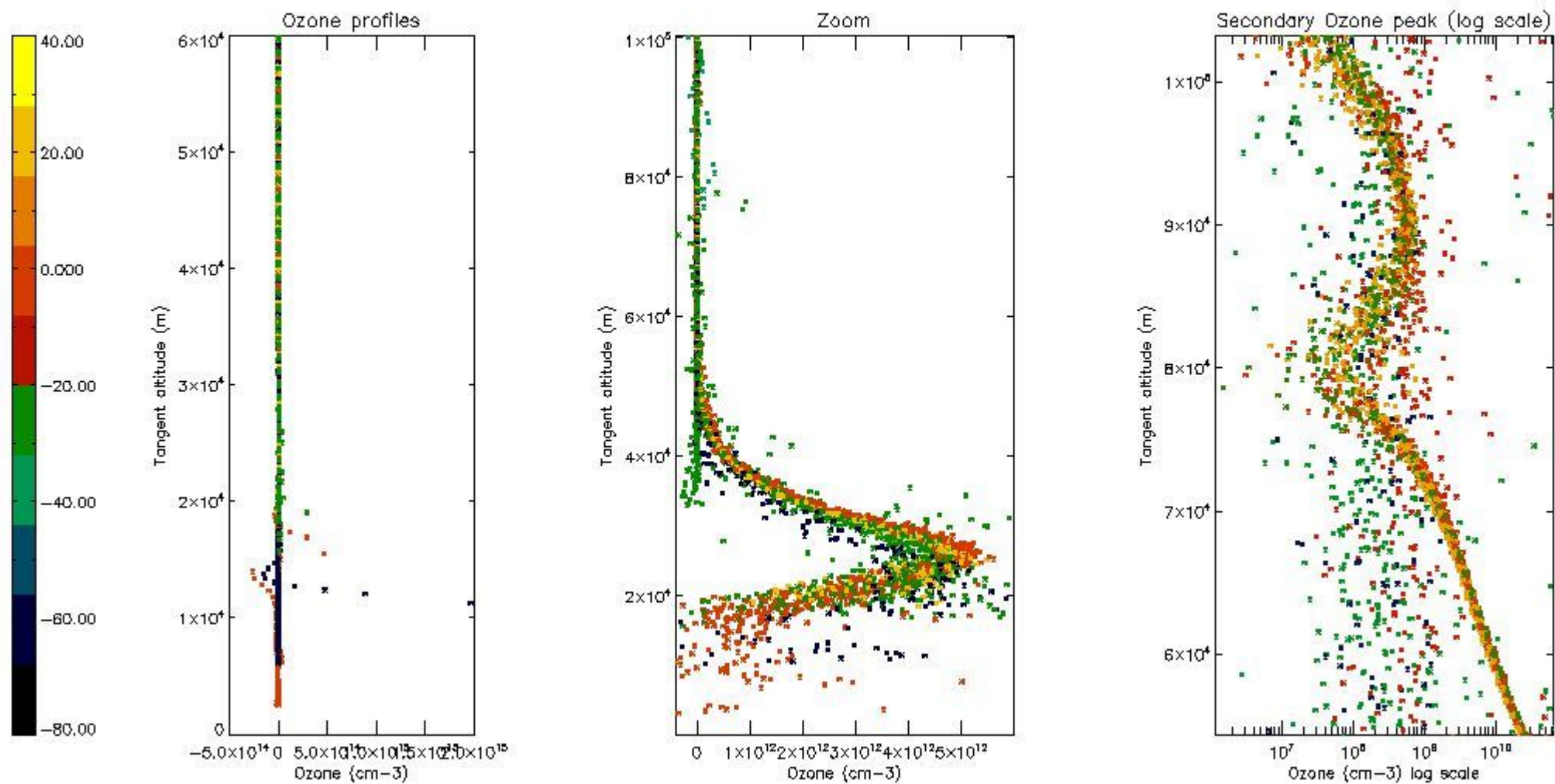
So, the table below shows the percentage of dark limb and valid observations for each criteria with respect to the overall valid daily observations.

Criteria	% of total production
All STD	41
STD < 20	20

STD < 10	15
STD < 5	11

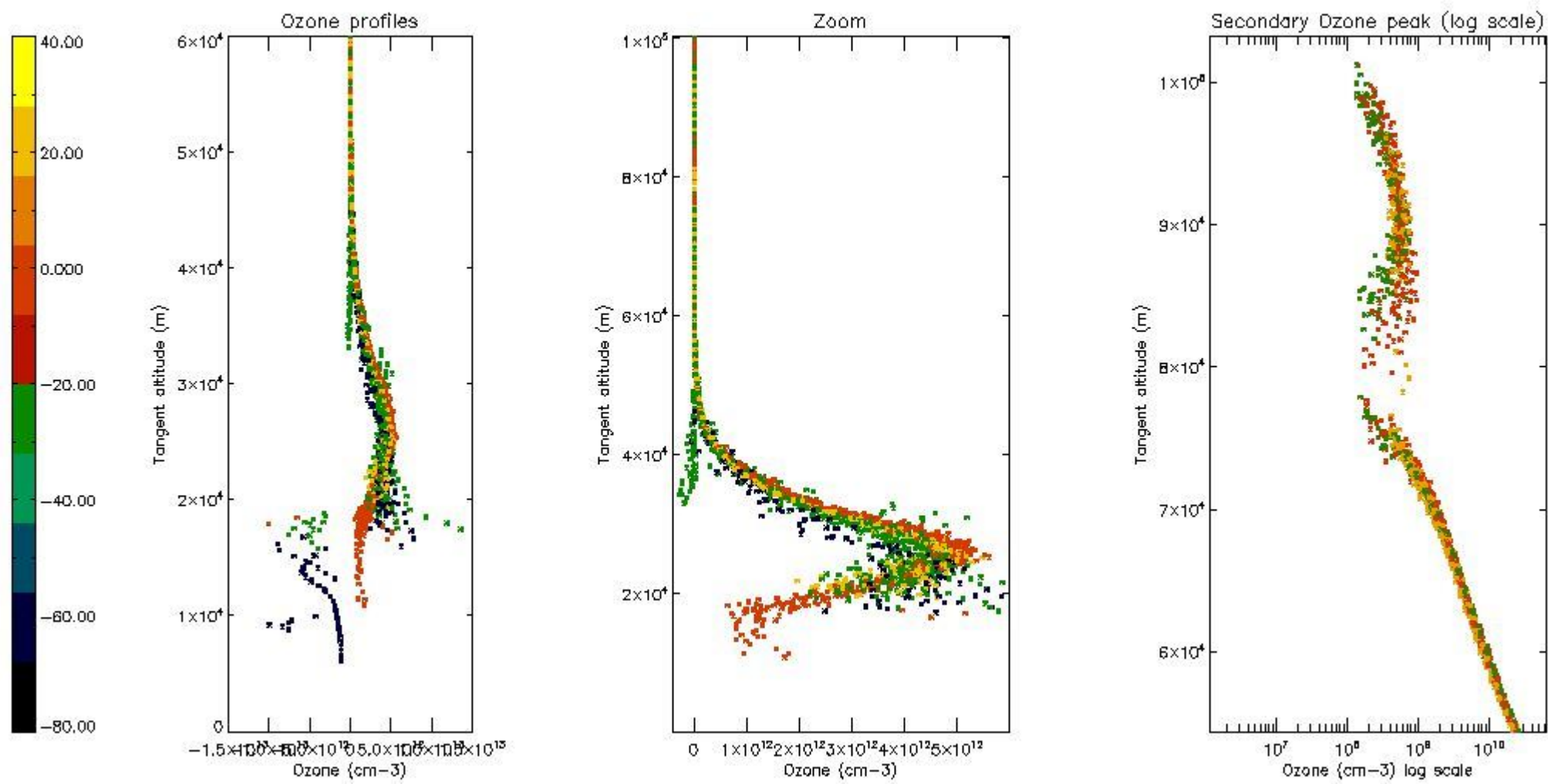
5.2 Plot ozone profiles for all STD (dark without errors)

The colorbar represents the latitude.



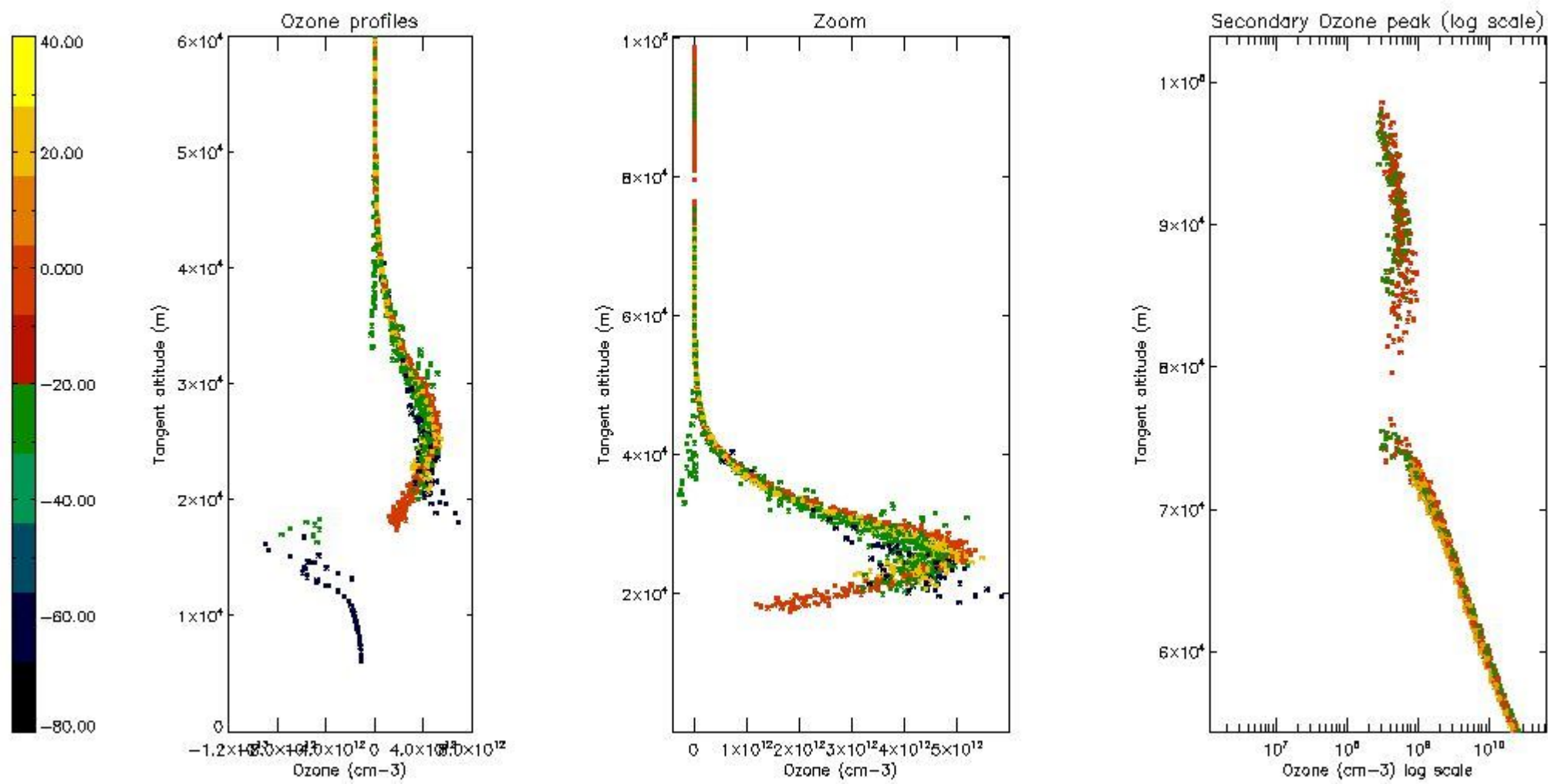
5.3 Plot ozone profiles where STD < 20% (dark without errors)

The colorbar represents the latitude.



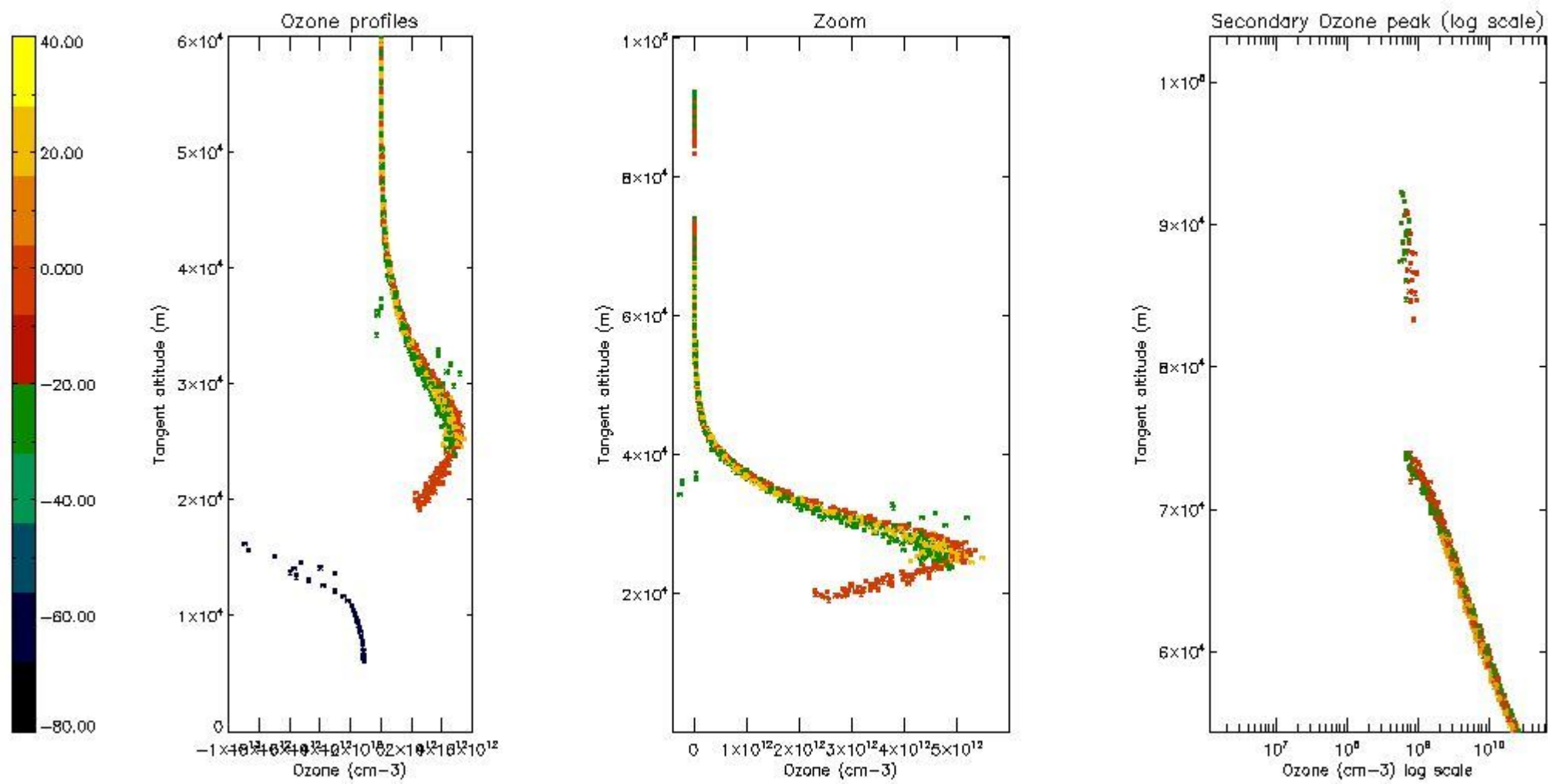
5.4 Plot ozone profiles where STD < 10% (dark without errors)

The colorbar represents the latitude.



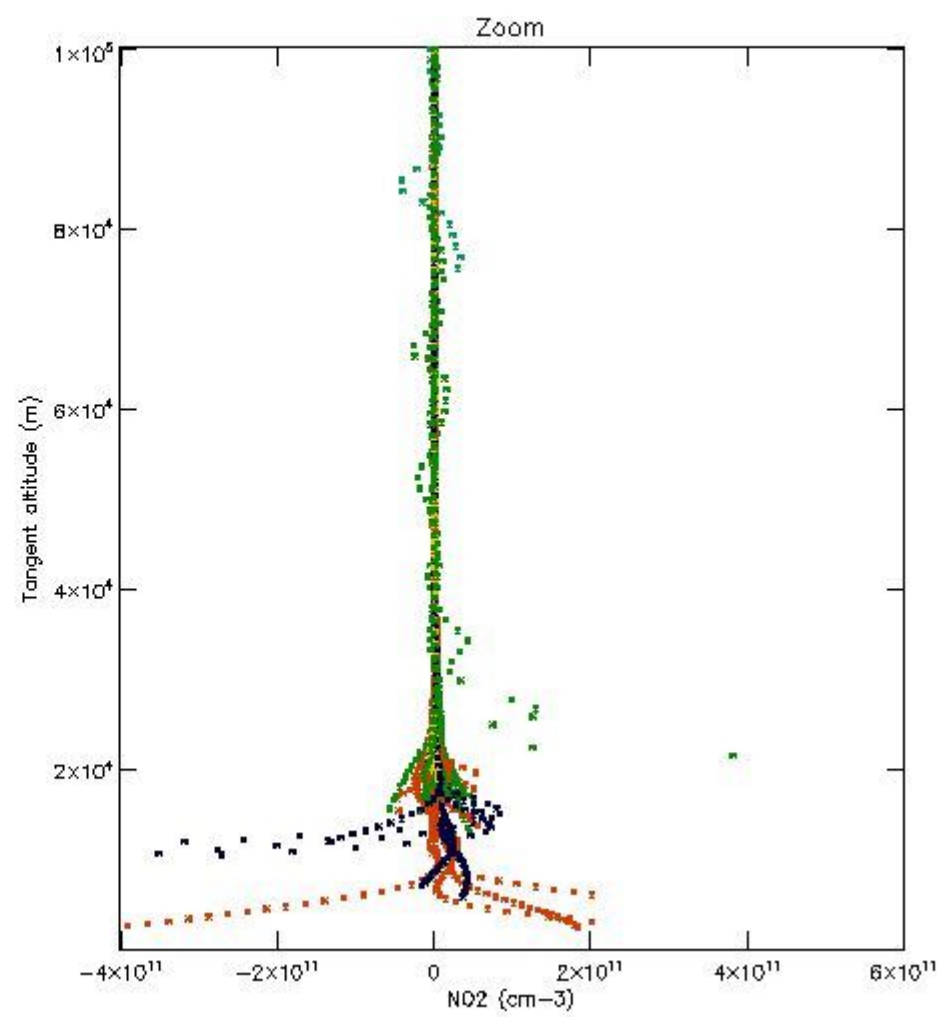
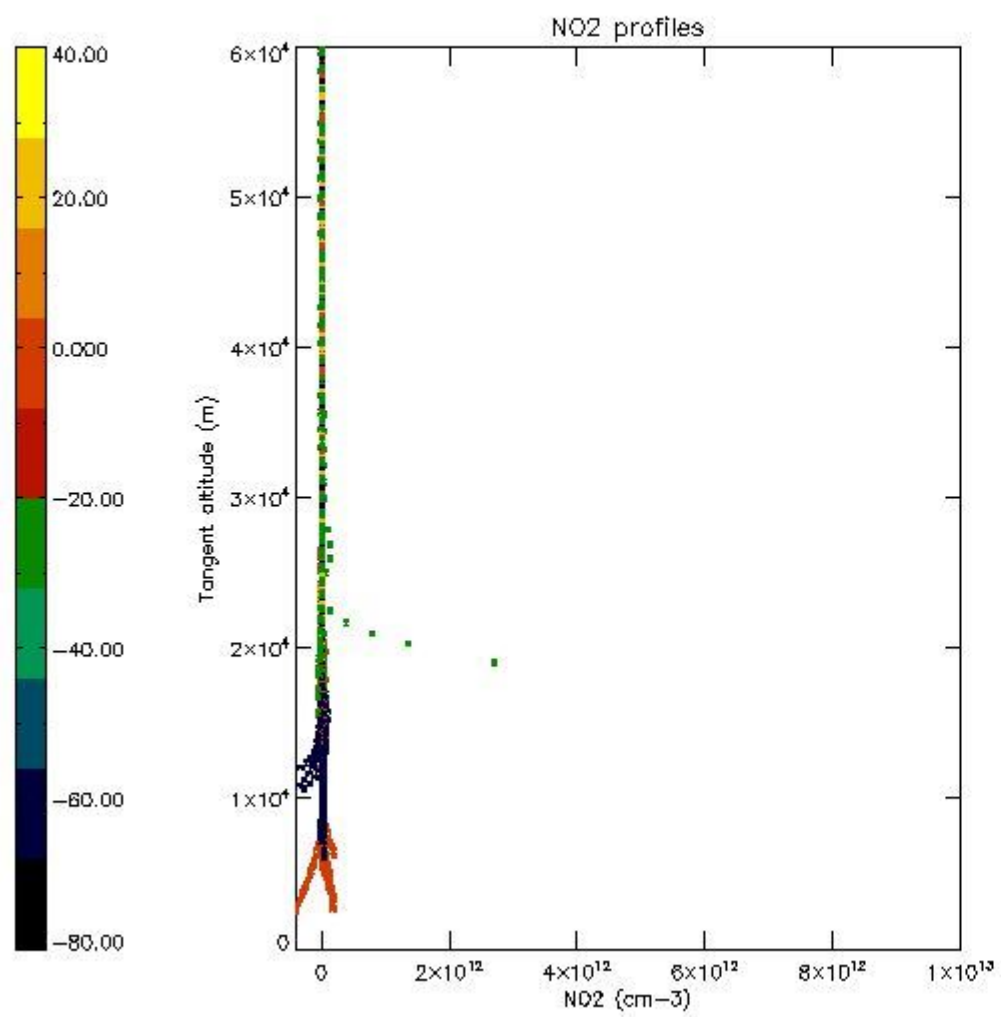
5.5 Plot ozone profiles where STD < 5% (dark without errors)

The colorbar represents the latitude.



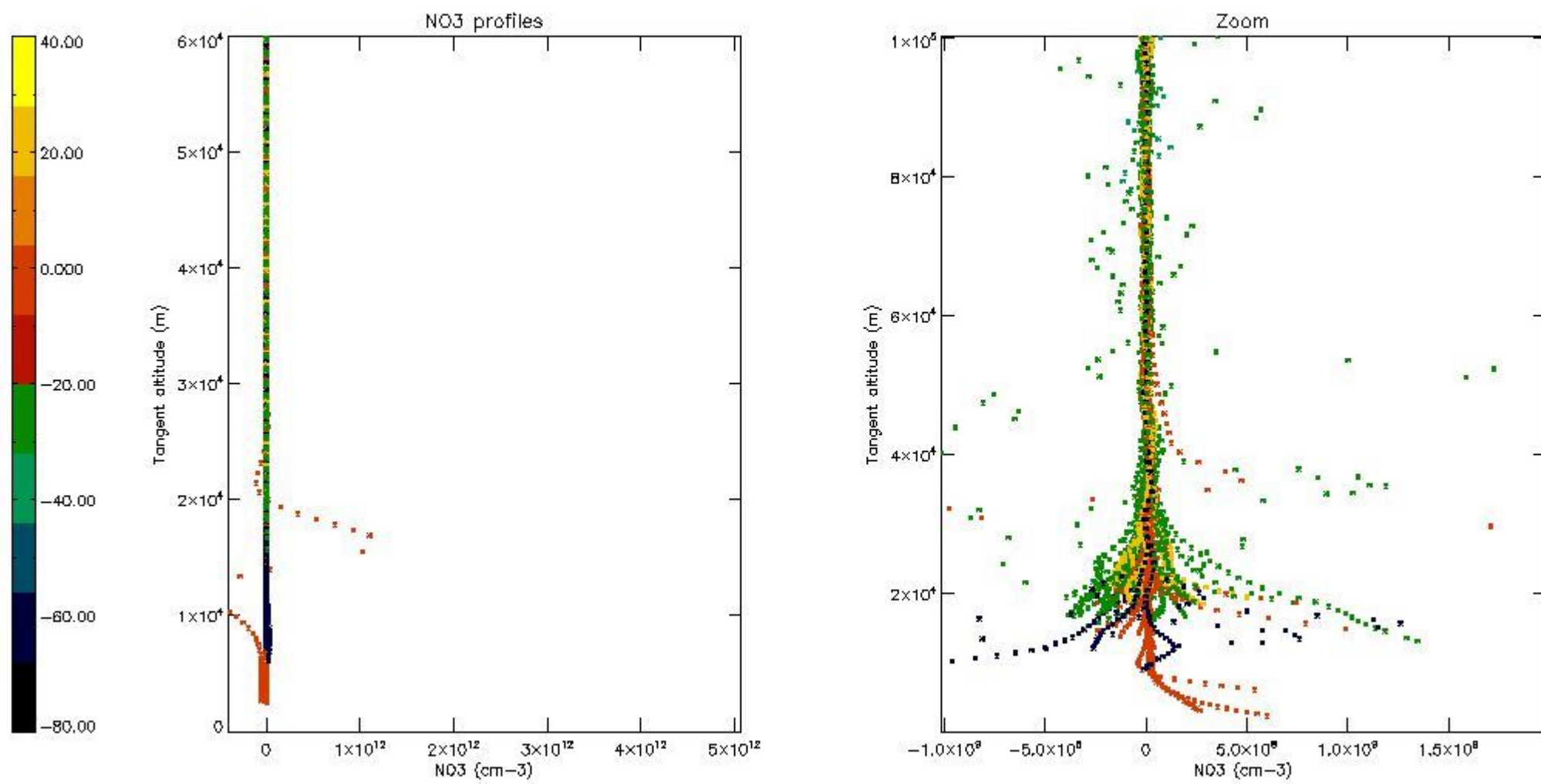
5.6 Plot NO₂ profiles for all STD (dark without errors)

The colorbar represents the latitude.



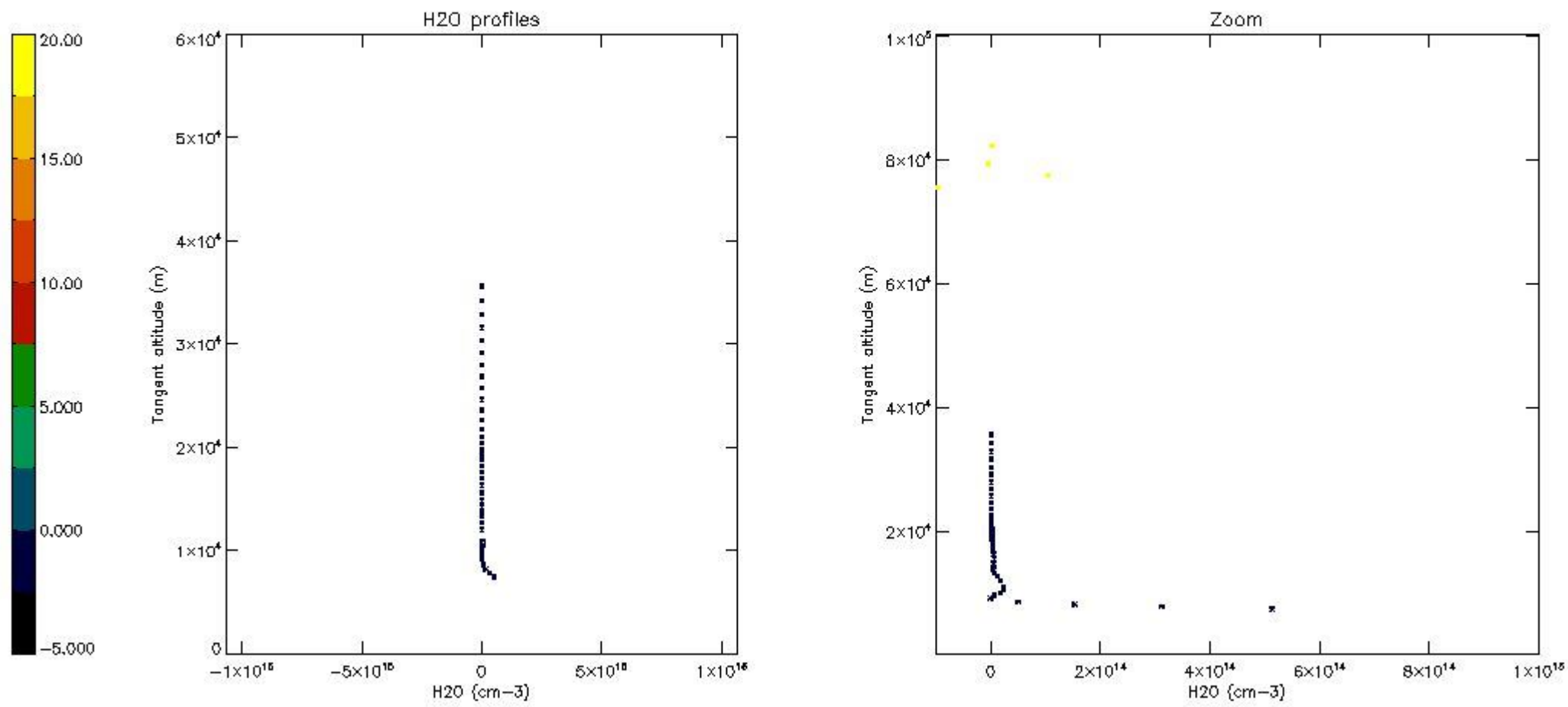
5.7 Plot NO3 profiles for all STD (dark without errors)

The colorbar represents the latitude.



5.8 Plot H2O profiles for all STD (only for occultations of stars 1,2,3,4,13,14,16,26,63 dark without errors)

The colorbar represents the latitude.



6. Auxiliary Data Files used for the production reported in section 2

The number reported in the third column indicates since which file (see list in section 2) the corresponding auxiliary file has been used. The fourth column is the date of those product files.

Type	Auxiliary Filename	Used since product	Used since product date
INST_PHYS_CHARACTERISTICS	GOM_INS_AXVIEC20091111_143220_20030716_120000_20500101_000000	1	11-OCT-2010 00:07:57
LEVEL-2_PROC_CONFIG	GOM_PR2_AXVIEC20091111_152718_20020301_000000_20500101_000000	1	11-OCT-2010 00:07:57
CROSS_SECTIONS_FILE	GOM_CRS_AXVIEC20091111_154832_20020301_000000_20500101_000000	1	11-OCT-2010 00:07:57

GOMOS Level 2 Daily Report

SUMMARY

[1. General Info](#)

[2. Summary of processed GOM_NL_2P products](#)

[3. Level 2 Quality information per product](#)

[3.1 Plot of level 2 quality information per product \(time dependant\)](#)

[3.2 Plot of level 2 quality information per product \(world map\)](#)

[4. Level 1 Quality information per product \(stored on level 2 products\)](#)

[4.1 Plot of level 1 quality information per product \(time dependant\)](#)

[4.1.1 Plot of level 1 quality information per product \(time dependant\): ASCENDING](#)

[4.1.2 Plot of level 1 quality information per product \(time dependant\): DESCENDING](#)

[4.2 Plot of level 1 quality information per product \(world map\)](#)

[4.2.1 Plot of level 1 quality information per product \(world map\): ASCENDING](#)

[4.2.2 Plot of level 1 quality information per product \(world map\): DESCENDING](#)

[5. Ozone profiles based on quality statistics and other trace gas profiles](#)

[5.1 Ozone statistics based on quality of products](#)

[5.2 Plot ozone profiles for all STD \(dark without errors\)](#)

[5.3 Plot ozone profiles where STD < 20% \(dark without errors\)](#)

[5.4. Plot ozone profiles where STD < 10% \(dark without errors\)](#)

[5.5. Plot ozone profiles where STD < 5% \(dark without errors\)](#)

[5.6 Plot NO2 profiles for all STD \(dark without errors\)](#)

[5.7 Plot NO3 profiles for all STD \(dark without errors\)](#)

[5.8 Plot H2O profiles \(only for occultations of stars 1,2,3,4,13,14,16,26,63 dark without errors\) for all STD](#)

[6. Auxiliary Data Files used for the production reported in section 2](#)

This report presents the daily analysis on parameters extracted from GOMOS level 2 data (GOM_NL__2P). It is intended to monitor some important parameters that will impact the quality of these products. A list of level 2 products (and content) that have arrived during the reporting day to the PCF is also given.

Item	Value
Time of report generation	29APR2013 15:51:34
Data source version	GOMOS/6.01
Start time of products	11-10-2010 (11OCT2010 00:00:00)
Stop time of products	12-10-2010 (12OCT2010 00:00:00)
Store outputs in DB	Yes
Nb of level 2 prods	201
Nb of prods with errors	0

2. Summary of processed GOM_NL__2P products.

Nr	Filename	UTC Start time	Limb	Duration	Star Id	Star Name	Star Mag	Star Temp	Nb Meas	Orbit	Prod. error
1	GOM_NL__2PRFIN20101011_000757_000000402093_00388_45031_7698.N1	11-OCT-2010 00:07:57	Bright	40.000	166	17Eps Leo	2.9800	6000.0	80	45031	No
2	GOM_NL__2PRFIN20101011_001808_000000532093_00388_45031_7699.N1	11-OCT-2010 00:18:08	Twilight	52.500	48	30Alp Hya	1.9770	4100.0	105	45031	No
3	GOM_NL__2PRFIN20101011_002621_000000522093_00388_45031_7700.N1	11-OCT-2010 00:26:21	Dark	51.500	132	15Rho Pup	2.8030	6900.0	103	45031	No
4	GOM_NL__2PRFIN20101011_002942_000000442093_00388_45031_7701.N1	11-OCT-2010 00:29:42	Dark	43.500	70	Zet Pup	2.2460	39000.	87	45031	No
5	GOM_NL__2PRFIN20101011_003453_000000432093_00389_45032_7696.N1	11-OCT-2010 00:34:53	Dark	43.000	161	Tau Pup	2.9310	4500.0	86	45032	No
6	GOM_NL__2PRFIN20101011_003616_000000572093_00389_45032_7697.N1	11-OCT-2010 00:36:16	Dark	56.500	2	Alp Car	-0.73600	7000.0	113	45032	No
7	GOM_NL__2PRFIN20101011_004015_000000652093_00389_45032_7698.N1	11-OCT-2010 00:40:15	Dark	64.500	108	Alp Col	2.6520	15200.	129	45032	No
8	GOM_NL__2PRFIN20101011_004822_000000462093_00389_45032_7699.N1	11-OCT-2010 00:48:22	Straylight	46.000	157	The1Eri	2.9060	9300.0	92	45032	No
9	GOM_NL__2PRFIN20101011_011131_000000522093_00389_45032_7700.N1	11-OCT-2010 01:11:31	Bright	51.500	105	6Bet Ari	2.6450	8900.0	103	45032	No
10	GOM_NL__2PRFIN20101011_011302_000000582093_00389_45032_7701.N1	11-OCT-2010 01:13:02	Bright	57.500	50	13Alp Ari	2.0070	4250.0	115	45032	No
11	GOM_NL__2PRFIN20101011_011438_000000432093_00389_45032_7702.N1	11-OCT-2010 01:14:38	Bright	42.500	53	43Bet And	2.0480	3300.0	85	45032	No
12	GOM_NL__2PRFIN20101011_011647_000000512093_00389_45032_7703.N1	11-OCT-2010 01:16:47	Bright	50.500	173	4Bet Tri	3.0040	8900.0	101	45032	No
13	GOM_NL__2PRFIN20101011_011831_000000482093_00389_45032_7704.N1	11-OCT-2010 01:18:31	Bright	47.500	73	57Gam1And	2.2600	13100.	95	45032	No
14	GOM_NL__2PRFIN20101011_012122_000000392093_00389_45032_7705.N1	11-OCT-2010 01:21:22	Bright	39.000	76	27Gam Cas	2.3000	30000.	78	45032	No
15	GOM_NL__2PRFIN20101011_012358_000000492093_00389_45032_7706.N1	11-OCT-2010 01:23:58	Bright	48.500	160	23Gam Per	2.9300	4700.0	97	45032	No
16	GOM_NL__2PRFIN20101011_014833_000000392093_00389_45032_7707.N1	11-OCT-2010 01:48:33	Bright	38.500	166	17Eps Leo	2.9800	6000.0	77	45032	No
17	GOM_NL__2PRFIN20101011_015845_000000472093_00389_45032_7708.N1	11-OCT-2010 01:58:45	Twilight	47.000	48	30Alp Hya	1.9770	4100.0	94	45032	No
18	GOM_NL__2PRFIN20101011_021019_000000432093_00389_45032_7709.N1	11-OCT-2010 02:10:19	Dark	42.500	70	Zet Pup	2.2460	39000.	85	45032	No
19	GOM_NL__2PRFIN20101011_021530_000000472093_00390_45033_7707.N1	11-OCT-2010 02:15:30	Dark	47.000	161	Tau Pup	2.9310	4500.0	94	45033	No
20	GOM_NL__2PRFIN20101011_021653_000000462093_00390_45033_7708.N1	11-OCT-2010 02:16:53	Dark	46.000	2	Alp Car	-0.73600	7000.0	92	45033	No
21	GOM_NL__2PRFIN20101011_022052_000000652093_00390_45033_7709.N1	11-OCT-2010 02:20:52	Dark	65.000	108	Alp Col	2.6520	15200.	130	45033	No
22	GOM_NL__2PRFIN20101011_022859_000000462093_00390_45033_7710.N1	11-OCT-2010 02:28:59	Straylight	45.500	157	The1Eri	2.9060	9300.0	91	45033	No
23	GOM_NL__2PRFIN20101011_025207_000000512093_00390_45033_7711.N1	11-OCT-2010 02:52:07	Bright	51.000	105	6Bet Ari	2.6450	8900.0	102	45033	No
24	GOM_NL__2PRFIN20101011_025337_000000582093_00390_45033_7712.N1	11-OCT-2010 02:53:37	Bright	58.000	50	13Alp Ari	2.0070	4250.0	116	45033	No
25	GOM_NL__2PRFIN20101011_025514_000000452093_00390_45033_7713.N1	11-OCT-2010 02:55:14	Bright	44.500	53	43Bet And	2.0480	3300.0	89	45033	No
26	GOM_NL__2PRFIN20101011_025722_000000502093_00390_45033_7714.N1	11-OCT-2010 02:57:22	Bright	50.000	173	4Bet Tri	3.0040	8900.0	100	45033	No
27	GOM_NL__2PRFIN20101011_025906_000000472093_00390_45033_7715.N1	11-OCT-2010 02:59:06	Bright	47.000	73	57Gam1And	2.2600	13100.	94	45033	No
28	GOM_NL__2PRFIN20101011_030157_000000392093_00390_45033_7716.N1	11-OCT-2010 03:01:57	Bright	39.000	76	27Gam Cas	2.3000	30000.	78	45033	No
29	GOM_NL__2PRFIN20101011_030433_000000452093_00390_45033_7717.N1	11-OCT-2010 03:04:33	Bright	44.500	160	23Gam Per	2.9300	4700.0	89	45033	No
30	GOM_NL__2PRFIN20101011_032909_000000392093_00390_45033_7718.N1	11-OCT-2010 03:29:09	Bright	39.000	166	17Eps Leo	2.9800	6000.0	78	45033	No
31	GOM_NL__2PRFIN20101011_033921_000000512093_00390_45033_7719.N1	11-OCT-2010 03:39:21	Twilight	50.500	48	30Alp Hya	1.9770	4100.0	101	45033	No
32	GOM_NL__2PRFIN20101011_034735_000000522093_00390_45033_7720.N1	11-OCT-2010 03:47:35	Dark	51.500	132	15Rho Pup	2.8030	6900.0	103	45033	No
33	GOM_NL__2PRFIN20101011_035056_000000432093_00390_45033_7721.N1	11-OCT-2010 03:50:56	Dark	43.000	70	Zet Pup	2.2460	39000.	86	45033	No
34	GOM_NL__2PRFIN20101011_035607_000000422093_00391_45034_7720.N1	11-OCT-2010 03:56:07	Dark	42.000	161	Tau Pup	2.9310	4500.0	84	45034	No
35	GOM_NL__2PRFIN20101011_035730_000000462093_00391_45034_7721.N1	11-OCT-2010 03:57:30	Dark	45.500	2	Alp Car	-0.73600	7000.0	91	45034	No
36	GOM_NL__2PRFIN20101011_040130_000000652093_00391_45034_7722.N1	11-OCT-2010 04:01:30	Dark	65.000	108	Alp Col	2.6520	15200.	130	45034	No
37	GOM_NL__2PRFIN20101011_040935_000000472093_00391_45034_7723.N1	11-OCT-2010 04:09:35	Straylight	46.500	157	The1Eri	2.9060	9300.0	93	45034	No
38	GOM_NL__2PRFIN20101011_043242_000000522093_00391_45034_7724.N1	11-OCT-2010 04:32:42	Bright	51.500	105	6Bet Ari	2.6450	8900.0	103	45034	No
39	GOM_NL__2PRFIN20101011_043412_000000562093_00391_45034_7725.N1	11-OCT-2010 04:34:12	Bright	55.500	50	13Alp Ari	2.0070	4250.0	111	45034	No
40	GOM_NL__2PRFIN20101011_043757_000000502093_00391_45034_7726.N1	11-OCT-2010 04:37:57	Bright	50.000	173	4Bet Tri	3.0040	8900.0	100	45034	No
41	GOM_NL__2PRFIN20101011_043941_000000502093_00391_45034_7727.N1	11-OCT-2010 04:39:41	Bright	50.000	73	57Gam1And	2.2600	13100.	100	45034	No
42	GOM_NL__2PRFIN20101011_044233_000000402093_00391_45034_7728.N1	11-OCT-2010 04:42:33	Bright	40.000	76	27Gam Cas	2.3000	30000.	80	45034	No

43	GOM_NL__2PRFIN20101011_044508_000000492093_00391_45034_7729.N1	11-OCT-2010 04:45:08	Bright	48.500	160	23Gam Per	2.9300	4700.0	97	45034	No
44	GOM_NL__2PRFIN20101011_050946_000000402093_00391_45034_7730.N1	11-OCT-2010 05:09:46	Bright	40.000	166	17Eps Leo	2.9800	6000.0	80	45034	No
45	GOM_NL__2PRFIN20101011_051958_000000532093_00391_45034_7731.N1	11-OCT-2010 05:19:58	Twilight	52.500	48	30Alp Hya	1.9770	4100.0	105	45034	No
46	GOM_NL__2PRFIN20101011_052812_000000522093_00391_45034_7732.N1	11-OCT-2010 05:28:12	Dark	51.500	132	15Rho Pup	2.8030	6900.0	103	45034	No
47	GOM_NL__2PRFIN20101011_053132_000000442093_00391_45034_7733.N1	11-OCT-2010 05:31:32	Dark	43.500	70	Zet Pup	2.2460	39000.	87	45034	No
48	GOM_NL__2PRFIN20101011_053644_000000442093_00392_45035_7818.N1	11-OCT-2010 05:36:44	Dark	43.500	161	Tau Pup	2.9310	4500.0	87	45035	No
49	GOM_NL__2PRFIN20101011_053806_000000462093_00392_45035_7819.N1	11-OCT-2010 05:38:06	Dark	45.500	2	Alp Car	-0.73600	7000.0	91	45035	No
50	GOM_NL__2PRFIN20101011_054207_000000632093_00392_45035_7820.N1	11-OCT-2010 05:42:07	Dark	62.500	108	Alp Col	2.6520	15200.	125	45035	No
51	GOM_NL__2PRFIN20101011_055012_000000482093_00392_45035_7821.N1	11-OCT-2010 05:50:12	Straylight	47.500	157	The1Eri	2.9060	9300.0	95	45035	No
52	GOM_NL__2PRFIN20101011_061317_000000502093_00392_45035_7822.N1	11-OCT-2010 06:13:17	Bright	50.000	105	6Bet Ari	2.6450	8900.0	100	45035	No
53	GOM_NL__2PRFIN20101011_061448_000000542093_00392_45035_7823.N1	11-OCT-2010 06:14:48	Bright	54.000	50	13Alp Ari	2.0070	4250.0	108	45035	No
54	GOM_NL__2PRFIN20101011_061832_000000512093_00392_45035_7824.N1	11-OCT-2010 06:18:32	Bright	50.500	173	4Bet Tri	3.0040	8900.0	101	45035	No
55	GOM_NL__2PRFIN20101011_062016_000000492093_00392_45035_7825.N1	11-OCT-2010 06:20:16	Bright	49.000	73	57Gam1And	2.2600	13100.	98	45035	No
56	GOM_NL__2PRFIN20101011_062309_000000382093_00392_45035_7826.N1	11-OCT-2010 06:23:09	Bright	38.000	76	27Gam Cas	2.3000	30000.	76	45035	No
57	GOM_NL__2PRFIN20101011_062543_000000492093_00392_45035_7827.N1	11-OCT-2010 06:25:43	Bright	49.000	160	23Gam Per	2.9300	4700.0	98	45035	No
58	GOM_NL__2PRFIN20101011_065022_000000382093_00392_45035_7828.N1	11-OCT-2010 06:50:22	Bright	38.000	166	17Eps Leo	2.9800	6000.0	76	45035	No
59	GOM_NL__2PRFIN20101011_070035_000000532093_00392_45035_7829.N1	11-OCT-2010 07:00:35	Twilight	52.500	48	30Alp Hya	1.9770	4100.0	105	45035	No
60	GOM_NL__2PRFIN20101011_070849_000000492093_00392_45035_7830.N1	11-OCT-2010 07:08:49	Dark	48.500	132	15Rho Pup	2.8030	6900.0	97	45035	No
61	GOM_NL__2PRFIN20101011_071210_000000432093_00392_45035_7831.N1	11-OCT-2010 07:12:10	Dark	43.000	70	Zet Pup	2.2460	39000.	86	45035	No
62	GOM_NL__2PRFIN20101011_071720_000000442093_00393_45036_7826.N1	11-OCT-2010 07:17:20	Dark	43.500	161	Tau Pup	2.9310	4500.0	87	45036	No
63	GOM_NL__2PRFIN20101011_071843_000000622093_00393_45036_7827.N1	11-OCT-2010 07:18:43	Dark	62.000	2	Alp Car	-0.73600	7000.0	124	45036	No
64	GOM_NL__2PRFIN20101011_072245_000000642093_00393_45036_7828.N1	11-OCT-2010 07:22:45	Dark	63.500	108	Alp Col	2.6520	15200.	127	45036	No
65	GOM_NL__2PRFIN20101011_073049_000000472093_00393_45036_7829.N1	11-OCT-2010 07:30:49	Straylight	46.500	157	The1Eri	2.9060	9300.0	93	45036	No
66	GOM_NL__2PRFIN20101011_075353_000000512093_00393_45036_7830.N1	11-OCT-2010 07:53:53	Bright	50.500	105	6Bet Ari	2.6450	8900.0	101	45036	No
67	GOM_NL__2PRFIN20101011_075523_000000562093_00393_45036_7831.N1	11-OCT-2010 07:55:23	Bright	56.000	50	13Alp Ari	2.0070	4250.0	112	45036	No
68	GOM_NL__2PRFIN20101011_075907_000000492093_00393_45036_7832.N1	11-OCT-2010 07:59:07	Bright	49.000	173	4Bet Tri	3.0040	8900.0	98	45036	No
69	GOM_NL__2PRFIN20101011_080052_000000462093_00393_45036_7833.N1	11-OCT-2010 08:00:52	Bright	45.500	73	57Gam1And	2.2600	13100.	91	45036	No
70	GOM_NL__2PRFIN20101011_080344_000000382093_00393_45036_7834.N1	11-OCT-2010 08:03:44	Bright	37.500	76	27Gam Cas	2.3000	30000.	75	45036	No
71	GOM_NL__2PRFIN20101011_080618_000000492093_00393_45036_7835.N1	11-OCT-2010 08:06:18	Bright	48.500	160	23Gam Per	2.9300	4700.0	97	45036	No
72	GOM_NL__2PRFIN20101011_083058_000000402093_00393_45036_7836.N1	11-OCT-2010 08:30:58	Bright	40.000	166	17Eps Leo	2.9800	6000.0	80	45036	No
73	GOM_NL__2PRFIN20101011_084111_000000582093_00393_45036_7837.N1	11-OCT-2010 08:41:11	Twilight	57.500	48	30Alp Hya	1.9770	4100.0	115	45036	No
74	GOM_NL__2PRFIN20101011_084927_000000552093_00393_45036_7838.N1	11-OCT-2010 08:49:27	Dark	55.000	132	15Rho Pup	2.8030	6900.0	110	45036	No
75	GOM_NL__2PRFIN20101011_085246_000000442093_00393_45036_7839.N1	11-OCT-2010 08:52:46	Dark	43.500	70	Zet Pup	2.2460	39000.	87	45036	No
76	GOM_NL__2PRFIN20101011_085757_000000442093_00394_45037_7837.N1	11-OCT-2010 08:57:57	Dark	43.500	161	Tau Pup	2.9310	4500.0	87	45037	No
77	GOM_NL__2PRFIN20101011_085920_000000622093_00394_45037_7838.N1	11-OCT-2010 08:59:20	Dark	62.000	2	Alp Car	-0.73600	7000.0	124	45037	No
78	GOM_NL__2PRFIN20101011_090322_000000632093_00394_45037_7839.N1	11-OCT-2010 09:03:22	Dark	62.500	108	Alp Col	2.6520	15200.	125	45037	No
79	GOM_NL__2PRFIN20101011_091125_000000452093_00394_45037_7840.N1	11-OCT-2010 09:11:25	Straylight	45.000	157	The1Eri	2.9060	9300.0	90	45037	No
80	GOM_NL__2PRFIN20101011_093428_000000502093_00394_45037_7841.N1	11-OCT-2010 09:34:28	Bright	50.000	105	6Bet Ari	2.6450	8900.0	100	45037	No
81	GOM_NL__2PRFIN20101011_093558_000000552093_00394_45037_7842.N1	11-OCT-2010 09:35:58	Bright	54.500	50	13Alp Ari	2.0070	4250.0	109	45037	No
82	GOM_NL__2PRFIN20101011_093942_000000502093_00394_45037_7843.N1	11-OCT-2010 09:39:42	Bright	49.500	173	4Bet Tri	3.0040	8900.0	99	45037	No
83	GOM_NL__2PRFIN20101011_094127_000000492093_00394_45037_7844.N1	11-OCT-2010 09:41:27	Bright	48.500	73	57Gam1And	2.2600	13100.	97	45037	No
84	GOM_NL__2PRFIN20101011_094420_000000372093_00394_45037_7845.N1	11-OCT-2010 09:44:20	Bright	37.000	76	27Gam Cas	2.3000	30000.	74	45037	No
85	GOM_NL__2PRFIN20101011_094653_000000482093_00394_45037_7846.N1	11-OCT-2010 09:46:53	Bright	48.000	160	23Gam Per	2.9300	4700.0	96	45037	No
86	GOM_NL__2PRFIN20101011_101134_000000402093_00394_45037_7847.N1	11-OCT-2010 10:11:34	Bright	39.500	166	17Eps Leo	2.9800	6000.0	79	45037	No
87	GOM_NL__2PRFIN20101011_102148_000000502093_00394_45037_7848.N1	11-OCT-2010 10:21:48	Twilight	49.500	48	30Alp Hya	1.9770	4100.0	99	45037	No
88	GOM_NL__2PRFIN20101011_103003_000000522093_00394_45037_7849.N1	11-OCT-2010 10:30:03	Dark	51.500	132	15Rho Pup	2.8030	6900.0	103	45037	No
89	GOM_NL__2PRFIN20101011_103323_000000452093_00394_45037_7850.N1	11-OCT-2010 10:33:23	Dark	44.500	70	Zet Pup	2.2460	39000.	89	45037	No
90	GOM_NL__2PRFIN20101011_103834_000000442093_00395_45038_7963.N1	11-OCT-2010 10:38:34	Dark	43.500	161	Tau Pup	2.9310	4500.0	87	45038	No
91	GOM_NL__2PRFIN20101011_103956_000000612093_00395_45038_7964.N1	11-OCT-2010 10:39:56	Dark	60.500	2	Alp Car	-0.73600	7000.0	121	45038	No
92	GOM_NL__2PRFIN20101011_104359_000000622093_00395_45038_7965.N1	11-OCT-2010 10:43:59	Dark	62.000	108	Alp Col	2.6520	15200.	124	45038	No
93	GOM_NL__2PRFIN20101011_105202_000000472093_00395_45038_7966.N1	11-OCT-2010 10:52:02	Straylight	46.500	157	The1Eri	2.9060	9300.0	93	45038	No
94	GOM_NL__2PRFIN20101011_111503_000000512093_00395_45038_7967.N1	11-OCT-2010 11:15:03	Bright	50.500	105	6Bet Ari	2.6450	8900.0	101	45038	No
95	GOM_NL__2PRFIN20101011_111811_000000402093_00395_45038_7968.N1	11-OCT-2010 11:18:11	Bright	40.000	53	43Bet And	2.0480	3300.0	80	45038	No
96	GOM_NL__2PRFIN20101011_112017_000000492093_00395_45038_7969.N1	11-OCT-2010 11:20:17	Bright	49.000	173	4Bet Tri	3.0040	8900.0	98	45038	No
97	GOM_NL__2PRFIN20101011_112202_000000502093_00395_45038_7970.N1	11-OCT-2010 11:22:02	Bright	50.000	73	57Gam1And	2.2600	13100.	100	45038	No
98	GOM_NL__2PRFIN20101011_112455_000000402093_00395_45038_7971.N1	11-OCT-2010 11:24:55	Bright	39.500	76	27Gam Cas	2.3000	30000.	79	45038	No
99	GOM_NL__2PRFIN20101011_112728_000000492093_00395_45038_7972.N1	11-OCT-2010 11:27:28	Bright	49.000	160	23Gam Per	2.9300	4700.0	98	45038	No
100	GOM_NL__2PRFIN20101011_115210_000000412093_00395_45038_7973.N1	11-OCT-2010 11:52:10	Bright	40.500	166	17Eps Leo	2.9800	6000.0	81	45038	No
101	GOM_NL__2PRFIN20101011_120224_000000472093_00395_45038_7974.N1	11-OCT-2010 12:02:24	Twilight	47.000	48	30Alp Hya	1.9770	4100.0	94	45038	No

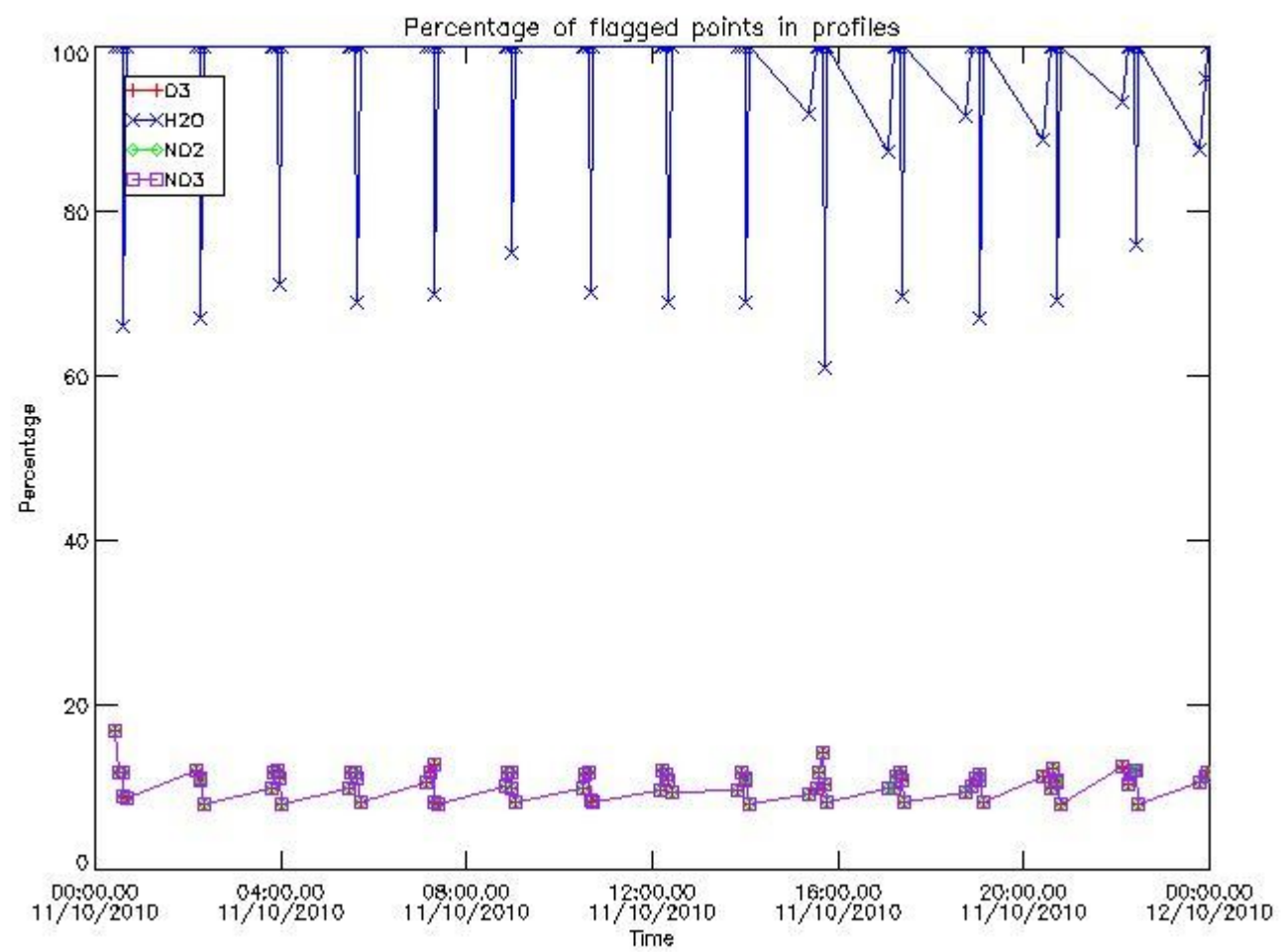
102	GOM_NL__2PRFIN20101011_121040_000000532093_00395_45038_7975.N1	11-OCT-2010 12:10:40	Dark	52.500	132	15Rho Pup	2.8030	6900.0	105	45038	No
103	GOM_NL__2PRFIN20101011_121400_000000432093_00395_45038_7976.N1	11-OCT-2010 12:14:00	Dark	42.500	70	Zet Pup	2.2460	39000.	85	45038	No
104	GOM_NL__2PRFIN20101011_121911_000000442093_00396_45039_7971.N1	11-OCT-2010 12:19:11	Dark	44.000	161	Tau Pup	2.9310	4500.0	88	45039	No
105	GOM_NL__2PRFIN20101011_122033_000000472093_00396_45039_7972.N1	11-OCT-2010 12:20:33	Dark	47.000	2	Alp Car	-0.73600	7000.0	94	45039	No
106	GOM_NL__2PRFIN20101011_122437_000000602093_00396_45039_7973.N1	11-OCT-2010 12:24:37	Dark	60.000	108	Alp Col	2.6520	15200.	120	45039	No
107	GOM_NL__2PRFIN20101011_123238_000000462093_00396_45039_7974.N1	11-OCT-2010 12:32:38	Straylight	45.500	157	The1Eri	2.9060	9300.0	91	45039	No
108	GOM_NL__2PRFIN20101011_125538_000000512093_00396_45039_7975.N1	11-OCT-2010 12:55:38	Bright	50.500	105	6Bet Ari	2.6450	8900.0	101	45039	No
109	GOM_NL__2PRFIN20101011_125847_000000432093_00396_45039_7976.N1	11-OCT-2010 12:58:47	Bright	42.500	53	43Bet And	2.0480	3300.0	85	45039	No
110	GOM_NL__2PRFIN20101011_130052_000000502093_00396_45039_7977.N1	11-OCT-2010 13:00:52	Bright	49.500	173	4Bet Tri	3.0040	8900.0	99	45039	No
111	GOM_NL__2PRFIN20101011_130237_000000492093_00396_45039_7978.N1	11-OCT-2010 13:02:37	Bright	49.000	73	57Gam1And	2.2600	13100.	98	45039	No
112	GOM_NL__2PRFIN20101011_130531_000000382093_00396_45039_7979.N1	11-OCT-2010 13:05:31	Bright	38.000	76	27Gam Cas	2.3000	30000.	76	45039	No
113	GOM_NL__2PRFIN20101011_130803_000000502093_00396_45039_7980.N1	11-OCT-2010 13:08:03	Bright	49.500	160	23Gam Per	2.9300	4700.0	99	45039	No
114	GOM_NL__2PRFIN20101011_133246_000000582093_00396_45039_7981.N1	11-OCT-2010 13:32:46	Bright	58.000	166	17Eps Leo	2.9800	6000.0	116	45039	No
115	GOM_NL__2PRFIN20101011_134300_000000482093_00396_45039_7982.N1	11-OCT-2010 13:43:00	Twilight	47.500	48	30Alp Hya	1.9770	4100.0	95	45039	No
116	GOM_NL__2PRFIN20101011_135117_000000542093_00396_45039_7983.N1	11-OCT-2010 13:51:17	Dark	53.500	132	15Rho Pup	2.8030	6900.0	107	45039	No
117	GOM_NL__2PRFIN20101011_135437_000000442093_00396_45039_7984.N1	11-OCT-2010 13:54:37	Dark	43.500	70	Zet Pup	2.2460	39000.	87	45039	No
118	GOM_NL__2PRFIN20101011_135947_000000472093_00397_45040_7998.N1	11-OCT-2010 13:59:47	Dark	46.500	161	Tau Pup	2.9310	4500.0	93	45040	No
119	GOM_NL__2PRFIN20101011_140110_000000462093_00397_45040_7999.N1	11-OCT-2010 14:01:10	Dark	45.500	2	Alp Car	-0.73600	7000.0	91	45040	No
120	GOM_NL__2PRFIN20101011_140514_000000642093_00397_45040_8000.N1	11-OCT-2010 14:05:14	Dark	63.500	108	Alp Col	2.6520	15200.	127	45040	No
121	GOM_NL__2PRFIN20101011_141314_000000442093_00397_45040_8001.N1	11-OCT-2010 14:13:14	Straylight	44.000	157	The1Eri	2.9060	9300.0	88	45040	No
122	GOM_NL__2PRFIN20101011_143613_000000512093_00397_45040_8002.N1	11-OCT-2010 14:36:13	Bright	50.500	105	6Bet Ari	2.6450	8900.0	101	45040	No
123	GOM_NL__2PRFIN20101011_143922_000000422093_00397_45040_8003.N1	11-OCT-2010 14:39:22	Bright	41.500	53	43Bet And	2.0480	3300.0	83	45040	No
124	GOM_NL__2PRFIN20101011_144127_000000512093_00397_45040_8004.N1	11-OCT-2010 14:41:27	Bright	50.500	173	4Bet Tri	3.0040	8900.0	101	45040	No
125	GOM_NL__2PRFIN20101011_144312_000000522093_00397_45040_8005.N1	11-OCT-2010 14:43:12	Bright	51.500	73	57Gam1And	2.2600	13100.	103	45040	No
126	GOM_NL__2PRFIN20101011_144607_000000392093_00397_45040_8006.N1	11-OCT-2010 14:46:07	Bright	39.000	76	27Gam Cas	2.3000	30000.	78	45040	No
127	GOM_NL__2PRFIN20101011_144838_000000492093_00397_45040_8007.N1	11-OCT-2010 14:48:38	Bright	48.500	160	23Gam Per	2.9300	4700.0	97	45040	No
128	GOM_NL__2PRFIN20101011_151323_000000412093_00397_45040_8008.N1	11-OCT-2010 15:13:23	Bright	41.000	166	17Eps Leo	2.9800	6000.0	82	45040	No
129	GOM_NL__2PRFIN20101011_152337_000000562093_00397_45040_8009.N1	11-OCT-2010 15:23:37	Dark	55.500	48	30Alp Hya	1.9770	4100.0	111	45040	No
130	GOM_NL__2PRFIN20101011_153155_000000522093_00397_45040_8010.N1	11-OCT-2010 15:31:55	Dark	51.500	132	15Rho Pup	2.8030	6900.0	103	45040	No
131	GOM_NL__2PRFIN20101011_153513_000000432093_00397_45040_8011.N1	11-OCT-2010 15:35:13	Dark	43.000	70	Zet Pup	2.2460	39000.	86	45040	No
132	GOM_NL__2PRFIN20101011_154024_000000432093_00398_45041_8025.N1	11-OCT-2010 15:40:24	Dark	43.000	161	Tau Pup	2.9310	4500.0	86	45041	No
133	GOM_NL__2PRFIN20101011_154147_000000492093_00398_45041_8026.N1	11-OCT-2010 15:41:47	Dark	49.000	2	Alp Car	-0.73600	7000.0	98	45041	No
134	GOM_NL__2PRFIN20101011_154551_000000622093_00398_45041_8027.N1	11-OCT-2010 15:45:51	Dark	61.500	108	Alp Col	2.6520	15200.	123	45041	No
135	GOM_NL__2PRFIN20101011_155351_000000472093_00398_45041_8028.N1	11-OCT-2010 15:53:51	Straylight	47.000	157	The1Eri	2.9060	9300.0	94	45041	No
136	GOM_NL__2PRFIN20101011_161648_000000512093_00398_45041_8029.N1	11-OCT-2010 16:16:48	Bright	51.000	105	6Bet Ari	2.6450	8900.0	102	45041	No
137	GOM_NL__2PRFIN20101011_161958_000000422093_00398_45041_8030.N1	11-OCT-2010 16:19:58	Bright	42.000	53	43Bet And	2.0480	3300.0	84	45041	No
138	GOM_NL__2PRFIN20101011_162202_000000512093_00398_45041_8031.N1	11-OCT-2010 16:22:02	Bright	51.000	173	4Bet Tri	3.0040	8900.0	102	45041	No
139	GOM_NL__2PRFIN20101011_162347_000000512093_00398_45041_8032.N1	11-OCT-2010 16:23:47	Bright	51.000	73	57Gam1And	2.2600	13100.	102	45041	No
140	GOM_NL__2PRFIN20101011_162642_000000382093_00398_45041_8033.N1	11-OCT-2010 16:26:42	Bright	38.000	76	27Gam Cas	2.3000	30000.	76	45041	No
141	GOM_NL__2PRFIN20101011_162913_000000492093_00398_45041_8034.N1	11-OCT-2010 16:29:13	Bright	48.500	160	23Gam Per	2.9300	4700.0	97	45041	No
142	GOM_NL__2PRFIN20101011_165359_000000392093_00398_45041_8035.N1	11-OCT-2010 16:53:59	Bright	38.500	166	17Eps Leo	2.9800	6000.0	77	45041	No
143	GOM_NL__2PRFIN20101011_170413_000000522093_00398_45041_8036.N1	11-OCT-2010 17:04:13	Dark	51.500	48	30Alp Hya	1.9770	4100.0	103	45041	No
144	GOM_NL__2PRFIN20101011_171232_000000522093_00398_45041_8037.N1	11-OCT-2010 17:12:32	Dark	51.500	132	15Rho Pup	2.8030	6900.0	103	45041	No
145	GOM_NL__2PRFIN20101011_171550_000000452093_00398_45041_8038.N1	11-OCT-2010 17:15:50	Dark	45.000	70	Zet Pup	2.2460	39000.	90	45041	No
146	GOM_NL__2PRFIN20101011_172101_000000432093_00399_45042_8049.N1	11-OCT-2010 17:21:01	Dark	43.000	161	Tau Pup	2.9310	4500.0	86	45042	No
147	GOM_NL__2PRFIN20101011_172223_000000472093_00399_45042_8050.N1	11-OCT-2010 17:22:23	Dark	46.500	2	Alp Car	-0.73600	7000.0	93	45042	No
148	GOM_NL__2PRFIN20101011_172629_000000632093_00399_45042_8051.N1	11-OCT-2010 17:26:29	Dark	62.500	108	Alp Col	2.6520	15200.	125	45042	No
149	GOM_NL__2PRFIN20101011_173427_000000472093_00399_45042_8052.N1	11-OCT-2010 17:34:27	Straylight	47.000	157	The1Eri	2.9060	9300.0	94	45042	No
150	GOM_NL__2PRFIN20101011_175724_000000502093_00399_45042_8053.N1	11-OCT-2010 17:57:24	Bright	49.500	105	6Bet Ari	2.6450	8900.0	99	45042	No
151	GOM_NL__2PRFIN20101011_175853_000000542093_00399_45042_8054.N1	11-OCT-2010 17:58:53	Bright	54.000	50	13Alp Ari	2.0070	4250.0	108	45042	No
152	GOM_NL__2PRFIN20101011_180237_000000502093_00399_45042_8055.N1	11-OCT-2010 18:02:37	Bright	50.000	173	4Bet Tri	3.0040	8900.0	100	45042	No
153	GOM_NL__2PRFIN20101011_180423_000000492093_00399_45042_8056.N1	11-OCT-2010 18:04:23	Bright	48.500	73	57Gam1And	2.2600	13100.	97	45042	No
154	GOM_NL__2PRFIN20101011_180718_000000392093_00399_45042_8057.N1	11-OCT-2010 18:07:18	Bright	39.000	76	27Gam Cas	2.3000	30000.	78	45042	No
155	GOM_NL__2PRFIN20101011_180948_000000482093_00399_45042_8058.N1	11-OCT-2010 18:09:48	Bright	48.000	160	23Gam Per	2.9300	4700.0	96	45042	No
156	GOM_NL__2PRFIN20101011_183435_000000392093_00399_45042_8059.N1	11-OCT-2010 18:34:35	Bright	39.000	166	17Eps Leo	2.9800	6000.0	78	45042	No
157	GOM_NL__2PRFIN20101011_184450_000000552093_00399_45042_8060.N1	11-OCT-2010 18:44:50	Dark	54.500	48	30Alp Hya	1.9770	4100.0	109	45042	No
158	GOM_NL__2PRFIN20101011_185309_000000502093_00399_45042_8061.N1	11-OCT-2010 18:53:09	Dark	50.000	132	15Rho Pup	2.8030	6900.0	100	45042	No
159	GOM_NL__2PRFIN20101011_185627_000000462093_00399_45042_8062.N1	11-OCT-2010 18:56:27	Dark	45.500	70	Zet Pup	2.2460	39000.	91	45042	No
160	GOM_NL__2PRFIN20101011_190137_000000452093_00400_45043_8114.N1	11-OCT-2010 19:01:37	Dark	44.500	161	Tau Pup	2.9310	4500.0	89	45043	No

161	GOM_NL__2PRFIN20101011_190300_000000482093_00400_45043_8115.N1	11-OCT-2010 19:03:00	Dark	47.500	2	Alp Car	-0.73600	7000.0	95	45043	No
162	GOM_NL__2PRFIN20101011_190706_000000622093_00400_45043_8116.N1	11-OCT-2010 19:07:06	Dark	61.500	108	Alp Col	2.6520	15200.	123	45043	No
163	GOM_NL__2PRFIN20101011_191504_000000462093_00400_45043_8117.N1	11-OCT-2010 19:15:04	Straylight	46.000	157	The1Eri	2.9060	9300.0	92	45043	No
164	GOM_NL__2PRFIN20101011_193759_000000512093_00400_45043_8118.N1	11-OCT-2010 19:37:59	Bright	51.000	105	6Bet Ari	2.6450	8900.0	102	45043	No
165	GOM_NL__2PRFIN20101011_193928_000000552093_00400_45043_8119.N1	11-OCT-2010 19:39:28	Bright	55.000	50	13Alp Ari	2.0070	4250.0	110	45043	No
166	GOM_NL__2PRFIN20101011_194312_000000492093_00400_45043_8120.N1	11-OCT-2010 19:43:12	Bright	49.000	173	4Bet Tri	3.0040	8900.0	98	45043	No
167	GOM_NL__2PRFIN20101011_194458_000000502093_00400_45043_8121.N1	11-OCT-2010 19:44:58	Bright	49.500	73	57Gam1And	2.2600	13100.	99	45043	No
168	GOM_NL__2PRFIN20101011_194754_000000402093_00400_45043_8122.N1	11-OCT-2010 19:47:54	Bright	39.500	76	27Gam Cas	2.3000	30000.	79	45043	No
169	GOM_NL__2PRFIN20101011_195024_000000472093_00400_45043_8123.N1	11-OCT-2010 19:50:24	Bright	46.500	160	23Gam Per	2.9300	4700.0	93	45043	No
170	GOM_NL__2PRFIN20101011_201511_000000392093_00400_45043_8124.N1	11-OCT-2010 20:15:11	Bright	39.000	166	17Eps Leo	2.9800	6000.0	78	45043	No
171	GOM_NL__2PRFIN20101011_202526_000000502093_00400_45043_8125.N1	11-OCT-2010 20:25:26	Dark	49.500	48	30Alp Hya	1.9770	4100.0	99	45043	No
172	GOM_NL__2PRFIN20101011_203346_000000522093_00400_45043_8126.N1	11-OCT-2010 20:33:46	Dark	51.500	132	15Rho Pup	2.8030	6900.0	103	45043	No
173	GOM_NL__2PRFIN20101011_203704_000000462093_00400_45043_8127.N1	11-OCT-2010 20:37:04	Dark	45.500	70	Zet Pup	2.2460	39000.	91	45043	No
174	GOM_NL__2PRFIN20101011_204214_000000482093_00401_45044_8144.N1	11-OCT-2010 20:42:14	Dark	48.000	161	Tau Pup	2.9310	4500.0	96	45044	No
175	GOM_NL__2PRFIN20101011_204337_000000482093_00401_45044_8145.N1	11-OCT-2010 20:43:37	Dark	47.500	2	Alp Car	-0.73600	7000.0	95	45044	No
176	GOM_NL__2PRFIN20101011_204744_000000632093_00401_45044_8146.N1	11-OCT-2010 20:47:44	Dark	63.000	108	Alp Col	2.6520	15200.	126	45044	No
177	GOM_NL__2PRFIN20101011_205540_000000472093_00401_45044_8147.N1	11-OCT-2010 20:55:40	Straylight	47.000	157	The1Eri	2.9060	9300.0	94	45044	No
178	GOM_NL__2PRFIN20101011_211834_000000512093_00401_45044_8148.N1	11-OCT-2010 21:18:34	Bright	51.000	105	6Bet Ari	2.6450	8900.0	102	45044	No
179	GOM_NL__2PRFIN20101011_212144_000000452093_00401_45044_8149.N1	11-OCT-2010 21:21:44	Bright	45.000	53	43Bet And	2.0480	3300.0	90	45044	No
180	GOM_NL__2PRFIN20101011_212347_000000512093_00401_45044_8150.N1	11-OCT-2010 21:23:47	Bright	50.500	173	4Bet Tri	3.0040	8900.0	101	45044	No
181	GOM_NL__2PRFIN20101011_212533_000000492093_00401_45044_8151.N1	11-OCT-2010 21:25:33	Bright	49.000	73	57Gam1And	2.2600	13100.	98	45044	No
182	GOM_NL__2PRFIN20101011_212830_000000402093_00401_45044_8152.N1	11-OCT-2010 21:28:30	Bright	39.500	76	27Gam Cas	2.3000	30000.	79	45044	No
183	GOM_NL__2PRFIN20101011_213059_000000502093_00401_45044_8153.N1	11-OCT-2010 21:30:59	Bright	50.000	160	23Gam Per	2.9300	4700.0	100	45044	No
184	GOM_NL__2PRFIN20101011_215547_000000582093_00401_45044_8154.N1	11-OCT-2010 21:55:47	Bright	58.000	166	17Eps Leo	2.9800	6000.0	116	45044	No
185	GOM_NL__2PRFIN20101011_220603_000000532093_00401_45044_8155.N1	11-OCT-2010 22:06:03	Dark	52.500	48	30Alp Hya	1.9770	4100.0	105	45044	No
186	GOM_NL__2PRFIN20101011_221423_000000492093_00401_45044_8156.N1	11-OCT-2010 22:14:23	Dark	49.000	132	15Rho Pup	2.8030	6900.0	98	45044	No
187	GOM_NL__2PRFIN20101011_221740_000000452093_00401_45044_8157.N1	11-OCT-2010 22:17:40	Dark	44.500	70	Zet Pup	2.2460	39000.	89	45044	No
188	GOM_NL__2PRFIN20101011_222251_000000432093_00402_45045_8166.N1	11-OCT-2010 22:22:51	Dark	42.500	161	Tau Pup	2.9310	4500.0	85	45045	No
189	GOM_NL__2PRFIN20101011_222413_000000422093_00402_45045_8167.N1	11-OCT-2010 22:24:13	Dark	42.000	2	Alp Car	-0.73600	7000.0	84	45045	No
190	GOM_NL__2PRFIN20101011_222821_000000652093_00402_45045_8168.N1	11-OCT-2010 22:28:21	Dark	64.500	108	Alp Col	2.6520	15200.	129	45045	No
191	GOM_NL__2PRFIN20101011_223617_000000492093_00402_45045_8169.N1	11-OCT-2010 22:36:17	Straylight	48.500	157	The1Eri	2.9060	9300.0	97	45045	No
192	GOM_NL__2PRFIN20101011_225910_000000502093_00402_45045_8170.N1	11-OCT-2010 22:59:10	Bright	49.500	105	6Bet Ari	2.6450	8900.0	99	45045	No
193	GOM_NL__2PRFIN20101011_230220_000000412093_00402_45045_8171.N1	11-OCT-2010 23:02:20	Bright	41.000	53	43Bet And	2.0480	3300.0	82	45045	No
194	GOM_NL__2PRFIN20101011_230422_000000502093_00402_45045_8172.N1	11-OCT-2010 23:04:22	Bright	50.000	173	4Bet Tri	3.0040	8900.0	100	45045	No
195	GOM_NL__2PRFIN20101011_230608_000000482093_00402_45045_8173.N1	11-OCT-2010 23:06:08	Bright	48.000	73	57Gam1And	2.2600	13100.	96	45045	No
196	GOM_NL__2PRFIN20101011_230905_000000412093_00402_45045_8174.N1	11-OCT-2010 23:09:05	Bright	40.500	76	27Gam Cas	2.3000	30000.	81	45045	No
197	GOM_NL__2PRFIN20101011_231134_000000492093_00402_45045_8175.N1	11-OCT-2010 23:11:34	Bright	48.500	160	23Gam Per	2.9300	4700.0	97	45045	No
198	GOM_NL__2PRFIN20101011_233623_000000582093_00402_45045_8176.N1	11-OCT-2010 23:36:23	Bright	58.000	166	17Eps Leo	2.9800	6000.0	116	45045	No
199	GOM_NL__2PRFIN20101011_234639_000000482093_00402_45045_8177.N1	11-OCT-2010 23:46:39	Dark	48.000	48	30Alp Hya	1.9770	4100.0	96	45045	No
200	GOM_NL__2PRFIN20101011_235500_000000542093_00402_45045_8178.N1	11-OCT-2010 23:55:00	Dark	53.500	132	15Rho Pup	2.8030	6900.0	107	45045	No
201	GOM_NL__2PRFIN20101011_235817_000000442093_00402_45045_8179.N1	11-OCT-2010 23:58:17	Dark	43.500	70	Zet Pup	2.2460	39000.	87	45045	No

3. Quality information per product

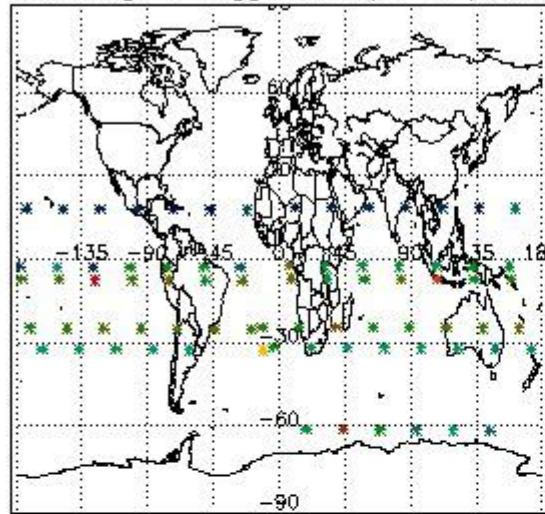
In this section it is plotted some information contained in the Quality Summary data set of the level 2 products. Only products in dark limb conditions and without errors (error flag in the MPH set to "0") are used.

3.1 Plot quality information per product (time dependant)

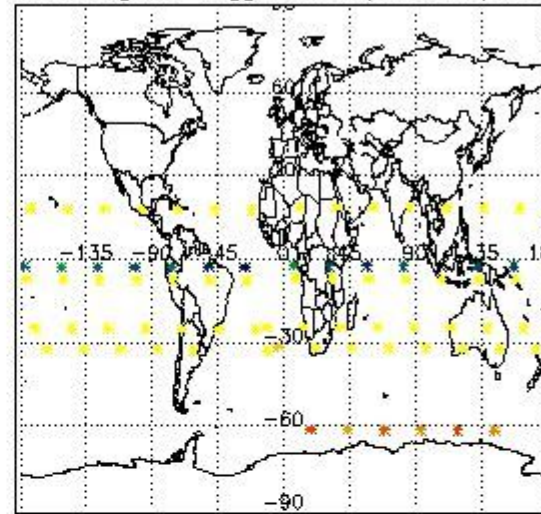


3.2 Plot quality information per product (world map)


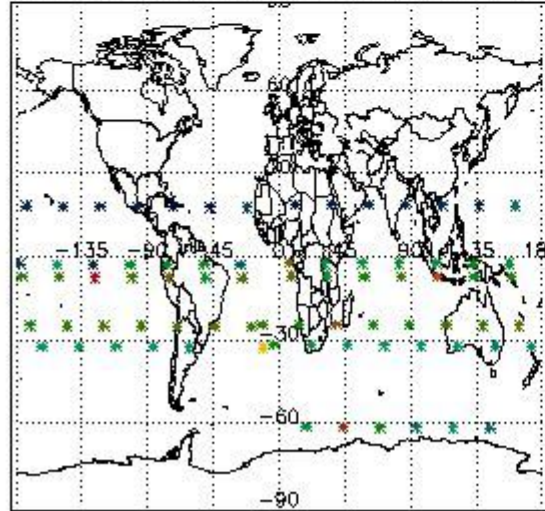
Percentage of flagged data per O3 profile



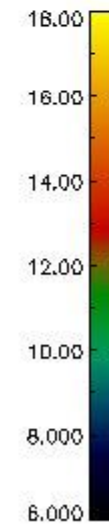
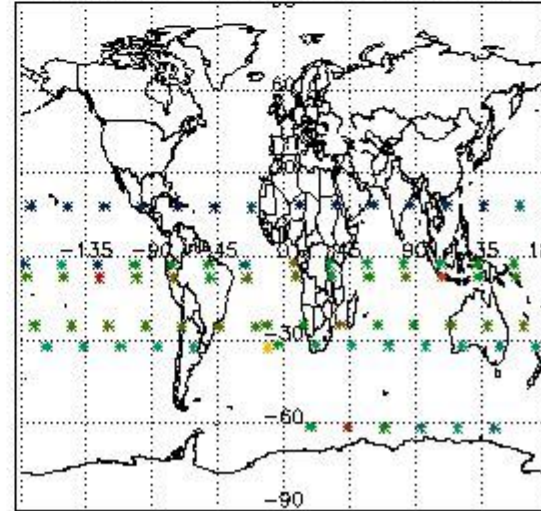
Percentage of flagged data per H2O profile



Percentage of flagged data per NO2 profile



Percentage of flagged data per NO3 profile

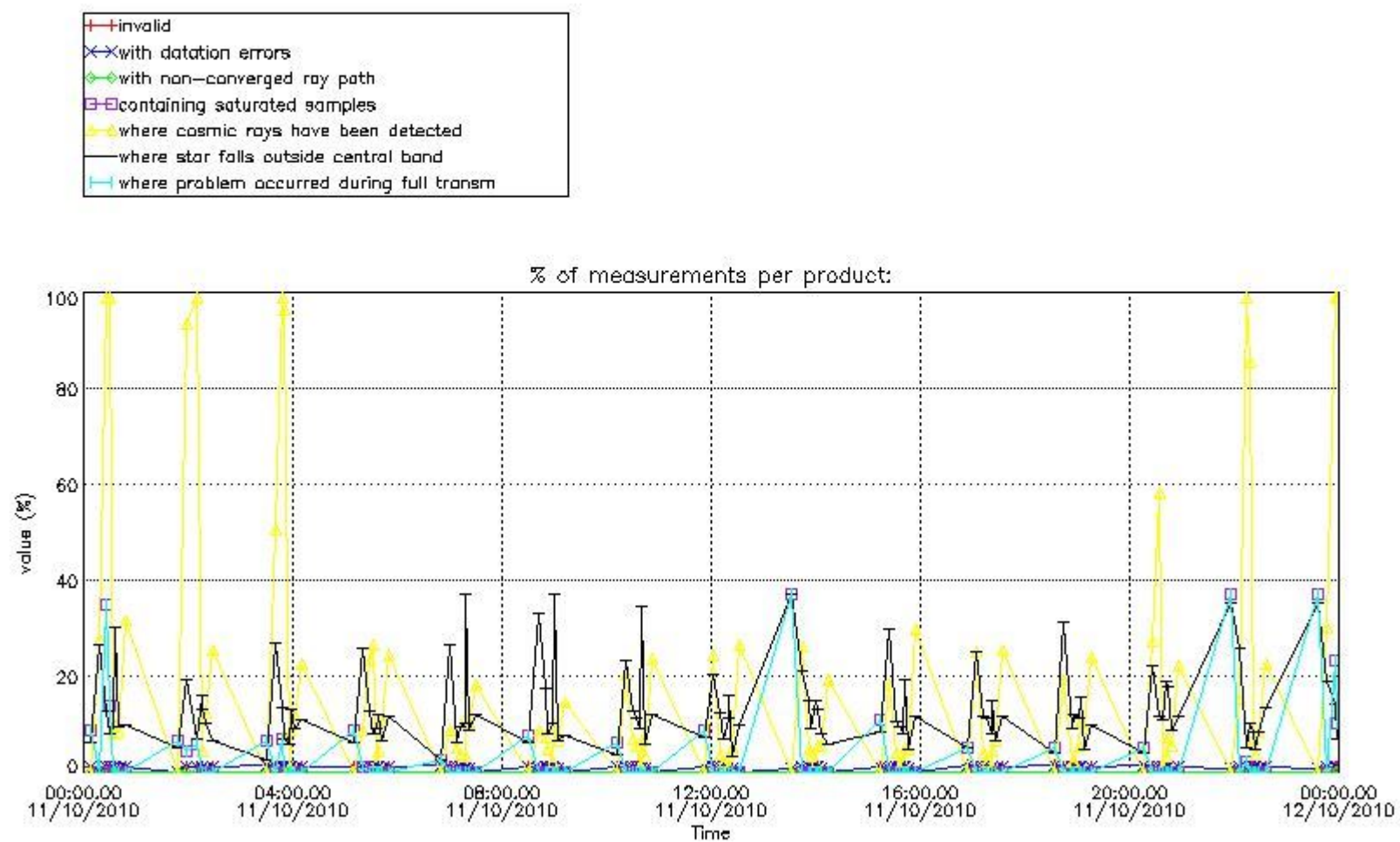


4. Level 1 quality information per product

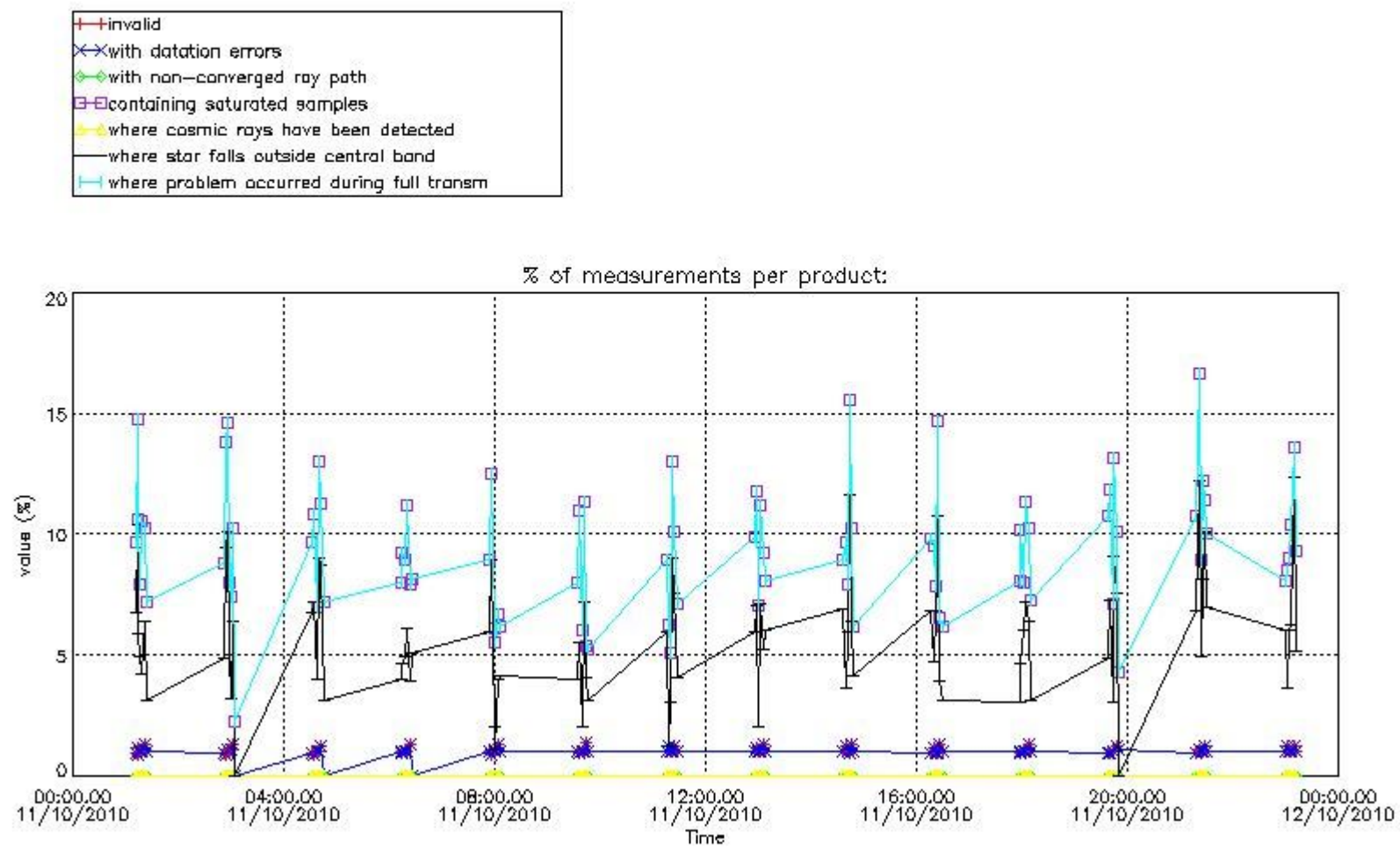
In this section it is plotted some information contained in the Quality Summary data set of the level 2 products that comes from the level 1b processing. Products without errors (error flag in the MPH set to "0") are used.

4.1 Plot quality information per product (time dependant) coming from level 1b processing

4.1.1 Plot level 1 quality information per product (time dependant): ENVISAT ASCENDING passes

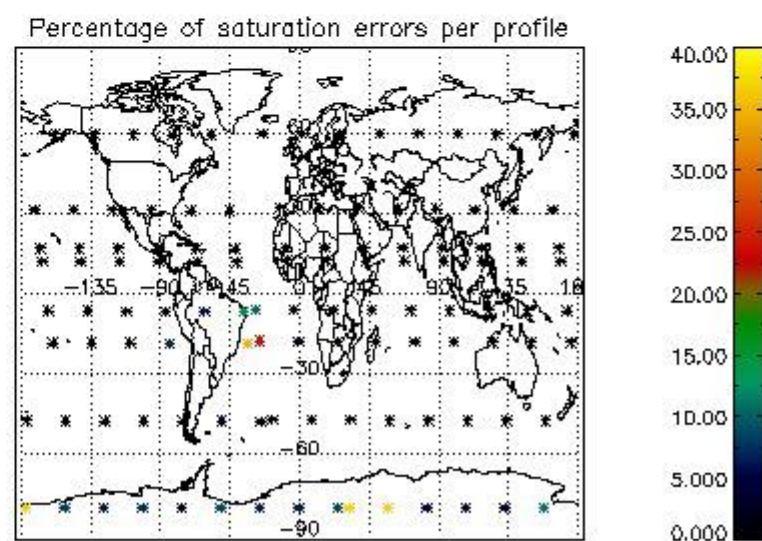
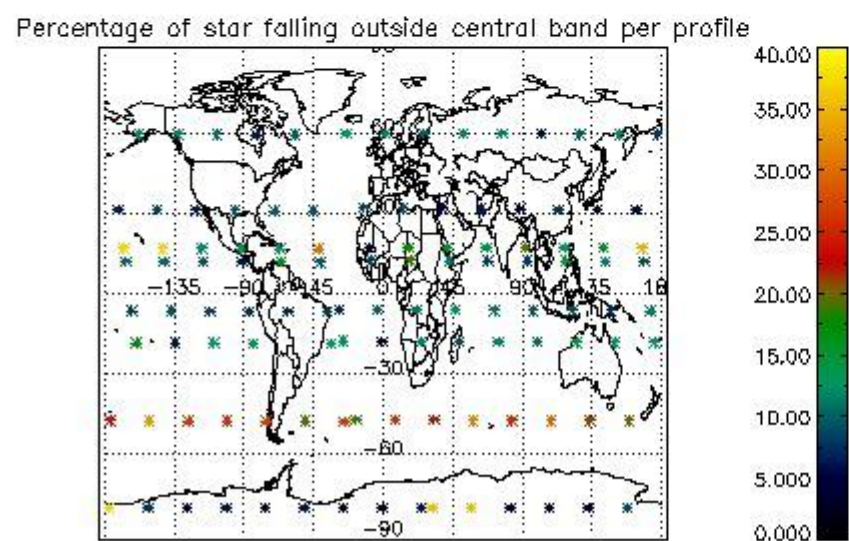
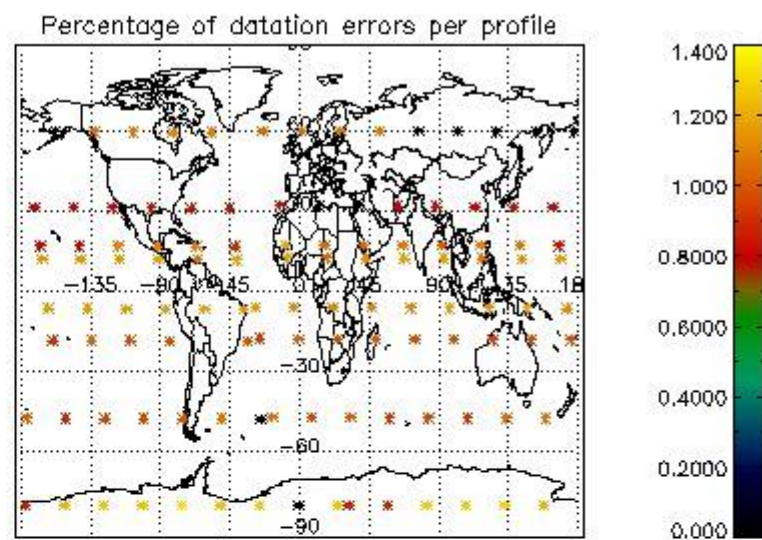
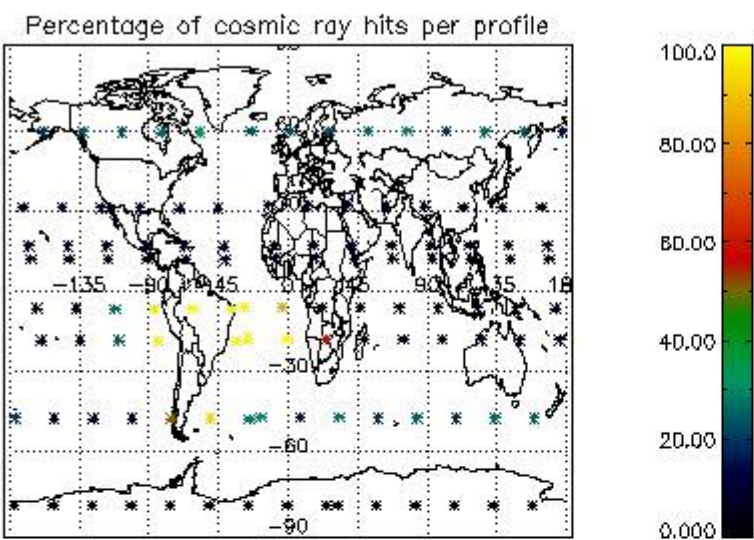


4.1.2 Plot level 1 quality information per product (time dependant): ENVI SAT DESCENDING passes

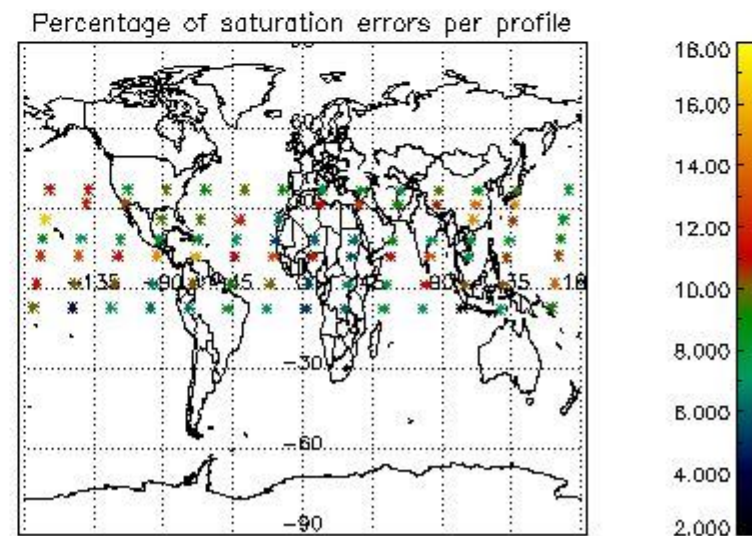
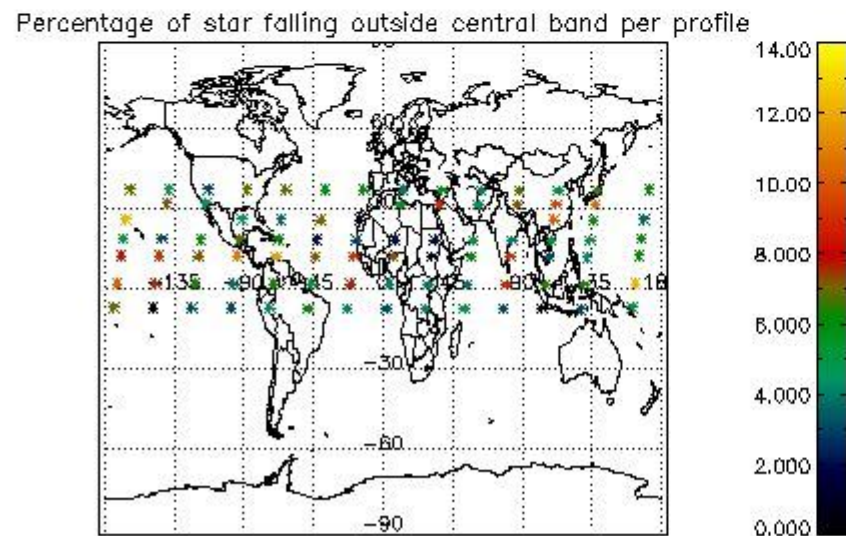
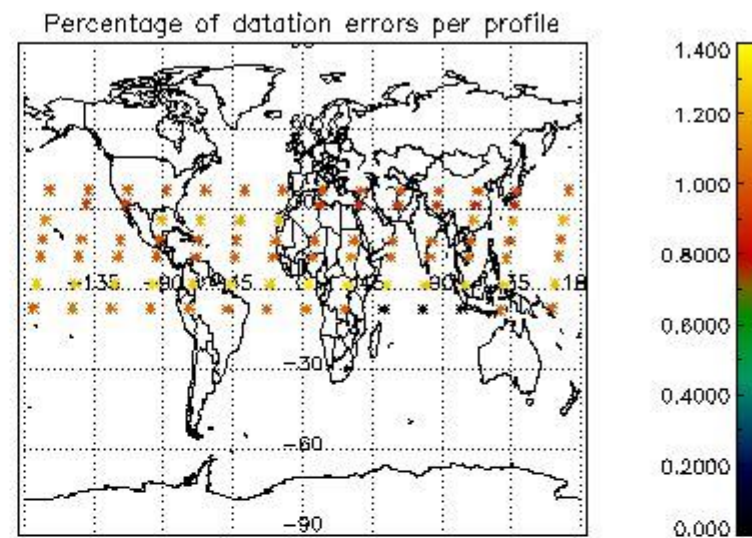
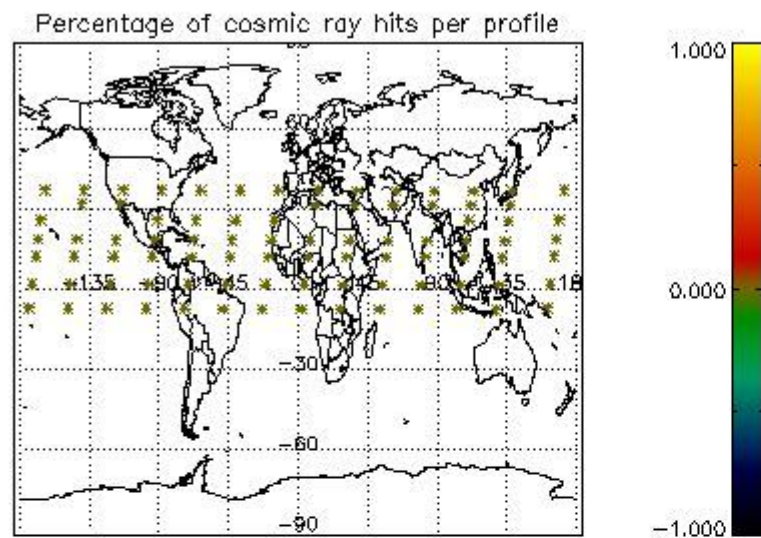


4.2 Plot quality information per product coming from level 1b processing (world map)

4.2.1 Plot level 1 quality information per product (world map): ENVISAT ASCENDING passes



4.2.2 Plot level 1 quality information per product (world map): ENVISAT DESCENDING passes



5. Trace gas profiles

5.1 Ozone statistics based on quality of products

The final quality of the products can be "measured" using the STD (Standard Deviation) attached to every point profile. This information is written to the parameter GOM_NL__2P/NL_LOCAL_SPECIES_DENSITY/o3_std of the level 2 products. The table below shows the statistics for given STD ranges.

The statistics are given with respect to the overall valid production:

- Products without fatal errors: GOM_NL__2P/MPH/PRODUCT_ERR=0
- Valid point profile: GOM_NL__2P/NL_LOCAL_SPECIES_DENSITY/pcd(0)=0

The 'Criteria' is applied to valid points of dark limb products:

- Products in dark limb illumination condition: GOM_NL__2P/NL_SUMMARY_QUALITY/obs_ill_cond=0
- Products without fatal errors: GOM_NL__2P/MPH/PRODUCT_ERR=0
- Valid point profile: GOM_NL__2P/NL_LOCAL_SPECIES_DENSITY/pcd(0)=0

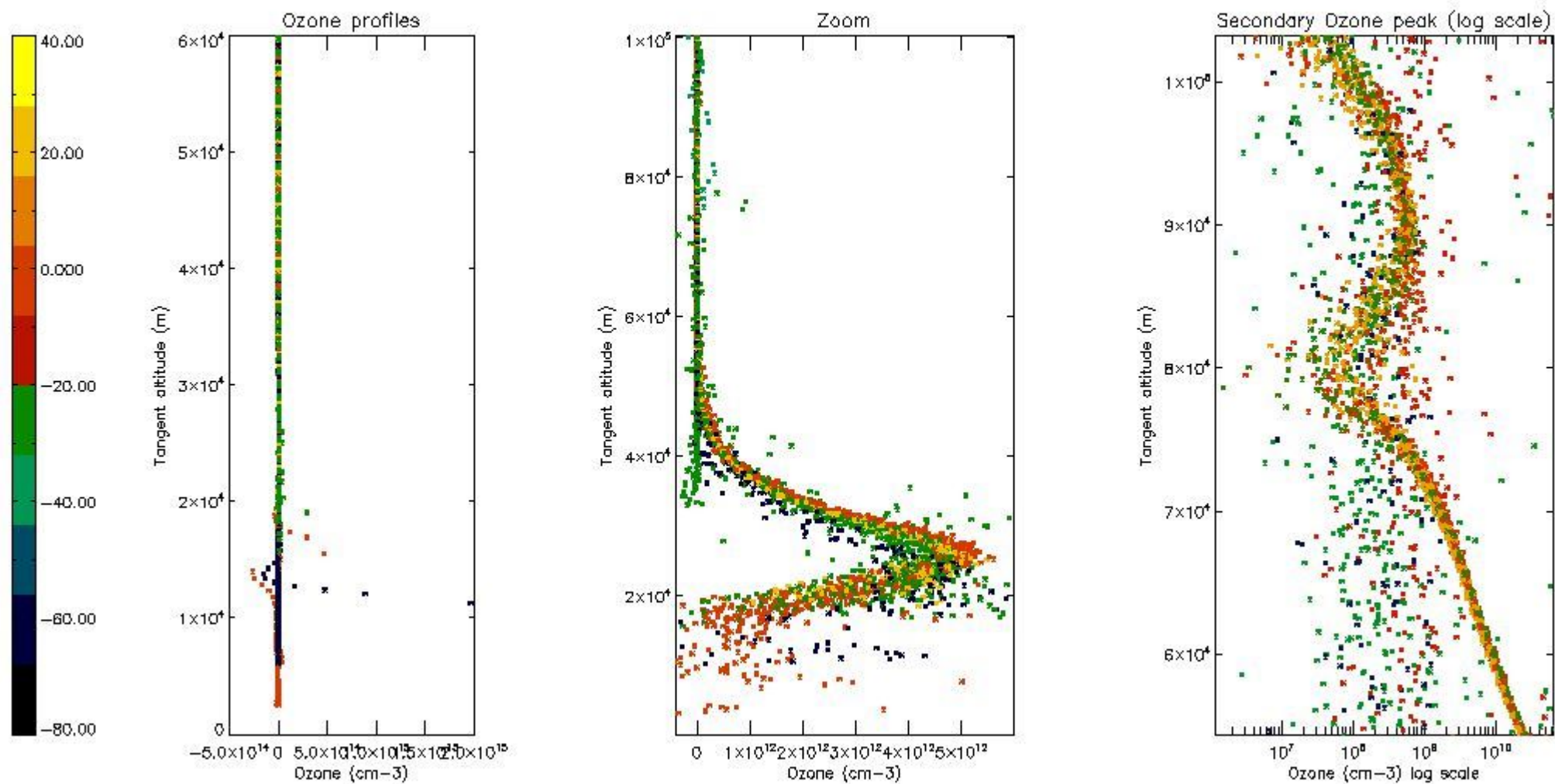
So, the table below shows the percentage of dark limb and valid observations for each criteria with respect to the overall valid daily observations.

Criteria	% of total production
All STD	41
STD < 20	20

STD < 10	15
STD < 5	11

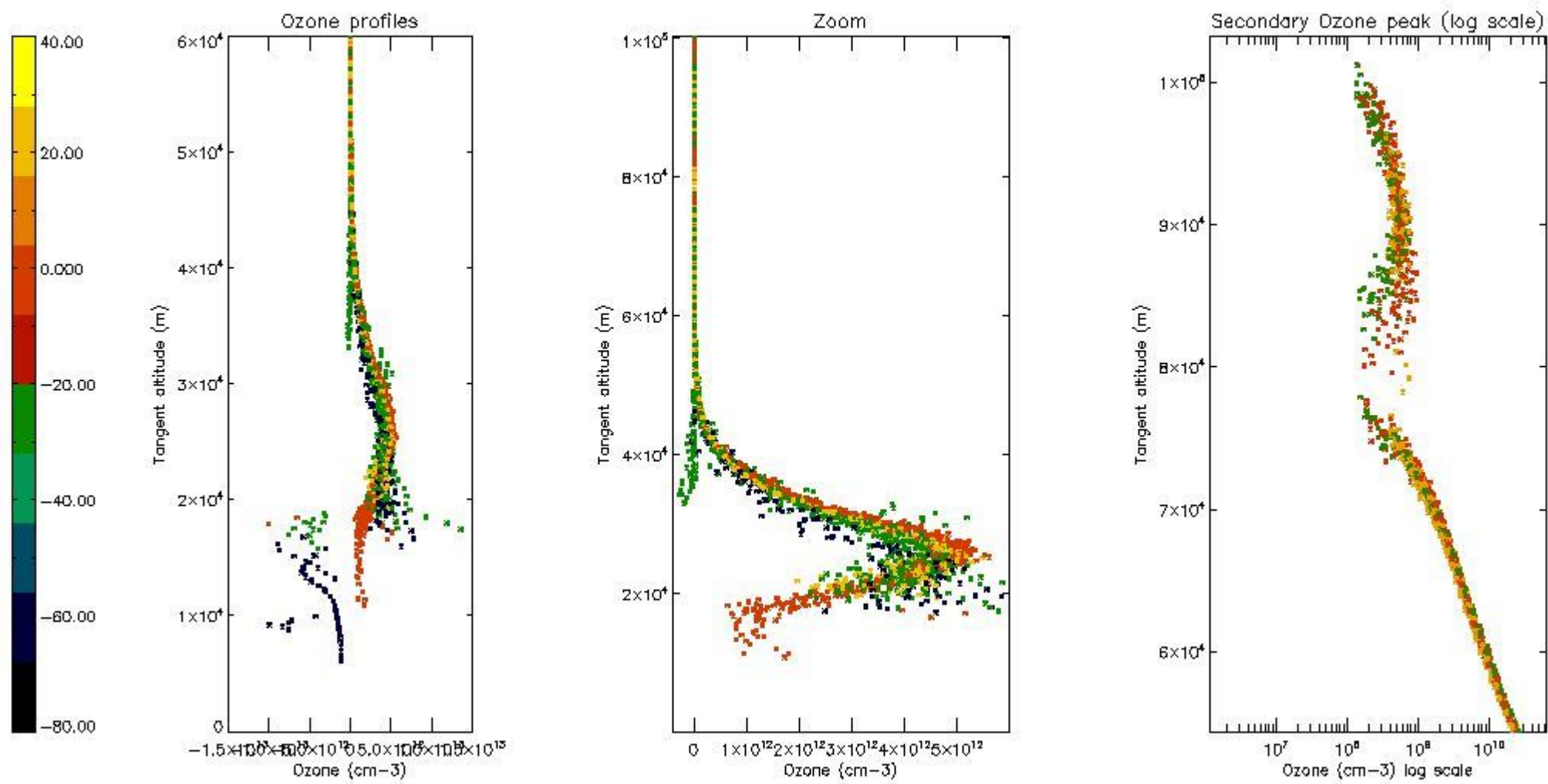
5.2 Plot ozone profiles for all STD (dark without errors)

The colorbar represents the latitude.



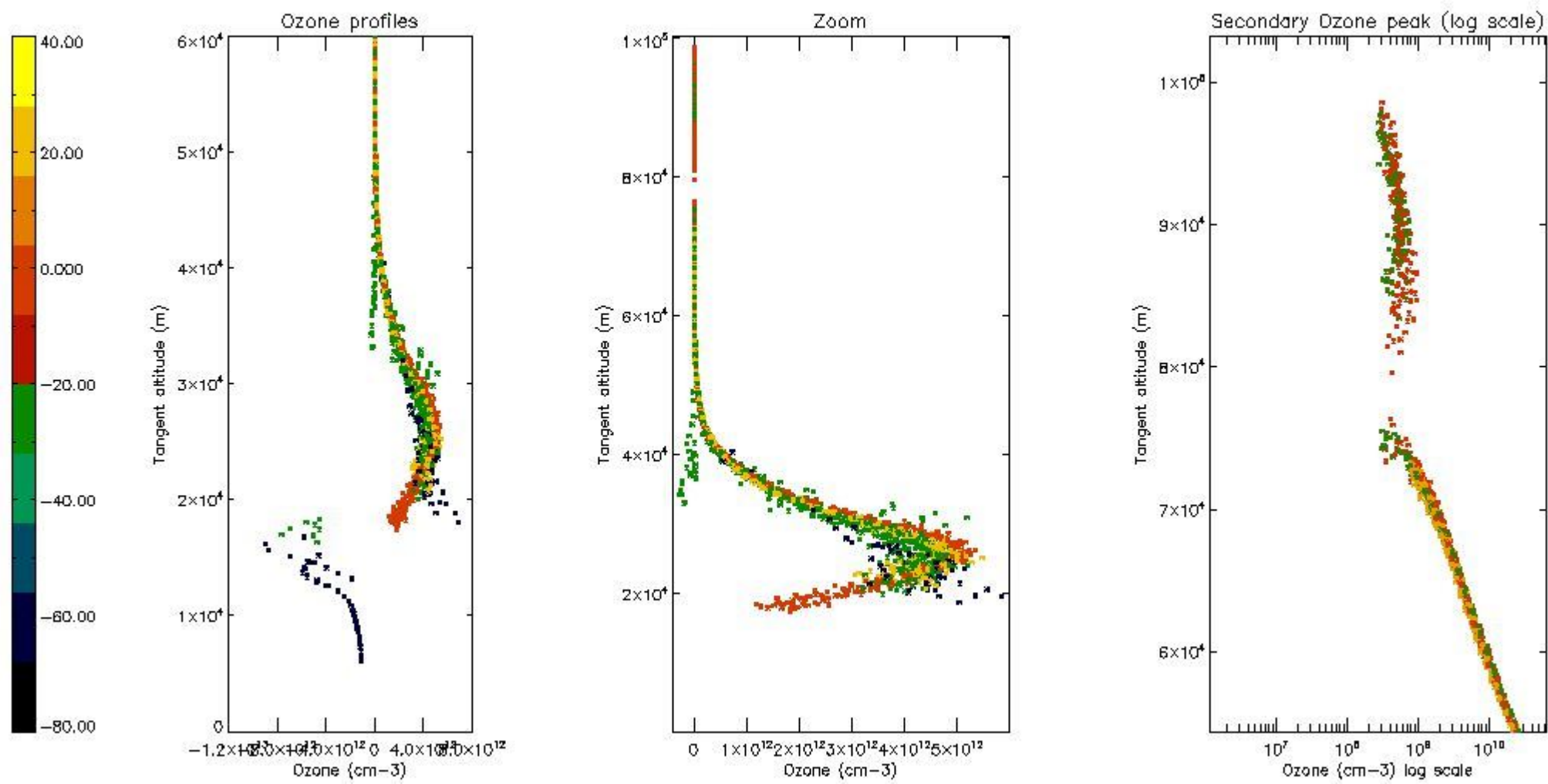
5.3 Plot ozone profiles where STD < 20% (dark without errors)

The colorbar represents the latitude.



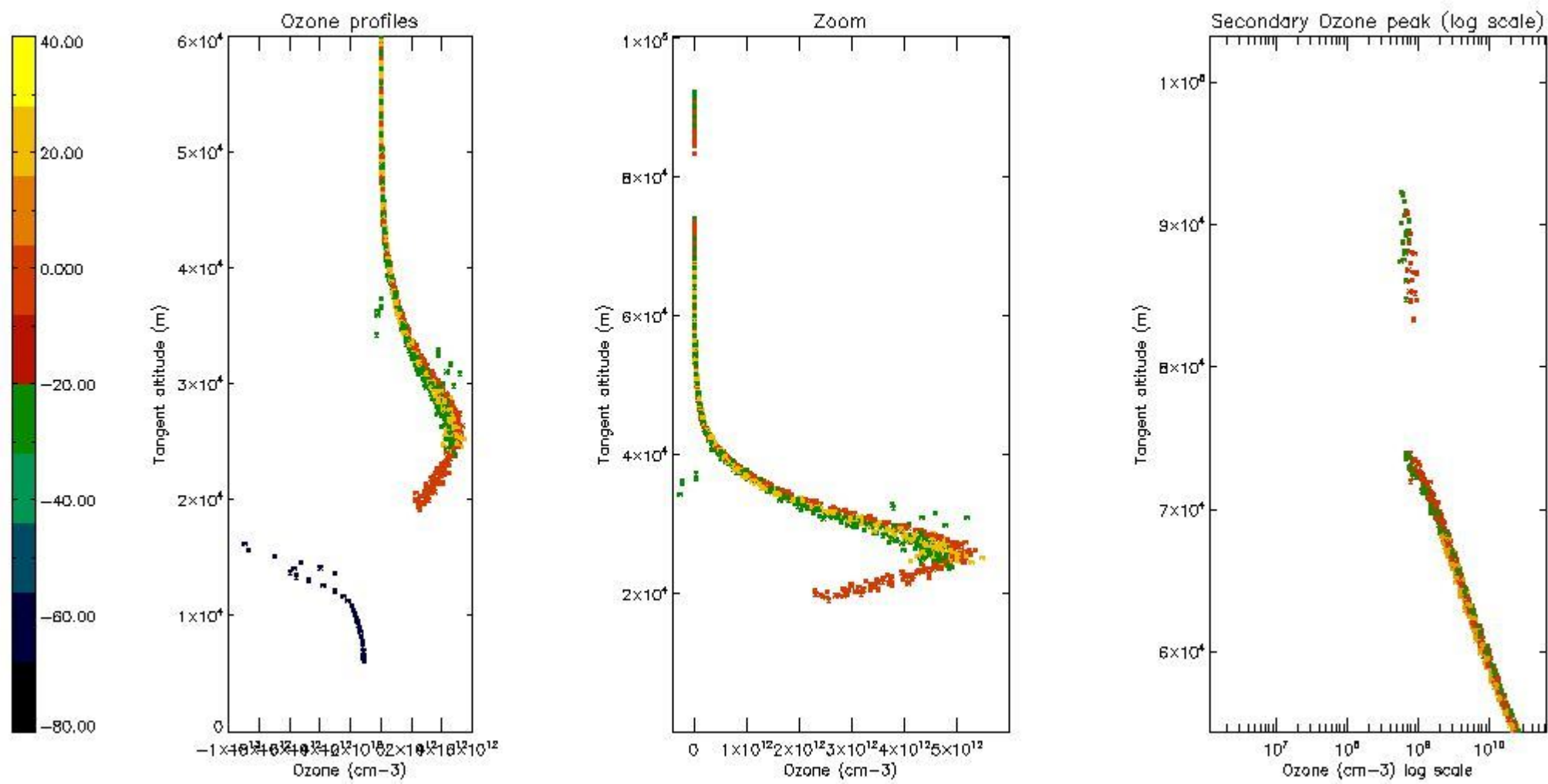
5.4 Plot ozone profiles where $STD < 10\%$ (dark without errors)

The colorbar represents the latitude.



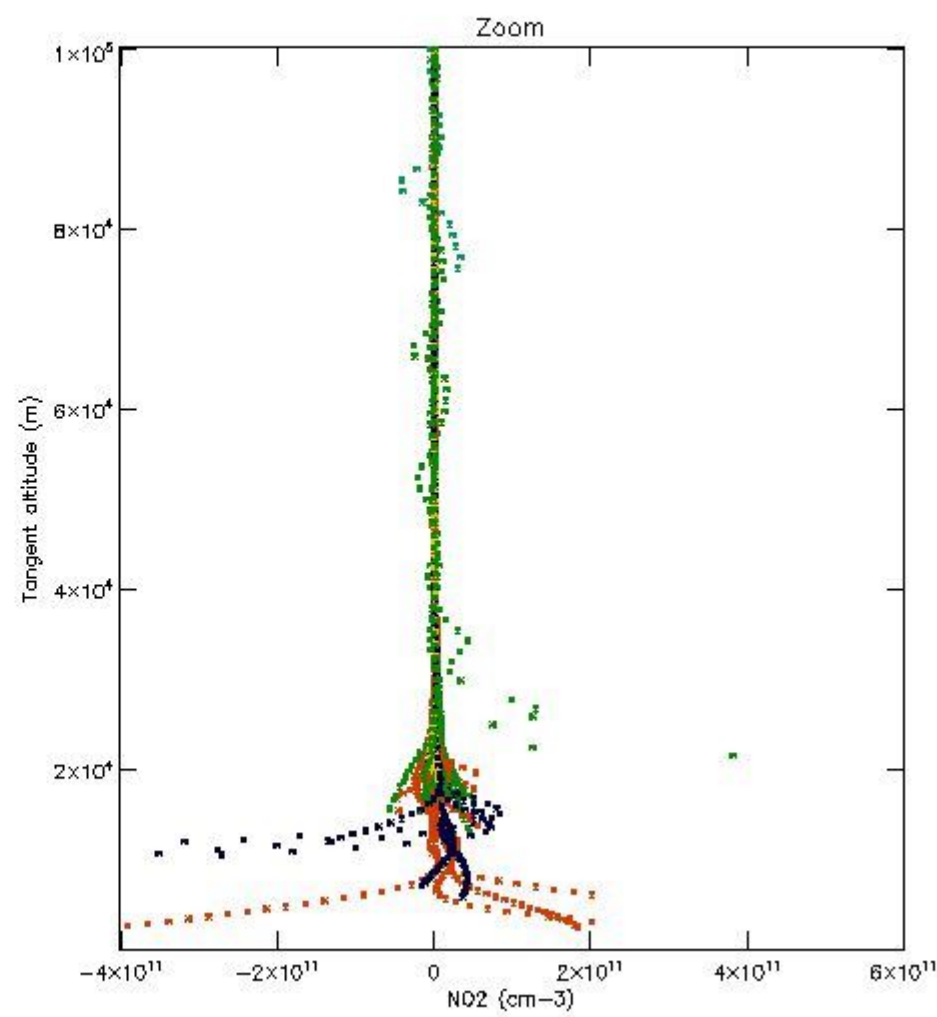
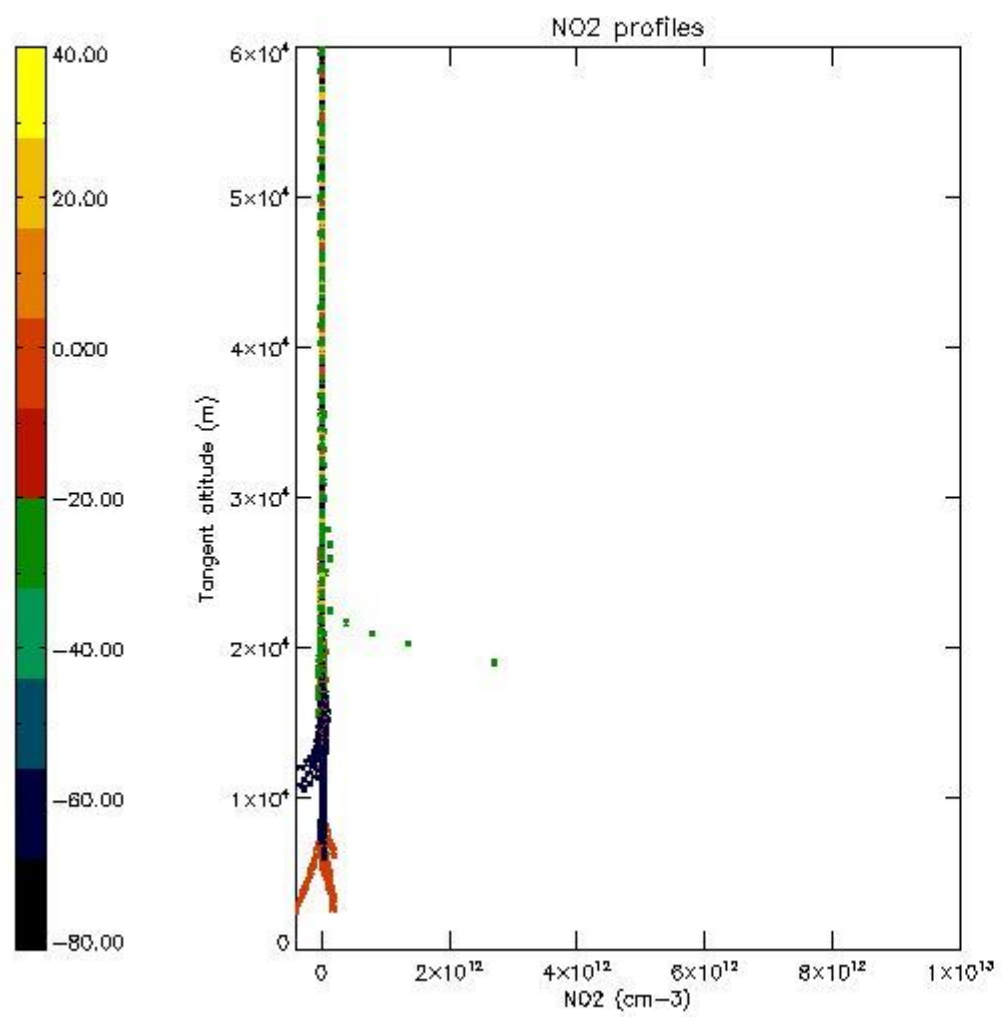
5.5 Plot ozone profiles where STD < 5% (dark without errors)

The colorbar represents the latitude.



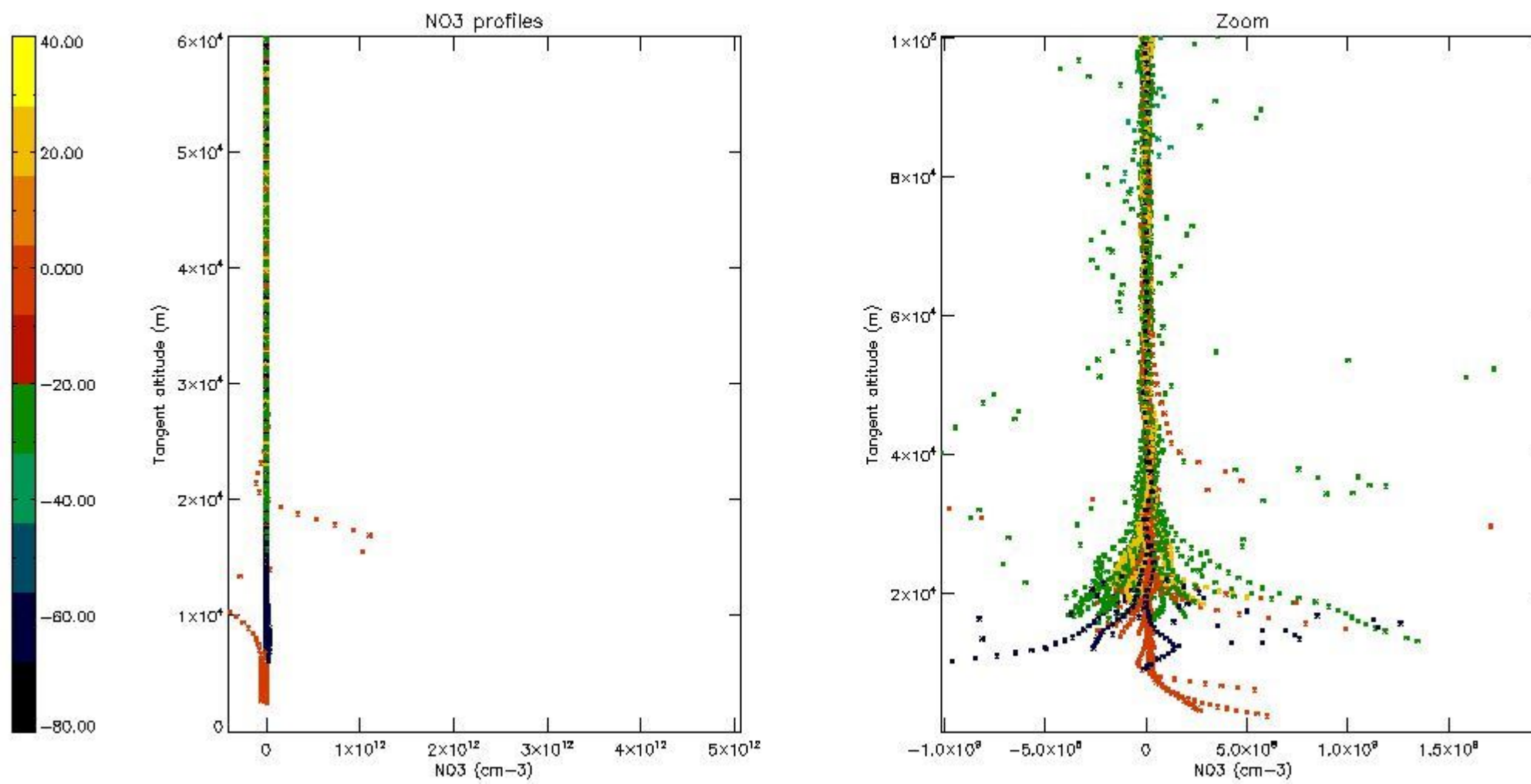
5.6 Plot NO₂ profiles for all STD (dark without errors)

The colorbar represents the latitude.



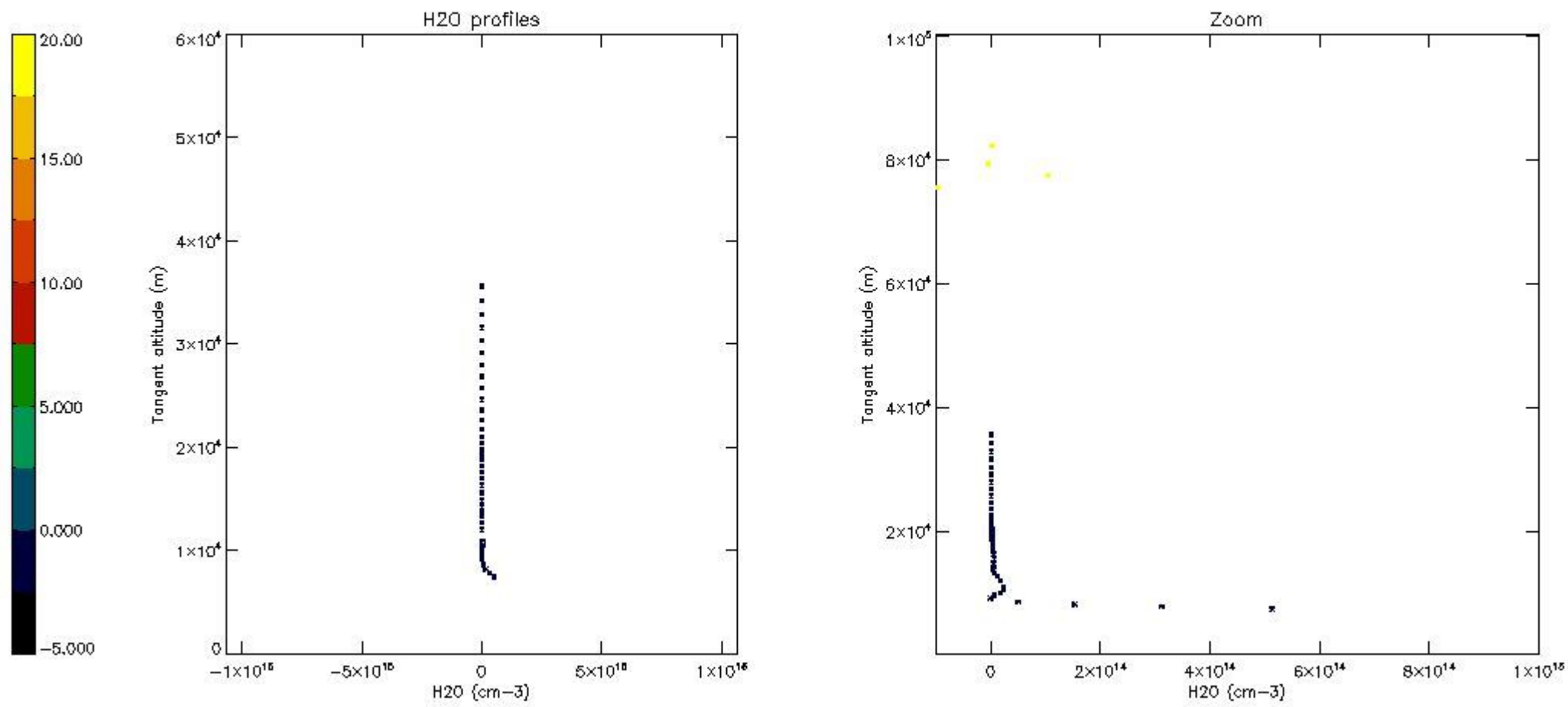
5.7 Plot NO3 profiles for all STD (dark without errors)

The colorbar represents the latitude.



5.8 Plot H2O profiles for all STD (only for occultations of stars 1,2,3,4,13,14,16,26,63 dark without errors)

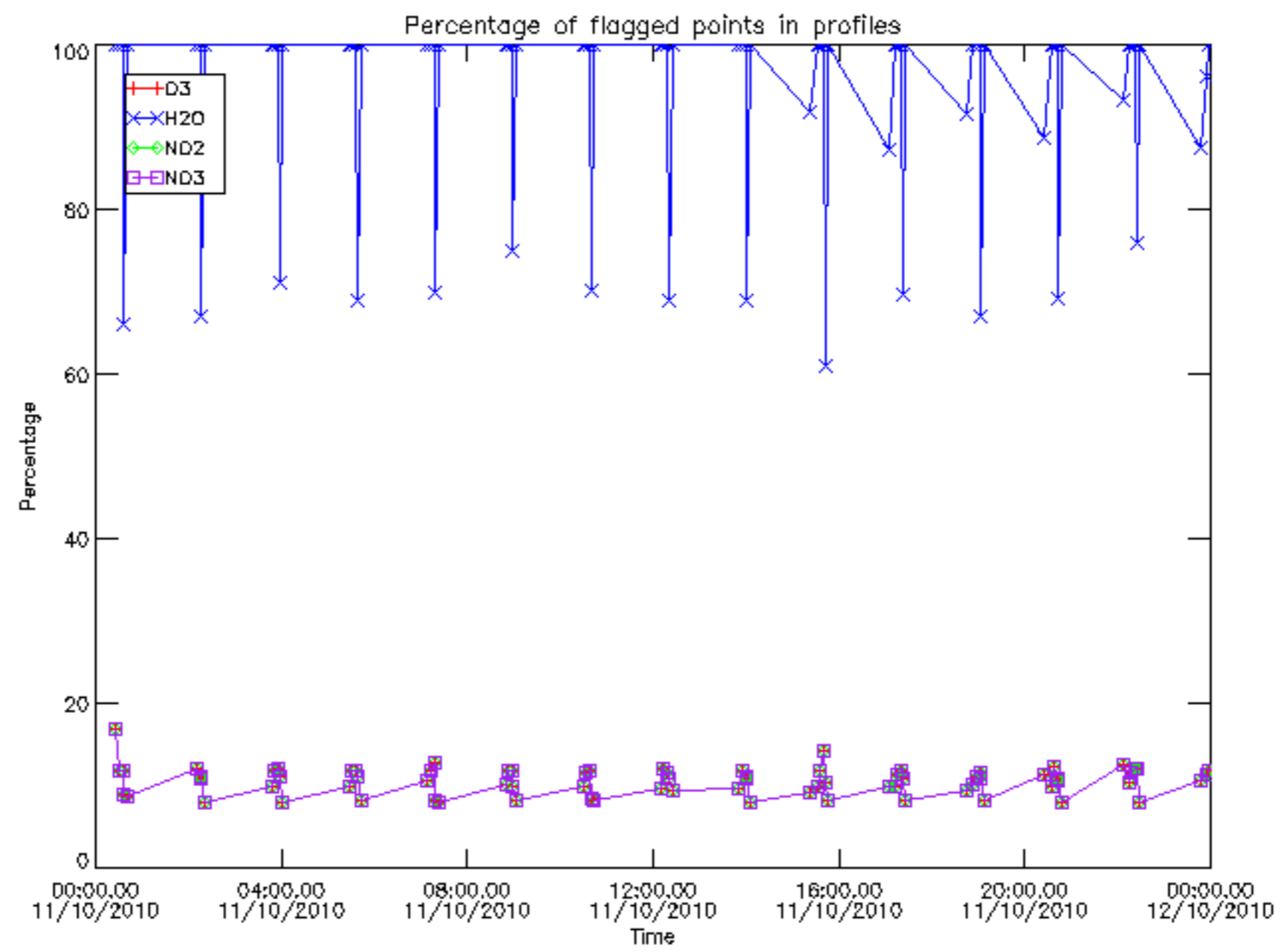
The colorbar represents the latitude.



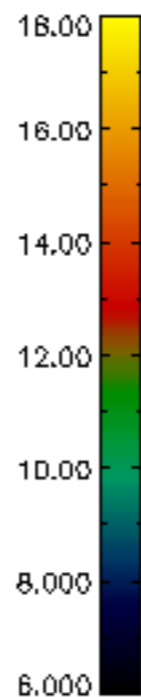
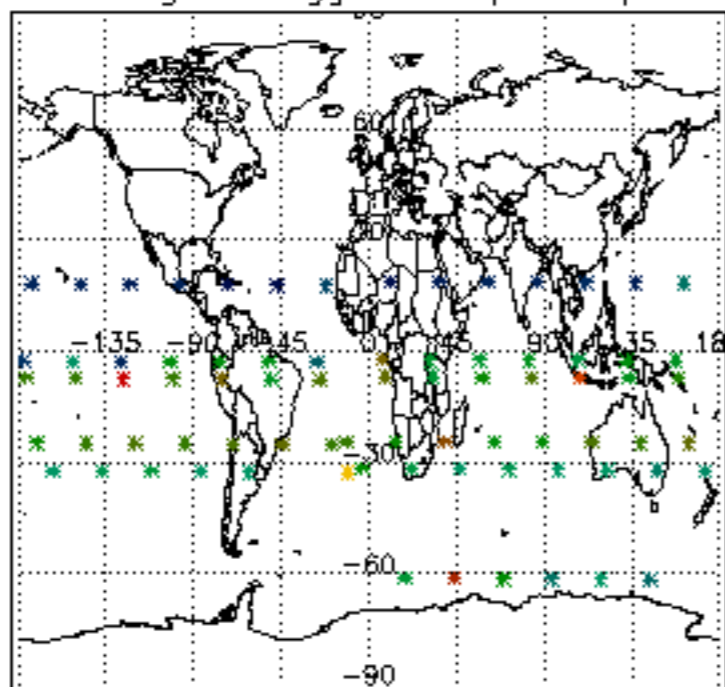
6. Auxiliary Data Files used for the production reported in section 2

The number reported in the third column indicates since which file (see list in section 2) the corresponding auxiliary file has been used. The fourth column is the date of those product files.

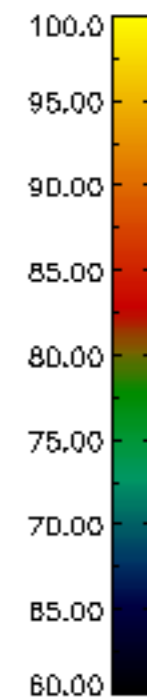
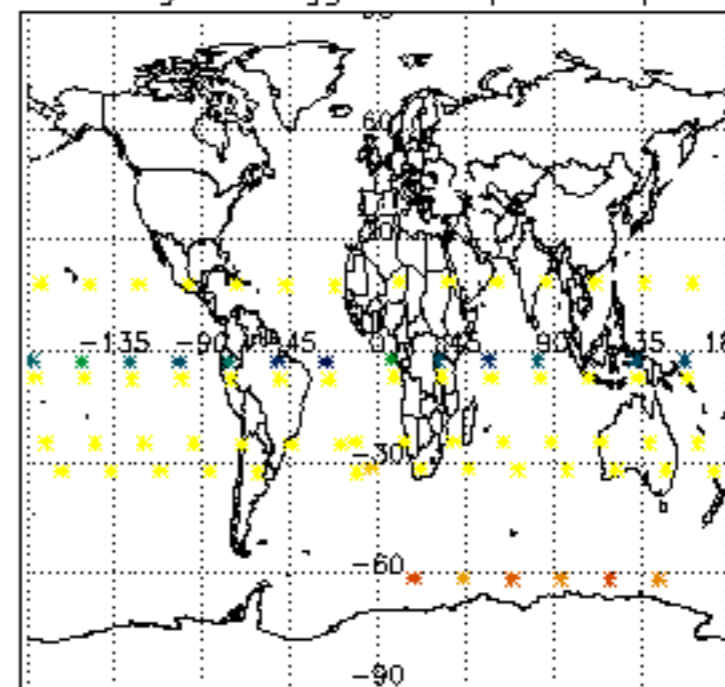
Type	Auxiliary Filename	Used since product	Used since product date
INST_PHYS_CHARACTERISTICS	GOM_INS_AXVIEC20091111_143220_20030716_120000_20500101_000000	1	11-OCT-2010 00:07:57
LEVEL-2_PROC_CONFIG	GOM_PR2_AXVIEC20091111_152718_20020301_000000_20500101_000000	1	11-OCT-2010 00:07:57
CROSS_SECTIONS_FILE	GOM_CRS_AXVIEC20091111_154832_20020301_000000_20500101_000000	1	11-OCT-2010 00:07:57



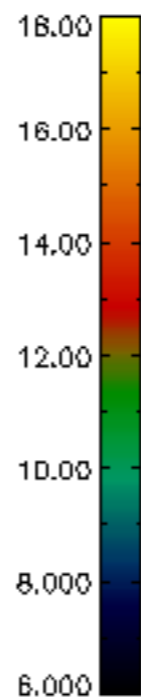
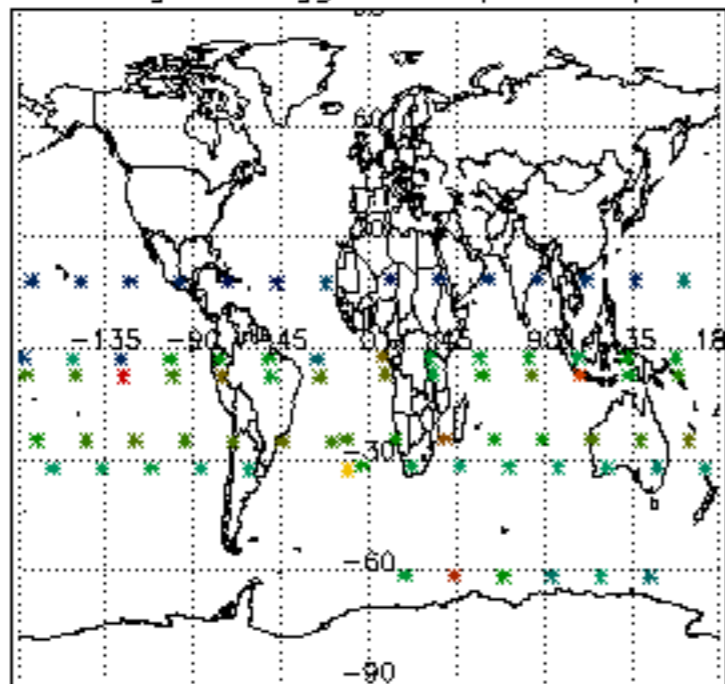
Percentage of flagged data per D3 profile



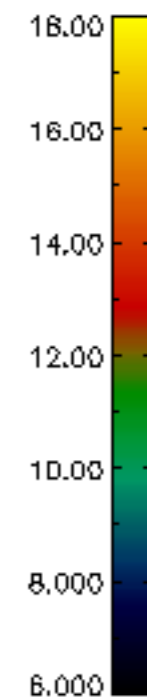
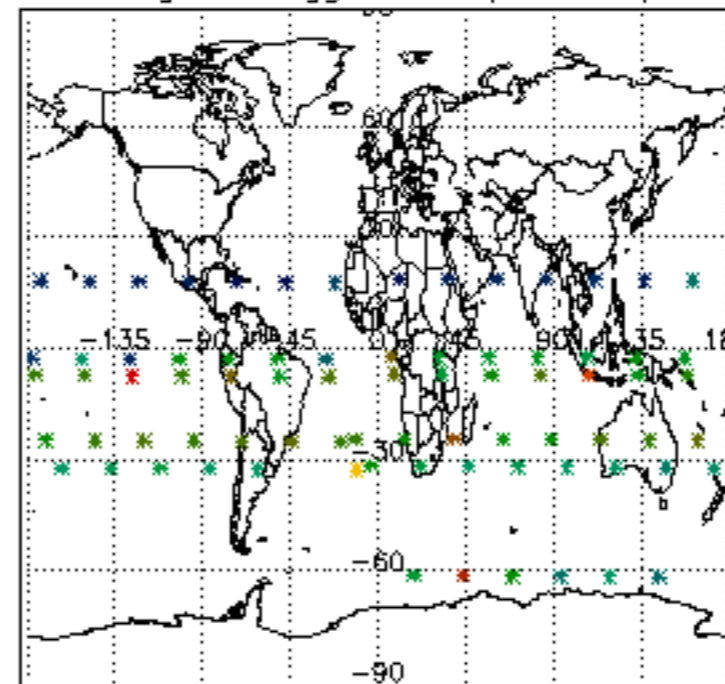
Percentage of flagged data per H2O profile

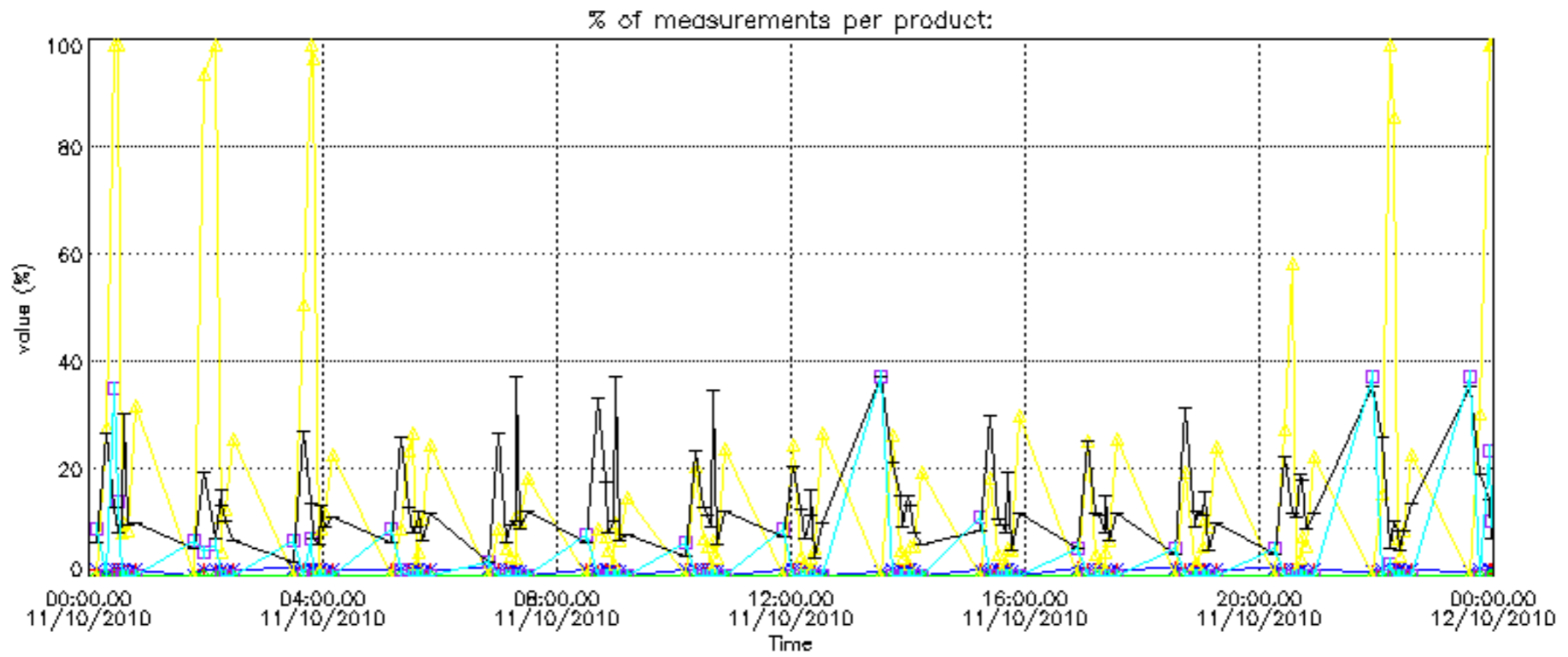


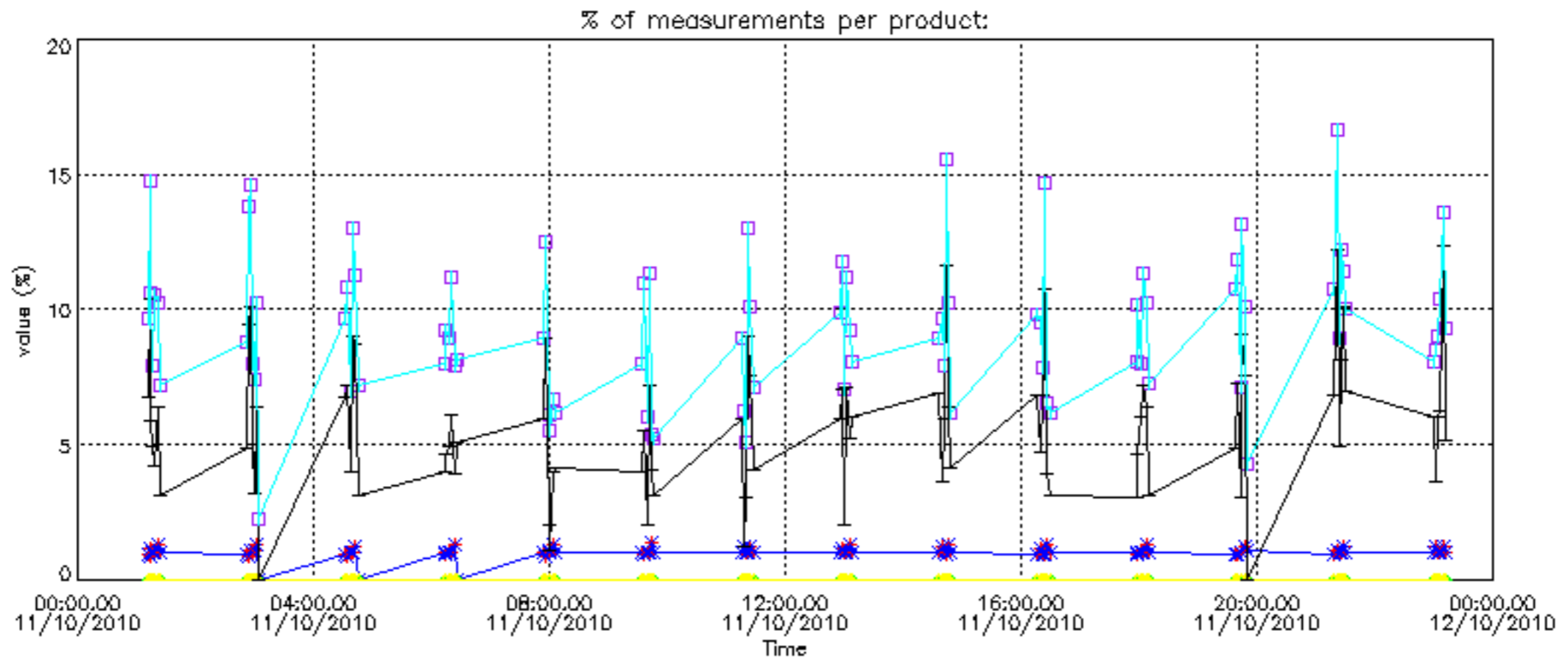
Percentage of flagged data per NO2 profile



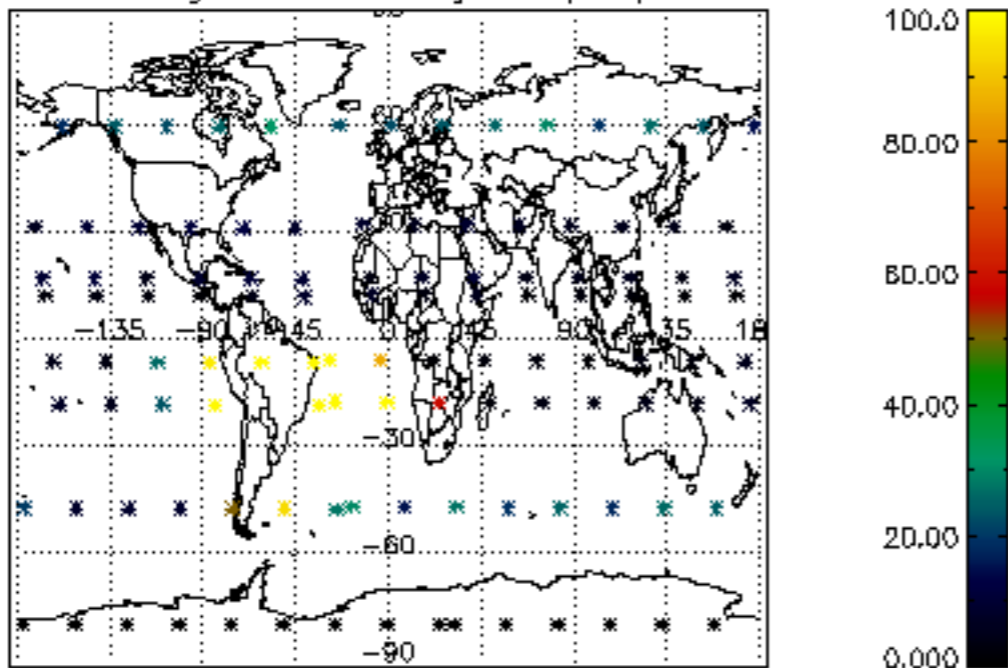
Percentage of flagged data per NO3 profile



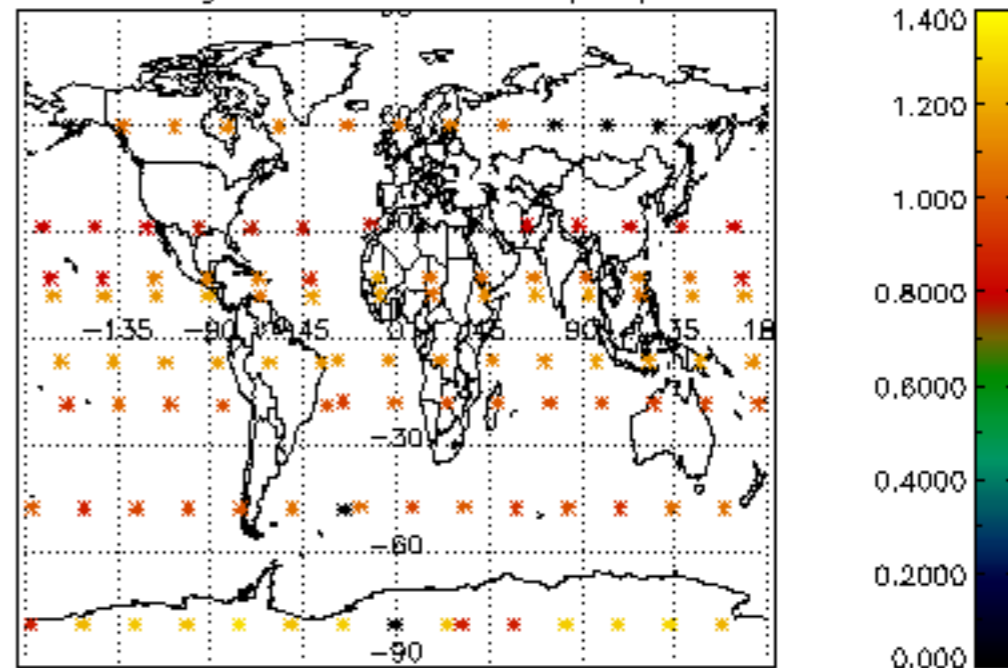




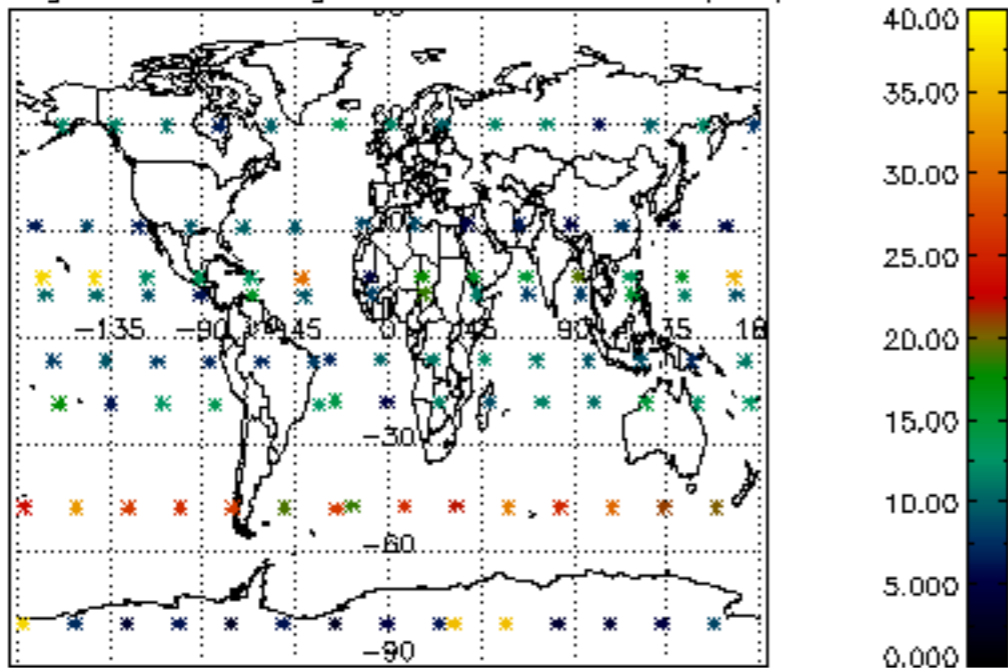
Percentage of cosmic ray hits per profile



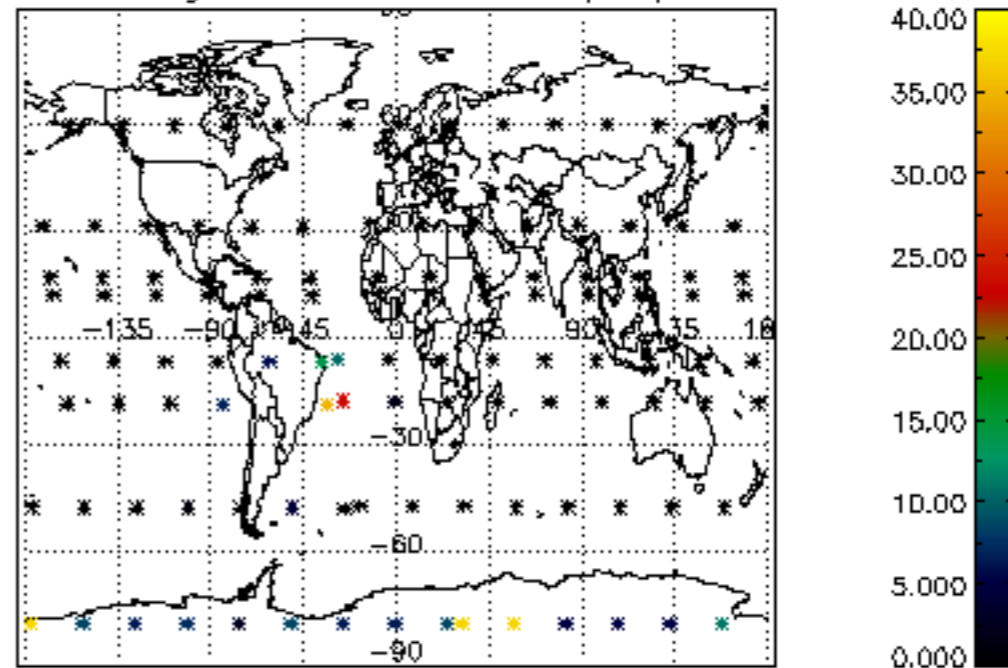
Percentage of datation errors per profile



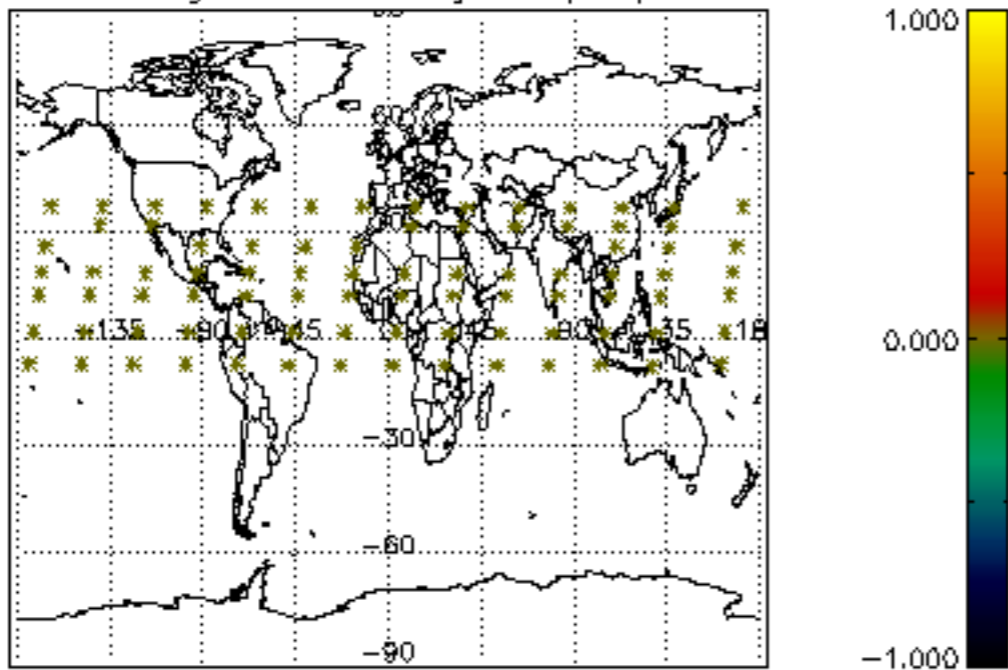
Percentage of star falling outside central band per profile



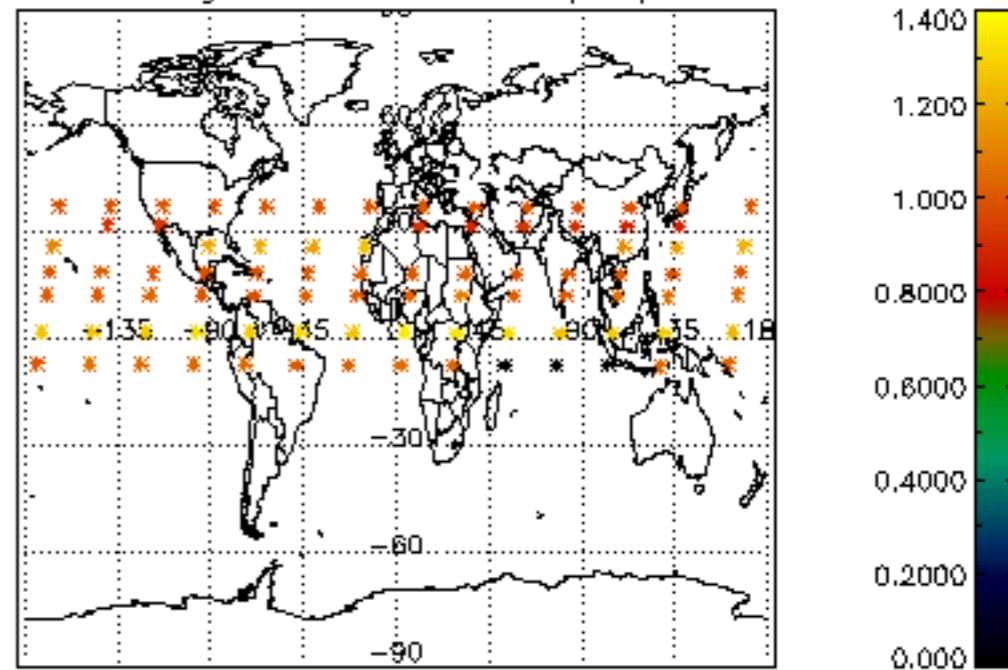
Percentage of saturation errors per profile



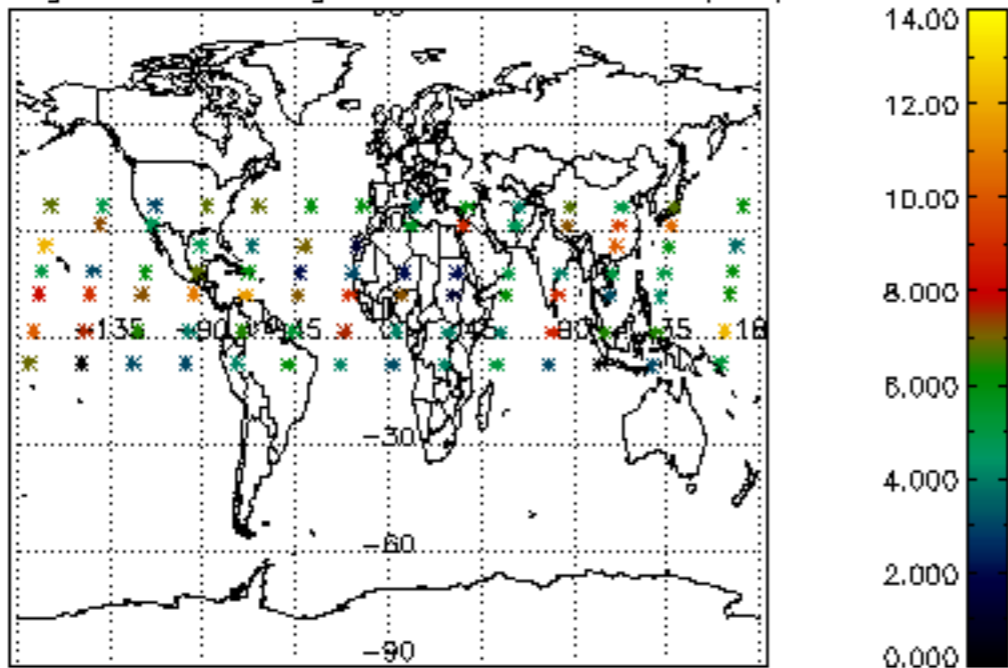
Percentage of cosmic ray hits per profile



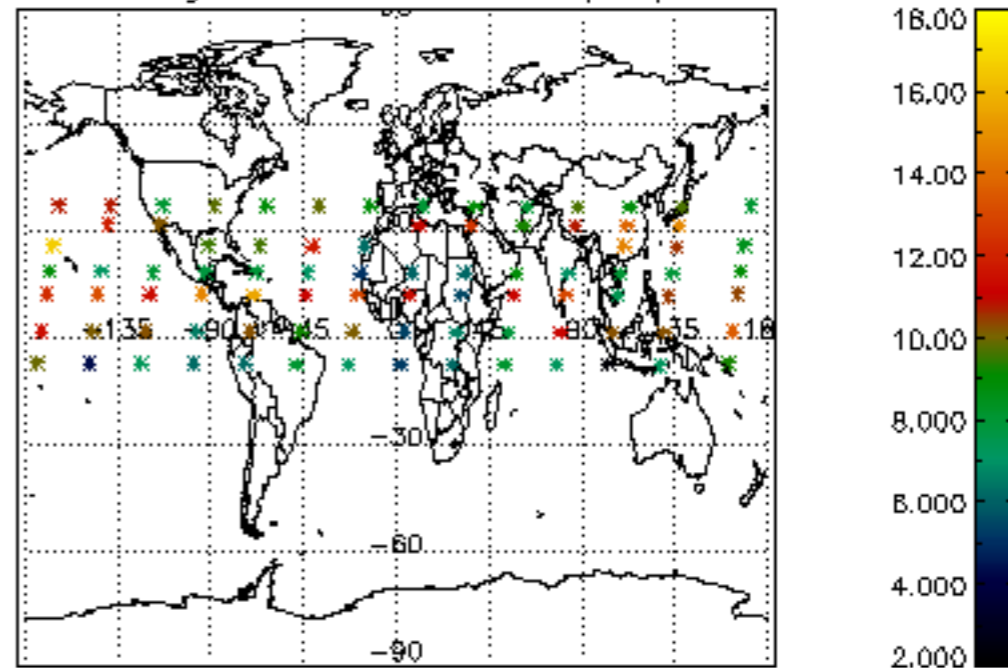
Percentage of datation errors per profile

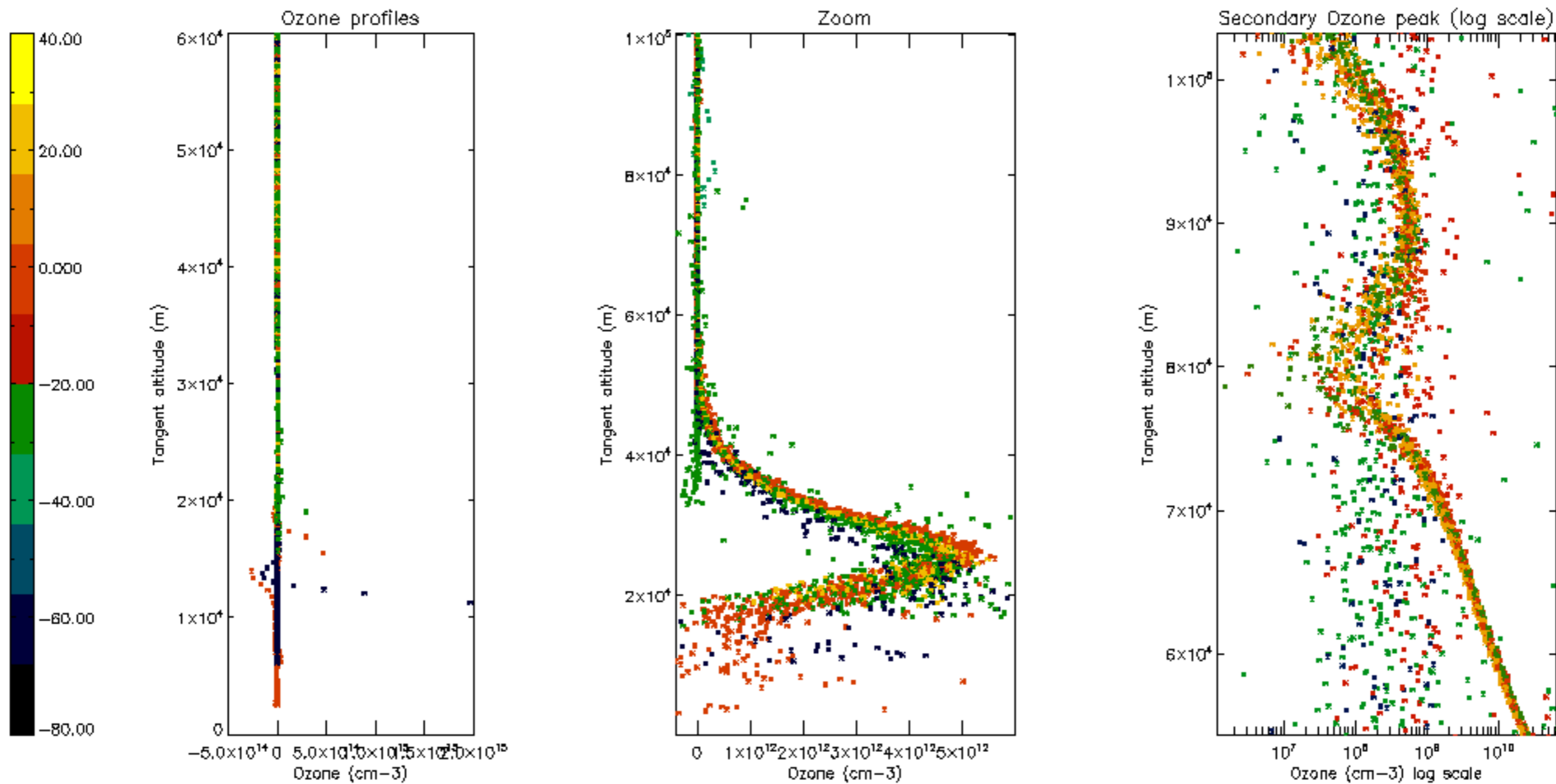


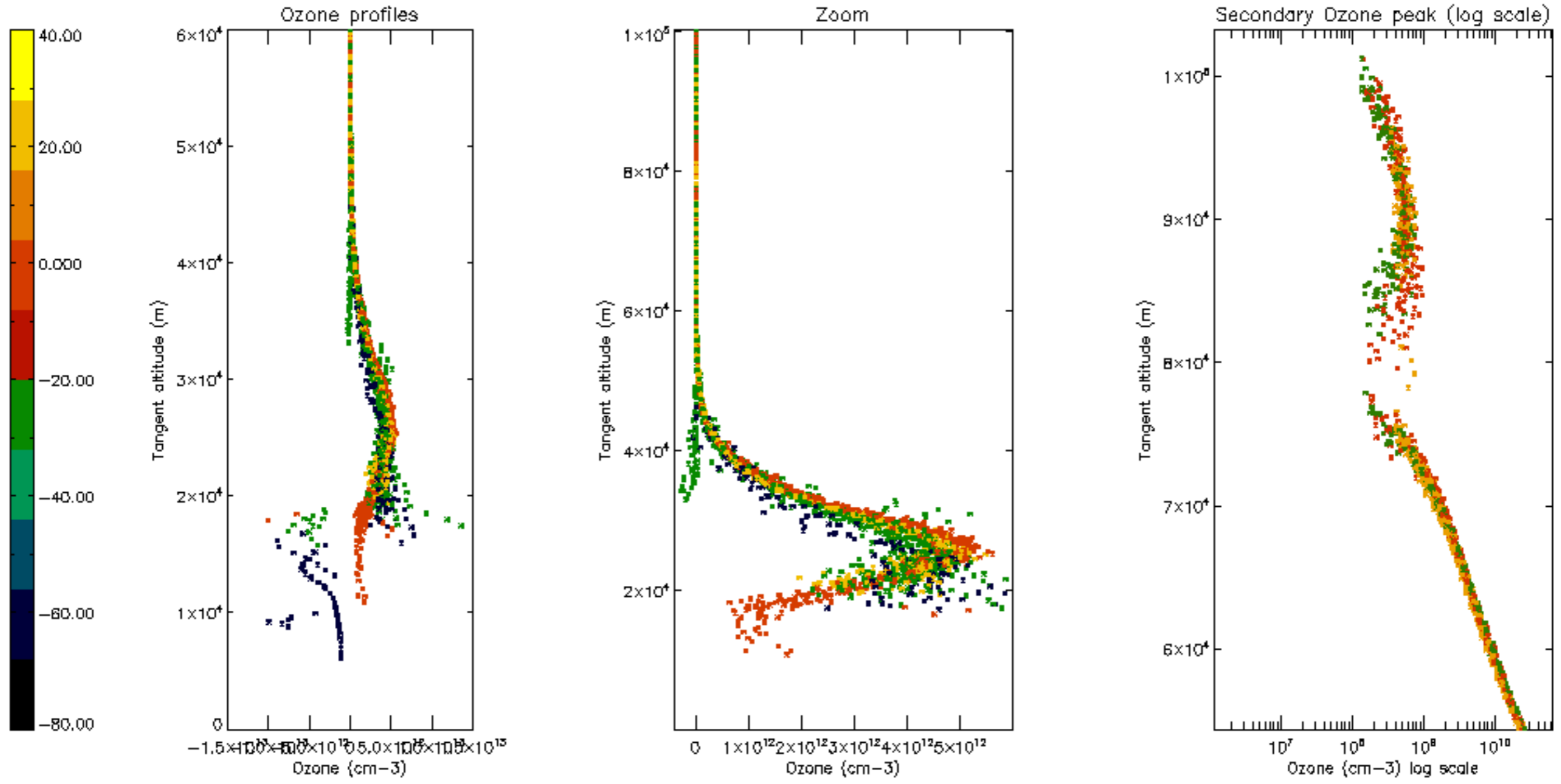
Percentage of star falling outside central band per profile

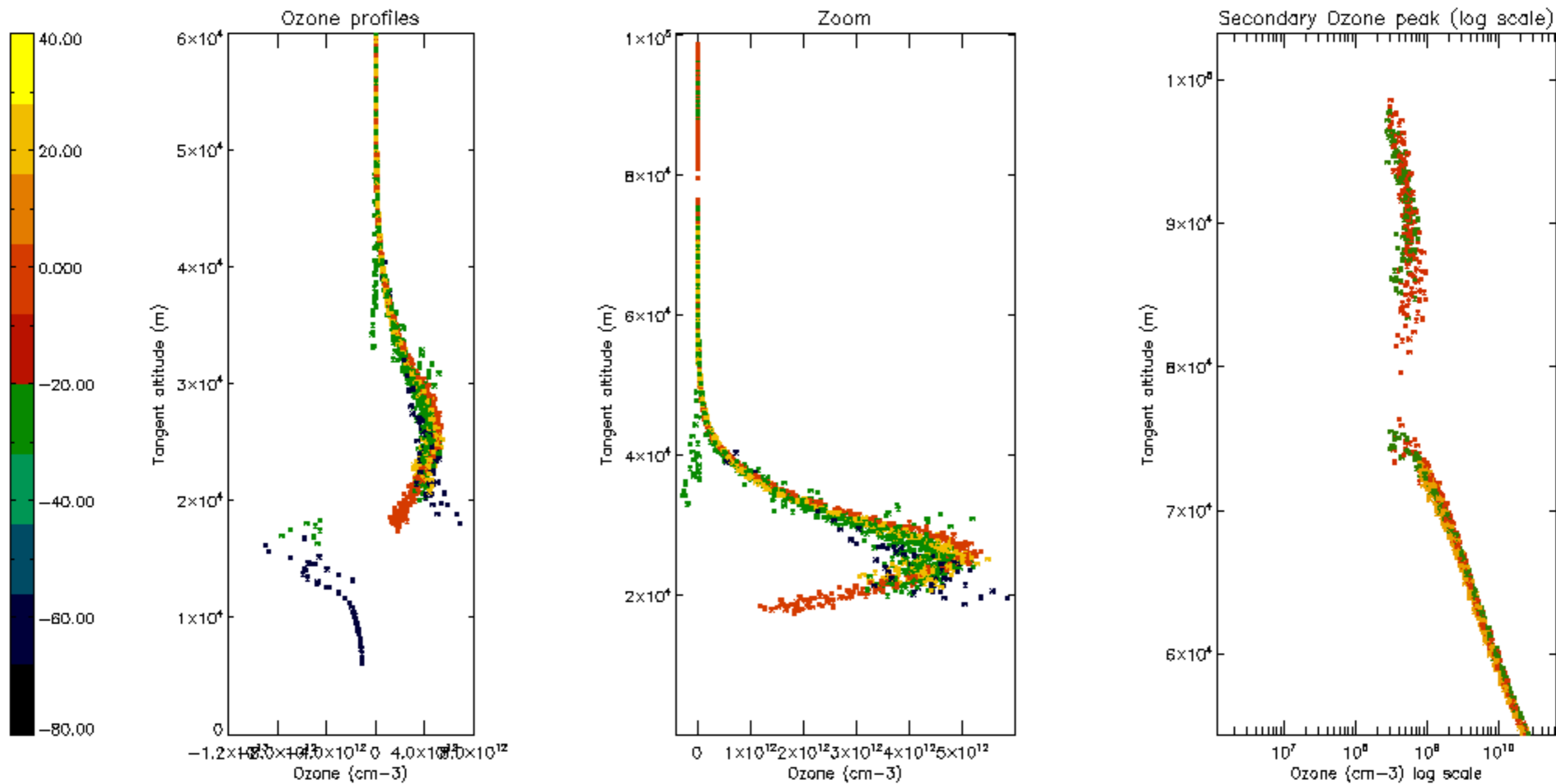


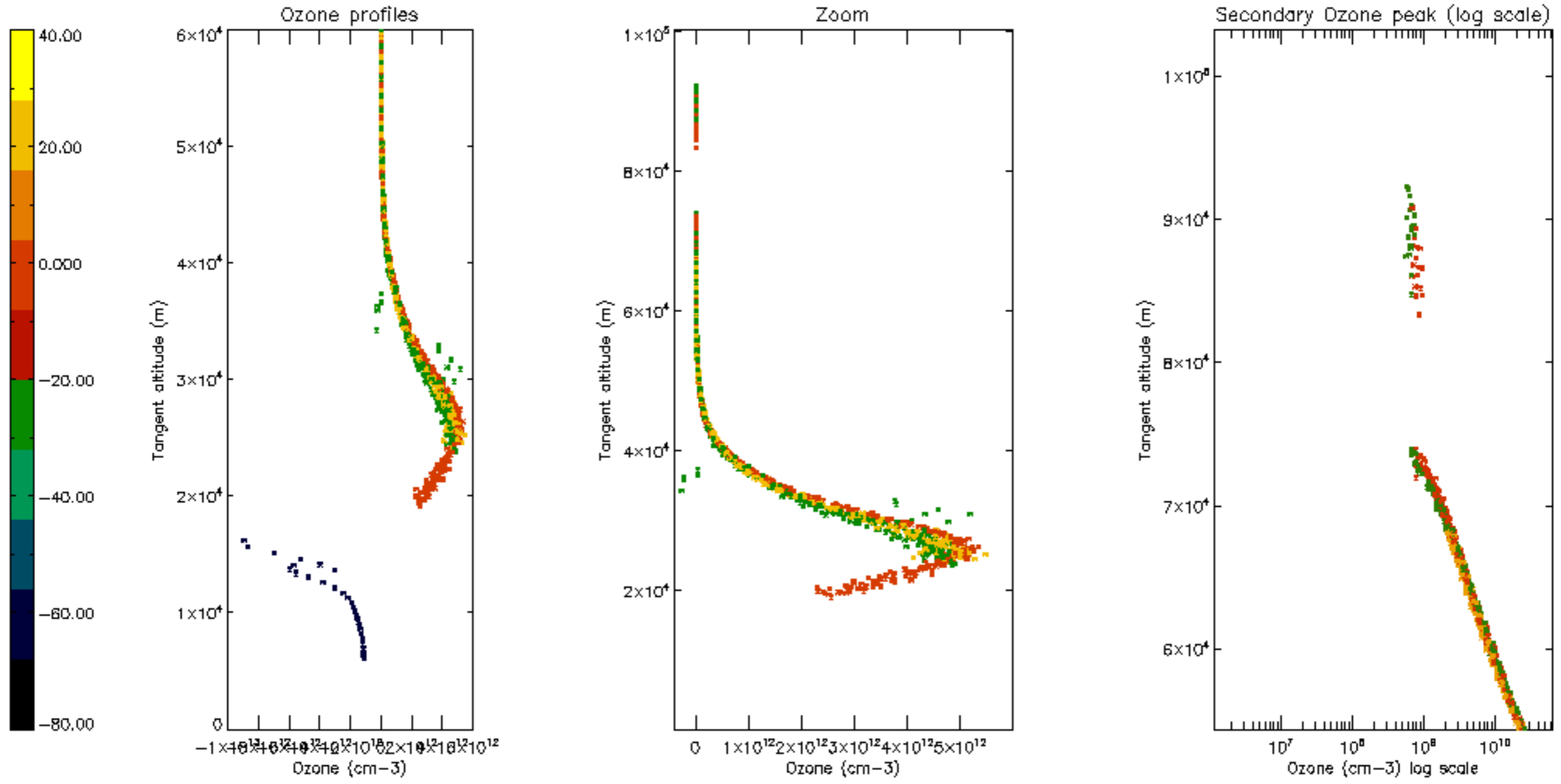
Percentage of saturation errors per profile

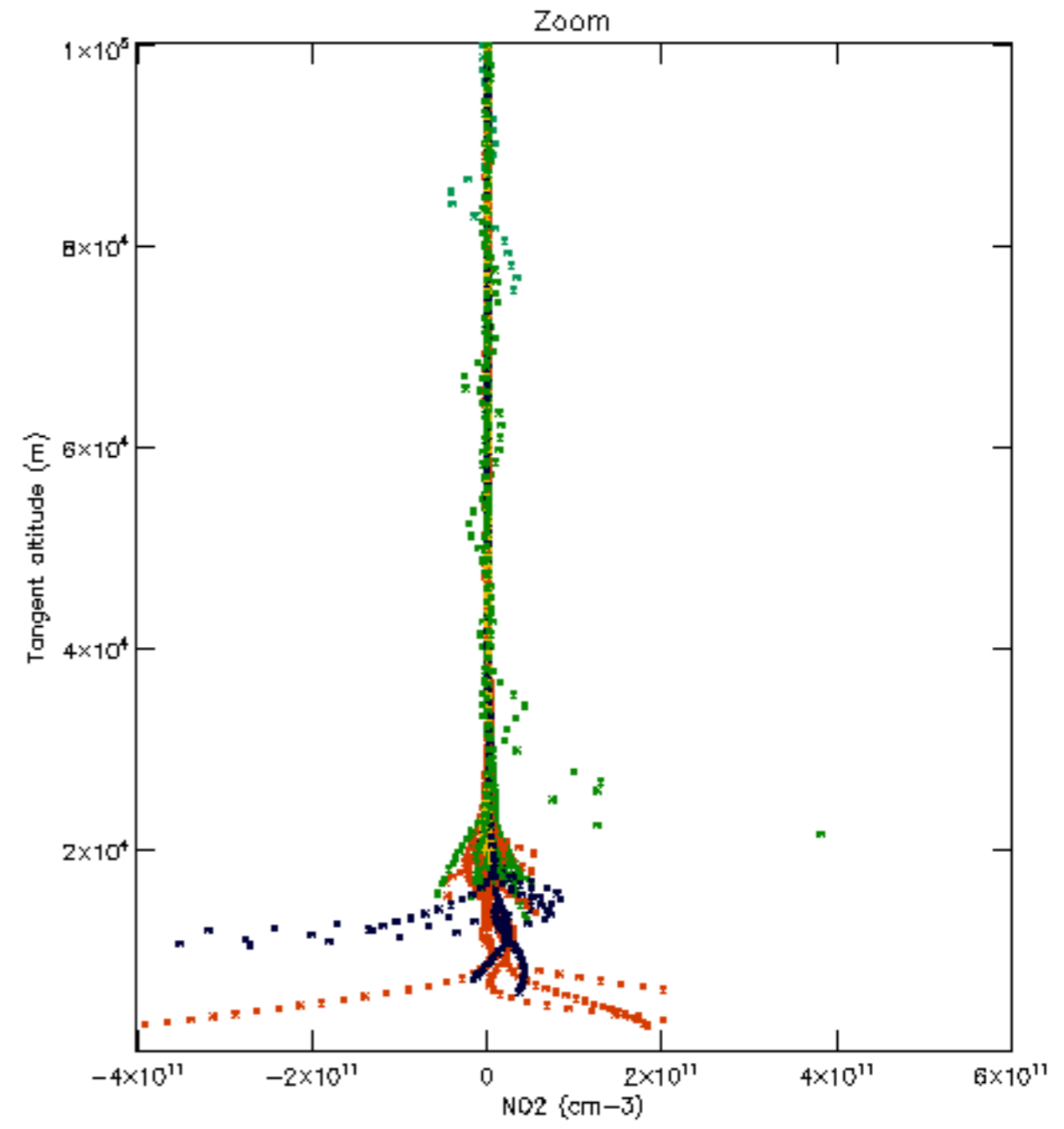
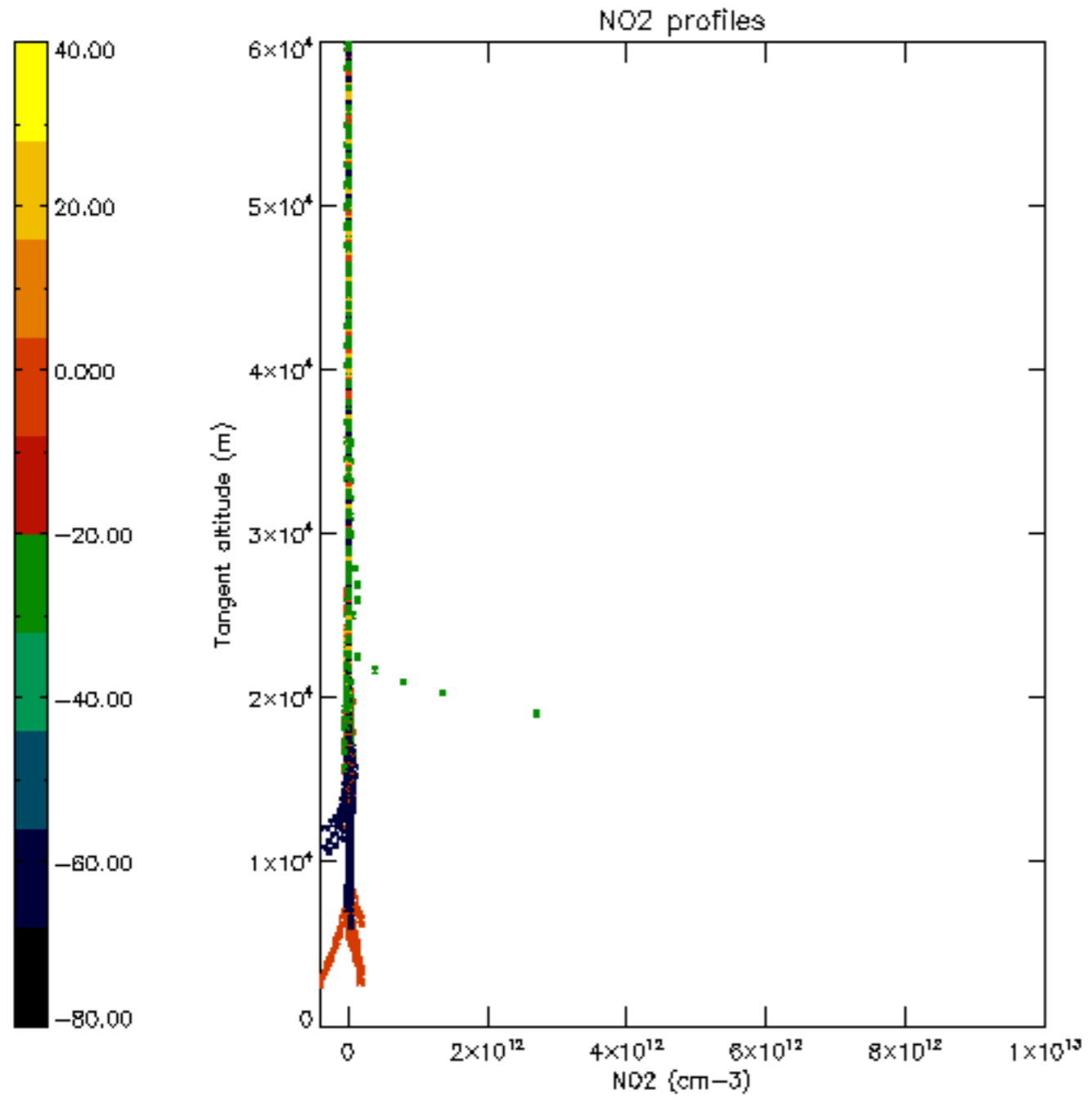


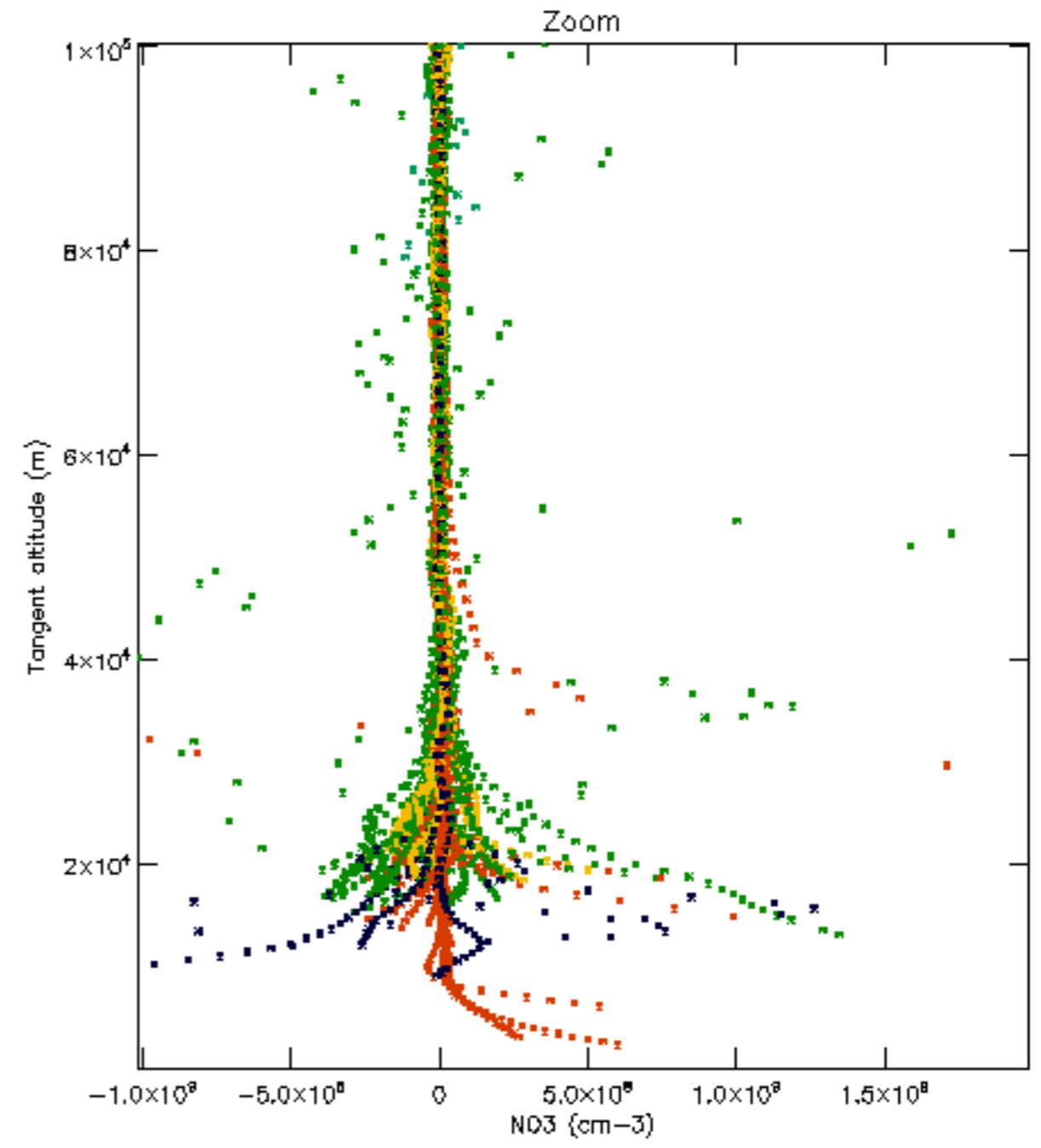
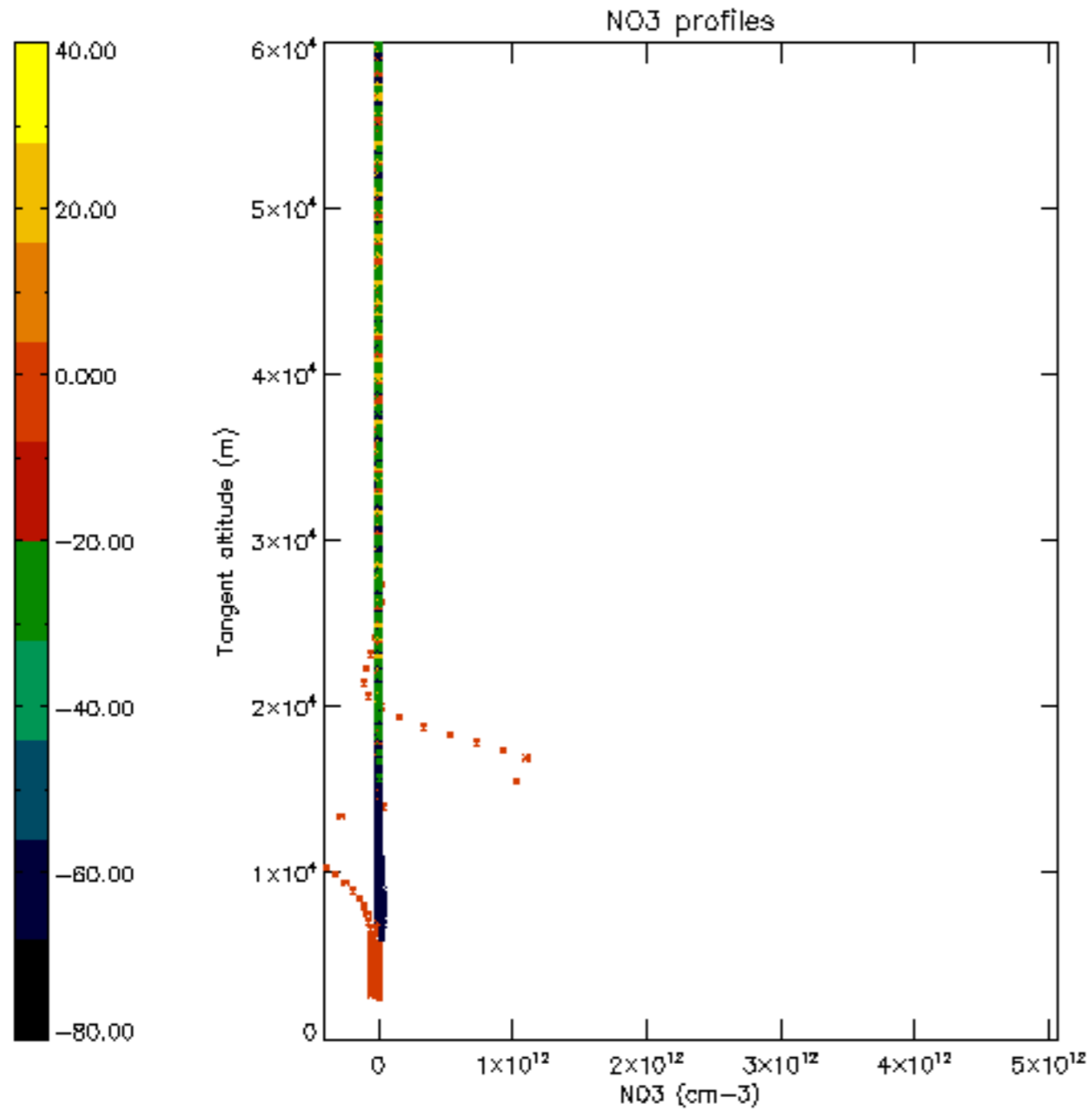


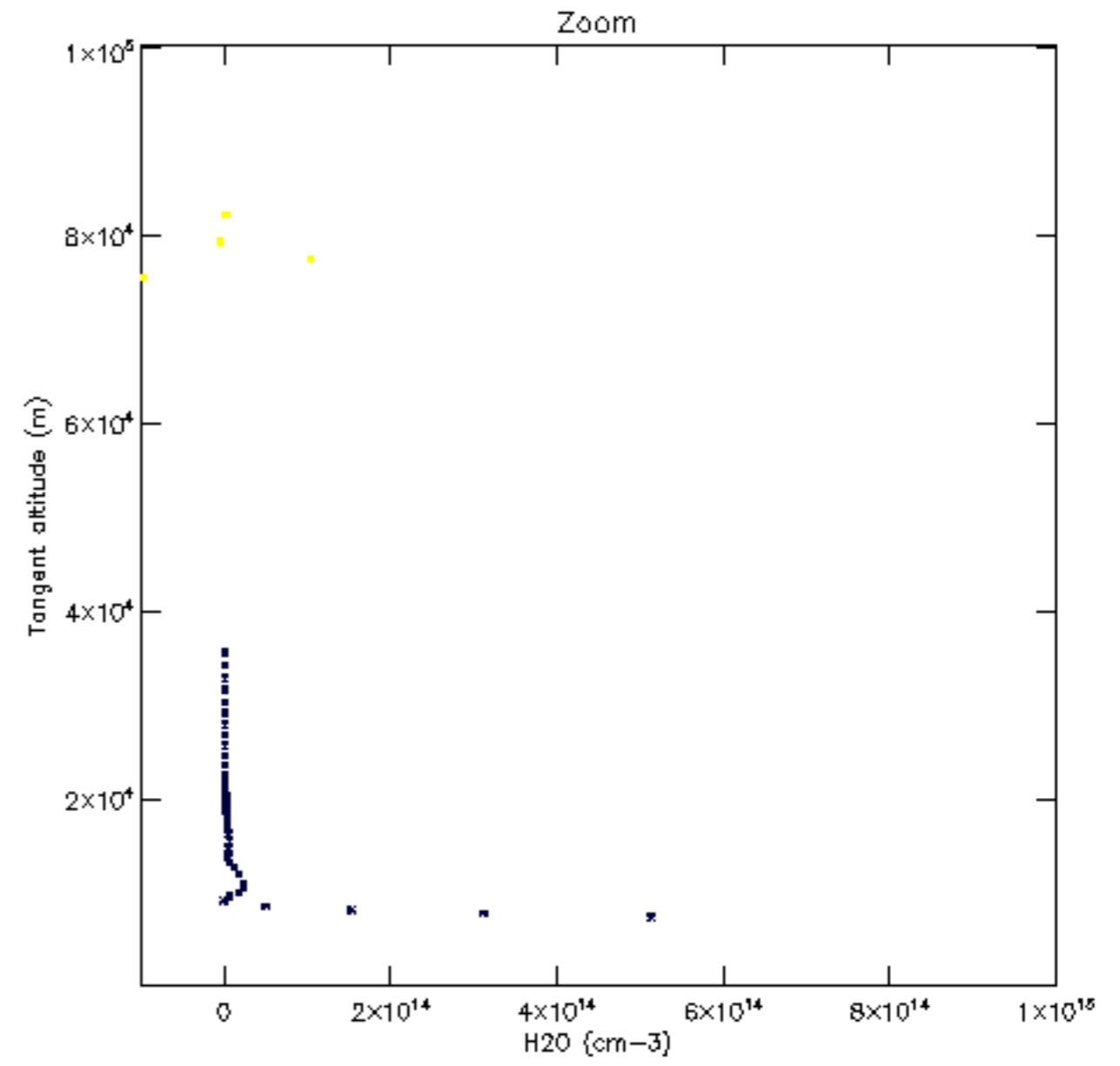
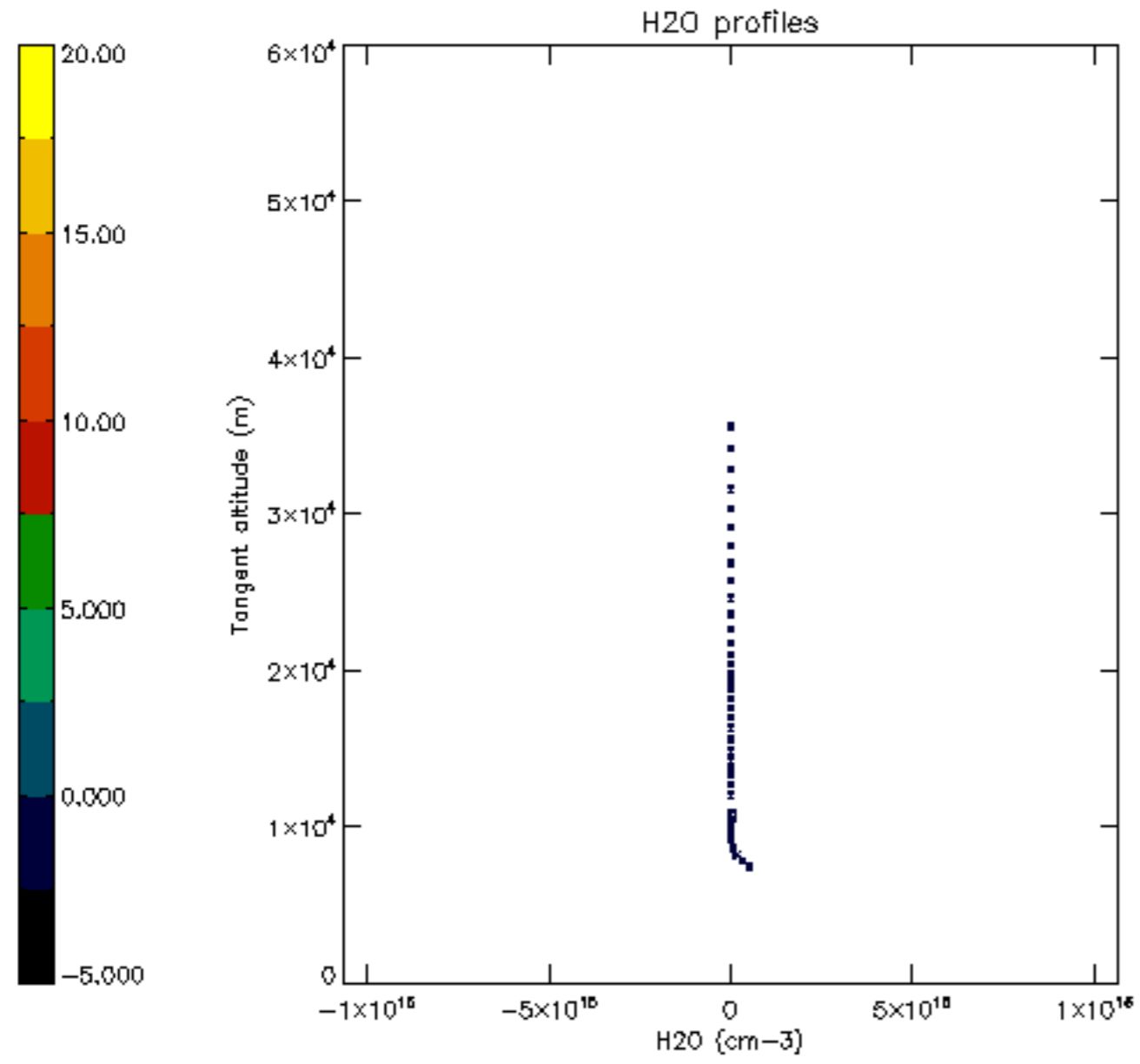


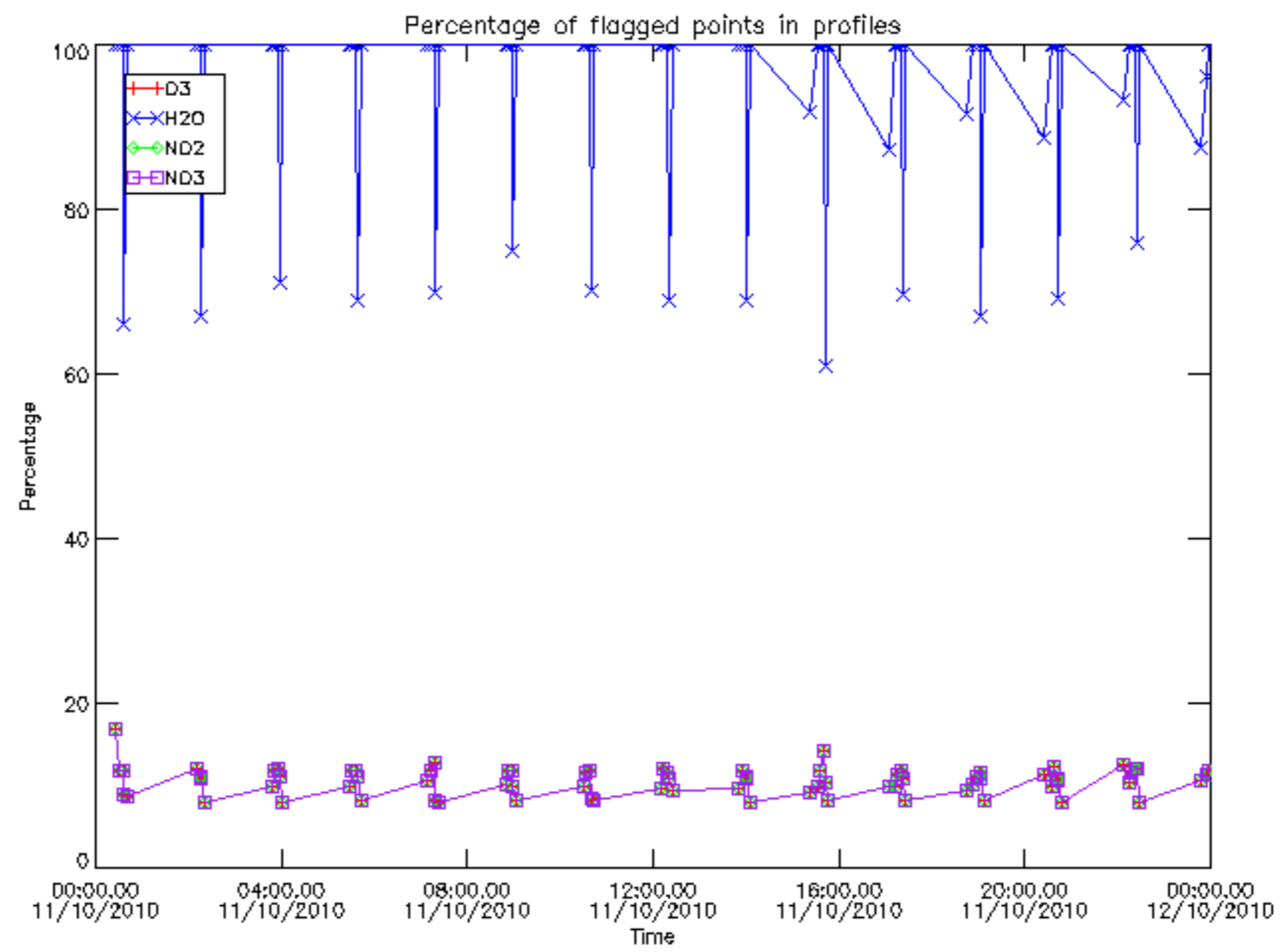




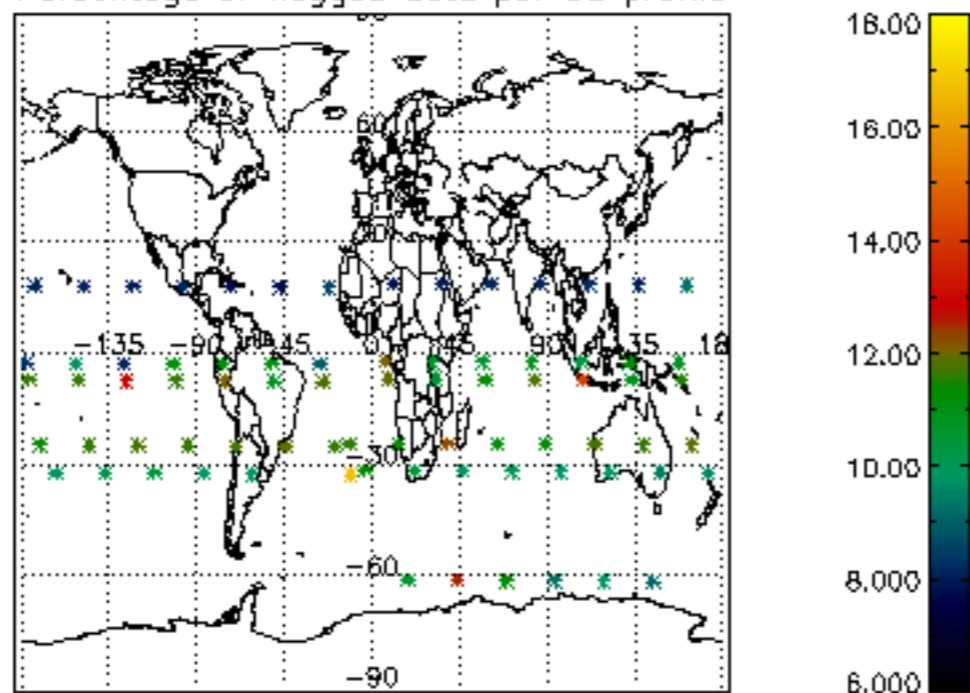




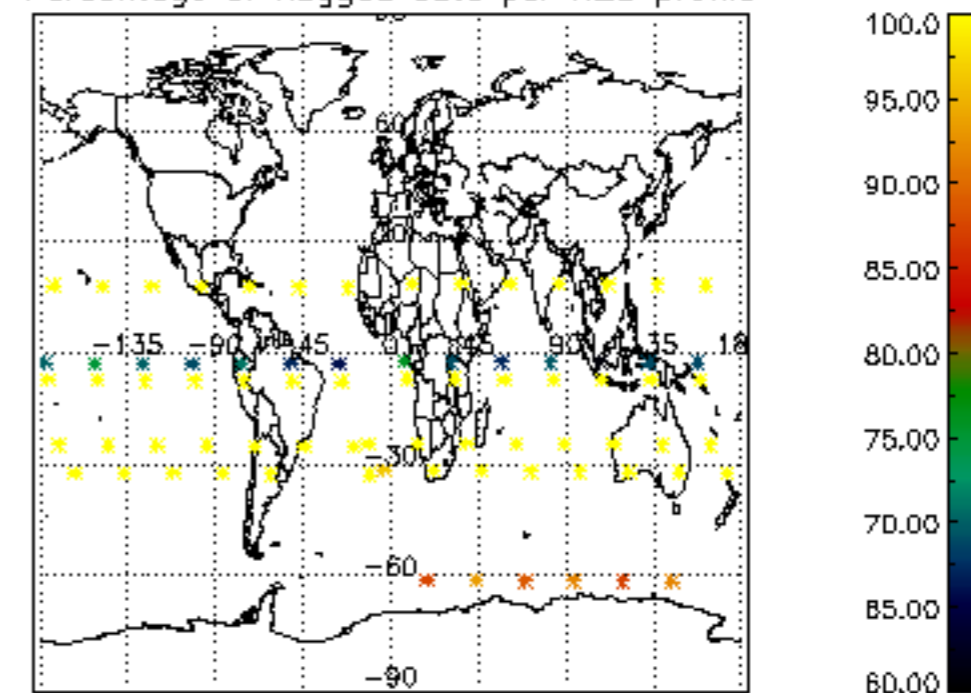




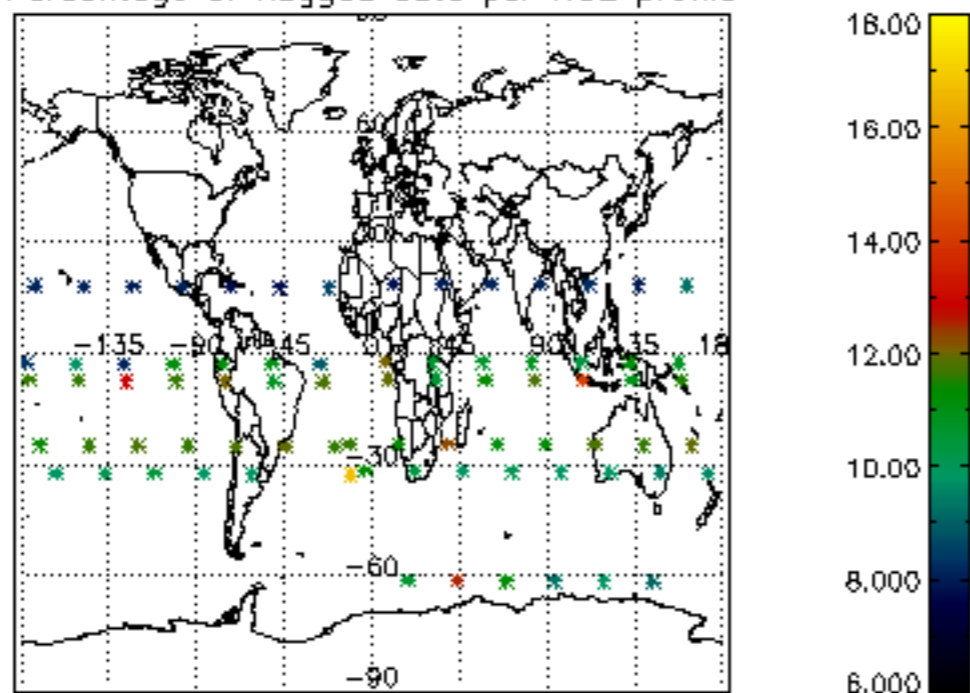
Percentage of flagged data per D3 profile



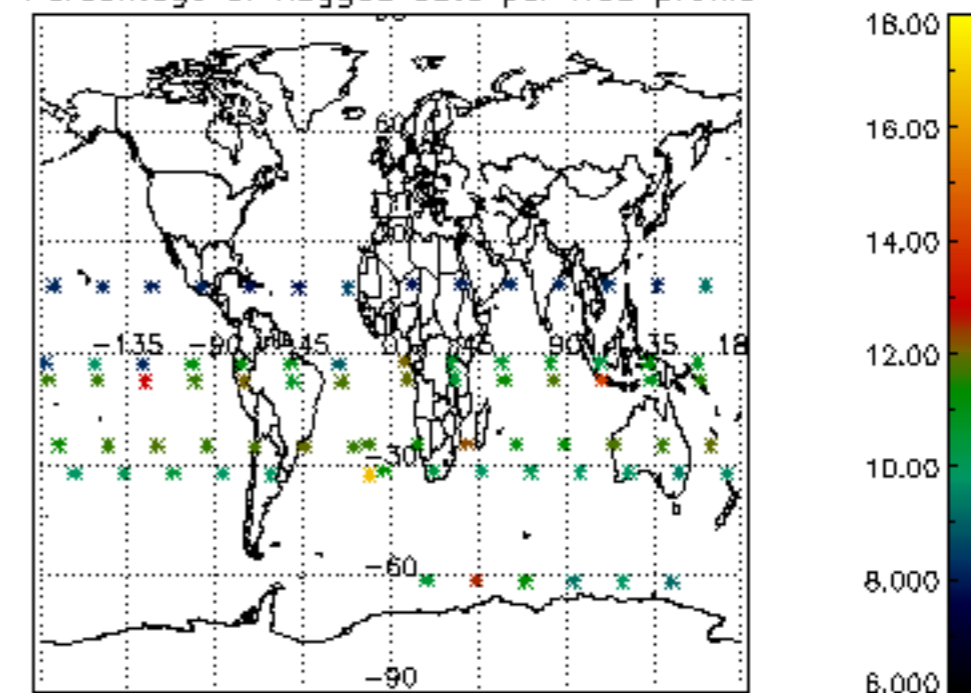
Percentage of flagged data per H2O profile

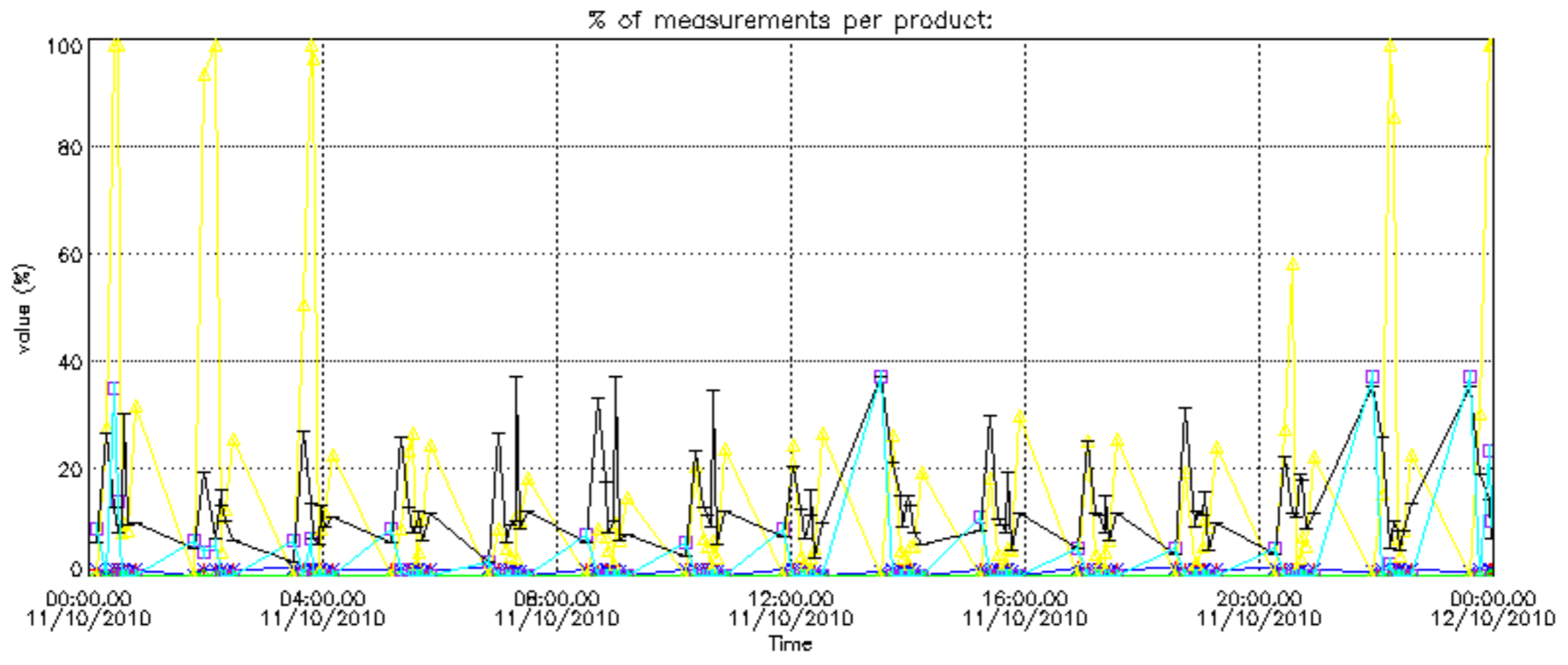


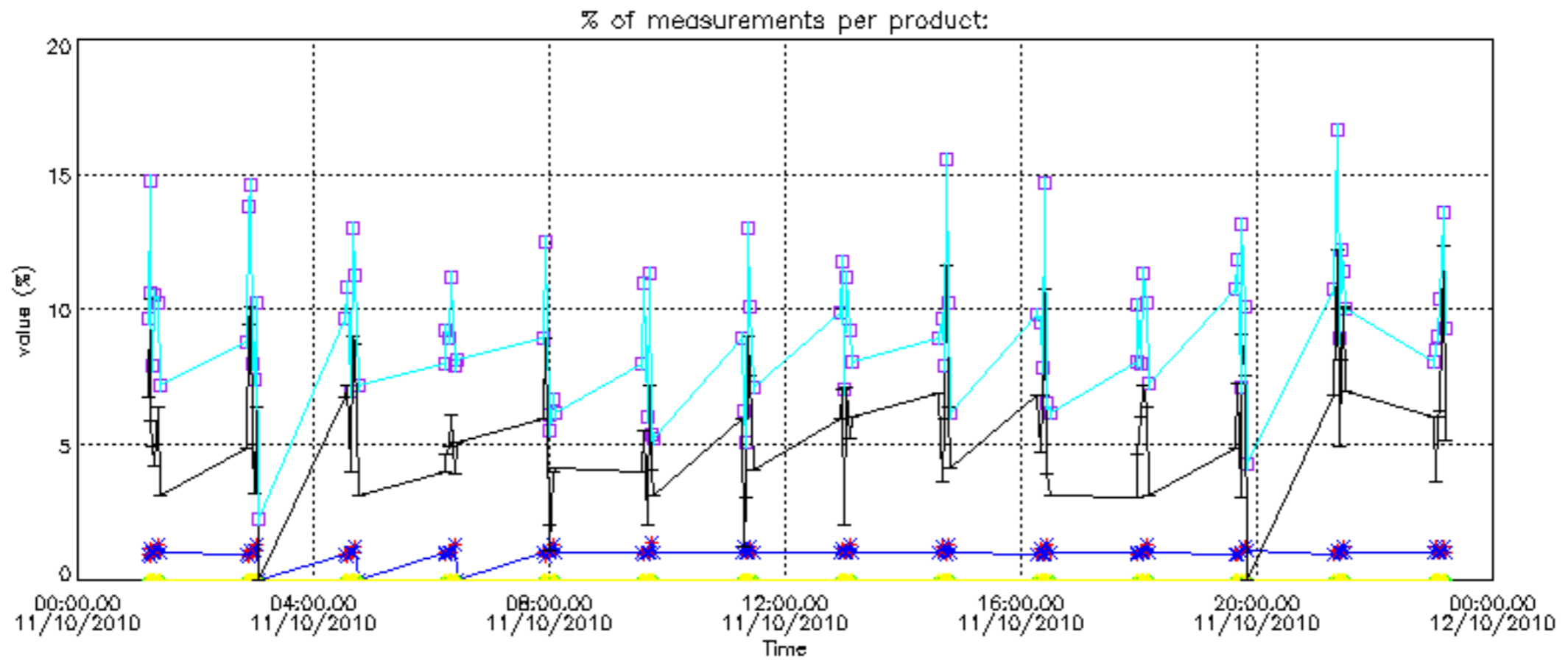
Percentage of flagged data per NO2 profile



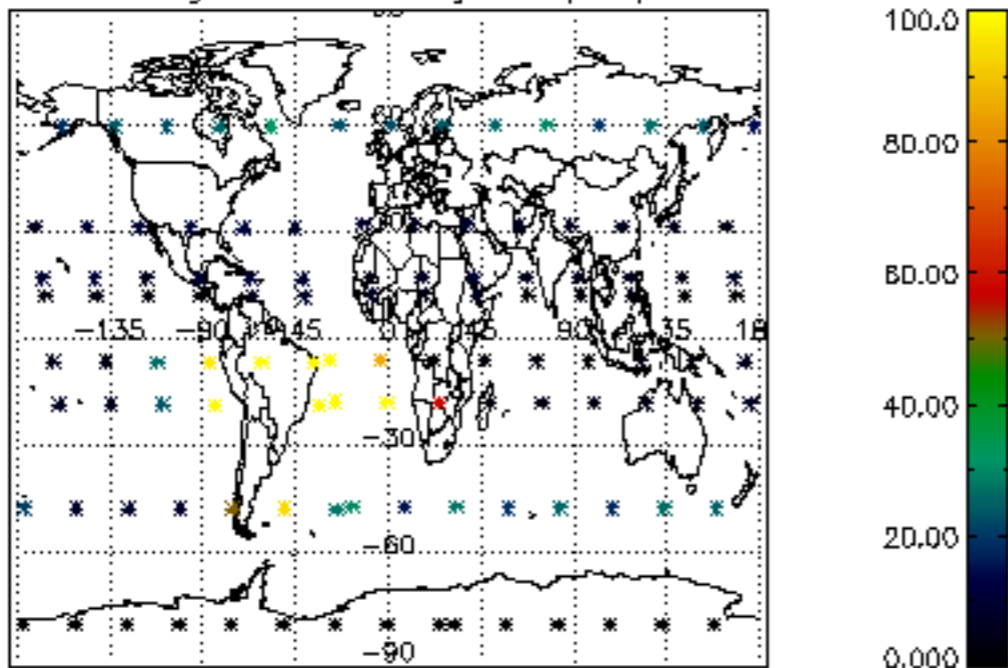
Percentage of flagged data per NO3 profile



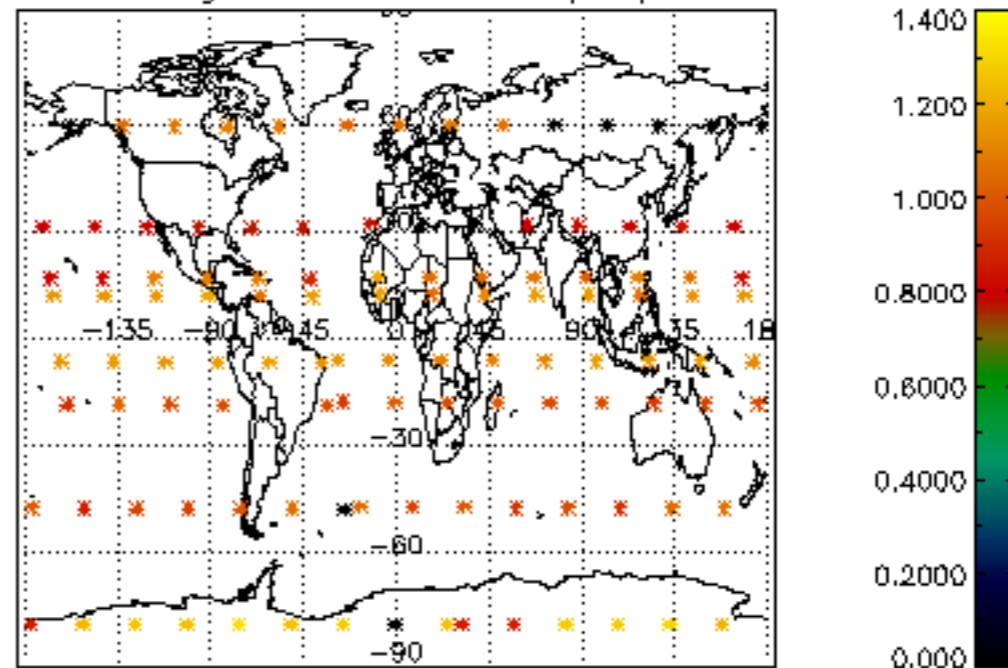




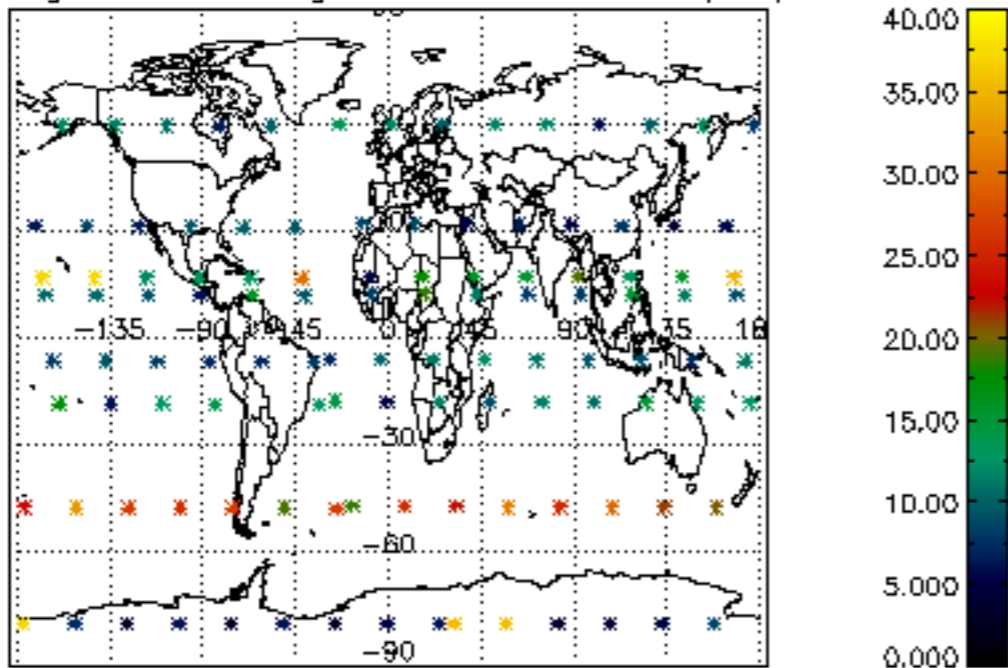
Percentage of cosmic ray hits per profile



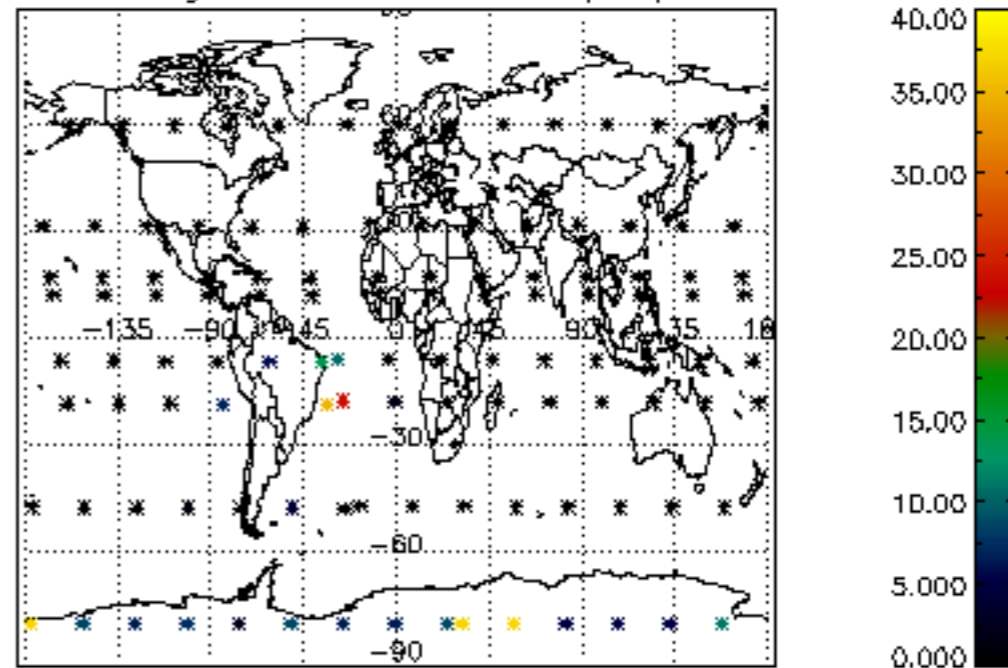
Percentage of datation errors per profile



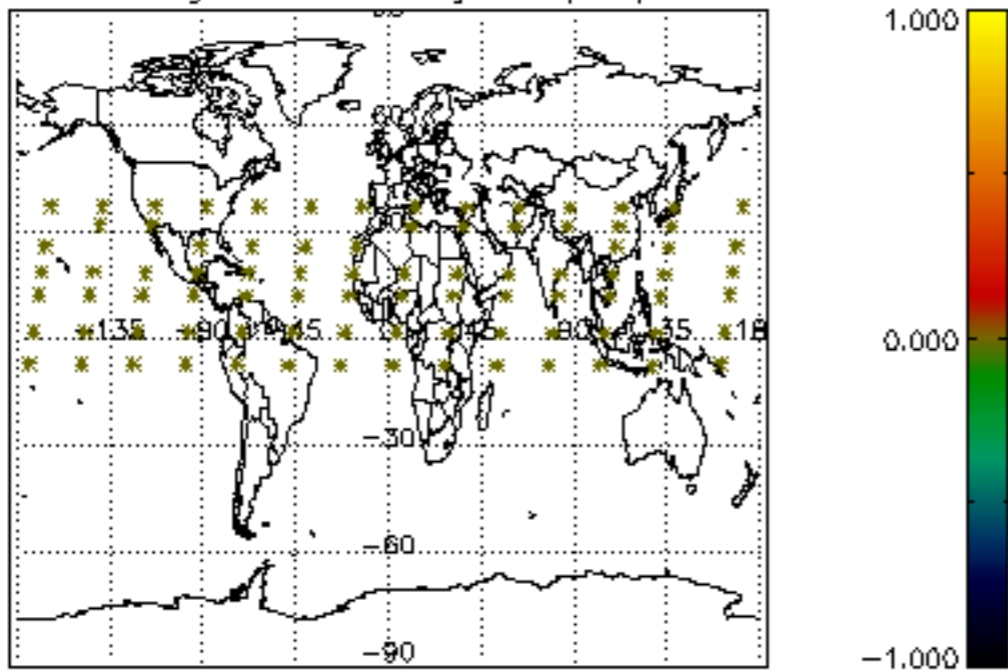
Percentage of star falling outside central band per profile



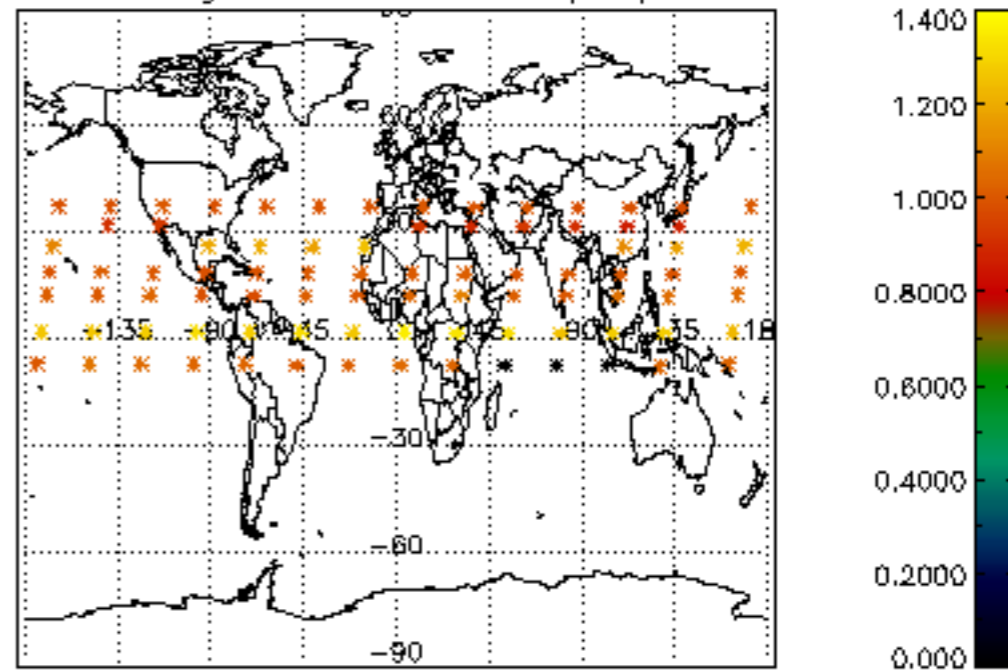
Percentage of saturation errors per profile



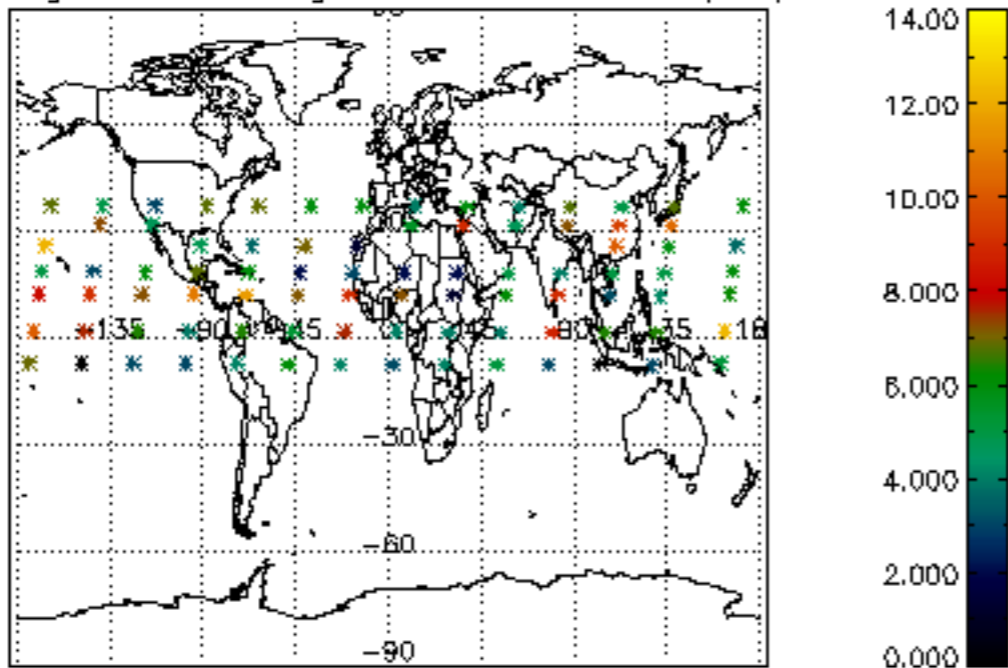
Percentage of cosmic ray hits per profile



Percentage of datation errors per profile



Percentage of star falling outside central band per profile



Percentage of saturation errors per profile

