

# GOMOS Level 2 Daily Report

## SUMMARY

### [1. General Info](#)

### [2. Summary of processed GOM\\_NL\\_2P products](#)

### [3. Level 2 Quality information per product](#)

#### [3.1 Plot of level 2 quality information per product \(time dependant\)](#)

#### [3.2 Plot of level 2 quality information per product \(world map\)](#)

### [4. Level 1 Quality information per product \(stored on level 2 products\)](#)

#### [4.1 Plot of level 1 quality information per product \(time dependant\)](#)

##### [4.1.1 Plot of level 1 quality information per product \(time dependant\): ASCENDING](#)

##### [4.1.2 Plot of level 1 quality information per product \(time dependant\): DESCENDING](#)

#### [4.2 Plot of level 1 quality information per product \(world map\)](#)

##### [4.2.1 Plot of level 1 quality information per product \(world map\): ASCENDING](#)

##### [4.2.2 Plot of level 1 quality information per product \(world map\): DESCENDING](#)

### [5. Ozone profiles based on quality statistics and other trace gas profiles](#)

#### [5.1 Ozone statistics based on quality of products](#)

#### [5.2 Plot ozone profiles for all STD \(dark without errors\)](#)

#### [5.3 Plot ozone profiles where STD < 20% \(dark without errors\)](#)

#### [5.4. Plot ozone profiles where STD < 10% \(dark without errors\)](#)

#### [5.5. Plot ozone profiles where STD < 5% \(dark without errors\)](#)

#### [5.6 Plot NO2 profiles for all STD \(dark without errors\)](#)

#### [5.7 Plot NO3 profiles for all STD \(dark without errors\)](#)

#### [5.8 Plot H2O profiles \(only for occultations of stars 1,2,3,4,13,14,16,26,63 dark without errors\) for all STD](#)

### [6. Auxiliary Data Files used for the production reported in section 2](#)

This report presents the daily analysis on parameters extracted from GOMOS level 2 data (GOM\_NL\_\_2P). It is intended to monitor some important parameters that will impact the quality of these products. A list of level 2 products (and content) that have arrived during the reporting day to the PCF is also given.

| Item                      | Value                           |
|---------------------------|---------------------------------|
| Time of report generation | 29APR2013 15:48:02              |
| Data source version       | GOMOS/6.01                      |
| Start time of products    | 09-10-2010 (09OCT2010 00:00:00) |
| Stop time of products     | 10-10-2010 (10OCT2010 00:00:00) |
| Store outputs in DB       | Yes                             |
| Nb of level 2 prods       | 196                             |
| Nb of prods with errors   | 0                               |

## 2. Summary of processed GOM\_NL\_\_2P products.

| Nr | Filename   | UTC Start time       | Limb       | Duration | Star Id | Star Name | Star Mag | Star Temp | Nb Meas | Orbit | Prod. error |
|----|--|----------------------|------------|----------|---------|-----------|----------|-----------|---------|-------|-------------|
| 1  | GOM_NL__2PRFIN20101009_000209_000000642093_00360_45003_6701.N1 | 09-OCT-2010 00:02:09 | Dark       | 63.500   | 108     | Alp Col   | 2.6520   | 15200.    | 127     | 45003 | No          |
| 2  | GOM_NL__2PRFIN20101009_001044_000000502093_00360_45003_6702.N1 | 09-OCT-2010 00:10:44 | Straylight | 49.500   | 157     | The1Eri   | 2.9060   | 9300.0    | 99      | 45003 | No          |
| 3  | GOM_NL__2PRFIN20101009_003433_000000522093_00360_45003_6703.N1 | 09-OCT-2010 00:34:33 | Bright     | 52.000   | 105     | 6Bet Ari  | 2.6450   | 8900.0    | 104     | 45003 | No          |
| 4  | GOM_NL__2PRFIN20101009_003730_000000452093_00360_45003_6704.N1 | 09-OCT-2010 00:37:30 | Bright     | 44.500   | 53      | 43Bet And | 2.0480   | 3300.0    | 89      | 45003 | No          |
| 5  | GOM_NL__2PRFIN20101009_003952_000000522093_00360_45003_6705.N1 | 09-OCT-2010 00:39:52 | Bright     | 52.000   | 173     | 4Bet Tri  | 3.0040   | 8900.0    | 104     | 45003 | No          |
| 6  | GOM_NL__2PRFIN20101009_004244_000000362093_00360_45003_6706.N1 | 09-OCT-2010 00:42:44 | Bright     | 36.000   | 68      | 18Alp Cas | 2.2250   | 4500.0    | 72      | 45003 | No          |
| 7  | GOM_NL__2PRFIN20101009_004409_000000362093_00360_45003_6707.N1 | 09-OCT-2010 00:44:09 | Bright     | 35.500   | 76      | 27Gam Cas | 2.3000   | 30000.    | 71      | 45003 | No          |
| 8  | GOM_NL__2PRFIN20101009_004701_000000512093_00360_45003_6708.N1 | 09-OCT-2010 00:47:01 | Bright     | 51.000   | 160     | 23Gam Per | 2.9300   | 4700.0    | 102     | 45003 | No          |
| 9  | GOM_NL__2PRFIN20101009_011106_000000392093_00360_45003_6709.N1 | 09-OCT-2010 01:11:06 | Bright     | 39.000   | 166     | 17Eps Leo | 2.9800   | 6000.0    | 78      | 45003 | No          |
| 10 | GOM_NL__2PRFIN20101009_012107_000000502093_00360_45003_6710.N1 | 09-OCT-2010 01:21:07 | Twilight   | 50.000   | 48      | 30Alp Hya | 1.9770   | 4100.0    | 100     | 45003 | No          |
| 11 | GOM_NL__2PRFIN20101009_013233_000000452093_00360_45003_6711.N1 | 09-OCT-2010 01:32:33 | Dark       | 44.500   | 70      | Zet Pup   | 2.2460   | 39000.    | 89      | 45003 | No          |
| 12 | GOM_NL__2PRFIN20101009_013745_000000422093_00361_45004_6714.N1 | 09-OCT-2010 01:37:45 | Dark       | 41.500   | 161     | Tau Pup   | 2.9310   | 4500.0    | 83      | 45004 | No          |
| 13 | GOM_NL__2PRFIN20101009_013908_000000562093_00361_45004_6715.N1 | 09-OCT-2010 01:39:08 | Dark       | 55.500   | 2       | Alp Car   | -0.73600 | 7000.0    | 111     | 45004 | No          |
| 14 | GOM_NL__2PRFIN20101009_014247_000000612093_00361_45004_6716.N1 | 09-OCT-2010 01:42:47 | Dark       | 61.000   | 108     | Alp Col   | 2.6520   | 15200.    | 122     | 45004 | No          |
| 15 | GOM_NL__2PRFIN20101009_015120_000000462093_00361_45004_6717.N1 | 09-OCT-2010 01:51:20 | Straylight | 46.000   | 157     | The1Eri   | 2.9060   | 9300.0    | 92      | 45004 | No          |
| 16 | GOM_NL__2PRFIN20101009_021508_000000532093_00361_45004_6718.N1 | 09-OCT-2010 02:15:08 | Bright     | 52.500   | 105     | 6Bet Ari  | 2.6450   | 8900.0    | 105     | 45004 | No          |
| 17 | GOM_NL__2PRFIN20101009_021805_000000442093_00361_45004_6719.N1 | 09-OCT-2010 02:18:05 | Bright     | 44.000   | 53      | 43Bet And | 2.0480   | 3300.0    | 88      | 45004 | No          |
| 18 | GOM_NL__2PRFIN20101009_022027_000000522093_00361_45004_6720.N1 | 09-OCT-2010 02:20:27 | Bright     | 51.500   | 173     | 4Bet Tri  | 3.0040   | 8900.0    | 103     | 45004 | No          |
| 19 | GOM_NL__2PRFIN20101009_022320_000000372093_00361_45004_6721.N1 | 09-OCT-2010 02:23:20 | Bright     | 37.000   | 68      | 18Alp Cas | 2.2250   | 4500.0    | 74      | 45004 | No          |
| 20 | GOM_NL__2PRFIN20101009_022444_000000372093_00361_45004_6722.N1 | 09-OCT-2010 02:24:44 | Bright     | 36.500   | 76      | 27Gam Cas | 2.3000   | 30000.    | 73      | 45004 | No          |
| 21 | GOM_NL__2PRFIN20101009_022737_000000462093_00361_45004_6723.N1 | 09-OCT-2010 02:27:37 | Bright     | 45.500   | 160     | 23Gam Per | 2.9300   | 4700.0    | 91      | 45004 | No          |
| 22 | GOM_NL__2PRFIN20101009_025142_000000372093_00361_45004_6724.N1 | 09-OCT-2010 02:51:42 | Bright     | 37.000   | 166     | 17Eps Leo | 2.9800   | 6000.0    | 74      | 45004 | No          |
| 23 | GOM_NL__2PRFIN20101009_030144_000000482093_00361_45004_6725.N1 | 09-OCT-2010 03:01:44 | Twilight   | 48.000   | 48      | 30Alp Hya | 1.9770   | 4100.0    | 96      | 45004 | No          |
| 24 | GOM_NL__2PRFIN20101009_030942_000000482093_00361_45004_6726.N1 | 09-OCT-2010 03:09:42 | Dark       | 48.000   | 132     | 15Rho Pup | 2.8030   | 6900.0    | 96      | 45004 | No          |
| 25 | GOM_NL__2PRFIN20101009_031310_000000412093_00361_45004_6727.N1 | 09-OCT-2010 03:13:10 | Dark       | 41.000   | 70      | Zet Pup   | 2.2460   | 39000.    | 82      | 45004 | No          |
| 26 | GOM_NL__2PRFIN20101009_031822_000000442093_00362_45005_6724.N1 | 09-OCT-2010 03:18:22 | Dark       | 43.500   | 161     | Tau Pup   | 2.9310   | 4500.0    | 87      | 45005 | No          |
| 27 | GOM_NL__2PRFIN20101009_031945_000000462093_00362_45005_6725.N1 | 09-OCT-2010 03:19:45 | Dark       | 46.000   | 2       | Alp Car   | -0.73600 | 7000.0    | 92      | 45005 | No          |
| 28 | GOM_NL__2PRFIN20101009_032324_000000642093_00362_45005_6726.N1 | 09-OCT-2010 03:23:24 | Dark       | 63.500   | 108     | Alp Col   | 2.6520   | 15200.    | 127     | 45005 | No          |
| 29 | GOM_NL__2PRFIN20101009_033157_000000452093_00362_45005_6727.N1 | 09-OCT-2010 03:31:57 | Straylight | 44.500   | 157     | The1Eri   | 2.9060   | 9300.0    | 89      | 45005 | No          |
| 30 | GOM_NL__2PRFIN20101009_035543_000000532093_00362_45005_6728.N1 | 09-OCT-2010 03:55:43 | Bright     | 52.500   | 105     | 6Bet Ari  | 2.6450   | 8900.0    | 105     | 45005 | No          |
| 31 | GOM_NL__2PRFIN20101009_035841_000000452093_00362_45005_6729.N1 | 09-OCT-2010 03:58:41 | Bright     | 45.000   | 53      | 43Bet And | 2.0480   | 3300.0    | 90      | 45005 | No          |
| 32 | GOM_NL__2PRFIN20101009_040102_000000532093_00362_45005_6730.N1 | 09-OCT-2010 04:01:02 | Bright     | 53.000   | 173     | 4Bet Tri  | 3.0040   | 8900.0    | 106     | 45005 | No          |
| 33 | GOM_NL__2PRFIN20101009_040356_000000392093_00362_45005_6731.N1 | 09-OCT-2010 04:03:56 | Bright     | 38.500   | 68      | 18Alp Cas | 2.2250   | 4500.0    | 77      | 45005 | No          |
| 34 | GOM_NL__2PRFIN20101009_040520_000000392093_00362_45005_6732.N1 | 09-OCT-2010 04:05:20 | Bright     | 39.000   | 76      | 27Gam Cas | 2.3000   | 30000.    | 78      | 45005 | No          |
| 35 | GOM_NL__2PRFIN20101009_040812_000000482093_00362_45005_6733.N1 | 09-OCT-2010 04:08:12 | Bright     | 48.000   | 160     | 23Gam Per | 2.9300   | 4700.0    | 96      | 45005 | No          |
| 36 | GOM_NL__2PRFIN20101009_043218_000000452093_00362_45005_6734.N1 | 09-OCT-2010 04:32:18 | Bright     | 45.000   | 166     | 17Eps Leo | 2.9800   | 6000.0    | 90      | 45005 | No          |
| 37 | GOM_NL__2PRFIN20101009_044220_000000472093_00362_45005_6735.N1 | 09-OCT-2010 04:42:20 | Twilight   | 46.500   | 48      | 30Alp Hya | 1.9770   | 4100.0    | 93      | 45005 | No          |
| 38 | GOM_NL__2PRFIN20101009_045019_000000492093_00362_45005_6736.N1 | 09-OCT-2010 04:50:19 | Dark       | 49.000   | 132     | 15Rho Pup | 2.8030   | 6900.0    | 98      | 45005 | No          |
| 39 | GOM_NL__2PRFIN20101009_045347_000000442093_00362_45005_6737.N1 | 09-OCT-2010 04:53:47 | Dark       | 43.500   | 70      | Zet Pup   | 2.2460   | 39000.    | 87      | 45005 | No          |
| 40 | GOM_NL__2PRFIN20101009_045858_000000432093_00363_45006_6735.N1 | 09-OCT-2010 04:58:58 | Dark       | 43.000   | 161     | Tau Pup   | 2.9310   | 4500.0    | 86      | 45006 | No          |
| 41 | GOM_NL__2PRFIN20101009_050022_000000582093_00363_45006_6736.N1 | 09-OCT-2010 05:00:22 | Dark       | 58.000   | 2       | Alp Car   | -0.73600 | 7000.0    | 116     | 45006 | No          |
| 42 | GOM_NL__2PRFIN20101009_050402_000000602093_00363_45006_6737.N1 | 09-OCT-2010 05:04:02 | Dark       | 60.000   | 108     | Alp Col   | 2.6520   | 15200.    | 120     | 45006 | No          |

|     |  |                      |            |        |     |           |          |        |     |       |    |
|-----|--|----------------------|------------|--------|-----|-----------|----------|--------|-----|-------|----|
| 43  | GOM_NL__2PRFIN20101009_051234_000000482093_00363_45006_6738.N1 | 09-OCT-2010 05:12:34 | Straylight | 47.500 | 157 | The1Eri   | 2.9060   | 9300.0 | 95  | 45006 | No |
| 44  | GOM_NL__2PRFIN20101009_053618_000000542093_00363_45006_6739.N1 | 09-OCT-2010 05:36:18 | Bright     | 53.500 | 105 | 6Bet Ari  | 2.6450   | 8900.0 | 107 | 45006 | No |
| 45  | GOM_NL__2PRFIN20101009_053917_000000452093_00363_45006_6740.N1 | 09-OCT-2010 05:39:17 | Bright     | 44.500 | 53  | 43Bet And | 2.0480   | 3300.0 | 89  | 45006 | No |
| 46  | GOM_NL__2PRFIN20101009_054137_000000522093_00363_45006_6741.N1 | 09-OCT-2010 05:41:37 | Bright     | 51.500 | 173 | 4Bet Tri  | 3.0040   | 8900.0 | 103 | 45006 | No |
| 47  | GOM_NL__2PRFIN20101009_054431_000000412093_00363_45006_6742.N1 | 09-OCT-2010 05:44:31 | Bright     | 40.500 | 68  | 18Alp Cas | 2.2250   | 4500.0 | 81  | 45006 | No |
| 48  | GOM_NL__2PRFIN20101009_054555_000000382093_00363_45006_6743.N1 | 09-OCT-2010 05:45:55 | Bright     | 37.500 | 76  | 27Gam Cas | 2.3000   | 30000. | 75  | 45006 | No |
| 49  | GOM_NL__2PRFIN20101009_054847_000000492093_00363_45006_6744.N1 | 09-OCT-2010 05:48:47 | Bright     | 49.000 | 160 | 23Gam Per | 2.9300   | 4700.0 | 98  | 45006 | No |
| 50  | GOM_NL__2PRFIN20101009_061254_000000392093_00363_45006_6745.N1 | 09-OCT-2010 06:12:54 | Bright     | 39.000 | 166 | 17Eps Leo | 2.9800   | 6000.0 | 78  | 45006 | No |
| 51  | GOM_NL__2PRFIN20101009_062257_000000522093_00363_45006_6746.N1 | 09-OCT-2010 06:22:57 | Twilight   | 52.000 | 48  | 30Alp Hya | 1.9770   | 4100.0 | 104 | 45006 | No |
| 52  | GOM_NL__2PRFIN20101009_063056_000000512093_00363_45006_6747.N1 | 09-OCT-2010 06:30:56 | Dark       | 50.500 | 132 | 15Rho Pup | 2.8030   | 6900.0 | 101 | 45006 | No |
| 53  | GOM_NL__2PRFIN20101009_063424_000000462093_00363_45006_6748.N1 | 09-OCT-2010 06:34:24 | Dark       | 45.500 | 70  | Zet Pup   | 2.2460   | 39000. | 91  | 45006 | No |
| 54  | GOM_NL__2PRFIN20101009_063935_000000432093_00364_45007_6746.N1 | 09-OCT-2010 06:39:35 | Dark       | 43.000 | 161 | Tau Pup   | 2.9310   | 4500.0 | 86  | 45007 | No |
| 55  | GOM_NL__2PRFIN20101009_064058_000000612093_00364_45007_6747.N1 | 09-OCT-2010 06:40:58 | Dark       | 61.000 | 2   | Alp Car   | -0.73600 | 7000.0 | 122 | 45007 | No |
| 56  | GOM_NL__2PRFIN20101009_064439_000000622093_00364_45007_6748.N1 | 09-OCT-2010 06:44:39 | Dark       | 62.000 | 108 | Alp Col   | 2.6520   | 15200. | 124 | 45007 | No |
| 57  | GOM_NL__2PRFIN20101009_065310_000000482093_00364_45007_6749.N1 | 09-OCT-2010 06:53:10 | Straylight | 47.500 | 157 | The1Eri   | 2.9060   | 9300.0 | 95  | 45007 | No |
| 58  | GOM_NL__2PRFIN20101009_071653_000000552093_00364_45007_6750.N1 | 09-OCT-2010 07:16:53 | Bright     | 54.500 | 105 | 6Bet Ari  | 2.6450   | 8900.0 | 109 | 45007 | No |
| 59  | GOM_NL__2PRFIN20101009_071952_000000422093_00364_45007_6751.N1 | 09-OCT-2010 07:19:52 | Bright     | 41.500 | 53  | 43Bet And | 2.0480   | 3300.0 | 83  | 45007 | No |
| 60  | GOM_NL__2PRFIN20101009_072212_000000582093_00364_45007_6752.N1 | 09-OCT-2010 07:22:12 | Bright     | 58.000 | 173 | 4Bet Tri  | 3.0040   | 8900.0 | 116 | 45007 | No |
| 61  | GOM_NL__2PRFIN20101009_072507_000000392093_00364_45007_6753.N1 | 09-OCT-2010 07:25:07 | Bright     | 39.000 | 68  | 18Alp Cas | 2.2250   | 4500.0 | 78  | 45007 | No |
| 62  | GOM_NL__2PRFIN20101009_072631_000000382093_00364_45007_6754.N1 | 09-OCT-2010 07:26:31 | Bright     | 38.000 | 76  | 27Gam Cas | 2.3000   | 30000. | 76  | 45007 | No |
| 63  | GOM_NL__2PRFIN20101009_072922_000000492093_00364_45007_6755.N1 | 09-OCT-2010 07:29:22 | Bright     | 48.500 | 160 | 23Gam Per | 2.9300   | 4700.0 | 97  | 45007 | No |
| 64  | GOM_NL__2PRFIN20101009_075330_000000372093_00364_45007_6756.N1 | 09-OCT-2010 07:53:30 | Bright     | 36.500 | 166 | 17Eps Leo | 2.9800   | 6000.0 | 73  | 45007 | No |
| 65  | GOM_NL__2PRFIN20101009_080333_000000532093_00364_45007_6757.N1 | 09-OCT-2010 08:03:33 | Twilight   | 53.000 | 48  | 30Alp Hya | 1.9770   | 4100.0 | 106 | 45007 | No |
| 66  | GOM_NL__2PRFIN20101009_081134_000000492093_00364_45007_6758.N1 | 09-OCT-2010 08:11:34 | Dark       | 49.000 | 132 | 15Rho Pup | 2.8030   | 6900.0 | 98  | 45007 | No |
| 67  | GOM_NL__2PRFIN20101009_081500_000000452093_00364_45007_6759.N1 | 09-OCT-2010 08:15:00 | Dark       | 44.500 | 70  | Zet Pup   | 2.2460   | 39000. | 89  | 45007 | No |
| 68  | GOM_NL__2PRFIN20101009_082012_000000422093_00365_45008_6757.N1 | 09-OCT-2010 08:20:12 | Dark       | 42.000 | 161 | Tau Pup   | 2.9310   | 4500.0 | 84  | 45008 | No |
| 69  | GOM_NL__2PRFIN20101009_082135_000000612093_00365_45008_6758.N1 | 09-OCT-2010 08:21:35 | Dark       | 61.000 | 2   | Alp Car   | -0.73600 | 7000.0 | 122 | 45008 | No |
| 70  | GOM_NL__2PRFIN20101009_082517_000000592093_00365_45008_6759.N1 | 09-OCT-2010 08:25:17 | Dark       | 59.000 | 108 | Alp Col   | 2.6520   | 15200. | 118 | 45008 | No |
| 71  | GOM_NL__2PRFIN20101009_083347_000000482093_00365_45008_6760.N1 | 09-OCT-2010 08:33:47 | Straylight | 47.500 | 157 | The1Eri   | 2.9060   | 9300.0 | 95  | 45008 | No |
| 72  | GOM_NL__2PRFIN20101009_085728_000000532093_00365_45008_6761.N1 | 09-OCT-2010 08:57:28 | Bright     | 53.000 | 105 | 6Bet Ari  | 2.6450   | 8900.0 | 106 | 45008 | No |
| 73  | GOM_NL__2PRFIN20101009_090028_000000472093_00365_45008_6762.N1 | 09-OCT-2010 09:00:28 | Bright     | 46.500 | 53  | 43Bet And | 2.0480   | 3300.0 | 93  | 45008 | No |
| 74  | GOM_NL__2PRFIN20101009_090247_000000512093_00365_45008_6763.N1 | 09-OCT-2010 09:02:47 | Bright     | 51.000 | 173 | 4Bet Tri  | 3.0040   | 8900.0 | 102 | 45008 | No |
| 75  | GOM_NL__2PRFIN20101009_090543_000000372093_00365_45008_6764.N1 | 09-OCT-2010 09:05:43 | Bright     | 37.000 | 68  | 18Alp Cas | 2.2250   | 4500.0 | 74  | 45008 | No |
| 76  | GOM_NL__2PRFIN20101009_090707_000000392093_00365_45008_6765.N1 | 09-OCT-2010 09:07:07 | Bright     | 39.000 | 76  | 27Gam Cas | 2.3000   | 30000. | 78  | 45008 | No |
| 77  | GOM_NL__2PRFIN20101009_090957_000000512093_00365_45008_6766.N1 | 09-OCT-2010 09:09:57 | Bright     | 51.000 | 160 | 23Gam Per | 2.9300   | 4700.0 | 102 | 45008 | No |
| 78  | GOM_NL__2PRFIN20101009_093406_000000372093_00365_45008_6767.N1 | 09-OCT-2010 09:34:06 | Bright     | 37.000 | 166 | 17Eps Leo | 2.9800   | 6000.0 | 74  | 45008 | No |
| 79  | GOM_NL__2PRFIN20101009_094410_000000482093_00365_45008_6768.N1 | 09-OCT-2010 09:44:10 | Twilight   | 47.500 | 48  | 30Alp Hya | 1.9770   | 4100.0 | 95  | 45008 | No |
| 80  | GOM_NL__2PRFIN20101009_095210_000000492093_00365_45008_6769.N1 | 09-OCT-2010 09:52:10 | Dark       | 49.000 | 132 | 15Rho Pup | 2.8030   | 6900.0 | 98  | 45008 | No |
| 81  | GOM_NL__2PRFIN20101009_095537_000000452093_00365_45008_6770.N1 | 09-OCT-2010 09:55:37 | Dark       | 44.500 | 70  | Zet Pup   | 2.2460   | 39000. | 89  | 45008 | No |
| 82  | GOM_NL__2PRFIN20101009_100048_000000432093_00366_45009_6798.N1 | 09-OCT-2010 10:00:48 | Dark       | 42.500 | 161 | Tau Pup   | 2.9310   | 4500.0 | 85  | 45009 | No |
| 83  | GOM_NL__2PRFIN20101009_100212_000000602093_00366_45009_6799.N1 | 09-OCT-2010 10:02:12 | Dark       | 59.500 | 2   | Alp Car   | -0.73600 | 7000.0 | 119 | 45009 | No |
| 84  | GOM_NL__2PRFIN20101009_100554_000000642093_00366_45009_6800.N1 | 09-OCT-2010 10:05:54 | Dark       | 63.500 | 108 | Alp Col   | 2.6520   | 15200. | 127 | 45009 | No |
| 85  | GOM_NL__2PRFIN20101009_101423_000000472093_00366_45009_6801.N1 | 09-OCT-2010 10:14:23 | Straylight | 47.000 | 157 | The1Eri   | 2.9060   | 9300.0 | 94  | 45009 | No |
| 86  | GOM_NL__2PRFIN20101009_103803_000000532093_00366_45009_6802.N1 | 09-OCT-2010 10:38:03 | Bright     | 52.500 | 105 | 6Bet Ari  | 2.6450   | 8900.0 | 105 | 45009 | No |
| 87  | GOM_NL__2PRFIN20101009_104103_000000462093_00366_45009_6803.N1 | 09-OCT-2010 10:41:03 | Bright     | 45.500 | 53  | 43Bet And | 2.0480   | 3300.0 | 91  | 45009 | No |
| 88  | GOM_NL__2PRFIN20101009_104322_000000532093_00366_45009_6804.N1 | 09-OCT-2010 10:43:22 | Bright     | 52.500 | 173 | 4Bet Tri  | 3.0040   | 8900.0 | 105 | 45009 | No |
| 89  | GOM_NL__2PRFIN20101009_104618_000000402093_00366_45009_6805.N1 | 09-OCT-2010 10:46:18 | Bright     | 39.500 | 68  | 18Alp Cas | 2.2250   | 4500.0 | 79  | 45009 | No |
| 90  | GOM_NL__2PRFIN20101009_104742_000000402093_00366_45009_6806.N1 | 09-OCT-2010 10:47:42 | Bright     | 39.500 | 76  | 27Gam Cas | 2.3000   | 30000. | 79  | 45009 | No |
| 91  | GOM_NL__2PRFIN20101009_105032_000000472093_00366_45009_6807.N1 | 09-OCT-2010 10:50:32 | Bright     | 46.500 | 160 | 23Gam Per | 2.9300   | 4700.0 | 93  | 45009 | No |
| 92  | GOM_NL__2PRFIN20101009_111442_000000392093_00366_45009_6808.N1 | 09-OCT-2010 11:14:42 | Bright     | 39.000 | 166 | 17Eps Leo | 2.9800   | 6000.0 | 78  | 45009 | No |
| 93  | GOM_NL__2PRFIN20101009_112446_000000522093_00366_45009_6809.N1 | 09-OCT-2010 11:24:46 | Twilight   | 51.500 | 48  | 30Alp Hya | 1.9770   | 4100.0 | 103 | 45009 | No |
| 94  | GOM_NL__2PRFIN20101009_113247_000000522093_00366_45009_6810.N1 | 09-OCT-2010 11:32:47 | Dark       | 52.000 | 132 | 15Rho Pup | 2.8030   | 6900.0 | 104 | 45009 | No |
| 95  | GOM_NL__2PRFIN20101009_113614_000000452093_00366_45009_6811.N1 | 09-OCT-2010 11:36:14 | Dark       | 44.500 | 70  | Zet Pup   | 2.2460   | 39000. | 89  | 45009 | No |
| 96  | GOM_NL__2PRFIN20101009_114125_000000442093_00367_45010_6826.N1 | 09-OCT-2010 11:41:25 | Dark       | 43.500 | 161 | Tau Pup   | 2.9310   | 4500.0 | 87  | 45010 | No |
| 97  | GOM_NL__2PRFIN20101009_114249_000000462093_00367_45010_6827.N1 | 09-OCT-2010 11:42:49 | Dark       | 45.500 | 2   | Alp Car   | -0.73600 | 7000.0 | 91  | 45010 | No |
| 98  | GOM_NL__2PRFIN20101009_114631_000000642093_00367_45010_6828.N1 | 09-OCT-2010 11:46:31 | Dark       | 64.000 | 108 | Alp Col   | 2.6520   | 15200. | 128 | 45010 | No |
| 99  | GOM_NL__2PRFIN20101009_115500_000000482093_00367_45010_6829.N1 | 09-OCT-2010 11:55:00 | Straylight | 48.000 | 157 | The1Eri   | 2.9060   | 9300.0 | 96  | 45010 | No |
| 100 | GOM_NL__2PRFIN20101009_121838_000000532093_00367_45010_6830.N1 | 09-OCT-2010 12:18:38 | Bright     | 52.500 | 105 | 6Bet Ari  | 2.6450   | 8900.0 | 105 | 45010 | No |
| 101 | GOM_NL__2PRFIN20101009_122139_000000462093_00367_45010_6831.N1 | 09-OCT-2010 12:21:39 | Bright     | 46.000 | 53  | 43Bet And | 2.0480   | 3300.0 | 92  | 45010 | No |

|     |  |                      |            |        |     |           |          |        |     |       |    |
|-----|--|----------------------|------------|--------|-----|-----------|----------|--------|-----|-------|----|
| 102 | GOM_NL__2PRFIN20101009_122357_000000492093_00367_45010_6832.N1 | 09-OCT-2010 12:23:57 | Bright     | 49.000 | 173 | 4Bet Tri  | 3.0040   | 8900.0 | 98  | 45010 | No |
| 103 | GOM_NL__2PRFIN20101009_122654_000000412093_00367_45010_6833.N1 | 09-OCT-2010 12:26:54 | Bright     | 40.500 | 68  | 18Alp Cas | 2.2250   | 4500.0 | 81  | 45010 | No |
| 104 | GOM_NL__2PRFIN20101009_122818_000000382093_00367_45010_6834.N1 | 09-OCT-2010 12:28:18 | Bright     | 38.000 | 76  | 27Gam Cas | 2.3000   | 30000. | 76  | 45010 | No |
| 105 | GOM_NL__2PRFIN20101009_123107_000000512093_00367_45010_6835.N1 | 09-OCT-2010 12:31:07 | Bright     | 50.500 | 160 | 23Gam Per | 2.9300   | 4700.0 | 101 | 45010 | No |
| 106 | GOM_NL__2PRFIN20101009_125518_000000382093_00367_45010_6836.N1 | 09-OCT-2010 12:55:18 | Bright     | 38.000 | 166 | 17Eps Leo | 2.9800   | 6000.0 | 76  | 45010 | No |
| 107 | GOM_NL__2PRFIN20101009_130523_000000502093_00367_45010_6837.N1 | 09-OCT-2010 13:05:23 | Twilight   | 49.500 | 48  | 30Alp Hya | 1.9770   | 4100.0 | 99  | 45010 | No |
| 108 | GOM_NL__2PRFIN20101009_131324_000000492093_00367_45010_6838.N1 | 09-OCT-2010 13:13:24 | Dark       | 48.500 | 132 | 15Rho Pup | 2.8030   | 6900.0 | 97  | 45010 | No |
| 109 | GOM_NL__2PRFIN20101009_131651_000000462093_00367_45010_6839.N1 | 09-OCT-2010 13:16:51 | Dark       | 46.000 | 70  | Zet Pup   | 2.2460   | 39000. | 92  | 45010 | No |
| 110 | GOM_NL__2PRFIN20101009_132202_000000452093_00368_45011_6854.N1 | 09-OCT-2010 13:22:02 | Dark       | 44.500 | 161 | Tau Pup   | 2.9310   | 4500.0 | 89  | 45011 | No |
| 111 | GOM_NL__2PRFIN20101009_132325_000000482093_00368_45011_6855.N1 | 09-OCT-2010 13:23:25 | Dark       | 48.000 | 2   | Alp Car   | -0.73600 | 7000.0 | 96  | 45011 | No |
| 112 | GOM_NL__2PRFIN20101009_132709_000000642093_00368_45011_6856.N1 | 09-OCT-2010 13:27:09 | Dark       | 64.000 | 108 | Alp Col   | 2.6520   | 15200. | 128 | 45011 | No |
| 113 | GOM_NL__2PRFIN20101009_133536_000000462093_00368_45011_6857.N1 | 09-OCT-2010 13:35:36 | Straylight | 46.000 | 157 | The1Eri   | 2.9060   | 9300.0 | 92  | 45011 | No |
| 114 | GOM_NL__2PRFIN20101009_135913_000000522093_00368_45011_6858.N1 | 09-OCT-2010 13:59:13 | Bright     | 52.000 | 105 | 6Bet Ari  | 2.6450   | 8900.0 | 104 | 45011 | No |
| 115 | GOM_NL__2PRFIN20101009_140214_000000442093_00368_45011_6859.N1 | 09-OCT-2010 14:02:14 | Bright     | 43.500 | 53  | 43Bet And | 2.0480   | 3300.0 | 87  | 45011 | No |
| 116 | GOM_NL__2PRFIN20101009_140432_000000532093_00368_45011_6860.N1 | 09-OCT-2010 14:04:32 | Bright     | 52.500 | 173 | 4Bet Tri  | 3.0040   | 8900.0 | 105 | 45011 | No |
| 117 | GOM_NL__2PRFIN20101009_140729_000000402093_00368_45011_6861.N1 | 09-OCT-2010 14:07:29 | Bright     | 39.500 | 68  | 18Alp Cas | 2.2250   | 4500.0 | 79  | 45011 | No |
| 118 | GOM_NL__2PRFIN20101009_140854_000000392093_00368_45011_6862.N1 | 09-OCT-2010 14:08:54 | Bright     | 39.000 | 76  | 27Gam Cas | 2.3000   | 30000. | 78  | 45011 | No |
| 119 | GOM_NL__2PRFIN20101009_141142_000000482093_00368_45011_6863.N1 | 09-OCT-2010 14:11:42 | Bright     | 47.500 | 160 | 23Gam Per | 2.9300   | 4700.0 | 95  | 45011 | No |
| 120 | GOM_NL__2PRFIN20101009_143555_000000372093_00368_45011_6864.N1 | 09-OCT-2010 14:35:55 | Bright     | 37.000 | 166 | 17Eps Leo | 2.9800   | 6000.0 | 74  | 45011 | No |
| 121 | GOM_NL__2PRFIN20101009_144559_000000502093_00368_45011_6865.N1 | 09-OCT-2010 14:45:59 | Twilight   | 49.500 | 48  | 30Alp Hya | 1.9770   | 4100.0 | 99  | 45011 | No |
| 122 | GOM_NL__2PRFIN20101009_145401_000000502093_00368_45011_6866.N1 | 09-OCT-2010 14:54:01 | Dark       | 49.500 | 132 | 15Rho Pup | 2.8030   | 6900.0 | 99  | 45011 | No |
| 123 | GOM_NL__2PRFIN20101009_145727_000000462093_00368_45011_6867.N1 | 09-OCT-2010 14:57:27 | Dark       | 46.000 | 70  | Zet Pup   | 2.2460   | 39000. | 92  | 45011 | No |
| 124 | GOM_NL__2PRFIN20101009_150239_000000442093_00369_45012_6988.N1 | 09-OCT-2010 15:02:39 | Dark       | 43.500 | 161 | Tau Pup   | 2.9310   | 4500.0 | 87  | 45012 | No |
| 125 | GOM_NL__2PRFIN20101009_150402_000000462093_00369_45012_6989.N1 | 09-OCT-2010 15:04:02 | Dark       | 45.500 | 2   | Alp Car   | -0.73600 | 7000.0 | 91  | 45012 | No |
| 126 | GOM_NL__2PRFIN20101009_150746_000000652093_00369_45012_6990.N1 | 09-OCT-2010 15:07:46 | Dark       | 65.000 | 108 | Alp Col   | 2.6520   | 15200. | 130 | 45012 | No |
| 127 | GOM_NL__2PRFIN20101009_151613_000000482093_00369_45012_6991.N1 | 09-OCT-2010 15:16:13 | Straylight | 48.000 | 157 | The1Eri   | 2.9060   | 9300.0 | 96  | 45012 | No |
| 128 | GOM_NL__2PRFIN20101009_153949_000000542093_00369_45012_6992.N1 | 09-OCT-2010 15:39:49 | Bright     | 54.000 | 105 | 6Bet Ari  | 2.6450   | 8900.0 | 108 | 45012 | No |
| 129 | GOM_NL__2PRFIN20101009_154249_000000442093_00369_45012_6993.N1 | 09-OCT-2010 15:42:49 | Bright     | 43.500 | 53  | 43Bet And | 2.0480   | 3300.0 | 87  | 45012 | No |
| 130 | GOM_NL__2PRFIN20101009_154507_000000522093_00369_45012_6994.N1 | 09-OCT-2010 15:45:07 | Bright     | 52.000 | 173 | 4Bet Tri  | 3.0040   | 8900.0 | 104 | 45012 | No |
| 131 | GOM_NL__2PRFIN20101009_154805_000000422093_00369_45012_6995.N1 | 09-OCT-2010 15:48:05 | Bright     | 41.500 | 68  | 18Alp Cas | 2.2250   | 4500.0 | 83  | 45012 | No |
| 132 | GOM_NL__2PRFIN20101009_154929_000000402093_00369_45012_6996.N1 | 09-OCT-2010 15:49:29 | Bright     | 39.500 | 76  | 27Gam Cas | 2.3000   | 30000. | 79  | 45012 | No |
| 133 | GOM_NL__2PRFIN20101009_155217_000000512093_00369_45012_6997.N1 | 09-OCT-2010 15:52:17 | Bright     | 51.000 | 160 | 23Gam Per | 2.9300   | 4700.0 | 102 | 45012 | No |
| 134 | GOM_NL__2PRFIN20101009_161631_000000572093_00369_45012_6998.N1 | 09-OCT-2010 16:16:31 | Bright     | 57.000 | 166 | 17Eps Leo | 2.9800   | 6000.0 | 114 | 45012 | No |
| 135 | GOM_NL__2PRFIN20101009_162636_000000512093_00369_45012_6999.N1 | 09-OCT-2010 16:26:36 | Twilight   | 51.000 | 48  | 30Alp Hya | 1.9770   | 4100.0 | 102 | 45012 | No |
| 136 | GOM_NL__2PRFIN20101009_163438_000000522093_00369_45012_7000.N1 | 09-OCT-2010 16:34:38 | Dark       | 51.500 | 132 | 15Rho Pup | 2.8030   | 6900.0 | 103 | 45012 | No |
| 137 | GOM_NL__2PRFIN20101009_163804_000000422093_00369_45012_7001.N1 | 09-OCT-2010 16:38:04 | Dark       | 42.000 | 70  | Zet Pup   | 2.2460   | 39000. | 84  | 45012 | No |
| 138 | GOM_NL__2PRFIN20101009_164315_000000442093_00370_45013_7023.N1 | 09-OCT-2010 16:43:15 | Dark       | 44.000 | 161 | Tau Pup   | 2.9310   | 4500.0 | 88  | 45013 | No |
| 139 | GOM_NL__2PRFIN20101009_164439_000000492093_00370_45013_7024.N1 | 09-OCT-2010 16:44:39 | Dark       | 49.000 | 2   | Alp Car   | -0.73600 | 7000.0 | 98  | 45013 | No |
| 140 | GOM_NL__2PRFIN20101009_164824_000000652093_00370_45013_7025.N1 | 09-OCT-2010 16:48:24 | Dark       | 64.500 | 108 | Alp Col   | 2.6520   | 15200. | 129 | 45013 | No |
| 141 | GOM_NL__2PRFIN20101009_165649_000000462093_00370_45013_7026.N1 | 09-OCT-2010 16:56:49 | Straylight | 45.500 | 157 | The1Eri   | 2.9060   | 9300.0 | 91  | 45013 | No |
| 142 | GOM_NL__2PRFIN20101009_172024_000000512093_00370_45013_7027.N1 | 09-OCT-2010 17:20:24 | Bright     | 51.000 | 105 | 6Bet Ari  | 2.6450   | 8900.0 | 102 | 45013 | No |
| 143 | GOM_NL__2PRFIN20101009_172325_000000412093_00370_45013_7028.N1 | 09-OCT-2010 17:23:25 | Bright     | 40.500 | 53  | 43Bet And | 2.0480   | 3300.0 | 81  | 45013 | No |
| 144 | GOM_NL__2PRFIN20101009_172542_000000532093_00370_45013_7029.N1 | 09-OCT-2010 17:25:42 | Bright     | 52.500 | 173 | 4Bet Tri  | 3.0040   | 8900.0 | 105 | 45013 | No |
| 145 | GOM_NL__2PRFIN20101009_172841_000000422093_00370_45013_7030.N1 | 09-OCT-2010 17:28:41 | Bright     | 41.500 | 68  | 18Alp Cas | 2.2250   | 4500.0 | 83  | 45013 | No |
| 146 | GOM_NL__2PRFIN20101009_173005_000000392093_00370_45013_7031.N1 | 09-OCT-2010 17:30:05 | Bright     | 38.500 | 76  | 27Gam Cas | 2.3000   | 30000. | 77  | 45013 | No |
| 147 | GOM_NL__2PRFIN20101009_173252_000000462093_00370_45013_7032.N1 | 09-OCT-2010 17:32:52 | Bright     | 46.000 | 160 | 23Gam Per | 2.9300   | 4700.0 | 92  | 45013 | No |
| 148 | GOM_NL__2PRFIN20101009_175707_000000572093_00370_45013_7033.N1 | 09-OCT-2010 17:57:07 | Bright     | 57.000 | 166 | 17Eps Leo | 2.9800   | 6000.0 | 114 | 45013 | No |
| 149 | GOM_NL__2PRFIN20101009_180712_000000512093_00370_45013_7034.N1 | 09-OCT-2010 18:07:12 | Twilight   | 51.000 | 48  | 30Alp Hya | 1.9770   | 4100.0 | 102 | 45013 | No |
| 150 | GOM_NL__2PRFIN20101009_181515_000000502093_00370_45013_7035.N1 | 09-OCT-2010 18:15:15 | Dark       | 49.500 | 132 | 15Rho Pup | 2.8030   | 6900.0 | 99  | 45013 | No |
| 151 | GOM_NL__2PRFIN20101009_181841_000000432093_00370_45013_7036.N1 | 09-OCT-2010 18:18:41 | Dark       | 42.500 | 70  | Zet Pup   | 2.2460   | 39000. | 85  | 45013 | No |
| 152 | GOM_NL__2PRFIN20101009_182352_000000482093_00371_45014_7051.N1 | 09-OCT-2010 18:23:52 | Dark       | 48.000 | 161 | Tau Pup   | 2.9310   | 4500.0 | 96  | 45014 | No |
| 153 | GOM_NL__2PRFIN20101009_182516_000000492093_00371_45014_7052.N1 | 09-OCT-2010 18:25:16 | Dark       | 49.000 | 2   | Alp Car   | -0.73600 | 7000.0 | 98  | 45014 | No |
| 154 | GOM_NL__2PRFIN20101009_182901_000000642093_00371_45014_7053.N1 | 09-OCT-2010 18:29:01 | Dark       | 63.500 | 108 | Alp Col   | 2.6520   | 15200. | 127 | 45014 | No |
| 155 | GOM_NL__2PRFIN20101009_183726_000000482093_00371_45014_7054.N1 | 09-OCT-2010 18:37:26 | Straylight | 47.500 | 157 | The1Eri   | 2.9060   | 9300.0 | 95  | 45014 | No |
| 156 | GOM_NL__2PRFIN20101009_190059_000000752093_00371_45014_7055.N1 | 09-OCT-2010 19:00:59 | Bright     | 75.000 | 105 | 6Bet Ari  | 2.6450   | 8900.0 | 150 | 45014 | No |
| 157 | GOM_NL__2PRFIN20101009_190400_000000432093_00371_45014_7056.N1 | 09-OCT-2010 19:04:00 | Bright     | 42.500 | 53  | 43Bet And | 2.0480   | 3300.0 | 85  | 45014 | No |
| 158 | GOM_NL__2PRFIN20101009_190617_000000522093_00371_45014_7057.N1 | 09-OCT-2010 19:06:17 | Bright     | 51.500 | 173 | 4Bet Tri  | 3.0040   | 8900.0 | 103 | 45014 | No |
| 159 | GOM_NL__2PRFIN20101009_190759_000000502093_00371_45014_7058.N1 | 09-OCT-2010 19:07:59 | Bright     | 50.000 | 73  | 57Gam1And | 2.2600   | 13100. | 100 | 45014 | No |
| 160 | GOM_NL__2PRFIN20101009_191041_000000392093_00371_45014_7059.N1 | 09-OCT-2010 19:10:41 | Bright     | 39.000 | 76  | 27Gam Cas | 2.3000   | 30000. | 78  | 45014 | No |

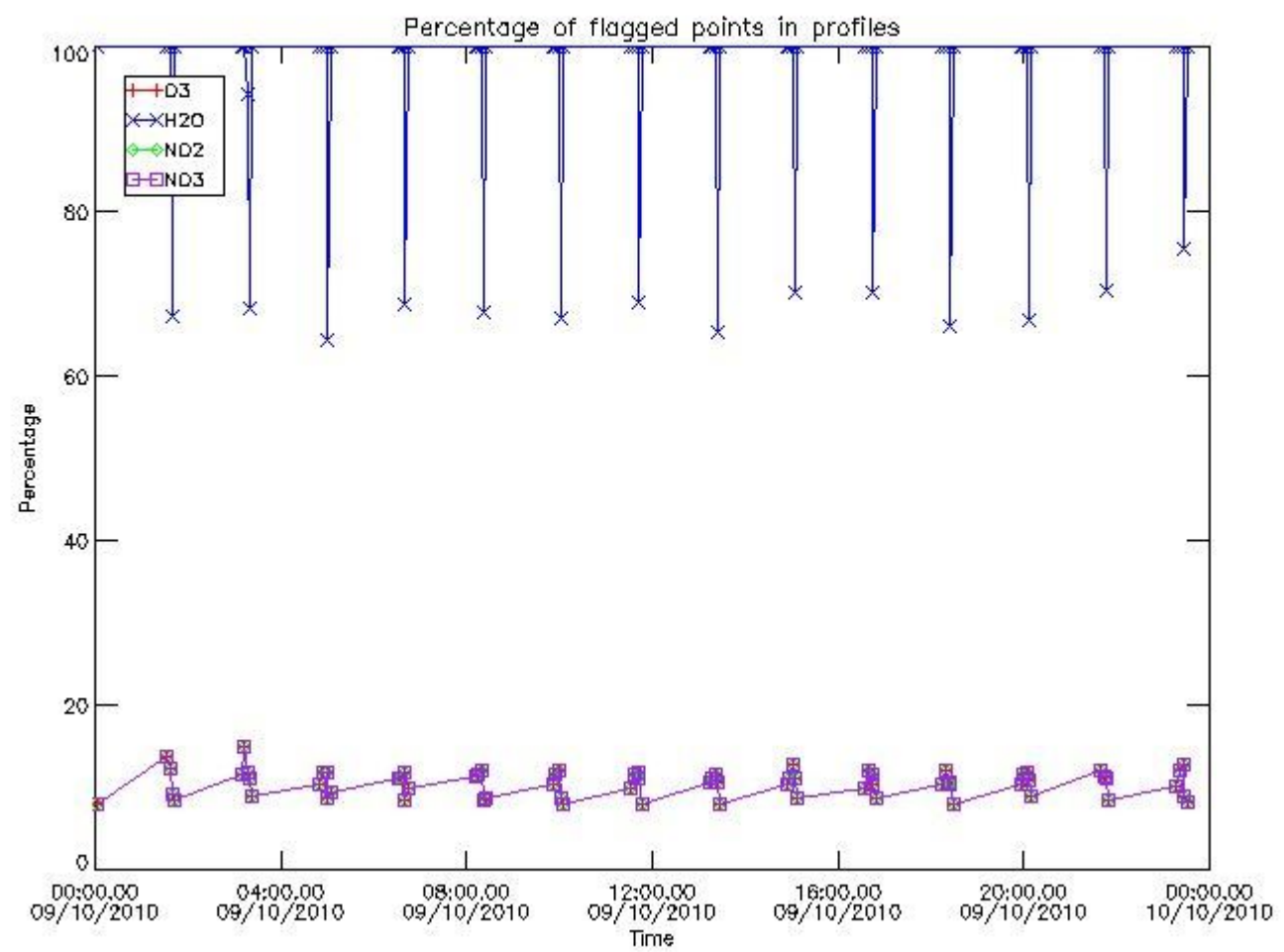


|     |  |                      |            |        |     |           |          |        |     |       |    |
|-----|--|----------------------|------------|--------|-----|-----------|----------|--------|-----|-------|----|
| 161 | GOM_NL__2PRFIN20101009_191327_000000472093_00371_45014_7060.N1 | 09-OCT-2010 19:13:27 | Bright     | 46.500 | 160 | 23Gam Per | 2.9300   | 4700.0 | 93  | 45014 | No |
| 162 | GOM_NL__2PRFIN20101009_193743_000000422093_00371_45014_7061.N1 | 09-OCT-2010 19:37:43 | Bright     | 42.000 | 166 | 17Eps Leo | 2.9800   | 6000.0 | 84  | 45014 | No |
| 163 | GOM_NL__2PRFIN20101009_194749_000000492093_00371_45014_7062.N1 | 09-OCT-2010 19:47:49 | Twilight   | 49.000 | 48  | 30Alp Hya | 1.9770   | 4100.0 | 98  | 45014 | No |
| 164 | GOM_NL__2PRFIN20101009_195552_000000502093_00371_45014_7063.N1 | 09-OCT-2010 19:55:52 | Dark       | 49.500 | 132 | 15Rho Pup | 2.8030   | 6900.0 | 99  | 45014 | No |
| 165 | GOM_NL__2PRFIN20101009_195918_000000442093_00371_45014_7064.N1 | 09-OCT-2010 19:59:18 | Dark       | 44.000 | 70  | Zet Pup   | 2.2460   | 39000. | 88  | 45014 | No |
| 166 | GOM_NL__2PRFIN20101009_200429_000000442093_00372_45015_7078.N1 | 09-OCT-2010 20:04:29 | Dark       | 43.500 | 161 | Tau Pup   | 2.9310   | 4500.0 | 87  | 45015 | No |
| 167 | GOM_NL__2PRFIN20101009_200552_000000472093_00372_45015_7079.N1 | 09-OCT-2010 20:05:52 | Dark       | 47.000 | 2   | Alp Car   | -0.73600 | 7000.0 | 94  | 45015 | No |
| 168 | GOM_NL__2PRFIN20101009_200939_000000632093_00372_45015_7080.N1 | 09-OCT-2010 20:09:39 | Dark       | 62.500 | 108 | Alp Col   | 2.6520   | 15200. | 125 | 45015 | No |
| 169 | GOM_NL__2PRFIN20101009_201802_000000472093_00372_45015_7081.N1 | 09-OCT-2010 20:18:02 | Straylight | 47.000 | 157 | The1Eri   | 2.9060   | 9300.0 | 94  | 45015 | No |
| 170 | GOM_NL__2PRFIN20101009_204134_000000512093_00372_45015_7082.N1 | 09-OCT-2010 20:41:34 | Bright     | 51.000 | 105 | 6Bet Ari  | 2.6450   | 8900.0 | 102 | 45015 | No |
| 171 | GOM_NL__2PRFIN20101009_204436_000000422093_00372_45015_7083.N1 | 09-OCT-2010 20:44:36 | Bright     | 42.000 | 53  | 43Bet And | 2.0480   | 3300.0 | 84  | 45015 | No |
| 172 | GOM_NL__2PRFIN20101009_204652_000000502093_00372_45015_7084.N1 | 09-OCT-2010 20:46:52 | Bright     | 49.500 | 173 | 4Bet Tri  | 3.0040   | 8900.0 | 99  | 45015 | No |
| 173 | GOM_NL__2PRFIN20101009_204834_000000512093_00372_45015_7085.N1 | 09-OCT-2010 20:48:34 | Bright     | 51.000 | 73  | 57Gam1And | 2.2600   | 13100. | 102 | 45015 | No |
| 174 | GOM_NL__2PRFIN20101009_205116_000000392093_00372_45015_7086.N1 | 09-OCT-2010 20:51:16 | Bright     | 39.000 | 76  | 27Gam Cas | 2.3000   | 30000. | 78  | 45015 | No |
| 175 | GOM_NL__2PRFIN20101009_205402_000000472093_00372_45015_7087.N1 | 09-OCT-2010 20:54:02 | Bright     | 46.500 | 160 | 23Gam Per | 2.9300   | 4700.0 | 93  | 45015 | No |
| 176 | GOM_NL__2PRFIN20101009_211819_000000412093_00372_45015_7088.N1 | 09-OCT-2010 21:18:19 | Bright     | 40.500 | 166 | 17Eps Leo | 2.9800   | 6000.0 | 81  | 45015 | No |
| 177 | GOM_NL__2PRFIN20101009_212825_000000522093_00372_45015_7089.N1 | 09-OCT-2010 21:28:25 | Twilight   | 51.500 | 48  | 30Alp Hya | 1.9770   | 4100.0 | 103 | 45015 | No |
| 178 | GOM_NL__2PRFIN20101009_213954_000000422093_00372_45015_7090.N1 | 09-OCT-2010 21:39:54 | Dark       | 42.000 | 70  | Zet Pup   | 2.2460   | 39000. | 84  | 45015 | No |
| 179 | GOM_NL__2PRFIN20101009_214506_000000452093_00373_45016_7112.N1 | 09-OCT-2010 21:45:06 | Dark       | 45.000 | 161 | Tau Pup   | 2.9310   | 4500.0 | 90  | 45016 | No |
| 180 | GOM_NL__2PRFIN20101009_214629_000000462093_00373_45016_7113.N1 | 09-OCT-2010 21:46:29 | Dark       | 46.000 | 2   | Alp Car   | -0.73600 | 7000.0 | 92  | 45016 | No |
| 181 | GOM_NL__2PRFIN20101009_215016_000000612093_00373_45016_7114.N1 | 09-OCT-2010 21:50:16 | Dark       | 60.500 | 108 | Alp Col   | 2.6520   | 15200. | 121 | 45016 | No |
| 182 | GOM_NL__2PRFIN20101009_215839_000000482093_00373_45016_7115.N1 | 09-OCT-2010 21:58:39 | Straylight | 48.000 | 157 | The1Eri   | 2.9060   | 9300.0 | 96  | 45016 | No |
| 183 | GOM_NL__2PRFIN20101009_222209_000000512093_00373_45016_7116.N1 | 09-OCT-2010 22:22:09 | Bright     | 50.500 | 105 | 6Bet Ari  | 2.6450   | 8900.0 | 101 | 45016 | No |
| 184 | GOM_NL__2PRFIN20101009_222511_000000422093_00373_45016_7117.N1 | 09-OCT-2010 22:25:11 | Bright     | 42.000 | 53  | 43Bet And | 2.0480   | 3300.0 | 84  | 45016 | No |
| 185 | GOM_NL__2PRFIN20101009_222727_000000522093_00373_45016_7118.N1 | 09-OCT-2010 22:27:27 | Bright     | 52.000 | 173 | 4Bet Tri  | 3.0040   | 8900.0 | 104 | 45016 | No |
| 186 | GOM_NL__2PRFIN20101009_222909_000000492093_00373_45016_7119.N1 | 09-OCT-2010 22:29:09 | Bright     | 49.000 | 73  | 57Gam1And | 2.2600   | 13100. | 98  | 45016 | No |
| 187 | GOM_NL__2PRFIN20101009_223152_000000392093_00373_45016_7120.N1 | 09-OCT-2010 22:31:52 | Bright     | 38.500 | 76  | 27Gam Cas | 2.3000   | 30000. | 77  | 45016 | No |
| 188 | GOM_NL__2PRFIN20101009_223437_000000482093_00373_45016_7121.N1 | 09-OCT-2010 22:34:37 | Bright     | 48.000 | 160 | 23Gam Per | 2.9300   | 4700.0 | 96  | 45016 | No |
| 189 | GOM_NL__2PRFIN20101009_225855_000000402093_00373_45016_7122.N1 | 09-OCT-2010 22:58:55 | Bright     | 39.500 | 166 | 17Eps Leo | 2.9800   | 6000.0 | 79  | 45016 | No |
| 190 | GOM_NL__2PRFIN20101009_230901_000000522093_00373_45016_7123.N1 | 09-OCT-2010 23:09:01 | Twilight   | 52.000 | 48  | 30Alp Hya | 1.9770   | 4100.0 | 104 | 45016 | No |
| 191 | GOM_NL__2PRFIN20101009_231706_000000512093_00373_45016_7124.N1 | 09-OCT-2010 23:17:06 | Dark       | 50.500 | 132 | 15Rho Pup | 2.8030   | 6900.0 | 101 | 45016 | No |
| 192 | GOM_NL__2PRFIN20101009_232031_000000432093_00373_45016_7125.N1 | 09-OCT-2010 23:20:31 | Dark       | 42.500 | 70  | Zet Pup   | 2.2460   | 39000. | 85  | 45016 | No |
| 193 | GOM_NL__2PRFIN20101009_232542_000000442093_00374_45017_7124.N1 | 09-OCT-2010 23:25:42 | Dark       | 43.500 | 161 | Tau Pup   | 2.9310   | 4500.0 | 87  | 45017 | No |
| 194 | GOM_NL__2PRFIN20101009_232705_000000582093_00374_45017_7125.N1 | 09-OCT-2010 23:27:05 | Dark       | 57.500 | 2   | Alp Car   | -0.73600 | 7000.0 | 115 | 45017 | No |
| 195 | GOM_NL__2PRFIN20101009_233054_000000632093_00374_45017_7126.N1 | 09-OCT-2010 23:30:54 | Dark       | 62.500 | 108 | Alp Col   | 2.6520   | 15200. | 125 | 45017 | No |
| 196 | GOM_NL__2PRFIN20101009_233915_000000502093_00374_45017_7127.N1 | 09-OCT-2010 23:39:15 | Straylight | 49.500 | 157 | The1Eri   | 2.9060   | 9300.0 | 99  | 45017 | No |

### 3. Quality information per product

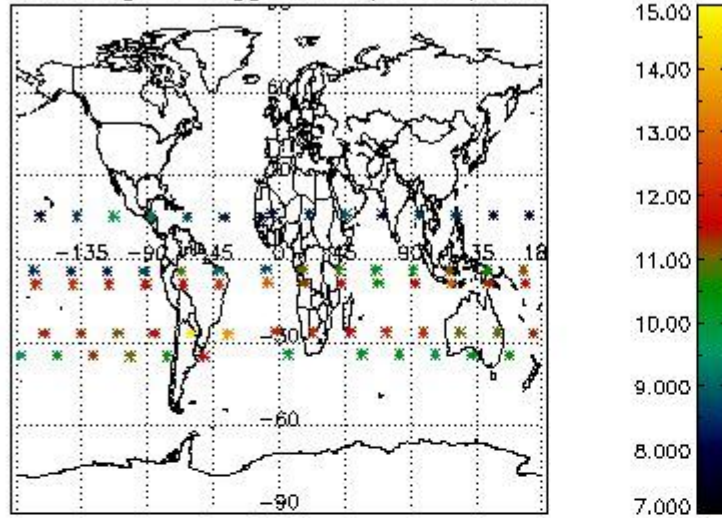
In this section it is plotted some information contained in the Quality Summary data set of the level 2 products. Only products in dark limb conditions and without errors (error flag in the MPH set to "0") are used.

#### 3.1 Plot quality information per product (time dependant)

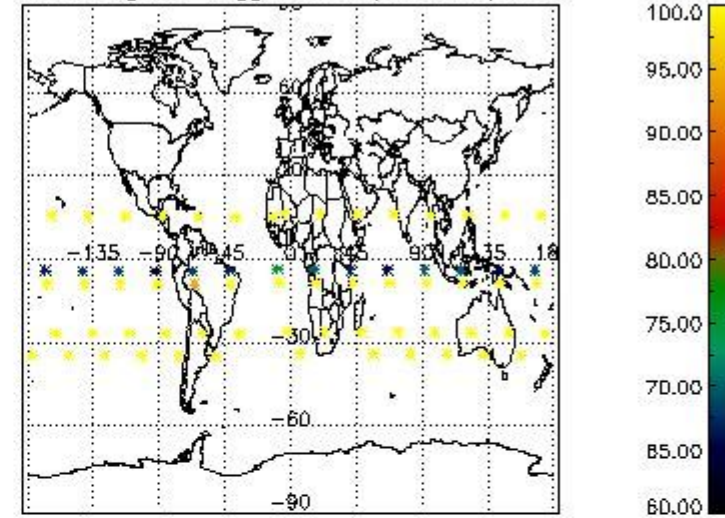


3.2 Plot quality information per product (world map)

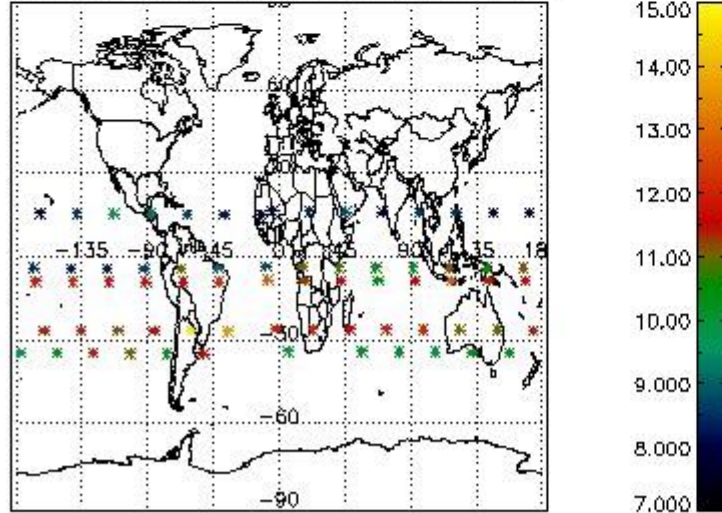
Percentage of flagged data per O3 profile



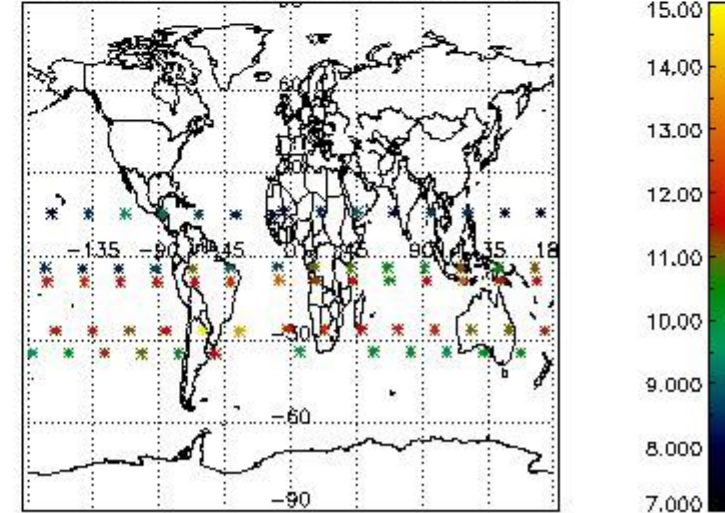
Percentage of flagged data per H2O profile



Percentage of flagged data per NO2 profile



Percentage of flagged data per NO3 profile

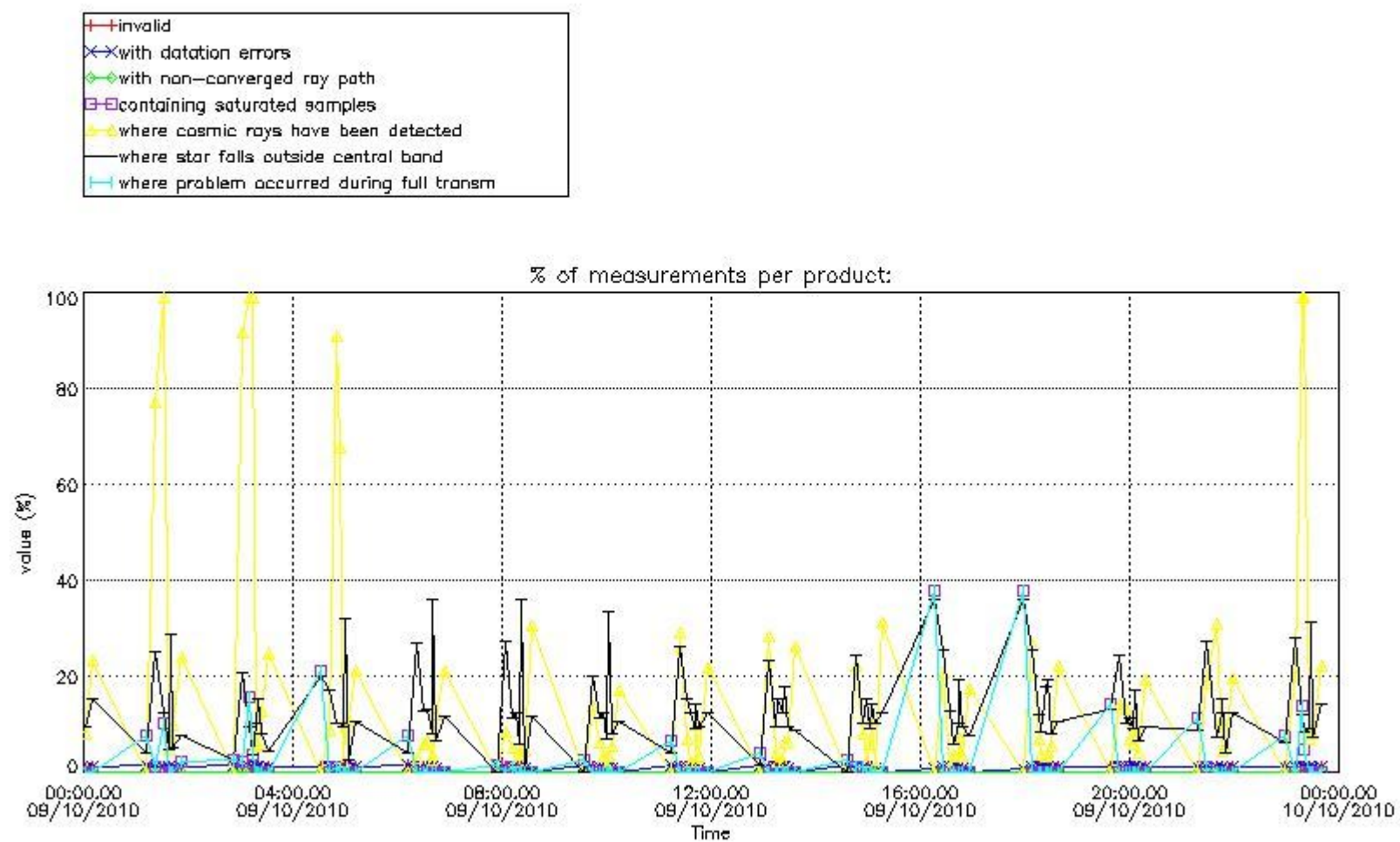


#### 4. Level 1 quality information per product

In this section it is plotted some information contained in the Quality Summary data set of the level 2 products that comes from the level 1b processing. Products without errors (error flag in the MPH set to "0") are used.

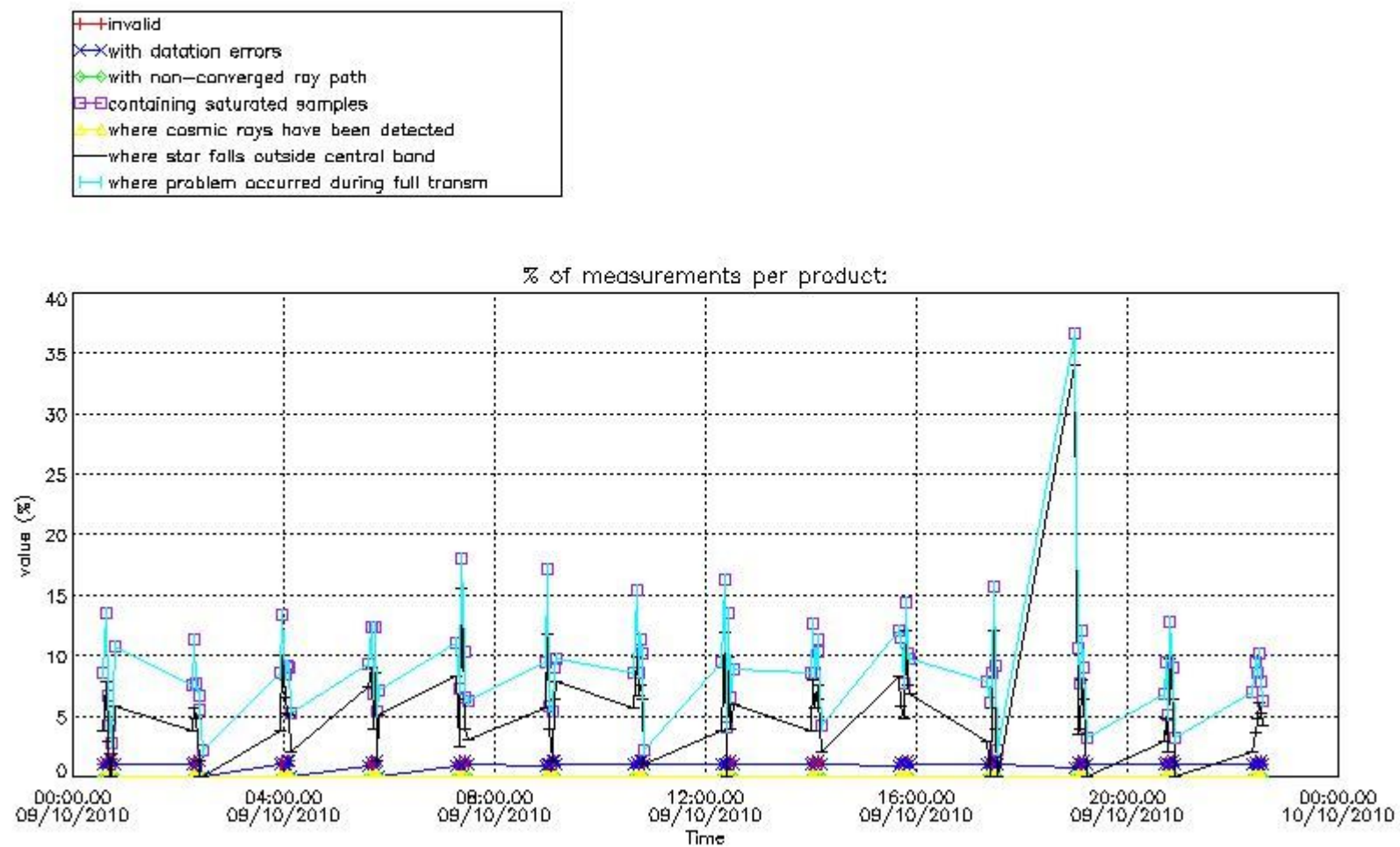
##### 4.1 Plot quality information per product (time dependant) coming from level 1b processing

##### 4.1.1 Plot level 1 quality information per product (time dependant): ENVISAT ASCENDING passes



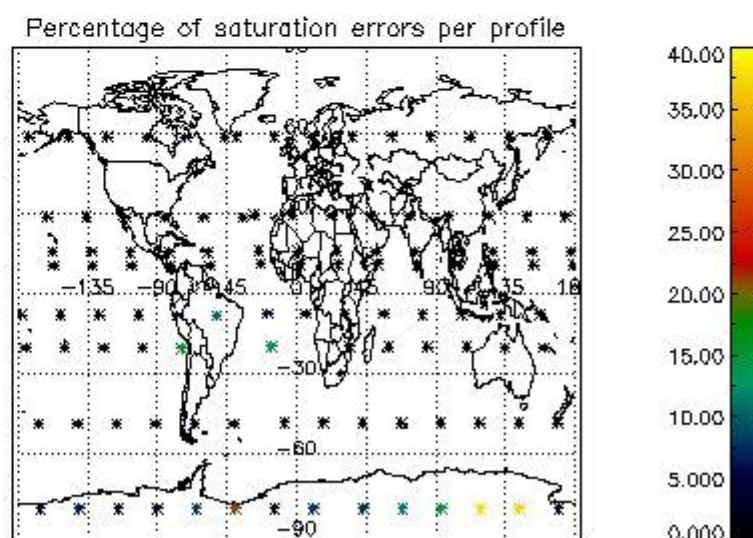
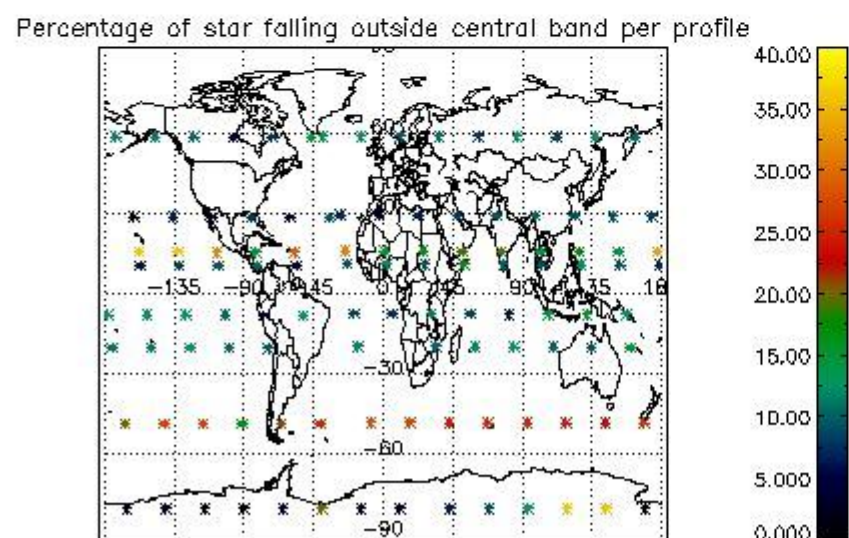
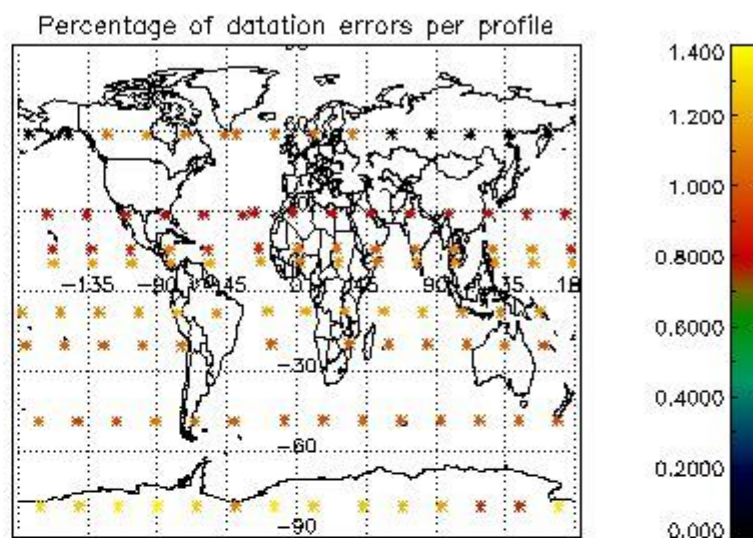
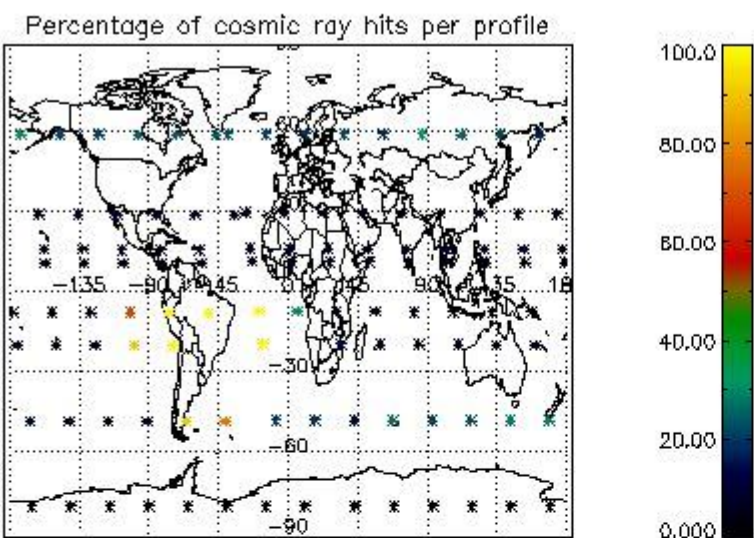
4.1.2 Plot level 1 quality information per product (time dependant): ENVI SAT DESCENDING passes





*4.2 Plot quality information per product coming from level 1b processing (world map)*

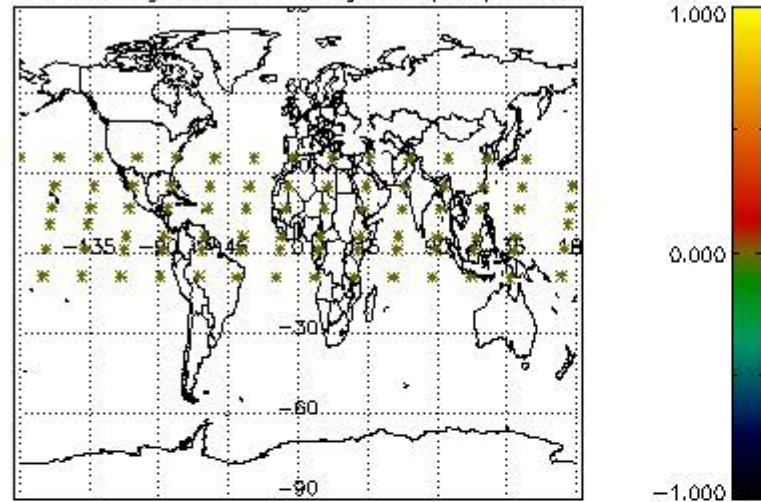
*4.2.1 Plot level 1 quality information per product (world map): ENVISAT ASCENDING passes*



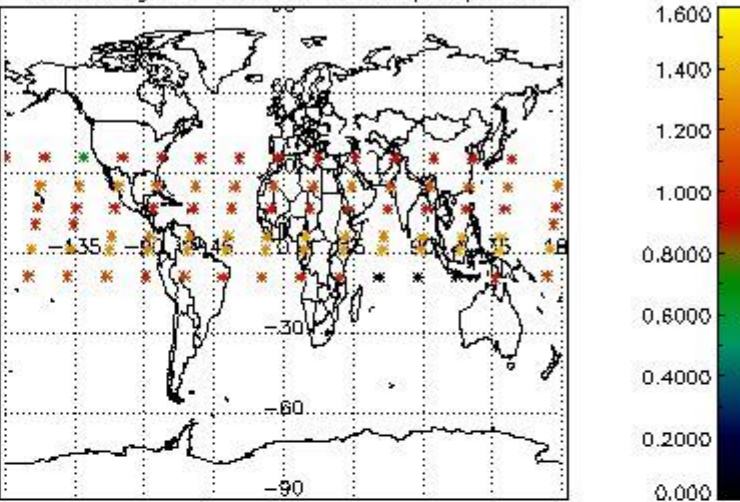
4.2.2 Plot level 1 quality information per product (world map): ENVISAT DESCENDING passes



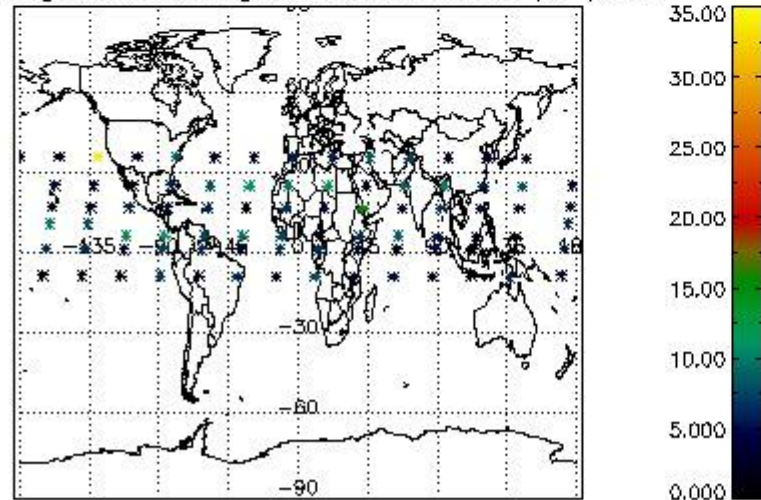
Percentage of cosmic ray hits per profile



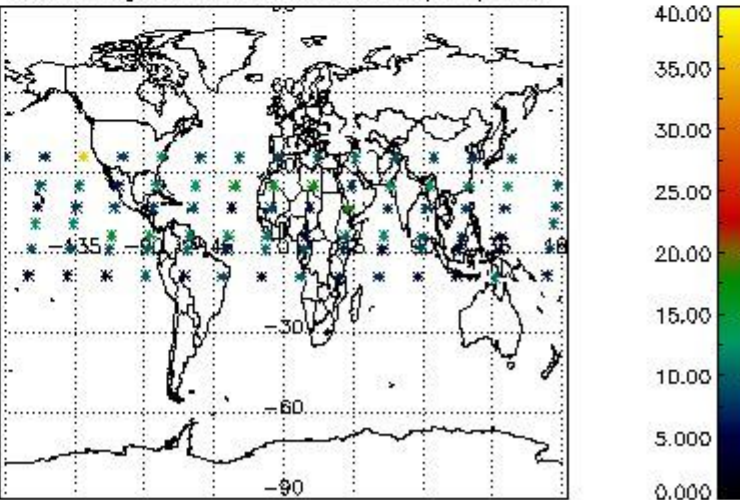
Percentage of datation errors per profile



Percentage of star falling outside central band per profile



Percentage of saturation errors per profile



## 5. Trace gas profiles

### 5.1 Ozone statistics based on quality of products

The final quality of the products can be "measured" using the STD (Standard Deviation) attached to every point profile. This information is written to the parameter GOM\_NL\_\_2P/NL\_LOCAL\_SPECIES\_DENSITY/o3\_std of the level 2 products. The table below shows the statistics for given STD ranges.

The statistics are given with respect to the overall valid production:

- Products without fatal errors: GOM\_NL\_\_2P/MPH/PRODUCT\_ERR=0
- Valid point profile: GOM\_NL\_\_2P/NL\_LOCAL\_SPECIES\_DENSITY/pcd(0)=0

The 'Criteria' is applied to valid points of dark limb products:

- Products in dark limb illumination condition: GOM\_NL\_\_2P/NL\_SUMMARY\_QUALITY/obs\_ill\_cond=0
- Products without fatal errors: GOM\_NL\_\_2P/MPH/PRODUCT\_ERR=0
- Valid point profile: GOM\_NL\_\_2P/NL\_LOCAL\_SPECIES\_DENSITY/pcd(0)=0

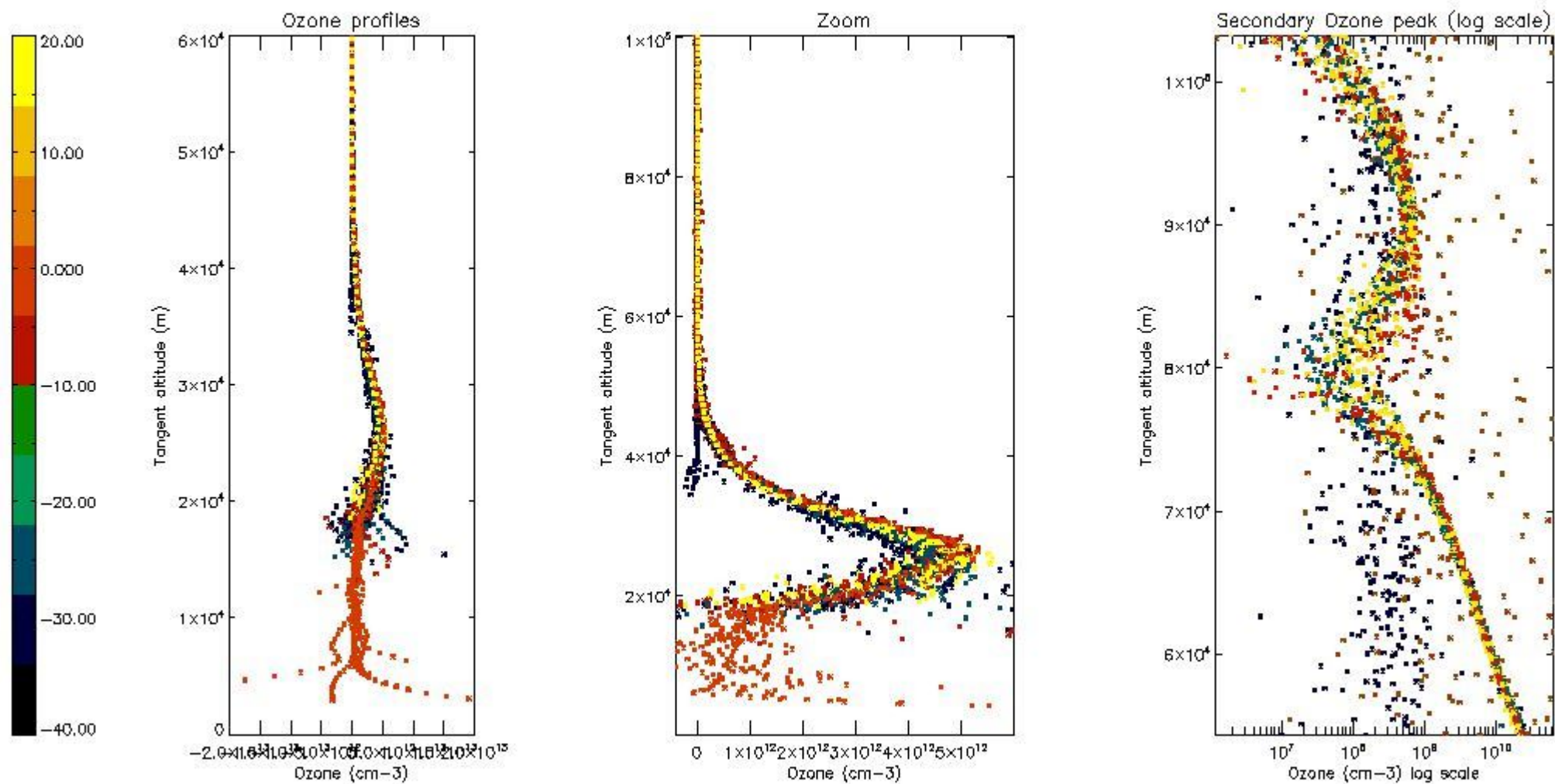
So, the table below shows the percentage of dark limb and valid observations for each criteria with respect to the overall valid daily observations.

| Criteria | % of total production |
|----------|-----------------------|
| All STD  | 38                    |
| STD < 20 | 20                    |

|          |    |
|----------|----|
| STD < 10 | 15 |
| STD < 5  | 11 |

5.2 Plot ozone profiles for all STD (dark without errors)

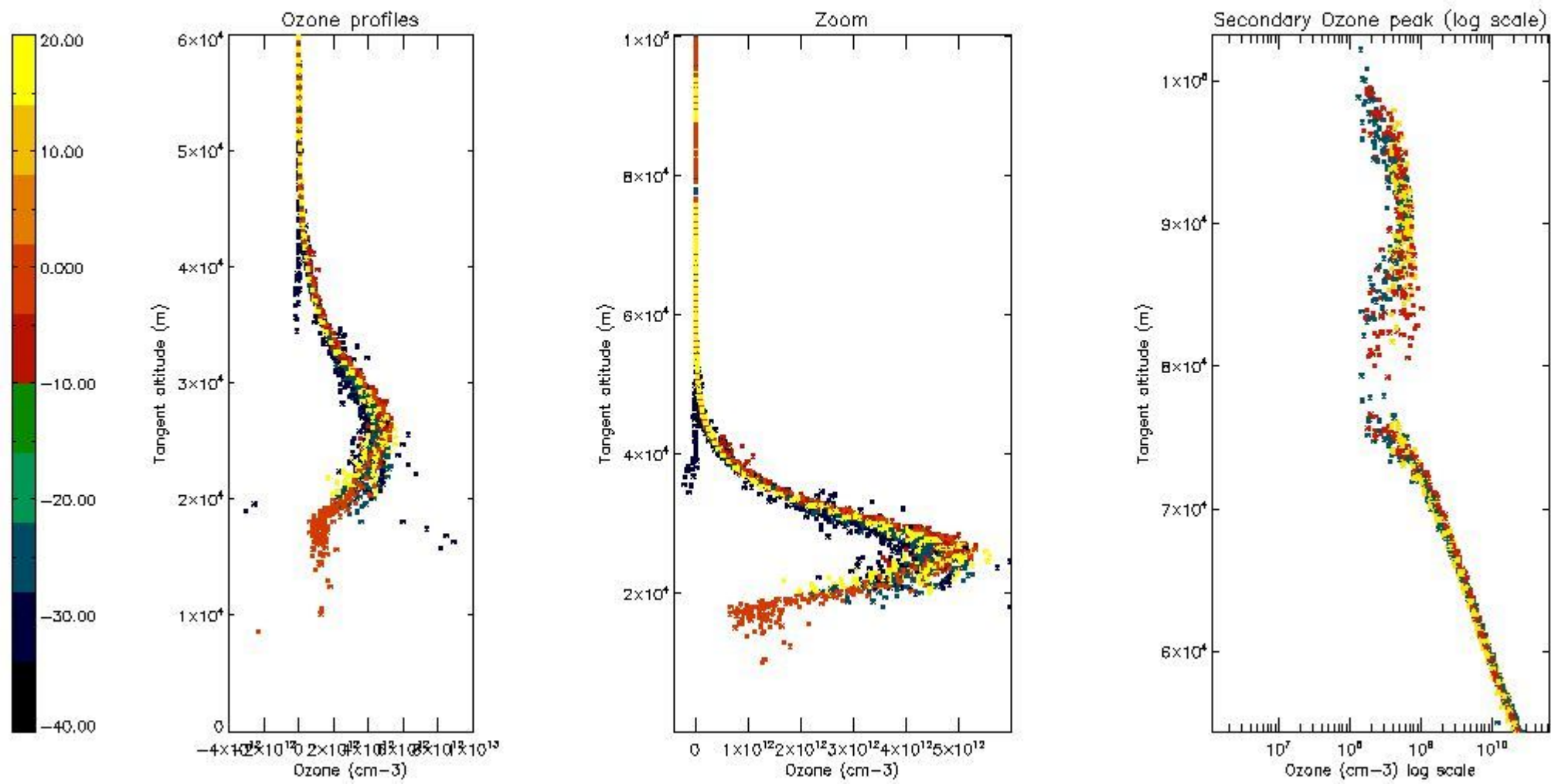
The colorbar represents the latitude.



5.3 Plot ozone profiles where STD < 20% (dark without errors)

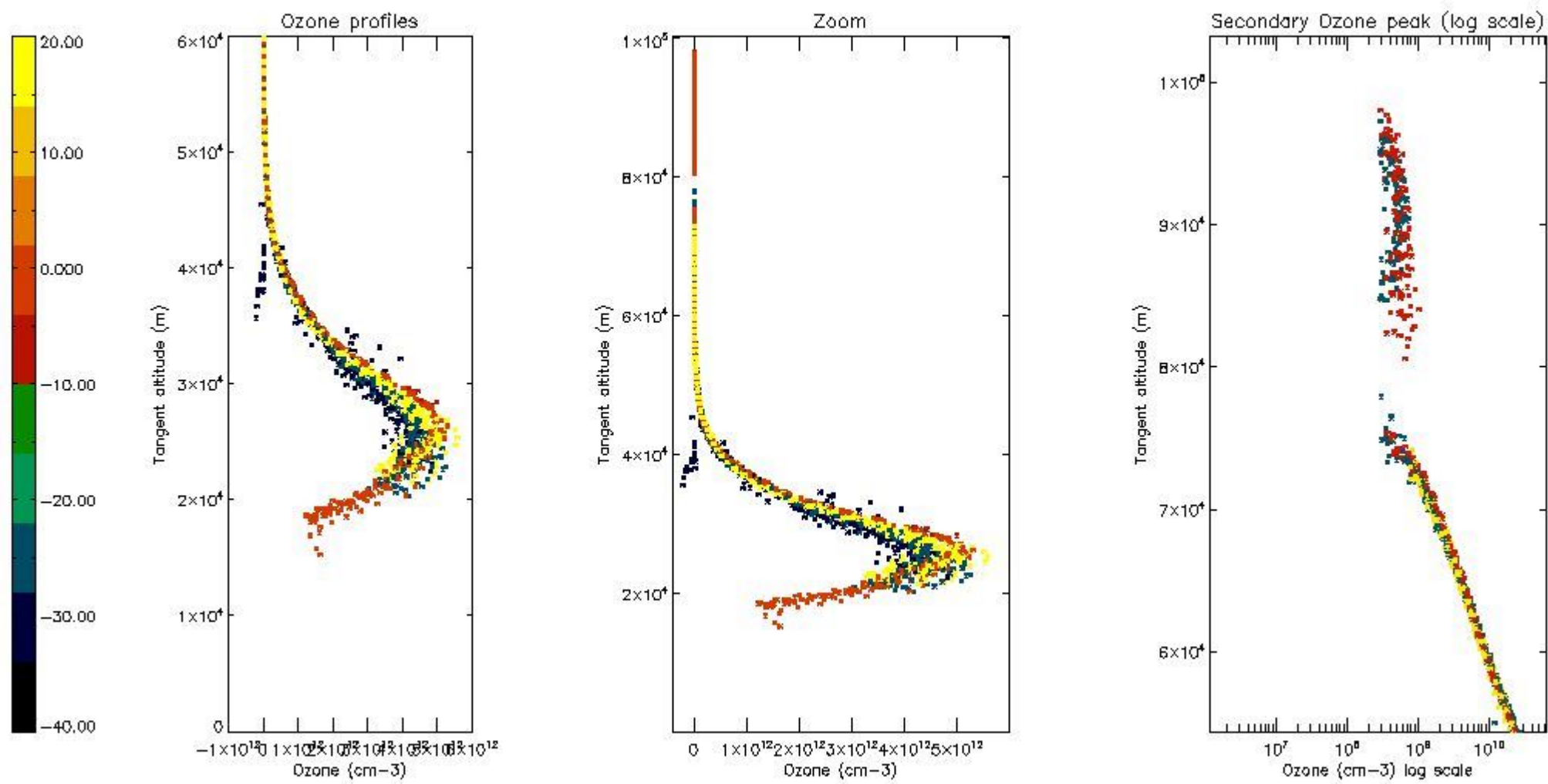
The colorbar represents the latitude.





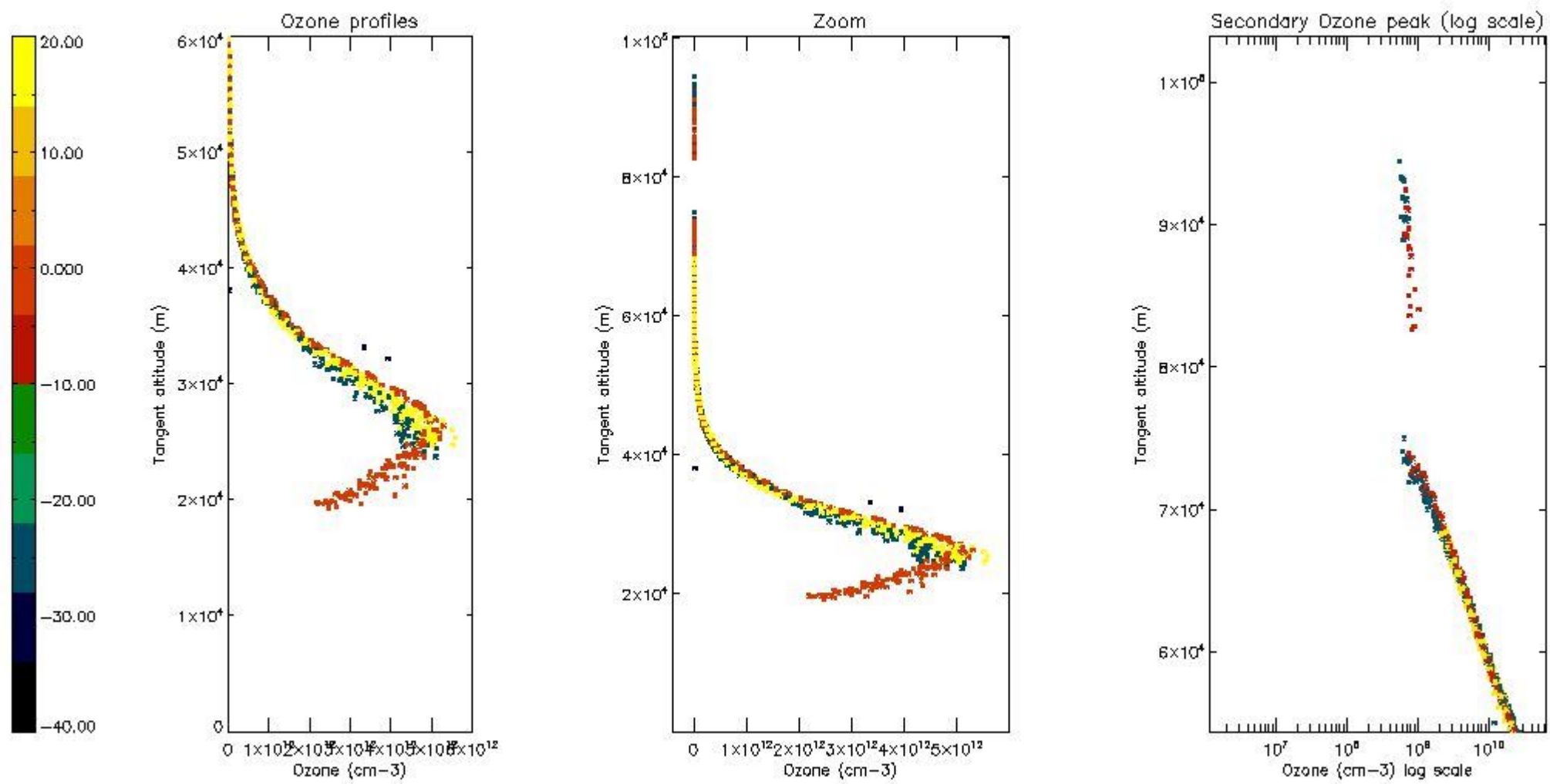
*5.4 Plot ozone profiles where STD < 10% (dark without errors)*

The colorbar represents the latitude.



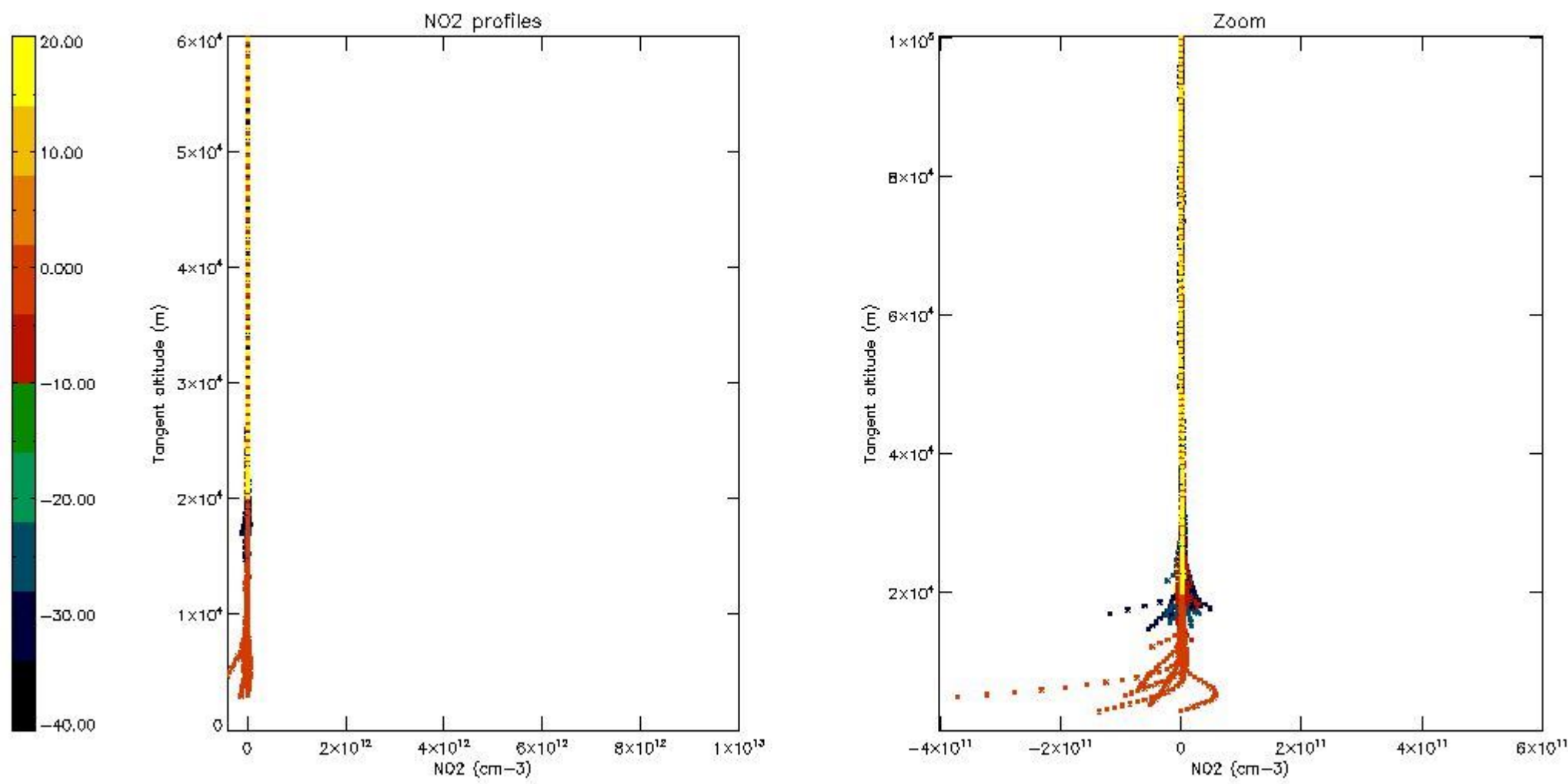
*5.5 Plot ozone profiles where STD < 5% (dark without errors)*

The colorbar represents the latitude.



*5.6 Plot NO<sub>2</sub> profiles for all STD (dark without errors)*

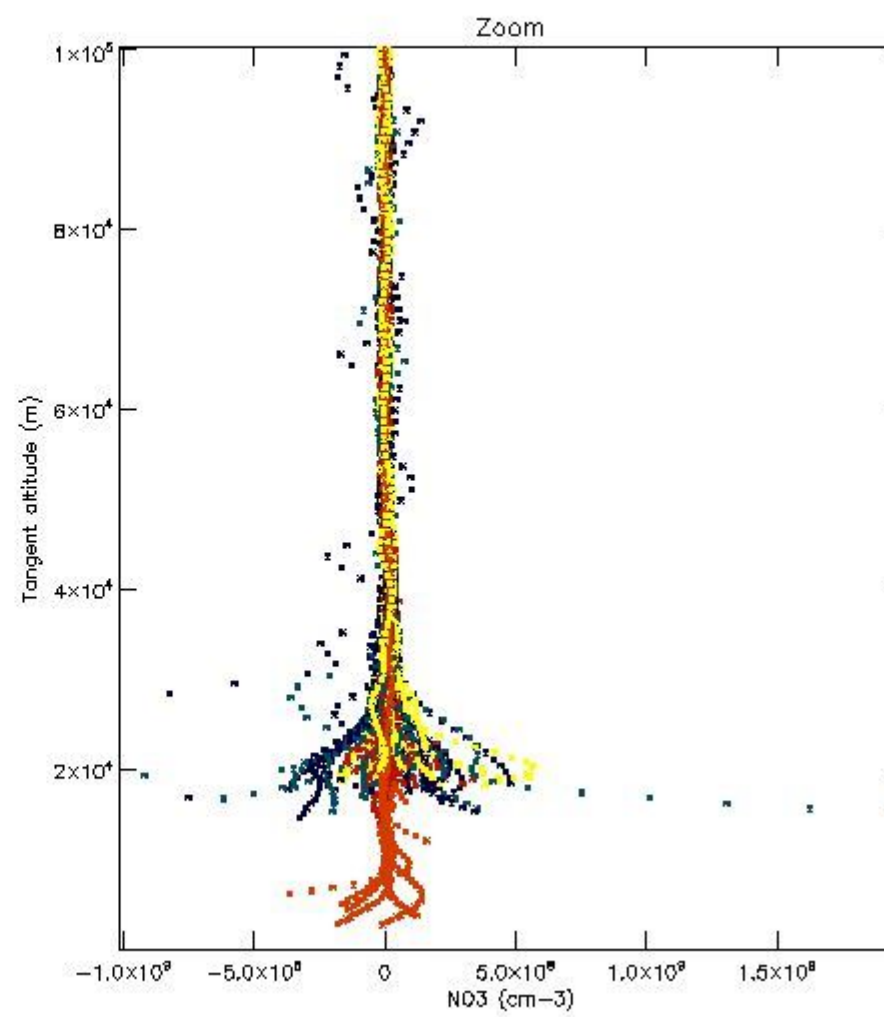
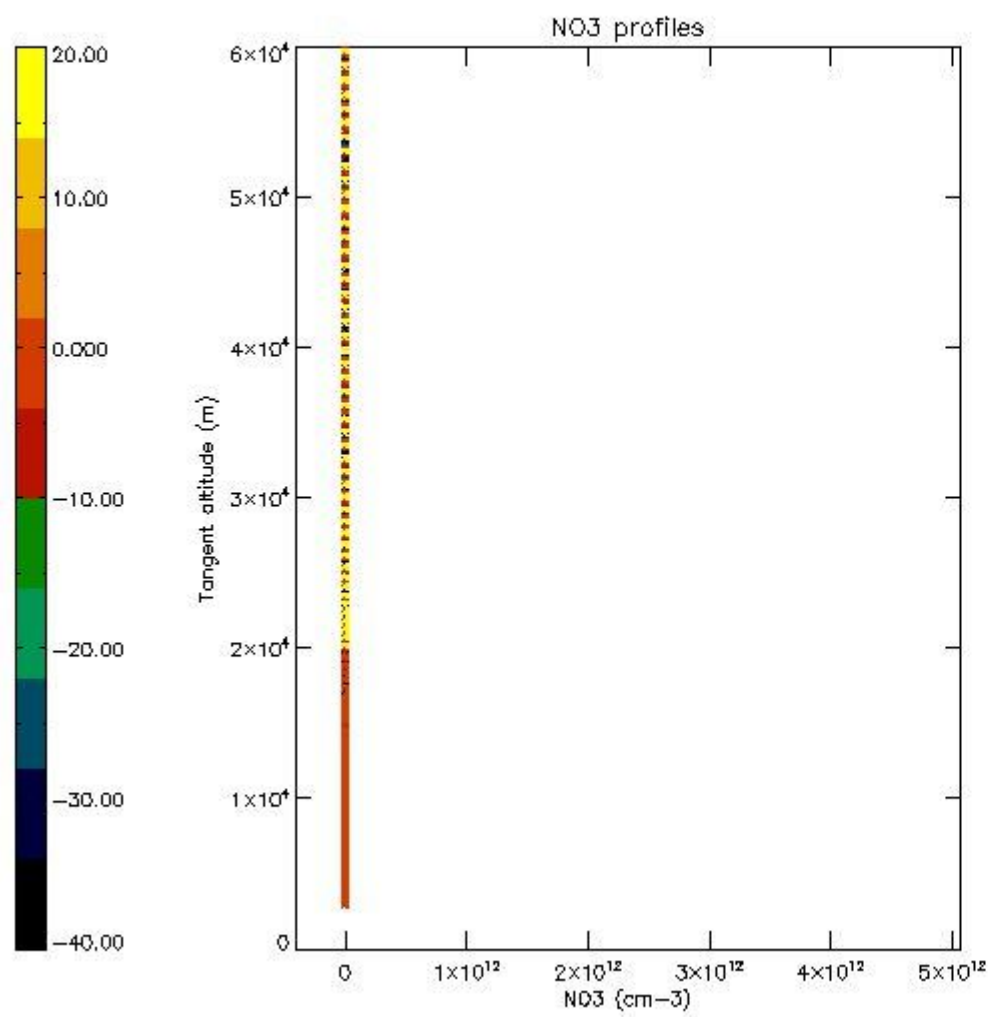
The colorbar represents the latitude.



*5.7 Plot NO3 profiles for all STD (dark without errors)*

The colorbar represents the latitude.





## 6. Auxiliary Data Files used for the production reported in section 2

The number reported in the third column indicates since which file (see list in section 2) the corresponding auxiliary file has been used. The fourth column is the date of those product files.

| Type                      | Auxiliary Filename  | Used since product | Used since product date |
|---------------------------|---|--------------------|-------------------------|
| INST_PHYS_CHARACTERISTICS | GOM_INS_AXVIEC20091111_143220_20030716_120000_20500101_000000 | 1                  | 09-OCT-2010 00:02:09    |
| LEVEL-2_PROC_CONFIG       | GOM_PR2_AXVIEC20091111_152718_20020301_000000_20500101_000000 | 1                  | 09-OCT-2010 00:02:09    |
| CROSS_SECTIONS_FILE       | GOM_CRS_AXVIEC20091111_154832_20020301_000000_20500101_000000 | 1                  | 09-OCT-2010 00:02:09    |

# GOMOS Level 2 Daily Report

## SUMMARY

### [1. General Info](#)

### [2. Summary of processed GOM\\_NL\\_2P products](#)

### [3. Level 2 Quality information per product](#)

#### [3.1 Plot of level 2 quality information per product \(time dependant\)](#)

#### [3.2 Plot of level 2 quality information per product \(world map\)](#)

### [4. Level 1 Quality information per product \(stored on level 2 products\)](#)

#### [4.1 Plot of level 1 quality information per product \(time dependant\)](#)

##### [4.1.1 Plot of level 1 quality information per product \(time dependant\): ASCENDING](#)

##### [4.1.2 Plot of level 1 quality information per product \(time dependant\): DESCENDING](#)

#### [4.2 Plot of level 1 quality information per product \(world map\)](#)

##### [4.2.1 Plot of level 1 quality information per product \(world map\): ASCENDING](#)

##### [4.2.2 Plot of level 1 quality information per product \(world map\): DESCENDING](#)

### [5. Ozone profiles based on quality statistics and other trace gas profiles](#)

#### [5.1 Ozone statistics based on quality of products](#)

#### [5.2 Plot ozone profiles for all STD \(dark without errors\)](#)

#### [5.3 Plot ozone profiles where STD < 20% \(dark without errors\)](#)

#### [5.4. Plot ozone profiles where STD < 10% \(dark without errors\)](#)

#### [5.5. Plot ozone profiles where STD < 5% \(dark without errors\)](#)

#### [5.6 Plot NO2 profiles for all STD \(dark without errors\)](#)

#### [5.7 Plot NO3 profiles for all STD \(dark without errors\)](#)

#### [5.8 Plot H2O profiles \(only for occultations of stars 1,2,3,4,13,14,16,26,63 dark without errors\) for all STD](#)

### [6. Auxiliary Data Files used for the production reported in section 2](#)

This report presents the daily analysis on parameters extracted from GOMOS level 2 data (GOM\_NL\_\_2P). It is intended to monitor some important parameters that will impact the quality of these products. A list of level 2 products (and content) that have arrived during the reporting day to the PCF is also given.

| Item                      | Value                           |
|---------------------------|---------------------------------|
| Time of report generation | 29APR2013 15:48:02              |
| Data source version       | GOMOS/6.01                      |
| Start time of products    | 09-10-2010 (09OCT2010 00:00:00) |
| Stop time of products     | 10-10-2010 (10OCT2010 00:00:00) |
| Store outputs in DB       | Yes                             |
| Nb of level 2 prods       | 196                             |
| Nb of prods with errors   | 0                               |

## 2. Summary of processed GOM\_NL\_\_2P products.

| Nr | Filename   | UTC Start time       | Limb       | Duration | Star Id | Star Name | Star Mag | Star Temp | Nb Meas | Orbit | Prod. error |
|----|--|----------------------|------------|----------|---------|-----------|----------|-----------|---------|-------|-------------|
| 1  | GOM_NL__2PRFIN20101009_000209_000000642093_00360_45003_6701.N1 | 09-OCT-2010 00:02:09 | Dark       | 63.500   | 108     | Alp Col   | 2.6520   | 15200.    | 127     | 45003 | No          |
| 2  | GOM_NL__2PRFIN20101009_001044_000000502093_00360_45003_6702.N1 | 09-OCT-2010 00:10:44 | Straylight | 49.500   | 157     | The1Eri   | 2.9060   | 9300.0    | 99      | 45003 | No          |
| 3  | GOM_NL__2PRFIN20101009_003433_000000522093_00360_45003_6703.N1 | 09-OCT-2010 00:34:33 | Bright     | 52.000   | 105     | 6Bet Ari  | 2.6450   | 8900.0    | 104     | 45003 | No          |
| 4  | GOM_NL__2PRFIN20101009_003730_000000452093_00360_45003_6704.N1 | 09-OCT-2010 00:37:30 | Bright     | 44.500   | 53      | 43Bet And | 2.0480   | 3300.0    | 89      | 45003 | No          |
| 5  | GOM_NL__2PRFIN20101009_003952_000000522093_00360_45003_6705.N1 | 09-OCT-2010 00:39:52 | Bright     | 52.000   | 173     | 4Bet Tri  | 3.0040   | 8900.0    | 104     | 45003 | No          |
| 6  | GOM_NL__2PRFIN20101009_004244_000000362093_00360_45003_6706.N1 | 09-OCT-2010 00:42:44 | Bright     | 36.000   | 68      | 18Alp Cas | 2.2250   | 4500.0    | 72      | 45003 | No          |
| 7  | GOM_NL__2PRFIN20101009_004409_000000362093_00360_45003_6707.N1 | 09-OCT-2010 00:44:09 | Bright     | 35.500   | 76      | 27Gam Cas | 2.3000   | 30000.    | 71      | 45003 | No          |
| 8  | GOM_NL__2PRFIN20101009_004701_000000512093_00360_45003_6708.N1 | 09-OCT-2010 00:47:01 | Bright     | 51.000   | 160     | 23Gam Per | 2.9300   | 4700.0    | 102     | 45003 | No          |
| 9  | GOM_NL__2PRFIN20101009_011106_000000392093_00360_45003_6709.N1 | 09-OCT-2010 01:11:06 | Bright     | 39.000   | 166     | 17Eps Leo | 2.9800   | 6000.0    | 78      | 45003 | No          |
| 10 | GOM_NL__2PRFIN20101009_012107_000000502093_00360_45003_6710.N1 | 09-OCT-2010 01:21:07 | Twilight   | 50.000   | 48      | 30Alp Hya | 1.9770   | 4100.0    | 100     | 45003 | No          |
| 11 | GOM_NL__2PRFIN20101009_013233_000000452093_00360_45003_6711.N1 | 09-OCT-2010 01:32:33 | Dark       | 44.500   | 70      | Zet Pup   | 2.2460   | 39000.    | 89      | 45003 | No          |
| 12 | GOM_NL__2PRFIN20101009_013745_000000422093_00361_45004_6714.N1 | 09-OCT-2010 01:37:45 | Dark       | 41.500   | 161     | Tau Pup   | 2.9310   | 4500.0    | 83      | 45004 | No          |
| 13 | GOM_NL__2PRFIN20101009_013908_000000562093_00361_45004_6715.N1 | 09-OCT-2010 01:39:08 | Dark       | 55.500   | 2       | Alp Car   | -0.73600 | 7000.0    | 111     | 45004 | No          |
| 14 | GOM_NL__2PRFIN20101009_014247_000000612093_00361_45004_6716.N1 | 09-OCT-2010 01:42:47 | Dark       | 61.000   | 108     | Alp Col   | 2.6520   | 15200.    | 122     | 45004 | No          |
| 15 | GOM_NL__2PRFIN20101009_015120_000000462093_00361_45004_6717.N1 | 09-OCT-2010 01:51:20 | Straylight | 46.000   | 157     | The1Eri   | 2.9060   | 9300.0    | 92      | 45004 | No          |
| 16 | GOM_NL__2PRFIN20101009_021508_000000532093_00361_45004_6718.N1 | 09-OCT-2010 02:15:08 | Bright     | 52.500   | 105     | 6Bet Ari  | 2.6450   | 8900.0    | 105     | 45004 | No          |
| 17 | GOM_NL__2PRFIN20101009_021805_000000442093_00361_45004_6719.N1 | 09-OCT-2010 02:18:05 | Bright     | 44.000   | 53      | 43Bet And | 2.0480   | 3300.0    | 88      | 45004 | No          |
| 18 | GOM_NL__2PRFIN20101009_022027_000000522093_00361_45004_6720.N1 | 09-OCT-2010 02:20:27 | Bright     | 51.500   | 173     | 4Bet Tri  | 3.0040   | 8900.0    | 103     | 45004 | No          |
| 19 | GOM_NL__2PRFIN20101009_022320_000000372093_00361_45004_6721.N1 | 09-OCT-2010 02:23:20 | Bright     | 37.000   | 68      | 18Alp Cas | 2.2250   | 4500.0    | 74      | 45004 | No          |
| 20 | GOM_NL__2PRFIN20101009_022444_000000372093_00361_45004_6722.N1 | 09-OCT-2010 02:24:44 | Bright     | 36.500   | 76      | 27Gam Cas | 2.3000   | 30000.    | 73      | 45004 | No          |
| 21 | GOM_NL__2PRFIN20101009_022737_000000462093_00361_45004_6723.N1 | 09-OCT-2010 02:27:37 | Bright     | 45.500   | 160     | 23Gam Per | 2.9300   | 4700.0    | 91      | 45004 | No          |
| 22 | GOM_NL__2PRFIN20101009_025142_000000372093_00361_45004_6724.N1 | 09-OCT-2010 02:51:42 | Bright     | 37.000   | 166     | 17Eps Leo | 2.9800   | 6000.0    | 74      | 45004 | No          |
| 23 | GOM_NL__2PRFIN20101009_030144_000000482093_00361_45004_6725.N1 | 09-OCT-2010 03:01:44 | Twilight   | 48.000   | 48      | 30Alp Hya | 1.9770   | 4100.0    | 96      | 45004 | No          |
| 24 | GOM_NL__2PRFIN20101009_030942_000000482093_00361_45004_6726.N1 | 09-OCT-2010 03:09:42 | Dark       | 48.000   | 132     | 15Rho Pup | 2.8030   | 6900.0    | 96      | 45004 | No          |
| 25 | GOM_NL__2PRFIN20101009_031310_000000412093_00361_45004_6727.N1 | 09-OCT-2010 03:13:10 | Dark       | 41.000   | 70      | Zet Pup   | 2.2460   | 39000.    | 82      | 45004 | No          |
| 26 | GOM_NL__2PRFIN20101009_031822_000000442093_00362_45005_6724.N1 | 09-OCT-2010 03:18:22 | Dark       | 43.500   | 161     | Tau Pup   | 2.9310   | 4500.0    | 87      | 45005 | No          |
| 27 | GOM_NL__2PRFIN20101009_031945_000000462093_00362_45005_6725.N1 | 09-OCT-2010 03:19:45 | Dark       | 46.000   | 2       | Alp Car   | -0.73600 | 7000.0    | 92      | 45005 | No          |
| 28 | GOM_NL__2PRFIN20101009_032324_000000642093_00362_45005_6726.N1 | 09-OCT-2010 03:23:24 | Dark       | 63.500   | 108     | Alp Col   | 2.6520   | 15200.    | 127     | 45005 | No          |
| 29 | GOM_NL__2PRFIN20101009_033157_000000452093_00362_45005_6727.N1 | 09-OCT-2010 03:31:57 | Straylight | 44.500   | 157     | The1Eri   | 2.9060   | 9300.0    | 89      | 45005 | No          |
| 30 | GOM_NL__2PRFIN20101009_035543_000000532093_00362_45005_6728.N1 | 09-OCT-2010 03:55:43 | Bright     | 52.500   | 105     | 6Bet Ari  | 2.6450   | 8900.0    | 105     | 45005 | No          |
| 31 | GOM_NL__2PRFIN20101009_035841_000000452093_00362_45005_6729.N1 | 09-OCT-2010 03:58:41 | Bright     | 45.000   | 53      | 43Bet And | 2.0480   | 3300.0    | 90      | 45005 | No          |
| 32 | GOM_NL__2PRFIN20101009_040102_000000532093_00362_45005_6730.N1 | 09-OCT-2010 04:01:02 | Bright     | 53.000   | 173     | 4Bet Tri  | 3.0040   | 8900.0    | 106     | 45005 | No          |
| 33 | GOM_NL__2PRFIN20101009_040356_000000392093_00362_45005_6731.N1 | 09-OCT-2010 04:03:56 | Bright     | 38.500   | 68      | 18Alp Cas | 2.2250   | 4500.0    | 77      | 45005 | No          |
| 34 | GOM_NL__2PRFIN20101009_040520_000000392093_00362_45005_6732.N1 | 09-OCT-2010 04:05:20 | Bright     | 39.000   | 76      | 27Gam Cas | 2.3000   | 30000.    | 78      | 45005 | No          |
| 35 | GOM_NL__2PRFIN20101009_040812_000000482093_00362_45005_6733.N1 | 09-OCT-2010 04:08:12 | Bright     | 48.000   | 160     | 23Gam Per | 2.9300   | 4700.0    | 96      | 45005 | No          |
| 36 | GOM_NL__2PRFIN20101009_043218_000000452093_00362_45005_6734.N1 | 09-OCT-2010 04:32:18 | Bright     | 45.000   | 166     | 17Eps Leo | 2.9800   | 6000.0    | 90      | 45005 | No          |
| 37 | GOM_NL__2PRFIN20101009_044220_000000472093_00362_45005_6735.N1 | 09-OCT-2010 04:42:20 | Twilight   | 46.500   | 48      | 30Alp Hya | 1.9770   | 4100.0    | 93      | 45005 | No          |
| 38 | GOM_NL__2PRFIN20101009_045019_000000492093_00362_45005_6736.N1 | 09-OCT-2010 04:50:19 | Dark       | 49.000   | 132     | 15Rho Pup | 2.8030   | 6900.0    | 98      | 45005 | No          |
| 39 | GOM_NL__2PRFIN20101009_045347_000000442093_00362_45005_6737.N1 | 09-OCT-2010 04:53:47 | Dark       | 43.500   | 70      | Zet Pup   | 2.2460   | 39000.    | 87      | 45005 | No          |
| 40 | GOM_NL__2PRFIN20101009_045858_000000432093_00363_45006_6735.N1 | 09-OCT-2010 04:58:58 | Dark       | 43.000   | 161     | Tau Pup   | 2.9310   | 4500.0    | 86      | 45006 | No          |
| 41 | GOM_NL__2PRFIN20101009_050022_000000582093_00363_45006_6736.N1 | 09-OCT-2010 05:00:22 | Dark       | 58.000   | 2       | Alp Car   | -0.73600 | 7000.0    | 116     | 45006 | No          |
| 42 | GOM_NL__2PRFIN20101009_050402_000000602093_00363_45006_6737.N1 | 09-OCT-2010 05:04:02 | Dark       | 60.000   | 108     | Alp Col   | 2.6520   | 15200.    | 120     | 45006 | No          |

|     |  |                      |            |        |     |           |          |        |     |       |    |
|-----|--|----------------------|------------|--------|-----|-----------|----------|--------|-----|-------|----|
| 43  | GOM_NL__2PRFIN20101009_051234_000000482093_00363_45006_6738.N1 | 09-OCT-2010 05:12:34 | Straylight | 47.500 | 157 | The1Eri   | 2.9060   | 9300.0 | 95  | 45006 | No |
| 44  | GOM_NL__2PRFIN20101009_053618_000000542093_00363_45006_6739.N1 | 09-OCT-2010 05:36:18 | Bright     | 53.500 | 105 | 6Bet Ari  | 2.6450   | 8900.0 | 107 | 45006 | No |
| 45  | GOM_NL__2PRFIN20101009_053917_000000452093_00363_45006_6740.N1 | 09-OCT-2010 05:39:17 | Bright     | 44.500 | 53  | 43Bet And | 2.0480   | 3300.0 | 89  | 45006 | No |
| 46  | GOM_NL__2PRFIN20101009_054137_000000522093_00363_45006_6741.N1 | 09-OCT-2010 05:41:37 | Bright     | 51.500 | 173 | 4Bet Tri  | 3.0040   | 8900.0 | 103 | 45006 | No |
| 47  | GOM_NL__2PRFIN20101009_054431_000000412093_00363_45006_6742.N1 | 09-OCT-2010 05:44:31 | Bright     | 40.500 | 68  | 18Alp Cas | 2.2250   | 4500.0 | 81  | 45006 | No |
| 48  | GOM_NL__2PRFIN20101009_054555_000000382093_00363_45006_6743.N1 | 09-OCT-2010 05:45:55 | Bright     | 37.500 | 76  | 27Gam Cas | 2.3000   | 30000. | 75  | 45006 | No |
| 49  | GOM_NL__2PRFIN20101009_054847_000000492093_00363_45006_6744.N1 | 09-OCT-2010 05:48:47 | Bright     | 49.000 | 160 | 23Gam Per | 2.9300   | 4700.0 | 98  | 45006 | No |
| 50  | GOM_NL__2PRFIN20101009_061254_000000392093_00363_45006_6745.N1 | 09-OCT-2010 06:12:54 | Bright     | 39.000 | 166 | 17Eps Leo | 2.9800   | 6000.0 | 78  | 45006 | No |
| 51  | GOM_NL__2PRFIN20101009_062257_000000522093_00363_45006_6746.N1 | 09-OCT-2010 06:22:57 | Twilight   | 52.000 | 48  | 30Alp Hya | 1.9770   | 4100.0 | 104 | 45006 | No |
| 52  | GOM_NL__2PRFIN20101009_063056_000000512093_00363_45006_6747.N1 | 09-OCT-2010 06:30:56 | Dark       | 50.500 | 132 | 15Rho Pup | 2.8030   | 6900.0 | 101 | 45006 | No |
| 53  | GOM_NL__2PRFIN20101009_063424_000000462093_00363_45006_6748.N1 | 09-OCT-2010 06:34:24 | Dark       | 45.500 | 70  | Zet Pup   | 2.2460   | 39000. | 91  | 45006 | No |
| 54  | GOM_NL__2PRFIN20101009_063935_000000432093_00364_45007_6746.N1 | 09-OCT-2010 06:39:35 | Dark       | 43.000 | 161 | Tau Pup   | 2.9310   | 4500.0 | 86  | 45007 | No |
| 55  | GOM_NL__2PRFIN20101009_064058_000000612093_00364_45007_6747.N1 | 09-OCT-2010 06:40:58 | Dark       | 61.000 | 2   | Alp Car   | -0.73600 | 7000.0 | 122 | 45007 | No |
| 56  | GOM_NL__2PRFIN20101009_064439_000000622093_00364_45007_6748.N1 | 09-OCT-2010 06:44:39 | Dark       | 62.000 | 108 | Alp Col   | 2.6520   | 15200. | 124 | 45007 | No |
| 57  | GOM_NL__2PRFIN20101009_065310_000000482093_00364_45007_6749.N1 | 09-OCT-2010 06:53:10 | Straylight | 47.500 | 157 | The1Eri   | 2.9060   | 9300.0 | 95  | 45007 | No |
| 58  | GOM_NL__2PRFIN20101009_071653_000000552093_00364_45007_6750.N1 | 09-OCT-2010 07:16:53 | Bright     | 54.500 | 105 | 6Bet Ari  | 2.6450   | 8900.0 | 109 | 45007 | No |
| 59  | GOM_NL__2PRFIN20101009_071952_000000422093_00364_45007_6751.N1 | 09-OCT-2010 07:19:52 | Bright     | 41.500 | 53  | 43Bet And | 2.0480   | 3300.0 | 83  | 45007 | No |
| 60  | GOM_NL__2PRFIN20101009_072212_000000582093_00364_45007_6752.N1 | 09-OCT-2010 07:22:12 | Bright     | 58.000 | 173 | 4Bet Tri  | 3.0040   | 8900.0 | 116 | 45007 | No |
| 61  | GOM_NL__2PRFIN20101009_072507_000000392093_00364_45007_6753.N1 | 09-OCT-2010 07:25:07 | Bright     | 39.000 | 68  | 18Alp Cas | 2.2250   | 4500.0 | 78  | 45007 | No |
| 62  | GOM_NL__2PRFIN20101009_072631_000000382093_00364_45007_6754.N1 | 09-OCT-2010 07:26:31 | Bright     | 38.000 | 76  | 27Gam Cas | 2.3000   | 30000. | 76  | 45007 | No |
| 63  | GOM_NL__2PRFIN20101009_072922_000000492093_00364_45007_6755.N1 | 09-OCT-2010 07:29:22 | Bright     | 48.500 | 160 | 23Gam Per | 2.9300   | 4700.0 | 97  | 45007 | No |
| 64  | GOM_NL__2PRFIN20101009_075330_000000372093_00364_45007_6756.N1 | 09-OCT-2010 07:53:30 | Bright     | 36.500 | 166 | 17Eps Leo | 2.9800   | 6000.0 | 73  | 45007 | No |
| 65  | GOM_NL__2PRFIN20101009_080333_000000532093_00364_45007_6757.N1 | 09-OCT-2010 08:03:33 | Twilight   | 53.000 | 48  | 30Alp Hya | 1.9770   | 4100.0 | 106 | 45007 | No |
| 66  | GOM_NL__2PRFIN20101009_081134_000000492093_00364_45007_6758.N1 | 09-OCT-2010 08:11:34 | Dark       | 49.000 | 132 | 15Rho Pup | 2.8030   | 6900.0 | 98  | 45007 | No |
| 67  | GOM_NL__2PRFIN20101009_081500_000000452093_00364_45007_6759.N1 | 09-OCT-2010 08:15:00 | Dark       | 44.500 | 70  | Zet Pup   | 2.2460   | 39000. | 89  | 45007 | No |
| 68  | GOM_NL__2PRFIN20101009_082012_000000422093_00365_45008_6757.N1 | 09-OCT-2010 08:20:12 | Dark       | 42.000 | 161 | Tau Pup   | 2.9310   | 4500.0 | 84  | 45008 | No |
| 69  | GOM_NL__2PRFIN20101009_082135_000000612093_00365_45008_6758.N1 | 09-OCT-2010 08:21:35 | Dark       | 61.000 | 2   | Alp Car   | -0.73600 | 7000.0 | 122 | 45008 | No |
| 70  | GOM_NL__2PRFIN20101009_082517_000000592093_00365_45008_6759.N1 | 09-OCT-2010 08:25:17 | Dark       | 59.000 | 108 | Alp Col   | 2.6520   | 15200. | 118 | 45008 | No |
| 71  | GOM_NL__2PRFIN20101009_083347_000000482093_00365_45008_6760.N1 | 09-OCT-2010 08:33:47 | Straylight | 47.500 | 157 | The1Eri   | 2.9060   | 9300.0 | 95  | 45008 | No |
| 72  | GOM_NL__2PRFIN20101009_085728_000000532093_00365_45008_6761.N1 | 09-OCT-2010 08:57:28 | Bright     | 53.000 | 105 | 6Bet Ari  | 2.6450   | 8900.0 | 106 | 45008 | No |
| 73  | GOM_NL__2PRFIN20101009_090028_000000472093_00365_45008_6762.N1 | 09-OCT-2010 09:00:28 | Bright     | 46.500 | 53  | 43Bet And | 2.0480   | 3300.0 | 93  | 45008 | No |
| 74  | GOM_NL__2PRFIN20101009_090247_000000512093_00365_45008_6763.N1 | 09-OCT-2010 09:02:47 | Bright     | 51.000 | 173 | 4Bet Tri  | 3.0040   | 8900.0 | 102 | 45008 | No |
| 75  | GOM_NL__2PRFIN20101009_090543_000000372093_00365_45008_6764.N1 | 09-OCT-2010 09:05:43 | Bright     | 37.000 | 68  | 18Alp Cas | 2.2250   | 4500.0 | 74  | 45008 | No |
| 76  | GOM_NL__2PRFIN20101009_090707_000000392093_00365_45008_6765.N1 | 09-OCT-2010 09:07:07 | Bright     | 39.000 | 76  | 27Gam Cas | 2.3000   | 30000. | 78  | 45008 | No |
| 77  | GOM_NL__2PRFIN20101009_090957_000000512093_00365_45008_6766.N1 | 09-OCT-2010 09:09:57 | Bright     | 51.000 | 160 | 23Gam Per | 2.9300   | 4700.0 | 102 | 45008 | No |
| 78  | GOM_NL__2PRFIN20101009_093406_000000372093_00365_45008_6767.N1 | 09-OCT-2010 09:34:06 | Bright     | 37.000 | 166 | 17Eps Leo | 2.9800   | 6000.0 | 74  | 45008 | No |
| 79  | GOM_NL__2PRFIN20101009_094410_000000482093_00365_45008_6768.N1 | 09-OCT-2010 09:44:10 | Twilight   | 47.500 | 48  | 30Alp Hya | 1.9770   | 4100.0 | 95  | 45008 | No |
| 80  | GOM_NL__2PRFIN20101009_095210_000000492093_00365_45008_6769.N1 | 09-OCT-2010 09:52:10 | Dark       | 49.000 | 132 | 15Rho Pup | 2.8030   | 6900.0 | 98  | 45008 | No |
| 81  | GOM_NL__2PRFIN20101009_095537_000000452093_00365_45008_6770.N1 | 09-OCT-2010 09:55:37 | Dark       | 44.500 | 70  | Zet Pup   | 2.2460   | 39000. | 89  | 45008 | No |
| 82  | GOM_NL__2PRFIN20101009_100048_000000432093_00366_45009_6798.N1 | 09-OCT-2010 10:00:48 | Dark       | 42.500 | 161 | Tau Pup   | 2.9310   | 4500.0 | 85  | 45009 | No |
| 83  | GOM_NL__2PRFIN20101009_100212_000000602093_00366_45009_6799.N1 | 09-OCT-2010 10:02:12 | Dark       | 59.500 | 2   | Alp Car   | -0.73600 | 7000.0 | 119 | 45009 | No |
| 84  | GOM_NL__2PRFIN20101009_100554_000000642093_00366_45009_6800.N1 | 09-OCT-2010 10:05:54 | Dark       | 63.500 | 108 | Alp Col   | 2.6520   | 15200. | 127 | 45009 | No |
| 85  | GOM_NL__2PRFIN20101009_101423_000000472093_00366_45009_6801.N1 | 09-OCT-2010 10:14:23 | Straylight | 47.000 | 157 | The1Eri   | 2.9060   | 9300.0 | 94  | 45009 | No |
| 86  | GOM_NL__2PRFIN20101009_103803_000000532093_00366_45009_6802.N1 | 09-OCT-2010 10:38:03 | Bright     | 52.500 | 105 | 6Bet Ari  | 2.6450   | 8900.0 | 105 | 45009 | No |
| 87  | GOM_NL__2PRFIN20101009_104103_000000462093_00366_45009_6803.N1 | 09-OCT-2010 10:41:03 | Bright     | 45.500 | 53  | 43Bet And | 2.0480   | 3300.0 | 91  | 45009 | No |
| 88  | GOM_NL__2PRFIN20101009_104322_000000532093_00366_45009_6804.N1 | 09-OCT-2010 10:43:22 | Bright     | 52.500 | 173 | 4Bet Tri  | 3.0040   | 8900.0 | 105 | 45009 | No |
| 89  | GOM_NL__2PRFIN20101009_104618_000000402093_00366_45009_6805.N1 | 09-OCT-2010 10:46:18 | Bright     | 39.500 | 68  | 18Alp Cas | 2.2250   | 4500.0 | 79  | 45009 | No |
| 90  | GOM_NL__2PRFIN20101009_104742_000000402093_00366_45009_6806.N1 | 09-OCT-2010 10:47:42 | Bright     | 39.500 | 76  | 27Gam Cas | 2.3000   | 30000. | 79  | 45009 | No |
| 91  | GOM_NL__2PRFIN20101009_105032_000000472093_00366_45009_6807.N1 | 09-OCT-2010 10:50:32 | Bright     | 46.500 | 160 | 23Gam Per | 2.9300   | 4700.0 | 93  | 45009 | No |
| 92  | GOM_NL__2PRFIN20101009_111442_000000392093_00366_45009_6808.N1 | 09-OCT-2010 11:14:42 | Bright     | 39.000 | 166 | 17Eps Leo | 2.9800   | 6000.0 | 78  | 45009 | No |
| 93  | GOM_NL__2PRFIN20101009_112446_000000522093_00366_45009_6809.N1 | 09-OCT-2010 11:24:46 | Twilight   | 51.500 | 48  | 30Alp Hya | 1.9770   | 4100.0 | 103 | 45009 | No |
| 94  | GOM_NL__2PRFIN20101009_113247_000000522093_00366_45009_6810.N1 | 09-OCT-2010 11:32:47 | Dark       | 52.000 | 132 | 15Rho Pup | 2.8030   | 6900.0 | 104 | 45009 | No |
| 95  | GOM_NL__2PRFIN20101009_113614_000000452093_00366_45009_6811.N1 | 09-OCT-2010 11:36:14 | Dark       | 44.500 | 70  | Zet Pup   | 2.2460   | 39000. | 89  | 45009 | No |
| 96  | GOM_NL__2PRFIN20101009_114125_000000442093_00367_45010_6826.N1 | 09-OCT-2010 11:41:25 | Dark       | 43.500 | 161 | Tau Pup   | 2.9310   | 4500.0 | 87  | 45010 | No |
| 97  | GOM_NL__2PRFIN20101009_114249_000000462093_00367_45010_6827.N1 | 09-OCT-2010 11:42:49 | Dark       | 45.500 | 2   | Alp Car   | -0.73600 | 7000.0 | 91  | 45010 | No |
| 98  | GOM_NL__2PRFIN20101009_114631_000000642093_00367_45010_6828.N1 | 09-OCT-2010 11:46:31 | Dark       | 64.000 | 108 | Alp Col   | 2.6520   | 15200. | 128 | 45010 | No |
| 99  | GOM_NL__2PRFIN20101009_115500_000000482093_00367_45010_6829.N1 | 09-OCT-2010 11:55:00 | Straylight | 48.000 | 157 | The1Eri   | 2.9060   | 9300.0 | 96  | 45010 | No |
| 100 | GOM_NL__2PRFIN20101009_121838_000000532093_00367_45010_6830.N1 | 09-OCT-2010 12:18:38 | Bright     | 52.500 | 105 | 6Bet Ari  | 2.6450   | 8900.0 | 105 | 45010 | No |
| 101 | GOM_NL__2PRFIN20101009_122139_000000462093_00367_45010_6831.N1 | 09-OCT-2010 12:21:39 | Bright     | 46.000 | 53  | 43Bet And | 2.0480   | 3300.0 | 92  | 45010 | No |



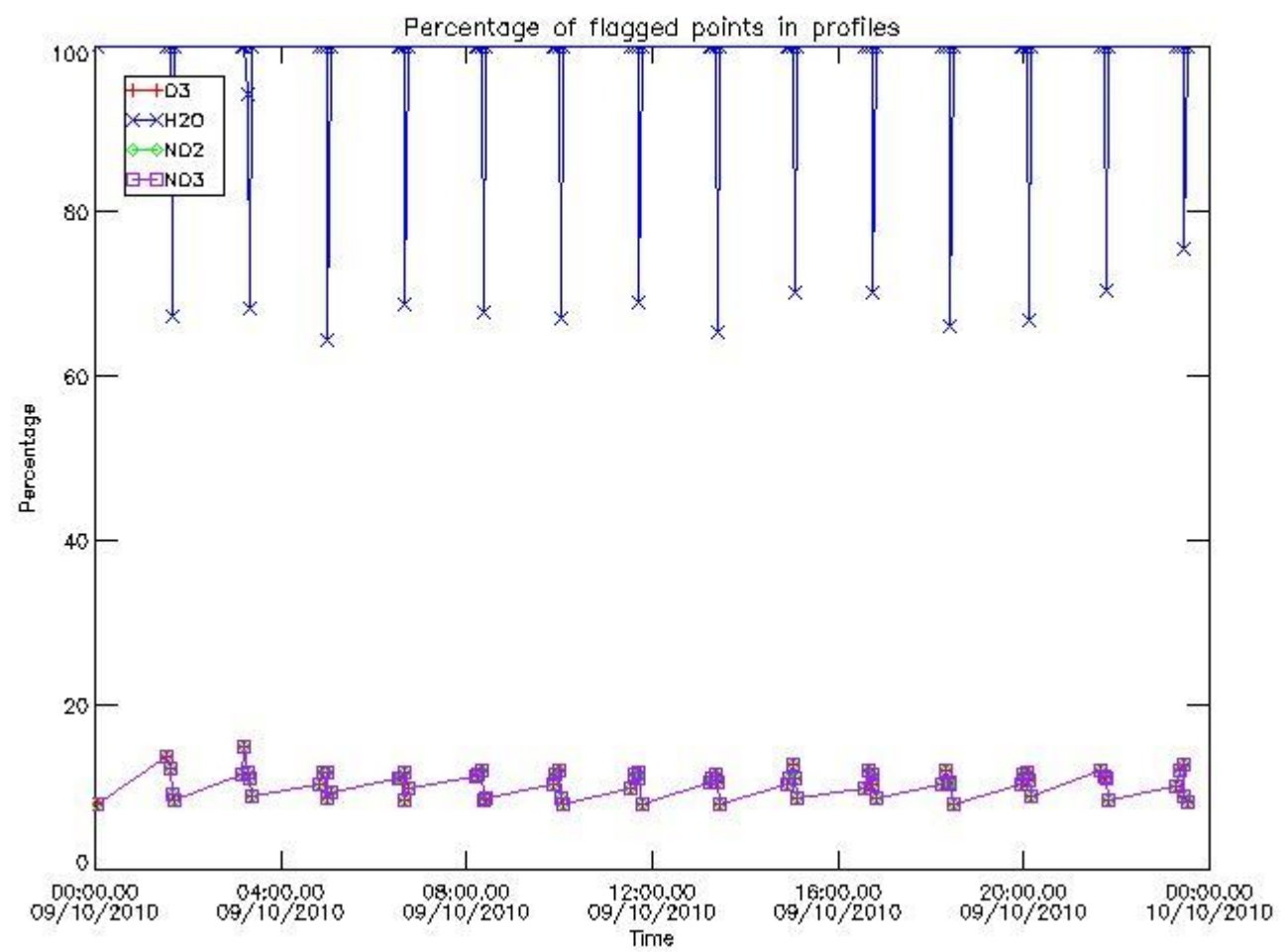
|     |  |                      |            |        |     |           |          |        |     |       |    |
|-----|--|----------------------|------------|--------|-----|-----------|----------|--------|-----|-------|----|
| 102 | GOM_NL__2PRFIN20101009_122357_000000492093_00367_45010_6832.N1 | 09-OCT-2010 12:23:57 | Bright     | 49.000 | 173 | 4Bet Tri  | 3.0040   | 8900.0 | 98  | 45010 | No |
| 103 | GOM_NL__2PRFIN20101009_122654_000000412093_00367_45010_6833.N1 | 09-OCT-2010 12:26:54 | Bright     | 40.500 | 68  | 18Alp Cas | 2.2250   | 4500.0 | 81  | 45010 | No |
| 104 | GOM_NL__2PRFIN20101009_122818_000000382093_00367_45010_6834.N1 | 09-OCT-2010 12:28:18 | Bright     | 38.000 | 76  | 27Gam Cas | 2.3000   | 30000. | 76  | 45010 | No |
| 105 | GOM_NL__2PRFIN20101009_123107_000000512093_00367_45010_6835.N1 | 09-OCT-2010 12:31:07 | Bright     | 50.500 | 160 | 23Gam Per | 2.9300   | 4700.0 | 101 | 45010 | No |
| 106 | GOM_NL__2PRFIN20101009_125518_000000382093_00367_45010_6836.N1 | 09-OCT-2010 12:55:18 | Bright     | 38.000 | 166 | 17Eps Leo | 2.9800   | 6000.0 | 76  | 45010 | No |
| 107 | GOM_NL__2PRFIN20101009_130523_000000502093_00367_45010_6837.N1 | 09-OCT-2010 13:05:23 | Twilight   | 49.500 | 48  | 30Alp Hya | 1.9770   | 4100.0 | 99  | 45010 | No |
| 108 | GOM_NL__2PRFIN20101009_131324_000000492093_00367_45010_6838.N1 | 09-OCT-2010 13:13:24 | Dark       | 48.500 | 132 | 15Rho Pup | 2.8030   | 6900.0 | 97  | 45010 | No |
| 109 | GOM_NL__2PRFIN20101009_131651_000000462093_00367_45010_6839.N1 | 09-OCT-2010 13:16:51 | Dark       | 46.000 | 70  | Zet Pup   | 2.2460   | 39000. | 92  | 45010 | No |
| 110 | GOM_NL__2PRFIN20101009_132202_000000452093_00368_45011_6854.N1 | 09-OCT-2010 13:22:02 | Dark       | 44.500 | 161 | Tau Pup   | 2.9310   | 4500.0 | 89  | 45011 | No |
| 111 | GOM_NL__2PRFIN20101009_132325_000000482093_00368_45011_6855.N1 | 09-OCT-2010 13:23:25 | Dark       | 48.000 | 2   | Alp Car   | -0.73600 | 7000.0 | 96  | 45011 | No |
| 112 | GOM_NL__2PRFIN20101009_132709_000000642093_00368_45011_6856.N1 | 09-OCT-2010 13:27:09 | Dark       | 64.000 | 108 | Alp Col   | 2.6520   | 15200. | 128 | 45011 | No |
| 113 | GOM_NL__2PRFIN20101009_133536_000000462093_00368_45011_6857.N1 | 09-OCT-2010 13:35:36 | Straylight | 46.000 | 157 | The1Eri   | 2.9060   | 9300.0 | 92  | 45011 | No |
| 114 | GOM_NL__2PRFIN20101009_135913_000000522093_00368_45011_6858.N1 | 09-OCT-2010 13:59:13 | Bright     | 52.000 | 105 | 6Bet Ari  | 2.6450   | 8900.0 | 104 | 45011 | No |
| 115 | GOM_NL__2PRFIN20101009_140214_000000442093_00368_45011_6859.N1 | 09-OCT-2010 14:02:14 | Bright     | 43.500 | 53  | 43Bet And | 2.0480   | 3300.0 | 87  | 45011 | No |
| 116 | GOM_NL__2PRFIN20101009_140432_000000532093_00368_45011_6860.N1 | 09-OCT-2010 14:04:32 | Bright     | 52.500 | 173 | 4Bet Tri  | 3.0040   | 8900.0 | 105 | 45011 | No |
| 117 | GOM_NL__2PRFIN20101009_140729_000000402093_00368_45011_6861.N1 | 09-OCT-2010 14:07:29 | Bright     | 39.500 | 68  | 18Alp Cas | 2.2250   | 4500.0 | 79  | 45011 | No |
| 118 | GOM_NL__2PRFIN20101009_140854_000000392093_00368_45011_6862.N1 | 09-OCT-2010 14:08:54 | Bright     | 39.000 | 76  | 27Gam Cas | 2.3000   | 30000. | 78  | 45011 | No |
| 119 | GOM_NL__2PRFIN20101009_141142_000000482093_00368_45011_6863.N1 | 09-OCT-2010 14:11:42 | Bright     | 47.500 | 160 | 23Gam Per | 2.9300   | 4700.0 | 95  | 45011 | No |
| 120 | GOM_NL__2PRFIN20101009_143555_000000372093_00368_45011_6864.N1 | 09-OCT-2010 14:35:55 | Bright     | 37.000 | 166 | 17Eps Leo | 2.9800   | 6000.0 | 74  | 45011 | No |
| 121 | GOM_NL__2PRFIN20101009_144559_000000502093_00368_45011_6865.N1 | 09-OCT-2010 14:45:59 | Twilight   | 49.500 | 48  | 30Alp Hya | 1.9770   | 4100.0 | 99  | 45011 | No |
| 122 | GOM_NL__2PRFIN20101009_145401_000000502093_00368_45011_6866.N1 | 09-OCT-2010 14:54:01 | Dark       | 49.500 | 132 | 15Rho Pup | 2.8030   | 6900.0 | 99  | 45011 | No |
| 123 | GOM_NL__2PRFIN20101009_145727_000000462093_00368_45011_6867.N1 | 09-OCT-2010 14:57:27 | Dark       | 46.000 | 70  | Zet Pup   | 2.2460   | 39000. | 92  | 45011 | No |
| 124 | GOM_NL__2PRFIN20101009_150239_000000442093_00369_45012_6988.N1 | 09-OCT-2010 15:02:39 | Dark       | 43.500 | 161 | Tau Pup   | 2.9310   | 4500.0 | 87  | 45012 | No |
| 125 | GOM_NL__2PRFIN20101009_150402_000000462093_00369_45012_6989.N1 | 09-OCT-2010 15:04:02 | Dark       | 45.500 | 2   | Alp Car   | -0.73600 | 7000.0 | 91  | 45012 | No |
| 126 | GOM_NL__2PRFIN20101009_150746_000000652093_00369_45012_6990.N1 | 09-OCT-2010 15:07:46 | Dark       | 65.000 | 108 | Alp Col   | 2.6520   | 15200. | 130 | 45012 | No |
| 127 | GOM_NL__2PRFIN20101009_151613_000000482093_00369_45012_6991.N1 | 09-OCT-2010 15:16:13 | Straylight | 48.000 | 157 | The1Eri   | 2.9060   | 9300.0 | 96  | 45012 | No |
| 128 | GOM_NL__2PRFIN20101009_153949_000000542093_00369_45012_6992.N1 | 09-OCT-2010 15:39:49 | Bright     | 54.000 | 105 | 6Bet Ari  | 2.6450   | 8900.0 | 108 | 45012 | No |
| 129 | GOM_NL__2PRFIN20101009_154249_000000442093_00369_45012_6993.N1 | 09-OCT-2010 15:42:49 | Bright     | 43.500 | 53  | 43Bet And | 2.0480   | 3300.0 | 87  | 45012 | No |
| 130 | GOM_NL__2PRFIN20101009_154507_000000522093_00369_45012_6994.N1 | 09-OCT-2010 15:45:07 | Bright     | 52.000 | 173 | 4Bet Tri  | 3.0040   | 8900.0 | 104 | 45012 | No |
| 131 | GOM_NL__2PRFIN20101009_154805_000000422093_00369_45012_6995.N1 | 09-OCT-2010 15:48:05 | Bright     | 41.500 | 68  | 18Alp Cas | 2.2250   | 4500.0 | 83  | 45012 | No |
| 132 | GOM_NL__2PRFIN20101009_154929_000000402093_00369_45012_6996.N1 | 09-OCT-2010 15:49:29 | Bright     | 39.500 | 76  | 27Gam Cas | 2.3000   | 30000. | 79  | 45012 | No |
| 133 | GOM_NL__2PRFIN20101009_155217_000000512093_00369_45012_6997.N1 | 09-OCT-2010 15:52:17 | Bright     | 51.000 | 160 | 23Gam Per | 2.9300   | 4700.0 | 102 | 45012 | No |
| 134 | GOM_NL__2PRFIN20101009_161631_000000572093_00369_45012_6998.N1 | 09-OCT-2010 16:16:31 | Bright     | 57.000 | 166 | 17Eps Leo | 2.9800   | 6000.0 | 114 | 45012 | No |
| 135 | GOM_NL__2PRFIN20101009_162636_000000512093_00369_45012_6999.N1 | 09-OCT-2010 16:26:36 | Twilight   | 51.000 | 48  | 30Alp Hya | 1.9770   | 4100.0 | 102 | 45012 | No |
| 136 | GOM_NL__2PRFIN20101009_163438_000000522093_00369_45012_7000.N1 | 09-OCT-2010 16:34:38 | Dark       | 51.500 | 132 | 15Rho Pup | 2.8030   | 6900.0 | 103 | 45012 | No |
| 137 | GOM_NL__2PRFIN20101009_163804_000000422093_00369_45012_7001.N1 | 09-OCT-2010 16:38:04 | Dark       | 42.000 | 70  | Zet Pup   | 2.2460   | 39000. | 84  | 45012 | No |
| 138 | GOM_NL__2PRFIN20101009_164315_000000442093_00370_45013_7023.N1 | 09-OCT-2010 16:43:15 | Dark       | 44.000 | 161 | Tau Pup   | 2.9310   | 4500.0 | 88  | 45013 | No |
| 139 | GOM_NL__2PRFIN20101009_164439_000000492093_00370_45013_7024.N1 | 09-OCT-2010 16:44:39 | Dark       | 49.000 | 2   | Alp Car   | -0.73600 | 7000.0 | 98  | 45013 | No |
| 140 | GOM_NL__2PRFIN20101009_164824_000000652093_00370_45013_7025.N1 | 09-OCT-2010 16:48:24 | Dark       | 64.500 | 108 | Alp Col   | 2.6520   | 15200. | 129 | 45013 | No |
| 141 | GOM_NL__2PRFIN20101009_165649_000000462093_00370_45013_7026.N1 | 09-OCT-2010 16:56:49 | Straylight | 45.500 | 157 | The1Eri   | 2.9060   | 9300.0 | 91  | 45013 | No |
| 142 | GOM_NL__2PRFIN20101009_172024_000000512093_00370_45013_7027.N1 | 09-OCT-2010 17:20:24 | Bright     | 51.000 | 105 | 6Bet Ari  | 2.6450   | 8900.0 | 102 | 45013 | No |
| 143 | GOM_NL__2PRFIN20101009_172325_000000412093_00370_45013_7028.N1 | 09-OCT-2010 17:23:25 | Bright     | 40.500 | 53  | 43Bet And | 2.0480   | 3300.0 | 81  | 45013 | No |
| 144 | GOM_NL__2PRFIN20101009_172542_000000532093_00370_45013_7029.N1 | 09-OCT-2010 17:25:42 | Bright     | 52.500 | 173 | 4Bet Tri  | 3.0040   | 8900.0 | 105 | 45013 | No |
| 145 | GOM_NL__2PRFIN20101009_172841_000000422093_00370_45013_7030.N1 | 09-OCT-2010 17:28:41 | Bright     | 41.500 | 68  | 18Alp Cas | 2.2250   | 4500.0 | 83  | 45013 | No |
| 146 | GOM_NL__2PRFIN20101009_173005_000000392093_00370_45013_7031.N1 | 09-OCT-2010 17:30:05 | Bright     | 38.500 | 76  | 27Gam Cas | 2.3000   | 30000. | 77  | 45013 | No |
| 147 | GOM_NL__2PRFIN20101009_173252_000000462093_00370_45013_7032.N1 | 09-OCT-2010 17:32:52 | Bright     | 46.000 | 160 | 23Gam Per | 2.9300   | 4700.0 | 92  | 45013 | No |
| 148 | GOM_NL__2PRFIN20101009_175707_000000572093_00370_45013_7033.N1 | 09-OCT-2010 17:57:07 | Bright     | 57.000 | 166 | 17Eps Leo | 2.9800   | 6000.0 | 114 | 45013 | No |
| 149 | GOM_NL__2PRFIN20101009_180712_000000512093_00370_45013_7034.N1 | 09-OCT-2010 18:07:12 | Twilight   | 51.000 | 48  | 30Alp Hya | 1.9770   | 4100.0 | 102 | 45013 | No |
| 150 | GOM_NL__2PRFIN20101009_181515_000000502093_00370_45013_7035.N1 | 09-OCT-2010 18:15:15 | Dark       | 49.500 | 132 | 15Rho Pup | 2.8030   | 6900.0 | 99  | 45013 | No |
| 151 | GOM_NL__2PRFIN20101009_181841_000000432093_00370_45013_7036.N1 | 09-OCT-2010 18:18:41 | Dark       | 42.500 | 70  | Zet Pup   | 2.2460   | 39000. | 85  | 45013 | No |
| 152 | GOM_NL__2PRFIN20101009_182352_000000482093_00371_45014_7051.N1 | 09-OCT-2010 18:23:52 | Dark       | 48.000 | 161 | Tau Pup   | 2.9310   | 4500.0 | 96  | 45014 | No |
| 153 | GOM_NL__2PRFIN20101009_182516_000000492093_00371_45014_7052.N1 | 09-OCT-2010 18:25:16 | Dark       | 49.000 | 2   | Alp Car   | -0.73600 | 7000.0 | 98  | 45014 | No |
| 154 | GOM_NL__2PRFIN20101009_182901_000000642093_00371_45014_7053.N1 | 09-OCT-2010 18:29:01 | Dark       | 63.500 | 108 | Alp Col   | 2.6520   | 15200. | 127 | 45014 | No |
| 155 | GOM_NL__2PRFIN20101009_183726_000000482093_00371_45014_7054.N1 | 09-OCT-2010 18:37:26 | Straylight | 47.500 | 157 | The1Eri   | 2.9060   | 9300.0 | 95  | 45014 | No |
| 156 | GOM_NL__2PRFIN20101009_190059_000000752093_00371_45014_7055.N1 | 09-OCT-2010 19:00:59 | Bright     | 75.000 | 105 | 6Bet Ari  | 2.6450   | 8900.0 | 150 | 45014 | No |
| 157 | GOM_NL__2PRFIN20101009_190400_000000432093_00371_45014_7056.N1 | 09-OCT-2010 19:04:00 | Bright     | 42.500 | 53  | 43Bet And | 2.0480   | 3300.0 | 85  | 45014 | No |
| 158 | GOM_NL__2PRFIN20101009_190617_000000522093_00371_45014_7057.N1 | 09-OCT-2010 19:06:17 | Bright     | 51.500 | 173 | 4Bet Tri  | 3.0040   | 8900.0 | 103 | 45014 | No |
| 159 | GOM_NL__2PRFIN20101009_190759_000000502093_00371_45014_7058.N1 | 09-OCT-2010 19:07:59 | Bright     | 50.000 | 73  | 57Gam1And | 2.2600   | 13100. | 100 | 45014 | No |
| 160 | GOM_NL__2PRFIN20101009_191041_000000392093_00371_45014_7059.N1 | 09-OCT-2010 19:10:41 | Bright     | 39.000 | 76  | 27Gam Cas | 2.3000   | 30000. | 78  | 45014 | No |

|     |  |                      |            |        |     |           |          |        |     |       |    |
|-----|--|----------------------|------------|--------|-----|-----------|----------|--------|-----|-------|----|
| 161 | GOM_NL__2PRFIN20101009_191327_000000472093_00371_45014_7060.N1 | 09-OCT-2010 19:13:27 | Bright     | 46.500 | 160 | 23Gam Per | 2.9300   | 4700.0 | 93  | 45014 | No |
| 162 | GOM_NL__2PRFIN20101009_193743_000000422093_00371_45014_7061.N1 | 09-OCT-2010 19:37:43 | Bright     | 42.000 | 166 | 17Eps Leo | 2.9800   | 6000.0 | 84  | 45014 | No |
| 163 | GOM_NL__2PRFIN20101009_194749_000000492093_00371_45014_7062.N1 | 09-OCT-2010 19:47:49 | Twilight   | 49.000 | 48  | 30Alp Hya | 1.9770   | 4100.0 | 98  | 45014 | No |
| 164 | GOM_NL__2PRFIN20101009_195552_000000502093_00371_45014_7063.N1 | 09-OCT-2010 19:55:52 | Dark       | 49.500 | 132 | 15Rho Pup | 2.8030   | 6900.0 | 99  | 45014 | No |
| 165 | GOM_NL__2PRFIN20101009_195918_000000442093_00371_45014_7064.N1 | 09-OCT-2010 19:59:18 | Dark       | 44.000 | 70  | Zet Pup   | 2.2460   | 39000. | 88  | 45014 | No |
| 166 | GOM_NL__2PRFIN20101009_200429_000000442093_00372_45015_7078.N1 | 09-OCT-2010 20:04:29 | Dark       | 43.500 | 161 | Tau Pup   | 2.9310   | 4500.0 | 87  | 45015 | No |
| 167 | GOM_NL__2PRFIN20101009_200552_000000472093_00372_45015_7079.N1 | 09-OCT-2010 20:05:52 | Dark       | 47.000 | 2   | Alp Car   | -0.73600 | 7000.0 | 94  | 45015 | No |
| 168 | GOM_NL__2PRFIN20101009_200939_000000632093_00372_45015_7080.N1 | 09-OCT-2010 20:09:39 | Dark       | 62.500 | 108 | Alp Col   | 2.6520   | 15200. | 125 | 45015 | No |
| 169 | GOM_NL__2PRFIN20101009_201802_000000472093_00372_45015_7081.N1 | 09-OCT-2010 20:18:02 | Straylight | 47.000 | 157 | The1Eri   | 2.9060   | 9300.0 | 94  | 45015 | No |
| 170 | GOM_NL__2PRFIN20101009_204134_000000512093_00372_45015_7082.N1 | 09-OCT-2010 20:41:34 | Bright     | 51.000 | 105 | 6Bet Ari  | 2.6450   | 8900.0 | 102 | 45015 | No |
| 171 | GOM_NL__2PRFIN20101009_204436_000000422093_00372_45015_7083.N1 | 09-OCT-2010 20:44:36 | Bright     | 42.000 | 53  | 43Bet And | 2.0480   | 3300.0 | 84  | 45015 | No |
| 172 | GOM_NL__2PRFIN20101009_204652_000000502093_00372_45015_7084.N1 | 09-OCT-2010 20:46:52 | Bright     | 49.500 | 173 | 4Bet Tri  | 3.0040   | 8900.0 | 99  | 45015 | No |
| 173 | GOM_NL__2PRFIN20101009_204834_000000512093_00372_45015_7085.N1 | 09-OCT-2010 20:48:34 | Bright     | 51.000 | 73  | 57Gam1And | 2.2600   | 13100. | 102 | 45015 | No |
| 174 | GOM_NL__2PRFIN20101009_205116_000000392093_00372_45015_7086.N1 | 09-OCT-2010 20:51:16 | Bright     | 39.000 | 76  | 27Gam Cas | 2.3000   | 30000. | 78  | 45015 | No |
| 175 | GOM_NL__2PRFIN20101009_205402_000000472093_00372_45015_7087.N1 | 09-OCT-2010 20:54:02 | Bright     | 46.500 | 160 | 23Gam Per | 2.9300   | 4700.0 | 93  | 45015 | No |
| 176 | GOM_NL__2PRFIN20101009_211819_000000412093_00372_45015_7088.N1 | 09-OCT-2010 21:18:19 | Bright     | 40.500 | 166 | 17Eps Leo | 2.9800   | 6000.0 | 81  | 45015 | No |
| 177 | GOM_NL__2PRFIN20101009_212825_000000522093_00372_45015_7089.N1 | 09-OCT-2010 21:28:25 | Twilight   | 51.500 | 48  | 30Alp Hya | 1.9770   | 4100.0 | 103 | 45015 | No |
| 178 | GOM_NL__2PRFIN20101009_213954_000000422093_00372_45015_7090.N1 | 09-OCT-2010 21:39:54 | Dark       | 42.000 | 70  | Zet Pup   | 2.2460   | 39000. | 84  | 45015 | No |
| 179 | GOM_NL__2PRFIN20101009_214506_000000452093_00373_45016_7112.N1 | 09-OCT-2010 21:45:06 | Dark       | 45.000 | 161 | Tau Pup   | 2.9310   | 4500.0 | 90  | 45016 | No |
| 180 | GOM_NL__2PRFIN20101009_214629_000000462093_00373_45016_7113.N1 | 09-OCT-2010 21:46:29 | Dark       | 46.000 | 2   | Alp Car   | -0.73600 | 7000.0 | 92  | 45016 | No |
| 181 | GOM_NL__2PRFIN20101009_215016_000000612093_00373_45016_7114.N1 | 09-OCT-2010 21:50:16 | Dark       | 60.500 | 108 | Alp Col   | 2.6520   | 15200. | 121 | 45016 | No |
| 182 | GOM_NL__2PRFIN20101009_215839_000000482093_00373_45016_7115.N1 | 09-OCT-2010 21:58:39 | Straylight | 48.000 | 157 | The1Eri   | 2.9060   | 9300.0 | 96  | 45016 | No |
| 183 | GOM_NL__2PRFIN20101009_222209_000000512093_00373_45016_7116.N1 | 09-OCT-2010 22:22:09 | Bright     | 50.500 | 105 | 6Bet Ari  | 2.6450   | 8900.0 | 101 | 45016 | No |
| 184 | GOM_NL__2PRFIN20101009_222511_000000422093_00373_45016_7117.N1 | 09-OCT-2010 22:25:11 | Bright     | 42.000 | 53  | 43Bet And | 2.0480   | 3300.0 | 84  | 45016 | No |
| 185 | GOM_NL__2PRFIN20101009_222727_000000522093_00373_45016_7118.N1 | 09-OCT-2010 22:27:27 | Bright     | 52.000 | 173 | 4Bet Tri  | 3.0040   | 8900.0 | 104 | 45016 | No |
| 186 | GOM_NL__2PRFIN20101009_222909_000000492093_00373_45016_7119.N1 | 09-OCT-2010 22:29:09 | Bright     | 49.000 | 73  | 57Gam1And | 2.2600   | 13100. | 98  | 45016 | No |
| 187 | GOM_NL__2PRFIN20101009_223152_000000392093_00373_45016_7120.N1 | 09-OCT-2010 22:31:52 | Bright     | 38.500 | 76  | 27Gam Cas | 2.3000   | 30000. | 77  | 45016 | No |
| 188 | GOM_NL__2PRFIN20101009_223437_000000482093_00373_45016_7121.N1 | 09-OCT-2010 22:34:37 | Bright     | 48.000 | 160 | 23Gam Per | 2.9300   | 4700.0 | 96  | 45016 | No |
| 189 | GOM_NL__2PRFIN20101009_225855_000000402093_00373_45016_7122.N1 | 09-OCT-2010 22:58:55 | Bright     | 39.500 | 166 | 17Eps Leo | 2.9800   | 6000.0 | 79  | 45016 | No |
| 190 | GOM_NL__2PRFIN20101009_230901_000000522093_00373_45016_7123.N1 | 09-OCT-2010 23:09:01 | Twilight   | 52.000 | 48  | 30Alp Hya | 1.9770   | 4100.0 | 104 | 45016 | No |
| 191 | GOM_NL__2PRFIN20101009_231706_000000512093_00373_45016_7124.N1 | 09-OCT-2010 23:17:06 | Dark       | 50.500 | 132 | 15Rho Pup | 2.8030   | 6900.0 | 101 | 45016 | No |
| 192 | GOM_NL__2PRFIN20101009_232031_000000432093_00373_45016_7125.N1 | 09-OCT-2010 23:20:31 | Dark       | 42.500 | 70  | Zet Pup   | 2.2460   | 39000. | 85  | 45016 | No |
| 193 | GOM_NL__2PRFIN20101009_232542_000000442093_00374_45017_7124.N1 | 09-OCT-2010 23:25:42 | Dark       | 43.500 | 161 | Tau Pup   | 2.9310   | 4500.0 | 87  | 45017 | No |
| 194 | GOM_NL__2PRFIN20101009_232705_000000582093_00374_45017_7125.N1 | 09-OCT-2010 23:27:05 | Dark       | 57.500 | 2   | Alp Car   | -0.73600 | 7000.0 | 115 | 45017 | No |
| 195 | GOM_NL__2PRFIN20101009_233054_000000632093_00374_45017_7126.N1 | 09-OCT-2010 23:30:54 | Dark       | 62.500 | 108 | Alp Col   | 2.6520   | 15200. | 125 | 45017 | No |
| 196 | GOM_NL__2PRFIN20101009_233915_000000502093_00374_45017_7127.N1 | 09-OCT-2010 23:39:15 | Straylight | 49.500 | 157 | The1Eri   | 2.9060   | 9300.0 | 99  | 45017 | No |

### 3. Quality information per product

In this section it is plotted some information contained in the Quality Summary data set of the level 2 products. Only products in dark limb conditions and without errors (error flag in the MPH set to "0") are used.

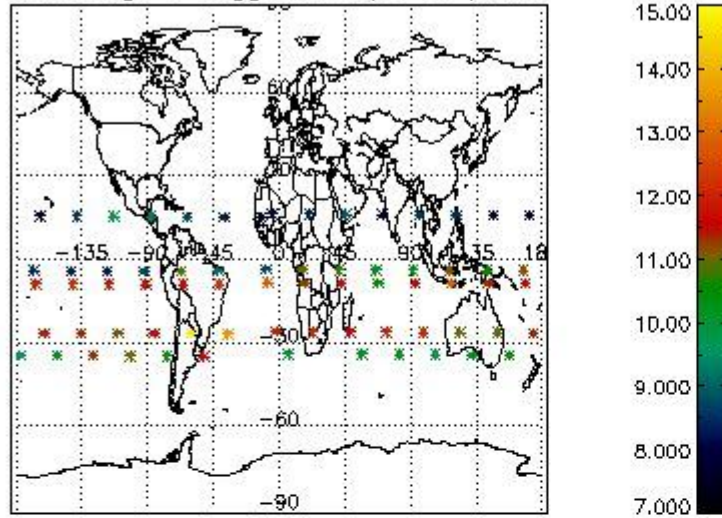
#### 3.1 Plot quality information per product (time dependant)



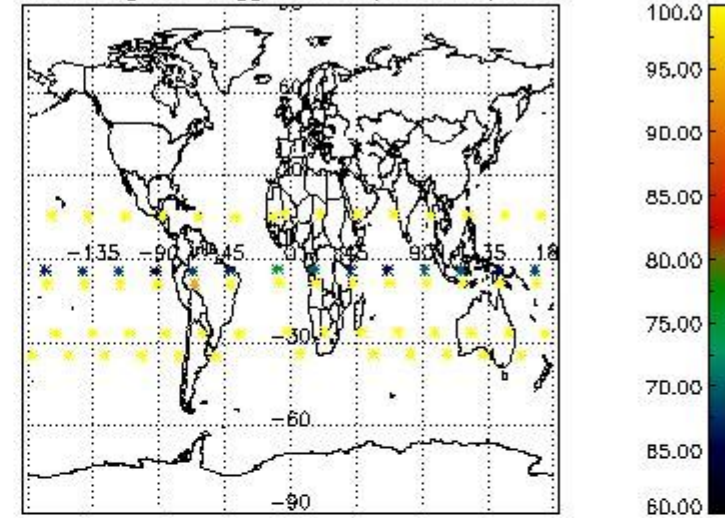
3.2 Plot quality information per product (world map)



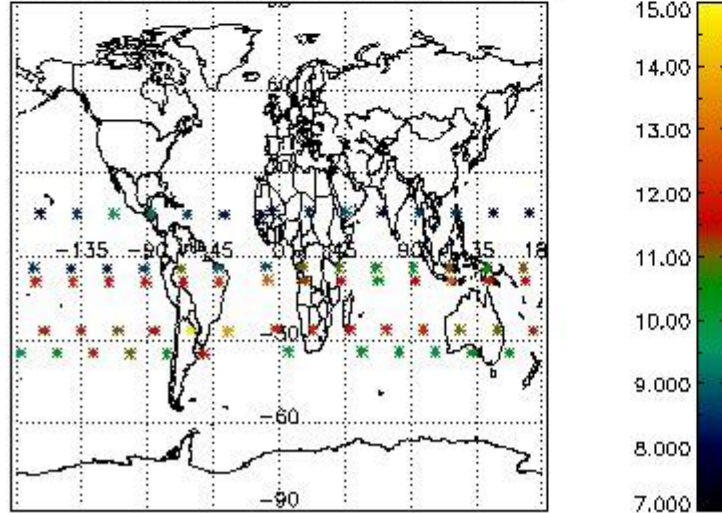
Percentage of flagged data per O3 profile



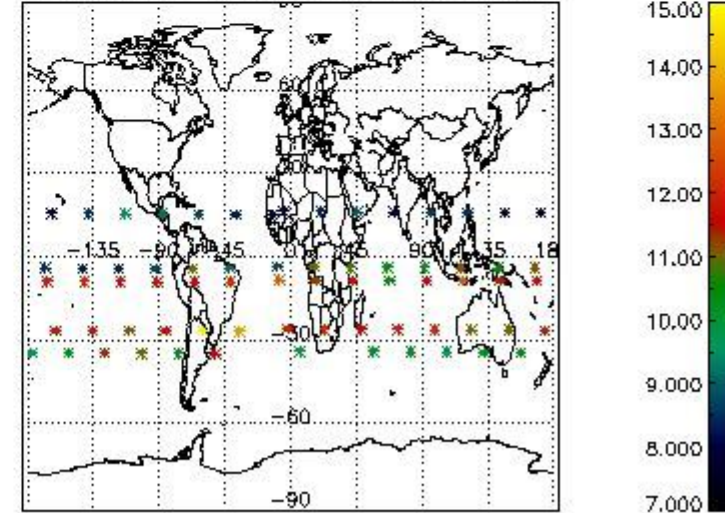
Percentage of flagged data per H2O profile



Percentage of flagged data per NO2 profile



Percentage of flagged data per NO3 profile



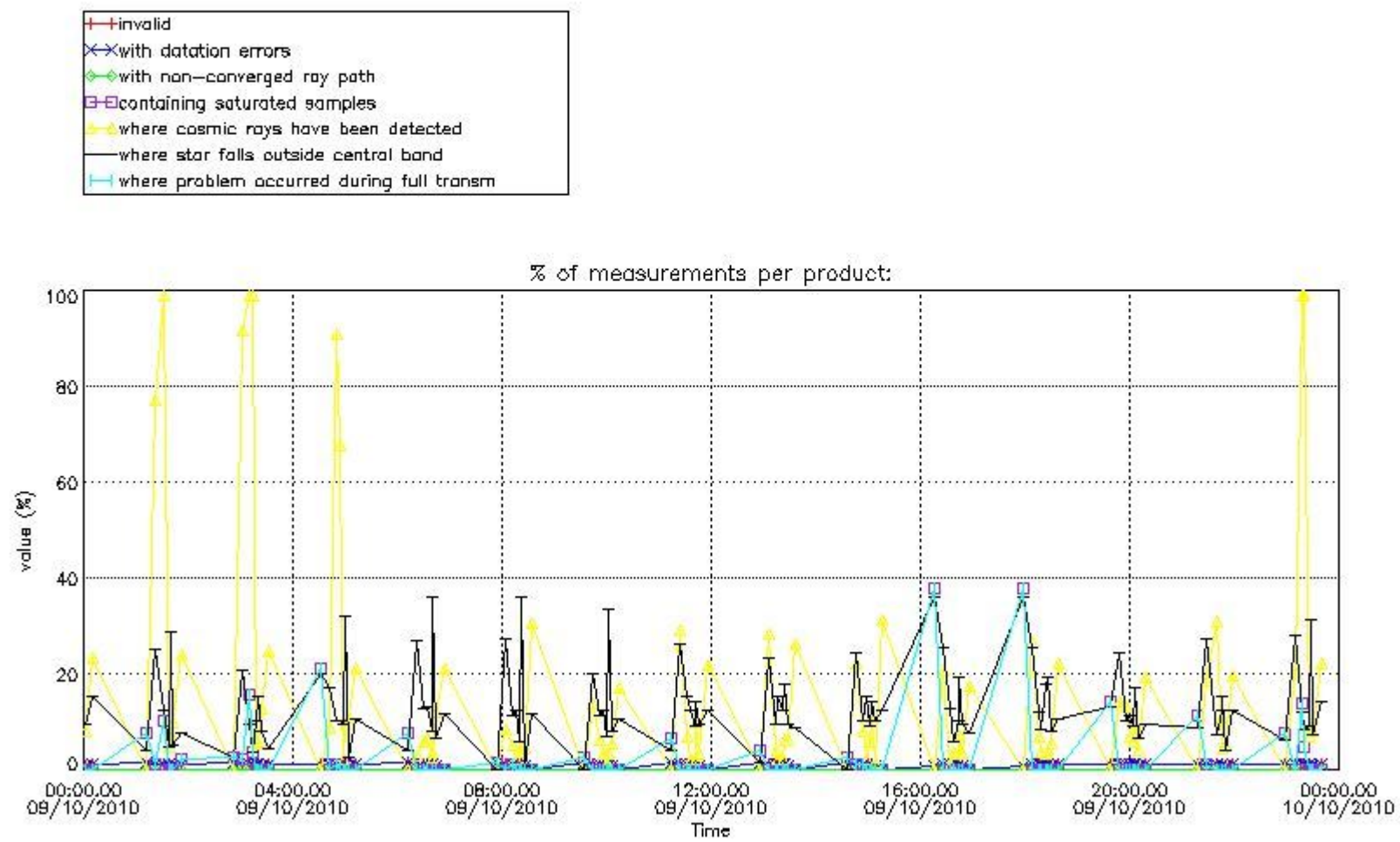
#### 4. Level 1 quality information per product

In this section it is plotted some information contained in the Quality Summary data set of the level 2 products that comes from the level 1b processing. Products without errors (error flag in the MPH set to "0") are used.

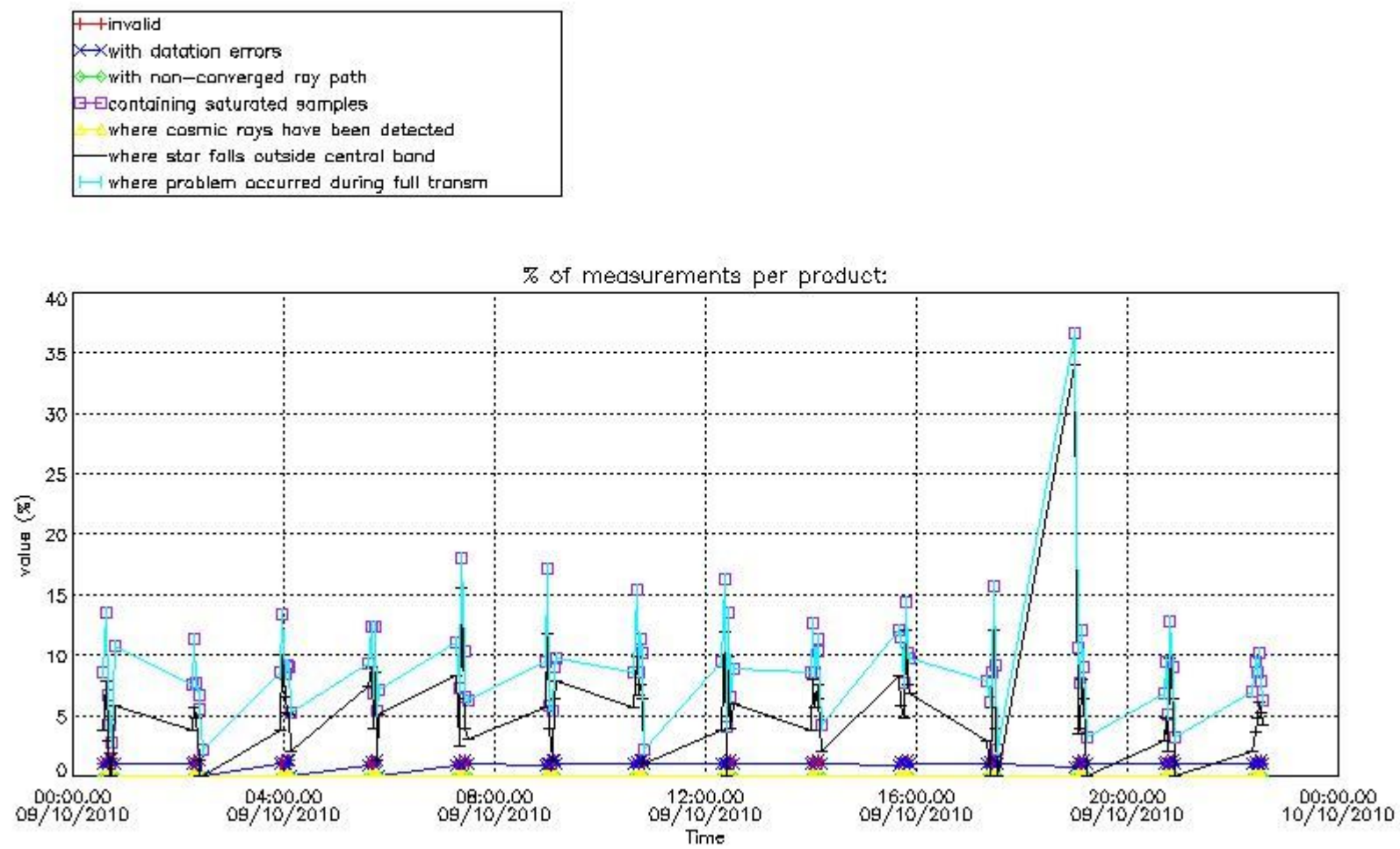
##### 4.1 Plot quality information per product (time dependant) coming from level 1b processing

##### 4.1.1 Plot level 1 quality information per product (time dependant): ENVISAT ASCENDING passes



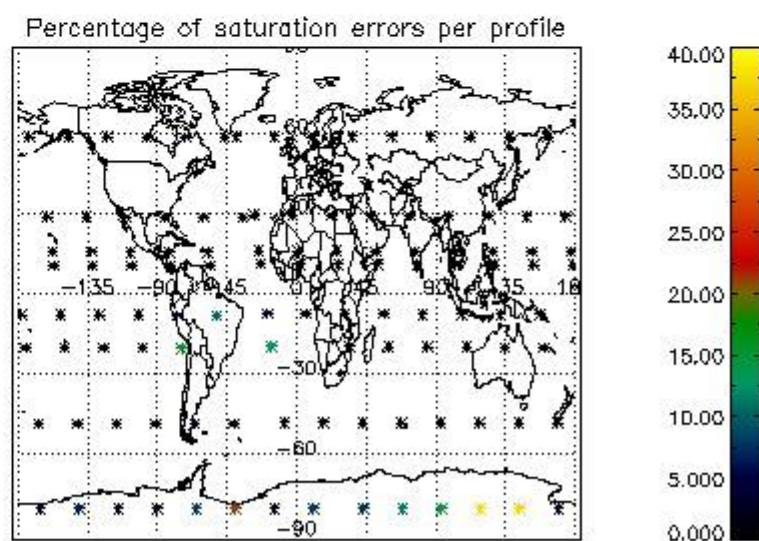
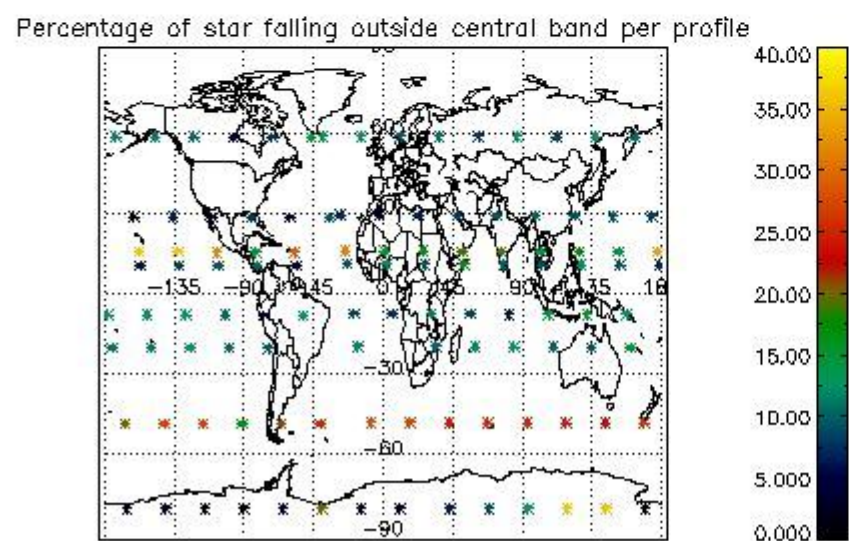
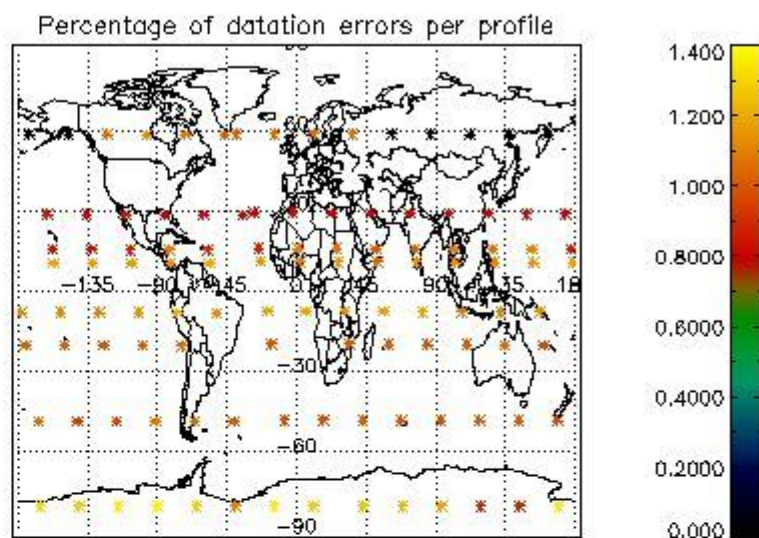
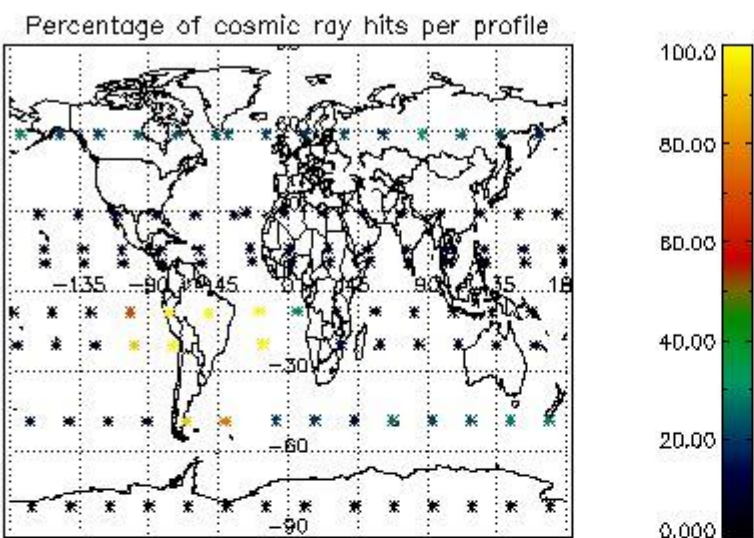


4.1.2 Plot level 1 quality information per product (time dependant): ENVI SAT DESCENDING passes



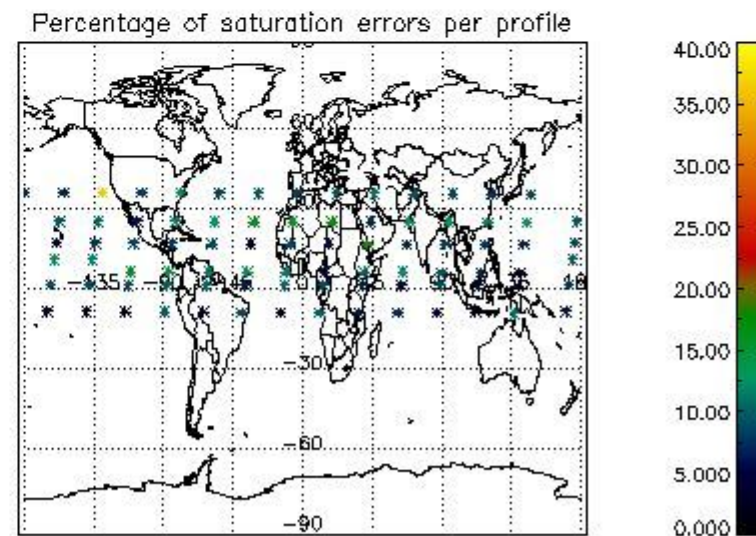
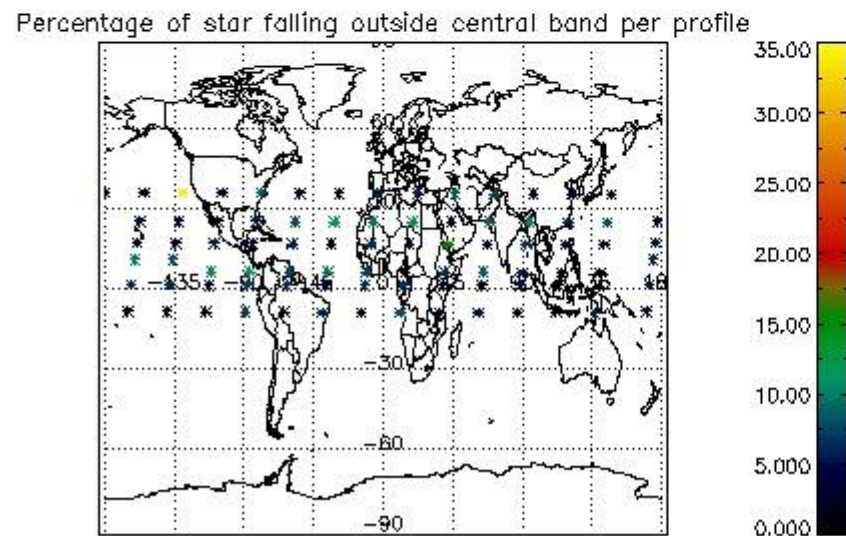
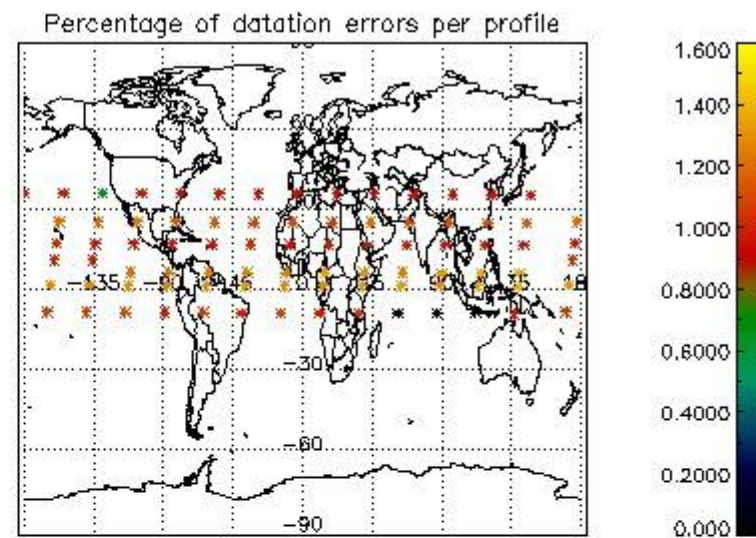
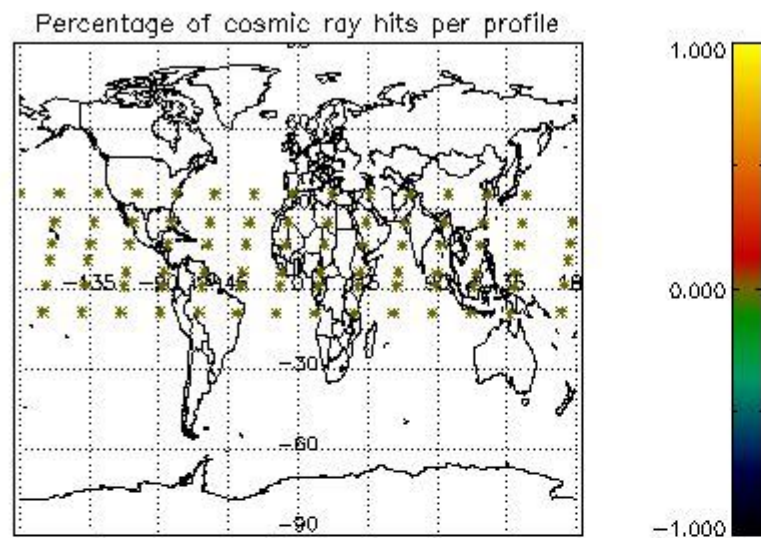
4.2 Plot quality information per product coming from level 1b processing (world map)

4.2.1 Plot level 1 quality information per product (world map): ENVISAT ASCENDING passes



4.2.2 Plot level 1 quality information per product (world map): ENVISAT DESCENDING passes





## 5. Trace gas profiles

### 5.1 Ozone statistics based on quality of products

The final quality of the products can be "measured" using the STD (Standard Deviation) attached to every point profile. This information is written to the parameter GOM\_NL\_\_2P/NL\_LOCAL\_SPECIES\_DENSITY/o3\_std of the level 2 products. The table below shows the statistics for given STD ranges.

The statistics are given with respect to the overall valid production:

- Products without fatal errors: GOM\_NL\_\_2P/MPH/PRODUCT\_ERR=0
- Valid point profile: GOM\_NL\_\_2P/NL\_LOCAL\_SPECIES\_DENSITY/pcd(0)=0

The 'Criteria' is applied to valid points of dark limb products:

- Products in dark limb illumination condition: GOM\_NL\_\_2P/NL\_SUMMARY\_QUALITY/obs\_ill\_cond=0
- Products without fatal errors: GOM\_NL\_\_2P/MPH/PRODUCT\_ERR=0
- Valid point profile: GOM\_NL\_\_2P/NL\_LOCAL\_SPECIES\_DENSITY/pcd(0)=0

So, the table below shows the percentage of dark limb and valid observations for each criteria with respect to the overall valid daily observations.

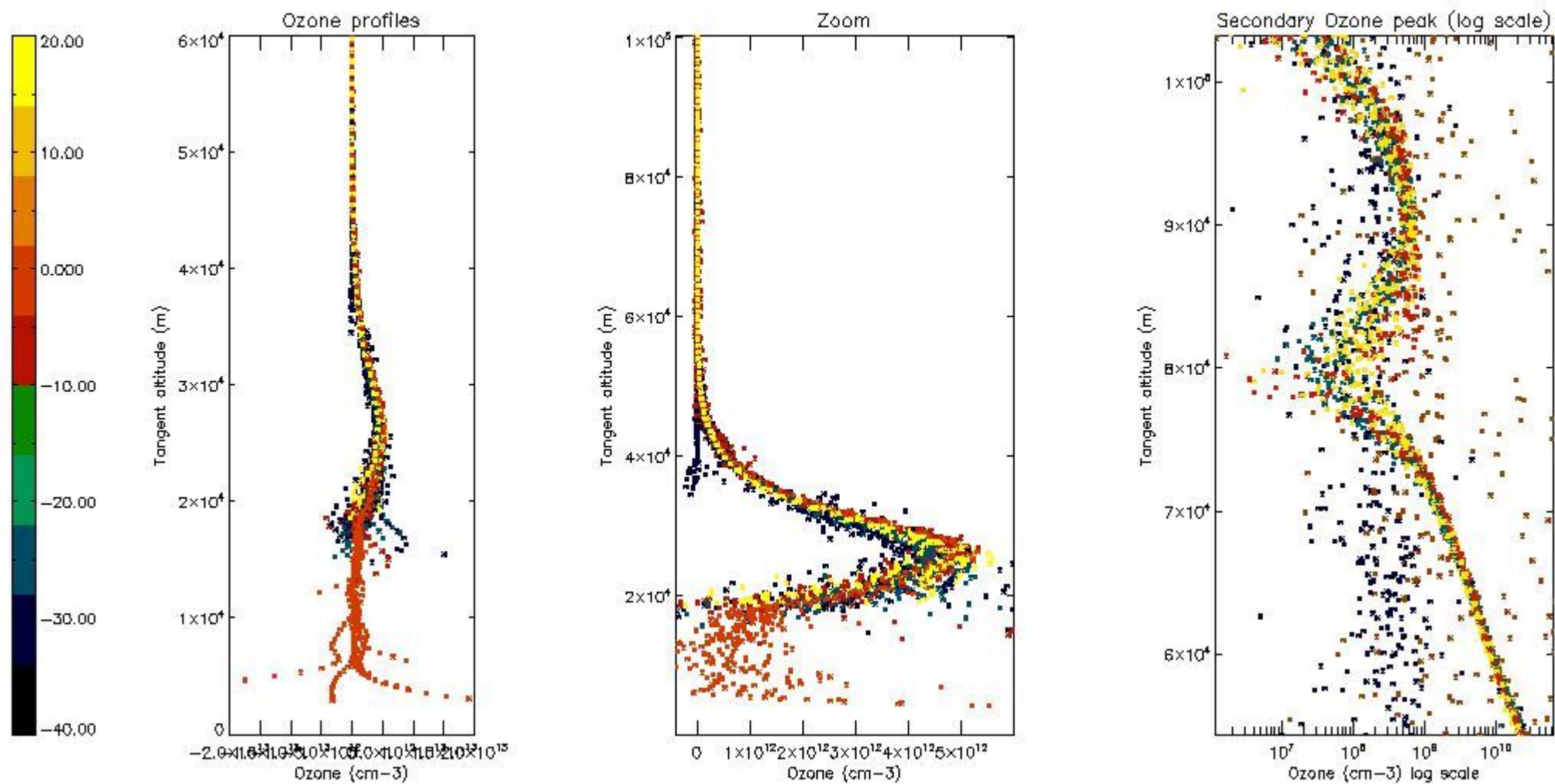
| Criteria | % of total production |
|----------|-----------------------|
| All STD  | 38                    |
| STD < 20 | 20                    |



|          |    |
|----------|----|
| STD < 10 | 15 |
| STD < 5  | 11 |

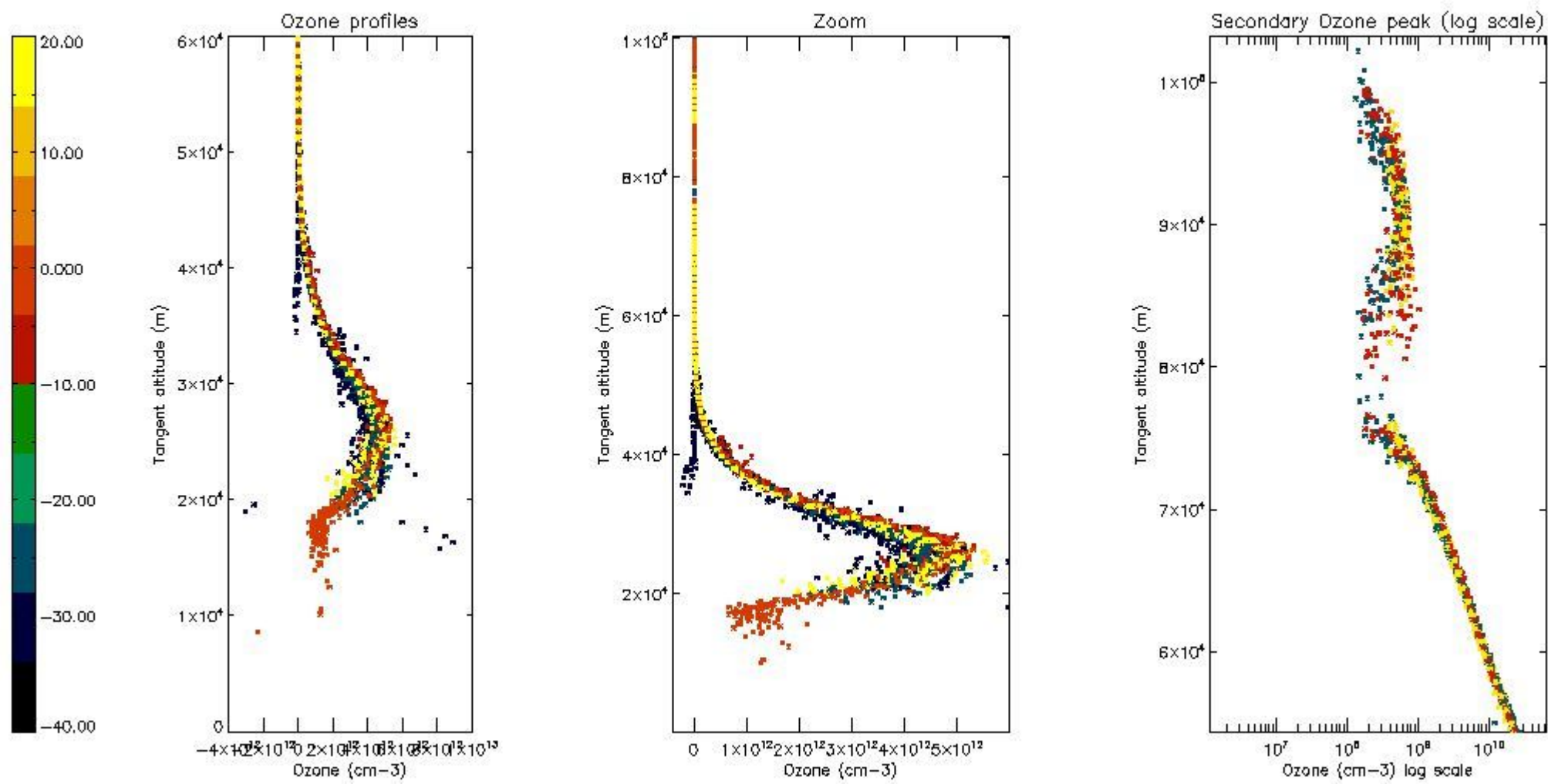
5.2 Plot ozone profiles for all STD (dark without errors)

The colorbar represents the latitude.



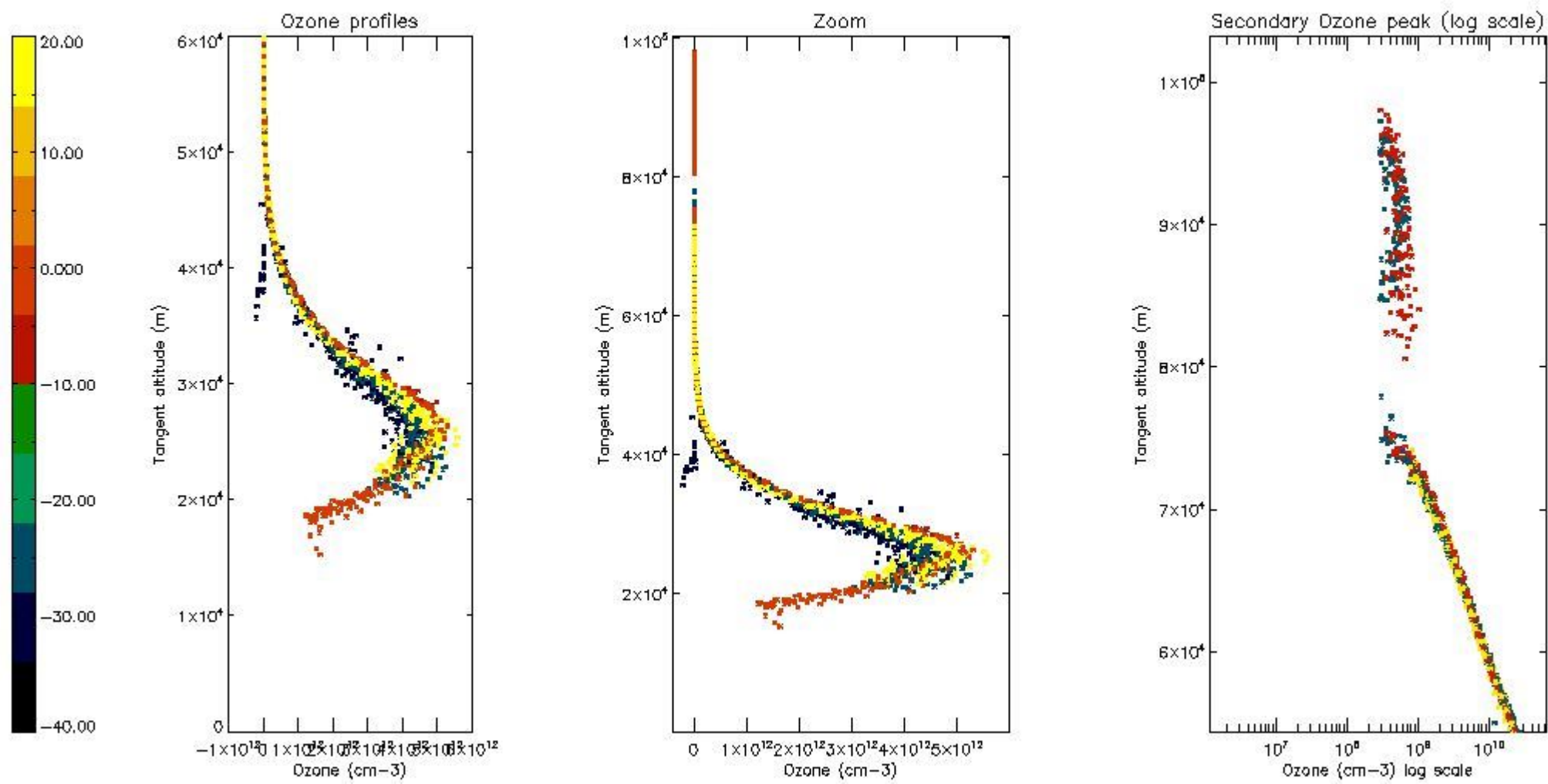
5.3 Plot ozone profiles where STD < 20% (dark without errors)

The colorbar represents the latitude.



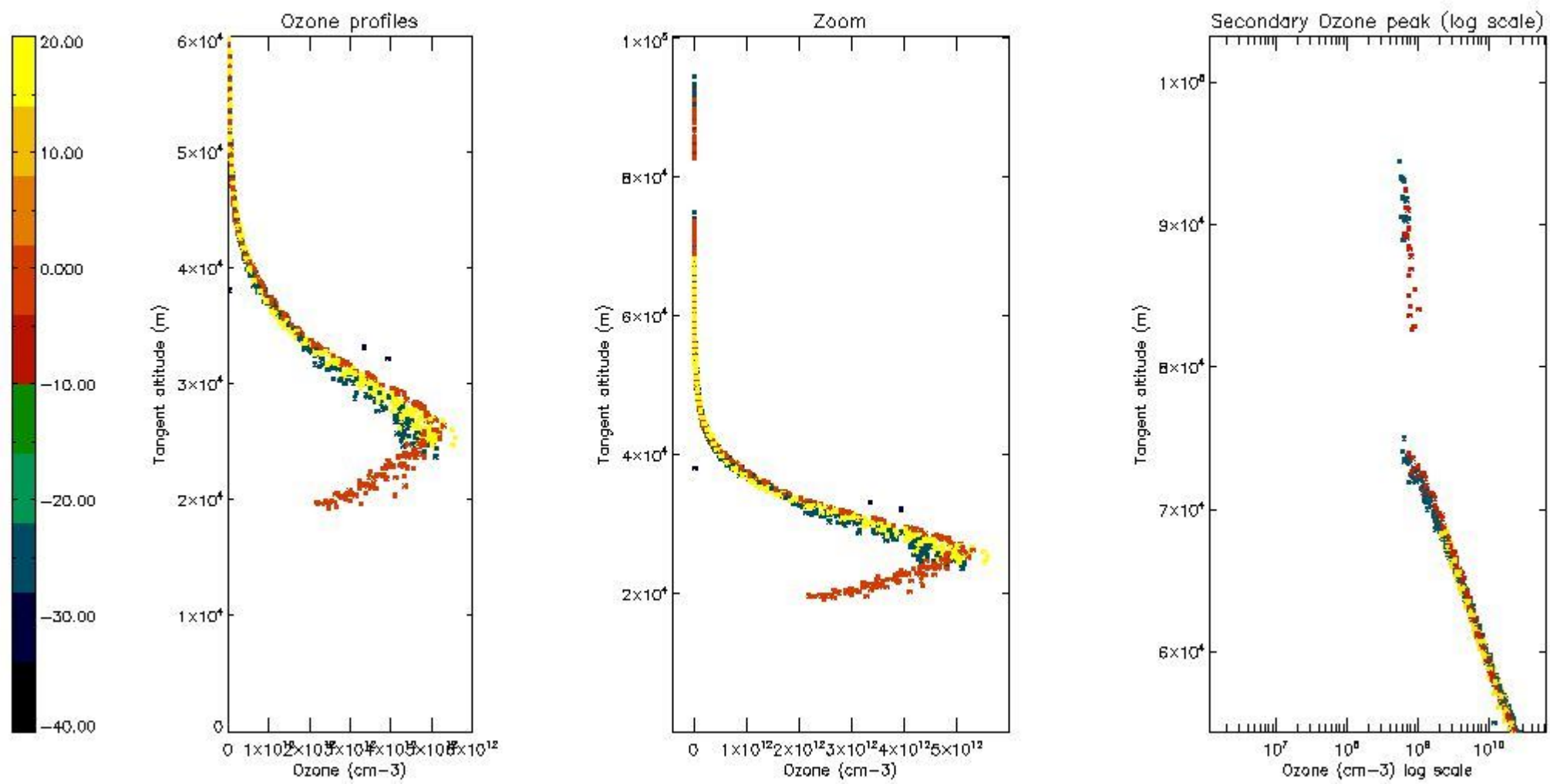
*5.4 Plot ozone profiles where STD < 10% (dark without errors)*

The colorbar represents the latitude.



*5.5 Plot ozone profiles where STD < 5% (dark without errors)*

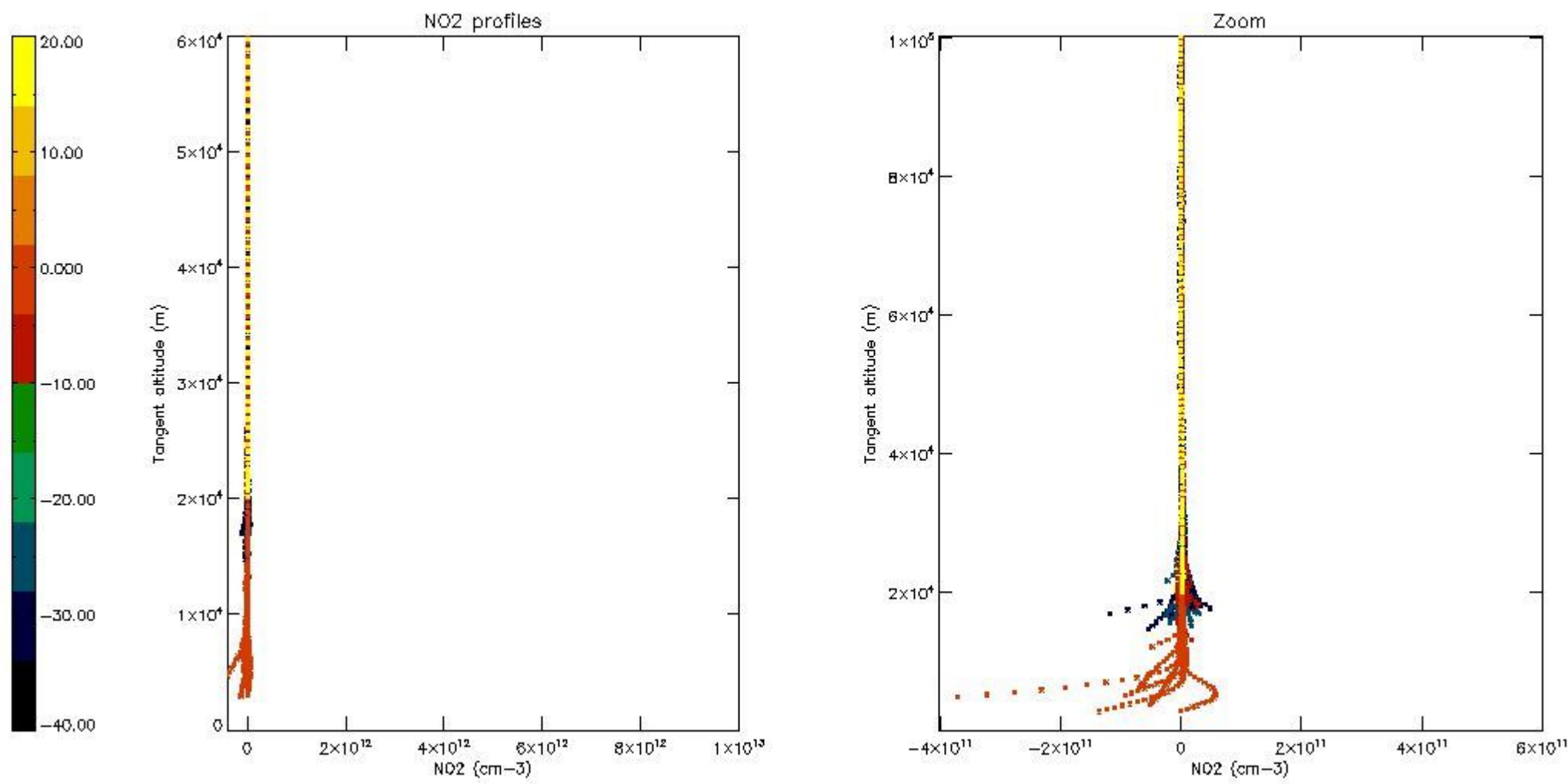
The colorbar represents the latitude.



*5.6 Plot NO<sub>2</sub> profiles for all STD (dark without errors)*

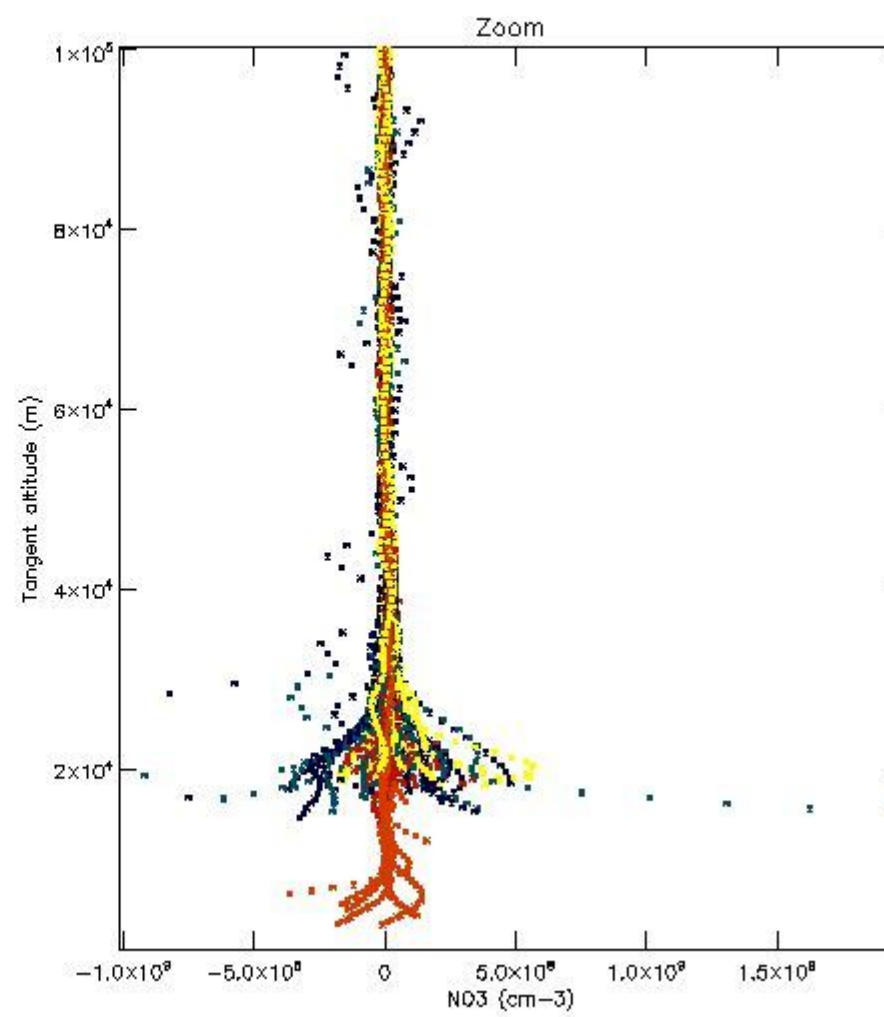
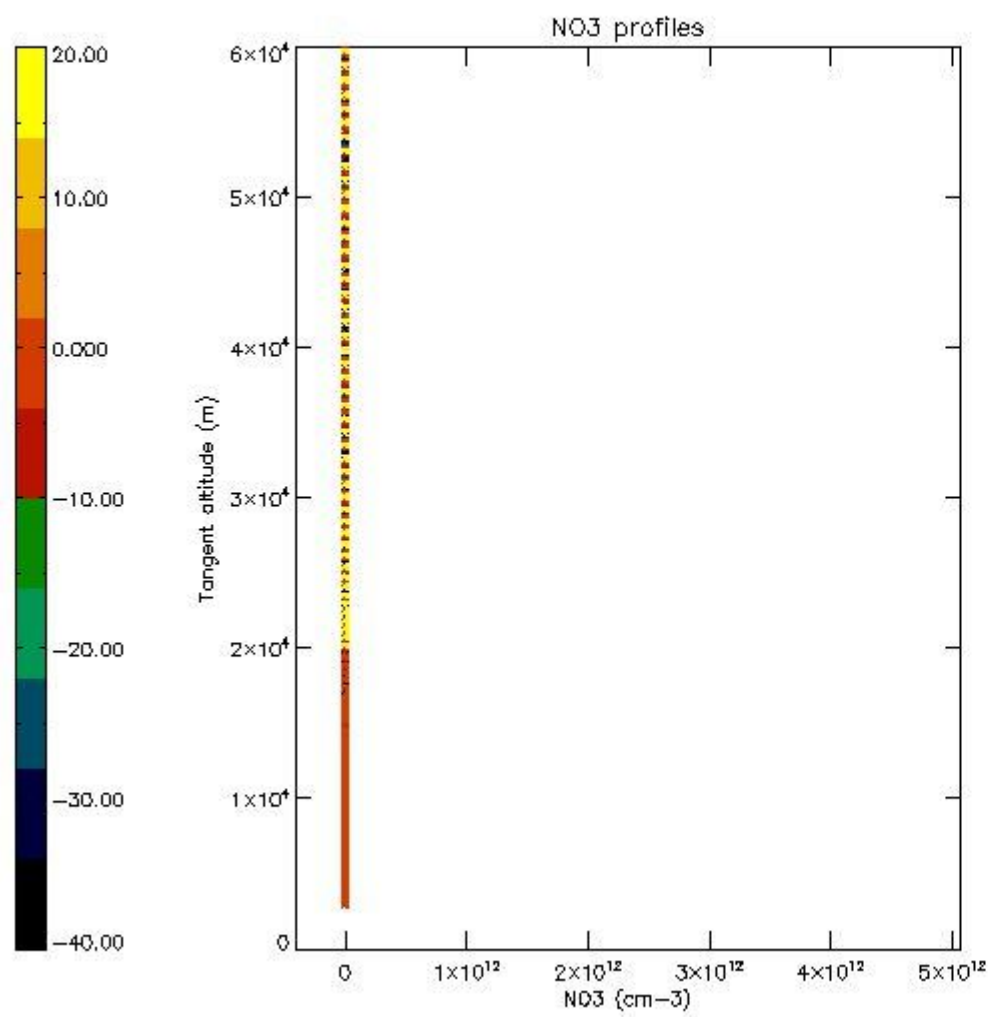
The colorbar represents the latitude.





*5.7 Plot NO3 profiles for all STD (dark without errors)*

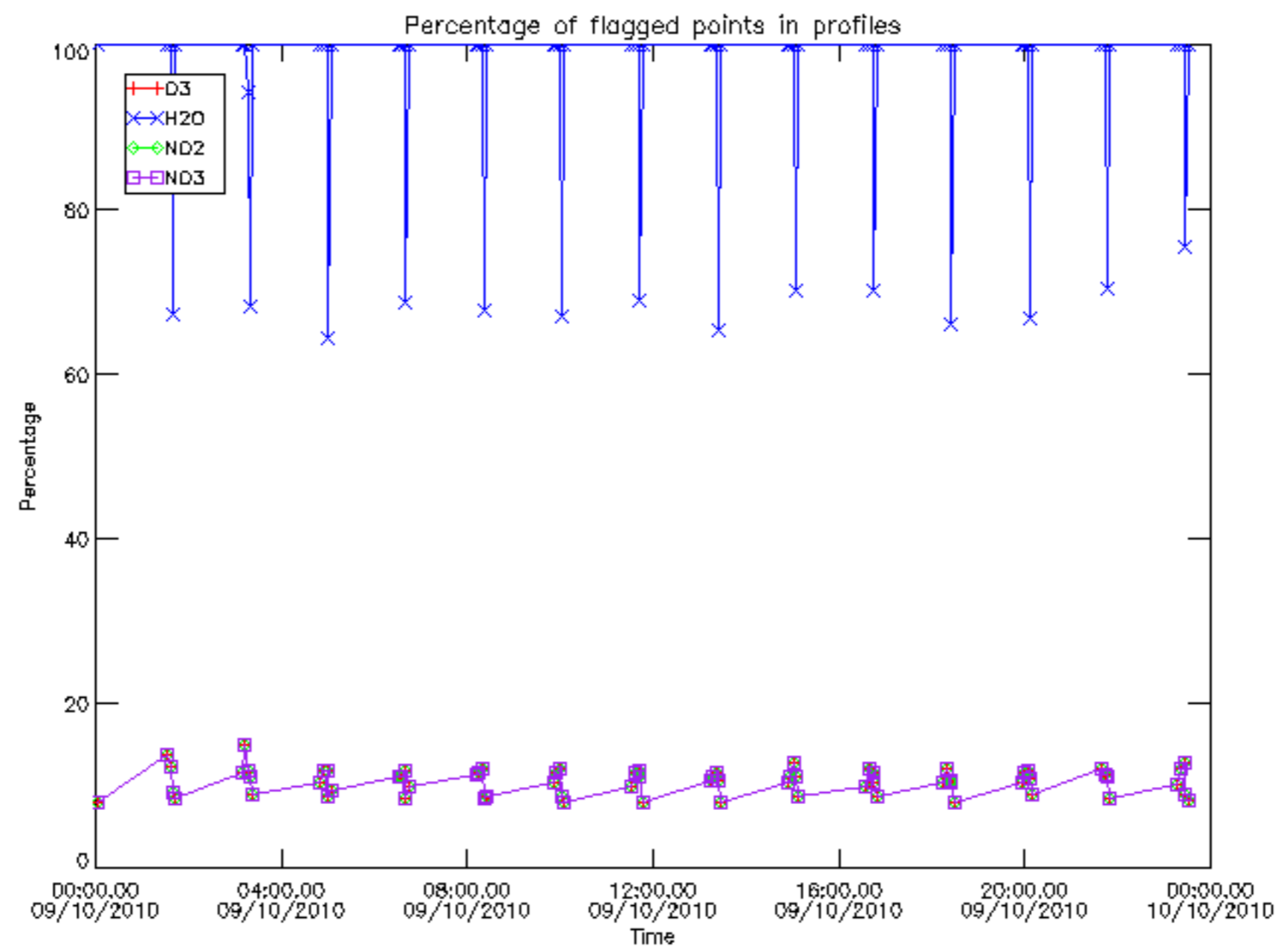
The colorbar represents the latitude.



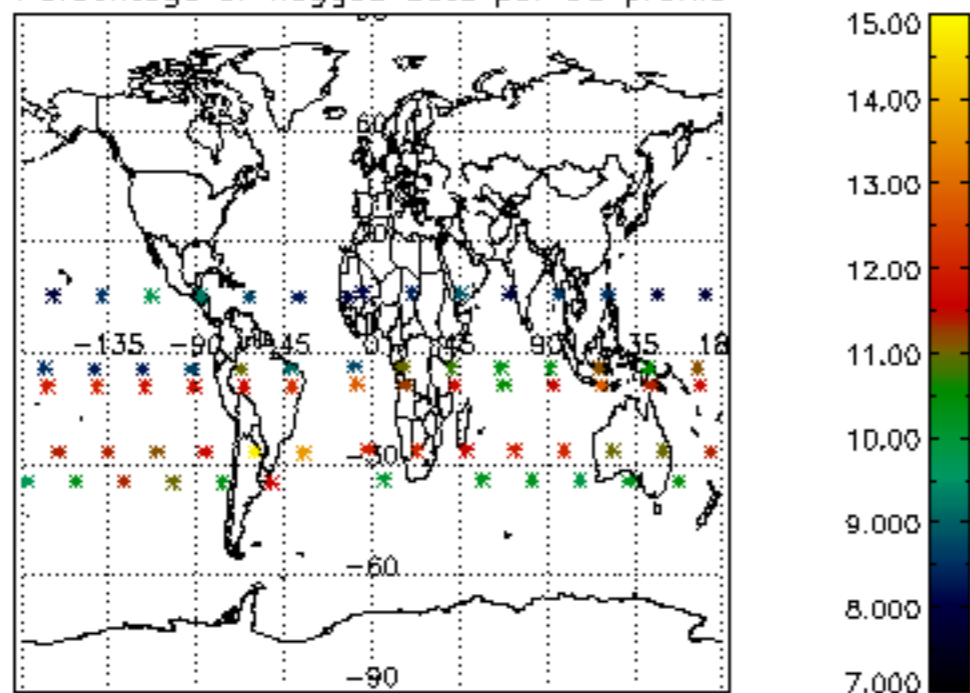
## 6. Auxiliary Data Files used for the production reported in section 2

The number reported in the third column indicates since which file (see list in section 2) the corresponding auxiliary file has been used. The fourth column is the date of those product files.

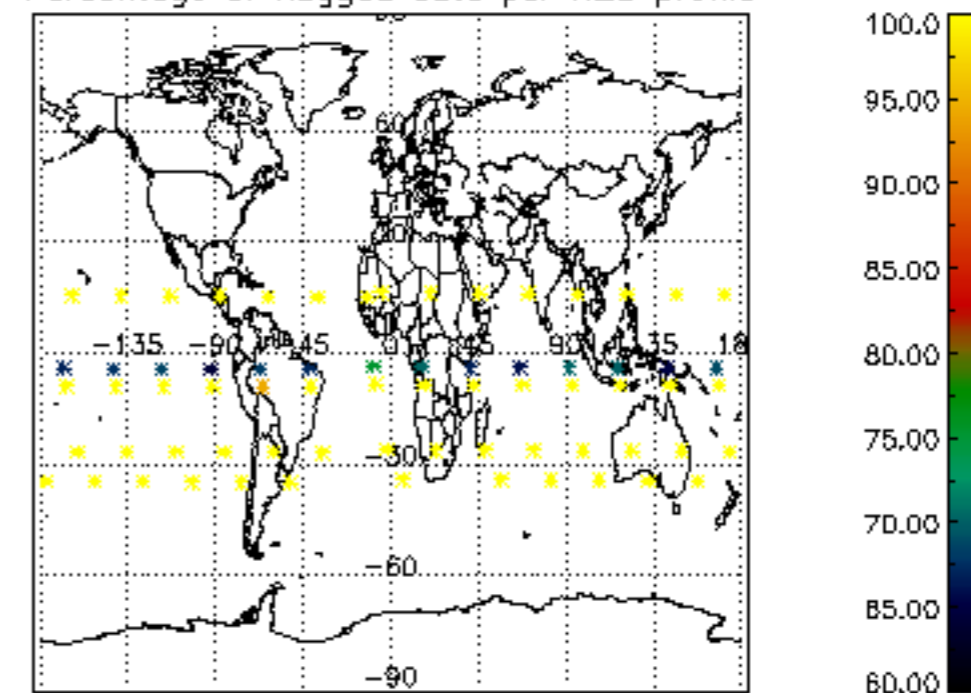
| Type                      | Auxiliary Filename  | Used since product | Used since product date |
|---------------------------|---|--------------------|-------------------------|
| INST_PHYS_CHARACTERISTICS | GOM_INS_AXVIEC20091111_143220_20030716_120000_20500101_000000 | 1                  | 09-OCT-2010 00:02:09    |
| LEVEL-2_PROC_CONFIG       | GOM_PR2_AXVIEC20091111_152718_20020301_000000_20500101_000000 | 1                  | 09-OCT-2010 00:02:09    |
| CROSS_SECTIONS_FILE       | GOM_CRS_AXVIEC20091111_154832_20020301_000000_20500101_000000 | 1                  | 09-OCT-2010 00:02:09    |



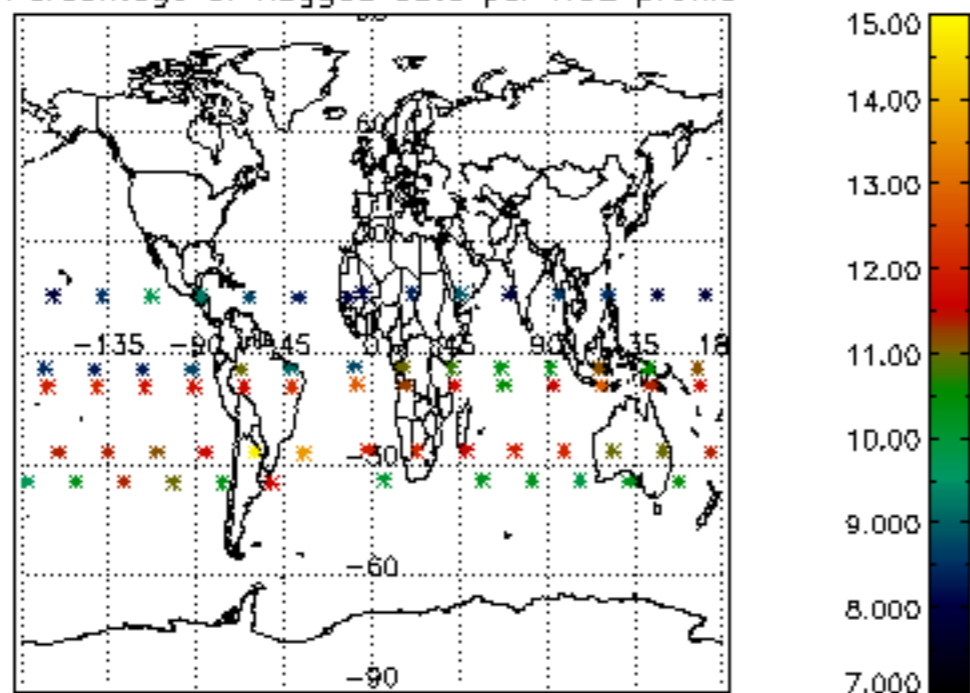
Percentage of flagged data per D3 profile



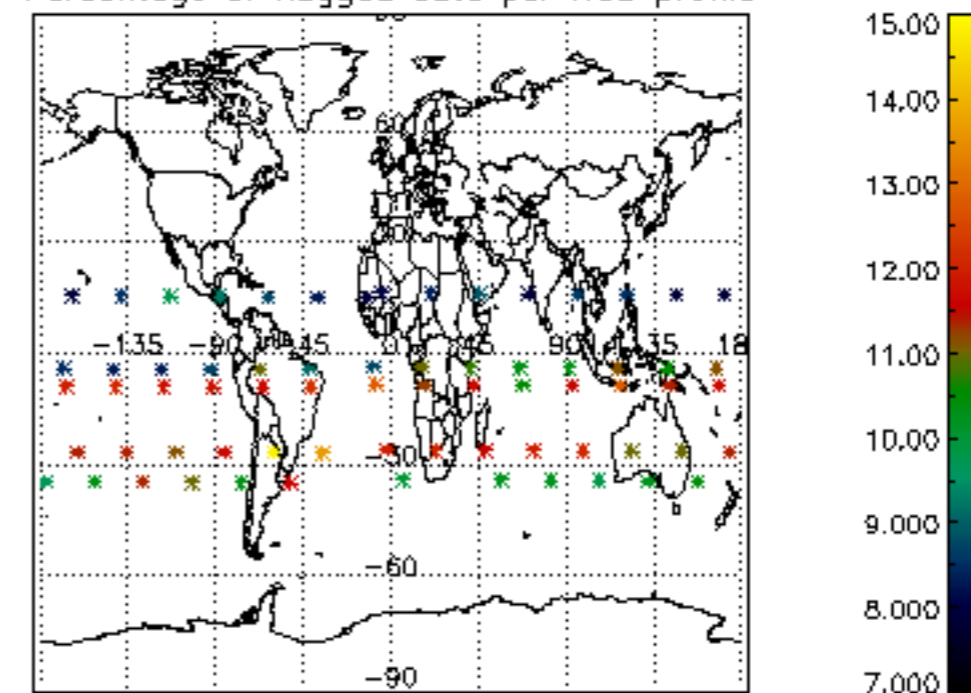
Percentage of flagged data per H2O profile



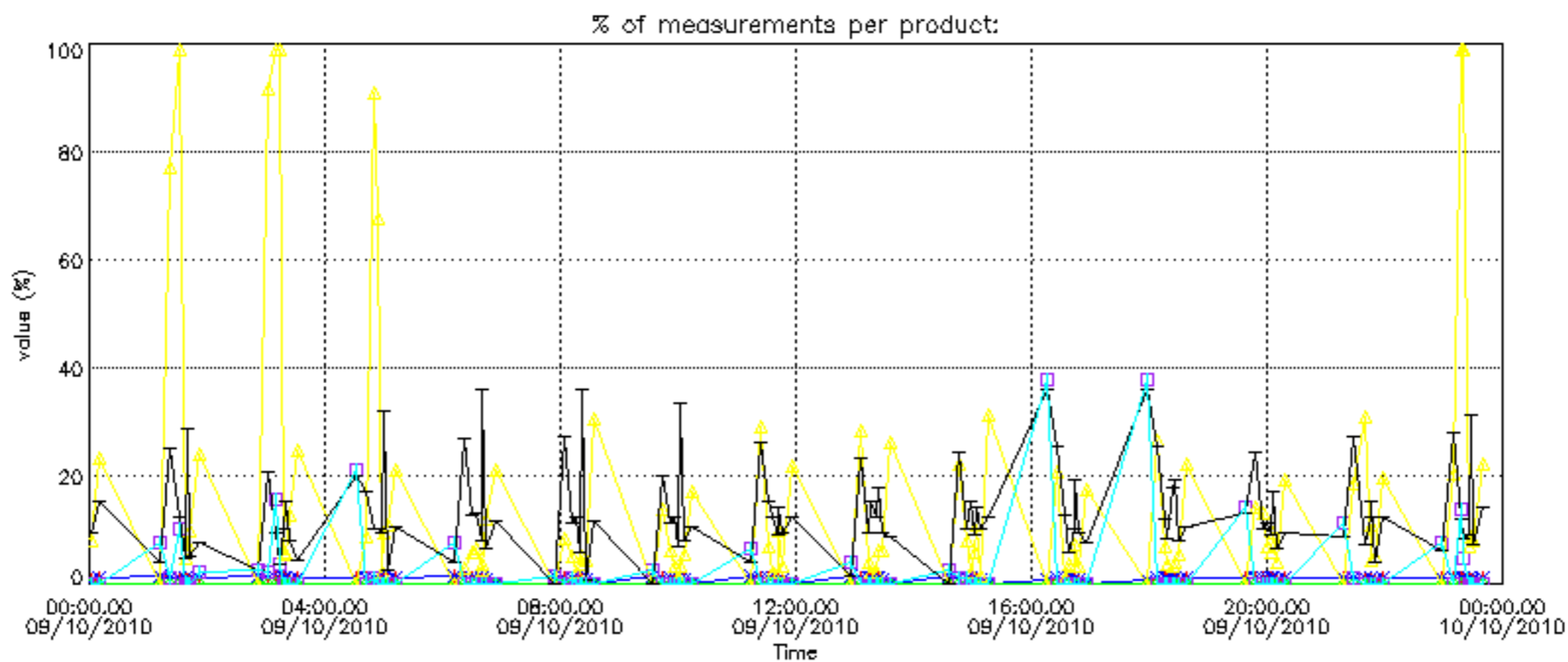
Percentage of flagged data per NO2 profile

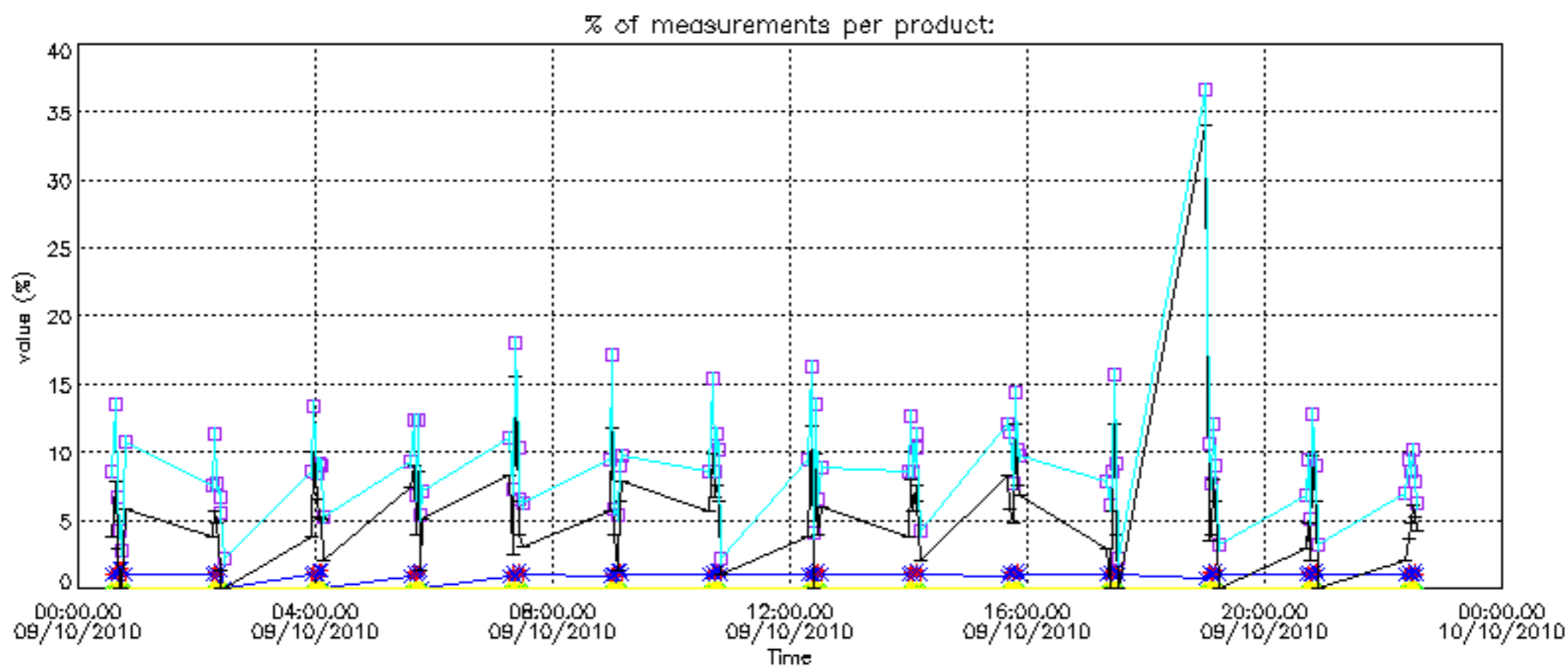


Percentage of flagged data per NO3 profile

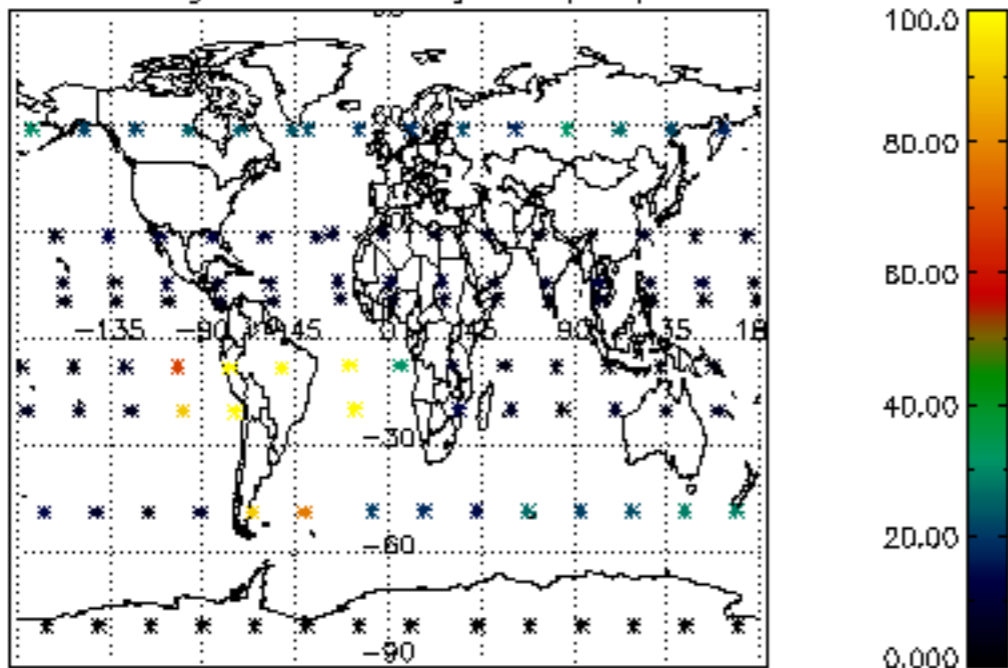




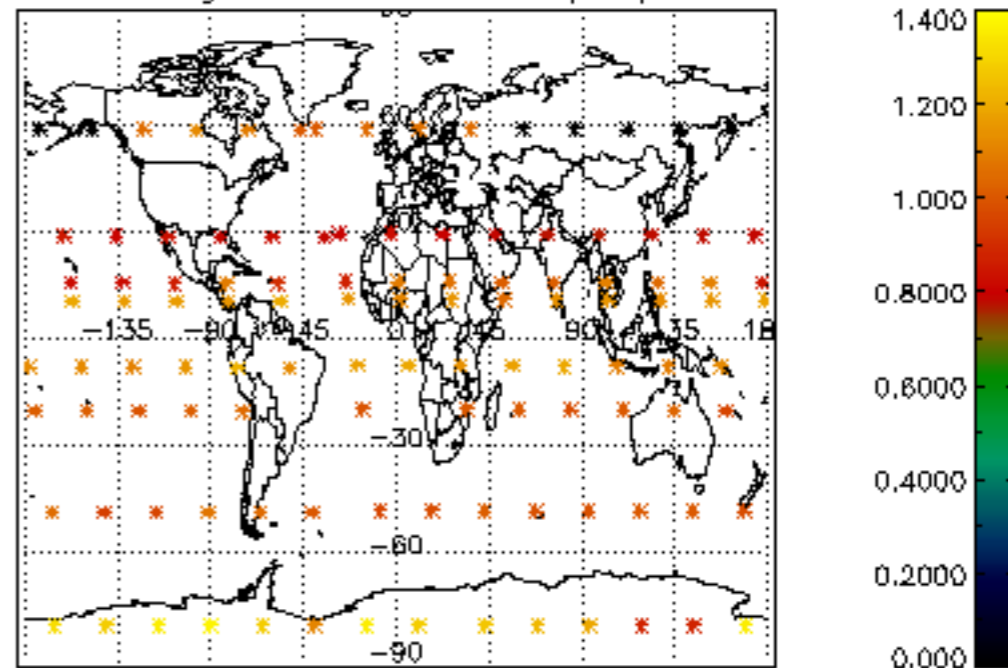




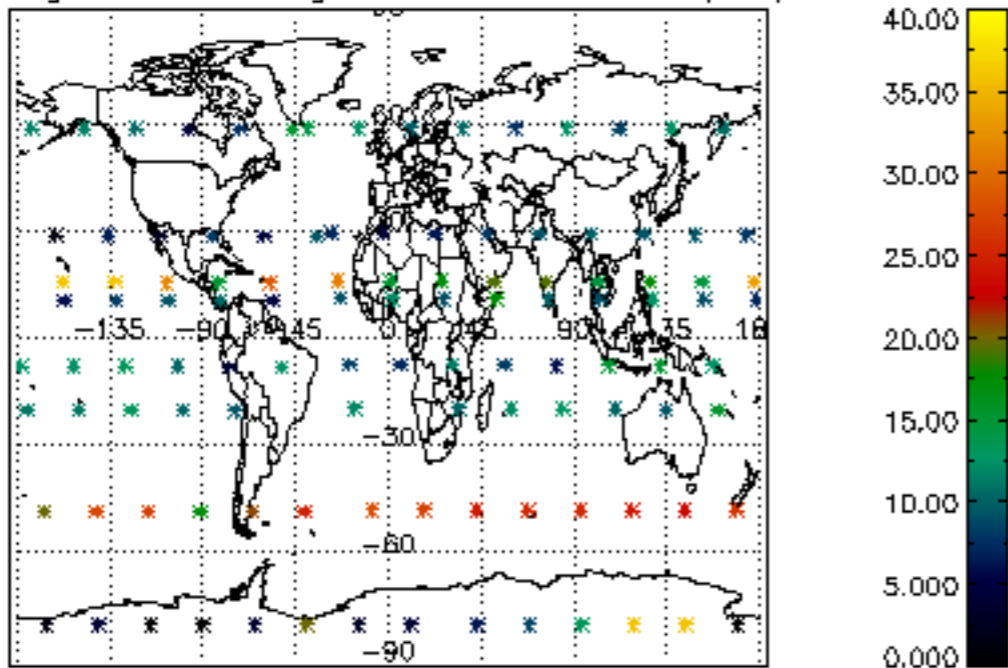
Percentage of cosmic ray hits per profile



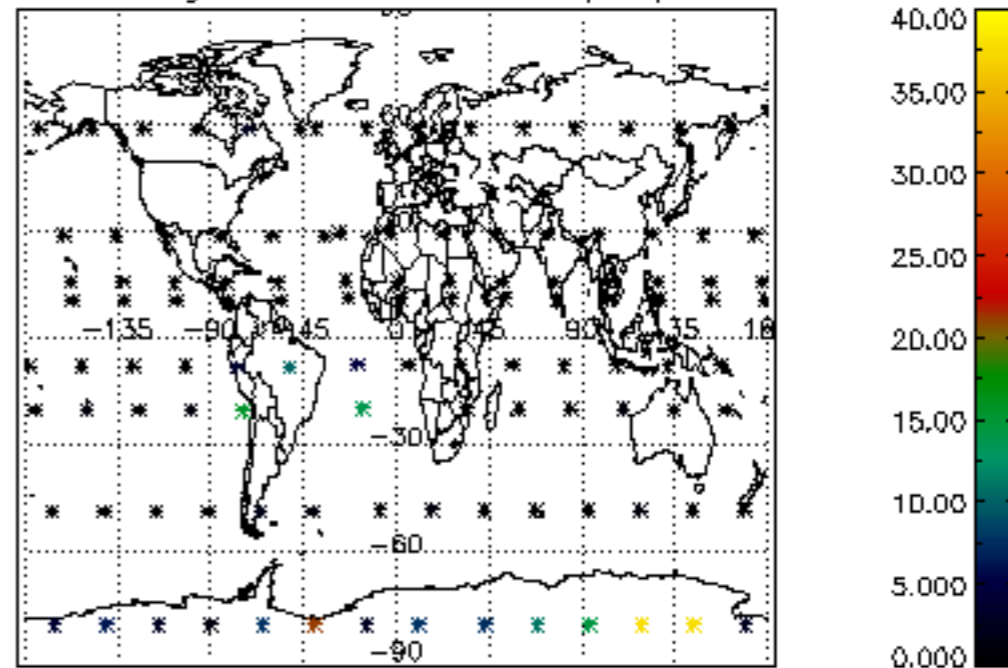
Percentage of datation errors per profile



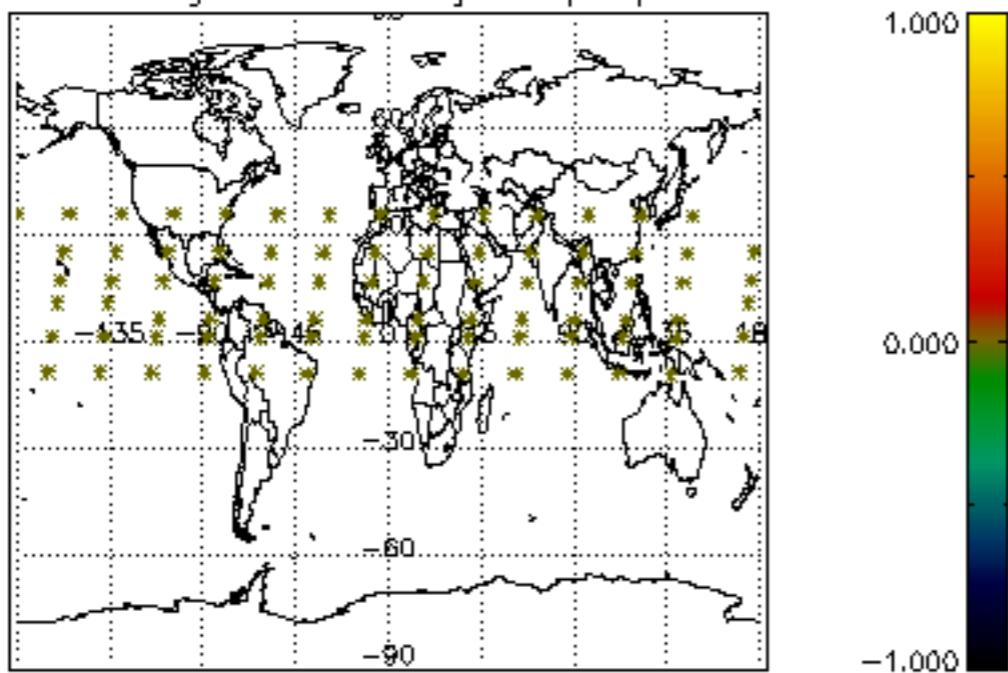
Percentage of star falling outside central band per profile



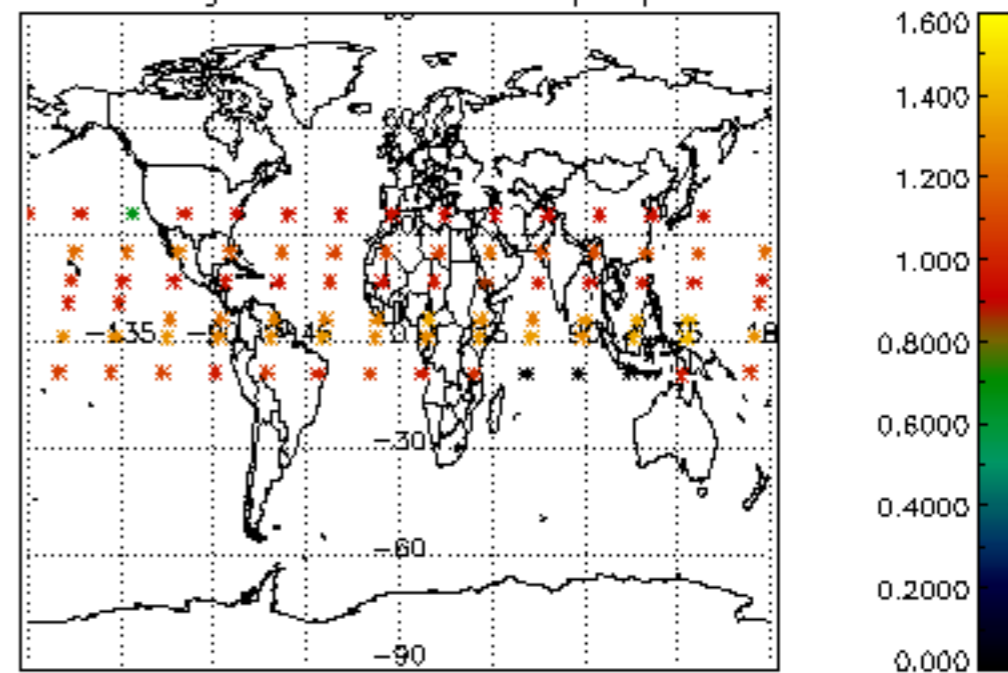
Percentage of saturation errors per profile



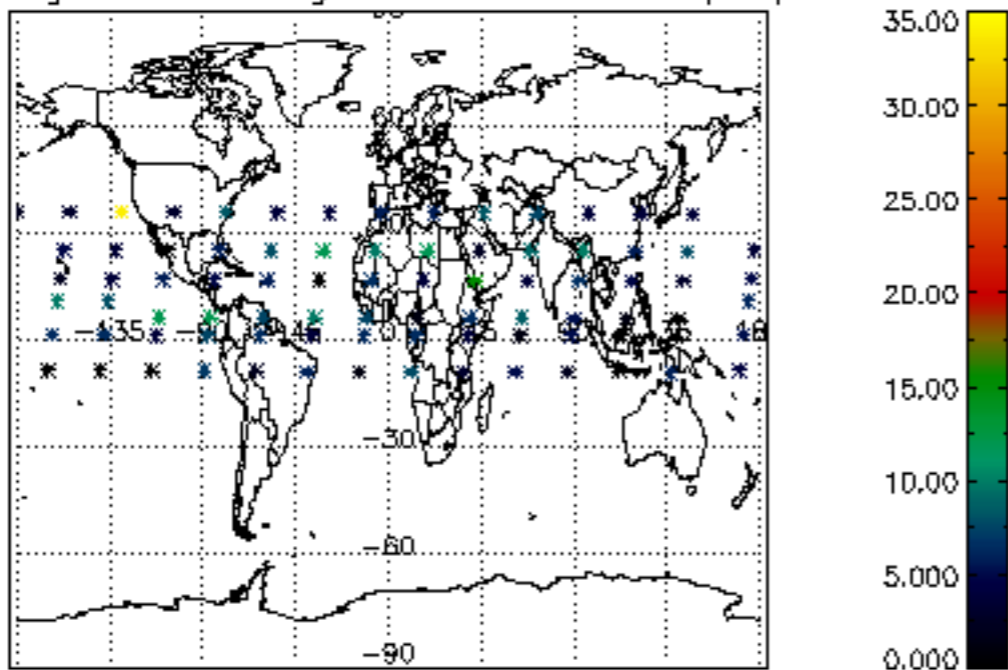
Percentage of cosmic ray hits per profile



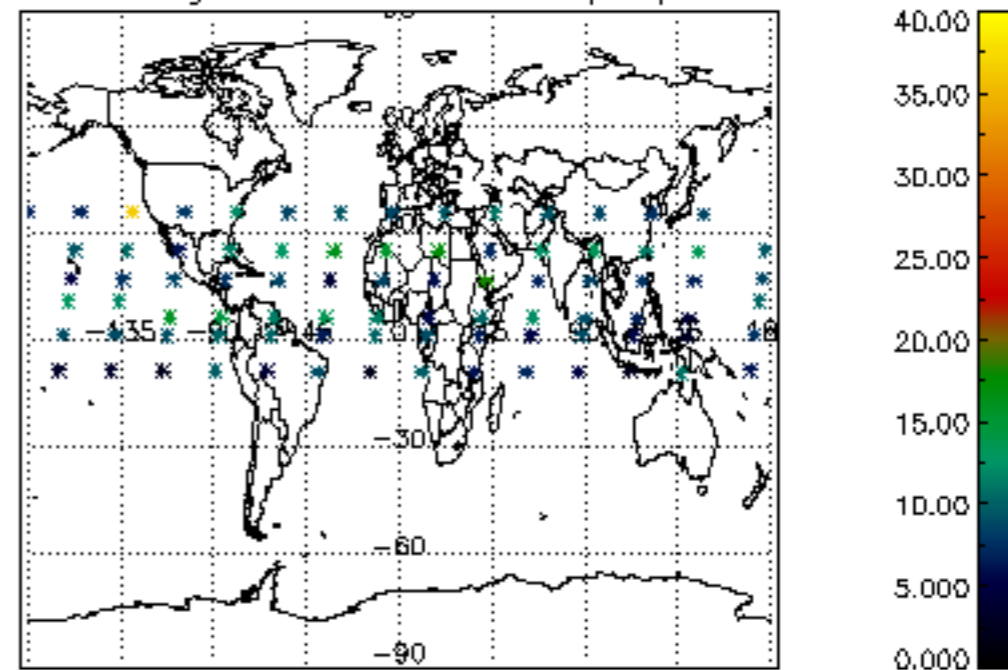
Percentage of datation errors per profile



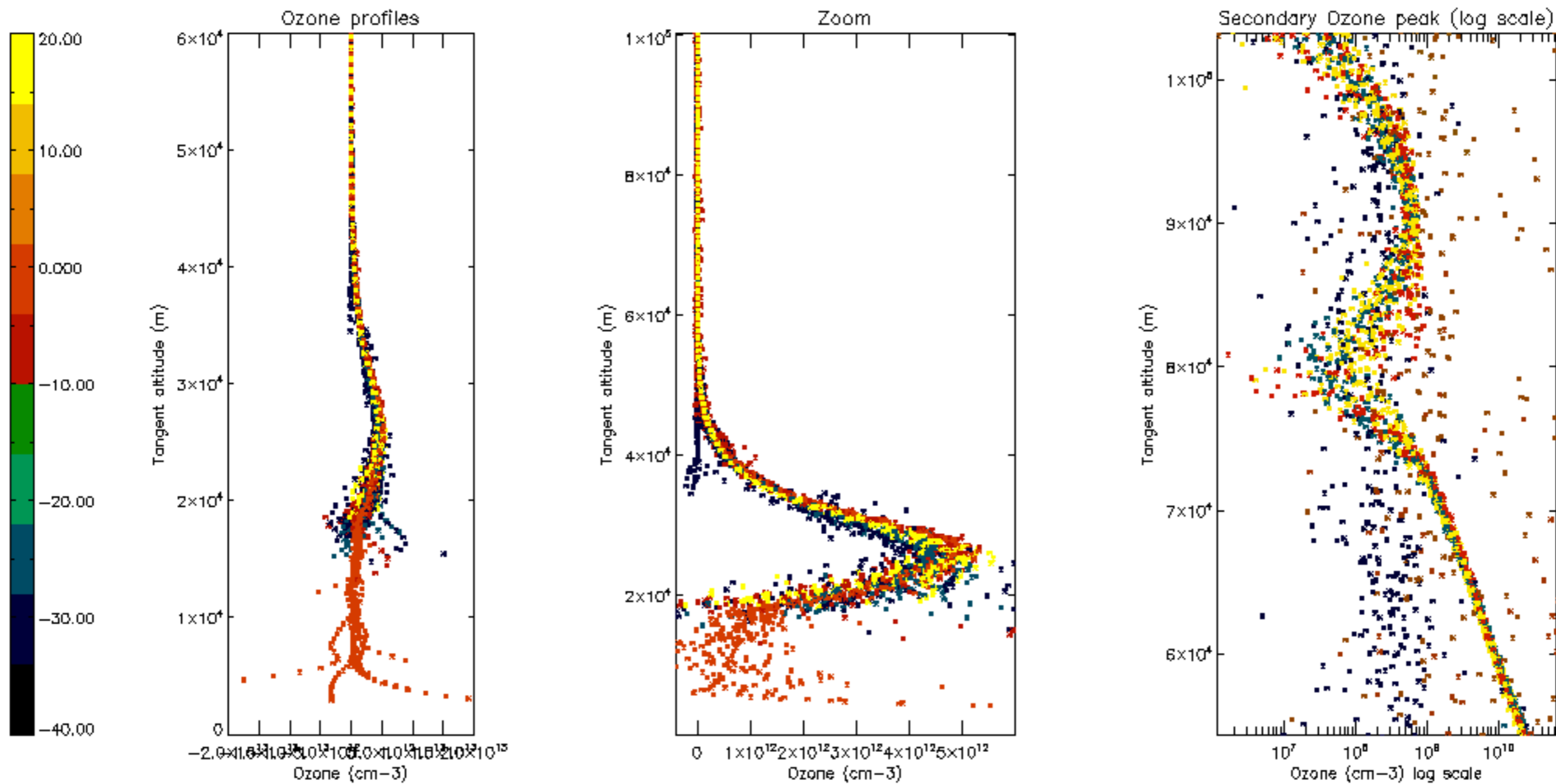
Percentage of star falling outside central band per profile

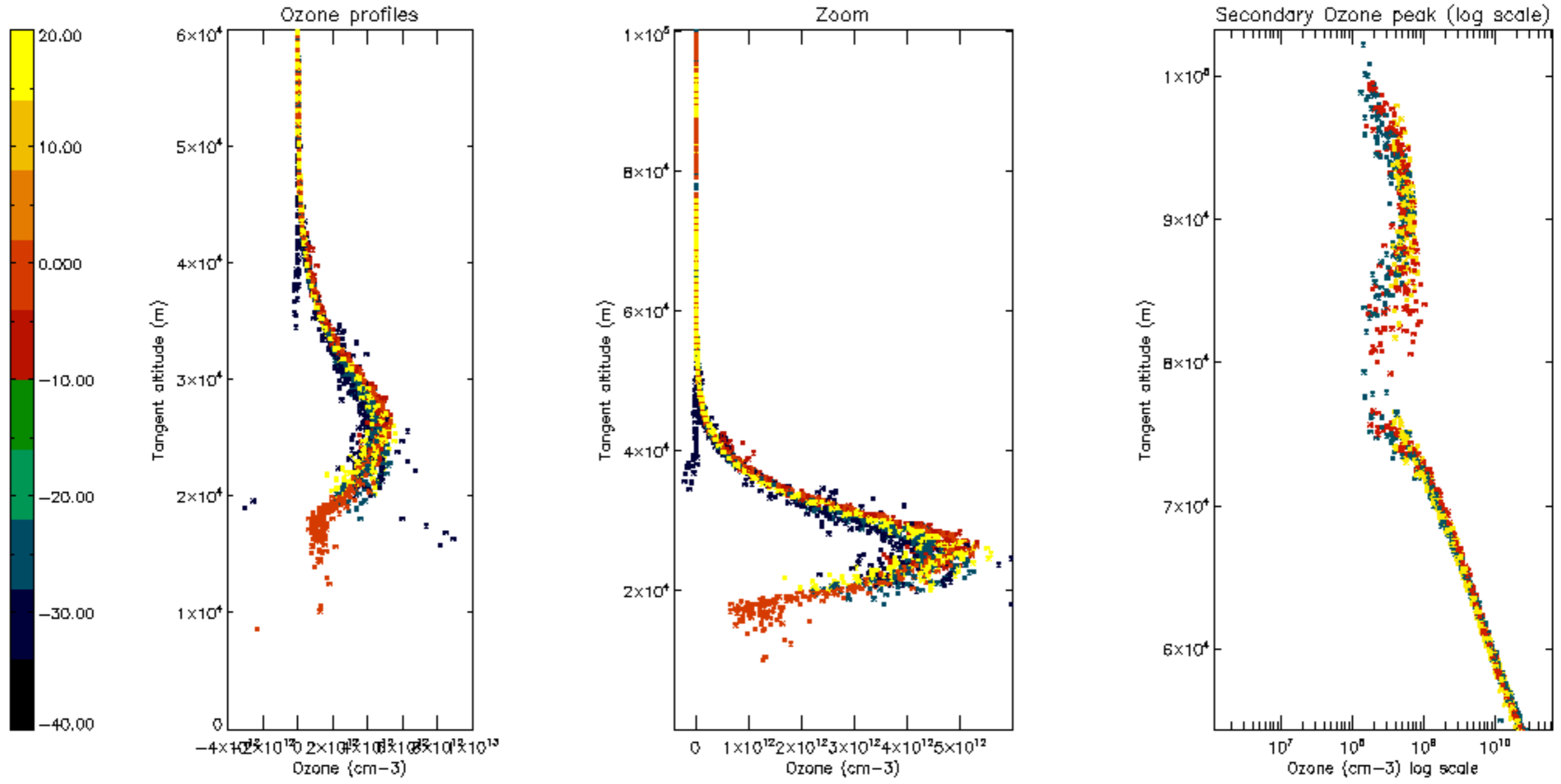


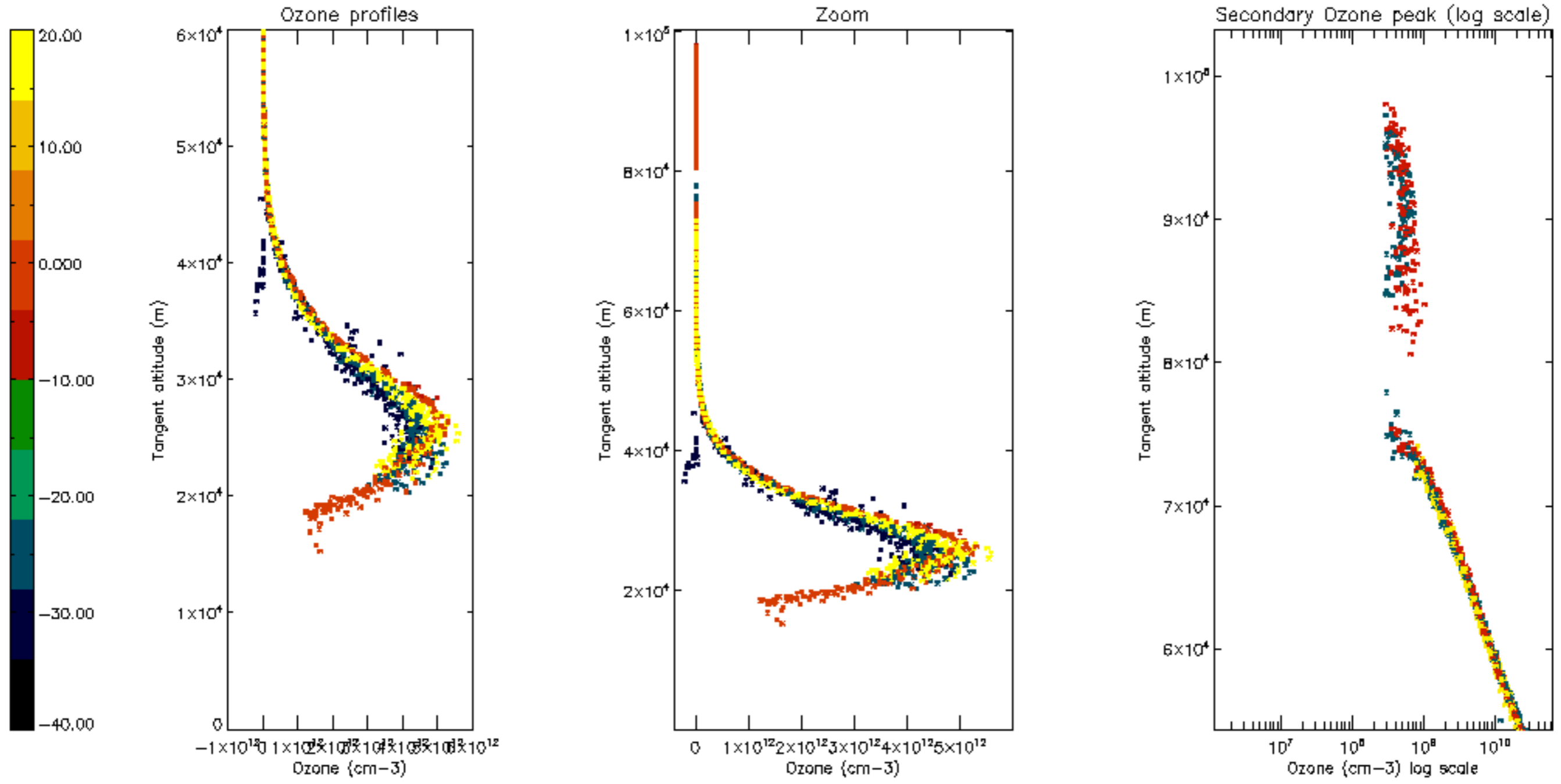
Percentage of saturation errors per profile

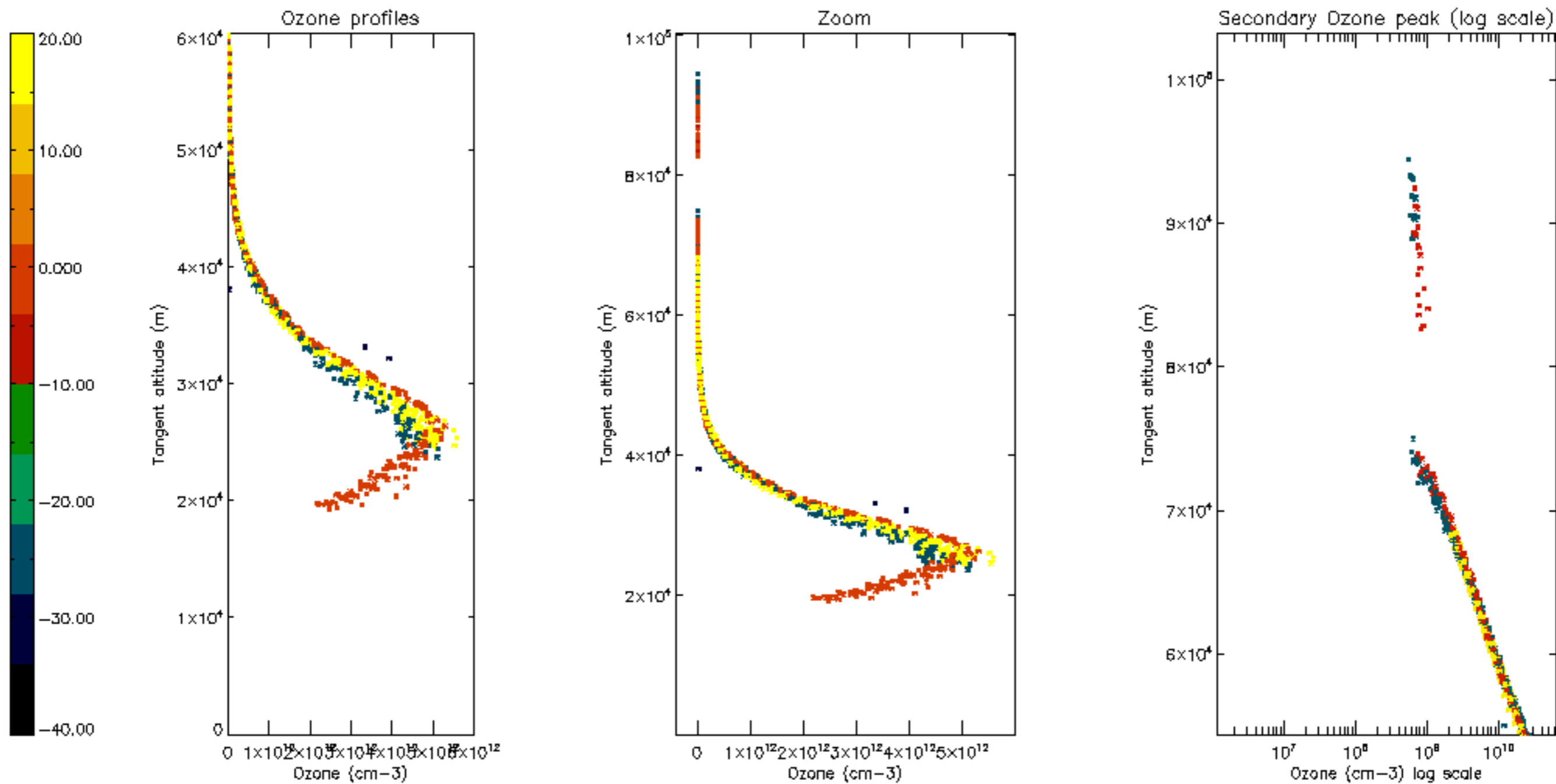




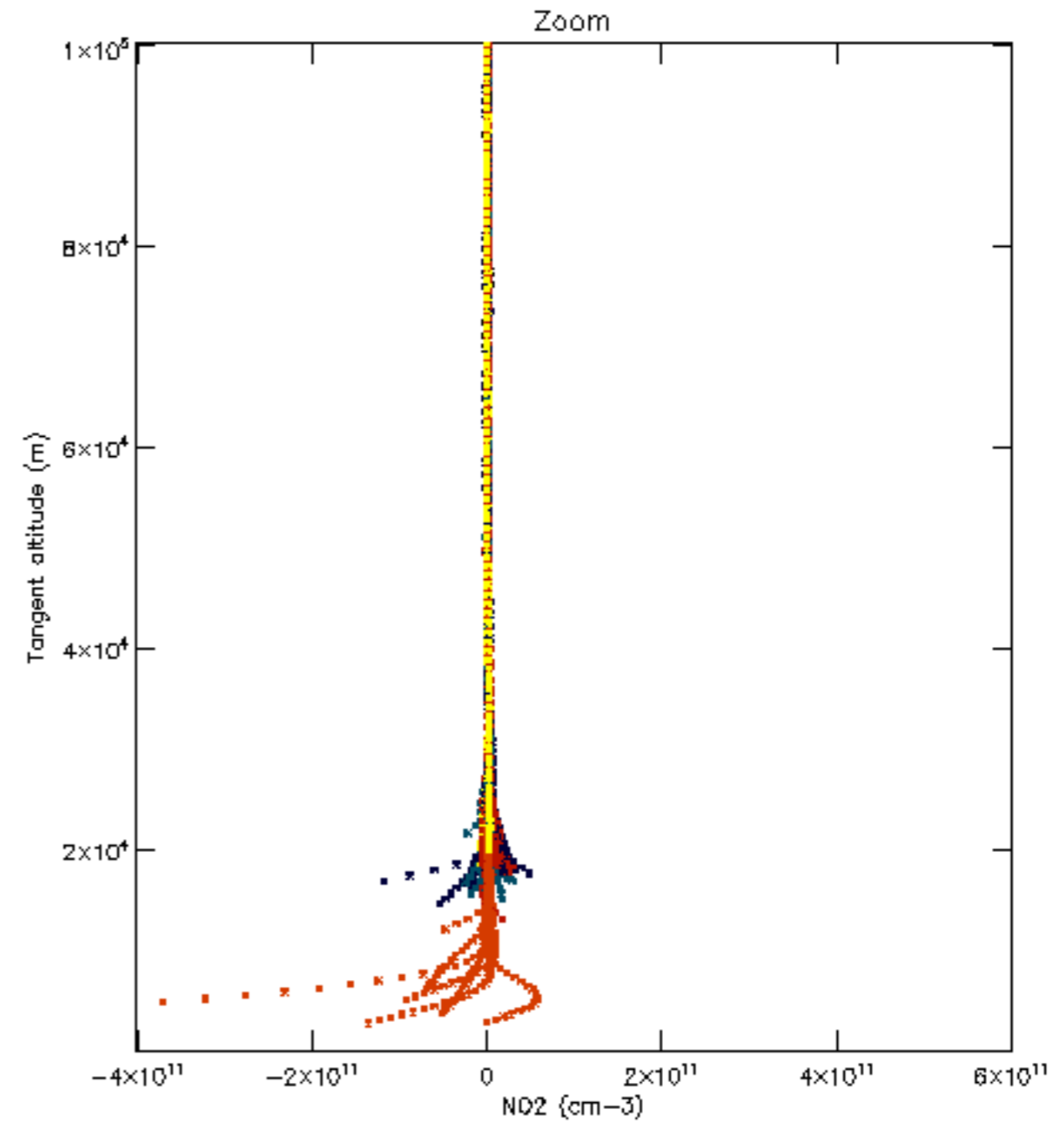
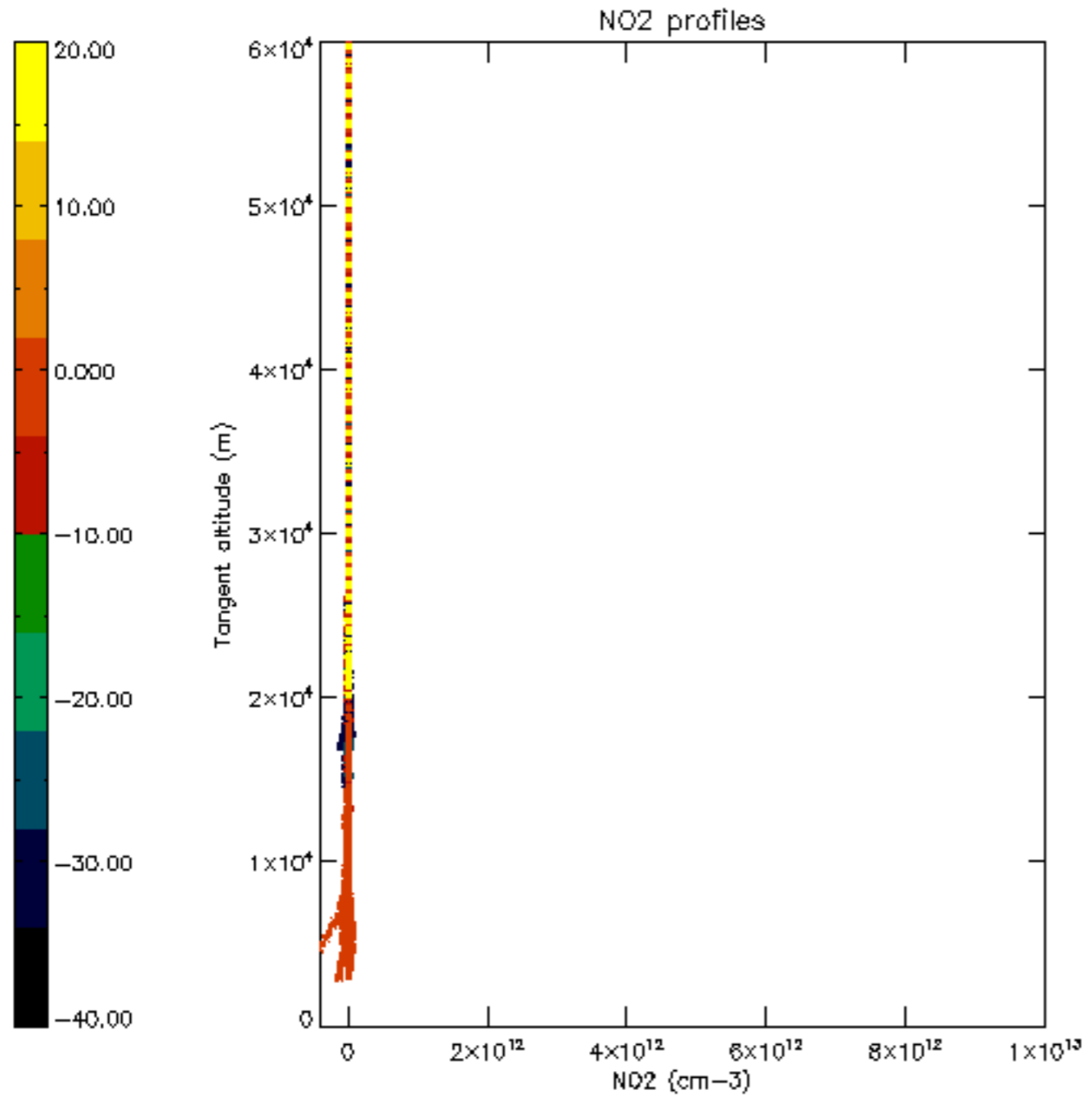


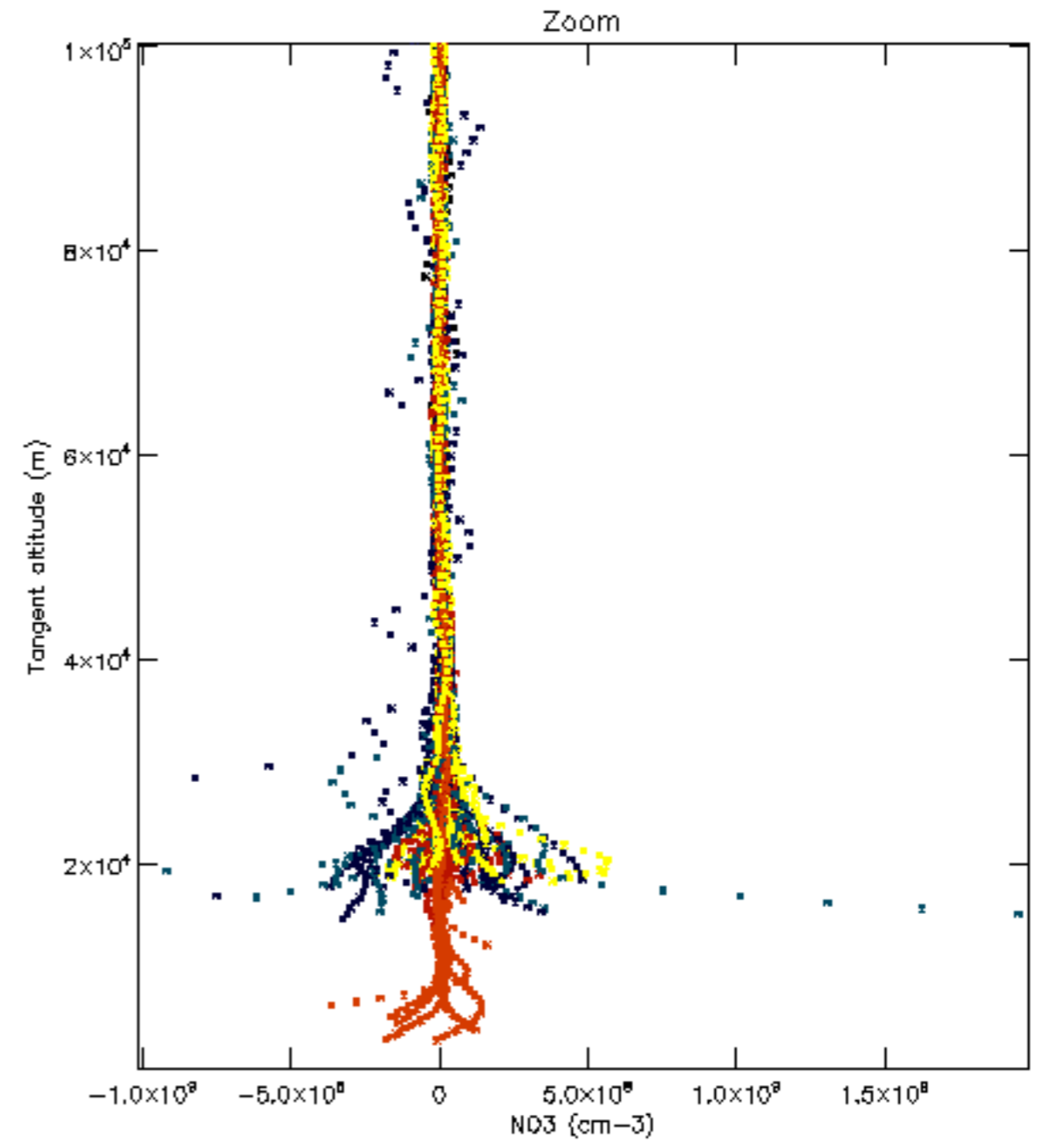
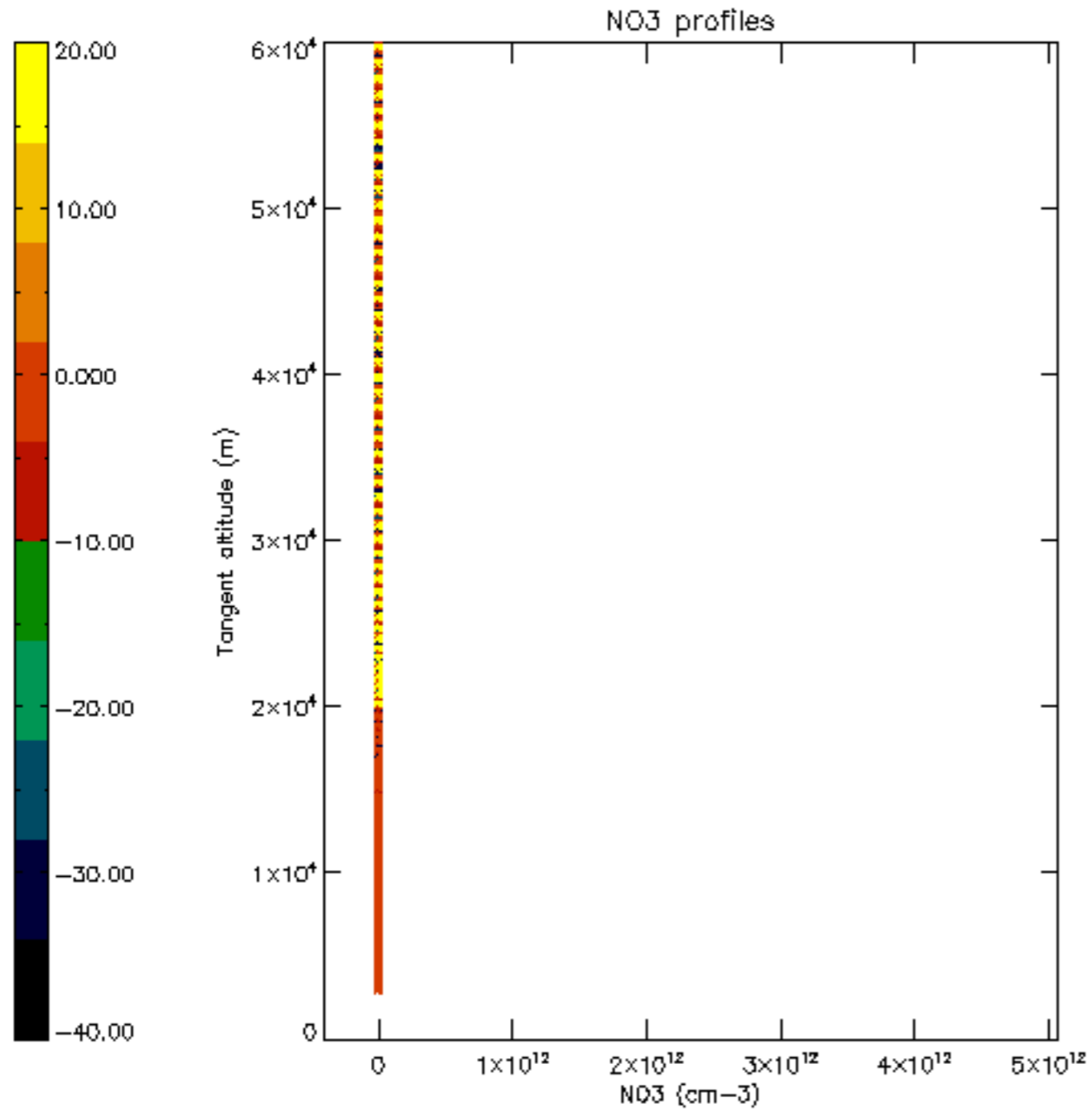


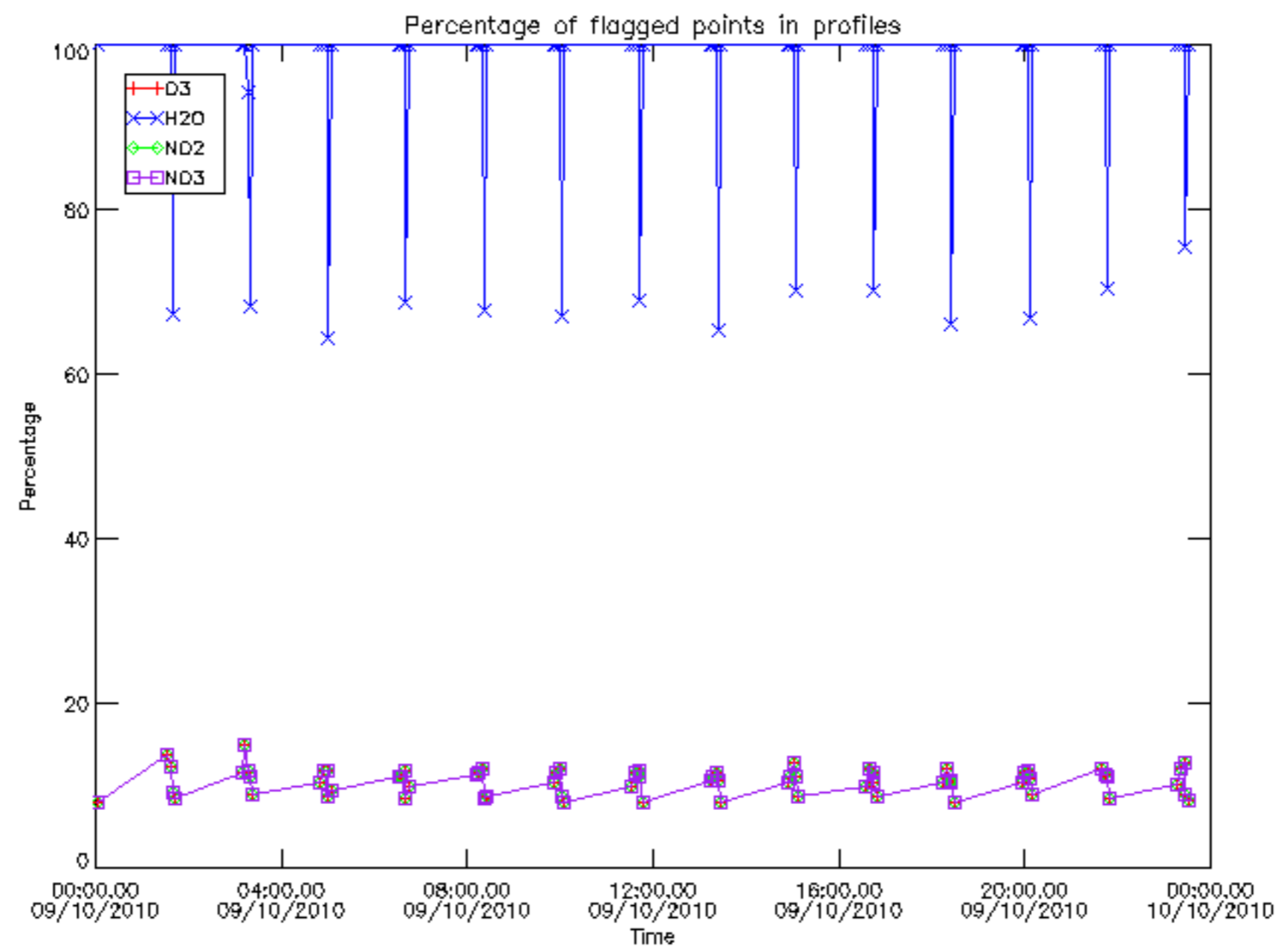




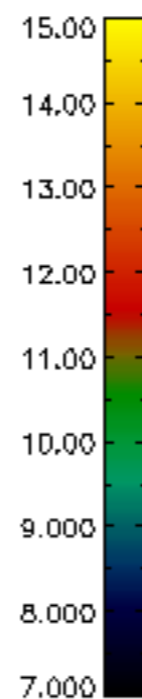
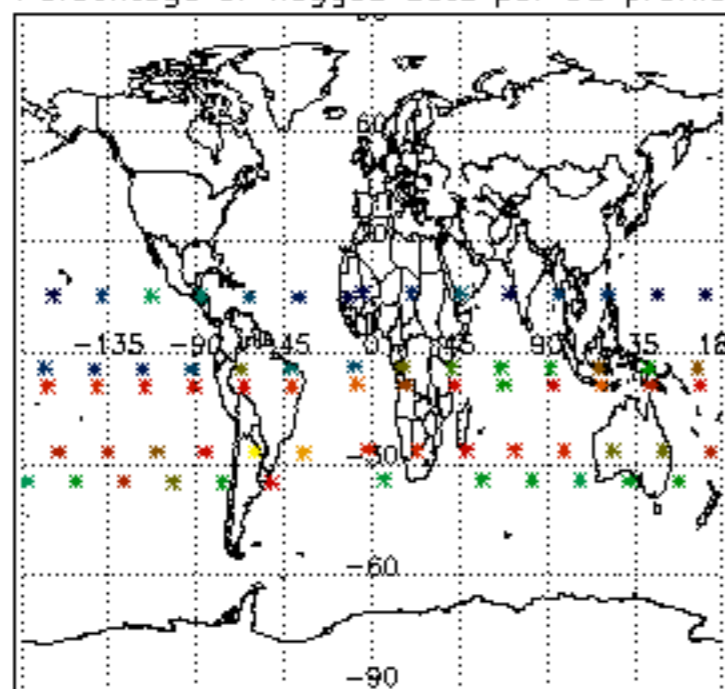




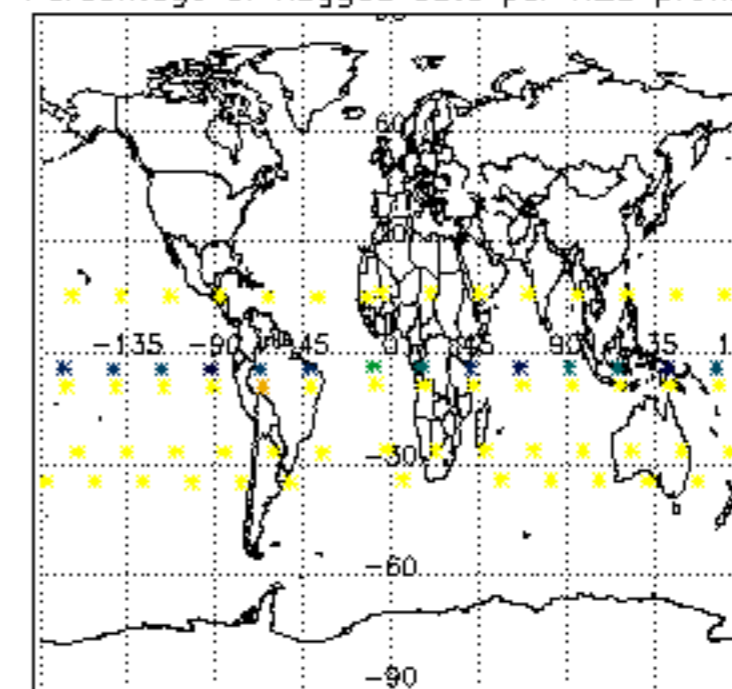




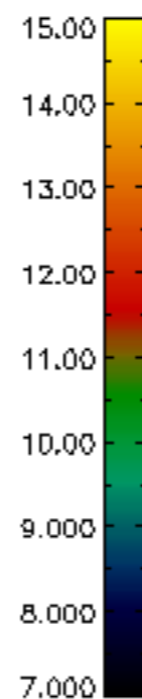
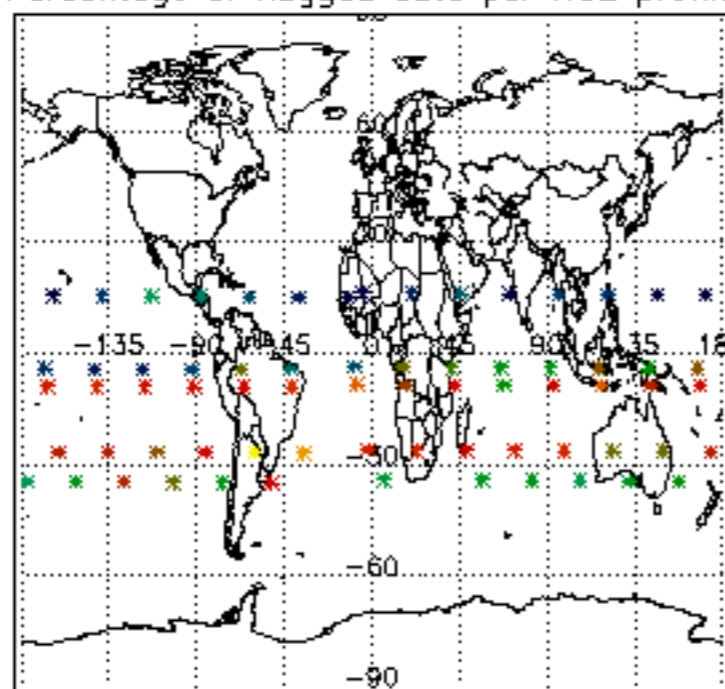
Percentage of flagged data per D3 profile



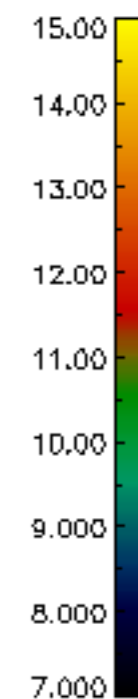
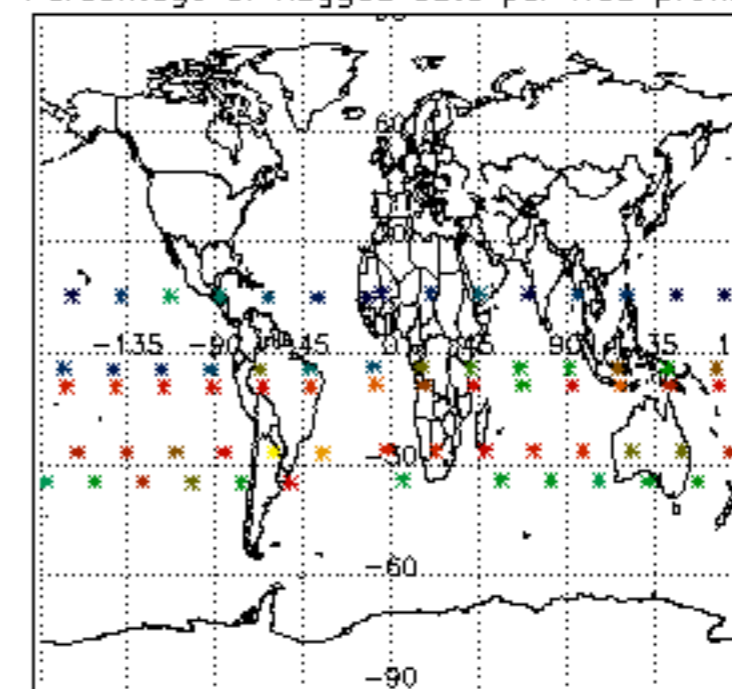
Percentage of flagged data per H2O profile



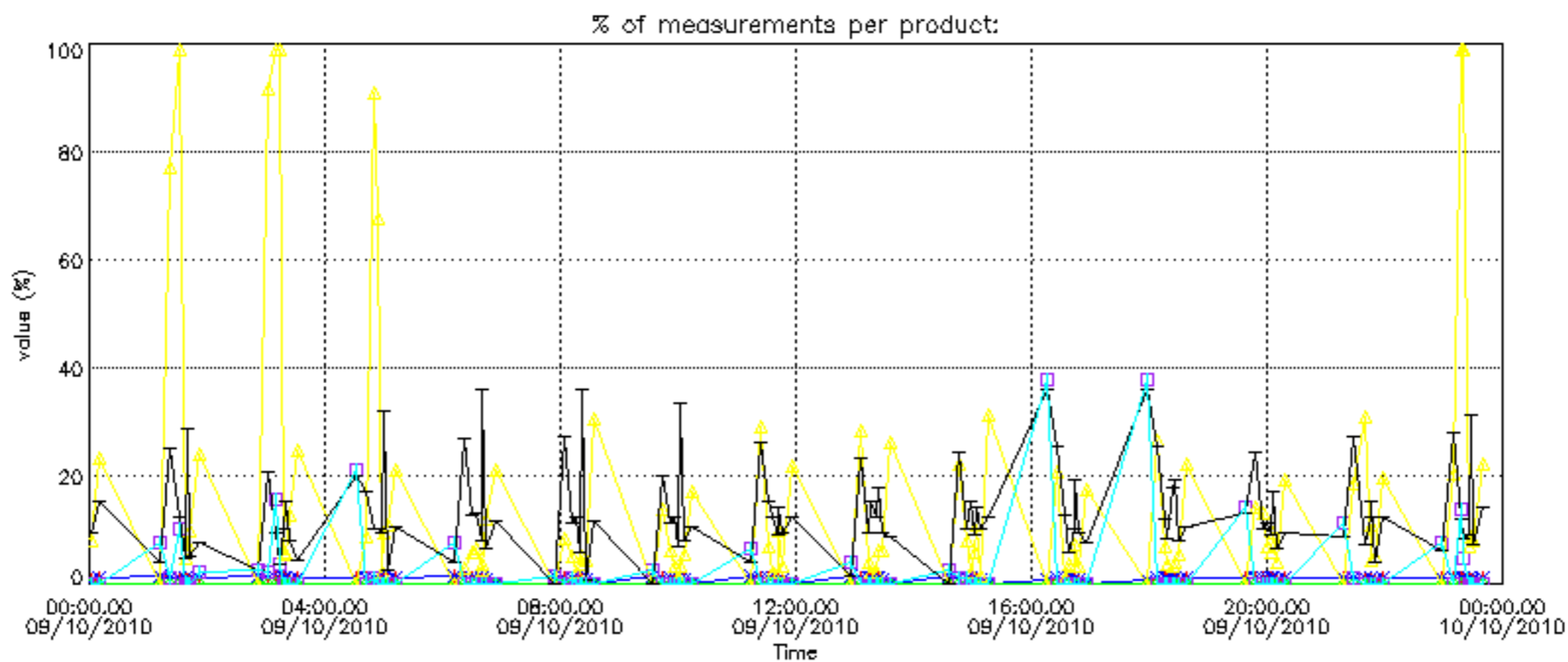
Percentage of flagged data per NO2 profile

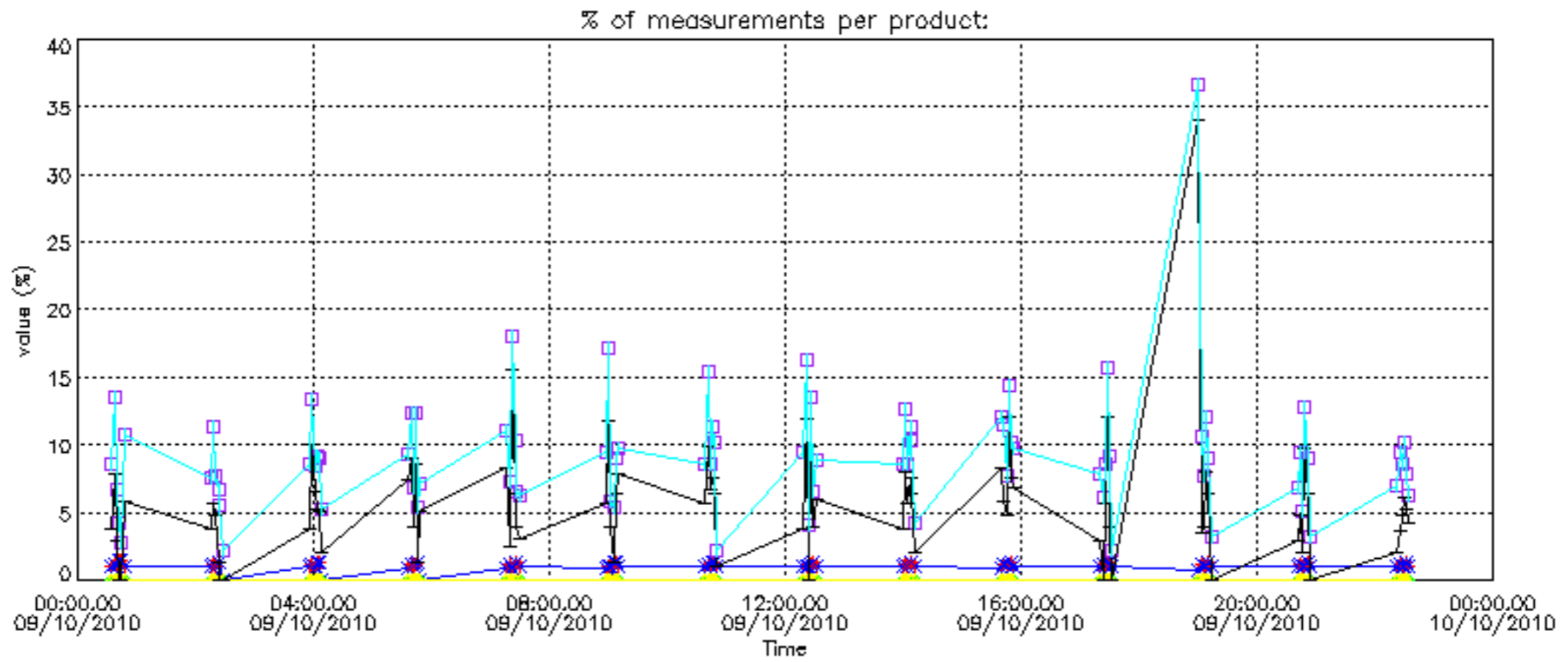


Percentage of flagged data per NO3 profile

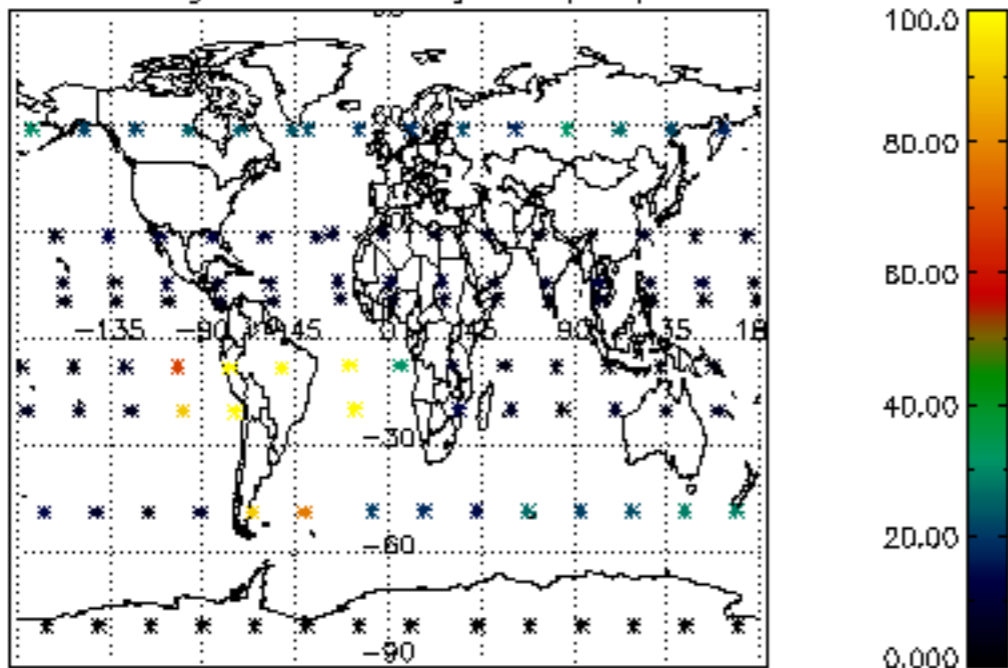




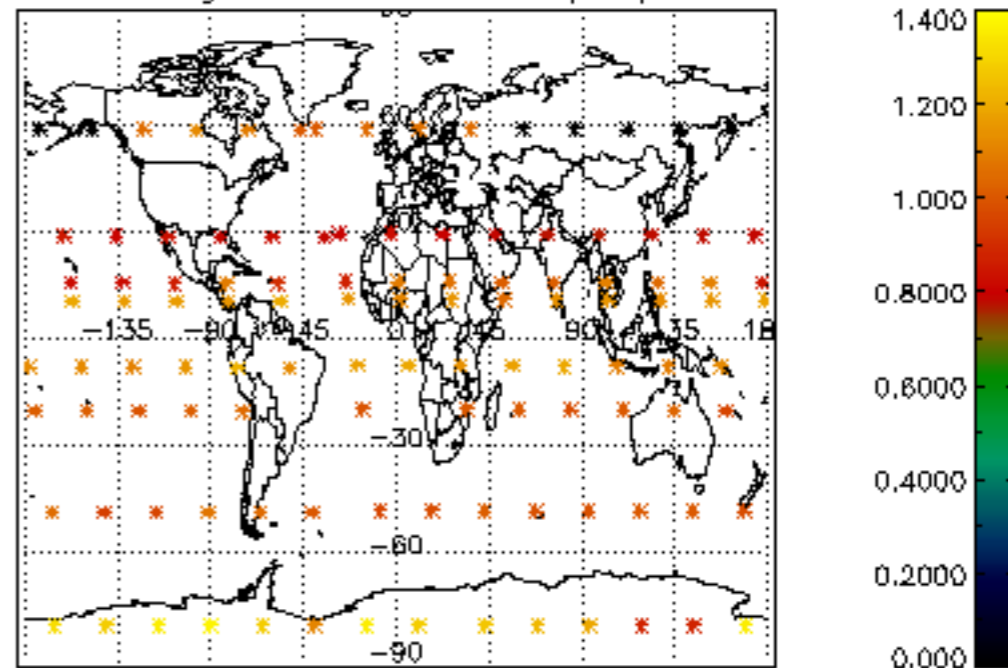




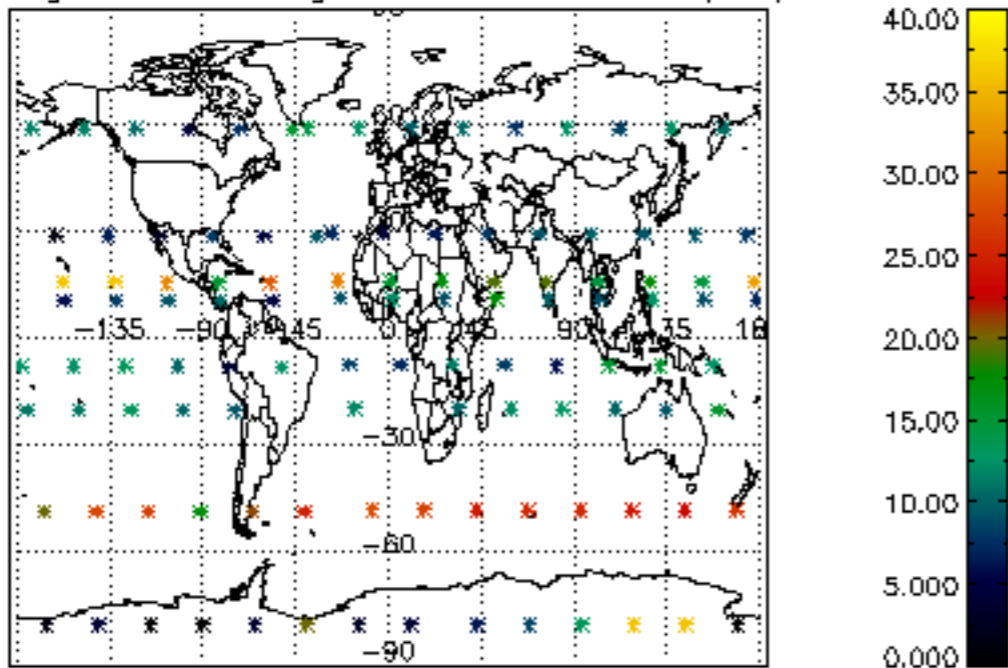
Percentage of cosmic ray hits per profile



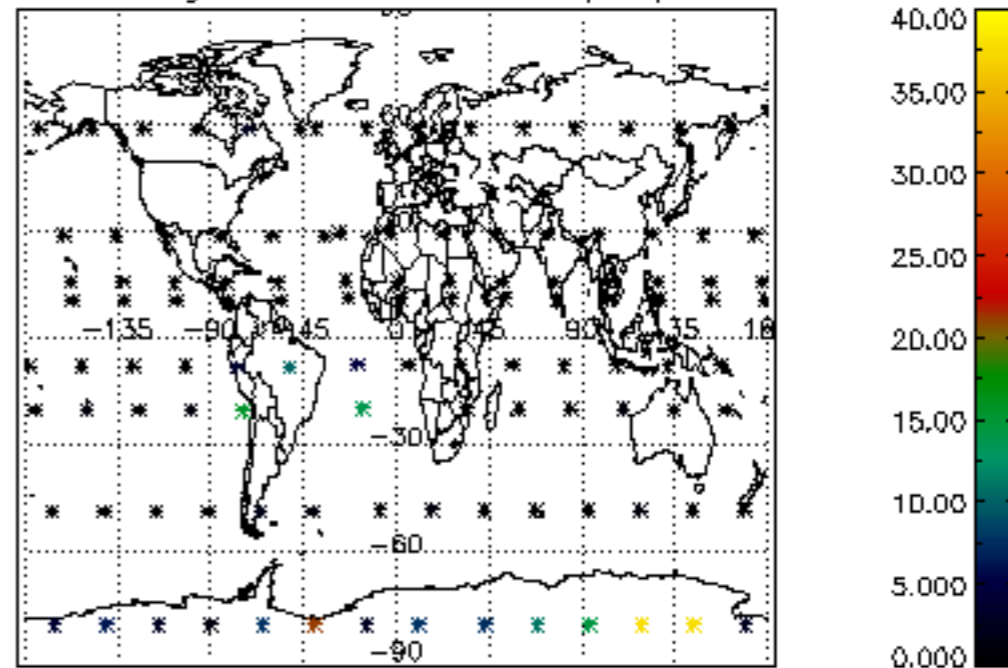
Percentage of datation errors per profile



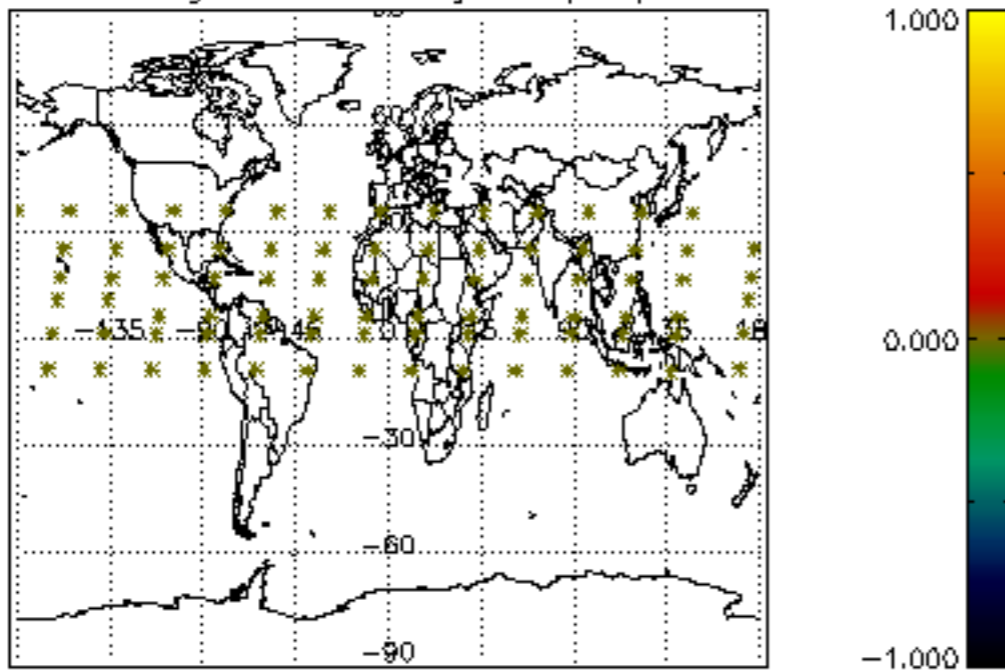
Percentage of star falling outside central band per profile



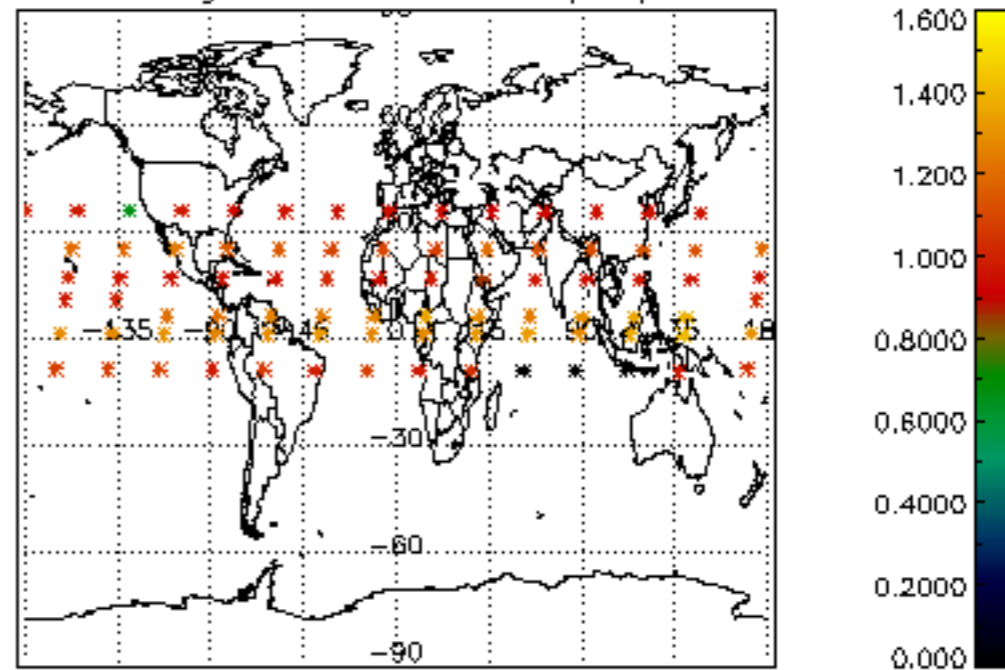
Percentage of saturation errors per profile



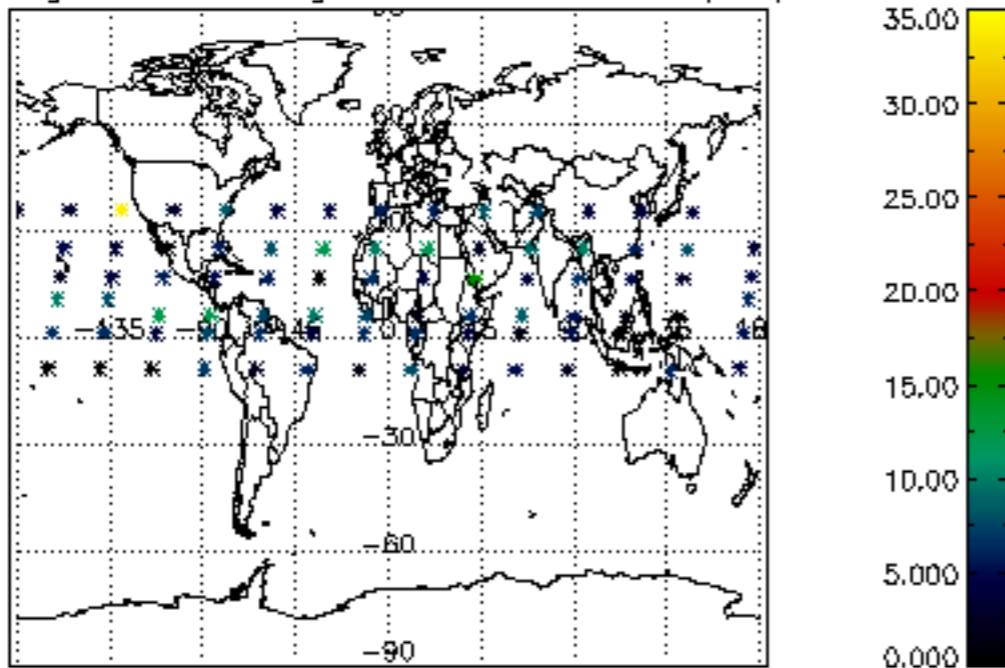
Percentage of cosmic ray hits per profile



Percentage of datation errors per profile



Percentage of star falling outside central band per profile



Percentage of saturation errors per profile

