

GOMOS Level 2 Daily Report

SUMMARY

[1. General Info](#)

[2. Summary of processed GOM_NL_2P products](#)

[3. Level 2 Quality information per product](#)

[3.1 Plot of level 2 quality information per product \(time dependant\)](#)

[3.2 Plot of level 2 quality information per product \(world map\)](#)

[4. Level 1 Quality information per product \(stored on level 2 products\)](#)

[4.1 Plot of level 1 quality information per product \(time dependant\)](#)

[4.1.1 Plot of level 1 quality information per product \(time dependant\): ASCENDING](#)

[4.1.2 Plot of level 1 quality information per product \(time dependant\): DESCENDING](#)

[4.2 Plot of level 1 quality information per product \(world map\)](#)

[4.2.1 Plot of level 1 quality information per product \(world map\): ASCENDING](#)

[4.2.2 Plot of level 1 quality information per product \(world map\): DESCENDING](#)

[5. Ozone profiles based on quality statistics and other trace gas profiles](#)

[5.1 Ozone statistics based on quality of products](#)

[5.2 Plot ozone profiles for all STD \(dark without errors\)](#)

[5.3 Plot ozone profiles where STD < 20% \(dark without errors\)](#)

[5.4. Plot ozone profiles where STD < 10% \(dark without errors\)](#)

[5.5. Plot ozone profiles where STD < 5% \(dark without errors\)](#)

[5.6 Plot NO2 profiles for all STD \(dark without errors\)](#)

[5.7 Plot NO3 profiles for all STD \(dark without errors\)](#)

[5.8 Plot H2O profiles \(only for occultations of stars 1,2,3,4,13,14,16,26,63 dark without errors\) for all STD](#)

[6. Auxiliary Data Files used for the production reported in section 2](#)

This report presents the daily analysis on parameters extracted from GOMOS level 2 data (GOM_NL__2P). It is intended to monitor some important parameters that will impact the quality of these products. A list of level 2 products (and content) that have arrived during the reporting day to the PCF is also given.

Item	Value
Time of report generation	29APR2013 15:44:25
Data source version	GOMOS/6.01
Start time of products	06-10-2010 (06OCT2010 00:00:00)
Stop time of products	07-10-2010 (07OCT2010 00:00:00)
Store outputs in DB	Yes
Nb of level 2 prods	167
Nb of prods with errors	0

2. Summary of processed GOM_NL__2P products.

Nr	Filename	UTC Start time	Limb	Duration	Star Id	Star Name	Star Mag	Star Temp	Nb Meas	Orbit	Prod. error
1	GOM_NL__2PRFIN20101006_000433_000000492093_00317_44960_5521.N1	06-OCT-2010 00:04:33	Straylight	49.000	157	The1Eri	2.9060	9300.0	98	44960	No
2	GOM_NL__2PRFIN20101006_001438_000000492093_00317_44960_5522.N1	06-OCT-2010 00:14:38	Straylight	48.500	52	16Bet Cet	2.0370	4500.0	97	44960	No
3	GOM_NL__2PRFIN20101006_002445_000000392093_00317_44960_5523.N1	06-OCT-2010 00:24:45	Bright	38.500	140	88Gam Peg	2.8340	26000.	77	44960	No
4	GOM_NL__2PRFIN20101006_002849_000000402093_00317_44960_5524.N1	06-OCT-2010 00:28:49	Bright	39.500	58	21Alp And	2.0730	11000.	79	44960	No
5	GOM_NL__2PRFIN20101006_003208_000000462093_00317_44960_5525.N1	06-OCT-2010 00:32:08	Bright	46.000	53	43Bet And	2.0480	3300.0	92	44960	No
6	GOM_NL__2PRFIN20101006_003713_000000412093_00317_44960_5526.N1	06-OCT-2010 00:37:13	Bright	40.500	68	18Alp Cas	2.2250	4500.0	81	44960	No
7	GOM_NL__2PRFIN20101006_003838_000000402093_00317_44960_5527.N1	06-OCT-2010 00:38:38	Bright	40.000	76	27Gam Cas	2.3000	30000.	80	44960	No
8	GOM_NL__2PRFIN20101006_004156_000000472093_00317_44960_5528.N1	06-OCT-2010 00:41:56	Bright	47.000	160	23Gam Per	2.9300	4700.0	94	44960	No
9	GOM_NL__2PRFIN20101006_010512_000000362093_00317_44960_5529.N1	06-OCT-2010 01:05:12	Bright	36.000	166	17Eps Leo	2.9800	6000.0	72	44960	No
10	GOM_NL__2PRFIN20101006_011502_000000472093_00317_44960_5530.N1	06-OCT-2010 01:15:02	Twilight	47.000	48	30Alp Hya	1.9770	4100.0	94	44960	No
11	GOM_NL__2PRFIN20101006_012615_000000412093_00317_44960_5531.N1	06-OCT-2010 01:26:15	Dark	41.000	70	Zet Pup	2.2460	39000.	82	44960	No
12	GOM_NL__2PRFIN20101006_012831_000000572093_00317_44960_5532.N1	06-OCT-2010 01:28:31	Dark	57.000	23	21Eps CMa	1.5020	26000.	114	44960	No
13	GOM_NL__2PRFIN20101006_014509_000000502093_00318_44961_5537.N1	06-OCT-2010 01:45:09	Straylight	49.500	157	The1Eri	2.9060	9300.0	99	44961	No
14	GOM_NL__2PRFIN20101006_015514_000000472093_00318_44961_5538.N1	06-OCT-2010 01:55:14	Straylight	46.500	52	16Bet Cet	2.0370	4500.0	93	44961	No
15	GOM_NL__2PRFIN20101006_020520_000000392093_00318_44961_5539.N1	06-OCT-2010 02:05:20	Bright	38.500	140	88Gam Peg	2.8340	26000.	77	44961	No
16	GOM_NL__2PRFIN20101006_020925_000000392093_00318_44961_5540.N1	06-OCT-2010 02:09:25	Bright	38.500	58	21Alp And	2.0730	11000.	77	44961	No
17	GOM_NL__2PRFIN20101006_021244_000000482093_00318_44961_5541.N1	06-OCT-2010 02:12:44	Bright	47.500	53	43Bet And	2.0480	3300.0	95	44961	No
18	GOM_NL__2PRFIN20101006_021748_000000402093_00318_44961_5542.N1	06-OCT-2010 02:17:48	Bright	40.000	68	18Alp Cas	2.2250	4500.0	80	44961	No
19	GOM_NL__2PRFIN20101006_021913_000000412093_00318_44961_5543.N1	06-OCT-2010 02:19:13	Bright	40.500	76	27Gam Cas	2.3000	30000.	81	44961	No
20	GOM_NL__2PRFIN20101006_022231_000000502093_00318_44961_5544.N1	06-OCT-2010 02:22:31	Bright	50.000	160	23Gam Per	2.9300	4700.0	100	44961	No
21	GOM_NL__2PRFIN20101006_024548_000000362093_00318_44961_5545.N1	06-OCT-2010 02:45:48	Bright	36.000	166	17Eps Leo	2.9800	6000.0	72	44961	No
22	GOM_NL__2PRFIN20101006_025538_000000492093_00318_44961_5546.N1	06-OCT-2010 02:55:38	Twilight	49.000	48	30Alp Hya	1.9770	4100.0	98	44961	No
23	GOM_NL__2PRFIN20101006_030315_000000512093_00318_44961_5547.N1	06-OCT-2010 03:03:15	Dark	50.500	132	15Rho Pup	2.8030	6900.0	101	44961	No
24	GOM_NL__2PRFIN20101006_030652_000000432093_00318_44961_5548.N1	06-OCT-2010 03:06:52	Dark	42.500	70	Zet Pup	2.2460	39000.	85	44961	No
25	GOM_NL__2PRFIN20101006_030909_000000562093_00318_44961_5549.N1	06-OCT-2010 03:09:09	Dark	56.000	23	21Eps CMa	1.5020	26000.	112	44961	No
26	GOM_NL__2PRFIN20101006_032546_000000482093_00319_44962_5547.N1	06-OCT-2010 03:25:46	Straylight	47.500	157	The1Eri	2.9060	9300.0	95	44962	No
27	GOM_NL__2PRFIN20101006_033550_000000462093_00319_44962_5548.N1	06-OCT-2010 03:35:50	Straylight	45.500	52	16Bet Cet	2.0370	4500.0	91	44962	No
28	GOM_NL__2PRFIN20101006_034556_000000392093_00319_44962_5549.N1	06-OCT-2010 03:45:56	Bright	39.000	140	88Gam Peg	2.8340	26000.	78	44962	No
29	GOM_NL__2PRFIN20101006_035001_000000392093_00319_44962_5550.N1	06-OCT-2010 03:50:01	Bright	38.500	58	21Alp And	2.0730	11000.	77	44962	No
30	GOM_NL__2PRFIN20101006_035319_000000432093_00319_44962_5551.N1	06-OCT-2010 03:53:19	Bright	42.500	53	43Bet And	2.0480	3300.0	85	44962	No
31	GOM_NL__2PRFIN20101006_035824_000000412093_00319_44962_5552.N1	06-OCT-2010 03:58:24	Bright	40.500	68	18Alp Cas	2.2250	4500.0	81	44962	No
32	GOM_NL__2PRFIN20101006_035949_000000402093_00319_44962_5553.N1	06-OCT-2010 03:59:49	Bright	40.000	76	27Gam Cas	2.3000	30000.	80	44962	No
33	GOM_NL__2PRFIN20101006_040306_000000532093_00319_44962_5554.N1	06-OCT-2010 04:03:06	Bright	52.500	160	23Gam Per	2.9300	4700.0	105	44962	No
34	GOM_NL__2PRFIN20101006_042625_000000372093_00319_44962_5555.N1	06-OCT-2010 04:26:25	Bright	37.000	166	17Eps Leo	2.9800	6000.0	74	44962	No
35	GOM_NL__2PRFIN20101006_043614_000000532093_00319_44962_5556.N1	06-OCT-2010 04:36:14	Twilight	52.500	48	30Alp Hya	1.9770	4100.0	105	44962	No
36	GOM_NL__2PRFIN20101006_044352_000000502093_00319_44962_5557.N1	06-OCT-2010 04:43:52	Dark	49.500	132	15Rho Pup	2.8030	6900.0	99	44962	No
37	GOM_NL__2PRFIN20101006_044729_000000482093_00319_44962_5558.N1	06-OCT-2010 04:47:29	Dark	47.500	70	Zet Pup	2.2460	39000.	95	44962	No
38	GOM_NL__2PRFIN20101006_044946_000000572093_00319_44962_5559.N1	06-OCT-2010 04:49:46	Dark	57.000	23	21Eps CMa	1.5020	26000.	114	44962	No
39	GOM_NL__2PRFIN20101006_050623_000000492093_00320_44963_5558.N1	06-OCT-2010 05:06:23	Straylight	49.000	157	The1Eri	2.9060	9300.0	98	44963	No
40	GOM_NL__2PRFIN20101006_051626_000000472093_00320_44963_5559.N1	06-OCT-2010 05:16:26	Straylight	46.500	52	16Bet Cet	2.0370	4500.0	93	44963	No
41	GOM_NL__2PRFIN20101006_052632_000000392093_00320_44963_5560.N1	06-OCT-2010 05:26:32	Bright	39.000	140	88Gam Peg	2.8340	26000.	78	44963	No
42	GOM_NL__2PRFIN20101006_053037_000000392093_00320_44963_5561.N1	06-OCT-2010 05:30:37	Bright	39.000	58	21Alp And	2.0730	11000.	78	44963	No

43	GOM_NL__2PRFIN20101006_053355_000000432093_00320_44963_5562.N1	06-OCT-2010 05:33:55	Bright	43.000	53	43Bet And	2.0480	3300.0	86	44963	No
44	GOM_NL__2PRFIN20101006_053900_000000402093_00320_44963_5563.N1	06-OCT-2010 05:39:00	Bright	40.000	68	18Alp Cas	2.2250	4500.0	80	44963	No
45	GOM_NL__2PRFIN20101006_054025_000000402093_00320_44963_5564.N1	06-OCT-2010 05:40:25	Bright	39.500	76	27Gam Cas	2.3000	30000.	79	44963	No
46	GOM_NL__2PRFIN20101006_054341_000000512093_00320_44963_5565.N1	06-OCT-2010 05:43:41	Bright	50.500	160	23Gam Per	2.9300	4700.0	101	44963	No
47	GOM_NL__2PRFIN20101006_060701_000000372093_00320_44963_5566.N1	06-OCT-2010 06:07:01	Bright	36.500	166	17Eps Leo	2.9800	6000.0	73	44963	No
48	GOM_NL__2PRFIN20101006_061651_000000452093_00320_44963_5567.N1	06-OCT-2010 06:16:51	Twilight	45.000	48	30Alp Hya	1.9770	4100.0	90	44963	No
49	GOM_NL__2PRFIN20101006_062429_000000492093_00320_44963_5568.N1	06-OCT-2010 06:24:29	Dark	48.500	132	15Rho Pup	2.8030	6900.0	97	44963	No
50	GOM_NL__2PRFIN20101006_062806_000000432093_00320_44963_5569.N1	06-OCT-2010 06:28:06	Dark	42.500	70	Zet Pup	2.2460	39000.	85	44963	No
51	GOM_NL__2PRFIN20101006_063023_000000582093_00320_44963_5570.N1	06-OCT-2010 06:30:23	Dark	58.000	23	21Eps CMa	1.5020	26000.	116	44963	No
52	GOM_NL__2PRFIN20101006_064659_000000482093_00321_44964_5570.N1	06-OCT-2010 06:46:59	Straylight	47.500	157	The1Eri	2.9060	9300.0	95	44964	No
53	GOM_NL__2PRFIN20101006_065702_000000492093_00321_44964_5571.N1	06-OCT-2010 06:57:02	Straylight	48.500	52	16Bet Cet	2.0370	4500.0	97	44964	No
54	GOM_NL__2PRFIN20101006_070708_000000392093_00321_44964_5572.N1	06-OCT-2010 07:07:08	Bright	39.000	140	88Gam Peg	2.8340	26000.	78	44964	No
55	GOM_NL__2PRFIN20101006_071113_000000402093_00321_44964_5573.N1	06-OCT-2010 07:11:13	Bright	40.000	58	21Alp And	2.0730	11000.	80	44964	No
56	GOM_NL__2PRFIN20101006_071430_000000442093_00321_44964_5574.N1	06-OCT-2010 07:14:30	Bright	44.000	53	43Bet And	2.0480	3300.0	88	44964	No
57	GOM_NL__2PRFIN20101006_071935_000000412093_00321_44964_5575.N1	06-OCT-2010 07:19:35	Bright	40.500	68	18Alp Cas	2.2250	4500.0	81	44964	No
58	GOM_NL__2PRFIN20101006_072100_000000402093_00321_44964_5576.N1	06-OCT-2010 07:21:00	Bright	40.000	76	27Gam Cas	2.3000	30000.	80	44964	No
59	GOM_NL__2PRFIN20101006_072416_000000492093_00321_44964_5577.N1	06-OCT-2010 07:24:16	Bright	48.500	160	23Gam Per	2.9300	4700.0	97	44964	No
60	GOM_NL__2PRFIN20101006_074737_000000392093_00321_44964_5578.N1	06-OCT-2010 07:47:37	Bright	39.000	166	17Eps Leo	2.9800	6000.0	78	44964	No
61	GOM_NL__2PRFIN20101006_075727_000000492093_00321_44964_5579.N1	06-OCT-2010 07:57:27	Twilight	48.500	48	30Alp Hya	1.9770	4100.0	97	44964	No
62	GOM_NL__2PRFIN20101006_080506_000000472093_00321_44964_5580.N1	06-OCT-2010 08:05:06	Dark	47.000	132	15Rho Pup	2.8030	6900.0	94	44964	No
63	GOM_NL__2PRFIN20101006_080842_000000432093_00321_44964_5581.N1	06-OCT-2010 08:08:42	Dark	42.500	70	Zet Pup	2.2460	39000.	85	44964	No
64	GOM_NL__2PRFIN20101006_081101_000000652093_00321_44964_5582.N1	06-OCT-2010 08:11:01	Dark	65.000	23	21Eps CMa	1.5020	26000.	130	44964	No
65	GOM_NL__2PRFIN20101006_082736_000000492093_00322_44965_5609.N1	06-OCT-2010 08:27:36	Straylight	49.000	157	The1Eri	2.9060	9300.0	98	44965	No
66	GOM_NL__2PRFIN20101006_083738_000000462093_00322_44965_5610.N1	06-OCT-2010 08:37:38	Straylight	46.000	52	16Bet Cet	2.0370	4500.0	92	44965	No
67	GOM_NL__2PRFIN20101006_084744_000000392093_00322_44965_5611.N1	06-OCT-2010 08:47:44	Bright	39.000	140	88Gam Peg	2.8340	26000.	78	44965	No
68	GOM_NL__2PRFIN20101006_085148_000000372093_00322_44965_5612.N1	06-OCT-2010 08:51:48	Bright	37.000	58	21Alp And	2.0730	11000.	74	44965	No
69	GOM_NL__2PRFIN20101006_085505_000000452093_00322_44965_5613.N1	06-OCT-2010 08:55:05	Bright	45.000	53	43Bet And	2.0480	3300.0	90	44965	No
70	GOM_NL__2PRFIN20101006_090011_000000382093_00322_44965_5614.N1	06-OCT-2010 09:00:11	Bright	38.000	68	18Alp Cas	2.2250	4500.0	76	44965	No
71	GOM_NL__2PRFIN20101006_090136_000000402093_00322_44965_5615.N1	06-OCT-2010 09:01:36	Bright	40.000	76	27Gam Cas	2.3000	30000.	80	44965	No
72	GOM_NL__2PRFIN20101006_090452_000000512093_00322_44965_5616.N1	06-OCT-2010 09:04:52	Bright	51.000	160	23Gam Per	2.9300	4700.0	102	44965	No
73	GOM_NL__2PRFIN20101006_092813_000000372093_00322_44965_5617.N1	06-OCT-2010 09:28:13	Bright	36.500	166	17Eps Leo	2.9800	6000.0	73	44965	No
74	GOM_NL__2PRFIN20101006_093804_000000482093_00322_44965_5618.N1	06-OCT-2010 09:38:04	Twilight	48.000	48	30Alp Hya	1.9770	4100.0	96	44965	No
75	GOM_NL__2PRFIN20101006_094542_000000472093_00322_44965_5619.N1	06-OCT-2010 09:45:42	Dark	46.500	132	15Rho Pup	2.8030	6900.0	93	44965	No
76	GOM_NL__2PRFIN20101006_094919_000000432093_00322_44965_5620.N1	06-OCT-2010 09:49:19	Dark	43.000	70	Zet Pup	2.2460	39000.	86	44965	No
77	GOM_NL__2PRFIN20101006_095138_000000582093_00322_44965_5621.N1	06-OCT-2010 09:51:38	Dark	58.000	23	21Eps CMa	1.5020	26000.	116	44965	No
78	GOM_NL__2PRFIN20101006_100812_000000462093_00323_44966_5640.N1	06-OCT-2010 10:08:12	Straylight	46.000	157	The1Eri	2.9060	9300.0	92	44966	No
79	GOM_NL__2PRFIN20101006_101814_000000472093_00323_44966_5641.N1	06-OCT-2010 10:18:14	Straylight	47.000	52	16Bet Cet	2.0370	4500.0	94	44966	No
80	GOM_NL__2PRFIN20101006_102819_000000382093_00323_44966_5642.N1	06-OCT-2010 10:28:19	Bright	38.000	140	88Gam Peg	2.8340	26000.	76	44966	No
81	GOM_NL__2PRFIN20101006_103224_000000402093_00323_44966_5643.N1	06-OCT-2010 10:32:24	Bright	39.500	58	21Alp And	2.0730	11000.	79	44966	No
82	GOM_NL__2PRFIN20101006_103541_000000472093_00323_44966_5644.N1	06-OCT-2010 10:35:41	Bright	47.000	53	43Bet And	2.0480	3300.0	94	44966	No
83	GOM_NL__2PRFIN20101006_104046_000000412093_00323_44966_5645.N1	06-OCT-2010 10:40:46	Bright	40.500	68	18Alp Cas	2.2250	4500.0	81	44966	No
84	GOM_NL__2PRFIN20101006_104212_000000412093_00323_44966_5646.N1	06-OCT-2010 10:42:12	Bright	40.500	76	27Gam Cas	2.3000	30000.	81	44966	No
85	GOM_NL__2PRFIN20101006_110849_000000362093_00323_44966_5647.N1	06-OCT-2010 11:08:49	Bright	36.000	166	17Eps Leo	2.9800	6000.0	72	44966	No
86	GOM_NL__2PRFIN20101006_111840_000000492093_00323_44966_5648.N1	06-OCT-2010 11:18:40	Twilight	49.000	48	30Alp Hya	1.9770	4100.0	98	44966	No
87	GOM_NL__2PRFIN20101006_112619_000000492093_00323_44966_5649.N1	06-OCT-2010 11:26:19	Dark	49.000	132	15Rho Pup	2.8030	6900.0	98	44966	No
88	GOM_NL__2PRFIN20101006_112955_000000462093_00323_44966_5650.N1	06-OCT-2010 11:29:55	Dark	45.500	70	Zet Pup	2.2460	39000.	91	44966	No
89	GOM_NL__2PRFIN20101006_113215_000000602093_00323_44966_5651.N1	06-OCT-2010 11:32:15	Dark	59.500	23	21Eps CMa	1.5020	26000.	119	44966	No
90	GOM_NL__2PRFIN20101006_114849_000000472093_00324_44967_5681.N1	06-OCT-2010 11:48:49	Straylight	46.500	157	The1Eri	2.9060	9300.0	93	44967	No
91	GOM_NL__2PRFIN20101006_115850_000000492093_00324_44967_5682.N1	06-OCT-2010 11:58:50	Straylight	48.500	52	16Bet Cet	2.0370	4500.0	97	44967	No
92	GOM_NL__2PRFIN20101006_120855_000000392093_00324_44967_5683.N1	06-OCT-2010 12:08:55	Bright	39.000	140	88Gam Peg	2.8340	26000.	78	44967	No
93	GOM_NL__2PRFIN20101006_121300_000000392093_00324_44967_5684.N1	06-OCT-2010 12:13:00	Bright	38.500	58	21Alp And	2.0730	11000.	77	44967	No
94	GOM_NL__2PRFIN20101006_121616_000000452093_00324_44967_5685.N1	06-OCT-2010 12:16:16	Bright	45.000	53	43Bet And	2.0480	3300.0	90	44967	No
95	GOM_NL__2PRFIN20101006_122122_000000392093_00324_44967_5686.N1	06-OCT-2010 12:21:22	Bright	38.500	68	18Alp Cas	2.2250	4500.0	77	44967	No
96	GOM_NL__2PRFIN20101006_122247_000000392093_00324_44967_5687.N1	06-OCT-2010 12:22:47	Bright	39.000	76	27Gam Cas	2.3000	30000.	78	44967	No
97	GOM_NL__2PRFIN20101006_122601_000000522093_00324_44967_5688.N1	06-OCT-2010 12:26:01	Bright	51.500	160	23Gam Per	2.9300	4700.0	103	44967	No
98	GOM_NL__2PRFIN20101006_124925_000000382093_00324_44967_5689.N1	06-OCT-2010 12:49:25	Bright	37.500	166	17Eps Leo	2.9800	6000.0	75	44967	No
99	GOM_NL__2PRFIN20101006_125916_000000482093_00324_44967_5690.N1	06-OCT-2010 12:59:16	Twilight	47.500	48	30Alp Hya	1.9770	4100.0	95	44967	No
100	GOM_NL__2PRFIN20101006_130656_000000502093_00324_44967_5691.N1	06-OCT-2010 13:06:56	Dark	50.000	132	15Rho Pup	2.8030	6900.0	100	44967	No
101	GOM_NL__2PRFIN20101006_131032_000000432093_00324_44967_5692.N1	06-OCT-2010 13:10:32	Dark	42.500	70	Zet Pup	2.2460	39000.	85	44967	No

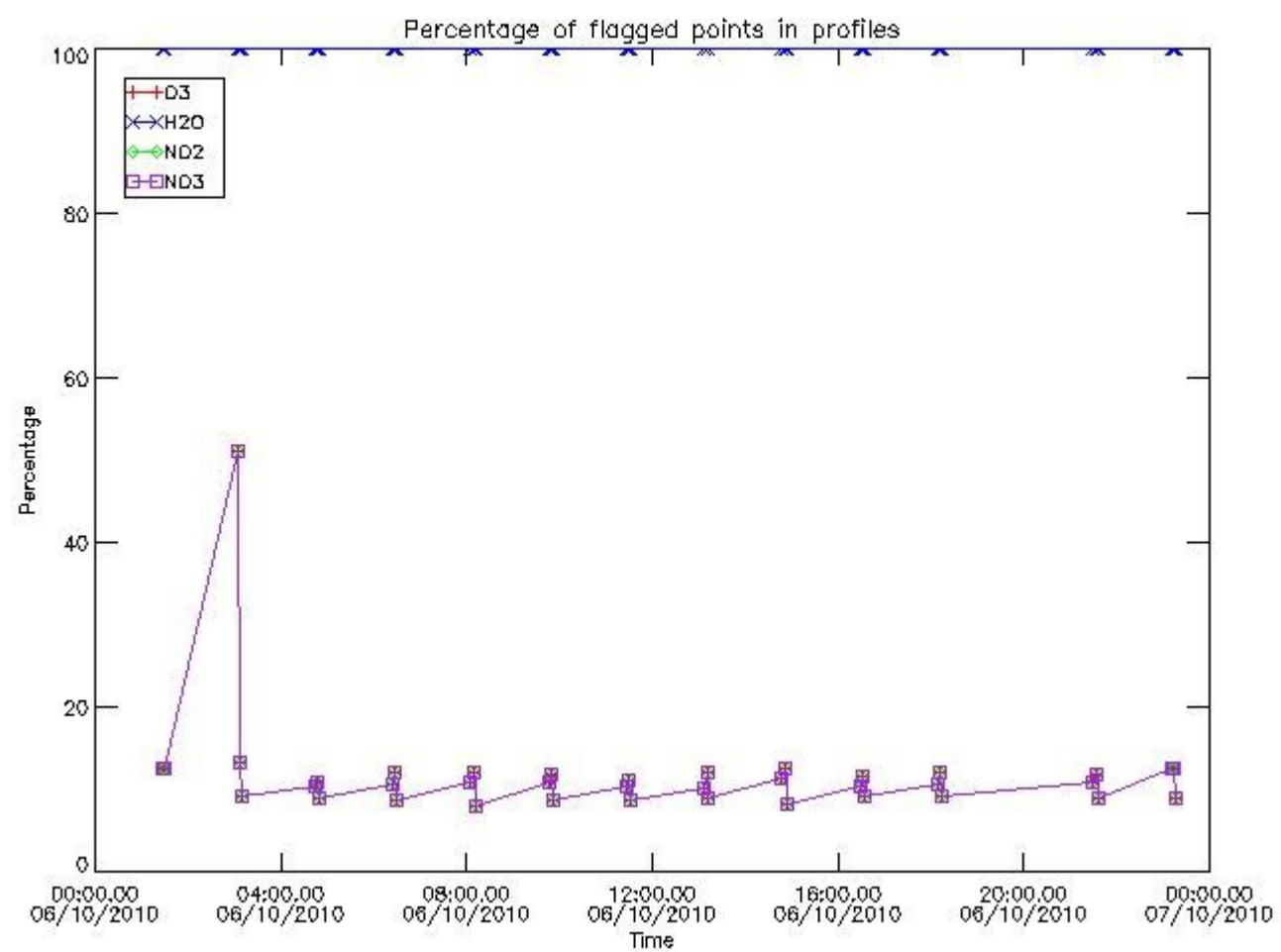
102	GOM_NL__2PRFIN20101006_131252_000000582093_00324_44967_5693.N1	06-OCT-2010 13:12:52	Dark	57.500	23	21Eps CMa	1.5020	26000.	115	44967	No
103	GOM_NL__2PRFIN20101006_132925_000000492093_00325_44968_5711.N1	06-OCT-2010 13:29:25	Straylight	48.500	157	The1Eri	2.9060	9300.0	97	44968	No
104	GOM_NL__2PRFIN20101006_133926_000000492093_00325_44968_5712.N1	06-OCT-2010 13:39:26	Straylight	48.500	52	16Bet Cet	2.0370	4500.0	97	44968	No
105	GOM_NL__2PRFIN20101006_134931_000000392093_00325_44968_5713.N1	06-OCT-2010 13:49:31	Bright	39.000	140	88Gam Peg	2.8340	26000.	78	44968	No
106	GOM_NL__2PRFIN20101006_135335_000000392093_00325_44968_5714.N1	06-OCT-2010 13:53:35	Bright	39.000	58	21Alp And	2.0730	11000.	78	44968	No
107	GOM_NL__2PRFIN20101006_135651_000000422093_00325_44968_5715.N1	06-OCT-2010 13:56:51	Bright	42.000	53	43Bet And	2.0480	3300.0	84	44968	No
108	GOM_NL__2PRFIN20101006_140158_000000382093_00325_44968_5716.N1	06-OCT-2010 14:01:58	Bright	37.500	68	18Alp Cas	2.2250	4500.0	75	44968	No
109	GOM_NL__2PRFIN20101006_140323_000000362093_00325_44968_5717.N1	06-OCT-2010 14:03:23	Bright	36.000	76	27Gam Cas	2.3000	30000.	72	44968	No
110	GOM_NL__2PRFIN20101006_140636_000000482093_00325_44968_5718.N1	06-OCT-2010 14:06:36	Bright	47.500	160	23Gam Per	2.9300	4700.0	95	44968	No
111	GOM_NL__2PRFIN20101006_143001_000000382093_00325_44968_5719.N1	06-OCT-2010 14:30:01	Bright	38.000	166	17Eps Leo	2.9800	6000.0	76	44968	No
112	GOM_NL__2PRFIN20101006_143953_000000492093_00325_44968_5720.N1	06-OCT-2010 14:39:53	Twilight	48.500	48	30Alp Hya	1.9770	4100.0	97	44968	No
113	GOM_NL__2PRFIN20101006_144733_000000502093_00325_44968_5721.N1	06-OCT-2010 14:47:33	Dark	49.500	132	15Rho Pup	2.8030	6900.0	99	44968	No
114	GOM_NL__2PRFIN20101006_145109_000000412093_00325_44968_5722.N1	06-OCT-2010 14:51:09	Dark	41.000	70	Zet Pup	2.2460	39000.	82	44968	No
115	GOM_NL__2PRFIN20101006_145330_000000622093_00325_44968_5723.N1	06-OCT-2010 14:53:30	Dark	61.500	23	21Eps CMa	1.5020	26000.	123	44968	No
116	GOM_NL__2PRFIN20101006_151002_000000482093_00326_44969_5756.N1	06-OCT-2010 15:10:02	Straylight	48.000	157	The1Eri	2.9060	9300.0	96	44969	No
117	GOM_NL__2PRFIN20101006_152002_000000472093_00326_44969_5757.N1	06-OCT-2010 15:20:02	Straylight	46.500	52	16Bet Cet	2.0370	4500.0	93	44969	No
118	GOM_NL__2PRFIN20101006_153007_000000392093_00326_44969_5758.N1	06-OCT-2010 15:30:07	Bright	38.500	140	88Gam Peg	2.8340	26000.	77	44969	No
119	GOM_NL__2PRFIN20101006_153411_000000392093_00326_44969_5759.N1	06-OCT-2010 15:34:11	Bright	39.000	58	21Alp And	2.0730	11000.	78	44969	No
120	GOM_NL__2PRFIN20101006_153727_000000472093_00326_44969_5760.N1	06-OCT-2010 15:37:27	Bright	47.000	53	43Bet And	2.0480	3300.0	94	44969	No
121	GOM_NL__2PRFIN20101006_154233_000000402093_00326_44969_5761.N1	06-OCT-2010 15:42:33	Bright	39.500	68	18Alp Cas	2.2250	4500.0	79	44969	No
122	GOM_NL__2PRFIN20101006_154358_000000392093_00326_44969_5762.N1	06-OCT-2010 15:43:58	Bright	38.500	76	27Gam Cas	2.3000	30000.	77	44969	No
123	GOM_NL__2PRFIN20101006_154711_000000512093_00326_44969_5763.N1	06-OCT-2010 15:47:11	Bright	51.000	160	23Gam Per	2.9300	4700.0	102	44969	No
124	GOM_NL__2PRFIN20101006_161037_000000372093_00326_44969_5764.N1	06-OCT-2010 16:10:37	Bright	36.500	166	17Eps Leo	2.9800	6000.0	73	44969	No
125	GOM_NL__2PRFIN20101006_162029_000000482093_00326_44969_5765.N1	06-OCT-2010 16:20:29	Twilight	48.000	48	30Alp Hya	1.9770	4100.0	96	44969	No
126	GOM_NL__2PRFIN20101006_162810_000000492093_00326_44969_5766.N1	06-OCT-2010 16:28:10	Dark	49.000	132	15Rho Pup	2.8030	6900.0	98	44969	No
127	GOM_NL__2PRFIN20101006_163145_000000452093_00326_44969_5767.N1	06-OCT-2010 16:31:45	Dark	44.500	70	Zet Pup	2.2460	39000.	89	44969	No
128	GOM_NL__2PRFIN20101006_163407_000000562093_00326_44969_5768.N1	06-OCT-2010 16:34:07	Dark	56.000	23	21Eps CMa	1.5020	26000.	112	44969	No
129	GOM_NL__2PRFIN20101006_165039_000000482093_00327_44970_5815.N1	06-OCT-2010 16:50:39	Straylight	48.000	157	The1Eri	2.9060	9300.0	96	44970	No
130	GOM_NL__2PRFIN20101006_170038_000000482093_00327_44970_5816.N1	06-OCT-2010 17:00:38	Straylight	48.000	52	16Bet Cet	2.0370	4500.0	96	44970	No
131	GOM_NL__2PRFIN20101006_171042_000000402093_00327_44970_5817.N1	06-OCT-2010 17:10:42	Bright	39.500	140	88Gam Peg	2.8340	26000.	79	44970	No
132	GOM_NL__2PRFIN20101006_171447_000000402093_00327_44970_5818.N1	06-OCT-2010 17:14:47	Bright	40.000	58	21Alp And	2.0730	11000.	80	44970	No
133	GOM_NL__2PRFIN20101006_171802_000000452093_00327_44970_5819.N1	06-OCT-2010 17:18:02	Bright	44.500	53	43Bet And	2.0480	3300.0	89	44970	No
134	GOM_NL__2PRFIN20101006_172309_000000412093_00327_44970_5820.N1	06-OCT-2010 17:23:09	Bright	40.500	68	18Alp Cas	2.2250	4500.0	81	44970	No
135	GOM_NL__2PRFIN20101006_172434_000000392093_00327_44970_5821.N1	06-OCT-2010 17:24:34	Bright	39.000	76	27Gam Cas	2.3000	30000.	78	44970	No
136	GOM_NL__2PRFIN20101006_172746_000000512093_00327_44970_5822.N1	06-OCT-2010 17:27:46	Bright	50.500	160	23Gam Per	2.9300	4700.0	101	44970	No
137	GOM_NL__2PRFIN20101006_175113_000000562093_00327_44970_5823.N1	06-OCT-2010 17:51:13	Bright	56.000	166	17Eps Leo	2.9800	6000.0	112	44970	No
138	GOM_NL__2PRFIN20101006_180106_000000512093_00327_44970_5824.N1	06-OCT-2010 18:01:06	Twilight	51.000	48	30Alp Hya	1.9770	4100.0	102	44970	No
139	GOM_NL__2PRFIN20101006_180847_000000492093_00327_44970_5825.N1	06-OCT-2010 18:08:47	Dark	48.500	132	15Rho Pup	2.8030	6900.0	97	44970	No
140	GOM_NL__2PRFIN20101006_181222_000000422093_00327_44970_5826.N1	06-OCT-2010 18:12:22	Dark	42.000	70	Zet Pup	2.2460	39000.	84	44970	No
141	GOM_NL__2PRFIN20101006_181445_000000562093_00327_44970_5827.N1	06-OCT-2010 18:14:45	Dark	55.500	23	21Eps CMa	1.5020	26000.	111	44970	No
142	GOM_NL__2PRFIN20101006_201152_000000482093_00329_44972_5901.N1	06-OCT-2010 20:11:52	Straylight	47.500	157	The1Eri	2.9060	9300.0	95	44972	No
143	GOM_NL__2PRFIN20101006_202150_000000462093_00329_44972_5902.N1	06-OCT-2010 20:21:50	Straylight	46.000	52	16Bet Cet	2.0370	4500.0	92	44972	No
144	GOM_NL__2PRFIN20101006_203155_000000382093_00329_44972_5903.N1	06-OCT-2010 20:31:55	Bright	37.500	140	88Gam Peg	2.8340	26000.	75	44972	No
145	GOM_NL__2PRFIN20101006_203559_000000392093_00329_44972_5904.N1	06-OCT-2010 20:35:59	Bright	39.000	58	21Alp And	2.0730	11000.	78	44972	No
146	GOM_NL__2PRFIN20101006_203913_000000432093_00329_44972_5905.N1	06-OCT-2010 20:39:13	Bright	42.500	53	43Bet And	2.0480	3300.0	85	44972	No
147	GOM_NL__2PRFIN20101006_204420_000000412093_00329_44972_5906.N1	06-OCT-2010 20:44:20	Bright	40.500	68	18Alp Cas	2.2250	4500.0	81	44972	No
148	GOM_NL__2PRFIN20101006_204545_000000412093_00329_44972_5907.N1	06-OCT-2010 20:45:45	Bright	40.500	76	27Gam Cas	2.3000	30000.	81	44972	No
149	GOM_NL__2PRFIN20101006_204856_000000512093_00329_44972_5908.N1	06-OCT-2010 20:48:56	Bright	50.500	160	23Gam Per	2.9300	4700.0	101	44972	No
150	GOM_NL__2PRFIN20101006_211226_000000562093_00329_44972_5909.N1	06-OCT-2010 21:12:26	Bright	56.000	166	17Eps Leo	2.9800	6000.0	112	44972	No
151	GOM_NL__2PRFIN20101006_212219_000000562093_00329_44972_5910.N1	06-OCT-2010 21:22:19	Twilight	56.000	48	30Alp Hya	1.9770	4100.0	112	44972	No
152	GOM_NL__2PRFIN20101006_213001_000000472093_00329_44972_5911.N1	06-OCT-2010 21:30:01	Dark	46.500	132	15Rho Pup	2.8030	6900.0	93	44972	No
153	GOM_NL__2PRFIN20101006_213336_000000442093_00329_44972_5912.N1	06-OCT-2010 21:33:36	Dark	43.500	70	Zet Pup	2.2460	39000.	87	44972	No
154	GOM_NL__2PRFIN20101006_213600_000000572093_00329_44972_5913.N1	06-OCT-2010 21:36:00	Dark	56.500	23	21Eps CMa	1.5020	26000.	113	44972	No
155	GOM_NL__2PRFIN20101006_215228_000000472093_00330_44973_5922.N1	06-OCT-2010 21:52:28	Straylight	47.000	157	The1Eri	2.9060	9300.0	94	44973	No
156	GOM_NL__2PRFIN20101006_220226_000000472093_00330_44973_5923.N1	06-OCT-2010 22:02:26	Straylight	47.000	52	16Bet Cet	2.0370	4500.0	94	44973	No
157	GOM_NL__2PRFIN20101006_221230_000000392093_00330_44973_5924.N1	06-OCT-2010 22:12:30	Bright	39.000	140	88Gam Peg	2.8340	26000.	78	44973	No
158	GOM_NL__2PRFIN20101006_221634_000000392093_00330_44973_5925.N1	06-OCT-2010 22:16:34	Bright	38.500	58	21Alp And	2.0730	11000.	77	44973	No
159	GOM_NL__2PRFIN20101006_221948_000000432093_00330_44973_5926.N1	06-OCT-2010 22:19:48	Bright	43.000	53	43Bet And	2.0480	3300.0	86	44973	No
160	GOM_NL__2PRFIN20101006_222456_000000422093_00330_44973_5927.N1	06-OCT-2010 22:24:56	Bright	41.500	68	18Alp Cas	2.2250	4500.0	83	44973	No

161	GOM_NL__2PRFIN20101006_222621_000000402093_00330_44973_5928.N1	06-OCT-2010 22:26:21	Bright	40.000	76	27Gam Cas	2.3000	30000.	80	44973	No
162	GOM_NL__2PRFIN20101006_222931_000000472093_00330_44973_5929.N1	06-OCT-2010 22:29:31	Bright	46.500	160	23Gam Per	2.9300	4700.0	93	44973	No
163	GOM_NL__2PRFIN20101006_225302_000000422093_00330_44973_5930.N1	06-OCT-2010 22:53:02	Bright	41.500	166	17Eps Leo	2.9800	6000.0	83	44973	No
164	GOM_NL__2PRFIN20101006_230255_000000472093_00330_44973_5931.N1	06-OCT-2010 23:02:55	Twilight	46.500	48	30Alp Hya	1.9770	4100.0	93	44973	No
165	GOM_NL__2PRFIN20101006_231037_000000492093_00330_44973_5932.N1	06-OCT-2010 23:10:37	Dark	49.000	132	15Rho Pup	2.8030	6900.0	98	44973	No
166	GOM_NL__2PRFIN20101006_231412_000000412093_00330_44973_5933.N1	06-OCT-2010 23:14:12	Dark	41.000	70	Zet Pup	2.2460	39000.	82	44973	No
167	GOM_NL__2PRFIN20101006_231637_000000572093_00330_44973_5934.N1	06-OCT-2010 23:16:37	Dark	56.500	23	21Eps CMa	1.5020	26000.	113	44973	No

3. Quality information per product

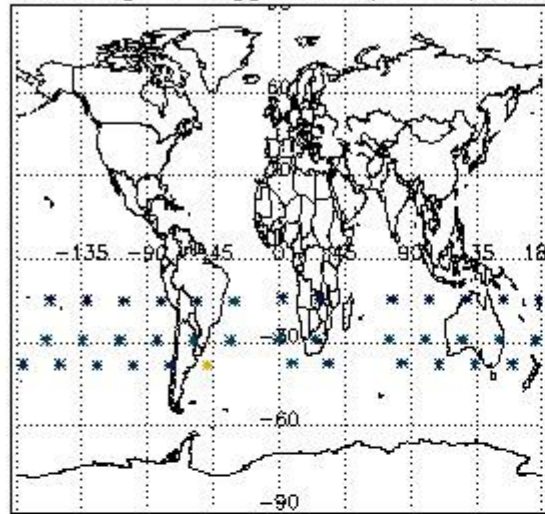
In this section it is plotted some information contained in the Quality Summary data set of the level 2 products. Only products in dark limb conditions and without errors (error flag in the MPH set to "0") are used.

3.1 Plot quality information per product (time dependant)

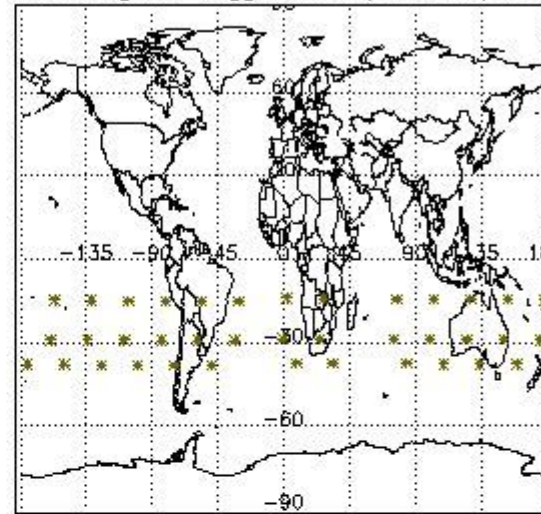


3.2 Plot quality information per product (world map)


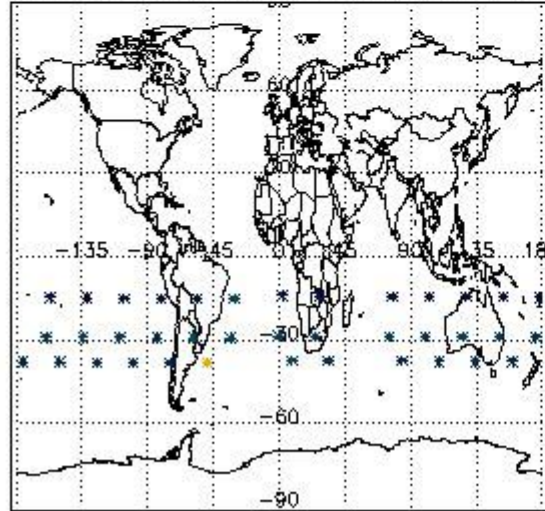
Percentage of flagged data per O3 profile



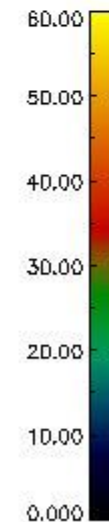
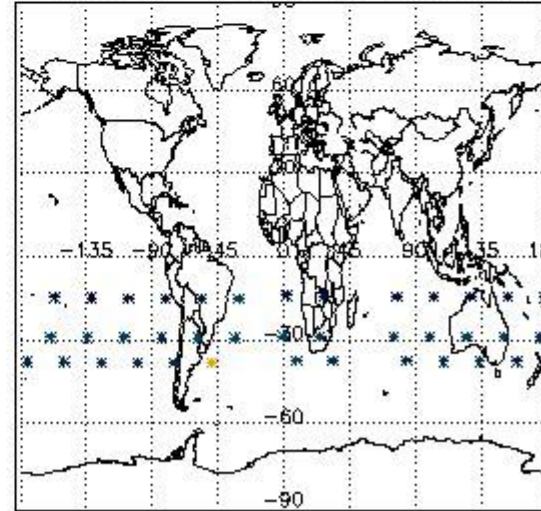
Percentage of flagged data per H2O profile



Percentage of flagged data per NO2 profile



Percentage of flagged data per NO3 profile

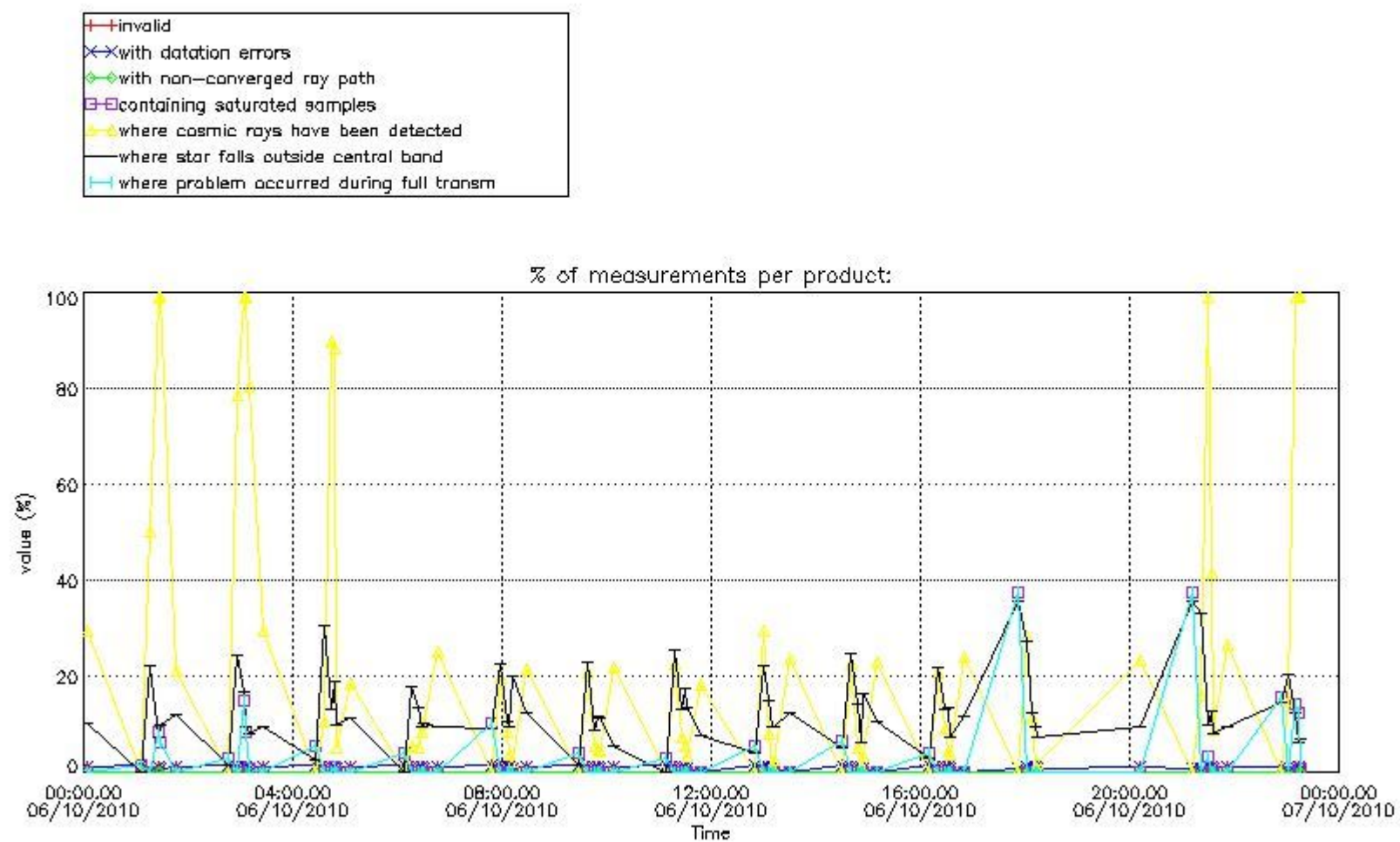


4. Level 1 quality information per product

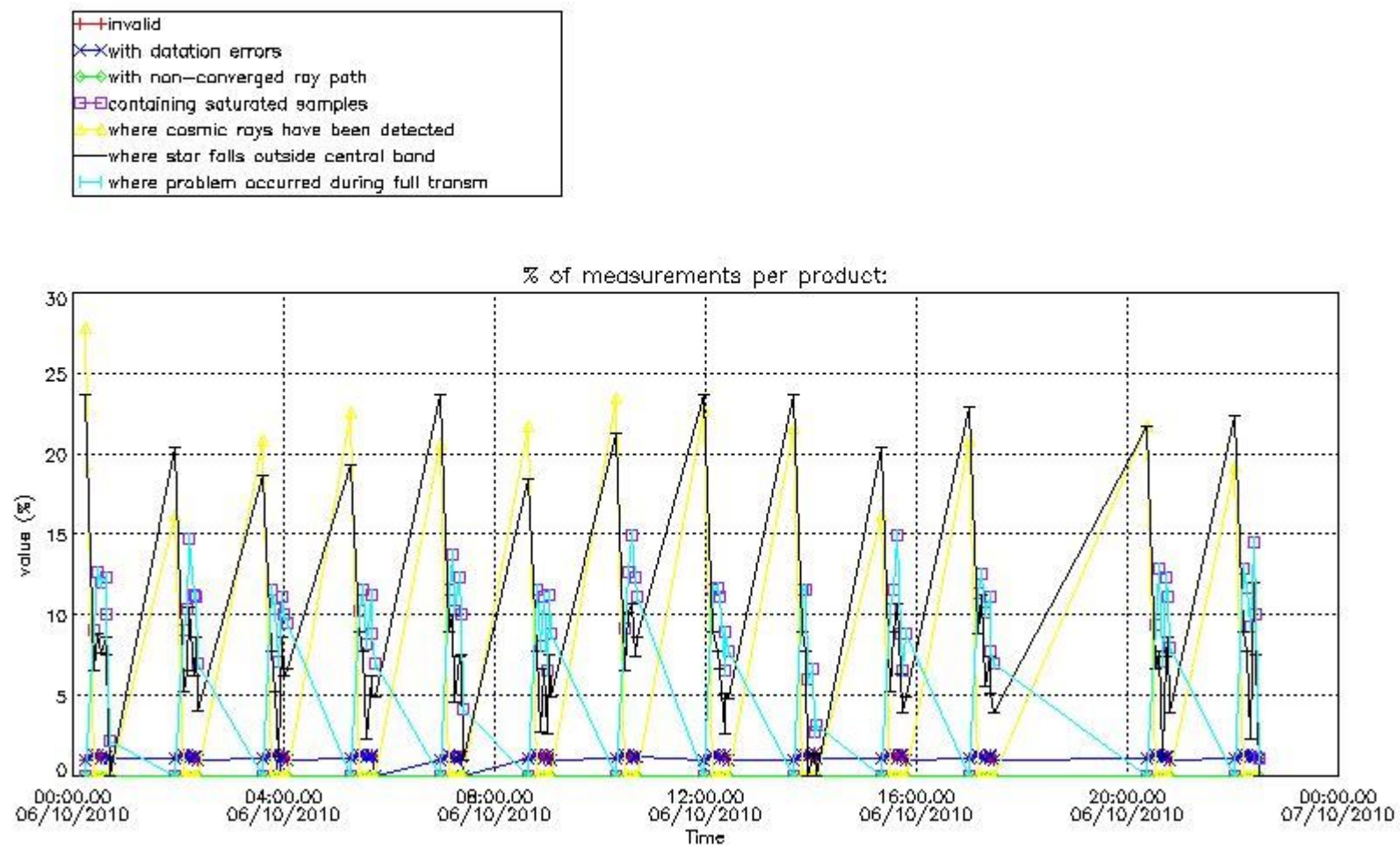
In this section it is plotted some information contained in the Quality Summary data set of the level 2 products that comes from the level 1b processing. Products without errors (error flag in the MPH set to "0") are used.

4.1 Plot quality information per product (time dependant) coming from level 1b processing

4.1.1 Plot level 1 quality information per product (time dependant): ENVISAT ASCENDING passes



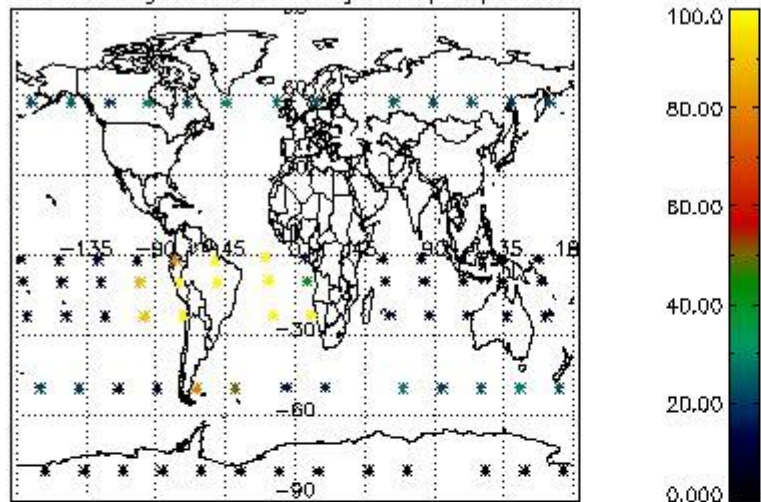
4.1.2 Plot level 1 quality information per product (time dependant): ENVI SAT DESCENDING passes



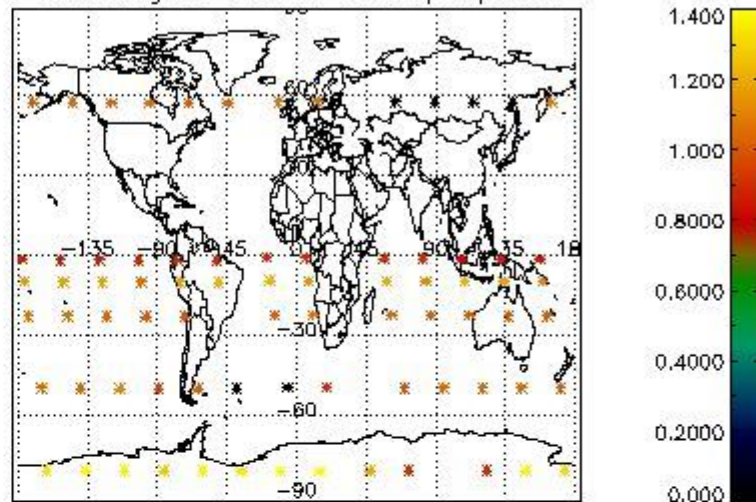
4.2 Plot quality information per product coming from level 1b processing (world map)

4.2.1 Plot level 1 quality information per product (world map): ENVISAT ASCENDING passes

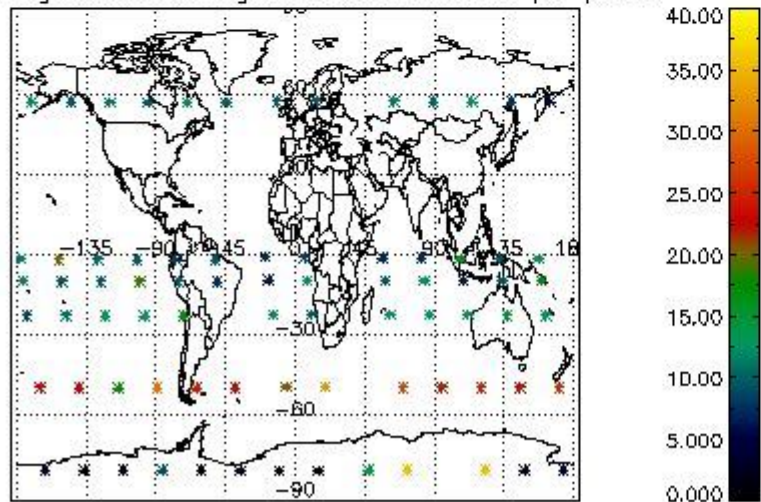
Percentage of cosmic ray hits per profile



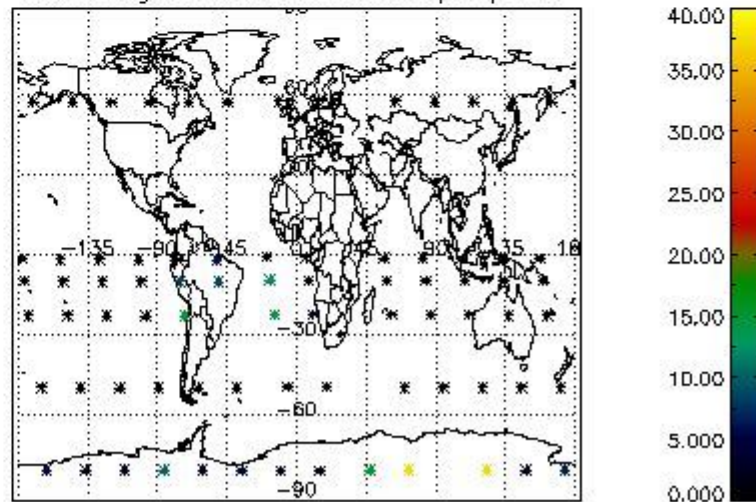
Percentage of datation errors per profile



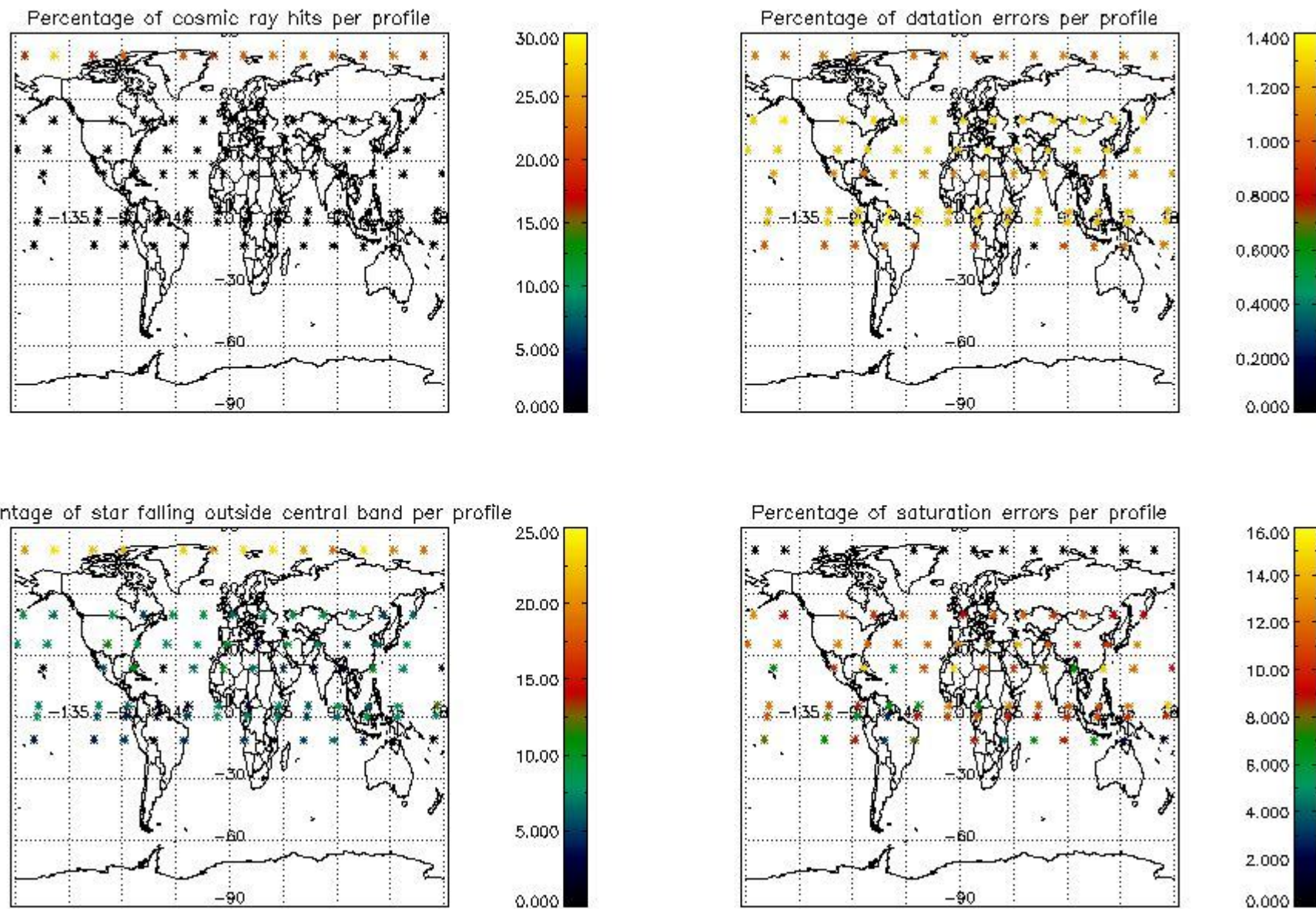
Percentage of star falling outside central band per profile



Percentage of saturation errors per profile



4.2.2 Plot level 1 quality information per product (world map): ENVISAT DESCENDING passes



5. Trace gas profiles

5.1 Ozone statistics based on quality of products

The final quality of the products can be "measured" using the STD (Standard Deviation) attached to every point profile. This information is written to the parameter GOM_NL__2P/NL_LOCAL_SPECIES_DENSITY/o3_std of the level 2 products. The table below shows the statistics for given STD ranges.

The statistics are given with respect to the overall valid production:

- Products without fatal errors: GOM_NL__2P/MPH/PRODUCT_ERR=0
- Valid point profile: GOM_NL__2P/NL_LOCAL_SPECIES_DENSITY/pcd(0)=0

The 'Criteria' is applied to valid points of dark limb products:

- Products in dark limb illumination condition: GOM_NL__2P/NL_SUMMARY_QUALITY/obs_ill_cond=0
- Products without fatal errors: GOM_NL__2P/MPH/PRODUCT_ERR=0
- Valid point profile: GOM_NL__2P/NL_LOCAL_SPECIES_DENSITY/pcd(0)=0

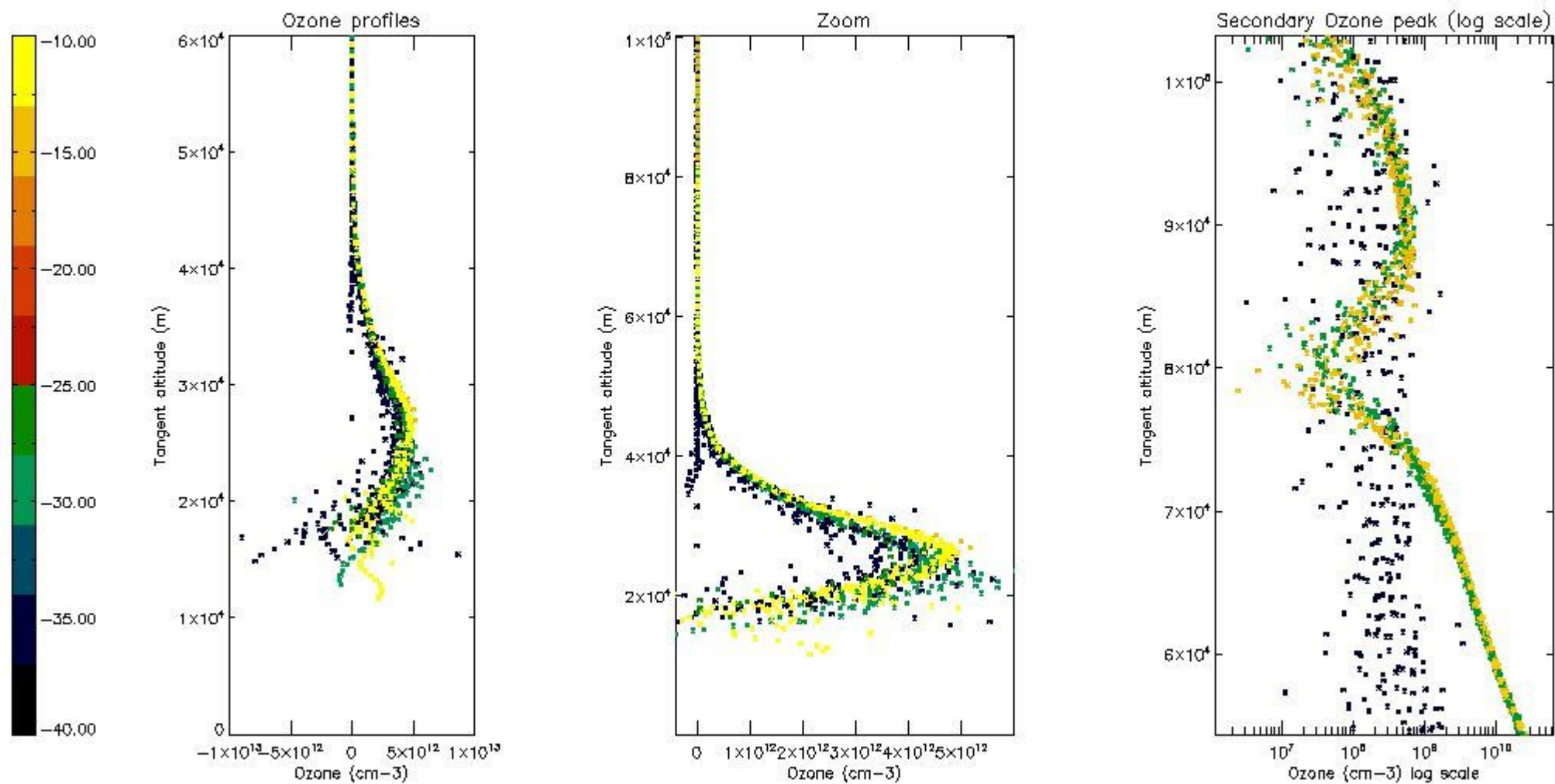
So, the table below shows the percentage of dark limb and valid observations for each criteria with respect to the overall valid daily observations.

Criteria	% of total production
All STD	26
STD < 20	15

STD < 10	13
STD < 5	10

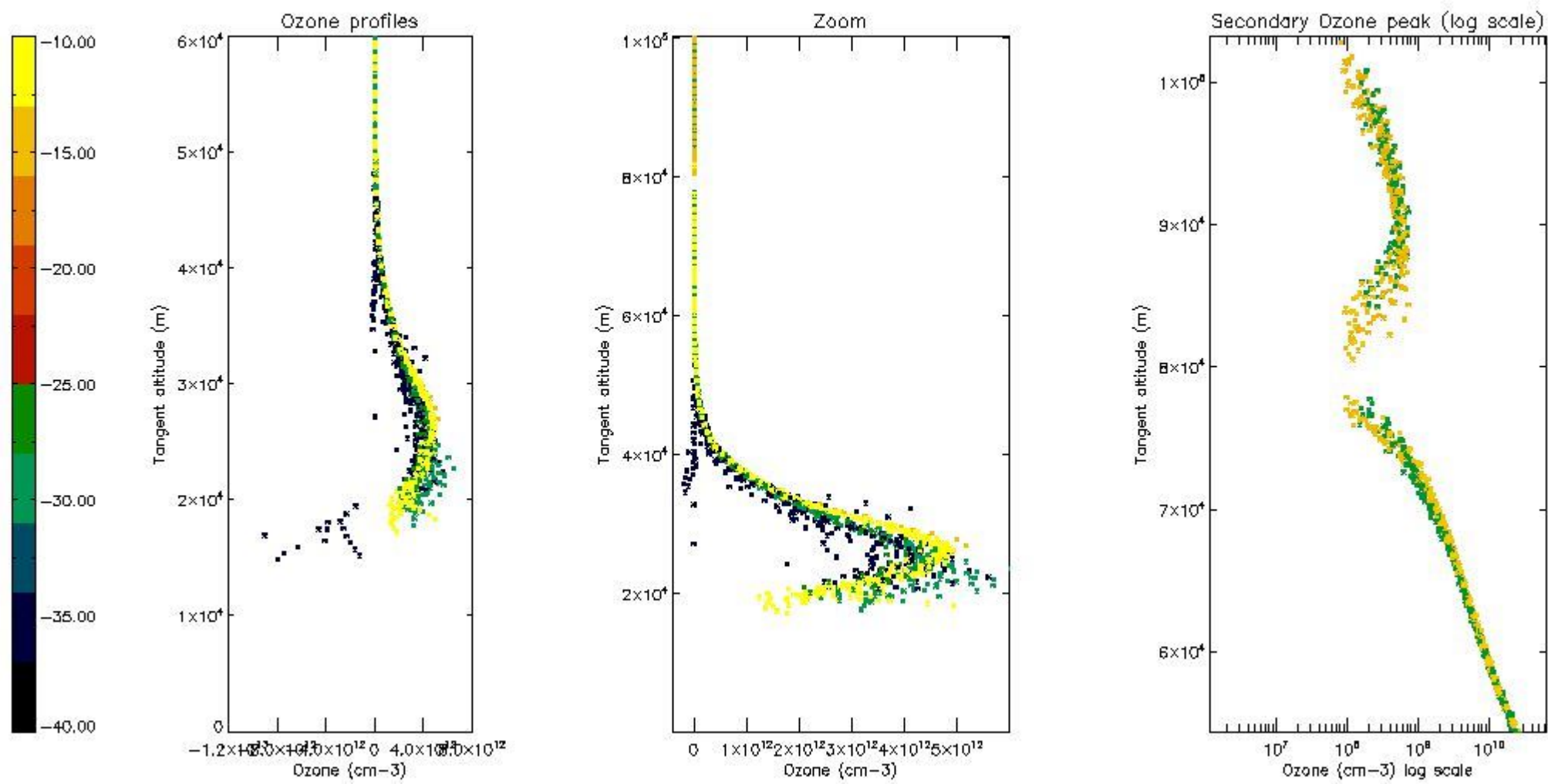
5.2 Plot ozone profiles for all STD (dark without errors)

The colorbar represents the latitude.



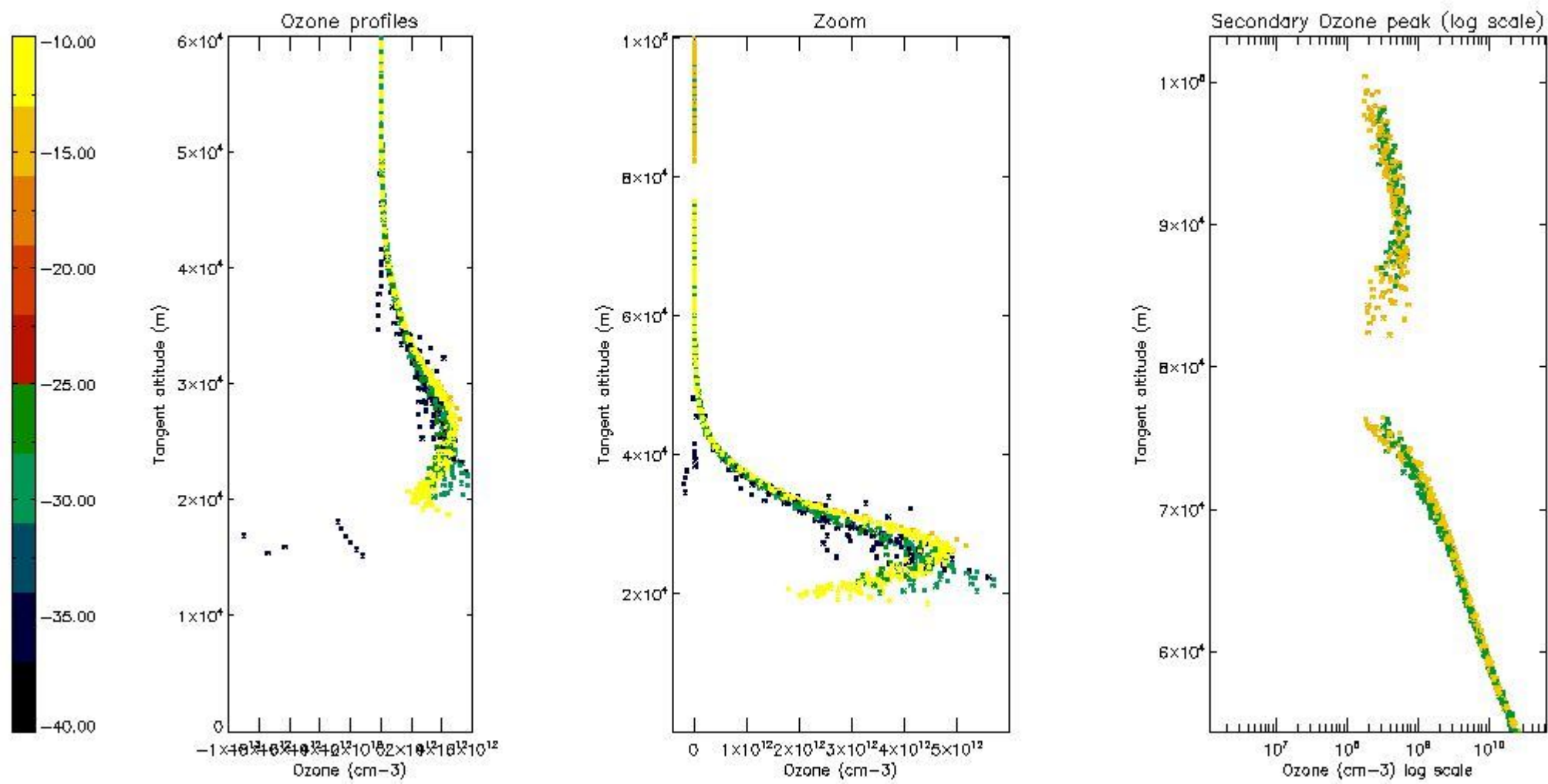
5.3 Plot ozone profiles where STD < 20% (dark without errors)

The colorbar represents the latitude.



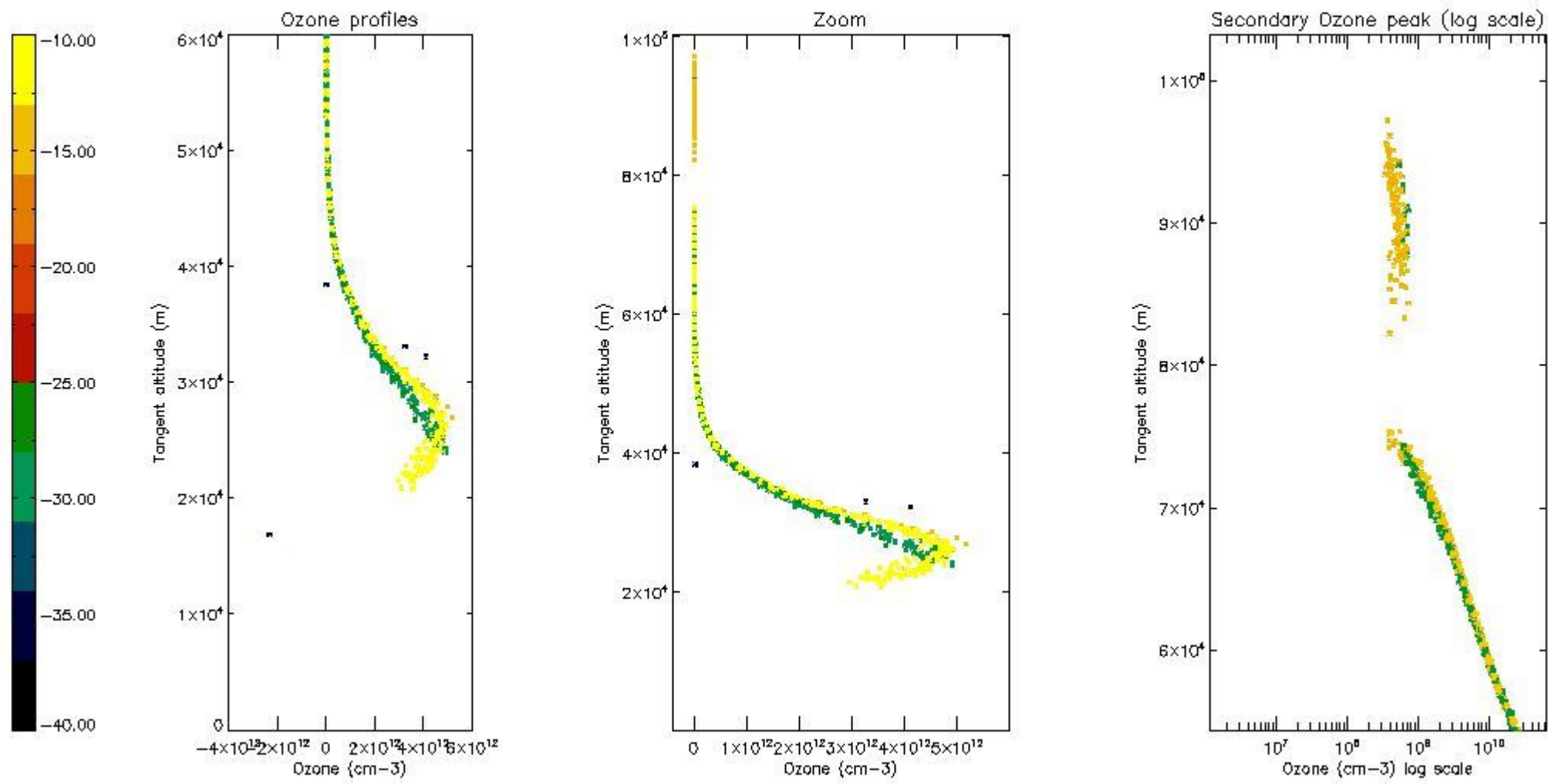
5.4 Plot ozone profiles where STD < 10% (dark without errors)

The colorbar represents the latitude.



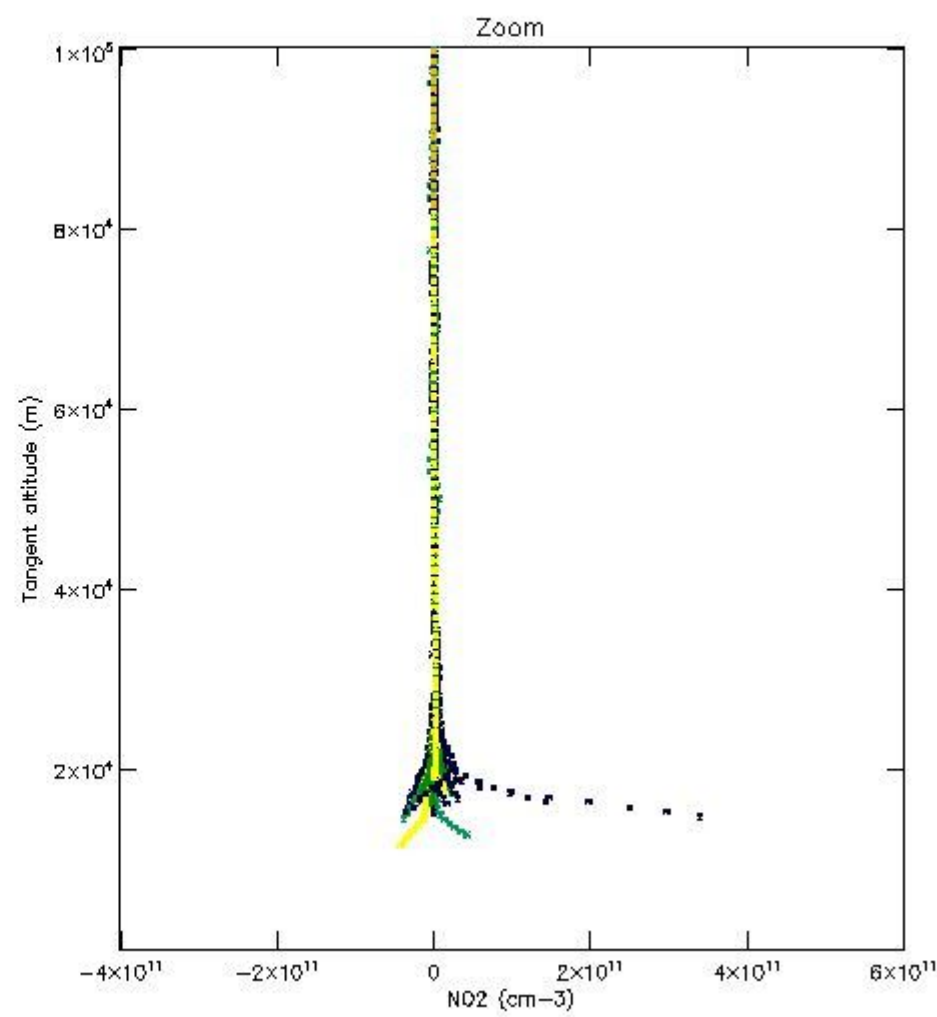
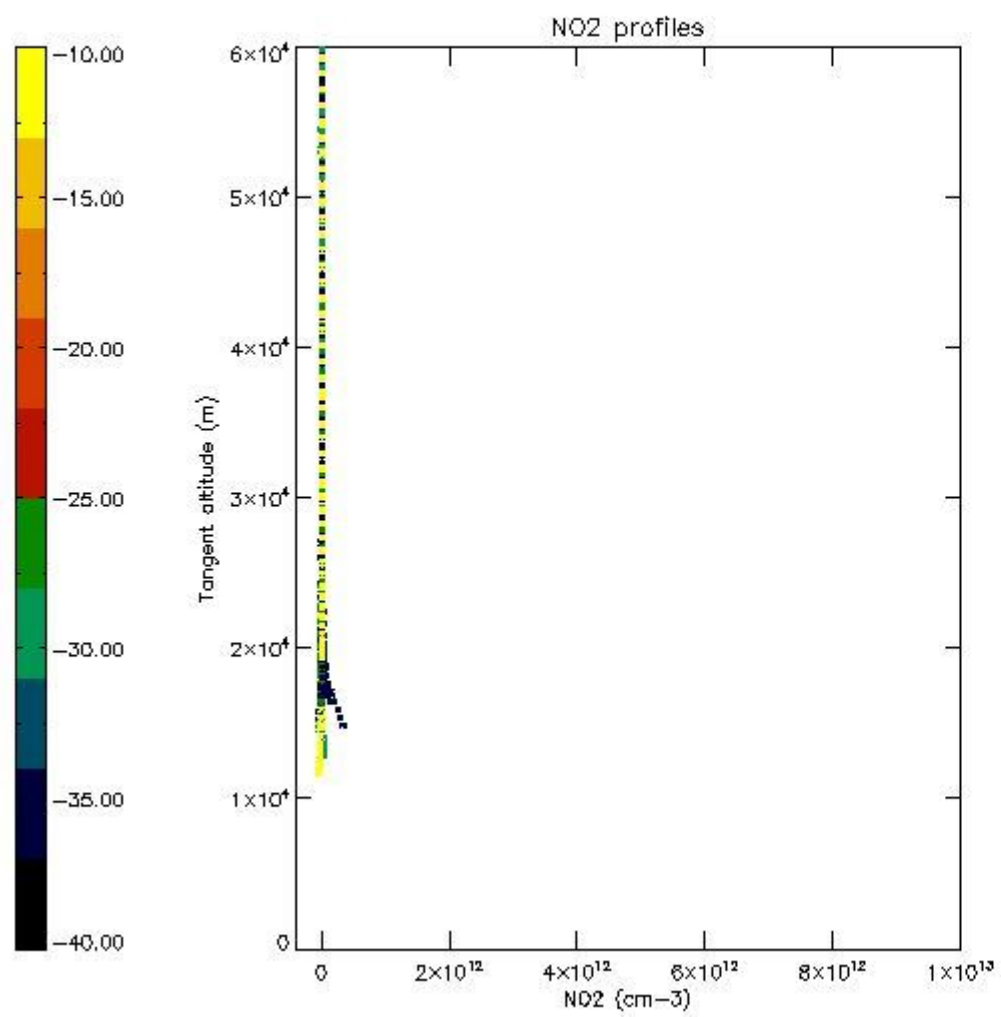
5.5 Plot ozone profiles where STD < 5% (dark without errors)

The colorbar represents the latitude.



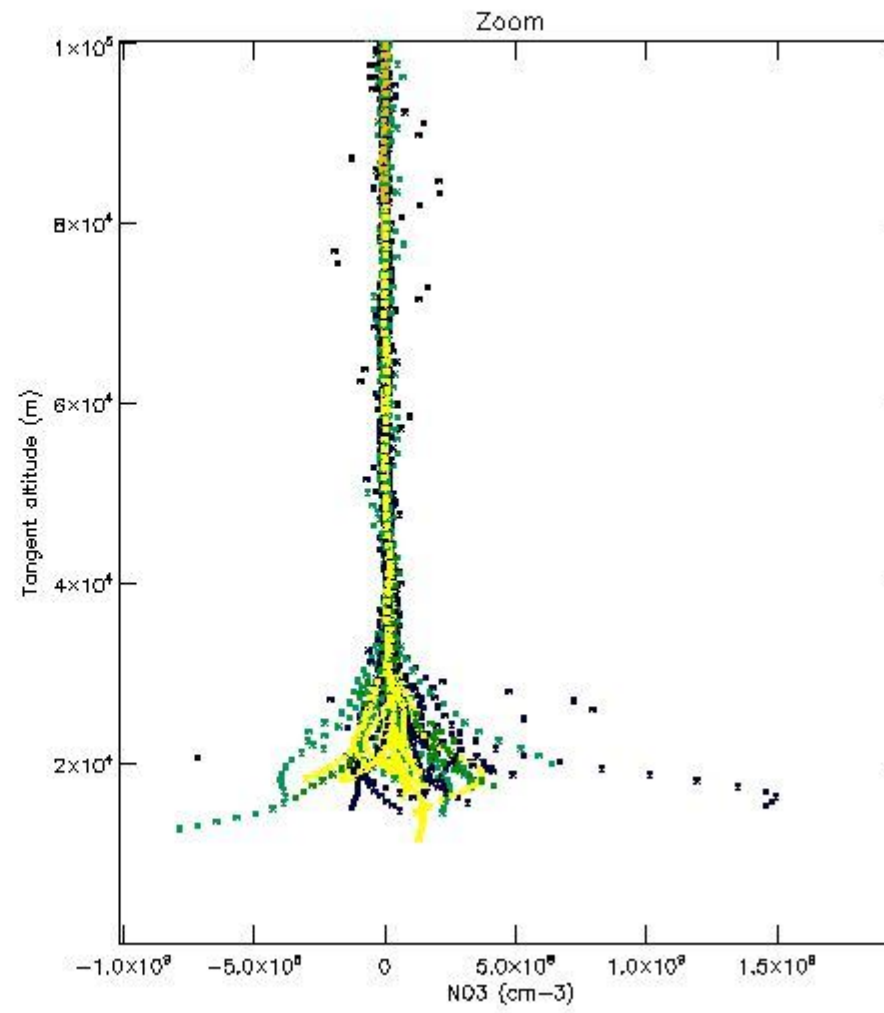
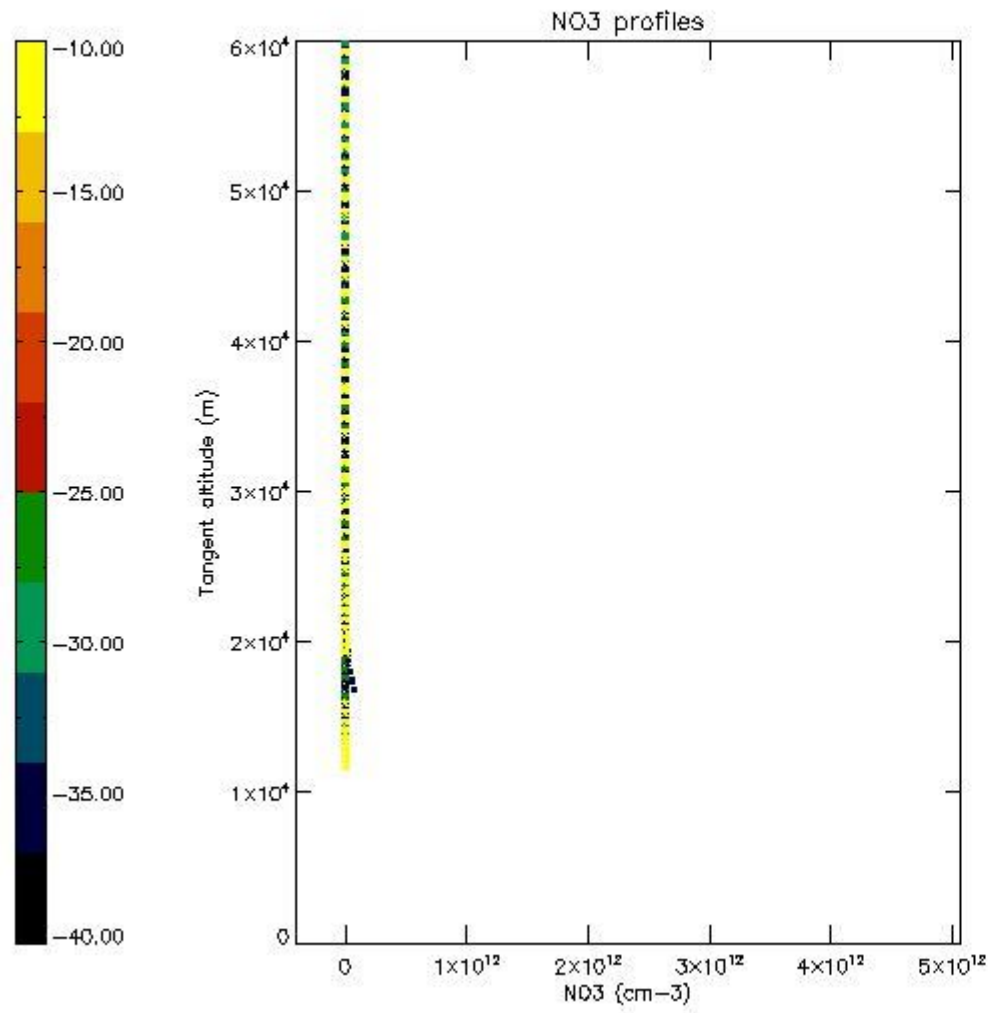
5.6 Plot NO₂ profiles for all STD (dark without errors)

The colorbar represents the latitude.



5.7 Plot NO3 profiles for all STD (dark without errors)

The colorbar represents the latitude.



6. Auxiliary Data Files used for the production reported in section 2

The number reported in the third column indicates since which file (see list in section 2) the corresponding auxiliary file has been used. The fourth column is the date of those product files.

Type	Auxiliary Filename	Used since product	Used since product date
INST_PHYS_CHARACTERISTICS	GOM_INS_AXVIEC20091111_143220_20030716_120000_20500101_000000	1	06-OCT-2010 00:04:33
LEVEL-2_PROC_CONFIG	GOM_PR2_AXVIEC20091111_152718_20020301_000000_20500101_000000	1	06-OCT-2010 00:04:33
CROSS_SECTIONS_FILE	GOM_CRS_AXVIEC20091111_154832_20020301_000000_20500101_000000	1	06-OCT-2010 00:04:33

GOMOS Level 2 Daily Report

SUMMARY

[1. General Info](#)

[2. Summary of processed GOM_NL_2P products](#)

[3. Level 2 Quality information per product](#)

[3.1 Plot of level 2 quality information per product \(time dependant\)](#)

[3.2 Plot of level 2 quality information per product \(world map\)](#)

[4. Level 1 Quality information per product \(stored on level 2 products\)](#)

[4.1 Plot of level 1 quality information per product \(time dependant\)](#)

[4.1.1 Plot of level 1 quality information per product \(time dependant\): ASCENDING](#)

[4.1.2 Plot of level 1 quality information per product \(time dependant\): DESCENDING](#)

[4.2 Plot of level 1 quality information per product \(world map\)](#)

[4.2.1 Plot of level 1 quality information per product \(world map\): ASCENDING](#)

[4.2.2 Plot of level 1 quality information per product \(world map\): DESCENDING](#)

[5. Ozone profiles based on quality statistics and other trace gas profiles](#)

[5.1 Ozone statistics based on quality of products](#)

[5.2 Plot ozone profiles for all STD \(dark without errors\)](#)

[5.3 Plot ozone profiles where STD < 20% \(dark without errors\)](#)

[5.4. Plot ozone profiles where STD < 10% \(dark without errors\)](#)

[5.5. Plot ozone profiles where STD < 5% \(dark without errors\)](#)

[5.6 Plot NO2 profiles for all STD \(dark without errors\)](#)

[5.7 Plot NO3 profiles for all STD \(dark without errors\)](#)

[5.8 Plot H2O profiles \(only for occultations of stars 1,2,3,4,13,14,16,26,63 dark without errors\) for all STD](#)

[6. Auxiliary Data Files used for the production reported in section 2](#)

This report presents the daily analysis on parameters extracted from GOMOS level 2 data (GOM_NL__2P). It is intended to monitor some important parameters that will impact the quality of these products. A list of level 2 products (and content) that have arrived during the reporting day to the PCF is also given.

Item	Value
Time of report generation	29APR2013 15:44:25
Data source version	GOMOS/6.01
Start time of products	06-10-2010 (06OCT2010 00:00:00)
Stop time of products	07-10-2010 (07OCT2010 00:00:00)
Store outputs in DB	Yes
Nb of level 2 prods	167
Nb of prods with errors	0

2. Summary of processed GOM_NL__2P products.

Nr	Filename	UTC Start time	Limb	Duration	Star Id	Star Name	Star Mag	Star Temp	Nb Meas	Orbit	Prod. error
1	GOM_NL__2PRFIN20101006_000433_000000492093_00317_44960_5521.N1	06-OCT-2010 00:04:33	Straylight	49.000	157	The1Eri	2.9060	9300.0	98	44960	No
2	GOM_NL__2PRFIN20101006_001438_000000492093_00317_44960_5522.N1	06-OCT-2010 00:14:38	Straylight	48.500	52	16Bet Cet	2.0370	4500.0	97	44960	No
3	GOM_NL__2PRFIN20101006_002445_000000392093_00317_44960_5523.N1	06-OCT-2010 00:24:45	Bright	38.500	140	88Gam Peg	2.8340	26000.	77	44960	No
4	GOM_NL__2PRFIN20101006_002849_000000402093_00317_44960_5524.N1	06-OCT-2010 00:28:49	Bright	39.500	58	21Alp And	2.0730	11000.	79	44960	No
5	GOM_NL__2PRFIN20101006_003208_000000462093_00317_44960_5525.N1	06-OCT-2010 00:32:08	Bright	46.000	53	43Bet And	2.0480	3300.0	92	44960	No
6	GOM_NL__2PRFIN20101006_003713_000000412093_00317_44960_5526.N1	06-OCT-2010 00:37:13	Bright	40.500	68	18Alp Cas	2.2250	4500.0	81	44960	No
7	GOM_NL__2PRFIN20101006_003838_000000402093_00317_44960_5527.N1	06-OCT-2010 00:38:38	Bright	40.000	76	27Gam Cas	2.3000	30000.	80	44960	No
8	GOM_NL__2PRFIN20101006_004156_000000472093_00317_44960_5528.N1	06-OCT-2010 00:41:56	Bright	47.000	160	23Gam Per	2.9300	4700.0	94	44960	No
9	GOM_NL__2PRFIN20101006_010512_000000362093_00317_44960_5529.N1	06-OCT-2010 01:05:12	Bright	36.000	166	17Eps Leo	2.9800	6000.0	72	44960	No
10	GOM_NL__2PRFIN20101006_011502_000000472093_00317_44960_5530.N1	06-OCT-2010 01:15:02	Twilight	47.000	48	30Alp Hya	1.9770	4100.0	94	44960	No
11	GOM_NL__2PRFIN20101006_012615_000000412093_00317_44960_5531.N1	06-OCT-2010 01:26:15	Dark	41.000	70	Zet Pup	2.2460	39000.	82	44960	No
12	GOM_NL__2PRFIN20101006_012831_000000572093_00317_44960_5532.N1	06-OCT-2010 01:28:31	Dark	57.000	23	21Eps CMa	1.5020	26000.	114	44960	No
13	GOM_NL__2PRFIN20101006_014509_000000502093_00318_44961_5537.N1	06-OCT-2010 01:45:09	Straylight	49.500	157	The1Eri	2.9060	9300.0	99	44961	No
14	GOM_NL__2PRFIN20101006_015514_000000472093_00318_44961_5538.N1	06-OCT-2010 01:55:14	Straylight	46.500	52	16Bet Cet	2.0370	4500.0	93	44961	No
15	GOM_NL__2PRFIN20101006_020520_000000392093_00318_44961_5539.N1	06-OCT-2010 02:05:20	Bright	38.500	140	88Gam Peg	2.8340	26000.	77	44961	No
16	GOM_NL__2PRFIN20101006_020925_000000392093_00318_44961_5540.N1	06-OCT-2010 02:09:25	Bright	38.500	58	21Alp And	2.0730	11000.	77	44961	No
17	GOM_NL__2PRFIN20101006_021244_000000482093_00318_44961_5541.N1	06-OCT-2010 02:12:44	Bright	47.500	53	43Bet And	2.0480	3300.0	95	44961	No
18	GOM_NL__2PRFIN20101006_021748_000000402093_00318_44961_5542.N1	06-OCT-2010 02:17:48	Bright	40.000	68	18Alp Cas	2.2250	4500.0	80	44961	No
19	GOM_NL__2PRFIN20101006_021913_000000412093_00318_44961_5543.N1	06-OCT-2010 02:19:13	Bright	40.500	76	27Gam Cas	2.3000	30000.	81	44961	No
20	GOM_NL__2PRFIN20101006_022231_000000502093_00318_44961_5544.N1	06-OCT-2010 02:22:31	Bright	50.000	160	23Gam Per	2.9300	4700.0	100	44961	No
21	GOM_NL__2PRFIN20101006_024548_000000362093_00318_44961_5545.N1	06-OCT-2010 02:45:48	Bright	36.000	166	17Eps Leo	2.9800	6000.0	72	44961	No
22	GOM_NL__2PRFIN20101006_025538_000000492093_00318_44961_5546.N1	06-OCT-2010 02:55:38	Twilight	49.000	48	30Alp Hya	1.9770	4100.0	98	44961	No
23	GOM_NL__2PRFIN20101006_030315_000000512093_00318_44961_5547.N1	06-OCT-2010 03:03:15	Dark	50.500	132	15Rho Pup	2.8030	6900.0	101	44961	No
24	GOM_NL__2PRFIN20101006_030652_000000432093_00318_44961_5548.N1	06-OCT-2010 03:06:52	Dark	42.500	70	Zet Pup	2.2460	39000.	85	44961	No
25	GOM_NL__2PRFIN20101006_030909_000000562093_00318_44961_5549.N1	06-OCT-2010 03:09:09	Dark	56.000	23	21Eps CMa	1.5020	26000.	112	44961	No
26	GOM_NL__2PRFIN20101006_032546_000000482093_00319_44962_5547.N1	06-OCT-2010 03:25:46	Straylight	47.500	157	The1Eri	2.9060	9300.0	95	44962	No
27	GOM_NL__2PRFIN20101006_033550_000000462093_00319_44962_5548.N1	06-OCT-2010 03:35:50	Straylight	45.500	52	16Bet Cet	2.0370	4500.0	91	44962	No
28	GOM_NL__2PRFIN20101006_034556_000000392093_00319_44962_5549.N1	06-OCT-2010 03:45:56	Bright	39.000	140	88Gam Peg	2.8340	26000.	78	44962	No
29	GOM_NL__2PRFIN20101006_035001_000000392093_00319_44962_5550.N1	06-OCT-2010 03:50:01	Bright	38.500	58	21Alp And	2.0730	11000.	77	44962	No
30	GOM_NL__2PRFIN20101006_035319_000000432093_00319_44962_5551.N1	06-OCT-2010 03:53:19	Bright	42.500	53	43Bet And	2.0480	3300.0	85	44962	No
31	GOM_NL__2PRFIN20101006_035824_000000412093_00319_44962_5552.N1	06-OCT-2010 03:58:24	Bright	40.500	68	18Alp Cas	2.2250	4500.0	81	44962	No
32	GOM_NL__2PRFIN20101006_035949_000000402093_00319_44962_5553.N1	06-OCT-2010 03:59:49	Bright	40.000	76	27Gam Cas	2.3000	30000.	80	44962	No
33	GOM_NL__2PRFIN20101006_040306_000000532093_00319_44962_5554.N1	06-OCT-2010 04:03:06	Bright	52.500	160	23Gam Per	2.9300	4700.0	105	44962	No
34	GOM_NL__2PRFIN20101006_042625_000000372093_00319_44962_5555.N1	06-OCT-2010 04:26:25	Bright	37.000	166	17Eps Leo	2.9800	6000.0	74	44962	No
35	GOM_NL__2PRFIN20101006_043614_000000532093_00319_44962_5556.N1	06-OCT-2010 04:36:14	Twilight	52.500	48	30Alp Hya	1.9770	4100.0	105	44962	No
36	GOM_NL__2PRFIN20101006_044352_000000502093_00319_44962_5557.N1	06-OCT-2010 04:43:52	Dark	49.500	132	15Rho Pup	2.8030	6900.0	99	44962	No
37	GOM_NL__2PRFIN20101006_044729_000000482093_00319_44962_5558.N1	06-OCT-2010 04:47:29	Dark	47.500	70	Zet Pup	2.2460	39000.	95	44962	No
38	GOM_NL__2PRFIN20101006_044946_000000572093_00319_44962_5559.N1	06-OCT-2010 04:49:46	Dark	57.000	23	21Eps CMa	1.5020	26000.	114	44962	No
39	GOM_NL__2PRFIN20101006_050623_000000492093_00320_44963_5558.N1	06-OCT-2010 05:06:23	Straylight	49.000	157	The1Eri	2.9060	9300.0	98	44963	No
40	GOM_NL__2PRFIN20101006_051626_000000472093_00320_44963_5559.N1	06-OCT-2010 05:16:26	Straylight	46.500	52	16Bet Cet	2.0370	4500.0	93	44963	No
41	GOM_NL__2PRFIN20101006_052632_000000392093_00320_44963_5560.N1	06-OCT-2010 05:26:32	Bright	39.000	140	88Gam Peg	2.8340	26000.	78	44963	No
42	GOM_NL__2PRFIN20101006_053037_000000392093_00320_44963_5561.N1	06-OCT-2010 05:30:37	Bright	39.000	58	21Alp And	2.0730	11000.	78	44963	No

43	GOM_NL__2PRFIN20101006_053355_000000432093_00320_44963_5562.N1	06-OCT-2010 05:33:55	Bright	43.000	53	43Bet And	2.0480	3300.0	86	44963	No
44	GOM_NL__2PRFIN20101006_053900_000000402093_00320_44963_5563.N1	06-OCT-2010 05:39:00	Bright	40.000	68	18Alp Cas	2.2250	4500.0	80	44963	No
45	GOM_NL__2PRFIN20101006_054025_000000402093_00320_44963_5564.N1	06-OCT-2010 05:40:25	Bright	39.500	76	27Gam Cas	2.3000	30000.	79	44963	No
46	GOM_NL__2PRFIN20101006_054341_000000512093_00320_44963_5565.N1	06-OCT-2010 05:43:41	Bright	50.500	160	23Gam Per	2.9300	4700.0	101	44963	No
47	GOM_NL__2PRFIN20101006_060701_000000372093_00320_44963_5566.N1	06-OCT-2010 06:07:01	Bright	36.500	166	17Eps Leo	2.9800	6000.0	73	44963	No
48	GOM_NL__2PRFIN20101006_061651_000000452093_00320_44963_5567.N1	06-OCT-2010 06:16:51	Twilight	45.000	48	30Alp Hya	1.9770	4100.0	90	44963	No
49	GOM_NL__2PRFIN20101006_062429_000000492093_00320_44963_5568.N1	06-OCT-2010 06:24:29	Dark	48.500	132	15Rho Pup	2.8030	6900.0	97	44963	No
50	GOM_NL__2PRFIN20101006_062806_000000432093_00320_44963_5569.N1	06-OCT-2010 06:28:06	Dark	42.500	70	Zet Pup	2.2460	39000.	85	44963	No
51	GOM_NL__2PRFIN20101006_063023_000000582093_00320_44963_5570.N1	06-OCT-2010 06:30:23	Dark	58.000	23	21Eps CMa	1.5020	26000.	116	44963	No
52	GOM_NL__2PRFIN20101006_064659_000000482093_00321_44964_5570.N1	06-OCT-2010 06:46:59	Straylight	47.500	157	The1Eri	2.9060	9300.0	95	44964	No
53	GOM_NL__2PRFIN20101006_065702_000000492093_00321_44964_5571.N1	06-OCT-2010 06:57:02	Straylight	48.500	52	16Bet Cet	2.0370	4500.0	97	44964	No
54	GOM_NL__2PRFIN20101006_070708_000000392093_00321_44964_5572.N1	06-OCT-2010 07:07:08	Bright	39.000	140	88Gam Peg	2.8340	26000.	78	44964	No
55	GOM_NL__2PRFIN20101006_071113_000000402093_00321_44964_5573.N1	06-OCT-2010 07:11:13	Bright	40.000	58	21Alp And	2.0730	11000.	80	44964	No
56	GOM_NL__2PRFIN20101006_071430_000000442093_00321_44964_5574.N1	06-OCT-2010 07:14:30	Bright	44.000	53	43Bet And	2.0480	3300.0	88	44964	No
57	GOM_NL__2PRFIN20101006_071935_000000412093_00321_44964_5575.N1	06-OCT-2010 07:19:35	Bright	40.500	68	18Alp Cas	2.2250	4500.0	81	44964	No
58	GOM_NL__2PRFIN20101006_072100_000000402093_00321_44964_5576.N1	06-OCT-2010 07:21:00	Bright	40.000	76	27Gam Cas	2.3000	30000.	80	44964	No
59	GOM_NL__2PRFIN20101006_072416_000000492093_00321_44964_5577.N1	06-OCT-2010 07:24:16	Bright	48.500	160	23Gam Per	2.9300	4700.0	97	44964	No
60	GOM_NL__2PRFIN20101006_074737_000000392093_00321_44964_5578.N1	06-OCT-2010 07:47:37	Bright	39.000	166	17Eps Leo	2.9800	6000.0	78	44964	No
61	GOM_NL__2PRFIN20101006_075727_000000492093_00321_44964_5579.N1	06-OCT-2010 07:57:27	Twilight	48.500	48	30Alp Hya	1.9770	4100.0	97	44964	No
62	GOM_NL__2PRFIN20101006_080506_000000472093_00321_44964_5580.N1	06-OCT-2010 08:05:06	Dark	47.000	132	15Rho Pup	2.8030	6900.0	94	44964	No
63	GOM_NL__2PRFIN20101006_080842_000000432093_00321_44964_5581.N1	06-OCT-2010 08:08:42	Dark	42.500	70	Zet Pup	2.2460	39000.	85	44964	No
64	GOM_NL__2PRFIN20101006_081101_000000652093_00321_44964_5582.N1	06-OCT-2010 08:11:01	Dark	65.000	23	21Eps CMa	1.5020	26000.	130	44964	No
65	GOM_NL__2PRFIN20101006_082736_000000492093_00322_44965_5609.N1	06-OCT-2010 08:27:36	Straylight	49.000	157	The1Eri	2.9060	9300.0	98	44965	No
66	GOM_NL__2PRFIN20101006_083738_000000462093_00322_44965_5610.N1	06-OCT-2010 08:37:38	Straylight	46.000	52	16Bet Cet	2.0370	4500.0	92	44965	No
67	GOM_NL__2PRFIN20101006_084744_000000392093_00322_44965_5611.N1	06-OCT-2010 08:47:44	Bright	39.000	140	88Gam Peg	2.8340	26000.	78	44965	No
68	GOM_NL__2PRFIN20101006_085148_000000372093_00322_44965_5612.N1	06-OCT-2010 08:51:48	Bright	37.000	58	21Alp And	2.0730	11000.	74	44965	No
69	GOM_NL__2PRFIN20101006_085505_000000452093_00322_44965_5613.N1	06-OCT-2010 08:55:05	Bright	45.000	53	43Bet And	2.0480	3300.0	90	44965	No
70	GOM_NL__2PRFIN20101006_090011_000000382093_00322_44965_5614.N1	06-OCT-2010 09:00:11	Bright	38.000	68	18Alp Cas	2.2250	4500.0	76	44965	No
71	GOM_NL__2PRFIN20101006_090136_000000402093_00322_44965_5615.N1	06-OCT-2010 09:01:36	Bright	40.000	76	27Gam Cas	2.3000	30000.	80	44965	No
72	GOM_NL__2PRFIN20101006_090452_000000512093_00322_44965_5616.N1	06-OCT-2010 09:04:52	Bright	51.000	160	23Gam Per	2.9300	4700.0	102	44965	No
73	GOM_NL__2PRFIN20101006_092813_000000372093_00322_44965_5617.N1	06-OCT-2010 09:28:13	Bright	36.500	166	17Eps Leo	2.9800	6000.0	73	44965	No
74	GOM_NL__2PRFIN20101006_093804_000000482093_00322_44965_5618.N1	06-OCT-2010 09:38:04	Twilight	48.000	48	30Alp Hya	1.9770	4100.0	96	44965	No
75	GOM_NL__2PRFIN20101006_094542_000000472093_00322_44965_5619.N1	06-OCT-2010 09:45:42	Dark	46.500	132	15Rho Pup	2.8030	6900.0	93	44965	No
76	GOM_NL__2PRFIN20101006_094919_000000432093_00322_44965_5620.N1	06-OCT-2010 09:49:19	Dark	43.000	70	Zet Pup	2.2460	39000.	86	44965	No
77	GOM_NL__2PRFIN20101006_095138_000000582093_00322_44965_5621.N1	06-OCT-2010 09:51:38	Dark	58.000	23	21Eps CMa	1.5020	26000.	116	44965	No
78	GOM_NL__2PRFIN20101006_100812_000000462093_00323_44966_5640.N1	06-OCT-2010 10:08:12	Straylight	46.000	157	The1Eri	2.9060	9300.0	92	44966	No
79	GOM_NL__2PRFIN20101006_101814_000000472093_00323_44966_5641.N1	06-OCT-2010 10:18:14	Straylight	47.000	52	16Bet Cet	2.0370	4500.0	94	44966	No
80	GOM_NL__2PRFIN20101006_102819_000000382093_00323_44966_5642.N1	06-OCT-2010 10:28:19	Bright	38.000	140	88Gam Peg	2.8340	26000.	76	44966	No
81	GOM_NL__2PRFIN20101006_103224_000000402093_00323_44966_5643.N1	06-OCT-2010 10:32:24	Bright	39.500	58	21Alp And	2.0730	11000.	79	44966	No
82	GOM_NL__2PRFIN20101006_103541_000000472093_00323_44966_5644.N1	06-OCT-2010 10:35:41	Bright	47.000	53	43Bet And	2.0480	3300.0	94	44966	No
83	GOM_NL__2PRFIN20101006_104046_000000412093_00323_44966_5645.N1	06-OCT-2010 10:40:46	Bright	40.500	68	18Alp Cas	2.2250	4500.0	81	44966	No
84	GOM_NL__2PRFIN20101006_104212_000000412093_00323_44966_5646.N1	06-OCT-2010 10:42:12	Bright	40.500	76	27Gam Cas	2.3000	30000.	81	44966	No
85	GOM_NL__2PRFIN20101006_110849_000000362093_00323_44966_5647.N1	06-OCT-2010 11:08:49	Bright	36.000	166	17Eps Leo	2.9800	6000.0	72	44966	No
86	GOM_NL__2PRFIN20101006_111840_000000492093_00323_44966_5648.N1	06-OCT-2010 11:18:40	Twilight	49.000	48	30Alp Hya	1.9770	4100.0	98	44966	No
87	GOM_NL__2PRFIN20101006_112619_000000492093_00323_44966_5649.N1	06-OCT-2010 11:26:19	Dark	49.000	132	15Rho Pup	2.8030	6900.0	98	44966	No
88	GOM_NL__2PRFIN20101006_112955_000000462093_00323_44966_5650.N1	06-OCT-2010 11:29:55	Dark	45.500	70	Zet Pup	2.2460	39000.	91	44966	No
89	GOM_NL__2PRFIN20101006_113215_000000602093_00323_44966_5651.N1	06-OCT-2010 11:32:15	Dark	59.500	23	21Eps CMa	1.5020	26000.	119	44966	No
90	GOM_NL__2PRFIN20101006_114849_000000472093_00324_44967_5681.N1	06-OCT-2010 11:48:49	Straylight	46.500	157	The1Eri	2.9060	9300.0	93	44967	No
91	GOM_NL__2PRFIN20101006_115850_000000492093_00324_44967_5682.N1	06-OCT-2010 11:58:50	Straylight	48.500	52	16Bet Cet	2.0370	4500.0	97	44967	No
92	GOM_NL__2PRFIN20101006_120855_000000392093_00324_44967_5683.N1	06-OCT-2010 12:08:55	Bright	39.000	140	88Gam Peg	2.8340	26000.	78	44967	No
93	GOM_NL__2PRFIN20101006_121300_000000392093_00324_44967_5684.N1	06-OCT-2010 12:13:00	Bright	38.500	58	21Alp And	2.0730	11000.	77	44967	No
94	GOM_NL__2PRFIN20101006_121616_000000452093_00324_44967_5685.N1	06-OCT-2010 12:16:16	Bright	45.000	53	43Bet And	2.0480	3300.0	90	44967	No
95	GOM_NL__2PRFIN20101006_122122_000000392093_00324_44967_5686.N1	06-OCT-2010 12:21:22	Bright	38.500	68	18Alp Cas	2.2250	4500.0	77	44967	No
96	GOM_NL__2PRFIN20101006_122247_000000392093_00324_44967_5687.N1	06-OCT-2010 12:22:47	Bright	39.000	76	27Gam Cas	2.3000	30000.	78	44967	No
97	GOM_NL__2PRFIN20101006_122601_000000522093_00324_44967_5688.N1	06-OCT-2010 12:26:01	Bright	51.500	160	23Gam Per	2.9300	4700.0	103	44967	No
98	GOM_NL__2PRFIN20101006_124925_000000382093_00324_44967_5689.N1	06-OCT-2010 12:49:25	Bright	37.500	166	17Eps Leo	2.9800	6000.0	75	44967	No
99	GOM_NL__2PRFIN20101006_125916_000000482093_00324_44967_5690.N1	06-OCT-2010 12:59:16	Twilight	47.500	48	30Alp Hya	1.9770	4100.0	95	44967	No
100	GOM_NL__2PRFIN20101006_130656_000000502093_00324_44967_5691.N1	06-OCT-2010 13:06:56	Dark	50.000	132	15Rho Pup	2.8030	6900.0	100	44967	No
101	GOM_NL__2PRFIN20101006_131032_000000432093_00324_44967_5692.N1	06-OCT-2010 13:10:32	Dark	42.500	70	Zet Pup	2.2460	39000.	85	44967	No

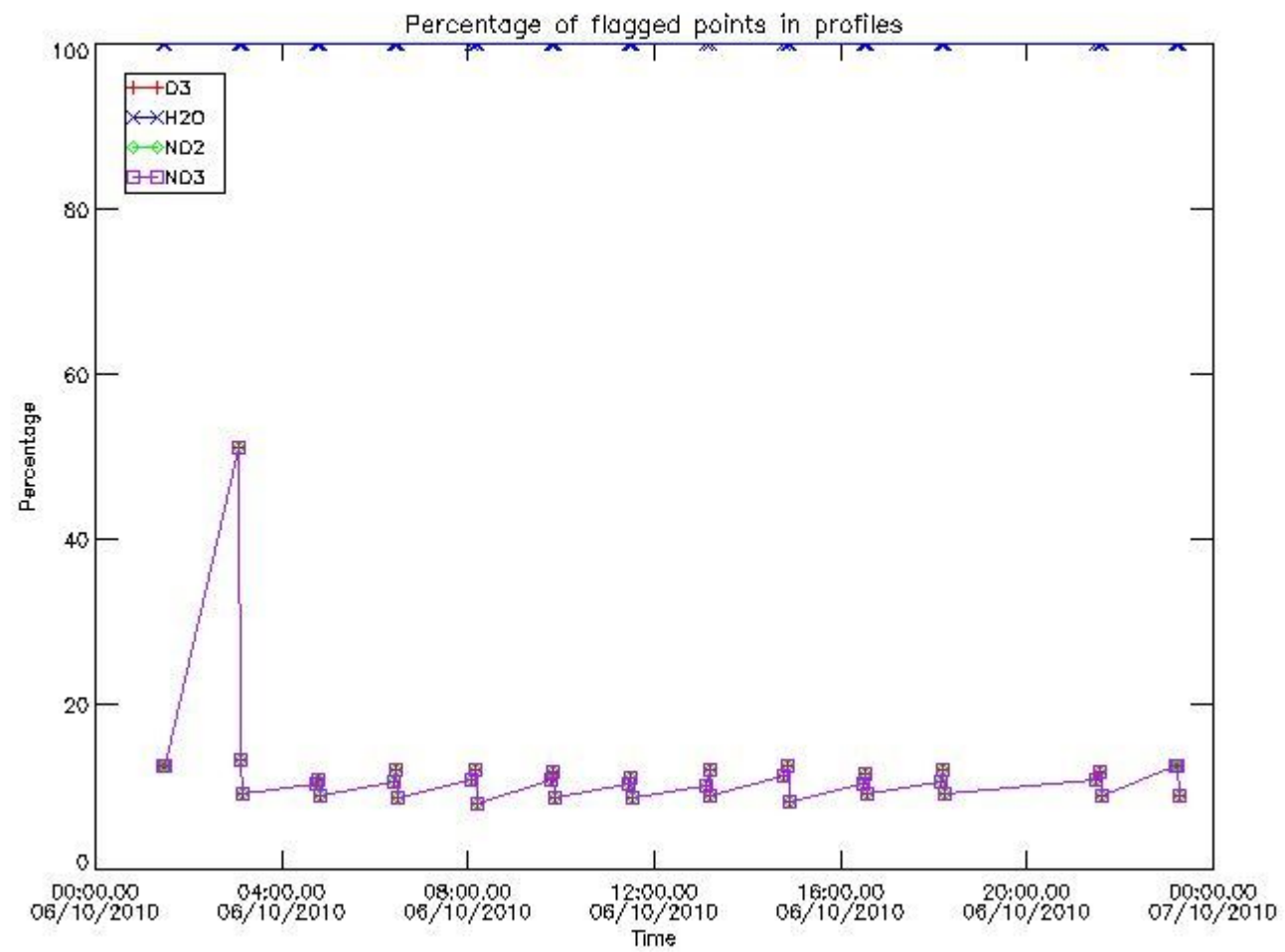
102	GOM_NL__2PRFIN20101006_131252_000000582093_00324_44967_5693.N1	06-OCT-2010 13:12:52	Dark	57.500	23	21Eps CMa	1.5020	26000.	115	44967	No
103	GOM_NL__2PRFIN20101006_132925_000000492093_00325_44968_5711.N1	06-OCT-2010 13:29:25	Straylight	48.500	157	The1Eri	2.9060	9300.0	97	44968	No
104	GOM_NL__2PRFIN20101006_133926_000000492093_00325_44968_5712.N1	06-OCT-2010 13:39:26	Straylight	48.500	52	16Bet Cet	2.0370	4500.0	97	44968	No
105	GOM_NL__2PRFIN20101006_134931_000000392093_00325_44968_5713.N1	06-OCT-2010 13:49:31	Bright	39.000	140	88Gam Peg	2.8340	26000.	78	44968	No
106	GOM_NL__2PRFIN20101006_135335_000000392093_00325_44968_5714.N1	06-OCT-2010 13:53:35	Bright	39.000	58	21Alp And	2.0730	11000.	78	44968	No
107	GOM_NL__2PRFIN20101006_135651_000000422093_00325_44968_5715.N1	06-OCT-2010 13:56:51	Bright	42.000	53	43Bet And	2.0480	3300.0	84	44968	No
108	GOM_NL__2PRFIN20101006_140158_000000382093_00325_44968_5716.N1	06-OCT-2010 14:01:58	Bright	37.500	68	18Alp Cas	2.2250	4500.0	75	44968	No
109	GOM_NL__2PRFIN20101006_140323_000000362093_00325_44968_5717.N1	06-OCT-2010 14:03:23	Bright	36.000	76	27Gam Cas	2.3000	30000.	72	44968	No
110	GOM_NL__2PRFIN20101006_140636_000000482093_00325_44968_5718.N1	06-OCT-2010 14:06:36	Bright	47.500	160	23Gam Per	2.9300	4700.0	95	44968	No
111	GOM_NL__2PRFIN20101006_143001_000000382093_00325_44968_5719.N1	06-OCT-2010 14:30:01	Bright	38.000	166	17Eps Leo	2.9800	6000.0	76	44968	No
112	GOM_NL__2PRFIN20101006_143953_000000492093_00325_44968_5720.N1	06-OCT-2010 14:39:53	Twilight	48.500	48	30Alp Hya	1.9770	4100.0	97	44968	No
113	GOM_NL__2PRFIN20101006_144733_000000502093_00325_44968_5721.N1	06-OCT-2010 14:47:33	Dark	49.500	132	15Rho Pup	2.8030	6900.0	99	44968	No
114	GOM_NL__2PRFIN20101006_145109_000000412093_00325_44968_5722.N1	06-OCT-2010 14:51:09	Dark	41.000	70	Zet Pup	2.2460	39000.	82	44968	No
115	GOM_NL__2PRFIN20101006_145330_000000622093_00325_44968_5723.N1	06-OCT-2010 14:53:30	Dark	61.500	23	21Eps CMa	1.5020	26000.	123	44968	No
116	GOM_NL__2PRFIN20101006_151002_000000482093_00326_44969_5756.N1	06-OCT-2010 15:10:02	Straylight	48.000	157	The1Eri	2.9060	9300.0	96	44969	No
117	GOM_NL__2PRFIN20101006_152002_000000472093_00326_44969_5757.N1	06-OCT-2010 15:20:02	Straylight	46.500	52	16Bet Cet	2.0370	4500.0	93	44969	No
118	GOM_NL__2PRFIN20101006_153007_000000392093_00326_44969_5758.N1	06-OCT-2010 15:30:07	Bright	38.500	140	88Gam Peg	2.8340	26000.	77	44969	No
119	GOM_NL__2PRFIN20101006_153411_000000392093_00326_44969_5759.N1	06-OCT-2010 15:34:11	Bright	39.000	58	21Alp And	2.0730	11000.	78	44969	No
120	GOM_NL__2PRFIN20101006_153727_000000472093_00326_44969_5760.N1	06-OCT-2010 15:37:27	Bright	47.000	53	43Bet And	2.0480	3300.0	94	44969	No
121	GOM_NL__2PRFIN20101006_154233_000000402093_00326_44969_5761.N1	06-OCT-2010 15:42:33	Bright	39.500	68	18Alp Cas	2.2250	4500.0	79	44969	No
122	GOM_NL__2PRFIN20101006_154358_000000392093_00326_44969_5762.N1	06-OCT-2010 15:43:58	Bright	38.500	76	27Gam Cas	2.3000	30000.	77	44969	No
123	GOM_NL__2PRFIN20101006_154711_000000512093_00326_44969_5763.N1	06-OCT-2010 15:47:11	Bright	51.000	160	23Gam Per	2.9300	4700.0	102	44969	No
124	GOM_NL__2PRFIN20101006_161037_000000372093_00326_44969_5764.N1	06-OCT-2010 16:10:37	Bright	36.500	166	17Eps Leo	2.9800	6000.0	73	44969	No
125	GOM_NL__2PRFIN20101006_162029_000000482093_00326_44969_5765.N1	06-OCT-2010 16:20:29	Twilight	48.000	48	30Alp Hya	1.9770	4100.0	96	44969	No
126	GOM_NL__2PRFIN20101006_162810_000000492093_00326_44969_5766.N1	06-OCT-2010 16:28:10	Dark	49.000	132	15Rho Pup	2.8030	6900.0	98	44969	No
127	GOM_NL__2PRFIN20101006_163145_000000452093_00326_44969_5767.N1	06-OCT-2010 16:31:45	Dark	44.500	70	Zet Pup	2.2460	39000.	89	44969	No
128	GOM_NL__2PRFIN20101006_163407_000000562093_00326_44969_5768.N1	06-OCT-2010 16:34:07	Dark	56.000	23	21Eps CMa	1.5020	26000.	112	44969	No
129	GOM_NL__2PRFIN20101006_165039_000000482093_00327_44970_5815.N1	06-OCT-2010 16:50:39	Straylight	48.000	157	The1Eri	2.9060	9300.0	96	44970	No
130	GOM_NL__2PRFIN20101006_170038_000000482093_00327_44970_5816.N1	06-OCT-2010 17:00:38	Straylight	48.000	52	16Bet Cet	2.0370	4500.0	96	44970	No
131	GOM_NL__2PRFIN20101006_171042_000000402093_00327_44970_5817.N1	06-OCT-2010 17:10:42	Bright	39.500	140	88Gam Peg	2.8340	26000.	79	44970	No
132	GOM_NL__2PRFIN20101006_171447_000000402093_00327_44970_5818.N1	06-OCT-2010 17:14:47	Bright	40.000	58	21Alp And	2.0730	11000.	80	44970	No
133	GOM_NL__2PRFIN20101006_171802_000000452093_00327_44970_5819.N1	06-OCT-2010 17:18:02	Bright	44.500	53	43Bet And	2.0480	3300.0	89	44970	No
134	GOM_NL__2PRFIN20101006_172309_000000412093_00327_44970_5820.N1	06-OCT-2010 17:23:09	Bright	40.500	68	18Alp Cas	2.2250	4500.0	81	44970	No
135	GOM_NL__2PRFIN20101006_172434_000000392093_00327_44970_5821.N1	06-OCT-2010 17:24:34	Bright	39.000	76	27Gam Cas	2.3000	30000.	78	44970	No
136	GOM_NL__2PRFIN20101006_172746_000000512093_00327_44970_5822.N1	06-OCT-2010 17:27:46	Bright	50.500	160	23Gam Per	2.9300	4700.0	101	44970	No
137	GOM_NL__2PRFIN20101006_175113_000000562093_00327_44970_5823.N1	06-OCT-2010 17:51:13	Bright	56.000	166	17Eps Leo	2.9800	6000.0	112	44970	No
138	GOM_NL__2PRFIN20101006_180106_000000512093_00327_44970_5824.N1	06-OCT-2010 18:01:06	Twilight	51.000	48	30Alp Hya	1.9770	4100.0	102	44970	No
139	GOM_NL__2PRFIN20101006_180847_000000492093_00327_44970_5825.N1	06-OCT-2010 18:08:47	Dark	48.500	132	15Rho Pup	2.8030	6900.0	97	44970	No
140	GOM_NL__2PRFIN20101006_181222_000000422093_00327_44970_5826.N1	06-OCT-2010 18:12:22	Dark	42.000	70	Zet Pup	2.2460	39000.	84	44970	No
141	GOM_NL__2PRFIN20101006_181445_000000562093_00327_44970_5827.N1	06-OCT-2010 18:14:45	Dark	55.500	23	21Eps CMa	1.5020	26000.	111	44970	No
142	GOM_NL__2PRFIN20101006_201152_000000482093_00329_44972_5901.N1	06-OCT-2010 20:11:52	Straylight	47.500	157	The1Eri	2.9060	9300.0	95	44972	No
143	GOM_NL__2PRFIN20101006_202150_000000462093_00329_44972_5902.N1	06-OCT-2010 20:21:50	Straylight	46.000	52	16Bet Cet	2.0370	4500.0	92	44972	No
144	GOM_NL__2PRFIN20101006_203155_000000382093_00329_44972_5903.N1	06-OCT-2010 20:31:55	Bright	37.500	140	88Gam Peg	2.8340	26000.	75	44972	No
145	GOM_NL__2PRFIN20101006_203559_000000392093_00329_44972_5904.N1	06-OCT-2010 20:35:59	Bright	39.000	58	21Alp And	2.0730	11000.	78	44972	No
146	GOM_NL__2PRFIN20101006_203913_000000432093_00329_44972_5905.N1	06-OCT-2010 20:39:13	Bright	42.500	53	43Bet And	2.0480	3300.0	85	44972	No
147	GOM_NL__2PRFIN20101006_204420_000000412093_00329_44972_5906.N1	06-OCT-2010 20:44:20	Bright	40.500	68	18Alp Cas	2.2250	4500.0	81	44972	No
148	GOM_NL__2PRFIN20101006_204545_000000412093_00329_44972_5907.N1	06-OCT-2010 20:45:45	Bright	40.500	76	27Gam Cas	2.3000	30000.	81	44972	No
149	GOM_NL__2PRFIN20101006_204856_000000512093_00329_44972_5908.N1	06-OCT-2010 20:48:56	Bright	50.500	160	23Gam Per	2.9300	4700.0	101	44972	No
150	GOM_NL__2PRFIN20101006_211226_000000562093_00329_44972_5909.N1	06-OCT-2010 21:12:26	Bright	56.000	166	17Eps Leo	2.9800	6000.0	112	44972	No
151	GOM_NL__2PRFIN20101006_212219_000000562093_00329_44972_5910.N1	06-OCT-2010 21:22:19	Twilight	56.000	48	30Alp Hya	1.9770	4100.0	112	44972	No
152	GOM_NL__2PRFIN20101006_213001_000000472093_00329_44972_5911.N1	06-OCT-2010 21:30:01	Dark	46.500	132	15Rho Pup	2.8030	6900.0	93	44972	No
153	GOM_NL__2PRFIN20101006_213336_000000442093_00329_44972_5912.N1	06-OCT-2010 21:33:36	Dark	43.500	70	Zet Pup	2.2460	39000.	87	44972	No
154	GOM_NL__2PRFIN20101006_213600_000000572093_00329_44972_5913.N1	06-OCT-2010 21:36:00	Dark	56.500	23	21Eps CMa	1.5020	26000.	113	44972	No
155	GOM_NL__2PRFIN20101006_215228_000000472093_00330_44973_5922.N1	06-OCT-2010 21:52:28	Straylight	47.000	157	The1Eri	2.9060	9300.0	94	44973	No
156	GOM_NL__2PRFIN20101006_220226_000000472093_00330_44973_5923.N1	06-OCT-2010 22:02:26	Straylight	47.000	52	16Bet Cet	2.0370	4500.0	94	44973	No
157	GOM_NL__2PRFIN20101006_221230_000000392093_00330_44973_5924.N1	06-OCT-2010 22:12:30	Bright	39.000	140	88Gam Peg	2.8340	26000.	78	44973	No
158	GOM_NL__2PRFIN20101006_221634_000000392093_00330_44973_5925.N1	06-OCT-2010 22:16:34	Bright	38.500	58	21Alp And	2.0730	11000.	77	44973	No
159	GOM_NL__2PRFIN20101006_221948_000000432093_00330_44973_5926.N1	06-OCT-2010 22:19:48	Bright	43.000	53	43Bet And	2.0480	3300.0	86	44973	No
160	GOM_NL__2PRFIN20101006_222456_000000422093_00330_44973_5927.N1	06-OCT-2010 22:24:56	Bright	41.500	68	18Alp Cas	2.2250	4500.0	83	44973	No

161	GOM_NL__2PRFIN20101006_222621_000000402093_00330_44973_5928.N1	06-OCT-2010 22:26:21	Bright	40.000	76	27Gam Cas	2.3000	30000.	80	44973	No
162	GOM_NL__2PRFIN20101006_222931_000000472093_00330_44973_5929.N1	06-OCT-2010 22:29:31	Bright	46.500	160	23Gam Per	2.9300	4700.0	93	44973	No
163	GOM_NL__2PRFIN20101006_225302_000000422093_00330_44973_5930.N1	06-OCT-2010 22:53:02	Bright	41.500	166	17Eps Leo	2.9800	6000.0	83	44973	No
164	GOM_NL__2PRFIN20101006_230255_000000472093_00330_44973_5931.N1	06-OCT-2010 23:02:55	Twilight	46.500	48	30Alp Hya	1.9770	4100.0	93	44973	No
165	GOM_NL__2PRFIN20101006_231037_000000492093_00330_44973_5932.N1	06-OCT-2010 23:10:37	Dark	49.000	132	15Rho Pup	2.8030	6900.0	98	44973	No
166	GOM_NL__2PRFIN20101006_231412_000000412093_00330_44973_5933.N1	06-OCT-2010 23:14:12	Dark	41.000	70	Zet Pup	2.2460	39000.	82	44973	No
167	GOM_NL__2PRFIN20101006_231637_000000572093_00330_44973_5934.N1	06-OCT-2010 23:16:37	Dark	56.500	23	21Eps CMa	1.5020	26000.	113	44973	No

3. Quality information per product

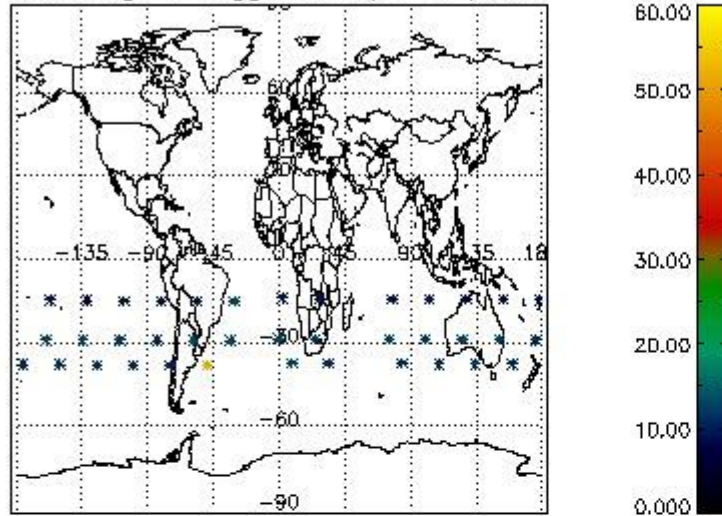
In this section it is plotted some information contained in the Quality Summary data set of the level 2 products. Only products in dark limb conditions and without errors (error flag in the MPH set to "0") are used.

3.1 Plot quality information per product (time dependant)

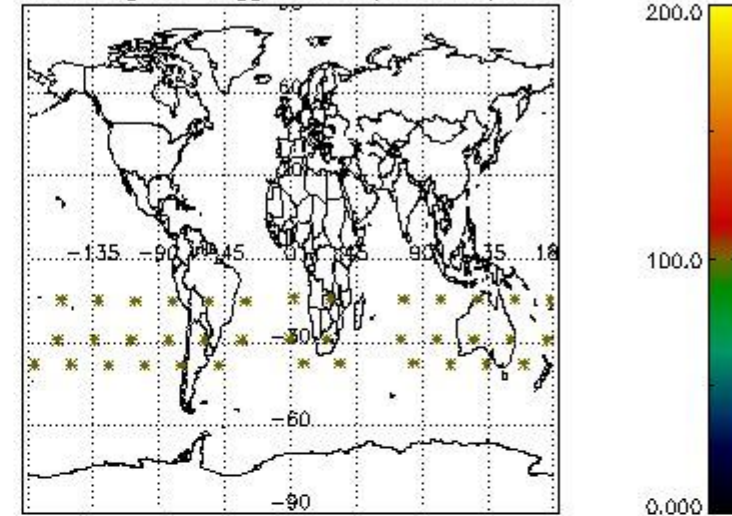


3.2 Plot quality information per product (world map)

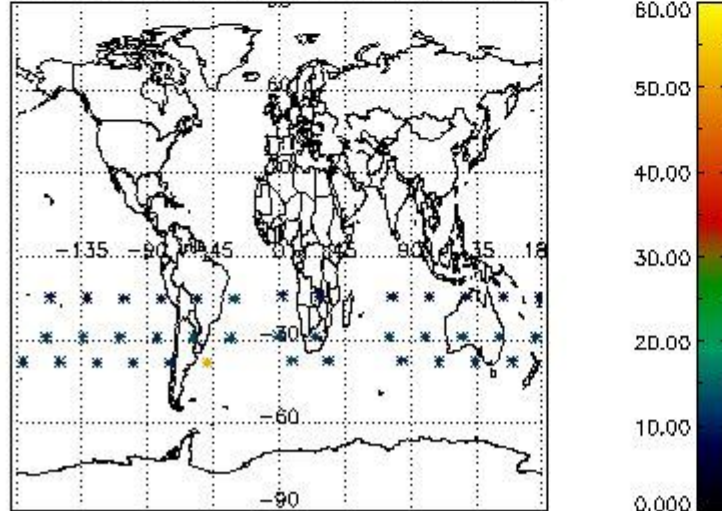
Percentage of flagged data per O3 profile



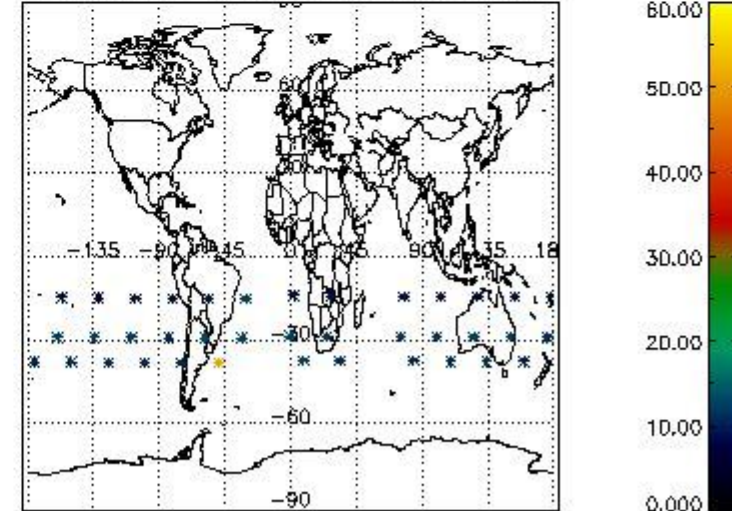
Percentage of flagged data per H2O profile



Percentage of flagged data per NO2 profile



Percentage of flagged data per NO3 profile

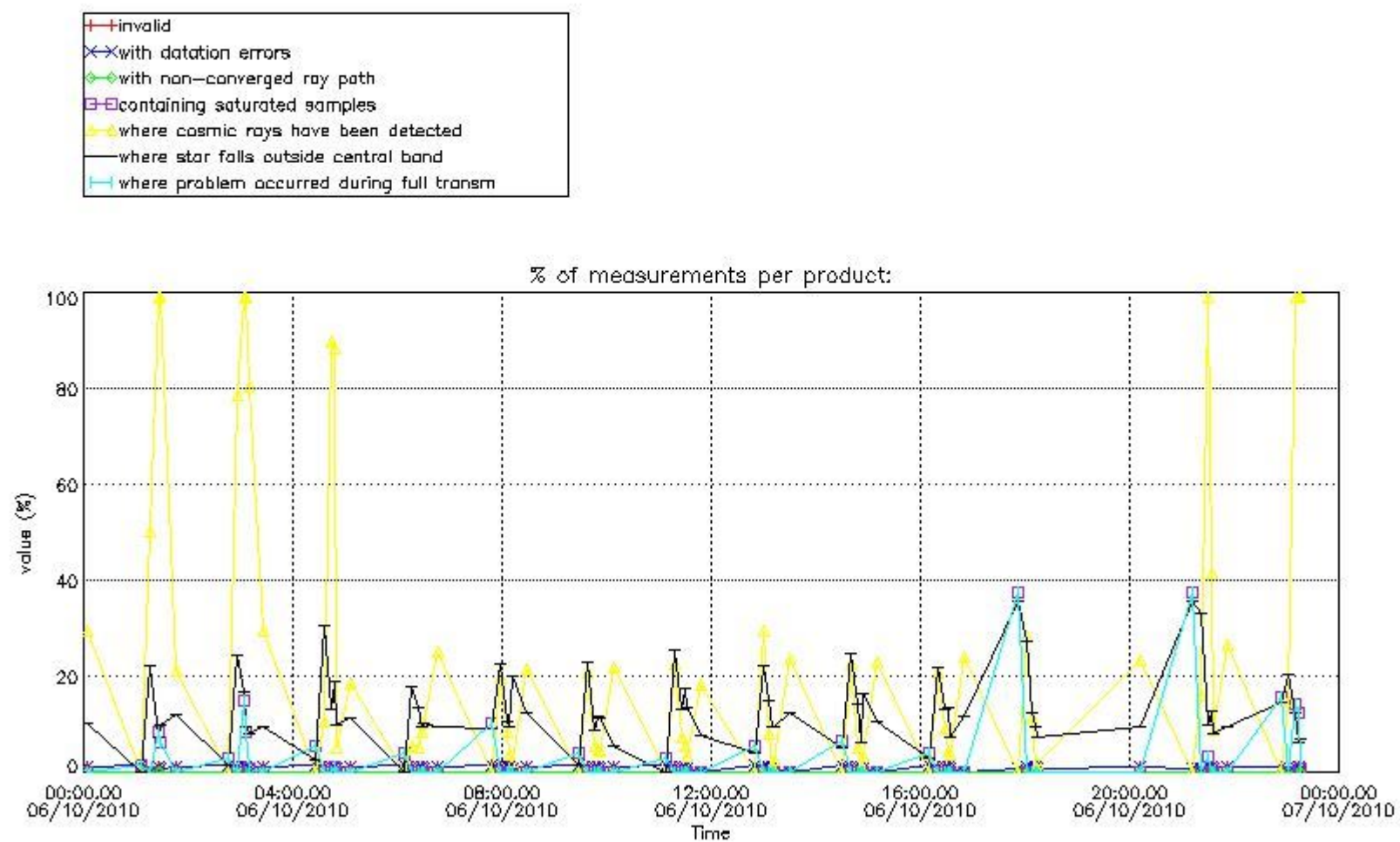


4. Level 1 quality information per product

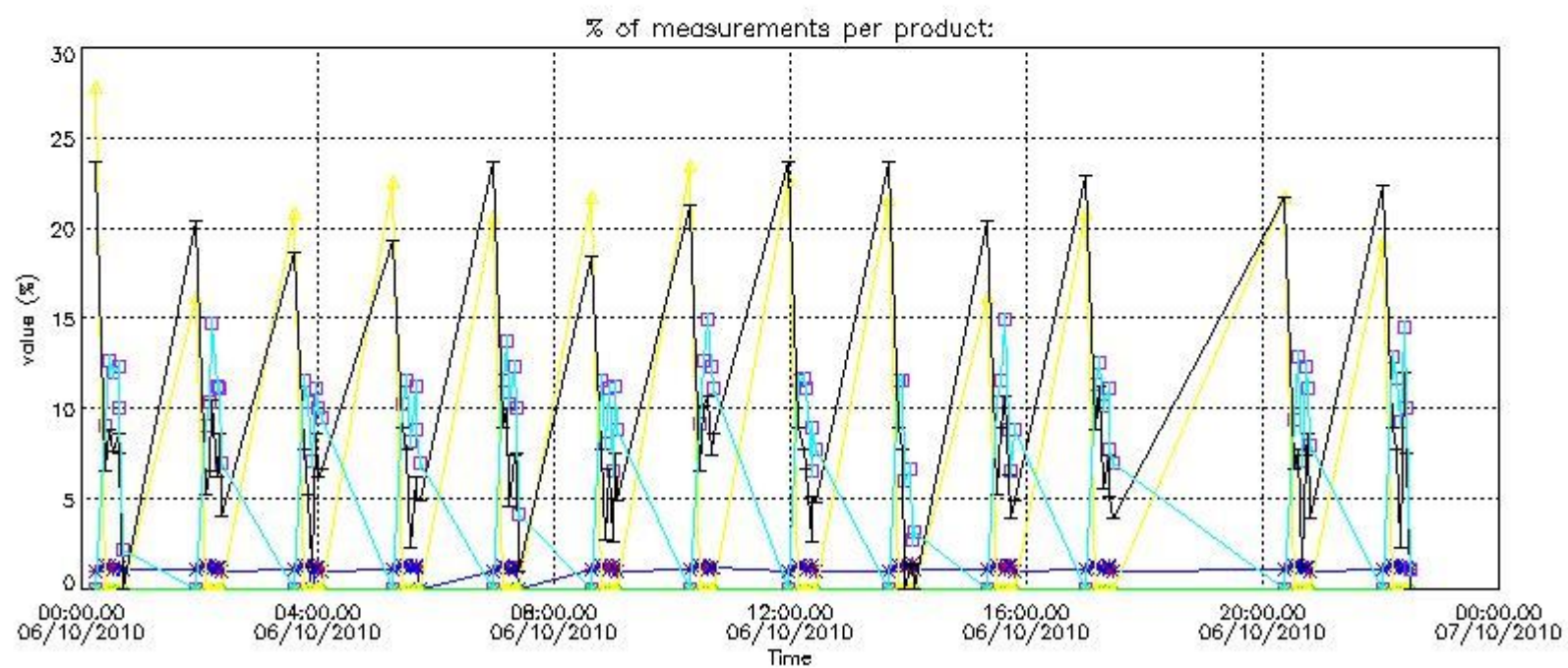
In this section it is plotted some information contained in the Quality Summary data set of the level 2 products that comes from the level 1b processing. Products without errors (error flag in the MPH set to "0") are used.

4.1 Plot quality information per product (time dependant) coming from level 1b processing

4.1.1 Plot level 1 quality information per product (time dependant): ENVISAT ASCENDING passes



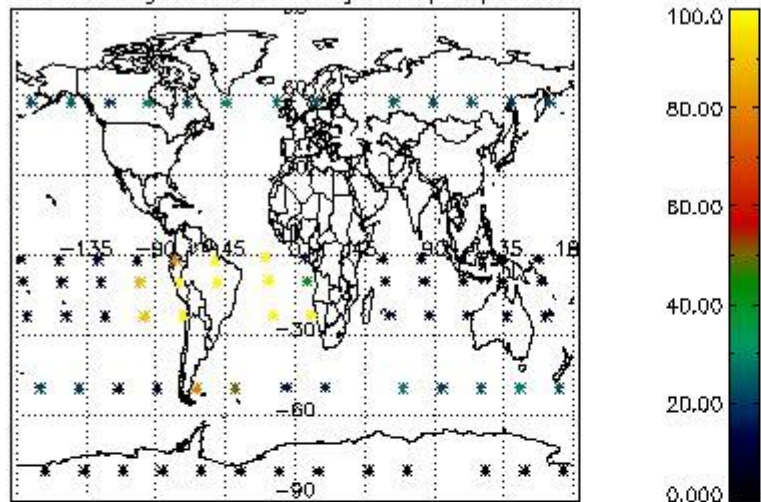
4.1.2 Plot level 1 quality information per product (time dependant): ENVI SAT DESCENDING passes



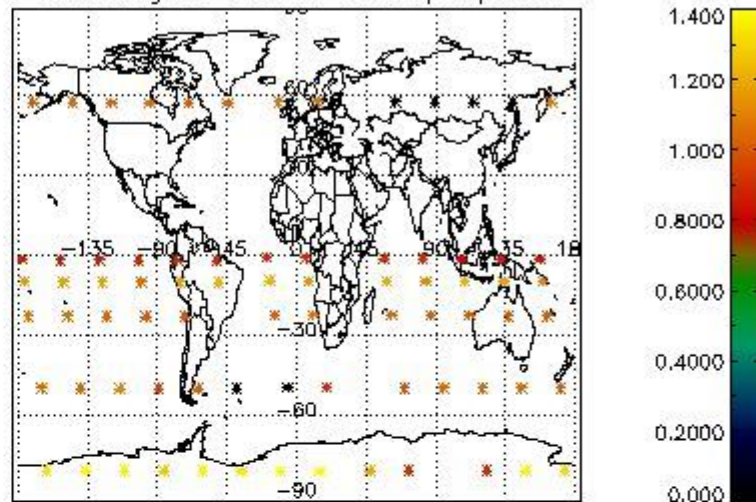
4.2 Plot quality information per product coming from level 1b processing (world map)

4.2.1 Plot level 1 quality information per product (world map): ENVISAT ASCENDING passes

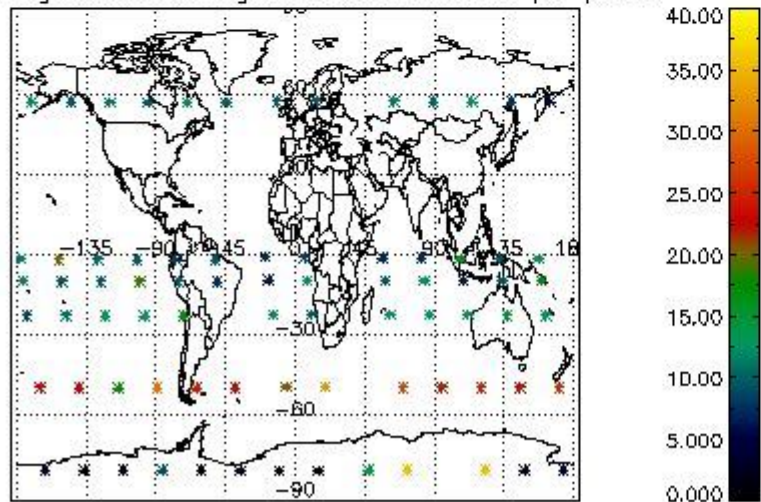
Percentage of cosmic ray hits per profile



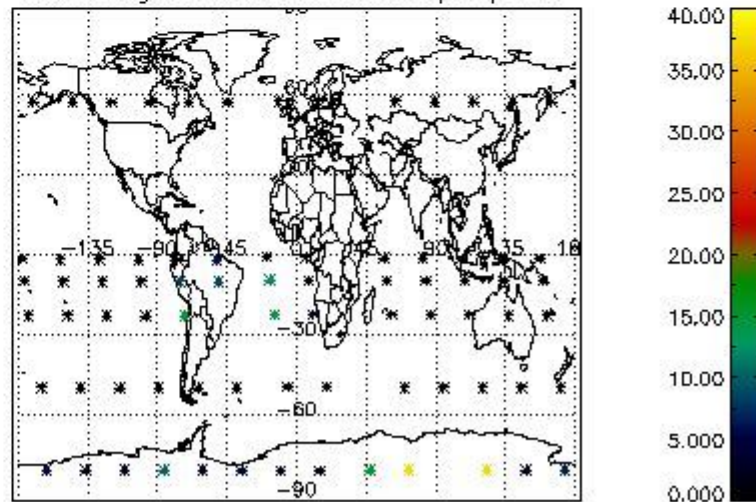
Percentage of datation errors per profile



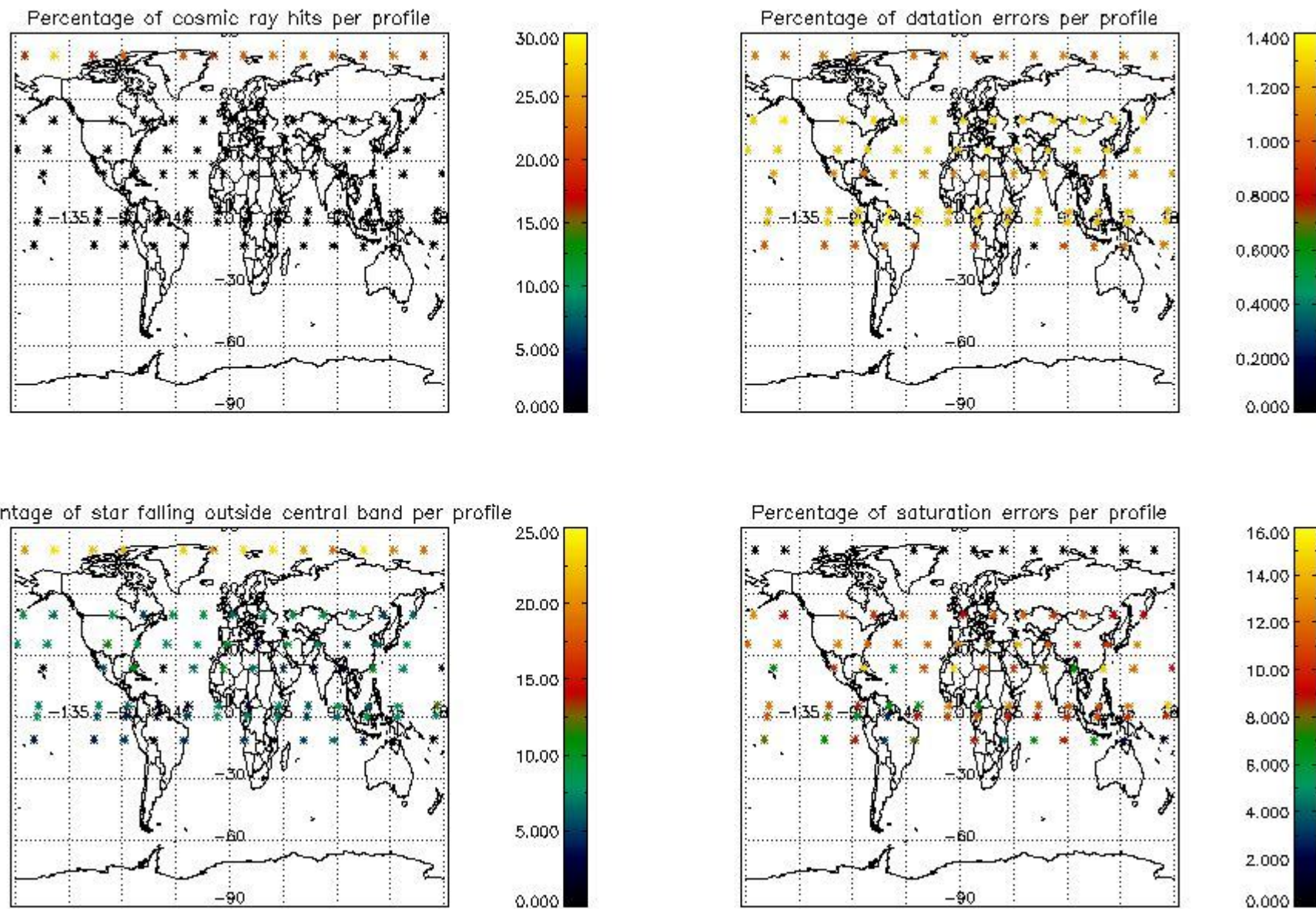
Percentage of star falling outside central band per profile



Percentage of saturation errors per profile



4.2.2 Plot level 1 quality information per product (world map): ENVISAT DESCENDING passes



5. Trace gas profiles

5.1 Ozone statistics based on quality of products

The final quality of the products can be "measured" using the STD (Standard Deviation) attached to every point profile. This information is written to the parameter GOM_NL__2P/NL_LOCAL_SPECIES_DENSITY/o3_std of the level 2 products. The table below shows the statistics for given STD ranges.

The statistics are given with respect to the overall valid production:

- Products without fatal errors: GOM_NL__2P/MPH/PRODUCT_ERR=0
- Valid point profile: GOM_NL__2P/NL_LOCAL_SPECIES_DENSITY/pcd(0)=0

The 'Criteria' is applied to valid points of dark limb products:

- Products in dark limb illumination condition: GOM_NL__2P/NL_SUMMARY_QUALITY/obs_ill_cond=0
- Products without fatal errors: GOM_NL__2P/MPH/PRODUCT_ERR=0
- Valid point profile: GOM_NL__2P/NL_LOCAL_SPECIES_DENSITY/pcd(0)=0

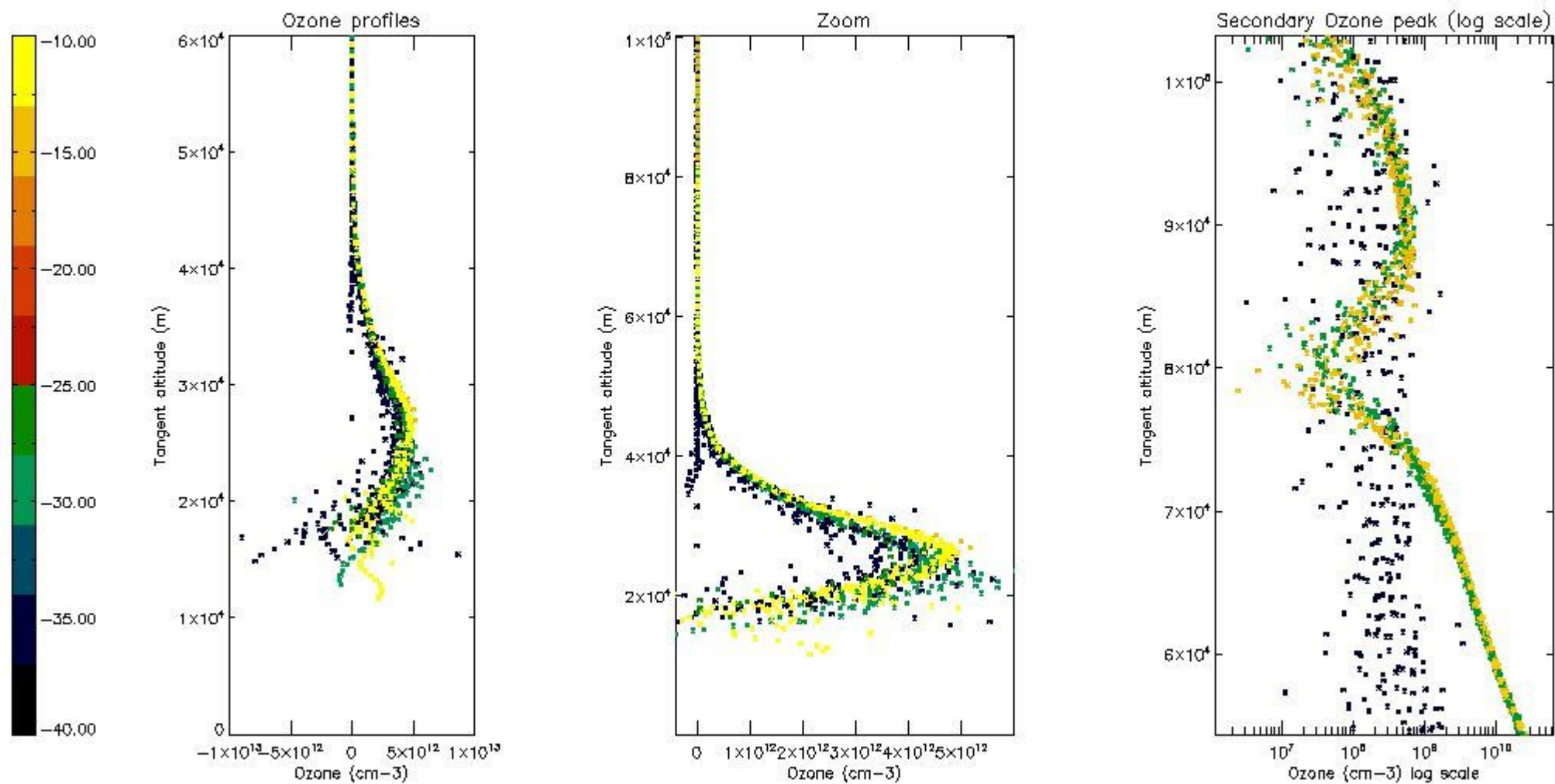
So, the table below shows the percentage of dark limb and valid observations for each criteria with respect to the overall valid daily observations.

Criteria	% of total production
All STD	26
STD < 20	15

STD < 10	13
STD < 5	10

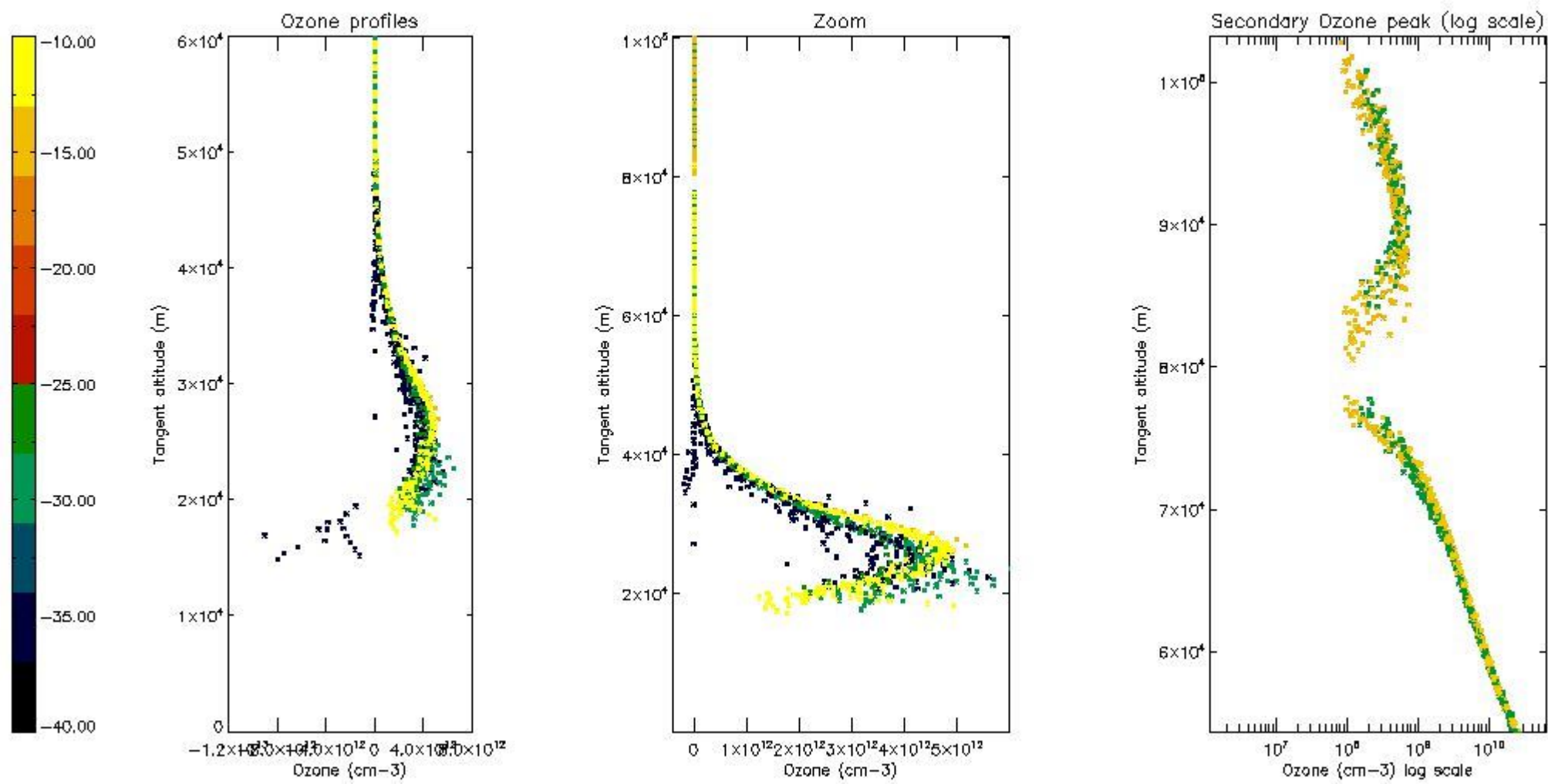
5.2 Plot ozone profiles for all STD (dark without errors)

The colorbar represents the latitude.



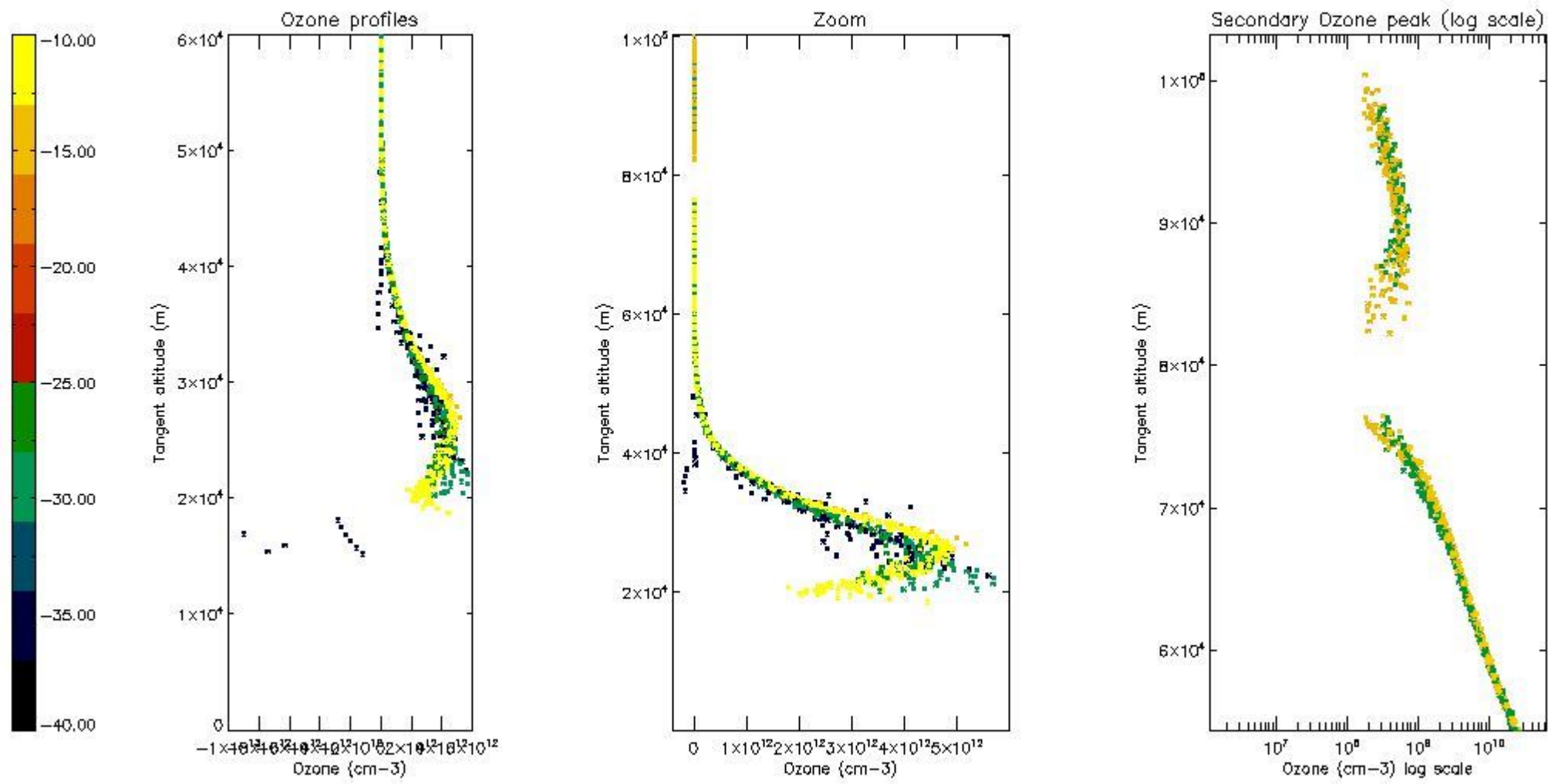
5.3 Plot ozone profiles where STD < 20% (dark without errors)

The colorbar represents the latitude.



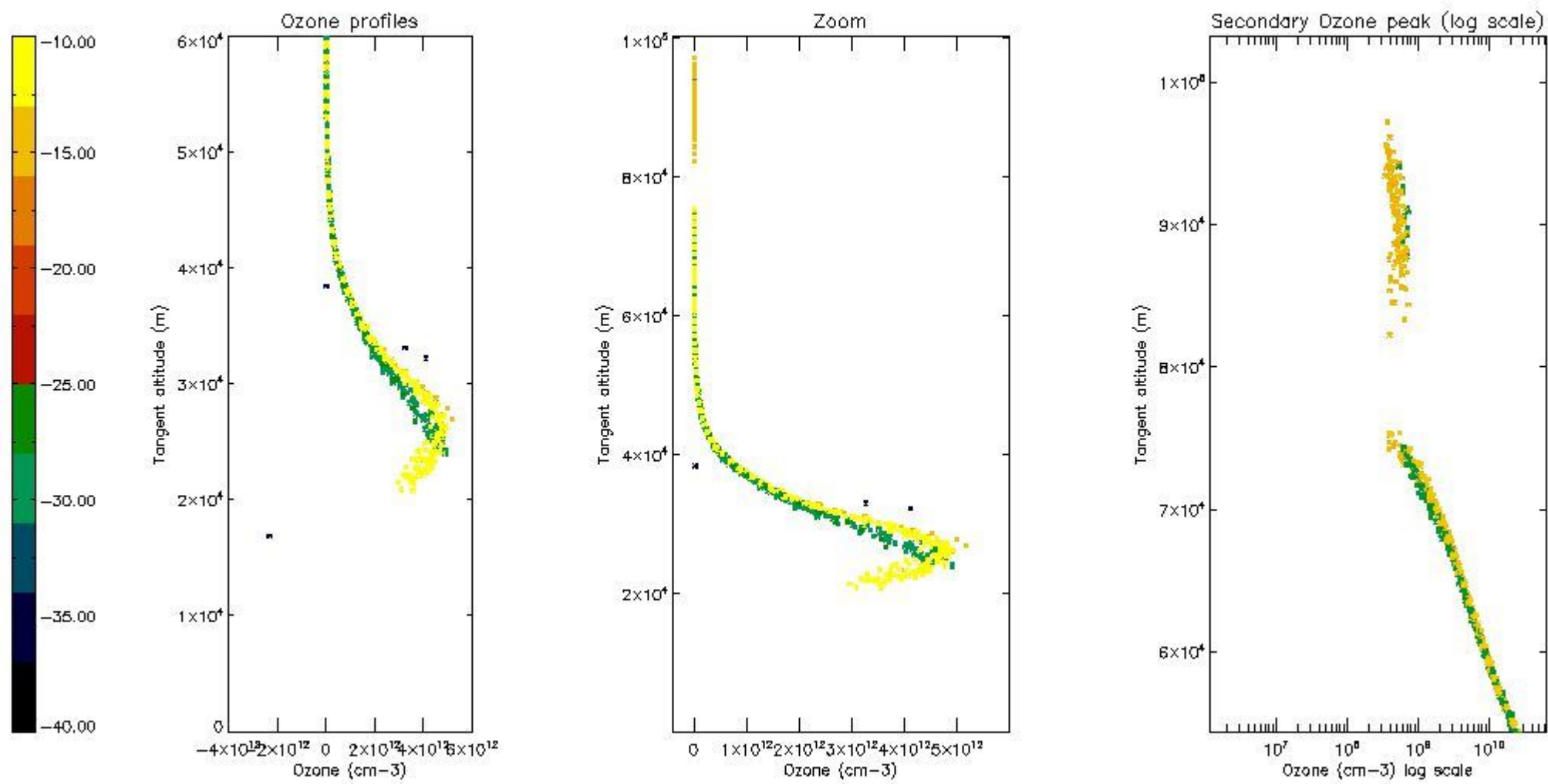
5.4 Plot ozone profiles where STD < 10% (dark without errors)

The colorbar represents the latitude.



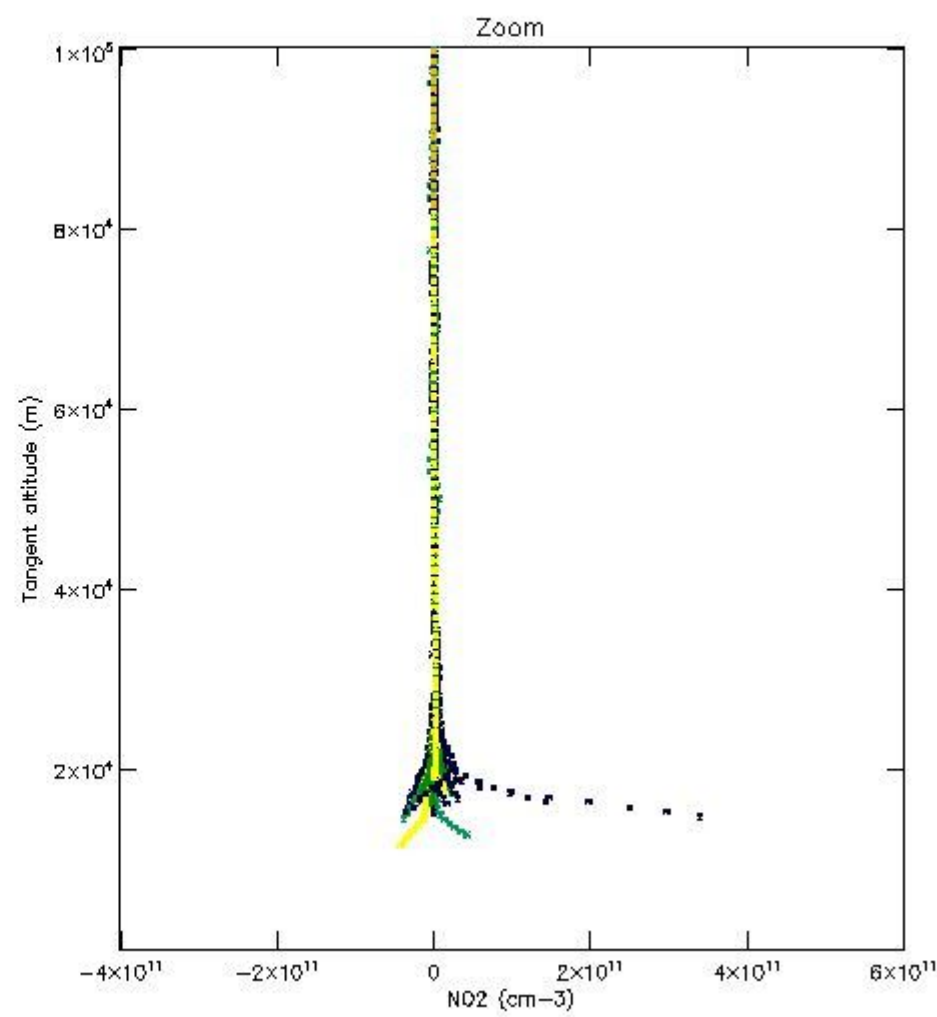
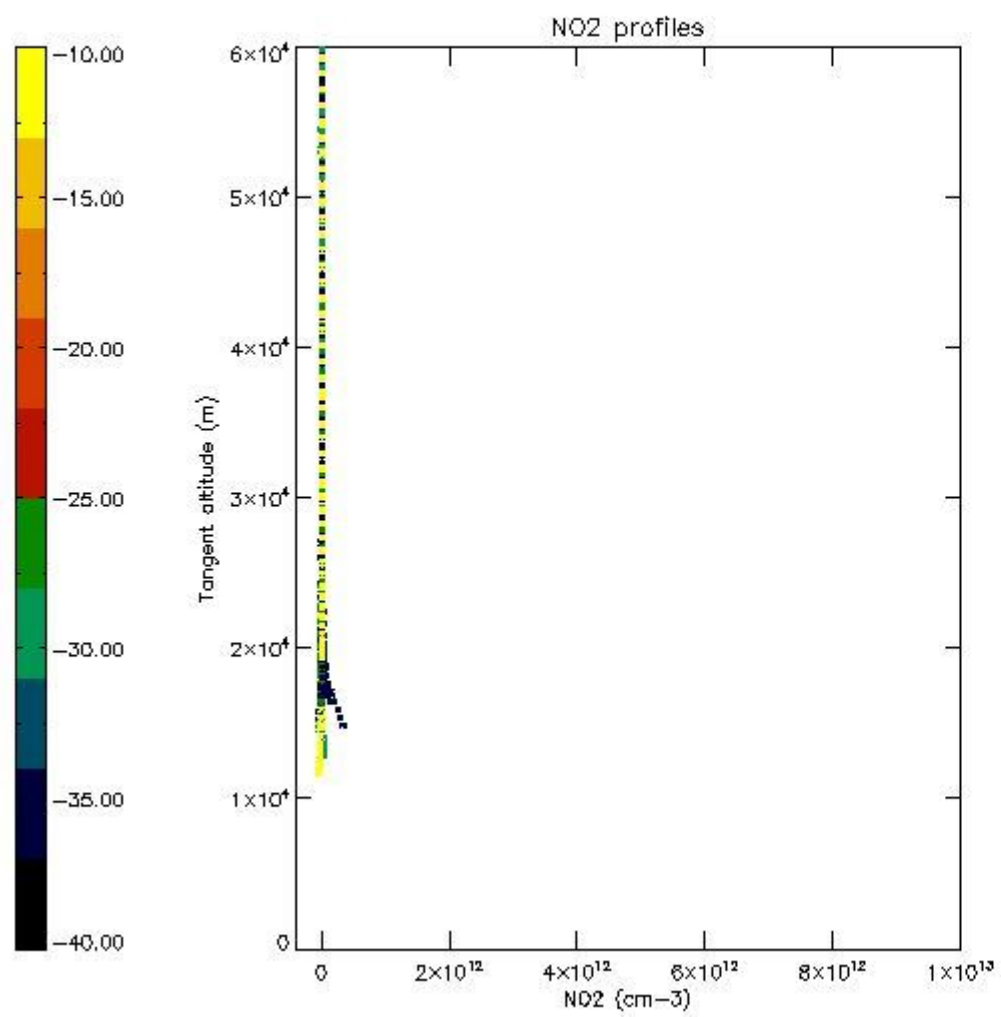
5.5 Plot ozone profiles where STD < 5% (dark without errors)

The colorbar represents the latitude.



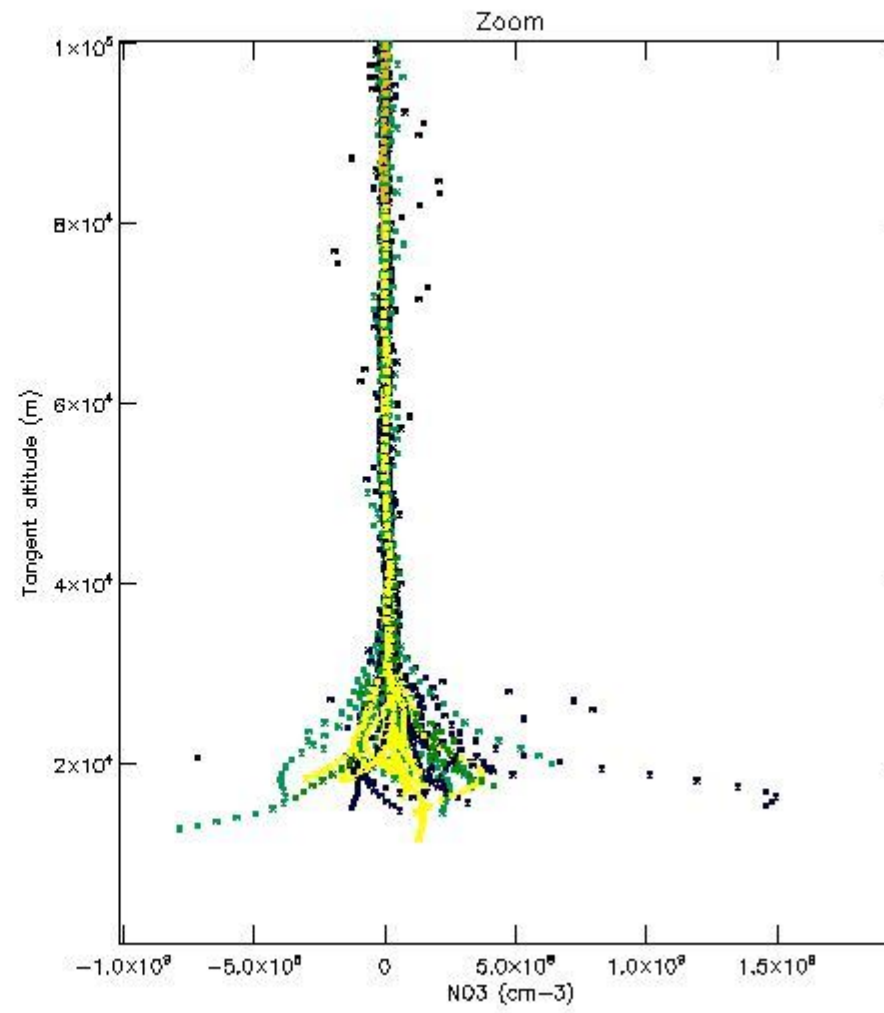
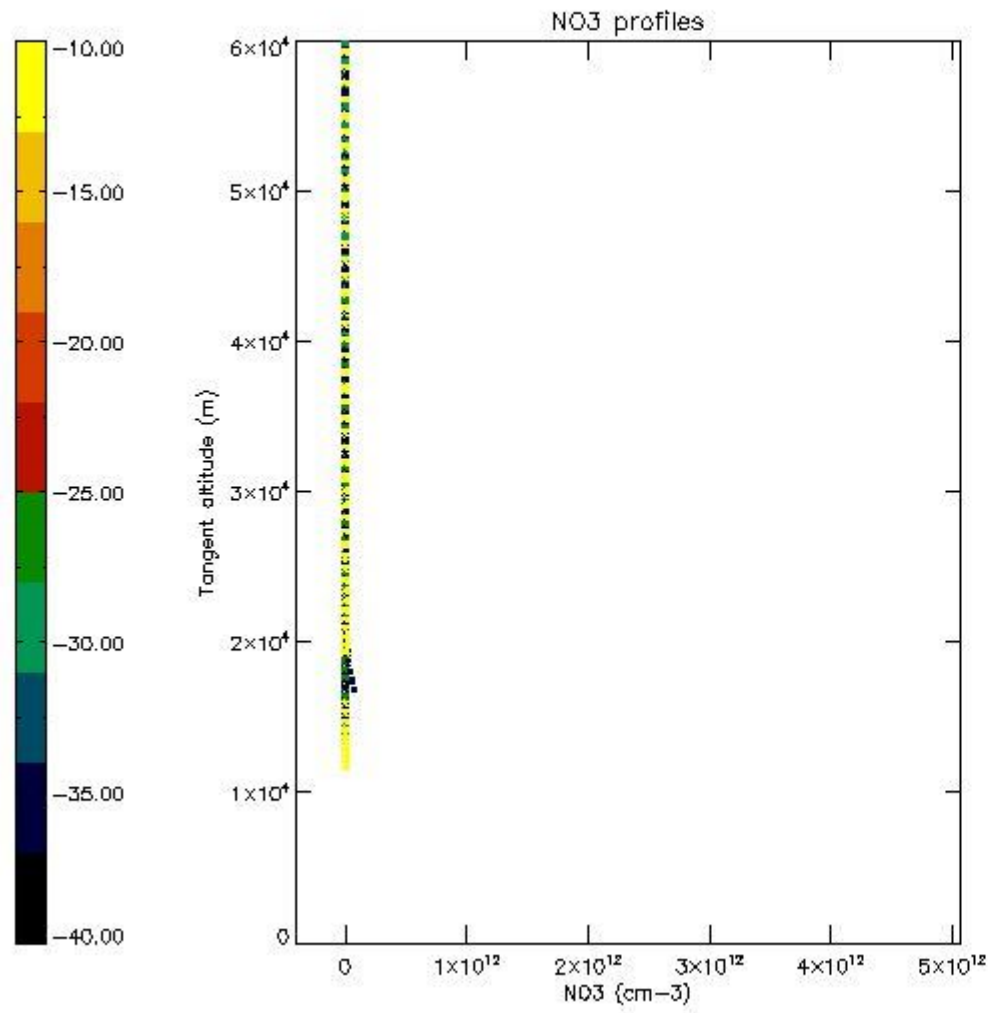
5.6 Plot NO₂ profiles for all STD (dark without errors)

The colorbar represents the latitude.



5.7 Plot NO3 profiles for all STD (dark without errors)

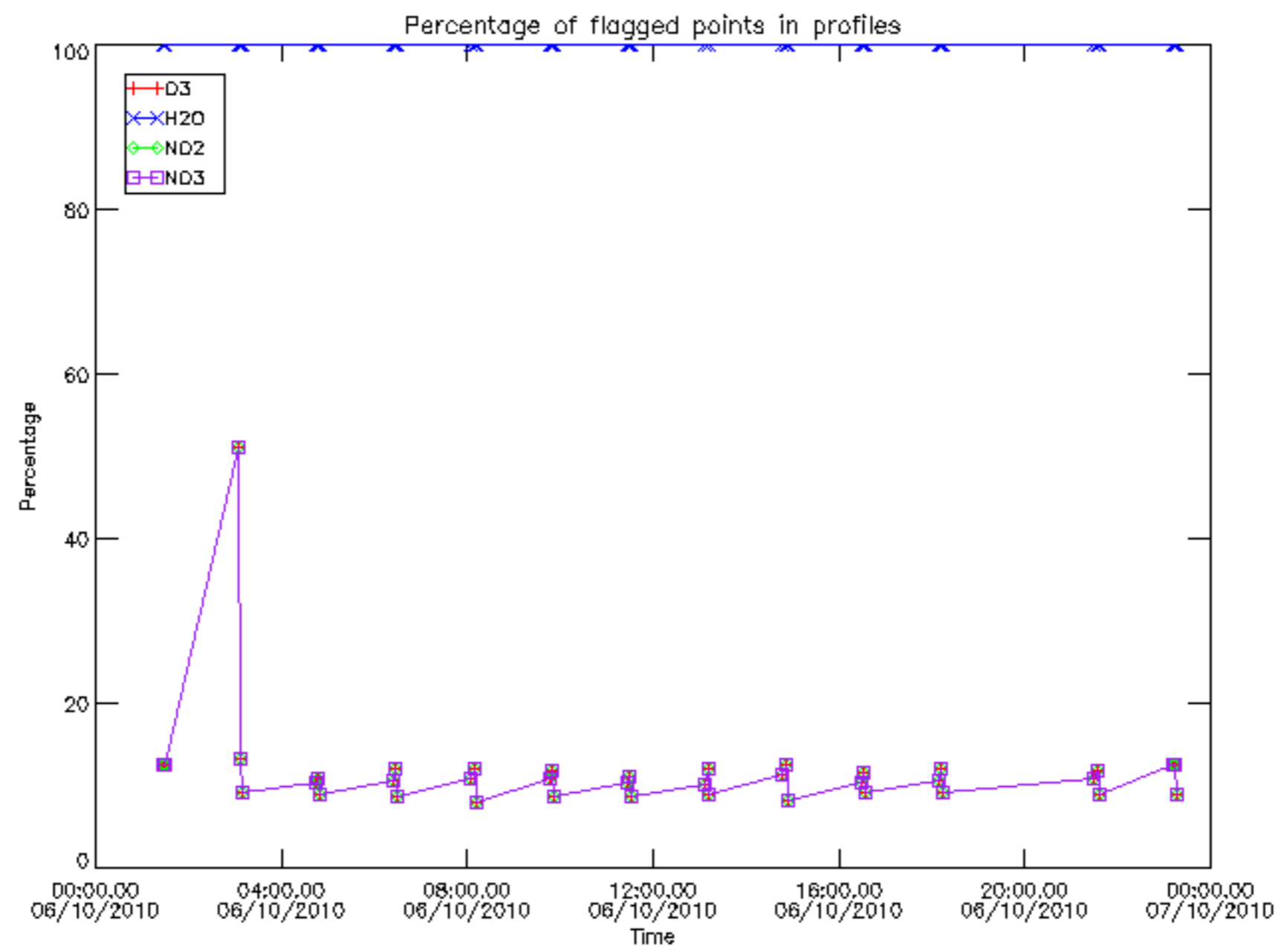
The colorbar represents the latitude.



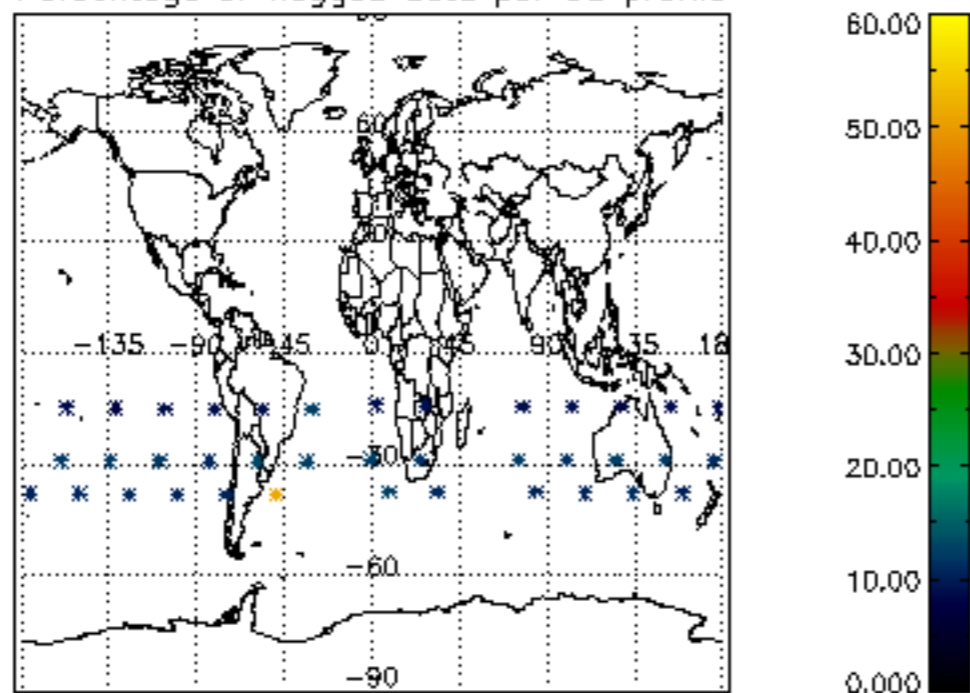
6. Auxiliary Data Files used for the production reported in section 2

The number reported in the third column indicates since which file (see list in section 2) the corresponding auxiliary file has been used. The fourth column is the date of those product files.

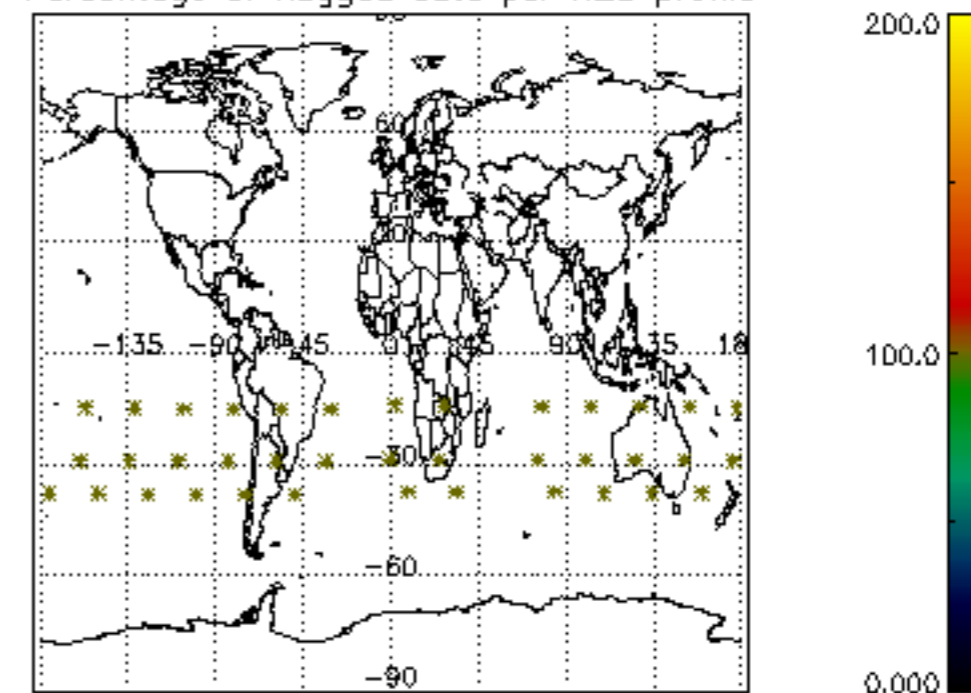
Type	Auxiliary Filename	Used since product	Used since product date
INST_PHYS_CHARACTERISTICS	GOM_INS_AXVIEC20091111_143220_20030716_120000_20500101_000000	1	06-OCT-2010 00:04:33
LEVEL-2_PROC_CONFIG	GOM_PR2_AXVIEC20091111_152718_20020301_000000_20500101_000000	1	06-OCT-2010 00:04:33
CROSS_SECTIONS_FILE	GOM_CRS_AXVIEC20091111_154832_20020301_000000_20500101_000000	1	06-OCT-2010 00:04:33



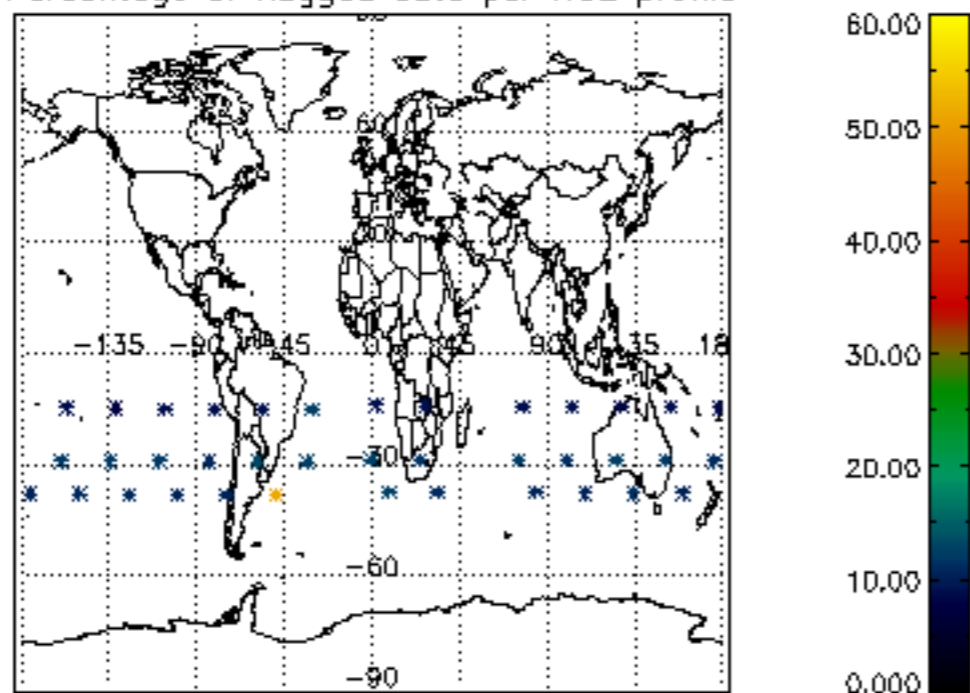
Percentage of flagged data per D3 profile



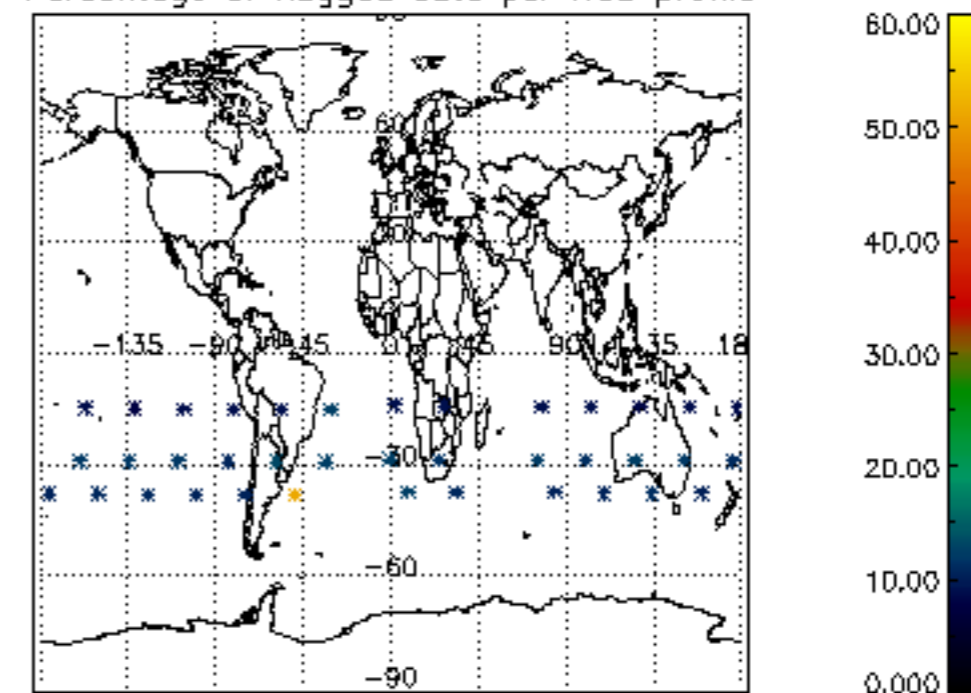
Percentage of flagged data per H2O profile

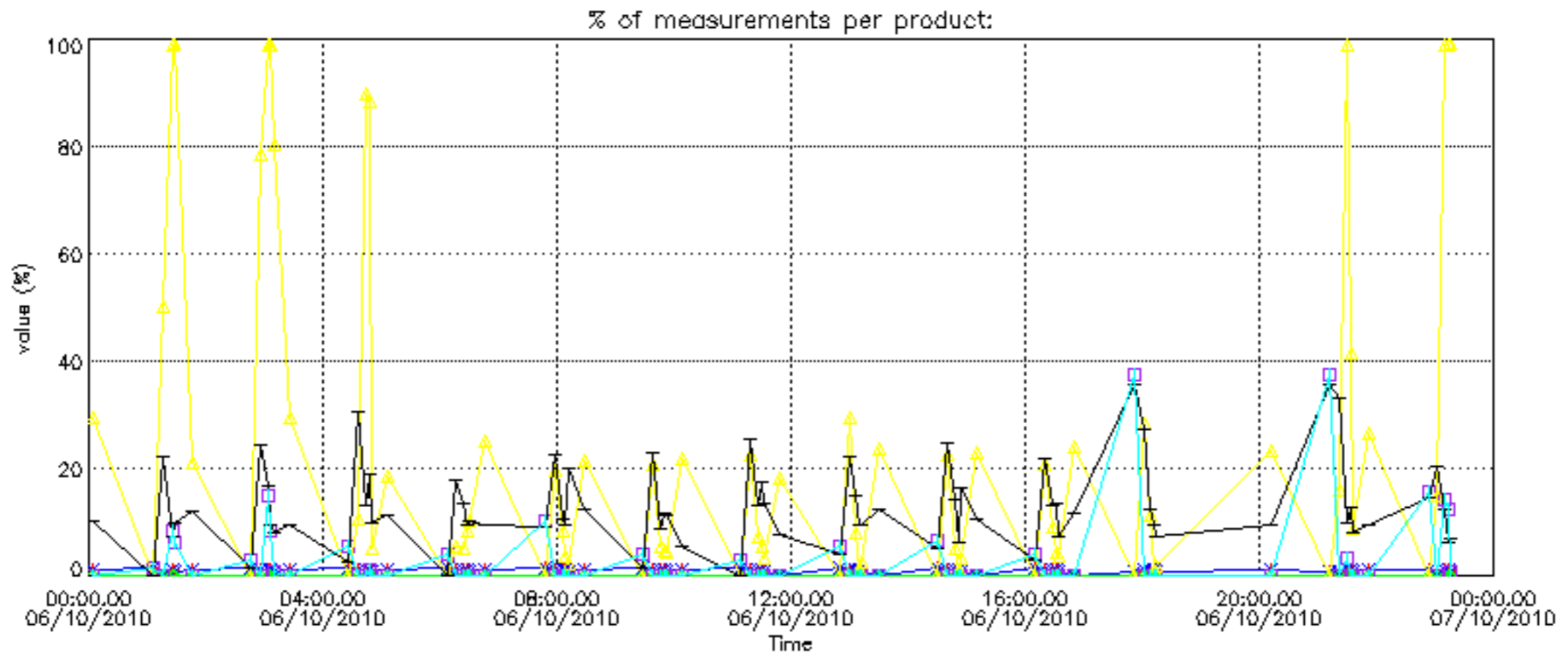


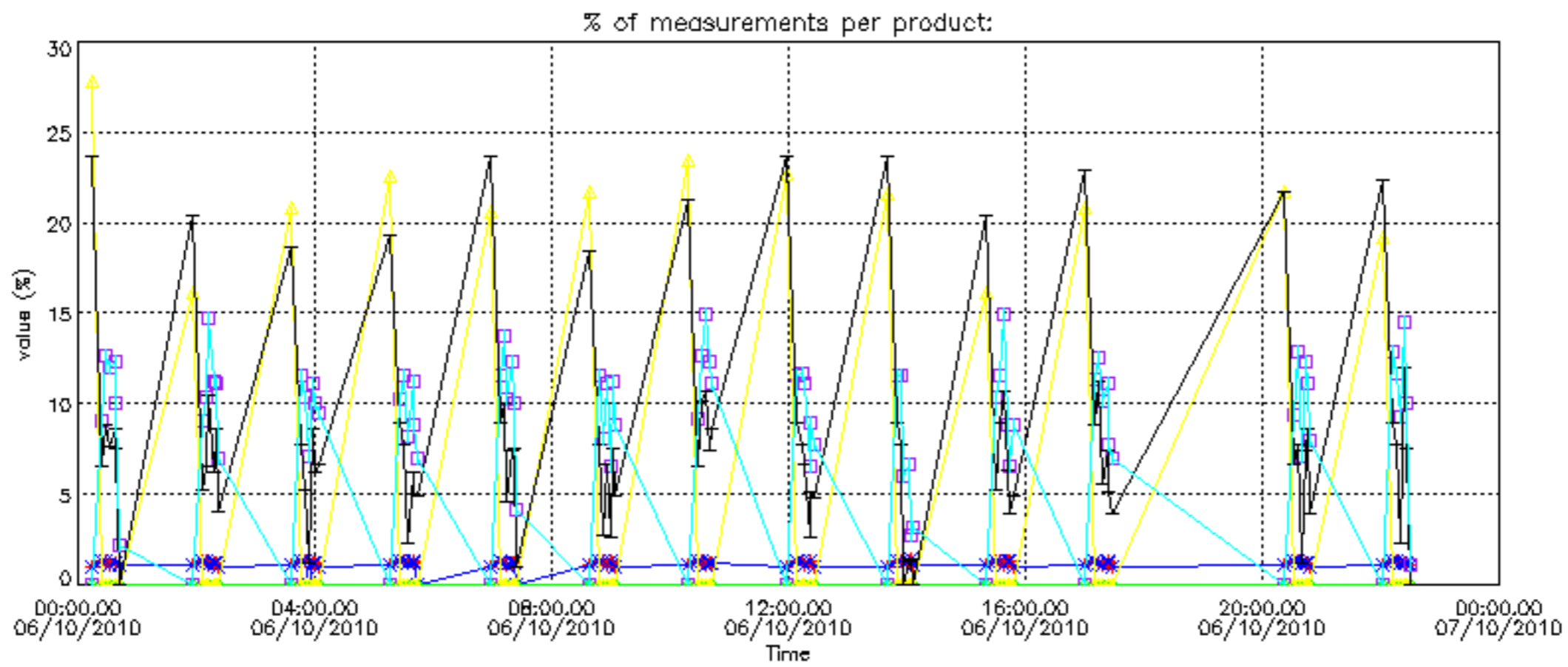
Percentage of flagged data per NO2 profile



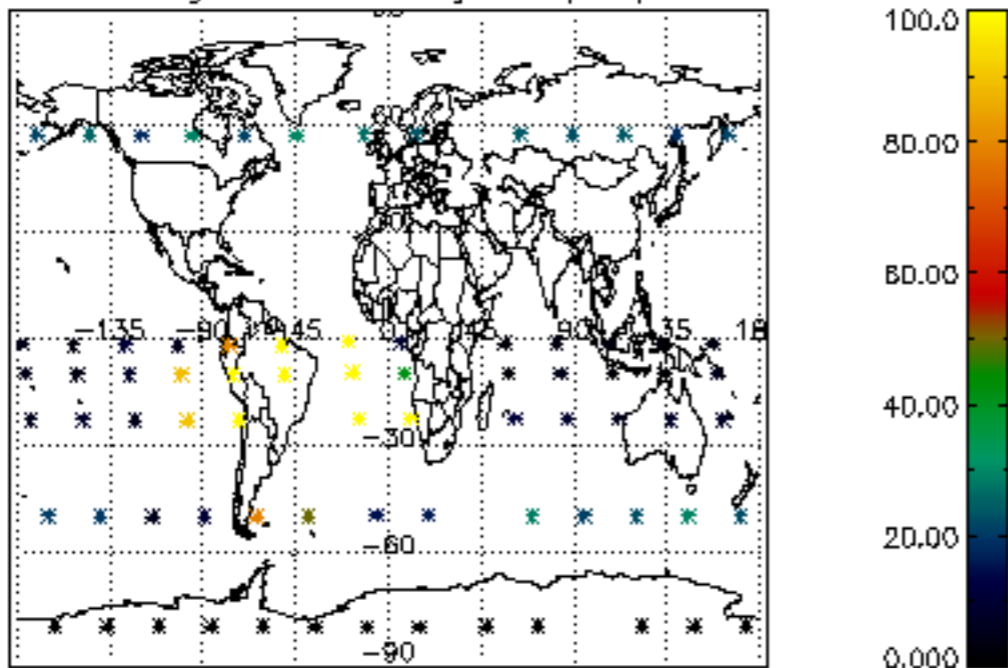
Percentage of flagged data per NO3 profile



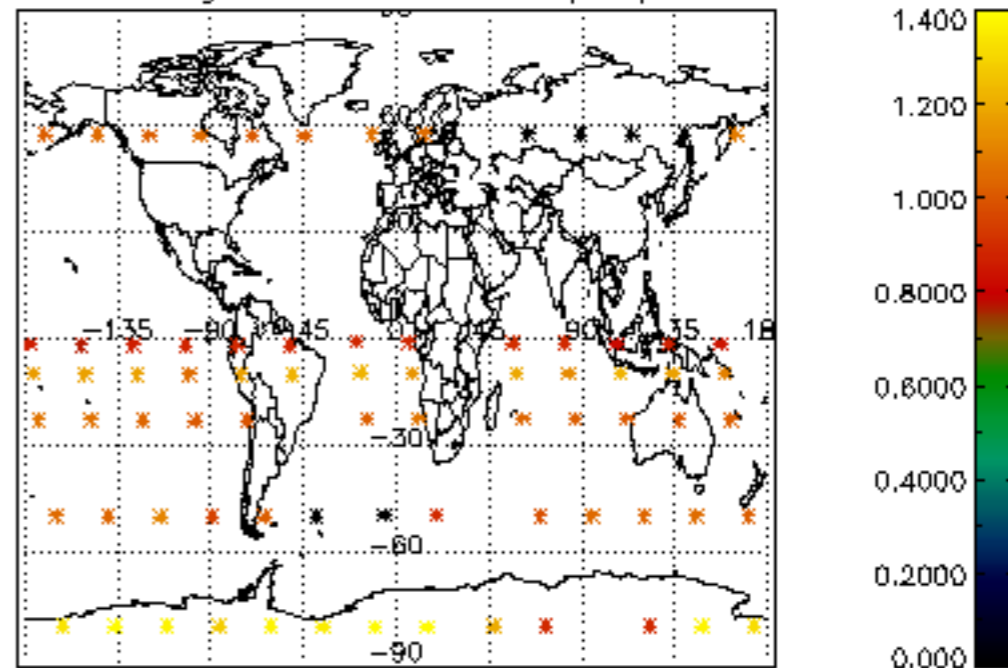




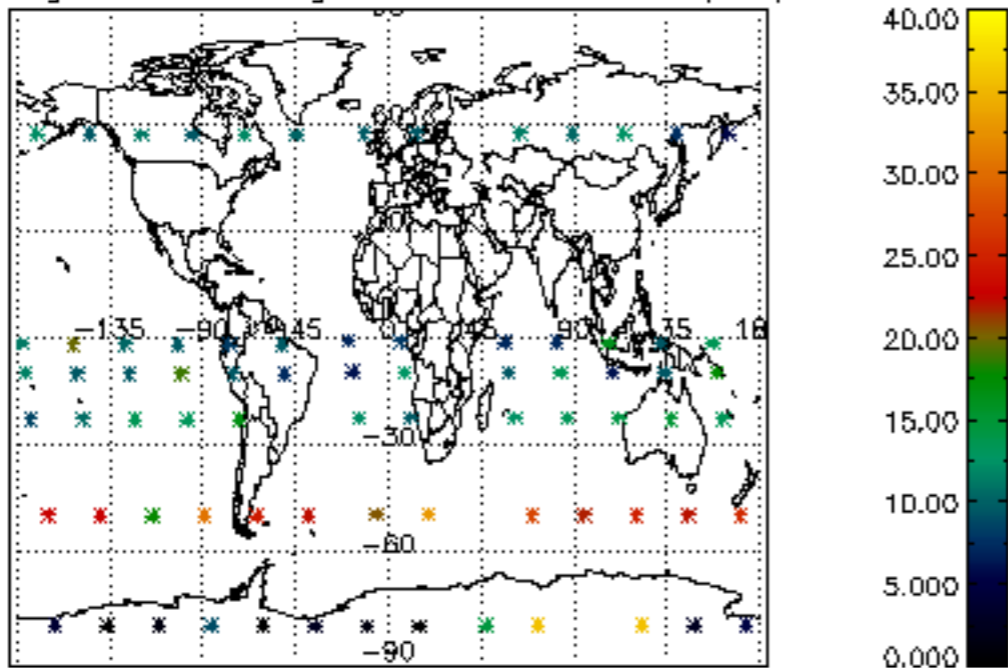
Percentage of cosmic ray hits per profile



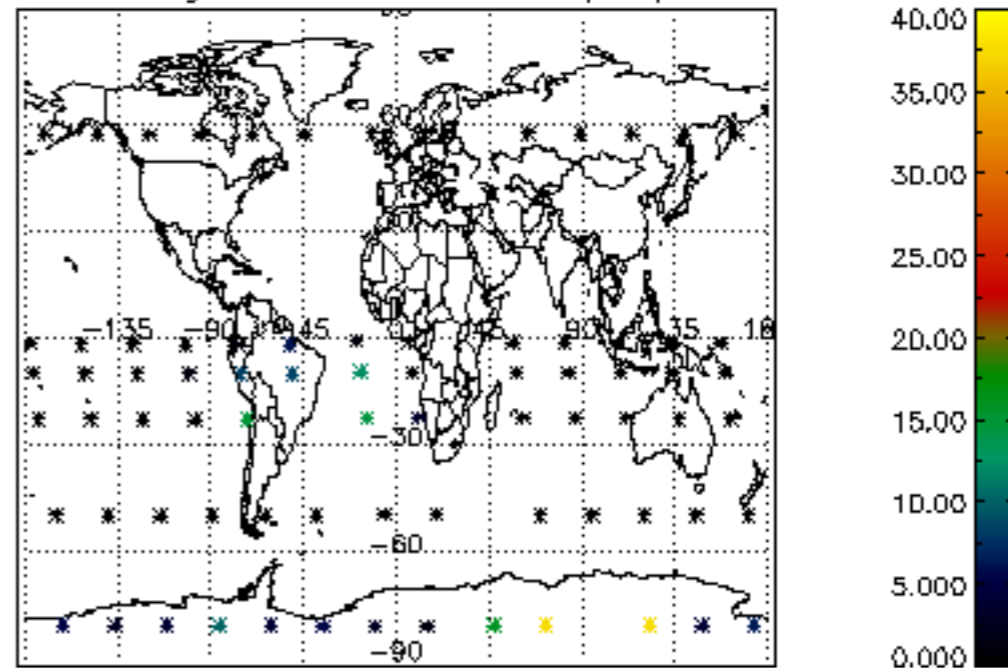
Percentage of datation errors per profile



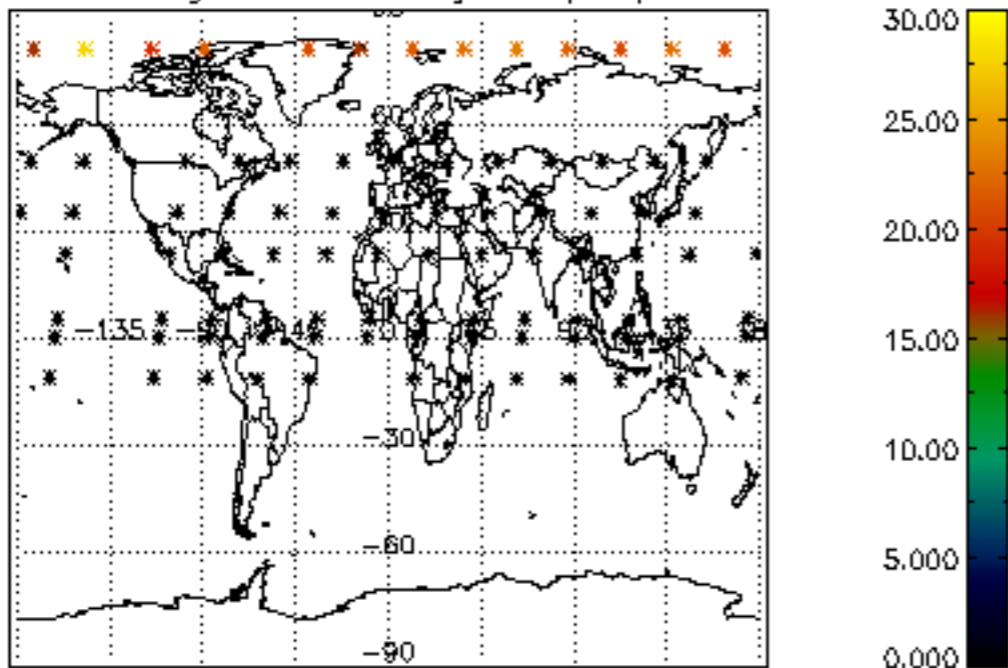
Percentage of star falling outside central band per profile



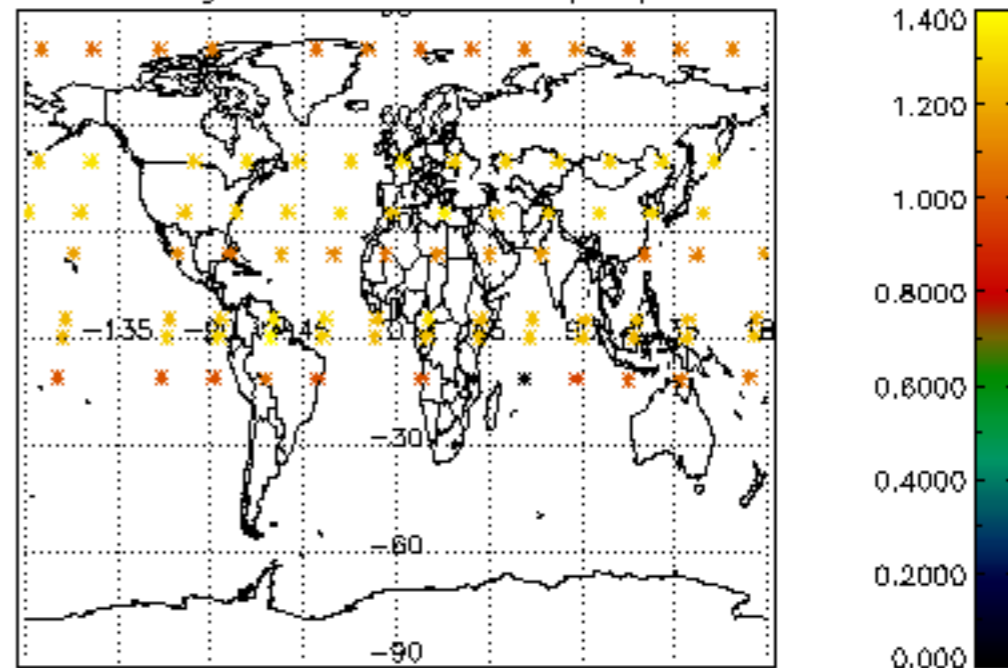
Percentage of saturation errors per profile



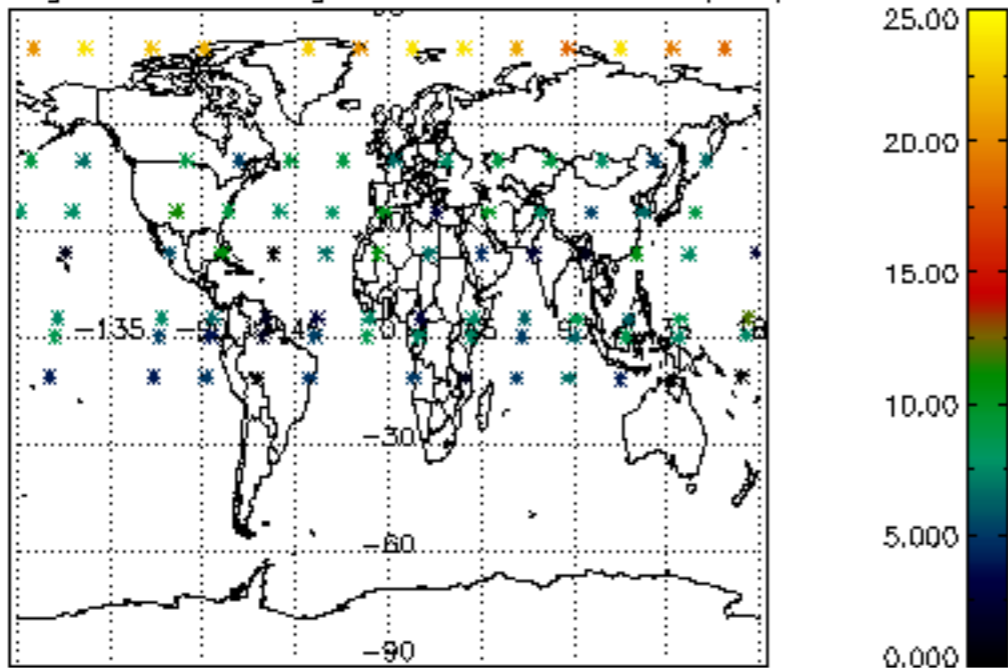
Percentage of cosmic ray hits per profile



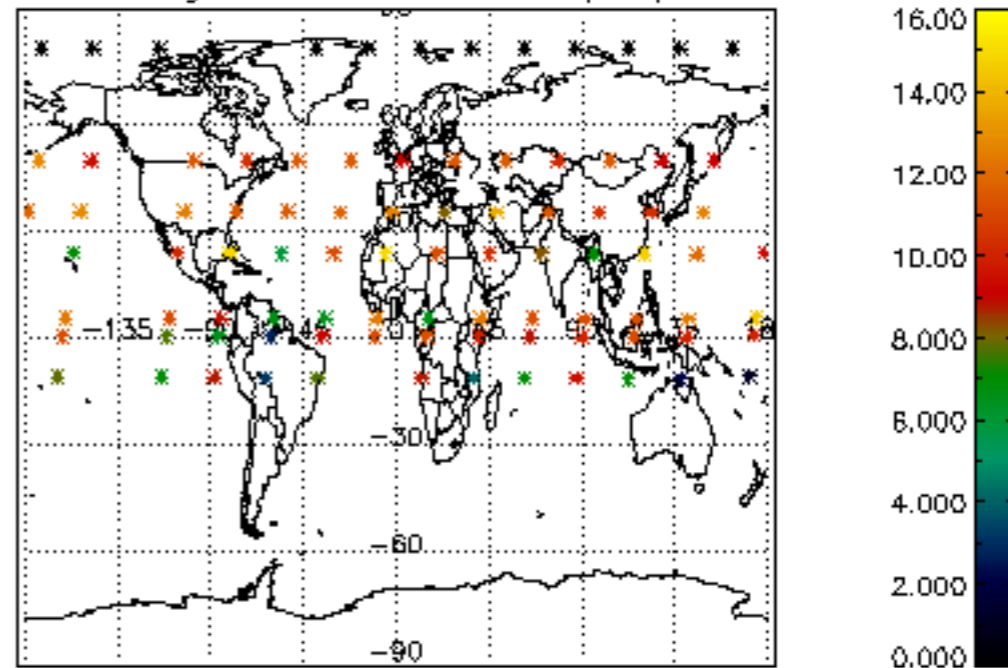
Percentage of datation errors per profile

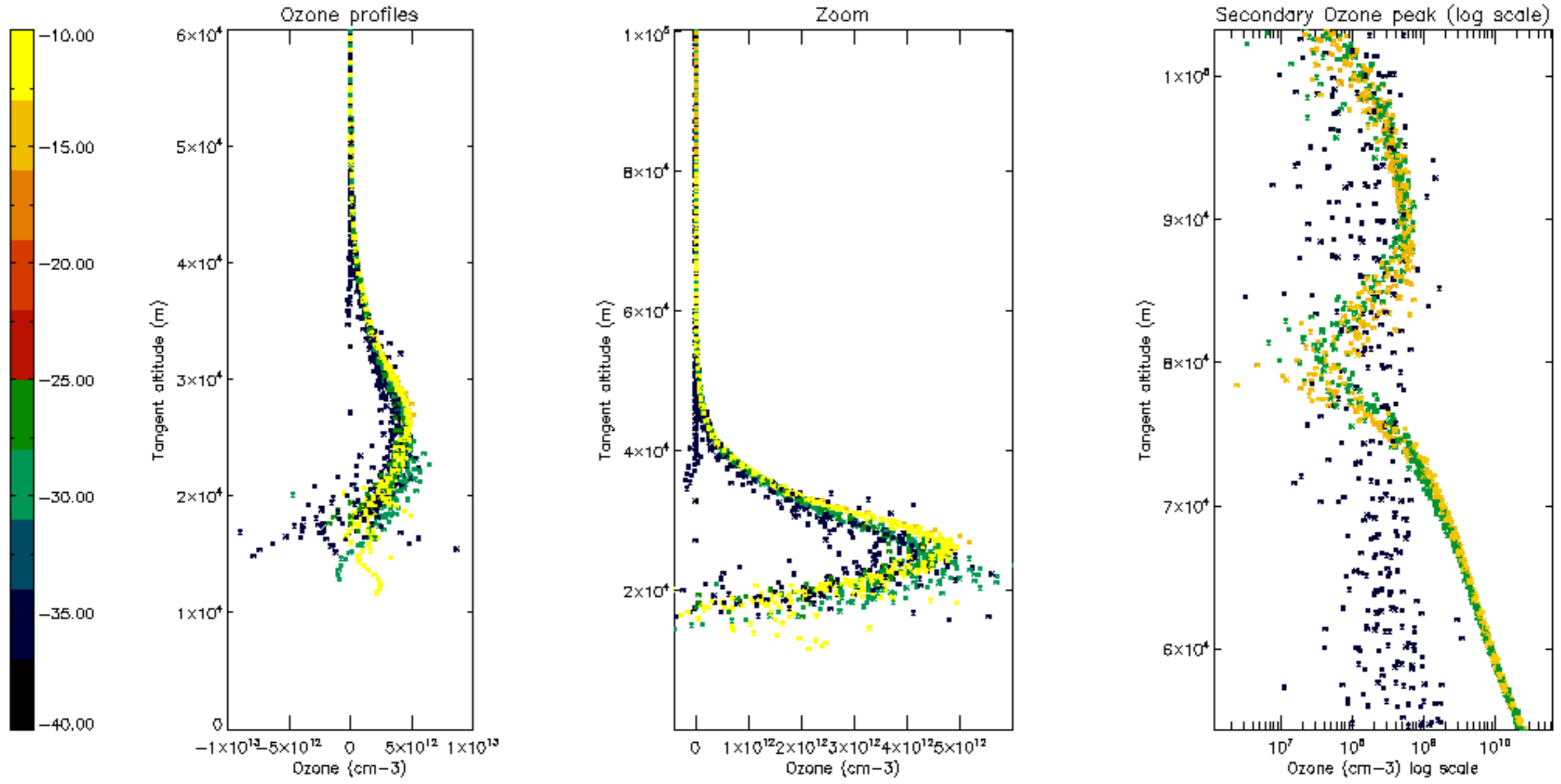


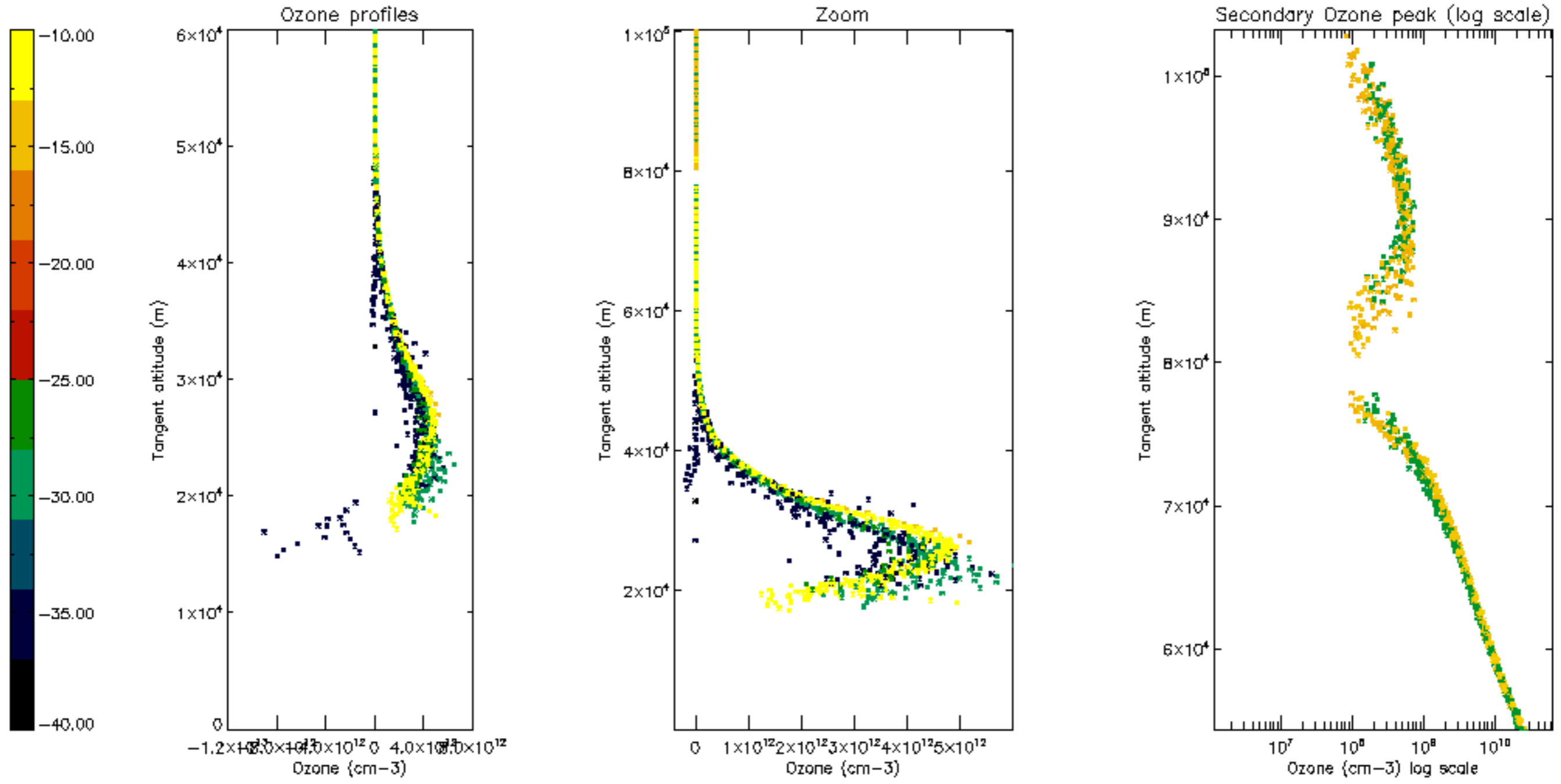
Percentage of star falling outside central band per profile

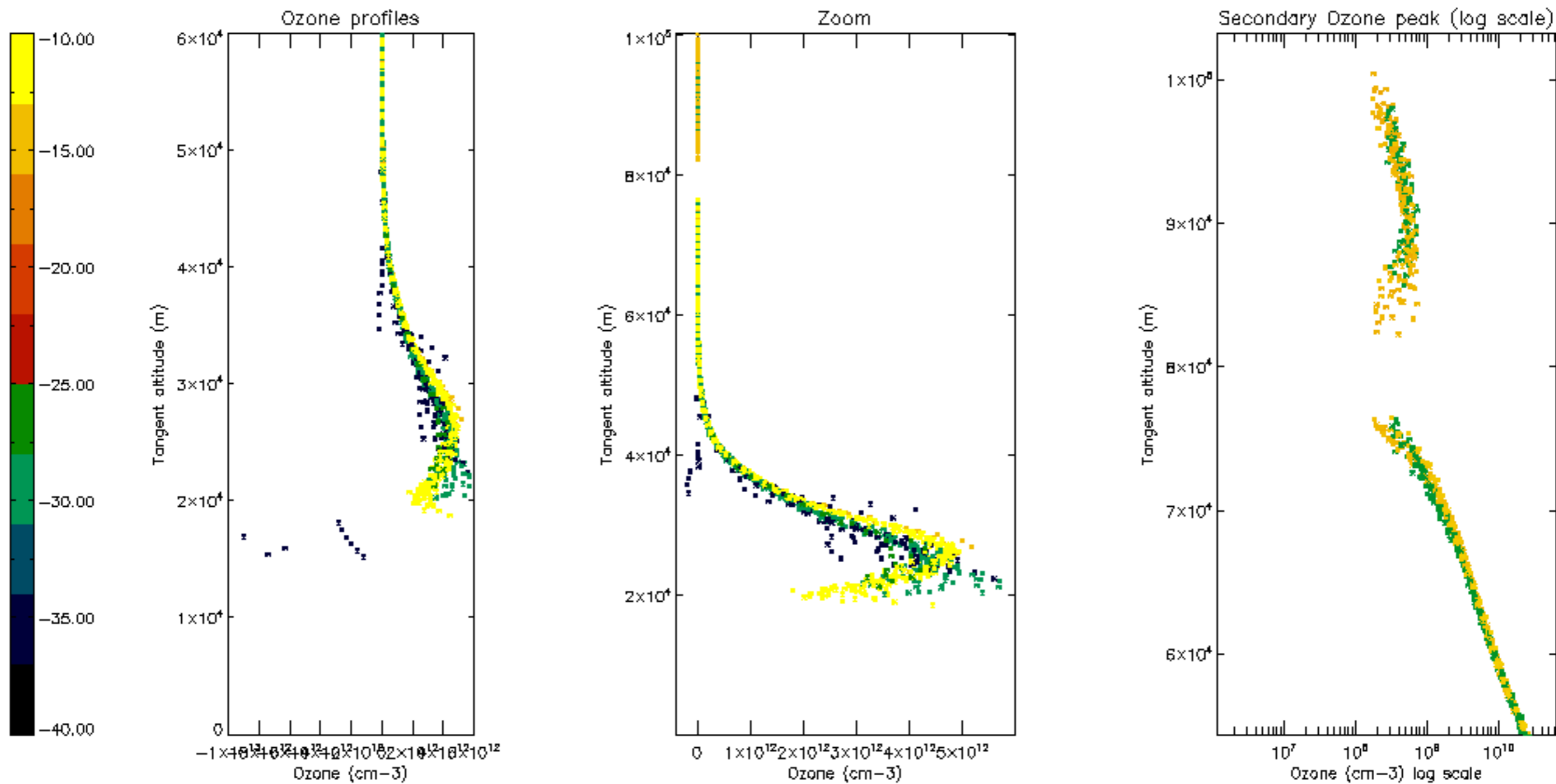


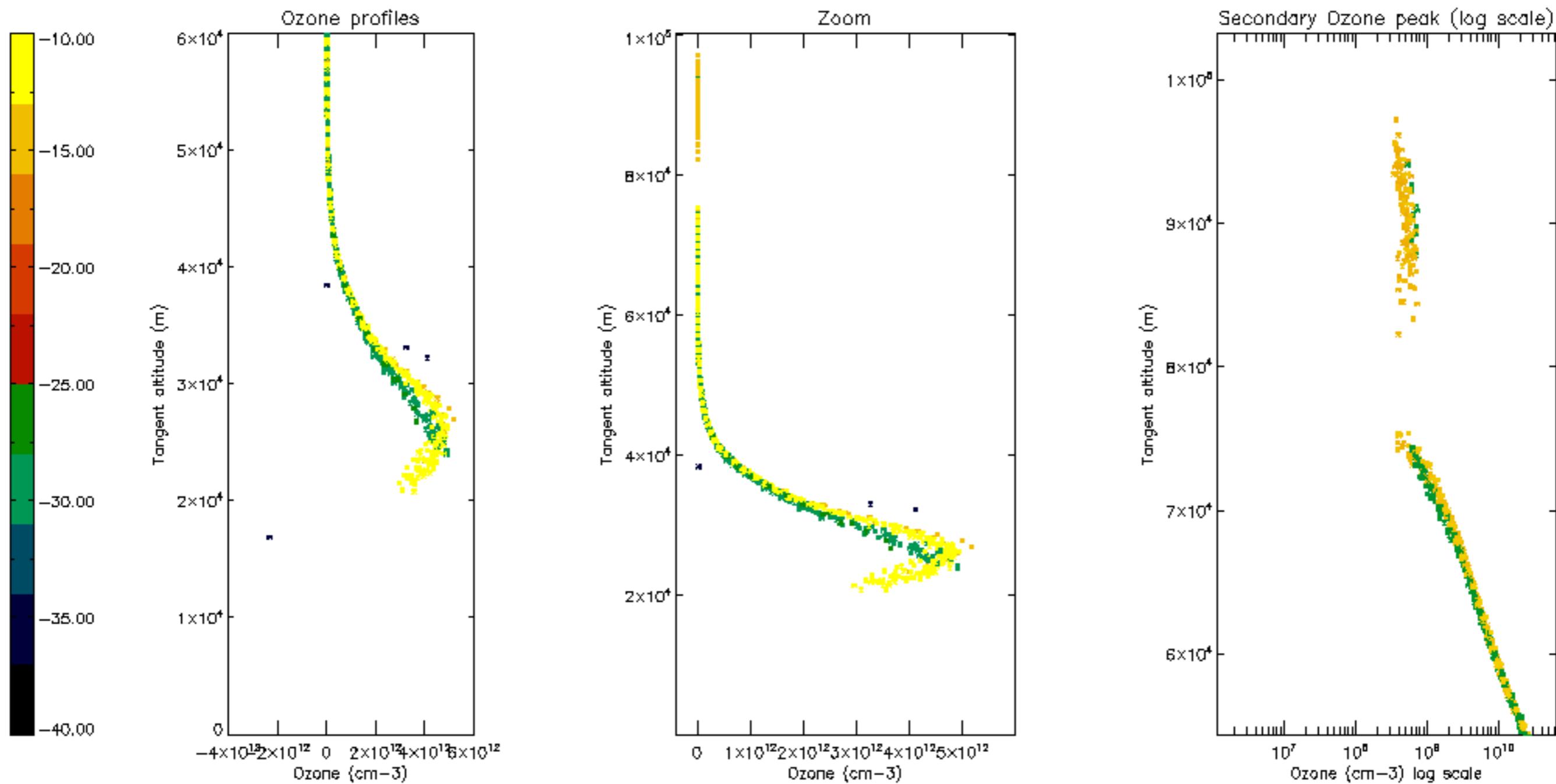
Percentage of saturation errors per profile

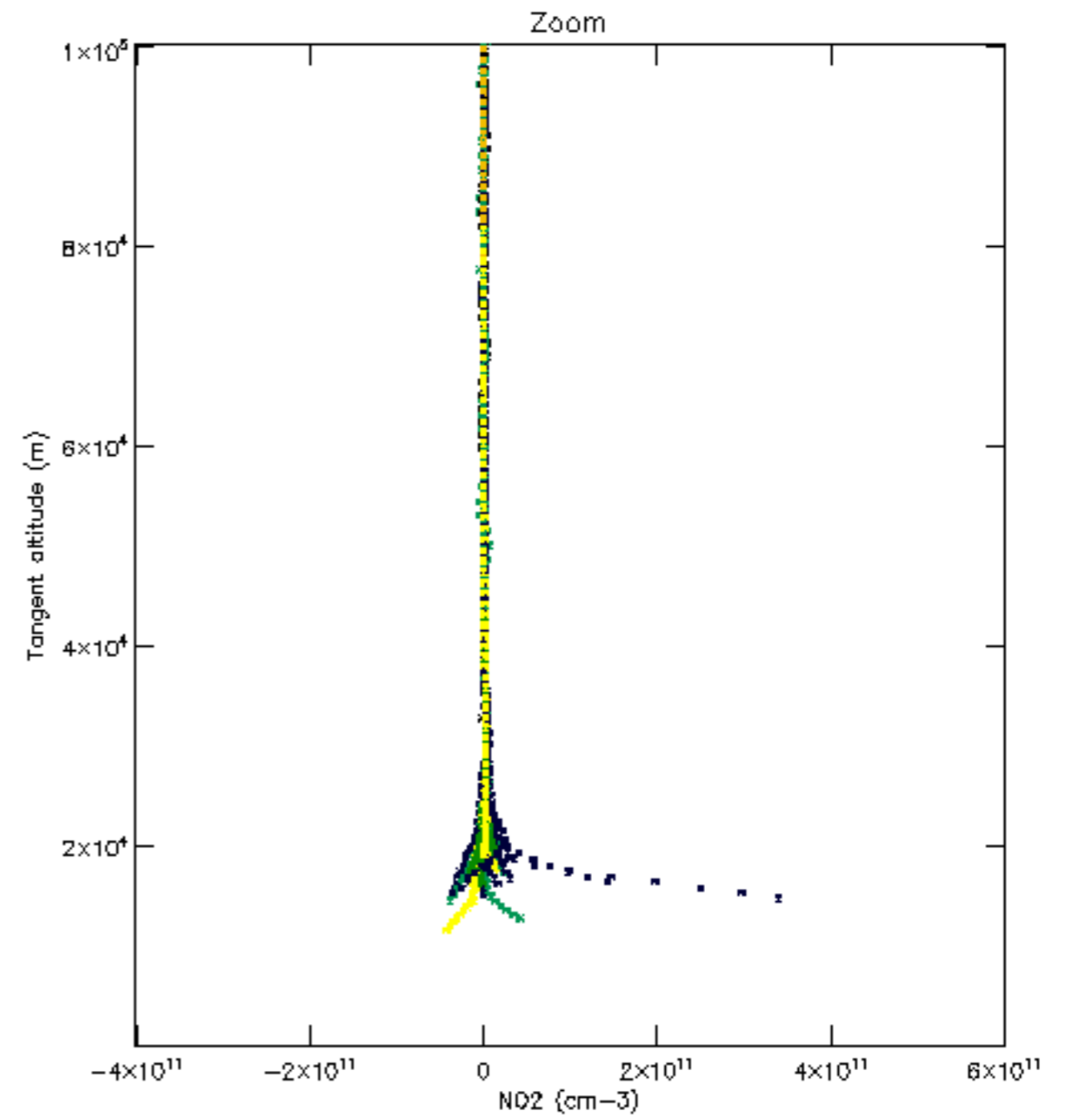
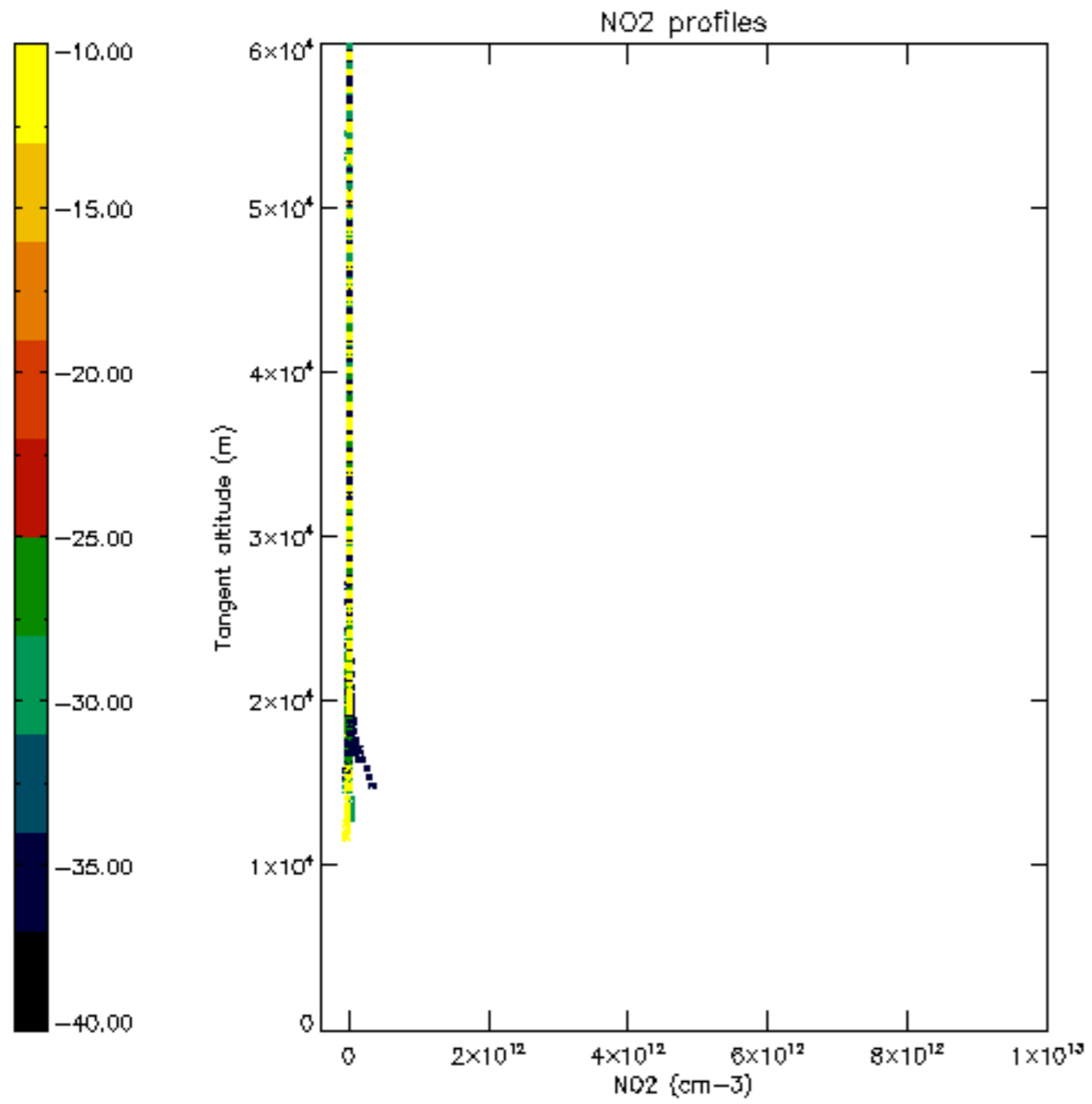


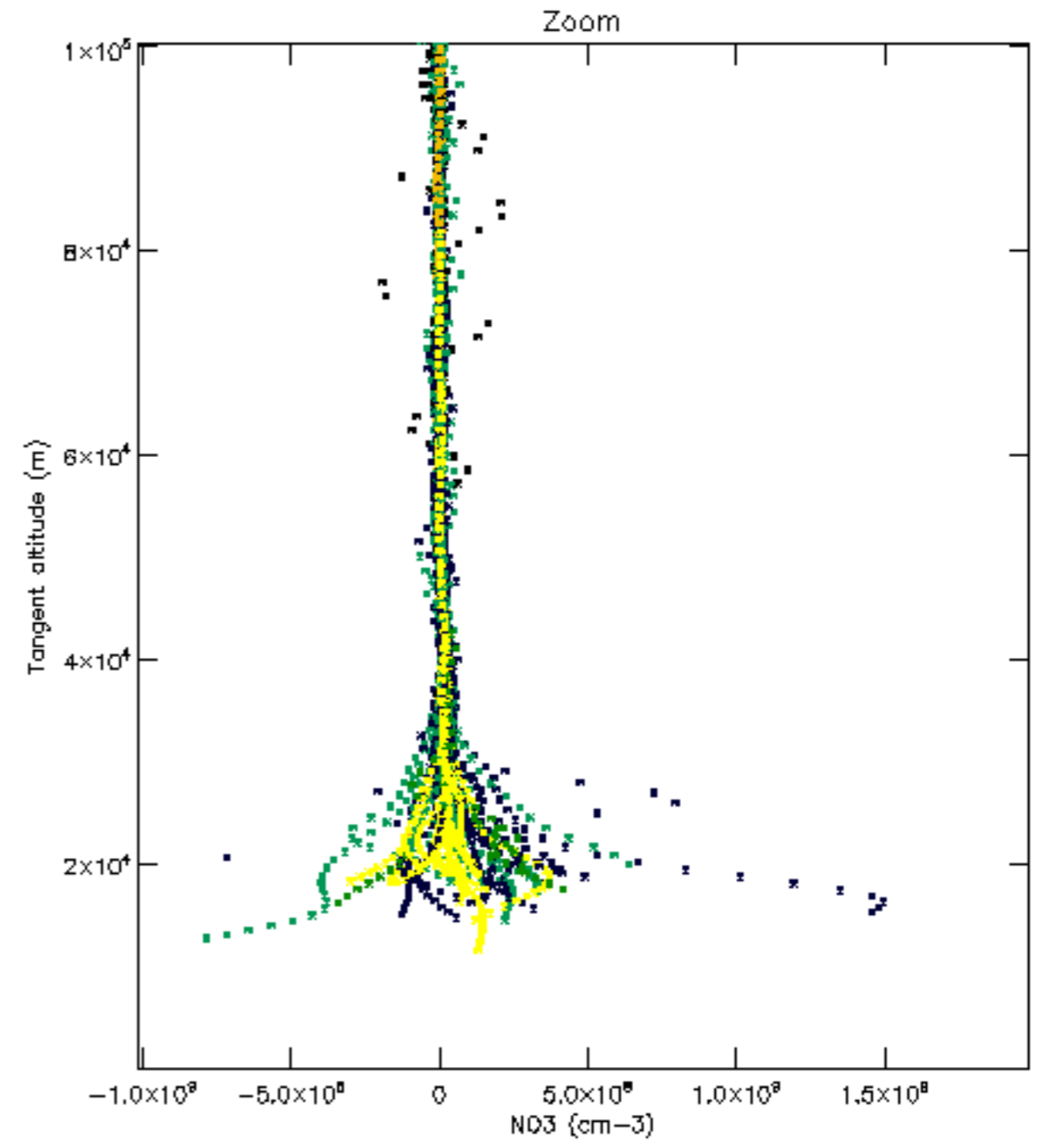
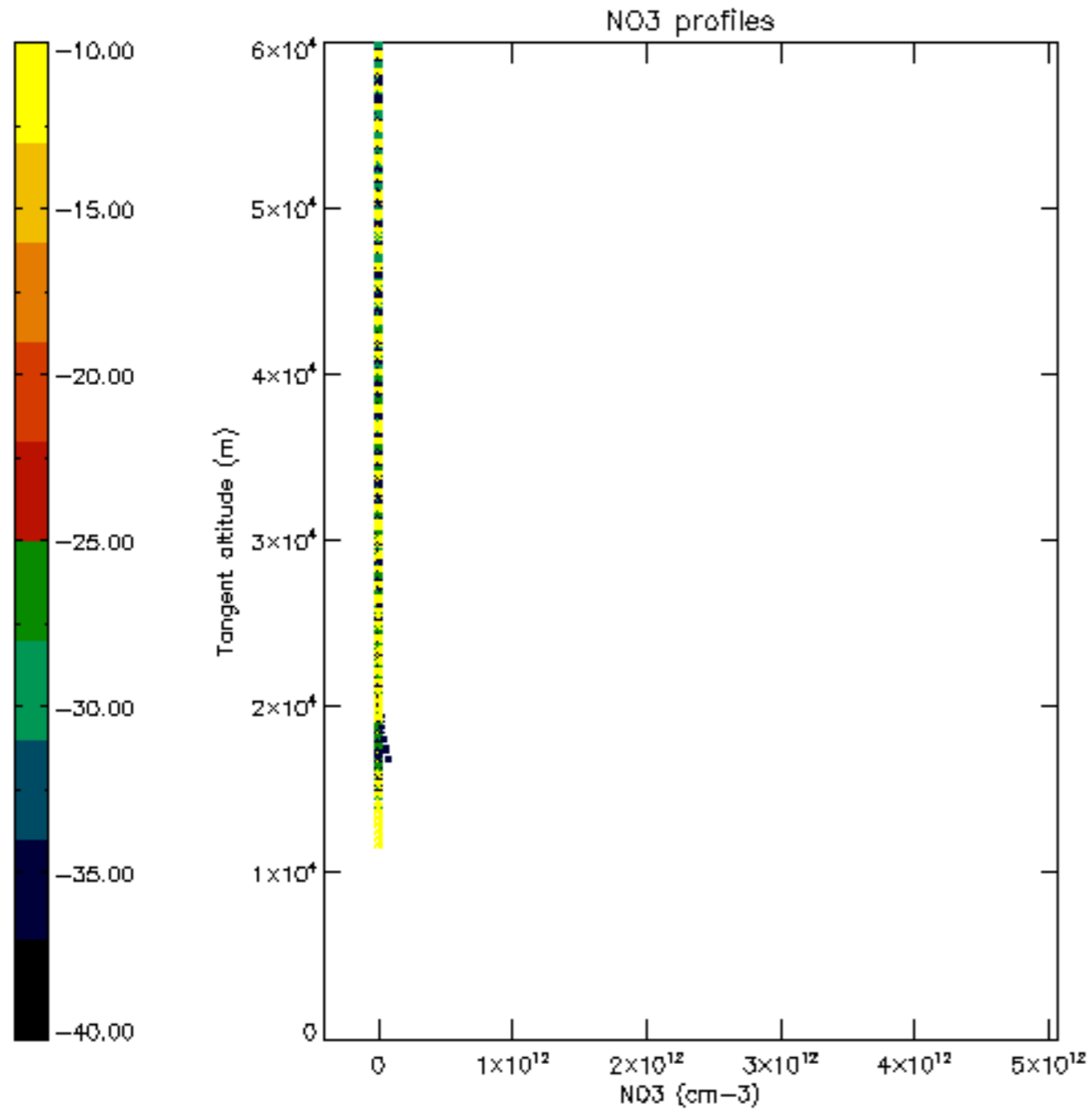


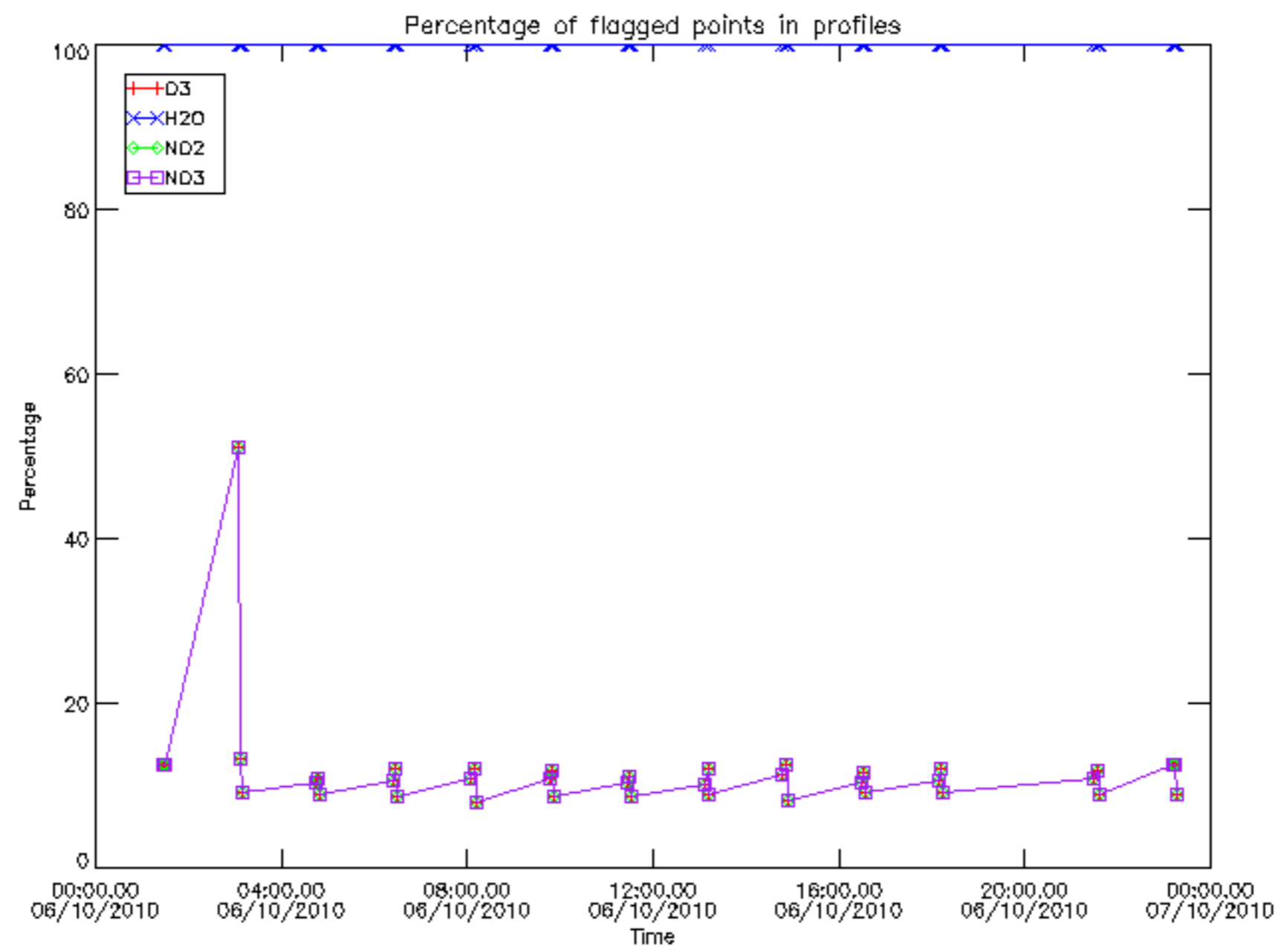




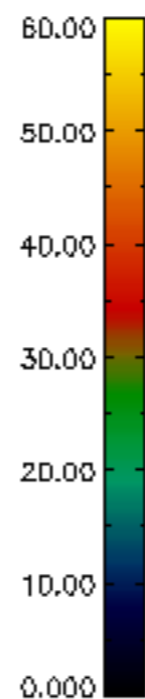
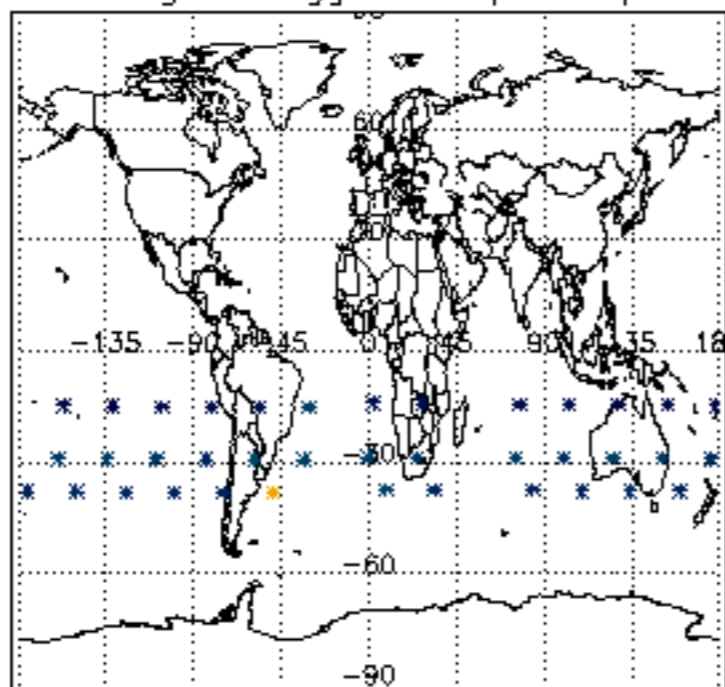




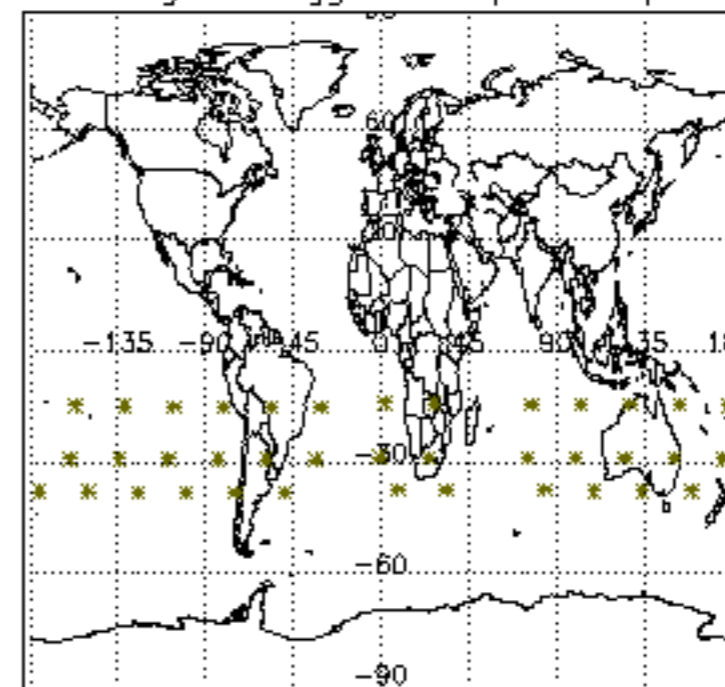




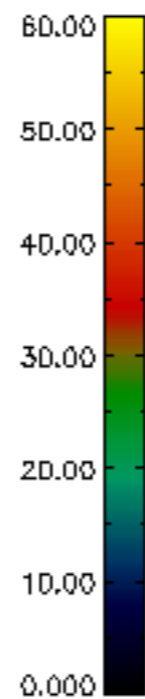
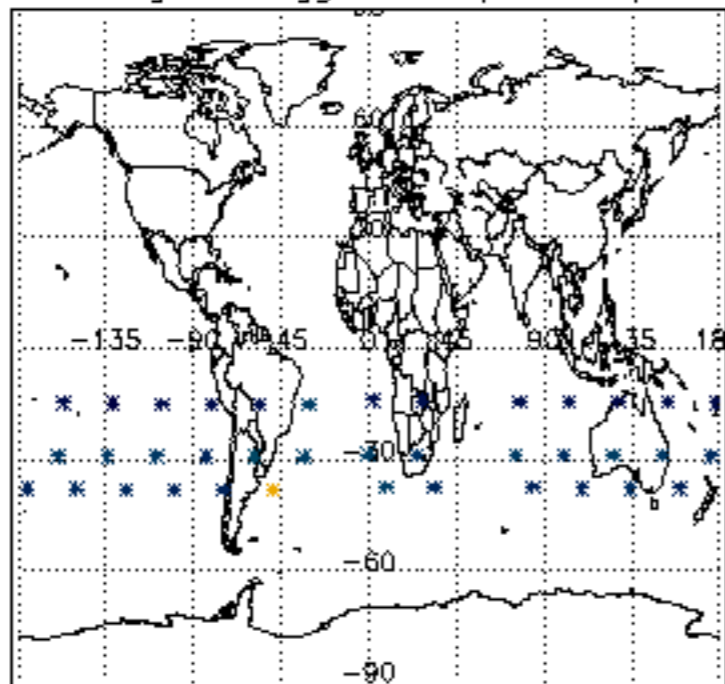
Percentage of flagged data per D3 profile



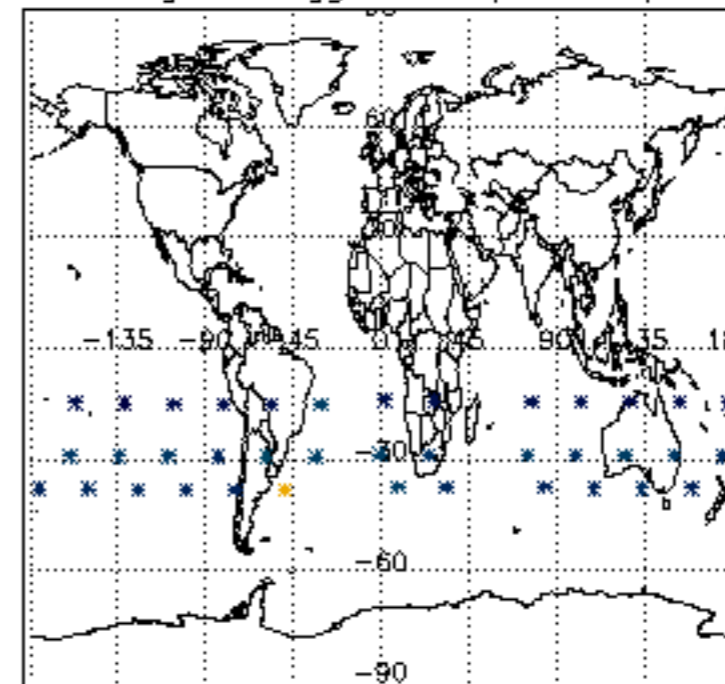
Percentage of flagged data per H2O profile

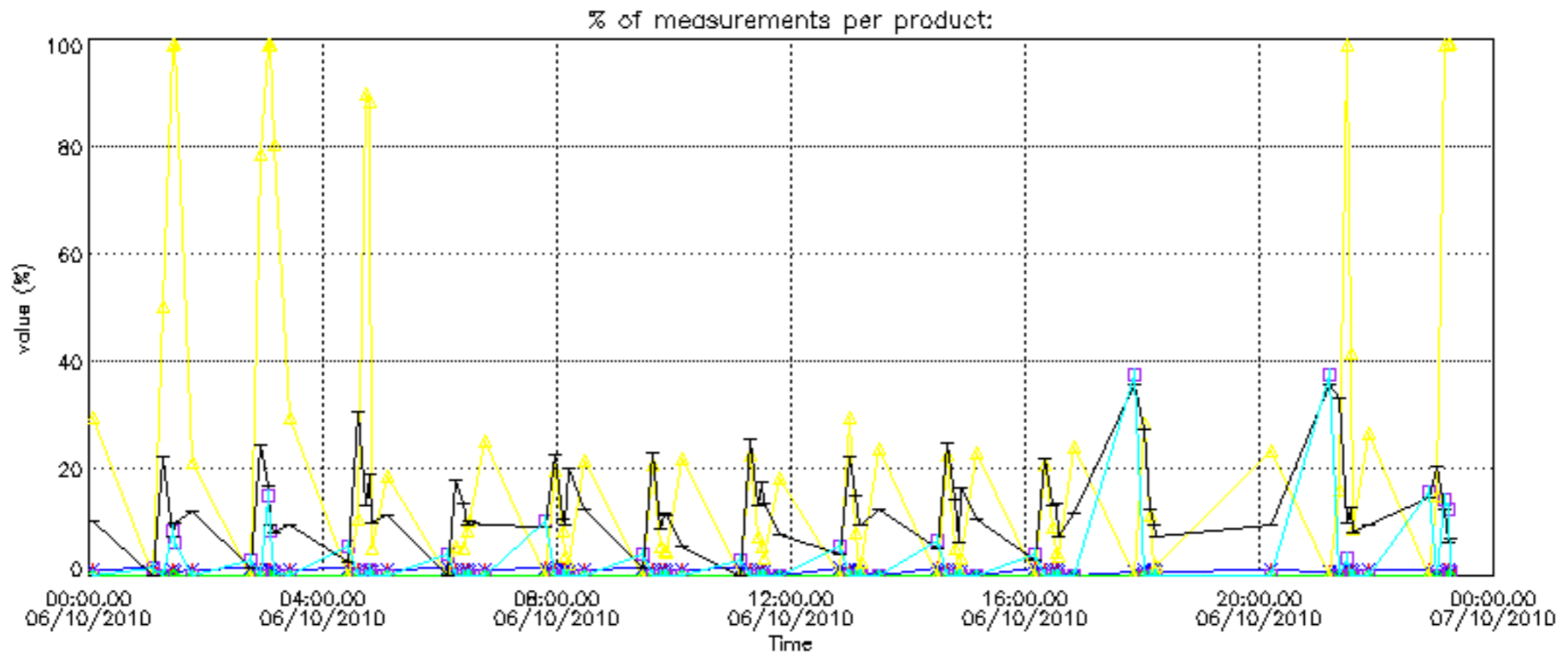


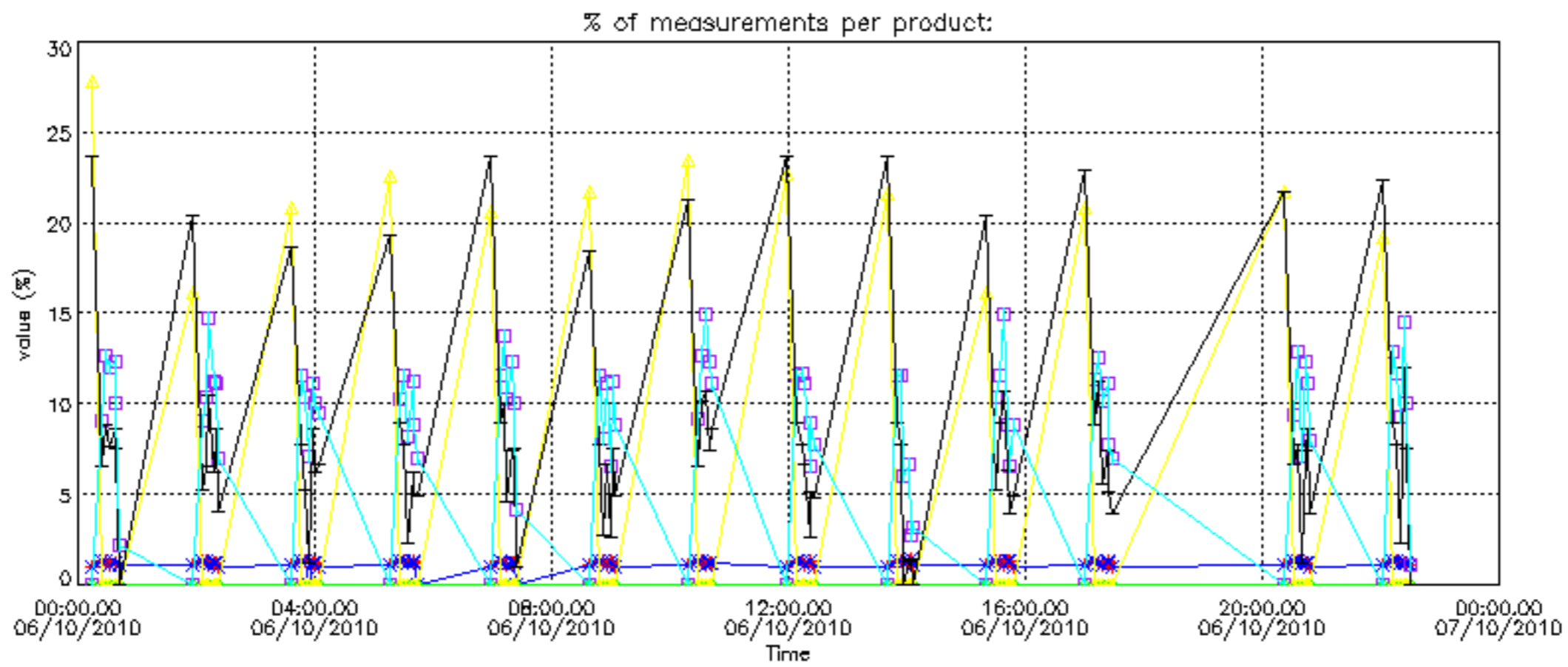
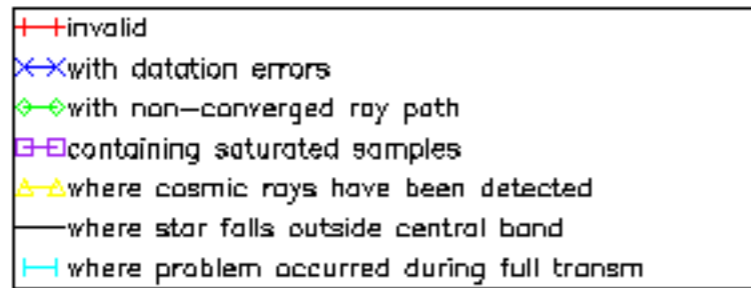
Percentage of flagged data per NO2 profile



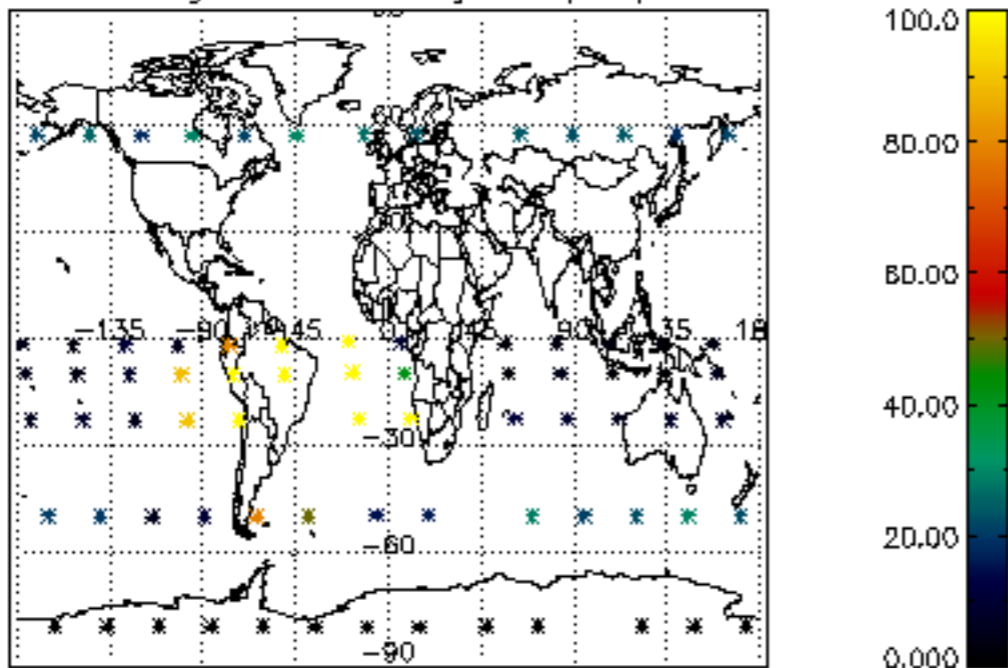
Percentage of flagged data per NO3 profile



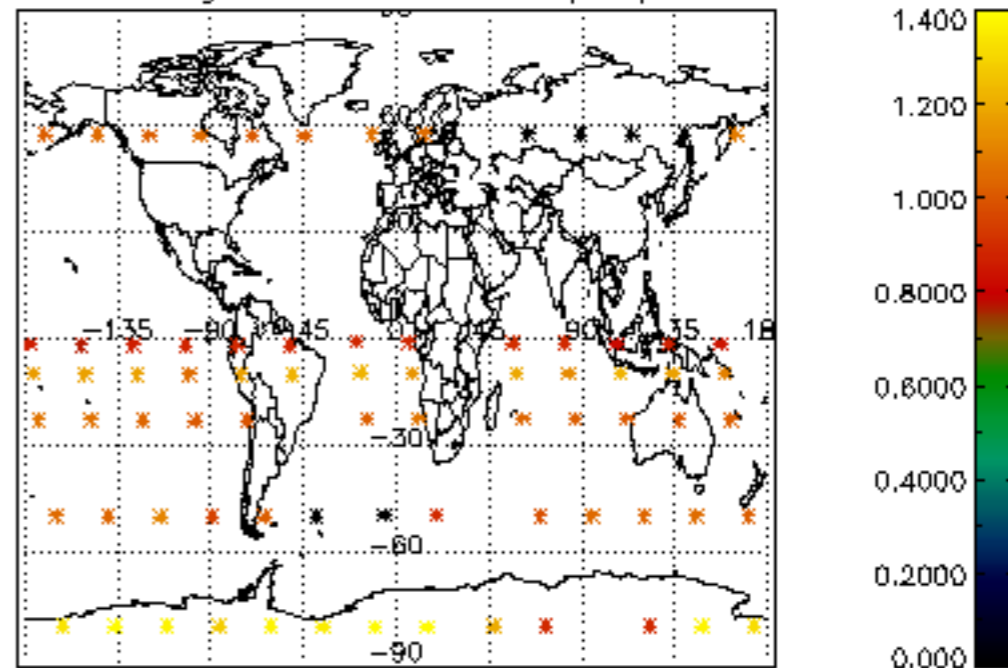




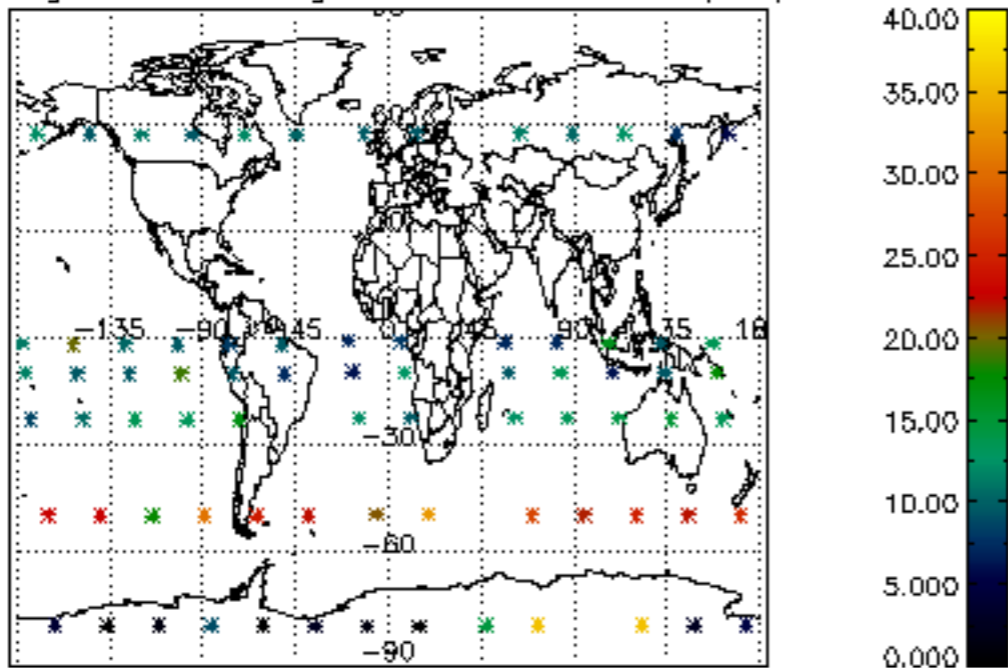
Percentage of cosmic ray hits per profile



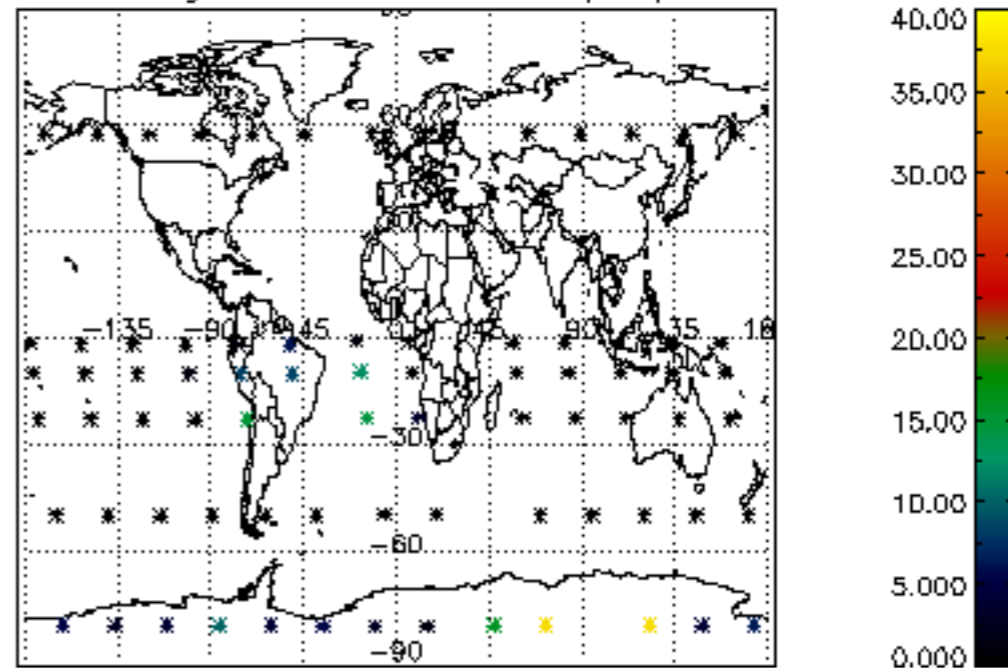
Percentage of datation errors per profile



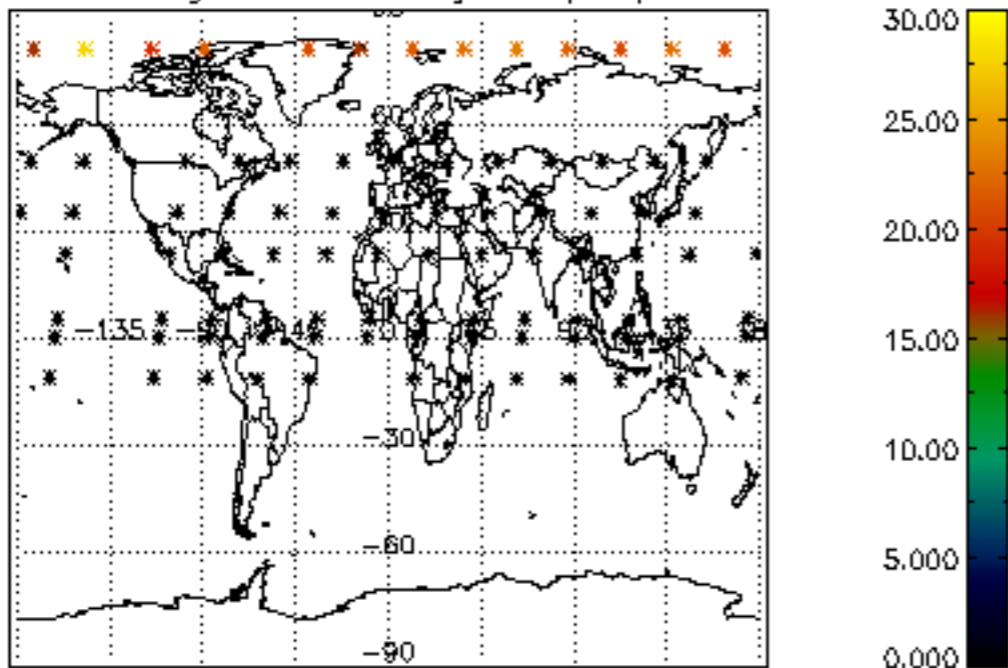
Percentage of star falling outside central band per profile



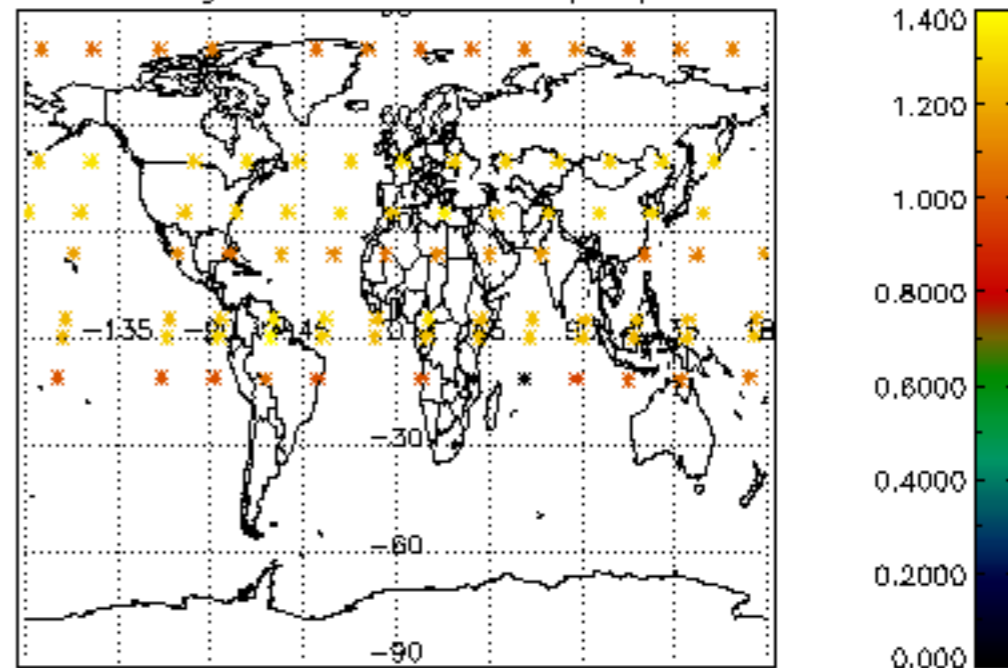
Percentage of saturation errors per profile



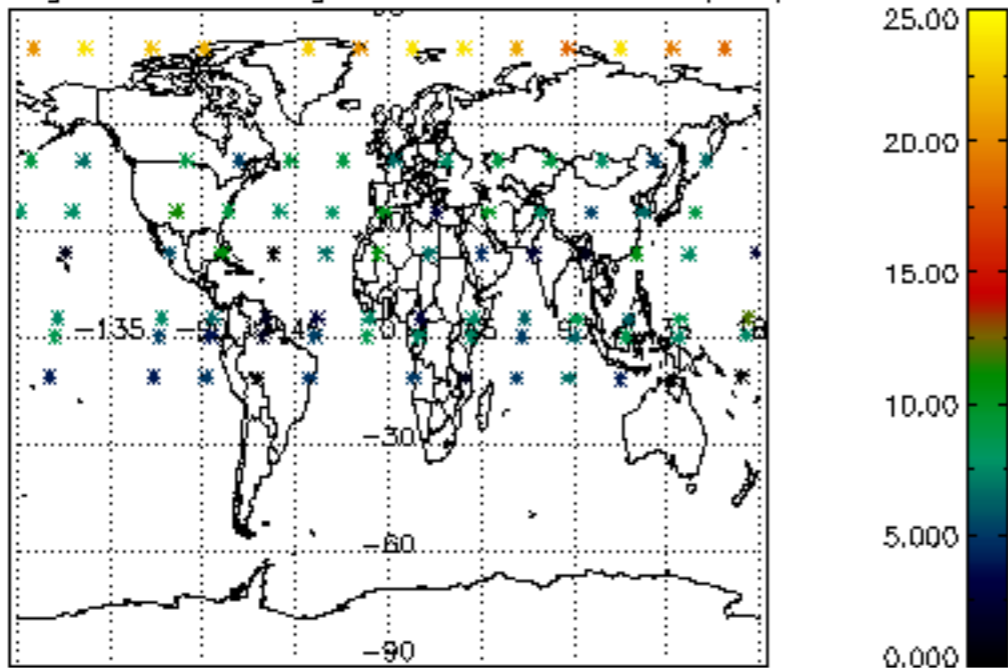
Percentage of cosmic ray hits per profile



Percentage of datation errors per profile



Percentage of star falling outside central band per profile



Percentage of saturation errors per profile

