

GOMOS Level 2 Daily Report

SUMMARY

[1. General Info](#)

[2. Summary of processed GOM_NL_2P products](#)

[3. Level 2 Quality information per product](#)

[3.1 Plot of level 2 quality information per product \(time dependant\)](#)

[3.2 Plot of level 2 quality information per product \(world map\)](#)

[4. Level 1 Quality information per product \(stored on level 2 products\)](#)

[4.1 Plot of level 1 quality information per product \(time dependant\)](#)

[4.1.1 Plot of level 1 quality information per product \(time dependant\): ASCENDING](#)

[4.1.2 Plot of level 1 quality information per product \(time dependant\): DESCENDING](#)

[4.2 Plot of level 1 quality information per product \(world map\)](#)

[4.2.1 Plot of level 1 quality information per product \(world map\): ASCENDING](#)

[4.2.2 Plot of level 1 quality information per product \(world map\): DESCENDING](#)

[5. Ozone profiles based on quality statistics and other trace gas profiles](#)

[5.1 Ozone statistics based on quality of products](#)

[5.2 Plot ozone profiles for all STD \(dark without errors\)](#)

[5.3 Plot ozone profiles where STD < 20% \(dark without errors\)](#)

[5.4. Plot ozone profiles where STD < 10% \(dark without errors\)](#)

[5.5. Plot ozone profiles where STD < 5% \(dark without errors\)](#)

[5.6 Plot NO2 profiles for all STD \(dark without errors\)](#)

[5.7 Plot NO3 profiles for all STD \(dark without errors\)](#)

[5.8 Plot H2O profiles \(only for occultations of stars 1,2,3,4,13,14,16,26,63 dark without errors\) for all STD](#)

[6. Auxiliary Data Files used for the production reported in section 2](#)

This report presents the daily analysis on parameters extracted from GOMOS level 2 data (GOM_NL__2P). It is intended to monitor some important parameters that will impact the quality of these products. A list of level 2 products (and content) that have arrived during the reporting day to the PCF is also given.

Item	Value
Time of report generation	29APR2013 15:42:57
Data source version	GOMOS/6.01
Start time of products	05-10-2010 (05OCT2010 00:00:00)
Stop time of products	06-10-2010 (06OCT2010 00:00:00)
Store outputs in DB	Yes
Nb of level 2 prods	175
Nb of prods with errors	0

2. Summary of processed GOM_NL__2P products.

Nr	Filename	UTC Start time	Limb	Duration	Star Id	Star Name	Star Mag	Star Temp	Nb Meas	Orbit	Prod. error
1	GOM_NL__2PRFIN20101005_001325_000000482093_00302_44945_5044.N1	05-OCT-2010 00:13:25	Dark	48.000	132	15Rho Pup	2.8030	6900.0	96	44945	No
2	GOM_NL__2PRFIN20101005_001705_000000442093_00302_44945_5045.N1	05-OCT-2010 00:17:05	Dark	44.000	70	Zet Pup	2.2460	39000.	88	44945	No
3	GOM_NL__2PRFIN20101005_001911_000000562093_00302_44945_5046.N1	05-OCT-2010 00:19:11	Dark	56.000	23	21Eps CMa	1.5020	26000.	112	44945	No
4	GOM_NL__2PRFIN20101005_002635_000000322093_00303_44946_5071.N1	05-OCT-2010 00:26:35	Dark	32.000	108	Alp Col	2.6520	15200.	64	44946	No
5	GOM_NL__2PRFIN20101005_003601_000000492093_00303_44946_5072.N1	05-OCT-2010 00:36:01	Straylight	48.500	157	The1Eri	2.9060	9300.0	97	44946	No
6	GOM_NL__2PRFIN20101005_004613_000000492093_00303_44946_5073.N1	05-OCT-2010 00:46:13	Straylight	48.500	52	16Bet Cet	2.0370	4500.0	97	44946	No
7	GOM_NL__2PRFIN20101005_005623_000000402093_00303_44946_5074.N1	05-OCT-2010 00:56:23	Bright	40.000	140	88Gam Peg	2.8340	26000.	80	44946	No
8	GOM_NL__2PRFIN20101005_010029_000000392093_00303_44946_5075.N1	05-OCT-2010 01:00:29	Bright	38.500	58	21Alp And	2.0730	11000.	77	44946	No
9	GOM_NL__2PRFIN20101005_010353_000000492093_00303_44946_5076.N1	05-OCT-2010 01:03:53	Bright	49.000	53	43Bet And	2.0480	3300.0	98	44946	No
10	GOM_NL__2PRFIN20101005_010854_000000412093_00303_44946_5077.N1	05-OCT-2010 01:08:54	Bright	41.000	68	18Alp Cas	2.2250	4500.0	82	44946	No
11	GOM_NL__2PRFIN20101005_011020_000000392093_00303_44946_5078.N1	05-OCT-2010 01:10:20	Bright	38.500	76	27Gam Cas	2.3000	30000.	77	44946	No
12	GOM_NL__2PRFIN20101005_011347_000000402093_00303_44946_5079.N1	05-OCT-2010 01:13:47	Bright	40.000	160	23Gam Per	2.9300	4700.0	80	44946	No
13	GOM_NL__2PRFIN20101005_013646_000000362093_00303_44946_5080.N1	05-OCT-2010 01:36:46	Bright	36.000	166	17Eps Leo	2.9800	6000.0	72	44946	No
14	GOM_NL__2PRFIN20101005_015402_000000492093_00303_44946_5081.N1	05-OCT-2010 01:54:02	Dark	49.000	132	15Rho Pup	2.8030	6900.0	98	44946	No
15	GOM_NL__2PRFIN20101005_015742_000000422093_00303_44946_5082.N1	05-OCT-2010 01:57:42	Dark	42.000	70	Zet Pup	2.2460	39000.	84	44946	No
16	GOM_NL__2PRFIN20101005_015948_000000552093_00303_44946_5083.N1	05-OCT-2010 01:59:48	Dark	55.000	23	21Eps CMa	1.5020	26000.	110	44946	No
17	GOM_NL__2PRFIN20101005_020713_000000322093_00304_44947_5111.N1	05-OCT-2010 02:07:13	Dark	32.000	108	Alp Col	2.6520	15200.	64	44947	No
18	GOM_NL__2PRFIN20101005_021637_000000482093_00304_44947_5112.N1	05-OCT-2010 02:16:37	Straylight	48.000	157	The1Eri	2.9060	9300.0	96	44947	No
19	GOM_NL__2PRFIN20101005_022649_000000492093_00304_44947_5113.N1	05-OCT-2010 02:26:49	Straylight	48.500	52	16Bet Cet	2.0370	4500.0	97	44947	No
20	GOM_NL__2PRFIN20101005_023700_000000402093_00304_44947_5114.N1	05-OCT-2010 02:37:00	Bright	39.500	140	88Gam Peg	2.8340	26000.	79	44947	No
21	GOM_NL__2PRFIN20101005_024105_000000382093_00304_44947_5115.N1	05-OCT-2010 02:41:05	Bright	38.000	58	21Alp And	2.0730	11000.	76	44947	No
22	GOM_NL__2PRFIN20101005_024429_000000482093_00304_44947_5116.N1	05-OCT-2010 02:44:29	Bright	48.000	53	43Bet And	2.0480	3300.0	96	44947	No
23	GOM_NL__2PRFIN20101005_024930_000000392093_00304_44947_5117.N1	05-OCT-2010 02:49:30	Bright	39.000	68	18Alp Cas	2.2250	4500.0	78	44947	No
24	GOM_NL__2PRFIN20101005_025055_000000412093_00304_44947_5118.N1	05-OCT-2010 02:50:55	Bright	40.500	76	27Gam Cas	2.3000	30000.	81	44947	No
25	GOM_NL__2PRFIN20101005_025422_000000402093_00304_44947_5119.N1	05-OCT-2010 02:54:22	Bright	39.500	160	23Gam Per	2.9300	4700.0	79	44947	No
26	GOM_NL__2PRFIN20101005_031723_000000362093_00304_44947_5120.N1	05-OCT-2010 03:17:23	Bright	36.000	166	17Eps Leo	2.9800	6000.0	72	44947	No
27	GOM_NL__2PRFIN20101005_033439_000000512093_00304_44947_5121.N1	05-OCT-2010 03:34:39	Dark	50.500	132	15Rho Pup	2.8030	6900.0	101	44947	No
28	GOM_NL__2PRFIN20101005_033819_000000422093_00304_44947_5122.N1	05-OCT-2010 03:38:19	Dark	41.500	70	Zet Pup	2.2460	39000.	83	44947	No
29	GOM_NL__2PRFIN20101005_034026_000000552093_00304_44947_5123.N1	05-OCT-2010 03:40:26	Dark	55.000	23	21Eps CMa	1.5020	26000.	110	44947	No
30	GOM_NL__2PRFIN20101005_034750_000000302093_00305_44948_5118.N1	05-OCT-2010 03:47:50	Dark	30.000	108	Alp Col	2.6520	15200.	60	44948	No
31	GOM_NL__2PRFIN20101005_035714_000000492093_00305_44948_5119.N1	05-OCT-2010 03:57:14	Straylight	49.000	157	The1Eri	2.9060	9300.0	98	44948	No
32	GOM_NL__2PRFIN20101005_040725_000000502093_00305_44948_5120.N1	05-OCT-2010 04:07:25	Straylight	49.500	52	16Bet Cet	2.0370	4500.0	99	44948	No
33	GOM_NL__2PRFIN20101005_041735_000000402093_00305_44948_5121.N1	05-OCT-2010 04:17:35	Bright	39.500	140	88Gam Peg	2.8340	26000.	79	44948	No
34	GOM_NL__2PRFIN20101005_042141_000000392093_00305_44948_5122.N1	05-OCT-2010 04:21:41	Bright	38.500	58	21Alp And	2.0730	11000.	77	44948	No
35	GOM_NL__2PRFIN20101005_042504_000000472093_00305_44948_5123.N1	05-OCT-2010 04:25:04	Bright	46.500	53	43Bet And	2.0480	3300.0	93	44948	No
36	GOM_NL__2PRFIN20101005_043006_000000402093_00305_44948_5124.N1	05-OCT-2010 04:30:06	Bright	39.500	68	18Alp Cas	2.2250	4500.0	79	44948	No
37	GOM_NL__2PRFIN20101005_043131_000000402093_00305_44948_5125.N1	05-OCT-2010 04:31:31	Bright	40.000	76	27Gam Cas	2.3000	30000.	80	44948	No
38	GOM_NL__2PRFIN20101005_043457_000000432093_00305_44948_5126.N1	05-OCT-2010 04:34:57	Bright	42.500	160	23Gam Per	2.9300	4700.0	85	44948	No
39	GOM_NL__2PRFIN20101005_045759_000000372093_00305_44948_5127.N1	05-OCT-2010 04:57:59	Bright	36.500	166	17Eps Leo	2.9800	6000.0	73	44948	No
40	GOM_NL__2PRFIN20101005_051516_000000502093_00305_44948_5128.N1	05-OCT-2010 05:15:16	Dark	49.500	132	15Rho Pup	2.8030	6900.0	99	44948	No
41	GOM_NL__2PRFIN20101005_051855_000000412093_00305_44948_5129.N1	05-OCT-2010 05:18:55	Dark	41.000	70	Zet Pup	2.2460	39000.	82	44948	No
42	GOM_NL__2PRFIN20101005_052103_000000572093_00305_44948_5130.N1	05-OCT-2010 05:21:03	Dark	57.000	23	21Eps CMa	1.5020	26000.	114	44948	No

43	GOM_NL__2PRFIN20101005_052828_000000302093_00306_44949_5147.N1	05-OCT-2010 05:28:28	Dark	30.000	108	Alp Col	2.6520	15200.	60	44949	No
44	GOM_NL__2PRFIN20101005_053751_000000482093_00306_44949_5148.N1	05-OCT-2010 05:37:51	Straylight	48.000	157	The1Eri	2.9060	9300.0	96	44949	No
45	GOM_NL__2PRFIN20101005_054801_000000482093_00306_44949_5149.N1	05-OCT-2010 05:48:01	Straylight	47.500	52	16Bet Cet	2.0370	4500.0	95	44949	No
46	GOM_NL__2PRFIN20101005_055811_000000382093_00306_44949_5150.N1	05-OCT-2010 05:58:11	Bright	37.500	140	88Gam Peg	2.8340	26000.	75	44949	No
47	GOM_NL__2PRFIN20101005_060217_000000382093_00306_44949_5151.N1	05-OCT-2010 06:02:17	Bright	37.500	58	21Alp And	2.0730	11000.	75	44949	No
48	GOM_NL__2PRFIN20101005_060540_000000442093_00306_44949_5152.N1	05-OCT-2010 06:05:40	Bright	43.500	53	43Bet And	2.0480	3300.0	87	44949	No
49	GOM_NL__2PRFIN20101005_061041_000000402093_00306_44949_5153.N1	05-OCT-2010 06:10:41	Bright	40.000	68	18Alp Cas	2.2250	4500.0	80	44949	No
50	GOM_NL__2PRFIN20101005_061207_000000402093_00306_44949_5154.N1	05-OCT-2010 06:12:07	Bright	40.000	76	27Gam Cas	2.3000	30000.	80	44949	No
51	GOM_NL__2PRFIN20101005_061532_000000432093_00306_44949_5155.N1	05-OCT-2010 06:15:32	Bright	42.500	160	23Gam Per	2.9300	4700.0	85	44949	No
52	GOM_NL__2PRFIN20101005_063835_000000362093_00306_44949_5156.N1	05-OCT-2010 06:38:35	Bright	36.000	166	17Eps Leo	2.9800	6000.0	72	44949	No
53	GOM_NL__2PRFIN20101005_065553_000000512093_00306_44949_5157.N1	05-OCT-2010 06:55:53	Dark	50.500	132	15Rho Pup	2.8030	6900.0	101	44949	No
54	GOM_NL__2PRFIN20101005_065932_000000432093_00306_44949_5158.N1	05-OCT-2010 06:59:32	Dark	43.000	70	Zet Pup	2.2460	39000.	86	44949	No
55	GOM_NL__2PRFIN20101005_070141_000000602093_00306_44949_5159.N1	05-OCT-2010 07:01:41	Dark	60.000	23	21Eps CMa	1.5020	26000.	120	44949	No
56	GOM_NL__2PRFIN20101005_070905_000000282093_00307_44950_5155.N1	05-OCT-2010 07:09:05	Dark	28.000	108	Alp Col	2.6520	15200.	56	44950	No
57	GOM_NL__2PRFIN20101005_071827_000000482093_00307_44950_5156.N1	05-OCT-2010 07:18:27	Straylight	47.500	157	The1Eri	2.9060	9300.0	95	44950	No
58	GOM_NL__2PRFIN20101005_072838_000000462093_00307_44950_5157.N1	05-OCT-2010 07:28:38	Straylight	46.000	52	16Bet Cet	2.0370	4500.0	92	44950	No
59	GOM_NL__2PRFIN20101005_073847_000000392093_00307_44950_5158.N1	05-OCT-2010 07:38:47	Bright	39.000	140	88Gam Peg	2.8340	26000.	78	44950	No
60	GOM_NL__2PRFIN20101005_074253_000000402093_00307_44950_5159.N1	05-OCT-2010 07:42:53	Bright	39.500	58	21Alp And	2.0730	11000.	79	44950	No
61	GOM_NL__2PRFIN20101005_074615_000000432093_00307_44950_5160.N1	05-OCT-2010 07:46:15	Bright	43.000	53	43Bet And	2.0480	3300.0	86	44950	No
62	GOM_NL__2PRFIN20101005_075117_000000412093_00307_44950_5161.N1	05-OCT-2010 07:51:17	Bright	40.500	68	18Alp Cas	2.2250	4500.0	81	44950	No
63	GOM_NL__2PRFIN20101005_075242_000000392093_00307_44950_5162.N1	05-OCT-2010 07:52:42	Bright	39.000	76	27Gam Cas	2.3000	30000.	78	44950	No
64	GOM_NL__2PRFIN20101005_075607_000000462093_00307_44950_5163.N1	05-OCT-2010 07:56:07	Bright	46.000	160	23Gam Per	2.9300	4700.0	92	44950	No
65	GOM_NL__2PRFIN20101005_081911_000000372093_00307_44950_5164.N1	05-OCT-2010 08:19:11	Bright	36.500	166	17Eps Leo	2.9800	6000.0	73	44950	No
66	GOM_NL__2PRFIN20101005_083629_000000462093_00307_44950_5165.N1	05-OCT-2010 08:36:29	Dark	46.000	132	15Rho Pup	2.8030	6900.0	92	44950	No
67	GOM_NL__2PRFIN20101005_084009_000000412093_00307_44950_5166.N1	05-OCT-2010 08:40:09	Dark	41.000	70	Zet Pup	2.2460	39000.	82	44950	No
68	GOM_NL__2PRFIN20101005_084943_000000282093_00308_44951_5193.N1	05-OCT-2010 08:49:43	Dark	28.000	108	Alp Col	2.6520	15200.	56	44951	No
69	GOM_NL__2PRFIN20101005_085904_000000502093_00308_44951_5194.N1	05-OCT-2010 08:59:04	Straylight	49.500	157	The1Eri	2.9060	9300.0	99	44951	No
70	GOM_NL__2PRFIN20101005_090913_000000452093_00308_44951_5195.N1	05-OCT-2010 09:09:13	Straylight	44.500	52	16Bet Cet	2.0370	4500.0	89	44951	No
71	GOM_NL__2PRFIN20101005_091923_000000402093_00308_44951_5196.N1	05-OCT-2010 09:19:23	Bright	40.000	140	88Gam Peg	2.8340	26000.	80	44951	No
72	GOM_NL__2PRFIN20101005_092328_000000382093_00308_44951_5197.N1	05-OCT-2010 09:23:28	Bright	38.000	58	21Alp And	2.0730	11000.	76	44951	No
73	GOM_NL__2PRFIN20101005_092650_000000472093_00308_44951_5198.N1	05-OCT-2010 09:26:50	Bright	46.500	53	43Bet And	2.0480	3300.0	93	44951	No
74	GOM_NL__2PRFIN20101005_093153_000000412093_00308_44951_5199.N1	05-OCT-2010 09:31:53	Bright	41.000	68	18Alp Cas	2.2250	4500.0	82	44951	No
75	GOM_NL__2PRFIN20101005_093318_000000392093_00308_44951_5200.N1	05-OCT-2010 09:33:18	Bright	39.000	76	27Gam Cas	2.3000	30000.	78	44951	No
76	GOM_NL__2PRFIN20101005_093642_000000462093_00308_44951_5201.N1	05-OCT-2010 09:36:42	Bright	46.000	160	23Gam Per	2.9300	4700.0	92	44951	No
77	GOM_NL__2PRFIN20101005_095947_000000362093_00308_44951_5202.N1	05-OCT-2010 09:59:47	Bright	35.500	166	17Eps Leo	2.9800	6000.0	71	44951	No
78	GOM_NL__2PRFIN20101005_101706_000000452093_00308_44951_5203.N1	05-OCT-2010 10:17:06	Dark	45.000	132	15Rho Pup	2.8030	6900.0	90	44951	No
79	GOM_NL__2PRFIN20101005_102045_000000422093_00308_44951_5204.N1	05-OCT-2010 10:20:45	Dark	42.000	70	Zet Pup	2.2460	39000.	84	44951	No
80	GOM_NL__2PRFIN20101005_103020_000000262093_00309_44952_5219.N1	05-OCT-2010 10:30:20	Dark	26.000	108	Alp Col	2.6520	15200.	52	44952	No
81	GOM_NL__2PRFIN20101005_103940_000000492093_00309_44952_5220.N1	05-OCT-2010 10:39:40	Straylight	49.000	157	The1Eri	2.9060	9300.0	98	44952	No
82	GOM_NL__2PRFIN20101005_104949_000000482093_00309_44952_5221.N1	05-OCT-2010 10:49:49	Straylight	47.500	52	16Bet Cet	2.0370	4500.0	95	44952	No
83	GOM_NL__2PRFIN20101005_105958_000000392093_00309_44952_5222.N1	05-OCT-2010 10:59:58	Bright	38.500	140	88Gam Peg	2.8340	26000.	77	44952	No
84	GOM_NL__2PRFIN20101005_110404_000000392093_00309_44952_5223.N1	05-OCT-2010 11:04:04	Bright	38.500	58	21Alp And	2.0730	11000.	77	44952	No
85	GOM_NL__2PRFIN20101005_110726_000000472093_00309_44952_5224.N1	05-OCT-2010 11:07:26	Bright	46.500	53	43Bet And	2.0480	3300.0	93	44952	No
86	GOM_NL__2PRFIN20101005_111228_000000412093_00309_44952_5225.N1	05-OCT-2010 11:12:28	Bright	40.500	68	18Alp Cas	2.2250	4500.0	81	44952	No
87	GOM_NL__2PRFIN20101005_111353_000000392093_00309_44952_5226.N1	05-OCT-2010 11:13:53	Bright	39.000	76	27Gam Cas	2.3000	30000.	78	44952	No
88	GOM_NL__2PRFIN20101005_111716_000000492093_00309_44952_5227.N1	05-OCT-2010 11:17:16	Bright	49.000	160	23Gam Per	2.9300	4700.0	98	44952	No
89	GOM_NL__2PRFIN20101005_114023_000000372093_00309_44952_5228.N1	05-OCT-2010 11:40:23	Bright	36.500	166	17Eps Leo	2.9800	6000.0	73	44952	No
90	GOM_NL__2PRFIN20101005_115743_000000492093_00309_44952_5229.N1	05-OCT-2010 11:57:43	Dark	48.500	132	15Rho Pup	2.8030	6900.0	97	44952	No
91	GOM_NL__2PRFIN20101005_120122_000000442093_00309_44952_5230.N1	05-OCT-2010 12:01:22	Dark	43.500	70	Zet Pup	2.2460	39000.	87	44952	No
92	GOM_NL__2PRFIN20101005_120333_000000552093_00309_44952_5231.N1	05-OCT-2010 12:03:33	Dark	54.500	23	21Eps CMa	1.5020	26000.	109	44952	No
93	GOM_NL__2PRFIN20101005_121058_000000262093_00310_44953_5241.N1	05-OCT-2010 12:10:58	Dark	26.000	108	Alp Col	2.6520	15200.	52	44953	No
94	GOM_NL__2PRFIN20101005_122017_000000462093_00310_44953_5242.N1	05-OCT-2010 12:20:17	Straylight	46.000	157	The1Eri	2.9060	9300.0	92	44953	No
95	GOM_NL__2PRFIN20101005_123025_000000472093_00310_44953_5243.N1	05-OCT-2010 12:30:25	Straylight	46.500	52	16Bet Cet	2.0370	4500.0	93	44953	No
96	GOM_NL__2PRFIN20101005_124034_000000392093_00310_44953_5244.N1	05-OCT-2010 12:40:34	Bright	38.500	140	88Gam Peg	2.8340	26000.	77	44953	No
97	GOM_NL__2PRFIN20101005_124439_000000382093_00310_44953_5245.N1	05-OCT-2010 12:44:39	Bright	38.000	58	21Alp And	2.0730	11000.	76	44953	No
98	GOM_NL__2PRFIN20101005_124801_000000432093_00310_44953_5246.N1	05-OCT-2010 12:48:01	Bright	43.000	53	43Bet And	2.0480	3300.0	86	44953	No
99	GOM_NL__2PRFIN20101005_125303_000000412093_00310_44953_5247.N1	05-OCT-2010 12:53:03	Bright	40.500	68	18Alp Cas	2.2250	4500.0	81	44953	No
100	GOM_NL__2PRFIN20101005_125429_000000392093_00310_44953_5248.N1	05-OCT-2010 12:54:29	Bright	39.000	76	27Gam Cas	2.3000	30000.	78	44953	No
101	GOM_NL__2PRFIN20101005_125751_000000492093_00310_44953_5249.N1	05-OCT-2010 12:57:51	Bright	49.000	160	23Gam Per	2.9300	4700.0	98	44953	No

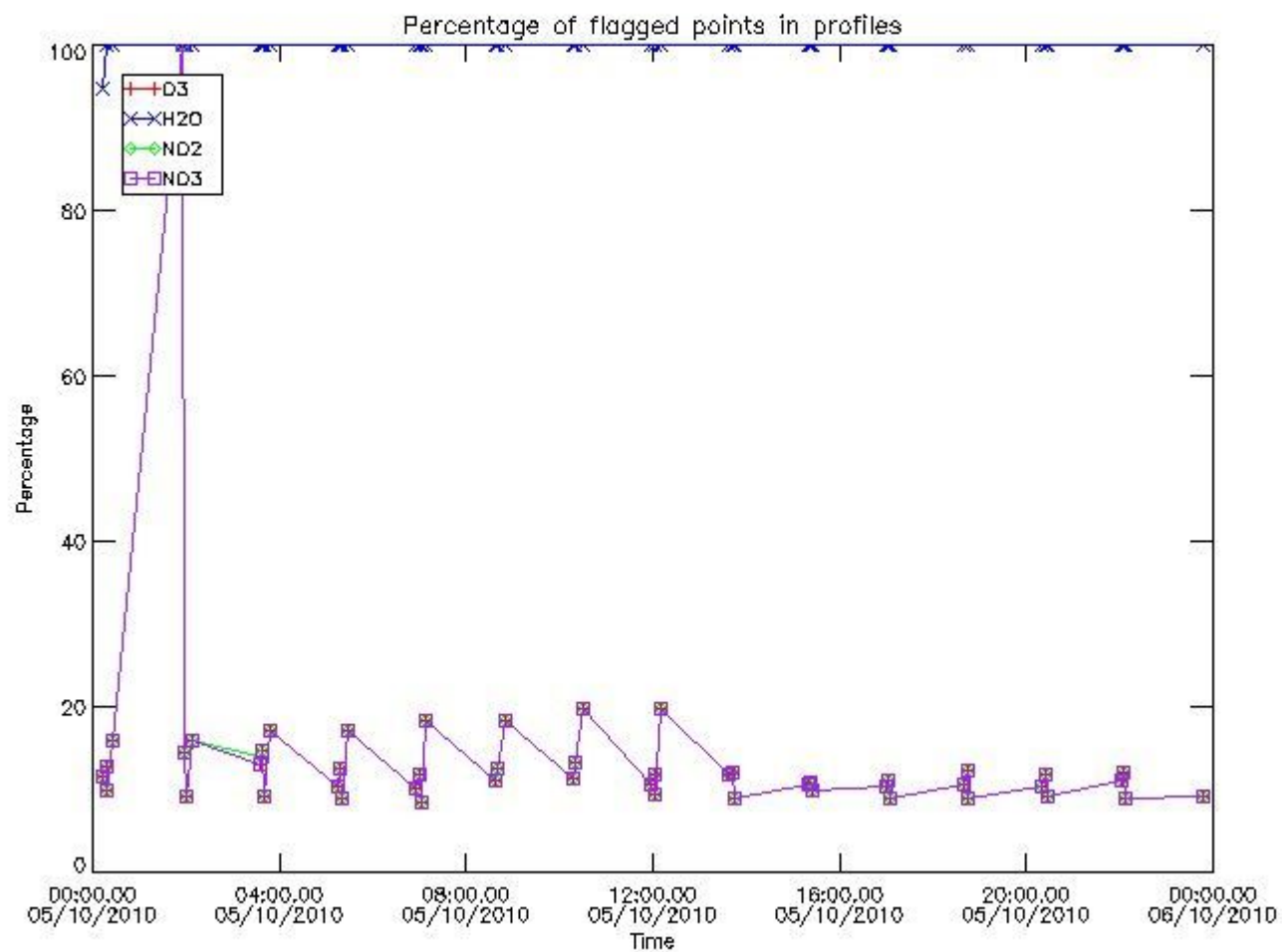
102	GOM_NL__2PRFIN20101005_132059_000000372093_00310_44953_5250.N1	05-OCT-2010 13:20:59	Bright	36.500	166	17Eps Leo	2.9800	6000.0	73	44953	No
103	GOM_NL__2PRFIN20101005_133820_000000482093_00310_44953_5251.N1	05-OCT-2010 13:38:20	Dark	47.500	132	15Rho Pup	2.8030	6900.0	95	44953	No
104	GOM_NL__2PRFIN20101005_134159_000000432093_00310_44953_5252.N1	05-OCT-2010 13:41:59	Dark	42.500	70	Zet Pup	2.2460	39000.	85	44953	No
105	GOM_NL__2PRFIN20101005_134410_000000572093_00310_44953_5253.N1	05-OCT-2010 13:44:10	Dark	57.000	23	21Eps CMa	1.5020	26000.	114	44953	No
106	GOM_NL__2PRFIN20101005_140054_000000472093_00311_44954_5272.N1	05-OCT-2010 14:00:54	Straylight	47.000	157	The1Eri	2.9060	9300.0	94	44954	No
107	GOM_NL__2PRFIN20101005_141101_000000472093_00311_44954_5273.N1	05-OCT-2010 14:11:01	Straylight	47.000	52	16Bet Cet	2.0370	4500.0	94	44954	No
108	GOM_NL__2PRFIN20101005_142110_000000392093_00311_44954_5274.N1	05-OCT-2010 14:21:10	Bright	39.000	140	88Gam Peg	2.8340	26000.	78	44954	No
109	GOM_NL__2PRFIN20101005_142515_000000392093_00311_44954_5275.N1	05-OCT-2010 14:25:15	Bright	38.500	58	21Alp And	2.0730	11000.	77	44954	No
110	GOM_NL__2PRFIN20101005_142836_000000442093_00311_44954_5276.N1	05-OCT-2010 14:28:36	Bright	43.500	53	43Bet And	2.0480	3300.0	87	44954	No
111	GOM_NL__2PRFIN20101005_143339_000000362093_00311_44954_5277.N1	05-OCT-2010 14:33:39	Bright	36.000	68	18Alp Cas	2.2250	4500.0	72	44954	No
112	GOM_NL__2PRFIN20101005_143505_000000402093_00311_44954_5278.N1	05-OCT-2010 14:35:05	Bright	39.500	76	27Gam Cas	2.3000	30000.	79	44954	No
113	GOM_NL__2PRFIN20101005_143826_000000492093_00311_44954_5279.N1	05-OCT-2010 14:38:26	Bright	48.500	160	23Gam Per	2.9300	4700.0	97	44954	No
114	GOM_NL__2PRFIN20101005_150135_000000372093_00311_44954_5280.N1	05-OCT-2010 15:01:35	Bright	36.500	166	17Eps Leo	2.9800	6000.0	73	44954	No
115	GOM_NL__2PRFIN20101005_151857_000000482093_00311_44954_5281.N1	05-OCT-2010 15:18:57	Dark	48.000	132	15Rho Pup	2.8030	6900.0	96	44954	No
116	GOM_NL__2PRFIN20101005_152235_000000472093_00311_44954_5282.N1	05-OCT-2010 15:22:35	Dark	47.000	70	Zet Pup	2.2460	39000.	94	44954	No
117	GOM_NL__2PRFIN20101005_152447_000000572093_00311_44954_5283.N1	05-OCT-2010 15:24:47	Dark	56.500	23	21Eps CMa	1.5020	26000.	113	44954	No
118	GOM_NL__2PRFIN20101005_154130_000000482093_00312_44955_5291.N1	05-OCT-2010 15:41:30	Straylight	47.500	157	The1Eri	2.9060	9300.0	95	44955	No
119	GOM_NL__2PRFIN20101005_155137_000000492093_00312_44955_5292.N1	05-OCT-2010 15:51:37	Straylight	49.000	52	16Bet Cet	2.0370	4500.0	98	44955	No
120	GOM_NL__2PRFIN20101005_160145_000000392093_00312_44955_5293.N1	05-OCT-2010 16:01:45	Bright	38.500	140	88Gam Peg	2.8340	26000.	77	44955	No
121	GOM_NL__2PRFIN20101005_160551_000000372093_00312_44955_5294.N1	05-OCT-2010 16:05:51	Bright	37.000	58	21Alp And	2.0730	11000.	74	44955	No
122	GOM_NL__2PRFIN20101005_160912_000000482093_00312_44955_5295.N1	05-OCT-2010 16:09:12	Bright	47.500	53	43Bet And	2.0480	3300.0	95	44955	No
123	GOM_NL__2PRFIN20101005_161415_000000402093_00312_44955_5296.N1	05-OCT-2010 16:14:15	Bright	39.500	68	18Alp Cas	2.2250	4500.0	79	44955	No
124	GOM_NL__2PRFIN20101005_161540_000000402093_00312_44955_5297.N1	05-OCT-2010 16:15:40	Bright	39.500	76	27Gam Cas	2.3000	30000.	79	44955	No
125	GOM_NL__2PRFIN20101005_161901_000000512093_00312_44955_5298.N1	05-OCT-2010 16:19:01	Bright	51.000	160	23Gam Per	2.9300	4700.0	102	44955	No
126	GOM_NL__2PRFIN20101005_164211_000000552093_00312_44955_5299.N1	05-OCT-2010 16:42:11	Bright	55.000	166	17Eps Leo	2.9800	6000.0	110	44955	No
127	GOM_NL__2PRFIN20101005_165934_000000492093_00312_44955_5300.N1	05-OCT-2010 16:59:34	Dark	49.000	132	15Rho Pup	2.8030	6900.0	98	44955	No
128	GOM_NL__2PRFIN20101005_170312_000000462093_00312_44955_5301.N1	05-OCT-2010 17:03:12	Dark	45.500	70	Zet Pup	2.2460	39000.	91	44955	No
129	GOM_NL__2PRFIN20101005_170524_000000572093_00312_44955_5302.N1	05-OCT-2010 17:05:24	Dark	57.000	23	21Eps CMa	1.5020	26000.	114	44955	No
130	GOM_NL__2PRFIN20101005_172207_000000492093_00313_44956_5347.N1	05-OCT-2010 17:22:07	Straylight	48.500	157	The1Eri	2.9060	9300.0	97	44956	No
131	GOM_NL__2PRFIN20101005_173213_000000492093_00313_44956_5348.N1	05-OCT-2010 17:32:13	Straylight	48.500	52	16Bet Cet	2.0370	4500.0	97	44956	No
132	GOM_NL__2PRFIN20101005_174222_000000392093_00313_44956_5349.N1	05-OCT-2010 17:42:22	Bright	39.000	140	88Gam Peg	2.8340	26000.	78	44956	No
133	GOM_NL__2PRFIN20101005_174627_000000392093_00313_44956_5350.N1	05-OCT-2010 17:46:27	Bright	39.000	58	21Alp And	2.0730	11000.	78	44956	No
134	GOM_NL__2PRFIN20101005_174947_000000482093_00313_44956_5351.N1	05-OCT-2010 17:49:47	Bright	48.000	53	43Bet And	2.0480	3300.0	96	44956	No
135	GOM_NL__2PRFIN20101005_175450_000000422093_00313_44956_5352.N1	05-OCT-2010 17:54:50	Bright	42.000	68	18Alp Cas	2.2250	4500.0	84	44956	No
136	GOM_NL__2PRFIN20101005_175616_000000402093_00313_44956_5353.N1	05-OCT-2010 17:56:16	Bright	39.500	76	27Gam Cas	2.3000	30000.	79	44956	No
137	GOM_NL__2PRFIN20101005_175937_000000522093_00313_44956_5354.N1	05-OCT-2010 17:59:37	Bright	51.500	160	23Gam Per	2.9300	4700.0	103	44956	No
138	GOM_NL__2PRFIN20101005_182248_000000382093_00313_44956_5355.N1	05-OCT-2010 18:22:48	Bright	37.500	166	17Eps Leo	2.9800	6000.0	75	44956	No
139	GOM_NL__2PRFIN20101005_184011_000000492093_00313_44956_5356.N1	05-OCT-2010 18:40:11	Dark	48.500	132	15Rho Pup	2.8030	6900.0	97	44956	No
140	GOM_NL__2PRFIN20101005_184349_000000422093_00313_44956_5357.N1	05-OCT-2010 18:43:49	Dark	41.500	70	Zet Pup	2.2460	39000.	83	44956	No
141	GOM_NL__2PRFIN20101005_184602_000000582093_00313_44956_5358.N1	05-OCT-2010 18:46:02	Dark	57.500	23	21Eps CMa	1.5020	26000.	115	44956	No
142	GOM_NL__2PRFIN20101005_190243_000000492093_00314_44957_5382.N1	05-OCT-2010 19:02:43	Straylight	49.000	157	The1Eri	2.9060	9300.0	98	44957	No
143	GOM_NL__2PRFIN20101005_191250_000000482093_00314_44957_5383.N1	05-OCT-2010 19:12:50	Straylight	47.500	52	16Bet Cet	2.0370	4500.0	95	44957	No
144	GOM_NL__2PRFIN20101005_192257_000000392093_00314_44957_5384.N1	05-OCT-2010 19:22:57	Bright	39.000	140	88Gam Peg	2.8340	26000.	78	44957	No
145	GOM_NL__2PRFIN20101005_192702_000000382093_00314_44957_5385.N1	05-OCT-2010 19:27:02	Bright	38.000	58	21Alp And	2.0730	11000.	76	44957	No
146	GOM_NL__2PRFIN20101005_193022_000000462093_00314_44957_5386.N1	05-OCT-2010 19:30:22	Bright	46.000	53	43Bet And	2.0480	3300.0	92	44957	No
147	GOM_NL__2PRFIN20101005_193526_000000432093_00314_44957_5387.N1	05-OCT-2010 19:35:26	Bright	42.500	68	18Alp Cas	2.2250	4500.0	85	44957	No
148	GOM_NL__2PRFIN20101005_193651_000000412093_00314_44957_5388.N1	05-OCT-2010 19:36:51	Bright	40.500	76	27Gam Cas	2.3000	30000.	81	44957	No
149	GOM_NL__2PRFIN20101005_194012_000000522093_00314_44957_5389.N1	05-OCT-2010 19:40:12	Bright	52.000	160	23Gam Per	2.9300	4700.0	104	44957	No
150	GOM_NL__2PRFIN20101005_200324_000000372093_00314_44957_5390.N1	05-OCT-2010 20:03:24	Bright	37.000	166	17Eps Leo	2.9800	6000.0	74	44957	No
151	GOM_NL__2PRFIN20101005_202048_000000502093_00314_44957_5391.N1	05-OCT-2010 20:20:48	Dark	49.500	132	15Rho Pup	2.8030	6900.0	99	44957	No
152	GOM_NL__2PRFIN20101005_202426_000000432093_00314_44957_5392.N1	05-OCT-2010 20:24:26	Dark	43.000	70	Zet Pup	2.2460	39000.	86	44957	No
153	GOM_NL__2PRFIN20101005_202639_000000552093_00314_44957_5393.N1	05-OCT-2010 20:26:39	Dark	55.000	23	21Eps CMa	1.5020	26000.	110	44957	No
154	GOM_NL__2PRFIN20101005_204320_000000492093_00315_44958_5429.N1	05-OCT-2010 20:43:20	Straylight	48.500	157	The1Eri	2.9060	9300.0	97	44958	No
155	GOM_NL__2PRFIN20101005_205326_000000542093_00315_44958_5430.N1	05-OCT-2010 20:53:26	Straylight	54.000	52	16Bet Cet	2.0370	4500.0	108	44958	No
156	GOM_NL__2PRFIN20101005_210333_000000392093_00315_44958_5431.N1	05-OCT-2010 21:03:33	Bright	39.000	140	88Gam Peg	2.8340	26000.	78	44958	No
157	GOM_NL__2PRFIN20101005_210738_000000392093_00315_44958_5432.N1	05-OCT-2010 21:07:38	Bright	38.500	58	21Alp And	2.0730	11000.	77	44958	No
158	GOM_NL__2PRFIN20101005_211058_000000432093_00315_44958_5433.N1	05-OCT-2010 21:10:58	Bright	42.500	53	43Bet And	2.0480	3300.0	85	44958	No
159	GOM_NL__2PRFIN20101005_211602_000000402093_00315_44958_5434.N1	05-OCT-2010 21:16:02	Bright	39.500	68	18Alp Cas	2.2250	4500.0	79	44958	No
160	GOM_NL__2PRFIN20101005_211727_000000402093_00315_44958_5435.N1	05-OCT-2010 21:17:27	Bright	40.000	76	27Gam Cas	2.3000	30000.	80	44958	No

161	GOM_NL__2PRFIN20101005_212046_000000542093_00315_44958_5436.N1	05-OCT-2010 21:20:46	Bright	54.000	160	23Gam Per	2.9300	4700.0	108	44958	No
162	GOM_NL__2PRFIN20101005_214400_000000362093_00315_44958_5437.N1	05-OCT-2010 21:44:00	Bright	35.500	166	17Eps Leo	2.9800	6000.0	71	44958	No
163	GOM_NL__2PRFIN20101005_220124_000000512093_00315_44958_5438.N1	05-OCT-2010 22:01:24	Dark	50.500	132	15Rho Pup	2.8030	6900.0	101	44958	No
164	GOM_NL__2PRFIN20101005_220502_000000422093_00315_44958_5439.N1	05-OCT-2010 22:05:02	Dark	42.000	70	Zet Pup	2.2460	39000.	84	44958	No
165	GOM_NL__2PRFIN20101005_220717_000000572093_00315_44958_5440.N1	05-OCT-2010 22:07:17	Dark	56.500	23	21Eps CMa	1.5020	26000.	113	44958	No
166	GOM_NL__2PRFIN20101005_222356_000000482093_00316_44959_5490.N1	05-OCT-2010 22:23:56	Straylight	48.000	157	The1Eri	2.9060	9300.0	96	44959	No
167	GOM_NL__2PRFIN20101005_223401_000000492093_00316_44959_5491.N1	05-OCT-2010 22:34:01	Straylight	48.500	52	16Bet Cet	2.0370	4500.0	97	44959	No
168	GOM_NL__2PRFIN20101005_224409_000000382093_00316_44959_5492.N1	05-OCT-2010 22:44:09	Bright	38.000	140	88Gam Peg	2.8340	26000.	76	44959	No
169	GOM_NL__2PRFIN20101005_224814_000000382093_00316_44959_5493.N1	05-OCT-2010 22:48:14	Bright	38.000	58	21Alp And	2.0730	11000.	76	44959	No
170	GOM_NL__2PRFIN20101005_225133_000000452093_00316_44959_5494.N1	05-OCT-2010 22:51:33	Bright	44.500	53	43Bet And	2.0480	3300.0	89	44959	No
171	GOM_NL__2PRFIN20101005_225637_000000412093_00316_44959_5495.N1	05-OCT-2010 22:56:37	Bright	41.000	68	18Alp Cas	2.2250	4500.0	82	44959	No
172	GOM_NL__2PRFIN20101005_225803_000000372093_00316_44959_5496.N1	05-OCT-2010 22:58:03	Bright	36.500	76	27Gam Cas	2.3000	30000.	73	44959	No
173	GOM_NL__2PRFIN20101005_230122_000000482093_00316_44959_5497.N1	05-OCT-2010 23:01:22	Bright	47.500	160	23Gam Per	2.9300	4700.0	95	44959	No
174	GOM_NL__2PRFIN20101005_232436_000000362093_00316_44959_5498.N1	05-OCT-2010 23:24:36	Bright	35.500	166	17Eps Leo	2.9800	6000.0	71	44959	No
175	GOM_NL__2PRFIN20101005_234754_000000562093_00316_44959_5499.N1	05-OCT-2010 23:47:54	Dark	56.000	23	21Eps CMa	1.5020	26000.	112	44959	No

3. Quality information per product

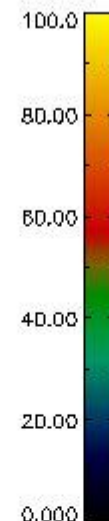
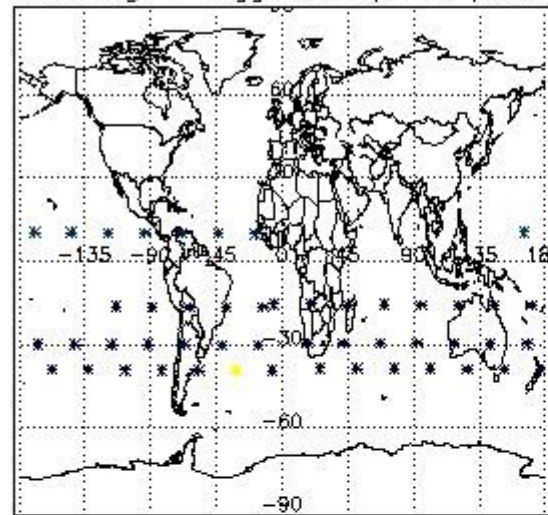
In this section it is plotted some information contained in the Quality Summary data set of the level 2 products. Only products in dark limb conditions and without errors (error flag in the MPH set to "0") are used.

3.1 Plot quality information per product (time dependant)

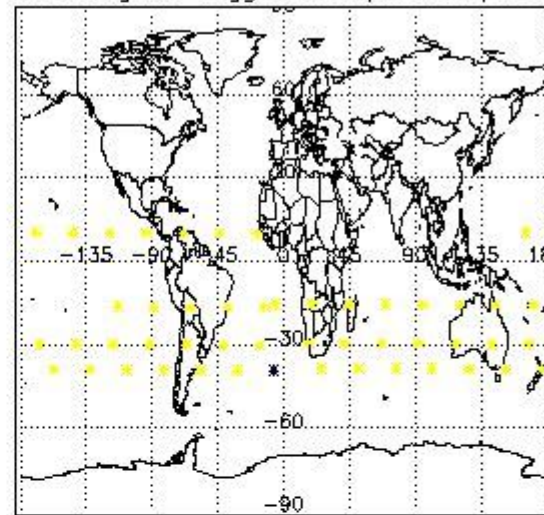


3.2 Plot quality information per product (world map)

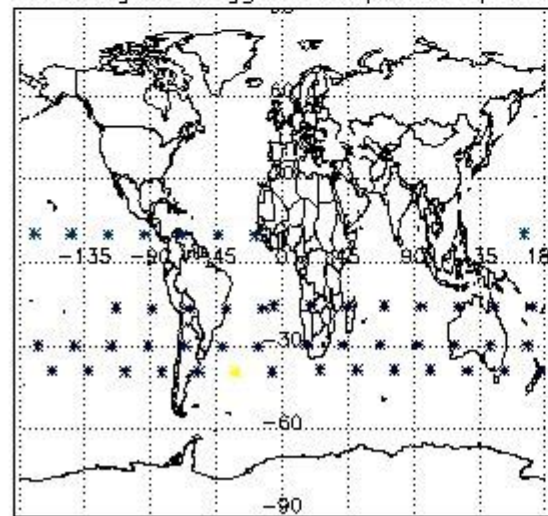
Percentage of flagged data per O3 profile



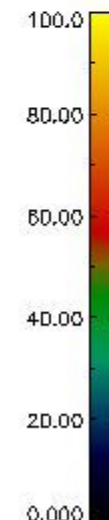
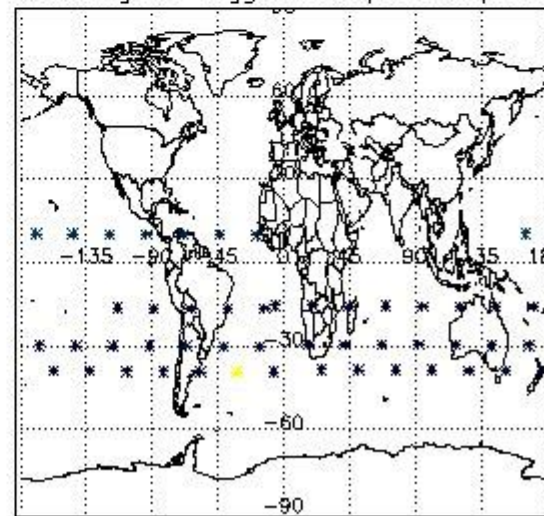
Percentage of flagged data per H2O profile



Percentage of flagged data per NO2 profile



Percentage of flagged data per NO3 profile

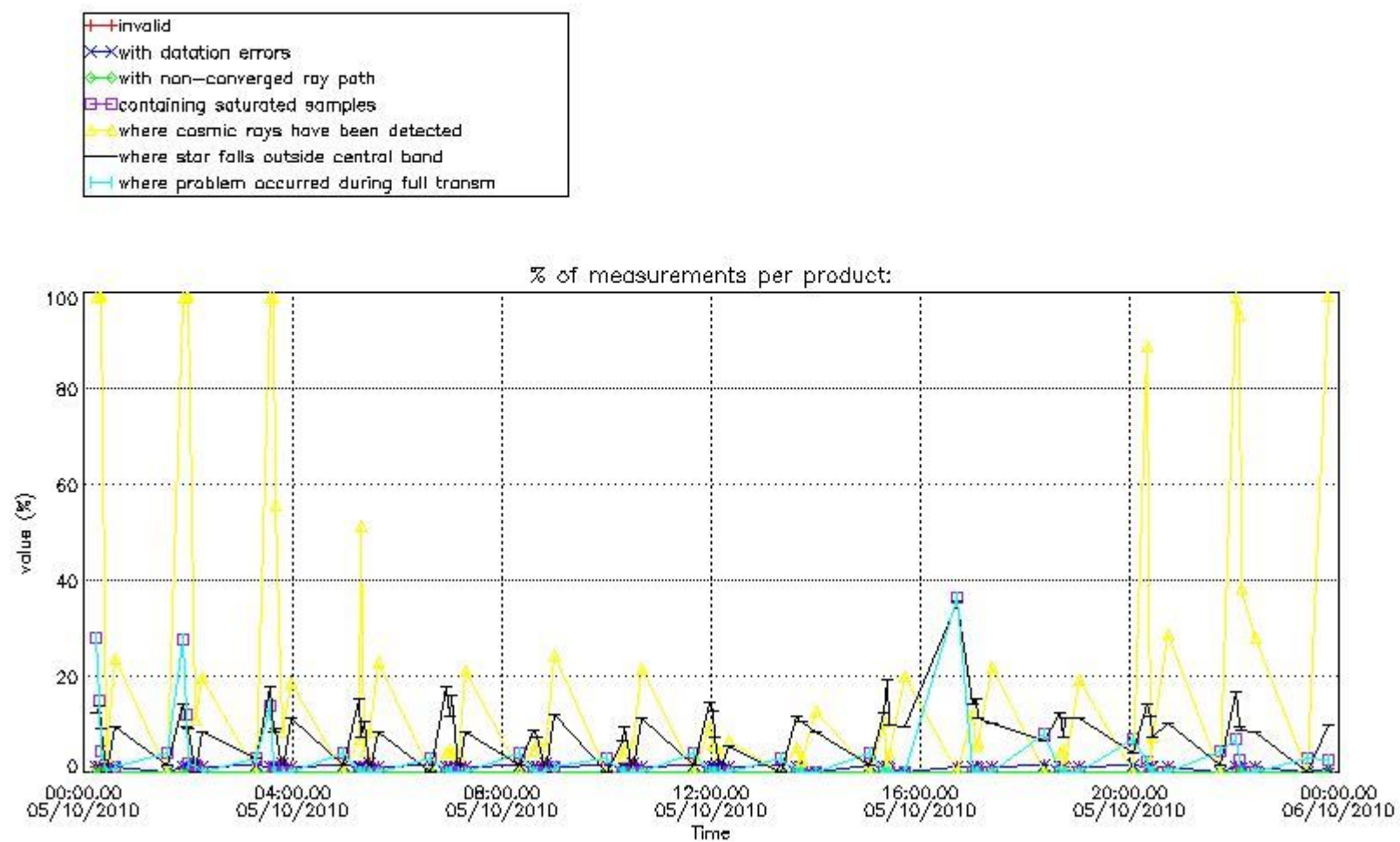


4. Level 1 quality information per product

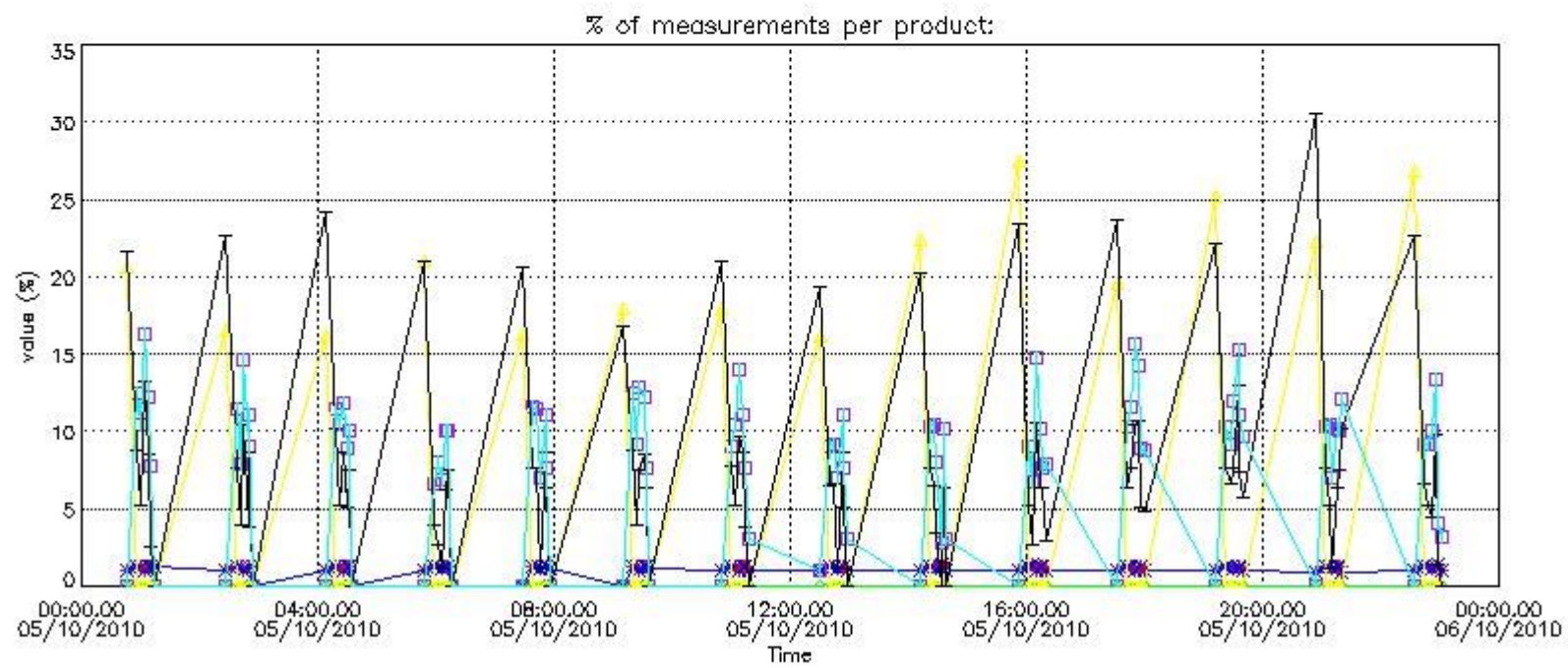
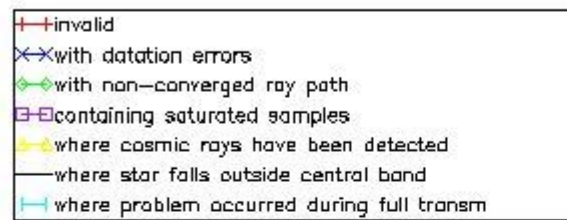
In this section it is plotted some information contained in the Quality Summary data set of the level 2 products that comes from the level 1b processing. Products without errors (error flag in the MPH set to "0") are used.

4.1 Plot quality information per product (time dependant) coming from level 1b processing

4.1.1 Plot level 1 quality information per product (time dependant): ENVISAT ASCENDING passes

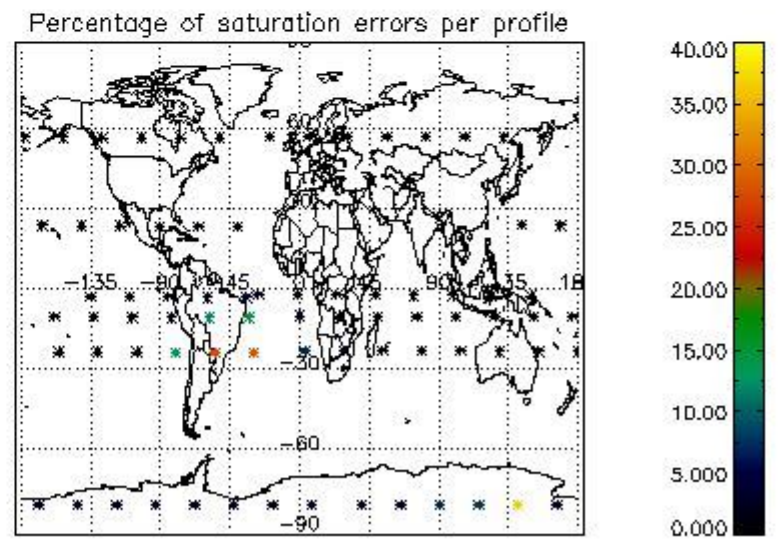
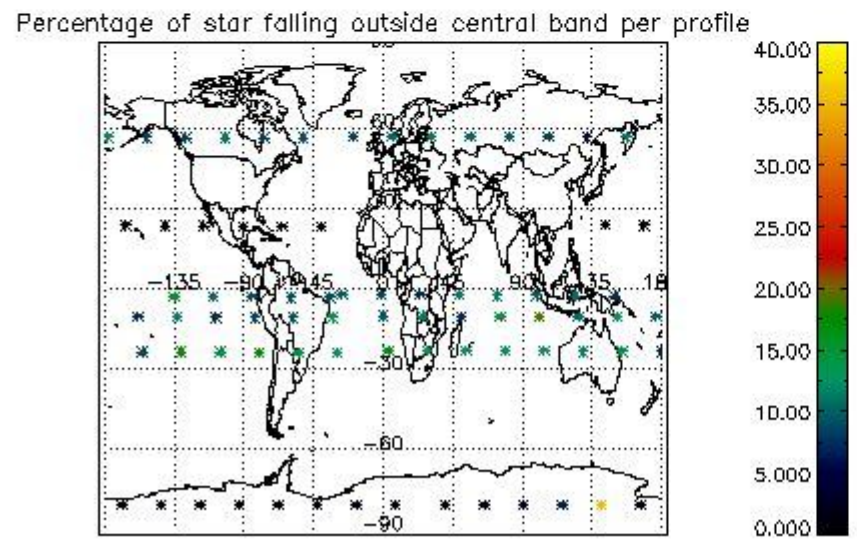
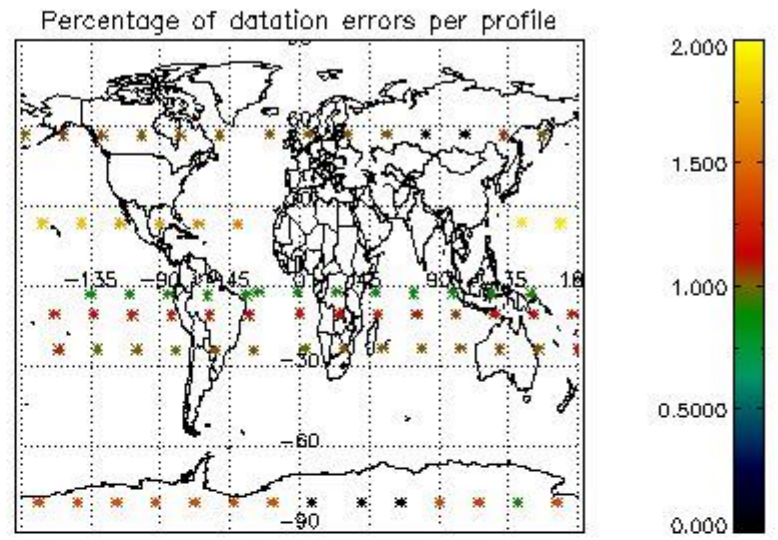
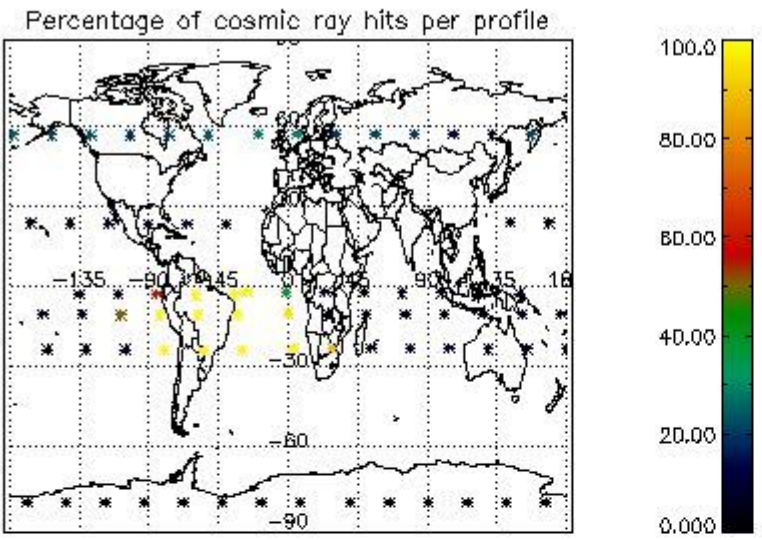


4.1.2 Plot level 1 quality information per product (time dependant): ENVI SAT DESCENDING passes

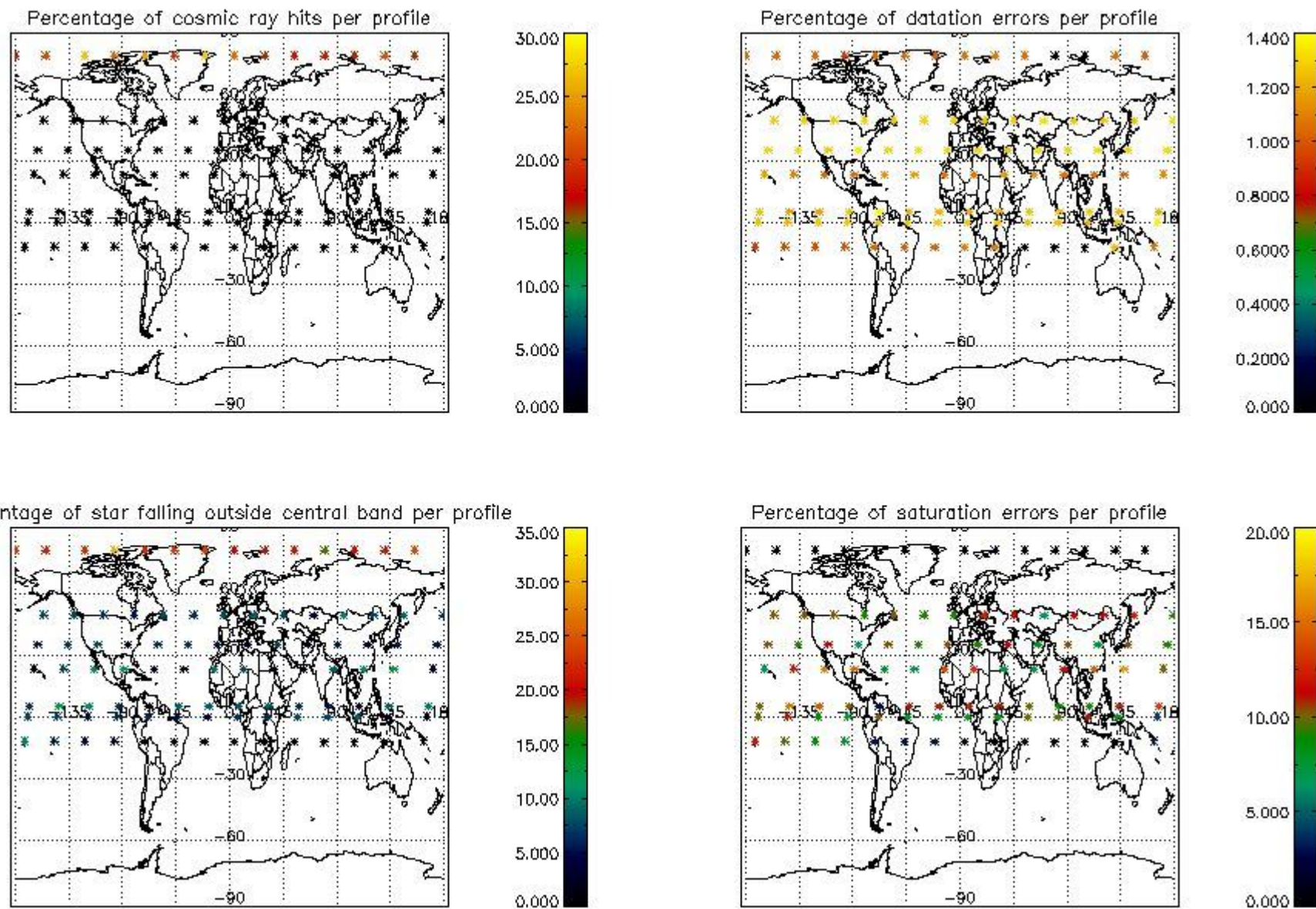


4.2 Plot quality information per product coming from level 1b processing (world map)

4.2.1 Plot level 1 quality information per product (world map): ENVISAT ASCENDING passes



4.2.2 Plot level 1 quality information per product (world map): ENVISAT DESCENDING passes



5. Trace gas profiles

5.1 Ozone statistics based on quality of products

The final quality of the products can be "measured" using the STD (Standard Deviation) attached to every point profile. This information is written to the parameter GOM_NL__2P/NL_LOCAL_SPECIES_DENSITY/o3_std of the level 2 products. The table below shows the statistics for given STD ranges.

The statistics are given with respect to the overall valid production:

- Products without fatal errors: GOM_NL__2P/MPH/PRODUCT_ERR=0
- Valid point profile: GOM_NL__2P/NL_LOCAL_SPECIES_DENSITY/pcd(0)=0

The 'Criteria' is applied to valid points of dark limb products:

- Products in dark limb illumination condition: GOM_NL__2P/NL_SUMMARY_QUALITY/obs_ill_cond=0
- Products without fatal errors: GOM_NL__2P/MPH/PRODUCT_ERR=0
- Valid point profile: GOM_NL__2P/NL_LOCAL_SPECIES_DENSITY/pcd(0)=0

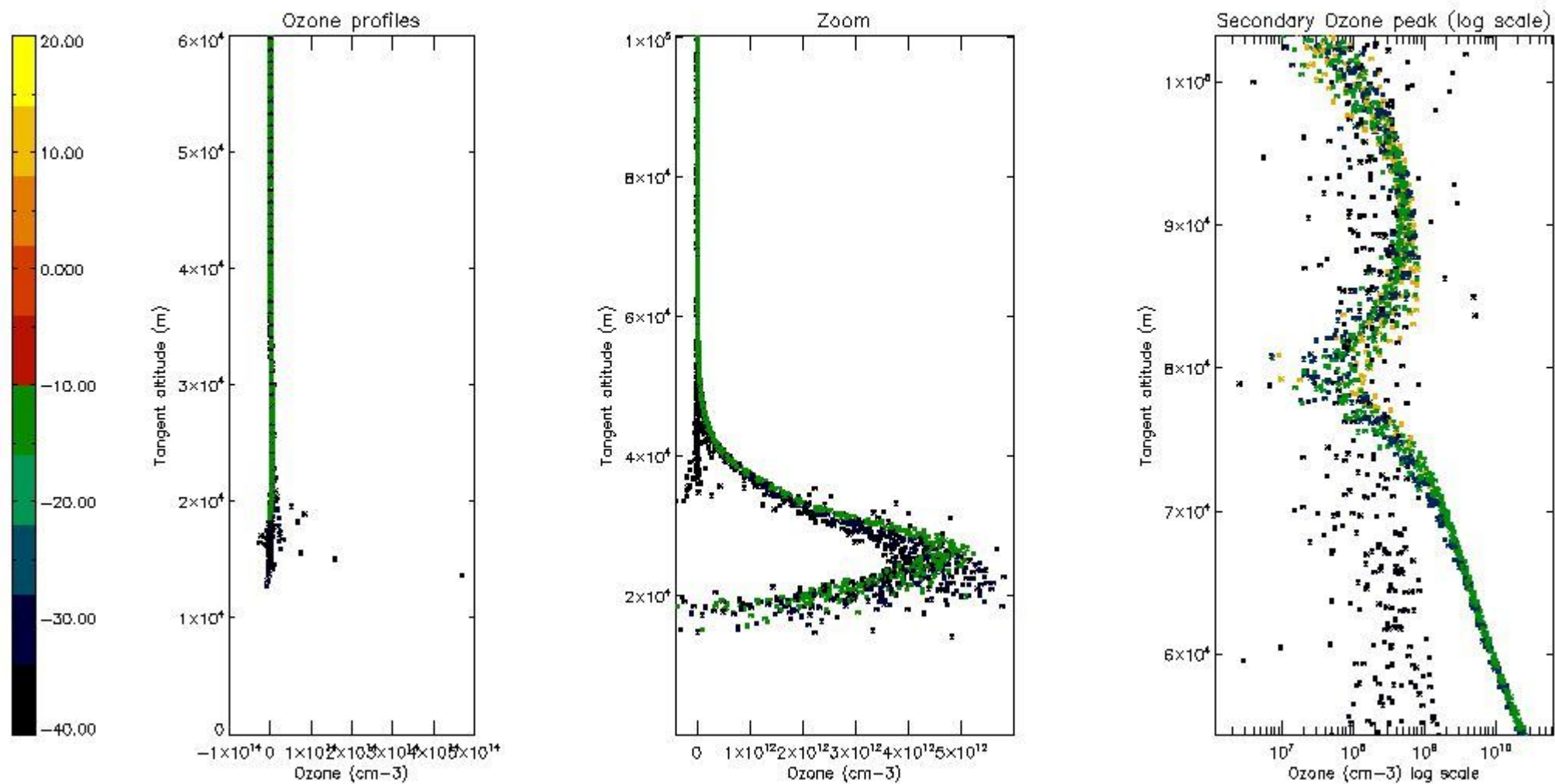
So, the table below shows the percentage of dark limb and valid observations for each criteria with respect to the overall valid daily observations.

Criteria	% of total production
All STD	30
STD < 20	16

STD < 10	13
STD < 5	10

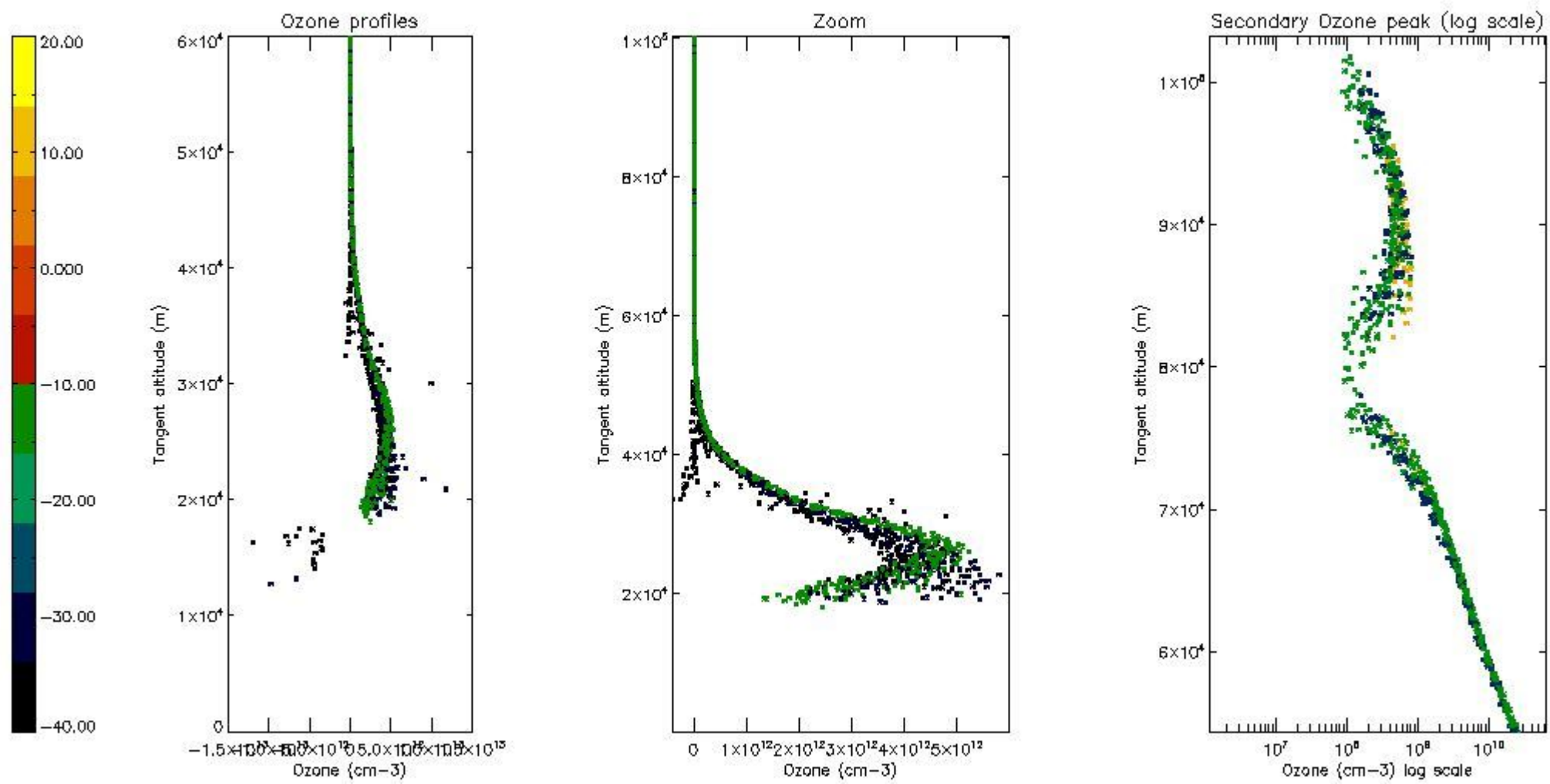
5.2 Plot ozone profiles for all STD (dark without errors)

The colorbar represents the latitude.



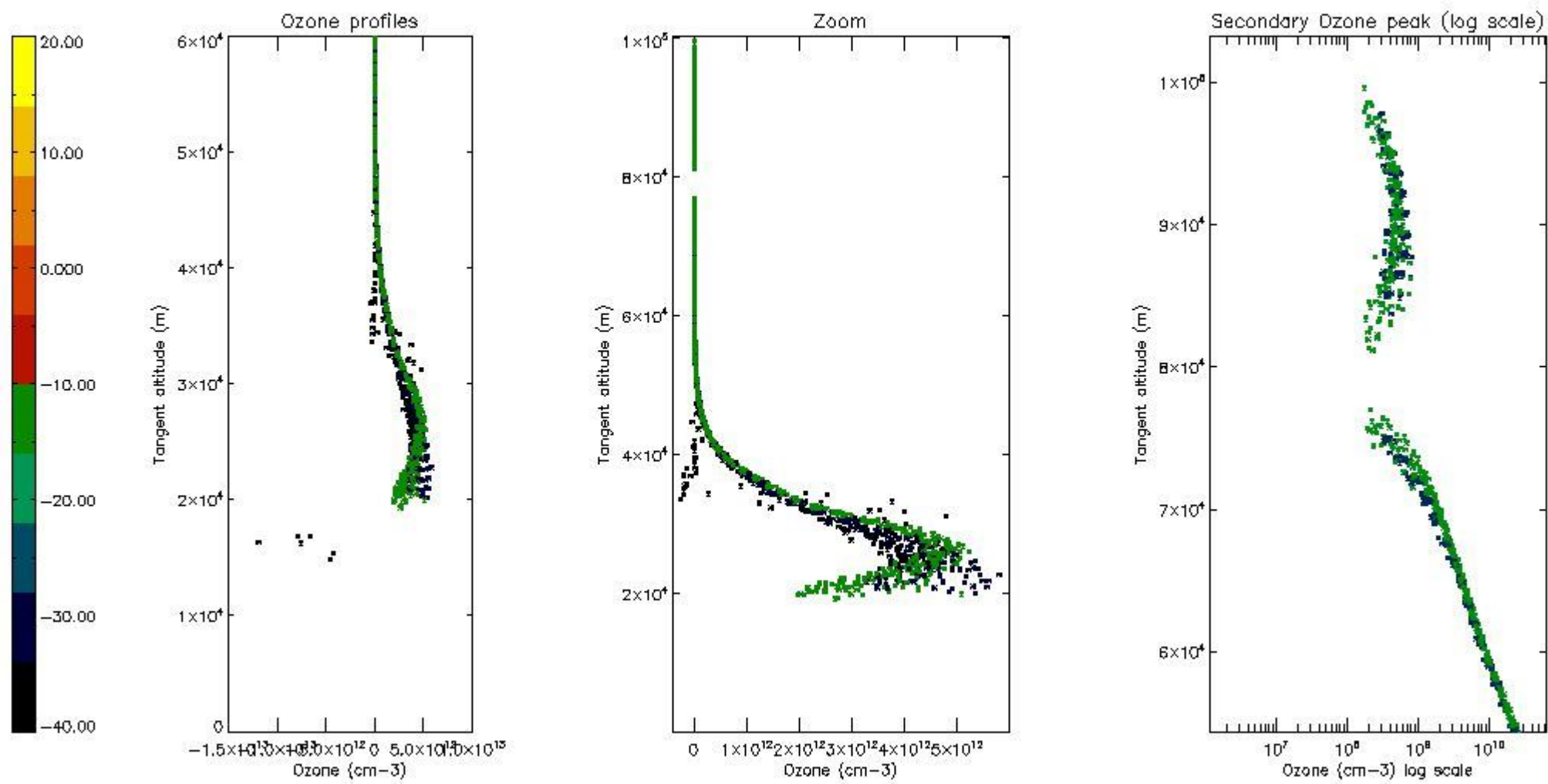
5.3 Plot ozone profiles where STD < 20% (dark without errors)

The colorbar represents the latitude.



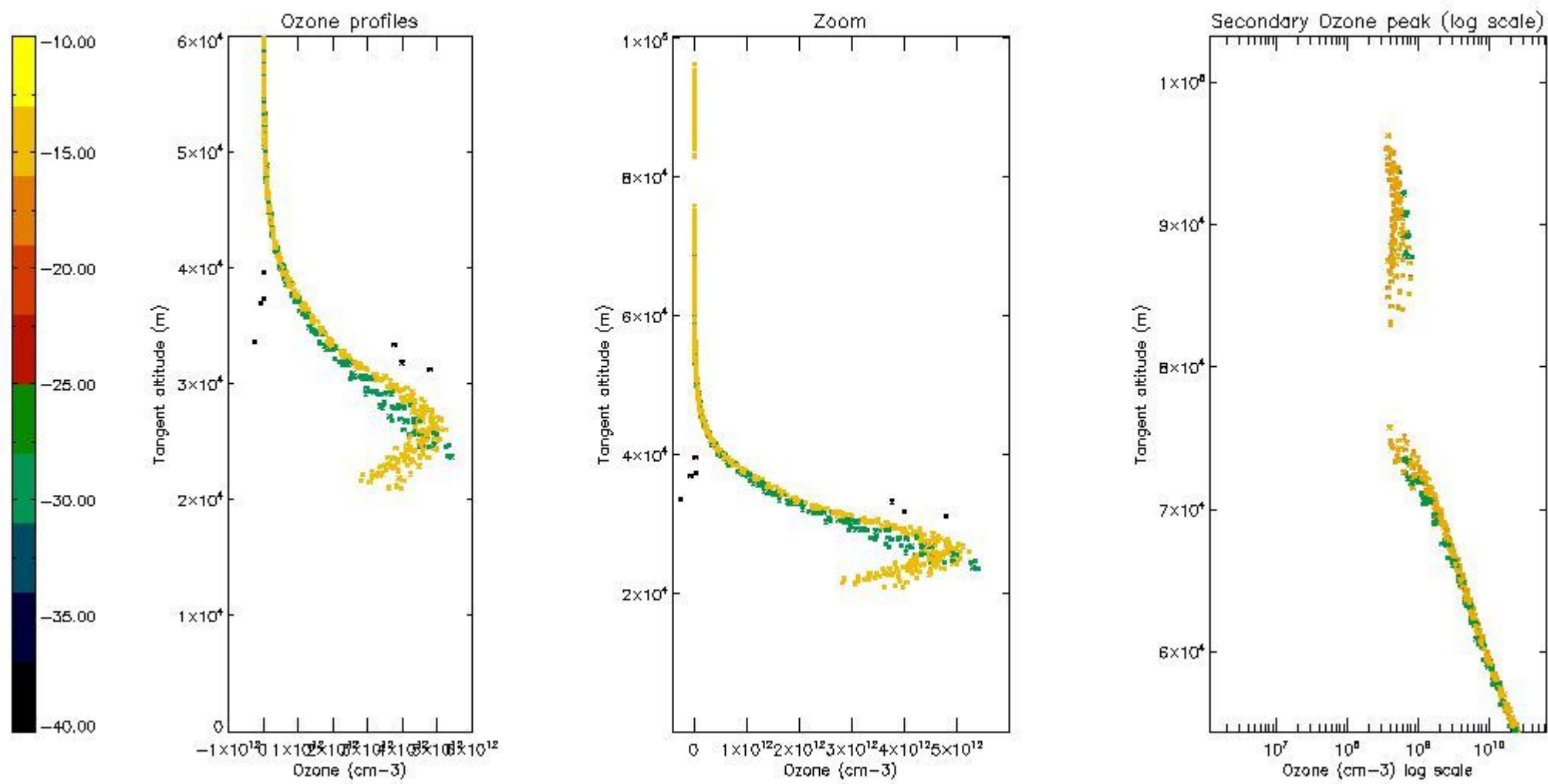
5.4 Plot ozone profiles where STD < 10% (dark without errors)

The colorbar represents the latitude.



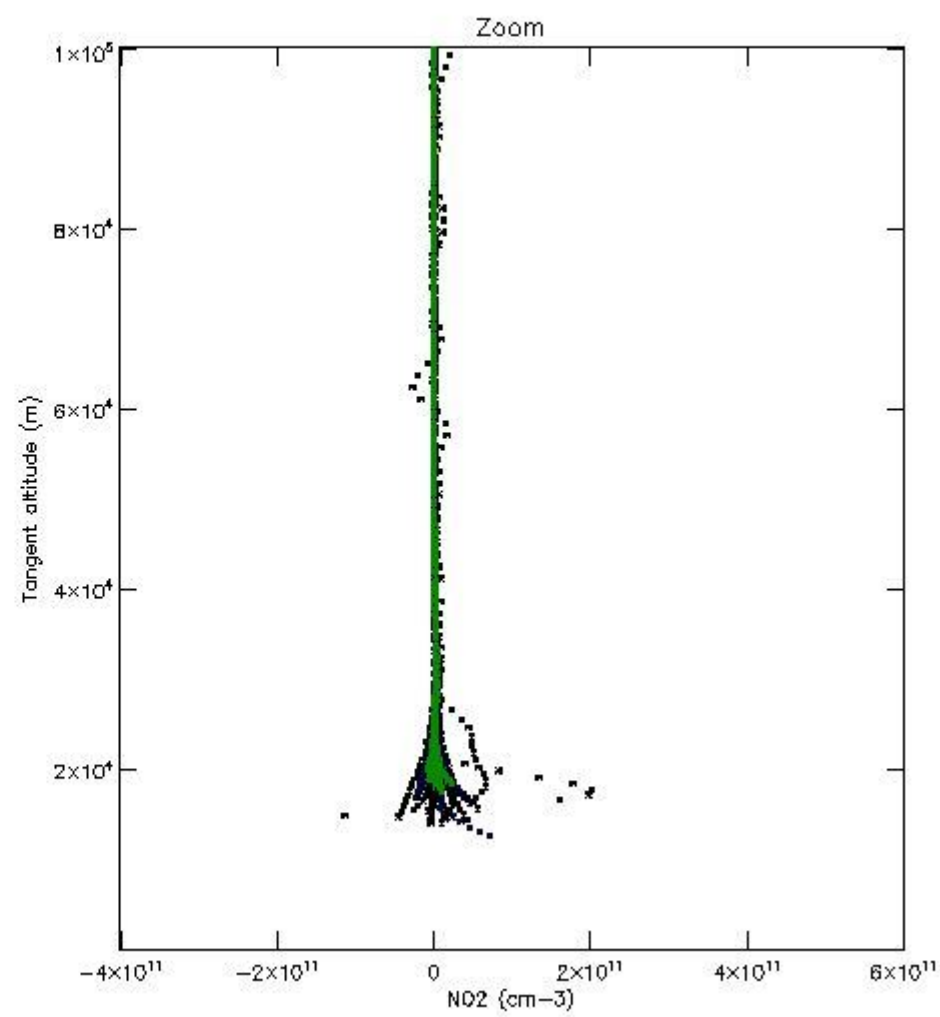
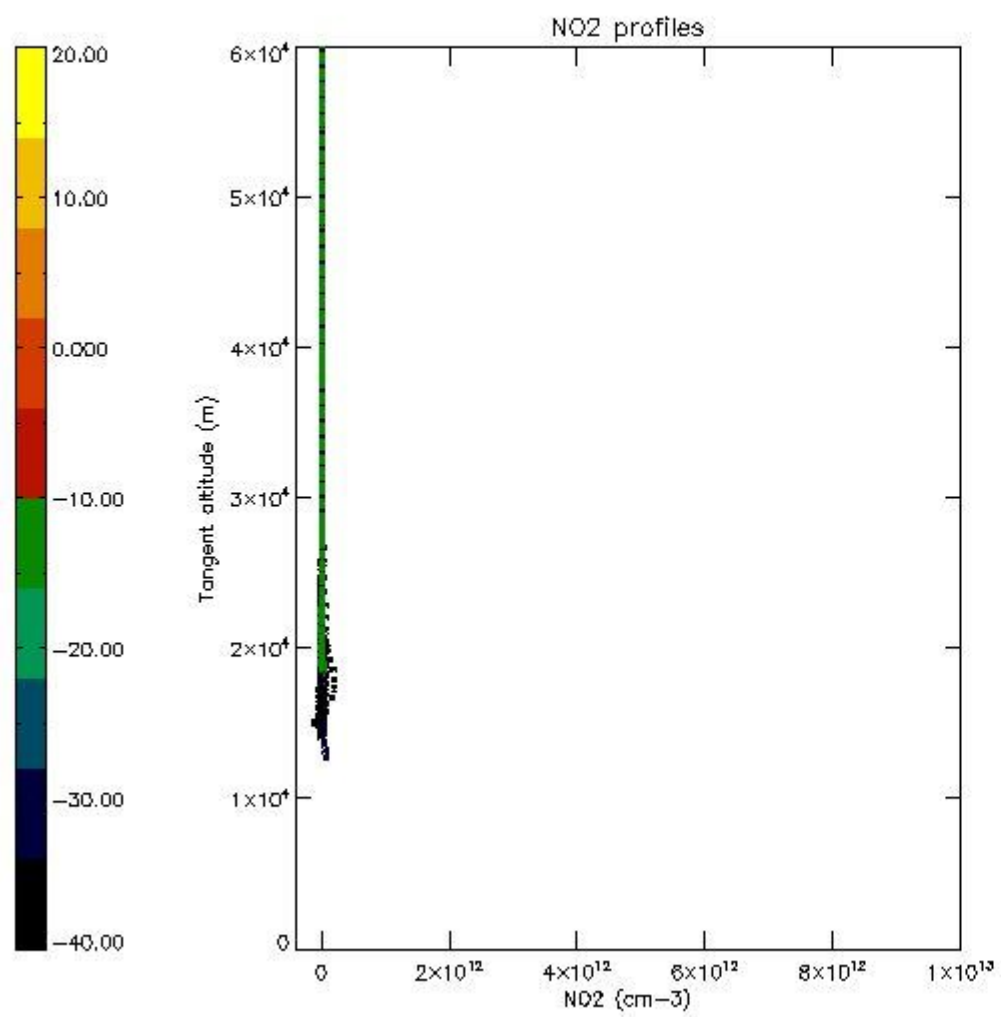
5.5 Plot ozone profiles where STD < 5% (dark without errors)

The colorbar represents the latitude.



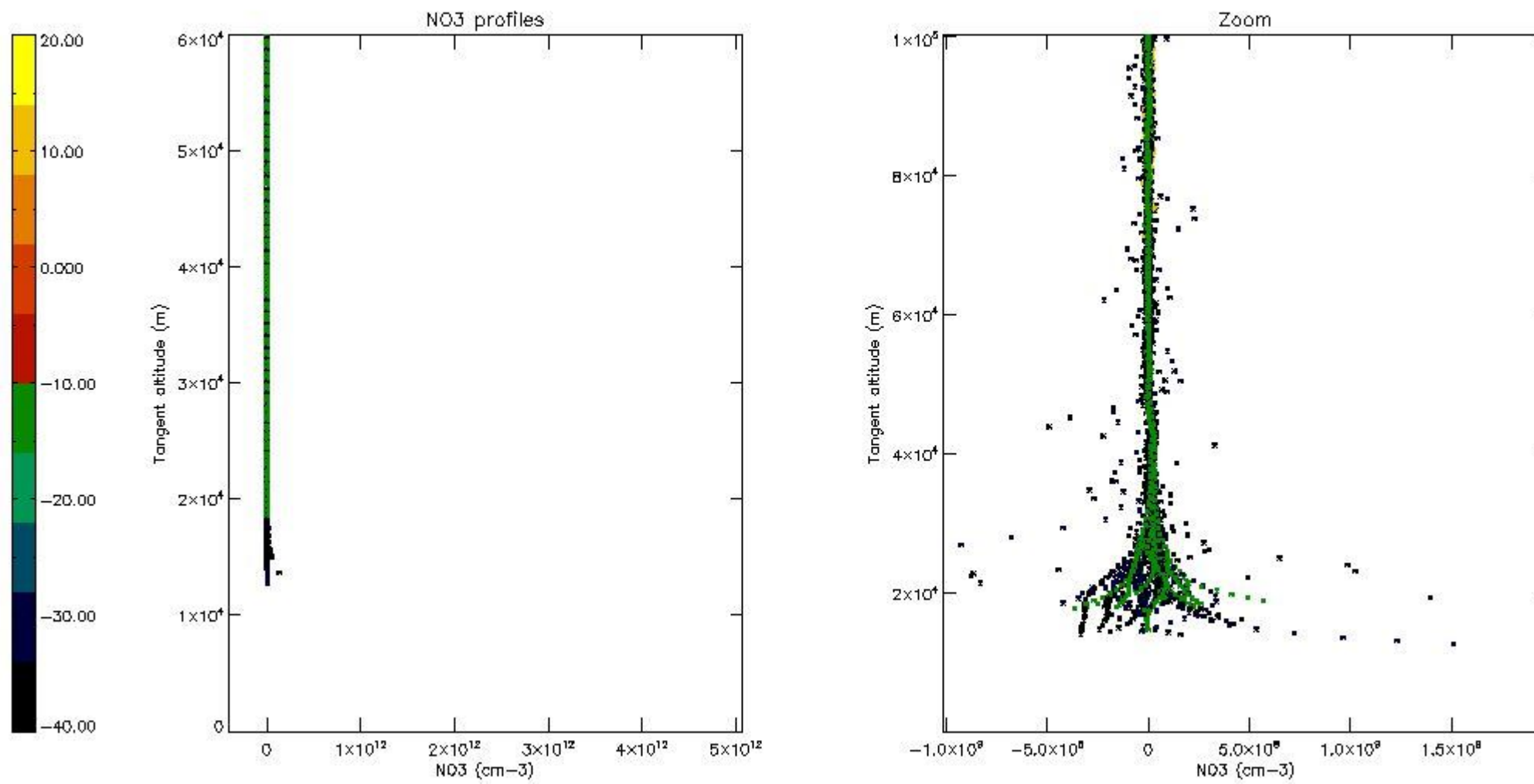
5.6 Plot NO₂ profiles for all STD (dark without errors)

The colorbar represents the latitude.



5.7 Plot NO3 profiles for all STD (dark without errors)

The colorbar represents the latitude.



6. Auxiliary Data Files used for the production reported in section 2

The number reported in the third column indicates since which file (see list in section 2) the corresponding auxiliary file has been used. The fourth column is the date of those product files.

Type	Auxiliary Filename	Used since product	Used since product date
INST_PHYS_CHARACTERISTICS	GOM_INS_AXVIEC20091111_143220_20030716_120000_20500101_000000	1	05-OCT-2010 00:13:25
LEVEL-2_PROC_CONFIG	GOM_PR2_AXVIEC20091111_152718_20020301_000000_20500101_000000	1	05-OCT-2010 00:13:25
CROSS_SECTIONS_FILE	GOM_CRS_AXVIEC20091111_154832_20020301_000000_20500101_000000	1	05-OCT-2010 00:13:25

GOMOS Level 2 Daily Report

SUMMARY

[1. General Info](#)

[2. Summary of processed GOM_NL_2P products](#)

[3. Level 2 Quality information per product](#)

[3.1 Plot of level 2 quality information per product \(time dependant\)](#)

[3.2 Plot of level 2 quality information per product \(world map\)](#)

[4. Level 1 Quality information per product \(stored on level 2 products\)](#)

[4.1 Plot of level 1 quality information per product \(time dependant\)](#)

[4.1.1 Plot of level 1 quality information per product \(time dependant\): ASCENDING](#)

[4.1.2 Plot of level 1 quality information per product \(time dependant\): DESCENDING](#)

[4.2 Plot of level 1 quality information per product \(world map\)](#)

[4.2.1 Plot of level 1 quality information per product \(world map\): ASCENDING](#)

[4.2.2 Plot of level 1 quality information per product \(world map\): DESCENDING](#)

[5. Ozone profiles based on quality statistics and other trace gas profiles](#)

[5.1 Ozone statistics based on quality of products](#)

[5.2 Plot ozone profiles for all STD \(dark without errors\)](#)

[5.3 Plot ozone profiles where STD < 20% \(dark without errors\)](#)

[5.4. Plot ozone profiles where STD < 10% \(dark without errors\)](#)

[5.5. Plot ozone profiles where STD < 5% \(dark without errors\)](#)

[5.6 Plot NO2 profiles for all STD \(dark without errors\)](#)

[5.7 Plot NO3 profiles for all STD \(dark without errors\)](#)

[5.8 Plot H2O profiles \(only for occultations of stars 1,2,3,4,13,14,16,26,63 dark without errors\) for all STD](#)

[6. Auxiliary Data Files used for the production reported in section 2](#)

This report presents the daily analysis on parameters extracted from GOMOS level 2 data (GOM_NL__2P). It is intended to monitor some important parameters that will impact the quality of these products. A list of level 2 products (and content) that have arrived during the reporting day to the PCF is also given.

Item	Value
Time of report generation	29APR2013 15:42:57
Data source version	GOMOS/6.01
Start time of products	05-10-2010 (05OCT2010 00:00:00)
Stop time of products	06-10-2010 (06OCT2010 00:00:00)
Store outputs in DB	Yes
Nb of level 2 prods	175
Nb of prods with errors	0

2. Summary of processed GOM_NL__2P products.

Nr	Filename	UTC Start time	Limb	Duration	Star Id	Star Name	Star Mag	Star Temp	Nb Meas	Orbit	Prod. error
1	GOM_NL__2PRFIN20101005_001325_000000482093_00302_44945_5044.N1	05-OCT-2010 00:13:25	Dark	48.000	132	15Rho Pup	2.8030	6900.0	96	44945	No
2	GOM_NL__2PRFIN20101005_001705_000000442093_00302_44945_5045.N1	05-OCT-2010 00:17:05	Dark	44.000	70	Zet Pup	2.2460	39000.	88	44945	No
3	GOM_NL__2PRFIN20101005_001911_000000562093_00302_44945_5046.N1	05-OCT-2010 00:19:11	Dark	56.000	23	21Eps CMa	1.5020	26000.	112	44945	No
4	GOM_NL__2PRFIN20101005_002635_000000322093_00303_44946_5071.N1	05-OCT-2010 00:26:35	Dark	32.000	108	Alp Col	2.6520	15200.	64	44946	No
5	GOM_NL__2PRFIN20101005_003601_000000492093_00303_44946_5072.N1	05-OCT-2010 00:36:01	Straylight	48.500	157	The1Eri	2.9060	9300.0	97	44946	No
6	GOM_NL__2PRFIN20101005_004613_000000492093_00303_44946_5073.N1	05-OCT-2010 00:46:13	Straylight	48.500	52	16Bet Cet	2.0370	4500.0	97	44946	No
7	GOM_NL__2PRFIN20101005_005623_000000402093_00303_44946_5074.N1	05-OCT-2010 00:56:23	Bright	40.000	140	88Gam Peg	2.8340	26000.	80	44946	No
8	GOM_NL__2PRFIN20101005_010029_000000392093_00303_44946_5075.N1	05-OCT-2010 01:00:29	Bright	38.500	58	21Alp And	2.0730	11000.	77	44946	No
9	GOM_NL__2PRFIN20101005_010353_000000492093_00303_44946_5076.N1	05-OCT-2010 01:03:53	Bright	49.000	53	43Bet And	2.0480	3300.0	98	44946	No
10	GOM_NL__2PRFIN20101005_010854_000000412093_00303_44946_5077.N1	05-OCT-2010 01:08:54	Bright	41.000	68	18Alp Cas	2.2250	4500.0	82	44946	No
11	GOM_NL__2PRFIN20101005_011020_000000392093_00303_44946_5078.N1	05-OCT-2010 01:10:20	Bright	38.500	76	27Gam Cas	2.3000	30000.	77	44946	No
12	GOM_NL__2PRFIN20101005_011347_000000402093_00303_44946_5079.N1	05-OCT-2010 01:13:47	Bright	40.000	160	23Gam Per	2.9300	4700.0	80	44946	No
13	GOM_NL__2PRFIN20101005_013646_000000362093_00303_44946_5080.N1	05-OCT-2010 01:36:46	Bright	36.000	166	17Eps Leo	2.9800	6000.0	72	44946	No
14	GOM_NL__2PRFIN20101005_015402_000000492093_00303_44946_5081.N1	05-OCT-2010 01:54:02	Dark	49.000	132	15Rho Pup	2.8030	6900.0	98	44946	No
15	GOM_NL__2PRFIN20101005_015742_000000422093_00303_44946_5082.N1	05-OCT-2010 01:57:42	Dark	42.000	70	Zet Pup	2.2460	39000.	84	44946	No
16	GOM_NL__2PRFIN20101005_015948_000000552093_00303_44946_5083.N1	05-OCT-2010 01:59:48	Dark	55.000	23	21Eps CMa	1.5020	26000.	110	44946	No
17	GOM_NL__2PRFIN20101005_020713_000000322093_00304_44947_5111.N1	05-OCT-2010 02:07:13	Dark	32.000	108	Alp Col	2.6520	15200.	64	44947	No
18	GOM_NL__2PRFIN20101005_021637_000000482093_00304_44947_5112.N1	05-OCT-2010 02:16:37	Straylight	48.000	157	The1Eri	2.9060	9300.0	96	44947	No
19	GOM_NL__2PRFIN20101005_022649_000000492093_00304_44947_5113.N1	05-OCT-2010 02:26:49	Straylight	48.500	52	16Bet Cet	2.0370	4500.0	97	44947	No
20	GOM_NL__2PRFIN20101005_023700_000000402093_00304_44947_5114.N1	05-OCT-2010 02:37:00	Bright	39.500	140	88Gam Peg	2.8340	26000.	79	44947	No
21	GOM_NL__2PRFIN20101005_024105_000000382093_00304_44947_5115.N1	05-OCT-2010 02:41:05	Bright	38.000	58	21Alp And	2.0730	11000.	76	44947	No
22	GOM_NL__2PRFIN20101005_024429_000000482093_00304_44947_5116.N1	05-OCT-2010 02:44:29	Bright	48.000	53	43Bet And	2.0480	3300.0	96	44947	No
23	GOM_NL__2PRFIN20101005_024930_000000392093_00304_44947_5117.N1	05-OCT-2010 02:49:30	Bright	39.000	68	18Alp Cas	2.2250	4500.0	78	44947	No
24	GOM_NL__2PRFIN20101005_025055_000000412093_00304_44947_5118.N1	05-OCT-2010 02:50:55	Bright	40.500	76	27Gam Cas	2.3000	30000.	81	44947	No
25	GOM_NL__2PRFIN20101005_025422_000000402093_00304_44947_5119.N1	05-OCT-2010 02:54:22	Bright	39.500	160	23Gam Per	2.9300	4700.0	79	44947	No
26	GOM_NL__2PRFIN20101005_031723_000000362093_00304_44947_5120.N1	05-OCT-2010 03:17:23	Bright	36.000	166	17Eps Leo	2.9800	6000.0	72	44947	No
27	GOM_NL__2PRFIN20101005_033439_000000512093_00304_44947_5121.N1	05-OCT-2010 03:34:39	Dark	50.500	132	15Rho Pup	2.8030	6900.0	101	44947	No
28	GOM_NL__2PRFIN20101005_033819_000000422093_00304_44947_5122.N1	05-OCT-2010 03:38:19	Dark	41.500	70	Zet Pup	2.2460	39000.	83	44947	No
29	GOM_NL__2PRFIN20101005_034026_000000552093_00304_44947_5123.N1	05-OCT-2010 03:40:26	Dark	55.000	23	21Eps CMa	1.5020	26000.	110	44947	No
30	GOM_NL__2PRFIN20101005_034750_000000302093_00305_44948_5118.N1	05-OCT-2010 03:47:50	Dark	30.000	108	Alp Col	2.6520	15200.	60	44948	No
31	GOM_NL__2PRFIN20101005_035714_000000492093_00305_44948_5119.N1	05-OCT-2010 03:57:14	Straylight	49.000	157	The1Eri	2.9060	9300.0	98	44948	No
32	GOM_NL__2PRFIN20101005_040725_000000502093_00305_44948_5120.N1	05-OCT-2010 04:07:25	Straylight	49.500	52	16Bet Cet	2.0370	4500.0	99	44948	No
33	GOM_NL__2PRFIN20101005_041735_000000402093_00305_44948_5121.N1	05-OCT-2010 04:17:35	Bright	39.500	140	88Gam Peg	2.8340	26000.	79	44948	No
34	GOM_NL__2PRFIN20101005_042141_000000392093_00305_44948_5122.N1	05-OCT-2010 04:21:41	Bright	38.500	58	21Alp And	2.0730	11000.	77	44948	No
35	GOM_NL__2PRFIN20101005_042504_000000472093_00305_44948_5123.N1	05-OCT-2010 04:25:04	Bright	46.500	53	43Bet And	2.0480	3300.0	93	44948	No
36	GOM_NL__2PRFIN20101005_043006_000000402093_00305_44948_5124.N1	05-OCT-2010 04:30:06	Bright	39.500	68	18Alp Cas	2.2250	4500.0	79	44948	No
37	GOM_NL__2PRFIN20101005_043131_000000402093_00305_44948_5125.N1	05-OCT-2010 04:31:31	Bright	40.000	76	27Gam Cas	2.3000	30000.	80	44948	No
38	GOM_NL__2PRFIN20101005_043457_000000432093_00305_44948_5126.N1	05-OCT-2010 04:34:57	Bright	42.500	160	23Gam Per	2.9300	4700.0	85	44948	No
39	GOM_NL__2PRFIN20101005_045759_000000372093_00305_44948_5127.N1	05-OCT-2010 04:57:59	Bright	36.500	166	17Eps Leo	2.9800	6000.0	73	44948	No
40	GOM_NL__2PRFIN20101005_051516_000000502093_00305_44948_5128.N1	05-OCT-2010 05:15:16	Dark	49.500	132	15Rho Pup	2.8030	6900.0	99	44948	No
41	GOM_NL__2PRFIN20101005_051855_000000412093_00305_44948_5129.N1	05-OCT-2010 05:18:55	Dark	41.000	70	Zet Pup	2.2460	39000.	82	44948	No
42	GOM_NL__2PRFIN20101005_052103_000000572093_00305_44948_5130.N1	05-OCT-2010 05:21:03	Dark	57.000	23	21Eps CMa	1.5020	26000.	114	44948	No

43	GOM_NL__2PRFIN20101005_052828_000000302093_00306_44949_5147.N1	05-OCT-2010 05:28:28	Dark	30.000	108	Alp Col	2.6520	15200.	60	44949	No
44	GOM_NL__2PRFIN20101005_053751_000000482093_00306_44949_5148.N1	05-OCT-2010 05:37:51	Straylight	48.000	157	The1Eri	2.9060	9300.0	96	44949	No
45	GOM_NL__2PRFIN20101005_054801_000000482093_00306_44949_5149.N1	05-OCT-2010 05:48:01	Straylight	47.500	52	16Bet Cet	2.0370	4500.0	95	44949	No
46	GOM_NL__2PRFIN20101005_055811_000000382093_00306_44949_5150.N1	05-OCT-2010 05:58:11	Bright	37.500	140	88Gam Peg	2.8340	26000.	75	44949	No
47	GOM_NL__2PRFIN20101005_060217_000000382093_00306_44949_5151.N1	05-OCT-2010 06:02:17	Bright	37.500	58	21Alp And	2.0730	11000.	75	44949	No
48	GOM_NL__2PRFIN20101005_060540_000000442093_00306_44949_5152.N1	05-OCT-2010 06:05:40	Bright	43.500	53	43Bet And	2.0480	3300.0	87	44949	No
49	GOM_NL__2PRFIN20101005_061041_000000402093_00306_44949_5153.N1	05-OCT-2010 06:10:41	Bright	40.000	68	18Alp Cas	2.2250	4500.0	80	44949	No
50	GOM_NL__2PRFIN20101005_061207_000000402093_00306_44949_5154.N1	05-OCT-2010 06:12:07	Bright	40.000	76	27Gam Cas	2.3000	30000.	80	44949	No
51	GOM_NL__2PRFIN20101005_061532_000000432093_00306_44949_5155.N1	05-OCT-2010 06:15:32	Bright	42.500	160	23Gam Per	2.9300	4700.0	85	44949	No
52	GOM_NL__2PRFIN20101005_063835_000000362093_00306_44949_5156.N1	05-OCT-2010 06:38:35	Bright	36.000	166	17Eps Leo	2.9800	6000.0	72	44949	No
53	GOM_NL__2PRFIN20101005_065553_000000512093_00306_44949_5157.N1	05-OCT-2010 06:55:53	Dark	50.500	132	15Rho Pup	2.8030	6900.0	101	44949	No
54	GOM_NL__2PRFIN20101005_065932_000000432093_00306_44949_5158.N1	05-OCT-2010 06:59:32	Dark	43.000	70	Zet Pup	2.2460	39000.	86	44949	No
55	GOM_NL__2PRFIN20101005_070141_000000602093_00306_44949_5159.N1	05-OCT-2010 07:01:41	Dark	60.000	23	21Eps CMa	1.5020	26000.	120	44949	No
56	GOM_NL__2PRFIN20101005_070905_000000282093_00307_44950_5155.N1	05-OCT-2010 07:09:05	Dark	28.000	108	Alp Col	2.6520	15200.	56	44950	No
57	GOM_NL__2PRFIN20101005_071827_000000482093_00307_44950_5156.N1	05-OCT-2010 07:18:27	Straylight	47.500	157	The1Eri	2.9060	9300.0	95	44950	No
58	GOM_NL__2PRFIN20101005_072838_000000462093_00307_44950_5157.N1	05-OCT-2010 07:28:38	Straylight	46.000	52	16Bet Cet	2.0370	4500.0	92	44950	No
59	GOM_NL__2PRFIN20101005_073847_000000392093_00307_44950_5158.N1	05-OCT-2010 07:38:47	Bright	39.000	140	88Gam Peg	2.8340	26000.	78	44950	No
60	GOM_NL__2PRFIN20101005_074253_000000402093_00307_44950_5159.N1	05-OCT-2010 07:42:53	Bright	39.500	58	21Alp And	2.0730	11000.	79	44950	No
61	GOM_NL__2PRFIN20101005_074615_000000432093_00307_44950_5160.N1	05-OCT-2010 07:46:15	Bright	43.000	53	43Bet And	2.0480	3300.0	86	44950	No
62	GOM_NL__2PRFIN20101005_075117_000000412093_00307_44950_5161.N1	05-OCT-2010 07:51:17	Bright	40.500	68	18Alp Cas	2.2250	4500.0	81	44950	No
63	GOM_NL__2PRFIN20101005_075242_000000392093_00307_44950_5162.N1	05-OCT-2010 07:52:42	Bright	39.000	76	27Gam Cas	2.3000	30000.	78	44950	No
64	GOM_NL__2PRFIN20101005_075607_000000462093_00307_44950_5163.N1	05-OCT-2010 07:56:07	Bright	46.000	160	23Gam Per	2.9300	4700.0	92	44950	No
65	GOM_NL__2PRFIN20101005_081911_000000372093_00307_44950_5164.N1	05-OCT-2010 08:19:11	Bright	36.500	166	17Eps Leo	2.9800	6000.0	73	44950	No
66	GOM_NL__2PRFIN20101005_083629_000000462093_00307_44950_5165.N1	05-OCT-2010 08:36:29	Dark	46.000	132	15Rho Pup	2.8030	6900.0	92	44950	No
67	GOM_NL__2PRFIN20101005_084009_000000412093_00307_44950_5166.N1	05-OCT-2010 08:40:09	Dark	41.000	70	Zet Pup	2.2460	39000.	82	44950	No
68	GOM_NL__2PRFIN20101005_084943_000000282093_00308_44951_5193.N1	05-OCT-2010 08:49:43	Dark	28.000	108	Alp Col	2.6520	15200.	56	44951	No
69	GOM_NL__2PRFIN20101005_085904_000000502093_00308_44951_5194.N1	05-OCT-2010 08:59:04	Straylight	49.500	157	The1Eri	2.9060	9300.0	99	44951	No
70	GOM_NL__2PRFIN20101005_090913_000000452093_00308_44951_5195.N1	05-OCT-2010 09:09:13	Straylight	44.500	52	16Bet Cet	2.0370	4500.0	89	44951	No
71	GOM_NL__2PRFIN20101005_091923_000000402093_00308_44951_5196.N1	05-OCT-2010 09:19:23	Bright	40.000	140	88Gam Peg	2.8340	26000.	80	44951	No
72	GOM_NL__2PRFIN20101005_092328_000000382093_00308_44951_5197.N1	05-OCT-2010 09:23:28	Bright	38.000	58	21Alp And	2.0730	11000.	76	44951	No
73	GOM_NL__2PRFIN20101005_092650_000000472093_00308_44951_5198.N1	05-OCT-2010 09:26:50	Bright	46.500	53	43Bet And	2.0480	3300.0	93	44951	No
74	GOM_NL__2PRFIN20101005_093153_000000412093_00308_44951_5199.N1	05-OCT-2010 09:31:53	Bright	41.000	68	18Alp Cas	2.2250	4500.0	82	44951	No
75	GOM_NL__2PRFIN20101005_093318_000000392093_00308_44951_5200.N1	05-OCT-2010 09:33:18	Bright	39.000	76	27Gam Cas	2.3000	30000.	78	44951	No
76	GOM_NL__2PRFIN20101005_093642_000000462093_00308_44951_5201.N1	05-OCT-2010 09:36:42	Bright	46.000	160	23Gam Per	2.9300	4700.0	92	44951	No
77	GOM_NL__2PRFIN20101005_095947_000000362093_00308_44951_5202.N1	05-OCT-2010 09:59:47	Bright	35.500	166	17Eps Leo	2.9800	6000.0	71	44951	No
78	GOM_NL__2PRFIN20101005_101706_000000452093_00308_44951_5203.N1	05-OCT-2010 10:17:06	Dark	45.000	132	15Rho Pup	2.8030	6900.0	90	44951	No
79	GOM_NL__2PRFIN20101005_102045_000000422093_00308_44951_5204.N1	05-OCT-2010 10:20:45	Dark	42.000	70	Zet Pup	2.2460	39000.	84	44951	No
80	GOM_NL__2PRFIN20101005_103020_000000262093_00309_44952_5219.N1	05-OCT-2010 10:30:20	Dark	26.000	108	Alp Col	2.6520	15200.	52	44952	No
81	GOM_NL__2PRFIN20101005_103940_000000492093_00309_44952_5220.N1	05-OCT-2010 10:39:40	Straylight	49.000	157	The1Eri	2.9060	9300.0	98	44952	No
82	GOM_NL__2PRFIN20101005_104949_000000482093_00309_44952_5221.N1	05-OCT-2010 10:49:49	Straylight	47.500	52	16Bet Cet	2.0370	4500.0	95	44952	No
83	GOM_NL__2PRFIN20101005_105958_000000392093_00309_44952_5222.N1	05-OCT-2010 10:59:58	Bright	38.500	140	88Gam Peg	2.8340	26000.	77	44952	No
84	GOM_NL__2PRFIN20101005_110404_000000392093_00309_44952_5223.N1	05-OCT-2010 11:04:04	Bright	38.500	58	21Alp And	2.0730	11000.	77	44952	No
85	GOM_NL__2PRFIN20101005_110726_000000472093_00309_44952_5224.N1	05-OCT-2010 11:07:26	Bright	46.500	53	43Bet And	2.0480	3300.0	93	44952	No
86	GOM_NL__2PRFIN20101005_111228_000000412093_00309_44952_5225.N1	05-OCT-2010 11:12:28	Bright	40.500	68	18Alp Cas	2.2250	4500.0	81	44952	No
87	GOM_NL__2PRFIN20101005_111353_000000392093_00309_44952_5226.N1	05-OCT-2010 11:13:53	Bright	39.000	76	27Gam Cas	2.3000	30000.	78	44952	No
88	GOM_NL__2PRFIN20101005_111716_000000492093_00309_44952_5227.N1	05-OCT-2010 11:17:16	Bright	49.000	160	23Gam Per	2.9300	4700.0	98	44952	No
89	GOM_NL__2PRFIN20101005_114023_000000372093_00309_44952_5228.N1	05-OCT-2010 11:40:23	Bright	36.500	166	17Eps Leo	2.9800	6000.0	73	44952	No
90	GOM_NL__2PRFIN20101005_115743_000000492093_00309_44952_5229.N1	05-OCT-2010 11:57:43	Dark	48.500	132	15Rho Pup	2.8030	6900.0	97	44952	No
91	GOM_NL__2PRFIN20101005_120122_000000442093_00309_44952_5230.N1	05-OCT-2010 12:01:22	Dark	43.500	70	Zet Pup	2.2460	39000.	87	44952	No
92	GOM_NL__2PRFIN20101005_120333_000000552093_00309_44952_5231.N1	05-OCT-2010 12:03:33	Dark	54.500	23	21Eps CMa	1.5020	26000.	109	44952	No
93	GOM_NL__2PRFIN20101005_121058_000000262093_00310_44953_5241.N1	05-OCT-2010 12:10:58	Dark	26.000	108	Alp Col	2.6520	15200.	52	44953	No
94	GOM_NL__2PRFIN20101005_122017_000000462093_00310_44953_5242.N1	05-OCT-2010 12:20:17	Straylight	46.000	157	The1Eri	2.9060	9300.0	92	44953	No
95	GOM_NL__2PRFIN20101005_123025_000000472093_00310_44953_5243.N1	05-OCT-2010 12:30:25	Straylight	46.500	52	16Bet Cet	2.0370	4500.0	93	44953	No
96	GOM_NL__2PRFIN20101005_124034_000000392093_00310_44953_5244.N1	05-OCT-2010 12:40:34	Bright	38.500	140	88Gam Peg	2.8340	26000.	77	44953	No
97	GOM_NL__2PRFIN20101005_124439_000000382093_00310_44953_5245.N1	05-OCT-2010 12:44:39	Bright	38.000	58	21Alp And	2.0730	11000.	76	44953	No
98	GOM_NL__2PRFIN20101005_124801_000000432093_00310_44953_5246.N1	05-OCT-2010 12:48:01	Bright	43.000	53	43Bet And	2.0480	3300.0	86	44953	No
99	GOM_NL__2PRFIN20101005_125303_000000412093_00310_44953_5247.N1	05-OCT-2010 12:53:03	Bright	40.500	68	18Alp Cas	2.2250	4500.0	81	44953	No
100	GOM_NL__2PRFIN20101005_125429_000000392093_00310_44953_5248.N1	05-OCT-2010 12:54:29	Bright	39.000	76	27Gam Cas	2.3000	30000.	78	44953	No
101	GOM_NL__2PRFIN20101005_125751_000000492093_00310_44953_5249.N1	05-OCT-2010 12:57:51	Bright	49.000	160	23Gam Per	2.9300	4700.0	98	44953	No

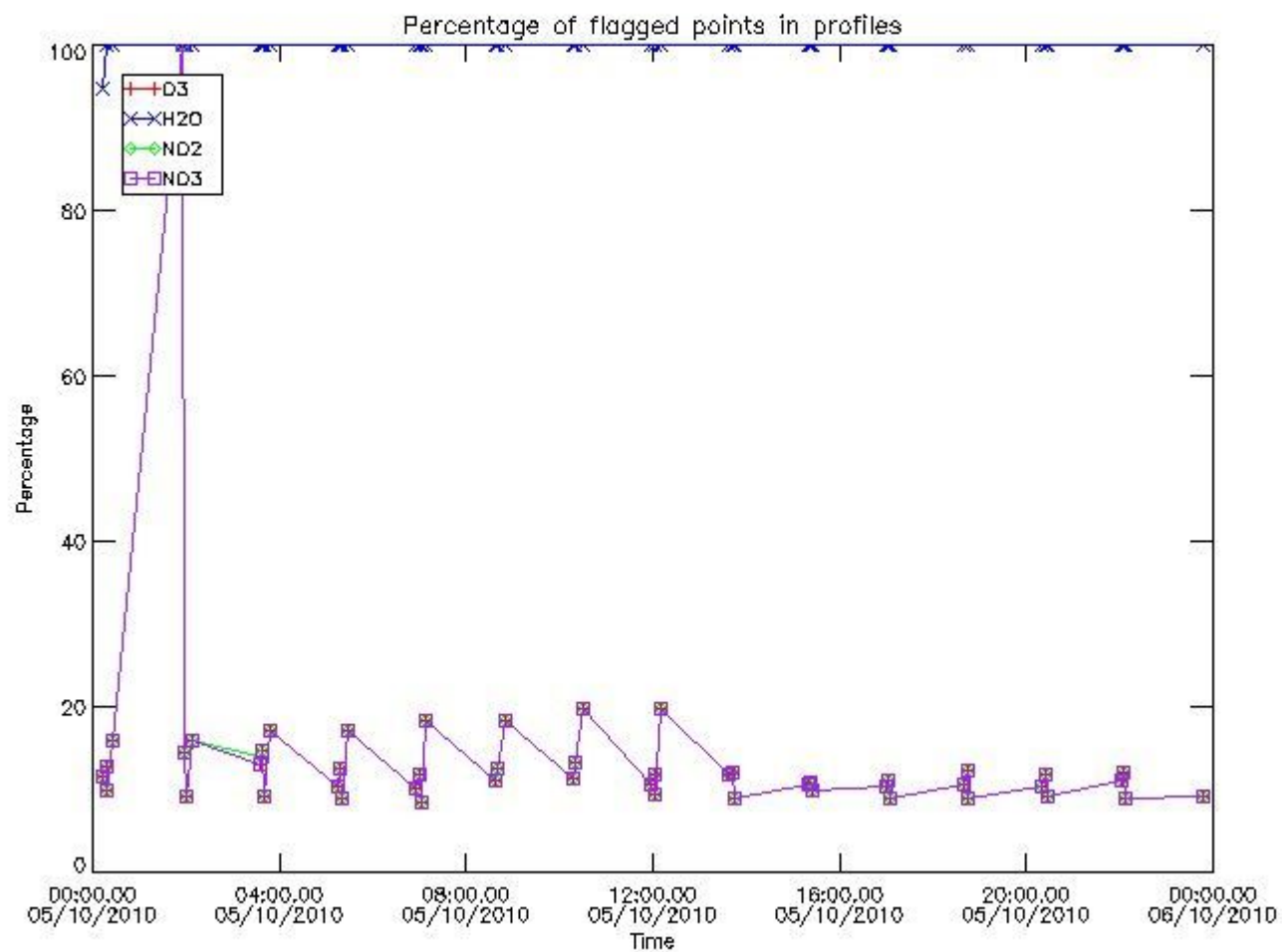
102	GOM_NL__2PRFIN20101005_132059_000000372093_00310_44953_5250.N1	05-OCT-2010 13:20:59	Bright	36.500	166	17Eps Leo	2.9800	6000.0	73	44953	No
103	GOM_NL__2PRFIN20101005_133820_000000482093_00310_44953_5251.N1	05-OCT-2010 13:38:20	Dark	47.500	132	15Rho Pup	2.8030	6900.0	95	44953	No
104	GOM_NL__2PRFIN20101005_134159_000000432093_00310_44953_5252.N1	05-OCT-2010 13:41:59	Dark	42.500	70	Zet Pup	2.2460	39000.	85	44953	No
105	GOM_NL__2PRFIN20101005_134410_000000572093_00310_44953_5253.N1	05-OCT-2010 13:44:10	Dark	57.000	23	21Eps CMa	1.5020	26000.	114	44953	No
106	GOM_NL__2PRFIN20101005_140054_000000472093_00311_44954_5272.N1	05-OCT-2010 14:00:54	Straylight	47.000	157	The1Eri	2.9060	9300.0	94	44954	No
107	GOM_NL__2PRFIN20101005_141101_000000472093_00311_44954_5273.N1	05-OCT-2010 14:11:01	Straylight	47.000	52	16Bet Cet	2.0370	4500.0	94	44954	No
108	GOM_NL__2PRFIN20101005_142110_000000392093_00311_44954_5274.N1	05-OCT-2010 14:21:10	Bright	39.000	140	88Gam Peg	2.8340	26000.	78	44954	No
109	GOM_NL__2PRFIN20101005_142515_000000392093_00311_44954_5275.N1	05-OCT-2010 14:25:15	Bright	38.500	58	21Alp And	2.0730	11000.	77	44954	No
110	GOM_NL__2PRFIN20101005_142836_000000442093_00311_44954_5276.N1	05-OCT-2010 14:28:36	Bright	43.500	53	43Bet And	2.0480	3300.0	87	44954	No
111	GOM_NL__2PRFIN20101005_143339_000000362093_00311_44954_5277.N1	05-OCT-2010 14:33:39	Bright	36.000	68	18Alp Cas	2.2250	4500.0	72	44954	No
112	GOM_NL__2PRFIN20101005_143505_000000402093_00311_44954_5278.N1	05-OCT-2010 14:35:05	Bright	39.500	76	27Gam Cas	2.3000	30000.	79	44954	No
113	GOM_NL__2PRFIN20101005_143826_000000492093_00311_44954_5279.N1	05-OCT-2010 14:38:26	Bright	48.500	160	23Gam Per	2.9300	4700.0	97	44954	No
114	GOM_NL__2PRFIN20101005_150135_000000372093_00311_44954_5280.N1	05-OCT-2010 15:01:35	Bright	36.500	166	17Eps Leo	2.9800	6000.0	73	44954	No
115	GOM_NL__2PRFIN20101005_151857_000000482093_00311_44954_5281.N1	05-OCT-2010 15:18:57	Dark	48.000	132	15Rho Pup	2.8030	6900.0	96	44954	No
116	GOM_NL__2PRFIN20101005_152235_000000472093_00311_44954_5282.N1	05-OCT-2010 15:22:35	Dark	47.000	70	Zet Pup	2.2460	39000.	94	44954	No
117	GOM_NL__2PRFIN20101005_152447_000000572093_00311_44954_5283.N1	05-OCT-2010 15:24:47	Dark	56.500	23	21Eps CMa	1.5020	26000.	113	44954	No
118	GOM_NL__2PRFIN20101005_154130_000000482093_00312_44955_5291.N1	05-OCT-2010 15:41:30	Straylight	47.500	157	The1Eri	2.9060	9300.0	95	44955	No
119	GOM_NL__2PRFIN20101005_155137_000000492093_00312_44955_5292.N1	05-OCT-2010 15:51:37	Straylight	49.000	52	16Bet Cet	2.0370	4500.0	98	44955	No
120	GOM_NL__2PRFIN20101005_160145_000000392093_00312_44955_5293.N1	05-OCT-2010 16:01:45	Bright	38.500	140	88Gam Peg	2.8340	26000.	77	44955	No
121	GOM_NL__2PRFIN20101005_160551_000000372093_00312_44955_5294.N1	05-OCT-2010 16:05:51	Bright	37.000	58	21Alp And	2.0730	11000.	74	44955	No
122	GOM_NL__2PRFIN20101005_160912_000000482093_00312_44955_5295.N1	05-OCT-2010 16:09:12	Bright	47.500	53	43Bet And	2.0480	3300.0	95	44955	No
123	GOM_NL__2PRFIN20101005_161415_000000402093_00312_44955_5296.N1	05-OCT-2010 16:14:15	Bright	39.500	68	18Alp Cas	2.2250	4500.0	79	44955	No
124	GOM_NL__2PRFIN20101005_161540_000000402093_00312_44955_5297.N1	05-OCT-2010 16:15:40	Bright	39.500	76	27Gam Cas	2.3000	30000.	79	44955	No
125	GOM_NL__2PRFIN20101005_161901_000000512093_00312_44955_5298.N1	05-OCT-2010 16:19:01	Bright	51.000	160	23Gam Per	2.9300	4700.0	102	44955	No
126	GOM_NL__2PRFIN20101005_164211_000000552093_00312_44955_5299.N1	05-OCT-2010 16:42:11	Bright	55.000	166	17Eps Leo	2.9800	6000.0	110	44955	No
127	GOM_NL__2PRFIN20101005_165934_000000492093_00312_44955_5300.N1	05-OCT-2010 16:59:34	Dark	49.000	132	15Rho Pup	2.8030	6900.0	98	44955	No
128	GOM_NL__2PRFIN20101005_170312_000000462093_00312_44955_5301.N1	05-OCT-2010 17:03:12	Dark	45.500	70	Zet Pup	2.2460	39000.	91	44955	No
129	GOM_NL__2PRFIN20101005_170524_000000572093_00312_44955_5302.N1	05-OCT-2010 17:05:24	Dark	57.000	23	21Eps CMa	1.5020	26000.	114	44955	No
130	GOM_NL__2PRFIN20101005_172207_000000492093_00313_44956_5347.N1	05-OCT-2010 17:22:07	Straylight	48.500	157	The1Eri	2.9060	9300.0	97	44956	No
131	GOM_NL__2PRFIN20101005_173213_000000492093_00313_44956_5348.N1	05-OCT-2010 17:32:13	Straylight	48.500	52	16Bet Cet	2.0370	4500.0	97	44956	No
132	GOM_NL__2PRFIN20101005_174222_000000392093_00313_44956_5349.N1	05-OCT-2010 17:42:22	Bright	39.000	140	88Gam Peg	2.8340	26000.	78	44956	No
133	GOM_NL__2PRFIN20101005_174627_000000392093_00313_44956_5350.N1	05-OCT-2010 17:46:27	Bright	39.000	58	21Alp And	2.0730	11000.	78	44956	No
134	GOM_NL__2PRFIN20101005_174947_000000482093_00313_44956_5351.N1	05-OCT-2010 17:49:47	Bright	48.000	53	43Bet And	2.0480	3300.0	96	44956	No
135	GOM_NL__2PRFIN20101005_175450_000000422093_00313_44956_5352.N1	05-OCT-2010 17:54:50	Bright	42.000	68	18Alp Cas	2.2250	4500.0	84	44956	No
136	GOM_NL__2PRFIN20101005_175616_000000402093_00313_44956_5353.N1	05-OCT-2010 17:56:16	Bright	39.500	76	27Gam Cas	2.3000	30000.	79	44956	No
137	GOM_NL__2PRFIN20101005_175937_000000522093_00313_44956_5354.N1	05-OCT-2010 17:59:37	Bright	51.500	160	23Gam Per	2.9300	4700.0	103	44956	No
138	GOM_NL__2PRFIN20101005_182248_000000382093_00313_44956_5355.N1	05-OCT-2010 18:22:48	Bright	37.500	166	17Eps Leo	2.9800	6000.0	75	44956	No
139	GOM_NL__2PRFIN20101005_184011_000000492093_00313_44956_5356.N1	05-OCT-2010 18:40:11	Dark	48.500	132	15Rho Pup	2.8030	6900.0	97	44956	No
140	GOM_NL__2PRFIN20101005_184349_000000422093_00313_44956_5357.N1	05-OCT-2010 18:43:49	Dark	41.500	70	Zet Pup	2.2460	39000.	83	44956	No
141	GOM_NL__2PRFIN20101005_184602_000000582093_00313_44956_5358.N1	05-OCT-2010 18:46:02	Dark	57.500	23	21Eps CMa	1.5020	26000.	115	44956	No
142	GOM_NL__2PRFIN20101005_190243_000000492093_00314_44957_5382.N1	05-OCT-2010 19:02:43	Straylight	49.000	157	The1Eri	2.9060	9300.0	98	44957	No
143	GOM_NL__2PRFIN20101005_191250_000000482093_00314_44957_5383.N1	05-OCT-2010 19:12:50	Straylight	47.500	52	16Bet Cet	2.0370	4500.0	95	44957	No
144	GOM_NL__2PRFIN20101005_192257_000000392093_00314_44957_5384.N1	05-OCT-2010 19:22:57	Bright	39.000	140	88Gam Peg	2.8340	26000.	78	44957	No
145	GOM_NL__2PRFIN20101005_192702_000000382093_00314_44957_5385.N1	05-OCT-2010 19:27:02	Bright	38.000	58	21Alp And	2.0730	11000.	76	44957	No
146	GOM_NL__2PRFIN20101005_193022_000000462093_00314_44957_5386.N1	05-OCT-2010 19:30:22	Bright	46.000	53	43Bet And	2.0480	3300.0	92	44957	No
147	GOM_NL__2PRFIN20101005_193526_000000432093_00314_44957_5387.N1	05-OCT-2010 19:35:26	Bright	42.500	68	18Alp Cas	2.2250	4500.0	85	44957	No
148	GOM_NL__2PRFIN20101005_193651_000000412093_00314_44957_5388.N1	05-OCT-2010 19:36:51	Bright	40.500	76	27Gam Cas	2.3000	30000.	81	44957	No
149	GOM_NL__2PRFIN20101005_194012_000000522093_00314_44957_5389.N1	05-OCT-2010 19:40:12	Bright	52.000	160	23Gam Per	2.9300	4700.0	104	44957	No
150	GOM_NL__2PRFIN20101005_200324_000000372093_00314_44957_5390.N1	05-OCT-2010 20:03:24	Bright	37.000	166	17Eps Leo	2.9800	6000.0	74	44957	No
151	GOM_NL__2PRFIN20101005_202048_000000502093_00314_44957_5391.N1	05-OCT-2010 20:20:48	Dark	49.500	132	15Rho Pup	2.8030	6900.0	99	44957	No
152	GOM_NL__2PRFIN20101005_202426_000000432093_00314_44957_5392.N1	05-OCT-2010 20:24:26	Dark	43.000	70	Zet Pup	2.2460	39000.	86	44957	No
153	GOM_NL__2PRFIN20101005_202639_000000552093_00314_44957_5393.N1	05-OCT-2010 20:26:39	Dark	55.000	23	21Eps CMa	1.5020	26000.	110	44957	No
154	GOM_NL__2PRFIN20101005_204320_000000492093_00315_44958_5429.N1	05-OCT-2010 20:43:20	Straylight	48.500	157	The1Eri	2.9060	9300.0	97	44958	No
155	GOM_NL__2PRFIN20101005_205326_000000542093_00315_44958_5430.N1	05-OCT-2010 20:53:26	Straylight	54.000	52	16Bet Cet	2.0370	4500.0	108	44958	No
156	GOM_NL__2PRFIN20101005_210333_000000392093_00315_44958_5431.N1	05-OCT-2010 21:03:33	Bright	39.000	140	88Gam Peg	2.8340	26000.	78	44958	No
157	GOM_NL__2PRFIN20101005_210738_000000392093_00315_44958_5432.N1	05-OCT-2010 21:07:38	Bright	38.500	58	21Alp And	2.0730	11000.	77	44958	No
158	GOM_NL__2PRFIN20101005_211058_000000432093_00315_44958_5433.N1	05-OCT-2010 21:10:58	Bright	42.500	53	43Bet And	2.0480	3300.0	85	44958	No
159	GOM_NL__2PRFIN20101005_211602_000000402093_00315_44958_5434.N1	05-OCT-2010 21:16:02	Bright	39.500	68	18Alp Cas	2.2250	4500.0	79	44958	No
160	GOM_NL__2PRFIN20101005_211727_000000402093_00315_44958_5435.N1	05-OCT-2010 21:17:27	Bright	40.000	76	27Gam Cas	2.3000	30000.	80	44958	No

161	GOM_NL__2PRFIN20101005_212046_000000542093_00315_44958_5436.N1	05-OCT-2010 21:20:46	Bright	54.000	160	23Gam Per	2.9300	4700.0	108	44958	No
162	GOM_NL__2PRFIN20101005_214400_000000362093_00315_44958_5437.N1	05-OCT-2010 21:44:00	Bright	35.500	166	17Eps Leo	2.9800	6000.0	71	44958	No
163	GOM_NL__2PRFIN20101005_220124_000000512093_00315_44958_5438.N1	05-OCT-2010 22:01:24	Dark	50.500	132	15Rho Pup	2.8030	6900.0	101	44958	No
164	GOM_NL__2PRFIN20101005_220502_000000422093_00315_44958_5439.N1	05-OCT-2010 22:05:02	Dark	42.000	70	Zet Pup	2.2460	39000.	84	44958	No
165	GOM_NL__2PRFIN20101005_220717_000000572093_00315_44958_5440.N1	05-OCT-2010 22:07:17	Dark	56.500	23	21Eps CMa	1.5020	26000.	113	44958	No
166	GOM_NL__2PRFIN20101005_222356_000000482093_00316_44959_5490.N1	05-OCT-2010 22:23:56	Straylight	48.000	157	The1Eri	2.9060	9300.0	96	44959	No
167	GOM_NL__2PRFIN20101005_223401_000000492093_00316_44959_5491.N1	05-OCT-2010 22:34:01	Straylight	48.500	52	16Bet Cet	2.0370	4500.0	97	44959	No
168	GOM_NL__2PRFIN20101005_224409_000000382093_00316_44959_5492.N1	05-OCT-2010 22:44:09	Bright	38.000	140	88Gam Peg	2.8340	26000.	76	44959	No
169	GOM_NL__2PRFIN20101005_224814_000000382093_00316_44959_5493.N1	05-OCT-2010 22:48:14	Bright	38.000	58	21Alp And	2.0730	11000.	76	44959	No
170	GOM_NL__2PRFIN20101005_225133_000000452093_00316_44959_5494.N1	05-OCT-2010 22:51:33	Bright	44.500	53	43Bet And	2.0480	3300.0	89	44959	No
171	GOM_NL__2PRFIN20101005_225637_000000412093_00316_44959_5495.N1	05-OCT-2010 22:56:37	Bright	41.000	68	18Alp Cas	2.2250	4500.0	82	44959	No
172	GOM_NL__2PRFIN20101005_225803_000000372093_00316_44959_5496.N1	05-OCT-2010 22:58:03	Bright	36.500	76	27Gam Cas	2.3000	30000.	73	44959	No
173	GOM_NL__2PRFIN20101005_230122_000000482093_00316_44959_5497.N1	05-OCT-2010 23:01:22	Bright	47.500	160	23Gam Per	2.9300	4700.0	95	44959	No
174	GOM_NL__2PRFIN20101005_232436_000000362093_00316_44959_5498.N1	05-OCT-2010 23:24:36	Bright	35.500	166	17Eps Leo	2.9800	6000.0	71	44959	No
175	GOM_NL__2PRFIN20101005_234754_000000562093_00316_44959_5499.N1	05-OCT-2010 23:47:54	Dark	56.000	23	21Eps CMa	1.5020	26000.	112	44959	No

3. Quality information per product

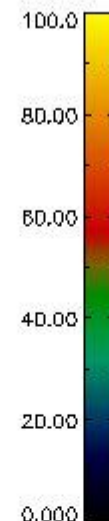
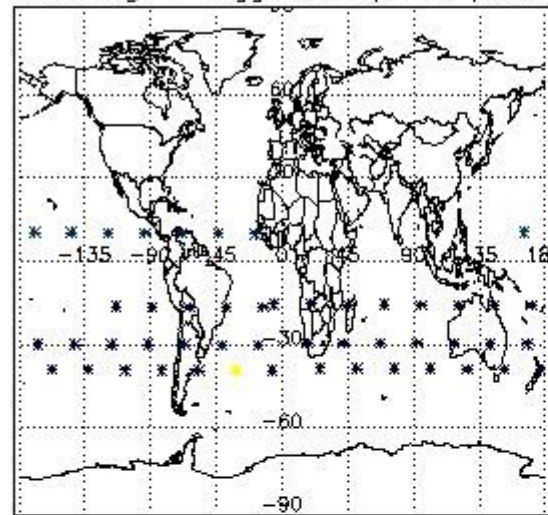
In this section it is plotted some information contained in the Quality Summary data set of the level 2 products. Only products in dark limb conditions and without errors (error flag in the MPH set to "0") are used.

3.1 Plot quality information per product (time dependant)

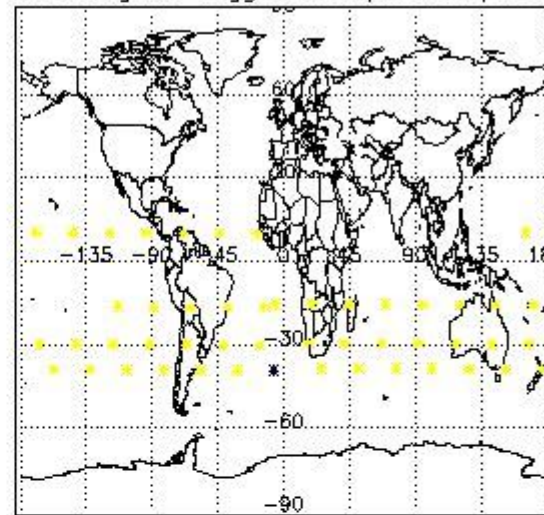


3.2 Plot quality information per product (world map)

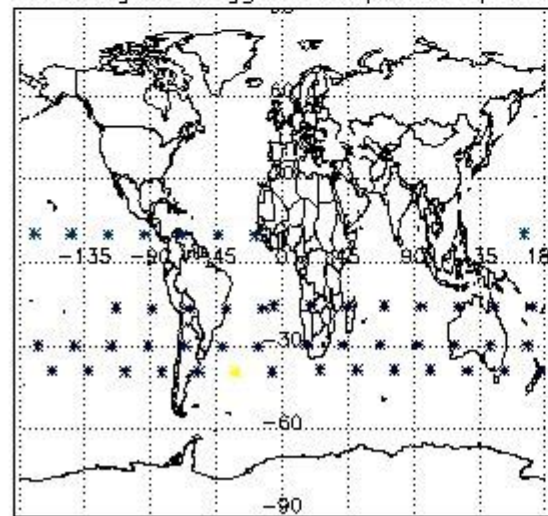
Percentage of flagged data per O3 profile



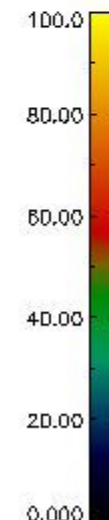
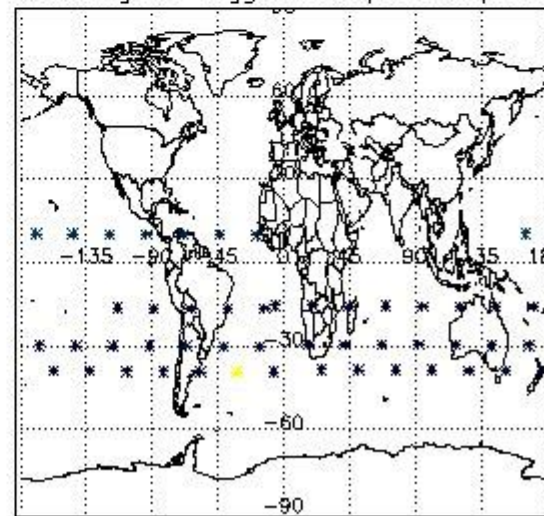
Percentage of flagged data per H2O profile



Percentage of flagged data per NO2 profile



Percentage of flagged data per NO3 profile

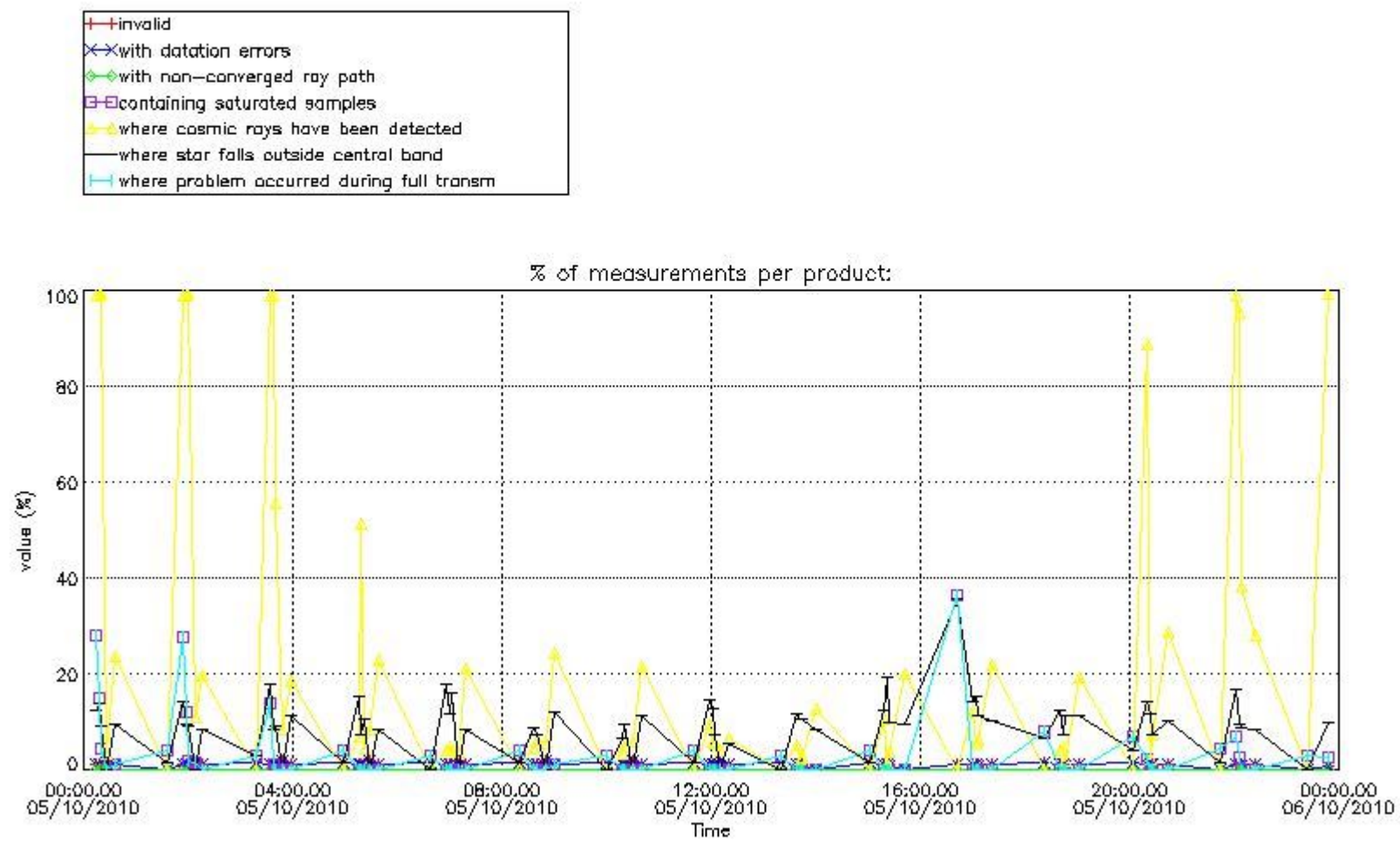


4. Level 1 quality information per product

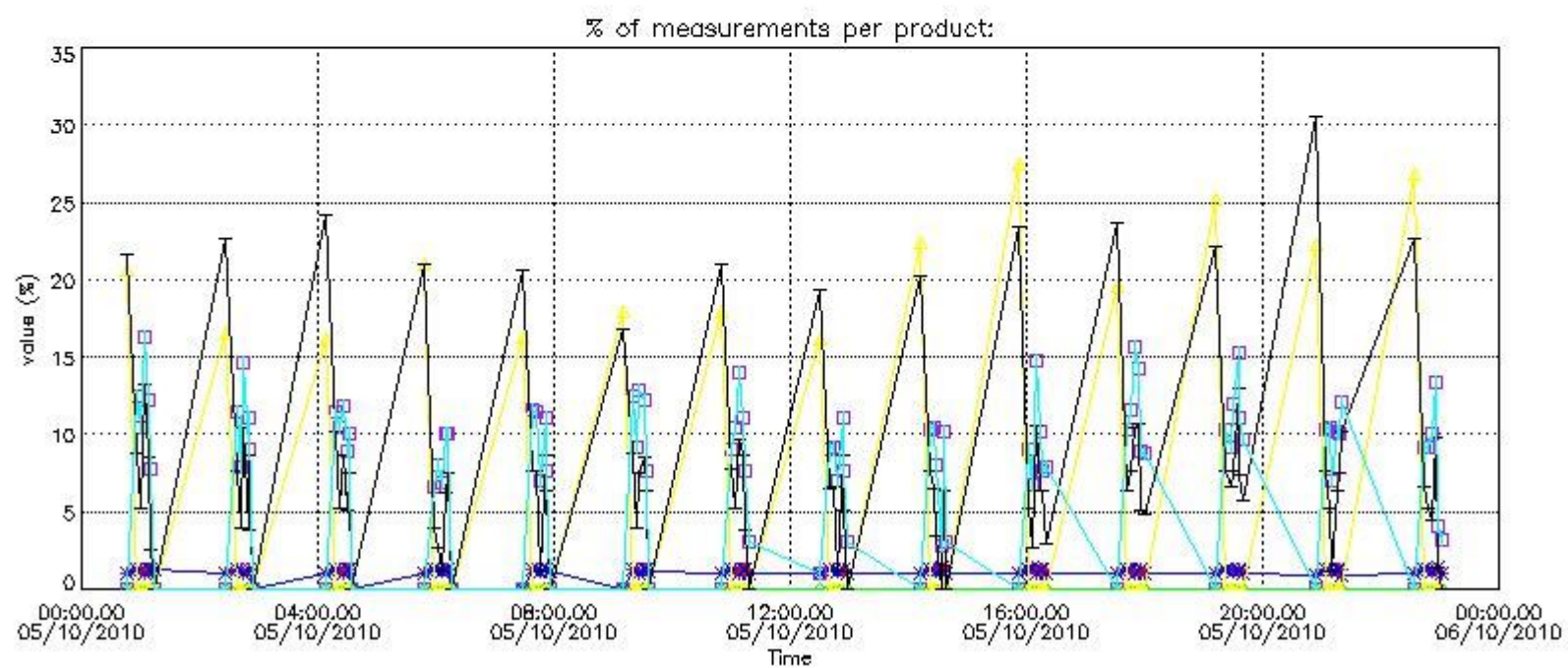
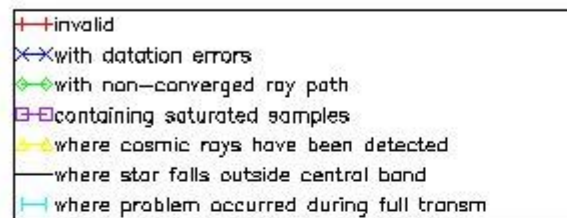
In this section it is plotted some information contained in the Quality Summary data set of the level 2 products that comes from the level 1b processing. Products without errors (error flag in the MPH set to "0") are used.

4.1 Plot quality information per product (time dependant) coming from level 1b processing

4.1.1 Plot level 1 quality information per product (time dependant): ENVISAT ASCENDING passes

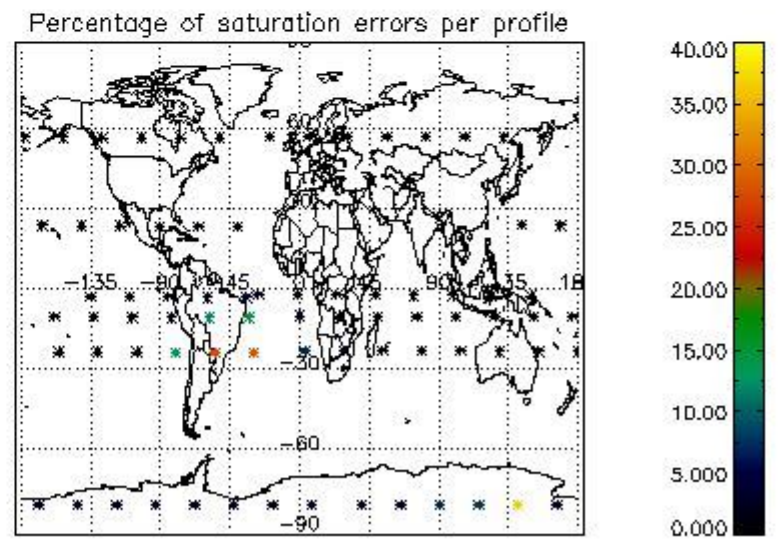
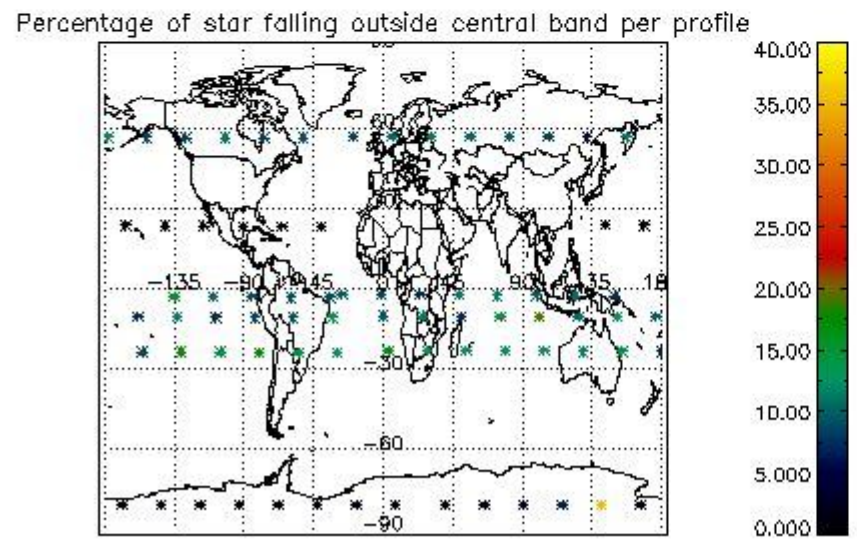
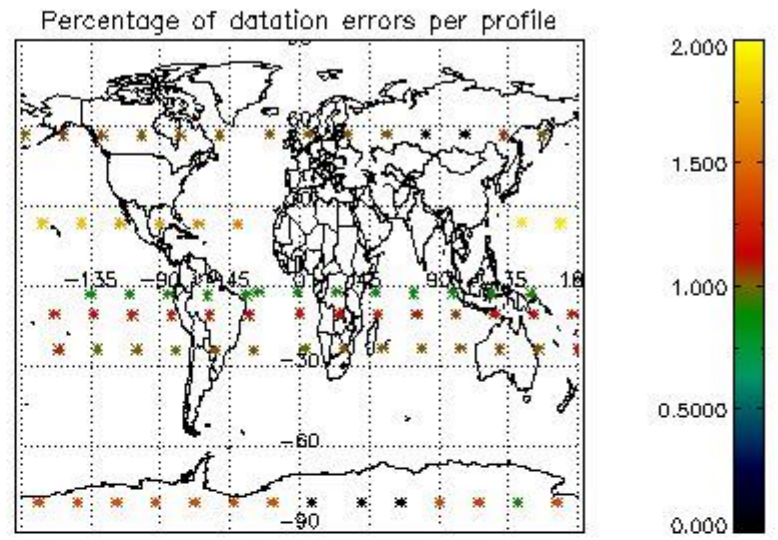
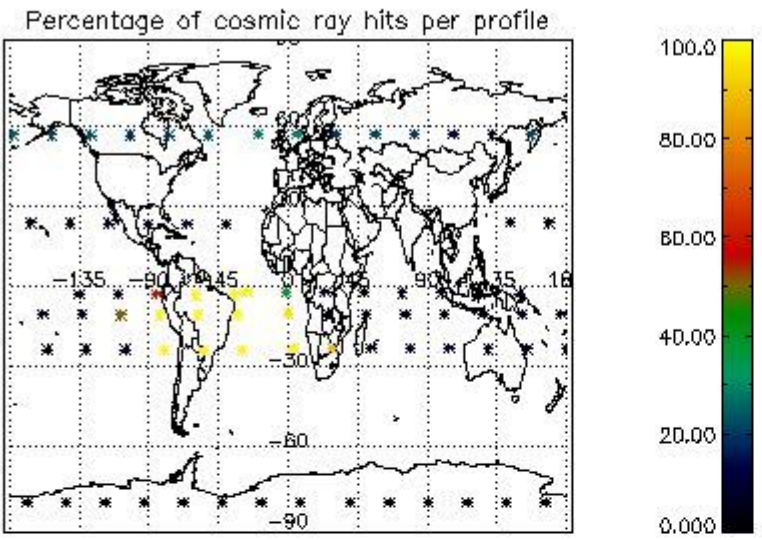


4.1.2 Plot level 1 quality information per product (time dependant): ENVISAT DESCENDING passes

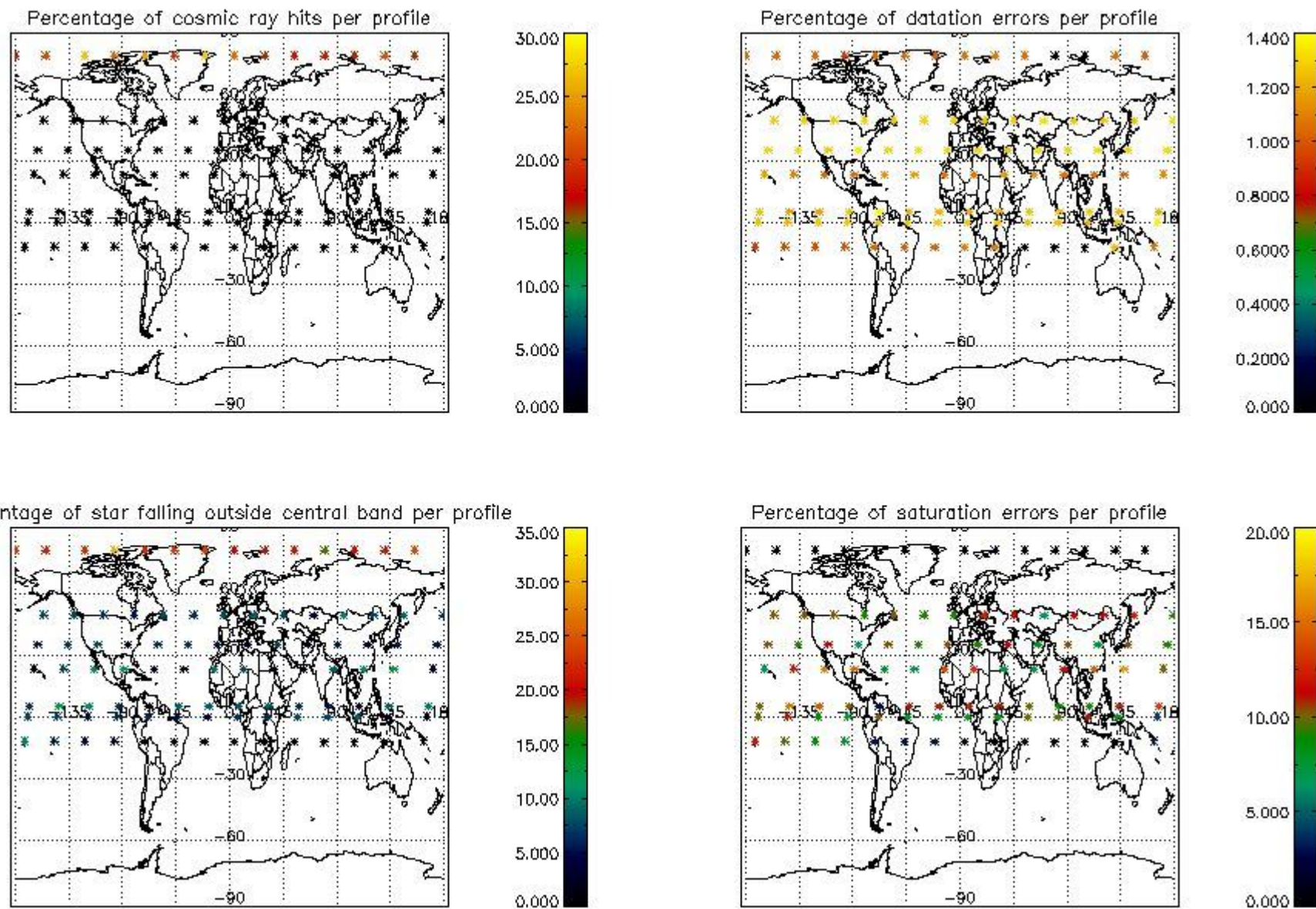


4.2 Plot quality information per product coming from level 1b processing (world map)

4.2.1 Plot level 1 quality information per product (world map): ENVISAT ASCENDING passes



4.2.2 Plot level 1 quality information per product (world map): ENVISAT DESCENDING passes



5. Trace gas profiles

5.1 Ozone statistics based on quality of products

The final quality of the products can be "measured" using the STD (Standard Deviation) attached to every point profile. This information is written to the parameter GOM_NL__2P/NL_LOCAL_SPECIES_DENSITY/o3_std of the level 2 products. The table below shows the statistics for given STD ranges.

The statistics are given with respect to the overall valid production:

- Products without fatal errors: GOM_NL__2P/MPH/PRODUCT_ERR=0
- Valid point profile: GOM_NL__2P/NL_LOCAL_SPECIES_DENSITY/pcd(0)=0

The 'Criteria' is applied to valid points of dark limb products:

- Products in dark limb illumination condition: GOM_NL__2P/NL_SUMMARY_QUALITY/obs_ill_cond=0
- Products without fatal errors: GOM_NL__2P/MPH/PRODUCT_ERR=0
- Valid point profile: GOM_NL__2P/NL_LOCAL_SPECIES_DENSITY/pcd(0)=0

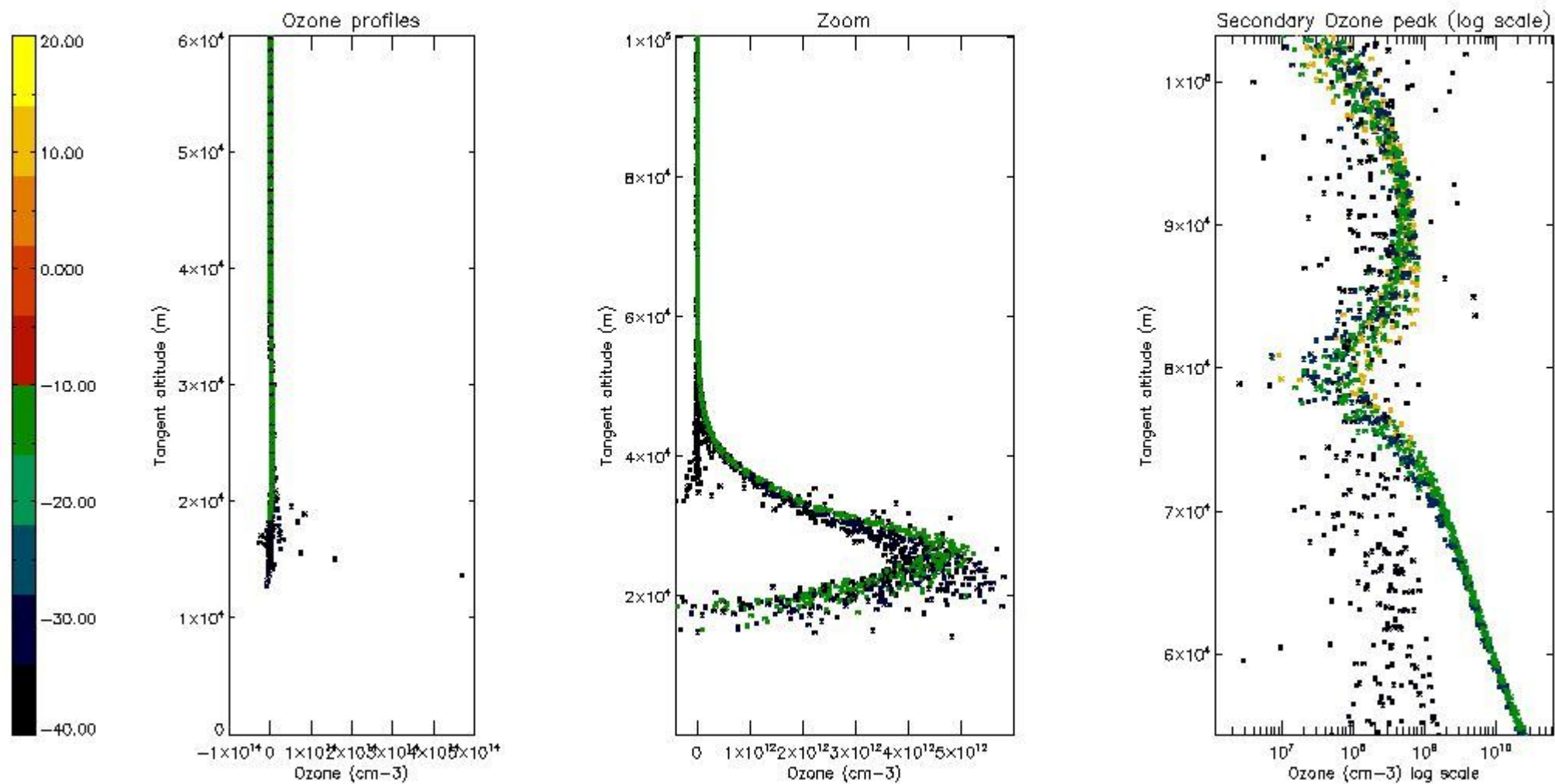
So, the table below shows the percentage of dark limb and valid observations for each criteria with respect to the overall valid daily observations.

Criteria	% of total production
All STD	30
STD < 20	16

STD < 10	13
STD < 5	10

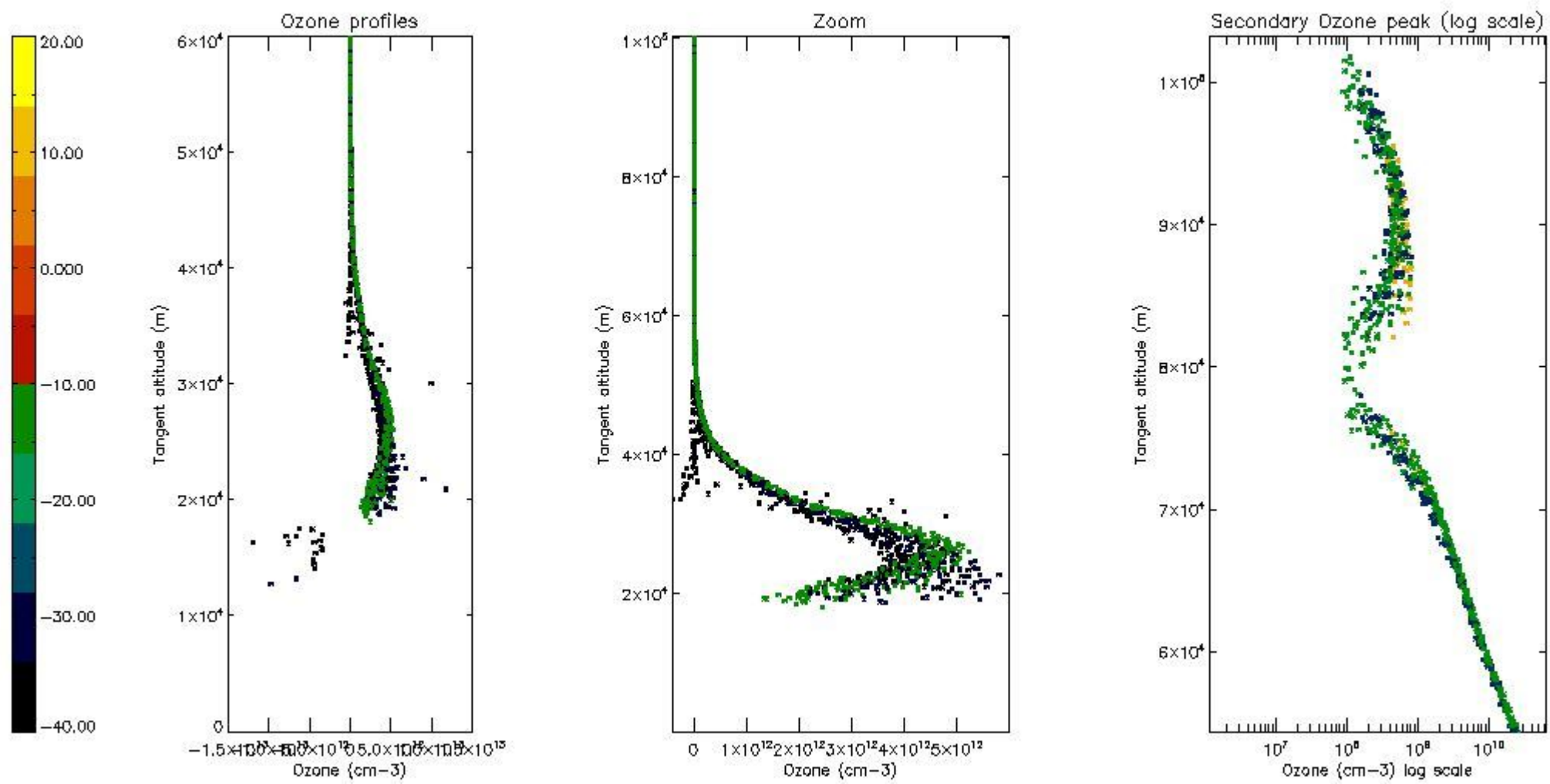
5.2 Plot ozone profiles for all STD (dark without errors)

The colorbar represents the latitude.



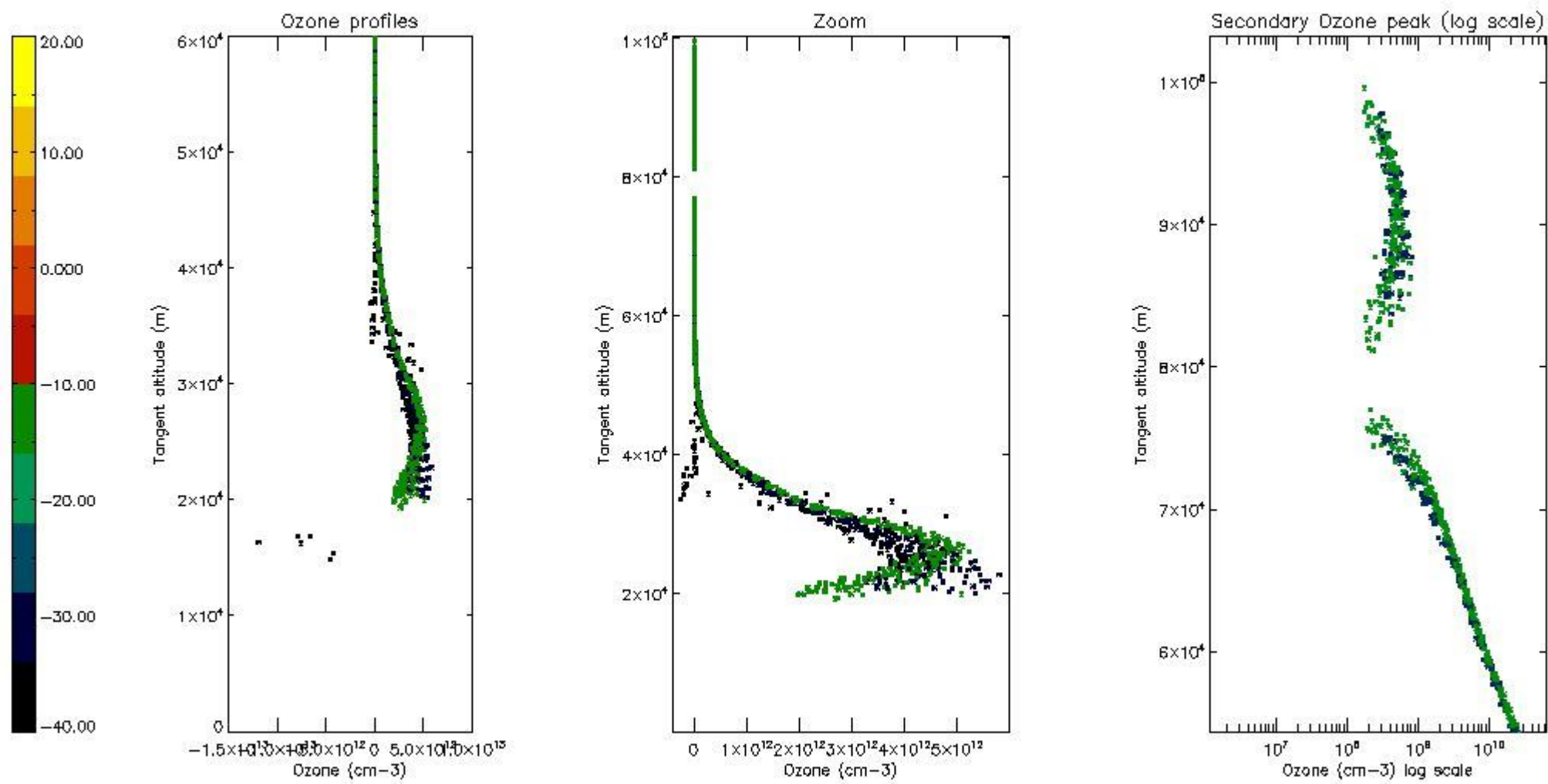
5.3 Plot ozone profiles where STD < 20% (dark without errors)

The colorbar represents the latitude.



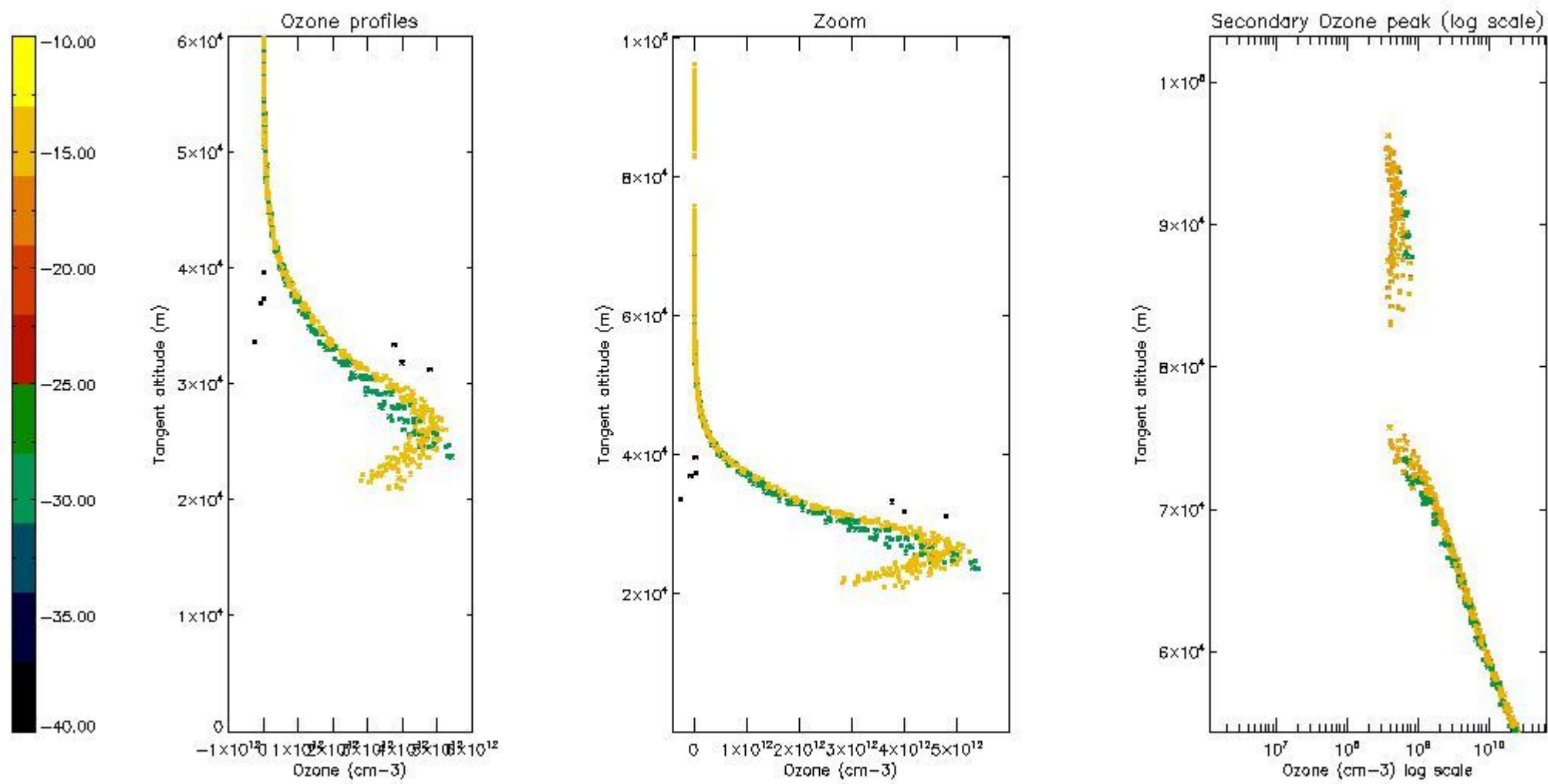
5.4 Plot ozone profiles where STD < 10% (dark without errors)

The colorbar represents the latitude.



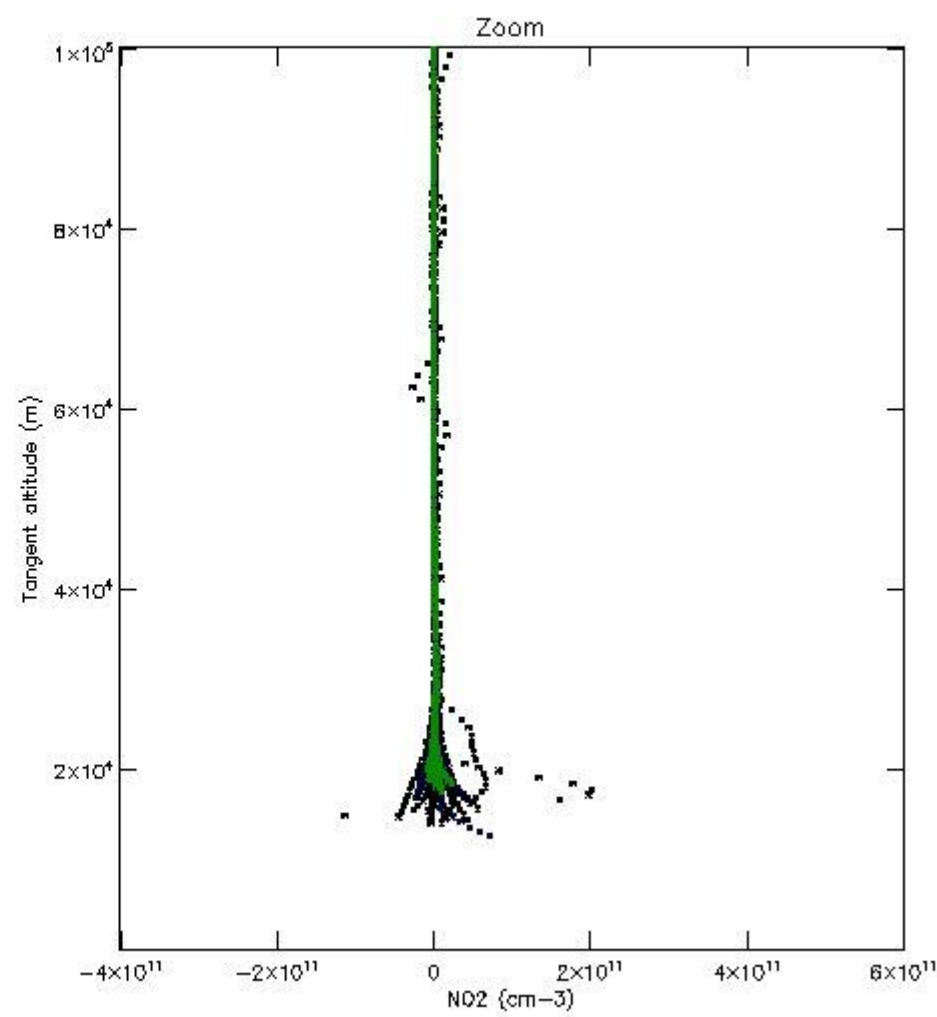
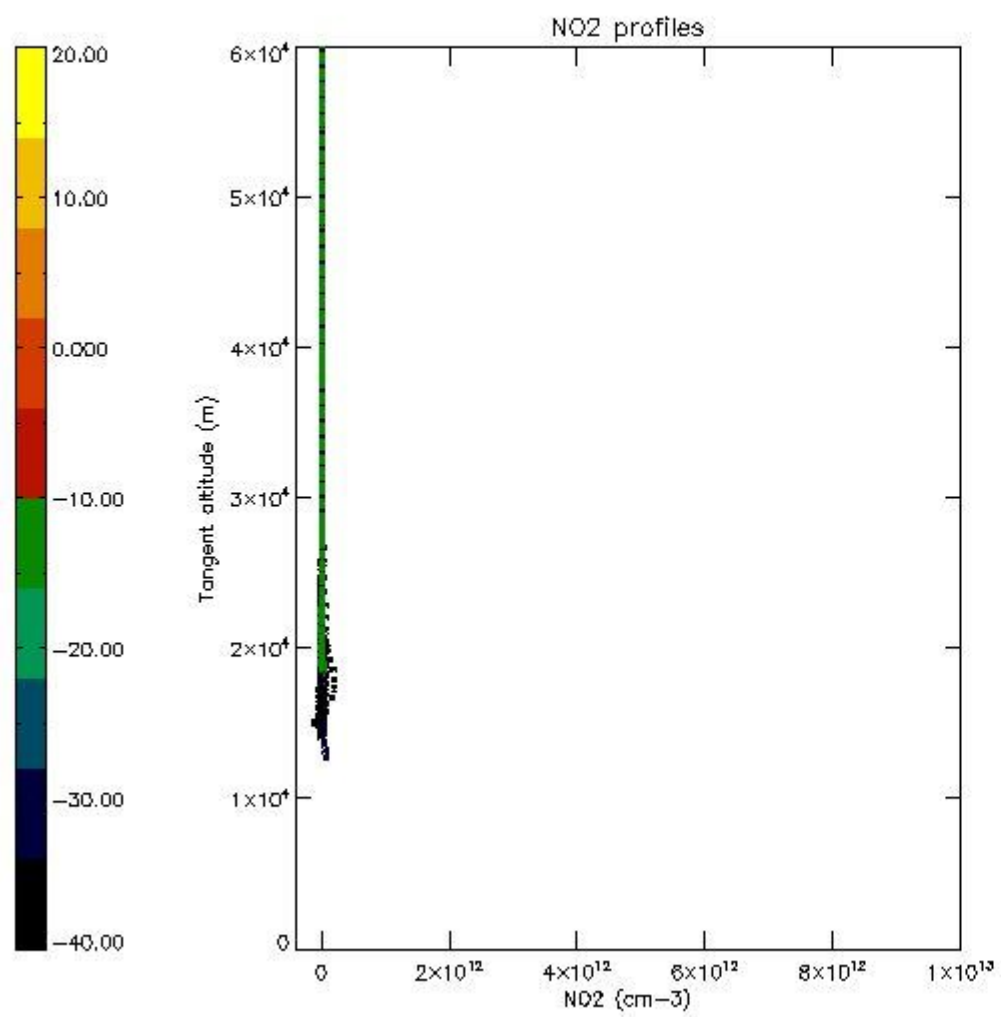
5.5 Plot ozone profiles where STD < 5% (dark without errors)

The colorbar represents the latitude.



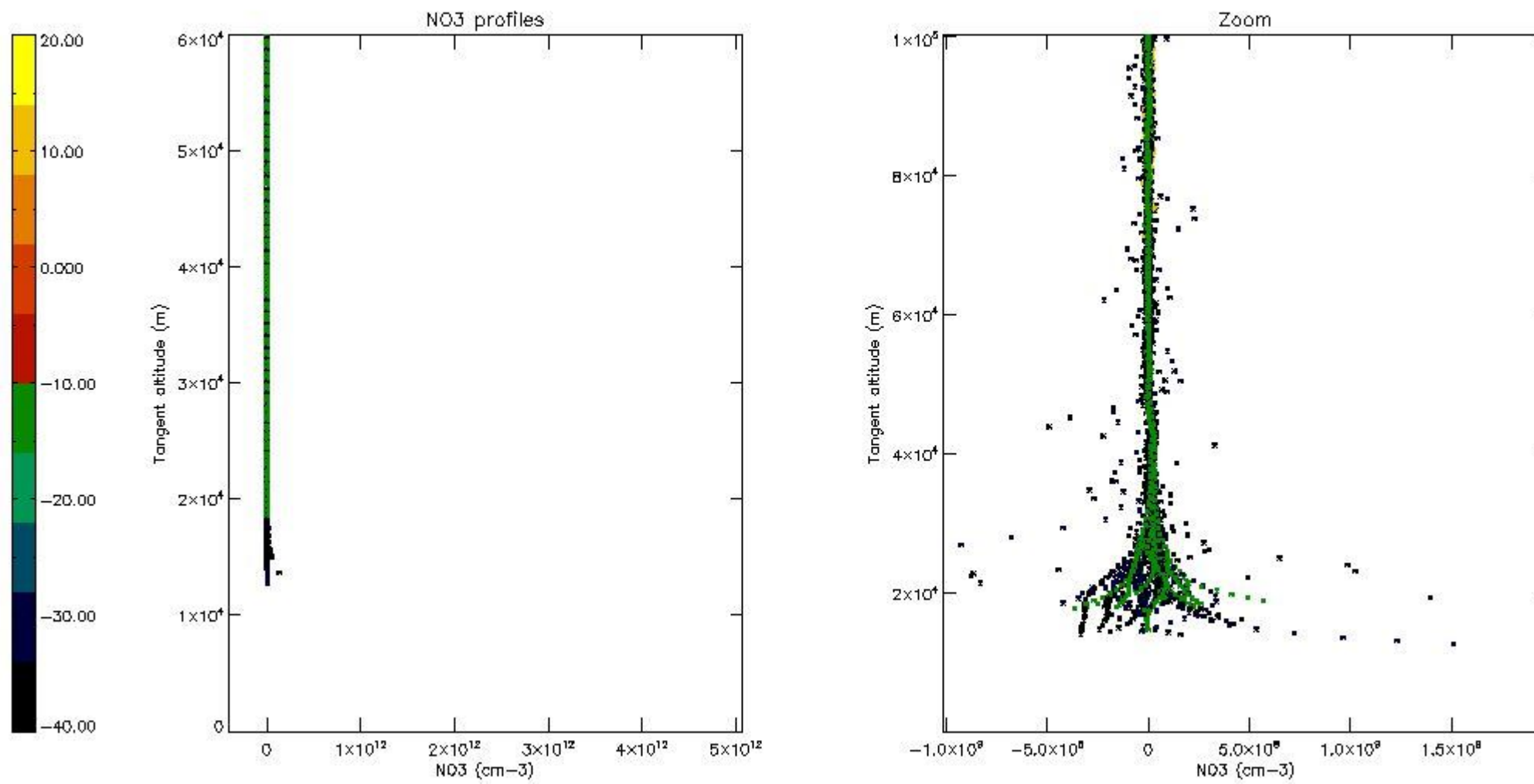
5.6 Plot NO₂ profiles for all STD (dark without errors)

The colorbar represents the latitude.



5.7 Plot NO3 profiles for all STD (dark without errors)

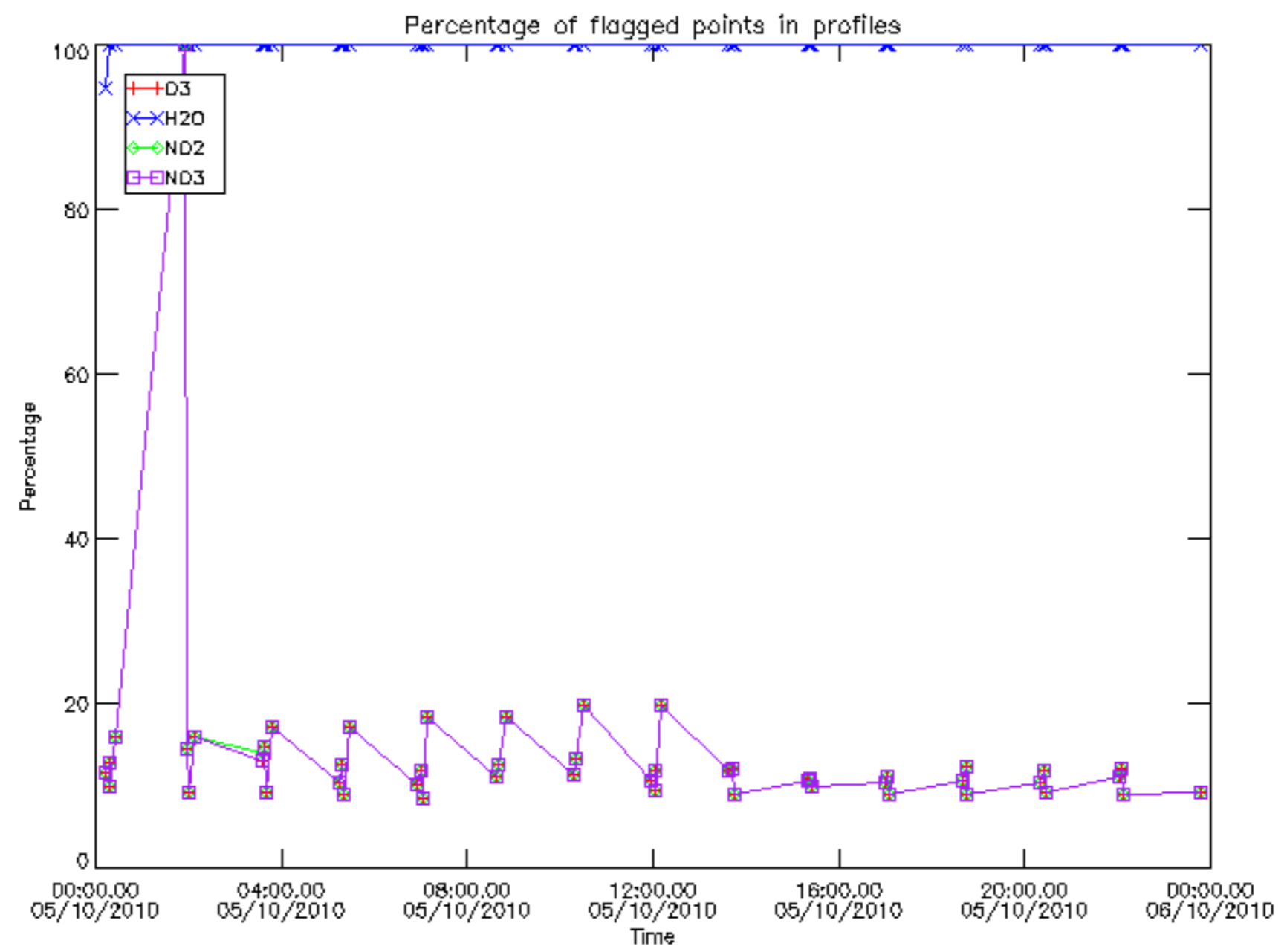
The colorbar represents the latitude.



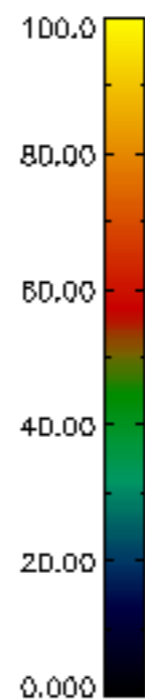
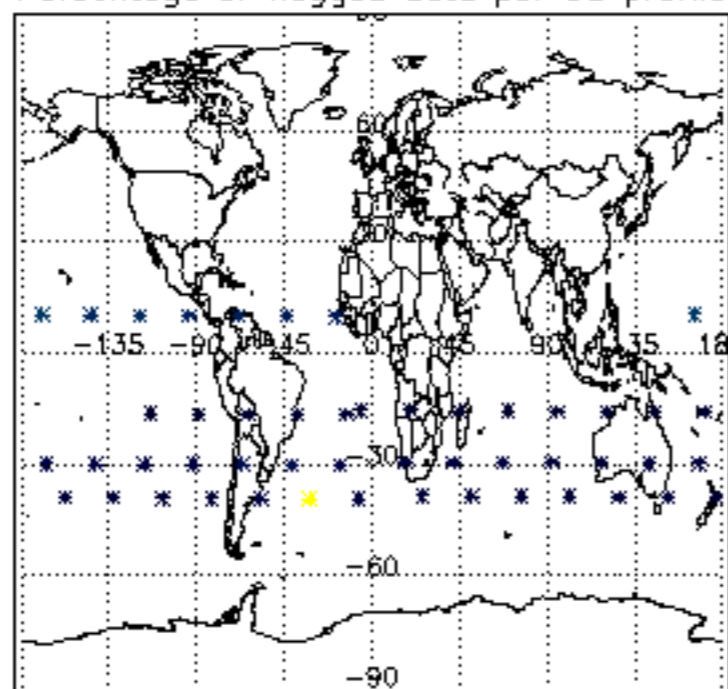
6. Auxiliary Data Files used for the production reported in section 2

The number reported in the third column indicates since which file (see list in section 2) the corresponding auxiliary file has been used. The fourth column is the date of those product files.

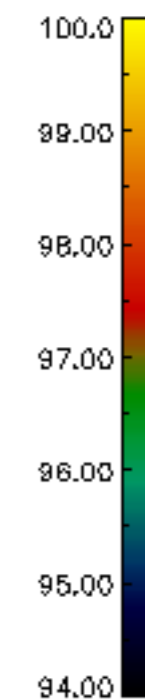
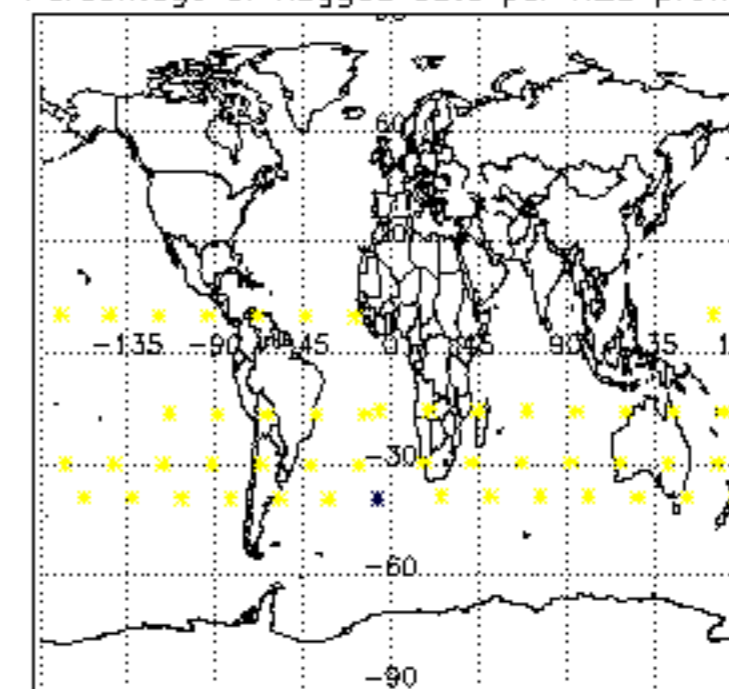
Type	Auxiliary Filename	Used since product	Used since product date
INST_PHYS_CHARACTERISTICS	GOM_INS_AXVIEC20091111_143220_20030716_120000_20500101_000000	1	05-OCT-2010 00:13:25
LEVEL-2_PROC_CONFIG	GOM_PR2_AXVIEC20091111_152718_20020301_000000_20500101_000000	1	05-OCT-2010 00:13:25
CROSS_SECTIONS_FILE	GOM_CRS_AXVIEC20091111_154832_20020301_000000_20500101_000000	1	05-OCT-2010 00:13:25



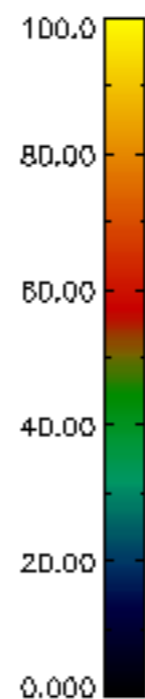
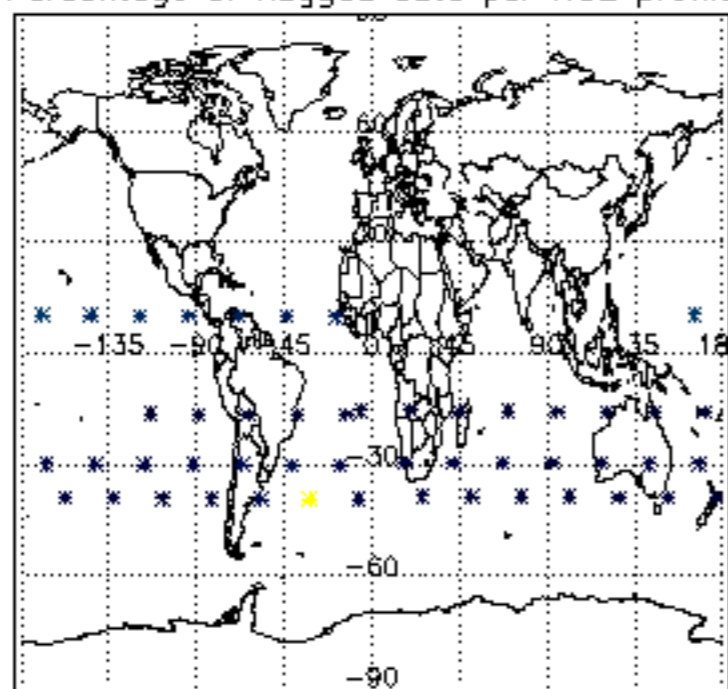
Percentage of flagged data per D3 profile



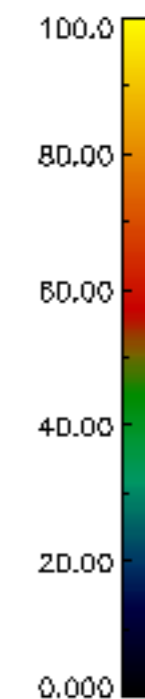
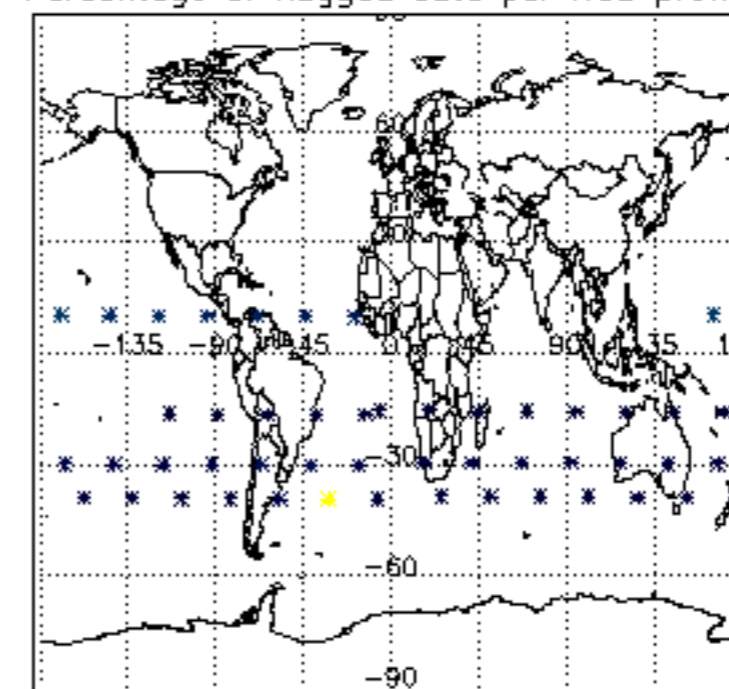
Percentage of flagged data per H2O profile

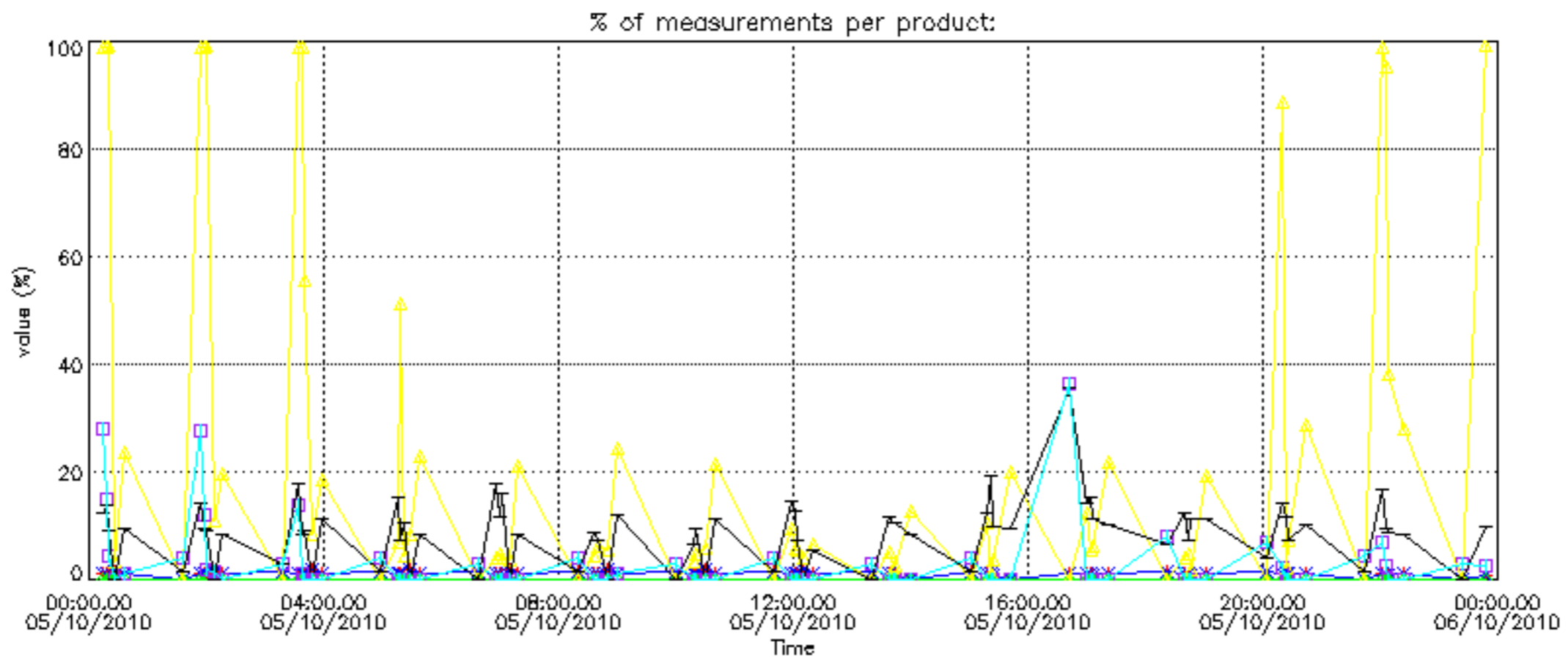


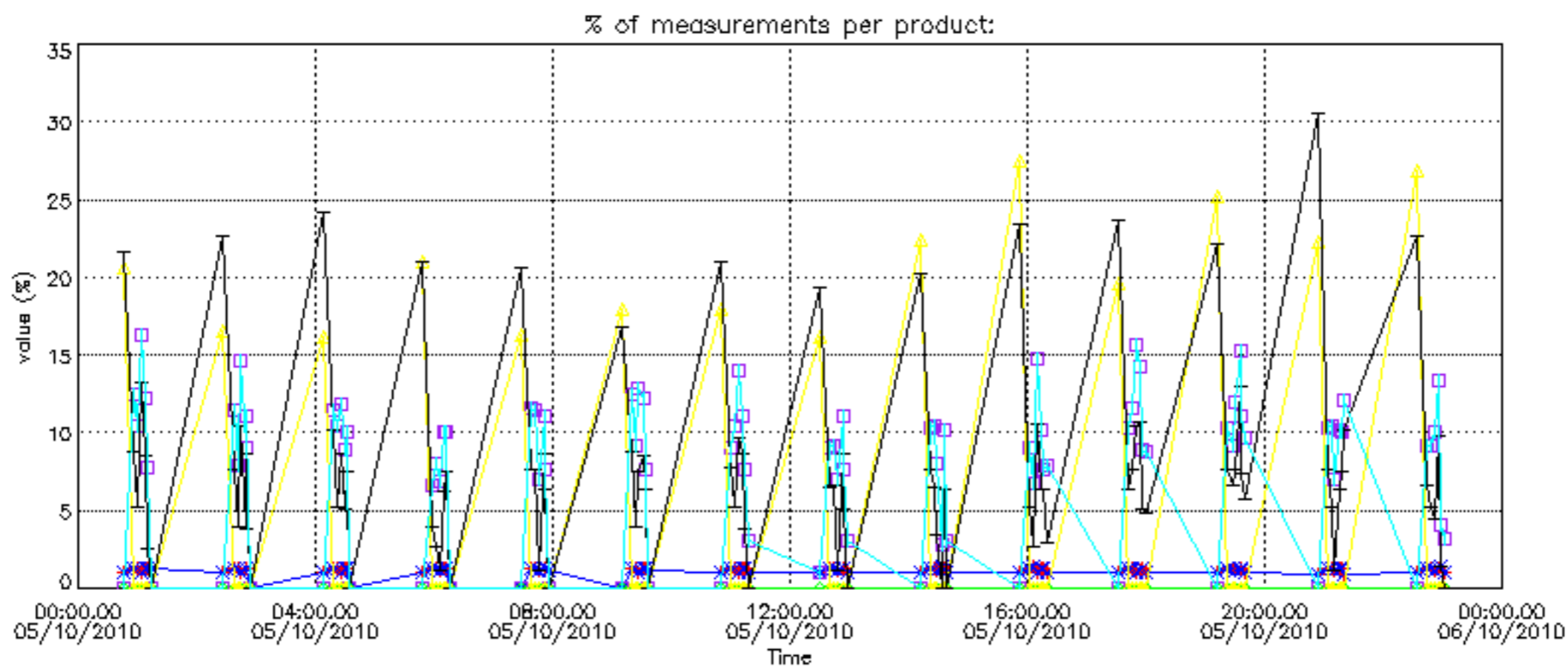
Percentage of flagged data per NO2 profile



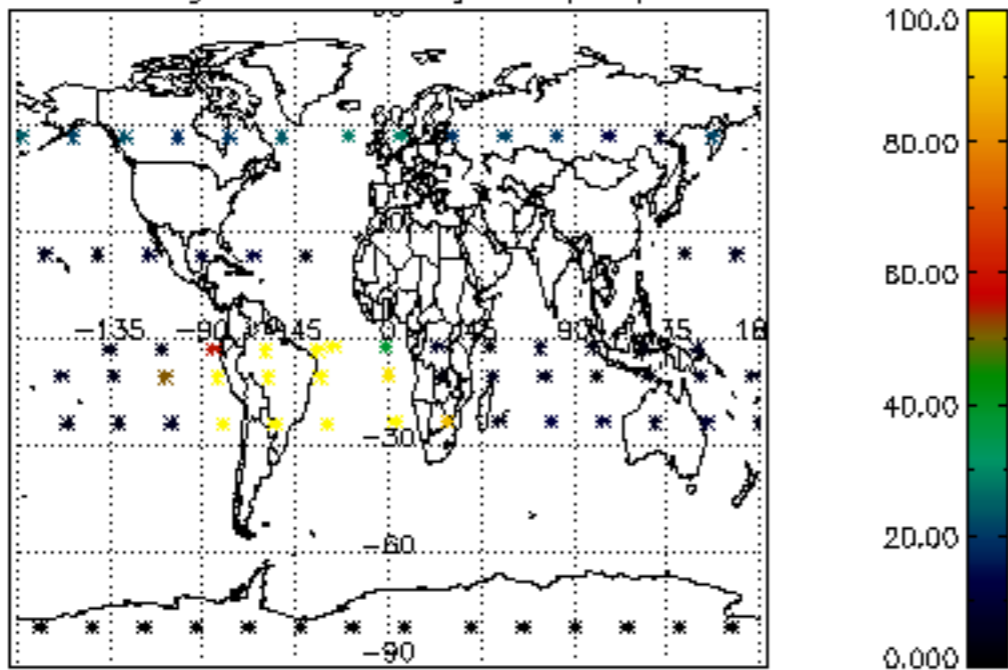
Percentage of flagged data per NO3 profile



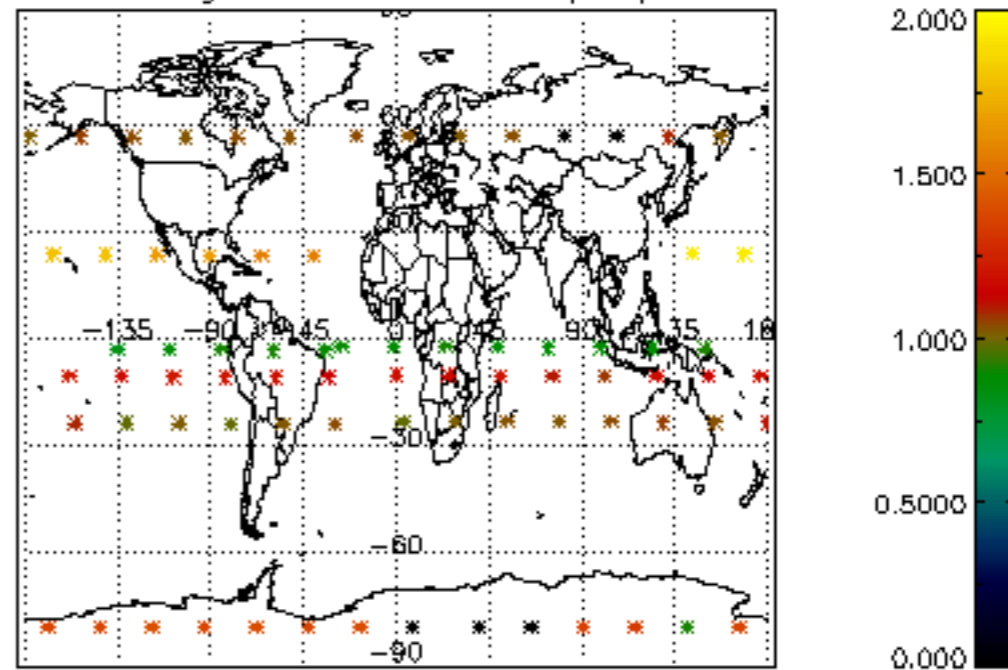




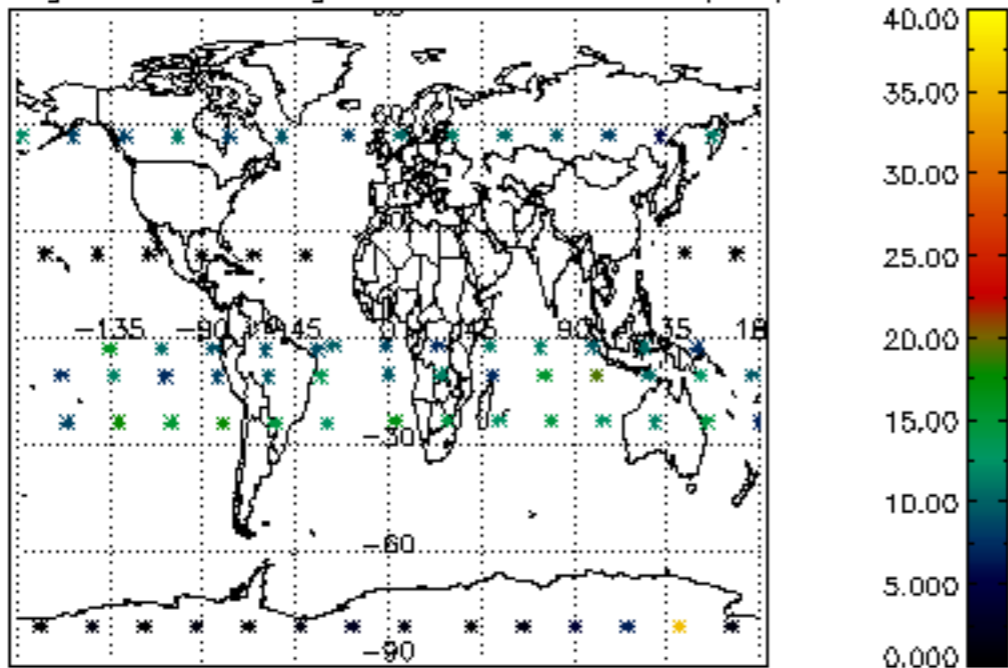
Percentage of cosmic ray hits per profile



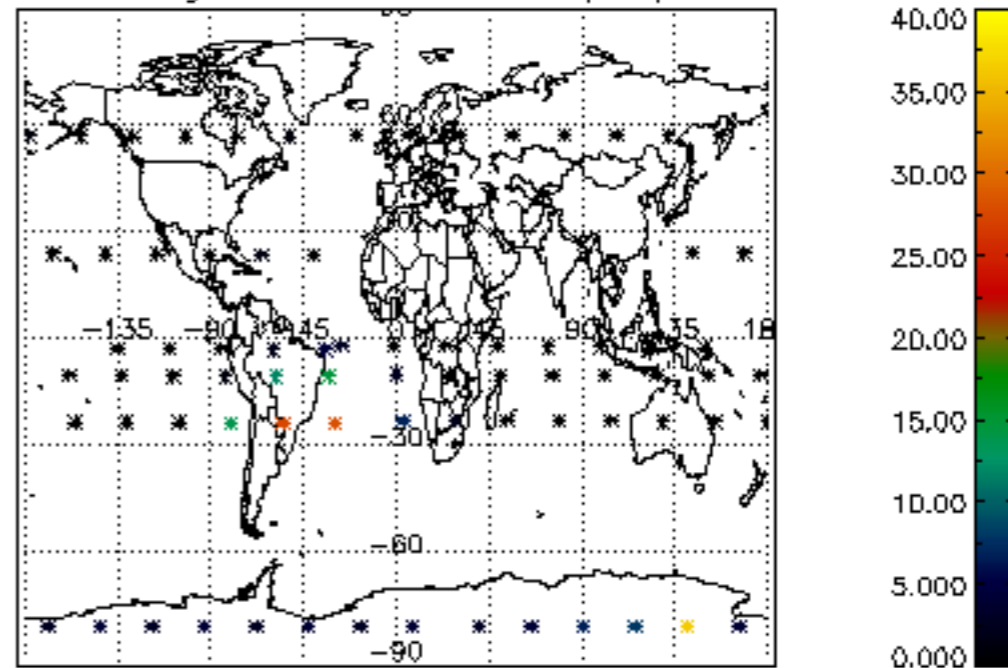
Percentage of datation errors per profile



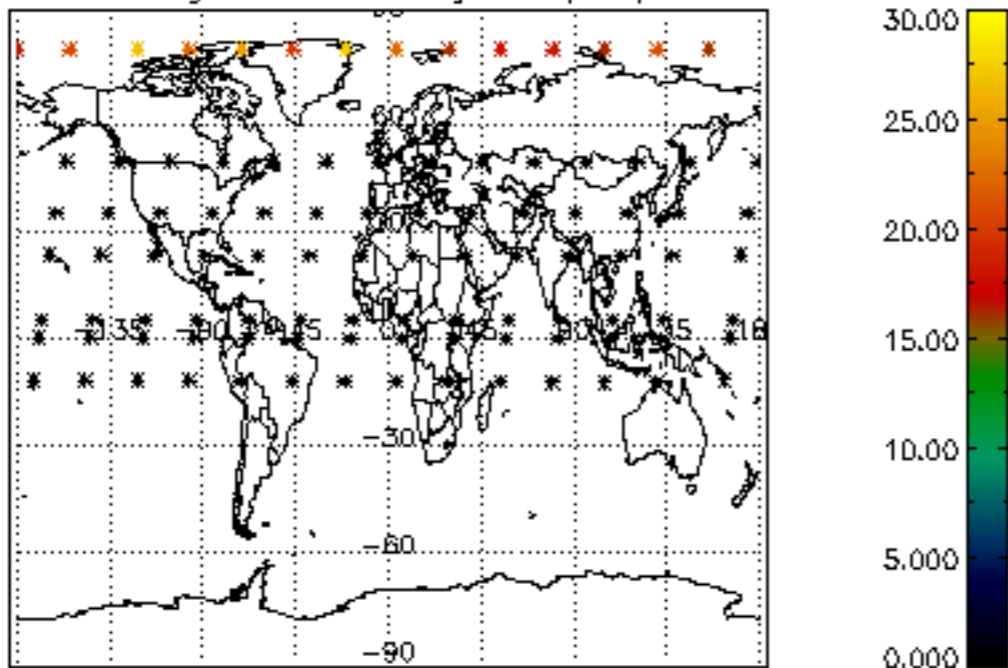
Percentage of star falling outside central band per profile



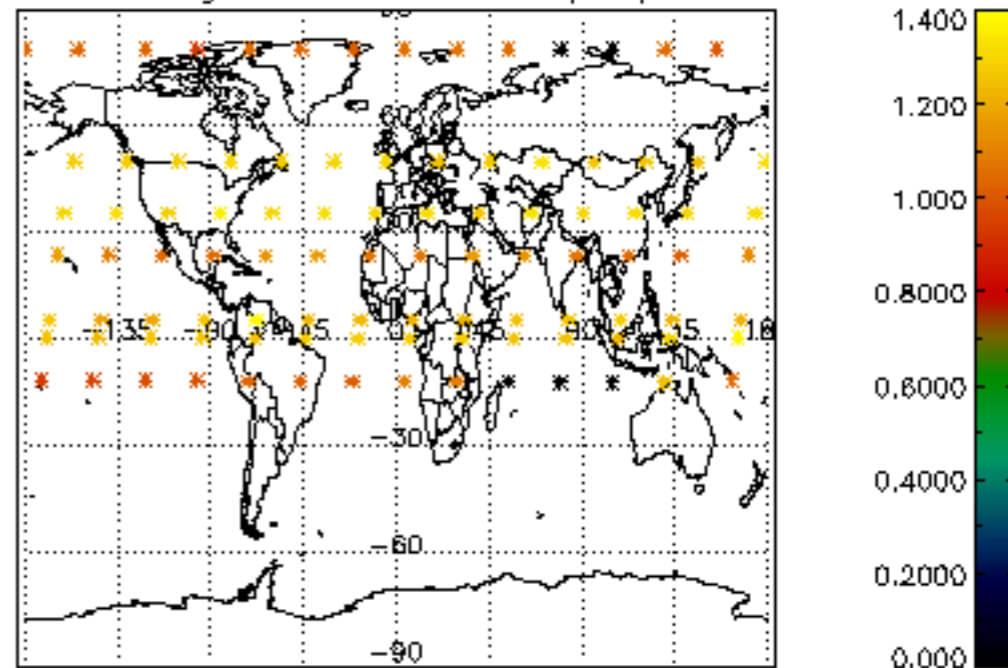
Percentage of saturation errors per profile



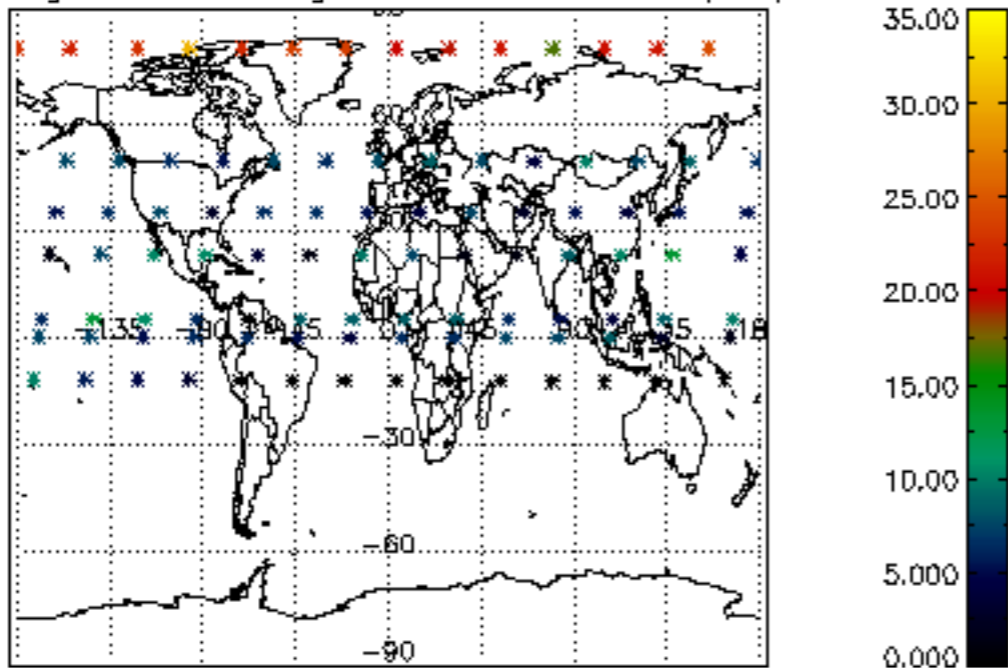
Percentage of cosmic ray hits per profile



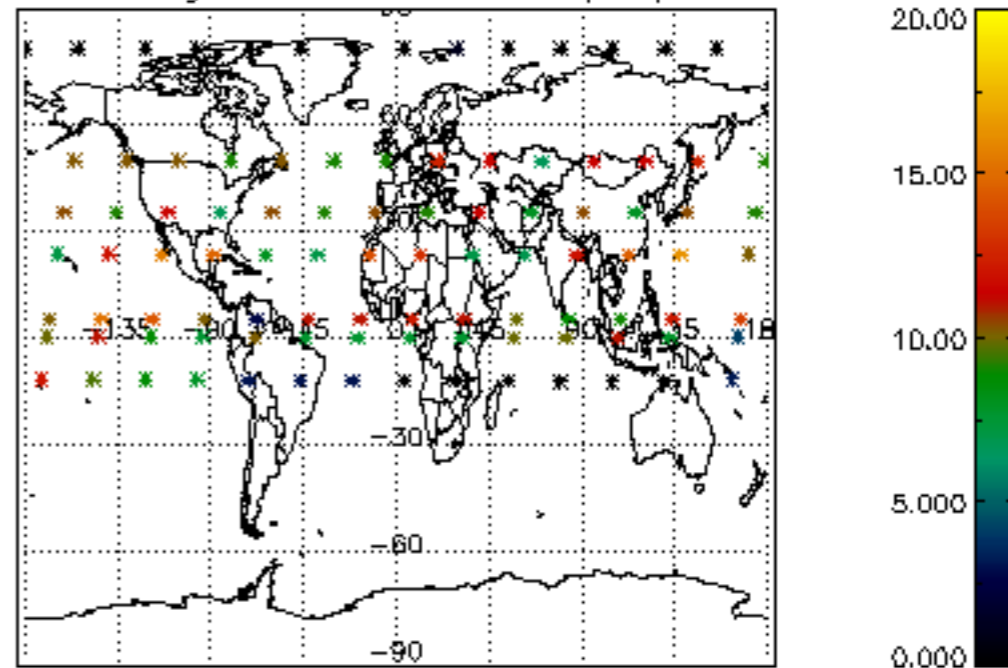
Percentage of datation errors per profile

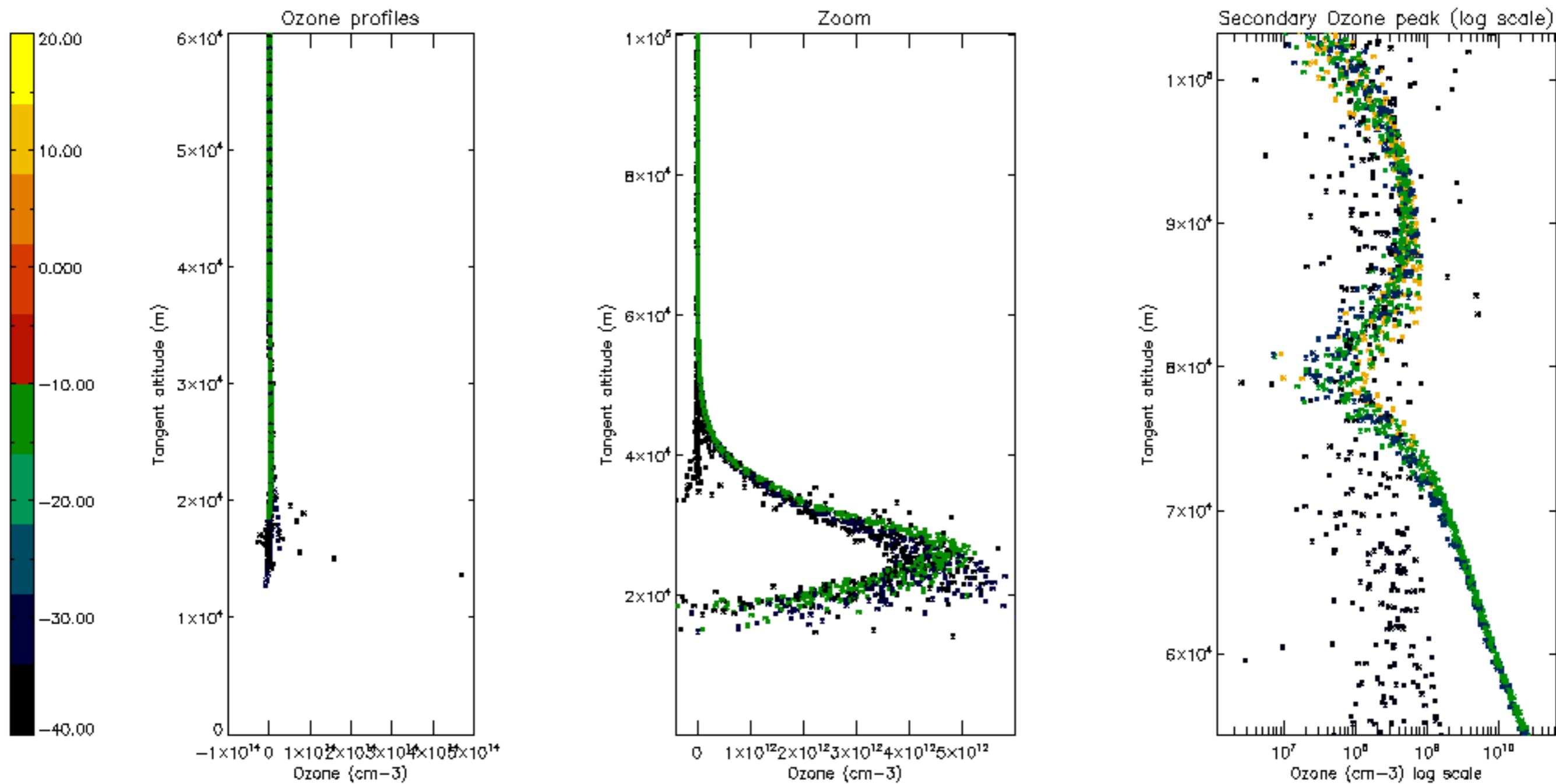


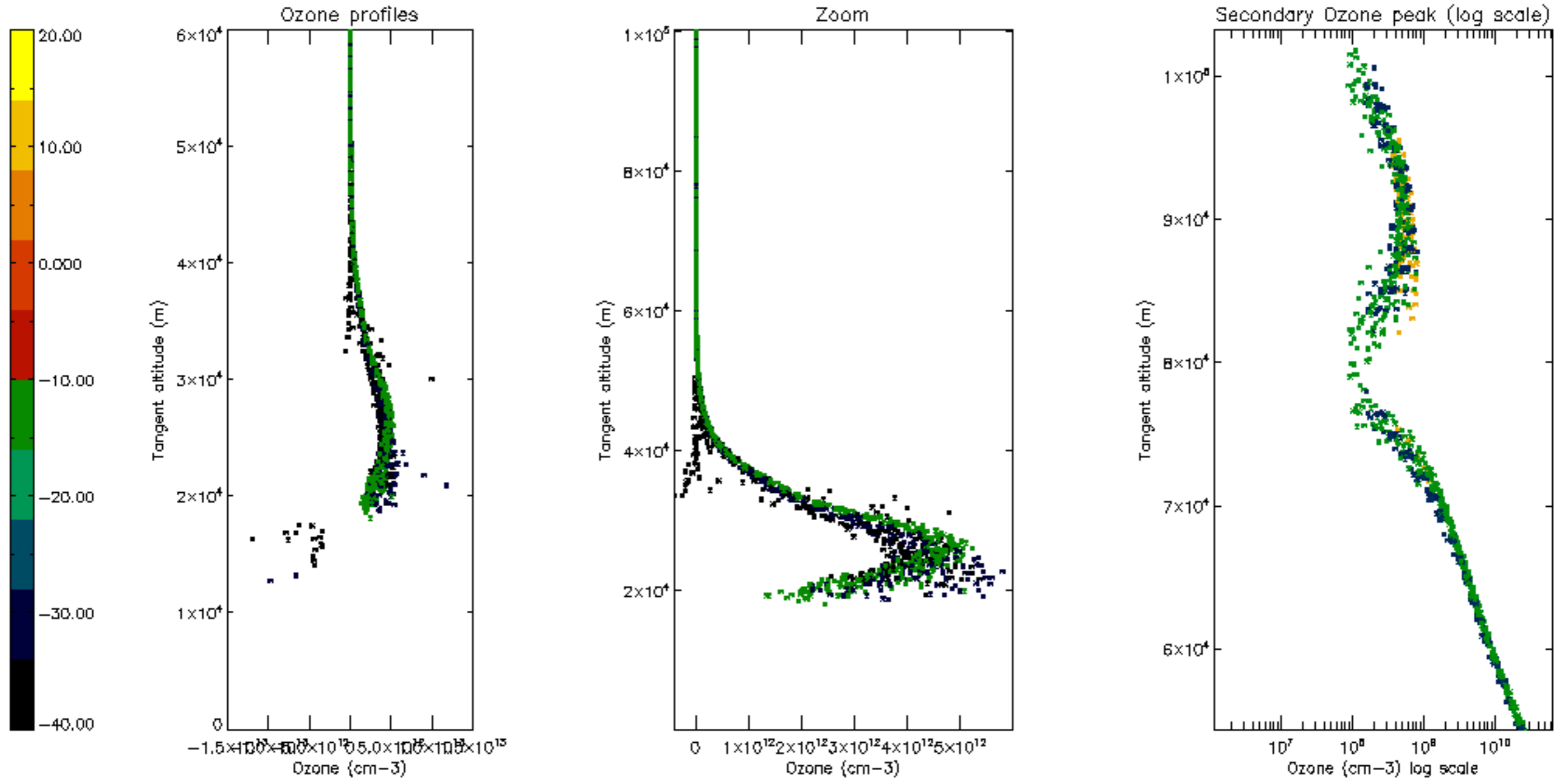
Percentage of star falling outside central band per profile

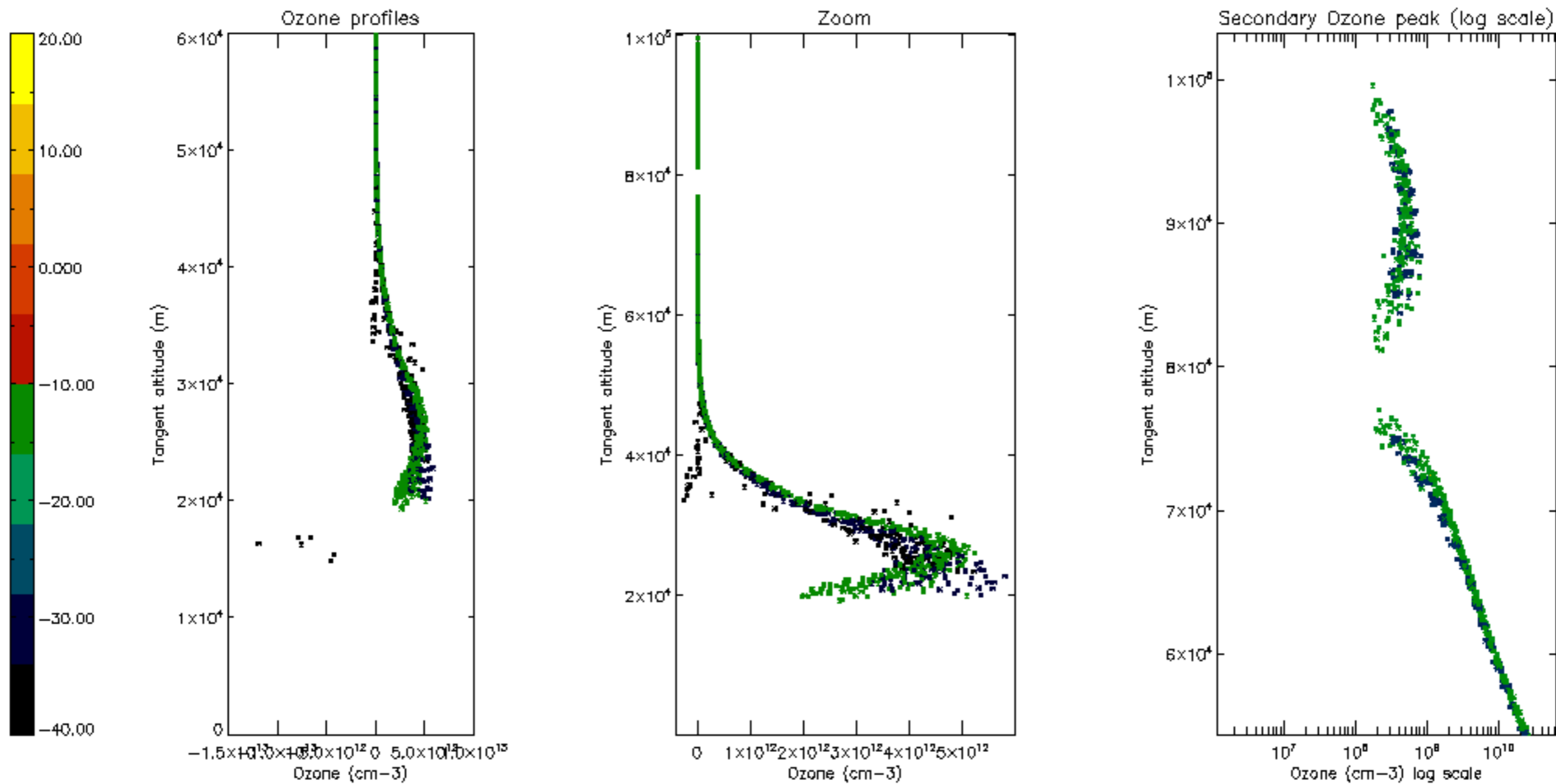


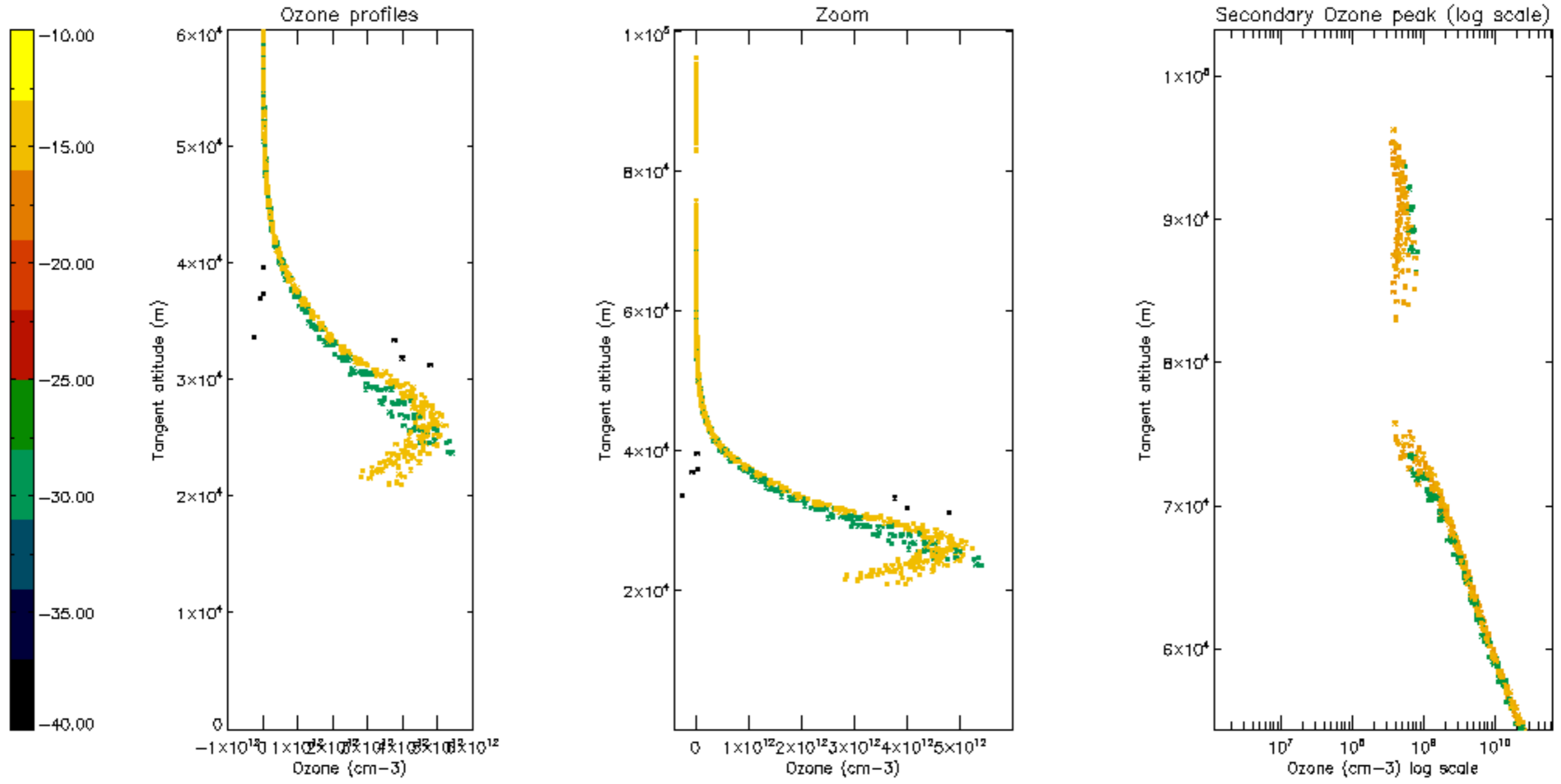
Percentage of saturation errors per profile

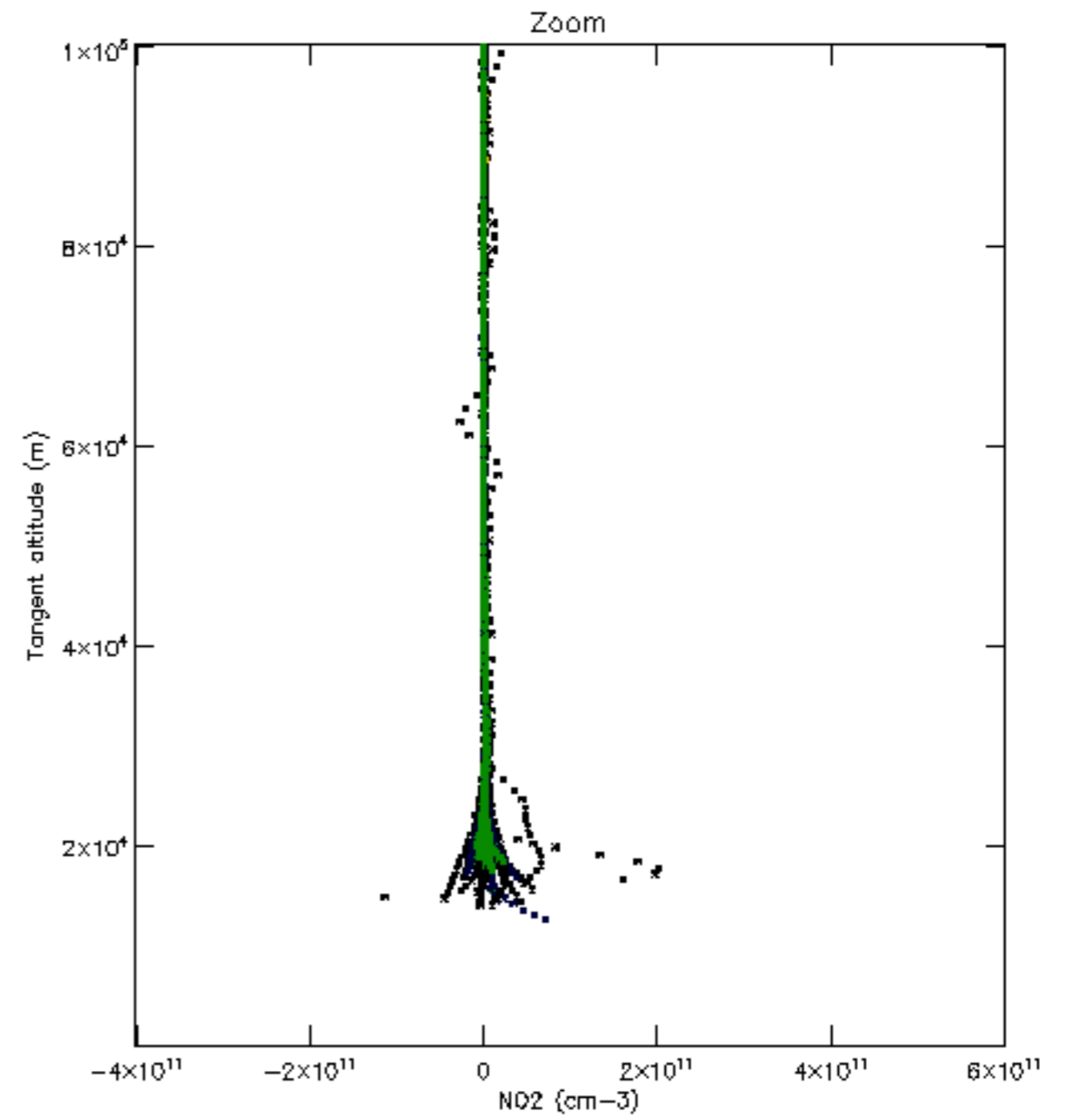
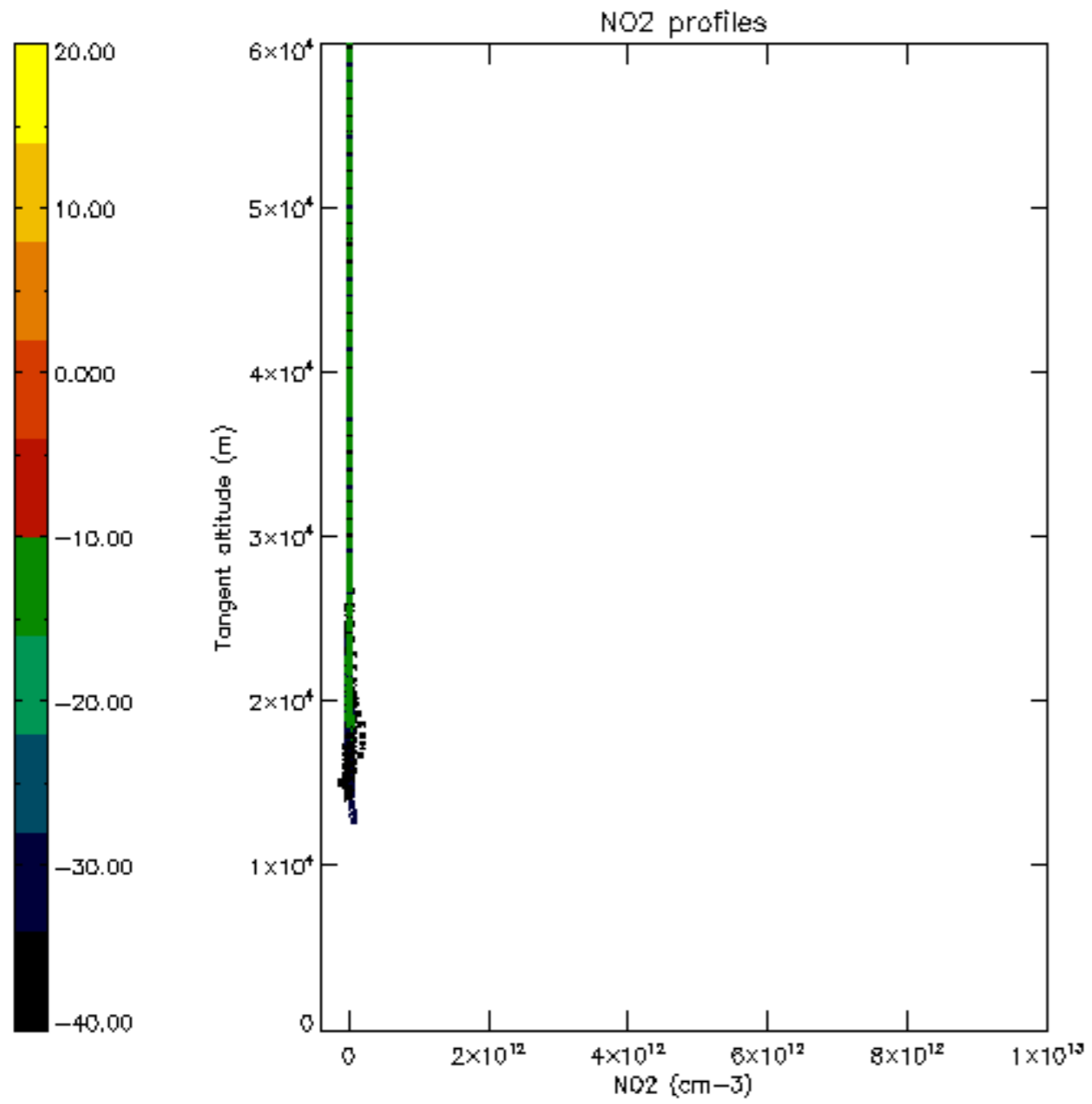


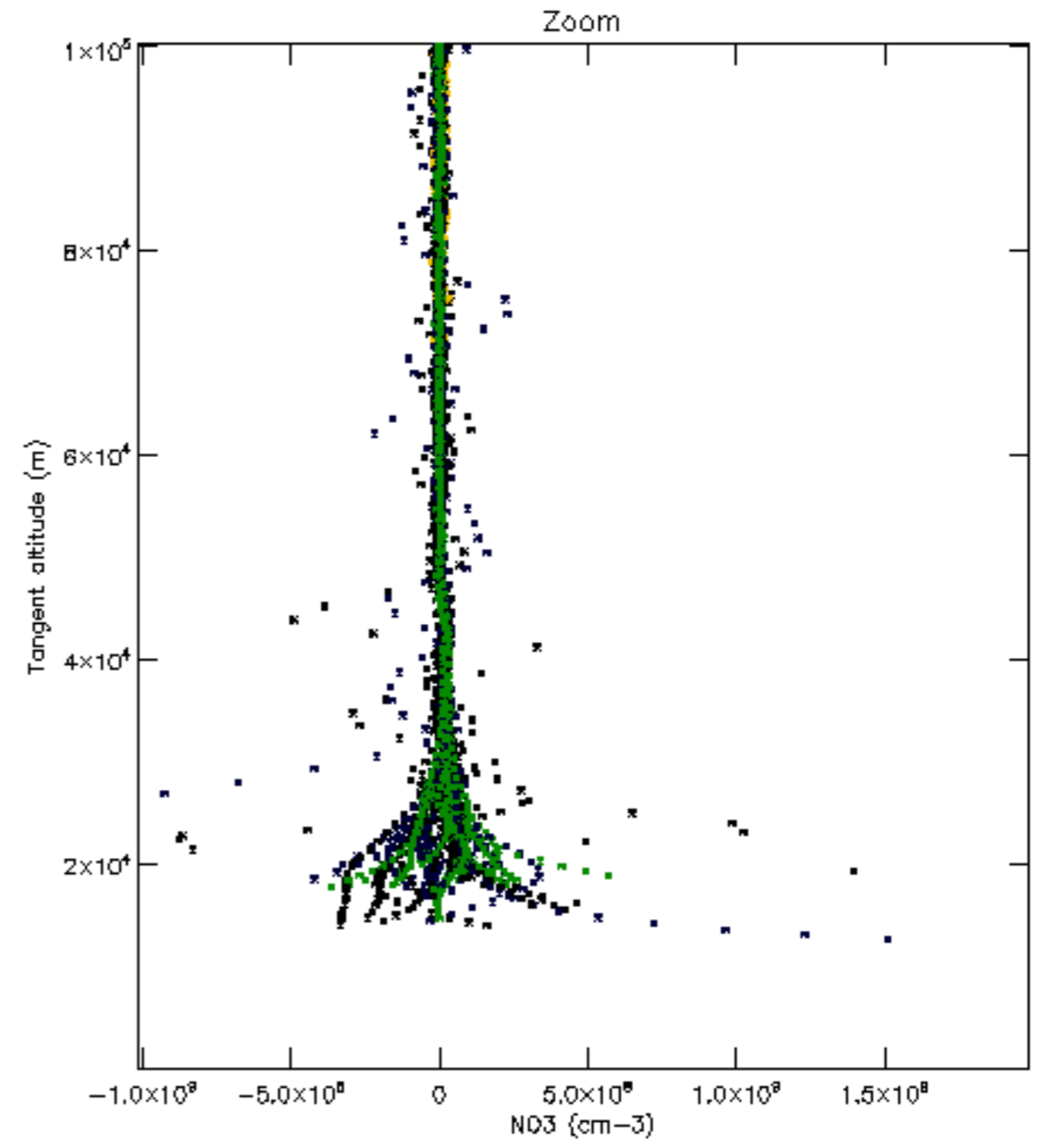
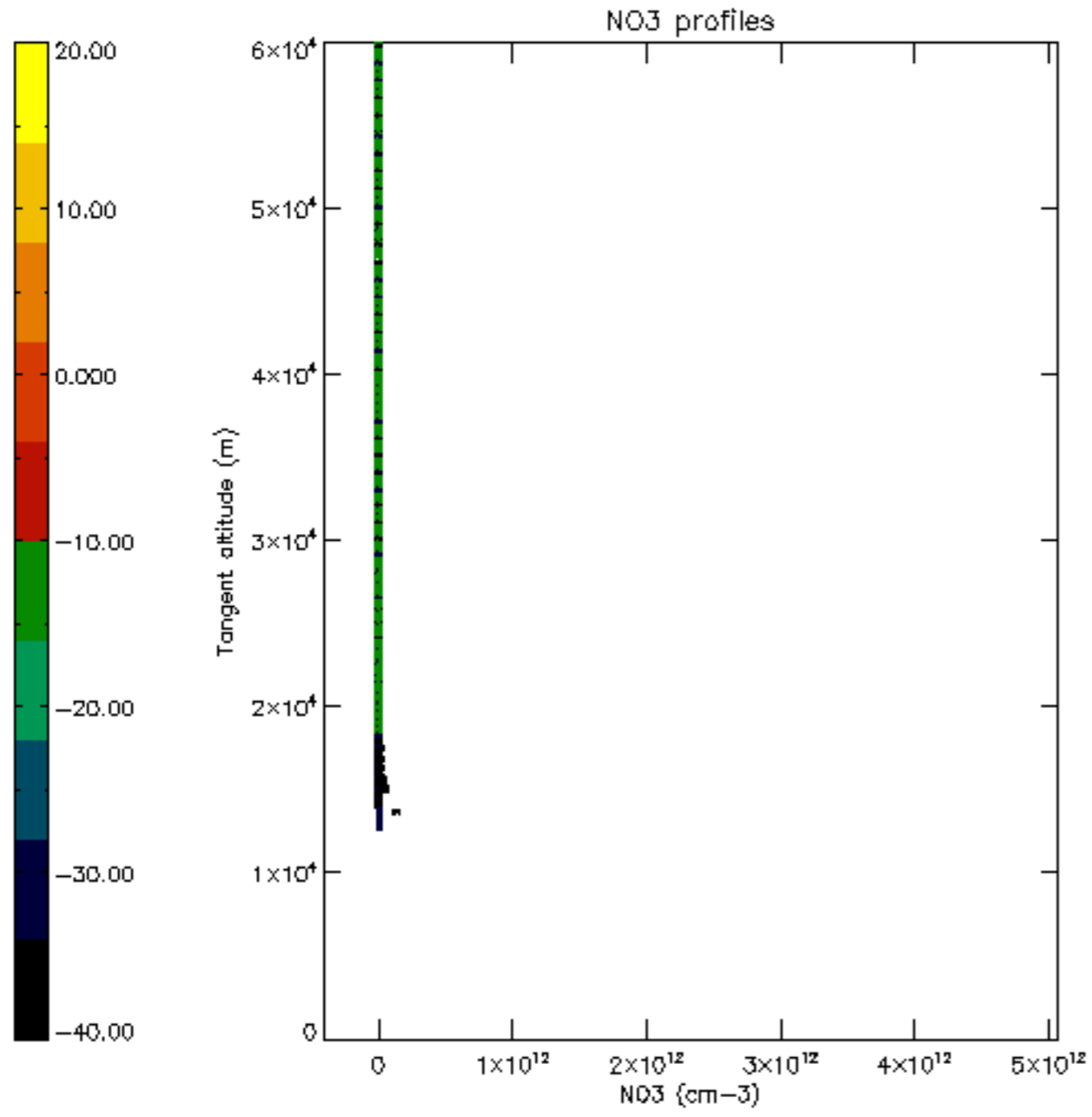


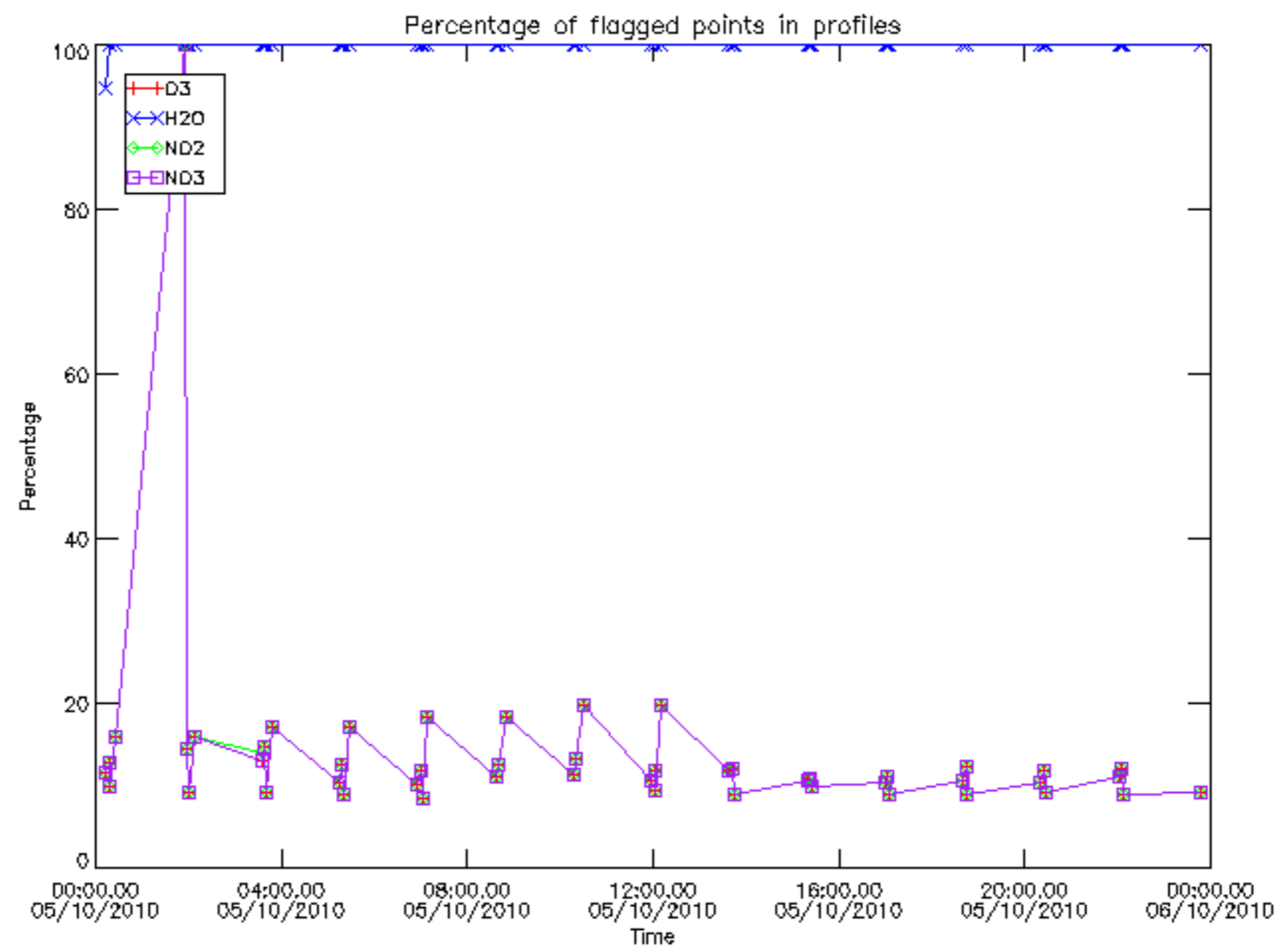




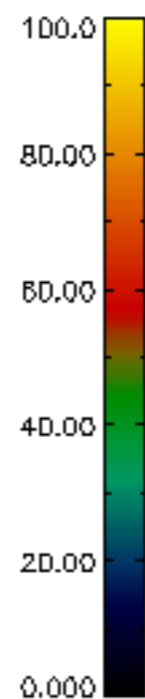
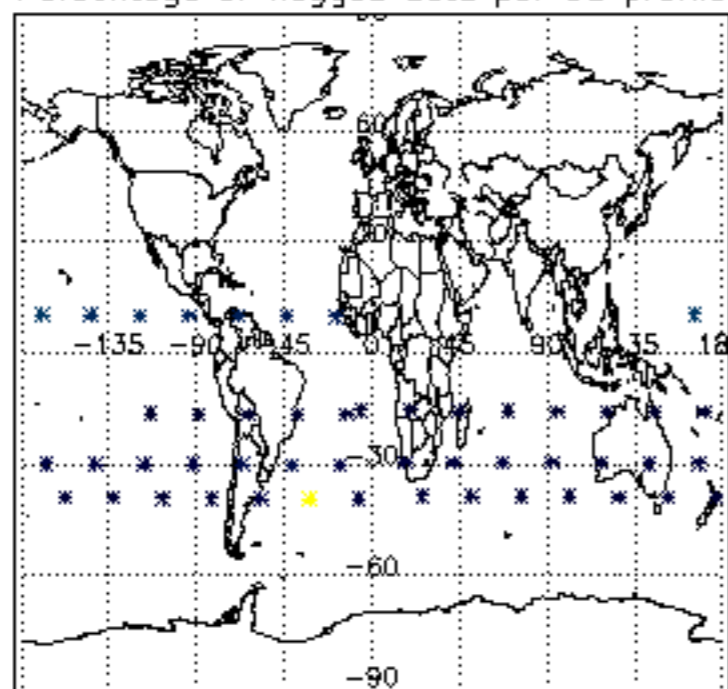




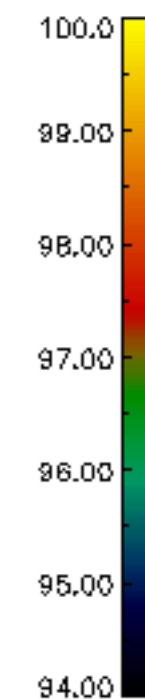
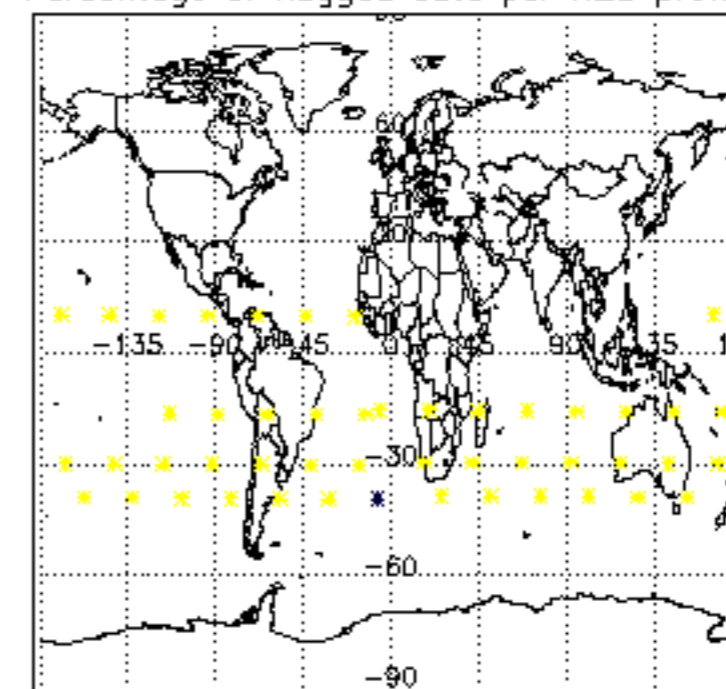




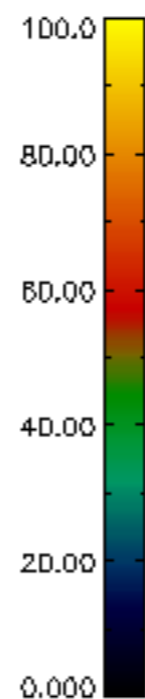
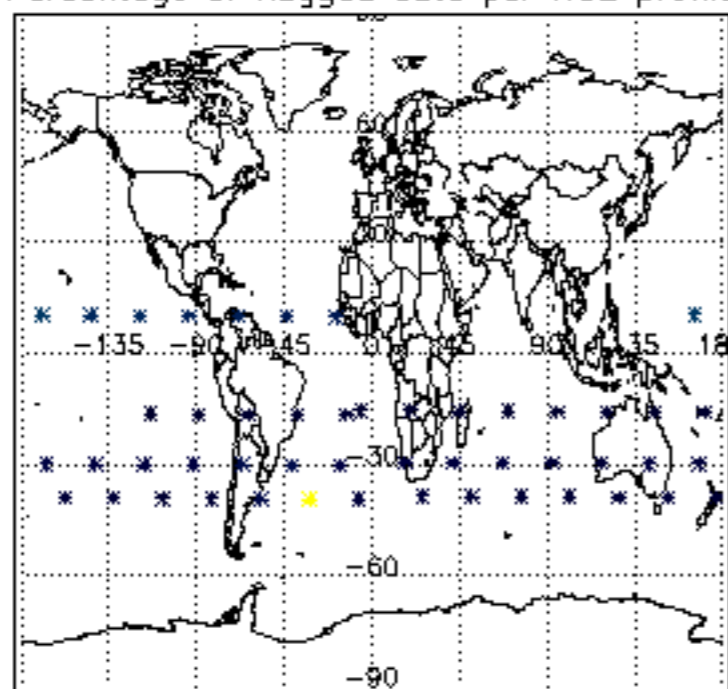
Percentage of flagged data per D3 profile



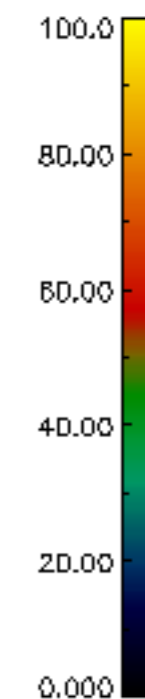
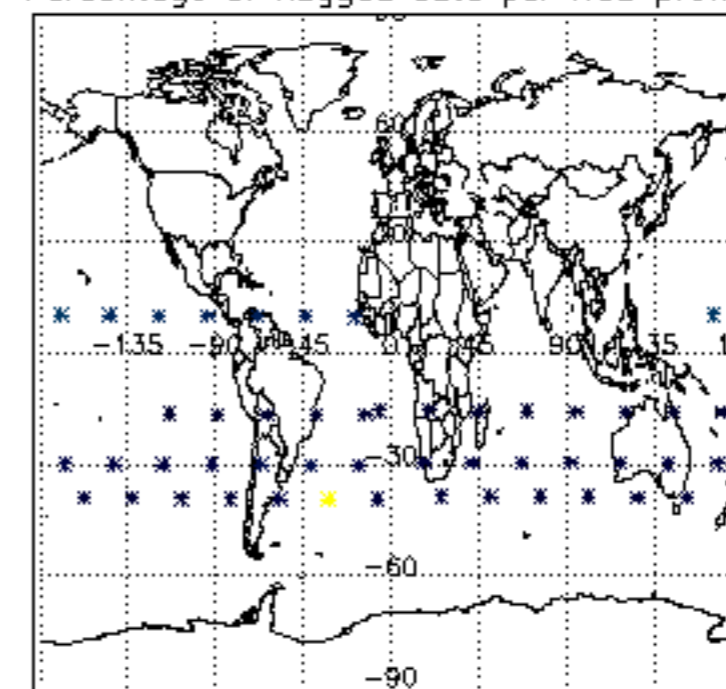
Percentage of flagged data per H2O profile

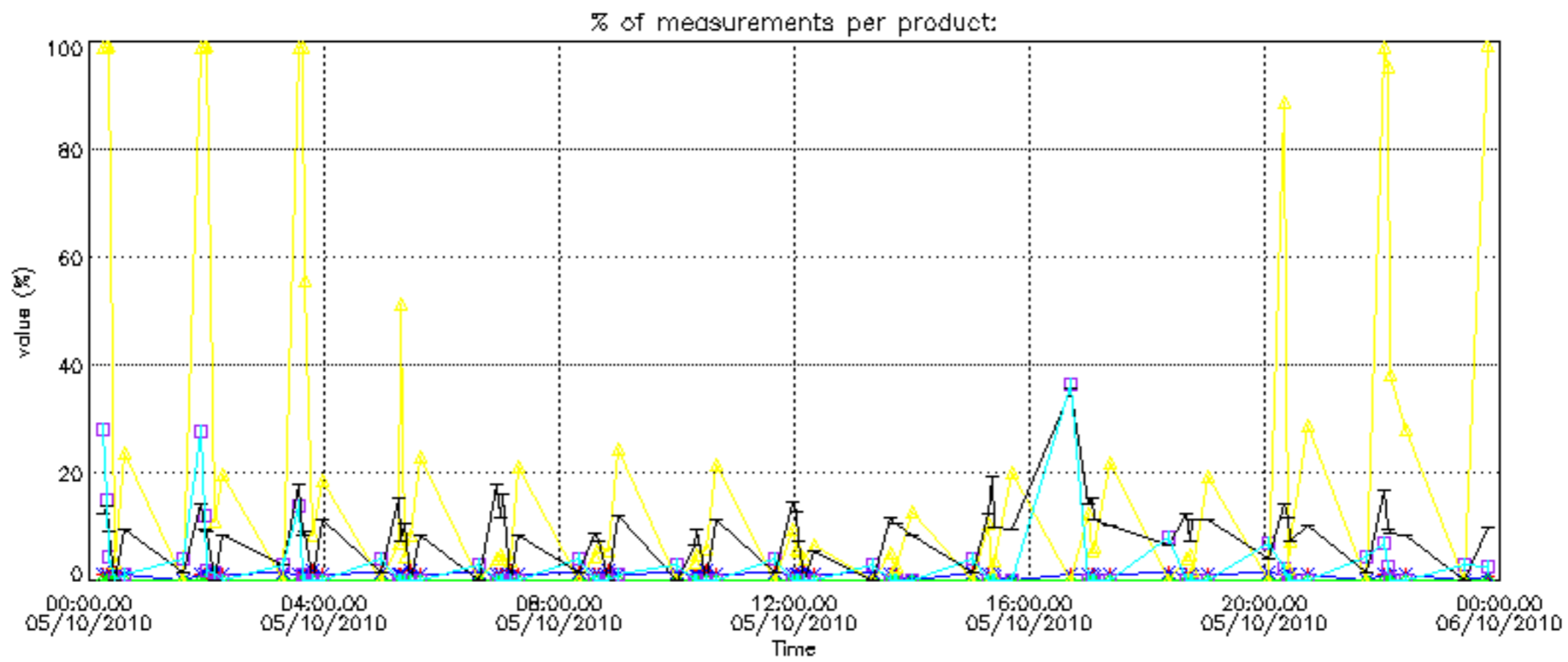


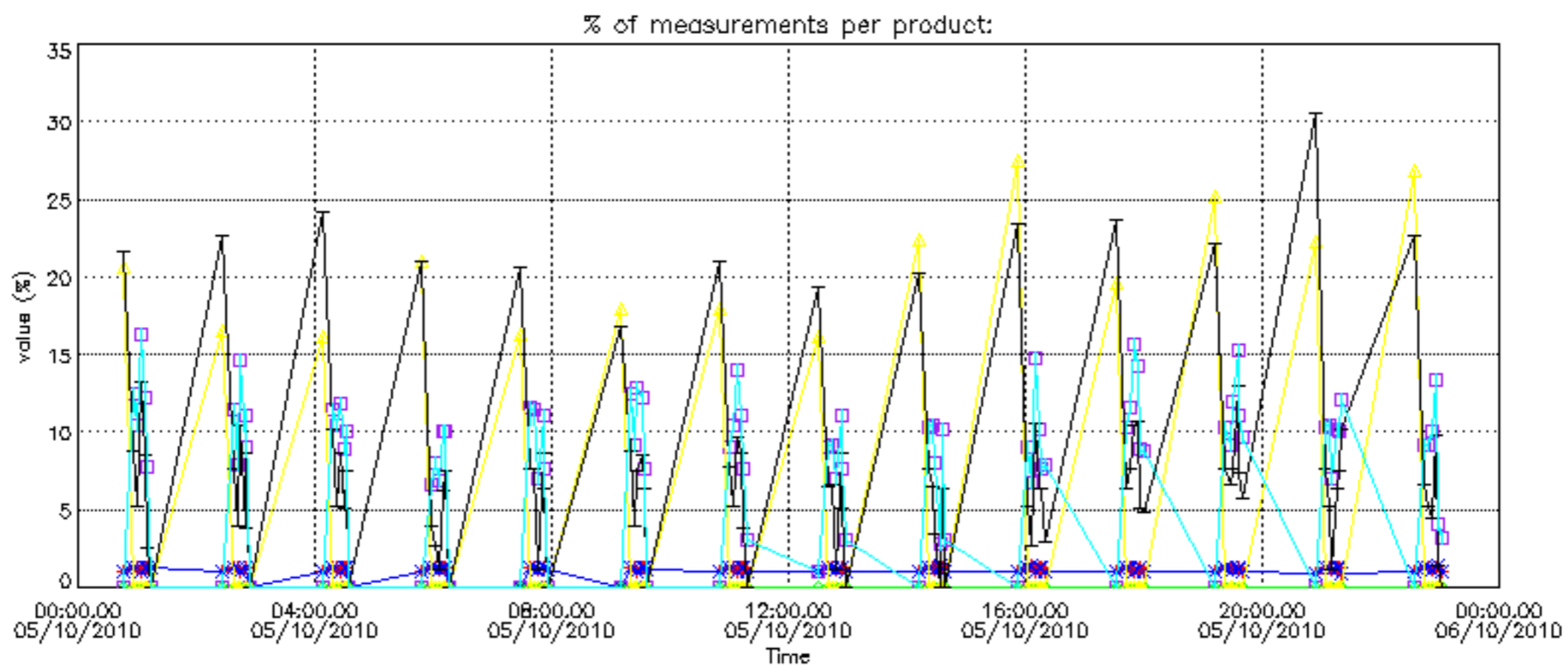
Percentage of flagged data per NO2 profile



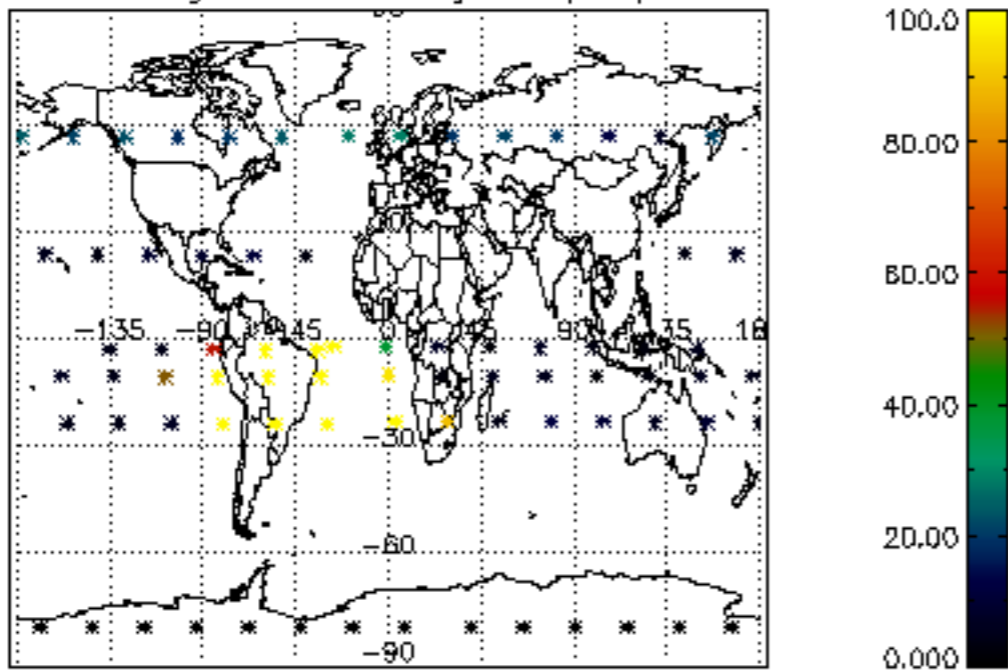
Percentage of flagged data per NO3 profile



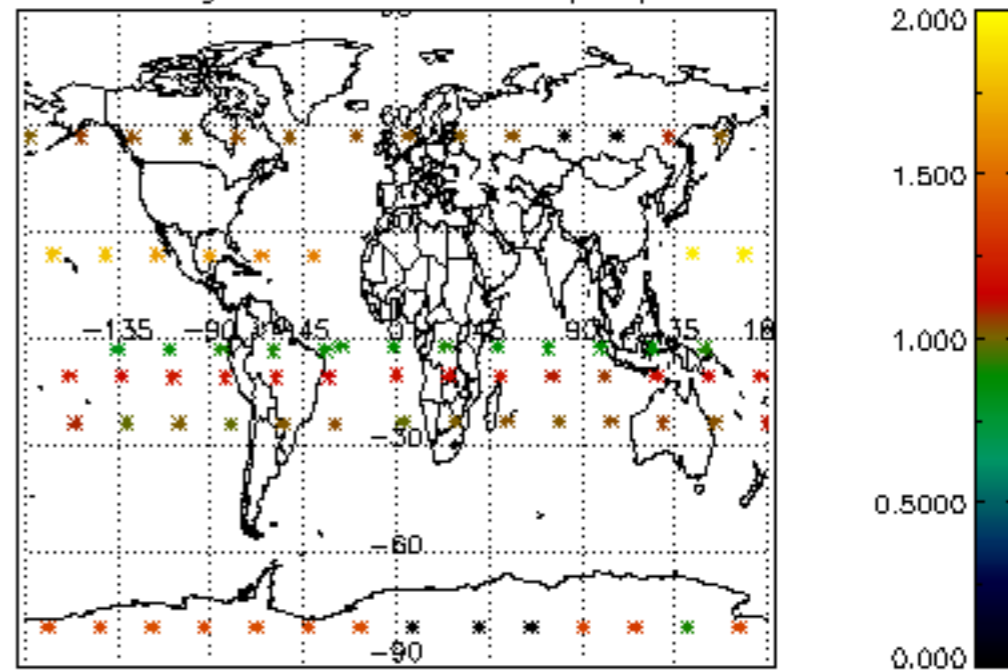




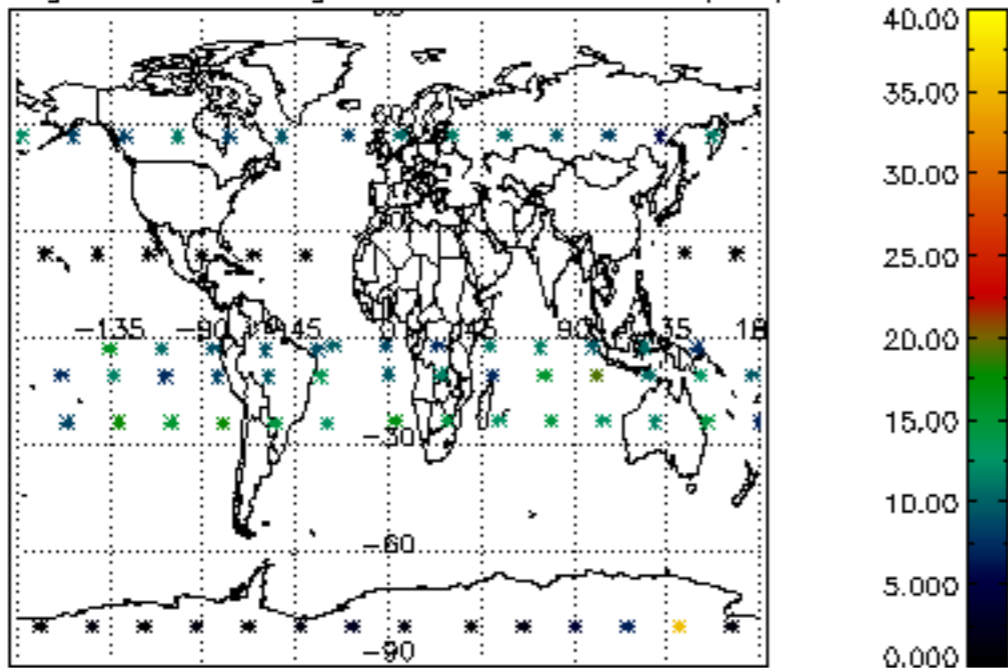
Percentage of cosmic ray hits per profile



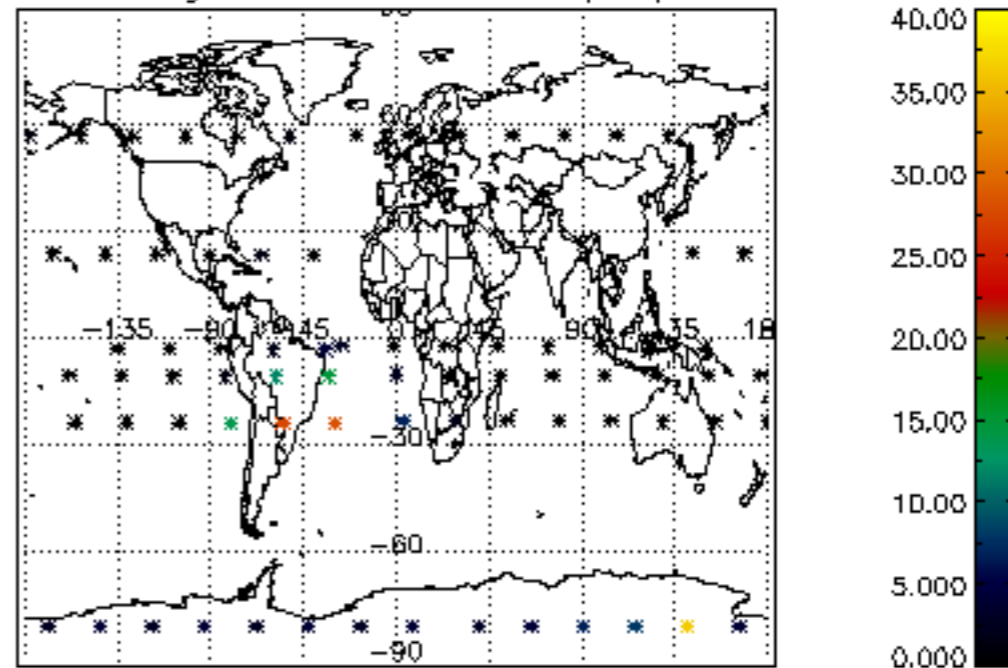
Percentage of datation errors per profile



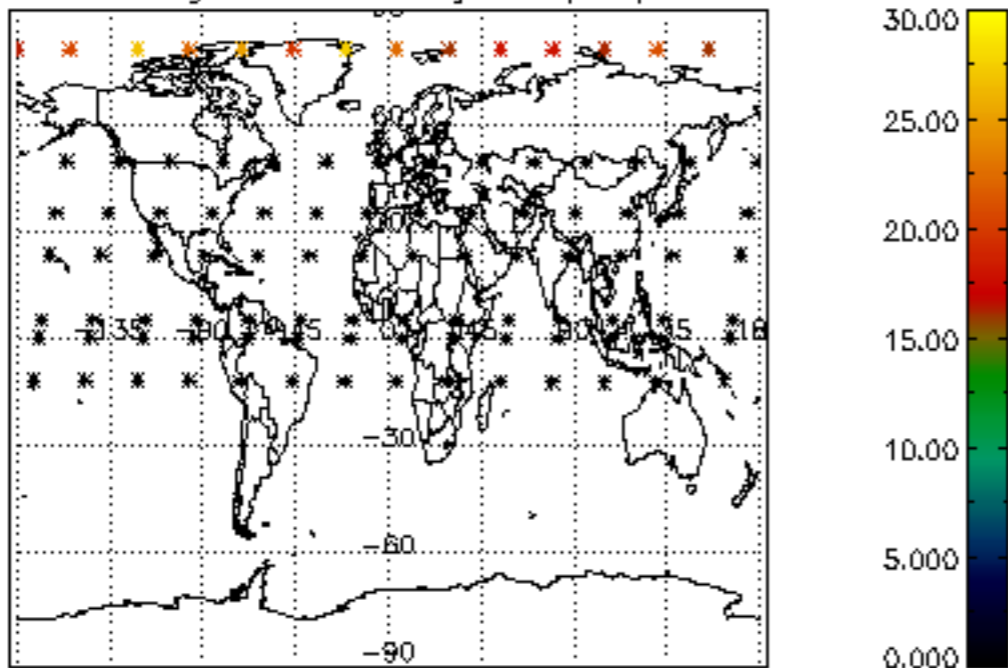
Percentage of star falling outside central band per profile



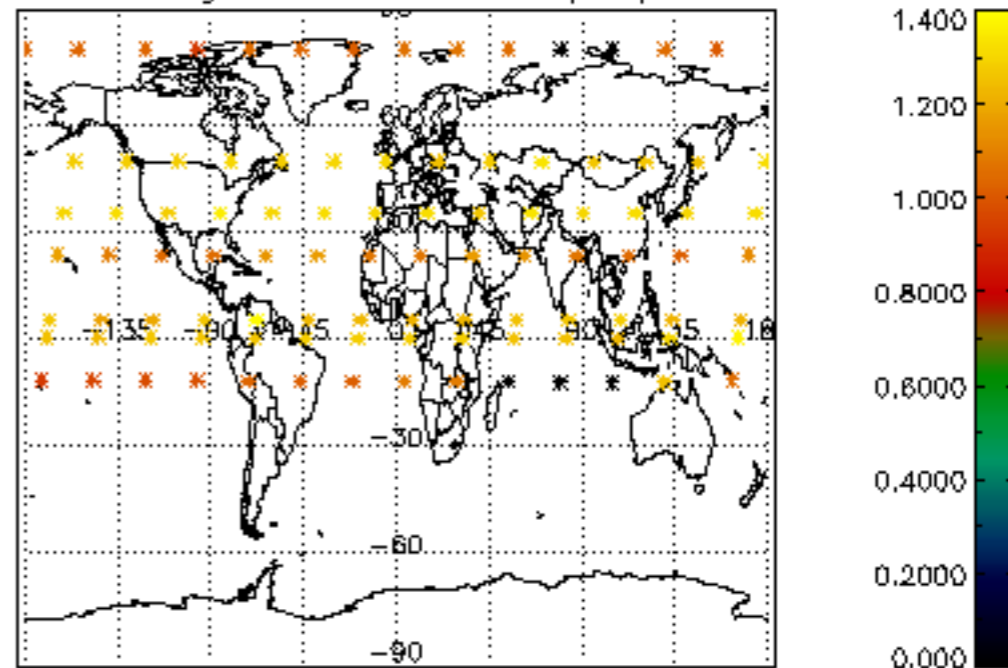
Percentage of saturation errors per profile



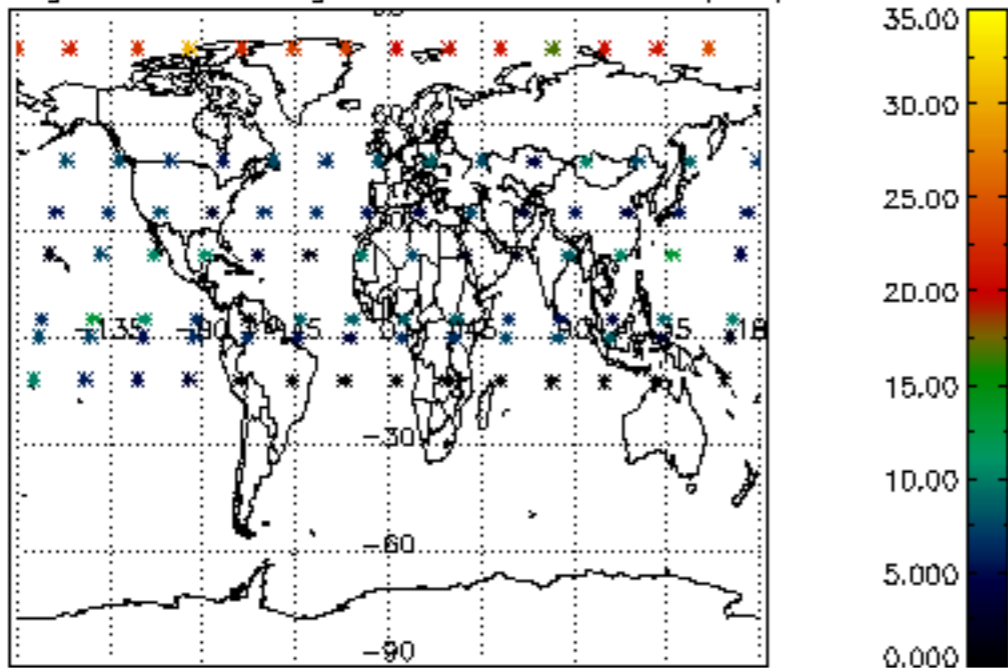
Percentage of cosmic ray hits per profile



Percentage of datation errors per profile



Percentage of star falling outside central band per profile



Percentage of saturation errors per profile

