

# GOMOS Level 2 Daily Report

## SUMMARY

### [1. General Info](#)

### [2. Summary of processed GOM\\_NL\\_2P products](#)

### [3. Level 2 Quality information per product](#)

#### [3.1 Plot of level 2 quality information per product \(time dependant\)](#)

#### [3.2 Plot of level 2 quality information per product \(world map\)](#)

### [4. Level 1 Quality information per product \(stored on level 2 products\)](#)

#### [4.1 Plot of level 1 quality information per product \(time dependant\)](#)

##### [4.1.1 Plot of level 1 quality information per product \(time dependant\): ASCENDING](#)

##### [4.1.2 Plot of level 1 quality information per product \(time dependant\): DESCENDING](#)

#### [4.2 Plot of level 1 quality information per product \(world map\)](#)

##### [4.2.1 Plot of level 1 quality information per product \(world map\): ASCENDING](#)

##### [4.2.2 Plot of level 1 quality information per product \(world map\): DESCENDING](#)

### [5. Ozone profiles based on quality statistics and other trace gas profiles](#)

#### [5.1 Ozone statistics based on quality of products](#)

#### [5.2 Plot ozone profiles for all STD \(dark without errors\)](#)

#### [5.3 Plot ozone profiles where STD < 20% \(dark without errors\)](#)

#### [5.4. Plot ozone profiles where STD < 10% \(dark without errors\)](#)

#### [5.5. Plot ozone profiles where STD < 5% \(dark without errors\)](#)

#### [5.6 Plot NO2 profiles for all STD \(dark without errors\)](#)

#### [5.7 Plot NO3 profiles for all STD \(dark without errors\)](#)

#### [5.8 Plot H2O profiles \(only for occultations of stars 1,2,3,4,13,14,16,26,63 dark without errors\) for all STD](#)

### [6. Auxiliary Data Files used for the production reported in section 2](#)

This report presents the daily analysis on parameters extracted from GOMOS level 2 data (GOM\_NL\_\_2P). It is intended to monitor some important parameters that will impact the quality of these products. A list of level 2 products (and content) that have arrived during the reporting day to the PCF is also given.

Item	Value
Time of report generation	29APR2013 15:31:48
Data source version	GOMOS/6.01
Start time of products	28-09-2010 (28SEP2010 00:00:00)
Stop time of products	29-09-2010 (29SEP2010 00:00:00)
Store outputs in DB	Yes
Nb of level 2 prods	196
Nb of prods with errors	0

## 2. Summary of processed GOM\_NL\_\_2P products.

Nr	Filename	UTC Start time	Limb	Duration	Star Id	Star Name	Star Mag	Star Temp	Nb Meas	Orbit	Prod. error
1	GOM_NL__2PRFIN20100928_001446_000000542093_00202_44845_2072.N1	28-SEP-2010 00:14:46	Bright	53.500	24	66Alp Gem	1.5800	10200.	107	44845	No
2	GOM_NL__2PRFIN20100928_002459_000000692093_00202_44845_2073.N1	28-SEP-2010 00:24:59	Dark	69.000	8	10Alp CMi	0.40000	6500.0	138	44845	No
3	GOM_NL__2PRFIN20100928_003211_000000472093_00202_44845_2074.N1	28-SEP-2010 00:32:11	Dark	47.000	132	15Rho Pup	2.8030	6900.0	94	44845	No
4	GOM_NL__2PRFIN20100928_003712_000000512093_00202_44845_2075.N1	28-SEP-2010 00:37:12	Dark	50.500	23	21Eps CMa	1.5020	26000.	101	44845	No
5	GOM_NL__2PRFIN20100928_004109_000000432093_00203_44846_2078.N1	28-SEP-2010 00:41:09	Dark	42.500	161	Tau Pup	2.9310	4500.0	85	44846	No
6	GOM_NL__2PRFIN20100928_004413_000000572093_00203_44846_2079.N1	28-SEP-2010 00:44:13	Dark	57.000	108	Alp Col	2.6520	15200.	114	44846	No
7	GOM_NL__2PRFIN20100928_005456_000000522093_00203_44846_2080.N1	28-SEP-2010 00:54:56	Straylight	51.500	157	The1Eri	2.9060	9300.0	103	44846	No
8	GOM_NL__2PRFIN20100928_010607_000000502093_00203_44846_2081.N1	28-SEP-2010 01:06:07	Straylight	50.000	52	16Bet Cet	2.0370	4500.0	100	44846	No
9	GOM_NL__2PRFIN20100928_011653_000000422093_00203_44846_2082.N1	28-SEP-2010 01:16:53	Bright	42.000	140	88Gam Peg	2.8340	26000.	84	44846	No
10	GOM_NL__2PRFIN20100928_012106_000000422093_00203_44846_2083.N1	28-SEP-2010 01:21:06	Bright	41.500	58	21Alp And	2.0730	11000.	83	44846	No
11	GOM_NL__2PRFIN20100928_012511_000000512093_00203_44846_2084.N1	28-SEP-2010 01:25:11	Bright	51.000	53	43Bet And	2.0480	3300.0	102	44846	No
12	GOM_NL__2PRFIN20100928_012940_000000392093_00203_44846_2085.N1	28-SEP-2010 01:29:40	Bright	39.000	74	11Bet Cas	2.2680	6600.0	78	44846	No
13	GOM_NL__2PRFIN20100928_013107_000000592093_00203_44846_2086.N1	28-SEP-2010 01:31:07	Bright	59.000	76	27Gam Cas	2.3000	30000.	118	44846	No
14	GOM_NL__2PRFIN20100928_015522_000000532093_00203_44846_2087.N1	28-SEP-2010 01:55:22	Bright	53.000	24	66Alp Gem	1.5800	10200.	106	44846	No
15	GOM_NL__2PRFIN20100928_020536_000000682093_00203_44846_2088.N1	28-SEP-2010 02:05:36	Dark	67.500	8	10Alp CMi	0.40000	6500.0	135	44846	No
16	GOM_NL__2PRFIN20100928_021248_000000462093_00203_44846_2089.N1	28-SEP-2010 02:12:48	Dark	45.500	132	15Rho Pup	2.8030	6900.0	91	44846	No
17	GOM_NL__2PRFIN20100928_021614_000000472093_00203_44846_2090.N1	28-SEP-2010 02:16:14	Dark	47.000	88	31Eta CMa	2.4480	20000.	94	44846	No
18	GOM_NL__2PRFIN20100928_021749_000000512093_00203_44846_2091.N1	28-SEP-2010 02:17:49	Dark	50.500	23	21Eps CMa	1.5020	26000.	101	44846	No
19	GOM_NL__2PRFIN20100928_022146_000000412093_00204_44847_2089.N1	28-SEP-2010 02:21:46	Dark	41.000	161	Tau Pup	2.9310	4500.0	82	44847	No
20	GOM_NL__2PRFIN20100928_022450_000000562093_00204_44847_2090.N1	28-SEP-2010 02:24:50	Dark	56.000	108	Alp Col	2.6520	15200.	112	44847	No
21	GOM_NL__2PRFIN20100928_023533_000000512093_00204_44847_2091.N1	28-SEP-2010 02:35:33	Straylight	51.000	157	The1Eri	2.9060	9300.0	102	44847	No
22	GOM_NL__2PRFIN20100928_024644_000000532093_00204_44847_2092.N1	28-SEP-2010 02:46:44	Straylight	52.500	52	16Bet Cet	2.0370	4500.0	105	44847	No
23	GOM_NL__2PRFIN20100928_025729_000000432093_00204_44847_2093.N1	28-SEP-2010 02:57:29	Bright	42.500	140	88Gam Peg	2.8340	26000.	85	44847	No
24	GOM_NL__2PRFIN20100928_030142_000000432093_00204_44847_2094.N1	28-SEP-2010 03:01:42	Bright	42.500	58	21Alp And	2.0730	11000.	85	44847	No
25	GOM_NL__2PRFIN20100928_030546_000000522093_00204_44847_2095.N1	28-SEP-2010 03:05:46	Bright	52.000	53	43Bet And	2.0480	3300.0	104	44847	No
26	GOM_NL__2PRFIN20100928_031016_000000372093_00204_44847_2096.N1	28-SEP-2010 03:10:16	Bright	37.000	74	11Bet Cas	2.2680	6600.0	74	44847	No
27	GOM_NL__2PRFIN20100928_031143_000000422093_00204_44847_2097.N1	28-SEP-2010 03:11:43	Bright	41.500	76	27Gam Cas	2.3000	30000.	83	44847	No
28	GOM_NL__2PRFIN20100928_033558_000000532093_00204_44847_2098.N1	28-SEP-2010 03:35:58	Bright	53.000	24	66Alp Gem	1.5800	10200.	106	44847	No
29	GOM_NL__2PRFIN20100928_034613_000000692093_00204_44847_2099.N1	28-SEP-2010 03:46:13	Dark	68.500	8	10Alp CMi	0.40000	6500.0	137	44847	No
30	GOM_NL__2PRFIN20100928_035324_000000482093_00204_44847_2100.N1	28-SEP-2010 03:53:24	Dark	47.500	132	15Rho Pup	2.8030	6900.0	95	44847	No
31	GOM_NL__2PRFIN20100928_035650_000000472093_00204_44847_2101.N1	28-SEP-2010 03:56:50	Dark	46.500	88	31Eta CMa	2.4480	20000.	93	44847	No
32	GOM_NL__2PRFIN20100928_035826_000000542093_00204_44847_2102.N1	28-SEP-2010 03:58:26	Dark	54.000	23	21Eps CMa	1.5020	26000.	108	44847	No
33	GOM_NL__2PRFIN20100928_040223_000000442093_00205_44848_2107.N1	28-SEP-2010 04:02:23	Dark	44.000	161	Tau Pup	2.9310	4500.0	88	44848	No
34	GOM_NL__2PRFIN20100928_040528_000000572093_00205_44848_2108.N1	28-SEP-2010 04:05:28	Dark	56.500	108	Alp Col	2.6520	15200.	113	44848	No
35	GOM_NL__2PRFIN20100928_041610_000000502093_00205_44848_2109.N1	28-SEP-2010 04:16:10	Straylight	50.000	157	The1Eri	2.9060	9300.0	100	44848	No
36	GOM_NL__2PRFIN20100928_042720_000000522093_00205_44848_2110.N1	28-SEP-2010 04:27:20	Straylight	51.500	52	16Bet Cet	2.0370	4500.0	103	44848	No
37	GOM_NL__2PRFIN20100928_043805_000000412093_00205_44848_2111.N1	28-SEP-2010 04:38:05	Bright	41.000	140	88Gam Peg	2.8340	26000.	82	44848	No
38	GOM_NL__2PRFIN20100928_044218_000000412093_00205_44848_2112.N1	28-SEP-2010 04:42:18	Bright	40.500	58	21Alp And	2.0730	11000.	81	44848	No
39	GOM_NL__2PRFIN20100928_044622_000000532093_00205_44848_2113.N1	28-SEP-2010 04:46:22	Bright	52.500	53	43Bet And	2.0480	3300.0	105	44848	No
40	GOM_NL__2PRFIN20100928_045052_000000402093_00205_44848_2114.N1	28-SEP-2010 04:50:52	Bright	39.500	74	11Bet Cas	2.2680	6600.0	79	44848	No
41	GOM_NL__2PRFIN20100928_045218_000000422093_00205_44848_2115.N1	28-SEP-2010 04:52:18	Bright	42.000	76	27Gam Cas	2.3000	30000.	84	44848	No
42	GOM_NL__2PRFIN20100928_051634_000000542093_00205_44848_2116.N1	28-SEP-2010 05:16:34	Bright	53.500	24	66Alp Gem	1.5800	10200.	107	44848	No

43	GOM_NL__2PRFIN20100928_052650_000000622093_00205_44848_2117.N1	28-SEP-2010 05:26:50	Dark	62.000	8	10Alp CMi	0.40000	6500.0	124	44848	No
44	GOM_NL__2PRFIN20100928_053401_000000472093_00205_44848_2118.N1	28-SEP-2010 05:34:01	Dark	47.000	132	15Rho Pup	2.8030	6900.0	94	44848	No
45	GOM_NL__2PRFIN20100928_053728_000000452093_00205_44848_2119.N1	28-SEP-2010 05:37:28	Dark	44.500	88	31Eta CMa	2.4480	20000.	89	44848	No
46	GOM_NL__2PRFIN20100928_053903_000000512093_00205_44848_2120.N1	28-SEP-2010 05:39:03	Dark	50.500	23	21Eps CMa	1.5020	26000.	101	44848	No
47	GOM_NL__2PRFIN20100928_054259_000000412093_00206_44849_2154.N1	28-SEP-2010 05:42:59	Dark	40.500	161	Tau Pup	2.9310	4500.0	81	44849	No
48	GOM_NL__2PRFIN20100928_054605_000000572093_00206_44849_2155.N1	28-SEP-2010 05:46:05	Dark	57.000	108	Alp Col	2.6520	15200.	114	44849	No
49	GOM_NL__2PRFIN20100928_055647_000000482093_00206_44849_2156.N1	28-SEP-2010 05:56:47	Straylight	48.000	157	The1Eri	2.9060	9300.0	96	44849	No
50	GOM_NL__2PRFIN20100928_060756_000000502093_00206_44849_2157.N1	28-SEP-2010 06:07:56	Straylight	49.500	52	16Bet Cet	2.0370	4500.0	99	44849	No
51	GOM_NL__2PRFIN20100928_061840_000000412093_00206_44849_2158.N1	28-SEP-2010 06:18:40	Bright	41.000	140	88Gam Peg	2.8340	26000.	82	44849	No
52	GOM_NL__2PRFIN20100928_062253_000000402093_00206_44849_2159.N1	28-SEP-2010 06:22:53	Bright	39.500	58	21Alp And	2.0730	11000.	79	44849	No
53	GOM_NL__2PRFIN20100928_062657_000000522093_00206_44849_2160.N1	28-SEP-2010 06:26:57	Bright	51.500	53	43Bet And	2.0480	3300.0	103	44849	No
54	GOM_NL__2PRFIN20100928_063127_000000392093_00206_44849_2161.N1	28-SEP-2010 06:31:27	Bright	39.000	74	11Bet Cas	2.2680	6600.0	78	44849	No
55	GOM_NL__2PRFIN20100928_063254_000000422093_00206_44849_2162.N1	28-SEP-2010 06:32:54	Bright	42.000	76	27Gam Cas	2.3000	30000.	84	44849	No
56	GOM_NL__2PRFIN20100928_065710_000000532093_00206_44849_2163.N1	28-SEP-2010 06:57:10	Bright	52.500	24	66Alp Gem	1.5800	10200.	105	44849	No
57	GOM_NL__2PRFIN20100928_070727_000000702093_00206_44849_2164.N1	28-SEP-2010 07:07:27	Dark	70.000	8	10Alp CMi	0.40000	6500.0	140	44849	No
58	GOM_NL__2PRFIN20100928_071438_000000462093_00206_44849_2165.N1	28-SEP-2010 07:14:38	Dark	45.500	132	15Rho Pup	2.8030	6900.0	91	44849	No
59	GOM_NL__2PRFIN20100928_071804_000000512093_00206_44849_2166.N1	28-SEP-2010 07:18:04	Dark	51.000	88	31Eta CMa	2.4480	20000.	102	44849	No
60	GOM_NL__2PRFIN20100928_071940_000000512093_00206_44849_2167.N1	28-SEP-2010 07:19:40	Dark	50.500	23	21Eps CMa	1.5020	26000.	101	44849	No
61	GOM_NL__2PRFIN20100928_072336_000000432093_00207_44850_2177.N1	28-SEP-2010 07:23:36	Dark	42.500	161	Tau Pup	2.9310	4500.0	85	44850	No
62	GOM_NL__2PRFIN20100928_072643_000000572093_00207_44850_2178.N1	28-SEP-2010 07:26:43	Dark	56.500	108	Alp Col	2.6520	15200.	113	44850	No
63	GOM_NL__2PRFIN20100928_073723_000000512093_00207_44850_2179.N1	28-SEP-2010 07:37:23	Straylight	50.500	157	The1Eri	2.9060	9300.0	101	44850	No
64	GOM_NL__2PRFIN20100928_074832_000000582093_00207_44850_2180.N1	28-SEP-2010 07:48:32	Straylight	57.500	52	16Bet Cet	2.0370	4500.0	115	44850	No
65	GOM_NL__2PRFIN20100928_075916_000000422093_00207_44850_2181.N1	28-SEP-2010 07:59:16	Bright	41.500	140	88Gam Peg	2.8340	26000.	83	44850	No
66	GOM_NL__2PRFIN20100928_080329_000000402093_00207_44850_2182.N1	28-SEP-2010 08:03:29	Bright	40.000	58	21Alp And	2.0730	11000.	80	44850	No
67	GOM_NL__2PRFIN20100928_080732_000000502093_00207_44850_2183.N1	28-SEP-2010 08:07:32	Bright	50.000	53	43Bet And	2.0480	3300.0	100	44850	No
68	GOM_NL__2PRFIN20100928_081203_000000402093_00207_44850_2184.N1	28-SEP-2010 08:12:03	Bright	39.500	74	11Bet Cas	2.2680	6600.0	79	44850	No
69	GOM_NL__2PRFIN20100928_081329_000000412093_00207_44850_2185.N1	28-SEP-2010 08:13:29	Bright	41.000	76	27Gam Cas	2.3000	30000.	82	44850	No
70	GOM_NL__2PRFIN20100928_083747_000000552093_00207_44850_2186.N1	28-SEP-2010 08:37:47	Bright	55.000	24	66Alp Gem	1.5800	10200.	110	44850	No
71	GOM_NL__2PRFIN20100928_084804_000000692093_00207_44850_2187.N1	28-SEP-2010 08:48:04	Dark	69.000	8	10Alp CMi	0.40000	6500.0	138	44850	No
72	GOM_NL__2PRFIN20100928_085514_000000432093_00207_44850_2188.N1	28-SEP-2010 08:55:14	Dark	42.500	132	15Rho Pup	2.8030	6900.0	85	44850	No
73	GOM_NL__2PRFIN20100928_085841_000000482093_00207_44850_2189.N1	28-SEP-2010 08:58:41	Dark	47.500	88	31Eta CMa	2.4480	20000.	95	44850	No
74	GOM_NL__2PRFIN20100928_090017_000000562093_00207_44850_2190.N1	28-SEP-2010 09:00:17	Dark	55.500	23	21Eps CMa	1.5020	26000.	111	44850	No
75	GOM_NL__2PRFIN20100928_090720_000000562093_00208_44851_2208.N1	28-SEP-2010 09:07:20	Dark	56.000	108	Alp Col	2.6520	15200.	112	44851	No
76	GOM_NL__2PRFIN20100928_091800_000000522093_00208_44851_2209.N1	28-SEP-2010 09:18:00	Straylight	52.000	157	The1Eri	2.9060	9300.0	104	44851	No
77	GOM_NL__2PRFIN20100928_092908_000000542093_00208_44851_2210.N1	28-SEP-2010 09:29:08	Straylight	53.500	52	16Bet Cet	2.0370	4500.0	107	44851	No
78	GOM_NL__2PRFIN20100928_093951_000000412093_00208_44851_2211.N1	28-SEP-2010 09:39:51	Bright	41.000	140	88Gam Peg	2.8340	26000.	82	44851	No
79	GOM_NL__2PRFIN20100928_094404_000000402093_00208_44851_2212.N1	28-SEP-2010 09:44:04	Bright	39.500	58	21Alp And	2.0730	11000.	79	44851	No
80	GOM_NL__2PRFIN20100928_094807_000000532093_00208_44851_2213.N1	28-SEP-2010 09:48:07	Bright	52.500	53	43Bet And	2.0480	3300.0	105	44851	No
81	GOM_NL__2PRFIN20100928_095239_000000402093_00208_44851_2214.N1	28-SEP-2010 09:52:39	Bright	40.000	74	11Bet Cas	2.2680	6600.0	80	44851	No
82	GOM_NL__2PRFIN20100928_095405_000000392093_00208_44851_2215.N1	28-SEP-2010 09:54:05	Bright	39.000	76	27Gam Cas	2.3000	30000.	78	44851	No
83	GOM_NL__2PRFIN20100928_101822_000000552093_00208_44851_2216.N1	28-SEP-2010 10:18:22	Bright	55.000	24	66Alp Gem	1.5800	10200.	110	44851	No
84	GOM_NL__2PRFIN20100928_102841_000000692093_00208_44851_2217.N1	28-SEP-2010 10:28:41	Dark	69.000	8	10Alp CMi	0.40000	6500.0	138	44851	No
85	GOM_NL__2PRFIN20100928_103551_000000442093_00208_44851_2218.N1	28-SEP-2010 10:35:51	Dark	44.000	132	15Rho Pup	2.8030	6900.0	88	44851	No
86	GOM_NL__2PRFIN20100928_103918_000000462093_00208_44851_2219.N1	28-SEP-2010 10:39:18	Dark	45.500	88	31Eta CMa	2.4480	20000.	91	44851	No
87	GOM_NL__2PRFIN20100928_104054_000000512093_00208_44851_2220.N1	28-SEP-2010 10:40:54	Dark	51.000	23	21Eps CMa	1.5020	26000.	102	44851	No
88	GOM_NL__2PRFIN20100928_104758_000000562093_00209_44852_2236.N1	28-SEP-2010 10:47:58	Dark	56.000	108	Alp Col	2.6520	15200.	112	44852	No
89	GOM_NL__2PRFIN20100928_105837_000000522093_00209_44852_2237.N1	28-SEP-2010 10:58:37	Straylight	52.000	157	The1Eri	2.9060	9300.0	104	44852	No
90	GOM_NL__2PRFIN20100928_110944_000000512093_00209_44852_2238.N1	28-SEP-2010 11:09:44	Straylight	50.500	52	16Bet Cet	2.0370	4500.0	101	44852	No
91	GOM_NL__2PRFIN20100928_112027_000000412093_00209_44852_2239.N1	28-SEP-2010 11:20:27	Bright	40.500	140	88Gam Peg	2.8340	26000.	81	44852	No
92	GOM_NL__2PRFIN20100928_112440_000000422093_00209_44852_2240.N1	28-SEP-2010 11:24:40	Bright	41.500	58	21Alp And	2.0730	11000.	83	44852	No
93	GOM_NL__2PRFIN20100928_112842_000000522093_00209_44852_2241.N1	28-SEP-2010 11:28:42	Bright	52.000	53	43Bet And	2.0480	3300.0	104	44852	No
94	GOM_NL__2PRFIN20100928_113314_000000412093_00209_44852_2242.N1	28-SEP-2010 11:33:14	Bright	41.000	74	11Bet Cas	2.2680	6600.0	82	44852	No
95	GOM_NL__2PRFIN20100928_113440_000000432093_00209_44852_2243.N1	28-SEP-2010 11:34:40	Bright	42.500	76	27Gam Cas	2.3000	30000.	85	44852	No
96	GOM_NL__2PRFIN20100928_115859_000000532093_00209_44852_2244.N1	28-SEP-2010 11:58:59	Bright	53.000	24	66Alp Gem	1.5800	10200.	106	44852	No
97	GOM_NL__2PRFIN20100928_120917_000000642093_00209_44852_2245.N1	28-SEP-2010 12:09:17	Dark	64.000	8	10Alp CMi	0.40000	6500.0	128	44852	No
98	GOM_NL__2PRFIN20100928_121628_000000432093_00209_44852_2246.N1	28-SEP-2010 12:16:28	Dark	43.000	132	15Rho Pup	2.8030	6900.0	86	44852	No
99	GOM_NL__2PRFIN20100928_121955_000000482093_00209_44852_2247.N1	28-SEP-2010 12:19:55	Dark	47.500	88	31Eta CMa	2.4480	20000.	95	44852	No
100	GOM_NL__2PRFIN20100928_122131_000000522093_00209_44852_2248.N1	28-SEP-2010 12:21:31	Dark	52.000	23	21Eps CMa	1.5020	26000.	104	44852	No
101	GOM_NL__2PRFIN20100928_122526_000000422093_00210_44853_2279.N1	28-SEP-2010 12:25:26	Dark	41.500	161	Tau Pup	2.9310	4500.0	83	44853	No

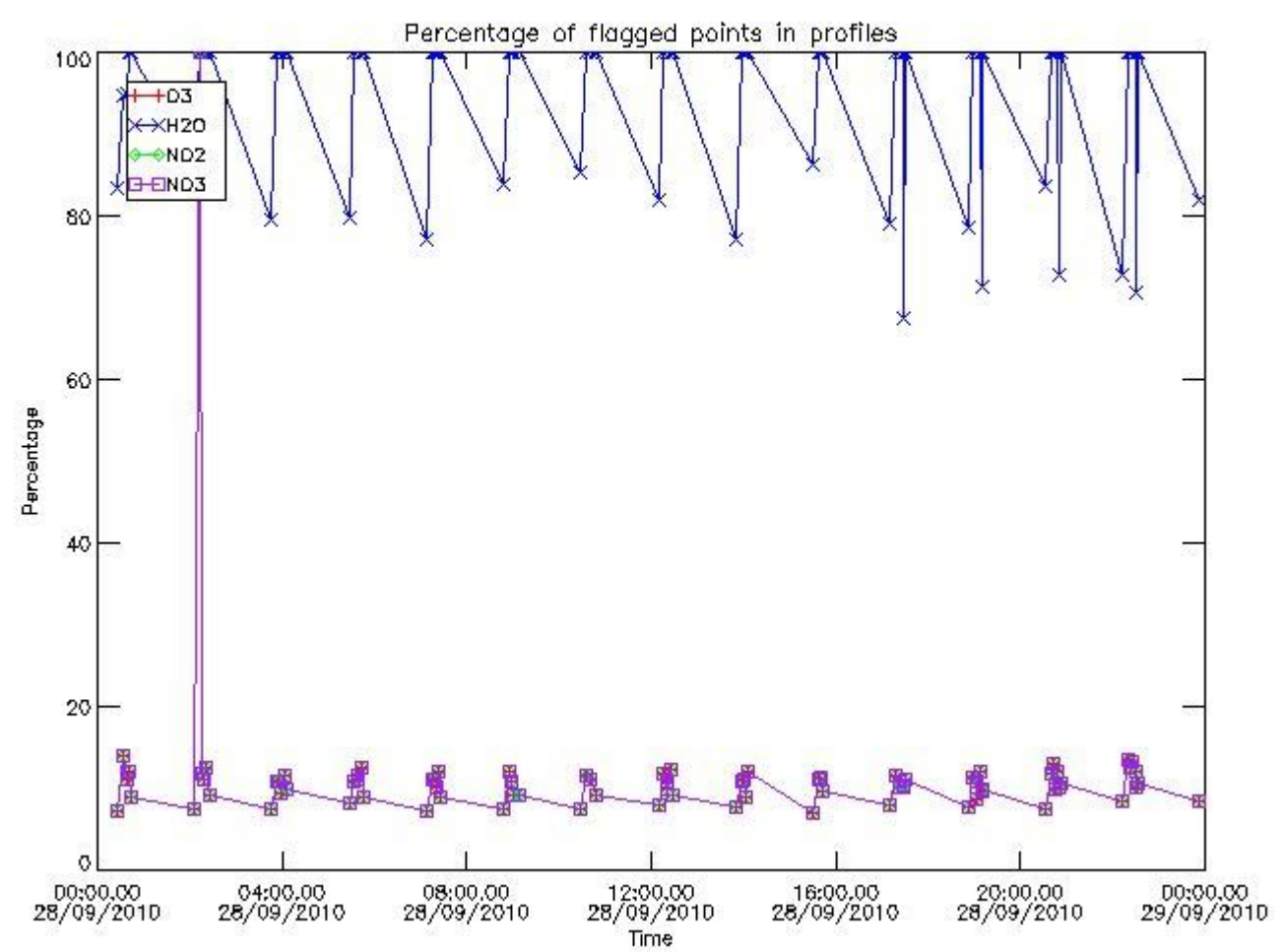
102	GOM_NL__2PRFIN20100928_122835_000000562093_00210_44853_2280.N1	28-SEP-2010 12:28:35	Dark	56.000	108	Alp Col	2.6520	15200.	112	44853	No
103	GOM_NL__2PRFIN20100928_123914_000000512093_00210_44853_2281.N1	28-SEP-2010 12:39:14	Straylight	50.500	157	The1Eri	2.9060	9300.0	101	44853	No
104	GOM_NL__2PRFIN20100928_125020_000000522093_00210_44853_2282.N1	28-SEP-2010 12:50:20	Straylight	51.500	52	16Bet Cet	2.0370	4500.0	103	44853	No
105	GOM_NL__2PRFIN20100928_130103_000000422093_00210_44853_2283.N1	28-SEP-2010 13:01:03	Bright	41.500	140	88Gam Peg	2.8340	26000.	83	44853	No
106	GOM_NL__2PRFIN20100928_130515_000000422093_00210_44853_2284.N1	28-SEP-2010 13:05:15	Bright	42.000	58	21Alp And	2.0730	11000.	84	44853	No
107	GOM_NL__2PRFIN20100928_130917_000000542093_00210_44853_2285.N1	28-SEP-2010 13:09:17	Bright	53.500	53	43Bet And	2.0480	3300.0	107	44853	No
108	GOM_NL__2PRFIN20100928_131350_000000402093_00210_44853_2286.N1	28-SEP-2010 13:13:50	Bright	39.500	74	11Bet Cas	2.2680	6600.0	79	44853	No
109	GOM_NL__2PRFIN20100928_131515_000000422093_00210_44853_2287.N1	28-SEP-2010 13:15:15	Bright	41.500	76	27Gam Cas	2.3000	30000.	83	44853	No
110	GOM_NL__2PRFIN20100928_133935_000000552093_00210_44853_2288.N1	28-SEP-2010 13:39:35	Bright	54.500	24	66Alp Gem	1.5800	10200.	109	44853	No
111	GOM_NL__2PRFIN20100928_134954_000000662093_00210_44853_2289.N1	28-SEP-2010 13:49:54	Dark	66.000	8	10Alp CMi	0.40000	6500.0	132	44853	No
112	GOM_NL__2PRFIN20100928_135704_000000472093_00210_44853_2290.N1	28-SEP-2010 13:57:04	Dark	47.000	132	15Rho Pup	2.8030	6900.0	94	44853	No
113	GOM_NL__2PRFIN20100928_140032_000000462093_00210_44853_2291.N1	28-SEP-2010 14:00:32	Dark	46.000	88	31Eta CMa	2.4480	20000.	92	44853	No
114	GOM_NL__2PRFIN20100928_140209_000000582093_00210_44853_2292.N1	28-SEP-2010 14:02:09	Dark	57.500	23	21Eps CMa	1.5020	26000.	115	44853	No
115	GOM_NL__2PRFIN20100928_140602_000000422093_00211_44854_2322.N1	28-SEP-2010 14:06:02	Dark	42.000	161	Tau Pup	2.9310	4500.0	84	44854	No
116	GOM_NL__2PRFIN20100928_141950_000000502093_00211_44854_2323.N1	28-SEP-2010 14:19:50	Straylight	50.000	157	The1Eri	2.9060	9300.0	100	44854	No
117	GOM_NL__2PRFIN20100928_143056_000000522093_00211_44854_2324.N1	28-SEP-2010 14:30:56	Straylight	51.500	52	16Bet Cet	2.0370	4500.0	103	44854	No
118	GOM_NL__2PRFIN20100928_144138_000000422093_00211_44854_2325.N1	28-SEP-2010 14:41:38	Bright	41.500	140	88Gam Peg	2.8340	26000.	83	44854	No
119	GOM_NL__2PRFIN20100928_144551_000000412093_00211_44854_2326.N1	28-SEP-2010 14:45:51	Bright	40.500	58	21Alp And	2.0730	11000.	81	44854	No
120	GOM_NL__2PRFIN20100928_144952_000000532093_00211_44854_2327.N1	28-SEP-2010 14:49:52	Bright	53.000	53	43Bet And	2.0480	3300.0	106	44854	No
121	GOM_NL__2PRFIN20100928_145425_000000372093_00211_44854_2328.N1	28-SEP-2010 14:54:25	Bright	36.500	74	11Bet Cas	2.2680	6600.0	73	44854	No
122	GOM_NL__2PRFIN20100928_145551_000000392093_00211_44854_2329.N1	28-SEP-2010 14:55:51	Bright	39.000	76	27Gam Cas	2.3000	30000.	78	44854	No
123	GOM_NL__2PRFIN20100928_152011_000000532093_00211_44854_2330.N1	28-SEP-2010 15:20:11	Bright	53.000	24	66Alp Gem	1.5800	10200.	106	44854	No
124	GOM_NL__2PRFIN20100928_153031_000000742093_00211_44854_2331.N1	28-SEP-2010 15:30:31	Dark	73.500	8	10Alp CMi	0.40000	6500.0	147	44854	No
125	GOM_NL__2PRFIN20100928_153741_000000462093_00211_44854_2332.N1	28-SEP-2010 15:37:41	Dark	45.500	132	15Rho Pup	2.8030	6900.0	91	44854	No
126	GOM_NL__2PRFIN20100928_154109_000000452093_00211_44854_2333.N1	28-SEP-2010 15:41:09	Dark	45.000	88	31Eta CMa	2.4480	20000.	90	44854	No
127	GOM_NL__2PRFIN20100928_154246_000000592093_00211_44854_2334.N1	28-SEP-2010 15:42:46	Dark	58.500	23	21Eps CMa	1.5020	26000.	117	44854	No
128	GOM_NL__2PRFIN20100928_160027_000000502093_00212_44855_2360.N1	28-SEP-2010 16:00:27	Straylight	49.500	157	The1Eri	2.9060	9300.0	99	44855	No
129	GOM_NL__2PRFIN20100928_161132_000000512093_00212_44855_2361.N1	28-SEP-2010 16:11:32	Straylight	51.000	52	16Bet Cet	2.0370	4500.0	102	44855	No
130	GOM_NL__2PRFIN20100928_162214_000000422093_00212_44855_2362.N1	28-SEP-2010 16:22:14	Bright	41.500	140	88Gam Peg	2.8340	26000.	83	44855	No
131	GOM_NL__2PRFIN20100928_162626_000000412093_00212_44855_2363.N1	28-SEP-2010 16:26:26	Bright	40.500	58	21Alp And	2.0730	11000.	81	44855	No
132	GOM_NL__2PRFIN20100928_163028_000000522093_00212_44855_2364.N1	28-SEP-2010 16:30:28	Bright	52.000	53	43Bet And	2.0480	3300.0	104	44855	No
133	GOM_NL__2PRFIN20100928_163501_000000402093_00212_44855_2365.N1	28-SEP-2010 16:35:01	Bright	39.500	74	11Bet Cas	2.2680	6600.0	79	44855	No
134	GOM_NL__2PRFIN20100928_163626_000000382093_00212_44855_2366.N1	28-SEP-2010 16:36:26	Bright	38.000	76	27Gam Cas	2.3000	30000.	76	44855	No
135	GOM_NL__2PRFIN20100928_170047_000000542093_00212_44855_2367.N1	28-SEP-2010 17:00:47	Bright	53.500	24	66Alp Gem	1.5800	10200.	107	44855	No
136	GOM_NL__2PRFIN20100928_171108_000000652093_00212_44855_2368.N1	28-SEP-2010 17:11:08	Dark	65.000	8	10Alp CMi	0.40000	6500.0	130	44855	No
137	GOM_NL__2PRFIN20100928_171818_000000442093_00212_44855_2369.N1	28-SEP-2010 17:18:18	Dark	44.000	132	15Rho Pup	2.8030	6900.0	88	44855	No
138	GOM_NL__2PRFIN20100928_172146_000000482093_00212_44855_2370.N1	28-SEP-2010 17:21:46	Dark	47.500	88	31Eta CMa	2.4480	20000.	95	44855	No
139	GOM_NL__2PRFIN20100928_172323_000000512093_00212_44855_2371.N1	28-SEP-2010 17:23:23	Dark	50.500	23	21Eps CMa	1.5020	26000.	101	44855	No
140	GOM_NL__2PRFIN20100928_172716_000000502093_00213_44856_2407.N1	28-SEP-2010 17:27:16	Dark	50.000	161	Tau Pup	2.9310	4500.0	100	44856	No
141	GOM_NL__2PRFIN20100928_172840_000000502093_00213_44856_2408.N1	28-SEP-2010 17:28:40	Dark	49.500	2	Alp Car	-0.73600	7000.0	99	44856	No
142	GOM_NL__2PRFIN20100928_173027_000000512093_00213_44856_2409.N1	28-SEP-2010 17:30:27	Dark	51.000	108	Alp Col	2.6520	15200.	102	44856	No
143	GOM_NL__2PRFIN20100928_174103_000000492093_00213_44856_2410.N1	28-SEP-2010 17:41:03	Straylight	48.500	157	The1Eri	2.9060	9300.0	97	44856	No
144	GOM_NL__2PRFIN20100928_175208_000000532093_00213_44856_2411.N1	28-SEP-2010 17:52:08	Straylight	53.000	52	16Bet Cet	2.0370	4500.0	106	44856	No
145	GOM_NL__2PRFIN20100928_180250_000000402093_00213_44856_2412.N1	28-SEP-2010 18:02:50	Bright	40.000	140	88Gam Peg	2.8340	26000.	80	44856	No
146	GOM_NL__2PRFIN20100928_180702_000000412093_00213_44856_2413.N1	28-SEP-2010 18:07:02	Bright	40.500	58	21Alp And	2.0730	11000.	81	44856	No
147	GOM_NL__2PRFIN20100928_181103_000000492093_00213_44856_2414.N1	28-SEP-2010 18:11:03	Bright	48.500	53	43Bet And	2.0480	3300.0	97	44856	No
148	GOM_NL__2PRFIN20100928_181537_000000402093_00213_44856_2415.N1	28-SEP-2010 18:15:37	Bright	40.000	74	11Bet Cas	2.2680	6600.0	80	44856	No
149	GOM_NL__2PRFIN20100928_181702_000000412093_00213_44856_2416.N1	28-SEP-2010 18:17:02	Bright	41.000	76	27Gam Cas	2.3000	30000.	82	44856	No
150	GOM_NL__2PRFIN20100928_184123_000000482093_00213_44856_2417.N1	28-SEP-2010 18:41:23	Bright	48.000	24	66Alp Gem	1.5800	10200.	96	44856	No
151	GOM_NL__2PRFIN20100928_185145_000000662093_00213_44856_2418.N1	28-SEP-2010 18:51:45	Dark	65.500	8	10Alp CMi	0.40000	6500.0	131	44856	No
152	GOM_NL__2PRFIN20100928_185854_000000452093_00213_44856_2419.N1	28-SEP-2010 18:58:54	Dark	45.000	132	15Rho Pup	2.8030	6900.0	90	44856	No
153	GOM_NL__2PRFIN20100928_190223_000000472093_00213_44856_2420.N1	28-SEP-2010 19:02:23	Dark	47.000	88	31Eta CMa	2.4480	20000.	94	44856	No
154	GOM_NL__2PRFIN20100928_190400_000000592093_00213_44856_2421.N1	28-SEP-2010 19:04:00	Dark	58.500	23	21Eps CMa	1.5020	26000.	117	44856	No
155	GOM_NL__2PRFIN20100928_190752_000000422093_00214_44857_2430.N1	28-SEP-2010 19:07:52	Dark	42.000	161	Tau Pup	2.9310	4500.0	84	44857	No
156	GOM_NL__2PRFIN20100928_190916_000000582093_00214_44857_2431.N1	28-SEP-2010 19:09:16	Dark	58.000	2	Alp Car	-0.73600	7000.0	116	44857	No
157	GOM_NL__2PRFIN20100928_191105_000000512093_00214_44857_2432.N1	28-SEP-2010 19:11:05	Dark	51.000	108	Alp Col	2.6520	15200.	102	44857	No
158	GOM_NL__2PRFIN20100928_192140_000000502093_00214_44857_2433.N1	28-SEP-2010 19:21:40	Straylight	50.000	157	The1Eri	2.9060	9300.0	100	44857	No
159	GOM_NL__2PRFIN20100928_193244_000000512093_00214_44857_2434.N1	28-SEP-2010 19:32:44	Straylight	51.000	52	16Bet Cet	2.0370	4500.0	102	44857	No
160	GOM_NL__2PRFIN20100928_194325_000000412093_00214_44857_2435.N1	28-SEP-2010 19:43:25	Bright	41.000	140	88Gam Peg	2.8340	26000.	82	44857	No

161	GOM_NL__2PRFIN20100928_194738_000000432093_00214_44857_2436.N1	28-SEP-2010 19:47:38	Bright	42.500	58	21Alp And	2.0730	11000.	85	44857	No
162	GOM_NL__2PRFIN20100928_195138_000000522093_00214_44857_2437.N1	28-SEP-2010 19:51:38	Bright	51.500	53	43Bet And	2.0480	3300.0	103	44857	No
163	GOM_NL__2PRFIN20100928_195612_000000402093_00214_44857_2438.N1	28-SEP-2010 19:56:12	Bright	40.000	74	11Bet Cas	2.2680	6600.0	80	44857	No
164	GOM_NL__2PRFIN20100928_195738_000000412093_00214_44857_2439.N1	28-SEP-2010 19:57:38	Bright	41.000	76	27Gam Cas	2.3000	30000.	82	44857	No
165	GOM_NL__2PRFIN20100928_202159_000000482093_00214_44857_2440.N1	28-SEP-2010 20:21:59	Bright	48.000	24	66Alp Gem	1.5800	10200.	96	44857	No
166	GOM_NL__2PRFIN20100928_203222_000000682093_00214_44857_2441.N1	28-SEP-2010 20:32:22	Dark	68.000	8	10Alp CMi	0.40000	6500.0	136	44857	No
167	GOM_NL__2PRFIN20100928_203931_000000432093_00214_44857_2442.N1	28-SEP-2010 20:39:31	Dark	43.000	132	15Rho Pup	2.8030	6900.0	86	44857	No
168	GOM_NL__2PRFIN20100928_204259_000000472093_00214_44857_2443.N1	28-SEP-2010 20:42:59	Dark	46.500	88	31Eta CMa	2.4480	20000.	93	44857	No
169	GOM_NL__2PRFIN20100928_204437_000000512093_00214_44857_2444.N1	28-SEP-2010 20:44:37	Dark	51.000	23	21Eps CMa	1.5020	26000.	102	44857	No
170	GOM_NL__2PRFIN20100928_204829_000000422093_00215_44858_2456.N1	28-SEP-2010 20:48:29	Dark	42.000	161	Tau Pup	2.9310	4500.0	84	44858	No
171	GOM_NL__2PRFIN20100928_204953_000000562093_00215_44858_2457.N1	28-SEP-2010 20:49:53	Dark	55.500	2	Alp Car	-0.73600	7000.0	111	44858	No
172	GOM_NL__2PRFIN20100928_205142_000000482093_00215_44858_2458.N1	28-SEP-2010 20:51:42	Dark	48.000	108	Alp Col	2.6520	15200.	96	44858	No
173	GOM_NL__2PRFIN20100928_210217_000000522093_00215_44858_2459.N1	28-SEP-2010 21:02:17	Straylight	51.500	157	The1Eri	2.9060	9300.0	103	44858	No
174	GOM_NL__2PRFIN20100928_211320_000000472093_00215_44858_2460.N1	28-SEP-2010 21:13:20	Straylight	47.000	52	16Bet Cet	2.0370	4500.0	94	44858	No
175	GOM_NL__2PRFIN20100928_212401_000000412093_00215_44858_2461.N1	28-SEP-2010 21:24:01	Bright	40.500	140	88Gam Peg	2.8340	26000.	81	44858	No
176	GOM_NL__2PRFIN20100928_212813_000000422093_00215_44858_2462.N1	28-SEP-2010 21:28:13	Bright	42.000	58	21Alp And	2.0730	11000.	84	44858	No
177	GOM_NL__2PRFIN20100928_213213_000000482093_00215_44858_2463.N1	28-SEP-2010 21:32:13	Bright	48.000	53	43Bet And	2.0480	3300.0	96	44858	No
178	GOM_NL__2PRFIN20100928_213648_000000412093_00215_44858_2464.N1	28-SEP-2010 21:36:48	Bright	40.500	74	11Bet Cas	2.2680	6600.0	81	44858	No
179	GOM_NL__2PRFIN20100928_213813_000000412093_00215_44858_2465.N1	28-SEP-2010 21:38:13	Bright	41.000	76	27Gam Cas	2.3000	30000.	82	44858	No
180	GOM_NL__2PRFIN20100928_220235_000000402093_00215_44858_2466.N1	28-SEP-2010 22:02:35	Bright	40.000	24	66Alp Gem	1.5800	10200.	80	44858	No
181	GOM_NL__2PRFIN20100928_221258_000000612093_00215_44858_2467.N1	28-SEP-2010 22:12:58	Dark	60.500	8	10Alp CMi	0.40000	6500.0	121	44858	No
182	GOM_NL__2PRFIN20100928_222007_000000422093_00215_44858_2468.N1	28-SEP-2010 22:20:07	Dark	41.500	132	15Rho Pup	2.8030	6900.0	83	44858	No
183	GOM_NL__2PRFIN20100928_222337_000000492093_00215_44858_2469.N1	28-SEP-2010 22:23:37	Dark	48.500	88	31Eta CMa	2.4480	20000.	97	44858	No
184	GOM_NL__2PRFIN20100928_222514_000000542093_00215_44858_2470.N1	28-SEP-2010 22:25:14	Dark	53.500	23	21Eps CMa	1.5020	26000.	107	44858	No
185	GOM_NL__2PRFIN20100928_222906_000000422093_00216_44859_2484.N1	28-SEP-2010 22:29:06	Dark	42.000	161	Tau Pup	2.9310	4500.0	84	44859	No
186	GOM_NL__2PRFIN20100928_223030_000000552093_00216_44859_2485.N1	28-SEP-2010 22:30:30	Dark	55.000	2	Alp Car	-0.73600	7000.0	110	44859	No
187	GOM_NL__2PRFIN20100928_223219_000000482093_00216_44859_2486.N1	28-SEP-2010 22:32:19	Dark	48.000	108	Alp Col	2.6520	15200.	96	44859	No
188	GOM_NL__2PRFIN20100928_224254_000000502093_00216_44859_2487.N1	28-SEP-2010 22:42:54	Straylight	50.000	157	The1Eri	2.9060	9300.0	100	44859	No
189	GOM_NL__2PRFIN20100928_225356_000000502093_00216_44859_2488.N1	28-SEP-2010 22:53:56	Straylight	49.500	52	16Bet Cet	2.0370	4500.0	99	44859	No
190	GOM_NL__2PRFIN20100928_230437_000000412093_00216_44859_2489.N1	28-SEP-2010 23:04:37	Bright	41.000	140	88Gam Peg	2.8340	26000.	82	44859	No
191	GOM_NL__2PRFIN20100928_230849_000000412093_00216_44859_2490.N1	28-SEP-2010 23:08:49	Bright	40.500	58	21Alp And	2.0730	11000.	81	44859	No
192	GOM_NL__2PRFIN20100928_231248_000000472093_00216_44859_2491.N1	28-SEP-2010 23:12:48	Bright	47.000	53	43Bet And	2.0480	3300.0	94	44859	No
193	GOM_NL__2PRFIN20100928_231724_000000402093_00216_44859_2492.N1	28-SEP-2010 23:17:24	Bright	39.500	74	11Bet Cas	2.2680	6600.0	79	44859	No
194	GOM_NL__2PRFIN20100928_231849_000000412093_00216_44859_2493.N1	28-SEP-2010 23:18:49	Bright	41.000	76	27Gam Cas	2.3000	30000.	82	44859	No
195	GOM_NL__2PRFIN20100928_234311_000000402093_00216_44859_2494.N1	28-SEP-2010 23:43:11	Bright	40.000	24	66Alp Gem	1.5800	10200.	80	44859	No
196	GOM_NL__2PRFIN20100928_235335_000000612093_00216_44859_2495.N1	28-SEP-2010 23:53:35	Dark	60.500	8	10Alp CMi	0.40000	6500.0	121	44859	No

### 3. Quality information per product

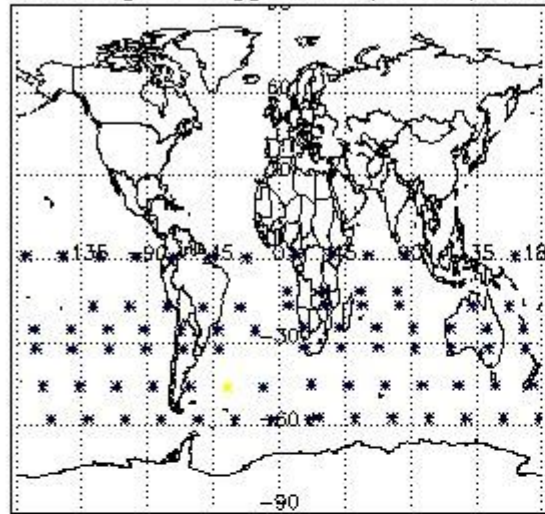
In this section it is plotted some information contained in the Quality Summary data set of the level 2 products. Only products in dark limb conditions and without errors (error flag in the MPH set to "0") are used.

#### 3.1 Plot quality information per product (time dependant)

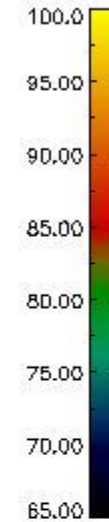
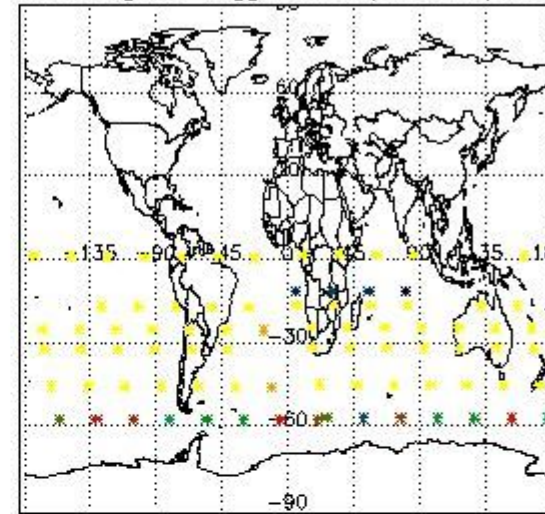


3.2 Plot quality information per product (world map)

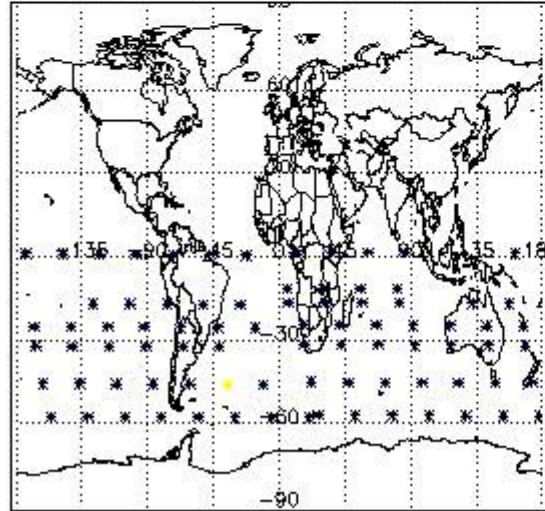
Percentage of flagged data per O3 profile



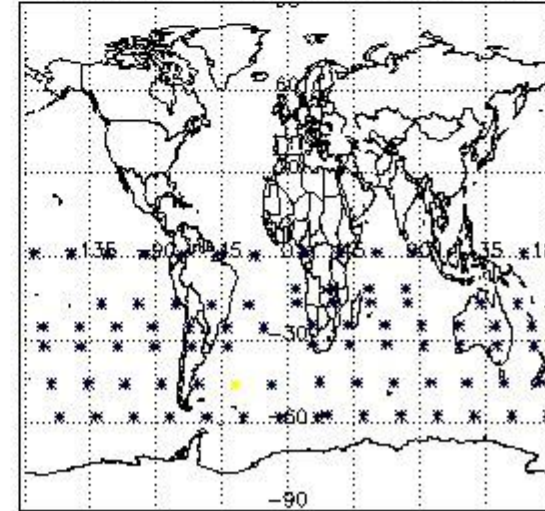
Percentage of flagged data per H2O profile



Percentage of flagged data per NO2 profile



Percentage of flagged data per NO3 profile

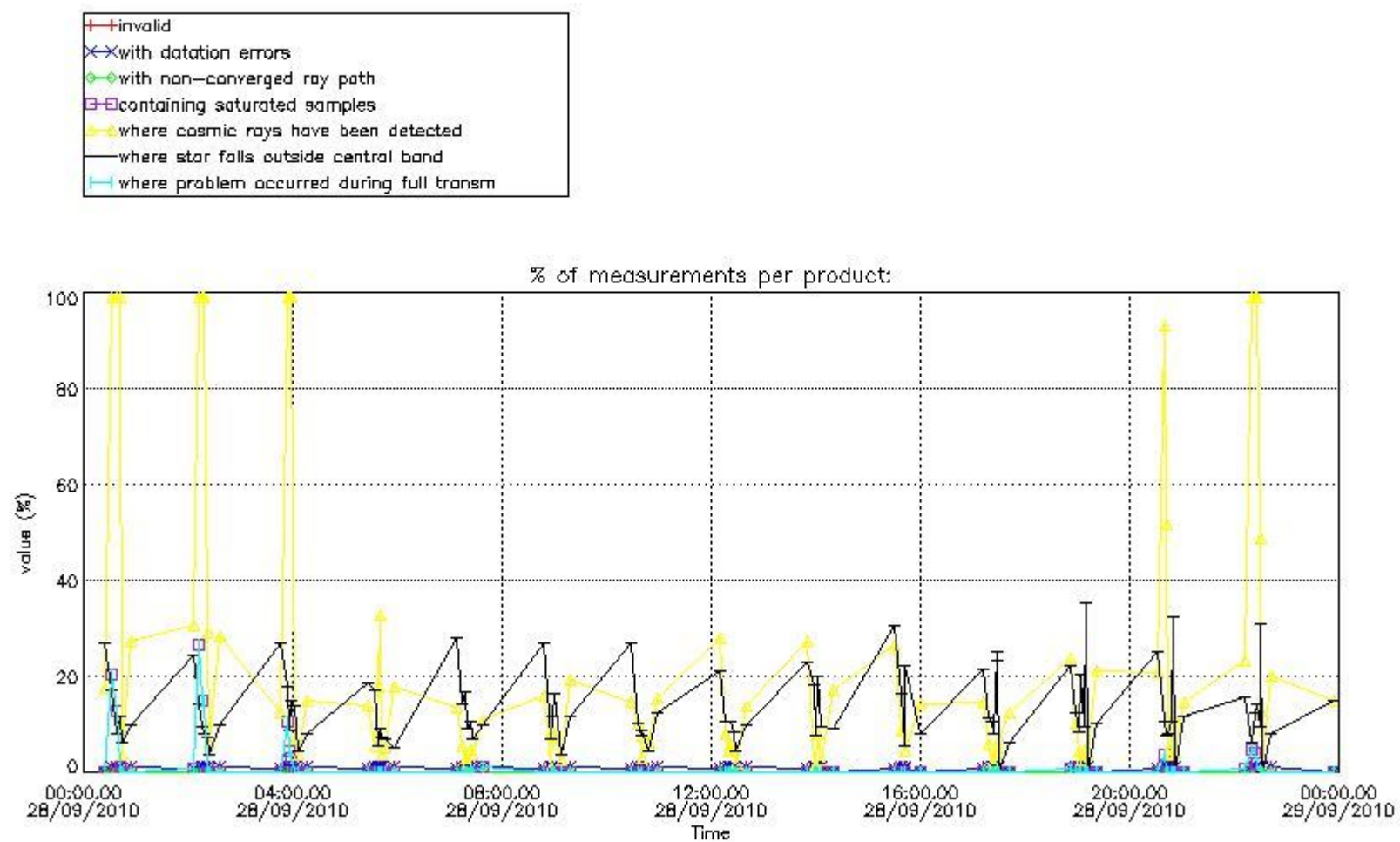


#### 4. Level 1 quality information per product

In this section it is plotted some information contained in the Quality Summary data set of the level 2 products that comes from the level 1b processing. Products without errors (error flag in the MPH set to "0") are used.

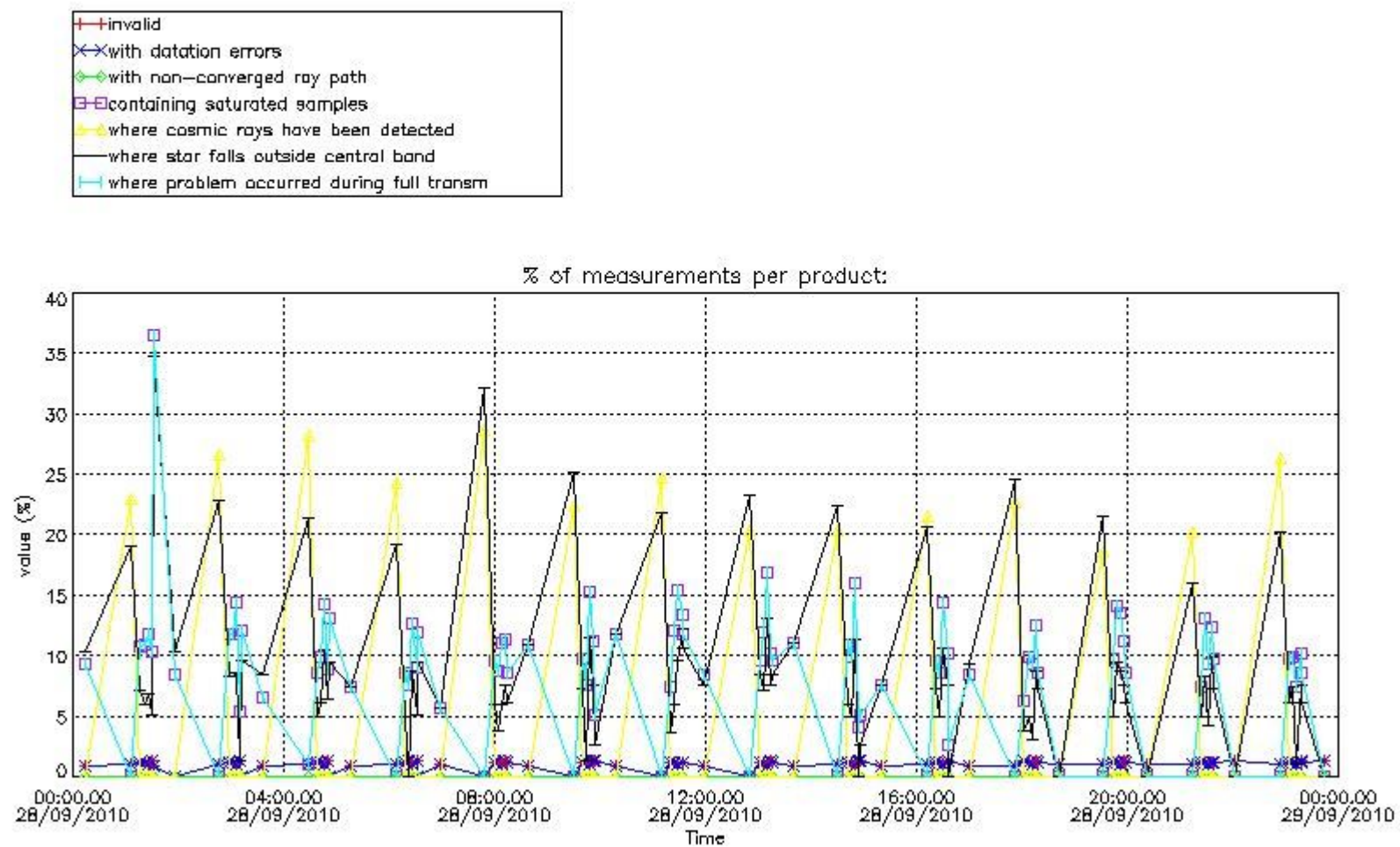
##### 4.1 Plot quality information per product (time dependant) coming from level 1b processing

##### 4.1.1 Plot level 1 quality information per product (time dependant): ENVISAT ASCENDING passes



4.1.2 Plot level 1 quality information per product (time dependant): ENVI SAT DESCENDING passes

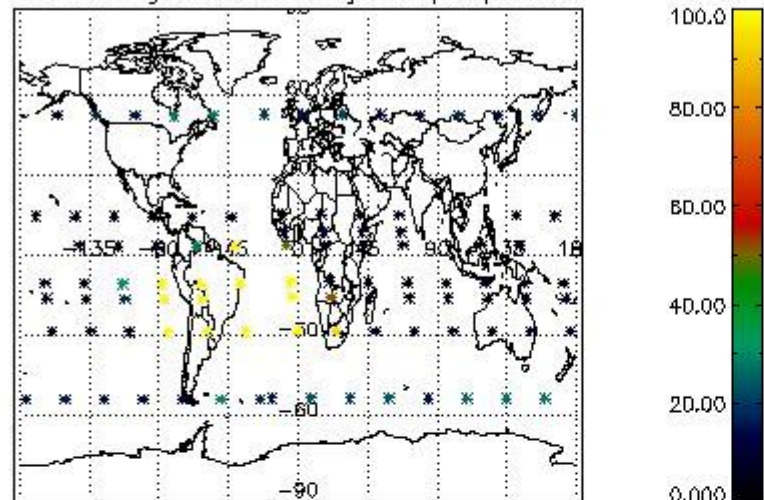




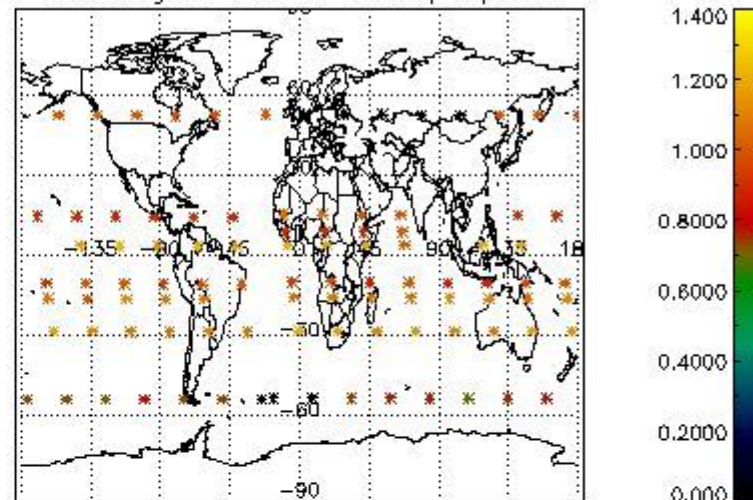
4.2 Plot quality information per product coming from level 1b processing (world map)

4.2.1 Plot level 1 quality information per product (world map): ENVISAT ASCENDING passes

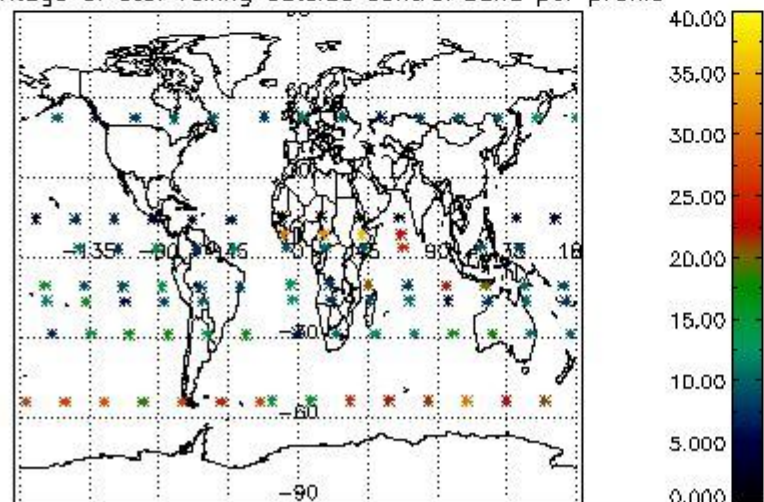
Percentage of cosmic ray hits per profile



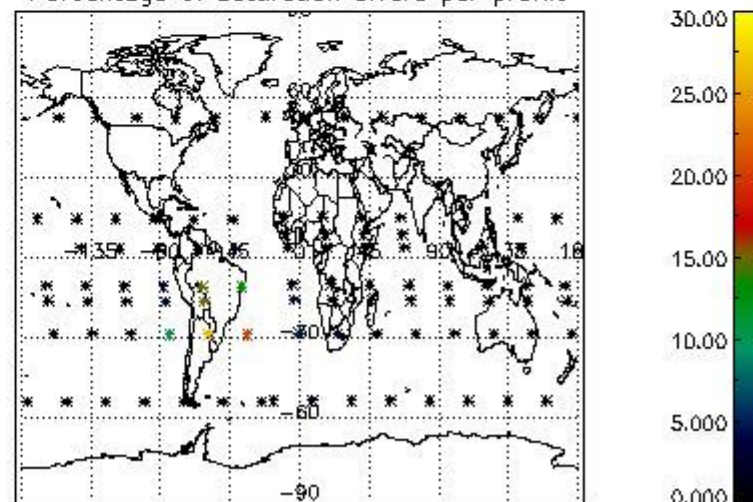
Percentage of datation errors per profile



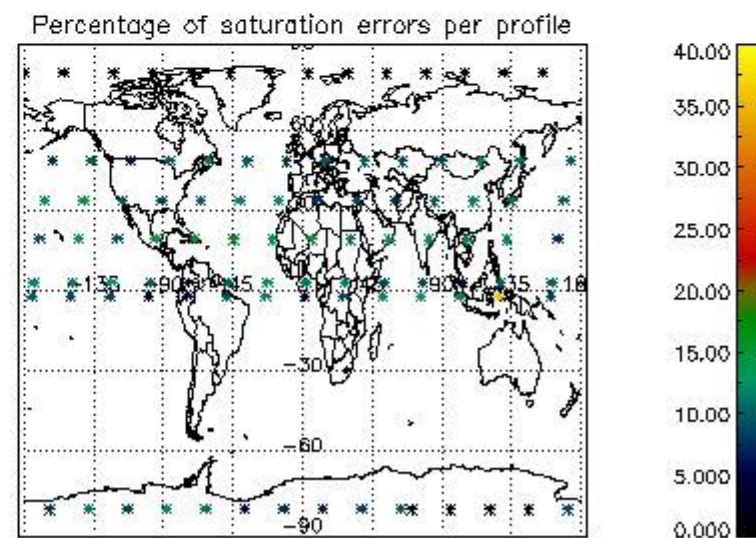
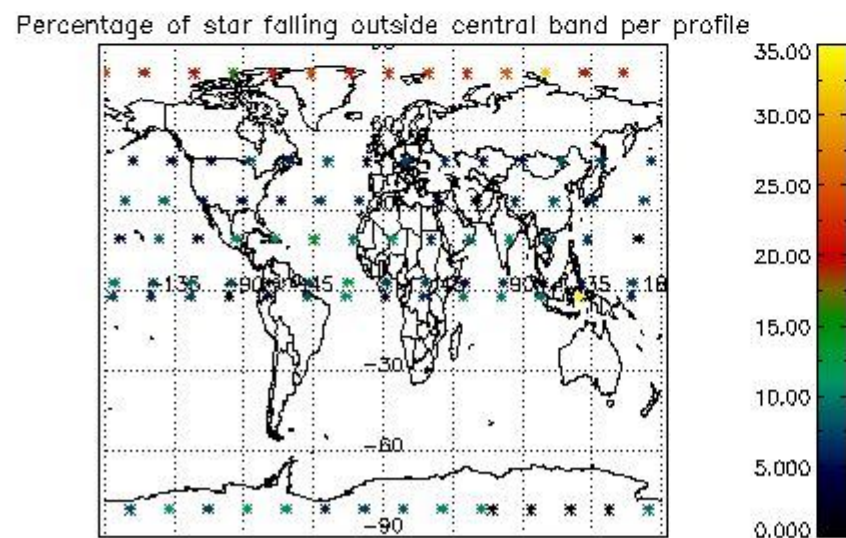
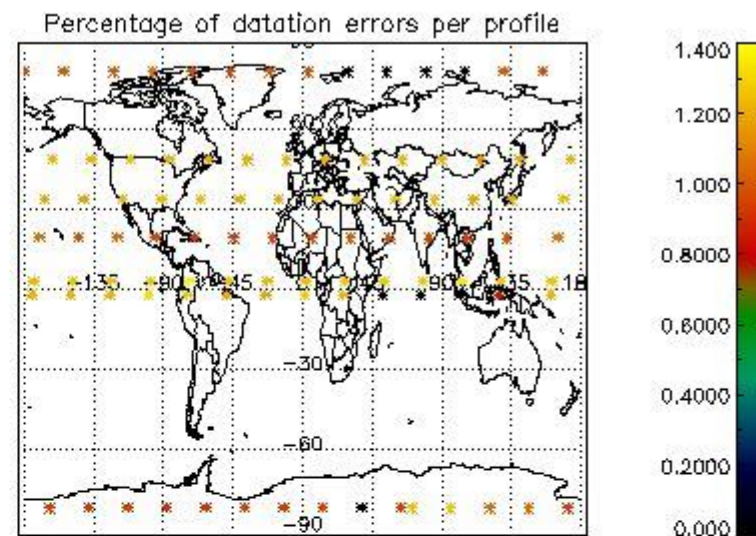
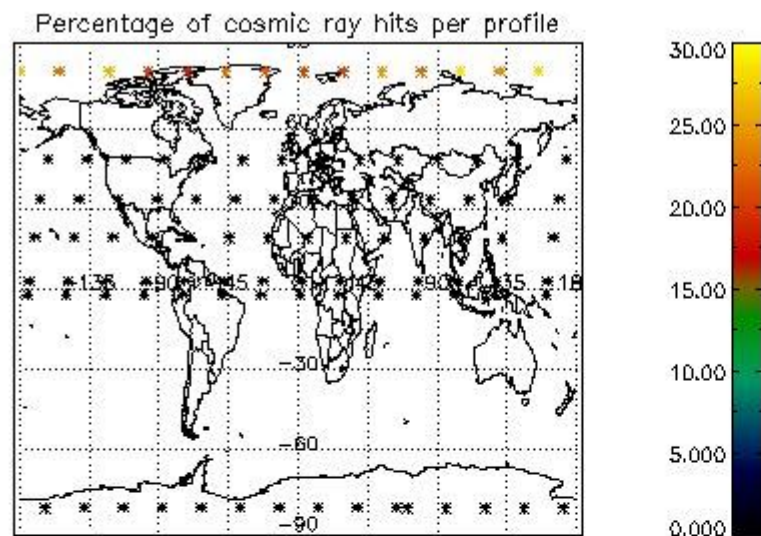
Percentage of star falling outside central band per profile



Percentage of saturation errors per profile



4.2.2 Plot level 1 quality information per product (world map): ENVISAT DESCENDING passes



## 5. Trace gas profiles

### 5.1 Ozone statistics based on quality of products

The final quality of the products can be "measured" using the STD (Standard Deviation) attached to every point profile. This information is written to the parameter GOM\_NL\_\_2P/NL\_LOCAL\_SPECIES\_DENSITY/o3\_std of the level 2 products. The table below shows the statistics for given STD ranges.

The statistics are given with respect to the overall valid production:

- Products without fatal errors: GOM\_NL\_\_2P/MPH/PRODUCT\_ERR=0
- Valid point profile: GOM\_NL\_\_2P/NL\_LOCAL\_SPECIES\_DENSITY/pcd(0)=0

The 'Criteria' is applied to valid points of dark limb products:

- Products in dark limb illumination condition: GOM\_NL\_\_2P/NL\_SUMMARY\_QUALITY/obs\_ill\_cond=0
- Products without fatal errors: GOM\_NL\_\_2P/MPH/PRODUCT\_ERR=0
- Valid point profile: GOM\_NL\_\_2P/NL\_LOCAL\_SPECIES\_DENSITY/pcd(0)=0

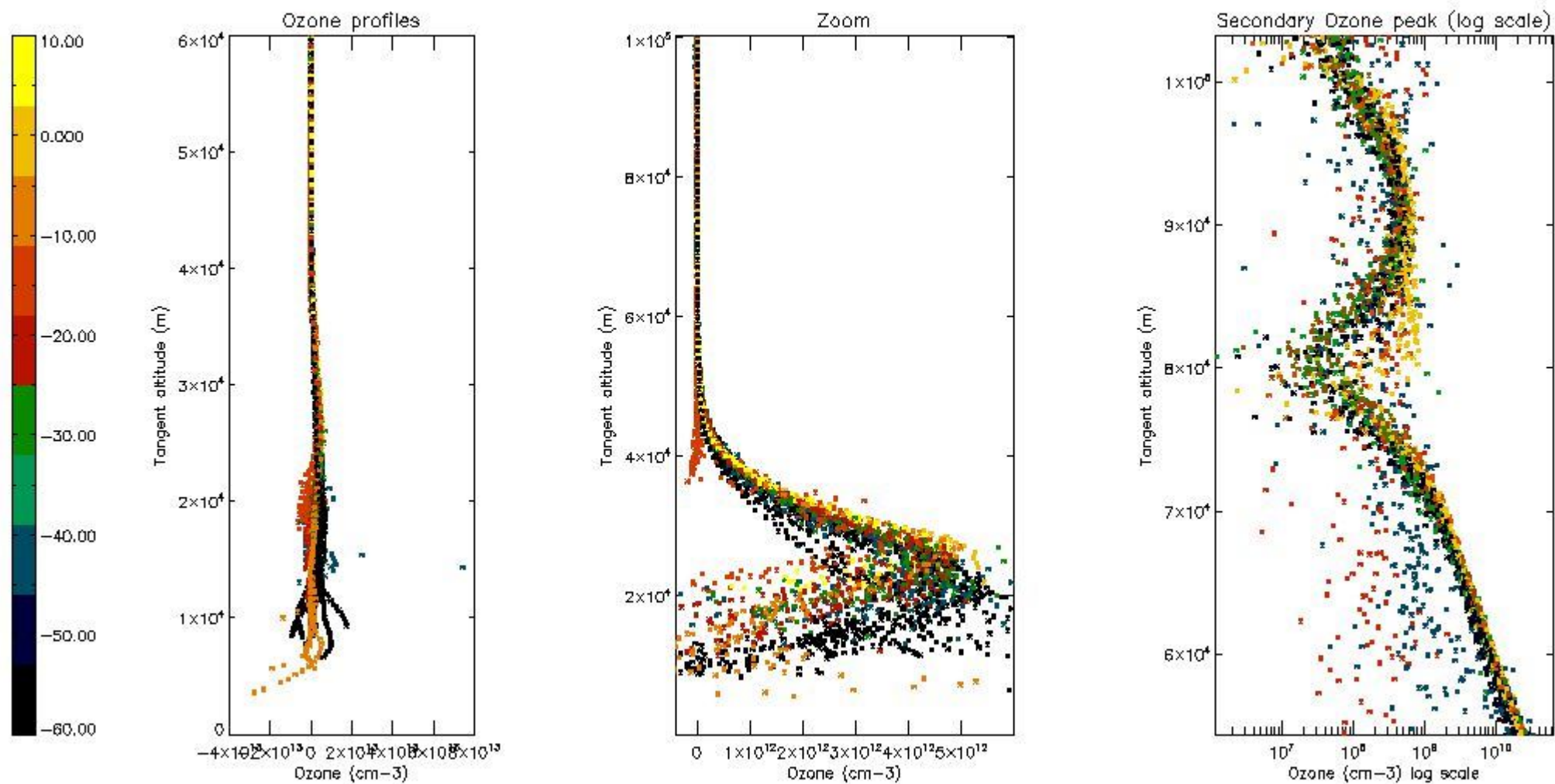
So, the table below shows the percentage of dark limb and valid observations for each criteria with respect to the overall valid daily observations.

Criteria	% of total production
All STD	46
STD < 20	26

STD < 10	19
STD < 5	15

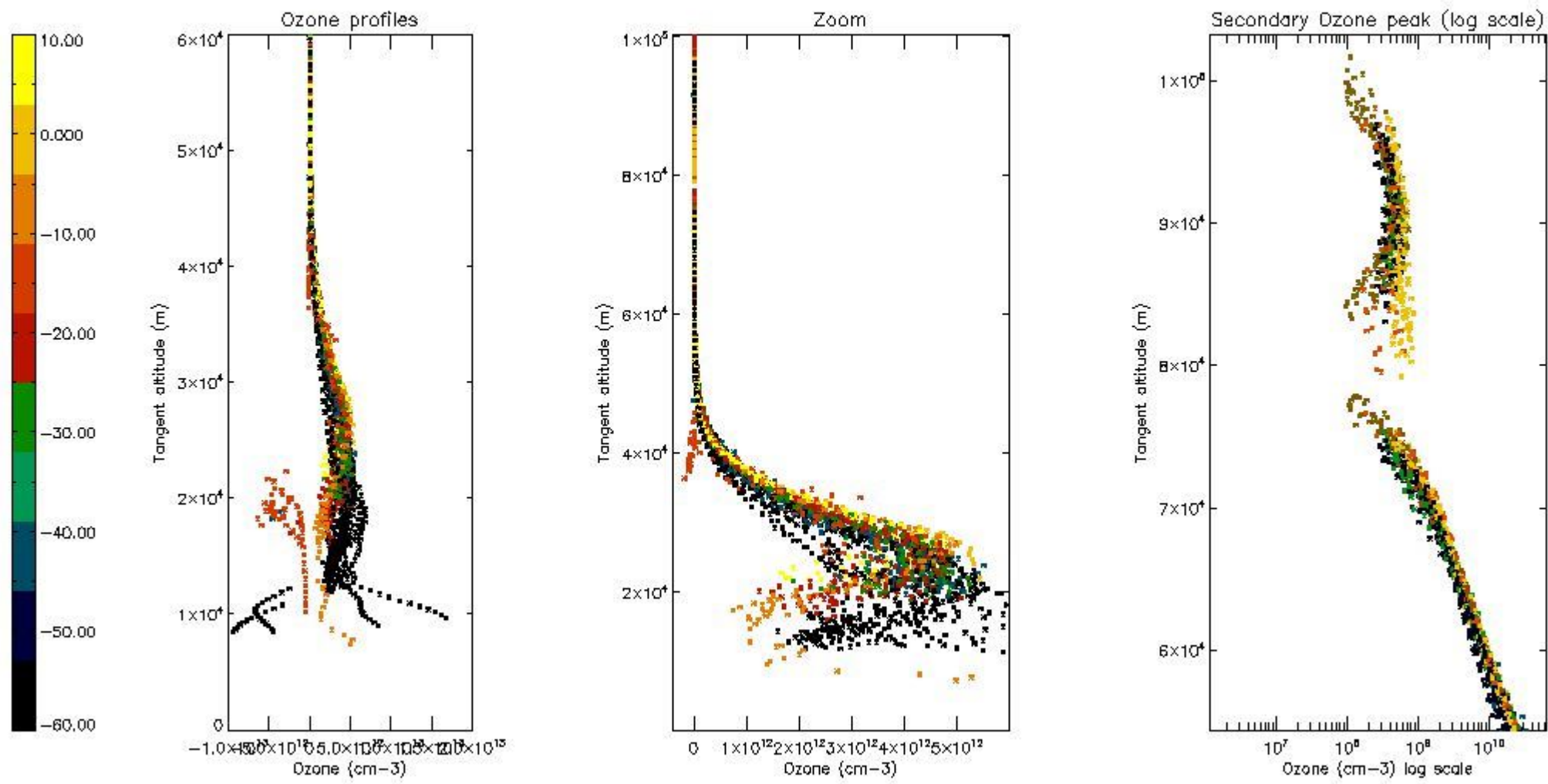
5.2 Plot ozone profiles for all STD (dark without errors)

The colorbar represents the latitude.



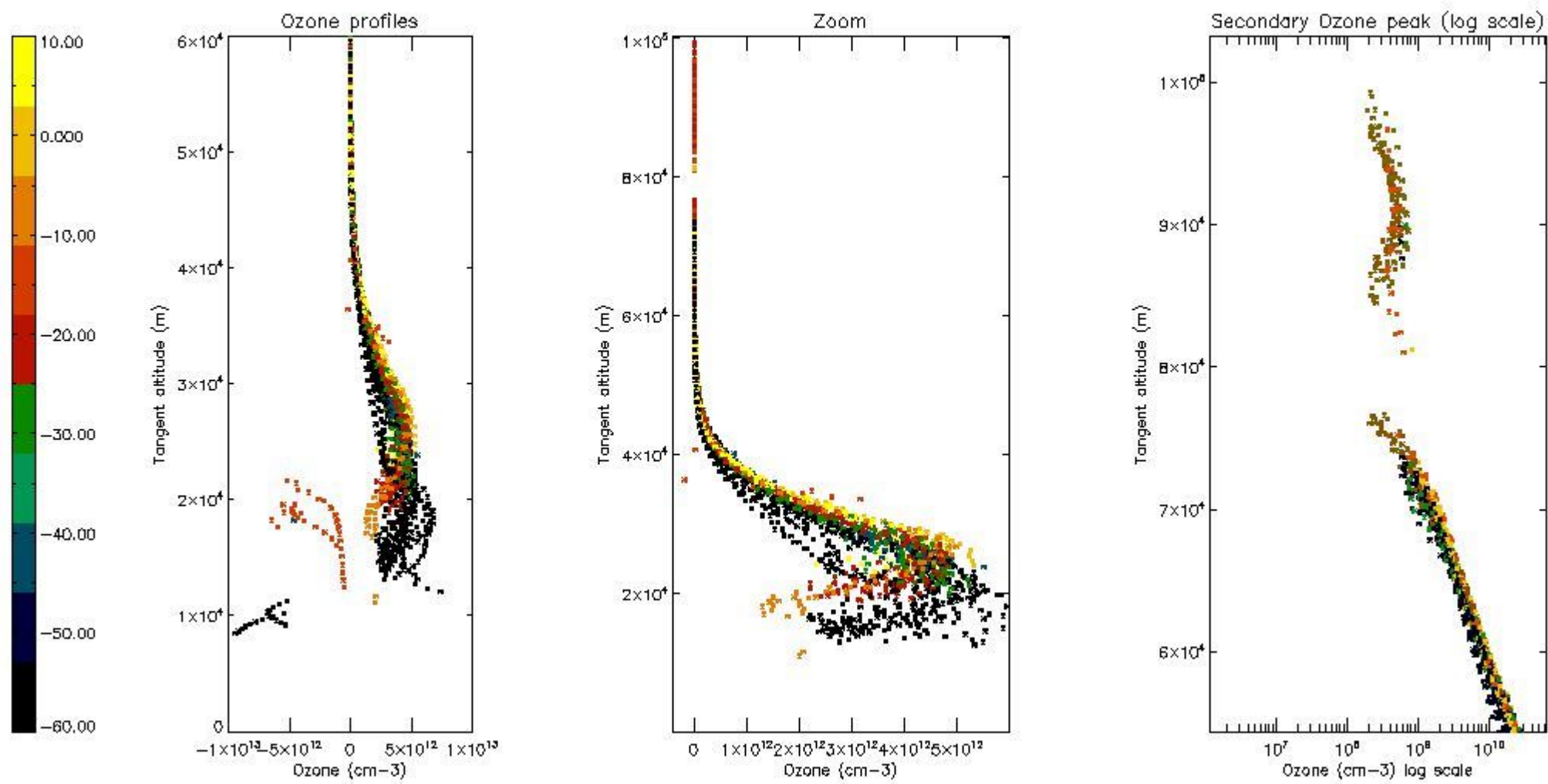
5.3 Plot ozone profiles where STD < 20% (dark without errors)

The colorbar represents the latitude.



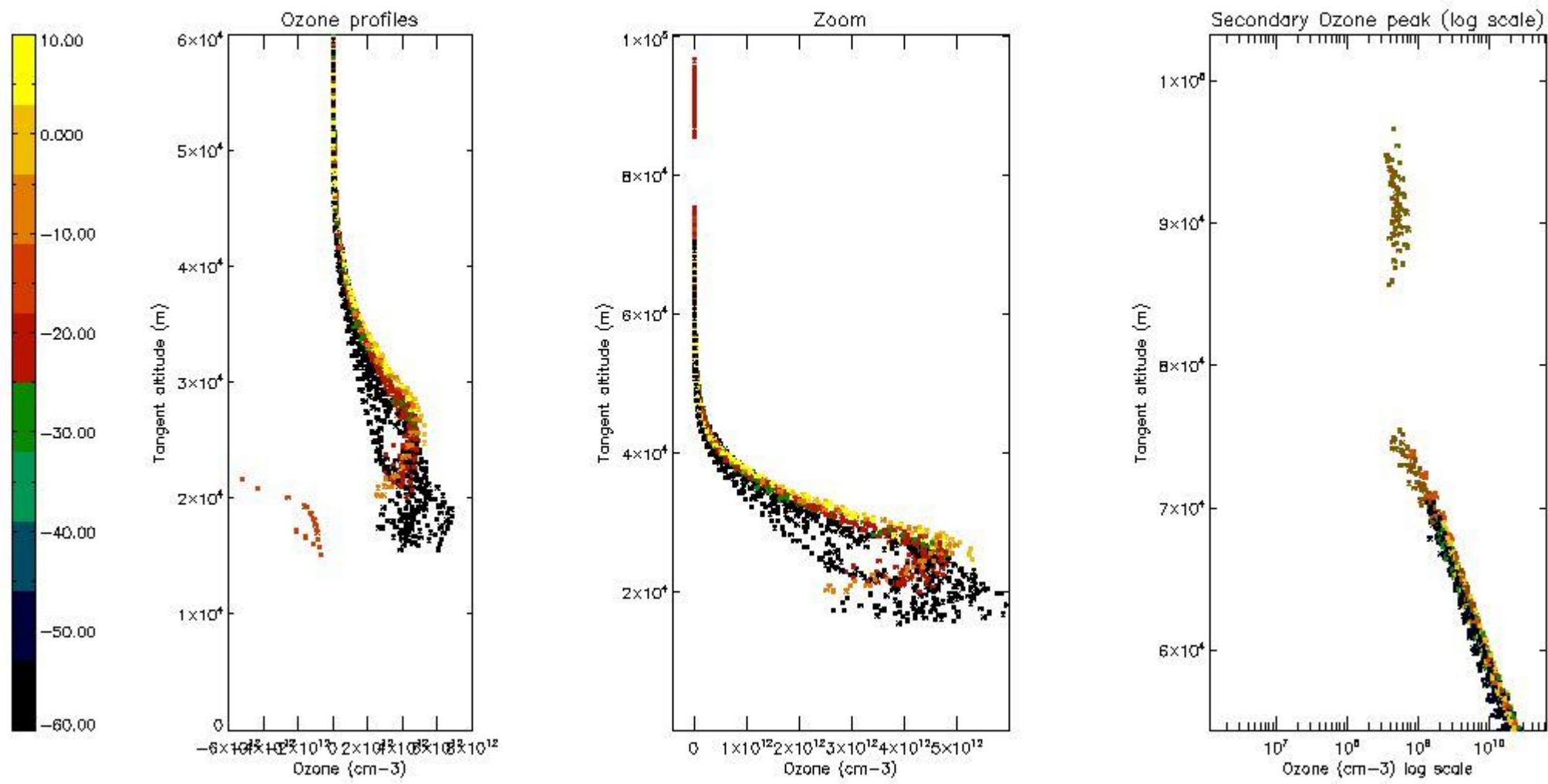
*5.4 Plot ozone profiles where STD < 10% (dark without errors)*

The colorbar represents the latitude.



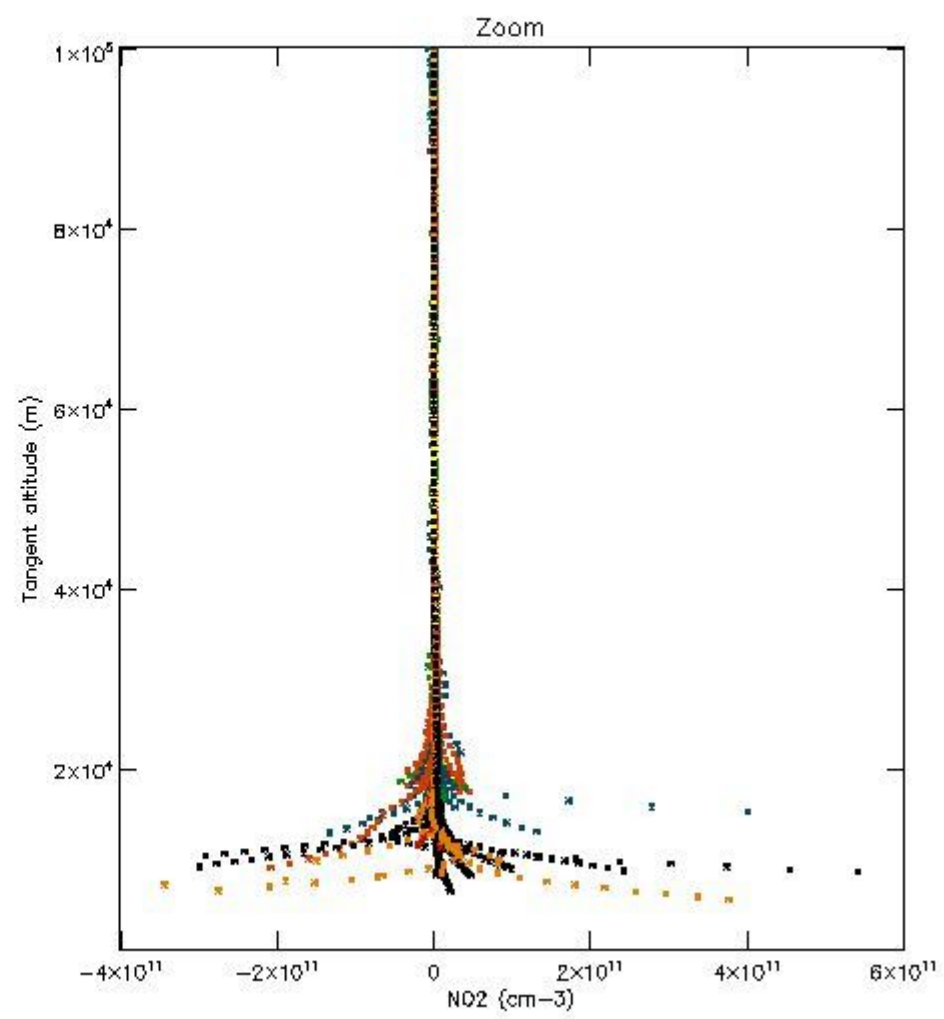
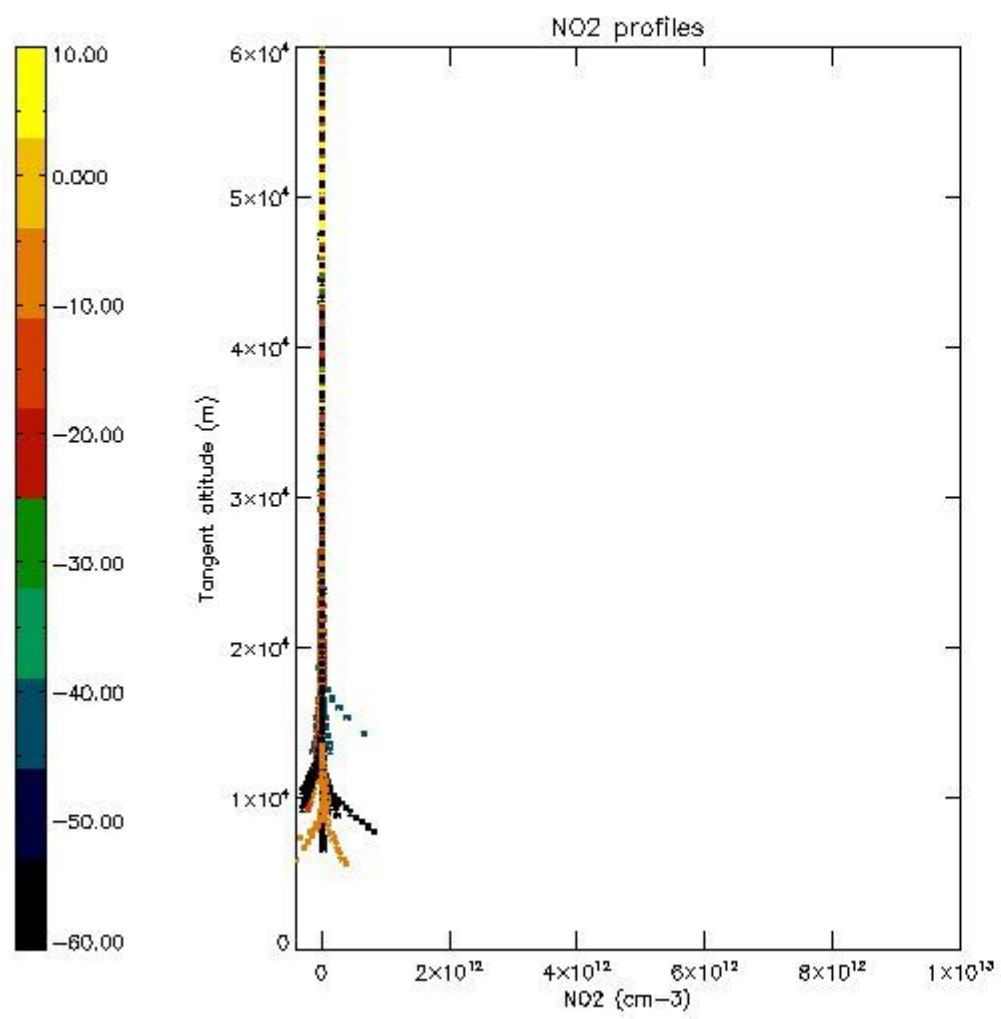
*5.5 Plot ozone profiles where STD < 5% (dark without errors)*

The colorbar represents the latitude.



*5.6 Plot NO<sub>2</sub> profiles for all STD (dark without errors)*

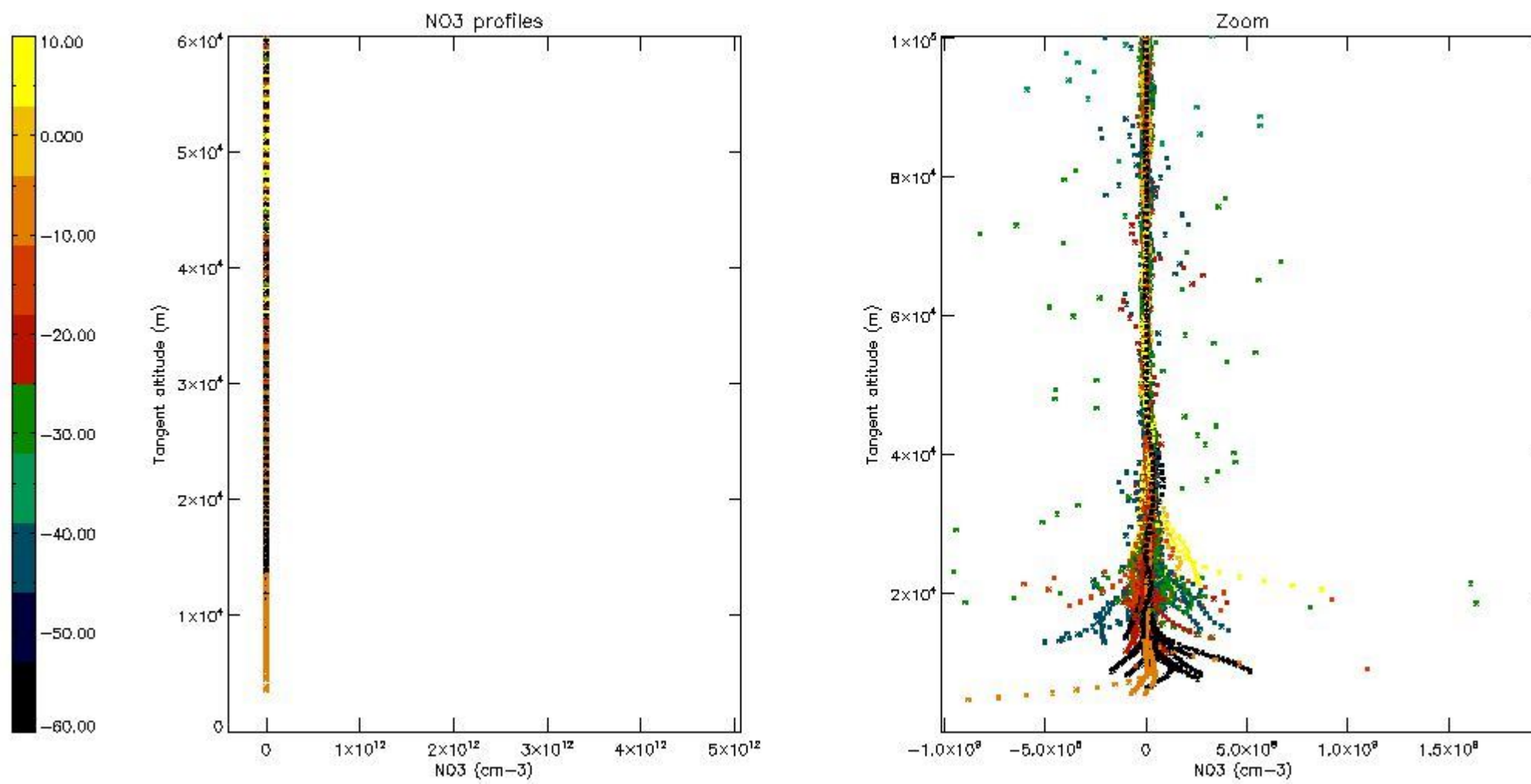
The colorbar represents the latitude.



*5.7 Plot NO3 profiles for all STD (dark without errors)*

The colorbar represents the latitude.





## 6. Auxiliary Data Files used for the production reported in section 2

The number reported in the third column indicates since which file (see list in section 2) the corresponding auxiliary file has been used. The fourth column is the date of those product files.

Type	Auxiliary Filename	Used since product	Used since product date
INST_PHYS_CHARACTERISTICS	GOM_INS_AXVIEC20091111_143220_20030716_120000_20500101_000000	1	28-SEP-2010 00:14:46
LEVEL-2_PROC_CONFIG	GOM_PR2_AXVIEC20091111_152718_20020301_000000_20500101_000000	1	28-SEP-2010 00:14:46
CROSS_SECTIONS_FILE	GOM_CRS_AXVIEC20091111_154832_20020301_000000_20500101_000000	1	28-SEP-2010 00:14:46

# GOMOS Level 2 Daily Report

## SUMMARY

### [1. General Info](#)

### [2. Summary of processed GOM\\_NL\\_2P products](#)

### [3. Level 2 Quality information per product](#)

#### [3.1 Plot of level 2 quality information per product \(time dependant\)](#)

#### [3.2 Plot of level 2 quality information per product \(world map\)](#)

### [4. Level 1 Quality information per product \(stored on level 2 products\)](#)

#### [4.1 Plot of level 1 quality information per product \(time dependant\)](#)

##### [4.1.1 Plot of level 1 quality information per product \(time dependant\): ASCENDING](#)

##### [4.1.2 Plot of level 1 quality information per product \(time dependant\): DESCENDING](#)

#### [4.2 Plot of level 1 quality information per product \(world map\)](#)

##### [4.2.1 Plot of level 1 quality information per product \(world map\): ASCENDING](#)

##### [4.2.2 Plot of level 1 quality information per product \(world map\): DESCENDING](#)

### [5. Ozone profiles based on quality statistics and other trace gas profiles](#)

#### [5.1 Ozone statistics based on quality of products](#)

#### [5.2 Plot ozone profiles for all STD \(dark without errors\)](#)

#### [5.3 Plot ozone profiles where STD < 20% \(dark without errors\)](#)

#### [5.4. Plot ozone profiles where STD < 10% \(dark without errors\)](#)

#### [5.5. Plot ozone profiles where STD < 5% \(dark without errors\)](#)

#### [5.6 Plot NO2 profiles for all STD \(dark without errors\)](#)

#### [5.7 Plot NO3 profiles for all STD \(dark without errors\)](#)

#### [5.8 Plot H2O profiles \(only for occultations of stars 1,2,3,4,13,14,16,26,63 dark without errors\) for all STD](#)

### [6. Auxiliary Data Files used for the production reported in section 2](#)

This report presents the daily analysis on parameters extracted from GOMOS level 2 data (GOM\_NL\_\_2P). It is intended to monitor some important parameters that will impact the quality of these products. A list of level 2 products (and content) that have arrived during the reporting day to the PCF is also given.

Item	Value
Time of report generation	29APR2013 15:31:48
Data source version	GOMOS/6.01
Start time of products	28-09-2010 (28SEP2010 00:00:00)
Stop time of products	29-09-2010 (29SEP2010 00:00:00)
Store outputs in DB	Yes
Nb of level 2 prods	196
Nb of prods with errors	0

## 2. Summary of processed GOM\_NL\_\_2P products.

Nr	Filename	UTC Start time	Limb	Duration	Star Id	Star Name	Star Mag	Star Temp	Nb Meas	Orbit	Prod. error
1	GOM_NL__2PRFIN20100928_001446_000000542093_00202_44845_2072.N1	28-SEP-2010 00:14:46	Bright	53.500	24	66Alp Gem	1.5800	10200.	107	44845	No
2	GOM_NL__2PRFIN20100928_002459_000000692093_00202_44845_2073.N1	28-SEP-2010 00:24:59	Dark	69.000	8	10Alp CMi	0.40000	6500.0	138	44845	No
3	GOM_NL__2PRFIN20100928_003211_000000472093_00202_44845_2074.N1	28-SEP-2010 00:32:11	Dark	47.000	132	15Rho Pup	2.8030	6900.0	94	44845	No
4	GOM_NL__2PRFIN20100928_003712_000000512093_00202_44845_2075.N1	28-SEP-2010 00:37:12	Dark	50.500	23	21Eps CMa	1.5020	26000.	101	44845	No
5	GOM_NL__2PRFIN20100928_004109_000000432093_00203_44846_2078.N1	28-SEP-2010 00:41:09	Dark	42.500	161	Tau Pup	2.9310	4500.0	85	44846	No
6	GOM_NL__2PRFIN20100928_004413_000000572093_00203_44846_2079.N1	28-SEP-2010 00:44:13	Dark	57.000	108	Alp Col	2.6520	15200.	114	44846	No
7	GOM_NL__2PRFIN20100928_005456_000000522093_00203_44846_2080.N1	28-SEP-2010 00:54:56	Straylight	51.500	157	The1Eri	2.9060	9300.0	103	44846	No
8	GOM_NL__2PRFIN20100928_010607_000000502093_00203_44846_2081.N1	28-SEP-2010 01:06:07	Straylight	50.000	52	16Bet Cet	2.0370	4500.0	100	44846	No
9	GOM_NL__2PRFIN20100928_011653_000000422093_00203_44846_2082.N1	28-SEP-2010 01:16:53	Bright	42.000	140	88Gam Peg	2.8340	26000.	84	44846	No
10	GOM_NL__2PRFIN20100928_012106_000000422093_00203_44846_2083.N1	28-SEP-2010 01:21:06	Bright	41.500	58	21Alp And	2.0730	11000.	83	44846	No
11	GOM_NL__2PRFIN20100928_012511_000000512093_00203_44846_2084.N1	28-SEP-2010 01:25:11	Bright	51.000	53	43Bet And	2.0480	3300.0	102	44846	No
12	GOM_NL__2PRFIN20100928_012940_000000392093_00203_44846_2085.N1	28-SEP-2010 01:29:40	Bright	39.000	74	11Bet Cas	2.2680	6600.0	78	44846	No
13	GOM_NL__2PRFIN20100928_013107_000000592093_00203_44846_2086.N1	28-SEP-2010 01:31:07	Bright	59.000	76	27Gam Cas	2.3000	30000.	118	44846	No
14	GOM_NL__2PRFIN20100928_015522_000000532093_00203_44846_2087.N1	28-SEP-2010 01:55:22	Bright	53.000	24	66Alp Gem	1.5800	10200.	106	44846	No
15	GOM_NL__2PRFIN20100928_020536_000000682093_00203_44846_2088.N1	28-SEP-2010 02:05:36	Dark	67.500	8	10Alp CMi	0.40000	6500.0	135	44846	No
16	GOM_NL__2PRFIN20100928_021248_000000462093_00203_44846_2089.N1	28-SEP-2010 02:12:48	Dark	45.500	132	15Rho Pup	2.8030	6900.0	91	44846	No
17	GOM_NL__2PRFIN20100928_021614_000000472093_00203_44846_2090.N1	28-SEP-2010 02:16:14	Dark	47.000	88	31Eta CMa	2.4480	20000.	94	44846	No
18	GOM_NL__2PRFIN20100928_021749_000000512093_00203_44846_2091.N1	28-SEP-2010 02:17:49	Dark	50.500	23	21Eps CMa	1.5020	26000.	101	44846	No
19	GOM_NL__2PRFIN20100928_022146_000000412093_00204_44847_2089.N1	28-SEP-2010 02:21:46	Dark	41.000	161	Tau Pup	2.9310	4500.0	82	44847	No
20	GOM_NL__2PRFIN20100928_022450_000000562093_00204_44847_2090.N1	28-SEP-2010 02:24:50	Dark	56.000	108	Alp Col	2.6520	15200.	112	44847	No
21	GOM_NL__2PRFIN20100928_023533_000000512093_00204_44847_2091.N1	28-SEP-2010 02:35:33	Straylight	51.000	157	The1Eri	2.9060	9300.0	102	44847	No
22	GOM_NL__2PRFIN20100928_024644_000000532093_00204_44847_2092.N1	28-SEP-2010 02:46:44	Straylight	52.500	52	16Bet Cet	2.0370	4500.0	105	44847	No
23	GOM_NL__2PRFIN20100928_025729_000000432093_00204_44847_2093.N1	28-SEP-2010 02:57:29	Bright	42.500	140	88Gam Peg	2.8340	26000.	85	44847	No
24	GOM_NL__2PRFIN20100928_030142_000000432093_00204_44847_2094.N1	28-SEP-2010 03:01:42	Bright	42.500	58	21Alp And	2.0730	11000.	85	44847	No
25	GOM_NL__2PRFIN20100928_030546_000000522093_00204_44847_2095.N1	28-SEP-2010 03:05:46	Bright	52.000	53	43Bet And	2.0480	3300.0	104	44847	No
26	GOM_NL__2PRFIN20100928_031016_000000372093_00204_44847_2096.N1	28-SEP-2010 03:10:16	Bright	37.000	74	11Bet Cas	2.2680	6600.0	74	44847	No
27	GOM_NL__2PRFIN20100928_031143_000000422093_00204_44847_2097.N1	28-SEP-2010 03:11:43	Bright	41.500	76	27Gam Cas	2.3000	30000.	83	44847	No
28	GOM_NL__2PRFIN20100928_033558_000000532093_00204_44847_2098.N1	28-SEP-2010 03:35:58	Bright	53.000	24	66Alp Gem	1.5800	10200.	106	44847	No
29	GOM_NL__2PRFIN20100928_034613_000000692093_00204_44847_2099.N1	28-SEP-2010 03:46:13	Dark	68.500	8	10Alp CMi	0.40000	6500.0	137	44847	No
30	GOM_NL__2PRFIN20100928_035324_000000482093_00204_44847_2100.N1	28-SEP-2010 03:53:24	Dark	47.500	132	15Rho Pup	2.8030	6900.0	95	44847	No
31	GOM_NL__2PRFIN20100928_035650_000000472093_00204_44847_2101.N1	28-SEP-2010 03:56:50	Dark	46.500	88	31Eta CMa	2.4480	20000.	93	44847	No
32	GOM_NL__2PRFIN20100928_035826_000000542093_00204_44847_2102.N1	28-SEP-2010 03:58:26	Dark	54.000	23	21Eps CMa	1.5020	26000.	108	44847	No
33	GOM_NL__2PRFIN20100928_040223_000000442093_00205_44848_2107.N1	28-SEP-2010 04:02:23	Dark	44.000	161	Tau Pup	2.9310	4500.0	88	44848	No
34	GOM_NL__2PRFIN20100928_040528_000000572093_00205_44848_2108.N1	28-SEP-2010 04:05:28	Dark	56.500	108	Alp Col	2.6520	15200.	113	44848	No
35	GOM_NL__2PRFIN20100928_041610_000000502093_00205_44848_2109.N1	28-SEP-2010 04:16:10	Straylight	50.000	157	The1Eri	2.9060	9300.0	100	44848	No
36	GOM_NL__2PRFIN20100928_042720_000000522093_00205_44848_2110.N1	28-SEP-2010 04:27:20	Straylight	51.500	52	16Bet Cet	2.0370	4500.0	103	44848	No
37	GOM_NL__2PRFIN20100928_043805_000000412093_00205_44848_2111.N1	28-SEP-2010 04:38:05	Bright	41.000	140	88Gam Peg	2.8340	26000.	82	44848	No
38	GOM_NL__2PRFIN20100928_044218_000000412093_00205_44848_2112.N1	28-SEP-2010 04:42:18	Bright	40.500	58	21Alp And	2.0730	11000.	81	44848	No
39	GOM_NL__2PRFIN20100928_044622_000000532093_00205_44848_2113.N1	28-SEP-2010 04:46:22	Bright	52.500	53	43Bet And	2.0480	3300.0	105	44848	No
40	GOM_NL__2PRFIN20100928_045052_000000402093_00205_44848_2114.N1	28-SEP-2010 04:50:52	Bright	39.500	74	11Bet Cas	2.2680	6600.0	79	44848	No
41	GOM_NL__2PRFIN20100928_045218_000000422093_00205_44848_2115.N1	28-SEP-2010 04:52:18	Bright	42.000	76	27Gam Cas	2.3000	30000.	84	44848	No
42	GOM_NL__2PRFIN20100928_051634_000000542093_00205_44848_2116.N1	28-SEP-2010 05:16:34	Bright	53.500	24	66Alp Gem	1.5800	10200.	107	44848	No

43	GOM_NL__2PRFIN20100928_052650_000000622093_00205_44848_2117.N1	28-SEP-2010 05:26:50	Dark	62.000	8	10Alp CMi	0.40000	6500.0	124	44848	No
44	GOM_NL__2PRFIN20100928_053401_000000472093_00205_44848_2118.N1	28-SEP-2010 05:34:01	Dark	47.000	132	15Rho Pup	2.8030	6900.0	94	44848	No
45	GOM_NL__2PRFIN20100928_053728_000000452093_00205_44848_2119.N1	28-SEP-2010 05:37:28	Dark	44.500	88	31Eta CMa	2.4480	20000.	89	44848	No
46	GOM_NL__2PRFIN20100928_053903_000000512093_00205_44848_2120.N1	28-SEP-2010 05:39:03	Dark	50.500	23	21Eps CMa	1.5020	26000.	101	44848	No
47	GOM_NL__2PRFIN20100928_054259_000000412093_00206_44849_2154.N1	28-SEP-2010 05:42:59	Dark	40.500	161	Tau Pup	2.9310	4500.0	81	44849	No
48	GOM_NL__2PRFIN20100928_054605_000000572093_00206_44849_2155.N1	28-SEP-2010 05:46:05	Dark	57.000	108	Alp Col	2.6520	15200.	114	44849	No
49	GOM_NL__2PRFIN20100928_055647_000000482093_00206_44849_2156.N1	28-SEP-2010 05:56:47	Straylight	48.000	157	The1Eri	2.9060	9300.0	96	44849	No
50	GOM_NL__2PRFIN20100928_060756_000000502093_00206_44849_2157.N1	28-SEP-2010 06:07:56	Straylight	49.500	52	16Bet Cet	2.0370	4500.0	99	44849	No
51	GOM_NL__2PRFIN20100928_061840_000000412093_00206_44849_2158.N1	28-SEP-2010 06:18:40	Bright	41.000	140	88Gam Peg	2.8340	26000.	82	44849	No
52	GOM_NL__2PRFIN20100928_062253_000000402093_00206_44849_2159.N1	28-SEP-2010 06:22:53	Bright	39.500	58	21Alp And	2.0730	11000.	79	44849	No
53	GOM_NL__2PRFIN20100928_062657_000000522093_00206_44849_2160.N1	28-SEP-2010 06:26:57	Bright	51.500	53	43Bet And	2.0480	3300.0	103	44849	No
54	GOM_NL__2PRFIN20100928_063127_000000392093_00206_44849_2161.N1	28-SEP-2010 06:31:27	Bright	39.000	74	11Bet Cas	2.2680	6600.0	78	44849	No
55	GOM_NL__2PRFIN20100928_063254_000000422093_00206_44849_2162.N1	28-SEP-2010 06:32:54	Bright	42.000	76	27Gam Cas	2.3000	30000.	84	44849	No
56	GOM_NL__2PRFIN20100928_065710_000000532093_00206_44849_2163.N1	28-SEP-2010 06:57:10	Bright	52.500	24	66Alp Gem	1.5800	10200.	105	44849	No
57	GOM_NL__2PRFIN20100928_070727_000000702093_00206_44849_2164.N1	28-SEP-2010 07:07:27	Dark	70.000	8	10Alp CMi	0.40000	6500.0	140	44849	No
58	GOM_NL__2PRFIN20100928_071438_000000462093_00206_44849_2165.N1	28-SEP-2010 07:14:38	Dark	45.500	132	15Rho Pup	2.8030	6900.0	91	44849	No
59	GOM_NL__2PRFIN20100928_071804_000000512093_00206_44849_2166.N1	28-SEP-2010 07:18:04	Dark	51.000	88	31Eta CMa	2.4480	20000.	102	44849	No
60	GOM_NL__2PRFIN20100928_071940_000000512093_00206_44849_2167.N1	28-SEP-2010 07:19:40	Dark	50.500	23	21Eps CMa	1.5020	26000.	101	44849	No
61	GOM_NL__2PRFIN20100928_072336_000000432093_00207_44850_2177.N1	28-SEP-2010 07:23:36	Dark	42.500	161	Tau Pup	2.9310	4500.0	85	44850	No
62	GOM_NL__2PRFIN20100928_072643_000000572093_00207_44850_2178.N1	28-SEP-2010 07:26:43	Dark	56.500	108	Alp Col	2.6520	15200.	113	44850	No
63	GOM_NL__2PRFIN20100928_073723_000000512093_00207_44850_2179.N1	28-SEP-2010 07:37:23	Straylight	50.500	157	The1Eri	2.9060	9300.0	101	44850	No
64	GOM_NL__2PRFIN20100928_074832_000000582093_00207_44850_2180.N1	28-SEP-2010 07:48:32	Straylight	57.500	52	16Bet Cet	2.0370	4500.0	115	44850	No
65	GOM_NL__2PRFIN20100928_075916_000000422093_00207_44850_2181.N1	28-SEP-2010 07:59:16	Bright	41.500	140	88Gam Peg	2.8340	26000.	83	44850	No
66	GOM_NL__2PRFIN20100928_080329_000000402093_00207_44850_2182.N1	28-SEP-2010 08:03:29	Bright	40.000	58	21Alp And	2.0730	11000.	80	44850	No
67	GOM_NL__2PRFIN20100928_080732_000000502093_00207_44850_2183.N1	28-SEP-2010 08:07:32	Bright	50.000	53	43Bet And	2.0480	3300.0	100	44850	No
68	GOM_NL__2PRFIN20100928_081203_000000402093_00207_44850_2184.N1	28-SEP-2010 08:12:03	Bright	39.500	74	11Bet Cas	2.2680	6600.0	79	44850	No
69	GOM_NL__2PRFIN20100928_081329_000000412093_00207_44850_2185.N1	28-SEP-2010 08:13:29	Bright	41.000	76	27Gam Cas	2.3000	30000.	82	44850	No
70	GOM_NL__2PRFIN20100928_083747_000000552093_00207_44850_2186.N1	28-SEP-2010 08:37:47	Bright	55.000	24	66Alp Gem	1.5800	10200.	110	44850	No
71	GOM_NL__2PRFIN20100928_084804_000000692093_00207_44850_2187.N1	28-SEP-2010 08:48:04	Dark	69.000	8	10Alp CMi	0.40000	6500.0	138	44850	No
72	GOM_NL__2PRFIN20100928_085514_000000432093_00207_44850_2188.N1	28-SEP-2010 08:55:14	Dark	42.500	132	15Rho Pup	2.8030	6900.0	85	44850	No
73	GOM_NL__2PRFIN20100928_085841_000000482093_00207_44850_2189.N1	28-SEP-2010 08:58:41	Dark	47.500	88	31Eta CMa	2.4480	20000.	95	44850	No
74	GOM_NL__2PRFIN20100928_090017_000000562093_00207_44850_2190.N1	28-SEP-2010 09:00:17	Dark	55.500	23	21Eps CMa	1.5020	26000.	111	44850	No
75	GOM_NL__2PRFIN20100928_090720_000000562093_00208_44851_2208.N1	28-SEP-2010 09:07:20	Dark	56.000	108	Alp Col	2.6520	15200.	112	44851	No
76	GOM_NL__2PRFIN20100928_091800_000000522093_00208_44851_2209.N1	28-SEP-2010 09:18:00	Straylight	52.000	157	The1Eri	2.9060	9300.0	104	44851	No
77	GOM_NL__2PRFIN20100928_092908_000000542093_00208_44851_2210.N1	28-SEP-2010 09:29:08	Straylight	53.500	52	16Bet Cet	2.0370	4500.0	107	44851	No
78	GOM_NL__2PRFIN20100928_093951_000000412093_00208_44851_2211.N1	28-SEP-2010 09:39:51	Bright	41.000	140	88Gam Peg	2.8340	26000.	82	44851	No
79	GOM_NL__2PRFIN20100928_094404_000000402093_00208_44851_2212.N1	28-SEP-2010 09:44:04	Bright	39.500	58	21Alp And	2.0730	11000.	79	44851	No
80	GOM_NL__2PRFIN20100928_094807_000000532093_00208_44851_2213.N1	28-SEP-2010 09:48:07	Bright	52.500	53	43Bet And	2.0480	3300.0	105	44851	No
81	GOM_NL__2PRFIN20100928_095239_000000402093_00208_44851_2214.N1	28-SEP-2010 09:52:39	Bright	40.000	74	11Bet Cas	2.2680	6600.0	80	44851	No
82	GOM_NL__2PRFIN20100928_095405_000000392093_00208_44851_2215.N1	28-SEP-2010 09:54:05	Bright	39.000	76	27Gam Cas	2.3000	30000.	78	44851	No
83	GOM_NL__2PRFIN20100928_101822_000000552093_00208_44851_2216.N1	28-SEP-2010 10:18:22	Bright	55.000	24	66Alp Gem	1.5800	10200.	110	44851	No
84	GOM_NL__2PRFIN20100928_102841_000000692093_00208_44851_2217.N1	28-SEP-2010 10:28:41	Dark	69.000	8	10Alp CMi	0.40000	6500.0	138	44851	No
85	GOM_NL__2PRFIN20100928_103551_000000442093_00208_44851_2218.N1	28-SEP-2010 10:35:51	Dark	44.000	132	15Rho Pup	2.8030	6900.0	88	44851	No
86	GOM_NL__2PRFIN20100928_103918_000000462093_00208_44851_2219.N1	28-SEP-2010 10:39:18	Dark	45.500	88	31Eta CMa	2.4480	20000.	91	44851	No
87	GOM_NL__2PRFIN20100928_104054_000000512093_00208_44851_2220.N1	28-SEP-2010 10:40:54	Dark	51.000	23	21Eps CMa	1.5020	26000.	102	44851	No
88	GOM_NL__2PRFIN20100928_104758_000000562093_00209_44852_2236.N1	28-SEP-2010 10:47:58	Dark	56.000	108	Alp Col	2.6520	15200.	112	44852	No
89	GOM_NL__2PRFIN20100928_105837_000000522093_00209_44852_2237.N1	28-SEP-2010 10:58:37	Straylight	52.000	157	The1Eri	2.9060	9300.0	104	44852	No
90	GOM_NL__2PRFIN20100928_110944_000000512093_00209_44852_2238.N1	28-SEP-2010 11:09:44	Straylight	50.500	52	16Bet Cet	2.0370	4500.0	101	44852	No
91	GOM_NL__2PRFIN20100928_112027_000000412093_00209_44852_2239.N1	28-SEP-2010 11:20:27	Bright	40.500	140	88Gam Peg	2.8340	26000.	81	44852	No
92	GOM_NL__2PRFIN20100928_112440_000000422093_00209_44852_2240.N1	28-SEP-2010 11:24:40	Bright	41.500	58	21Alp And	2.0730	11000.	83	44852	No
93	GOM_NL__2PRFIN20100928_112842_000000522093_00209_44852_2241.N1	28-SEP-2010 11:28:42	Bright	52.000	53	43Bet And	2.0480	3300.0	104	44852	No
94	GOM_NL__2PRFIN20100928_113314_000000412093_00209_44852_2242.N1	28-SEP-2010 11:33:14	Bright	41.000	74	11Bet Cas	2.2680	6600.0	82	44852	No
95	GOM_NL__2PRFIN20100928_113440_000000432093_00209_44852_2243.N1	28-SEP-2010 11:34:40	Bright	42.500	76	27Gam Cas	2.3000	30000.	85	44852	No
96	GOM_NL__2PRFIN20100928_115859_000000532093_00209_44852_2244.N1	28-SEP-2010 11:58:59	Bright	53.000	24	66Alp Gem	1.5800	10200.	106	44852	No
97	GOM_NL__2PRFIN20100928_120917_000000642093_00209_44852_2245.N1	28-SEP-2010 12:09:17	Dark	64.000	8	10Alp CMi	0.40000	6500.0	128	44852	No
98	GOM_NL__2PRFIN20100928_121628_000000432093_00209_44852_2246.N1	28-SEP-2010 12:16:28	Dark	43.000	132	15Rho Pup	2.8030	6900.0	86	44852	No
99	GOM_NL__2PRFIN20100928_121955_000000482093_00209_44852_2247.N1	28-SEP-2010 12:19:55	Dark	47.500	88	31Eta CMa	2.4480	20000.	95	44852	No
100	GOM_NL__2PRFIN20100928_122131_000000522093_00209_44852_2248.N1	28-SEP-2010 12:21:31	Dark	52.000	23	21Eps CMa	1.5020	26000.	104	44852	No
101	GOM_NL__2PRFIN20100928_122526_000000422093_00210_44853_2279.N1	28-SEP-2010 12:25:26	Dark	41.500	161	Tau Pup	2.9310	4500.0	83	44853	No

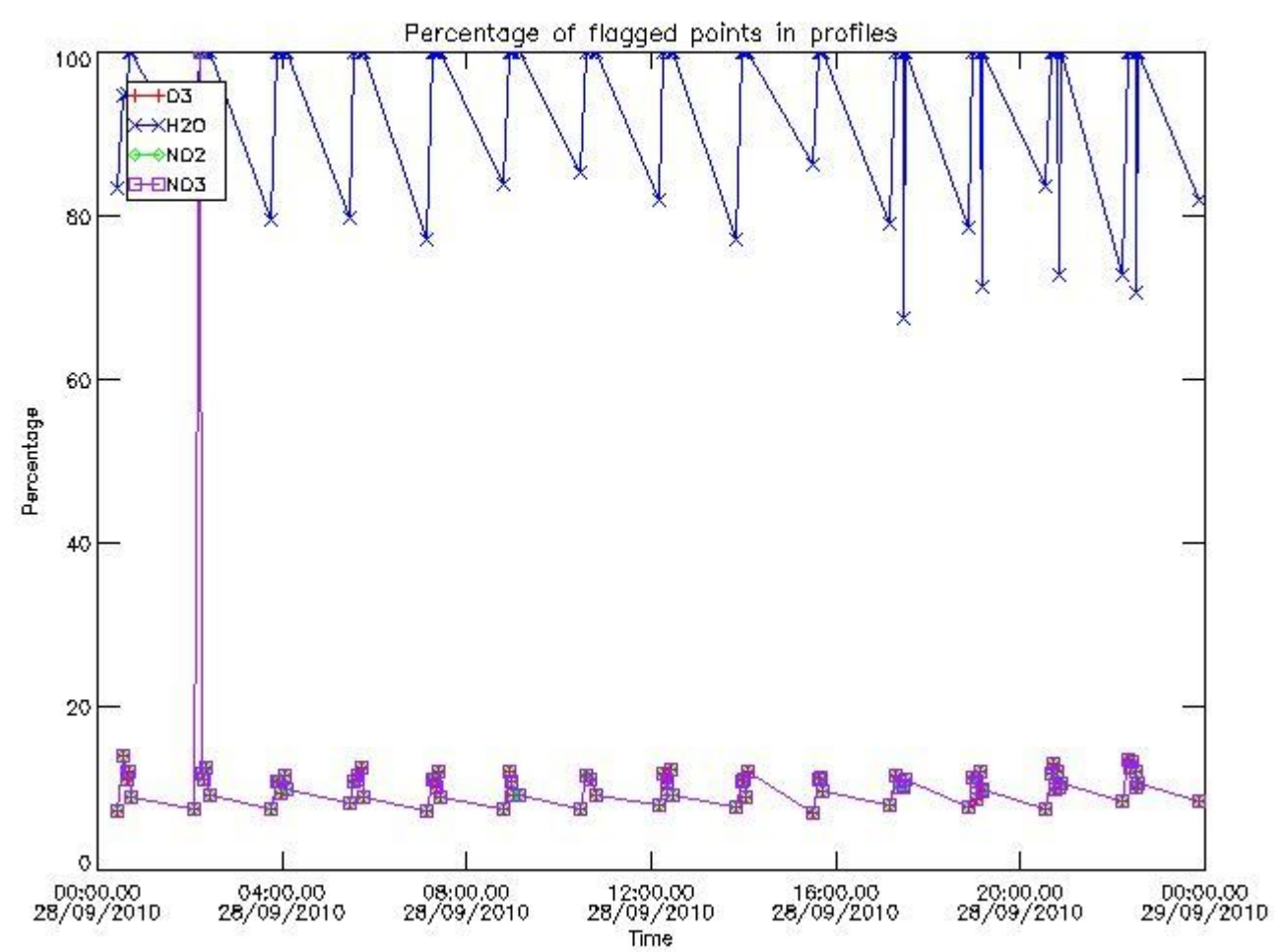
102	GOM_NL__2PRFIN20100928_122835_000000562093_00210_44853_2280.N1	28-SEP-2010 12:28:35	Dark	56.000	108	Alp Col	2.6520	15200.	112	44853	No
103	GOM_NL__2PRFIN20100928_123914_000000512093_00210_44853_2281.N1	28-SEP-2010 12:39:14	Straylight	50.500	157	The1Eri	2.9060	9300.0	101	44853	No
104	GOM_NL__2PRFIN20100928_125020_000000522093_00210_44853_2282.N1	28-SEP-2010 12:50:20	Straylight	51.500	52	16Bet Cet	2.0370	4500.0	103	44853	No
105	GOM_NL__2PRFIN20100928_130103_000000422093_00210_44853_2283.N1	28-SEP-2010 13:01:03	Bright	41.500	140	88Gam Peg	2.8340	26000.	83	44853	No
106	GOM_NL__2PRFIN20100928_130515_000000422093_00210_44853_2284.N1	28-SEP-2010 13:05:15	Bright	42.000	58	21Alp And	2.0730	11000.	84	44853	No
107	GOM_NL__2PRFIN20100928_130917_000000542093_00210_44853_2285.N1	28-SEP-2010 13:09:17	Bright	53.500	53	43Bet And	2.0480	3300.0	107	44853	No
108	GOM_NL__2PRFIN20100928_131350_000000402093_00210_44853_2286.N1	28-SEP-2010 13:13:50	Bright	39.500	74	11Bet Cas	2.2680	6600.0	79	44853	No
109	GOM_NL__2PRFIN20100928_131515_000000422093_00210_44853_2287.N1	28-SEP-2010 13:15:15	Bright	41.500	76	27Gam Cas	2.3000	30000.	83	44853	No
110	GOM_NL__2PRFIN20100928_133935_000000552093_00210_44853_2288.N1	28-SEP-2010 13:39:35	Bright	54.500	24	66Alp Gem	1.5800	10200.	109	44853	No
111	GOM_NL__2PRFIN20100928_134954_000000662093_00210_44853_2289.N1	28-SEP-2010 13:49:54	Dark	66.000	8	10Alp CMi	0.40000	6500.0	132	44853	No
112	GOM_NL__2PRFIN20100928_135704_000000472093_00210_44853_2290.N1	28-SEP-2010 13:57:04	Dark	47.000	132	15Rho Pup	2.8030	6900.0	94	44853	No
113	GOM_NL__2PRFIN20100928_140032_000000462093_00210_44853_2291.N1	28-SEP-2010 14:00:32	Dark	46.000	88	31Eta CMa	2.4480	20000.	92	44853	No
114	GOM_NL__2PRFIN20100928_140209_000000582093_00210_44853_2292.N1	28-SEP-2010 14:02:09	Dark	57.500	23	21Eps CMa	1.5020	26000.	115	44853	No
115	GOM_NL__2PRFIN20100928_140602_000000422093_00211_44854_2322.N1	28-SEP-2010 14:06:02	Dark	42.000	161	Tau Pup	2.9310	4500.0	84	44854	No
116	GOM_NL__2PRFIN20100928_141950_000000502093_00211_44854_2323.N1	28-SEP-2010 14:19:50	Straylight	50.000	157	The1Eri	2.9060	9300.0	100	44854	No
117	GOM_NL__2PRFIN20100928_143056_000000522093_00211_44854_2324.N1	28-SEP-2010 14:30:56	Straylight	51.500	52	16Bet Cet	2.0370	4500.0	103	44854	No
118	GOM_NL__2PRFIN20100928_144138_000000422093_00211_44854_2325.N1	28-SEP-2010 14:41:38	Bright	41.500	140	88Gam Peg	2.8340	26000.	83	44854	No
119	GOM_NL__2PRFIN20100928_144551_000000412093_00211_44854_2326.N1	28-SEP-2010 14:45:51	Bright	40.500	58	21Alp And	2.0730	11000.	81	44854	No
120	GOM_NL__2PRFIN20100928_144952_000000532093_00211_44854_2327.N1	28-SEP-2010 14:49:52	Bright	53.000	53	43Bet And	2.0480	3300.0	106	44854	No
121	GOM_NL__2PRFIN20100928_145425_000000372093_00211_44854_2328.N1	28-SEP-2010 14:54:25	Bright	36.500	74	11Bet Cas	2.2680	6600.0	73	44854	No
122	GOM_NL__2PRFIN20100928_145551_000000392093_00211_44854_2329.N1	28-SEP-2010 14:55:51	Bright	39.000	76	27Gam Cas	2.3000	30000.	78	44854	No
123	GOM_NL__2PRFIN20100928_152011_000000532093_00211_44854_2330.N1	28-SEP-2010 15:20:11	Bright	53.000	24	66Alp Gem	1.5800	10200.	106	44854	No
124	GOM_NL__2PRFIN20100928_153031_000000742093_00211_44854_2331.N1	28-SEP-2010 15:30:31	Dark	73.500	8	10Alp CMi	0.40000	6500.0	147	44854	No
125	GOM_NL__2PRFIN20100928_153741_000000462093_00211_44854_2332.N1	28-SEP-2010 15:37:41	Dark	45.500	132	15Rho Pup	2.8030	6900.0	91	44854	No
126	GOM_NL__2PRFIN20100928_154109_000000452093_00211_44854_2333.N1	28-SEP-2010 15:41:09	Dark	45.000	88	31Eta CMa	2.4480	20000.	90	44854	No
127	GOM_NL__2PRFIN20100928_154246_000000592093_00211_44854_2334.N1	28-SEP-2010 15:42:46	Dark	58.500	23	21Eps CMa	1.5020	26000.	117	44854	No
128	GOM_NL__2PRFIN20100928_160027_000000502093_00212_44855_2360.N1	28-SEP-2010 16:00:27	Straylight	49.500	157	The1Eri	2.9060	9300.0	99	44855	No
129	GOM_NL__2PRFIN20100928_161132_000000512093_00212_44855_2361.N1	28-SEP-2010 16:11:32	Straylight	51.000	52	16Bet Cet	2.0370	4500.0	102	44855	No
130	GOM_NL__2PRFIN20100928_162214_000000422093_00212_44855_2362.N1	28-SEP-2010 16:22:14	Bright	41.500	140	88Gam Peg	2.8340	26000.	83	44855	No
131	GOM_NL__2PRFIN20100928_162626_000000412093_00212_44855_2363.N1	28-SEP-2010 16:26:26	Bright	40.500	58	21Alp And	2.0730	11000.	81	44855	No
132	GOM_NL__2PRFIN20100928_163028_000000522093_00212_44855_2364.N1	28-SEP-2010 16:30:28	Bright	52.000	53	43Bet And	2.0480	3300.0	104	44855	No
133	GOM_NL__2PRFIN20100928_163501_000000402093_00212_44855_2365.N1	28-SEP-2010 16:35:01	Bright	39.500	74	11Bet Cas	2.2680	6600.0	79	44855	No
134	GOM_NL__2PRFIN20100928_163626_000000382093_00212_44855_2366.N1	28-SEP-2010 16:36:26	Bright	38.000	76	27Gam Cas	2.3000	30000.	76	44855	No
135	GOM_NL__2PRFIN20100928_170047_000000542093_00212_44855_2367.N1	28-SEP-2010 17:00:47	Bright	53.500	24	66Alp Gem	1.5800	10200.	107	44855	No
136	GOM_NL__2PRFIN20100928_171108_000000652093_00212_44855_2368.N1	28-SEP-2010 17:11:08	Dark	65.000	8	10Alp CMi	0.40000	6500.0	130	44855	No
137	GOM_NL__2PRFIN20100928_171818_000000442093_00212_44855_2369.N1	28-SEP-2010 17:18:18	Dark	44.000	132	15Rho Pup	2.8030	6900.0	88	44855	No
138	GOM_NL__2PRFIN20100928_172146_000000482093_00212_44855_2370.N1	28-SEP-2010 17:21:46	Dark	47.500	88	31Eta CMa	2.4480	20000.	95	44855	No
139	GOM_NL__2PRFIN20100928_172323_000000512093_00212_44855_2371.N1	28-SEP-2010 17:23:23	Dark	50.500	23	21Eps CMa	1.5020	26000.	101	44855	No
140	GOM_NL__2PRFIN20100928_172716_000000502093_00213_44856_2407.N1	28-SEP-2010 17:27:16	Dark	50.000	161	Tau Pup	2.9310	4500.0	100	44856	No
141	GOM_NL__2PRFIN20100928_172840_000000502093_00213_44856_2408.N1	28-SEP-2010 17:28:40	Dark	49.500	2	Alp Car	-0.73600	7000.0	99	44856	No
142	GOM_NL__2PRFIN20100928_173027_000000512093_00213_44856_2409.N1	28-SEP-2010 17:30:27	Dark	51.000	108	Alp Col	2.6520	15200.	102	44856	No
143	GOM_NL__2PRFIN20100928_174103_000000492093_00213_44856_2410.N1	28-SEP-2010 17:41:03	Straylight	48.500	157	The1Eri	2.9060	9300.0	97	44856	No
144	GOM_NL__2PRFIN20100928_175208_000000532093_00213_44856_2411.N1	28-SEP-2010 17:52:08	Straylight	53.000	52	16Bet Cet	2.0370	4500.0	106	44856	No
145	GOM_NL__2PRFIN20100928_180250_000000402093_00213_44856_2412.N1	28-SEP-2010 18:02:50	Bright	40.000	140	88Gam Peg	2.8340	26000.	80	44856	No
146	GOM_NL__2PRFIN20100928_180702_000000412093_00213_44856_2413.N1	28-SEP-2010 18:07:02	Bright	40.500	58	21Alp And	2.0730	11000.	81	44856	No
147	GOM_NL__2PRFIN20100928_181103_000000492093_00213_44856_2414.N1	28-SEP-2010 18:11:03	Bright	48.500	53	43Bet And	2.0480	3300.0	97	44856	No
148	GOM_NL__2PRFIN20100928_181537_000000402093_00213_44856_2415.N1	28-SEP-2010 18:15:37	Bright	40.000	74	11Bet Cas	2.2680	6600.0	80	44856	No
149	GOM_NL__2PRFIN20100928_181702_000000412093_00213_44856_2416.N1	28-SEP-2010 18:17:02	Bright	41.000	76	27Gam Cas	2.3000	30000.	82	44856	No
150	GOM_NL__2PRFIN20100928_184123_000000482093_00213_44856_2417.N1	28-SEP-2010 18:41:23	Bright	48.000	24	66Alp Gem	1.5800	10200.	96	44856	No
151	GOM_NL__2PRFIN20100928_185145_000000662093_00213_44856_2418.N1	28-SEP-2010 18:51:45	Dark	65.500	8	10Alp CMi	0.40000	6500.0	131	44856	No
152	GOM_NL__2PRFIN20100928_185854_000000452093_00213_44856_2419.N1	28-SEP-2010 18:58:54	Dark	45.000	132	15Rho Pup	2.8030	6900.0	90	44856	No
153	GOM_NL__2PRFIN20100928_190223_000000472093_00213_44856_2420.N1	28-SEP-2010 19:02:23	Dark	47.000	88	31Eta CMa	2.4480	20000.	94	44856	No
154	GOM_NL__2PRFIN20100928_190400_000000592093_00213_44856_2421.N1	28-SEP-2010 19:04:00	Dark	58.500	23	21Eps CMa	1.5020	26000.	117	44856	No
155	GOM_NL__2PRFIN20100928_190752_000000422093_00214_44857_2430.N1	28-SEP-2010 19:07:52	Dark	42.000	161	Tau Pup	2.9310	4500.0	84	44857	No
156	GOM_NL__2PRFIN20100928_190916_000000582093_00214_44857_2431.N1	28-SEP-2010 19:09:16	Dark	58.000	2	Alp Car	-0.73600	7000.0	116	44857	No
157	GOM_NL__2PRFIN20100928_191105_000000512093_00214_44857_2432.N1	28-SEP-2010 19:11:05	Dark	51.000	108	Alp Col	2.6520	15200.	102	44857	No
158	GOM_NL__2PRFIN20100928_192140_000000502093_00214_44857_2433.N1	28-SEP-2010 19:21:40	Straylight	50.000	157	The1Eri	2.9060	9300.0	100	44857	No
159	GOM_NL__2PRFIN20100928_193244_000000512093_00214_44857_2434.N1	28-SEP-2010 19:32:44	Straylight	51.000	52	16Bet Cet	2.0370	4500.0	102	44857	No
160	GOM_NL__2PRFIN20100928_194325_000000412093_00214_44857_2435.N1	28-SEP-2010 19:43:25	Bright	41.000	140	88Gam Peg	2.8340	26000.	82	44857	No

161	GOM_NL__2PRFIN20100928_194738_000000432093_00214_44857_2436.N1	28-SEP-2010 19:47:38	Bright	42.500	58	21Alp And	2.0730	11000.	85	44857	No
162	GOM_NL__2PRFIN20100928_195138_000000522093_00214_44857_2437.N1	28-SEP-2010 19:51:38	Bright	51.500	53	43Bet And	2.0480	3300.0	103	44857	No
163	GOM_NL__2PRFIN20100928_195612_000000402093_00214_44857_2438.N1	28-SEP-2010 19:56:12	Bright	40.000	74	11Bet Cas	2.2680	6600.0	80	44857	No
164	GOM_NL__2PRFIN20100928_195738_000000412093_00214_44857_2439.N1	28-SEP-2010 19:57:38	Bright	41.000	76	27Gam Cas	2.3000	30000.	82	44857	No
165	GOM_NL__2PRFIN20100928_202159_000000482093_00214_44857_2440.N1	28-SEP-2010 20:21:59	Bright	48.000	24	66Alp Gem	1.5800	10200.	96	44857	No
166	GOM_NL__2PRFIN20100928_203222_000000682093_00214_44857_2441.N1	28-SEP-2010 20:32:22	Dark	68.000	8	10Alp CMi	0.40000	6500.0	136	44857	No
167	GOM_NL__2PRFIN20100928_203931_000000432093_00214_44857_2442.N1	28-SEP-2010 20:39:31	Dark	43.000	132	15Rho Pup	2.8030	6900.0	86	44857	No
168	GOM_NL__2PRFIN20100928_204259_000000472093_00214_44857_2443.N1	28-SEP-2010 20:42:59	Dark	46.500	88	31Eta CMa	2.4480	20000.	93	44857	No
169	GOM_NL__2PRFIN20100928_204437_000000512093_00214_44857_2444.N1	28-SEP-2010 20:44:37	Dark	51.000	23	21Eps CMa	1.5020	26000.	102	44857	No
170	GOM_NL__2PRFIN20100928_204829_000000422093_00215_44858_2456.N1	28-SEP-2010 20:48:29	Dark	42.000	161	Tau Pup	2.9310	4500.0	84	44858	No
171	GOM_NL__2PRFIN20100928_204953_000000562093_00215_44858_2457.N1	28-SEP-2010 20:49:53	Dark	55.500	2	Alp Car	-0.73600	7000.0	111	44858	No
172	GOM_NL__2PRFIN20100928_205142_000000482093_00215_44858_2458.N1	28-SEP-2010 20:51:42	Dark	48.000	108	Alp Col	2.6520	15200.	96	44858	No
173	GOM_NL__2PRFIN20100928_210217_000000522093_00215_44858_2459.N1	28-SEP-2010 21:02:17	Straylight	51.500	157	The1Eri	2.9060	9300.0	103	44858	No
174	GOM_NL__2PRFIN20100928_211320_000000472093_00215_44858_2460.N1	28-SEP-2010 21:13:20	Straylight	47.000	52	16Bet Cet	2.0370	4500.0	94	44858	No
175	GOM_NL__2PRFIN20100928_212401_000000412093_00215_44858_2461.N1	28-SEP-2010 21:24:01	Bright	40.500	140	88Gam Peg	2.8340	26000.	81	44858	No
176	GOM_NL__2PRFIN20100928_212813_000000422093_00215_44858_2462.N1	28-SEP-2010 21:28:13	Bright	42.000	58	21Alp And	2.0730	11000.	84	44858	No
177	GOM_NL__2PRFIN20100928_213213_000000482093_00215_44858_2463.N1	28-SEP-2010 21:32:13	Bright	48.000	53	43Bet And	2.0480	3300.0	96	44858	No
178	GOM_NL__2PRFIN20100928_213648_000000412093_00215_44858_2464.N1	28-SEP-2010 21:36:48	Bright	40.500	74	11Bet Cas	2.2680	6600.0	81	44858	No
179	GOM_NL__2PRFIN20100928_213813_000000412093_00215_44858_2465.N1	28-SEP-2010 21:38:13	Bright	41.000	76	27Gam Cas	2.3000	30000.	82	44858	No
180	GOM_NL__2PRFIN20100928_220235_000000402093_00215_44858_2466.N1	28-SEP-2010 22:02:35	Bright	40.000	24	66Alp Gem	1.5800	10200.	80	44858	No
181	GOM_NL__2PRFIN20100928_221258_000000612093_00215_44858_2467.N1	28-SEP-2010 22:12:58	Dark	60.500	8	10Alp CMi	0.40000	6500.0	121	44858	No
182	GOM_NL__2PRFIN20100928_222007_000000422093_00215_44858_2468.N1	28-SEP-2010 22:20:07	Dark	41.500	132	15Rho Pup	2.8030	6900.0	83	44858	No
183	GOM_NL__2PRFIN20100928_222337_000000492093_00215_44858_2469.N1	28-SEP-2010 22:23:37	Dark	48.500	88	31Eta CMa	2.4480	20000.	97	44858	No
184	GOM_NL__2PRFIN20100928_222514_000000542093_00215_44858_2470.N1	28-SEP-2010 22:25:14	Dark	53.500	23	21Eps CMa	1.5020	26000.	107	44858	No
185	GOM_NL__2PRFIN20100928_222906_000000422093_00216_44859_2484.N1	28-SEP-2010 22:29:06	Dark	42.000	161	Tau Pup	2.9310	4500.0	84	44859	No
186	GOM_NL__2PRFIN20100928_223030_000000552093_00216_44859_2485.N1	28-SEP-2010 22:30:30	Dark	55.000	2	Alp Car	-0.73600	7000.0	110	44859	No
187	GOM_NL__2PRFIN20100928_223219_000000482093_00216_44859_2486.N1	28-SEP-2010 22:32:19	Dark	48.000	108	Alp Col	2.6520	15200.	96	44859	No
188	GOM_NL__2PRFIN20100928_224254_000000502093_00216_44859_2487.N1	28-SEP-2010 22:42:54	Straylight	50.000	157	The1Eri	2.9060	9300.0	100	44859	No
189	GOM_NL__2PRFIN20100928_225356_000000502093_00216_44859_2488.N1	28-SEP-2010 22:53:56	Straylight	49.500	52	16Bet Cet	2.0370	4500.0	99	44859	No
190	GOM_NL__2PRFIN20100928_230437_000000412093_00216_44859_2489.N1	28-SEP-2010 23:04:37	Bright	41.000	140	88Gam Peg	2.8340	26000.	82	44859	No
191	GOM_NL__2PRFIN20100928_230849_000000412093_00216_44859_2490.N1	28-SEP-2010 23:08:49	Bright	40.500	58	21Alp And	2.0730	11000.	81	44859	No
192	GOM_NL__2PRFIN20100928_231248_000000472093_00216_44859_2491.N1	28-SEP-2010 23:12:48	Bright	47.000	53	43Bet And	2.0480	3300.0	94	44859	No
193	GOM_NL__2PRFIN20100928_231724_000000402093_00216_44859_2492.N1	28-SEP-2010 23:17:24	Bright	39.500	74	11Bet Cas	2.2680	6600.0	79	44859	No
194	GOM_NL__2PRFIN20100928_231849_000000412093_00216_44859_2493.N1	28-SEP-2010 23:18:49	Bright	41.000	76	27Gam Cas	2.3000	30000.	82	44859	No
195	GOM_NL__2PRFIN20100928_234311_000000402093_00216_44859_2494.N1	28-SEP-2010 23:43:11	Bright	40.000	24	66Alp Gem	1.5800	10200.	80	44859	No
196	GOM_NL__2PRFIN20100928_235335_000000612093_00216_44859_2495.N1	28-SEP-2010 23:53:35	Dark	60.500	8	10Alp CMi	0.40000	6500.0	121	44859	No

### 3. Quality information per product

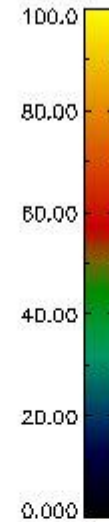
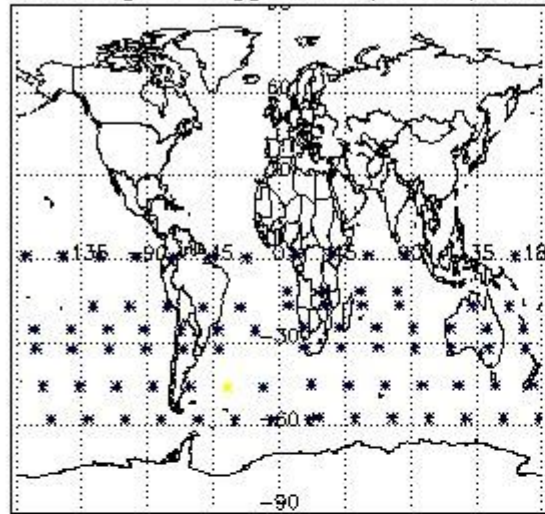
In this section it is plotted some information contained in the Quality Summary data set of the level 2 products. Only products in dark limb conditions and without errors (error flag in the MPH set to "0") are used.

#### 3.1 Plot quality information per product (time dependant)

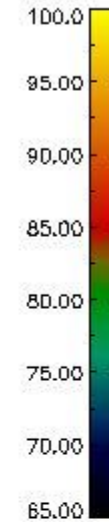
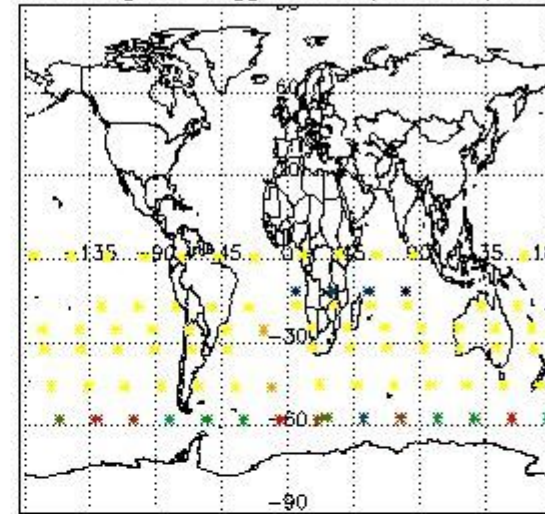


3.2 Plot quality information per product (world map)


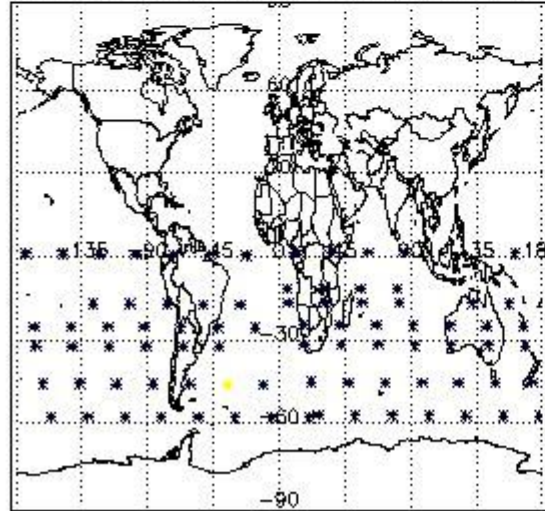
Percentage of flagged data per O3 profile



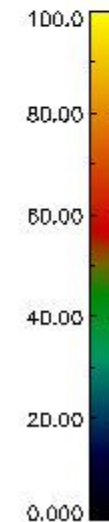
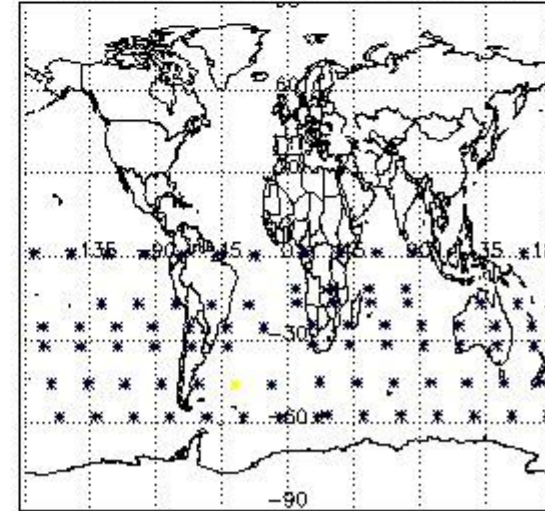
Percentage of flagged data per H2O profile



Percentage of flagged data per NO2 profile



Percentage of flagged data per NO3 profile



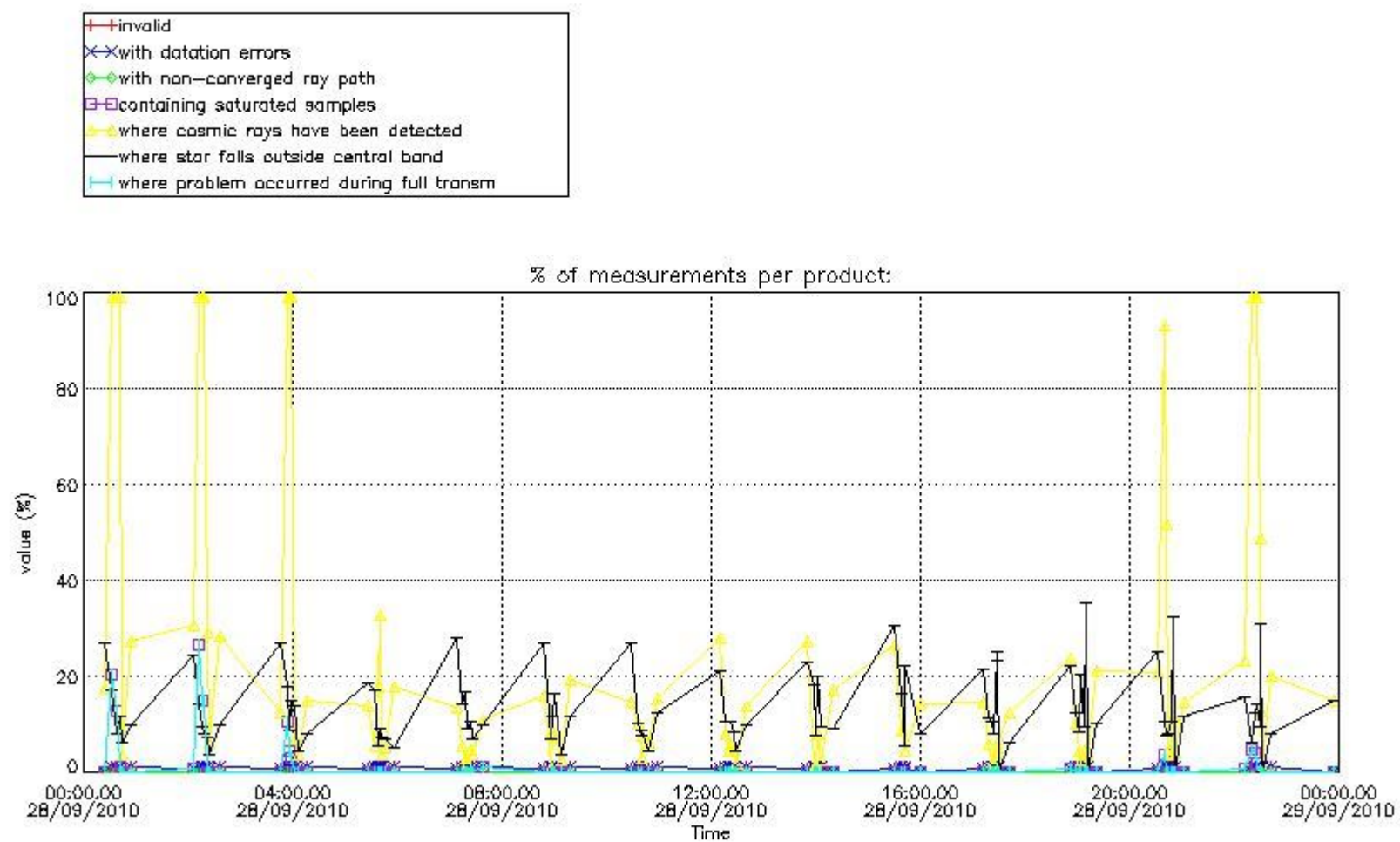
#### 4. Level 1 quality information per product

In this section it is plotted some information contained in the Quality Summary data set of the level 2 products that comes from the level 1b processing. Products without errors (error flag in the MPH set to "0") are used.

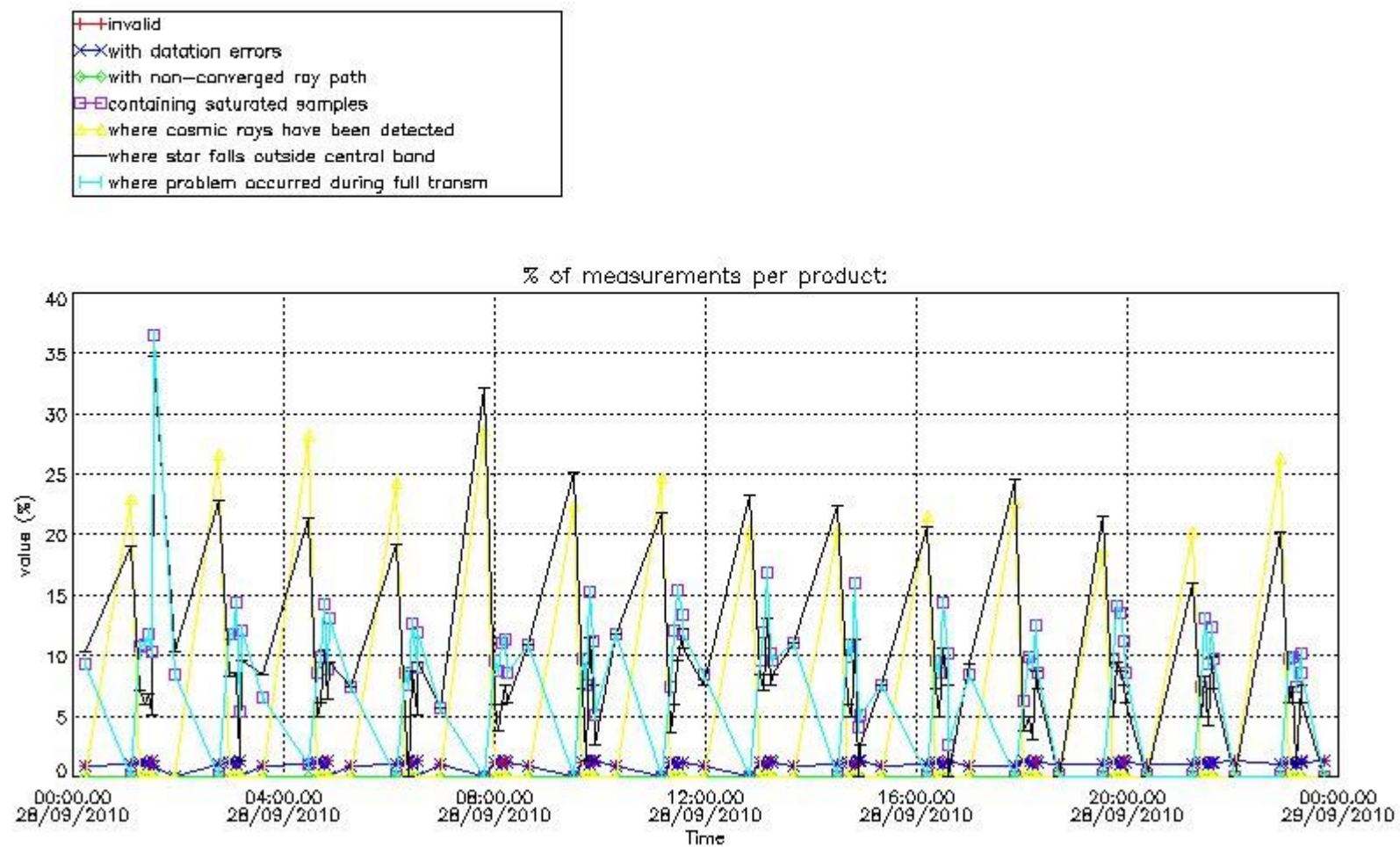
##### 4.1 Plot quality information per product (time dependant) coming from level 1b processing

##### 4.1.1 Plot level 1 quality information per product (time dependant): ENVISAT ASCENDING passes





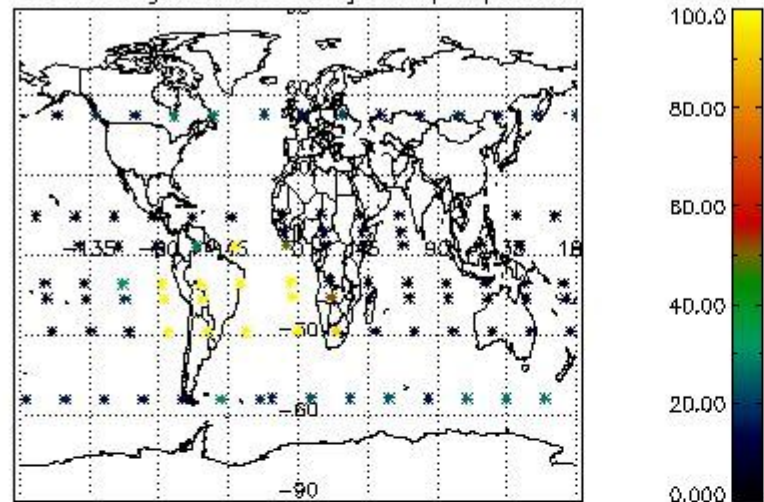
4.1.2 Plot level 1 quality information per product (time dependant): ENVI SAT DESCENDING passes



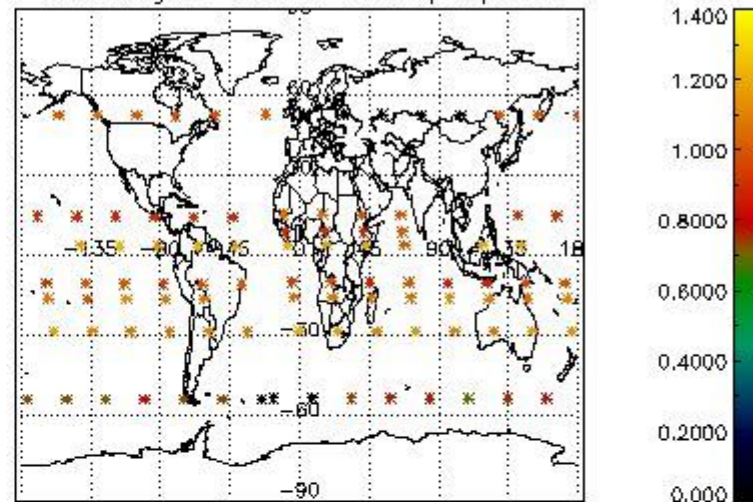
4.2 Plot quality information per product coming from level 1b processing (world map)

4.2.1 Plot level 1 quality information per product (world map): ENVISAT ASCENDING passes

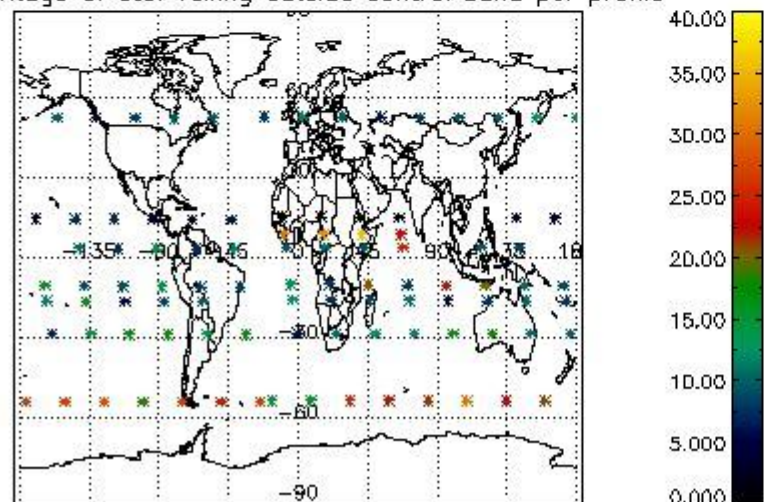
Percentage of cosmic ray hits per profile



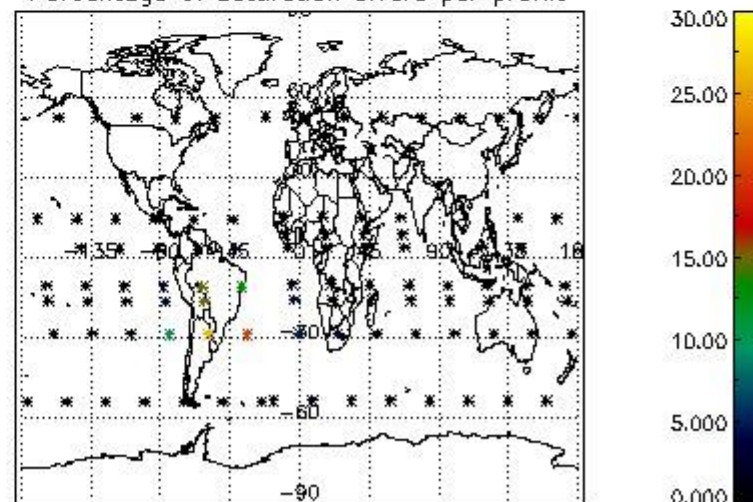
Percentage of datation errors per profile



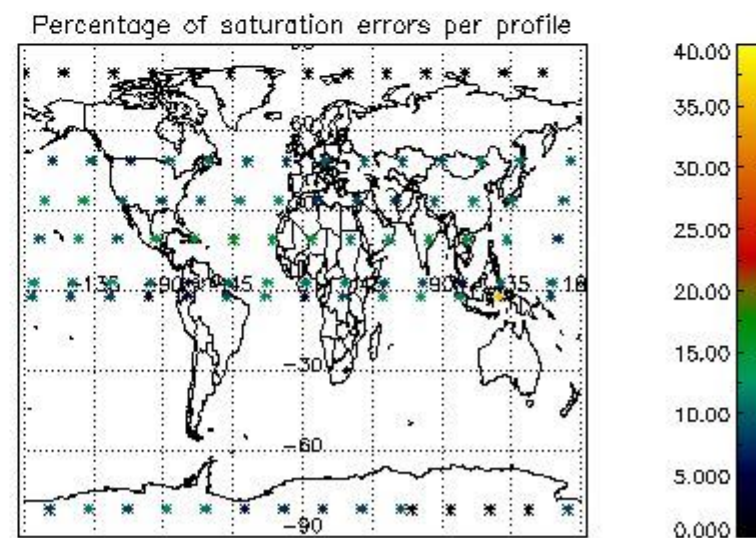
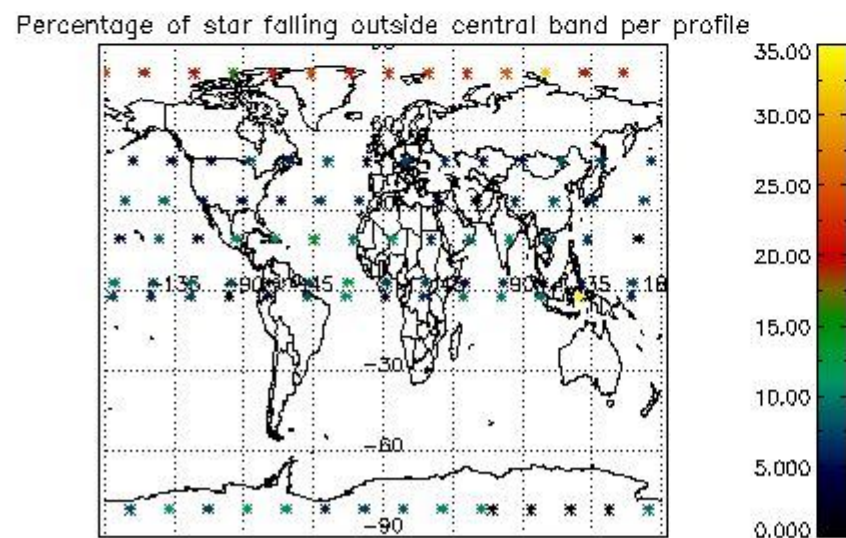
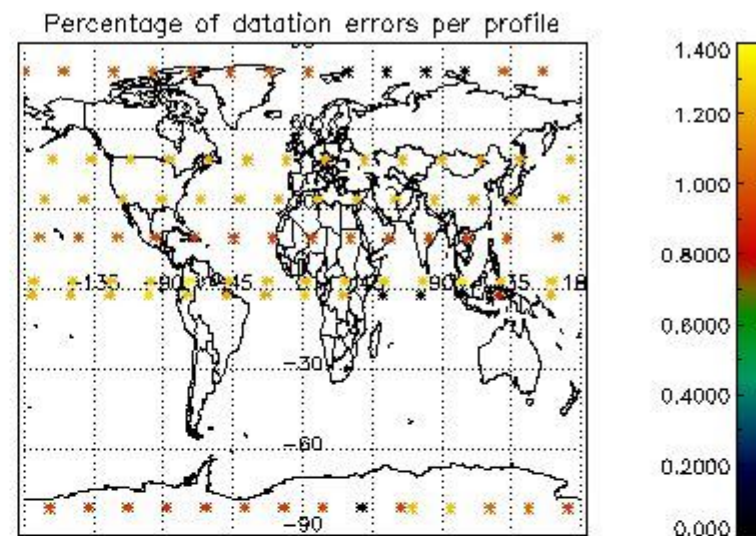
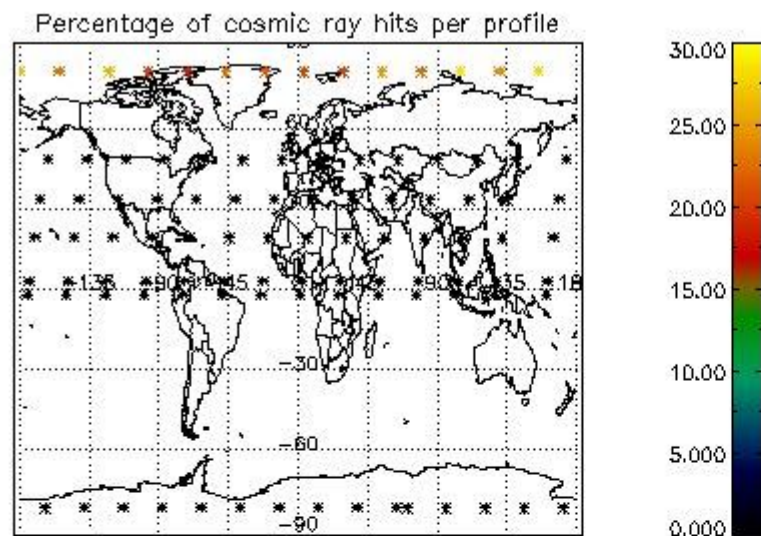
Percentage of star falling outside central band per profile



Percentage of saturation errors per profile



4.2.2 Plot level 1 quality information per product (world map): ENVISAT DESCENDING passes



## 5. Trace gas profiles

### 5.1 Ozone statistics based on quality of products

The final quality of the products can be "measured" using the STD (Standard Deviation) attached to every point profile. This information is written to the parameter GOM\_NL\_\_2P/NL\_LOCAL\_SPECIES\_DENSITY/o3\_std of the level 2 products. The table below shows the statistics for given STD ranges.

The statistics are given with respect to the overall valid production:

- Products without fatal errors: GOM\_NL\_\_2P/MPH/PRODUCT\_ERR=0
- Valid point profile: GOM\_NL\_\_2P/NL\_LOCAL\_SPECIES\_DENSITY/pcd(0)=0

The 'Criteria' is applied to valid points of dark limb products:

- Products in dark limb illumination condition: GOM\_NL\_\_2P/NL\_SUMMARY\_QUALITY/obs\_ill\_cond=0
- Products without fatal errors: GOM\_NL\_\_2P/MPH/PRODUCT\_ERR=0
- Valid point profile: GOM\_NL\_\_2P/NL\_LOCAL\_SPECIES\_DENSITY/pcd(0)=0

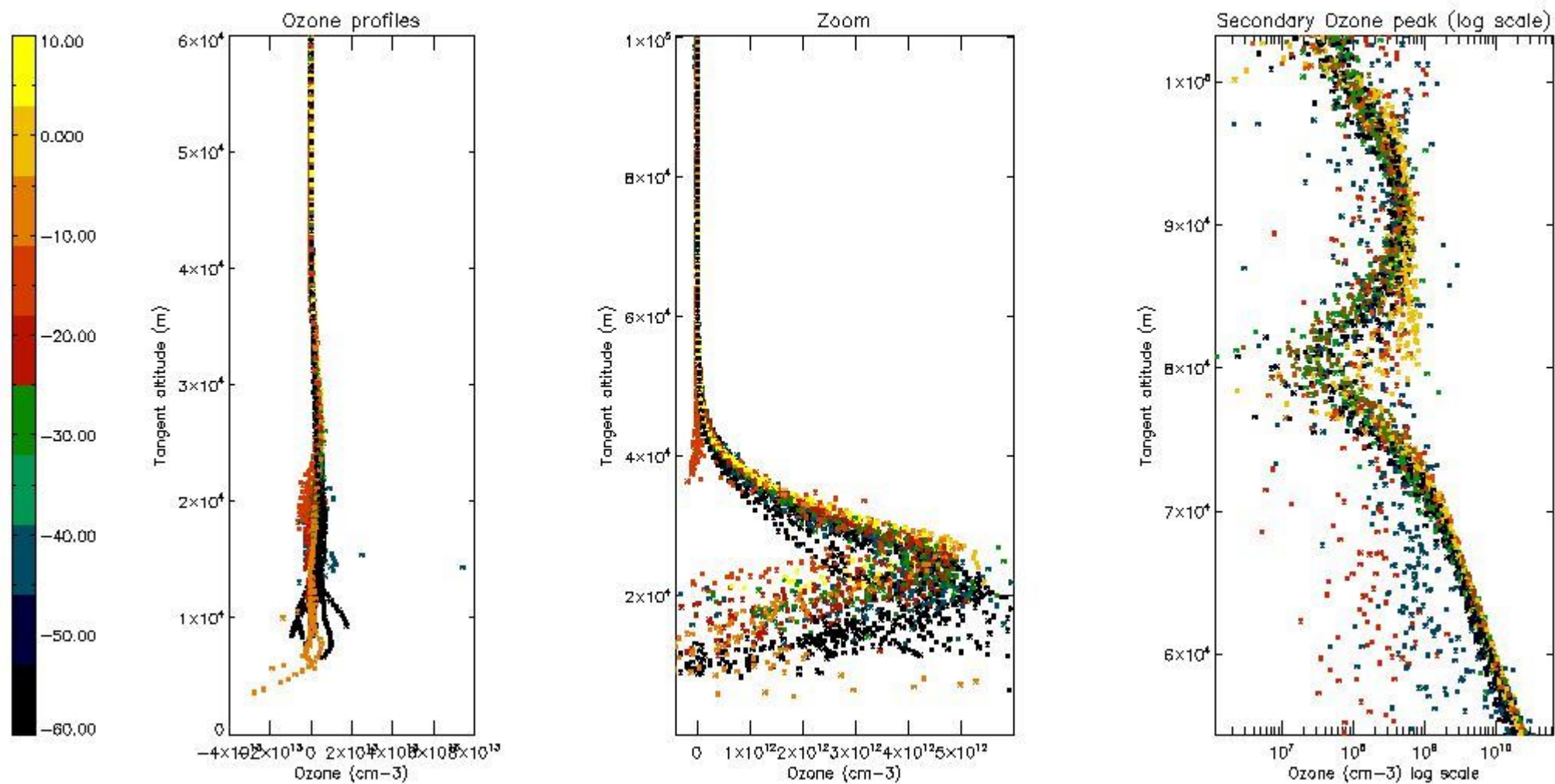
So, the table below shows the percentage of dark limb and valid observations for each criteria with respect to the overall valid daily observations.

Criteria	% of total production
All STD	46
STD < 20	26

STD < 10	19
STD < 5	15

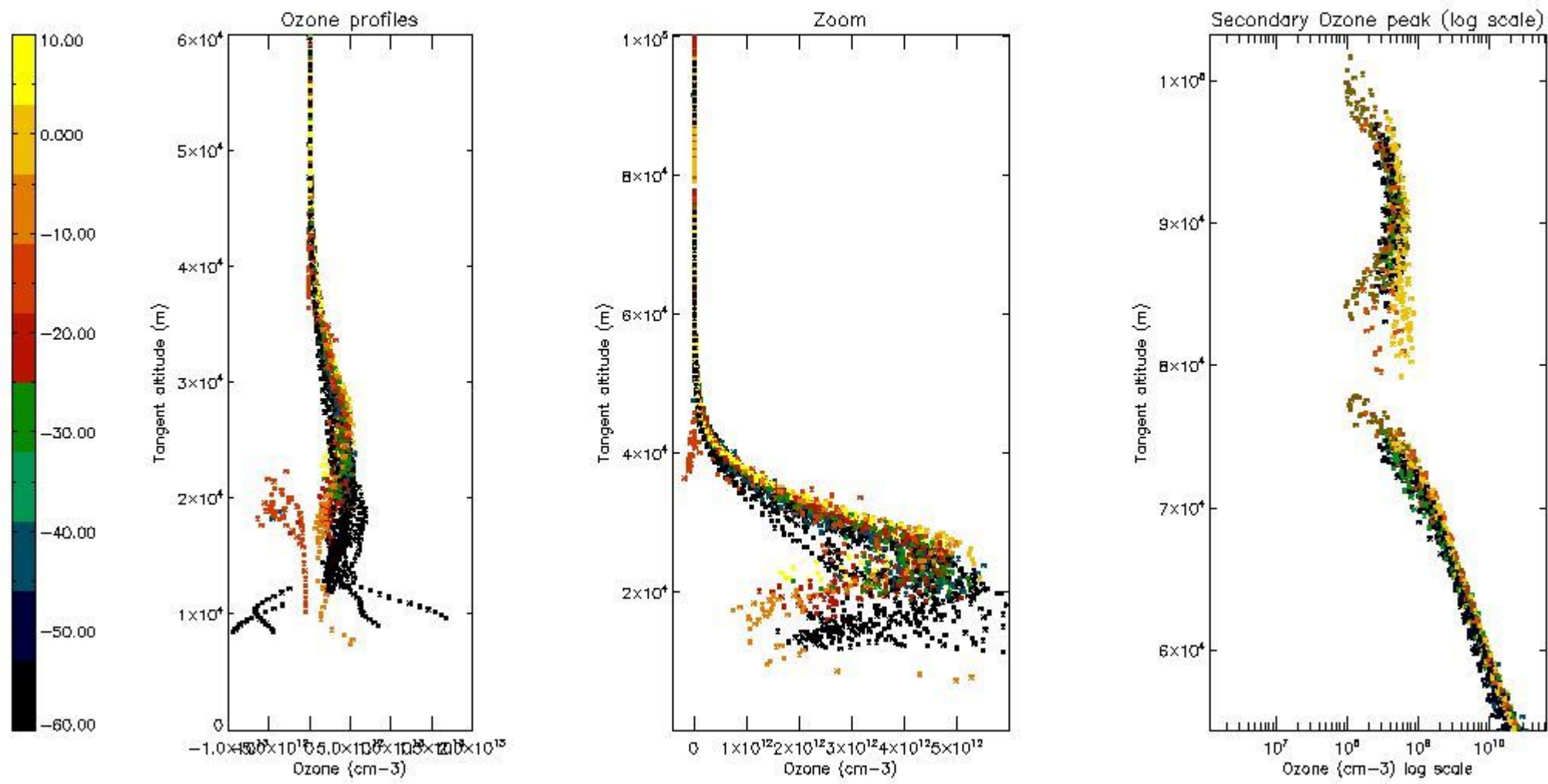
5.2 Plot ozone profiles for all STD (dark without errors)

The colorbar represents the latitude.



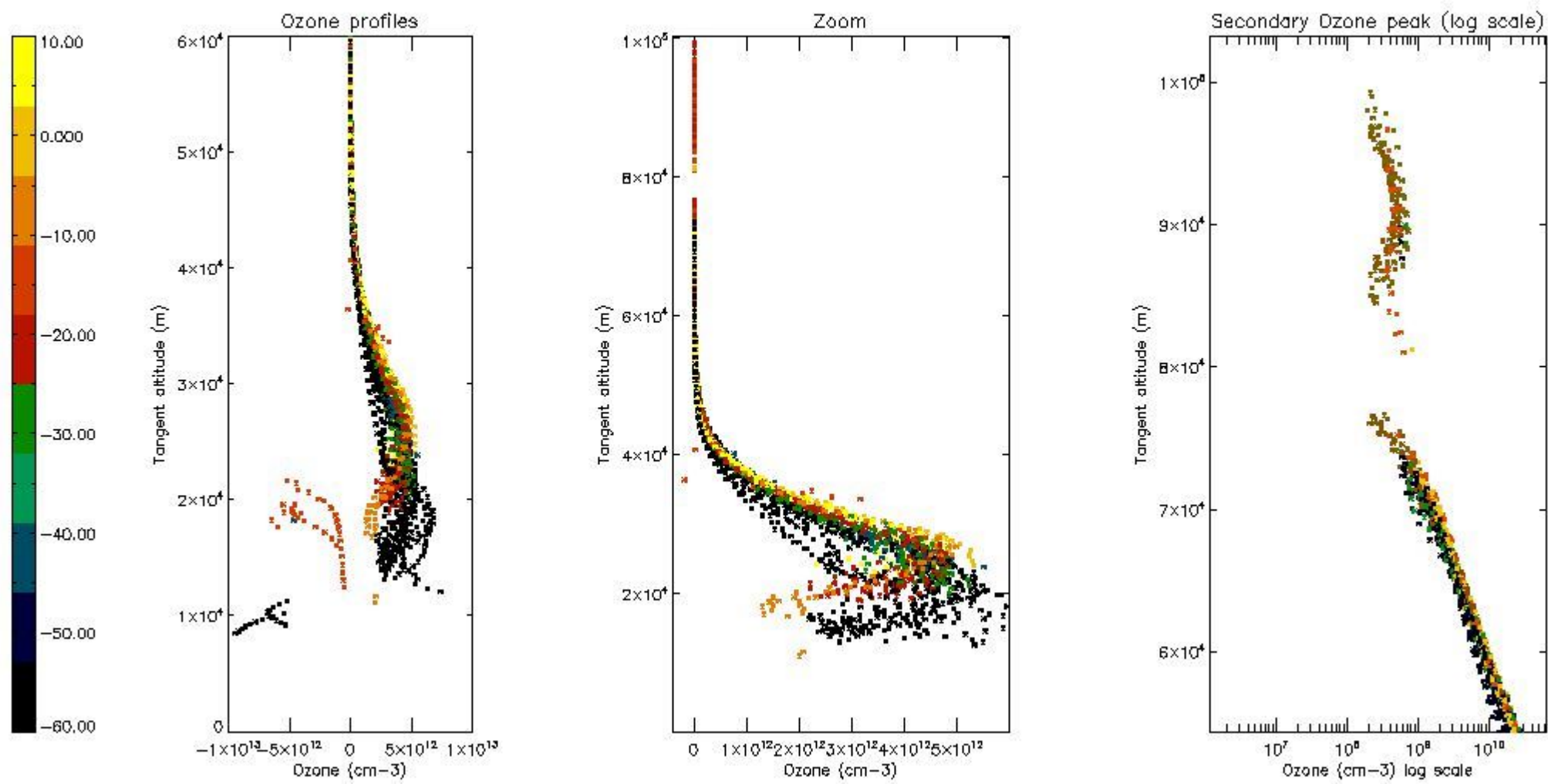
5.3 Plot ozone profiles where STD < 20% (dark without errors)

The colorbar represents the latitude.



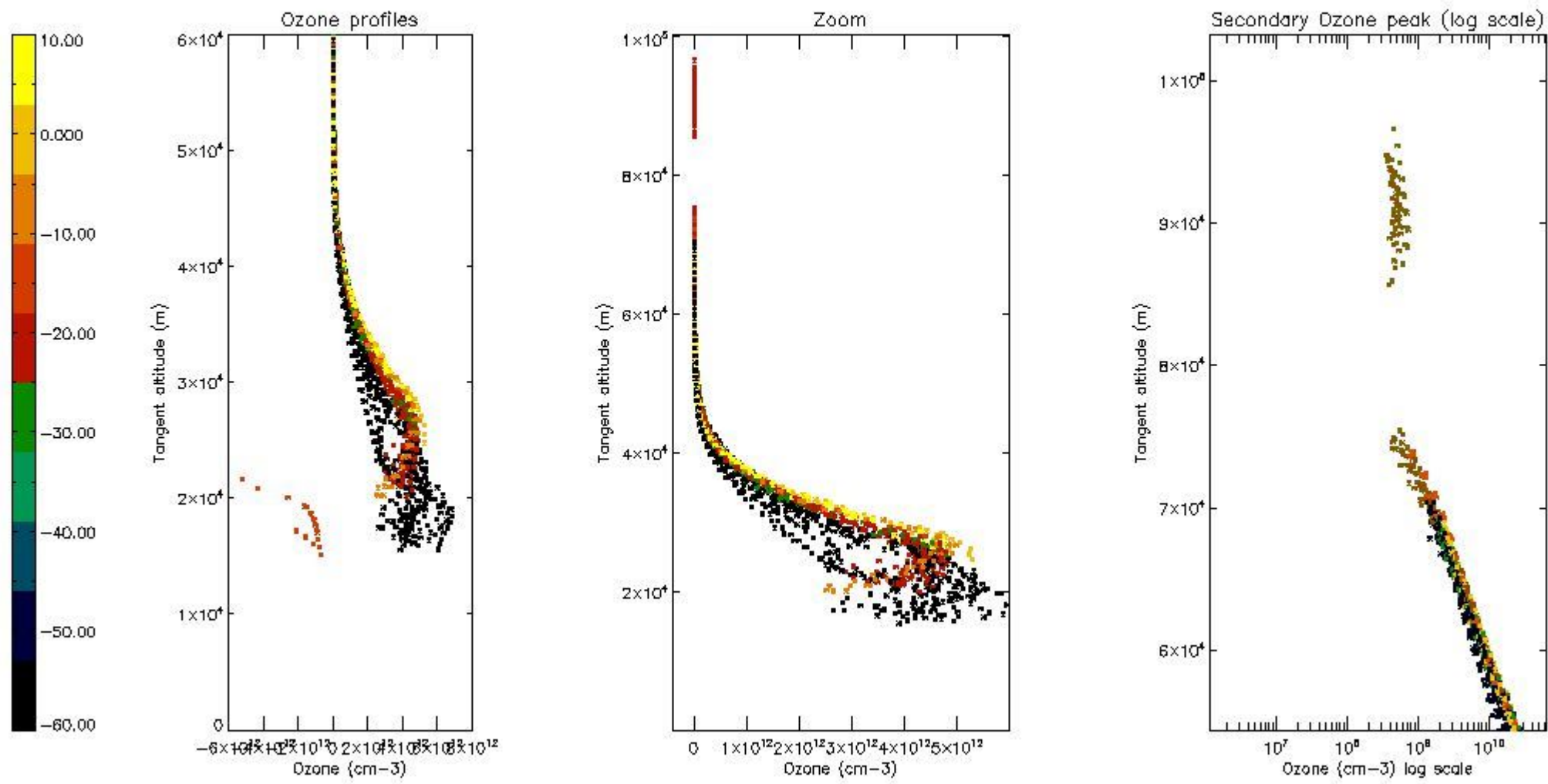
*5.4 Plot ozone profiles where STD < 10% (dark without errors)*

The colorbar represents the latitude.



*5.5 Plot ozone profiles where STD < 5% (dark without errors)*

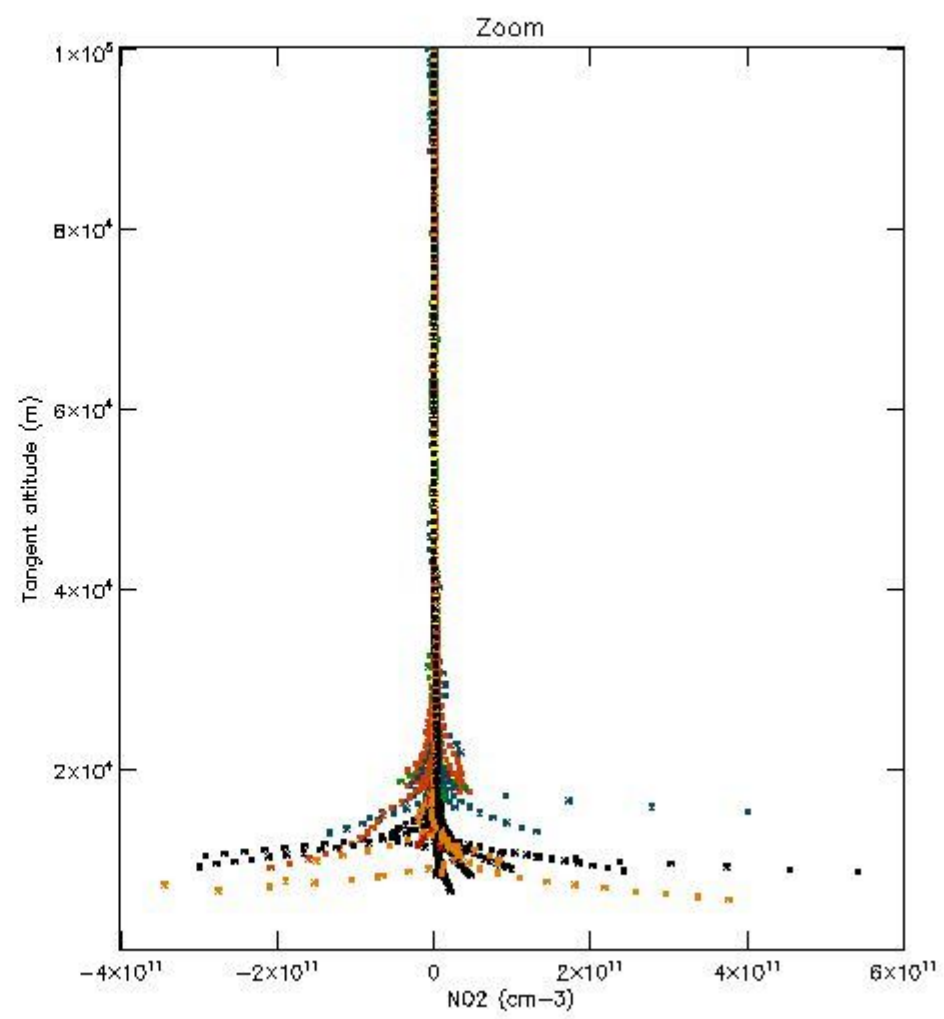
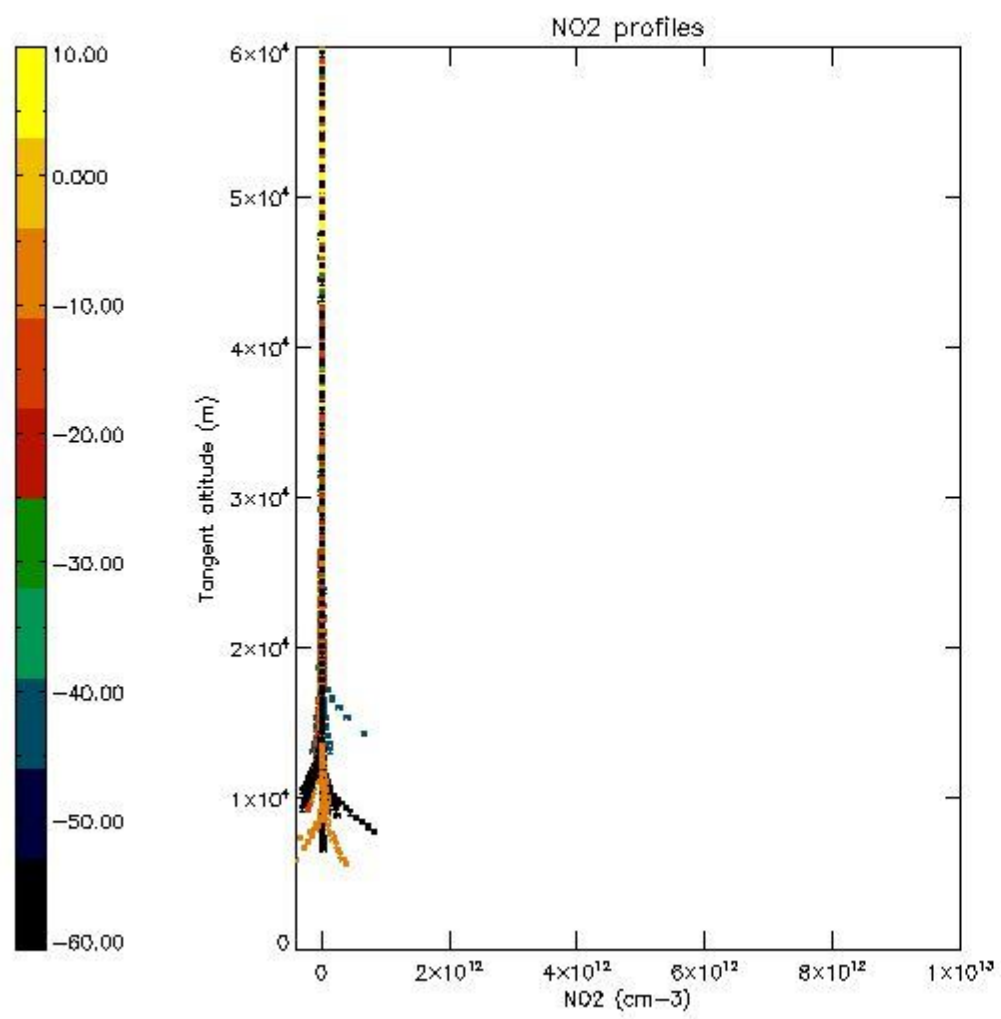
The colorbar represents the latitude.



*5.6 Plot NO<sub>2</sub> profiles for all STD (dark without errors)*

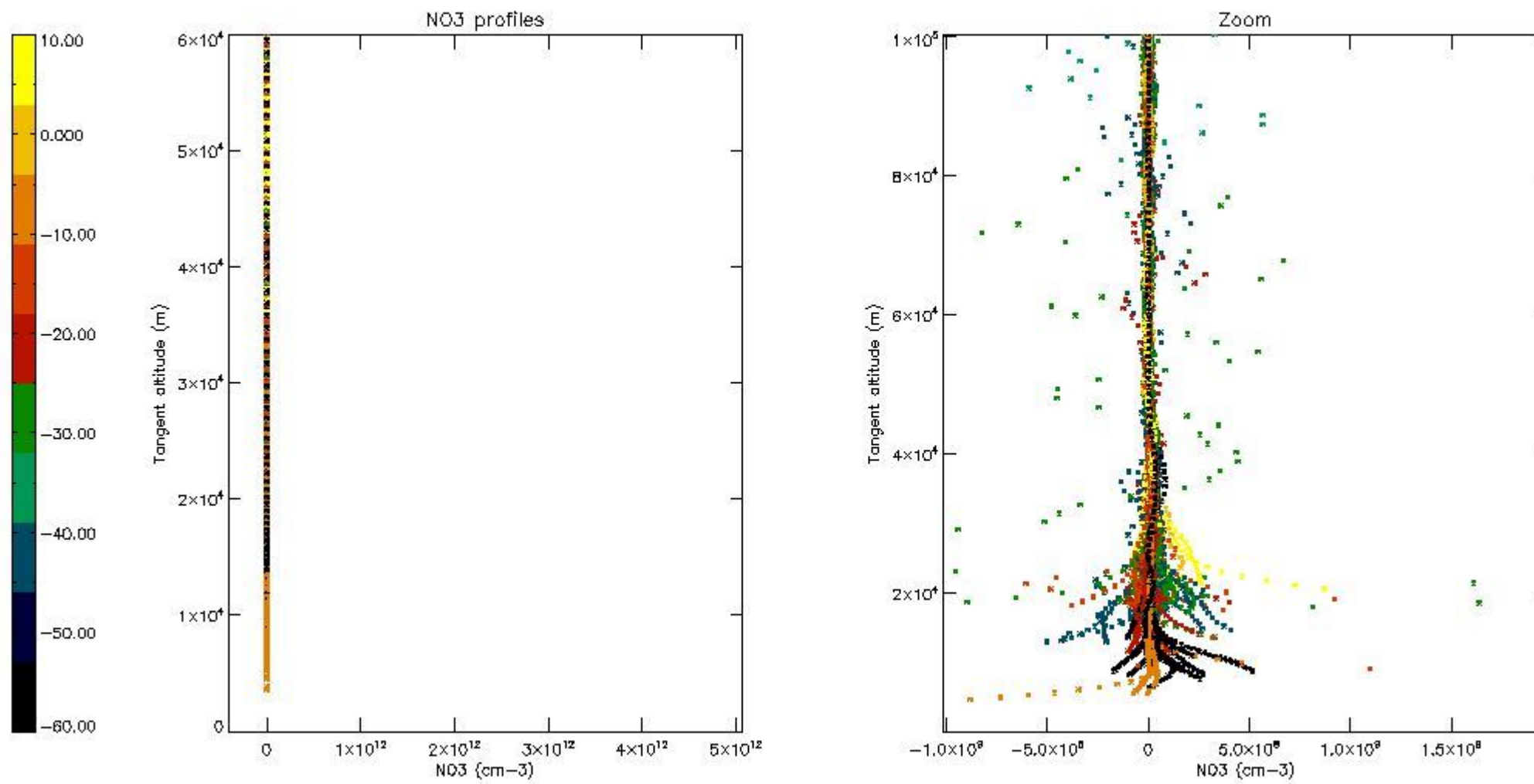
The colorbar represents the latitude.





*5.7 Plot NO3 profiles for all STD (dark without errors)*

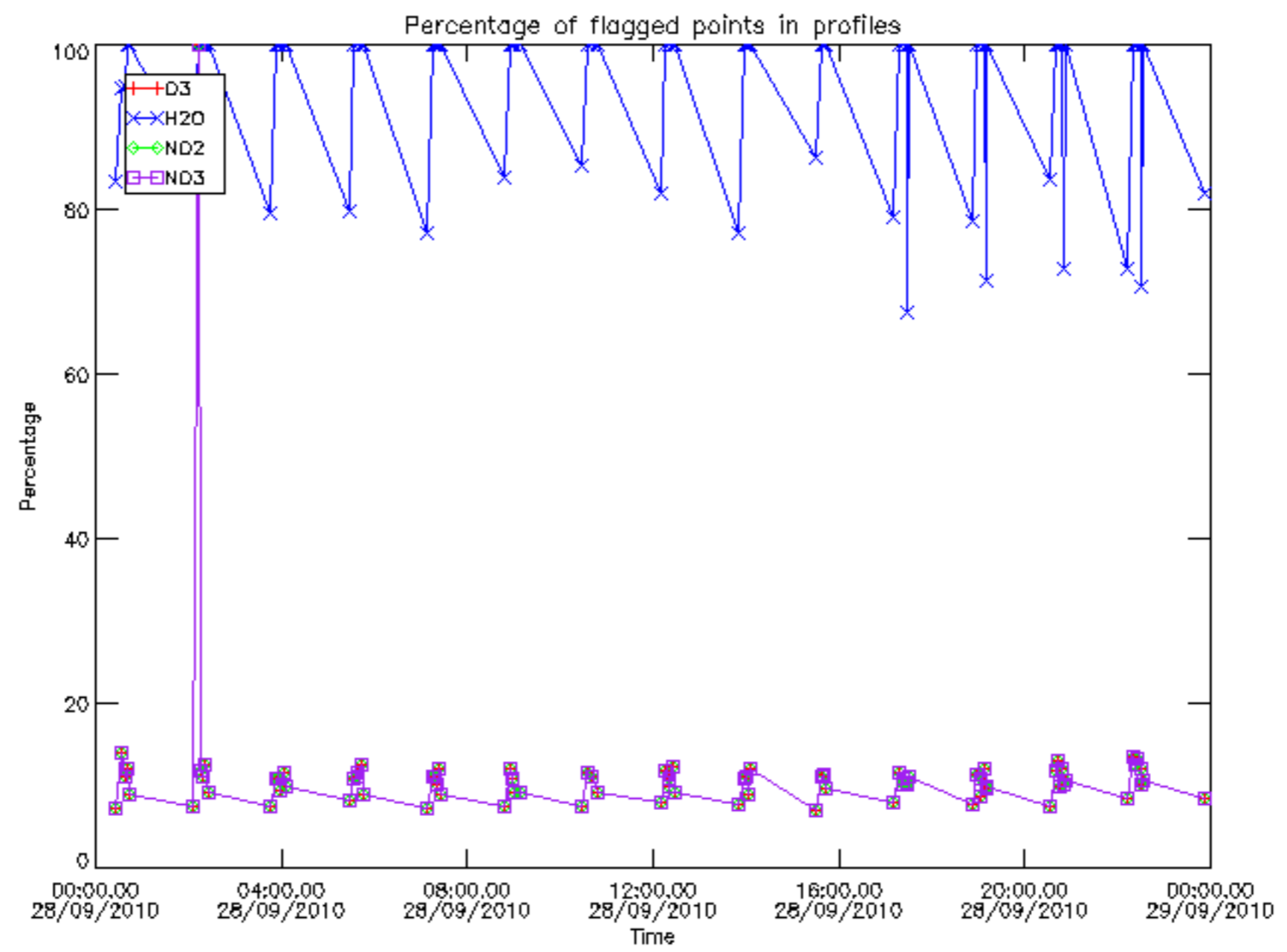
The colorbar represents the latitude.



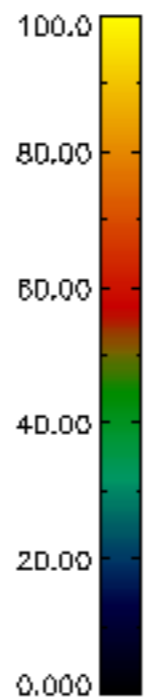
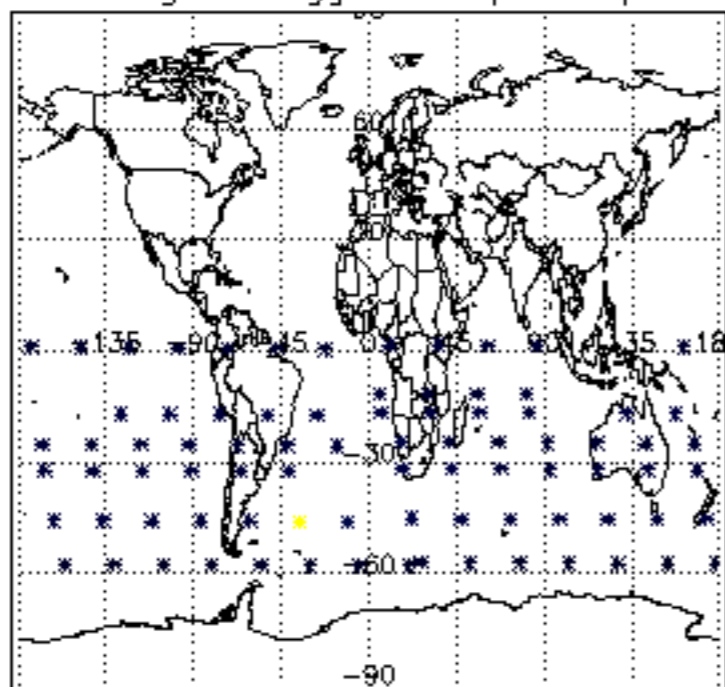
## 6. Auxiliary Data Files used for the production reported in section 2

The number reported in the third column indicates since which file (see list in section 2) the corresponding auxiliary file has been used. The fourth column is the date of those product files.

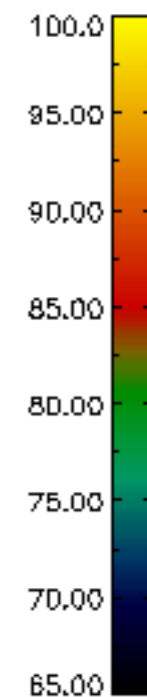
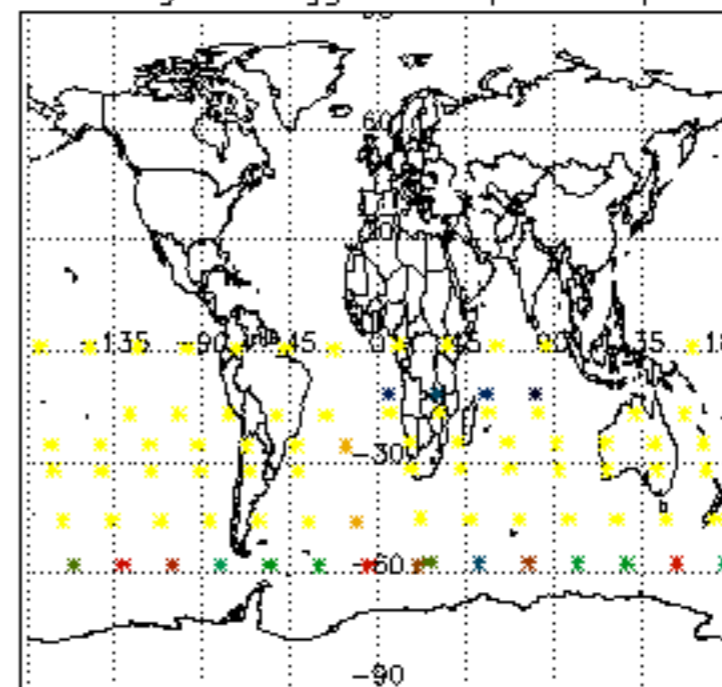
Type	Auxiliary Filename	Used since product	Used since product date
INST_PHYS_CHARACTERISTICS	GOM_INS_AXVIEC20091111_143220_20030716_120000_20500101_000000	1	28-SEP-2010 00:14:46
LEVEL-2_PROC_CONFIG	GOM_PR2_AXVIEC20091111_152718_20020301_000000_20500101_000000	1	28-SEP-2010 00:14:46
CROSS_SECTIONS_FILE	GOM_CRS_AXVIEC20091111_154832_20020301_000000_20500101_000000	1	28-SEP-2010 00:14:46



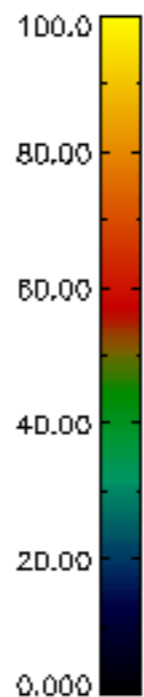
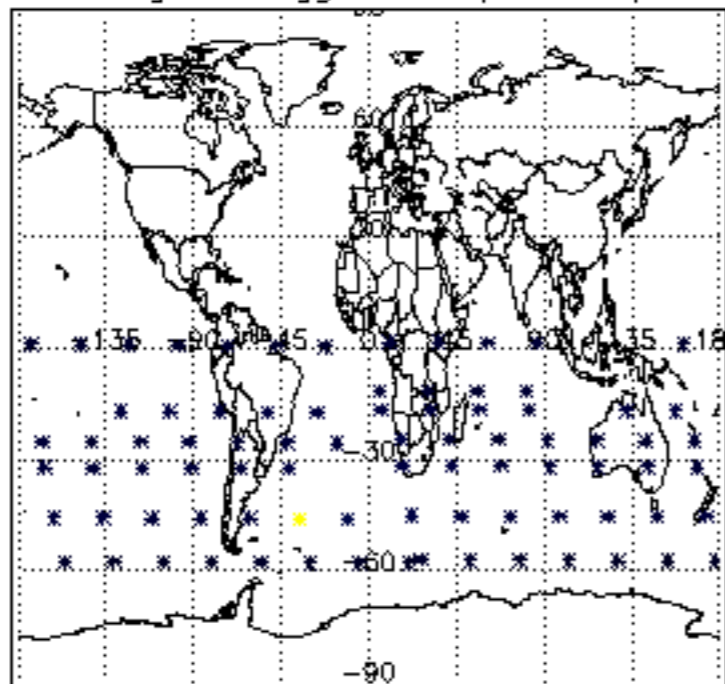
Percentage of flagged data per D3 profile



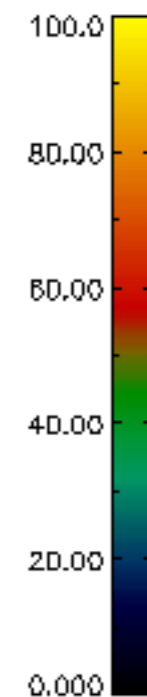
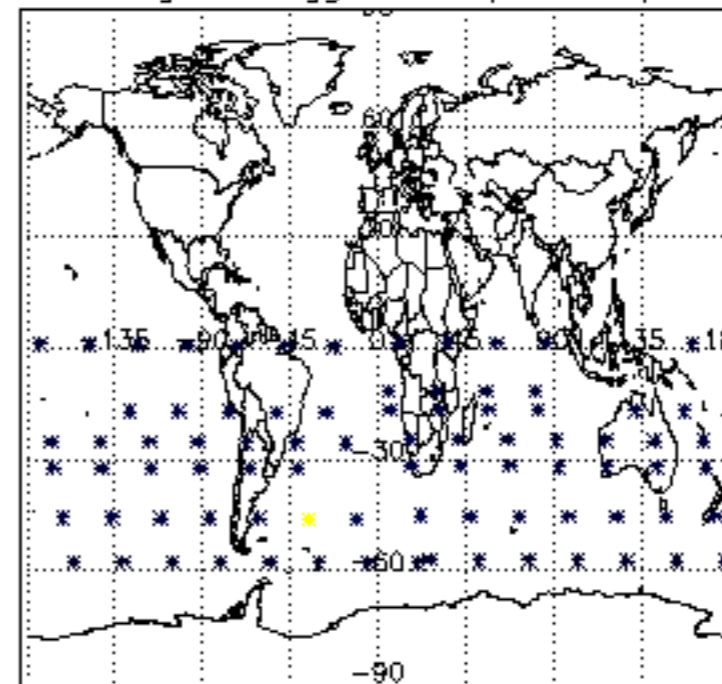
Percentage of flagged data per H2O profile

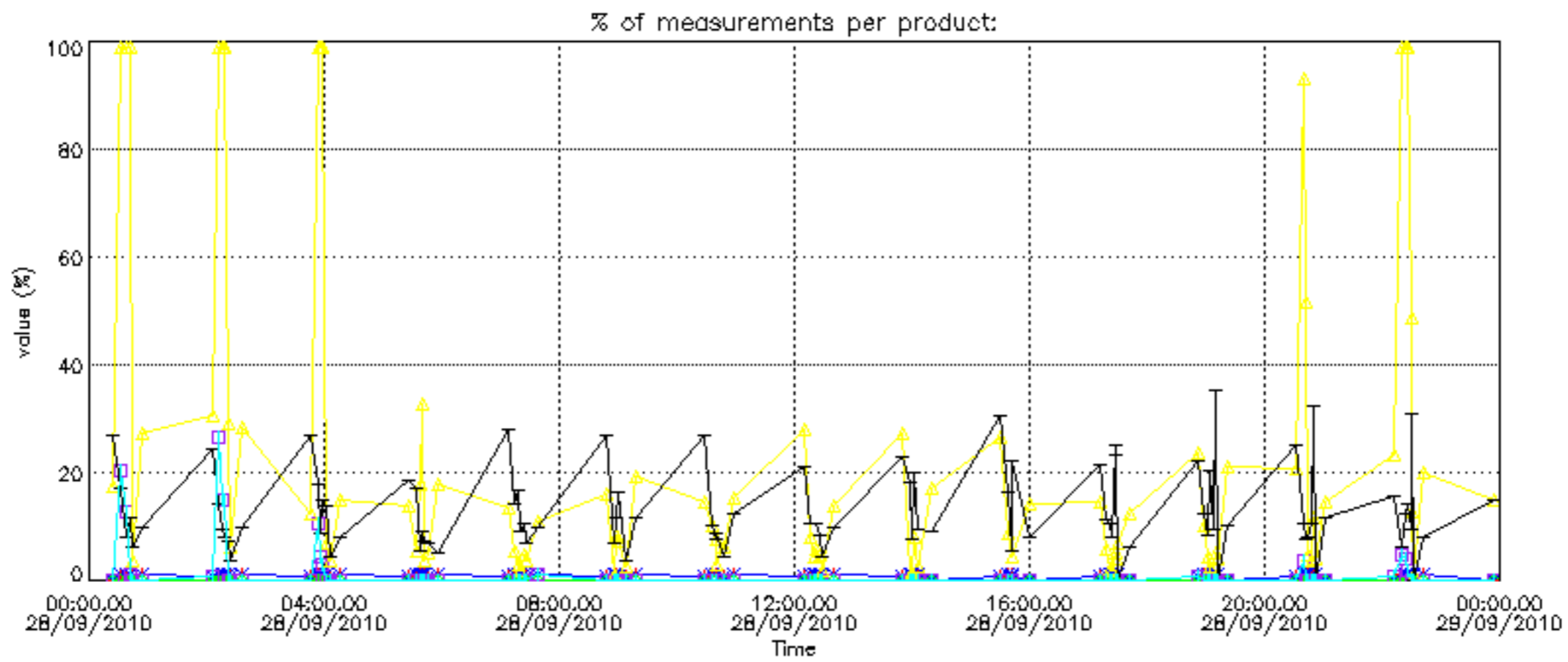


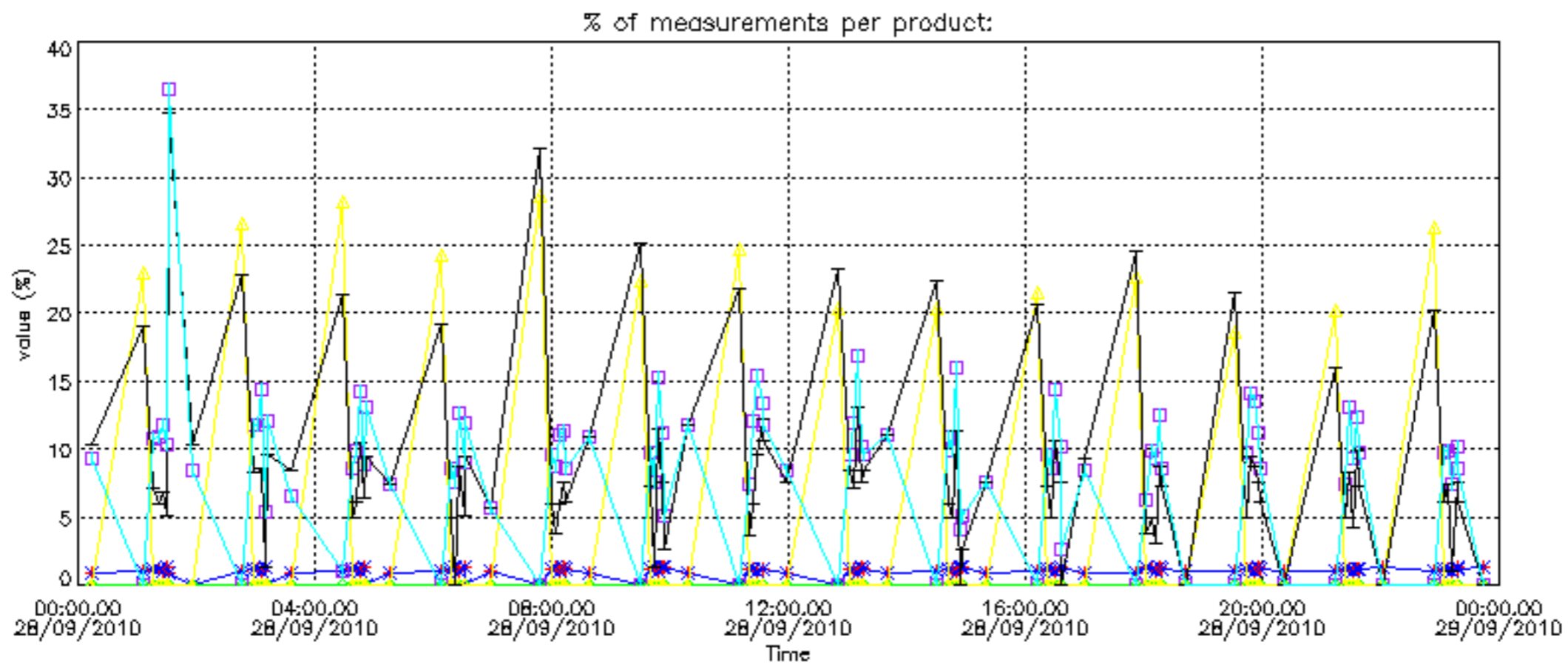
Percentage of flagged data per NO2 profile



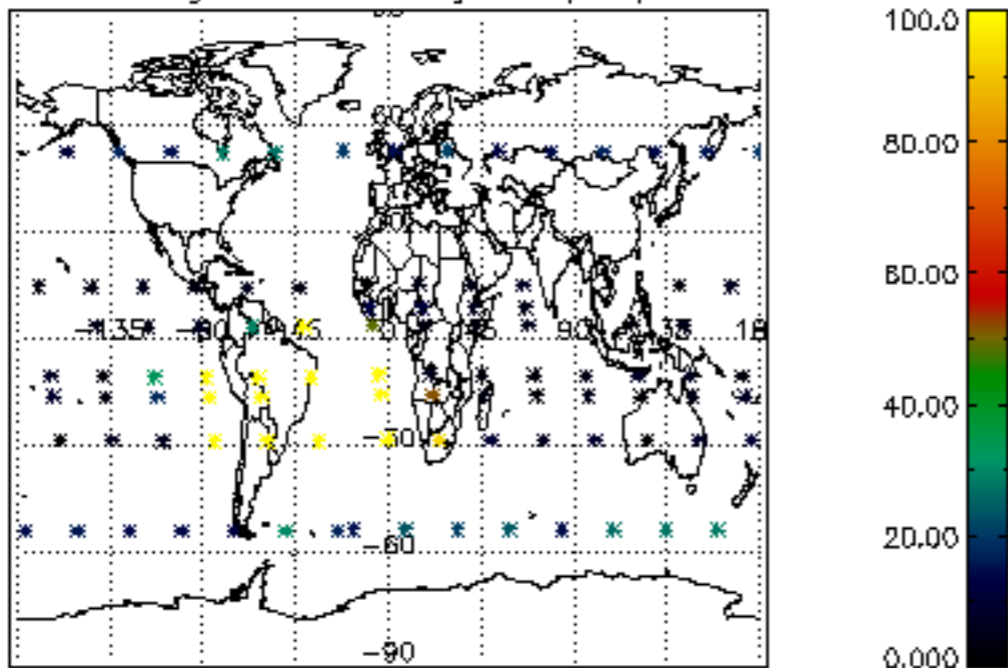
Percentage of flagged data per NO3 profile



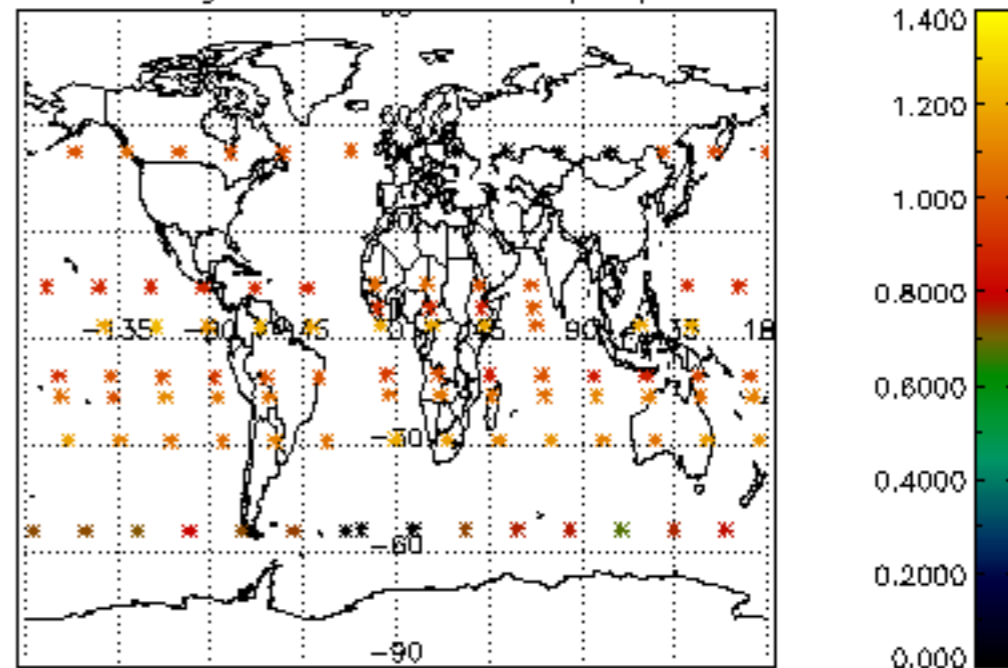




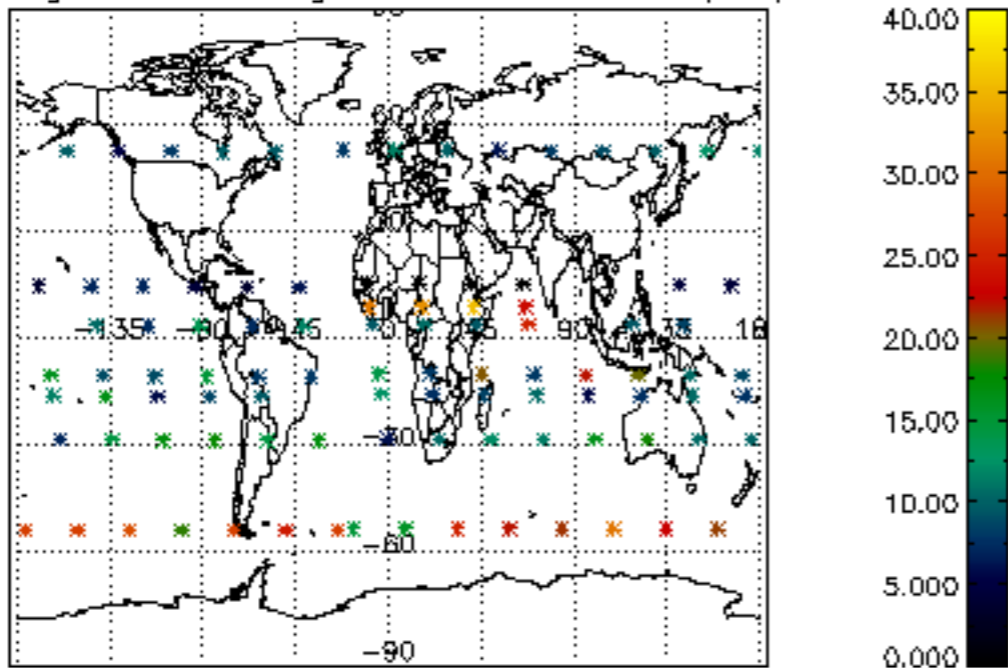
Percentage of cosmic ray hits per profile



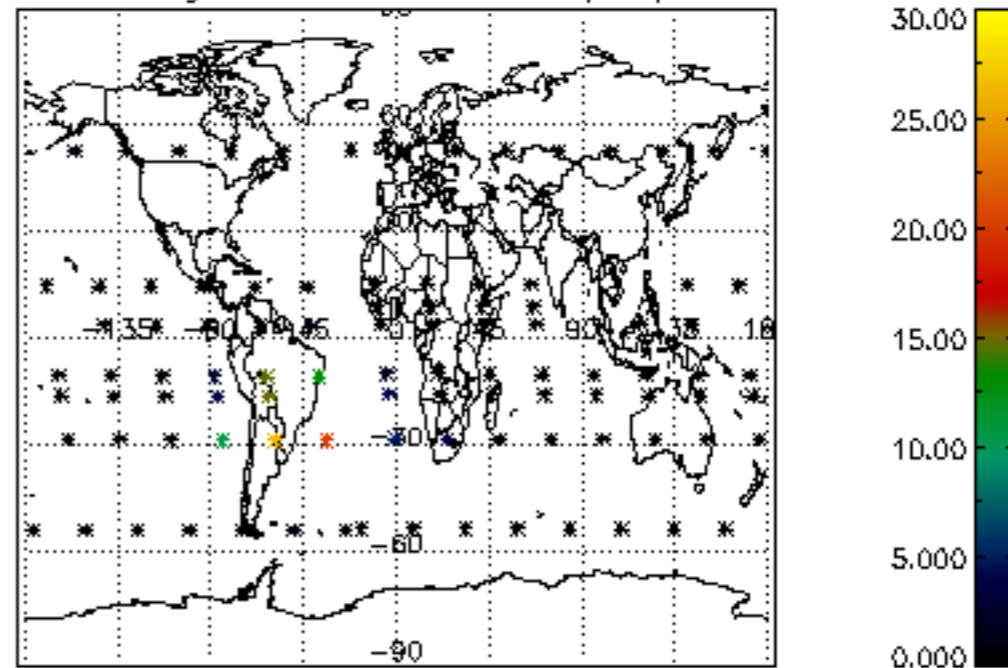
Percentage of datation errors per profile



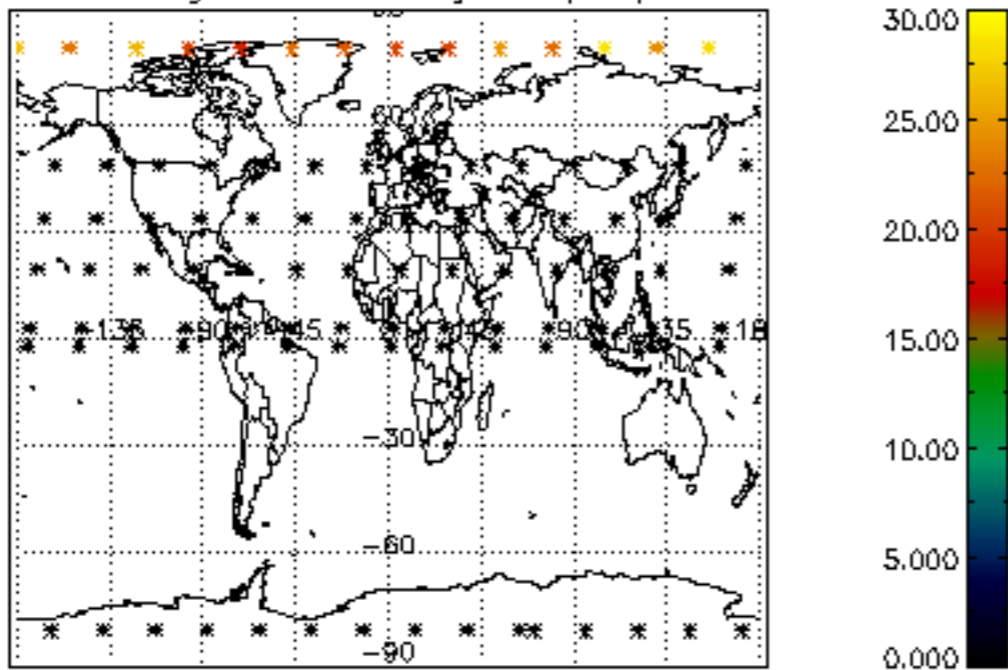
Percentage of star falling outside central band per profile



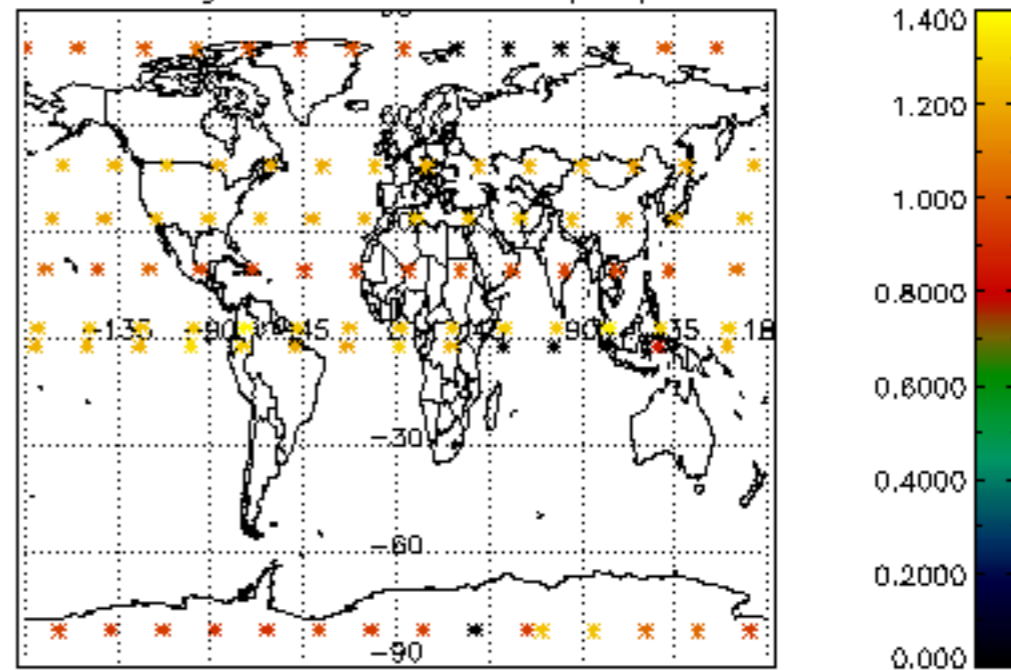
Percentage of saturation errors per profile



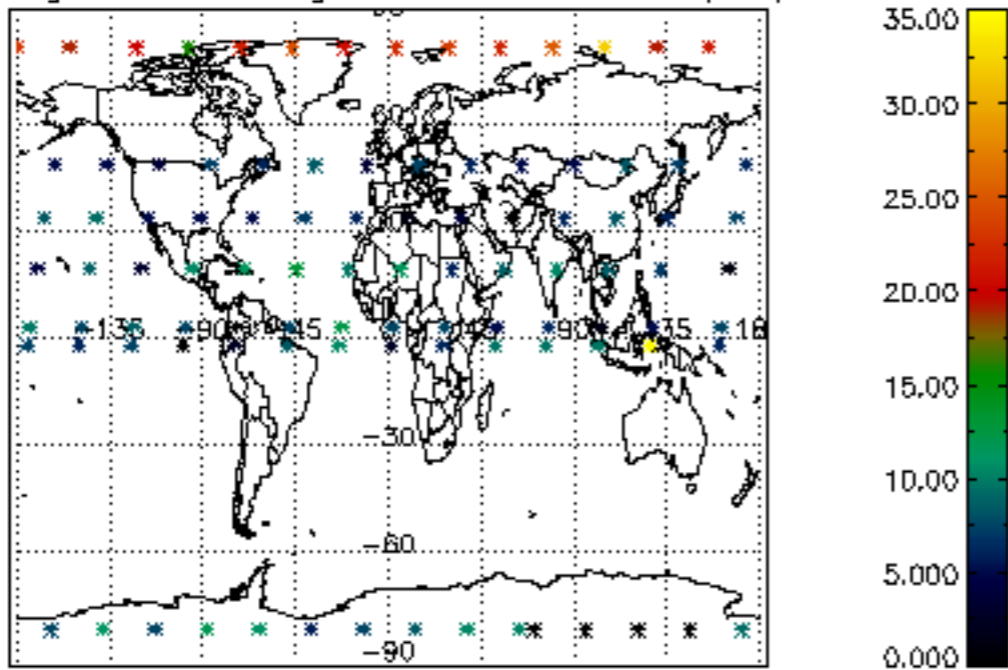
Percentage of cosmic ray hits per profile



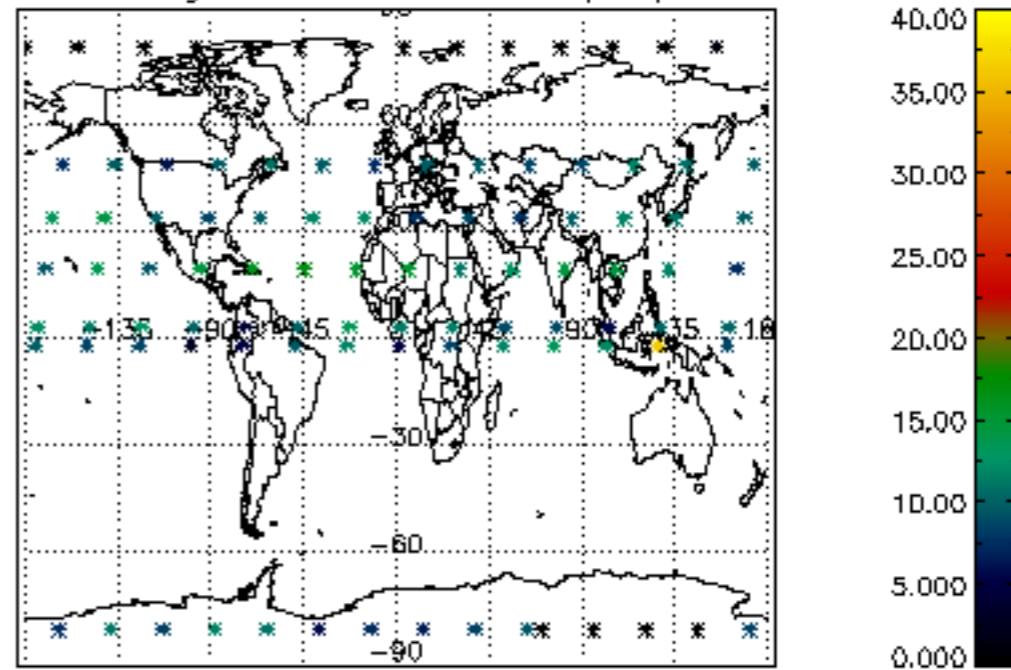
Percentage of datation errors per profile



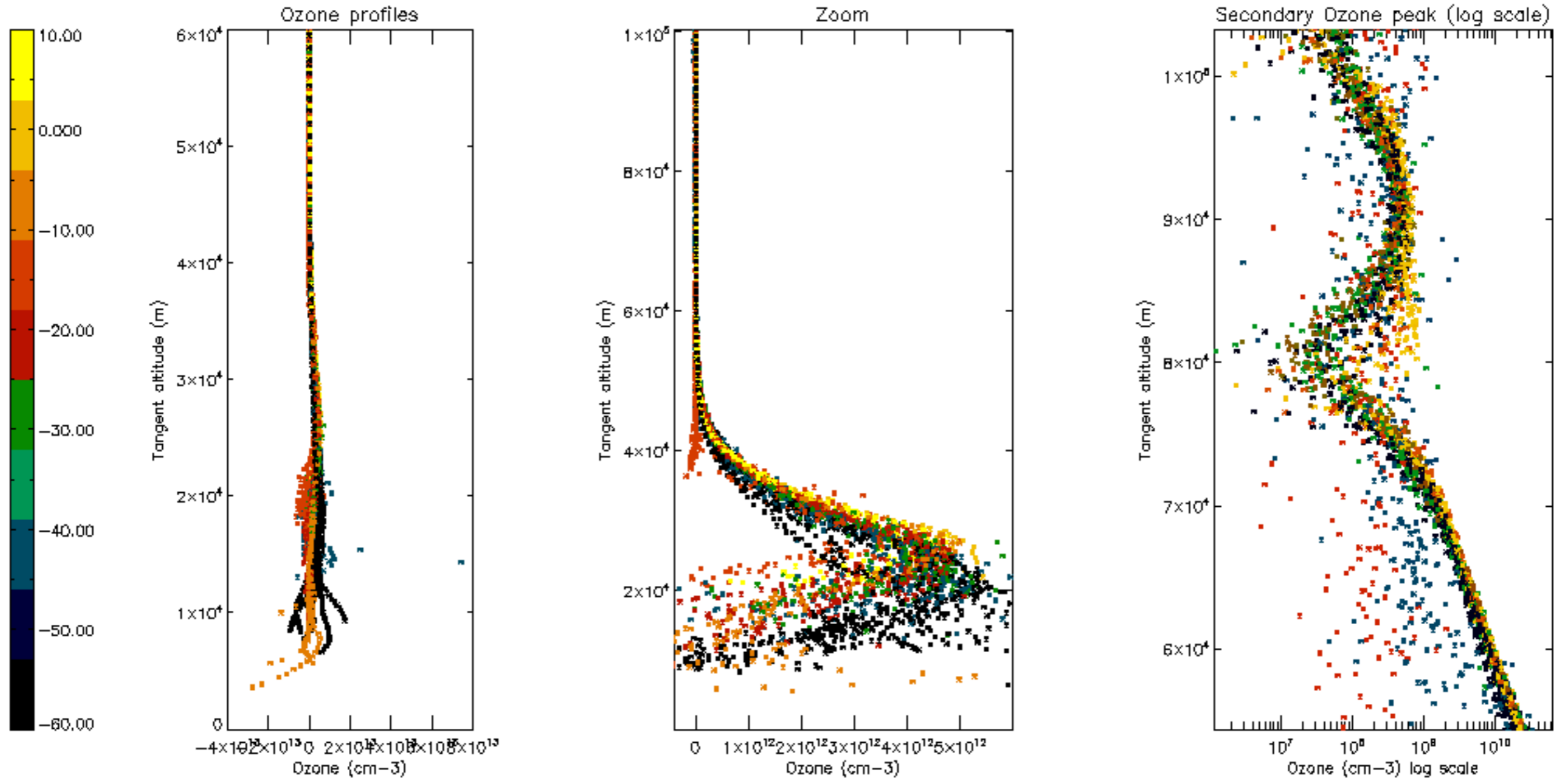
Percentage of star falling outside central band per profile

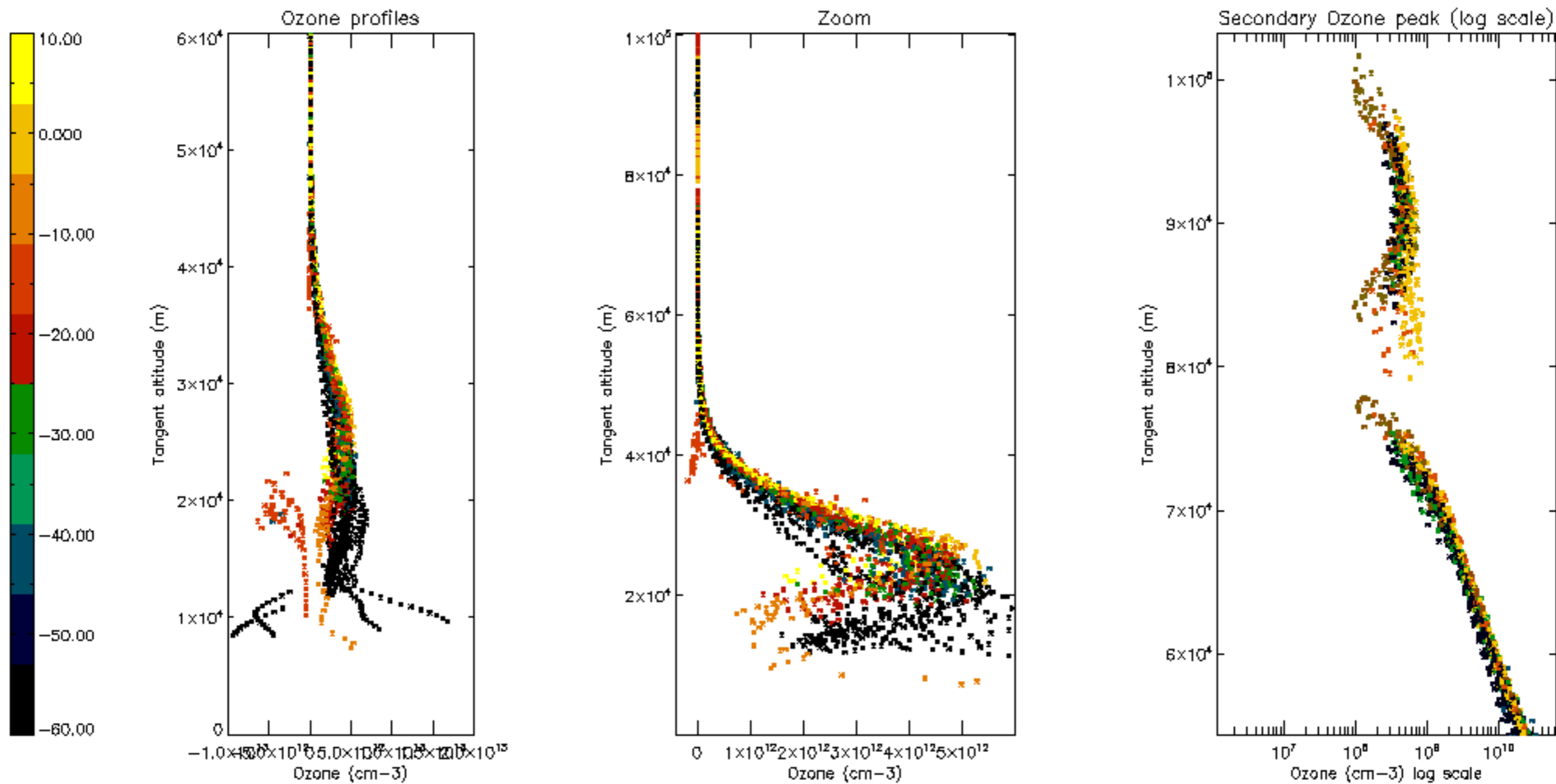


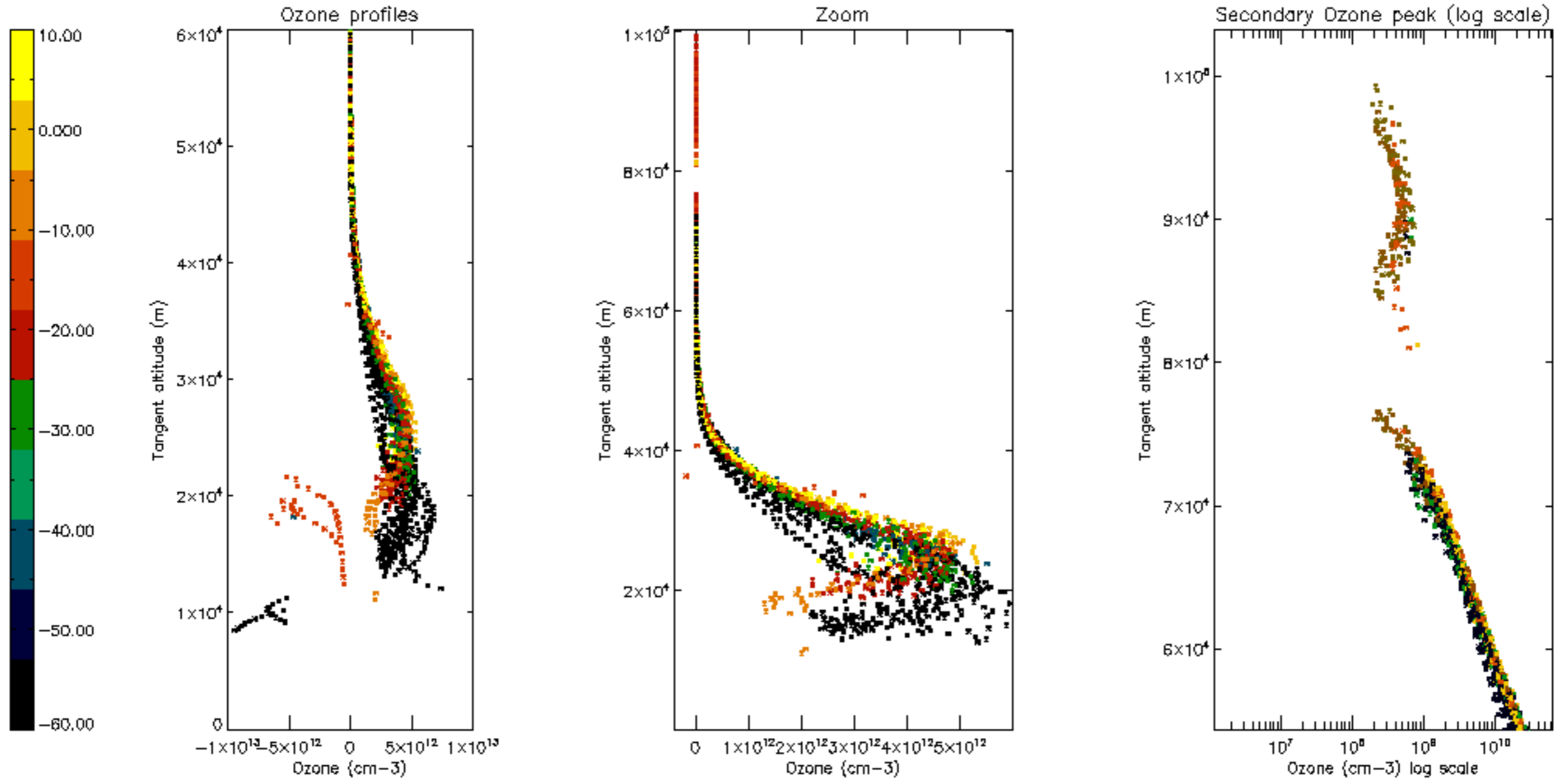
Percentage of saturation errors per profile

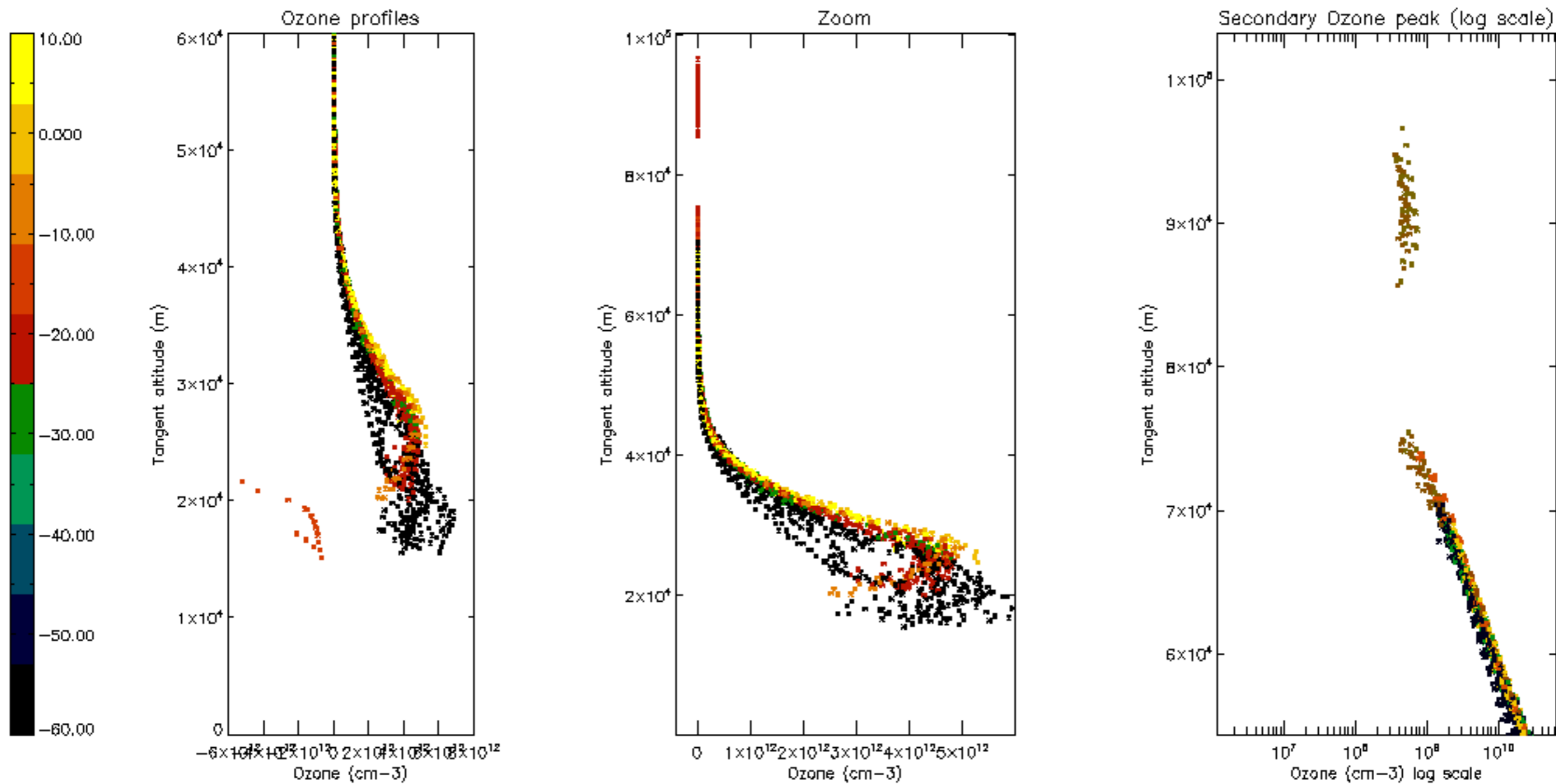


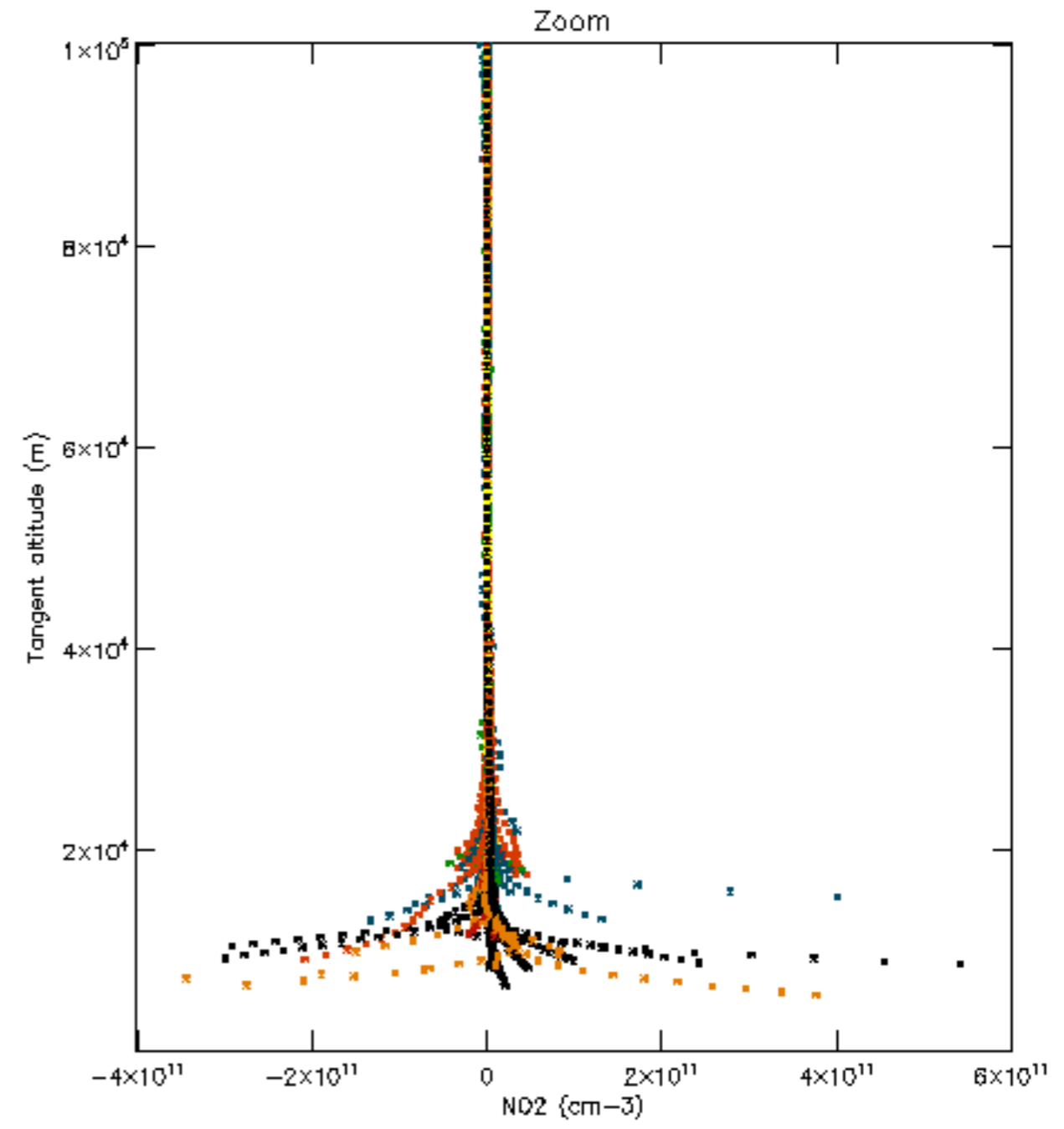
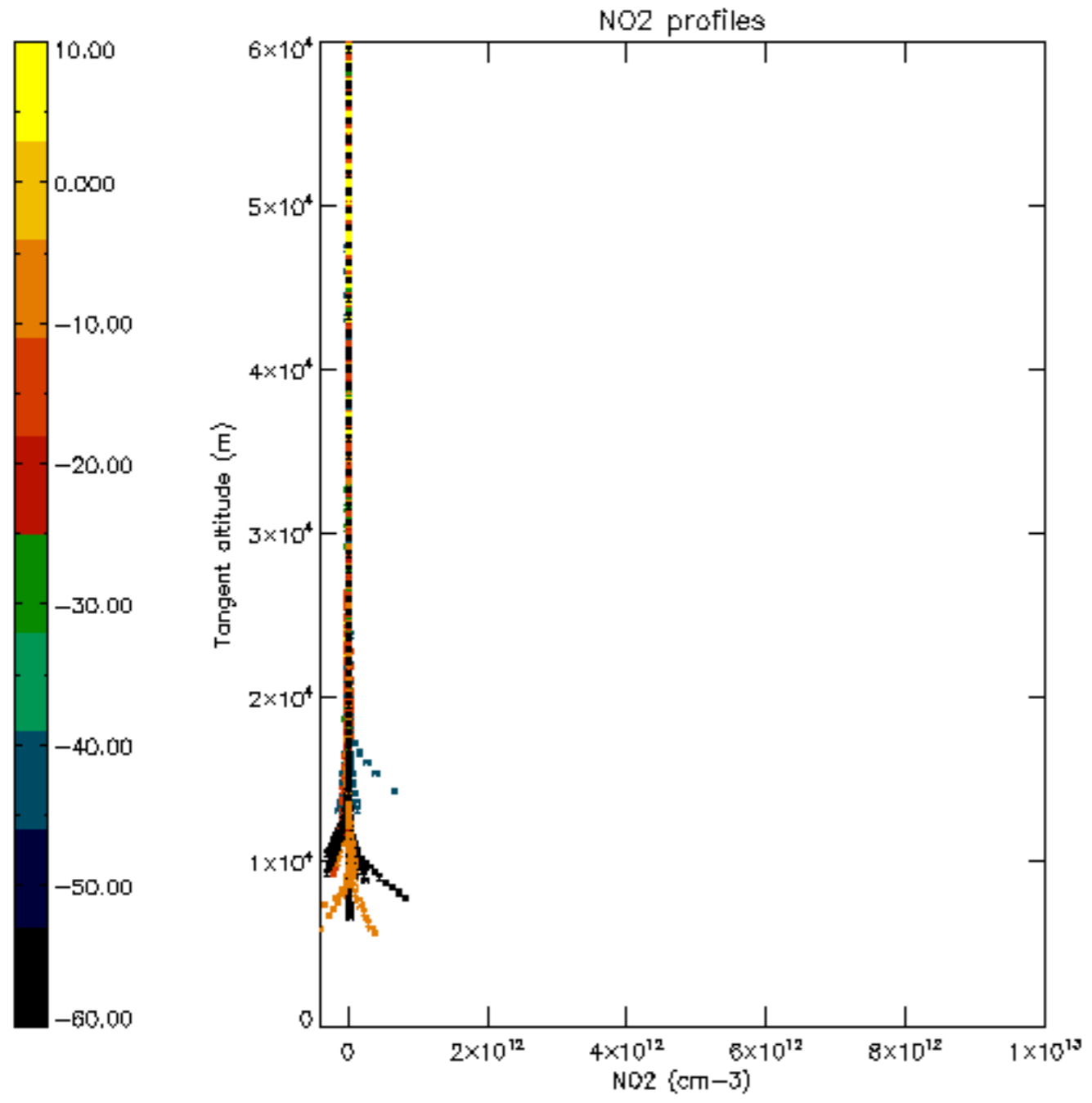


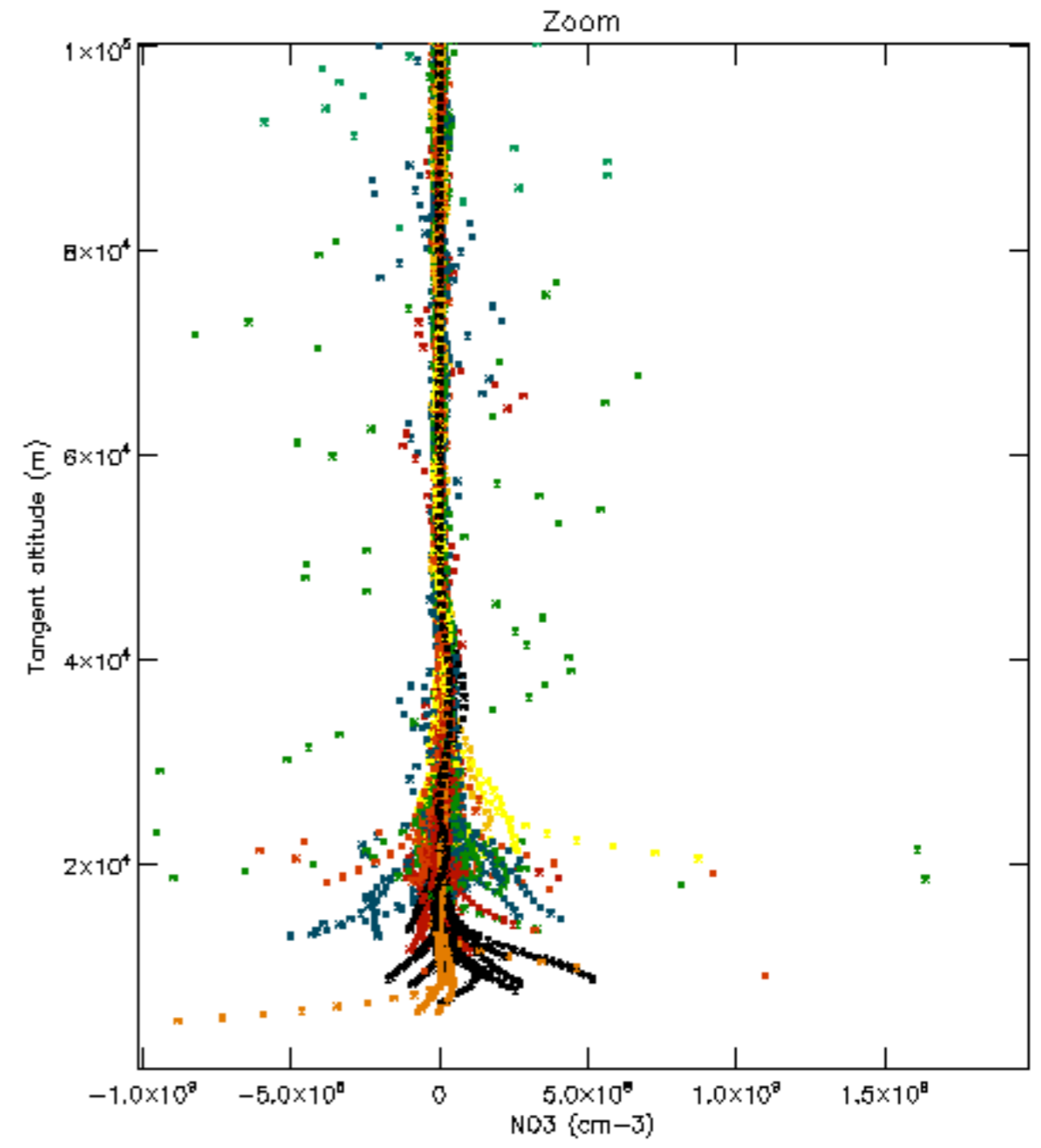
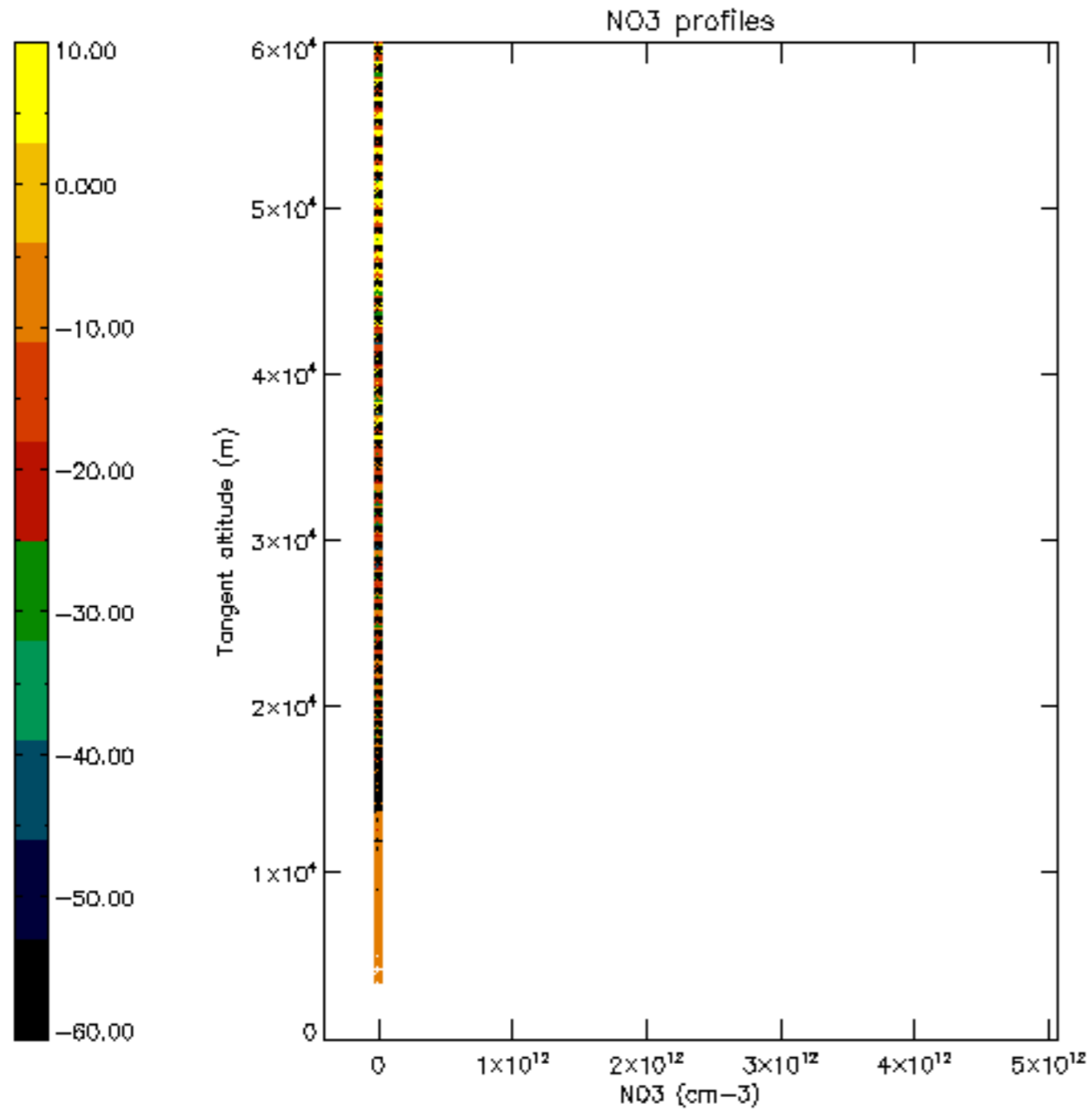


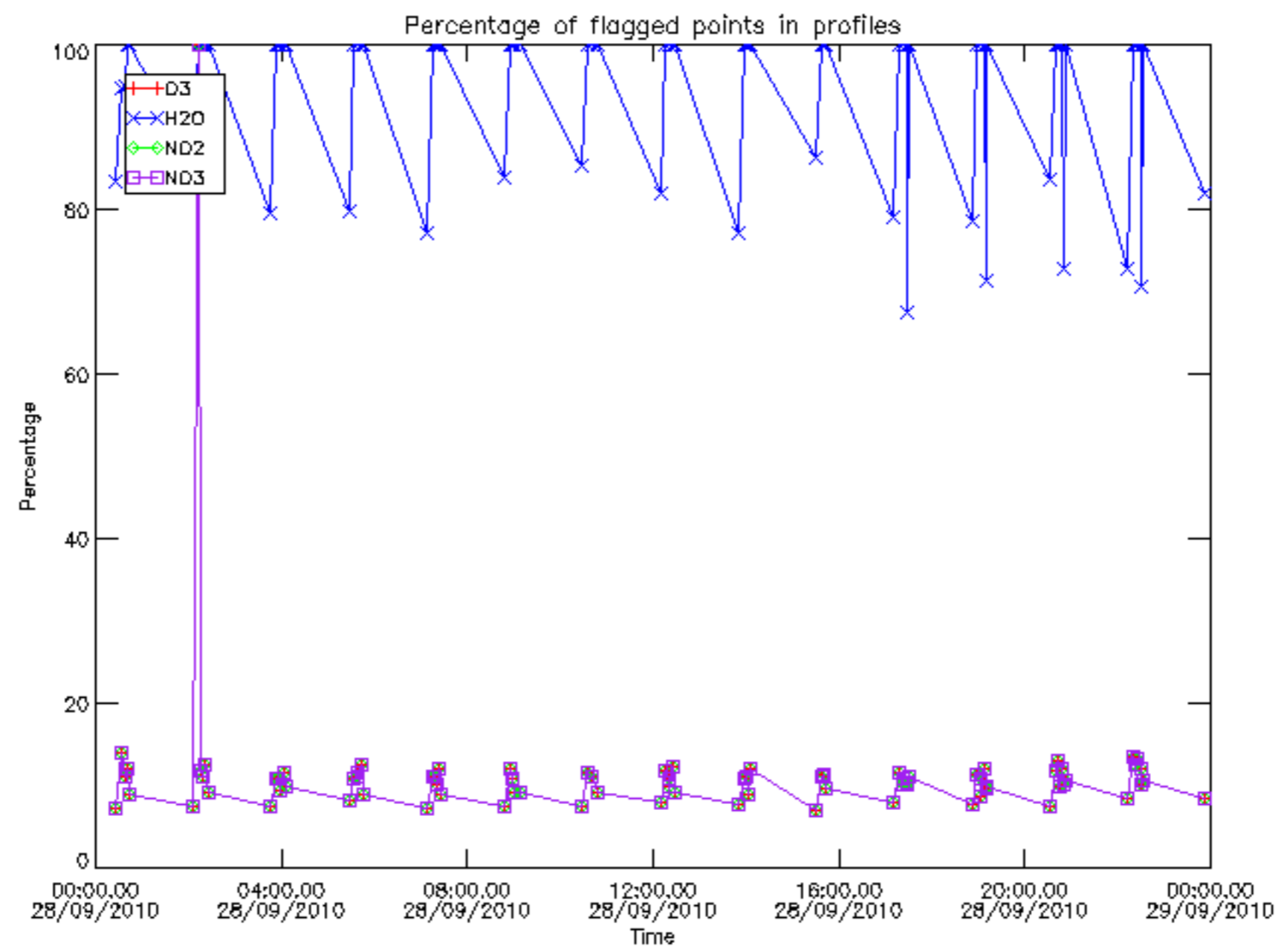




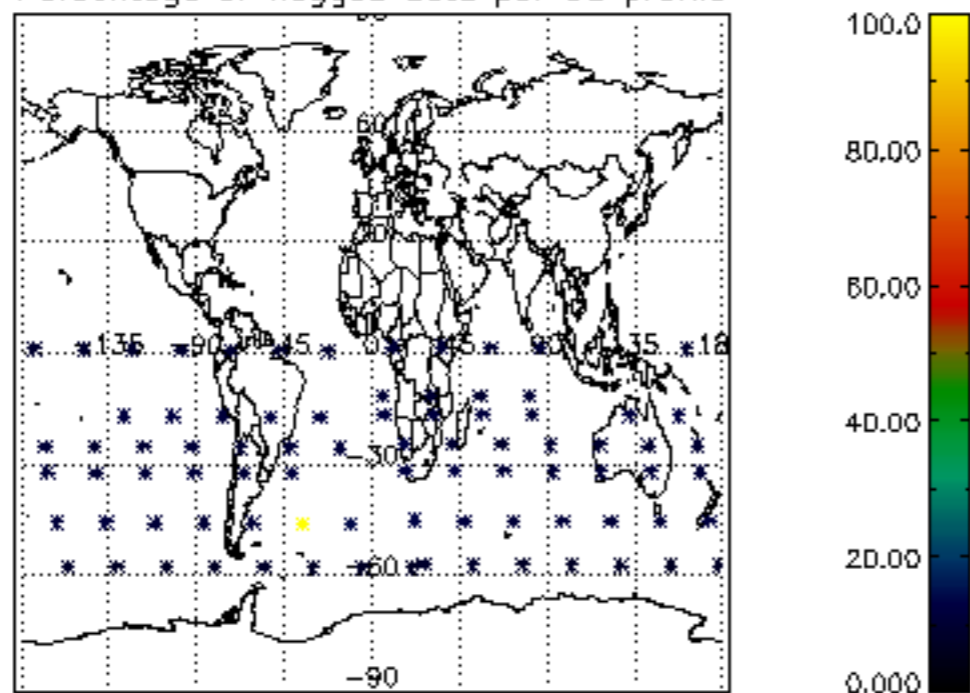




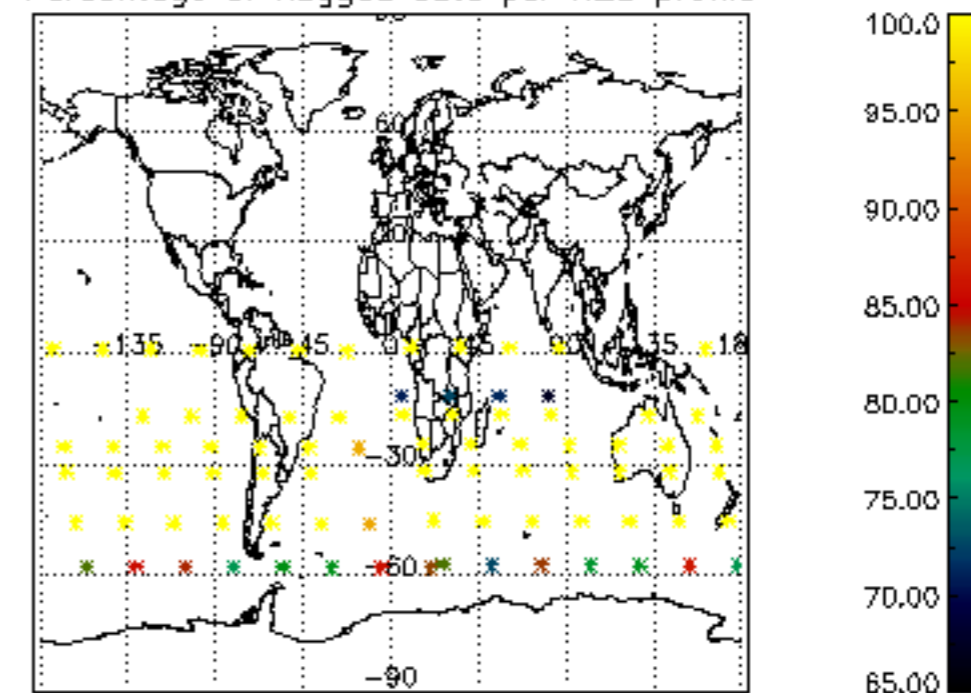




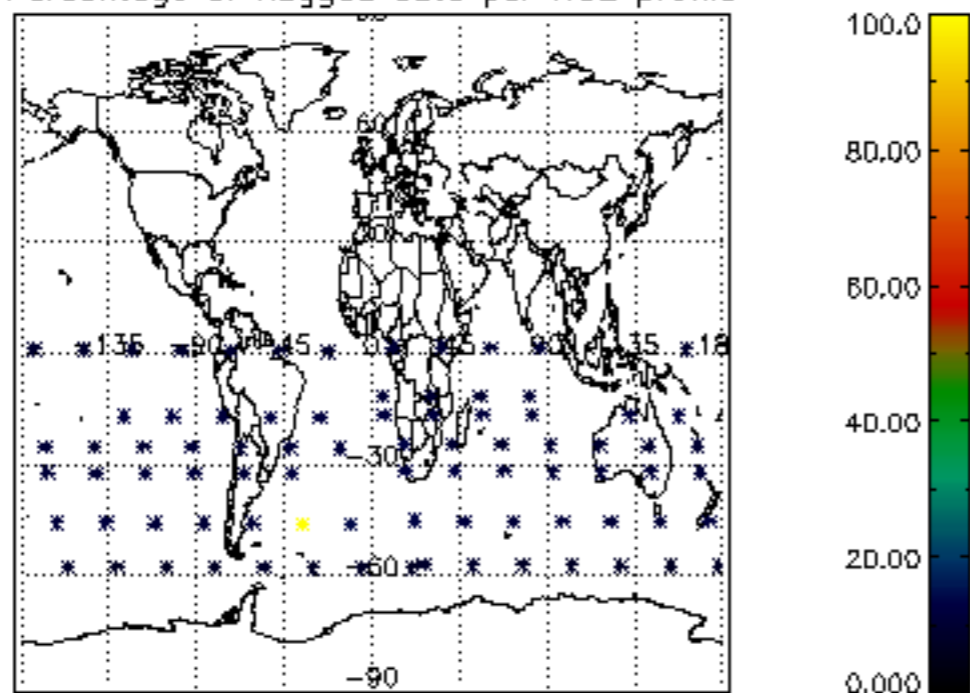
Percentage of flagged data per D3 profile



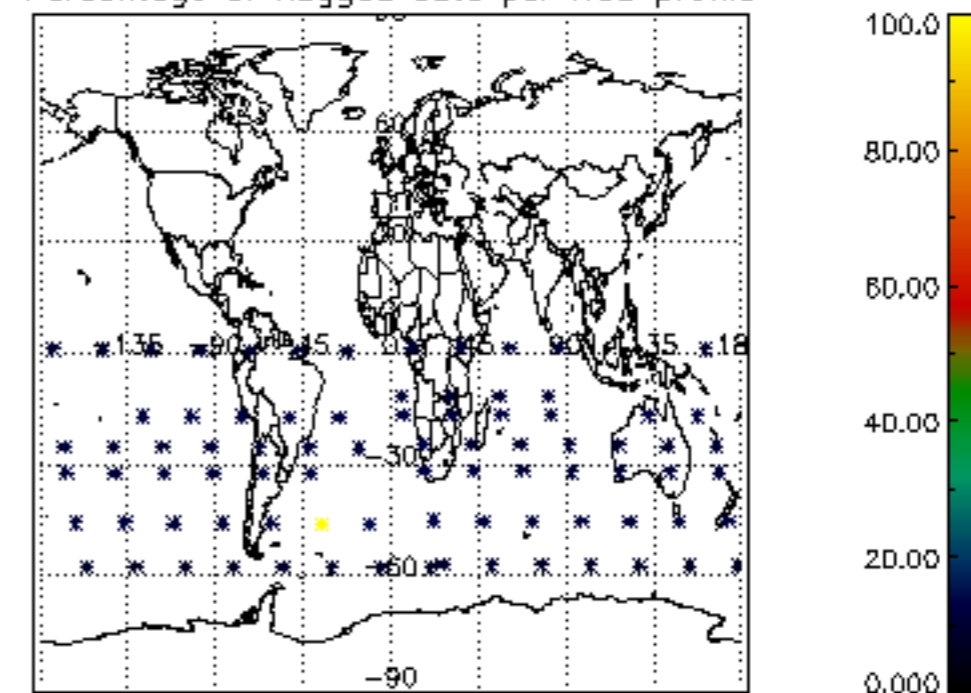
Percentage of flagged data per H2O profile



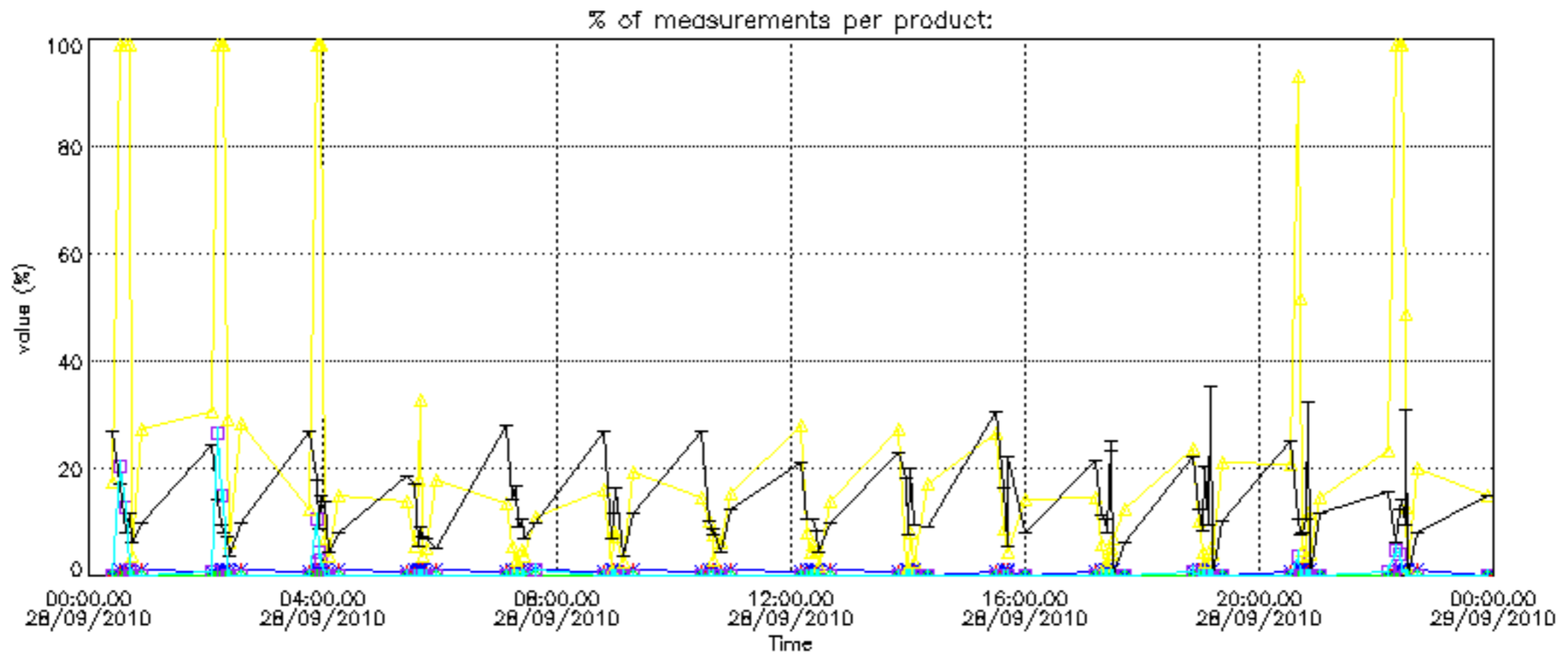
Percentage of flagged data per NO2 profile

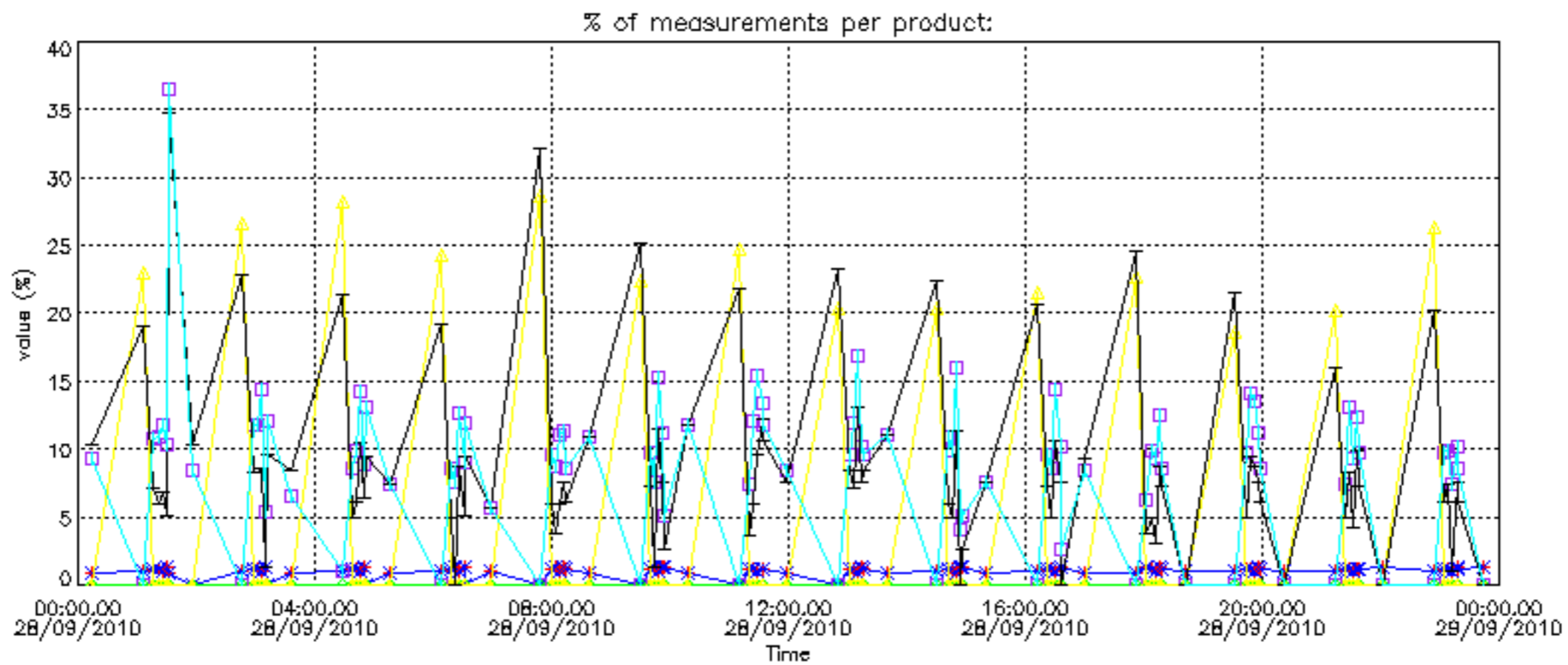


Percentage of flagged data per NO3 profile

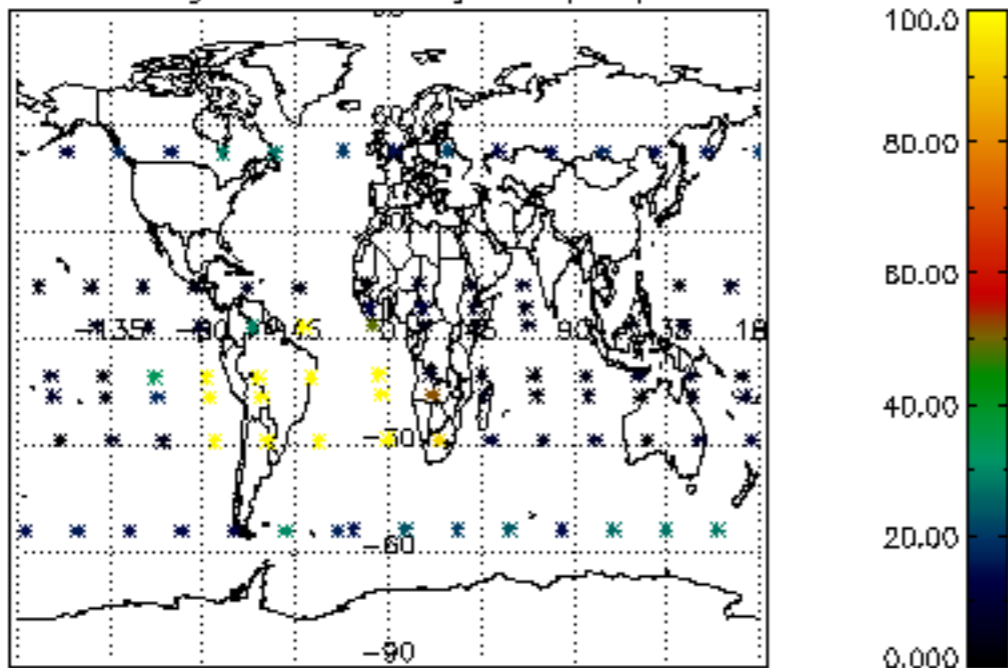




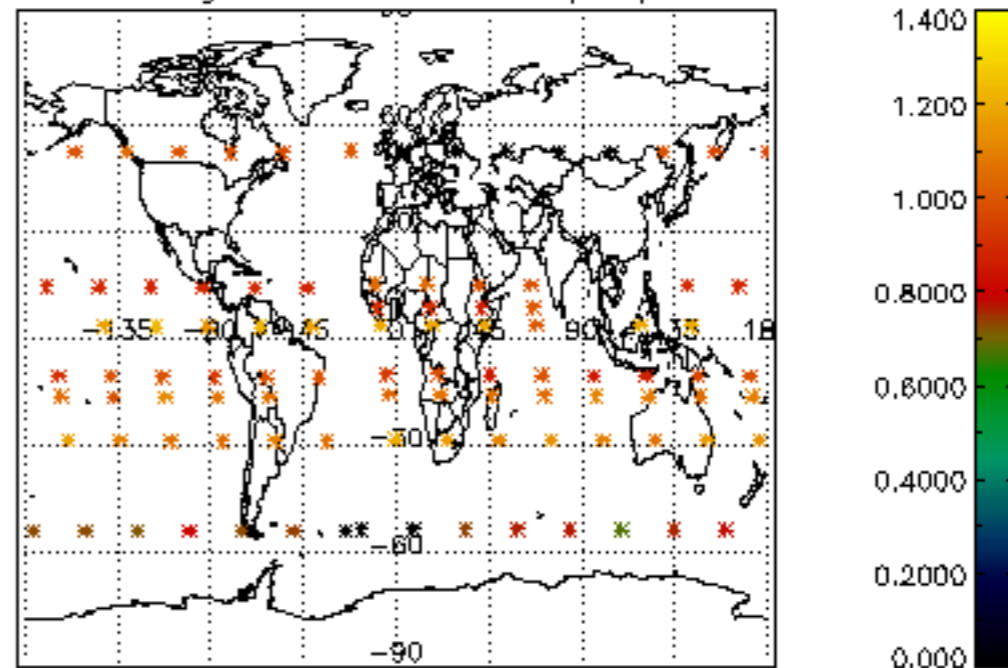




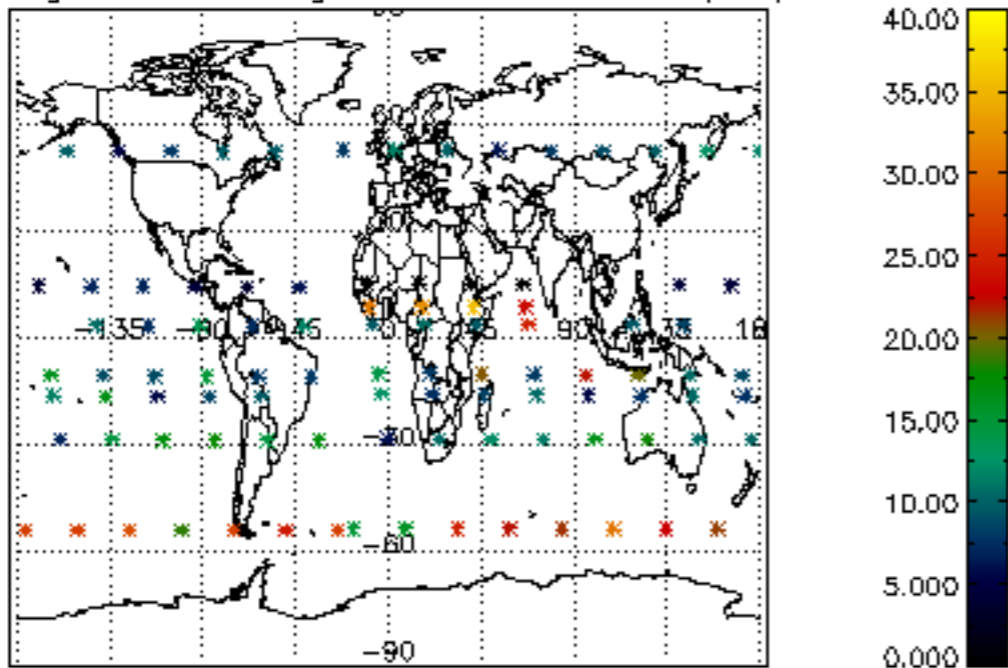
Percentage of cosmic ray hits per profile



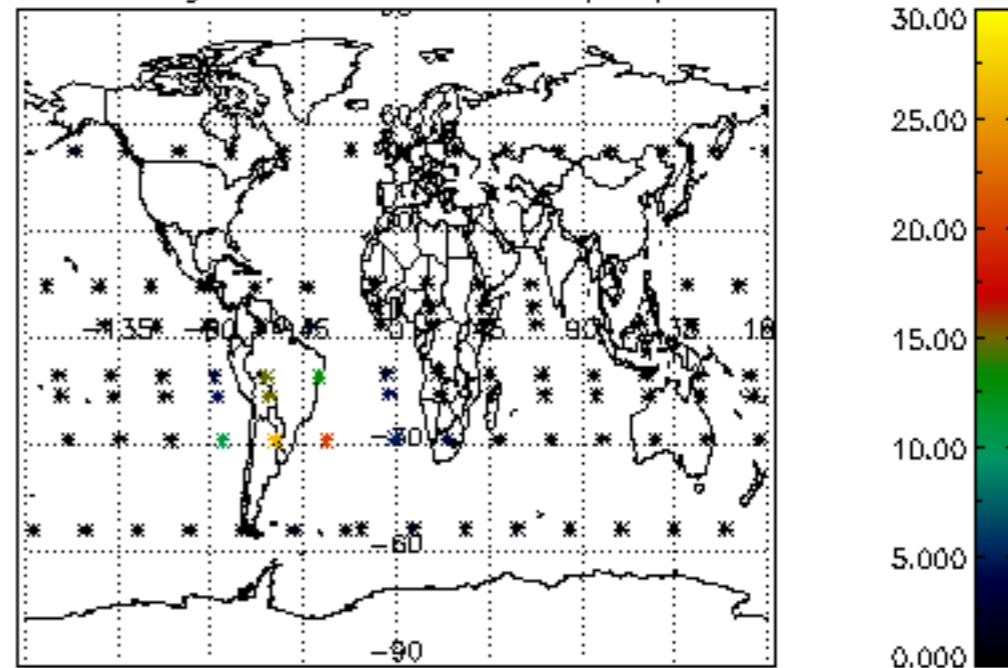
Percentage of datation errors per profile



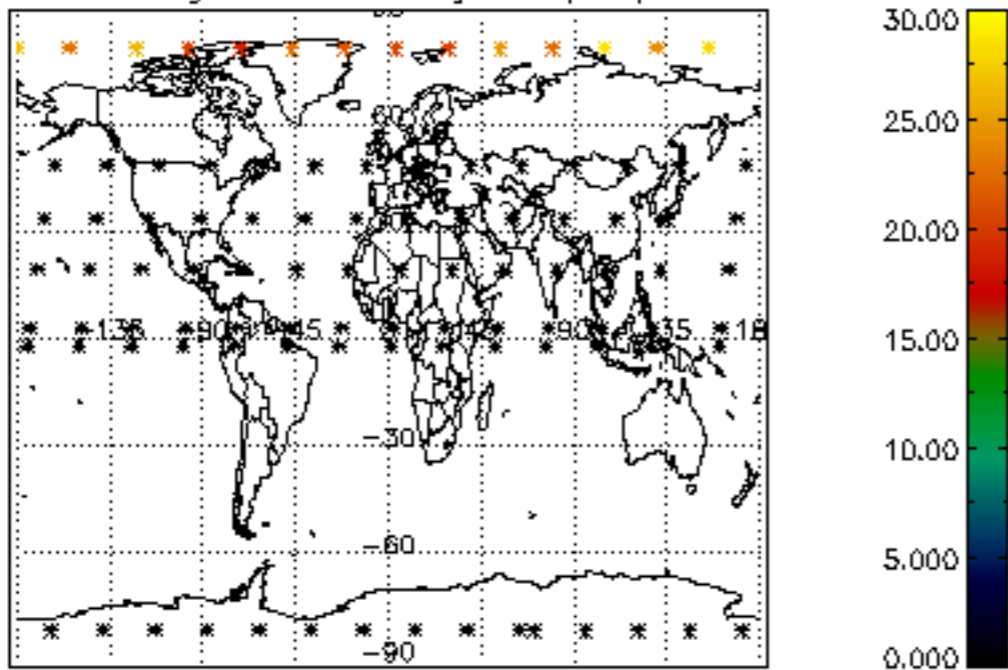
Percentage of star falling outside central band per profile



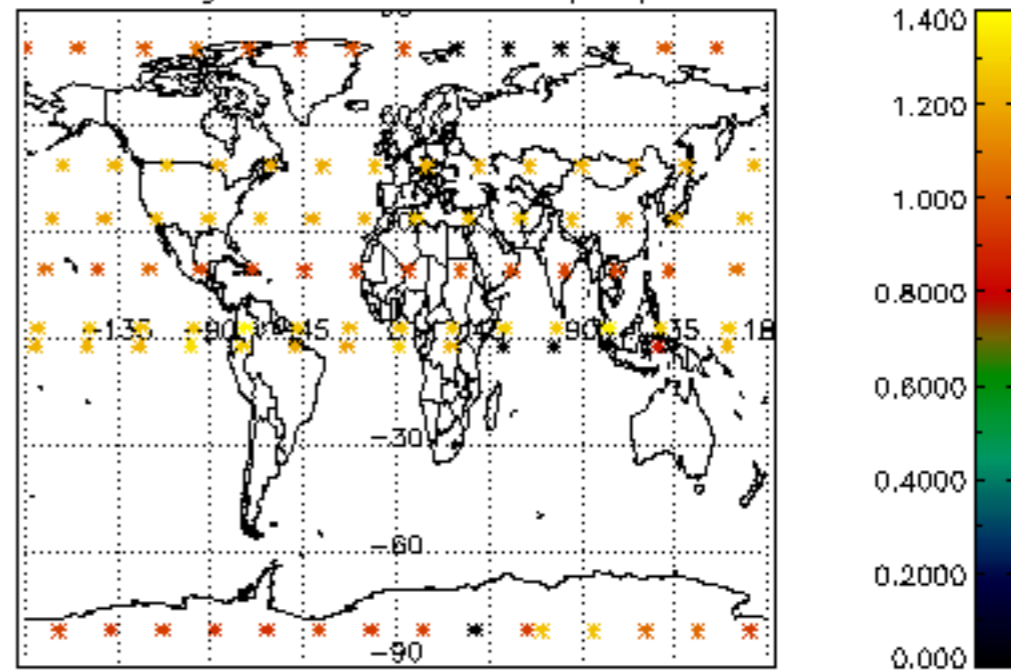
Percentage of saturation errors per profile



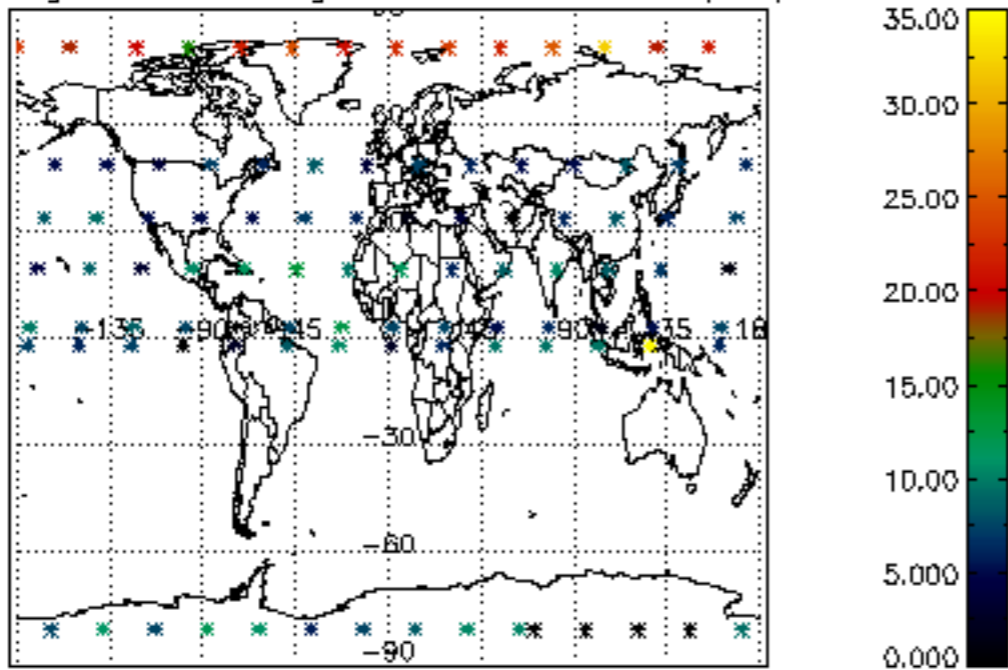
Percentage of cosmic ray hits per profile



Percentage of datation errors per profile



Percentage of star falling outside central band per profile



Percentage of saturation errors per profile

