

GOMOS Level 2 Daily Report

SUMMARY

[1. General Info](#)

[2. Summary of processed GOM_NL_2P products](#)

[3. Level 2 Quality information per product](#)

[3.1 Plot of level 2 quality information per product \(time dependant\)](#)

[3.2 Plot of level 2 quality information per product \(world map\)](#)

[4. Level 1 Quality information per product \(stored on level 2 products\)](#)

[4.1 Plot of level 1 quality information per product \(time dependant\)](#)

[4.1.1 Plot of level 1 quality information per product \(time dependant\): ASCENDING](#)

[4.1.2 Plot of level 1 quality information per product \(time dependant\): DESCENDING](#)

[4.2 Plot of level 1 quality information per product \(world map\)](#)

[4.2.1 Plot of level 1 quality information per product \(world map\): ASCENDING](#)

[4.2.2 Plot of level 1 quality information per product \(world map\): DESCENDING](#)

[5. Ozone profiles based on quality statistics and other trace gas profiles](#)

[5.1 Ozone statistics based on quality of products](#)

[5.2 Plot ozone profiles for all STD \(dark without errors\)](#)

[5.3 Plot ozone profiles where STD < 20% \(dark without errors\)](#)

[5.4. Plot ozone profiles where STD < 10% \(dark without errors\)](#)

[5.5. Plot ozone profiles where STD < 5% \(dark without errors\)](#)

[5.6 Plot NO2 profiles for all STD \(dark without errors\)](#)

[5.7 Plot NO3 profiles for all STD \(dark without errors\)](#)

[5.8 Plot H2O profiles \(only for occultations of stars 1,2,3,4,13,14,16,26,63 dark without errors\) for all STD](#)

[6. Auxiliary Data Files used for the production reported in section 2](#)

This report presents the daily analysis on parameters extracted from GOMOS level 2 data (GOM_NL__2P). It is intended to monitor some important parameters that will impact the quality of these products. A list of level 2 products (and content) that have arrived during the reporting day to the PCF is also given.

Item	Value
Time of report generation	29APR2013 15:30:06
Data source version	GOMOS/6.01
Start time of products	27-09-2010 (27SEP2010 00:00:00)
Stop time of products	28-09-2010 (28SEP2010 00:00:00)
Store outputs in DB	Yes
Nb of level 2 prods	195
Nb of prods with errors	0

2. Summary of processed GOM_NL__2P products.

Nr	Filename	UTC Start time	Limb	Duration	Star Id	Star Name	Star Mag	Star Temp	Nb Meas	Orbit	Prod. error
1	GOM_NL__2PRFIN20100927_000759_000000432093_00188_44831_1549.N1	27-SEP-2010 00:07:59	Bright	42.500	140	88Gam Peg	2.8340	26000.	85	44831	No
2	GOM_NL__2PRFIN20100927_001213_000000432093_00188_44831_1550.N1	27-SEP-2010 00:12:13	Bright	43.000	58	21Alp And	2.0730	11000.	86	44831	No
3	GOM_NL__2PRFIN20100927_002046_000000382093_00188_44831_1551.N1	27-SEP-2010 00:20:46	Bright	38.000	74	11Bet Cas	2.2680	6600.0	76	44831	No
4	GOM_NL__2PRFIN20100927_002215_000000432093_00188_44831_1552.N1	27-SEP-2010 00:22:15	Bright	43.000	76	27Gam Cas	2.3000	30000.	86	44831	No
5	GOM_NL__2PRFIN20100927_004743_000000712093_00188_44831_1553.N1	27-SEP-2010 00:47:43	Bright	71.000	17	78Bet Gem	1.1610	4500.0	142	44831	No
6	GOM_NL__2PRFIN20100927_005625_000000732093_00188_44831_1554.N1	27-SEP-2010 00:56:25	Dark	73.000	8	10Alp CMi	0.40000	6500.0	146	44831	No
7	GOM_NL__2PRFIN20100927_010338_000000442093_00188_44831_1555.N1	27-SEP-2010 01:03:38	Dark	43.500	132	15Rho Pup	2.8030	6900.0	87	44831	No
8	GOM_NL__2PRFIN20100927_010701_000000462093_00188_44831_1556.N1	27-SEP-2010 01:07:01	Dark	45.500	88	31Eta CMa	2.4480	20000.	91	44831	No
9	GOM_NL__2PRFIN20100927_011237_000000422093_00189_44832_1576.N1	27-SEP-2010 01:12:37	Dark	42.000	161	Tau Pup	2.9310	4500.0	84	44832	No
10	GOM_NL__2PRFIN20100927_011530_000000552093_00189_44832_1577.N1	27-SEP-2010 01:15:30	Dark	55.000	108	Alp Col	2.6520	15200.	110	44832	No
11	GOM_NL__2PRFIN20100927_012622_000000512093_00189_44832_1578.N1	27-SEP-2010 01:26:22	Straylight	50.500	157	The1Eri	2.9060	9300.0	101	44832	No
12	GOM_NL__2PRFIN20100927_013743_000000502093_00189_44832_1579.N1	27-SEP-2010 01:37:43	Tw_i_and_stray	50.000	52	16Bet Cet	2.0370	4500.0	100	44832	No
13	GOM_NL__2PRFIN20100927_014834_000000432093_00189_44832_1580.N1	27-SEP-2010 01:48:34	Bright	42.500	140	88Gam Peg	2.8340	26000.	85	44832	No
14	GOM_NL__2PRFIN20100927_015249_000000422093_00189_44832_1581.N1	27-SEP-2010 01:52:49	Bright	42.000	58	21Alp And	2.0730	11000.	84	44832	No
15	GOM_NL__2PRFIN20100927_015700_000000292093_00189_44832_1582.N1	27-SEP-2010 01:57:00	Tw_i_and_stray	29.000	53	43Bet And	2.0480	3300.0	58	44832	No
16	GOM_NL__2PRFIN20100927_020122_000000372093_00189_44832_1583.N1	27-SEP-2010 02:01:22	Bright	37.000	74	11Bet Cas	2.2680	6600.0	74	44832	No
17	GOM_NL__2PRFIN20100927_020250_000000412093_00189_44832_1584.N1	27-SEP-2010 02:02:50	Bright	40.500	76	27Gam Cas	2.3000	30000.	81	44832	No
18	GOM_NL__2PRFIN20100927_022820_000000712093_00189_44832_1585.N1	27-SEP-2010 02:28:20	Bright	71.000	17	78Bet Gem	1.1610	4500.0	142	44832	No
19	GOM_NL__2PRFIN20100927_023701_000000632093_00189_44832_1586.N1	27-SEP-2010 02:37:01	Dark	62.500	8	10Alp CMi	0.40000	6500.0	125	44832	No
20	GOM_NL__2PRFIN20100927_024415_000000442093_00189_44832_1587.N1	27-SEP-2010 02:44:15	Dark	44.000	132	15Rho Pup	2.8030	6900.0	88	44832	No
21	GOM_NL__2PRFIN20100927_024737_000000512093_00189_44832_1588.N1	27-SEP-2010 02:47:37	Dark	50.500	88	31Eta CMa	2.4480	20000.	101	44832	No
22	GOM_NL__2PRFIN20100927_024910_000000532093_00189_44832_1589.N1	27-SEP-2010 02:49:10	Dark	53.000	23	21Eps CMa	1.5020	26000.	106	44832	No
23	GOM_NL__2PRFIN20100927_025313_000000422093_00190_44833_1610.N1	27-SEP-2010 02:53:13	Dark	41.500	161	Tau Pup	2.9310	4500.0	83	44833	No
24	GOM_NL__2PRFIN20100927_025607_000000572093_00190_44833_1611.N1	27-SEP-2010 02:56:07	Dark	56.500	108	Alp Col	2.6520	15200.	113	44833	No
25	GOM_NL__2PRFIN20100927_030659_000000522093_00190_44833_1612.N1	27-SEP-2010 03:06:59	Straylight	51.500	157	The1Eri	2.9060	9300.0	103	44833	No
26	GOM_NL__2PRFIN20100927_031819_000000542093_00190_44833_1613.N1	27-SEP-2010 03:18:19	Tw_i_and_stray	53.500	52	16Bet Cet	2.0370	4500.0	107	44833	No
27	GOM_NL__2PRFIN20100927_032910_000000422093_00190_44833_1614.N1	27-SEP-2010 03:29:10	Bright	42.000	140	88Gam Peg	2.8340	26000.	84	44833	No
28	GOM_NL__2PRFIN20100927_033324_000000432093_00190_44833_1615.N1	27-SEP-2010 03:33:24	Bright	42.500	58	21Alp And	2.0730	11000.	85	44833	No
29	GOM_NL__2PRFIN20100927_033735_000000292093_00190_44833_1616.N1	27-SEP-2010 03:37:35	Tw_i_and_stray	28.500	53	43Bet And	2.0480	3300.0	57	44833	No
30	GOM_NL__2PRFIN20100927_034158_000000402093_00190_44833_1617.N1	27-SEP-2010 03:41:58	Bright	39.500	74	11Bet Cas	2.2680	6600.0	79	44833	No
31	GOM_NL__2PRFIN20100927_034326_000000422093_00190_44833_1618.N1	27-SEP-2010 03:43:26	Bright	41.500	76	27Gam Cas	2.3000	30000.	83	44833	No
32	GOM_NL__2PRFIN20100927_040856_000000542093_00190_44833_1619.N1	27-SEP-2010 04:08:56	Bright	53.500	17	78Bet Gem	1.1610	4500.0	107	44833	No
33	GOM_NL__2PRFIN20100927_041738_000000672093_00190_44833_1620.N1	27-SEP-2010 04:17:38	Dark	67.000	8	10Alp CMi	0.40000	6500.0	134	44833	No
34	GOM_NL__2PRFIN20100927_042451_000000442093_00190_44833_1621.N1	27-SEP-2010 04:24:51	Dark	44.000	132	15Rho Pup	2.8030	6900.0	88	44833	No
35	GOM_NL__2PRFIN20100927_042814_000000472093_00190_44833_1622.N1	27-SEP-2010 04:28:14	Dark	47.000	88	31Eta CMa	2.4480	20000.	94	44833	No
36	GOM_NL__2PRFIN20100927_042947_000000512093_00190_44833_1623.N1	27-SEP-2010 04:29:47	Dark	51.000	23	21Eps CMa	1.5020	26000.	102	44833	No
37	GOM_NL__2PRFIN20100927_043350_000000522093_00191_44834_1646.N1	27-SEP-2010 04:33:50	Dark	51.500	161	Tau Pup	2.9310	4500.0	103	44834	No
38	GOM_NL__2PRFIN20100927_044736_000000532093_00191_44834_1647.N1	27-SEP-2010 04:47:36	Straylight	52.500	157	The1Eri	2.9060	9300.0	105	44834	No
39	GOM_NL__2PRFIN20100927_045855_000000562093_00191_44834_1648.N1	27-SEP-2010 04:58:55	Tw_i_and_stray	55.500	52	16Bet Cet	2.0370	4500.0	111	44834	No
40	GOM_NL__2PRFIN20100927_050946_000000432093_00191_44834_1649.N1	27-SEP-2010 05:09:46	Bright	42.500	140	88Gam Peg	2.8340	26000.	85	44834	No
41	GOM_NL__2PRFIN20100927_051400_000000422093_00191_44834_1650.N1	27-SEP-2010 05:14:00	Bright	41.500	58	21Alp And	2.0730	11000.	83	44834	No
42	GOM_NL__2PRFIN20100927_051810_000000352093_00191_44834_1651.N1	27-SEP-2010 05:18:10	Tw_i_and_stray	35.000	53	43Bet And	2.0480	3300.0	70	44834	No

43	GOM_NL__2PRFIN20100927_052233_000000382093_00191_44834_1652.N1	27-SEP-2010 05:22:33	Bright	38.000	74	11Bet Cas	2.2680	6600.0	76	44834	No
44	GOM_NL__2PRFIN20100927_052401_000000402093_00191_44834_1653.N1	27-SEP-2010 05:24:01	Bright	40.000	76	27Gam Cas	2.3000	30000.	80	44834	No
45	GOM_NL__2PRFIN20100927_054932_000000582093_00191_44834_1654.N1	27-SEP-2010 05:49:32	Bright	58.000	17	78Bet Gem	1.1610	4500.0	116	44834	No
46	GOM_NL__2PRFIN20100927_055815_000000652093_00191_44834_1655.N1	27-SEP-2010 05:58:15	Dark	65.000	8	10Alp CMi	0.40000	6500.0	130	44834	No
47	GOM_NL__2PRFIN20100927_060528_000000442093_00191_44834_1656.N1	27-SEP-2010 06:05:28	Dark	44.000	132	15Rho Pup	2.8030	6900.0	88	44834	No
48	GOM_NL__2PRFIN20100927_060851_000000492093_00191_44834_1657.N1	27-SEP-2010 06:08:51	Dark	48.500	88	31Eta CMa	2.4480	20000.	97	44834	No
49	GOM_NL__2PRFIN20100927_061024_000000522093_00191_44834_1658.N1	27-SEP-2010 06:10:24	Dark	52.000	23	21Eps CMa	1.5020	26000.	104	44834	No
50	GOM_NL__2PRFIN20100927_061426_000000492093_00192_44835_1674.N1	27-SEP-2010 06:14:26	Dark	48.500	161	Tau Pup	2.9310	4500.0	97	44835	No
51	GOM_NL__2PRFIN20100927_062813_000000492093_00192_44835_1675.N1	27-SEP-2010 06:28:13	Straylight	49.000	157	The1Eri	2.9060	9300.0	98	44835	No
52	GOM_NL__2PRFIN20100927_063931_000000532093_00192_44835_1676.N1	27-SEP-2010 06:39:31	Tw_i_and_stray	52.500	52	16Bet Cet	2.0370	4500.0	105	44835	No
53	GOM_NL__2PRFIN20100927_065021_000000422093_00192_44835_1677.N1	27-SEP-2010 06:50:21	Bright	41.500	140	88Gam Peg	2.8340	26000.	83	44835	No
54	GOM_NL__2PRFIN20100927_065435_000000422093_00192_44835_1678.N1	27-SEP-2010 06:54:35	Bright	42.000	58	21Alp And	2.0730	11000.	84	44835	No
55	GOM_NL__2PRFIN20100927_065845_000000352093_00192_44835_1679.N1	27-SEP-2010 06:58:45	Tw_i_and_stray	35.000	53	43Bet And	2.0480	3300.0	70	44835	No
56	GOM_NL__2PRFIN20100927_070309_000000402093_00192_44835_1680.N1	27-SEP-2010 07:03:09	Bright	40.000	74	11Bet Cas	2.2680	6600.0	80	44835	No
57	GOM_NL__2PRFIN20100927_070437_000000412093_00192_44835_1681.N1	27-SEP-2010 07:04:37	Bright	41.000	76	27Gam Cas	2.3000	30000.	82	44835	No
58	GOM_NL__2PRFIN20100927_073008_000000542093_00192_44835_1682.N1	27-SEP-2010 07:30:08	Bright	54.000	17	78Bet Gem	1.1610	4500.0	108	44835	No
59	GOM_NL__2PRFIN20100927_073852_000000722093_00192_44835_1683.N1	27-SEP-2010 07:38:52	Dark	71.500	8	10Alp CMi	0.40000	6500.0	143	44835	No
60	GOM_NL__2PRFIN20100927_074605_000000422093_00192_44835_1684.N1	27-SEP-2010 07:46:05	Dark	42.000	132	15Rho Pup	2.8030	6900.0	84	44835	No
61	GOM_NL__2PRFIN20100927_074928_000000492093_00192_44835_1685.N1	27-SEP-2010 07:49:28	Dark	49.000	88	31Eta CMa	2.4480	20000.	98	44835	No
62	GOM_NL__2PRFIN20100927_075101_000000562093_00192_44835_1686.N1	27-SEP-2010 07:51:01	Dark	56.000	23	21Eps CMa	1.5020	26000.	112	44835	No
63	GOM_NL__2PRFIN20100927_075503_000000422093_00193_44836_1720.N1	27-SEP-2010 07:55:03	Dark	41.500	161	Tau Pup	2.9310	4500.0	83	44836	No
64	GOM_NL__2PRFIN20100927_075759_000000572093_00193_44836_1721.N1	27-SEP-2010 07:57:59	Dark	56.500	108	Alp Col	2.6520	15200.	113	44836	No
65	GOM_NL__2PRFIN20100927_080849_000000522093_00193_44836_1722.N1	27-SEP-2010 08:08:49	Straylight	52.000	157	The1Eri	2.9060	9300.0	104	44836	No
66	GOM_NL__2PRFIN20100927_082007_000000512093_00193_44836_1723.N1	27-SEP-2010 08:20:07	Tw_i_and_stray	51.000	52	16Bet Cet	2.0370	4500.0	102	44836	No
67	GOM_NL__2PRFIN20100927_083057_000000422093_00193_44836_1724.N1	27-SEP-2010 08:30:57	Bright	41.500	140	88Gam Peg	2.8340	26000.	83	44836	No
68	GOM_NL__2PRFIN20100927_083511_000000402093_00193_44836_1725.N1	27-SEP-2010 08:35:11	Bright	40.000	58	21Alp And	2.0730	11000.	80	44836	No
69	GOM_NL__2PRFIN20100927_083920_000000412093_00193_44836_1726.N1	27-SEP-2010 08:39:20	Bright	41.000	53	43Bet And	2.0480	3300.0	82	44836	No
70	GOM_NL__2PRFIN20100927_084345_000000392093_00193_44836_1727.N1	27-SEP-2010 08:43:45	Bright	39.000	74	11Bet Cas	2.2680	6600.0	78	44836	No
71	GOM_NL__2PRFIN20100927_084512_000000412093_00193_44836_1728.N1	27-SEP-2010 08:45:12	Bright	40.500	76	27Gam Cas	2.3000	30000.	81	44836	No
72	GOM_NL__2PRFIN20100927_090922_000000742093_00193_44836_1729.N1	27-SEP-2010 09:09:22	Bright	74.000	24	66Alp Gem	1.5800	10200.	148	44836	No
73	GOM_NL__2PRFIN20100927_091929_000000682093_00193_44836_1730.N1	27-SEP-2010 09:19:29	Dark	67.500	8	10Alp CMi	0.40000	6500.0	135	44836	No
74	GOM_NL__2PRFIN20100927_092641_000000452093_00193_44836_1731.N1	27-SEP-2010 09:26:41	Dark	44.500	132	15Rho Pup	2.8030	6900.0	89	44836	No
75	GOM_NL__2PRFIN20100927_093005_000000492093_00193_44836_1732.N1	27-SEP-2010 09:30:05	Dark	48.500	88	31Eta CMa	2.4480	20000.	97	44836	No
76	GOM_NL__2PRFIN20100927_093138_000000552093_00193_44836_1733.N1	27-SEP-2010 09:31:38	Dark	55.000	23	21Eps CMa	1.5020	26000.	110	44836	No
77	GOM_NL__2PRFIN20100927_093539_000000462093_00194_44837_1785.N1	27-SEP-2010 09:35:39	Dark	45.500	161	Tau Pup	2.9310	4500.0	91	44837	No
78	GOM_NL__2PRFIN20100927_093837_000000562093_00194_44837_1786.N1	27-SEP-2010 09:38:37	Dark	55.500	108	Alp Col	2.6520	15200.	111	44837	No
79	GOM_NL__2PRFIN20100927_094926_000000522093_00194_44837_1787.N1	27-SEP-2010 09:49:26	Straylight	52.000	157	The1Eri	2.9060	9300.0	104	44837	No
80	GOM_NL__2PRFIN20100927_100043_000000542093_00194_44837_1788.N1	27-SEP-2010 10:00:43	Tw_i_and_stray	54.000	52	16Bet Cet	2.0370	4500.0	108	44837	No
81	GOM_NL__2PRFIN20100927_101132_000000422093_00194_44837_1789.N1	27-SEP-2010 10:11:32	Bright	41.500	140	88Gam Peg	2.8340	26000.	83	44837	No
82	GOM_NL__2PRFIN20100927_101546_000000432093_00194_44837_1790.N1	27-SEP-2010 10:15:46	Bright	42.500	58	21Alp And	2.0730	11000.	85	44837	No
83	GOM_NL__2PRFIN20100927_101956_000000412093_00194_44837_1791.N1	27-SEP-2010 10:19:56	Bright	41.000	53	43Bet And	2.0480	3300.0	82	44837	No
84	GOM_NL__2PRFIN20100927_102420_000000412093_00194_44837_1792.N1	27-SEP-2010 10:24:20	Bright	40.500	74	11Bet Cas	2.2680	6600.0	81	44837	No
85	GOM_NL__2PRFIN20100927_102548_000000422093_00194_44837_1793.N1	27-SEP-2010 10:25:48	Bright	42.000	76	27Gam Cas	2.3000	30000.	84	44837	No
86	GOM_NL__2PRFIN20100927_104958_000000542093_00194_44837_1794.N1	27-SEP-2010 10:49:58	Bright	54.000	24	66Alp Gem	1.5800	10200.	108	44837	No
87	GOM_NL__2PRFIN20100927_110005_000000672093_00194_44837_1795.N1	27-SEP-2010 11:00:05	Dark	66.500	8	10Alp CMi	0.40000	6500.0	133	44837	No
88	GOM_NL__2PRFIN20100927_110718_000000432093_00194_44837_1796.N1	27-SEP-2010 11:07:18	Dark	42.500	132	15Rho Pup	2.8030	6900.0	85	44837	No
89	GOM_NL__2PRFIN20100927_111042_000000482093_00194_44837_1797.N1	27-SEP-2010 11:10:42	Dark	47.500	88	31Eta CMa	2.4480	20000.	95	44837	No
90	GOM_NL__2PRFIN20100927_111215_000000522093_00194_44837_1798.N1	27-SEP-2010 11:12:15	Dark	52.000	23	21Eps CMa	1.5020	26000.	104	44837	No
91	GOM_NL__2PRFIN20100927_111616_000000492093_00195_44838_1826.N1	27-SEP-2010 11:16:16	Dark	48.500	161	Tau Pup	2.9310	4500.0	97	44838	No
92	GOM_NL__2PRFIN20100927_111914_000000562093_00195_44838_1827.N1	27-SEP-2010 11:19:14	Dark	55.500	108	Alp Col	2.6520	15200.	111	44838	No
93	GOM_NL__2PRFIN20100927_113003_000000522093_00195_44838_1828.N1	27-SEP-2010 11:30:03	Straylight	51.500	157	The1Eri	2.9060	9300.0	103	44838	No
94	GOM_NL__2PRFIN20100927_114119_000000542093_00195_44838_1829.N1	27-SEP-2010 11:41:19	Tw_i_and_stray	54.000	52	16Bet Cet	2.0370	4500.0	108	44838	No
95	GOM_NL__2PRFIN20100927_115208_000000432093_00195_44838_1830.N1	27-SEP-2010 11:52:08	Bright	42.500	140	88Gam Peg	2.8340	26000.	85	44838	No
96	GOM_NL__2PRFIN20100927_115622_000000422093_00195_44838_1831.N1	27-SEP-2010 11:56:22	Bright	42.000	58	21Alp And	2.0730	11000.	84	44838	No
97	GOM_NL__2PRFIN20100927_120031_000000462093_00195_44838_1832.N1	27-SEP-2010 12:00:31	Bright	46.000	53	43Bet And	2.0480	3300.0	92	44838	No
98	GOM_NL__2PRFIN20100927_120456_000000412093_00195_44838_1833.N1	27-SEP-2010 12:04:56	Bright	40.500	74	11Bet Cas	2.2680	6600.0	81	44838	No
99	GOM_NL__2PRFIN20100927_120623_000000442093_00195_44838_1834.N1	27-SEP-2010 12:06:23	Bright	43.500	76	27Gam Cas	2.3000	30000.	87	44838	No
100	GOM_NL__2PRFIN20100927_123034_000000522093_00195_44838_1835.N1	27-SEP-2010 12:30:34	Bright	51.500	24	66Alp Gem	1.5800	10200.	103	44838	No
101	GOM_NL__2PRFIN20100927_124042_000000632093_00195_44838_1836.N1	27-SEP-2010 12:40:42	Dark	62.500	8	10Alp CMi	0.40000	6500.0	125	44838	No

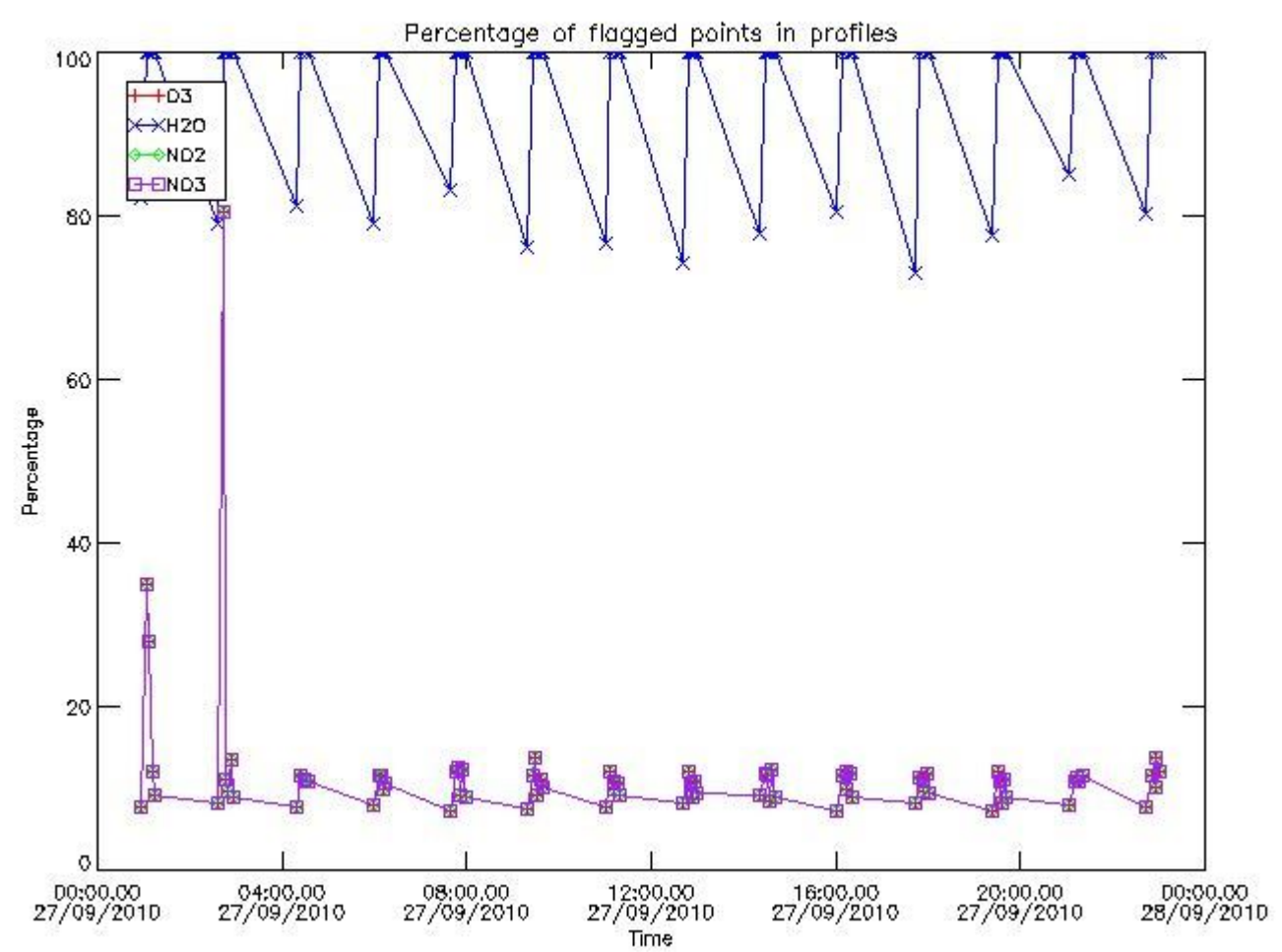
102	GOM_NL__2PRFIN20100927_124755_000000422093_00195_44838_1837.N1	27-SEP-2010 12:47:55	Dark	42.000	132	15Rho Pup	2.8030	6900.0	84	44838	No
103	GOM_NL__2PRFIN20100927_125118_000000482093_00195_44838_1838.N1	27-SEP-2010 12:51:18	Dark	48.000	88	31Eta CMa	2.4480	20000.	96	44838	No
104	GOM_NL__2PRFIN20100927_125252_000000572093_00195_44838_1839.N1	27-SEP-2010 12:52:52	Dark	57.000	23	21Eps CMa	1.5020	26000.	114	44838	No
105	GOM_NL__2PRFIN20100927_125653_000000472093_00196_44839_1863.N1	27-SEP-2010 12:56:53	Dark	46.500	161	Tau Pup	2.9310	4500.0	93	44839	No
106	GOM_NL__2PRFIN20100927_125952_000000592093_00196_44839_1864.N1	27-SEP-2010 12:59:52	Dark	59.000	108	Alp Col	2.6520	15200.	118	44839	No
107	GOM_NL__2PRFIN20100927_131039_000000512093_00196_44839_1865.N1	27-SEP-2010 13:10:39	Straylight	50.500	157	The1Eri	2.9060	9300.0	101	44839	No
108	GOM_NL__2PRFIN20100927_132155_000000542093_00196_44839_1866.N1	27-SEP-2010 13:21:55	Tw_i_and_stray	53.500	52	16Bet Cet	2.0370	4500.0	107	44839	No
109	GOM_NL__2PRFIN20100927_133244_000000422093_00196_44839_1867.N1	27-SEP-2010 13:32:44	Bright	41.500	140	88Gam Peg	2.8340	26000.	83	44839	No
110	GOM_NL__2PRFIN20100927_133657_000000432093_00196_44839_1868.N1	27-SEP-2010 13:36:57	Bright	42.500	58	21Alp And	2.0730	11000.	85	44839	No
111	GOM_NL__2PRFIN20100927_134106_000000462093_00196_44839_1869.N1	27-SEP-2010 13:41:06	Bright	46.000	53	43Bet And	2.0480	3300.0	92	44839	No
112	GOM_NL__2PRFIN20100927_134531_000000422093_00196_44839_1870.N1	27-SEP-2010 13:45:31	Bright	41.500	74	11Bet Cas	2.2680	6600.0	83	44839	No
113	GOM_NL__2PRFIN20100927_134659_000000412093_00196_44839_1871.N1	27-SEP-2010 13:46:59	Bright	40.500	76	27Gam Cas	2.3000	30000.	81	44839	No
114	GOM_NL__2PRFIN20100927_141110_000000542093_00196_44839_1872.N1	27-SEP-2010 14:11:10	Bright	53.500	24	66Alp Gem	1.5800	10200.	107	44839	No
115	GOM_NL__2PRFIN20100927_142119_000000622093_00196_44839_1873.N1	27-SEP-2010 14:21:19	Dark	61.500	8	10Alp CMi	0.40000	6500.0	123	44839	No
116	GOM_NL__2PRFIN20100927_142831_000000432093_00196_44839_1874.N1	27-SEP-2010 14:28:31	Dark	43.000	132	15Rho Pup	2.8030	6900.0	86	44839	No
117	GOM_NL__2PRFIN20100927_143155_000000482093_00196_44839_1875.N1	27-SEP-2010 14:31:55	Dark	48.000	88	31Eta CMa	2.4480	20000.	96	44839	No
118	GOM_NL__2PRFIN20100927_143329_000000612093_00196_44839_1876.N1	27-SEP-2010 14:33:29	Dark	61.000	23	21Eps CMa	1.5020	26000.	122	44839	No
119	GOM_NL__2PRFIN20100927_143729_000000422093_00197_44840_1912.N1	27-SEP-2010 14:37:29	Dark	41.500	161	Tau Pup	2.9310	4500.0	83	44840	No
120	GOM_NL__2PRFIN20100927_144029_000000572093_00197_44840_1913.N1	27-SEP-2010 14:40:29	Dark	57.000	108	Alp Col	2.6520	15200.	114	44840	No
121	GOM_NL__2PRFIN20100927_145116_000000512093_00197_44840_1914.N1	27-SEP-2010 14:51:16	Straylight	50.500	157	The1Eri	2.9060	9300.0	101	44840	No
122	GOM_NL__2PRFIN20100927_150231_000000532093_00197_44840_1915.N1	27-SEP-2010 15:02:31	Tw_i_and_stray	52.500	52	16Bet Cet	2.0370	4500.0	105	44840	No
123	GOM_NL__2PRFIN20100927_151319_000000422093_00197_44840_1916.N1	27-SEP-2010 15:13:19	Bright	41.500	140	88Gam Peg	2.8340	26000.	83	44840	No
124	GOM_NL__2PRFIN20100927_151733_000000402093_00197_44840_1917.N1	27-SEP-2010 15:17:33	Bright	40.000	58	21Alp And	2.0730	11000.	80	44840	No
125	GOM_NL__2PRFIN20100927_152141_000000522093_00197_44840_1918.N1	27-SEP-2010 15:21:41	Bright	52.000	53	43Bet And	2.0480	3300.0	104	44840	No
126	GOM_NL__2PRFIN20100927_152607_000000402093_00197_44840_1919.N1	27-SEP-2010 15:26:07	Bright	40.000	74	11Bet Cas	2.2680	6600.0	80	44840	No
127	GOM_NL__2PRFIN20100927_152734_000000392093_00197_44840_1920.N1	27-SEP-2010 15:27:34	Bright	38.500	76	27Gam Cas	2.3000	30000.	77	44840	No
128	GOM_NL__2PRFIN20100927_155146_000000552093_00197_44840_1921.N1	27-SEP-2010 15:51:46	Bright	54.500	24	66Alp Gem	1.5800	10200.	109	44840	No
129	GOM_NL__2PRFIN20100927_160156_000000702093_00197_44840_1922.N1	27-SEP-2010 16:01:56	Dark	70.000	8	10Alp CMi	0.40000	6500.0	140	44840	No
130	GOM_NL__2PRFIN20100927_160908_000000452093_00197_44840_1923.N1	27-SEP-2010 16:09:08	Dark	44.500	132	15Rho Pup	2.8030	6900.0	89	44840	No
131	GOM_NL__2PRFIN20100927_161232_000000472093_00197_44840_1924.N1	27-SEP-2010 16:12:32	Dark	46.500	88	31Eta CMa	2.4480	20000.	93	44840	No
132	GOM_NL__2PRFIN20100927_161406_000000522093_00197_44840_1925.N1	27-SEP-2010 16:14:06	Dark	52.000	23	21Eps CMa	1.5020	26000.	104	44840	No
133	GOM_NL__2PRFIN20100927_161806_000000432093_00198_44841_1938.N1	27-SEP-2010 16:18:06	Dark	43.000	161	Tau Pup	2.9310	4500.0	86	44841	No
134	GOM_NL__2PRFIN20100927_162106_000000582093_00198_44841_1939.N1	27-SEP-2010 16:21:06	Dark	57.500	108	Alp Col	2.6520	15200.	115	44841	No
135	GOM_NL__2PRFIN20100927_163153_000000502093_00198_44841_1940.N1	27-SEP-2010 16:31:53	Straylight	49.500	157	The1Eri	2.9060	9300.0	99	44841	No
136	GOM_NL__2PRFIN20100927_164307_000000502093_00198_44841_1941.N1	27-SEP-2010 16:43:07	Straylight	49.500	52	16Bet Cet	2.0370	4500.0	99	44841	No
137	GOM_NL__2PRFIN20100927_165355_000000412093_00198_44841_1942.N1	27-SEP-2010 16:53:55	Bright	40.500	140	88Gam Peg	2.8340	26000.	81	44841	No
138	GOM_NL__2PRFIN20100927_165809_000000412093_00198_44841_1943.N1	27-SEP-2010 16:58:09	Bright	41.000	58	21Alp And	2.0730	11000.	82	44841	No
139	GOM_NL__2PRFIN20100927_170216_000000522093_00198_44841_1944.N1	27-SEP-2010 17:02:16	Bright	52.000	53	43Bet And	2.0480	3300.0	104	44841	No
140	GOM_NL__2PRFIN20100927_170642_000000412093_00198_44841_1945.N1	27-SEP-2010 17:06:42	Bright	40.500	74	11Bet Cas	2.2680	6600.0	81	44841	No
141	GOM_NL__2PRFIN20100927_170810_000000412093_00198_44841_1946.N1	27-SEP-2010 17:08:10	Bright	40.500	76	27Gam Cas	2.3000	30000.	81	44841	No
142	GOM_NL__2PRFIN20100927_173222_000000542093_00198_44841_1947.N1	27-SEP-2010 17:32:22	Bright	54.000	24	66Alp Gem	1.5800	10200.	108	44841	No
143	GOM_NL__2PRFIN20100927_174233_000000622093_00198_44841_1948.N1	27-SEP-2010 17:42:33	Dark	61.500	8	10Alp CMi	0.40000	6500.0	123	44841	No
144	GOM_NL__2PRFIN20100927_174944_000000452093_00198_44841_1949.N1	27-SEP-2010 17:49:44	Dark	45.000	132	15Rho Pup	2.8030	6900.0	90	44841	No
145	GOM_NL__2PRFIN20100927_175309_000000522093_00198_44841_1950.N1	27-SEP-2010 17:53:09	Dark	51.500	88	31Eta CMa	2.4480	20000.	103	44841	No
146	GOM_NL__2PRFIN20100927_175443_000000542093_00198_44841_1951.N1	27-SEP-2010 17:54:43	Dark	53.500	23	21Eps CMa	1.5020	26000.	107	44841	No
147	GOM_NL__2PRFIN20100927_175843_000000442093_00199_44842_1963.N1	27-SEP-2010 17:58:43	Dark	43.500	161	Tau Pup	2.9310	4500.0	87	44842	No
148	GOM_NL__2PRFIN20100927_180144_000000552093_00199_44842_1964.N1	27-SEP-2010 18:01:44	Dark	54.500	108	Alp Col	2.6520	15200.	109	44842	No
149	GOM_NL__2PRFIN20100927_181230_000000512093_00199_44842_1965.N1	27-SEP-2010 18:12:30	Straylight	50.500	157	The1Eri	2.9060	9300.0	101	44842	No
150	GOM_NL__2PRFIN20100927_182343_000000512093_00199_44842_1966.N1	27-SEP-2010 18:23:43	Straylight	50.500	52	16Bet Cet	2.0370	4500.0	101	44842	No
151	GOM_NL__2PRFIN20100927_183431_000000422093_00199_44842_1967.N1	27-SEP-2010 18:34:31	Bright	41.500	140	88Gam Peg	2.8340	26000.	83	44842	No
152	GOM_NL__2PRFIN20100927_183844_000000432093_00199_44842_1968.N1	27-SEP-2010 18:38:44	Bright	42.500	58	21Alp And	2.0730	11000.	85	44842	No
153	GOM_NL__2PRFIN20100927_184251_000000512093_00199_44842_1969.N1	27-SEP-2010 18:42:51	Bright	51.000	53	43Bet And	2.0480	3300.0	102	44842	No
154	GOM_NL__2PRFIN20100927_184718_000000412093_00199_44842_1970.N1	27-SEP-2010 18:47:18	Bright	40.500	74	11Bet Cas	2.2680	6600.0	81	44842	No
155	GOM_NL__2PRFIN20100927_184845_000000422093_00199_44842_1971.N1	27-SEP-2010 18:48:45	Bright	42.000	76	27Gam Cas	2.3000	30000.	84	44842	No
156	GOM_NL__2PRFIN20100927_191258_000000532093_00199_44842_1972.N1	27-SEP-2010 19:12:58	Bright	53.000	24	66Alp Gem	1.5800	10200.	106	44842	No
157	GOM_NL__2PRFIN20100927_192309_000000722093_00199_44842_1973.N1	27-SEP-2010 19:23:09	Dark	71.500	8	10Alp CMi	0.40000	6500.0	143	44842	No
158	GOM_NL__2PRFIN20100927_193021_000000432093_00199_44842_1974.N1	27-SEP-2010 19:30:21	Dark	42.500	132	15Rho Pup	2.8030	6900.0	85	44842	No
159	GOM_NL__2PRFIN20100927_193346_000000472093_00199_44842_1975.N1	27-SEP-2010 19:33:46	Dark	47.000	88	31Eta CMa	2.4480	20000.	94	44842	No
160	GOM_NL__2PRFIN20100927_193521_000000622093_00199_44842_1976.N1	27-SEP-2010 19:35:21	Dark	61.500	23	21Eps CMa	1.5020	26000.	123	44842	No

161	GOM_NL__2PRFIN20100927_193920_000000462093_00200_44843_2018.N1	27-SEP-2010 19:39:20	Dark	45.500	161	Tau Pup	2.9310	4500.0	91	44843	No
162	GOM_NL__2PRFIN20100927_194221_000000572093_00200_44843_2019.N1	27-SEP-2010 19:42:21	Dark	56.500	108	Alp Col	2.6520	15200.	113	44843	No
163	GOM_NL__2PRFIN20100927_195307_000000542093_00200_44843_2020.N1	27-SEP-2010 19:53:07	Straylight	53.500	157	The1Eri	2.9060	9300.0	107	44843	No
164	GOM_NL__2PRFIN20100927_200420_000000532093_00200_44843_2021.N1	27-SEP-2010 20:04:20	Twl_and_stray	53.000	52	16Bet Cet	2.0370	4500.0	106	44843	No
165	GOM_NL__2PRFIN20100927_201506_000000432093_00200_44843_2022.N1	27-SEP-2010 20:15:06	Bright	42.500	140	88Gam Peg	2.8340	26000.	85	44843	No
166	GOM_NL__2PRFIN20100927_201920_000000412093_00200_44843_2023.N1	27-SEP-2010 20:19:20	Bright	41.000	58	21Alp And	2.0730	11000.	82	44843	No
167	GOM_NL__2PRFIN20100927_202326_000000532093_00200_44843_2024.N1	27-SEP-2010 20:23:26	Bright	53.000	53	43Bet And	2.0480	3300.0	106	44843	No
168	GOM_NL__2PRFIN20100927_202754_000000382093_00200_44843_2025.N1	27-SEP-2010 20:27:54	Bright	38.000	74	11Bet Cas	2.2680	6600.0	76	44843	No
169	GOM_NL__2PRFIN20100927_202921_000000422093_00200_44843_2026.N1	27-SEP-2010 20:29:21	Bright	41.500	76	27Gam Cas	2.3000	30000.	83	44843	No
170	GOM_NL__2PRFIN20100927_205334_000000542093_00200_44843_2027.N1	27-SEP-2010 20:53:34	Bright	53.500	24	66Alp Gem	1.5800	10200.	107	44843	No
171	GOM_NL__2PRFIN20100927_210346_000000642093_00200_44843_2028.N1	27-SEP-2010 21:03:46	Dark	64.000	8	10Alp CMi	0.40000	6500.0	128	44843	No
172	GOM_NL__2PRFIN20100927_211058_000000482093_00200_44843_2029.N1	27-SEP-2010 21:10:58	Dark	47.500	132	15Rho Pup	2.8030	6900.0	95	44843	No
173	GOM_NL__2PRFIN20100927_211423_000000452093_00200_44843_2030.N1	27-SEP-2010 21:14:23	Dark	45.000	88	31Eta CMa	2.4480	20000.	90	44843	No
174	GOM_NL__2PRFIN20100927_211558_000000522093_00200_44843_2031.N1	27-SEP-2010 21:15:58	Dark	52.000	23	21Eps CMa	1.5020	26000.	104	44843	No
175	GOM_NL__2PRFIN20100927_211956_000000442093_00201_44844_2033.N1	27-SEP-2010 21:19:56	Dark	44.000	161	Tau Pup	2.9310	4500.0	88	44844	No
176	GOM_NL__2PRFIN20100927_213343_000000512093_00201_44844_2034.N1	27-SEP-2010 21:33:43	Straylight	50.500	157	The1Eri	2.9060	9300.0	101	44844	No
177	GOM_NL__2PRFIN20100927_214455_000000522093_00201_44844_2035.N1	27-SEP-2010 21:44:55	Straylight	51.500	52	16Bet Cet	2.0370	4500.0	103	44844	No
178	GOM_NL__2PRFIN20100927_215542_000000422093_00201_44844_2036.N1	27-SEP-2010 21:55:42	Bright	42.000	140	88Gam Peg	2.8340	26000.	84	44844	No
179	GOM_NL__2PRFIN20100927_215955_000000422093_00201_44844_2037.N1	27-SEP-2010 21:59:55	Bright	42.000	58	21Alp And	2.0730	11000.	84	44844	No
180	GOM_NL__2PRFIN20100927_220401_000000502093_00201_44844_2038.N1	27-SEP-2010 22:04:01	Bright	49.500	53	43Bet And	2.0480	3300.0	99	44844	No
181	GOM_NL__2PRFIN20100927_220829_000000392093_00201_44844_2039.N1	27-SEP-2010 22:08:29	Bright	38.500	74	11Bet Cas	2.2680	6600.0	77	44844	No
182	GOM_NL__2PRFIN20100927_220956_000000422093_00201_44844_2040.N1	27-SEP-2010 22:09:56	Bright	41.500	76	27Gam Cas	2.3000	30000.	83	44844	No
183	GOM_NL__2PRFIN20100927_223410_000000742093_00201_44844_2041.N1	27-SEP-2010 22:34:10	Bright	74.000	24	66Alp Gem	1.5800	10200.	148	44844	No
184	GOM_NL__2PRFIN20100927_224423_000000732093_00201_44844_2042.N1	27-SEP-2010 22:44:23	Dark	73.000	8	10Alp CMi	0.40000	6500.0	146	44844	No
185	GOM_NL__2PRFIN20100927_225134_000000442093_00201_44844_2043.N1	27-SEP-2010 22:51:34	Dark	44.000	132	15Rho Pup	2.8030	6900.0	88	44844	No
186	GOM_NL__2PRFIN20100927_225500_000000512093_00201_44844_2044.N1	27-SEP-2010 22:55:00	Dark	50.500	88	31Eta CMa	2.4480	20000.	101	44844	No
187	GOM_NL__2PRFIN20100927_225635_000000522093_00201_44844_2045.N1	27-SEP-2010 22:56:35	Dark	51.500	23	21Eps CMa	1.5020	26000.	103	44844	No
188	GOM_NL__2PRFIN20100927_230033_000000422093_00202_44845_2064.N1	27-SEP-2010 23:00:33	Dark	42.000	161	Tau Pup	2.9310	4500.0	84	44845	No
189	GOM_NL__2PRFIN20100927_231420_000000522093_00202_44845_2065.N1	27-SEP-2010 23:14:20	Straylight	52.000	157	The1Eri	2.9060	9300.0	104	44845	No
190	GOM_NL__2PRFIN20100927_232532_000000522093_00202_44845_2066.N1	27-SEP-2010 23:25:32	Straylight	51.500	52	16Bet Cet	2.0370	4500.0	103	44845	No
191	GOM_NL__2PRFIN20100927_233617_000000412093_00202_44845_2067.N1	27-SEP-2010 23:36:17	Bright	41.000	140	88Gam Peg	2.8340	26000.	82	44845	No
192	GOM_NL__2PRFIN20100927_234031_000000432093_00202_44845_2068.N1	27-SEP-2010 23:40:31	Bright	43.000	58	21Alp And	2.0730	11000.	86	44845	No
193	GOM_NL__2PRFIN20100927_234436_000000482093_00202_44845_2069.N1	27-SEP-2010 23:44:36	Bright	47.500	53	43Bet And	2.0480	3300.0	95	44845	No
194	GOM_NL__2PRFIN20100927_234904_000000412093_00202_44845_2070.N1	27-SEP-2010 23:49:04	Bright	40.500	74	11Bet Cas	2.2680	6600.0	81	44845	No
195	GOM_NL__2PRFIN20100927_235032_000000422093_00202_44845_2071.N1	27-SEP-2010 23:50:32	Bright	42.000	76	27Gam Cas	2.3000	30000.	84	44845	No

3. Quality information per product

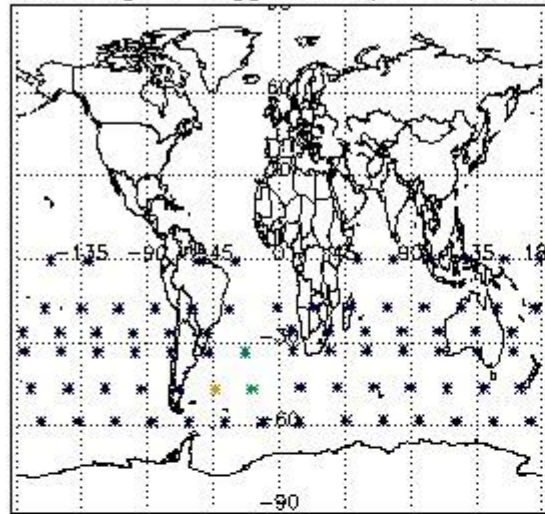
In this section it is plotted some information contained in the Quality Summary data set of the level 2 products. Only products in dark limb conditions and without errors (error flag in the MPH set to "0") are used.

3.1 Plot quality information per product (time dependant)

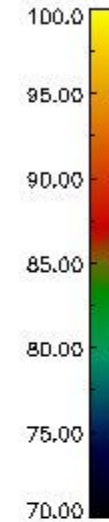
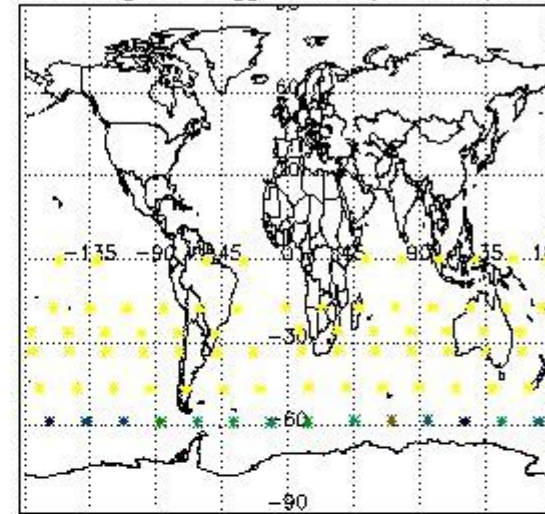


3.2 Plot quality information per product (world map)

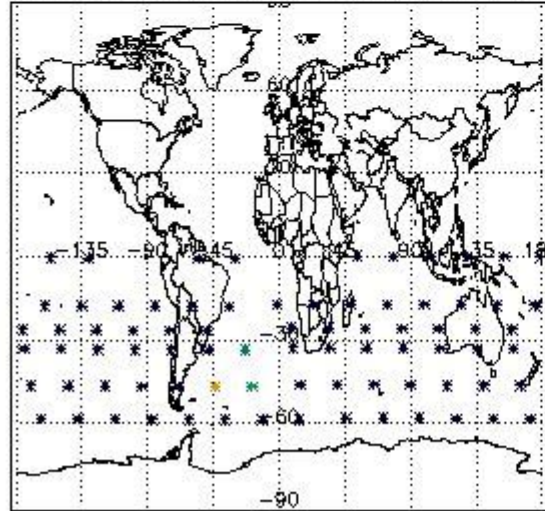
Percentage of flagged data per O3 profile



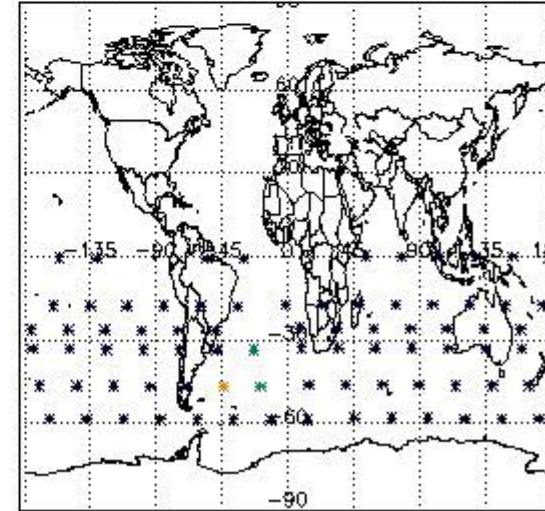
Percentage of flagged data per H2O profile



Percentage of flagged data per NO2 profile



Percentage of flagged data per NO3 profile

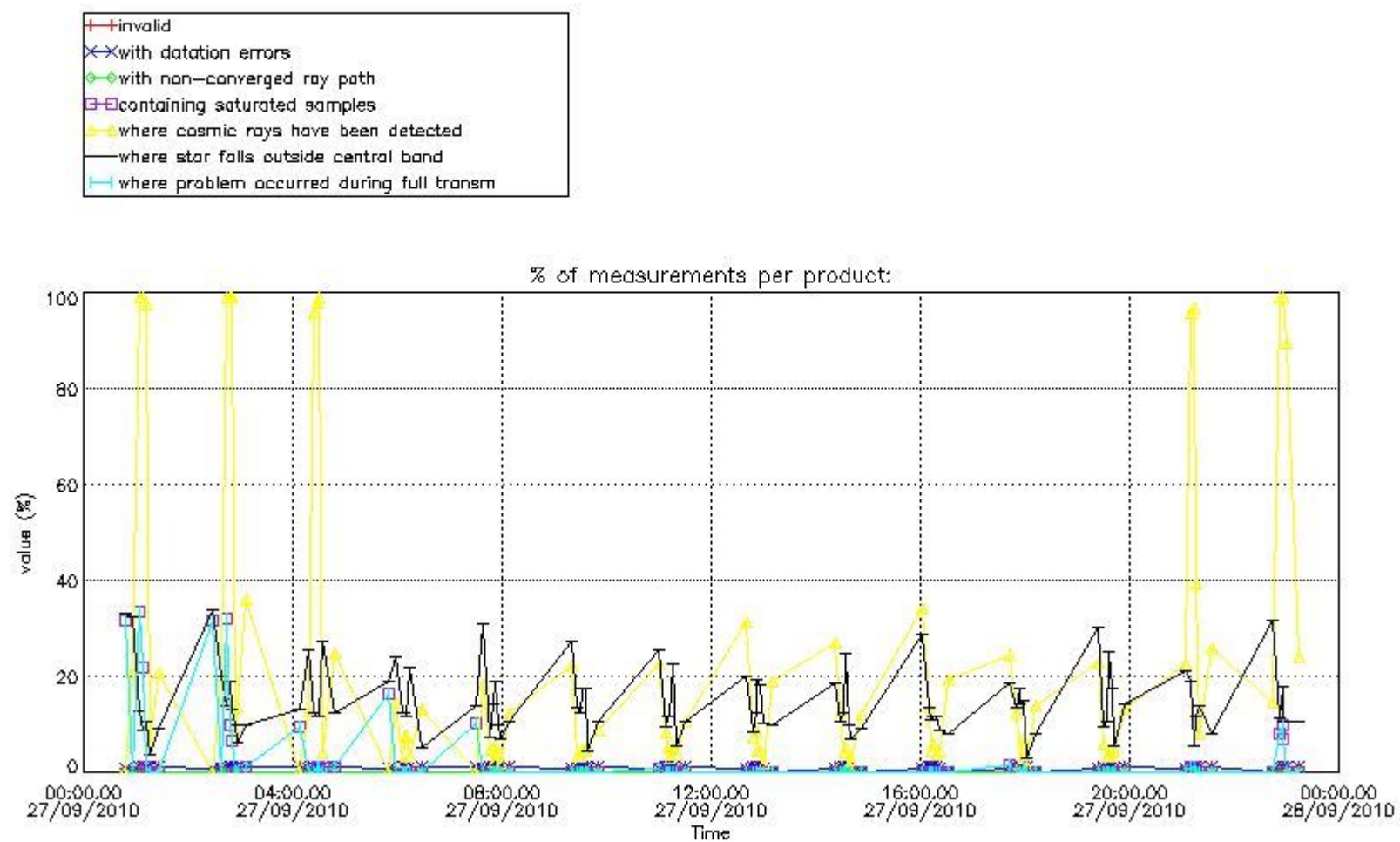


4. Level 1 quality information per product

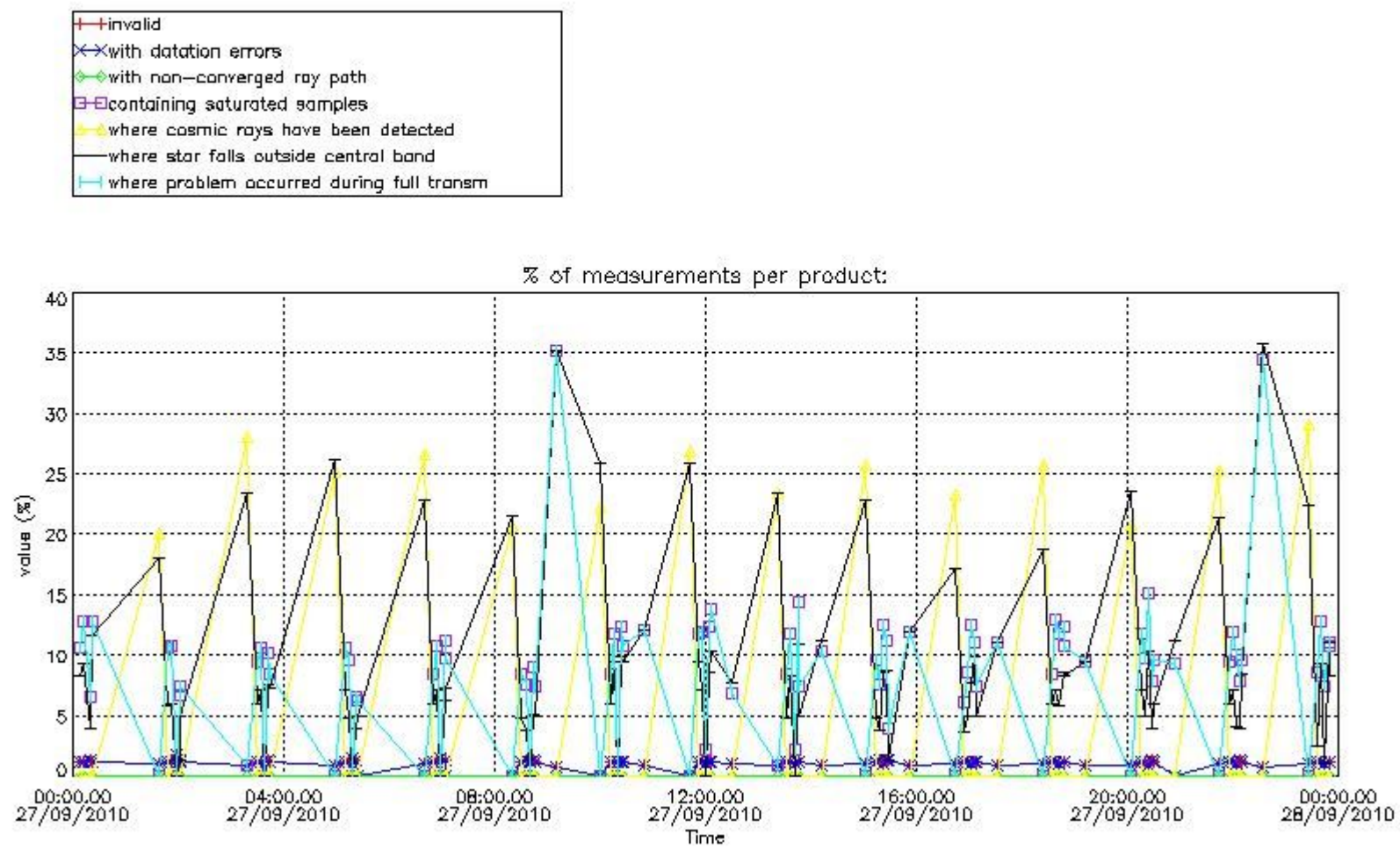
In this section it is plotted some information contained in the Quality Summary data set of the level 2 products that comes from the level 1b processing. Products without errors (error flag in the MPH set to "0") are used.

4.1 Plot quality information per product (time dependant) coming from level 1b processing

4.1.1 Plot level 1 quality information per product (time dependant): ENVISAT ASCENDING passes



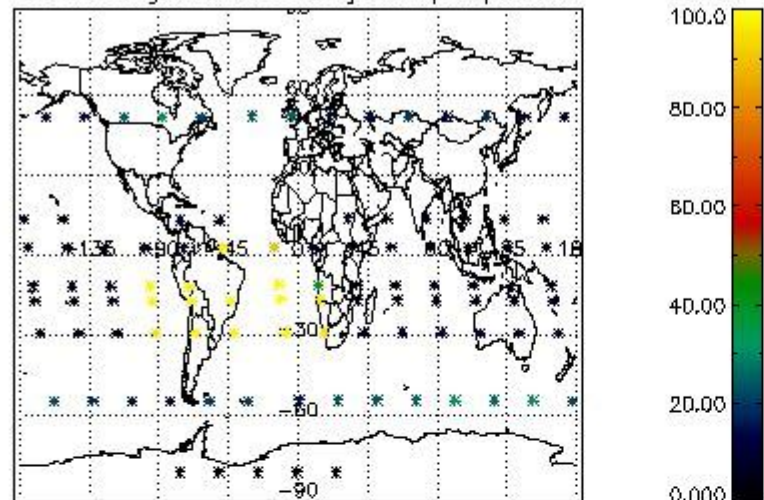
4.1.2 Plot level 1 quality information per product (time dependant): ENVI SAT DESCENDING passes



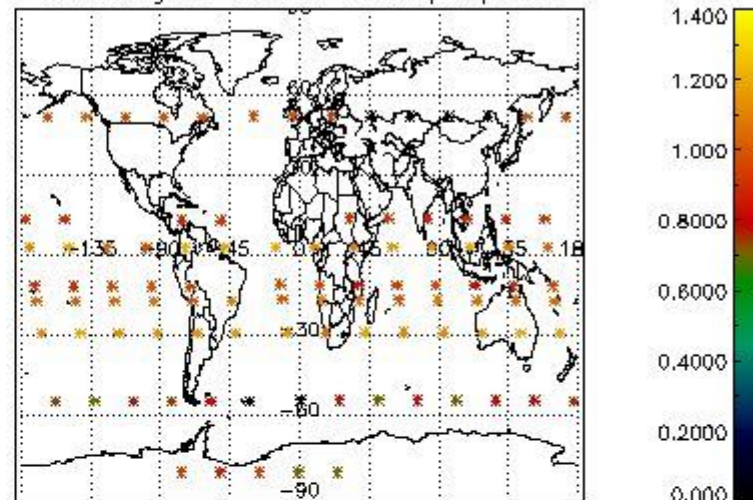
4.2 Plot quality information per product coming from level 1b processing (world map)

4.2.1 Plot level 1 quality information per product (world map): ENVISAT ASCENDING passes

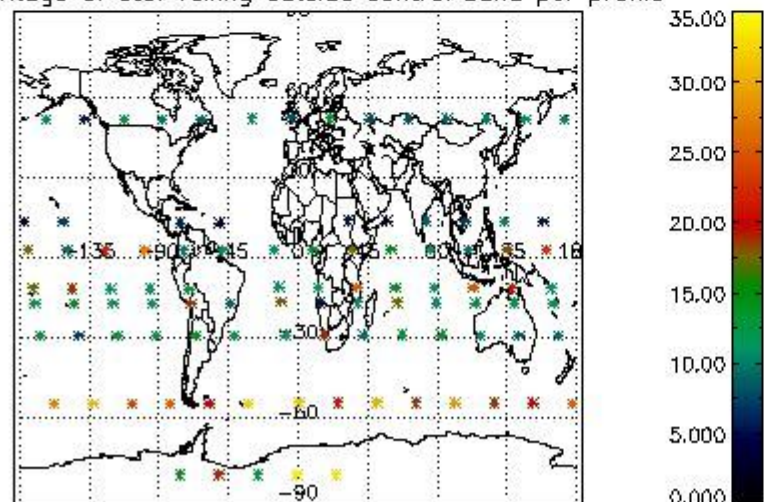
Percentage of cosmic ray hits per profile



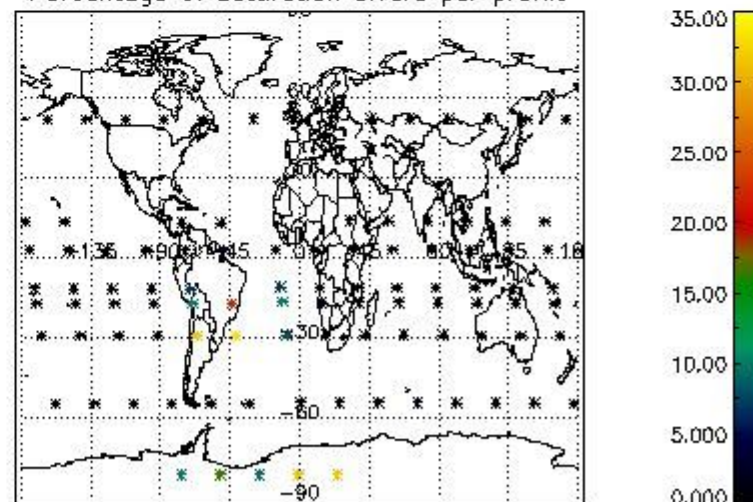
Percentage of datation errors per profile



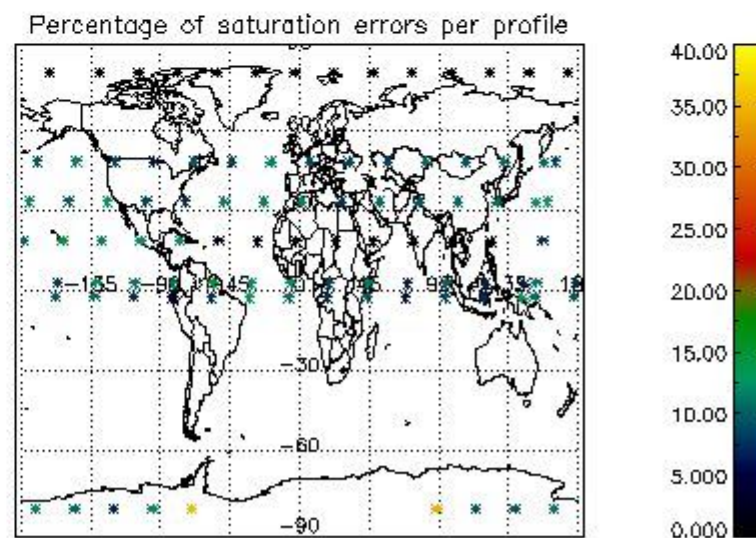
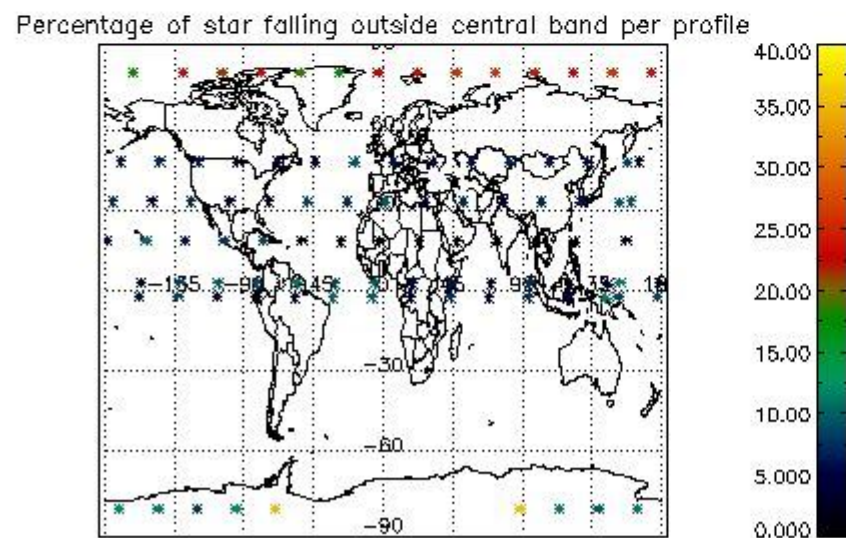
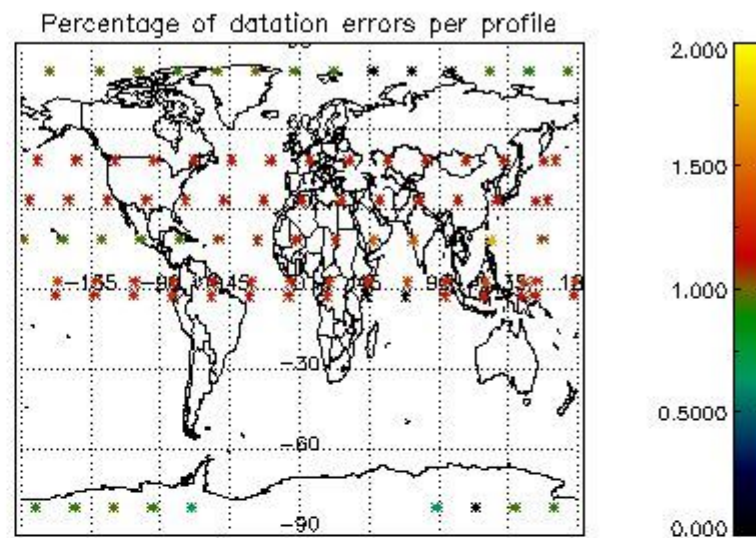
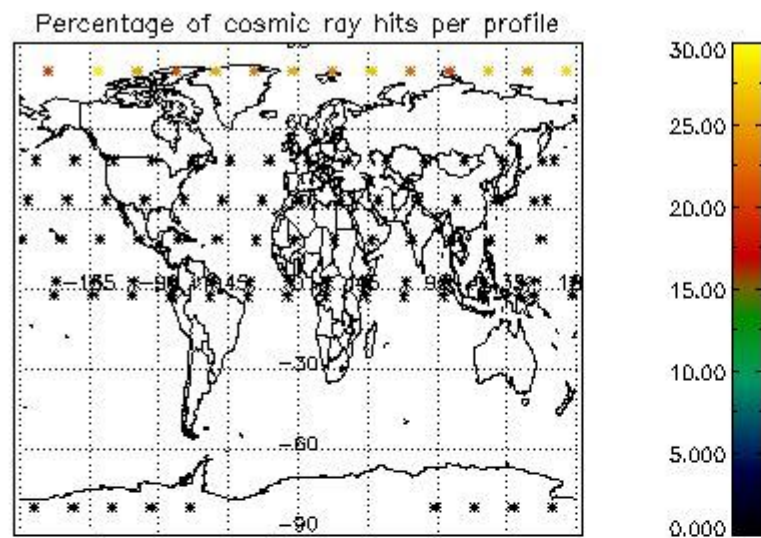
Percentage of star falling outside central band per profile



Percentage of saturation errors per profile



4.2.2 Plot level 1 quality information per product (world map): ENVISAT DESCENDING passes



5. Trace gas profiles

5.1 Ozone statistics based on quality of products

The final quality of the products can be "measured" using the STD (Standard Deviation) attached to every point profile. This information is written to the parameter GOM_NL__2P/NL_LOCAL_SPECIES_DENSITY/o3_std of the level 2 products. The table below shows the statistics for given STD ranges.

The statistics are given with respect to the overall valid production:

- Products without fatal errors: GOM_NL__2P/MPH/PRODUCT_ERR=0
- Valid point profile: GOM_NL__2P/NL_LOCAL_SPECIES_DENSITY/pcd(0)=0

The 'Criteria' is applied to valid points of dark limb products:

- Products in dark limb illumination condition: GOM_NL__2P/NL_SUMMARY_QUALITY/obs_ill_cond=0
- Products without fatal errors: GOM_NL__2P/MPH/PRODUCT_ERR=0
- Valid point profile: GOM_NL__2P/NL_LOCAL_SPECIES_DENSITY/pcd(0)=0

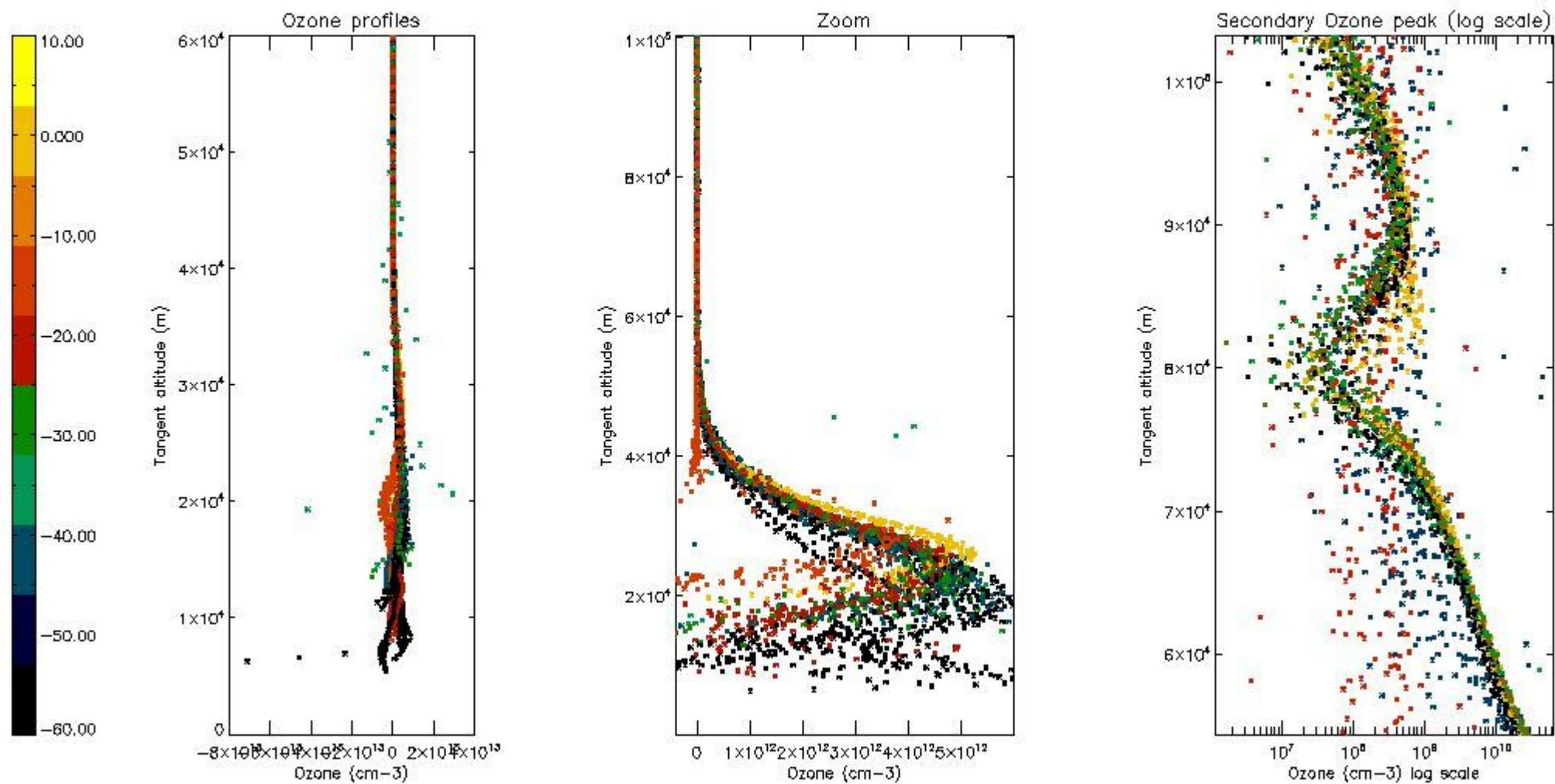
So, the table below shows the percentage of dark limb and valid observations for each criteria with respect to the overall valid daily observations.

Criteria	% of total production
All STD	44
STD < 20	24

STD < 10	18
STD < 5	14

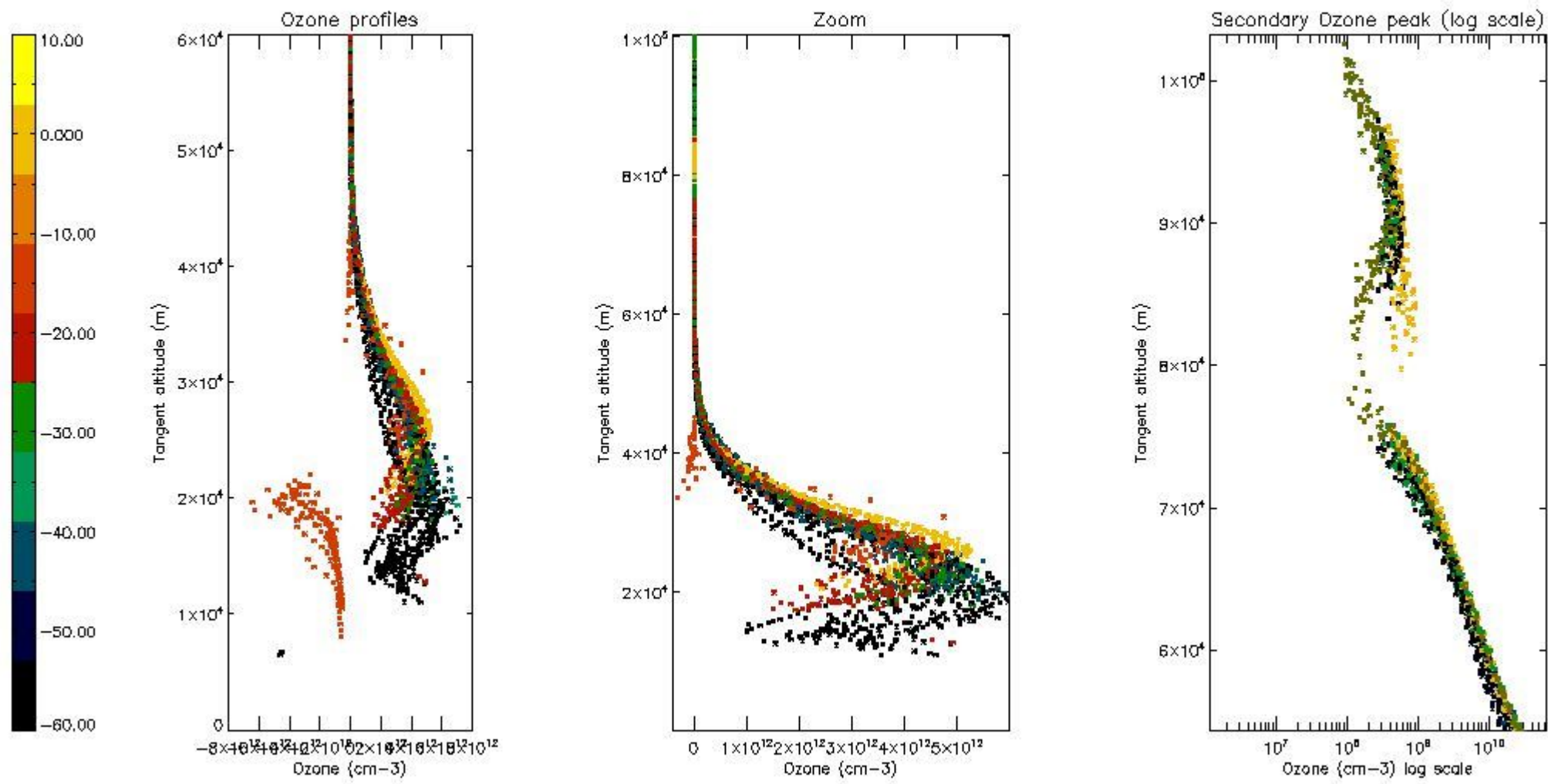
5.2 Plot ozone profiles for all STD (dark without errors)

The colorbar represents the latitude.



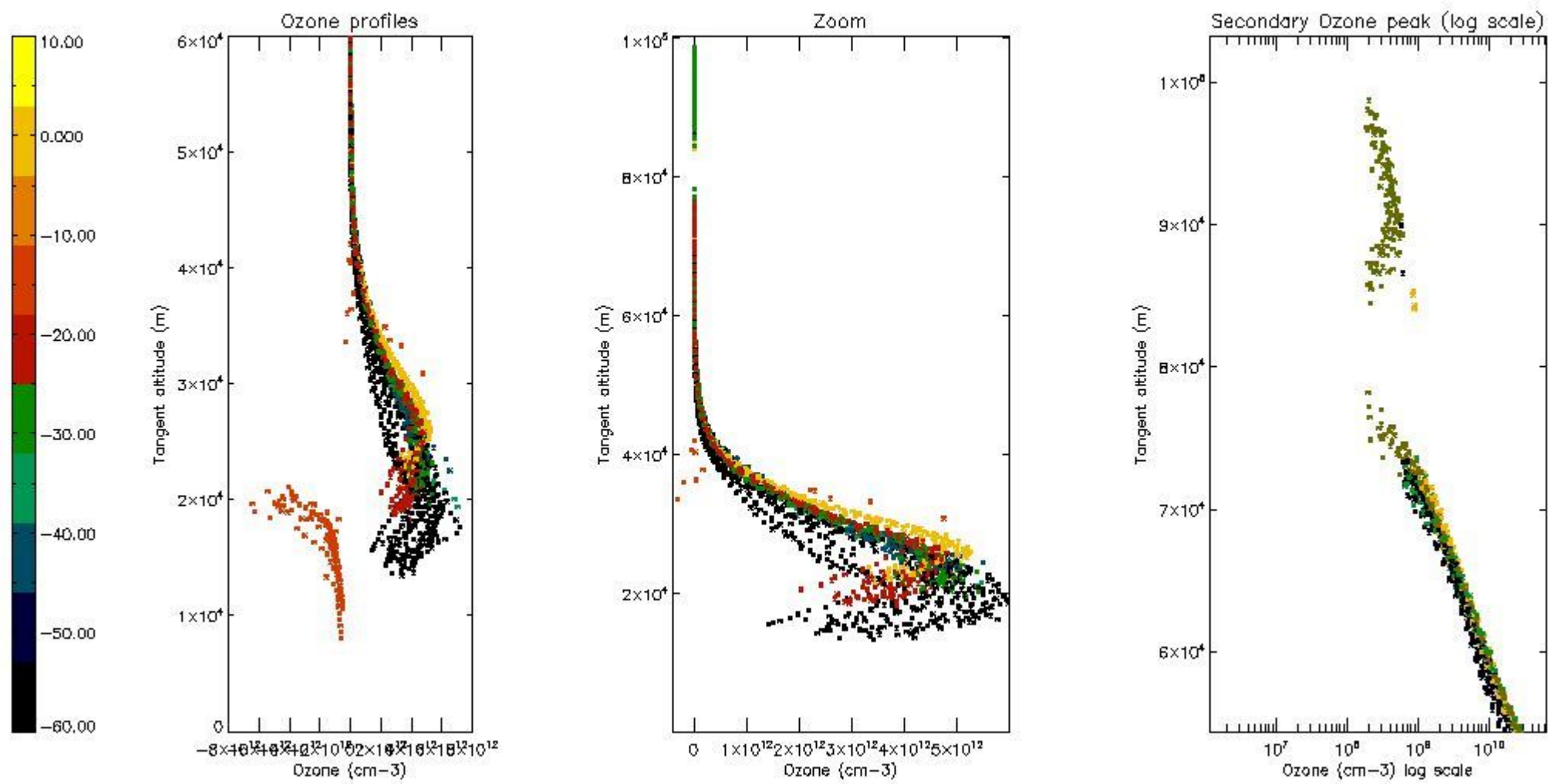
5.3 Plot ozone profiles where STD < 20% (dark without errors)

The colorbar represents the latitude.



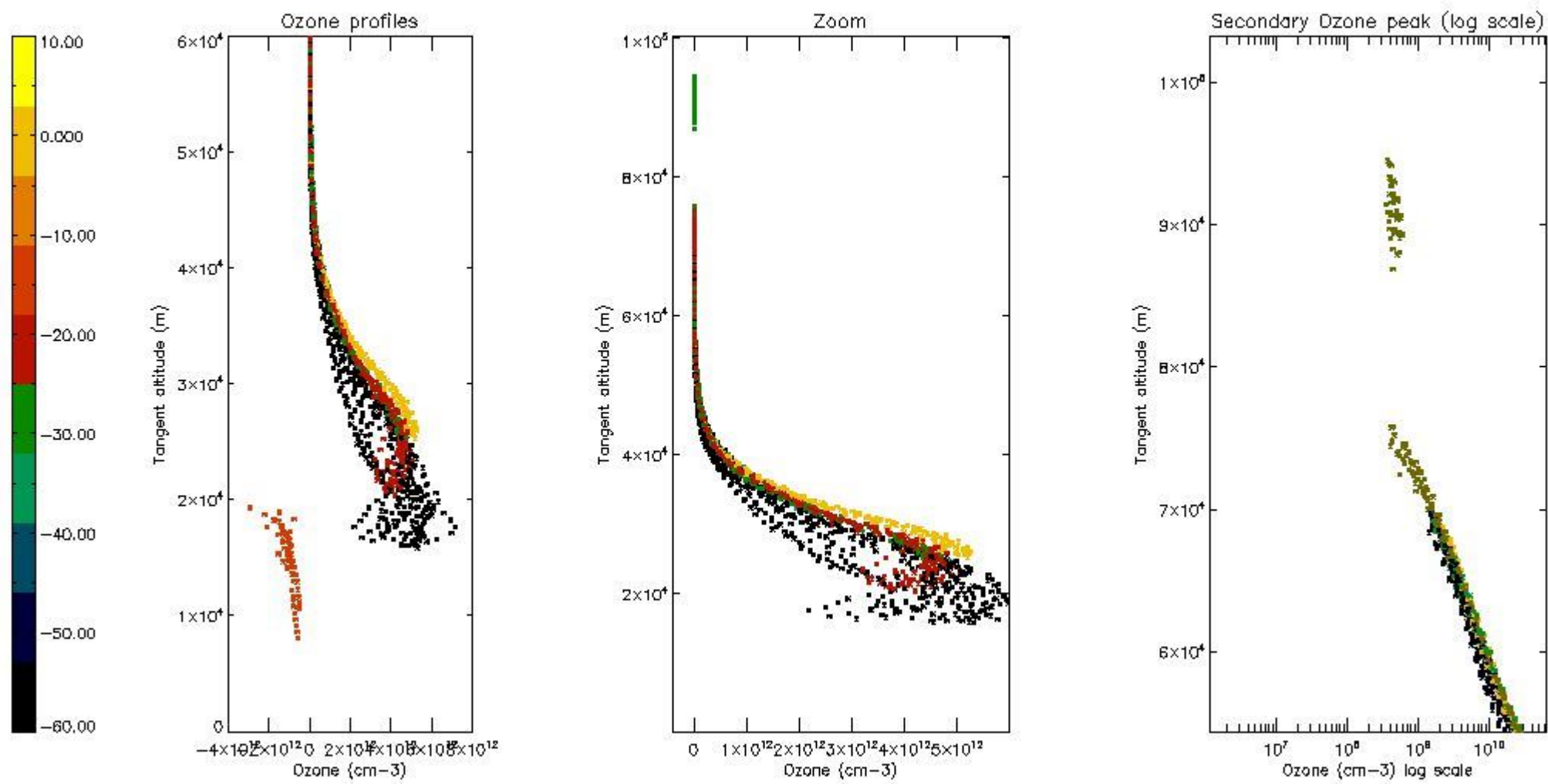
5.4 Plot ozone profiles where STD < 10% (dark without errors)

The colorbar represents the latitude.



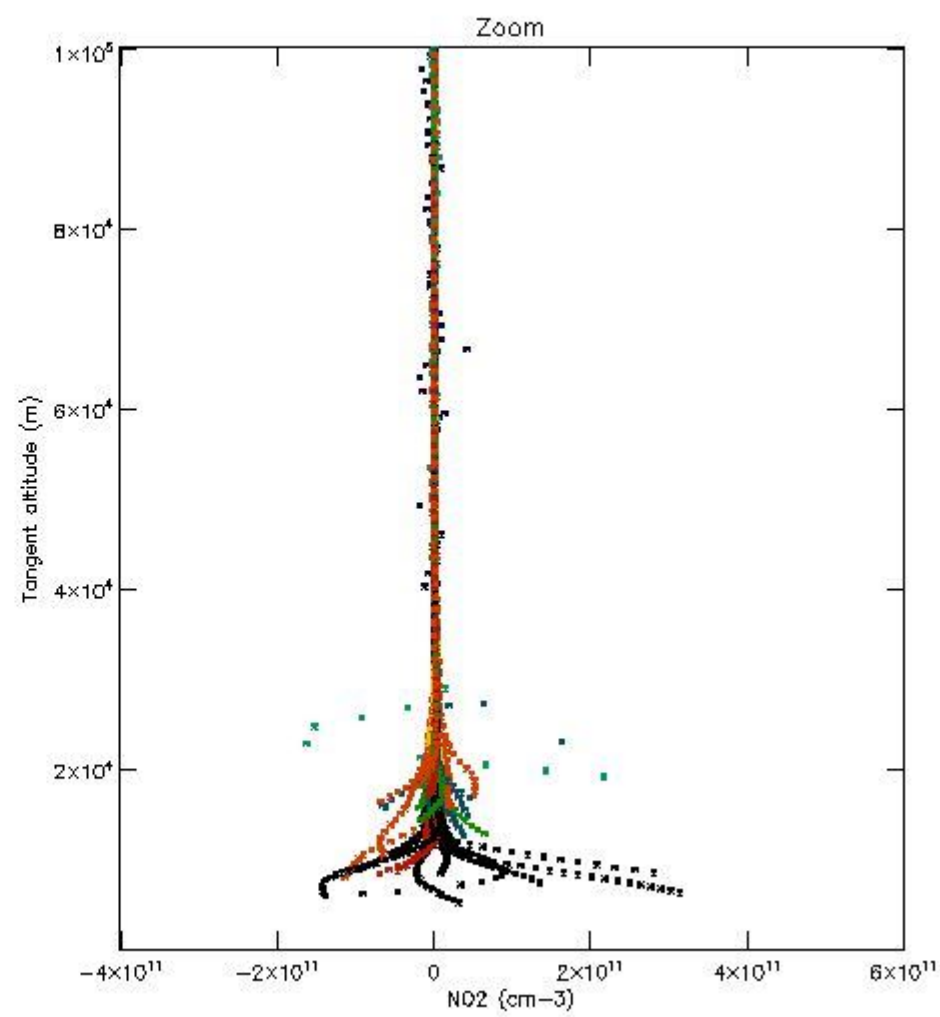
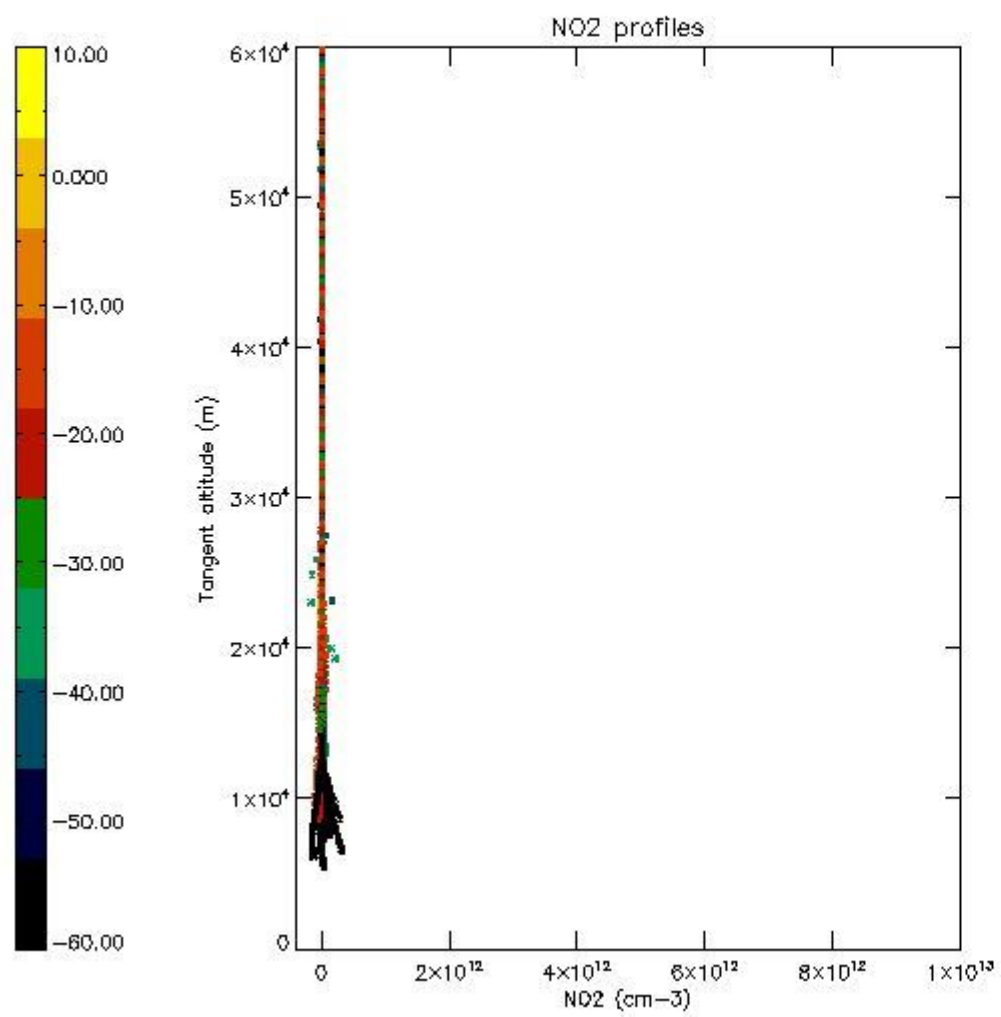
5.5 Plot ozone profiles where STD < 5% (dark without errors)

The colorbar represents the latitude.



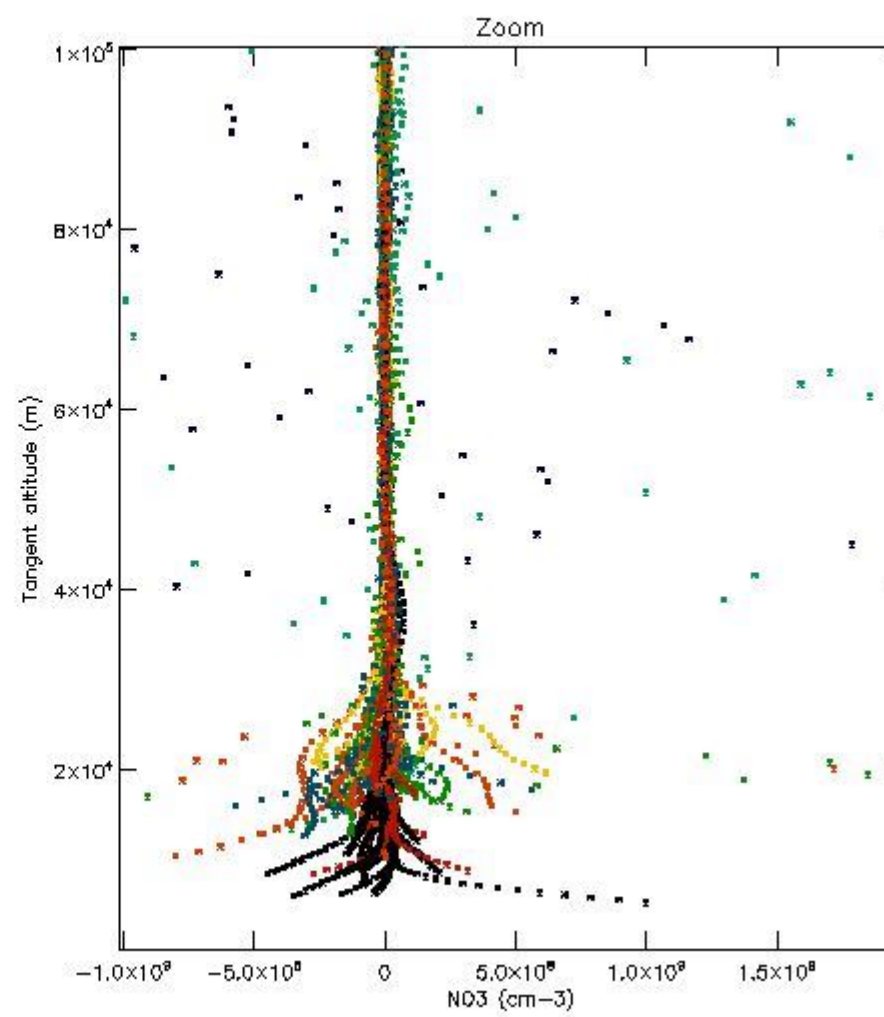
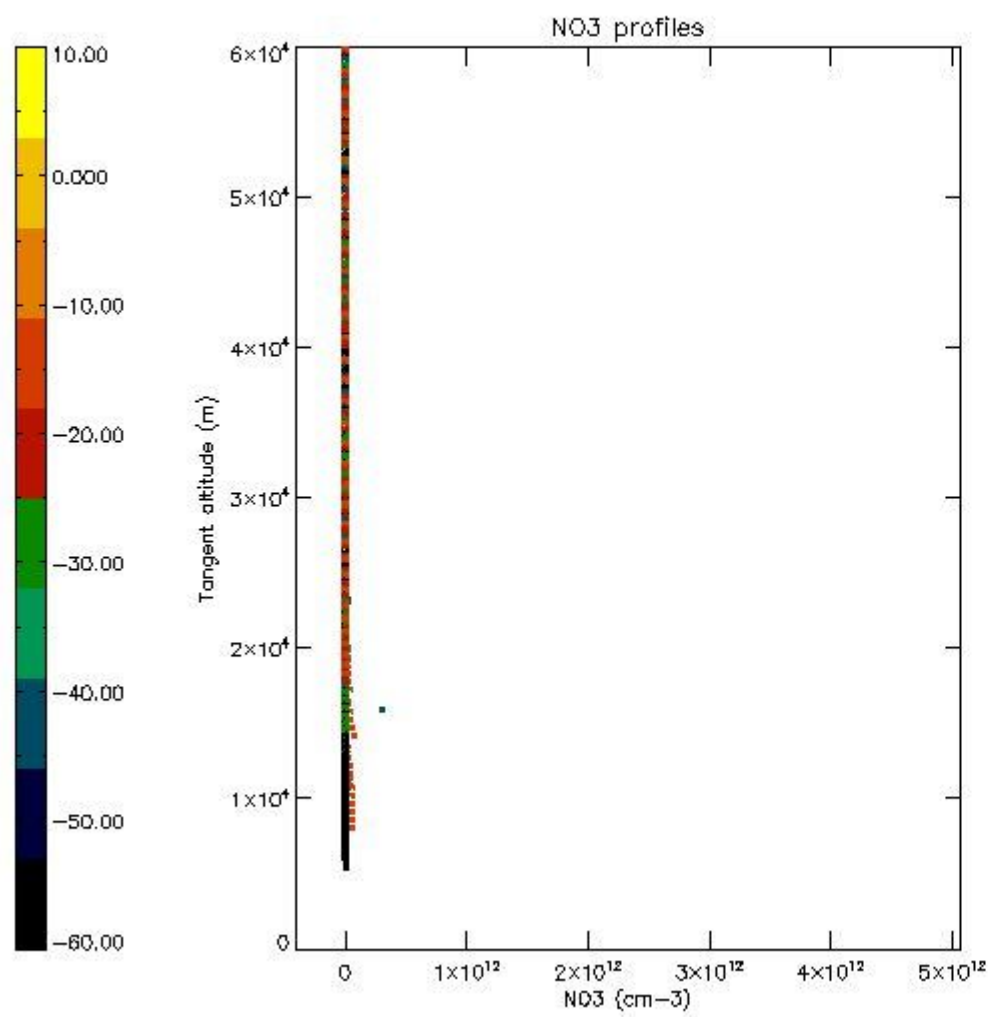
5.6 Plot NO₂ profiles for all STD (dark without errors)

The colorbar represents the latitude.



5.7 Plot NO3 profiles for all STD (dark without errors)

The colorbar represents the latitude.



6. Auxiliary Data Files used for the production reported in section 2

The number reported in the third column indicates since which file (see list in section 2) the corresponding auxiliary file has been used. The fourth column is the date of those product files.

Type	Auxiliary Filename	Used since product	Used since product date
INST_PHYS_CHARACTERISTICS	GOM_INS_AXVIEC20091111_143220_20030716_120000_20500101_000000	1	27-SEP-2010 00:07:59
LEVEL-2_PROC_CONFIG	GOM_PR2_AXVIEC20091111_152718_20020301_000000_20500101_000000	1	27-SEP-2010 00:07:59
CROSS_SECTIONS_FILE	GOM_CRS_AXVIEC20091111_154832_20020301_000000_20500101_000000	1	27-SEP-2010 00:07:59

GOMOS Level 2 Daily Report

SUMMARY

[1. General Info](#)

[2. Summary of processed GOM_NL_2P products](#)

[3. Level 2 Quality information per product](#)

[3.1 Plot of level 2 quality information per product \(time dependant\)](#)

[3.2 Plot of level 2 quality information per product \(world map\)](#)

[4. Level 1 Quality information per product \(stored on level 2 products\)](#)

[4.1 Plot of level 1 quality information per product \(time dependant\)](#)

[4.1.1 Plot of level 1 quality information per product \(time dependant\): ASCENDING](#)

[4.1.2 Plot of level 1 quality information per product \(time dependant\): DESCENDING](#)

[4.2 Plot of level 1 quality information per product \(world map\)](#)

[4.2.1 Plot of level 1 quality information per product \(world map\): ASCENDING](#)

[4.2.2 Plot of level 1 quality information per product \(world map\): DESCENDING](#)

[5. Ozone profiles based on quality statistics and other trace gas profiles](#)

[5.1 Ozone statistics based on quality of products](#)

[5.2 Plot ozone profiles for all STD \(dark without errors\)](#)

[5.3 Plot ozone profiles where STD < 20% \(dark without errors\)](#)

[5.4. Plot ozone profiles where STD < 10% \(dark without errors\)](#)

[5.5. Plot ozone profiles where STD < 5% \(dark without errors\)](#)

[5.6 Plot NO2 profiles for all STD \(dark without errors\)](#)

[5.7 Plot NO3 profiles for all STD \(dark without errors\)](#)

[5.8 Plot H2O profiles \(only for occultations of stars 1,2,3,4,13,14,16,26,63 dark without errors\) for all STD](#)

[6. Auxiliary Data Files used for the production reported in section 2](#)

This report presents the daily analysis on parameters extracted from GOMOS level 2 data (GOM_NL__2P). It is intended to monitor some important parameters that will impact the quality of these products. A list of level 2 products (and content) that have arrived during the reporting day to the PCF is also given.

Item	Value
Time of report generation	29APR2013 15:30:06
Data source version	GOMOS/6.01
Start time of products	27-09-2010 (27SEP2010 00:00:00)
Stop time of products	28-09-2010 (28SEP2010 00:00:00)
Store outputs in DB	Yes
Nb of level 2 prods	195
Nb of prods with errors	0

2. Summary of processed GOM_NL__2P products.

Nr	Filename	UTC Start time	Limb	Duration	Star Id	Star Name	Star Mag	Star Temp	Nb Meas	Orbit	Prod. error
1	GOM_NL__2PRFIN20100927_000759_000000432093_00188_44831_1549.N1	27-SEP-2010 00:07:59	Bright	42.500	140	88Gam Peg	2.8340	26000.	85	44831	No
2	GOM_NL__2PRFIN20100927_001213_000000432093_00188_44831_1550.N1	27-SEP-2010 00:12:13	Bright	43.000	58	21Alp And	2.0730	11000.	86	44831	No
3	GOM_NL__2PRFIN20100927_002046_000000382093_00188_44831_1551.N1	27-SEP-2010 00:20:46	Bright	38.000	74	11Bet Cas	2.2680	6600.0	76	44831	No
4	GOM_NL__2PRFIN20100927_002215_000000432093_00188_44831_1552.N1	27-SEP-2010 00:22:15	Bright	43.000	76	27Gam Cas	2.3000	30000.	86	44831	No
5	GOM_NL__2PRFIN20100927_004743_000000712093_00188_44831_1553.N1	27-SEP-2010 00:47:43	Bright	71.000	17	78Bet Gem	1.1610	4500.0	142	44831	No
6	GOM_NL__2PRFIN20100927_005625_000000732093_00188_44831_1554.N1	27-SEP-2010 00:56:25	Dark	73.000	8	10Alp CMi	0.40000	6500.0	146	44831	No
7	GOM_NL__2PRFIN20100927_010338_000000442093_00188_44831_1555.N1	27-SEP-2010 01:03:38	Dark	43.500	132	15Rho Pup	2.8030	6900.0	87	44831	No
8	GOM_NL__2PRFIN20100927_010701_000000462093_00188_44831_1556.N1	27-SEP-2010 01:07:01	Dark	45.500	88	31Eta CMa	2.4480	20000.	91	44831	No
9	GOM_NL__2PRFIN20100927_011237_000000422093_00189_44832_1576.N1	27-SEP-2010 01:12:37	Dark	42.000	161	Tau Pup	2.9310	4500.0	84	44832	No
10	GOM_NL__2PRFIN20100927_011530_000000552093_00189_44832_1577.N1	27-SEP-2010 01:15:30	Dark	55.000	108	Alp Col	2.6520	15200.	110	44832	No
11	GOM_NL__2PRFIN20100927_012622_000000512093_00189_44832_1578.N1	27-SEP-2010 01:26:22	Straylight	50.500	157	The1Eri	2.9060	9300.0	101	44832	No
12	GOM_NL__2PRFIN20100927_013743_000000502093_00189_44832_1579.N1	27-SEP-2010 01:37:43	Tw_i_and_stray	50.000	52	16Bet Cet	2.0370	4500.0	100	44832	No
13	GOM_NL__2PRFIN20100927_014834_000000432093_00189_44832_1580.N1	27-SEP-2010 01:48:34	Bright	42.500	140	88Gam Peg	2.8340	26000.	85	44832	No
14	GOM_NL__2PRFIN20100927_015249_000000422093_00189_44832_1581.N1	27-SEP-2010 01:52:49	Bright	42.000	58	21Alp And	2.0730	11000.	84	44832	No
15	GOM_NL__2PRFIN20100927_015700_000000292093_00189_44832_1582.N1	27-SEP-2010 01:57:00	Tw_i_and_stray	29.000	53	43Bet And	2.0480	3300.0	58	44832	No
16	GOM_NL__2PRFIN20100927_020122_000000372093_00189_44832_1583.N1	27-SEP-2010 02:01:22	Bright	37.000	74	11Bet Cas	2.2680	6600.0	74	44832	No
17	GOM_NL__2PRFIN20100927_020250_000000412093_00189_44832_1584.N1	27-SEP-2010 02:02:50	Bright	40.500	76	27Gam Cas	2.3000	30000.	81	44832	No
18	GOM_NL__2PRFIN20100927_022820_000000712093_00189_44832_1585.N1	27-SEP-2010 02:28:20	Bright	71.000	17	78Bet Gem	1.1610	4500.0	142	44832	No
19	GOM_NL__2PRFIN20100927_023701_000000632093_00189_44832_1586.N1	27-SEP-2010 02:37:01	Dark	62.500	8	10Alp CMi	0.40000	6500.0	125	44832	No
20	GOM_NL__2PRFIN20100927_024415_000000442093_00189_44832_1587.N1	27-SEP-2010 02:44:15	Dark	44.000	132	15Rho Pup	2.8030	6900.0	88	44832	No
21	GOM_NL__2PRFIN20100927_024737_000000512093_00189_44832_1588.N1	27-SEP-2010 02:47:37	Dark	50.500	88	31Eta CMa	2.4480	20000.	101	44832	No
22	GOM_NL__2PRFIN20100927_024910_000000532093_00189_44832_1589.N1	27-SEP-2010 02:49:10	Dark	53.000	23	21Eps CMa	1.5020	26000.	106	44832	No
23	GOM_NL__2PRFIN20100927_025313_000000422093_00190_44833_1610.N1	27-SEP-2010 02:53:13	Dark	41.500	161	Tau Pup	2.9310	4500.0	83	44833	No
24	GOM_NL__2PRFIN20100927_025607_000000572093_00190_44833_1611.N1	27-SEP-2010 02:56:07	Dark	56.500	108	Alp Col	2.6520	15200.	113	44833	No
25	GOM_NL__2PRFIN20100927_030659_000000522093_00190_44833_1612.N1	27-SEP-2010 03:06:59	Straylight	51.500	157	The1Eri	2.9060	9300.0	103	44833	No
26	GOM_NL__2PRFIN20100927_031819_000000542093_00190_44833_1613.N1	27-SEP-2010 03:18:19	Tw_i_and_stray	53.500	52	16Bet Cet	2.0370	4500.0	107	44833	No
27	GOM_NL__2PRFIN20100927_032910_000000422093_00190_44833_1614.N1	27-SEP-2010 03:29:10	Bright	42.000	140	88Gam Peg	2.8340	26000.	84	44833	No
28	GOM_NL__2PRFIN20100927_033324_000000432093_00190_44833_1615.N1	27-SEP-2010 03:33:24	Bright	42.500	58	21Alp And	2.0730	11000.	85	44833	No
29	GOM_NL__2PRFIN20100927_033735_000000292093_00190_44833_1616.N1	27-SEP-2010 03:37:35	Tw_i_and_stray	28.500	53	43Bet And	2.0480	3300.0	57	44833	No
30	GOM_NL__2PRFIN20100927_034158_000000402093_00190_44833_1617.N1	27-SEP-2010 03:41:58	Bright	39.500	74	11Bet Cas	2.2680	6600.0	79	44833	No
31	GOM_NL__2PRFIN20100927_034326_000000422093_00190_44833_1618.N1	27-SEP-2010 03:43:26	Bright	41.500	76	27Gam Cas	2.3000	30000.	83	44833	No
32	GOM_NL__2PRFIN20100927_040856_000000542093_00190_44833_1619.N1	27-SEP-2010 04:08:56	Bright	53.500	17	78Bet Gem	1.1610	4500.0	107	44833	No
33	GOM_NL__2PRFIN20100927_041738_000000672093_00190_44833_1620.N1	27-SEP-2010 04:17:38	Dark	67.000	8	10Alp CMi	0.40000	6500.0	134	44833	No
34	GOM_NL__2PRFIN20100927_042451_000000442093_00190_44833_1621.N1	27-SEP-2010 04:24:51	Dark	44.000	132	15Rho Pup	2.8030	6900.0	88	44833	No
35	GOM_NL__2PRFIN20100927_042814_000000472093_00190_44833_1622.N1	27-SEP-2010 04:28:14	Dark	47.000	88	31Eta CMa	2.4480	20000.	94	44833	No
36	GOM_NL__2PRFIN20100927_042947_000000512093_00190_44833_1623.N1	27-SEP-2010 04:29:47	Dark	51.000	23	21Eps CMa	1.5020	26000.	102	44833	No
37	GOM_NL__2PRFIN20100927_043350_000000522093_00191_44834_1646.N1	27-SEP-2010 04:33:50	Dark	51.500	161	Tau Pup	2.9310	4500.0	103	44834	No
38	GOM_NL__2PRFIN20100927_044736_000000532093_00191_44834_1647.N1	27-SEP-2010 04:47:36	Straylight	52.500	157	The1Eri	2.9060	9300.0	105	44834	No
39	GOM_NL__2PRFIN20100927_045855_000000562093_00191_44834_1648.N1	27-SEP-2010 04:58:55	Tw_i_and_stray	55.500	52	16Bet Cet	2.0370	4500.0	111	44834	No
40	GOM_NL__2PRFIN20100927_050946_000000432093_00191_44834_1649.N1	27-SEP-2010 05:09:46	Bright	42.500	140	88Gam Peg	2.8340	26000.	85	44834	No
41	GOM_NL__2PRFIN20100927_051400_000000422093_00191_44834_1650.N1	27-SEP-2010 05:14:00	Bright	41.500	58	21Alp And	2.0730	11000.	83	44834	No
42	GOM_NL__2PRFIN20100927_051810_000000352093_00191_44834_1651.N1	27-SEP-2010 05:18:10	Tw_i_and_stray	35.000	53	43Bet And	2.0480	3300.0	70	44834	No

43	GOM_NL__2PRFIN20100927_052233_000000382093_00191_44834_1652.N1	27-SEP-2010 05:22:33	Bright	38.000	74	11Bet Cas	2.2680	6600.0	76	44834	No
44	GOM_NL__2PRFIN20100927_052401_000000402093_00191_44834_1653.N1	27-SEP-2010 05:24:01	Bright	40.000	76	27Gam Cas	2.3000	30000.	80	44834	No
45	GOM_NL__2PRFIN20100927_054932_000000582093_00191_44834_1654.N1	27-SEP-2010 05:49:32	Bright	58.000	17	78Bet Gem	1.1610	4500.0	116	44834	No
46	GOM_NL__2PRFIN20100927_055815_000000652093_00191_44834_1655.N1	27-SEP-2010 05:58:15	Dark	65.000	8	10Alp CMi	0.40000	6500.0	130	44834	No
47	GOM_NL__2PRFIN20100927_060528_000000442093_00191_44834_1656.N1	27-SEP-2010 06:05:28	Dark	44.000	132	15Rho Pup	2.8030	6900.0	88	44834	No
48	GOM_NL__2PRFIN20100927_060851_000000492093_00191_44834_1657.N1	27-SEP-2010 06:08:51	Dark	48.500	88	31Eta CMa	2.4480	20000.	97	44834	No
49	GOM_NL__2PRFIN20100927_061024_000000522093_00191_44834_1658.N1	27-SEP-2010 06:10:24	Dark	52.000	23	21Eps CMa	1.5020	26000.	104	44834	No
50	GOM_NL__2PRFIN20100927_061426_000000492093_00192_44835_1674.N1	27-SEP-2010 06:14:26	Dark	48.500	161	Tau Pup	2.9310	4500.0	97	44835	No
51	GOM_NL__2PRFIN20100927_062813_000000492093_00192_44835_1675.N1	27-SEP-2010 06:28:13	Straylight	49.000	157	The1Eri	2.9060	9300.0	98	44835	No
52	GOM_NL__2PRFIN20100927_063931_000000532093_00192_44835_1676.N1	27-SEP-2010 06:39:31	Tw_i_and_stray	52.500	52	16Bet Cet	2.0370	4500.0	105	44835	No
53	GOM_NL__2PRFIN20100927_065021_000000422093_00192_44835_1677.N1	27-SEP-2010 06:50:21	Bright	41.500	140	88Gam Peg	2.8340	26000.	83	44835	No
54	GOM_NL__2PRFIN20100927_065435_000000422093_00192_44835_1678.N1	27-SEP-2010 06:54:35	Bright	42.000	58	21Alp And	2.0730	11000.	84	44835	No
55	GOM_NL__2PRFIN20100927_065845_000000352093_00192_44835_1679.N1	27-SEP-2010 06:58:45	Tw_i_and_stray	35.000	53	43Bet And	2.0480	3300.0	70	44835	No
56	GOM_NL__2PRFIN20100927_070309_000000402093_00192_44835_1680.N1	27-SEP-2010 07:03:09	Bright	40.000	74	11Bet Cas	2.2680	6600.0	80	44835	No
57	GOM_NL__2PRFIN20100927_070437_000000412093_00192_44835_1681.N1	27-SEP-2010 07:04:37	Bright	41.000	76	27Gam Cas	2.3000	30000.	82	44835	No
58	GOM_NL__2PRFIN20100927_073008_000000542093_00192_44835_1682.N1	27-SEP-2010 07:30:08	Bright	54.000	17	78Bet Gem	1.1610	4500.0	108	44835	No
59	GOM_NL__2PRFIN20100927_073852_000000722093_00192_44835_1683.N1	27-SEP-2010 07:38:52	Dark	71.500	8	10Alp CMi	0.40000	6500.0	143	44835	No
60	GOM_NL__2PRFIN20100927_074605_000000422093_00192_44835_1684.N1	27-SEP-2010 07:46:05	Dark	42.000	132	15Rho Pup	2.8030	6900.0	84	44835	No
61	GOM_NL__2PRFIN20100927_074928_000000492093_00192_44835_1685.N1	27-SEP-2010 07:49:28	Dark	49.000	88	31Eta CMa	2.4480	20000.	98	44835	No
62	GOM_NL__2PRFIN20100927_075101_000000562093_00192_44835_1686.N1	27-SEP-2010 07:51:01	Dark	56.000	23	21Eps CMa	1.5020	26000.	112	44835	No
63	GOM_NL__2PRFIN20100927_075503_000000422093_00193_44836_1720.N1	27-SEP-2010 07:55:03	Dark	41.500	161	Tau Pup	2.9310	4500.0	83	44836	No
64	GOM_NL__2PRFIN20100927_075759_000000572093_00193_44836_1721.N1	27-SEP-2010 07:57:59	Dark	56.500	108	Alp Col	2.6520	15200.	113	44836	No
65	GOM_NL__2PRFIN20100927_080849_000000522093_00193_44836_1722.N1	27-SEP-2010 08:08:49	Straylight	52.000	157	The1Eri	2.9060	9300.0	104	44836	No
66	GOM_NL__2PRFIN20100927_082007_000000512093_00193_44836_1723.N1	27-SEP-2010 08:20:07	Tw_i_and_stray	51.000	52	16Bet Cet	2.0370	4500.0	102	44836	No
67	GOM_NL__2PRFIN20100927_083057_000000422093_00193_44836_1724.N1	27-SEP-2010 08:30:57	Bright	41.500	140	88Gam Peg	2.8340	26000.	83	44836	No
68	GOM_NL__2PRFIN20100927_083511_000000402093_00193_44836_1725.N1	27-SEP-2010 08:35:11	Bright	40.000	58	21Alp And	2.0730	11000.	80	44836	No
69	GOM_NL__2PRFIN20100927_083920_000000412093_00193_44836_1726.N1	27-SEP-2010 08:39:20	Bright	41.000	53	43Bet And	2.0480	3300.0	82	44836	No
70	GOM_NL__2PRFIN20100927_084345_000000392093_00193_44836_1727.N1	27-SEP-2010 08:43:45	Bright	39.000	74	11Bet Cas	2.2680	6600.0	78	44836	No
71	GOM_NL__2PRFIN20100927_084512_000000412093_00193_44836_1728.N1	27-SEP-2010 08:45:12	Bright	40.500	76	27Gam Cas	2.3000	30000.	81	44836	No
72	GOM_NL__2PRFIN20100927_090922_000000742093_00193_44836_1729.N1	27-SEP-2010 09:09:22	Bright	74.000	24	66Alp Gem	1.5800	10200.	148	44836	No
73	GOM_NL__2PRFIN20100927_091929_000000682093_00193_44836_1730.N1	27-SEP-2010 09:19:29	Dark	67.500	8	10Alp CMi	0.40000	6500.0	135	44836	No
74	GOM_NL__2PRFIN20100927_092641_000000452093_00193_44836_1731.N1	27-SEP-2010 09:26:41	Dark	44.500	132	15Rho Pup	2.8030	6900.0	89	44836	No
75	GOM_NL__2PRFIN20100927_093005_000000492093_00193_44836_1732.N1	27-SEP-2010 09:30:05	Dark	48.500	88	31Eta CMa	2.4480	20000.	97	44836	No
76	GOM_NL__2PRFIN20100927_093138_000000552093_00193_44836_1733.N1	27-SEP-2010 09:31:38	Dark	55.000	23	21Eps CMa	1.5020	26000.	110	44836	No
77	GOM_NL__2PRFIN20100927_093539_000000462093_00194_44837_1785.N1	27-SEP-2010 09:35:39	Dark	45.500	161	Tau Pup	2.9310	4500.0	91	44837	No
78	GOM_NL__2PRFIN20100927_093837_000000562093_00194_44837_1786.N1	27-SEP-2010 09:38:37	Dark	55.500	108	Alp Col	2.6520	15200.	111	44837	No
79	GOM_NL__2PRFIN20100927_094926_000000522093_00194_44837_1787.N1	27-SEP-2010 09:49:26	Straylight	52.000	157	The1Eri	2.9060	9300.0	104	44837	No
80	GOM_NL__2PRFIN20100927_100043_000000542093_00194_44837_1788.N1	27-SEP-2010 10:00:43	Tw_i_and_stray	54.000	52	16Bet Cet	2.0370	4500.0	108	44837	No
81	GOM_NL__2PRFIN20100927_101132_000000422093_00194_44837_1789.N1	27-SEP-2010 10:11:32	Bright	41.500	140	88Gam Peg	2.8340	26000.	83	44837	No
82	GOM_NL__2PRFIN20100927_101546_000000432093_00194_44837_1790.N1	27-SEP-2010 10:15:46	Bright	42.500	58	21Alp And	2.0730	11000.	85	44837	No
83	GOM_NL__2PRFIN20100927_101956_000000412093_00194_44837_1791.N1	27-SEP-2010 10:19:56	Bright	41.000	53	43Bet And	2.0480	3300.0	82	44837	No
84	GOM_NL__2PRFIN20100927_102420_000000412093_00194_44837_1792.N1	27-SEP-2010 10:24:20	Bright	40.500	74	11Bet Cas	2.2680	6600.0	81	44837	No
85	GOM_NL__2PRFIN20100927_102548_000000422093_00194_44837_1793.N1	27-SEP-2010 10:25:48	Bright	42.000	76	27Gam Cas	2.3000	30000.	84	44837	No
86	GOM_NL__2PRFIN20100927_104958_000000542093_00194_44837_1794.N1	27-SEP-2010 10:49:58	Bright	54.000	24	66Alp Gem	1.5800	10200.	108	44837	No
87	GOM_NL__2PRFIN20100927_110005_000000672093_00194_44837_1795.N1	27-SEP-2010 11:00:05	Dark	66.500	8	10Alp CMi	0.40000	6500.0	133	44837	No
88	GOM_NL__2PRFIN20100927_110718_000000432093_00194_44837_1796.N1	27-SEP-2010 11:07:18	Dark	42.500	132	15Rho Pup	2.8030	6900.0	85	44837	No
89	GOM_NL__2PRFIN20100927_111042_000000482093_00194_44837_1797.N1	27-SEP-2010 11:10:42	Dark	47.500	88	31Eta CMa	2.4480	20000.	95	44837	No
90	GOM_NL__2PRFIN20100927_111215_000000522093_00194_44837_1798.N1	27-SEP-2010 11:12:15	Dark	52.000	23	21Eps CMa	1.5020	26000.	104	44837	No
91	GOM_NL__2PRFIN20100927_111616_000000492093_00195_44838_1826.N1	27-SEP-2010 11:16:16	Dark	48.500	161	Tau Pup	2.9310	4500.0	97	44838	No
92	GOM_NL__2PRFIN20100927_111914_000000562093_00195_44838_1827.N1	27-SEP-2010 11:19:14	Dark	55.500	108	Alp Col	2.6520	15200.	111	44838	No
93	GOM_NL__2PRFIN20100927_113003_000000522093_00195_44838_1828.N1	27-SEP-2010 11:30:03	Straylight	51.500	157	The1Eri	2.9060	9300.0	103	44838	No
94	GOM_NL__2PRFIN20100927_114119_000000542093_00195_44838_1829.N1	27-SEP-2010 11:41:19	Tw_i_and_stray	54.000	52	16Bet Cet	2.0370	4500.0	108	44838	No
95	GOM_NL__2PRFIN20100927_115208_000000432093_00195_44838_1830.N1	27-SEP-2010 11:52:08	Bright	42.500	140	88Gam Peg	2.8340	26000.	85	44838	No
96	GOM_NL__2PRFIN20100927_115622_000000422093_00195_44838_1831.N1	27-SEP-2010 11:56:22	Bright	42.000	58	21Alp And	2.0730	11000.	84	44838	No
97	GOM_NL__2PRFIN20100927_120031_000000462093_00195_44838_1832.N1	27-SEP-2010 12:00:31	Bright	46.000	53	43Bet And	2.0480	3300.0	92	44838	No
98	GOM_NL__2PRFIN20100927_120456_000000412093_00195_44838_1833.N1	27-SEP-2010 12:04:56	Bright	40.500	74	11Bet Cas	2.2680	6600.0	81	44838	No
99	GOM_NL__2PRFIN20100927_120623_000000442093_00195_44838_1834.N1	27-SEP-2010 12:06:23	Bright	43.500	76	27Gam Cas	2.3000	30000.	87	44838	No
100	GOM_NL__2PRFIN20100927_123034_000000522093_00195_44838_1835.N1	27-SEP-2010 12:30:34	Bright	51.500	24	66Alp Gem	1.5800	10200.	103	44838	No
101	GOM_NL__2PRFIN20100927_124042_000000632093_00195_44838_1836.N1	27-SEP-2010 12:40:42	Dark	62.500	8	10Alp CMi	0.40000	6500.0	125	44838	No

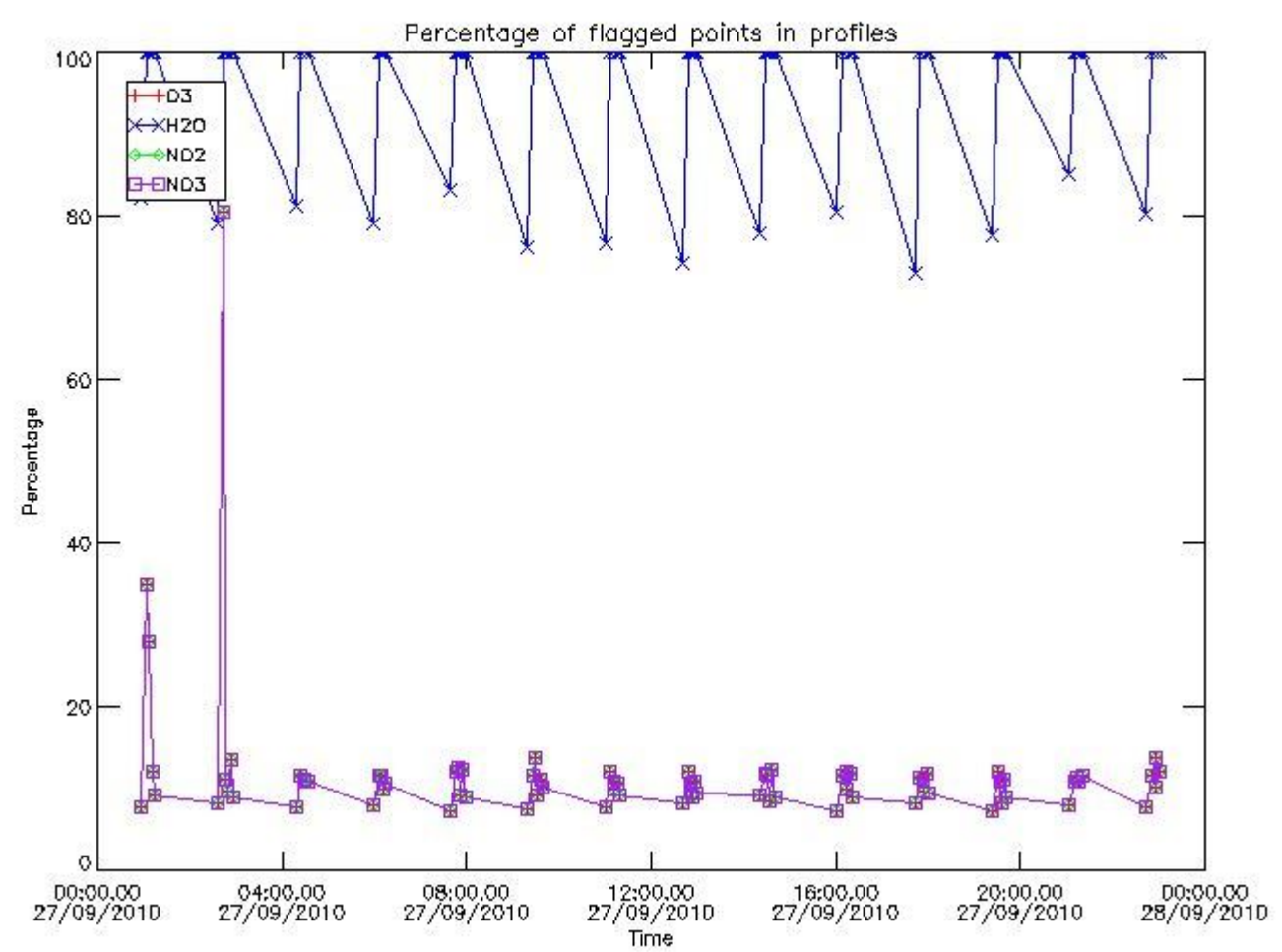
102	GOM_NL__2PRFIN20100927_124755_000000422093_00195_44838_1837.N1	27-SEP-2010 12:47:55	Dark	42.000	132	15Rho Pup	2.8030	6900.0	84	44838	No
103	GOM_NL__2PRFIN20100927_125118_000000482093_00195_44838_1838.N1	27-SEP-2010 12:51:18	Dark	48.000	88	31Eta CMa	2.4480	20000.	96	44838	No
104	GOM_NL__2PRFIN20100927_125252_000000572093_00195_44838_1839.N1	27-SEP-2010 12:52:52	Dark	57.000	23	21Eps CMa	1.5020	26000.	114	44838	No
105	GOM_NL__2PRFIN20100927_125653_000000472093_00196_44839_1863.N1	27-SEP-2010 12:56:53	Dark	46.500	161	Tau Pup	2.9310	4500.0	93	44839	No
106	GOM_NL__2PRFIN20100927_125952_000000592093_00196_44839_1864.N1	27-SEP-2010 12:59:52	Dark	59.000	108	Alp Col	2.6520	15200.	118	44839	No
107	GOM_NL__2PRFIN20100927_131039_000000512093_00196_44839_1865.N1	27-SEP-2010 13:10:39	Straylight	50.500	157	The1Eri	2.9060	9300.0	101	44839	No
108	GOM_NL__2PRFIN20100927_132155_000000542093_00196_44839_1866.N1	27-SEP-2010 13:21:55	Tw_i_and_stray	53.500	52	16Bet Cet	2.0370	4500.0	107	44839	No
109	GOM_NL__2PRFIN20100927_133244_000000422093_00196_44839_1867.N1	27-SEP-2010 13:32:44	Bright	41.500	140	88Gam Peg	2.8340	26000.	83	44839	No
110	GOM_NL__2PRFIN20100927_133657_000000432093_00196_44839_1868.N1	27-SEP-2010 13:36:57	Bright	42.500	58	21Alp And	2.0730	11000.	85	44839	No
111	GOM_NL__2PRFIN20100927_134106_000000462093_00196_44839_1869.N1	27-SEP-2010 13:41:06	Bright	46.000	53	43Bet And	2.0480	3300.0	92	44839	No
112	GOM_NL__2PRFIN20100927_134531_000000422093_00196_44839_1870.N1	27-SEP-2010 13:45:31	Bright	41.500	74	11Bet Cas	2.2680	6600.0	83	44839	No
113	GOM_NL__2PRFIN20100927_134659_000000412093_00196_44839_1871.N1	27-SEP-2010 13:46:59	Bright	40.500	76	27Gam Cas	2.3000	30000.	81	44839	No
114	GOM_NL__2PRFIN20100927_141110_000000542093_00196_44839_1872.N1	27-SEP-2010 14:11:10	Bright	53.500	24	66Alp Gem	1.5800	10200.	107	44839	No
115	GOM_NL__2PRFIN20100927_142119_000000622093_00196_44839_1873.N1	27-SEP-2010 14:21:19	Dark	61.500	8	10Alp CMi	0.40000	6500.0	123	44839	No
116	GOM_NL__2PRFIN20100927_142831_000000432093_00196_44839_1874.N1	27-SEP-2010 14:28:31	Dark	43.000	132	15Rho Pup	2.8030	6900.0	86	44839	No
117	GOM_NL__2PRFIN20100927_143155_000000482093_00196_44839_1875.N1	27-SEP-2010 14:31:55	Dark	48.000	88	31Eta CMa	2.4480	20000.	96	44839	No
118	GOM_NL__2PRFIN20100927_143329_000000612093_00196_44839_1876.N1	27-SEP-2010 14:33:29	Dark	61.000	23	21Eps CMa	1.5020	26000.	122	44839	No
119	GOM_NL__2PRFIN20100927_143729_000000422093_00197_44840_1912.N1	27-SEP-2010 14:37:29	Dark	41.500	161	Tau Pup	2.9310	4500.0	83	44840	No
120	GOM_NL__2PRFIN20100927_144029_000000572093_00197_44840_1913.N1	27-SEP-2010 14:40:29	Dark	57.000	108	Alp Col	2.6520	15200.	114	44840	No
121	GOM_NL__2PRFIN20100927_145116_000000512093_00197_44840_1914.N1	27-SEP-2010 14:51:16	Straylight	50.500	157	The1Eri	2.9060	9300.0	101	44840	No
122	GOM_NL__2PRFIN20100927_150231_000000532093_00197_44840_1915.N1	27-SEP-2010 15:02:31	Tw_i_and_stray	52.500	52	16Bet Cet	2.0370	4500.0	105	44840	No
123	GOM_NL__2PRFIN20100927_151319_000000422093_00197_44840_1916.N1	27-SEP-2010 15:13:19	Bright	41.500	140	88Gam Peg	2.8340	26000.	83	44840	No
124	GOM_NL__2PRFIN20100927_151733_000000402093_00197_44840_1917.N1	27-SEP-2010 15:17:33	Bright	40.000	58	21Alp And	2.0730	11000.	80	44840	No
125	GOM_NL__2PRFIN20100927_152141_000000522093_00197_44840_1918.N1	27-SEP-2010 15:21:41	Bright	52.000	53	43Bet And	2.0480	3300.0	104	44840	No
126	GOM_NL__2PRFIN20100927_152607_000000402093_00197_44840_1919.N1	27-SEP-2010 15:26:07	Bright	40.000	74	11Bet Cas	2.2680	6600.0	80	44840	No
127	GOM_NL__2PRFIN20100927_152734_000000392093_00197_44840_1920.N1	27-SEP-2010 15:27:34	Bright	38.500	76	27Gam Cas	2.3000	30000.	77	44840	No
128	GOM_NL__2PRFIN20100927_155146_000000552093_00197_44840_1921.N1	27-SEP-2010 15:51:46	Bright	54.500	24	66Alp Gem	1.5800	10200.	109	44840	No
129	GOM_NL__2PRFIN20100927_160156_000000702093_00197_44840_1922.N1	27-SEP-2010 16:01:56	Dark	70.000	8	10Alp CMi	0.40000	6500.0	140	44840	No
130	GOM_NL__2PRFIN20100927_160908_000000452093_00197_44840_1923.N1	27-SEP-2010 16:09:08	Dark	44.500	132	15Rho Pup	2.8030	6900.0	89	44840	No
131	GOM_NL__2PRFIN20100927_161232_000000472093_00197_44840_1924.N1	27-SEP-2010 16:12:32	Dark	46.500	88	31Eta CMa	2.4480	20000.	93	44840	No
132	GOM_NL__2PRFIN20100927_161406_000000522093_00197_44840_1925.N1	27-SEP-2010 16:14:06	Dark	52.000	23	21Eps CMa	1.5020	26000.	104	44840	No
133	GOM_NL__2PRFIN20100927_161806_000000432093_00198_44841_1938.N1	27-SEP-2010 16:18:06	Dark	43.000	161	Tau Pup	2.9310	4500.0	86	44841	No
134	GOM_NL__2PRFIN20100927_162106_000000582093_00198_44841_1939.N1	27-SEP-2010 16:21:06	Dark	57.500	108	Alp Col	2.6520	15200.	115	44841	No
135	GOM_NL__2PRFIN20100927_163153_000000502093_00198_44841_1940.N1	27-SEP-2010 16:31:53	Straylight	49.500	157	The1Eri	2.9060	9300.0	99	44841	No
136	GOM_NL__2PRFIN20100927_164307_000000502093_00198_44841_1941.N1	27-SEP-2010 16:43:07	Straylight	49.500	52	16Bet Cet	2.0370	4500.0	99	44841	No
137	GOM_NL__2PRFIN20100927_165355_000000412093_00198_44841_1942.N1	27-SEP-2010 16:53:55	Bright	40.500	140	88Gam Peg	2.8340	26000.	81	44841	No
138	GOM_NL__2PRFIN20100927_165809_000000412093_00198_44841_1943.N1	27-SEP-2010 16:58:09	Bright	41.000	58	21Alp And	2.0730	11000.	82	44841	No
139	GOM_NL__2PRFIN20100927_170216_000000522093_00198_44841_1944.N1	27-SEP-2010 17:02:16	Bright	52.000	53	43Bet And	2.0480	3300.0	104	44841	No
140	GOM_NL__2PRFIN20100927_170642_000000412093_00198_44841_1945.N1	27-SEP-2010 17:06:42	Bright	40.500	74	11Bet Cas	2.2680	6600.0	81	44841	No
141	GOM_NL__2PRFIN20100927_170810_000000412093_00198_44841_1946.N1	27-SEP-2010 17:08:10	Bright	40.500	76	27Gam Cas	2.3000	30000.	81	44841	No
142	GOM_NL__2PRFIN20100927_173222_000000542093_00198_44841_1947.N1	27-SEP-2010 17:32:22	Bright	54.000	24	66Alp Gem	1.5800	10200.	108	44841	No
143	GOM_NL__2PRFIN20100927_174233_000000622093_00198_44841_1948.N1	27-SEP-2010 17:42:33	Dark	61.500	8	10Alp CMi	0.40000	6500.0	123	44841	No
144	GOM_NL__2PRFIN20100927_174944_000000452093_00198_44841_1949.N1	27-SEP-2010 17:49:44	Dark	45.000	132	15Rho Pup	2.8030	6900.0	90	44841	No
145	GOM_NL__2PRFIN20100927_175309_000000522093_00198_44841_1950.N1	27-SEP-2010 17:53:09	Dark	51.500	88	31Eta CMa	2.4480	20000.	103	44841	No
146	GOM_NL__2PRFIN20100927_175443_000000542093_00198_44841_1951.N1	27-SEP-2010 17:54:43	Dark	53.500	23	21Eps CMa	1.5020	26000.	107	44841	No
147	GOM_NL__2PRFIN20100927_175843_000000442093_00199_44842_1963.N1	27-SEP-2010 17:58:43	Dark	43.500	161	Tau Pup	2.9310	4500.0	87	44842	No
148	GOM_NL__2PRFIN20100927_180144_000000552093_00199_44842_1964.N1	27-SEP-2010 18:01:44	Dark	54.500	108	Alp Col	2.6520	15200.	109	44842	No
149	GOM_NL__2PRFIN20100927_181230_000000512093_00199_44842_1965.N1	27-SEP-2010 18:12:30	Straylight	50.500	157	The1Eri	2.9060	9300.0	101	44842	No
150	GOM_NL__2PRFIN20100927_182343_000000512093_00199_44842_1966.N1	27-SEP-2010 18:23:43	Straylight	50.500	52	16Bet Cet	2.0370	4500.0	101	44842	No
151	GOM_NL__2PRFIN20100927_183431_000000422093_00199_44842_1967.N1	27-SEP-2010 18:34:31	Bright	41.500	140	88Gam Peg	2.8340	26000.	83	44842	No
152	GOM_NL__2PRFIN20100927_183844_000000432093_00199_44842_1968.N1	27-SEP-2010 18:38:44	Bright	42.500	58	21Alp And	2.0730	11000.	85	44842	No
153	GOM_NL__2PRFIN20100927_184251_000000512093_00199_44842_1969.N1	27-SEP-2010 18:42:51	Bright	51.000	53	43Bet And	2.0480	3300.0	102	44842	No
154	GOM_NL__2PRFIN20100927_184718_000000412093_00199_44842_1970.N1	27-SEP-2010 18:47:18	Bright	40.500	74	11Bet Cas	2.2680	6600.0	81	44842	No
155	GOM_NL__2PRFIN20100927_184845_000000422093_00199_44842_1971.N1	27-SEP-2010 18:48:45	Bright	42.000	76	27Gam Cas	2.3000	30000.	84	44842	No
156	GOM_NL__2PRFIN20100927_191258_000000532093_00199_44842_1972.N1	27-SEP-2010 19:12:58	Bright	53.000	24	66Alp Gem	1.5800	10200.	106	44842	No
157	GOM_NL__2PRFIN20100927_192309_000000722093_00199_44842_1973.N1	27-SEP-2010 19:23:09	Dark	71.500	8	10Alp CMi	0.40000	6500.0	143	44842	No
158	GOM_NL__2PRFIN20100927_193021_000000432093_00199_44842_1974.N1	27-SEP-2010 19:30:21	Dark	42.500	132	15Rho Pup	2.8030	6900.0	85	44842	No
159	GOM_NL__2PRFIN20100927_193346_000000472093_00199_44842_1975.N1	27-SEP-2010 19:33:46	Dark	47.000	88	31Eta CMa	2.4480	20000.	94	44842	No
160	GOM_NL__2PRFIN20100927_193521_000000622093_00199_44842_1976.N1	27-SEP-2010 19:35:21	Dark	61.500	23	21Eps CMa	1.5020	26000.	123	44842	No

161	GOM_NL__2PRFIN20100927_193920_000000462093_00200_44843_2018.N1	27-SEP-2010 19:39:20	Dark	45.500	161	Tau Pup	2.9310	4500.0	91	44843	No
162	GOM_NL__2PRFIN20100927_194221_000000572093_00200_44843_2019.N1	27-SEP-2010 19:42:21	Dark	56.500	108	Alp Col	2.6520	15200.	113	44843	No
163	GOM_NL__2PRFIN20100927_195307_000000542093_00200_44843_2020.N1	27-SEP-2010 19:53:07	Straylight	53.500	157	The1Eri	2.9060	9300.0	107	44843	No
164	GOM_NL__2PRFIN20100927_200420_000000532093_00200_44843_2021.N1	27-SEP-2010 20:04:20	Twl_and_stray	53.000	52	16Bet Cet	2.0370	4500.0	106	44843	No
165	GOM_NL__2PRFIN20100927_201506_000000432093_00200_44843_2022.N1	27-SEP-2010 20:15:06	Bright	42.500	140	88Gam Peg	2.8340	26000.	85	44843	No
166	GOM_NL__2PRFIN20100927_201920_000000412093_00200_44843_2023.N1	27-SEP-2010 20:19:20	Bright	41.000	58	21Alp And	2.0730	11000.	82	44843	No
167	GOM_NL__2PRFIN20100927_202326_000000532093_00200_44843_2024.N1	27-SEP-2010 20:23:26	Bright	53.000	53	43Bet And	2.0480	3300.0	106	44843	No
168	GOM_NL__2PRFIN20100927_202754_000000382093_00200_44843_2025.N1	27-SEP-2010 20:27:54	Bright	38.000	74	11Bet Cas	2.2680	6600.0	76	44843	No
169	GOM_NL__2PRFIN20100927_202921_000000422093_00200_44843_2026.N1	27-SEP-2010 20:29:21	Bright	41.500	76	27Gam Cas	2.3000	30000.	83	44843	No
170	GOM_NL__2PRFIN20100927_205334_000000542093_00200_44843_2027.N1	27-SEP-2010 20:53:34	Bright	53.500	24	66Alp Gem	1.5800	10200.	107	44843	No
171	GOM_NL__2PRFIN20100927_210346_000000642093_00200_44843_2028.N1	27-SEP-2010 21:03:46	Dark	64.000	8	10Alp CMi	0.40000	6500.0	128	44843	No
172	GOM_NL__2PRFIN20100927_211058_000000482093_00200_44843_2029.N1	27-SEP-2010 21:10:58	Dark	47.500	132	15Rho Pup	2.8030	6900.0	95	44843	No
173	GOM_NL__2PRFIN20100927_211423_000000452093_00200_44843_2030.N1	27-SEP-2010 21:14:23	Dark	45.000	88	31Eta CMa	2.4480	20000.	90	44843	No
174	GOM_NL__2PRFIN20100927_211558_000000522093_00200_44843_2031.N1	27-SEP-2010 21:15:58	Dark	52.000	23	21Eps CMa	1.5020	26000.	104	44843	No
175	GOM_NL__2PRFIN20100927_211956_000000442093_00201_44844_2033.N1	27-SEP-2010 21:19:56	Dark	44.000	161	Tau Pup	2.9310	4500.0	88	44844	No
176	GOM_NL__2PRFIN20100927_213343_000000512093_00201_44844_2034.N1	27-SEP-2010 21:33:43	Straylight	50.500	157	The1Eri	2.9060	9300.0	101	44844	No
177	GOM_NL__2PRFIN20100927_214455_000000522093_00201_44844_2035.N1	27-SEP-2010 21:44:55	Straylight	51.500	52	16Bet Cet	2.0370	4500.0	103	44844	No
178	GOM_NL__2PRFIN20100927_215542_000000422093_00201_44844_2036.N1	27-SEP-2010 21:55:42	Bright	42.000	140	88Gam Peg	2.8340	26000.	84	44844	No
179	GOM_NL__2PRFIN20100927_215955_000000422093_00201_44844_2037.N1	27-SEP-2010 21:59:55	Bright	42.000	58	21Alp And	2.0730	11000.	84	44844	No
180	GOM_NL__2PRFIN20100927_220401_000000502093_00201_44844_2038.N1	27-SEP-2010 22:04:01	Bright	49.500	53	43Bet And	2.0480	3300.0	99	44844	No
181	GOM_NL__2PRFIN20100927_220829_000000392093_00201_44844_2039.N1	27-SEP-2010 22:08:29	Bright	38.500	74	11Bet Cas	2.2680	6600.0	77	44844	No
182	GOM_NL__2PRFIN20100927_220956_000000422093_00201_44844_2040.N1	27-SEP-2010 22:09:56	Bright	41.500	76	27Gam Cas	2.3000	30000.	83	44844	No
183	GOM_NL__2PRFIN20100927_223410_000000742093_00201_44844_2041.N1	27-SEP-2010 22:34:10	Bright	74.000	24	66Alp Gem	1.5800	10200.	148	44844	No
184	GOM_NL__2PRFIN20100927_224423_000000732093_00201_44844_2042.N1	27-SEP-2010 22:44:23	Dark	73.000	8	10Alp CMi	0.40000	6500.0	146	44844	No
185	GOM_NL__2PRFIN20100927_225134_000000442093_00201_44844_2043.N1	27-SEP-2010 22:51:34	Dark	44.000	132	15Rho Pup	2.8030	6900.0	88	44844	No
186	GOM_NL__2PRFIN20100927_225500_000000512093_00201_44844_2044.N1	27-SEP-2010 22:55:00	Dark	50.500	88	31Eta CMa	2.4480	20000.	101	44844	No
187	GOM_NL__2PRFIN20100927_225635_000000522093_00201_44844_2045.N1	27-SEP-2010 22:56:35	Dark	51.500	23	21Eps CMa	1.5020	26000.	103	44844	No
188	GOM_NL__2PRFIN20100927_230033_000000422093_00202_44845_2064.N1	27-SEP-2010 23:00:33	Dark	42.000	161	Tau Pup	2.9310	4500.0	84	44845	No
189	GOM_NL__2PRFIN20100927_231420_000000522093_00202_44845_2065.N1	27-SEP-2010 23:14:20	Straylight	52.000	157	The1Eri	2.9060	9300.0	104	44845	No
190	GOM_NL__2PRFIN20100927_232532_000000522093_00202_44845_2066.N1	27-SEP-2010 23:25:32	Straylight	51.500	52	16Bet Cet	2.0370	4500.0	103	44845	No
191	GOM_NL__2PRFIN20100927_233617_000000412093_00202_44845_2067.N1	27-SEP-2010 23:36:17	Bright	41.000	140	88Gam Peg	2.8340	26000.	82	44845	No
192	GOM_NL__2PRFIN20100927_234031_000000432093_00202_44845_2068.N1	27-SEP-2010 23:40:31	Bright	43.000	58	21Alp And	2.0730	11000.	86	44845	No
193	GOM_NL__2PRFIN20100927_234436_000000482093_00202_44845_2069.N1	27-SEP-2010 23:44:36	Bright	47.500	53	43Bet And	2.0480	3300.0	95	44845	No
194	GOM_NL__2PRFIN20100927_234904_000000412093_00202_44845_2070.N1	27-SEP-2010 23:49:04	Bright	40.500	74	11Bet Cas	2.2680	6600.0	81	44845	No
195	GOM_NL__2PRFIN20100927_235032_000000422093_00202_44845_2071.N1	27-SEP-2010 23:50:32	Bright	42.000	76	27Gam Cas	2.3000	30000.	84	44845	No

3. Quality information per product

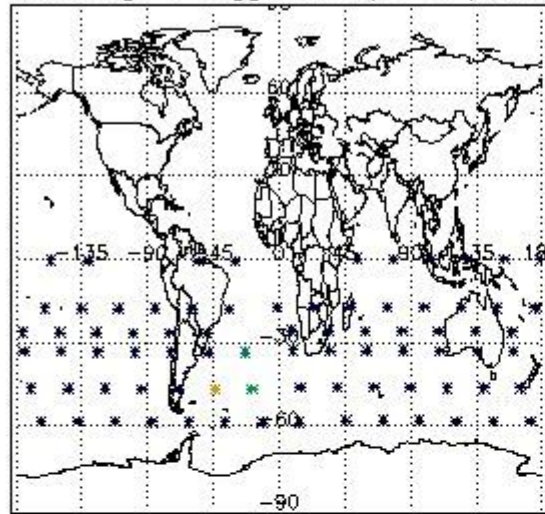
In this section it is plotted some information contained in the Quality Summary data set of the level 2 products. Only products in dark limb conditions and without errors (error flag in the MPH set to "0") are used.

3.1 Plot quality information per product (time dependant)

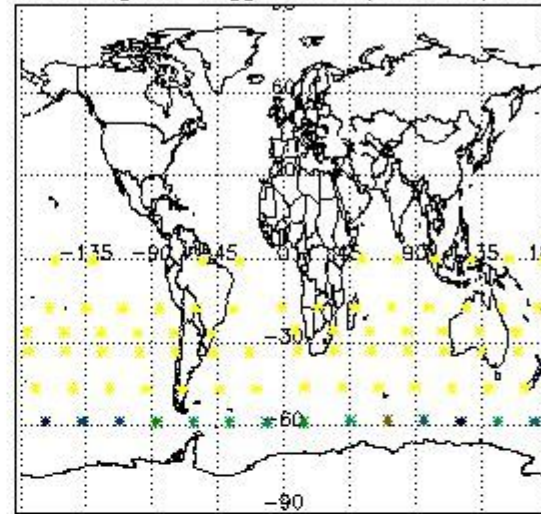


3.2 Plot quality information per product (world map)

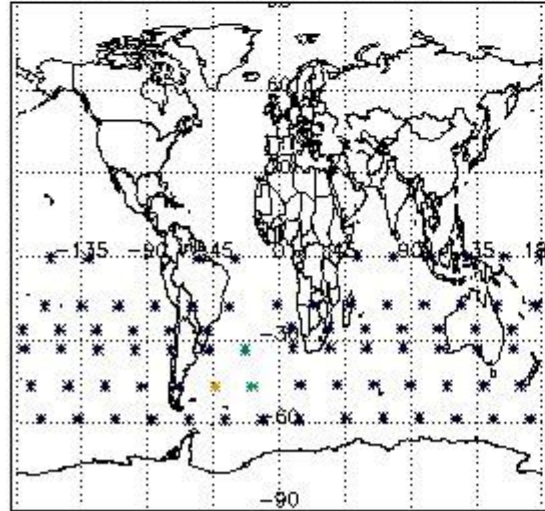
Percentage of flagged data per O3 profile



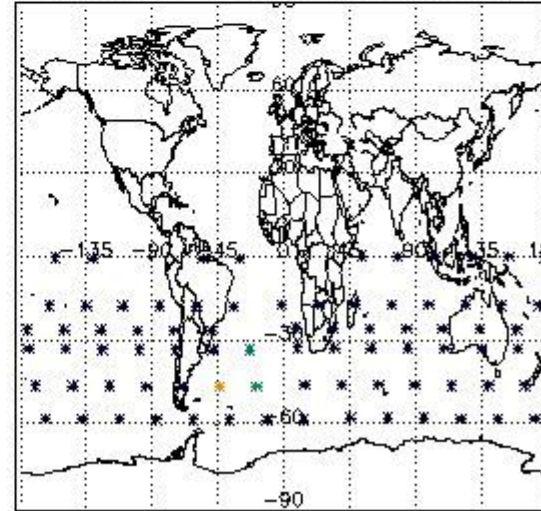
Percentage of flagged data per H2O profile



Percentage of flagged data per NO2 profile



Percentage of flagged data per NO3 profile

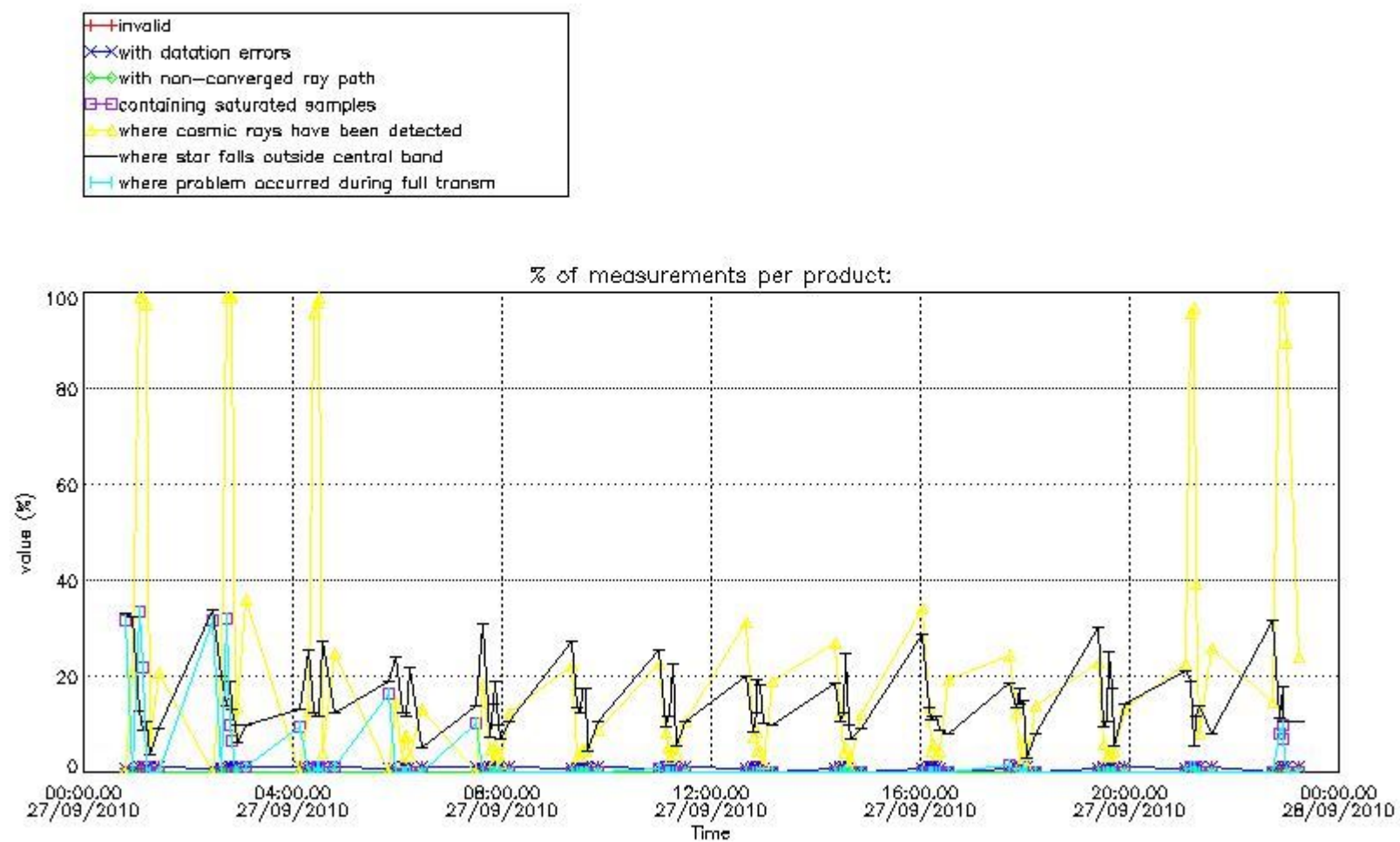


4. Level 1 quality information per product

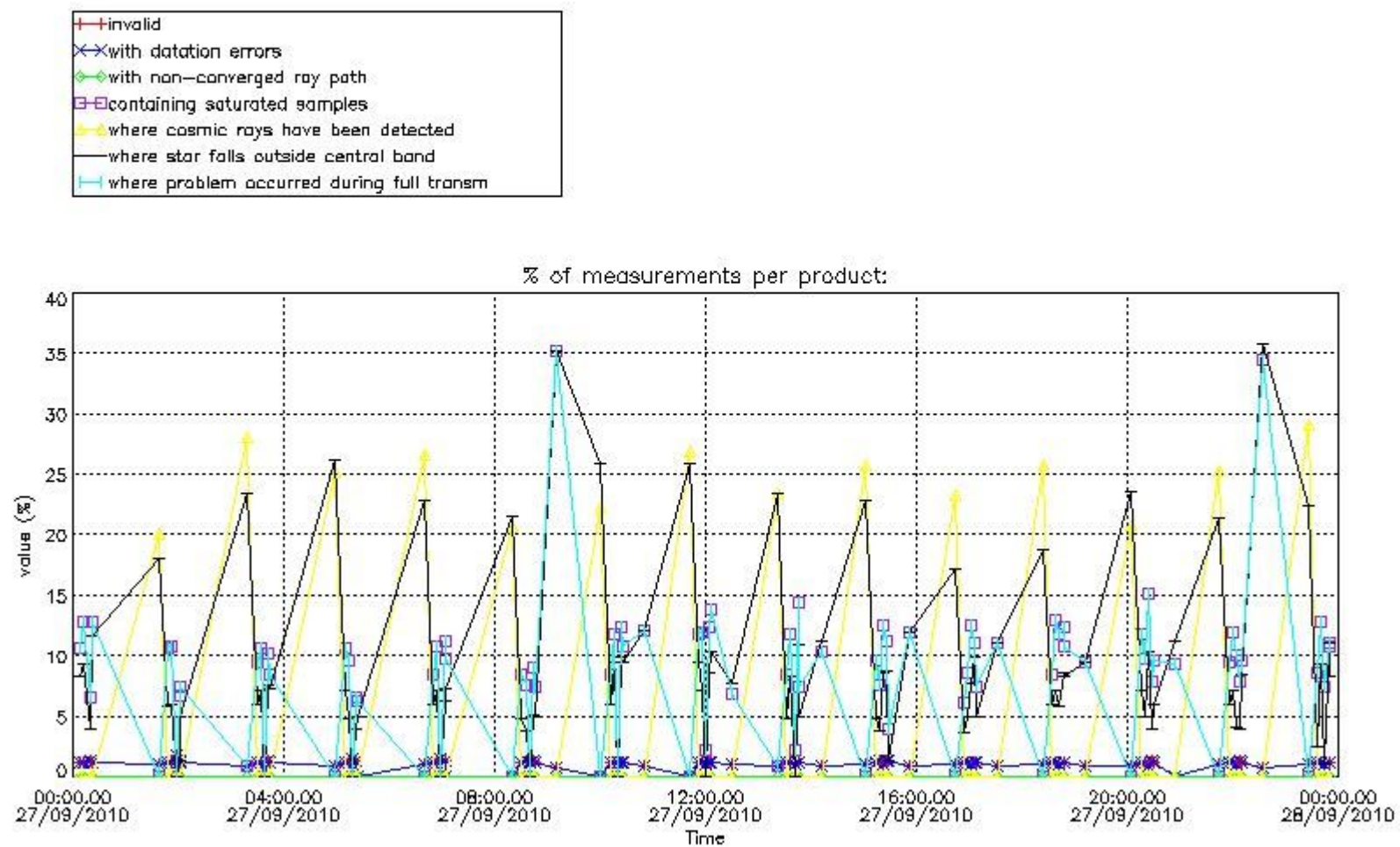
In this section it is plotted some information contained in the Quality Summary data set of the level 2 products that comes from the level 1b processing. Products without errors (error flag in the MPH set to "0") are used.

4.1 Plot quality information per product (time dependant) coming from level 1b processing

4.1.1 Plot level 1 quality information per product (time dependant): ENVISAT ASCENDING passes

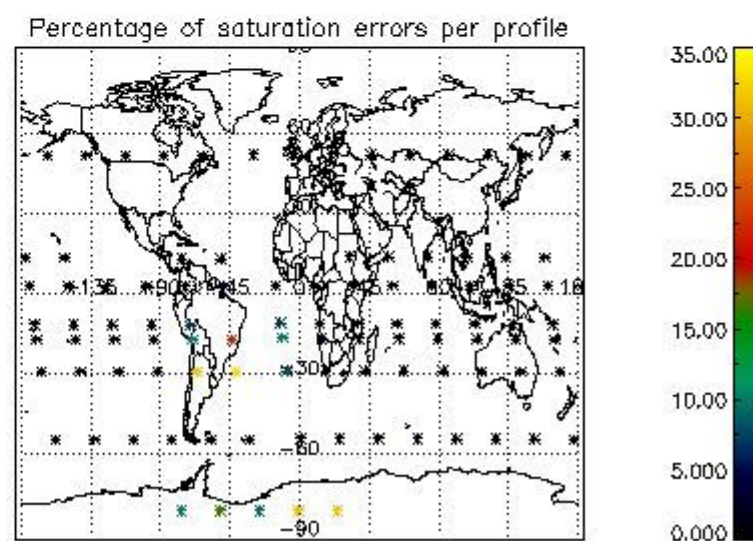
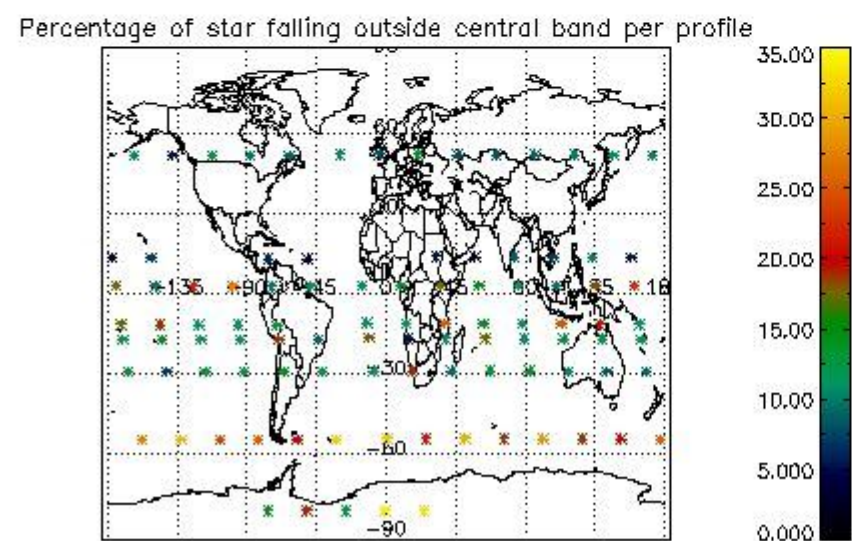
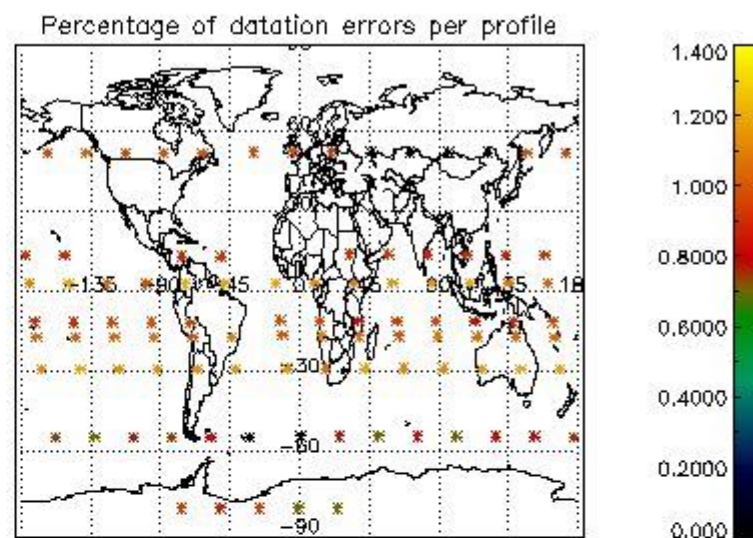
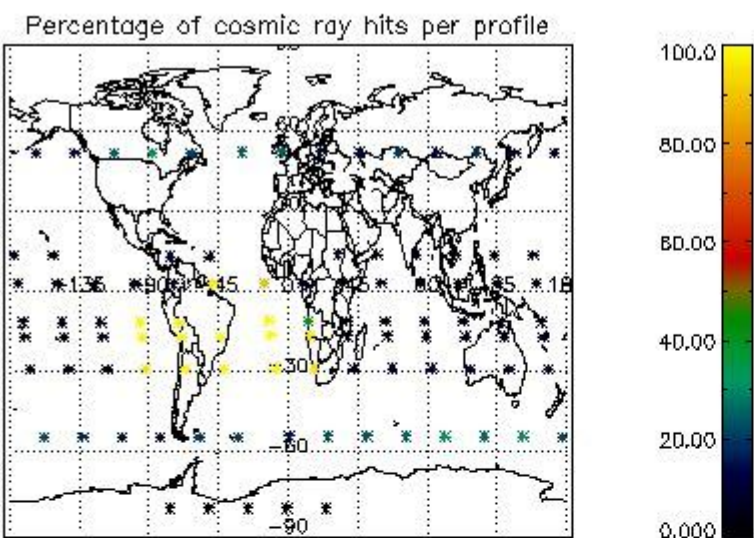


4.1.2 Plot level 1 quality information per product (time dependant): ENVI SAT DESCENDING passes

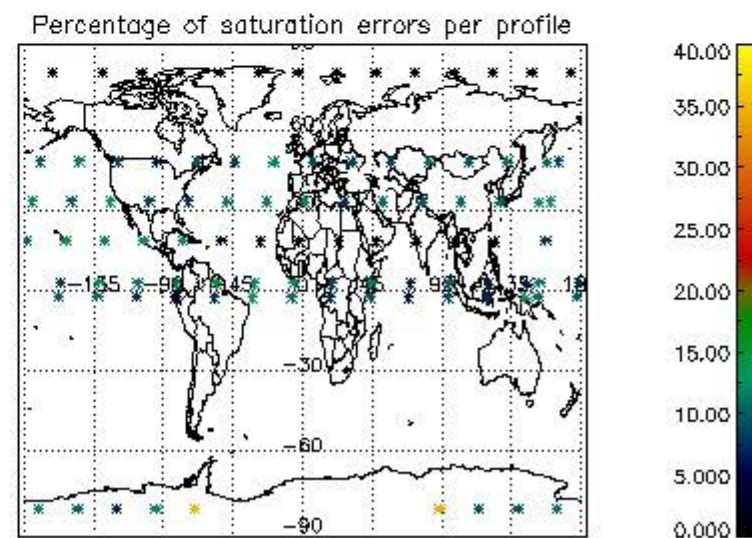
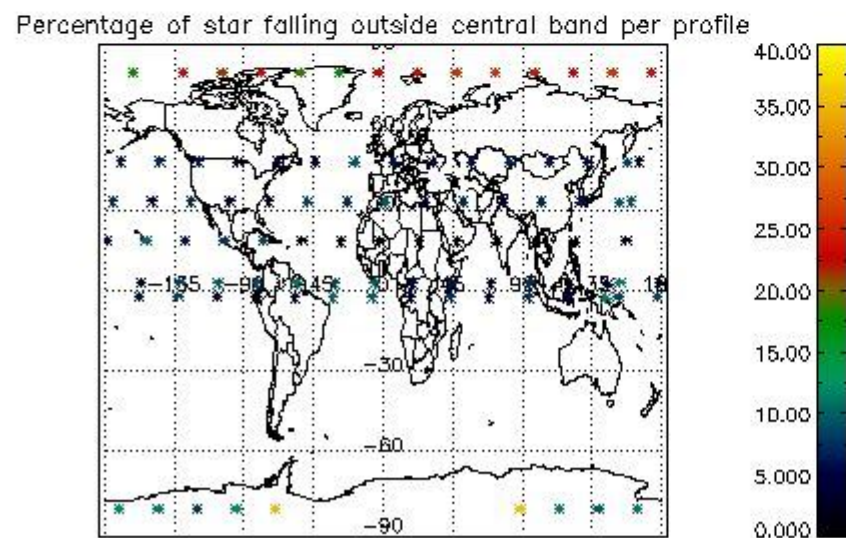
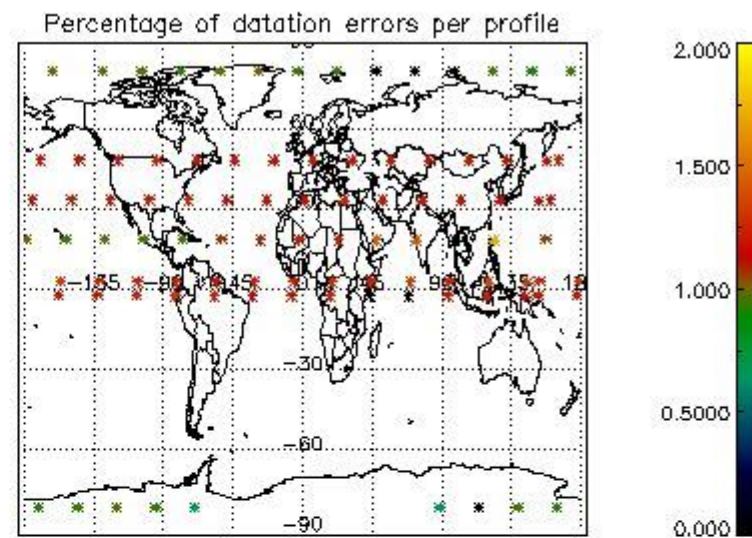
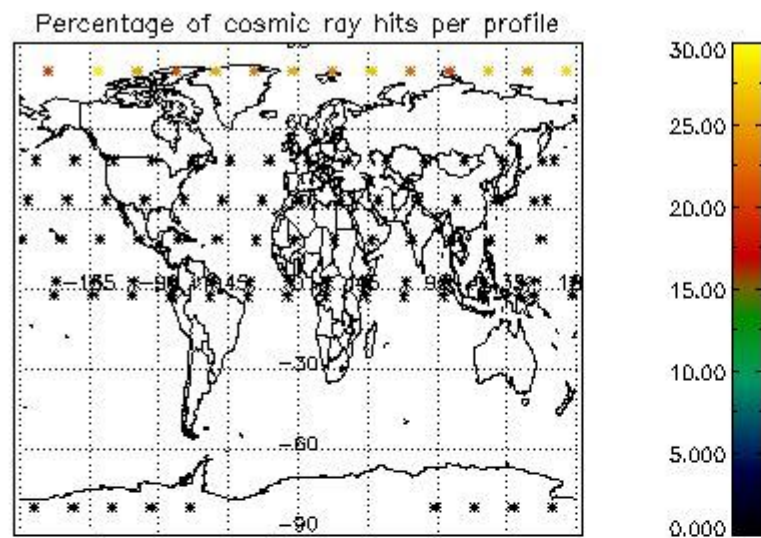


4.2 Plot quality information per product coming from level 1b processing (world map)

4.2.1 Plot level 1 quality information per product (world map): ENVISAT ASCENDING passes



4.2.2 Plot level 1 quality information per product (world map): ENVISAT DESCENDING passes



5. Trace gas profiles

5.1 Ozone statistics based on quality of products

The final quality of the products can be "measured" using the STD (Standard Deviation) attached to every point profile. This information is written to the parameter GOM_NL__2P/NL_LOCAL_SPECIES_DENSITY/o3_std of the level 2 products. The table below shows the statistics for given STD ranges.

The statistics are given with respect to the overall valid production:

- Products without fatal errors: GOM_NL__2P/MPH/PRODUCT_ERR=0
- Valid point profile: GOM_NL__2P/NL_LOCAL_SPECIES_DENSITY/pcd(0)=0

The 'Criteria' is applied to valid points of dark limb products:

- Products in dark limb illumination condition: GOM_NL__2P/NL_SUMMARY_QUALITY/obs_ill_cond=0
- Products without fatal errors: GOM_NL__2P/MPH/PRODUCT_ERR=0
- Valid point profile: GOM_NL__2P/NL_LOCAL_SPECIES_DENSITY/pcd(0)=0

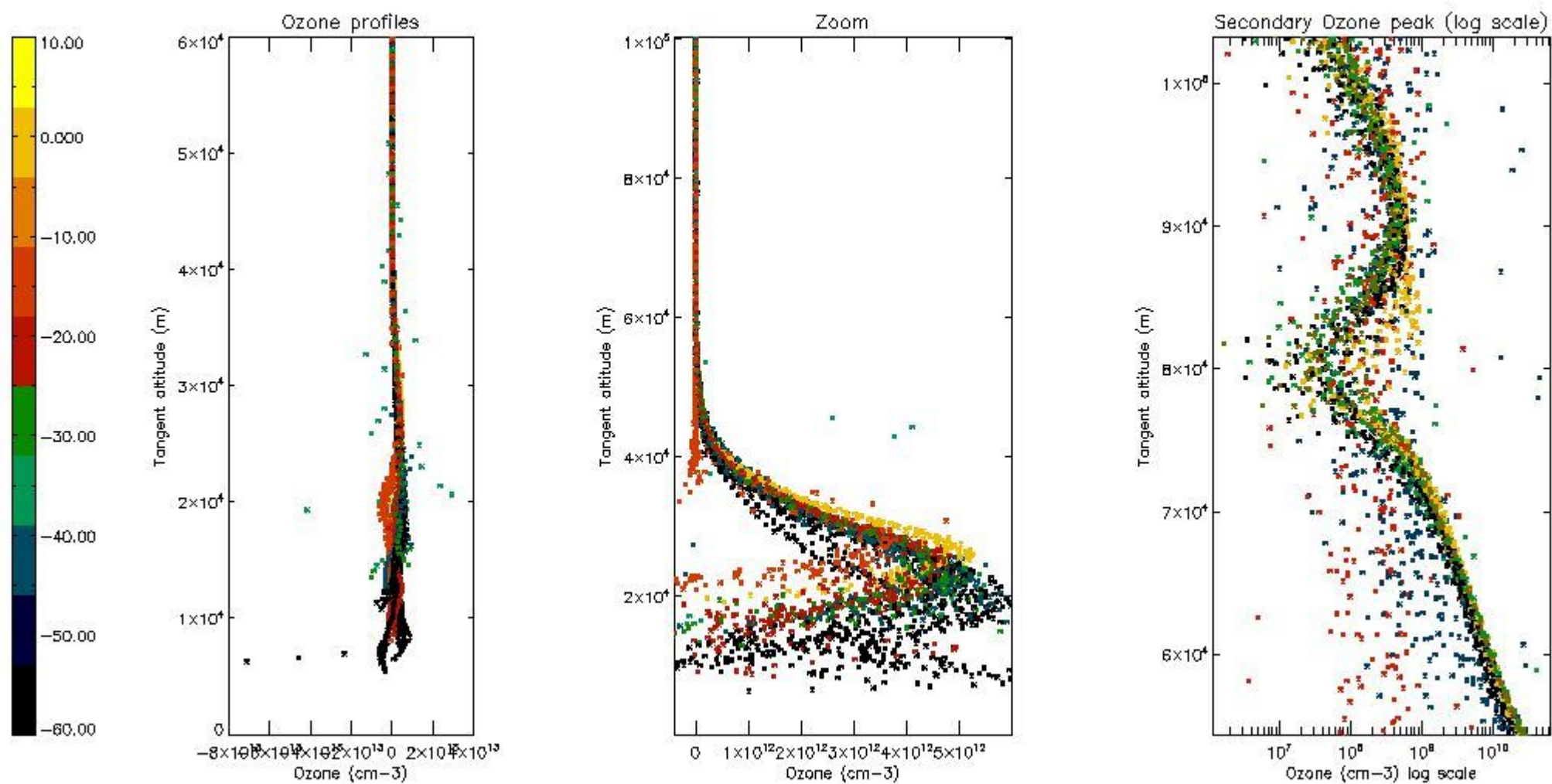
So, the table below shows the percentage of dark limb and valid observations for each criteria with respect to the overall valid daily observations.

Criteria	% of total production
All STD	44
STD < 20	24

STD < 10	18
STD < 5	14

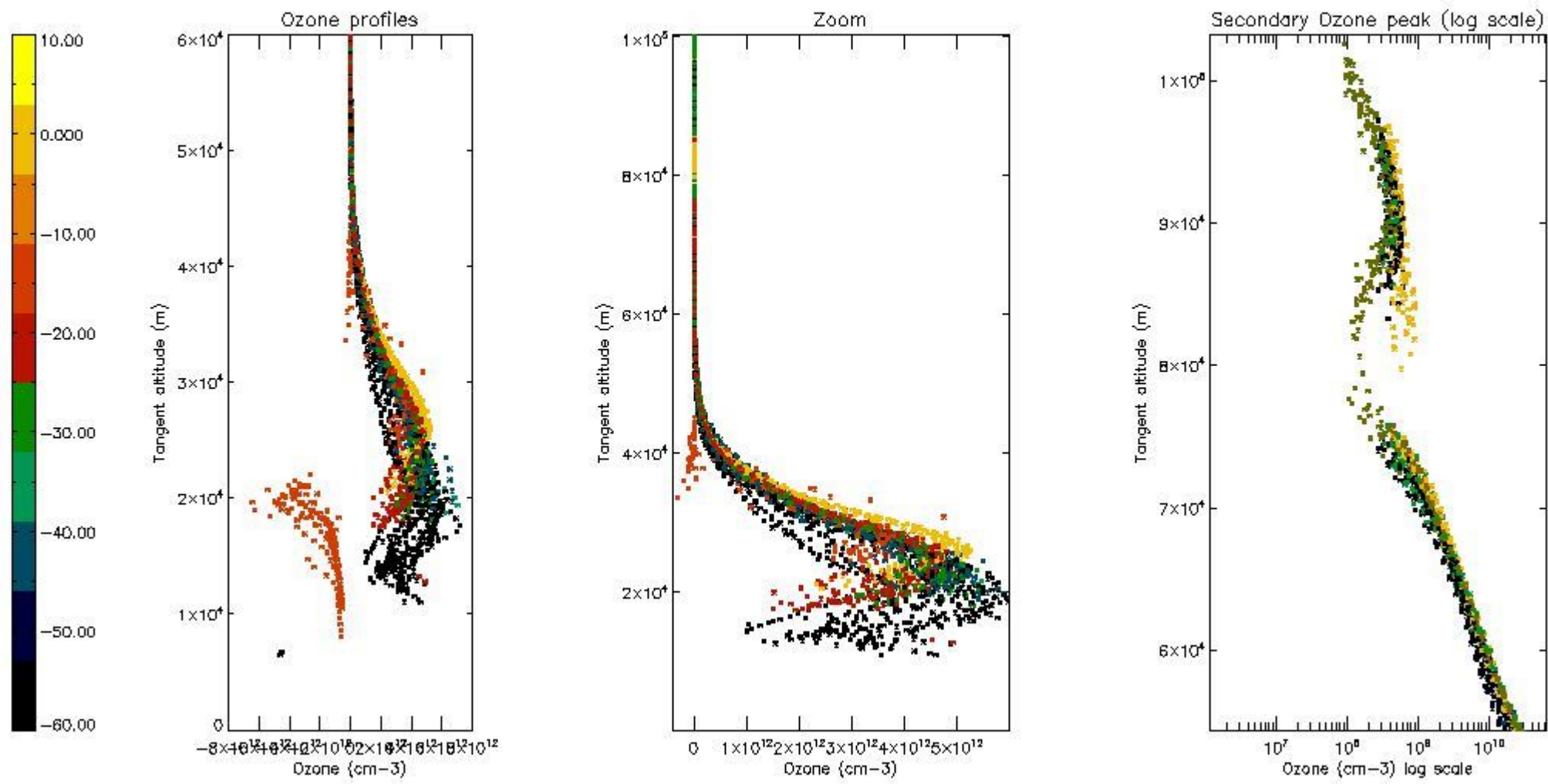
5.2 Plot ozone profiles for all STD (dark without errors)

The colorbar represents the latitude.



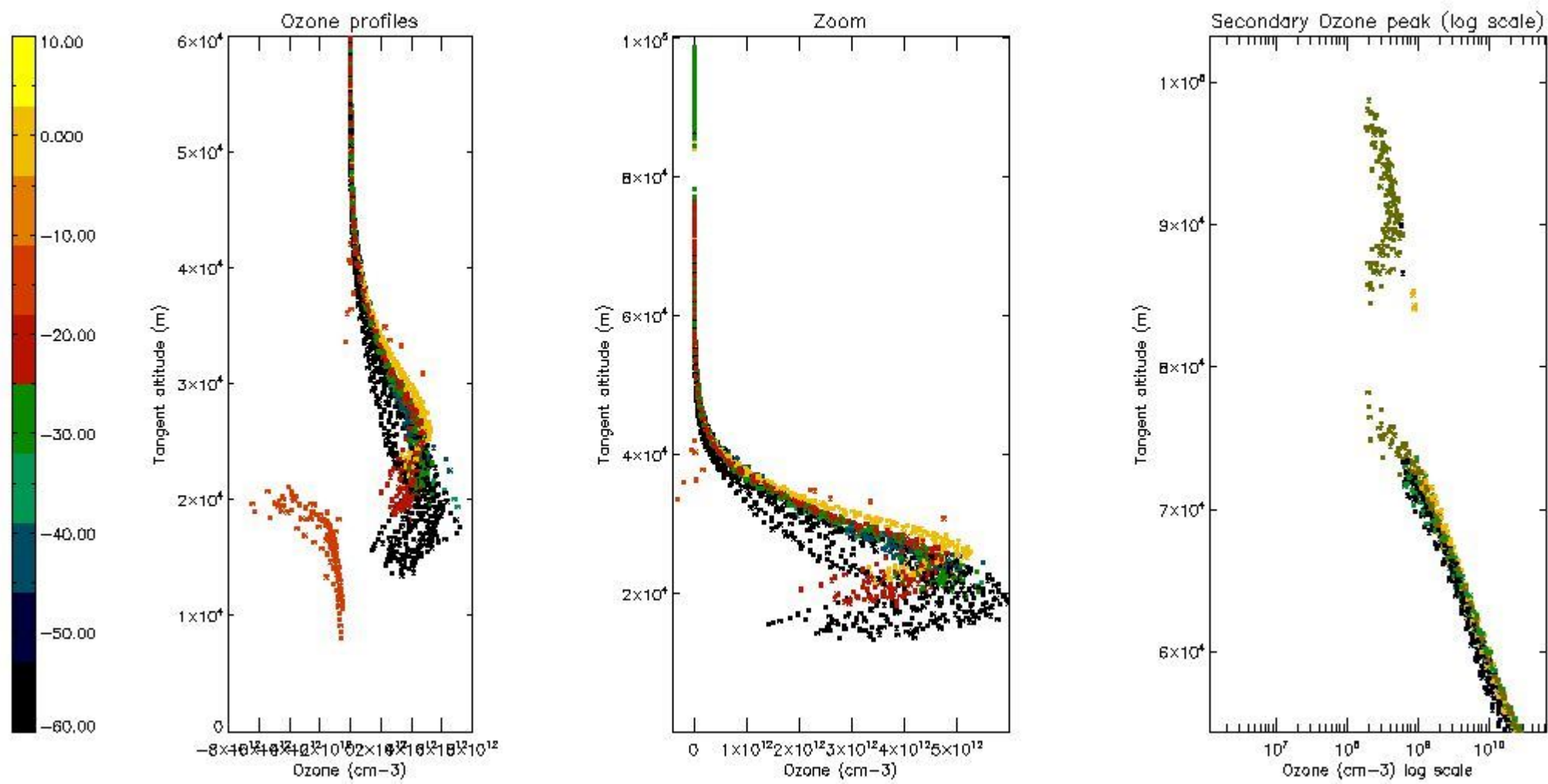
5.3 Plot ozone profiles where STD < 20% (dark without errors)

The colorbar represents the latitude.



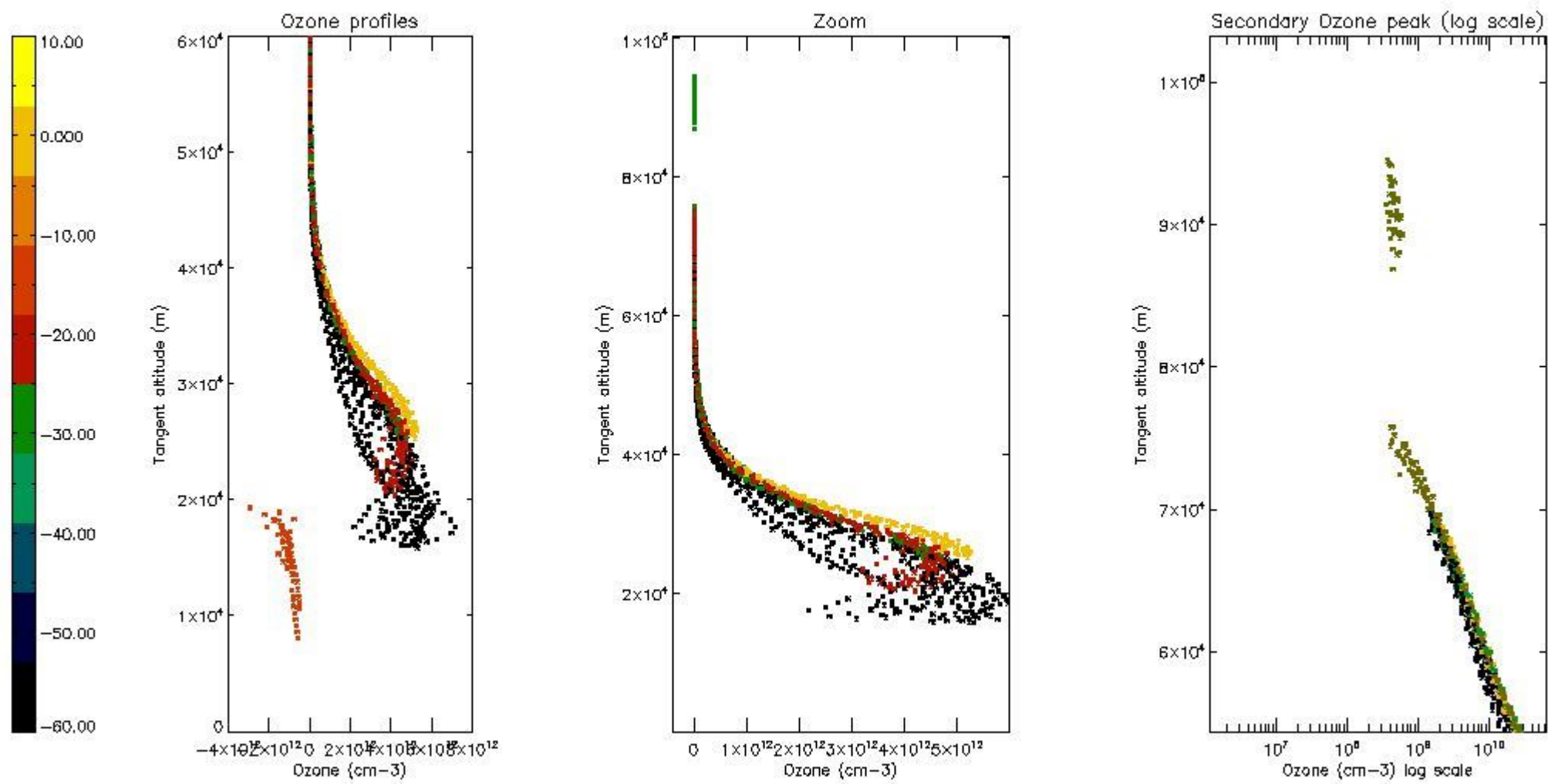
5.4 Plot ozone profiles where STD < 10% (dark without errors)

The colorbar represents the latitude.



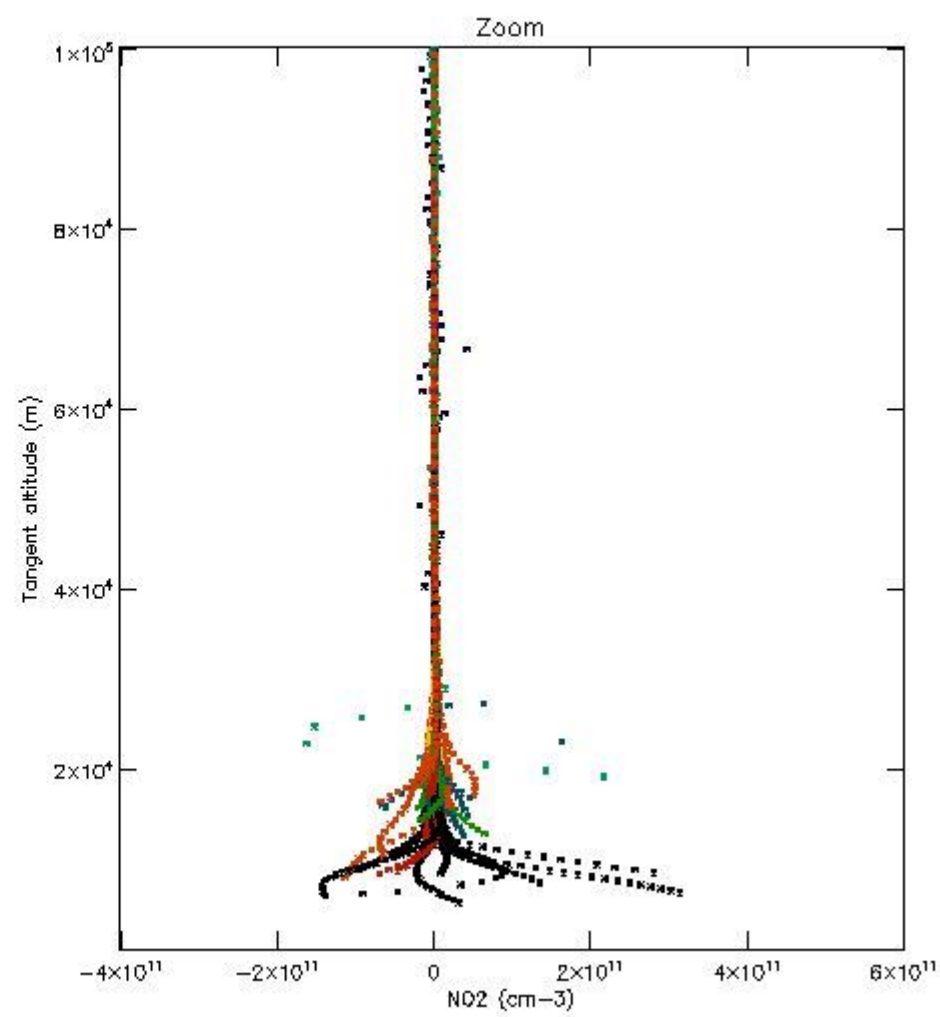
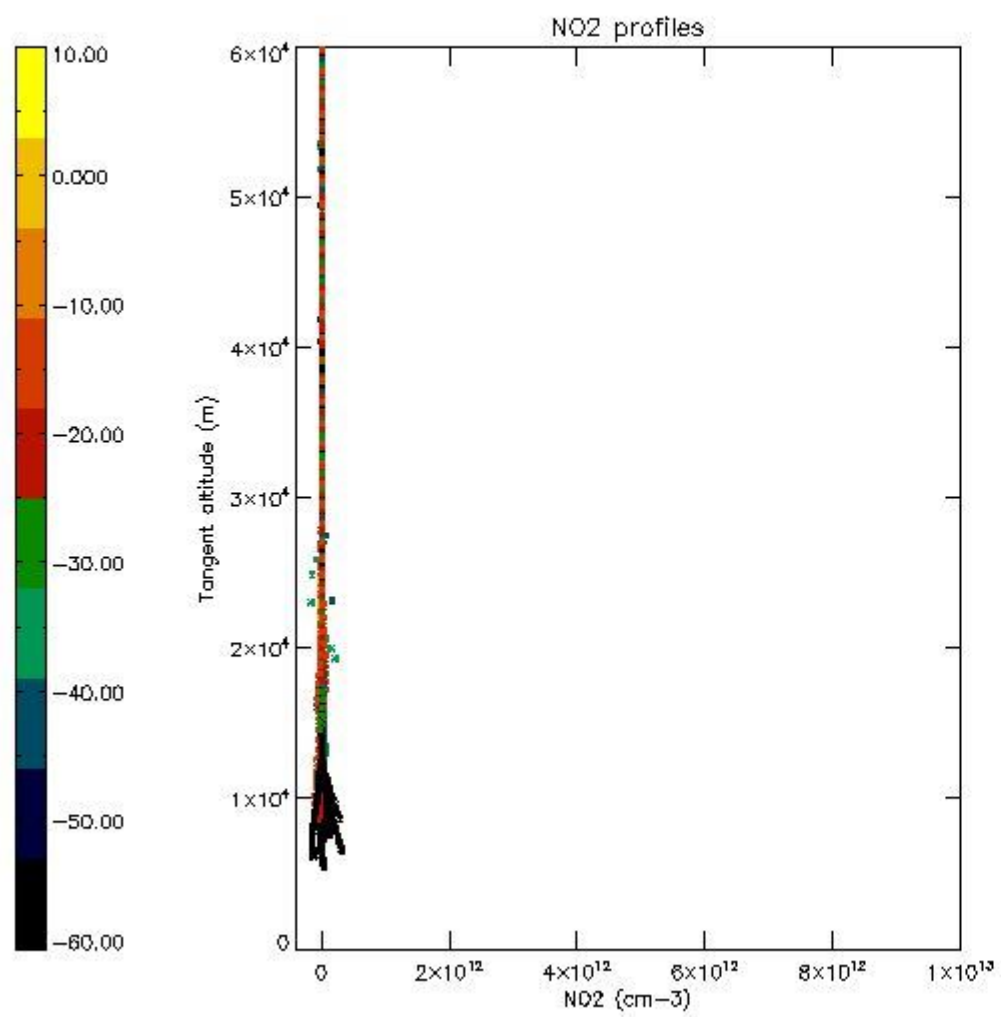
5.5 Plot ozone profiles where STD < 5% (dark without errors)

The colorbar represents the latitude.



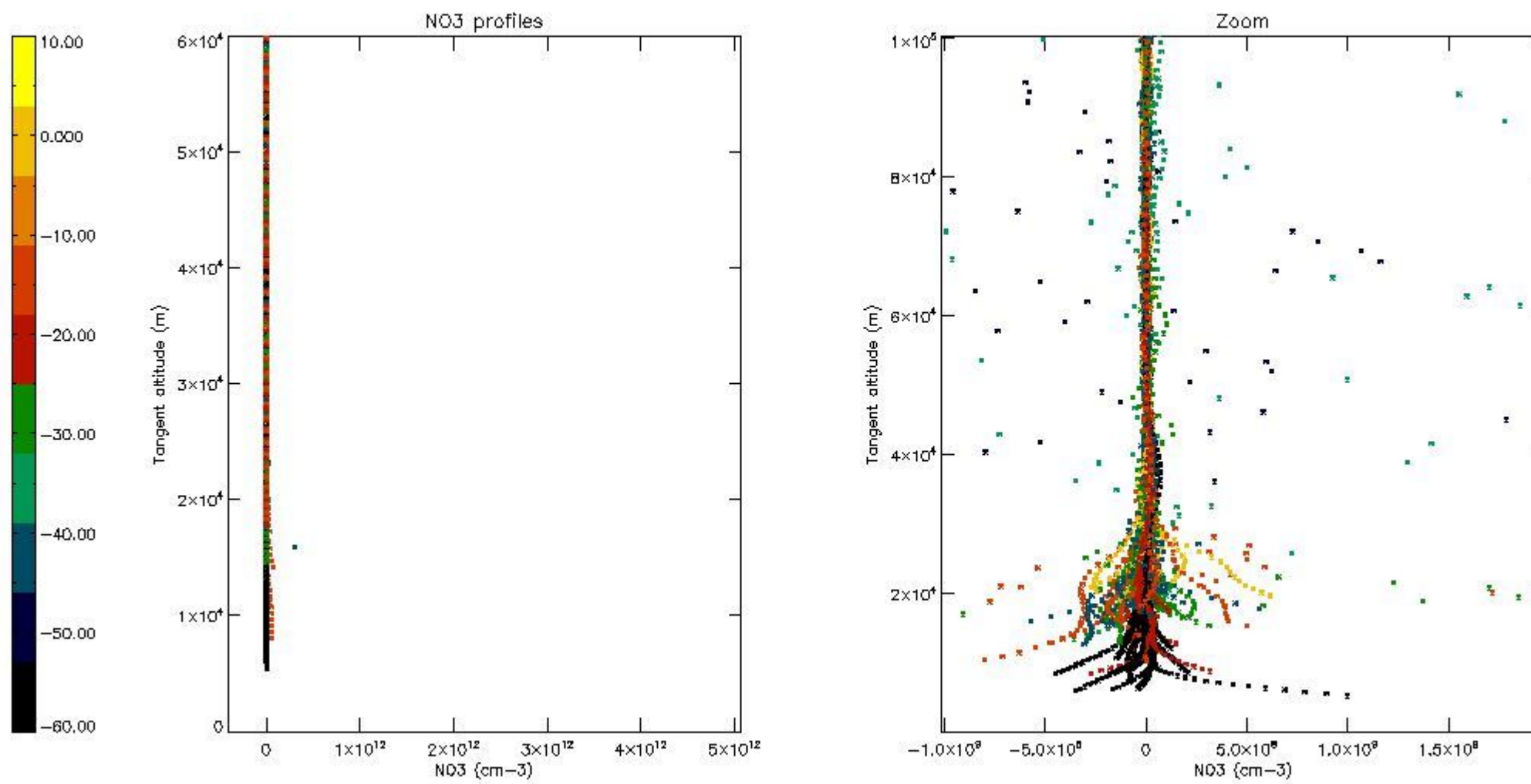
5.6 Plot NO₂ profiles for all STD (dark without errors)

The colorbar represents the latitude.



5.7 Plot NO3 profiles for all STD (dark without errors)

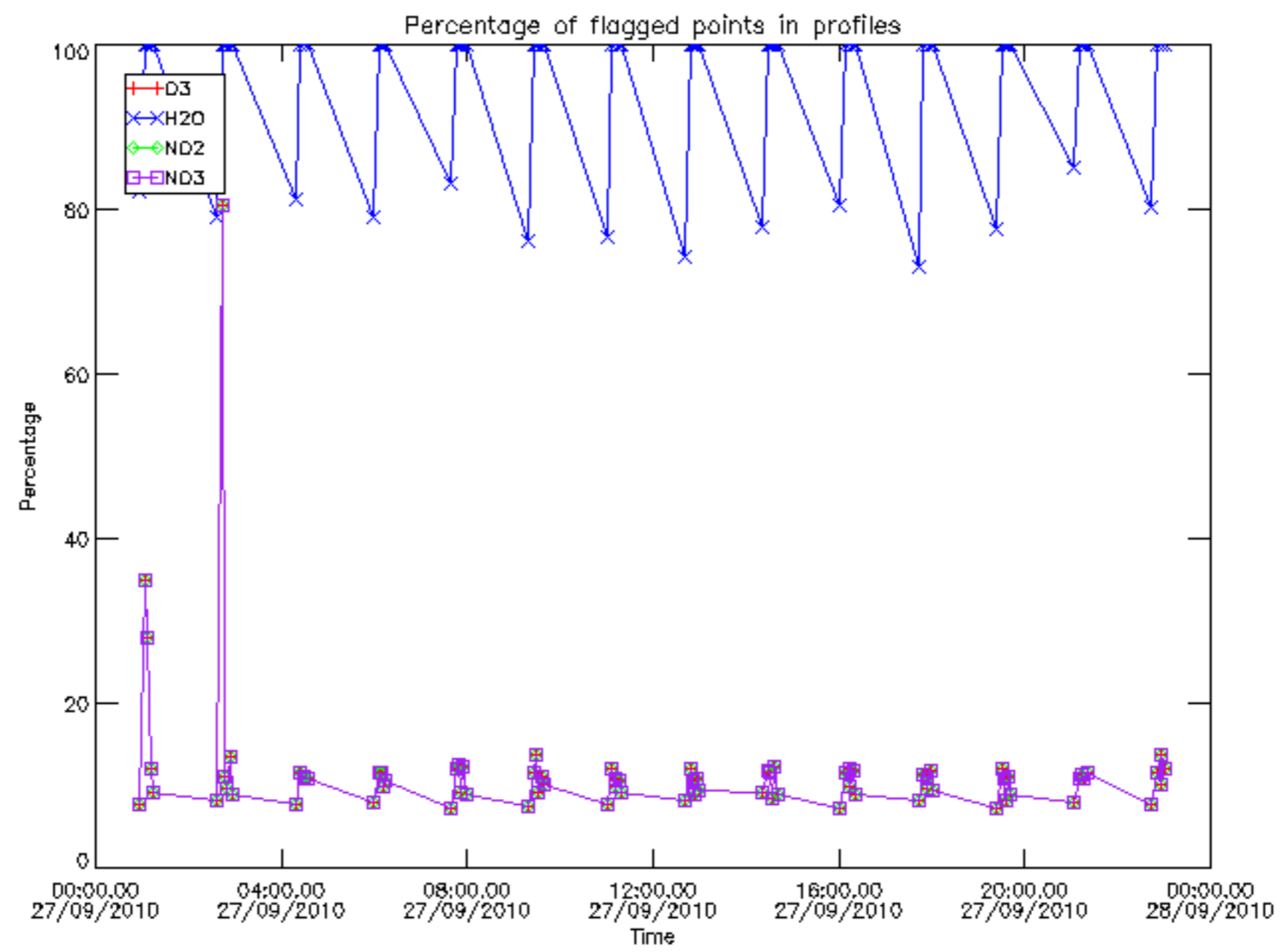
The colorbar represents the latitude.



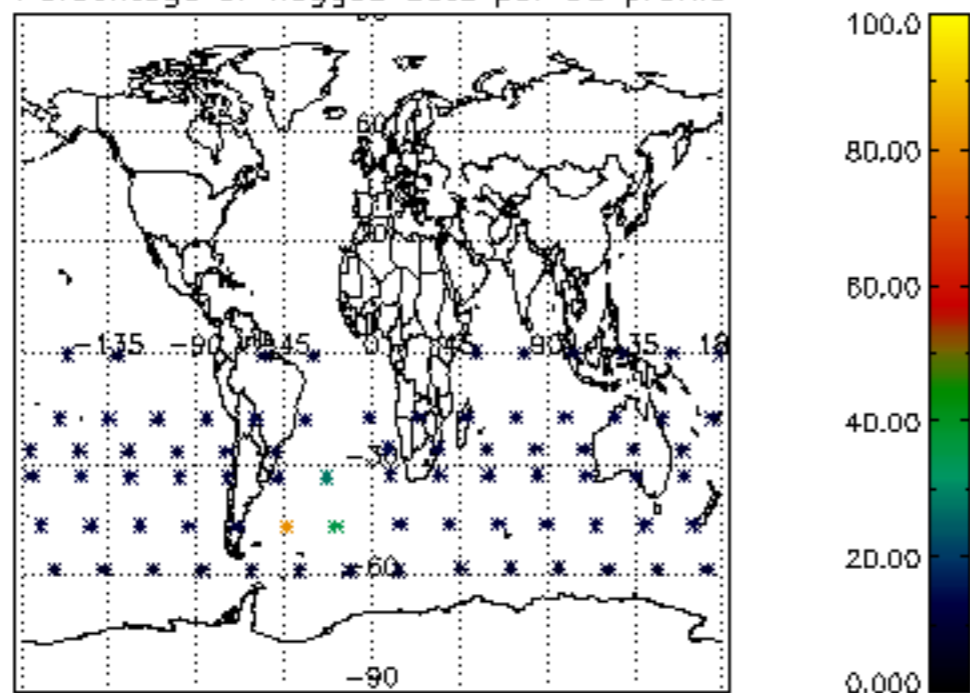
6. Auxiliary Data Files used for the production reported in section 2

The number reported in the third column indicates since which file (see list in section 2) the corresponding auxiliary file has been used. The fourth column is the date of those product files.

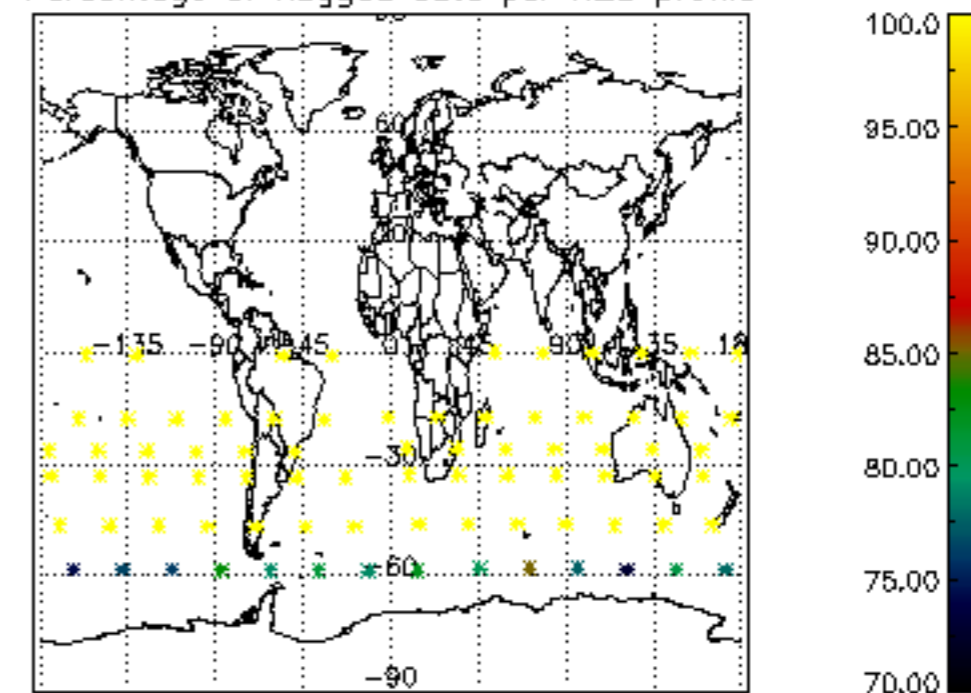
Type	Auxiliary Filename	Used since product	Used since product date
INST_PHYS_CHARACTERISTICS	GOM_INS_AXVIEC20091111_143220_20030716_120000_20500101_000000	1	27-SEP-2010 00:07:59
LEVEL-2_PROC_CONFIG	GOM_PR2_AXVIEC20091111_152718_20020301_000000_20500101_000000	1	27-SEP-2010 00:07:59
CROSS_SECTIONS_FILE	GOM_CRS_AXVIEC20091111_154832_20020301_000000_20500101_000000	1	27-SEP-2010 00:07:59



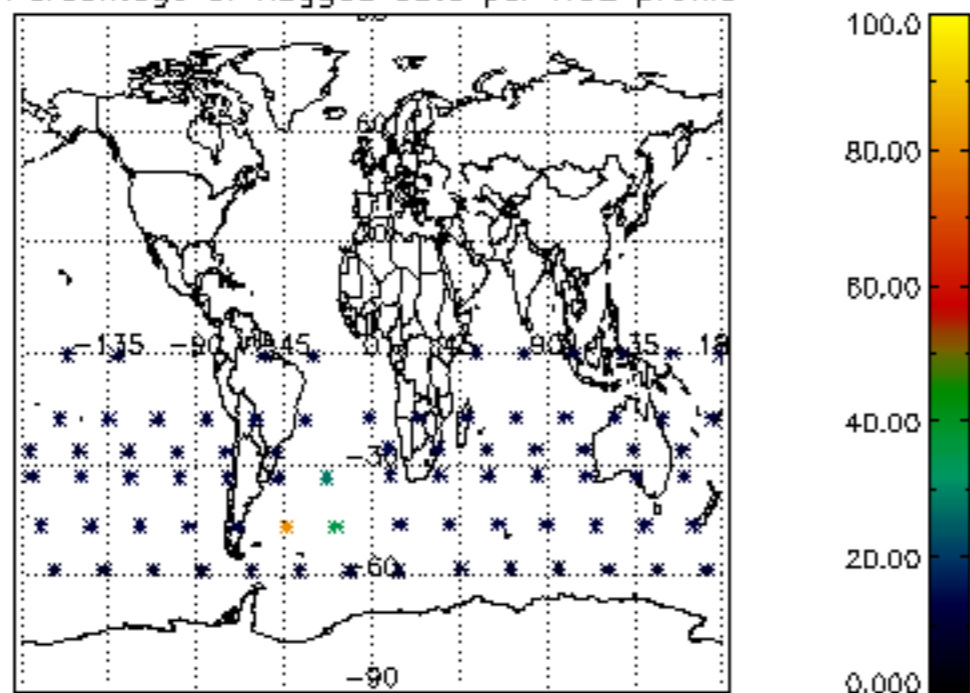
Percentage of flagged data per D3 profile



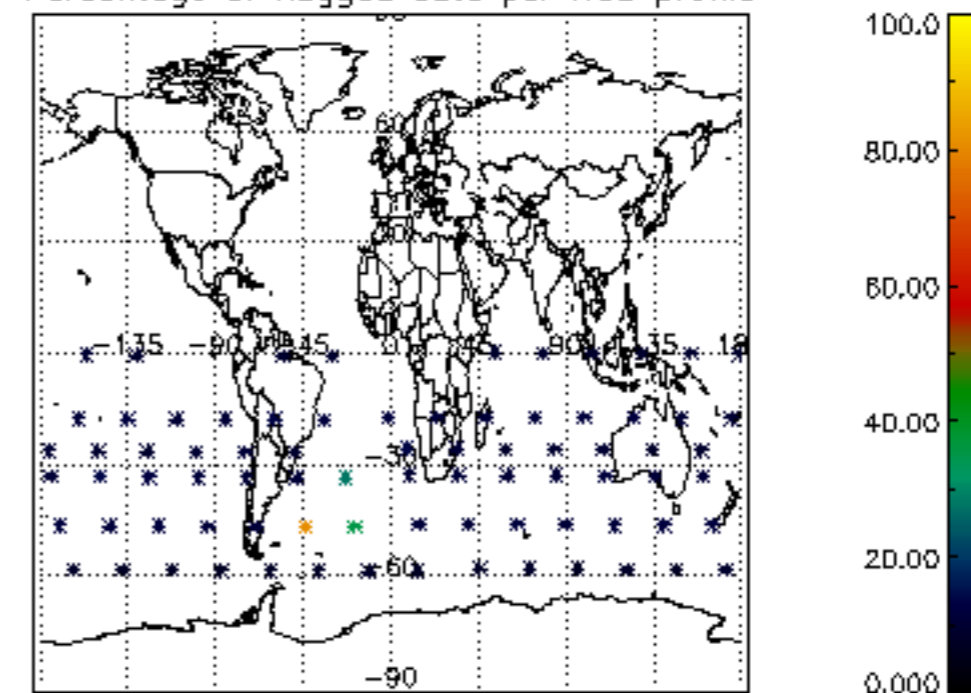
Percentage of flagged data per H2O profile

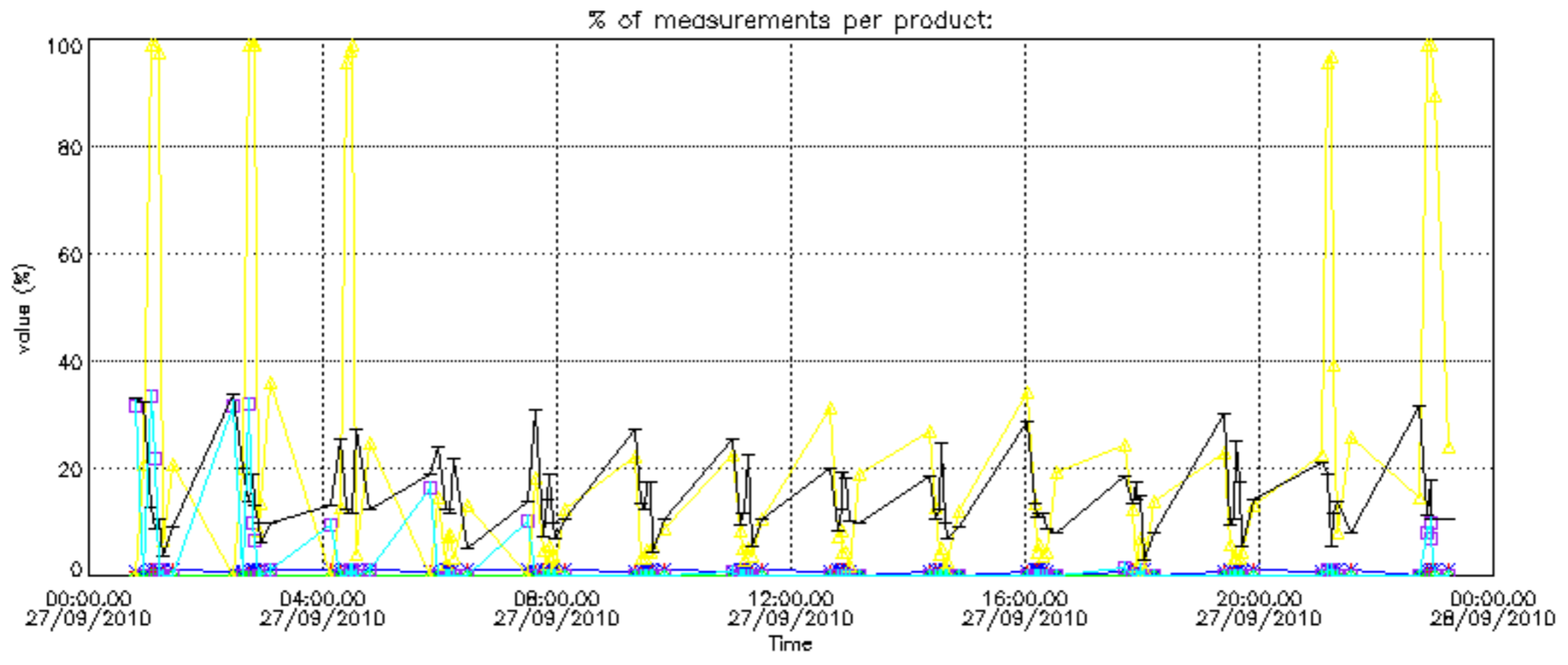


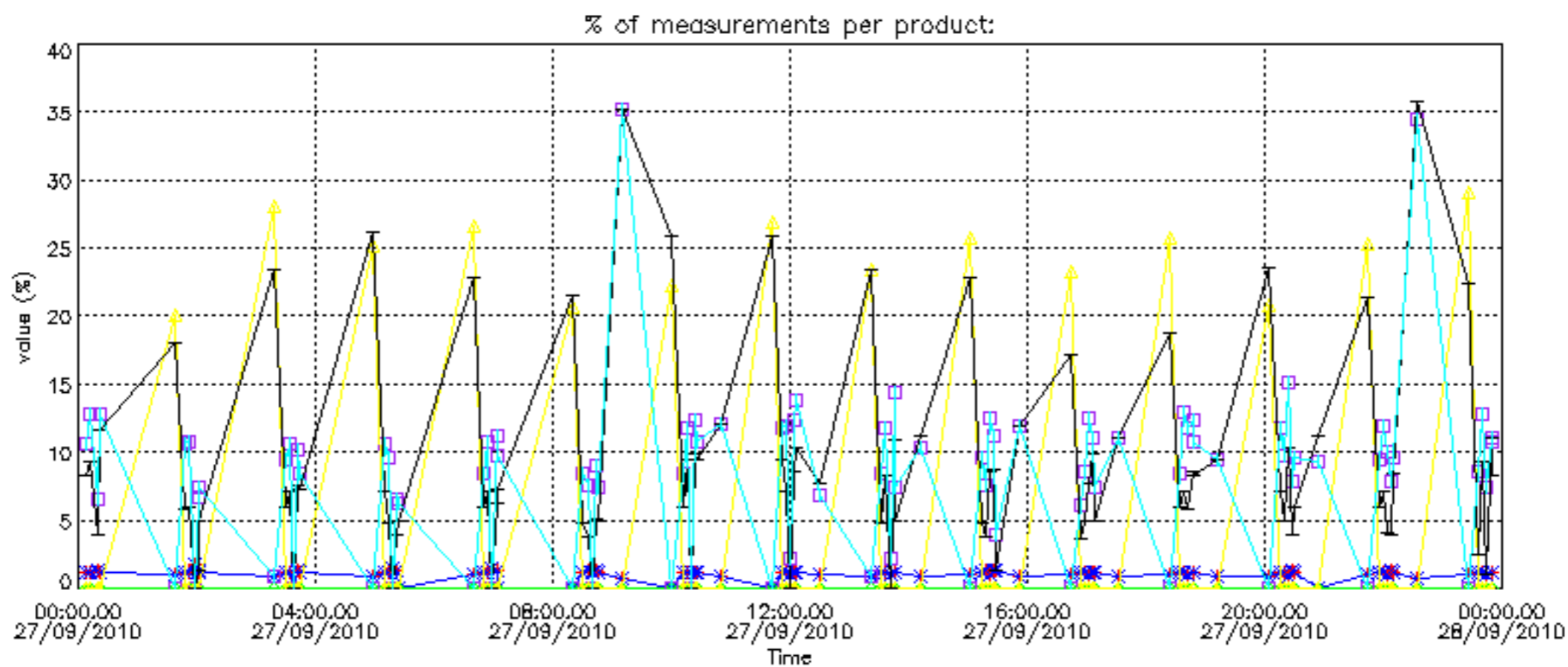
Percentage of flagged data per NO2 profile



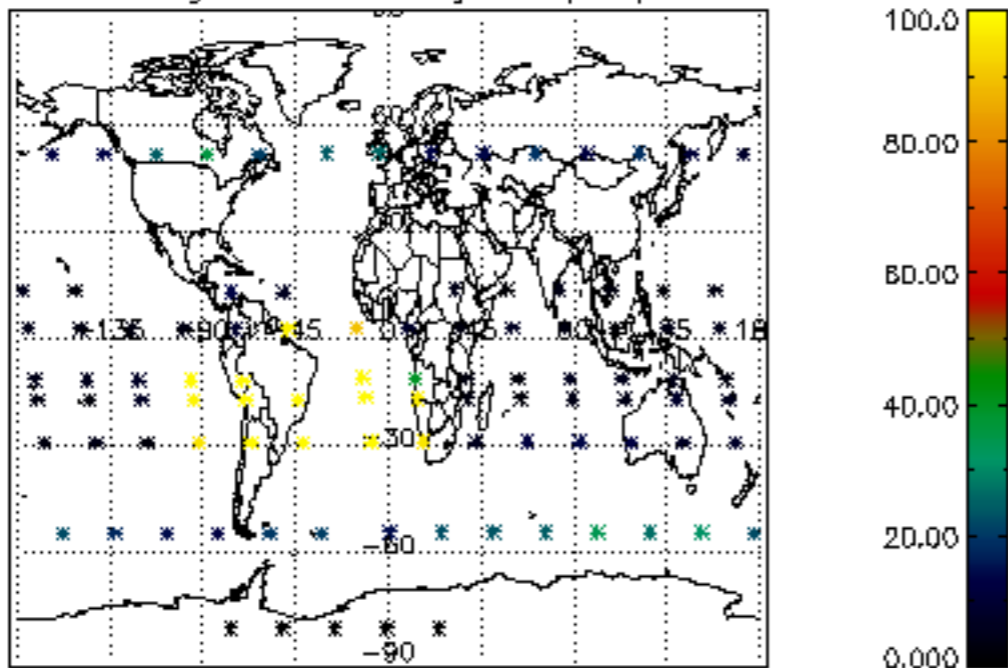
Percentage of flagged data per NO3 profile



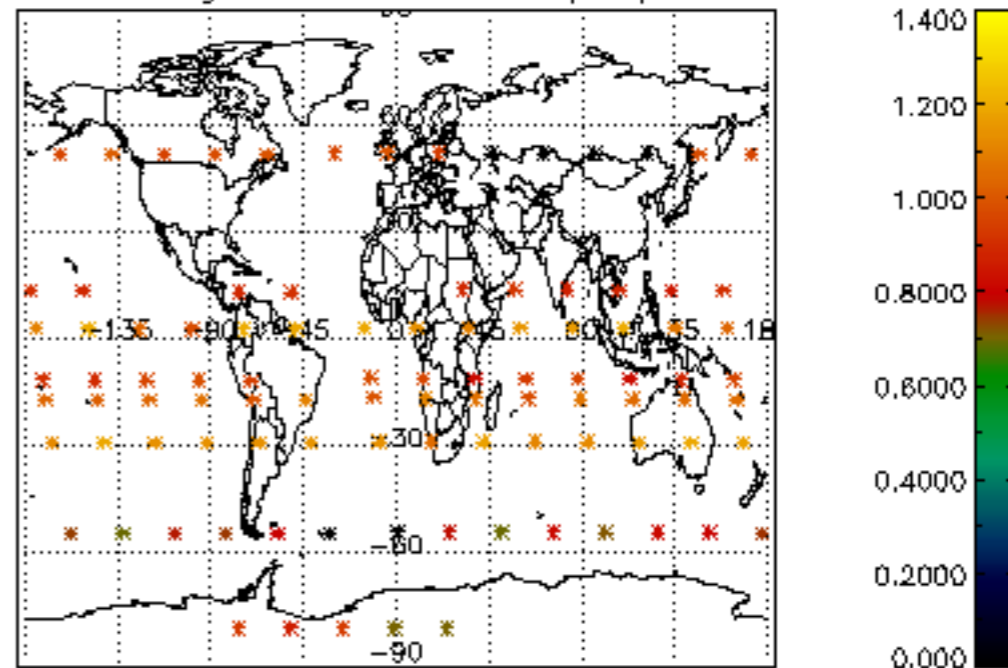




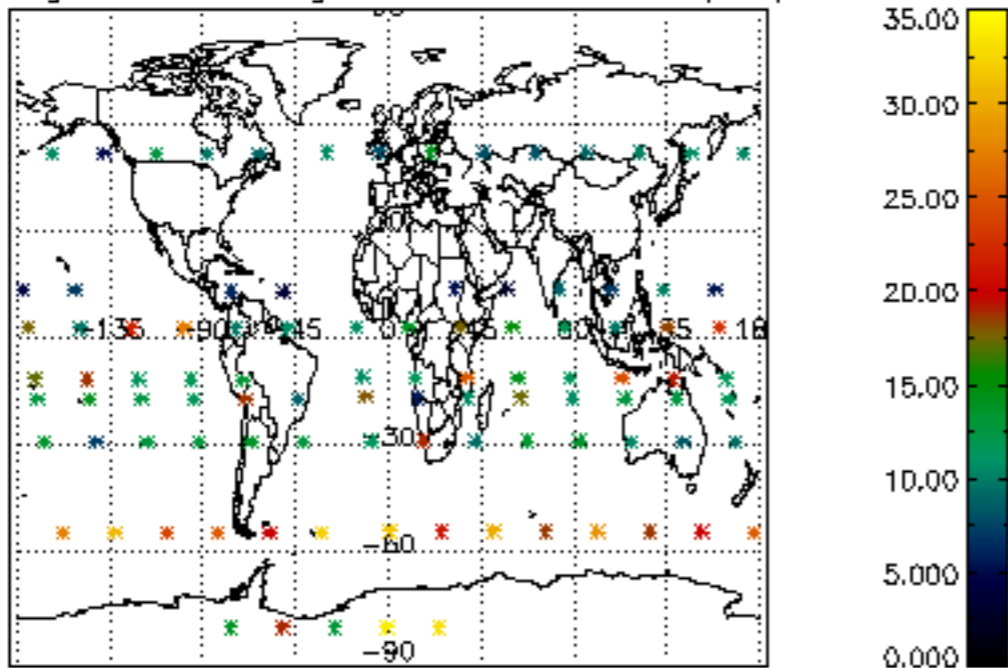
Percentage of cosmic ray hits per profile



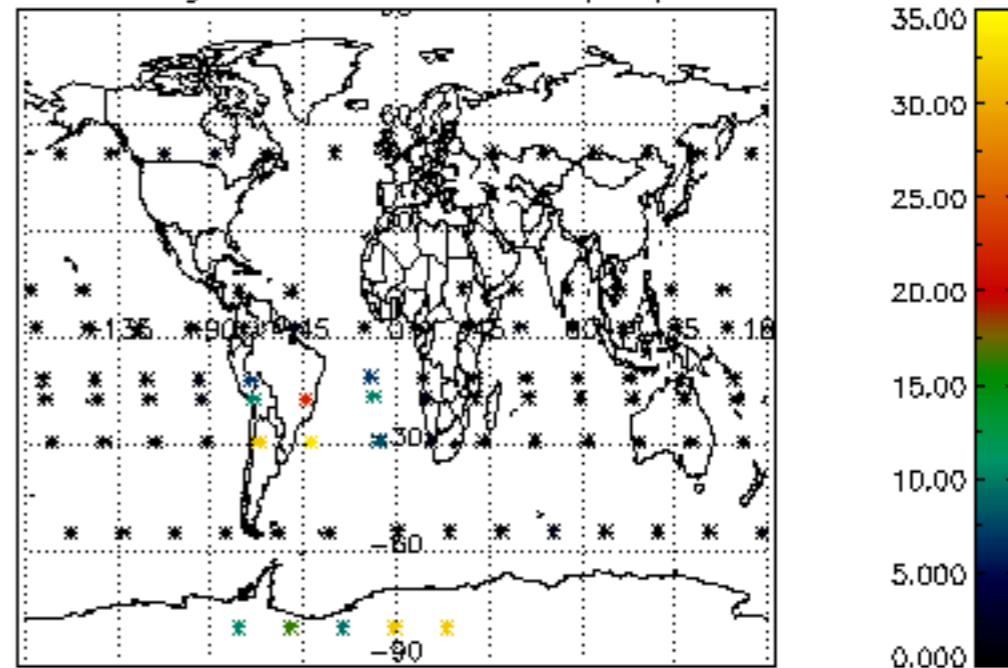
Percentage of datation errors per profile



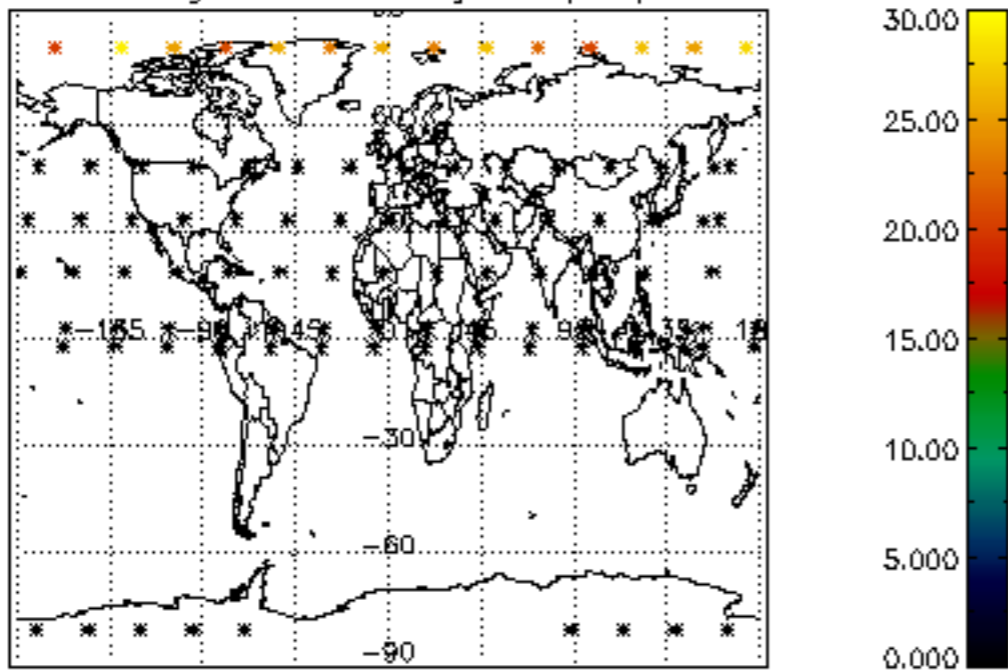
Percentage of star falling outside central band per profile



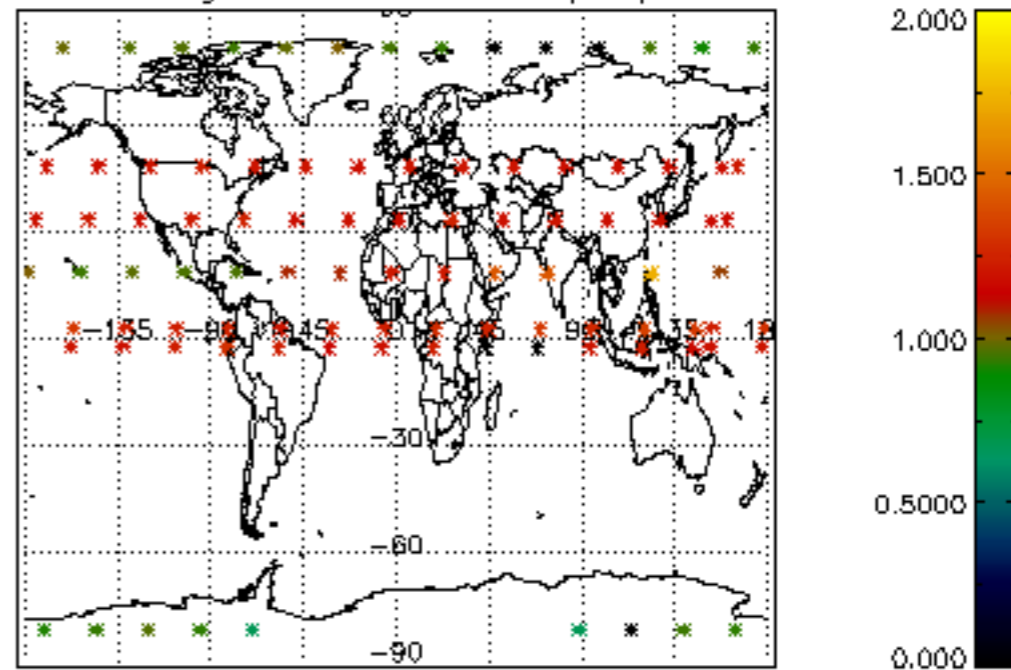
Percentage of saturation errors per profile



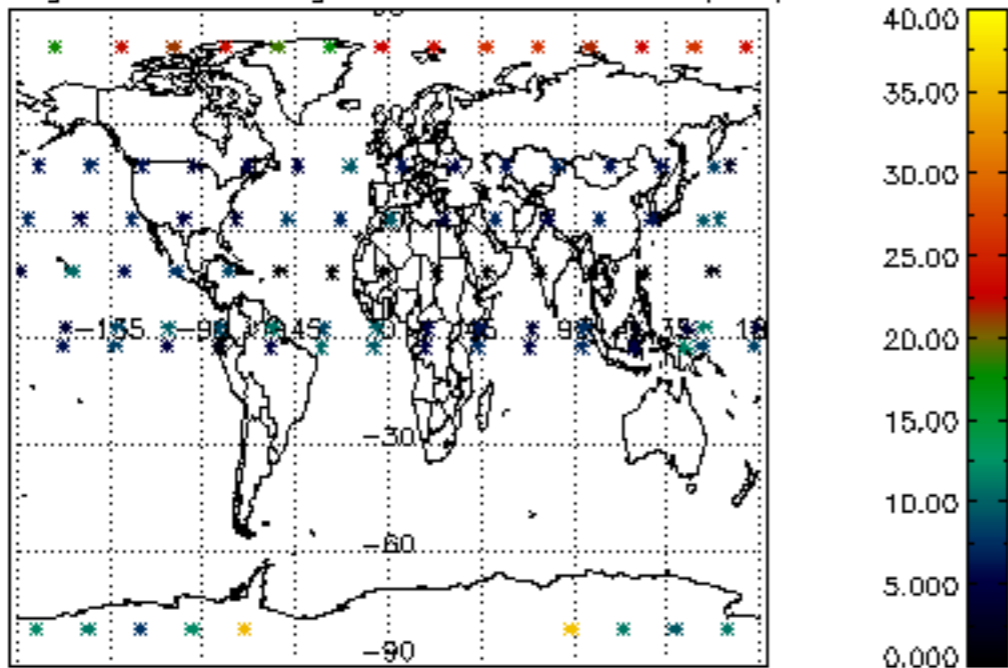
Percentage of cosmic ray hits per profile



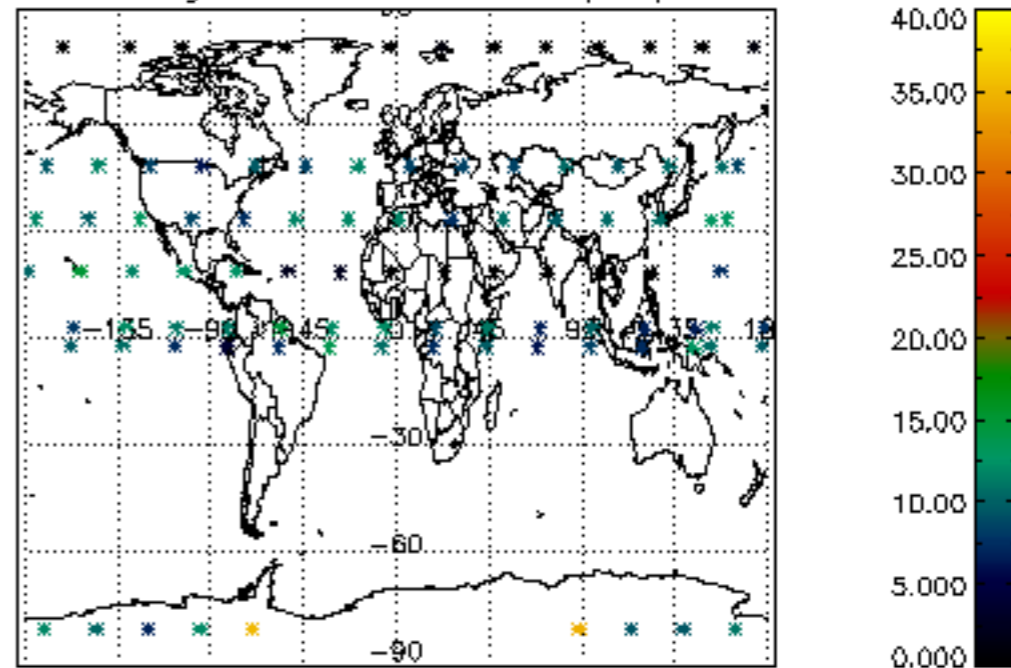
Percentage of datation errors per profile

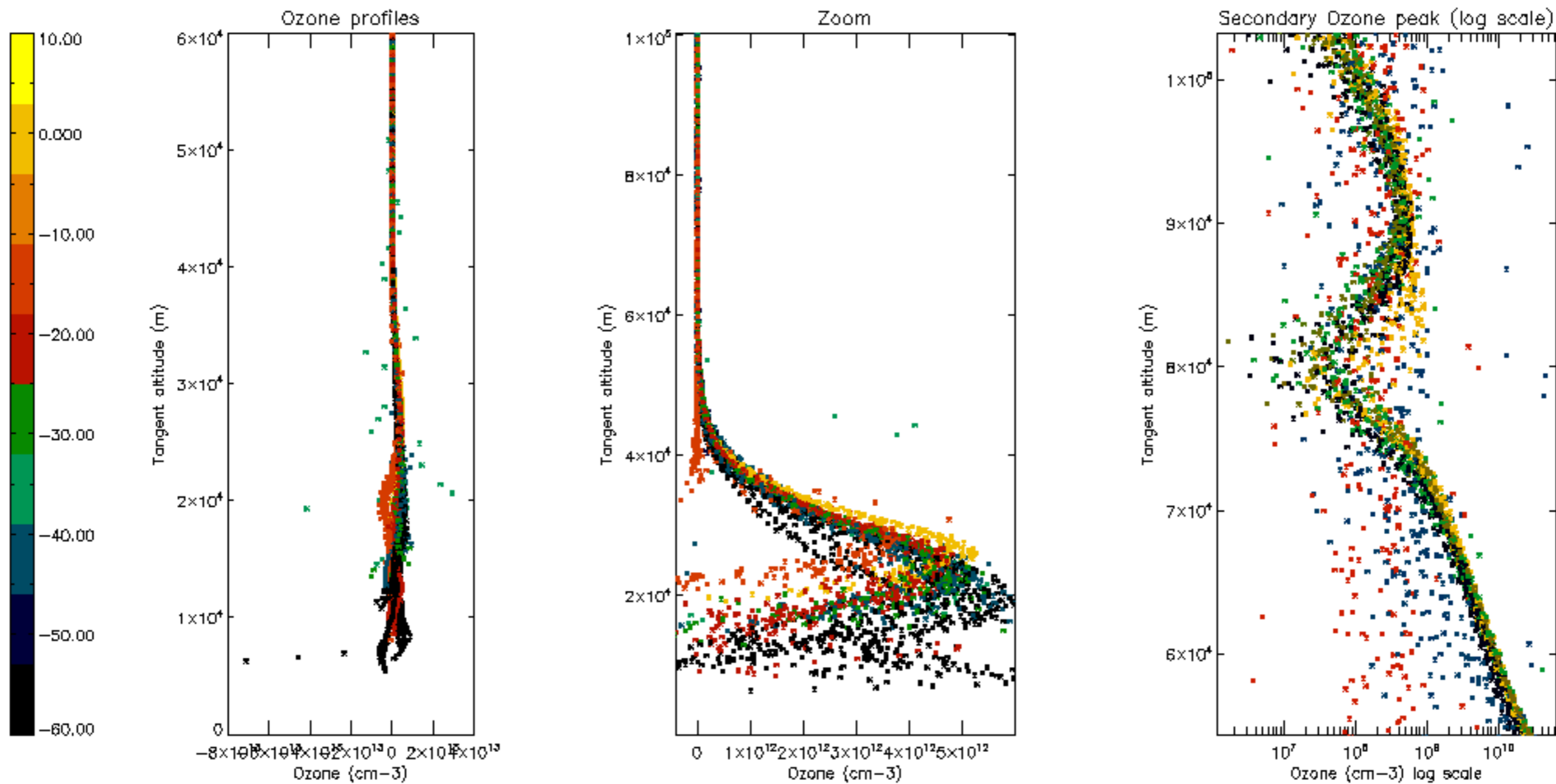


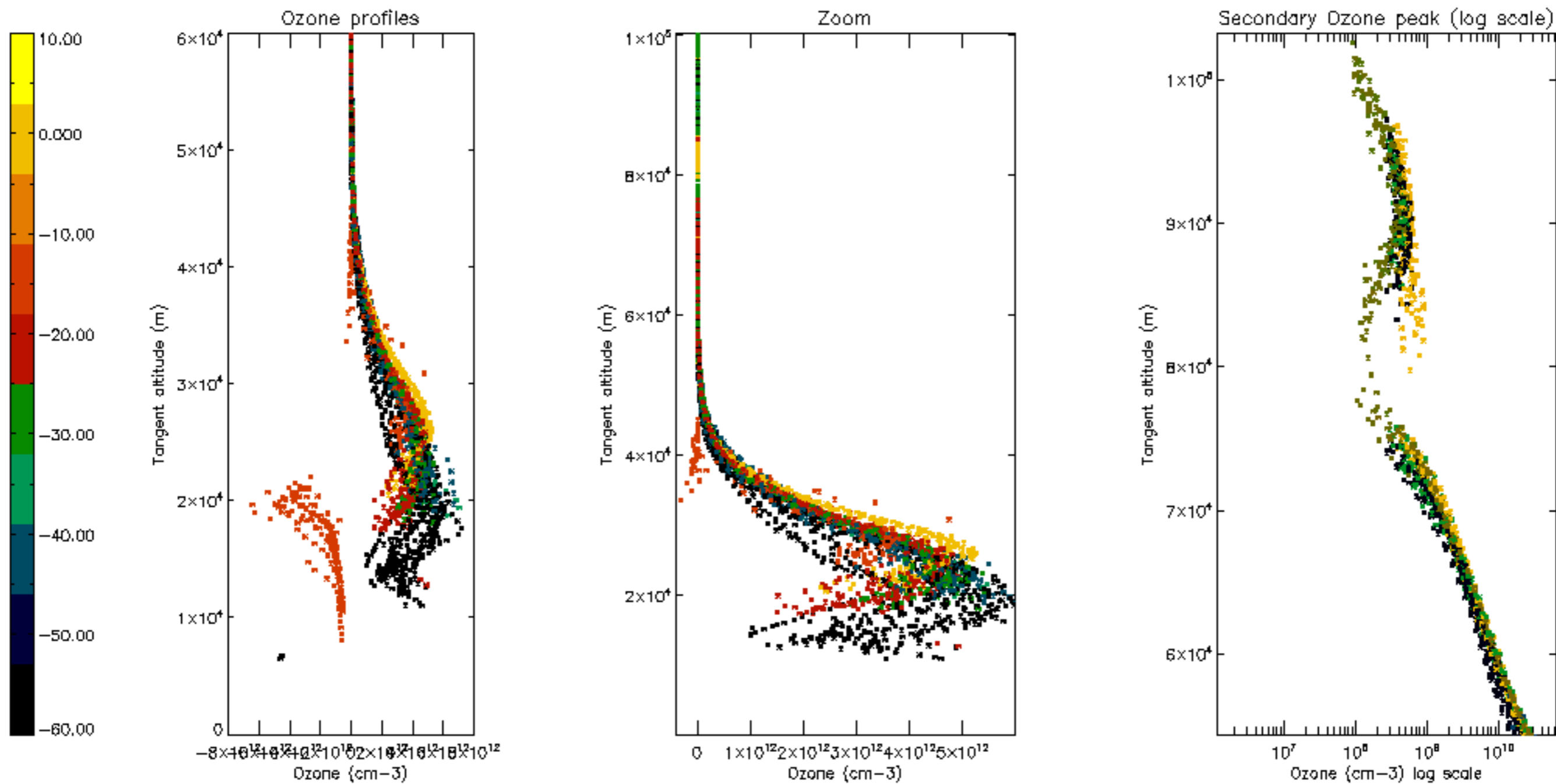
Percentage of star falling outside central band per profile

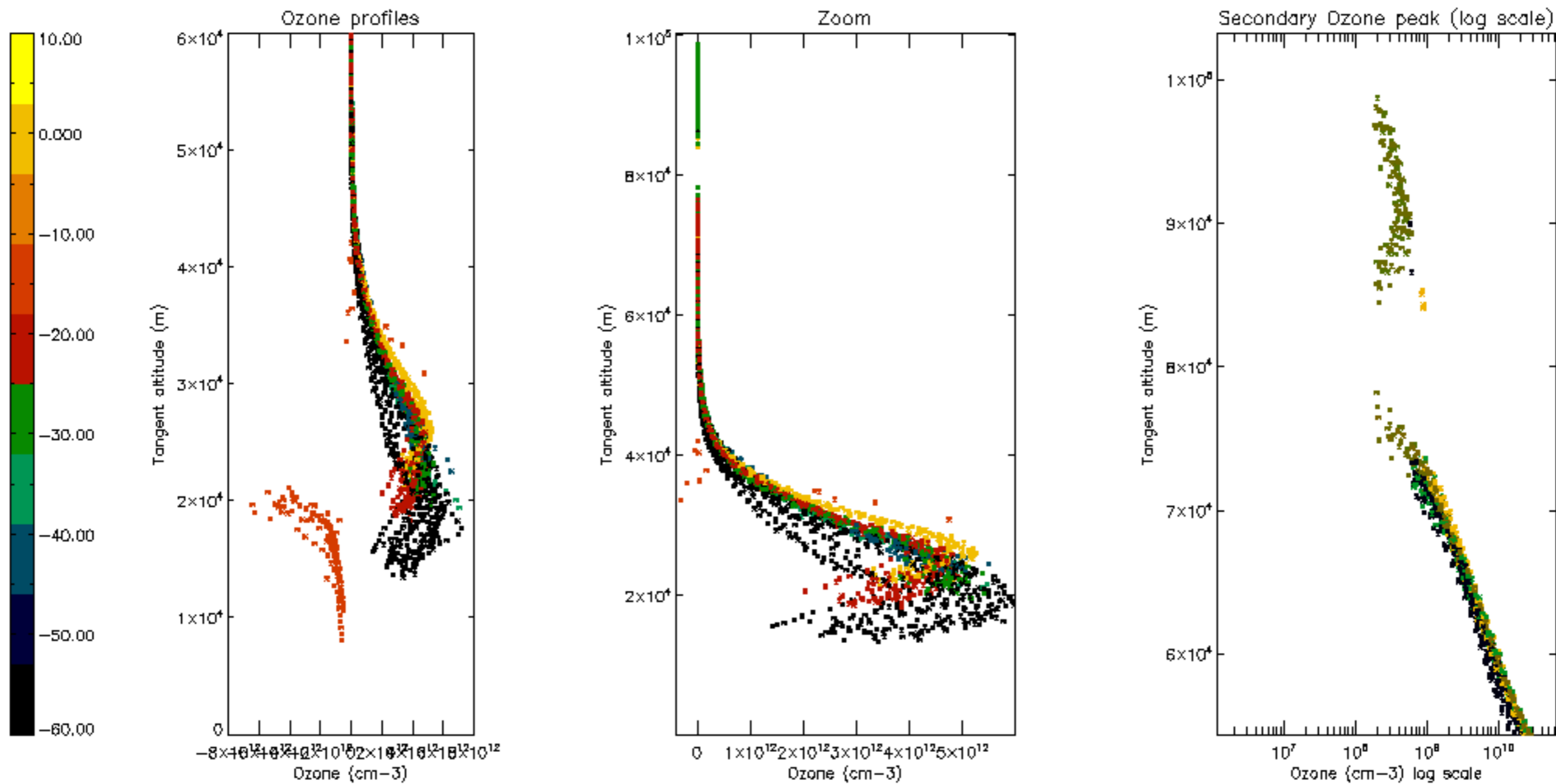


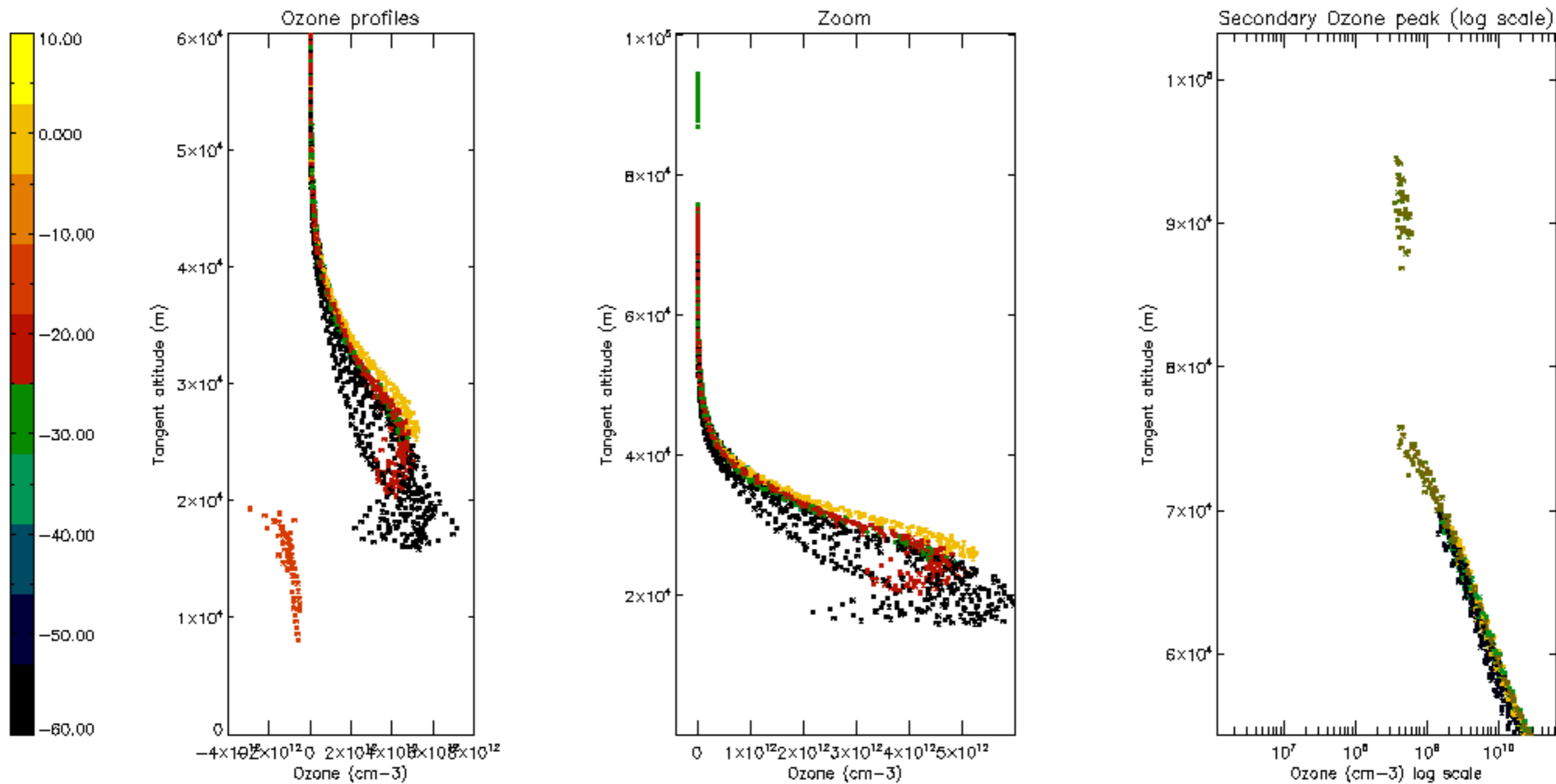
Percentage of saturation errors per profile

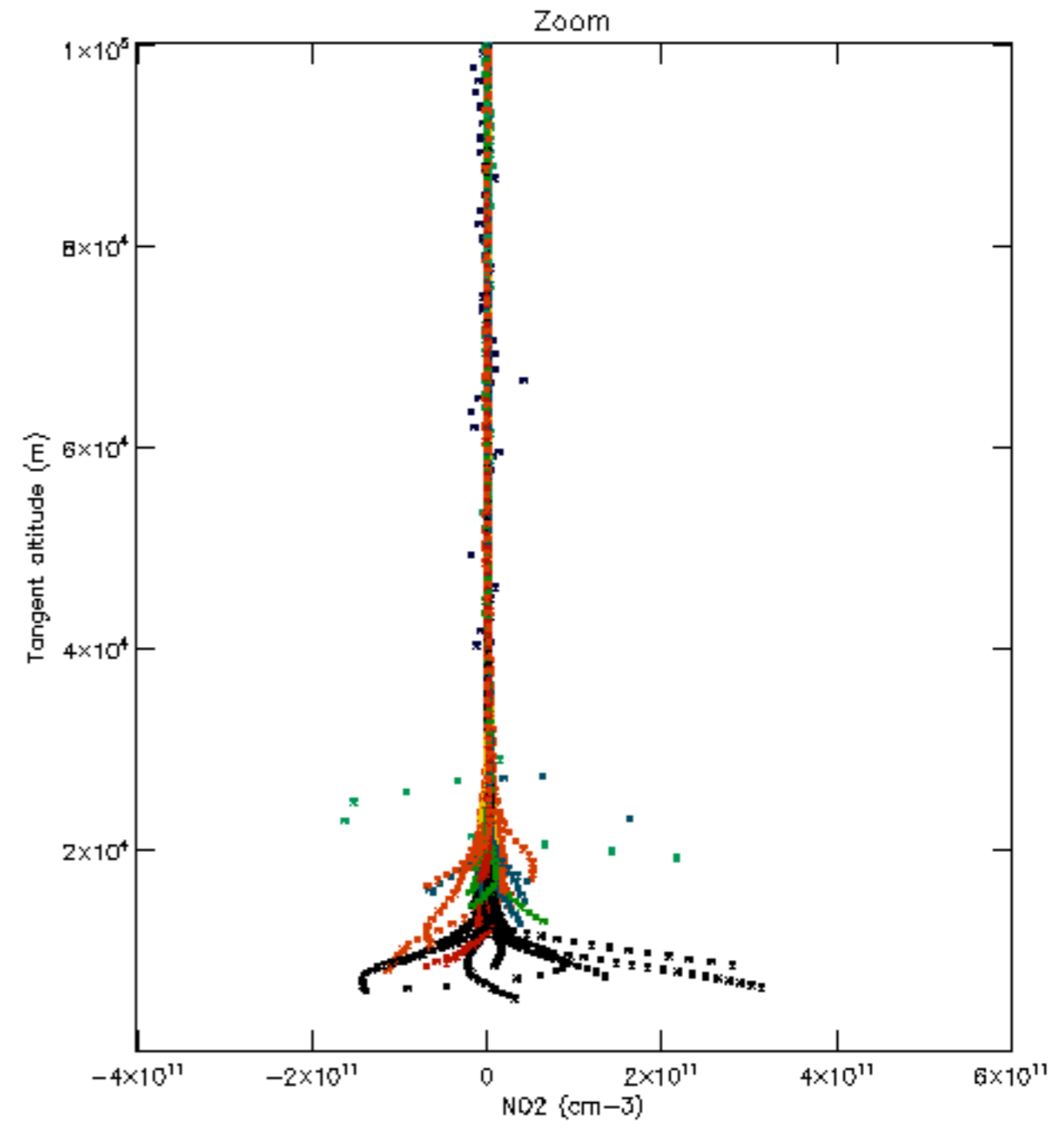
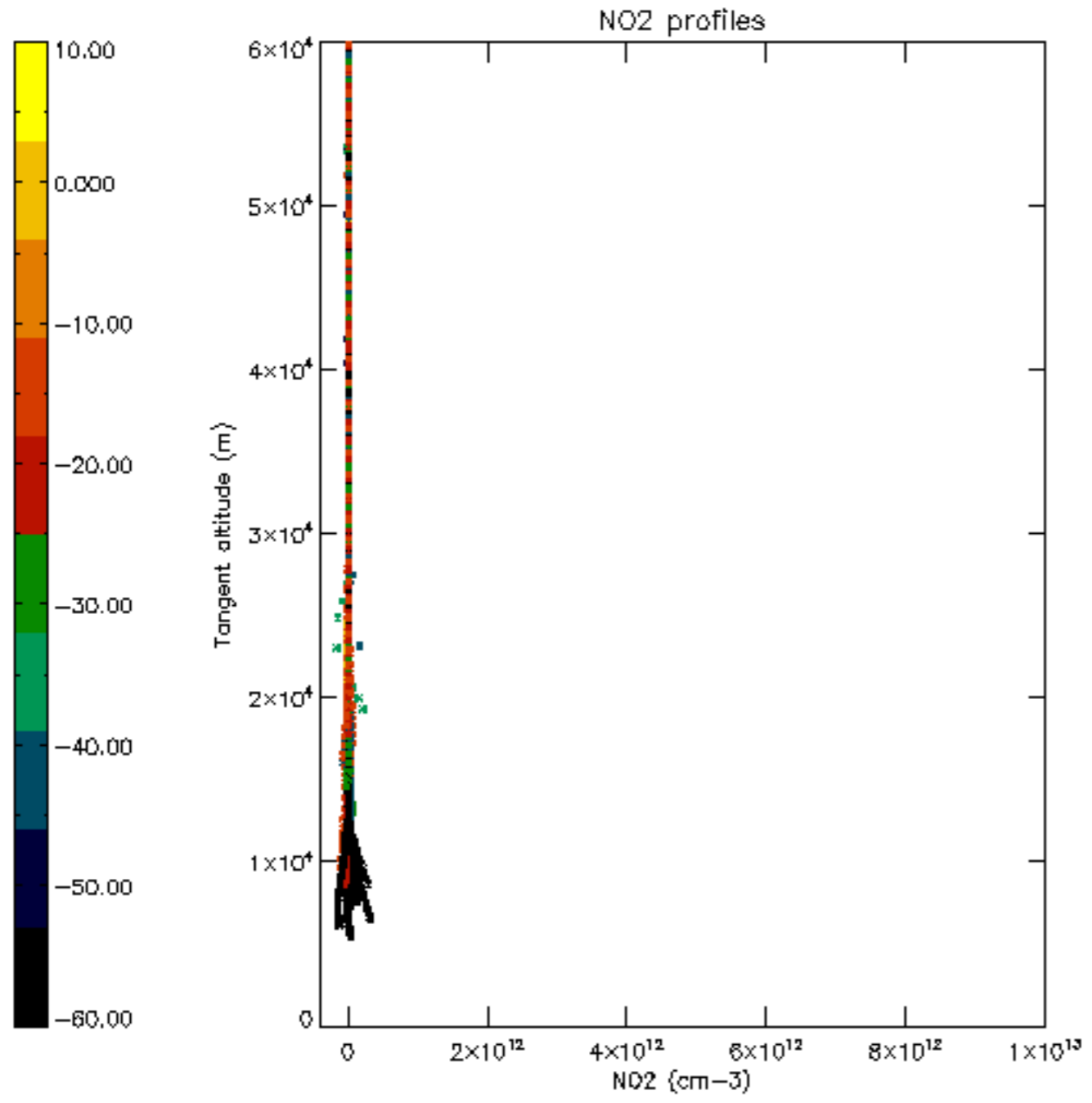


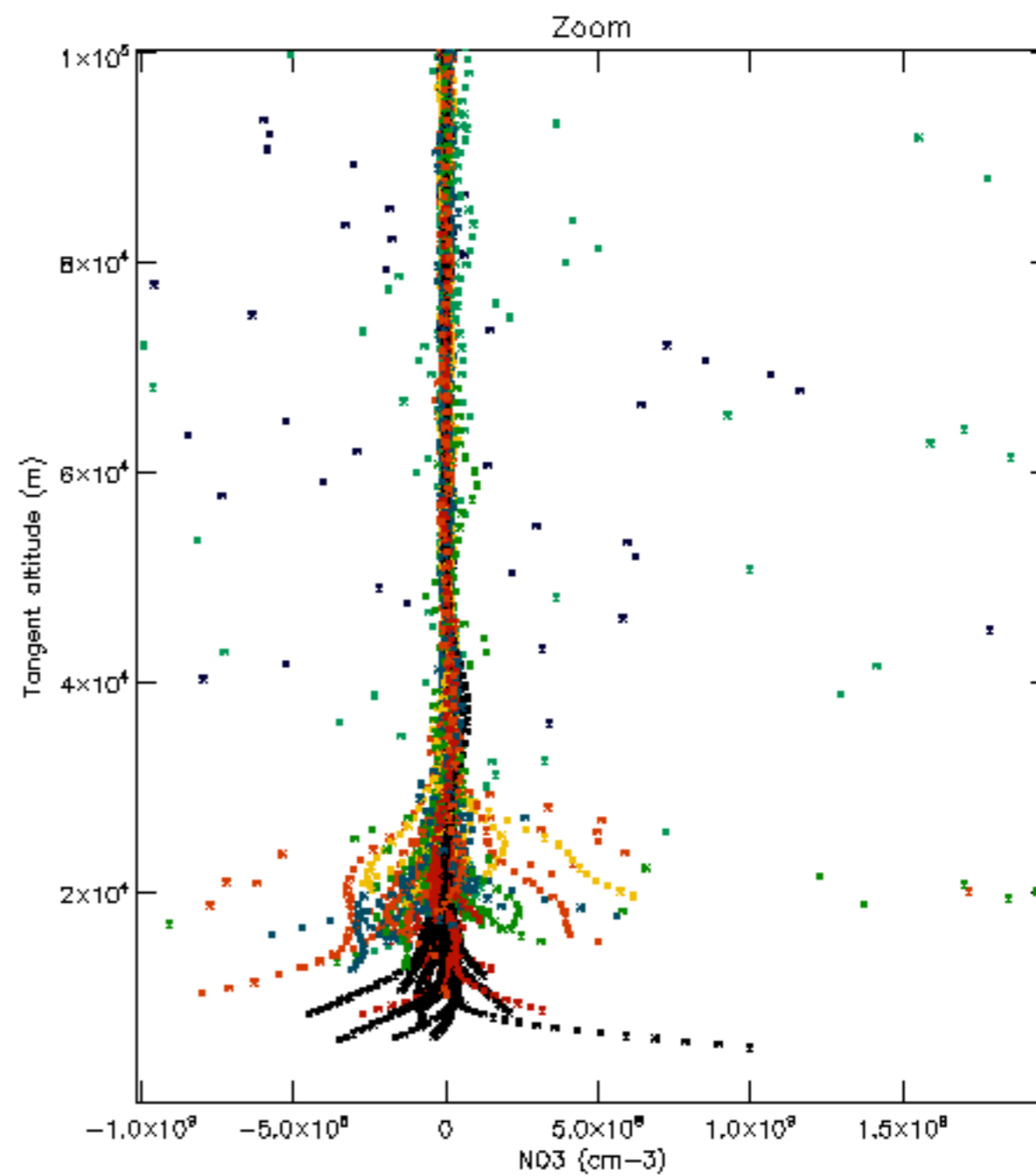
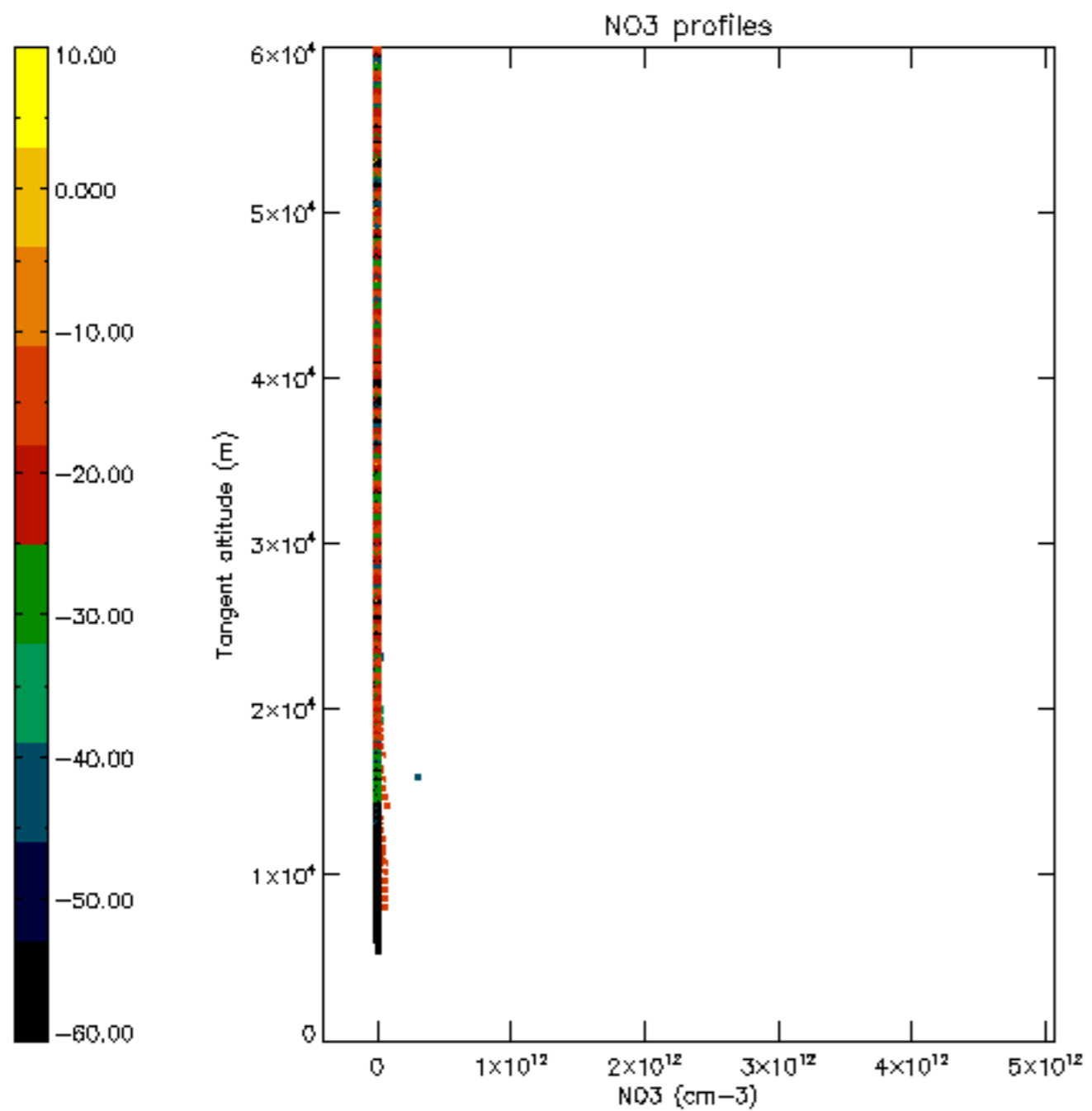


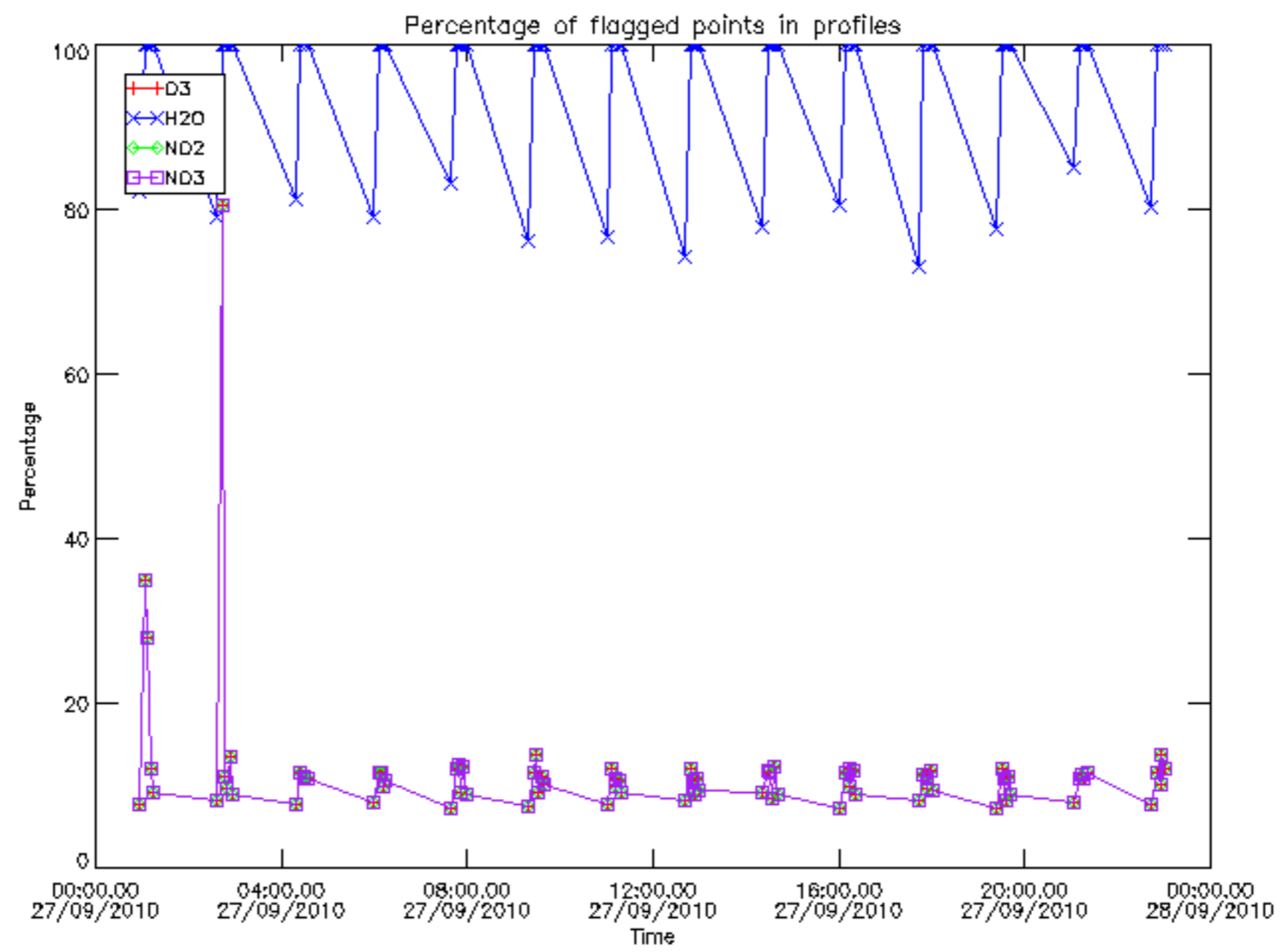




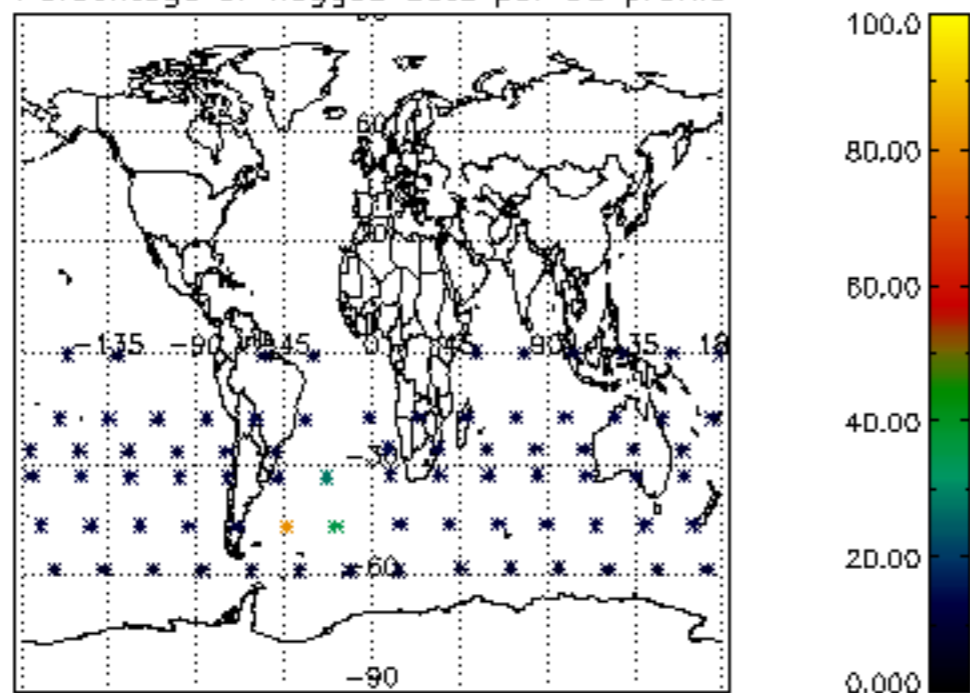




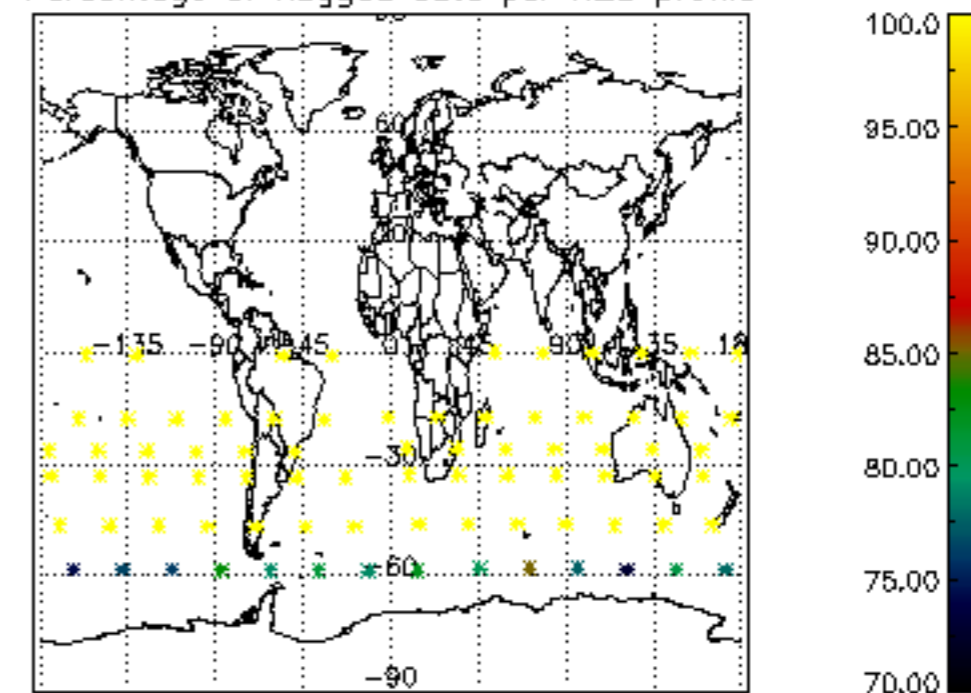




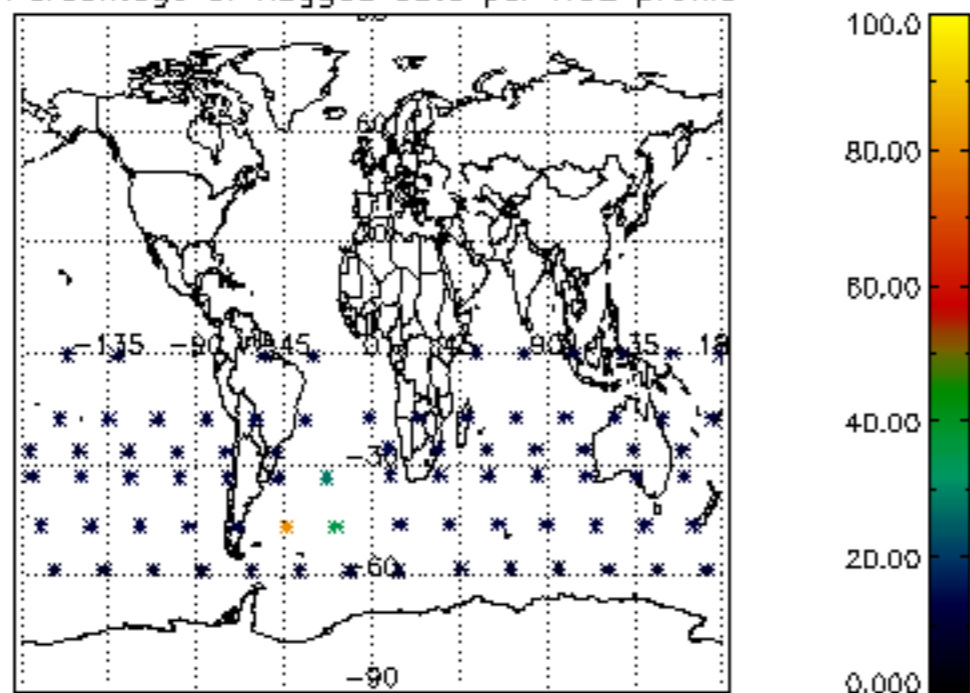
Percentage of flagged data per D3 profile



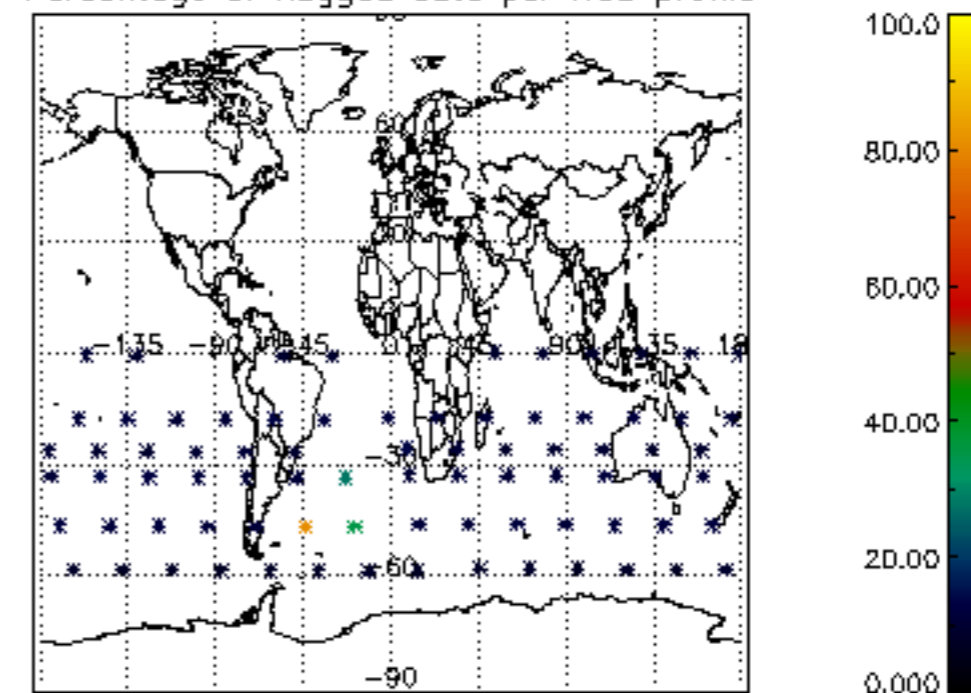
Percentage of flagged data per H2O profile

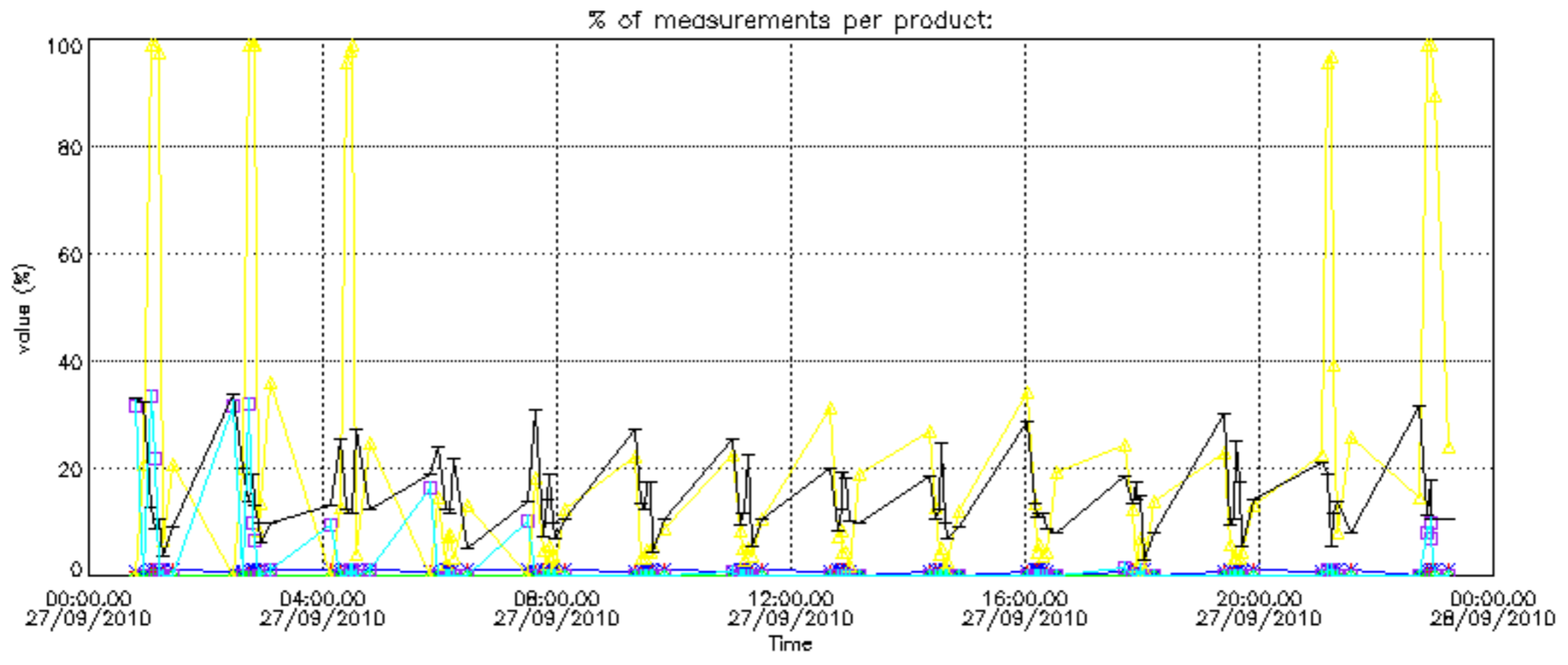


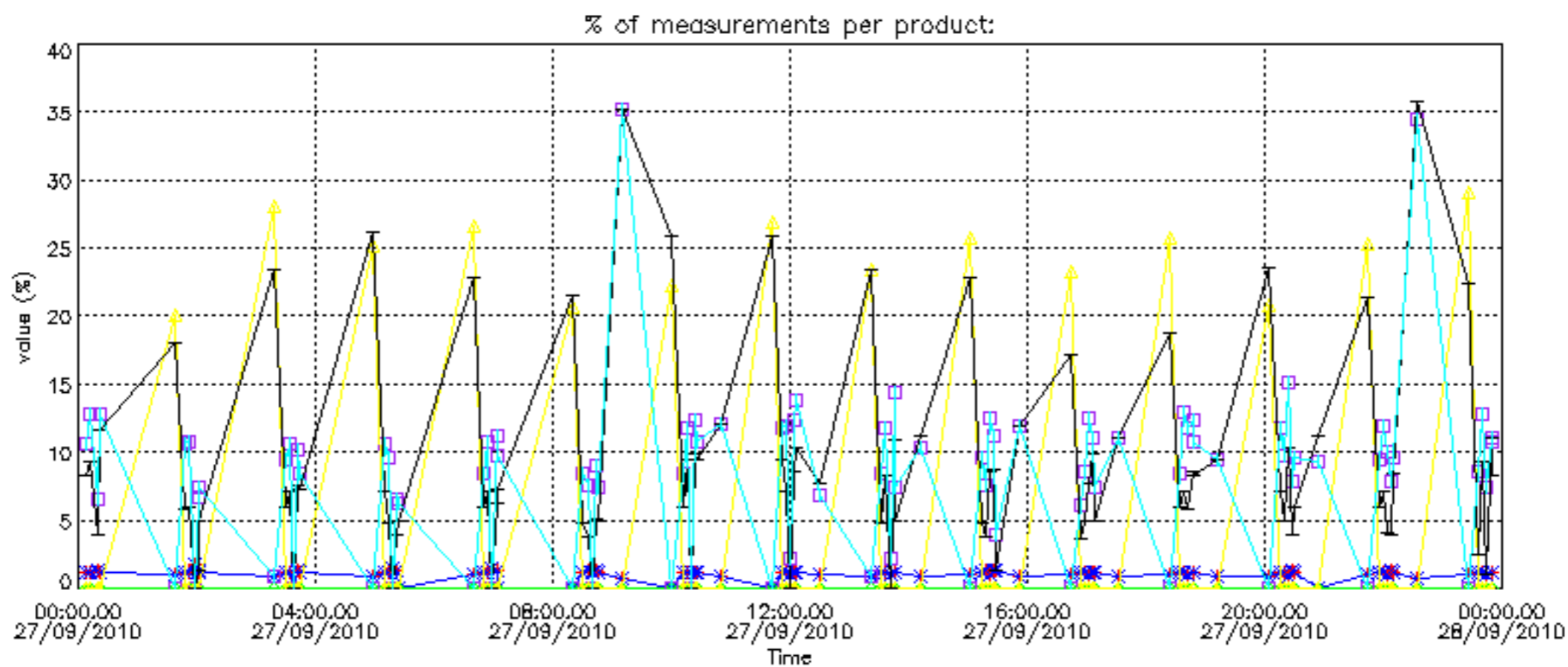
Percentage of flagged data per NO2 profile



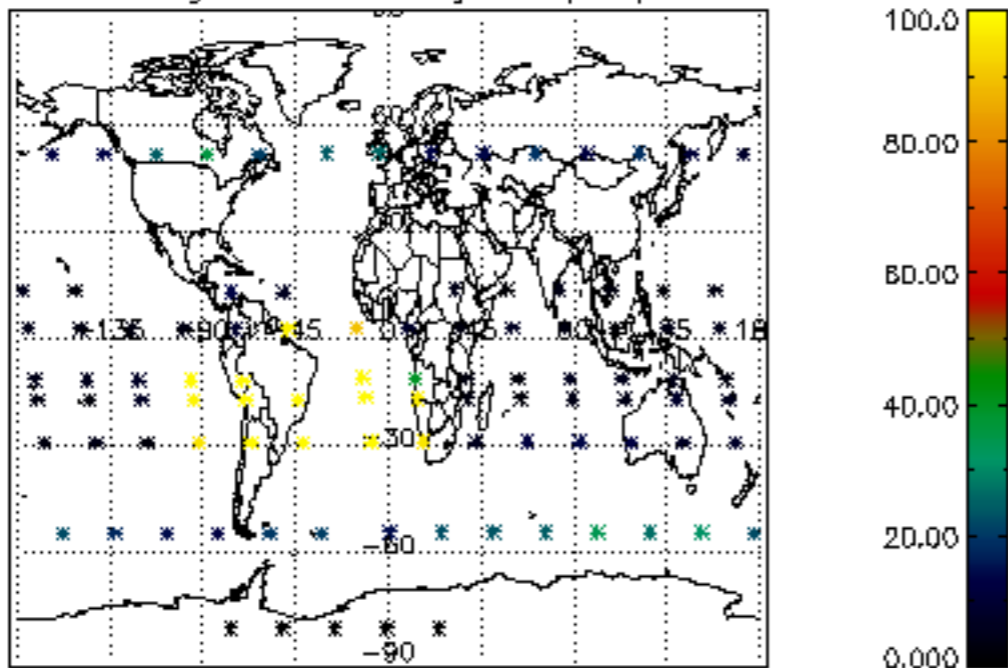
Percentage of flagged data per NO3 profile



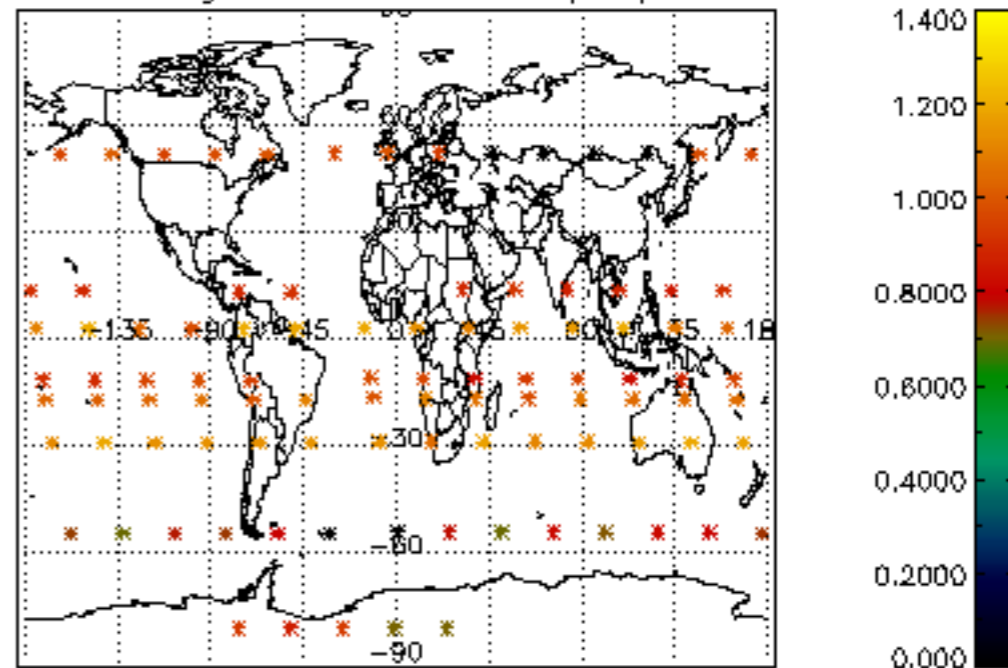




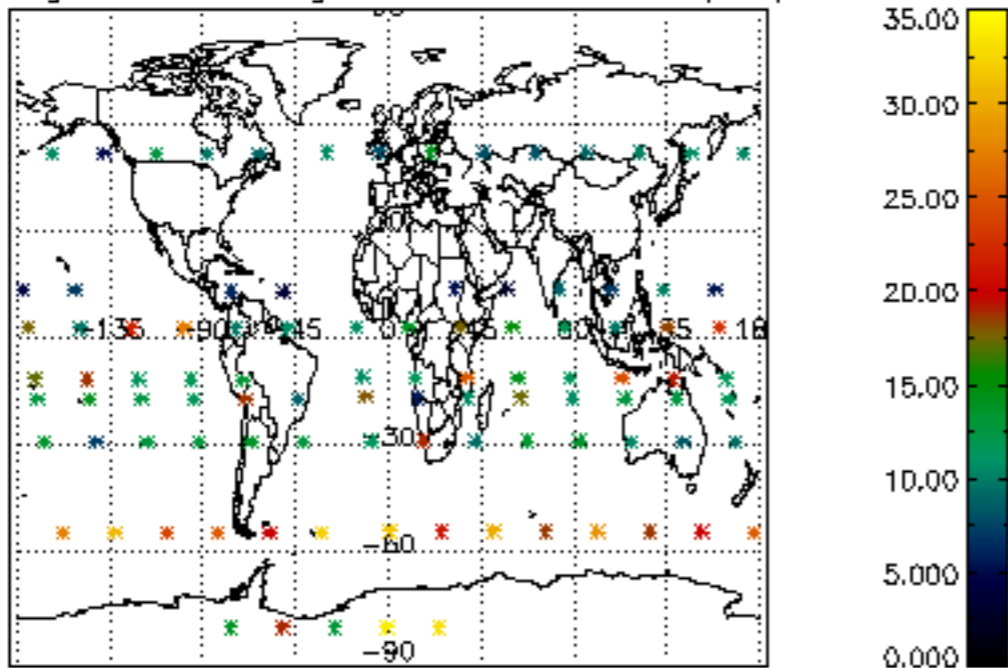
Percentage of cosmic ray hits per profile



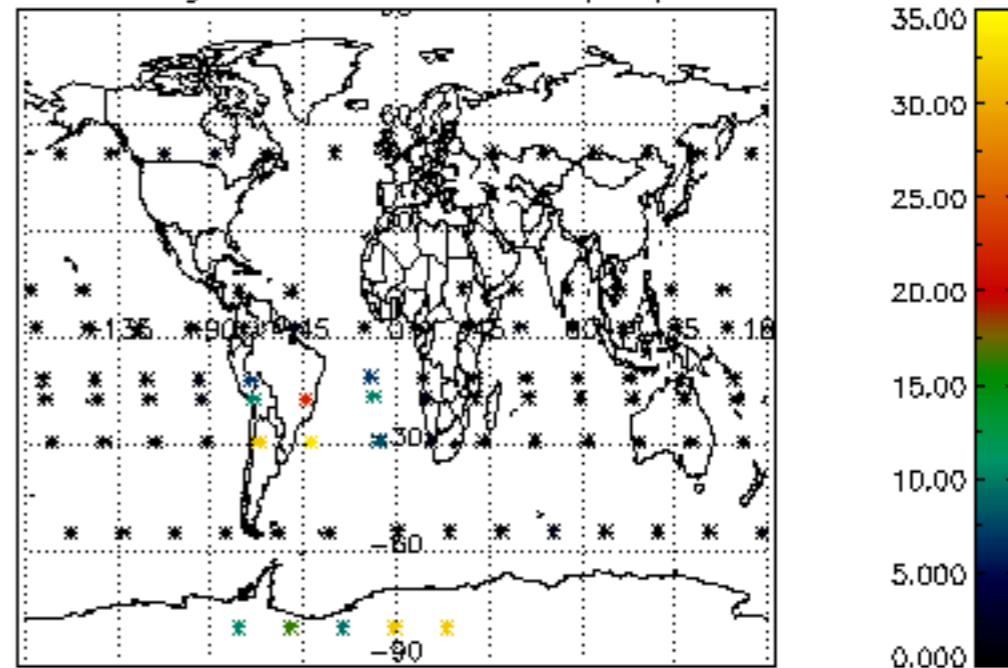
Percentage of datation errors per profile



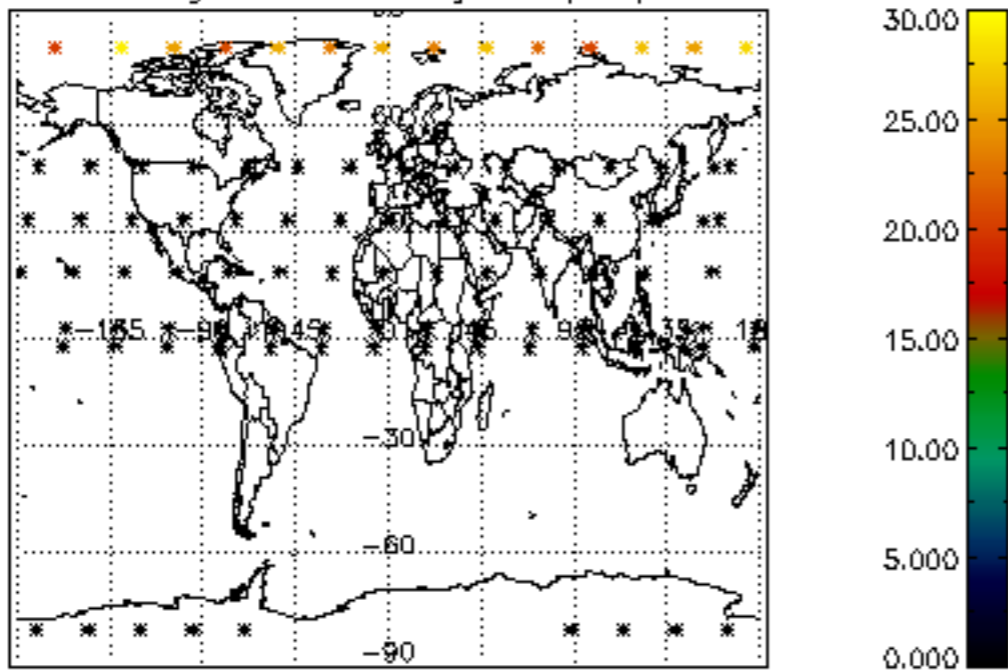
Percentage of star falling outside central band per profile



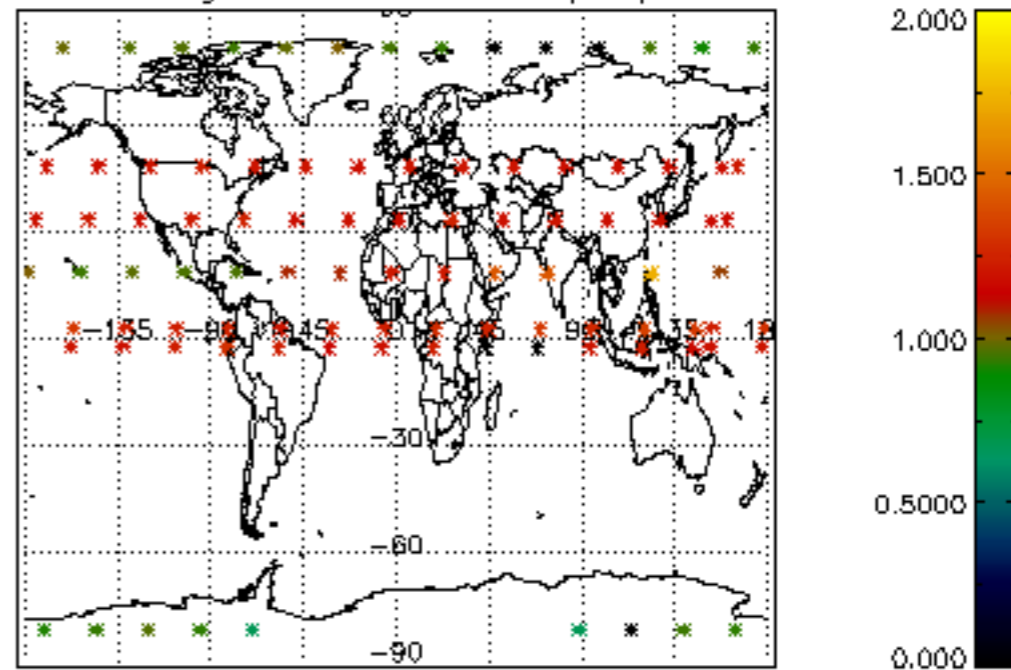
Percentage of saturation errors per profile



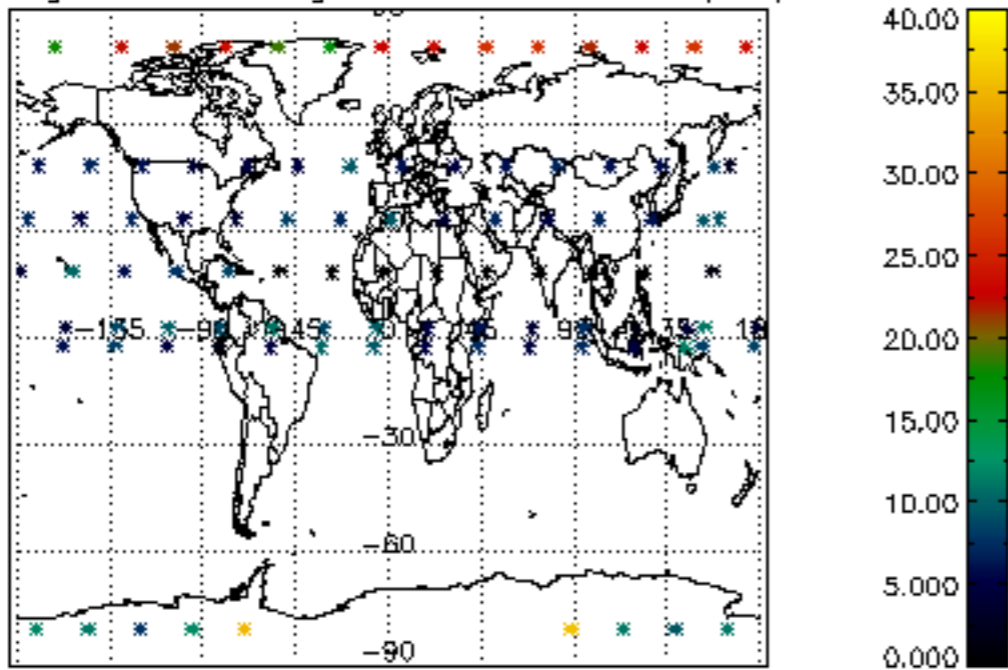
Percentage of cosmic ray hits per profile



Percentage of datation errors per profile



Percentage of star falling outside central band per profile



Percentage of saturation errors per profile

