

GOMOS Level 2 Daily Report

SUMMARY

[1. General Info](#)

[2. Summary of processed GOM_NL_2P products](#)

[3. Level 2 Quality information per product](#)

[3.1 Plot of level 2 quality information per product \(time dependant\)](#)

[3.2 Plot of level 2 quality information per product \(world map\)](#)

[4. Level 1 Quality information per product \(stored on level 2 products\)](#)

[4.1 Plot of level 1 quality information per product \(time dependant\)](#)

[4.1.1 Plot of level 1 quality information per product \(time dependant\): ASCENDING](#)

[4.1.2 Plot of level 1 quality information per product \(time dependant\): DESCENDING](#)

[4.2 Plot of level 1 quality information per product \(world map\)](#)

[4.2.1 Plot of level 1 quality information per product \(world map\): ASCENDING](#)

[4.2.2 Plot of level 1 quality information per product \(world map\): DESCENDING](#)

[5. Ozone profiles based on quality statistics and other trace gas profiles](#)

[5.1 Ozone statistics based on quality of products](#)

[5.2 Plot ozone profiles for all STD \(dark without errors\)](#)

[5.3 Plot ozone profiles where STD < 20% \(dark without errors\)](#)

[5.4. Plot ozone profiles where STD < 10% \(dark without errors\)](#)

[5.5. Plot ozone profiles where STD < 5% \(dark without errors\)](#)

[5.6 Plot NO2 profiles for all STD \(dark without errors\)](#)

[5.7 Plot NO3 profiles for all STD \(dark without errors\)](#)

[5.8 Plot H2O profiles \(only for occultations of stars 1,2,3,4,13,14,16,26,63 dark without errors\) for all STD](#)

[6. Auxiliary Data Files used for the production reported in section 2](#)

This report presents the daily analysis on parameters extracted from GOMOS level 2 data (GOM_NL__2P). It is intended to monitor some important parameters that will impact the quality of these products. A list of level 2 products (and content) that have arrived during the reporting day to the PCF is also given.

Item	Value
Time of report generation	29APR2013 15:28:23
Data source version	GOMOS/6.01
Start time of products	26-09-2010 (26SEP2010 00:00:00)
Stop time of products	27-09-2010 (27SEP2010 00:00:00)
Store outputs in DB	Yes
Nb of level 2 prods	154
Nb of prods with errors	0

2. Summary of processed GOM_NL__2P products.

Nr	Filename	UTC Start time	Limb	Duration	Star Id	Star Name	Star Mag	Star Temp	Nb Meas	Orbit	Prod. error
1	GOM_NL__2PRFIN20100926_000327_000000422093_00174_44817_0896.N1	26-SEP-2010 00:03:27	Dark	42.000	161	Tau Pup	2.9310	4500.0	84	44817	No
2	GOM_NL__2PRFIN20100926_000609_000000562093_00174_44817_0897.N1	26-SEP-2010 00:06:09	Dark	55.500	108	Alp Col	2.6520	15200.	111	44817	No
3	GOM_NL__2PRFIN20100926_001711_000000532093_00174_44817_0898.N1	26-SEP-2010 00:17:11	Straylight	52.500	157	The1Eri	2.9060	9300.0	105	44817	No
4	GOM_NL__2PRFIN20100926_002842_000000572093_00174_44817_0899.N1	26-SEP-2010 00:28:42	Twilight	56.500	52	16Bet Cet	2.0370	4500.0	113	44817	No
5	GOM_NL__2PRFIN20100926_003940_000000432093_00174_44817_0900.N1	26-SEP-2010 00:39:40	Bright	42.500	140	88Gam Peg	2.8340	26000.	85	44817	No
6	GOM_NL__2PRFIN20100926_004243_000000392093_00174_44817_0901.N1	26-SEP-2010 00:42:43	Bright	39.000	93	53Bet Peg	2.5200	3100.0	78	44817	No
7	GOM_NL__2PRFIN20100926_005228_000000402093_00174_44817_0902.N1	26-SEP-2010 00:52:28	Bright	39.500	74	11Bet Cas	2.2680	6600.0	79	44817	No
8	GOM_NL__2PRFIN20100926_005358_000000422093_00174_44817_0903.N1	26-SEP-2010 00:53:58	Bright	41.500	76	27Gam Cas	2.3000	30000.	83	44817	No
9	GOM_NL__2PRFIN20100926_012750_000000672093_00174_44817_0904.N1	26-SEP-2010 01:27:50	Dark	67.000	8	10Alp CMi	0.40000	6500.0	134	44817	No
10	GOM_NL__2PRFIN20100926_013825_000000482093_00174_44817_0905.N1	26-SEP-2010 01:38:25	Dark	47.500	88	31Eta CMa	2.4480	20000.	95	44817	No
11	GOM_NL__2PRFIN20100926_013954_000000552093_00174_44817_0906.N1	26-SEP-2010 01:39:54	Dark	54.500	23	21Eps CMa	1.5020	26000.	109	44817	No
12	GOM_NL__2PRFIN20100926_014404_000000412093_00175_44818_0962.N1	26-SEP-2010 01:44:04	Dark	40.500	161	Tau Pup	2.9310	4500.0	81	44818	No
13	GOM_NL__2PRFIN20100926_014646_000000572093_00175_44818_0963.N1	26-SEP-2010 01:46:46	Dark	56.500	108	Alp Col	2.6520	15200.	113	44818	No
14	GOM_NL__2PRFIN20100926_015748_000000522093_00175_44818_0964.N1	26-SEP-2010 01:57:48	Straylight	52.000	157	The1Eri	2.9060	9300.0	104	44818	No
15	GOM_NL__2PRFIN20100926_020918_000000532093_00175_44818_0965.N1	26-SEP-2010 02:09:18	Twilight	52.500	52	16Bet Cet	2.0370	4500.0	105	44818	No
16	GOM_NL__2PRFIN20100926_022016_000000432093_00175_44818_0966.N1	26-SEP-2010 02:20:16	Bright	42.500	140	88Gam Peg	2.8340	26000.	85	44818	No
17	GOM_NL__2PRFIN20100926_022319_000000362093_00175_44818_0967.N1	26-SEP-2010 02:23:19	Bright	36.000	93	53Bet Peg	2.5200	3100.0	72	44818	No
18	GOM_NL__2PRFIN20100926_023303_000000372093_00175_44818_0968.N1	26-SEP-2010 02:33:03	Bright	37.000	74	11Bet Cas	2.2680	6600.0	74	44818	No
19	GOM_NL__2PRFIN20100926_023434_000000432093_00175_44818_0969.N1	26-SEP-2010 02:34:34	Bright	42.500	76	27Gam Cas	2.3000	30000.	85	44818	No
20	GOM_NL__2PRFIN20100926_025953_000000542093_00175_44818_0970.N1	26-SEP-2010 02:59:53	Bright	53.500	17	78Bet Gem	1.1610	4500.0	107	44818	No
21	GOM_NL__2PRFIN20100926_030827_000000632093_00175_44818_0971.N1	26-SEP-2010 03:08:27	Dark	63.000	8	10Alp CMi	0.40000	6500.0	126	44818	No
22	GOM_NL__2PRFIN20100926_031542_000000452093_00175_44818_0972.N1	26-SEP-2010 03:15:42	Dark	45.000	132	15Rho Pup	2.8030	6900.0	90	44818	No
23	GOM_NL__2PRFIN20100926_031901_000000462093_00175_44818_0973.N1	26-SEP-2010 03:19:01	Dark	46.000	88	31Eta CMa	2.4480	20000.	92	44818	No
24	GOM_NL__2PRFIN20100926_032031_000000532093_00175_44818_0974.N1	26-SEP-2010 03:20:31	Dark	53.000	23	21Eps CMa	1.5020	26000.	106	44818	No
25	GOM_NL__2PRFIN20100926_032441_000000512093_00176_44819_0991.N1	26-SEP-2010 03:24:41	Dark	50.500	161	Tau Pup	2.9310	4500.0	101	44819	No
26	GOM_NL__2PRFIN20100926_032724_000000552093_00176_44819_0992.N1	26-SEP-2010 03:27:24	Dark	55.000	108	Alp Col	2.6520	15200.	110	44819	No
27	GOM_NL__2PRFIN20100926_033825_000000512093_00176_44819_0993.N1	26-SEP-2010 03:38:25	Straylight	51.000	157	The1Eri	2.9060	9300.0	102	44819	No
28	GOM_NL__2PRFIN20100926_034954_000000512093_00176_44819_0994.N1	26-SEP-2010 03:49:54	Twilight	51.000	52	16Bet Cet	2.0370	4500.0	102	44819	No
29	GOM_NL__2PRFIN20100926_040051_000000432093_00176_44819_0995.N1	26-SEP-2010 04:00:51	Bright	42.500	140	88Gam Peg	2.8340	26000.	85	44819	No
30	GOM_NL__2PRFIN20100926_040355_000000372093_00176_44819_0996.N1	26-SEP-2010 04:03:55	Bright	36.500	93	53Bet Peg	2.5200	3100.0	73	44819	No
31	GOM_NL__2PRFIN20100926_041339_000000392093_00176_44819_0997.N1	26-SEP-2010 04:13:39	Bright	39.000	74	11Bet Cas	2.2680	6600.0	78	44819	No
32	GOM_NL__2PRFIN20100926_041509_000000402093_00176_44819_0998.N1	26-SEP-2010 04:15:09	Bright	40.000	76	27Gam Cas	2.3000	30000.	80	44819	No
33	GOM_NL__2PRFIN20100926_044029_000000532093_00176_44819_0999.N1	26-SEP-2010 04:40:29	Bright	53.000	17	78Bet Gem	1.1610	4500.0	106	44819	No
34	GOM_NL__2PRFIN20100926_044904_000000642093_00176_44819_1000.N1	26-SEP-2010 04:49:04	Dark	64.000	8	10Alp CMi	0.40000	6500.0	128	44819	No
35	GOM_NL__2PRFIN20100926_045619_000000472093_00176_44819_1001.N1	26-SEP-2010 04:56:19	Dark	47.000	132	15Rho Pup	2.8030	6900.0	94	44819	No
36	GOM_NL__2PRFIN20100926_045938_000000472093_00176_44819_1002.N1	26-SEP-2010 04:59:38	Dark	46.500	88	31Eta CMa	2.4480	20000.	93	44819	No
37	GOM_NL__2PRFIN20100926_050108_000000522093_00176_44819_1003.N1	26-SEP-2010 05:01:08	Dark	51.500	23	21Eps CMa	1.5020	26000.	103	44819	No
38	GOM_NL__2PRFIN20100926_050517_000000432093_00177_44820_1012.N1	26-SEP-2010 05:05:17	Dark	43.000	161	Tau Pup	2.9310	4500.0	86	44820	No
39	GOM_NL__2PRFIN20100926_050801_000000562093_00177_44820_1013.N1	26-SEP-2010 05:08:01	Dark	55.500	108	Alp Col	2.6520	15200.	111	44820	No
40	GOM_NL__2PRFIN20100926_051902_000000532093_00177_44820_1014.N1	26-SEP-2010 05:19:02	Straylight	53.000	157	The1Eri	2.9060	9300.0	106	44820	No
41	GOM_NL__2PRFIN20100926_053030_000000552093_00177_44820_1015.N1	26-SEP-2010 05:30:30	Twilight	55.000	52	16Bet Cet	2.0370	4500.0	110	44820	No
42	GOM_NL__2PRFIN20100926_054127_000000432093_00177_44820_1016.N1	26-SEP-2010 05:41:27	Bright	42.500	140	88Gam Peg	2.8340	26000.	85	44820	No

43	GOM_NL__2PRFIN20100926_054542_000000442093_00177_44820_1017.N1	26-SEP-2010 05:45:42	Bright	44.000	58	21Alp And	2.0730	11000.	88	44820	No
44	GOM_NL__2PRFIN20100926_055415_000000412093_00177_44820_1018.N1	26-SEP-2010 05:54:15	Bright	40.500	74	11Bet Cas	2.2680	6600.0	81	44820	No
45	GOM_NL__2PRFIN20100926_055545_000000422093_00177_44820_1019.N1	26-SEP-2010 05:55:45	Bright	41.500	76	27Gam Cas	2.3000	30000.	83	44820	No
46	GOM_NL__2PRFIN20100926_062106_000000522093_00177_44820_1020.N1	26-SEP-2010 06:21:06	Bright	52.000	17	78Bet Gem	1.1610	4500.0	104	44820	No
47	GOM_NL__2PRFIN20100926_062940_000000672093_00177_44820_1021.N1	26-SEP-2010 06:29:40	Dark	67.000	8	10Alp CMi	0.40000	6500.0	134	44820	No
48	GOM_NL__2PRFIN20100926_063655_000000442093_00177_44820_1022.N1	26-SEP-2010 06:36:55	Dark	44.000	132	15Rho Pup	2.8030	6900.0	88	44820	No
49	GOM_NL__2PRFIN20100926_064015_000000482093_00177_44820_1023.N1	26-SEP-2010 06:40:15	Dark	47.500	88	31Eta CMa	2.4480	20000.	95	44820	No
50	GOM_NL__2PRFIN20100926_064145_000000542093_00177_44820_1024.N1	26-SEP-2010 06:41:45	Dark	53.500	23	21Eps CMa	1.5020	26000.	107	44820	No
51	GOM_NL__2PRFIN20100926_100707_000000442093_00180_44823_1140.N1	26-SEP-2010 10:07:07	Dark	43.500	161	Tau Pup	2.9310	4500.0	87	44823	No
52	GOM_NL__2PRFIN20100926_100953_000000562093_00180_44823_1141.N1	26-SEP-2010 10:09:53	Dark	56.000	108	Alp Col	2.6520	15200.	112	44823	No
53	GOM_NL__2PRFIN20100926_102052_000000522093_00180_44823_1142.N1	26-SEP-2010 10:20:52	Straylight	51.500	157	The1Eri	2.9060	9300.0	103	44823	No
54	GOM_NL__2PRFIN20100926_103218_000000552093_00180_44823_1143.N1	26-SEP-2010 10:32:18	Twl_and_stray	54.500	52	16Bet Cet	2.0370	4500.0	109	44823	No
55	GOM_NL__2PRFIN20100926_104314_000000422093_00180_44823_1144.N1	26-SEP-2010 10:43:14	Bright	42.000	140	88Gam Peg	2.8340	26000.	84	44823	No
56	GOM_NL__2PRFIN20100926_104729_000000432093_00180_44823_1145.N1	26-SEP-2010 10:47:29	Bright	42.500	58	21Alp And	2.0730	11000.	85	44823	No
57	GOM_NL__2PRFIN20100926_105601_000000402093_00180_44823_1146.N1	26-SEP-2010 10:56:01	Bright	40.000	74	11Bet Cas	2.2680	6600.0	80	44823	No
58	GOM_NL__2PRFIN20100926_105731_000000402093_00180_44823_1147.N1	26-SEP-2010 10:57:31	Bright	40.000	76	27Gam Cas	2.3000	30000.	80	44823	No
59	GOM_NL__2PRFIN20100926_112254_000000552093_00180_44823_1148.N1	26-SEP-2010 11:22:54	Bright	54.500	17	78Bet Gem	1.1610	4500.0	109	44823	No
60	GOM_NL__2PRFIN20100926_113131_000000672093_00180_44823_1149.N1	26-SEP-2010 11:31:31	Dark	67.000	8	10Alp CMi	0.40000	6500.0	134	44823	No
61	GOM_NL__2PRFIN20100926_113845_000000432093_00180_44823_1150.N1	26-SEP-2010 11:38:45	Dark	43.000	132	15Rho Pup	2.8030	6900.0	86	44823	No
62	GOM_NL__2PRFIN20100926_114206_000000482093_00180_44823_1151.N1	26-SEP-2010 11:42:06	Dark	47.500	88	31Eta CMa	2.4480	20000.	95	44823	No
63	GOM_NL__2PRFIN20100926_114336_000000502093_00180_44823_1152.N1	26-SEP-2010 11:43:36	Dark	50.000	23	21Eps CMa	1.5020	26000.	100	44823	No
64	GOM_NL__2PRFIN20100926_114743_000000432093_00181_44824_1193.N1	26-SEP-2010 11:47:43	Dark	43.000	161	Tau Pup	2.9310	4500.0	86	44824	No
65	GOM_NL__2PRFIN20100926_115031_000000562093_00181_44824_1194.N1	26-SEP-2010 11:50:31	Dark	56.000	108	Alp Col	2.6520	15200.	112	44824	No
66	GOM_NL__2PRFIN20100926_120129_000000512093_00181_44824_1195.N1	26-SEP-2010 12:01:29	Straylight	51.000	157	The1Eri	2.9060	9300.0	102	44824	No
67	GOM_NL__2PRFIN20100926_121254_000000522093_00181_44824_1196.N1	26-SEP-2010 12:12:54	Twl_and_stray	51.500	52	16Bet Cet	2.0370	4500.0	103	44824	No
68	GOM_NL__2PRFIN20100926_122350_000000432093_00181_44824_1197.N1	26-SEP-2010 12:23:50	Bright	42.500	140	88Gam Peg	2.8340	26000.	85	44824	No
69	GOM_NL__2PRFIN20100926_122804_000000422093_00181_44824_1198.N1	26-SEP-2010 12:28:04	Bright	42.000	58	21Alp And	2.0730	11000.	84	44824	No
70	GOM_NL__2PRFIN20100926_123637_000000412093_00181_44824_1199.N1	26-SEP-2010 12:36:37	Bright	40.500	74	11Bet Cas	2.2680	6600.0	81	44824	No
71	GOM_NL__2PRFIN20100926_123807_000000412093_00181_44824_1200.N1	26-SEP-2010 12:38:07	Bright	41.000	76	27Gam Cas	2.3000	30000.	82	44824	No
72	GOM_NL__2PRFIN20100926_130330_000000552093_00181_44824_1201.N1	26-SEP-2010 13:03:30	Bright	54.500	17	78Bet Gem	1.1610	4500.0	109	44824	No
73	GOM_NL__2PRFIN20100926_131207_000000722093_00181_44824_1202.N1	26-SEP-2010 13:12:07	Dark	71.500	8	10Alp CMi	0.40000	6500.0	143	44824	No
74	GOM_NL__2PRFIN20100926_131922_000000422093_00181_44824_1203.N1	26-SEP-2010 13:19:22	Dark	41.500	132	15Rho Pup	2.8030	6900.0	83	44824	No
75	GOM_NL__2PRFIN20100926_132242_000000512093_00181_44824_1204.N1	26-SEP-2010 13:22:42	Dark	50.500	88	31Eta CMa	2.4480	20000.	101	44824	No
76	GOM_NL__2PRFIN20100926_132413_000000522093_00181_44824_1205.N1	26-SEP-2010 13:24:13	Dark	51.500	23	21Eps CMa	1.5020	26000.	103	44824	No
77	GOM_NL__2PRFIN20100926_132820_000000432093_00182_44825_1339.N1	26-SEP-2010 13:28:20	Dark	42.500	161	Tau Pup	2.9310	4500.0	85	44825	No
78	GOM_NL__2PRFIN20100926_133108_000000572093_00182_44825_1340.N1	26-SEP-2010 13:31:08	Dark	56.500	108	Alp Col	2.6520	15200.	113	44825	No
79	GOM_NL__2PRFIN20100926_134205_000000522093_00182_44825_1341.N1	26-SEP-2010 13:42:05	Straylight	51.500	157	The1Eri	2.9060	9300.0	103	44825	No
80	GOM_NL__2PRFIN20100926_135330_000000512093_00182_44825_1342.N1	26-SEP-2010 13:53:30	Twl_and_stray	51.000	52	16Bet Cet	2.0370	4500.0	102	44825	No
81	GOM_NL__2PRFIN20100926_140425_000000412093_00182_44825_1343.N1	26-SEP-2010 14:04:25	Bright	41.000	140	88Gam Peg	2.8340	26000.	82	44825	No
82	GOM_NL__2PRFIN20100926_140840_000000412093_00182_44825_1344.N1	26-SEP-2010 14:08:40	Bright	41.000	58	21Alp And	2.0730	11000.	82	44825	No
83	GOM_NL__2PRFIN20100926_141713_000000402093_00182_44825_1345.N1	26-SEP-2010 14:17:13	Bright	40.000	74	11Bet Cas	2.2680	6600.0	80	44825	No
84	GOM_NL__2PRFIN20100926_141842_000000392093_00182_44825_1346.N1	26-SEP-2010 14:18:42	Bright	39.000	76	27Gam Cas	2.3000	30000.	78	44825	No
85	GOM_NL__2PRFIN20100926_144406_000000712093_00182_44825_1347.N1	26-SEP-2010 14:44:06	Bright	71.000	17	78Bet Gem	1.1610	4500.0	142	44825	No
86	GOM_NL__2PRFIN20100926_145244_000000662093_00182_44825_1348.N1	26-SEP-2010 14:52:44	Dark	66.000	8	10Alp CMi	0.40000	6500.0	132	44825	No
87	GOM_NL__2PRFIN20100926_145958_000000452093_00182_44825_1349.N1	26-SEP-2010 14:59:58	Dark	45.000	132	15Rho Pup	2.8030	6900.0	90	44825	No
88	GOM_NL__2PRFIN20100926_150319_000000482093_00182_44825_1350.N1	26-SEP-2010 15:03:19	Dark	47.500	88	31Eta CMa	2.4480	20000.	95	44825	No
89	GOM_NL__2PRFIN20100926_150450_000000522093_00182_44825_1351.N1	26-SEP-2010 15:04:50	Dark	51.500	23	21Eps CMa	1.5020	26000.	103	44825	No
90	GOM_NL__2PRFIN20100926_150857_000000432093_00183_44826_1364.N1	26-SEP-2010 15:08:57	Dark	42.500	161	Tau Pup	2.9310	4500.0	85	44826	No
91	GOM_NL__2PRFIN20100926_151145_000000572093_00183_44826_1365.N1	26-SEP-2010 15:11:45	Dark	57.000	108	Alp Col	2.6520	15200.	114	44826	No
92	GOM_NL__2PRFIN20100926_152242_000000502093_00183_44826_1366.N1	26-SEP-2010 15:22:42	Straylight	50.000	157	The1Eri	2.9060	9300.0	100	44826	No
93	GOM_NL__2PRFIN20100926_153406_000000532093_00183_44826_1367.N1	26-SEP-2010 15:34:06	Twl_and_stray	52.500	52	16Bet Cet	2.0370	4500.0	105	44826	No
94	GOM_NL__2PRFIN20100926_154501_000000432093_00183_44826_1368.N1	26-SEP-2010 15:45:01	Bright	42.500	140	88Gam Peg	2.8340	26000.	85	44826	No
95	GOM_NL__2PRFIN20100926_154915_000000422093_00183_44826_1369.N1	26-SEP-2010 15:49:15	Bright	42.000	58	21Alp And	2.0730	11000.	84	44826	No
96	GOM_NL__2PRFIN20100926_155748_000000392093_00183_44826_1370.N1	26-SEP-2010 15:57:48	Bright	38.500	74	11Bet Cas	2.2680	6600.0	77	44826	No
97	GOM_NL__2PRFIN20100926_155917_000000392093_00183_44826_1371.N1	26-SEP-2010 15:59:17	Bright	39.000	76	27Gam Cas	2.3000	30000.	78	44826	No
98	GOM_NL__2PRFIN20100926_162443_000000712093_00183_44826_1372.N1	26-SEP-2010 16:24:43	Bright	71.000	17	78Bet Gem	1.1610	4500.0	142	44826	No
99	GOM_NL__2PRFIN20100926_163321_000000712093_00183_44826_1373.N1	26-SEP-2010 16:33:21	Dark	71.000	8	10Alp CMi	0.40000	6500.0	142	44826	No
100	GOM_NL__2PRFIN20100926_164035_000000462093_00183_44826_1374.N1	26-SEP-2010 16:40:35	Dark	46.000	132	15Rho Pup	2.8030	6900.0	92	44826	No
101	GOM_NL__2PRFIN20100926_164356_000000452093_00183_44826_1375.N1	26-SEP-2010 16:43:56	Dark	45.000	88	31Eta CMa	2.4480	20000.	90	44826	No

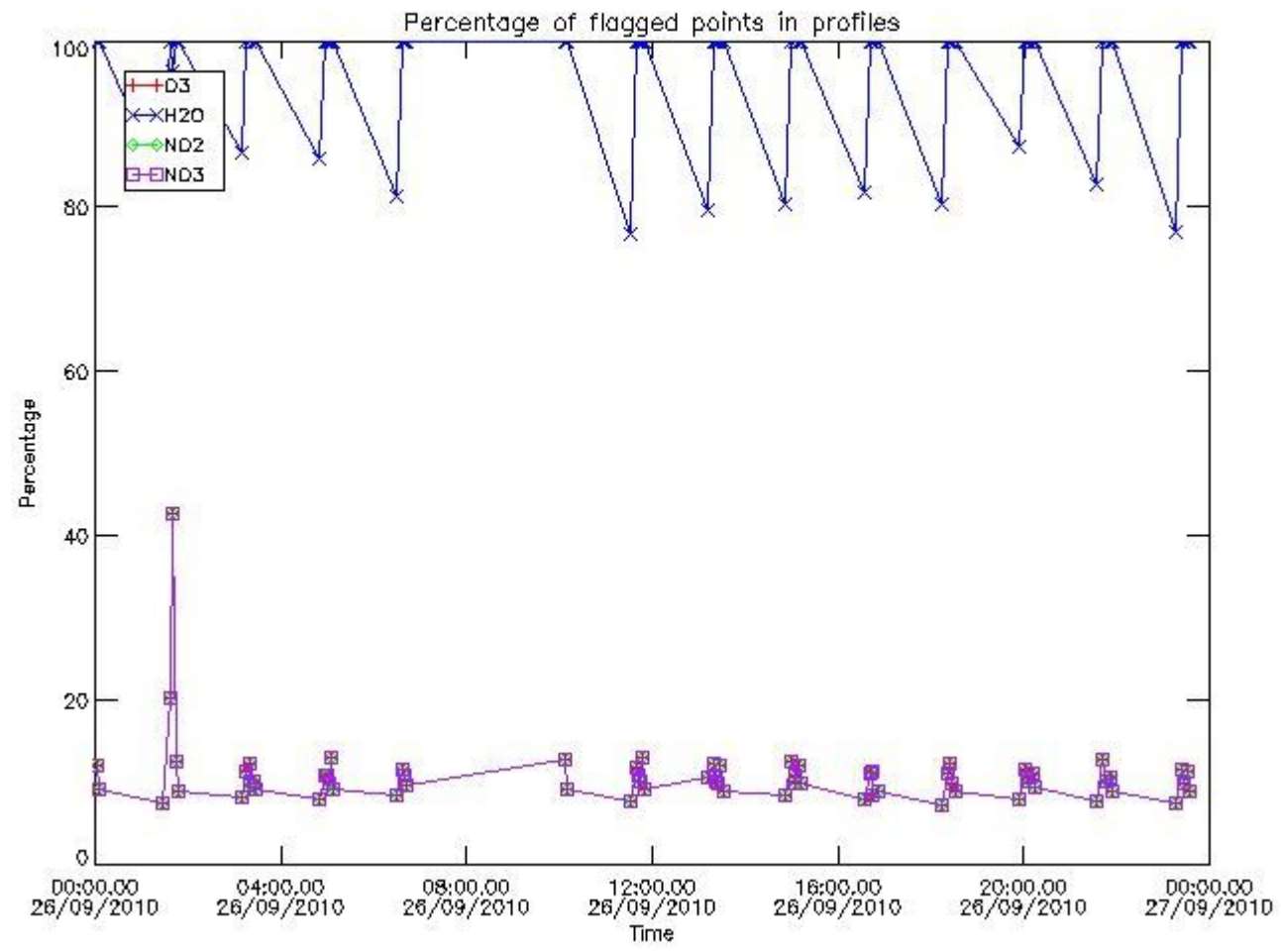
102	GOM_NL__2PRFIN20100926_164528_000000612093_00183_44826_1376.N1	26-SEP-2010 16:45:28	Dark	60.500	23	21Eps CMa	1.5020	26000.	121	44826	No
103	GOM_NL__2PRFIN20100926_165223_000000572093_00184_44827_1384.N1	26-SEP-2010 16:52:23	Dark	56.500	108	Alp Col	2.6520	15200.	113	44827	No
104	GOM_NL__2PRFIN20100926_170319_000000502093_00184_44827_1385.N1	26-SEP-2010 17:03:19	Straylight	49.500	157	The1Eri	2.9060	9300.0	99	44827	No
105	GOM_NL__2PRFIN20100926_171443_000000532093_00184_44827_1386.N1	26-SEP-2010 17:14:43	Tw_i_and_stray	52.500	52	16Bet Cet	2.0370	4500.0	105	44827	No
106	GOM_NL__2PRFIN20100926_172536_000000432093_00184_44827_1387.N1	26-SEP-2010 17:25:36	Bright	42.500	140	88Gam Peg	2.8340	26000.	85	44827	No
107	GOM_NL__2PRFIN20100926_172951_000000422093_00184_44827_1388.N1	26-SEP-2010 17:29:51	Bright	42.000	58	21Alp And	2.0730	11000.	84	44827	No
108	GOM_NL__2PRFIN20100926_173824_000000402093_00184_44827_1389.N1	26-SEP-2010 17:38:24	Bright	40.000	74	11Bet Cas	2.2680	6600.0	80	44827	No
109	GOM_NL__2PRFIN20100926_173953_000000432093_00184_44827_1390.N1	26-SEP-2010 17:39:53	Bright	43.000	76	27Gam Cas	2.3000	30000.	86	44827	No
110	GOM_NL__2PRFIN20100926_180519_000000712093_00184_44827_1391.N1	26-SEP-2010 18:05:19	Bright	71.000	17	78Bet Gem	1.1610	4500.0	142	44827	No
111	GOM_NL__2PRFIN20100926_181358_000000712093_00184_44827_1392.N1	26-SEP-2010 18:13:58	Dark	71.000	8	10Alp CMi	0.40000	6500.0	142	44827	No
112	GOM_NL__2PRFIN20100926_182112_000000462093_00184_44827_1393.N1	26-SEP-2010 18:21:12	Dark	46.000	132	15Rho Pup	2.8030	6900.0	92	44827	No
113	GOM_NL__2PRFIN20100926_182433_000000462093_00184_44827_1394.N1	26-SEP-2010 18:24:33	Dark	45.500	88	31Eta CMa	2.4480	20000.	91	44827	No
114	GOM_NL__2PRFIN20100926_182605_000000512093_00184_44827_1395.N1	26-SEP-2010 18:26:05	Dark	51.000	23	21Eps CMa	1.5020	26000.	102	44827	No
115	GOM_NL__2PRFIN20100926_183300_000000572093_00185_44828_1441.N1	26-SEP-2010 18:33:00	Dark	57.000	108	Alp Col	2.6520	15200.	114	44828	No
116	GOM_NL__2PRFIN20100926_184356_000000492093_00185_44828_1442.N1	26-SEP-2010 18:43:56	Straylight	49.000	157	The1Eri	2.9060	9300.0	98	44828	No
117	GOM_NL__2PRFIN20100926_185519_000000522093_00185_44828_1443.N1	26-SEP-2010 18:55:19	Tw_i_and_stray	52.000	52	16Bet Cet	2.0370	4500.0	104	44828	No
118	GOM_NL__2PRFIN20100926_190612_000000432093_00185_44828_1444.N1	26-SEP-2010 19:06:12	Bright	42.500	140	88Gam Peg	2.8340	26000.	85	44828	No
119	GOM_NL__2PRFIN20100926_191027_000000442093_00185_44828_1445.N1	26-SEP-2010 19:10:27	Bright	43.500	58	21Alp And	2.0730	11000.	87	44828	No
120	GOM_NL__2PRFIN20100926_191900_000000392093_00185_44828_1446.N1	26-SEP-2010 19:19:00	Bright	39.000	74	11Bet Cas	2.2680	6600.0	78	44828	No
121	GOM_NL__2PRFIN20100926_192029_000000422093_00185_44828_1447.N1	26-SEP-2010 19:20:29	Bright	41.500	76	27Gam Cas	2.3000	30000.	83	44828	No
122	GOM_NL__2PRFIN20100926_194555_000000712093_00185_44828_1448.N1	26-SEP-2010 19:45:55	Bright	71.000	17	78Bet Gem	1.1610	4500.0	142	44828	No
123	GOM_NL__2PRFIN20100926_195434_000000642093_00185_44828_1449.N1	26-SEP-2010 19:54:34	Dark	63.500	8	10Alp CMi	0.40000	6500.0	127	44828	No
124	GOM_NL__2PRFIN20100926_200148_000000452093_00185_44828_1450.N1	26-SEP-2010 20:01:48	Dark	44.500	132	15Rho Pup	2.8030	6900.0	89	44828	No
125	GOM_NL__2PRFIN20100926_200510_000000492093_00185_44828_1451.N1	26-SEP-2010 20:05:10	Dark	48.500	88	31Eta CMa	2.4480	20000.	97	44828	No
126	GOM_NL__2PRFIN20100926_200642_000000502093_00185_44828_1452.N1	26-SEP-2010 20:06:42	Dark	50.000	23	21Eps CMa	1.5020	26000.	100	44828	No
127	GOM_NL__2PRFIN20100926_201046_000000462093_00186_44829_1611.N1	26-SEP-2010 20:10:46	Dark	46.000	161	Tau Pup	2.9310	4500.0	92	44829	No
128	GOM_NL__2PRFIN20100926_201338_000000552093_00186_44829_1612.N1	26-SEP-2010 20:13:38	Dark	54.500	108	Alp Col	2.6520	15200.	109	44829	No
129	GOM_NL__2PRFIN20100926_202432_000000512093_00186_44829_1613.N1	26-SEP-2010 20:24:32	Straylight	50.500	157	The1Eri	2.9060	9300.0	101	44829	No
130	GOM_NL__2PRFIN20100926_203555_000000542093_00186_44829_1614.N1	26-SEP-2010 20:35:55	Tw_i_and_stray	53.500	52	16Bet Cet	2.0370	4500.0	107	44829	No
131	GOM_NL__2PRFIN20100926_204648_000000422093_00186_44829_1615.N1	26-SEP-2010 20:46:48	Bright	41.500	140	88Gam Peg	2.8340	26000.	83	44829	No
132	GOM_NL__2PRFIN20100926_205102_000000552093_00186_44829_1616.N1	26-SEP-2010 20:51:02	Bright	54.500	58	21Alp And	2.0730	11000.	109	44829	No
133	GOM_NL__2PRFIN20100926_205935_000000402093_00186_44829_1617.N1	26-SEP-2010 20:59:35	Bright	40.000	74	11Bet Cas	2.2680	6600.0	80	44829	No
134	GOM_NL__2PRFIN20100926_210104_000000412093_00186_44829_1618.N1	26-SEP-2010 21:01:04	Bright	41.000	76	27Gam Cas	2.3000	30000.	82	44829	No
135	GOM_NL__2PRFIN20100926_212631_000000542093_00186_44829_1619.N1	26-SEP-2010 21:26:31	Bright	53.500	17	78Bet Gem	1.1610	4500.0	107	44829	No
136	GOM_NL__2PRFIN20100926_213511_000000672093_00186_44829_1620.N1	26-SEP-2010 21:35:11	Dark	66.500	8	10Alp CMi	0.40000	6500.0	133	44829	No
137	GOM_NL__2PRFIN20100926_214225_000000442093_00186_44829_1621.N1	26-SEP-2010 21:42:25	Dark	44.000	132	15Rho Pup	2.8030	6900.0	88	44829	No
138	GOM_NL__2PRFIN20100926_214719_000000502093_00186_44829_1622.N1	26-SEP-2010 21:47:19	Dark	50.000	23	21Eps CMa	1.5020	26000.	100	44829	No
139	GOM_NL__2PRFIN20100926_215123_000000482093_00187_44830_1617.N1	26-SEP-2010 21:51:23	Dark	48.000	161	Tau Pup	2.9310	4500.0	96	44830	No
140	GOM_NL__2PRFIN20100926_215415_000000572093_00187_44830_1618.N1	26-SEP-2010 21:54:15	Dark	56.500	108	Alp Col	2.6520	15200.	113	44830	No
141	GOM_NL__2PRFIN20100926_220509_000000502093_00187_44830_1619.N1	26-SEP-2010 22:05:09	Straylight	49.500	157	The1Eri	2.9060	9300.0	99	44830	No
142	GOM_NL__2PRFIN20100926_221631_000000592093_00187_44830_1620.N1	26-SEP-2010 22:16:31	Tw_i_and_stray	58.500	52	16Bet Cet	2.0370	4500.0	117	44830	No
143	GOM_NL__2PRFIN20100926_222723_000000422093_00187_44830_1621.N1	26-SEP-2010 22:27:23	Bright	42.000	140	88Gam Peg	2.8340	26000.	84	44830	No
144	GOM_NL__2PRFIN20100926_223138_000000412093_00187_44830_1622.N1	26-SEP-2010 22:31:38	Bright	41.000	58	21Alp And	2.0730	11000.	82	44830	No
145	GOM_NL__2PRFIN20100926_224011_000000412093_00187_44830_1623.N1	26-SEP-2010 22:40:11	Bright	41.000	74	11Bet Cas	2.2680	6600.0	82	44830	No
146	GOM_NL__2PRFIN20100926_224139_000000422093_00187_44830_1624.N1	26-SEP-2010 22:41:39	Bright	41.500	76	27Gam Cas	2.3000	30000.	83	44830	No
147	GOM_NL__2PRFIN20100926_230707_000000712093_00187_44830_1625.N1	26-SEP-2010 23:07:07	Bright	71.000	17	78Bet Gem	1.1610	4500.0	142	44830	No
148	GOM_NL__2PRFIN20100926_231548_000000672093_00187_44830_1626.N1	26-SEP-2010 23:15:48	Dark	67.000	8	10Alp CMi	0.40000	6500.0	134	44830	No
149	GOM_NL__2PRFIN20100926_232301_000000452093_00187_44830_1627.N1	26-SEP-2010 23:23:01	Dark	44.500	132	15Rho Pup	2.8030	6900.0	89	44830	No
150	GOM_NL__2PRFIN20100926_232756_000000572093_00187_44830_1628.N1	26-SEP-2010 23:27:56	Dark	56.500	23	21Eps CMa	1.5020	26000.	113	44830	No
151	GOM_NL__2PRFIN20100926_233200_000000502093_00188_44831_1545.N1	26-SEP-2010 23:32:00	Dark	49.500	161	Tau Pup	2.9310	4500.0	99	44831	No
152	GOM_NL__2PRFIN20100926_233452_000000582093_00188_44831_1546.N1	26-SEP-2010 23:34:52	Dark	57.500	108	Alp Col	2.6520	15200.	115	44831	No
153	GOM_NL__2PRFIN20100926_234546_000000532093_00188_44831_1547.N1	26-SEP-2010 23:45:46	Straylight	52.500	157	The1Eri	2.9060	9300.0	105	44831	No
154	GOM_NL__2PRFIN20100926_235707_000000512093_00188_44831_1548.N1	26-SEP-2010 23:57:07	Tw_i_and_stray	50.500	52	16Bet Cet	2.0370	4500.0	101	44831	No

3. Quality information per product

In this section it is plotted some information contained in the Quality Summary data set of the level 2 products. Only products in dark limb conditions and without errors (error flag in

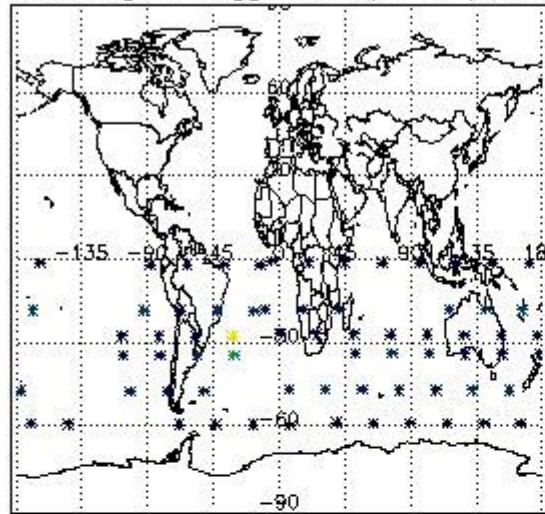
the MPH set to "0") are used.

3.1 Plot quality information per product (time dependant)

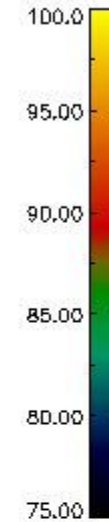
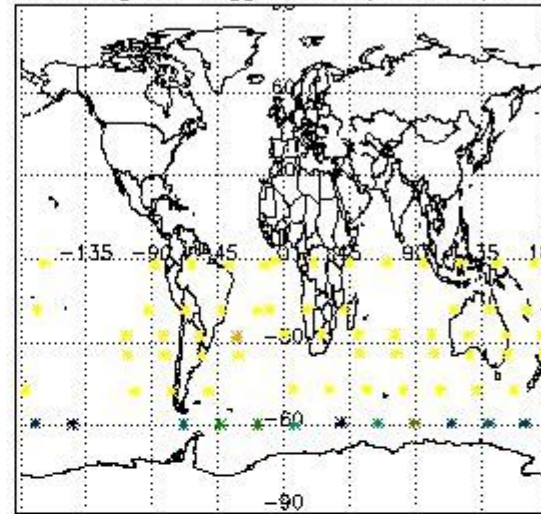


3.2 Plot quality information per product (world map)

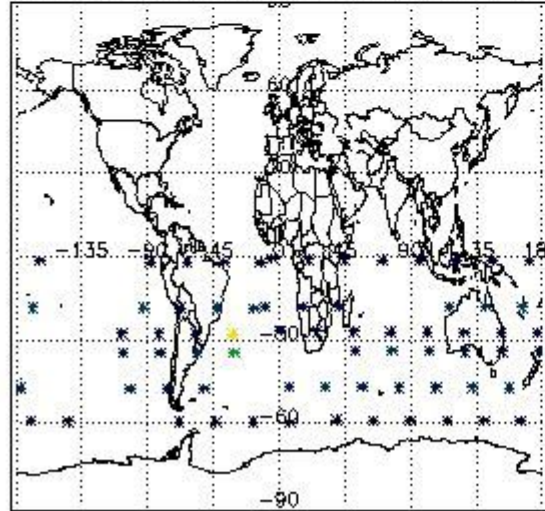
Percentage of flagged data per O3 profile



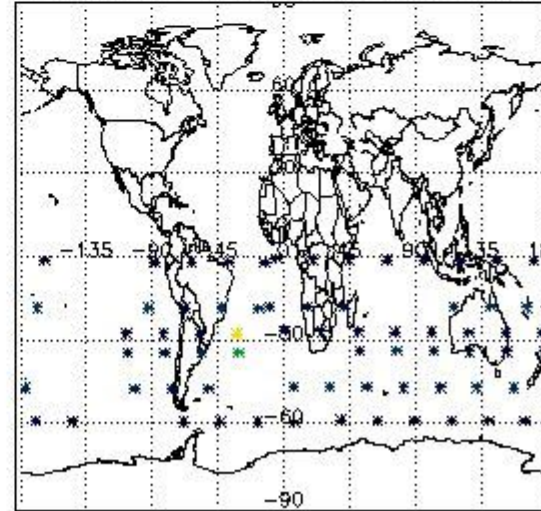
Percentage of flagged data per H2O profile



Percentage of flagged data per NO2 profile



Percentage of flagged data per NO3 profile

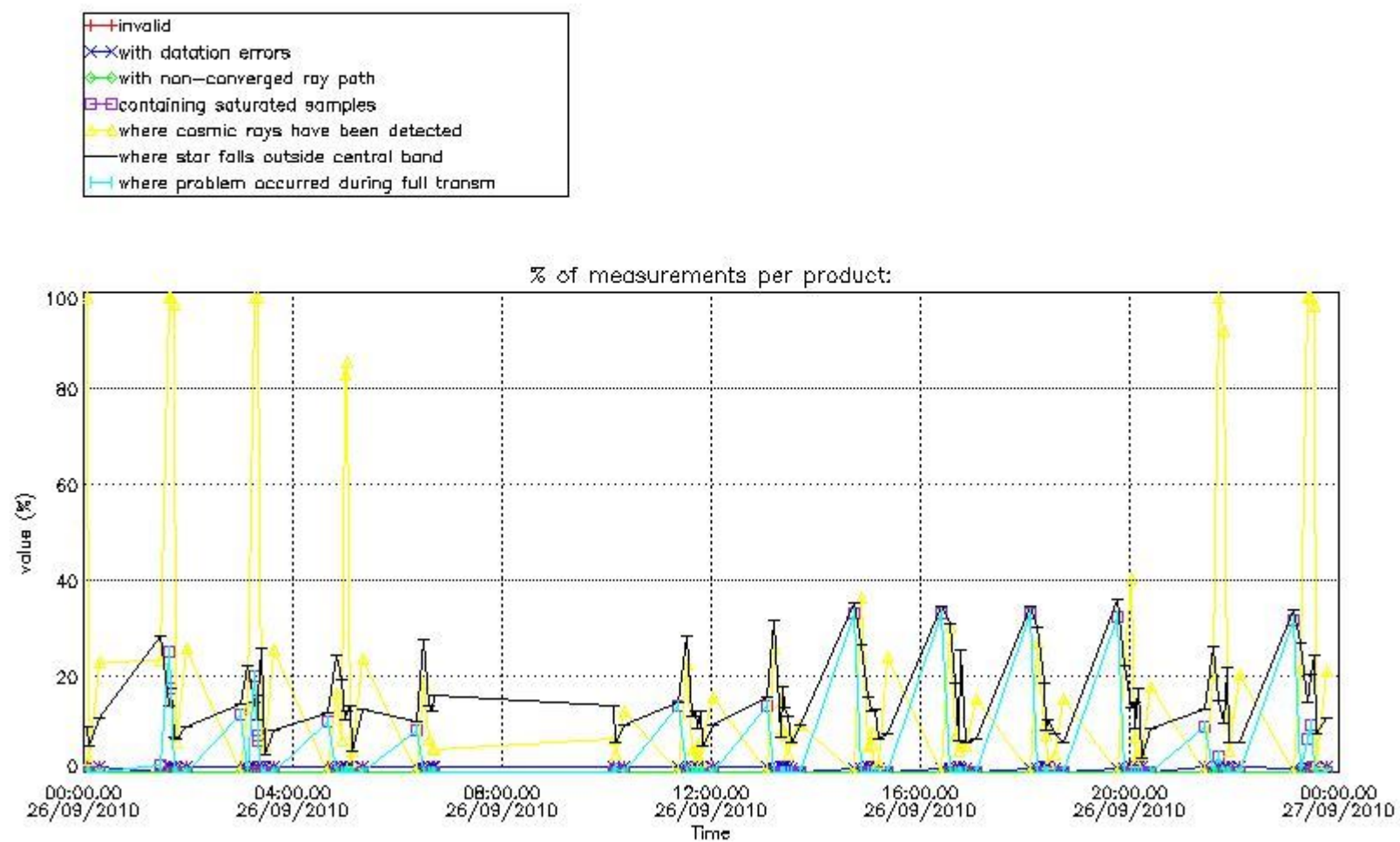


4. Level 1 quality information per product

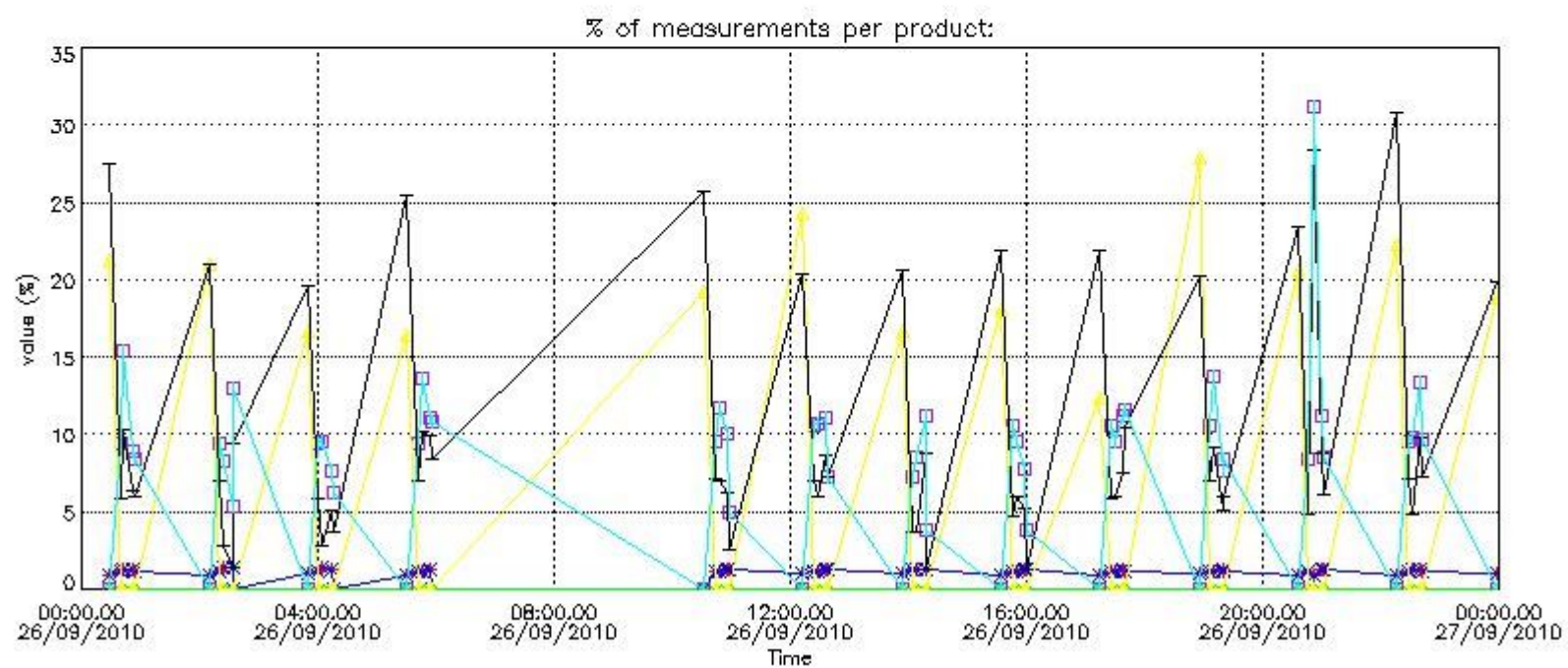
In this section it is plotted some information contained in the Quality Summary data set of the level 2 products that comes from the level 1b processing. Products without errors (error flag in the MPH set to "0") are used.

4.1 Plot quality information per product (time dependant) coming from level 1b processing

4.1.1 Plot level 1 quality information per product (time dependant): ENVISAT ASCENDING passes

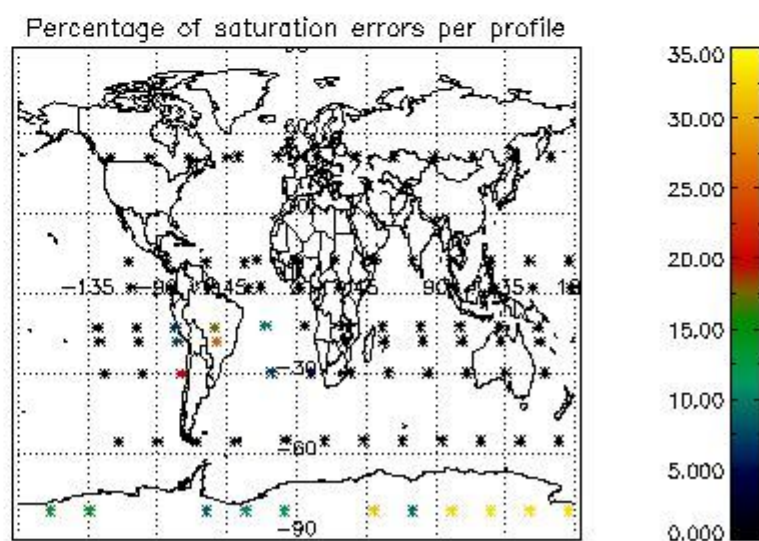
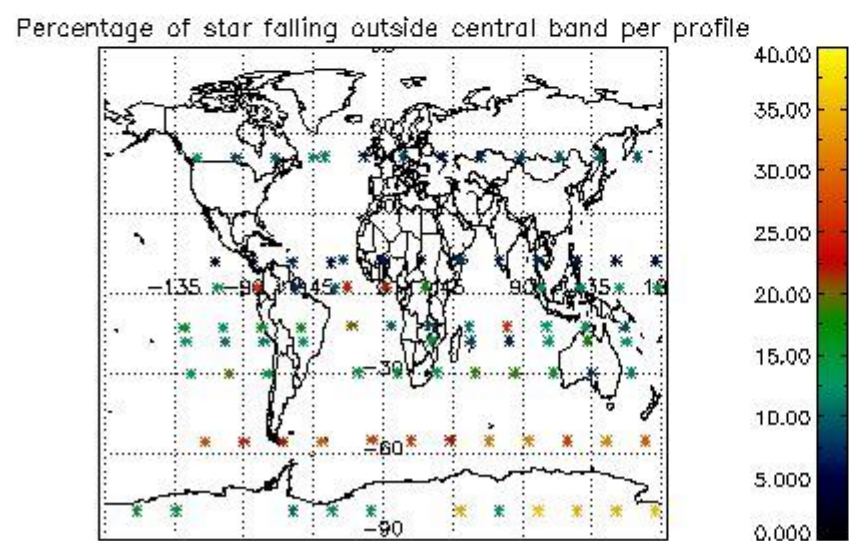
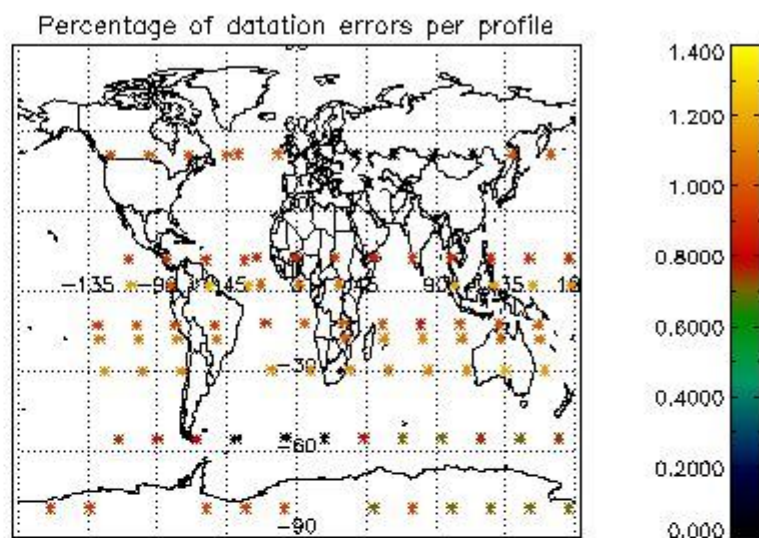
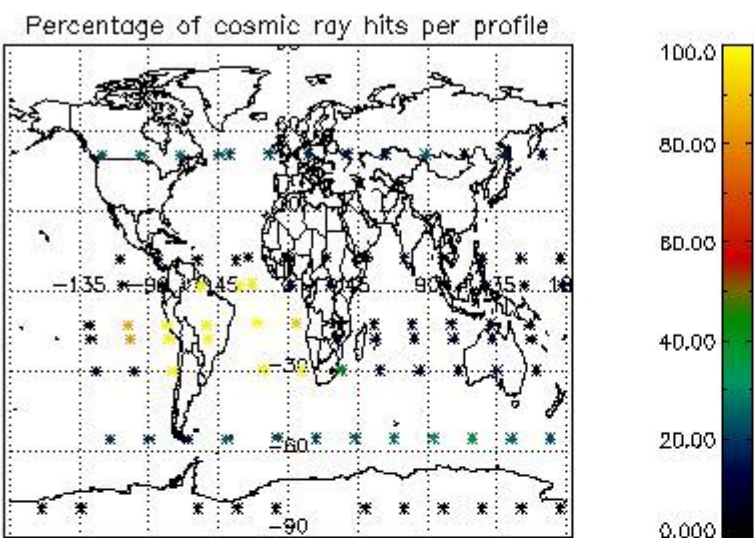


4.1.2 Plot level 1 quality information per product (time dependant): ENVI SAT DESCENDING passes

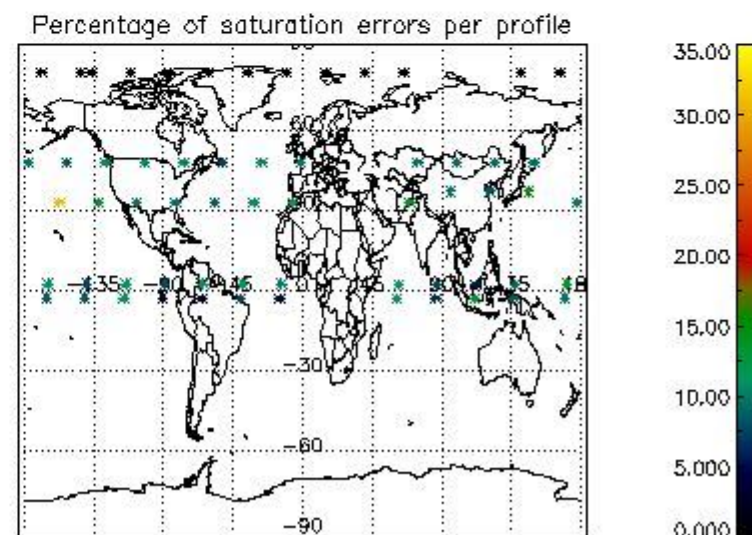
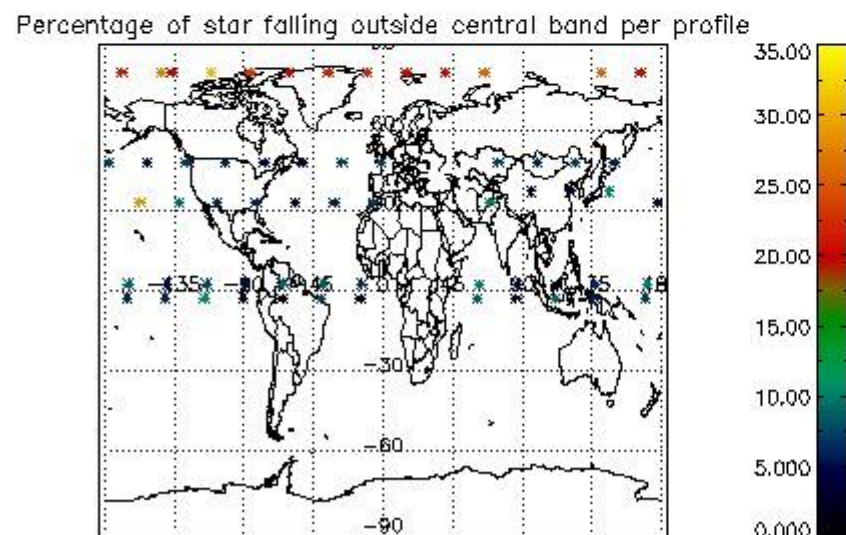
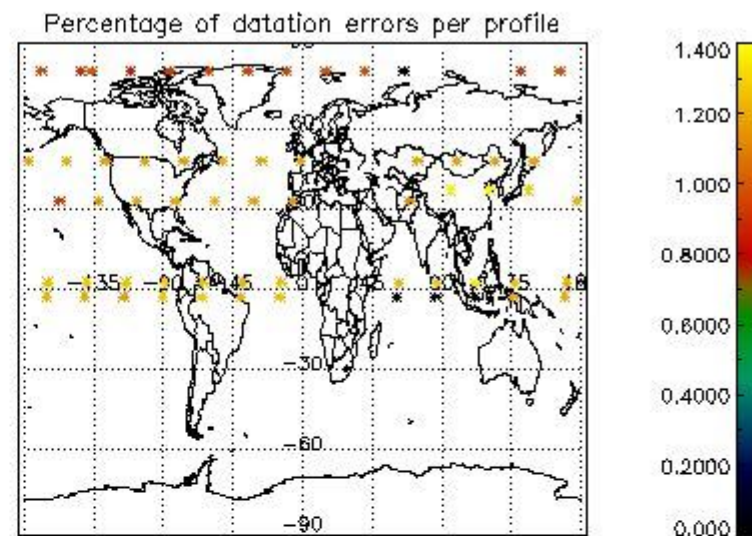
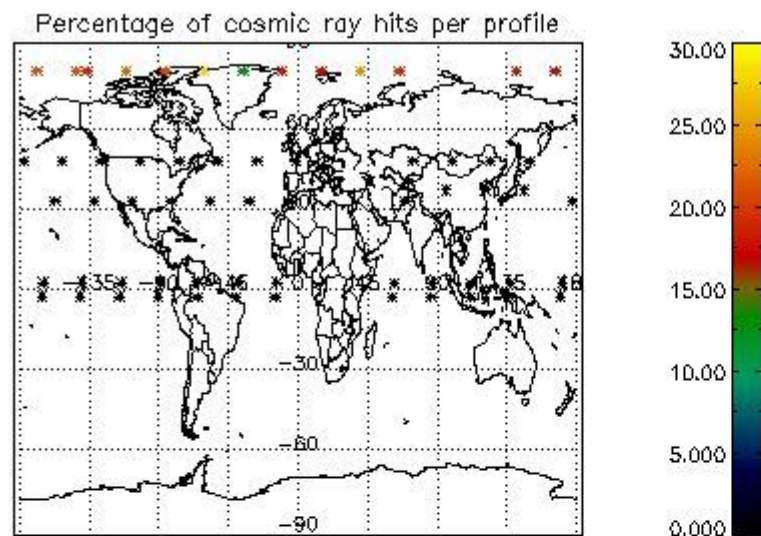


4.2 Plot quality information per product coming from level 1b processing (world map)

4.2.1 Plot level 1 quality information per product (world map): ENVISAT ASCENDING passes



4.2.2 Plot level 1 quality information per product (world map): ENVISAT DESCENDING passes



5. Trace gas profiles

5.1 Ozone statistics based on quality of products

The final quality of the products can be "measured" using the STD (Standard Deviation) attached to every point profile. This information is written to the parameter GOM_NL__2P/NL_LOCAL_SPECIES_DENSITY/o3_std of the level 2 products. The table below shows the statistics for given STD ranges.

The statistics are given with respect to the overall valid production:

- Products without fatal errors: GOM_NL__2P/MPH/PRODUCT_ERR=0
- Valid point profile: GOM_NL__2P/NL_LOCAL_SPECIES_DENSITY/pcd(0)=0

The 'Criteria' is applied to valid points of dark limb products:

- Products in dark limb illumination condition: GOM_NL__2P/NL_SUMMARY_QUALITY/obs_ill_cond=0
- Products without fatal errors: GOM_NL__2P/MPH/PRODUCT_ERR=0
- Valid point profile: GOM_NL__2P/NL_LOCAL_SPECIES_DENSITY/pcd(0)=0

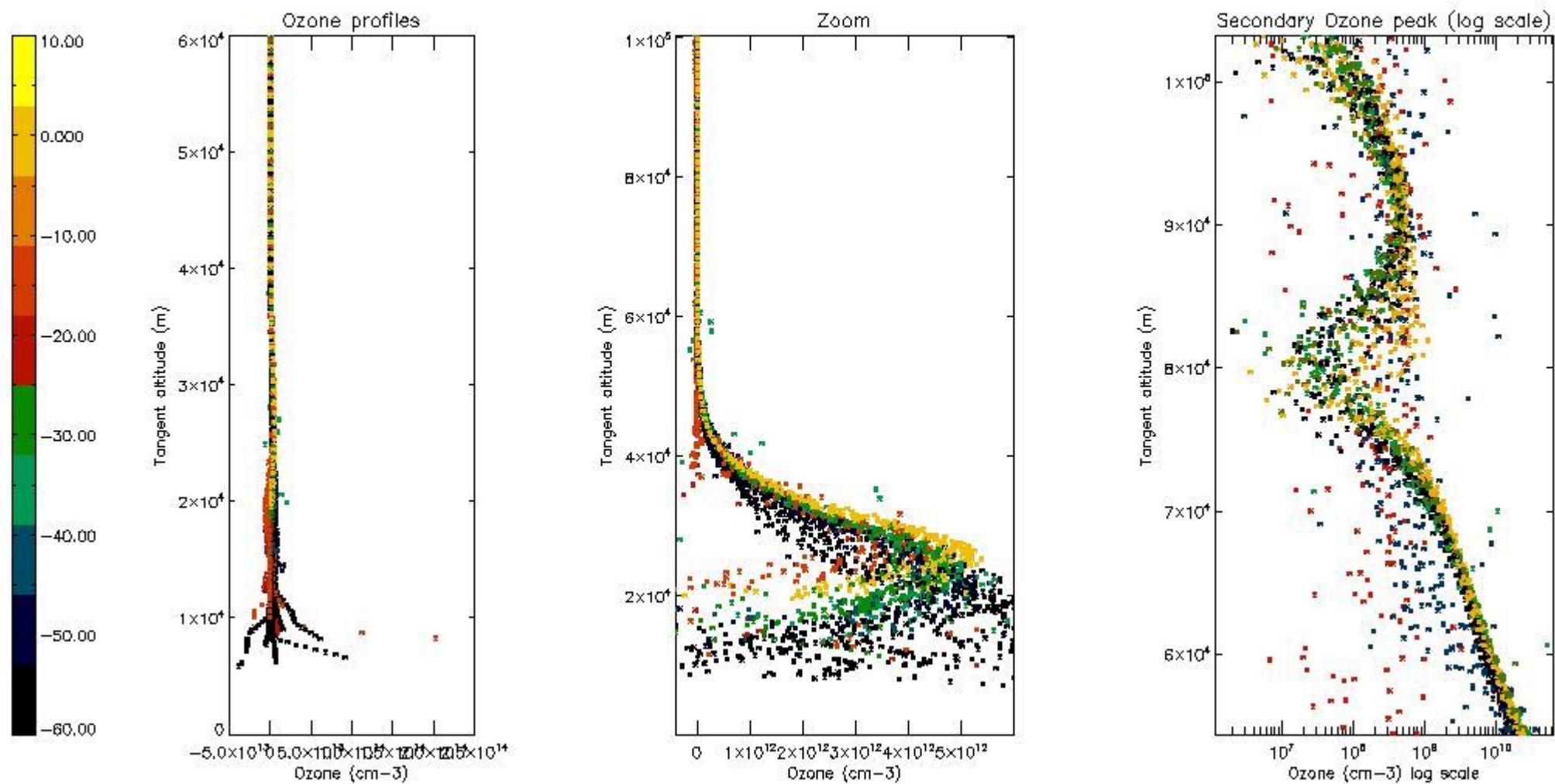
So, the table below shows the percentage of dark limb and valid observations for each criteria with respect to the overall valid daily observations.

Criteria	% of total production
All STD	48
STD < 20	26

STD < 10	19
STD < 5	15

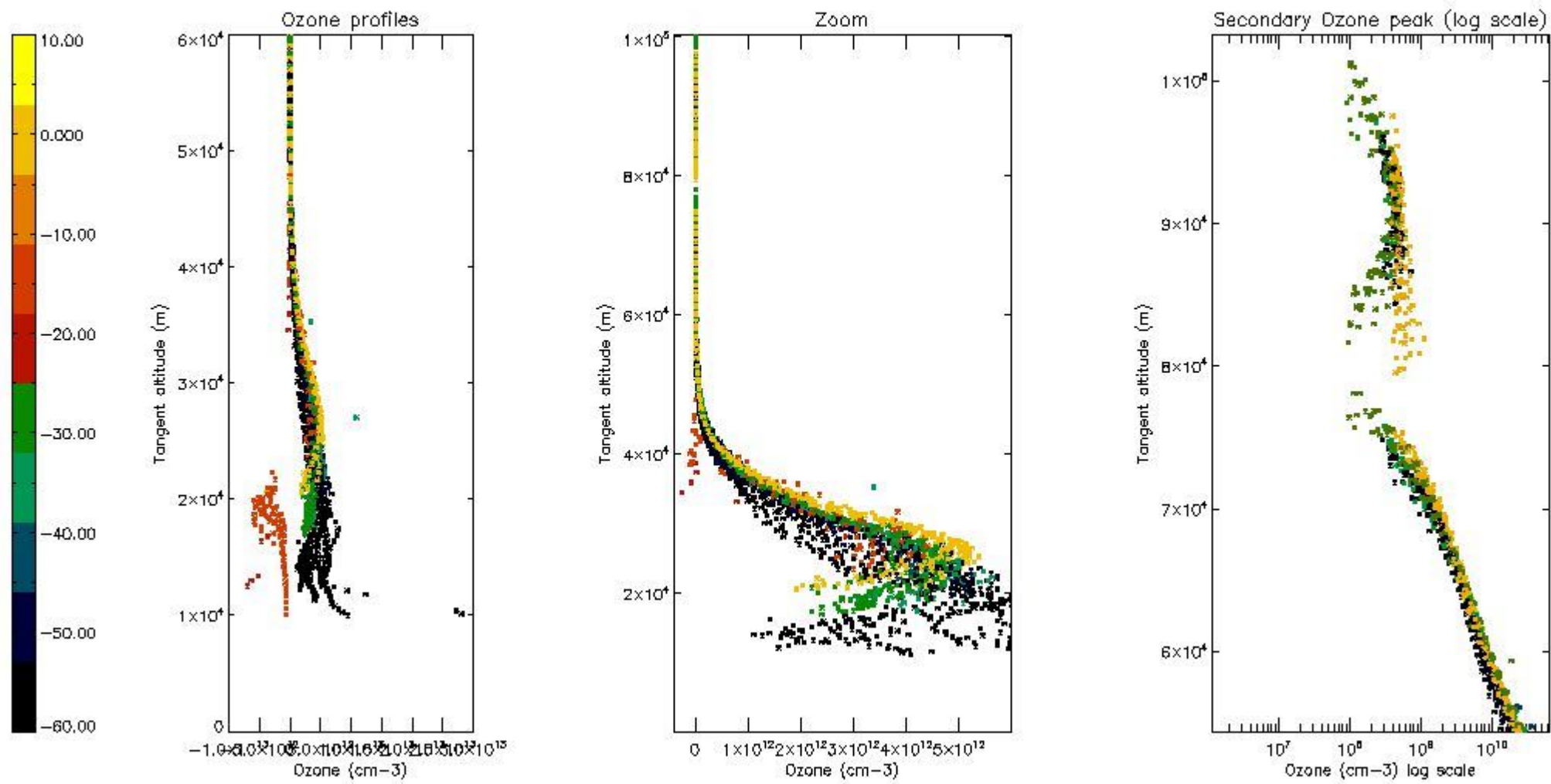
5.2 Plot ozone profiles for all STD (dark without errors)

The colorbar represents the latitude.



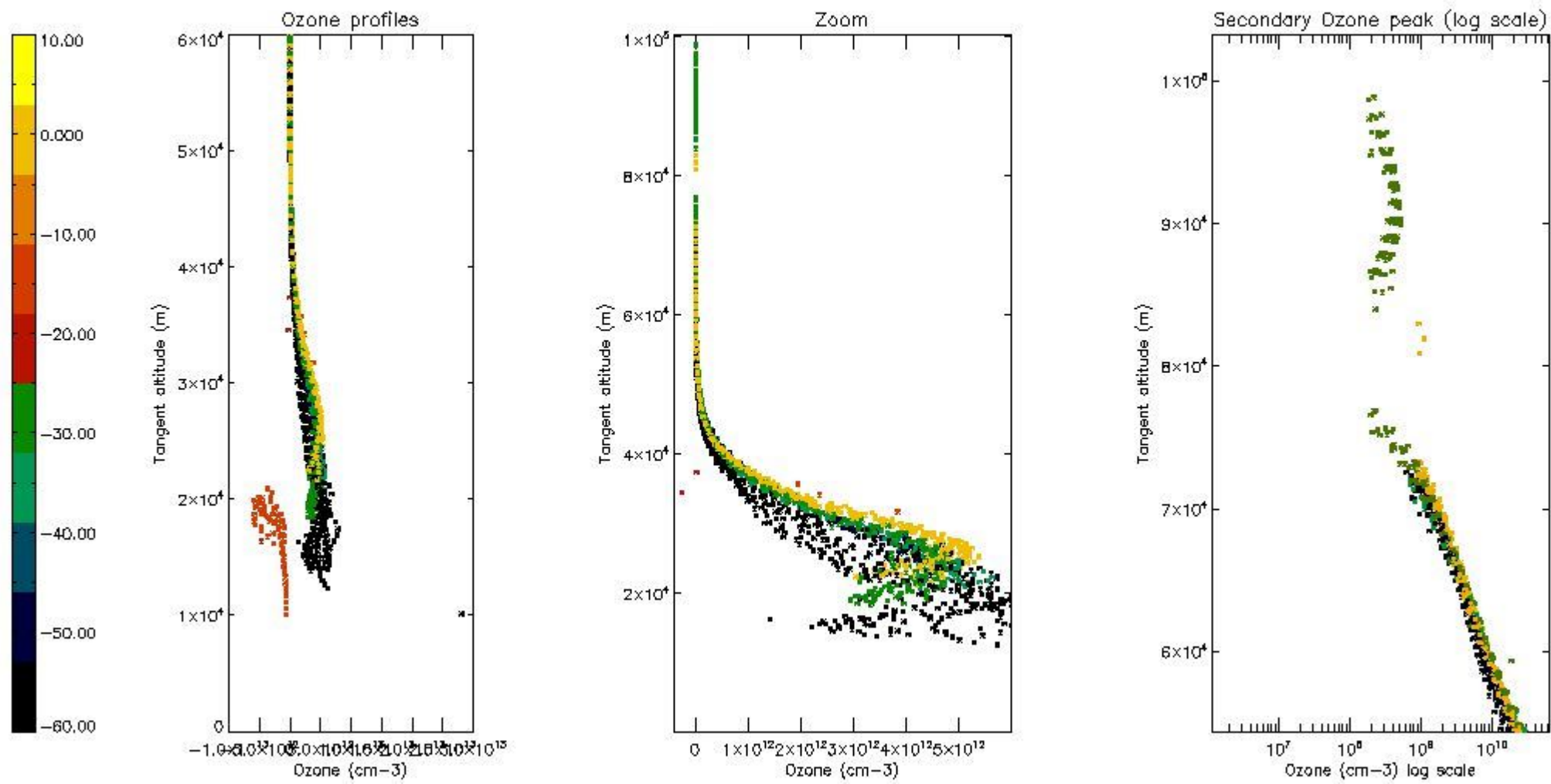
5.3 Plot ozone profiles where STD < 20% (dark without errors)

The colorbar represents the latitude.



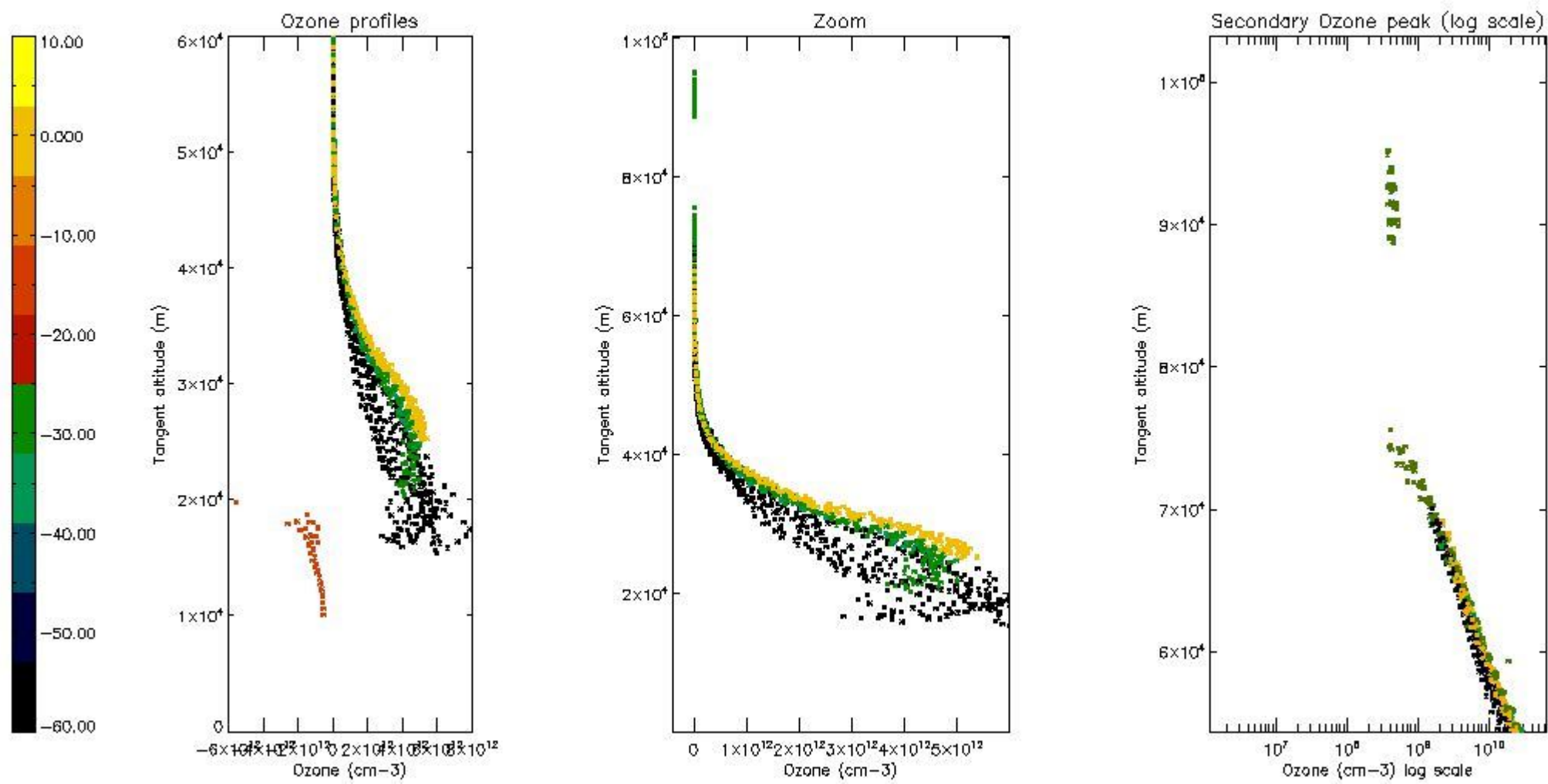
5.4 Plot ozone profiles where $STD < 10\%$ (dark without errors)

The colorbar represents the latitude.



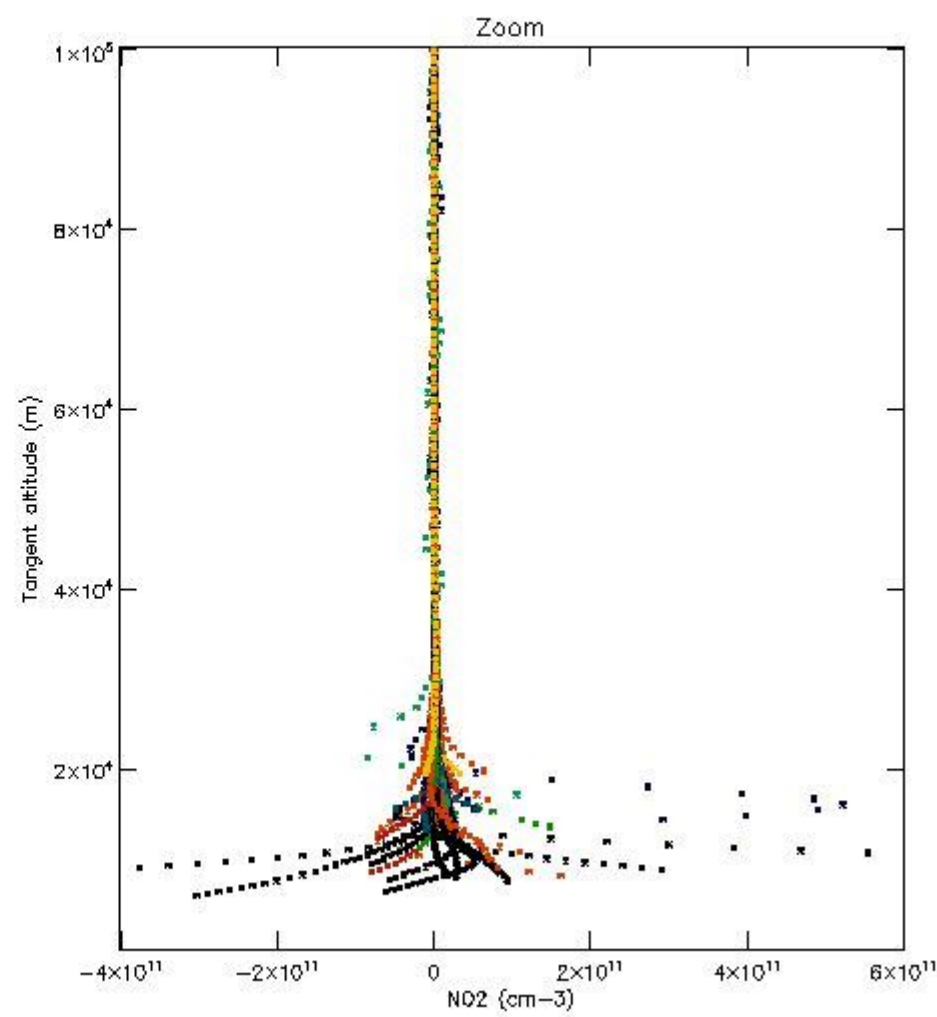
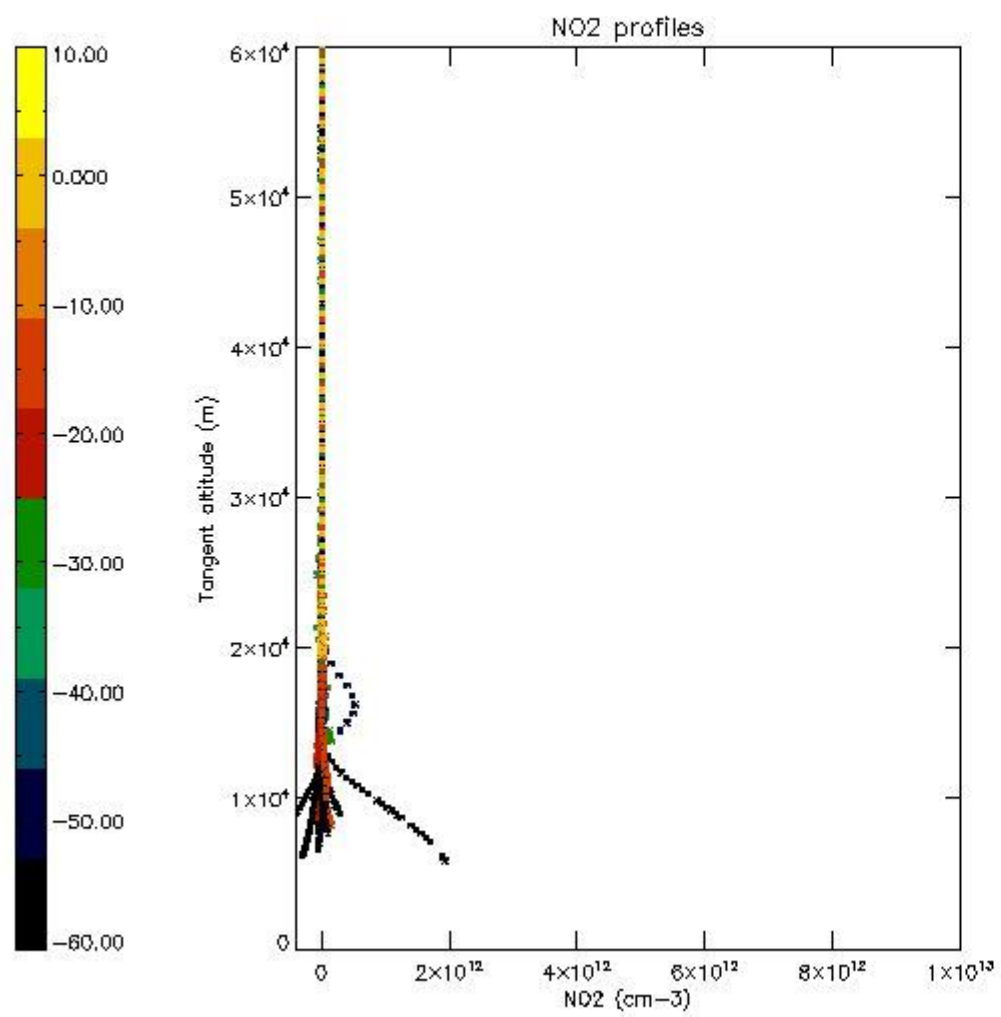
5.5 Plot ozone profiles where STD < 5% (dark without errors)

The colorbar represents the latitude.



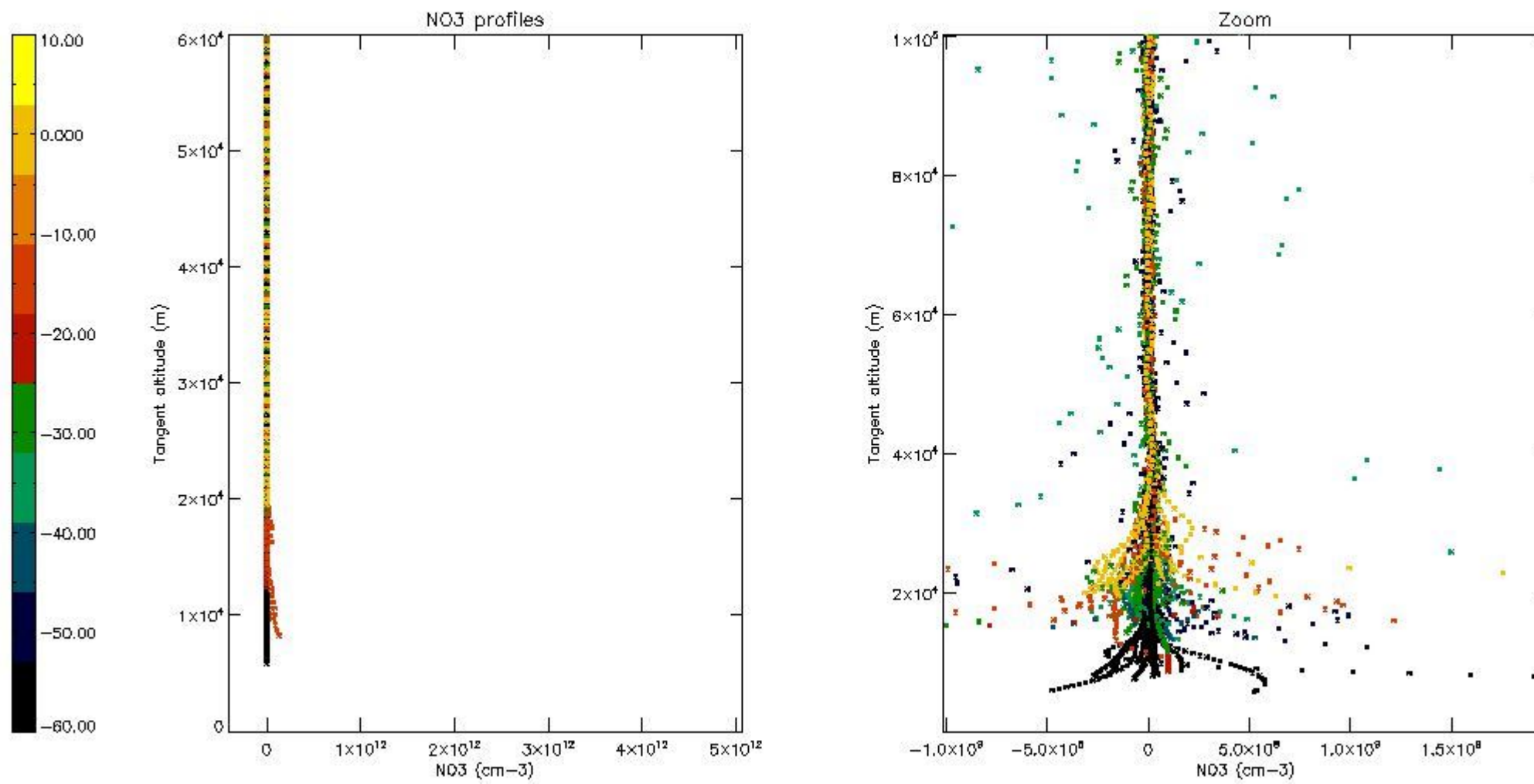
5.6 Plot NO₂ profiles for all STD (dark without errors)

The colorbar represents the latitude.



5.7 Plot NO3 profiles for all STD (dark without errors)

The colorbar represents the latitude.



6. Auxiliary Data Files used for the production reported in section 2

The number reported in the third column indicates since which file (see list in section 2) the corresponding auxiliary file has been used. The fourth column is the date of those product files.

Type	Auxiliary Filename	Used since product	Used since product date
INST_PHYS_CHARACTERISTICS	GOM_INS_AXVIEC20091111_143220_20030716_120000_20500101_000000	1	26-SEP-2010 00:03:27
LEVEL-2_PROC_CONFIG	GOM_PR2_AXVIEC20091111_152718_20020301_000000_20500101_000000	1	26-SEP-2010 00:03:27
CROSS_SECTIONS_FILE	GOM_CRS_AXVIEC20091111_154832_20020301_000000_20500101_000000	1	26-SEP-2010 00:03:27

GOMOS Level 2 Daily Report

SUMMARY

[1. General Info](#)

[2. Summary of processed GOM_NL_2P products](#)

[3. Level 2 Quality information per product](#)

[3.1 Plot of level 2 quality information per product \(time dependant\)](#)

[3.2 Plot of level 2 quality information per product \(world map\)](#)

[4. Level 1 Quality information per product \(stored on level 2 products\)](#)

[4.1 Plot of level 1 quality information per product \(time dependant\)](#)

[4.1.1 Plot of level 1 quality information per product \(time dependant\): ASCENDING](#)

[4.1.2 Plot of level 1 quality information per product \(time dependant\): DESCENDING](#)

[4.2 Plot of level 1 quality information per product \(world map\)](#)

[4.2.1 Plot of level 1 quality information per product \(world map\): ASCENDING](#)

[4.2.2 Plot of level 1 quality information per product \(world map\): DESCENDING](#)

[5. Ozone profiles based on quality statistics and other trace gas profiles](#)

[5.1 Ozone statistics based on quality of products](#)

[5.2 Plot ozone profiles for all STD \(dark without errors\)](#)

[5.3 Plot ozone profiles where STD < 20% \(dark without errors\)](#)

[5.4. Plot ozone profiles where STD < 10% \(dark without errors\)](#)

[5.5. Plot ozone profiles where STD < 5% \(dark without errors\)](#)

[5.6 Plot NO2 profiles for all STD \(dark without errors\)](#)

[5.7 Plot NO3 profiles for all STD \(dark without errors\)](#)

[5.8 Plot H2O profiles \(only for occultations of stars 1,2,3,4,13,14,16,26,63 dark without errors\) for all STD](#)

[6. Auxiliary Data Files used for the production reported in section 2](#)

This report presents the daily analysis on parameters extracted from GOMOS level 2 data (GOM_NL__2P). It is intended to monitor some important parameters that will impact the quality of these products. A list of level 2 products (and content) that have arrived during the reporting day to the PCF is also given.

Item	Value
Time of report generation	29APR2013 15:28:23
Data source version	GOMOS/6.01
Start time of products	26-09-2010 (26SEP2010 00:00:00)
Stop time of products	27-09-2010 (27SEP2010 00:00:00)
Store outputs in DB	Yes
Nb of level 2 prods	154
Nb of prods with errors	0

2. Summary of processed GOM_NL__2P products.

Nr	Filename	UTC Start time	Limb	Duration	Star Id	Star Name	Star Mag	Star Temp	Nb Meas	Orbit	Prod. error
1	GOM_NL__2PRFIN20100926_000327_000000422093_00174_44817_0896.N1	26-SEP-2010 00:03:27	Dark	42.000	161	Tau Pup	2.9310	4500.0	84	44817	No
2	GOM_NL__2PRFIN20100926_000609_000000562093_00174_44817_0897.N1	26-SEP-2010 00:06:09	Dark	55.500	108	Alp Col	2.6520	15200.	111	44817	No
3	GOM_NL__2PRFIN20100926_001711_000000532093_00174_44817_0898.N1	26-SEP-2010 00:17:11	Straylight	52.500	157	The1Eri	2.9060	9300.0	105	44817	No
4	GOM_NL__2PRFIN20100926_002842_000000572093_00174_44817_0899.N1	26-SEP-2010 00:28:42	Twilight	56.500	52	16Bet Cet	2.0370	4500.0	113	44817	No
5	GOM_NL__2PRFIN20100926_003940_000000432093_00174_44817_0900.N1	26-SEP-2010 00:39:40	Bright	42.500	140	88Gam Peg	2.8340	26000.	85	44817	No
6	GOM_NL__2PRFIN20100926_004243_000000392093_00174_44817_0901.N1	26-SEP-2010 00:42:43	Bright	39.000	93	53Bet Peg	2.5200	3100.0	78	44817	No
7	GOM_NL__2PRFIN20100926_005228_000000402093_00174_44817_0902.N1	26-SEP-2010 00:52:28	Bright	39.500	74	11Bet Cas	2.2680	6600.0	79	44817	No
8	GOM_NL__2PRFIN20100926_005358_000000422093_00174_44817_0903.N1	26-SEP-2010 00:53:58	Bright	41.500	76	27Gam Cas	2.3000	30000.	83	44817	No
9	GOM_NL__2PRFIN20100926_012750_000000672093_00174_44817_0904.N1	26-SEP-2010 01:27:50	Dark	67.000	8	10Alp CMi	0.40000	6500.0	134	44817	No
10	GOM_NL__2PRFIN20100926_013825_000000482093_00174_44817_0905.N1	26-SEP-2010 01:38:25	Dark	47.500	88	31Eta CMa	2.4480	20000.	95	44817	No
11	GOM_NL__2PRFIN20100926_013954_000000552093_00174_44817_0906.N1	26-SEP-2010 01:39:54	Dark	54.500	23	21Eps CMa	1.5020	26000.	109	44817	No
12	GOM_NL__2PRFIN20100926_014404_000000412093_00175_44818_0962.N1	26-SEP-2010 01:44:04	Dark	40.500	161	Tau Pup	2.9310	4500.0	81	44818	No
13	GOM_NL__2PRFIN20100926_014646_000000572093_00175_44818_0963.N1	26-SEP-2010 01:46:46	Dark	56.500	108	Alp Col	2.6520	15200.	113	44818	No
14	GOM_NL__2PRFIN20100926_015748_000000522093_00175_44818_0964.N1	26-SEP-2010 01:57:48	Straylight	52.000	157	The1Eri	2.9060	9300.0	104	44818	No
15	GOM_NL__2PRFIN20100926_020918_000000532093_00175_44818_0965.N1	26-SEP-2010 02:09:18	Twilight	52.500	52	16Bet Cet	2.0370	4500.0	105	44818	No
16	GOM_NL__2PRFIN20100926_022016_000000432093_00175_44818_0966.N1	26-SEP-2010 02:20:16	Bright	42.500	140	88Gam Peg	2.8340	26000.	85	44818	No
17	GOM_NL__2PRFIN20100926_022319_000000362093_00175_44818_0967.N1	26-SEP-2010 02:23:19	Bright	36.000	93	53Bet Peg	2.5200	3100.0	72	44818	No
18	GOM_NL__2PRFIN20100926_023303_000000372093_00175_44818_0968.N1	26-SEP-2010 02:33:03	Bright	37.000	74	11Bet Cas	2.2680	6600.0	74	44818	No
19	GOM_NL__2PRFIN20100926_023434_000000432093_00175_44818_0969.N1	26-SEP-2010 02:34:34	Bright	42.500	76	27Gam Cas	2.3000	30000.	85	44818	No
20	GOM_NL__2PRFIN20100926_025953_000000542093_00175_44818_0970.N1	26-SEP-2010 02:59:53	Bright	53.500	17	78Bet Gem	1.1610	4500.0	107	44818	No
21	GOM_NL__2PRFIN20100926_030827_000000632093_00175_44818_0971.N1	26-SEP-2010 03:08:27	Dark	63.000	8	10Alp CMi	0.40000	6500.0	126	44818	No
22	GOM_NL__2PRFIN20100926_031542_000000452093_00175_44818_0972.N1	26-SEP-2010 03:15:42	Dark	45.000	132	15Rho Pup	2.8030	6900.0	90	44818	No
23	GOM_NL__2PRFIN20100926_031901_000000462093_00175_44818_0973.N1	26-SEP-2010 03:19:01	Dark	46.000	88	31Eta CMa	2.4480	20000.	92	44818	No
24	GOM_NL__2PRFIN20100926_032031_000000532093_00175_44818_0974.N1	26-SEP-2010 03:20:31	Dark	53.000	23	21Eps CMa	1.5020	26000.	106	44818	No
25	GOM_NL__2PRFIN20100926_032441_000000512093_00176_44819_0991.N1	26-SEP-2010 03:24:41	Dark	50.500	161	Tau Pup	2.9310	4500.0	101	44819	No
26	GOM_NL__2PRFIN20100926_032724_000000552093_00176_44819_0992.N1	26-SEP-2010 03:27:24	Dark	55.000	108	Alp Col	2.6520	15200.	110	44819	No
27	GOM_NL__2PRFIN20100926_033825_000000512093_00176_44819_0993.N1	26-SEP-2010 03:38:25	Straylight	51.000	157	The1Eri	2.9060	9300.0	102	44819	No
28	GOM_NL__2PRFIN20100926_034954_000000512093_00176_44819_0994.N1	26-SEP-2010 03:49:54	Twilight	51.000	52	16Bet Cet	2.0370	4500.0	102	44819	No
29	GOM_NL__2PRFIN20100926_040051_000000432093_00176_44819_0995.N1	26-SEP-2010 04:00:51	Bright	42.500	140	88Gam Peg	2.8340	26000.	85	44819	No
30	GOM_NL__2PRFIN20100926_040355_000000372093_00176_44819_0996.N1	26-SEP-2010 04:03:55	Bright	36.500	93	53Bet Peg	2.5200	3100.0	73	44819	No
31	GOM_NL__2PRFIN20100926_041339_000000392093_00176_44819_0997.N1	26-SEP-2010 04:13:39	Bright	39.000	74	11Bet Cas	2.2680	6600.0	78	44819	No
32	GOM_NL__2PRFIN20100926_041509_000000402093_00176_44819_0998.N1	26-SEP-2010 04:15:09	Bright	40.000	76	27Gam Cas	2.3000	30000.	80	44819	No
33	GOM_NL__2PRFIN20100926_044029_000000532093_00176_44819_0999.N1	26-SEP-2010 04:40:29	Bright	53.000	17	78Bet Gem	1.1610	4500.0	106	44819	No
34	GOM_NL__2PRFIN20100926_044904_000000642093_00176_44819_1000.N1	26-SEP-2010 04:49:04	Dark	64.000	8	10Alp CMi	0.40000	6500.0	128	44819	No
35	GOM_NL__2PRFIN20100926_045619_000000472093_00176_44819_1001.N1	26-SEP-2010 04:56:19	Dark	47.000	132	15Rho Pup	2.8030	6900.0	94	44819	No
36	GOM_NL__2PRFIN20100926_045938_000000472093_00176_44819_1002.N1	26-SEP-2010 04:59:38	Dark	46.500	88	31Eta CMa	2.4480	20000.	93	44819	No
37	GOM_NL__2PRFIN20100926_050108_000000522093_00176_44819_1003.N1	26-SEP-2010 05:01:08	Dark	51.500	23	21Eps CMa	1.5020	26000.	103	44819	No
38	GOM_NL__2PRFIN20100926_050517_000000432093_00177_44820_1012.N1	26-SEP-2010 05:05:17	Dark	43.000	161	Tau Pup	2.9310	4500.0	86	44820	No
39	GOM_NL__2PRFIN20100926_050801_000000562093_00177_44820_1013.N1	26-SEP-2010 05:08:01	Dark	55.500	108	Alp Col	2.6520	15200.	111	44820	No
40	GOM_NL__2PRFIN20100926_051902_000000532093_00177_44820_1014.N1	26-SEP-2010 05:19:02	Straylight	53.000	157	The1Eri	2.9060	9300.0	106	44820	No
41	GOM_NL__2PRFIN20100926_053030_000000552093_00177_44820_1015.N1	26-SEP-2010 05:30:30	Twilight	55.000	52	16Bet Cet	2.0370	4500.0	110	44820	No
42	GOM_NL__2PRFIN20100926_054127_000000432093_00177_44820_1016.N1	26-SEP-2010 05:41:27	Bright	42.500	140	88Gam Peg	2.8340	26000.	85	44820	No

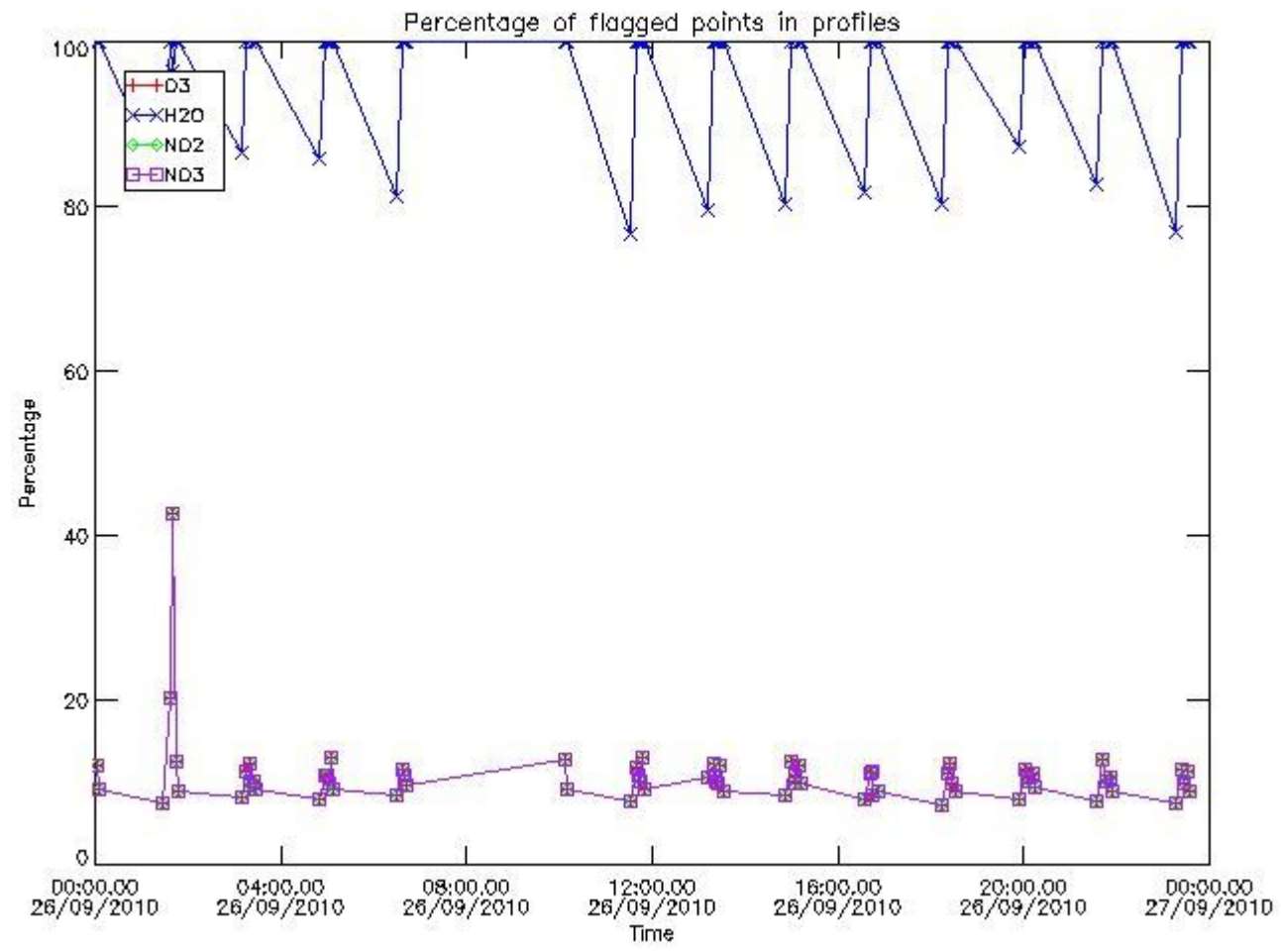
102	GOM_NL__2PRFIN20100926_164528_000000612093_00183_44826_1376.N1	26-SEP-2010 16:45:28	Dark	60.500	23	21Eps CMa	1.5020	26000.	121	44826	No
103	GOM_NL__2PRFIN20100926_165223_000000572093_00184_44827_1384.N1	26-SEP-2010 16:52:23	Dark	56.500	108	Alp Col	2.6520	15200.	113	44827	No
104	GOM_NL__2PRFIN20100926_170319_000000502093_00184_44827_1385.N1	26-SEP-2010 17:03:19	Straylight	49.500	157	The1Eri	2.9060	9300.0	99	44827	No
105	GOM_NL__2PRFIN20100926_171443_000000532093_00184_44827_1386.N1	26-SEP-2010 17:14:43	Tw_i_and_stray	52.500	52	16Bet Cet	2.0370	4500.0	105	44827	No
106	GOM_NL__2PRFIN20100926_172536_000000432093_00184_44827_1387.N1	26-SEP-2010 17:25:36	Bright	42.500	140	88Gam Peg	2.8340	26000.	85	44827	No
107	GOM_NL__2PRFIN20100926_172951_000000422093_00184_44827_1388.N1	26-SEP-2010 17:29:51	Bright	42.000	58	21Alp And	2.0730	11000.	84	44827	No
108	GOM_NL__2PRFIN20100926_173824_000000402093_00184_44827_1389.N1	26-SEP-2010 17:38:24	Bright	40.000	74	11Bet Cas	2.2680	6600.0	80	44827	No
109	GOM_NL__2PRFIN20100926_173953_000000432093_00184_44827_1390.N1	26-SEP-2010 17:39:53	Bright	43.000	76	27Gam Cas	2.3000	30000.	86	44827	No
110	GOM_NL__2PRFIN20100926_180519_000000712093_00184_44827_1391.N1	26-SEP-2010 18:05:19	Bright	71.000	17	78Bet Gem	1.1610	4500.0	142	44827	No
111	GOM_NL__2PRFIN20100926_181358_000000712093_00184_44827_1392.N1	26-SEP-2010 18:13:58	Dark	71.000	8	10Alp CMi	0.40000	6500.0	142	44827	No
112	GOM_NL__2PRFIN20100926_182112_000000462093_00184_44827_1393.N1	26-SEP-2010 18:21:12	Dark	46.000	132	15Rho Pup	2.8030	6900.0	92	44827	No
113	GOM_NL__2PRFIN20100926_182433_000000462093_00184_44827_1394.N1	26-SEP-2010 18:24:33	Dark	45.500	88	31Eta CMa	2.4480	20000.	91	44827	No
114	GOM_NL__2PRFIN20100926_182605_000000512093_00184_44827_1395.N1	26-SEP-2010 18:26:05	Dark	51.000	23	21Eps CMa	1.5020	26000.	102	44827	No
115	GOM_NL__2PRFIN20100926_183300_000000572093_00185_44828_1441.N1	26-SEP-2010 18:33:00	Dark	57.000	108	Alp Col	2.6520	15200.	114	44828	No
116	GOM_NL__2PRFIN20100926_184356_000000492093_00185_44828_1442.N1	26-SEP-2010 18:43:56	Straylight	49.000	157	The1Eri	2.9060	9300.0	98	44828	No
117	GOM_NL__2PRFIN20100926_185519_000000522093_00185_44828_1443.N1	26-SEP-2010 18:55:19	Tw_i_and_stray	52.000	52	16Bet Cet	2.0370	4500.0	104	44828	No
118	GOM_NL__2PRFIN20100926_190612_000000432093_00185_44828_1444.N1	26-SEP-2010 19:06:12	Bright	42.500	140	88Gam Peg	2.8340	26000.	85	44828	No
119	GOM_NL__2PRFIN20100926_191027_000000442093_00185_44828_1445.N1	26-SEP-2010 19:10:27	Bright	43.500	58	21Alp And	2.0730	11000.	87	44828	No
120	GOM_NL__2PRFIN20100926_191900_000000392093_00185_44828_1446.N1	26-SEP-2010 19:19:00	Bright	39.000	74	11Bet Cas	2.2680	6600.0	78	44828	No
121	GOM_NL__2PRFIN20100926_192029_000000422093_00185_44828_1447.N1	26-SEP-2010 19:20:29	Bright	41.500	76	27Gam Cas	2.3000	30000.	83	44828	No
122	GOM_NL__2PRFIN20100926_194555_000000712093_00185_44828_1448.N1	26-SEP-2010 19:45:55	Bright	71.000	17	78Bet Gem	1.1610	4500.0	142	44828	No
123	GOM_NL__2PRFIN20100926_195434_000000642093_00185_44828_1449.N1	26-SEP-2010 19:54:34	Dark	63.500	8	10Alp CMi	0.40000	6500.0	127	44828	No
124	GOM_NL__2PRFIN20100926_200148_000000452093_00185_44828_1450.N1	26-SEP-2010 20:01:48	Dark	44.500	132	15Rho Pup	2.8030	6900.0	89	44828	No
125	GOM_NL__2PRFIN20100926_200510_000000492093_00185_44828_1451.N1	26-SEP-2010 20:05:10	Dark	48.500	88	31Eta CMa	2.4480	20000.	97	44828	No
126	GOM_NL__2PRFIN20100926_200642_000000502093_00185_44828_1452.N1	26-SEP-2010 20:06:42	Dark	50.000	23	21Eps CMa	1.5020	26000.	100	44828	No
127	GOM_NL__2PRFIN20100926_201046_000000462093_00186_44829_1611.N1	26-SEP-2010 20:10:46	Dark	46.000	161	Tau Pup	2.9310	4500.0	92	44829	No
128	GOM_NL__2PRFIN20100926_201338_000000552093_00186_44829_1612.N1	26-SEP-2010 20:13:38	Dark	54.500	108	Alp Col	2.6520	15200.	109	44829	No
129	GOM_NL__2PRFIN20100926_202432_000000512093_00186_44829_1613.N1	26-SEP-2010 20:24:32	Straylight	50.500	157	The1Eri	2.9060	9300.0	101	44829	No
130	GOM_NL__2PRFIN20100926_203555_000000542093_00186_44829_1614.N1	26-SEP-2010 20:35:55	Tw_i_and_stray	53.500	52	16Bet Cet	2.0370	4500.0	107	44829	No
131	GOM_NL__2PRFIN20100926_204648_000000422093_00186_44829_1615.N1	26-SEP-2010 20:46:48	Bright	41.500	140	88Gam Peg	2.8340	26000.	83	44829	No
132	GOM_NL__2PRFIN20100926_205102_000000552093_00186_44829_1616.N1	26-SEP-2010 20:51:02	Bright	54.500	58	21Alp And	2.0730	11000.	109	44829	No
133	GOM_NL__2PRFIN20100926_205935_000000402093_00186_44829_1617.N1	26-SEP-2010 20:59:35	Bright	40.000	74	11Bet Cas	2.2680	6600.0	80	44829	No
134	GOM_NL__2PRFIN20100926_210104_000000412093_00186_44829_1618.N1	26-SEP-2010 21:01:04	Bright	41.000	76	27Gam Cas	2.3000	30000.	82	44829	No
135	GOM_NL__2PRFIN20100926_212631_000000542093_00186_44829_1619.N1	26-SEP-2010 21:26:31	Bright	53.500	17	78Bet Gem	1.1610	4500.0	107	44829	No
136	GOM_NL__2PRFIN20100926_213511_000000672093_00186_44829_1620.N1	26-SEP-2010 21:35:11	Dark	66.500	8	10Alp CMi	0.40000	6500.0	133	44829	No
137	GOM_NL__2PRFIN20100926_214225_000000442093_00186_44829_1621.N1	26-SEP-2010 21:42:25	Dark	44.000	132	15Rho Pup	2.8030	6900.0	88	44829	No
138	GOM_NL__2PRFIN20100926_214719_000000502093_00186_44829_1622.N1	26-SEP-2010 21:47:19	Dark	50.000	23	21Eps CMa	1.5020	26000.	100	44829	No
139	GOM_NL__2PRFIN20100926_215123_000000482093_00187_44830_1617.N1	26-SEP-2010 21:51:23	Dark	48.000	161	Tau Pup	2.9310	4500.0	96	44830	No
140	GOM_NL__2PRFIN20100926_215415_000000572093_00187_44830_1618.N1	26-SEP-2010 21:54:15	Dark	56.500	108	Alp Col	2.6520	15200.	113	44830	No
141	GOM_NL__2PRFIN20100926_220509_000000502093_00187_44830_1619.N1	26-SEP-2010 22:05:09	Straylight	49.500	157	The1Eri	2.9060	9300.0	99	44830	No
142	GOM_NL__2PRFIN20100926_221631_000000592093_00187_44830_1620.N1	26-SEP-2010 22:16:31	Tw_i_and_stray	58.500	52	16Bet Cet	2.0370	4500.0	117	44830	No
143	GOM_NL__2PRFIN20100926_222723_000000422093_00187_44830_1621.N1	26-SEP-2010 22:27:23	Bright	42.000	140	88Gam Peg	2.8340	26000.	84	44830	No
144	GOM_NL__2PRFIN20100926_223138_000000412093_00187_44830_1622.N1	26-SEP-2010 22:31:38	Bright	41.000	58	21Alp And	2.0730	11000.	82	44830	No
145	GOM_NL__2PRFIN20100926_224011_000000412093_00187_44830_1623.N1	26-SEP-2010 22:40:11	Bright	41.000	74	11Bet Cas	2.2680	6600.0	82	44830	No
146	GOM_NL__2PRFIN20100926_224139_000000422093_00187_44830_1624.N1	26-SEP-2010 22:41:39	Bright	41.500	76	27Gam Cas	2.3000	30000.	83	44830	No
147	GOM_NL__2PRFIN20100926_230707_000000712093_00187_44830_1625.N1	26-SEP-2010 23:07:07	Bright	71.000	17	78Bet Gem	1.1610	4500.0	142	44830	No
148	GOM_NL__2PRFIN20100926_231548_000000672093_00187_44830_1626.N1	26-SEP-2010 23:15:48	Dark	67.000	8	10Alp CMi	0.40000	6500.0	134	44830	No
149	GOM_NL__2PRFIN20100926_232301_000000452093_00187_44830_1627.N1	26-SEP-2010 23:23:01	Dark	44.500	132	15Rho Pup	2.8030	6900.0	89	44830	No
150	GOM_NL__2PRFIN20100926_232756_000000572093_00187_44830_1628.N1	26-SEP-2010 23:27:56	Dark	56.500	23	21Eps CMa	1.5020	26000.	113	44830	No
151	GOM_NL__2PRFIN20100926_233200_000000502093_00188_44831_1545.N1	26-SEP-2010 23:32:00	Dark	49.500	161	Tau Pup	2.9310	4500.0	99	44831	No
152	GOM_NL__2PRFIN20100926_233452_000000582093_00188_44831_1546.N1	26-SEP-2010 23:34:52	Dark	57.500	108	Alp Col	2.6520	15200.	115	44831	No
153	GOM_NL__2PRFIN20100926_234546_000000532093_00188_44831_1547.N1	26-SEP-2010 23:45:46	Straylight	52.500	157	The1Eri	2.9060	9300.0	105	44831	No
154	GOM_NL__2PRFIN20100926_235707_000000512093_00188_44831_1548.N1	26-SEP-2010 23:57:07	Tw_i_and_stray	50.500	52	16Bet Cet	2.0370	4500.0	101	44831	No

3. Quality information per product

In this section it is plotted some information contained in the Quality Summary data set of the level 2 products. Only products in dark limb conditions and without errors (error flag in

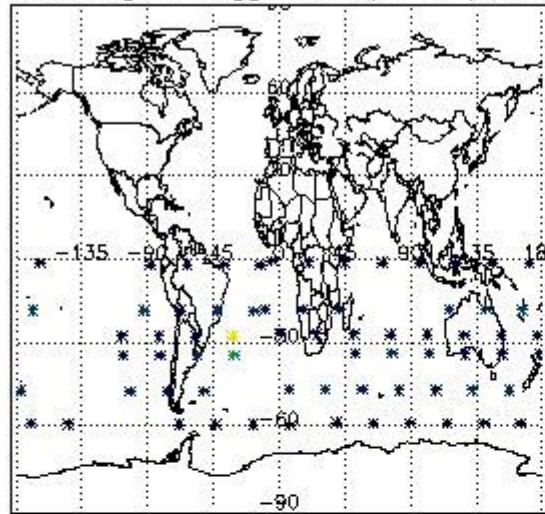
the MPH set to "0") are used.

3.1 Plot quality information per product (time dependant)

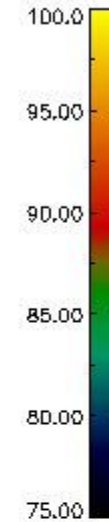
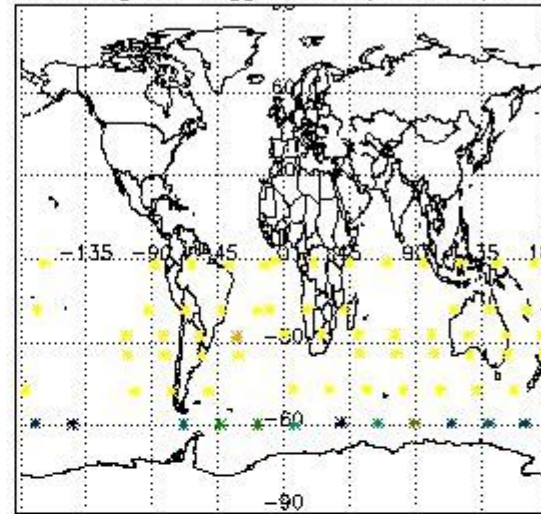


3.2 Plot quality information per product (world map)

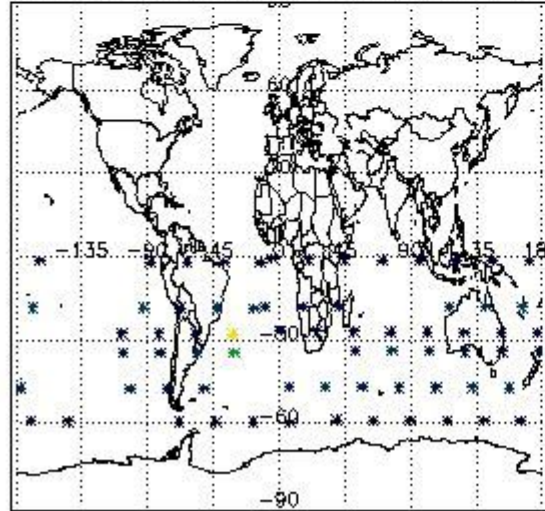
Percentage of flagged data per O3 profile



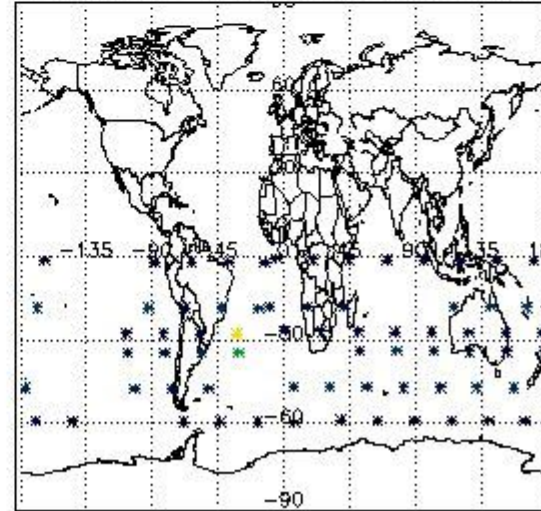
Percentage of flagged data per H2O profile



Percentage of flagged data per NO2 profile



Percentage of flagged data per NO3 profile

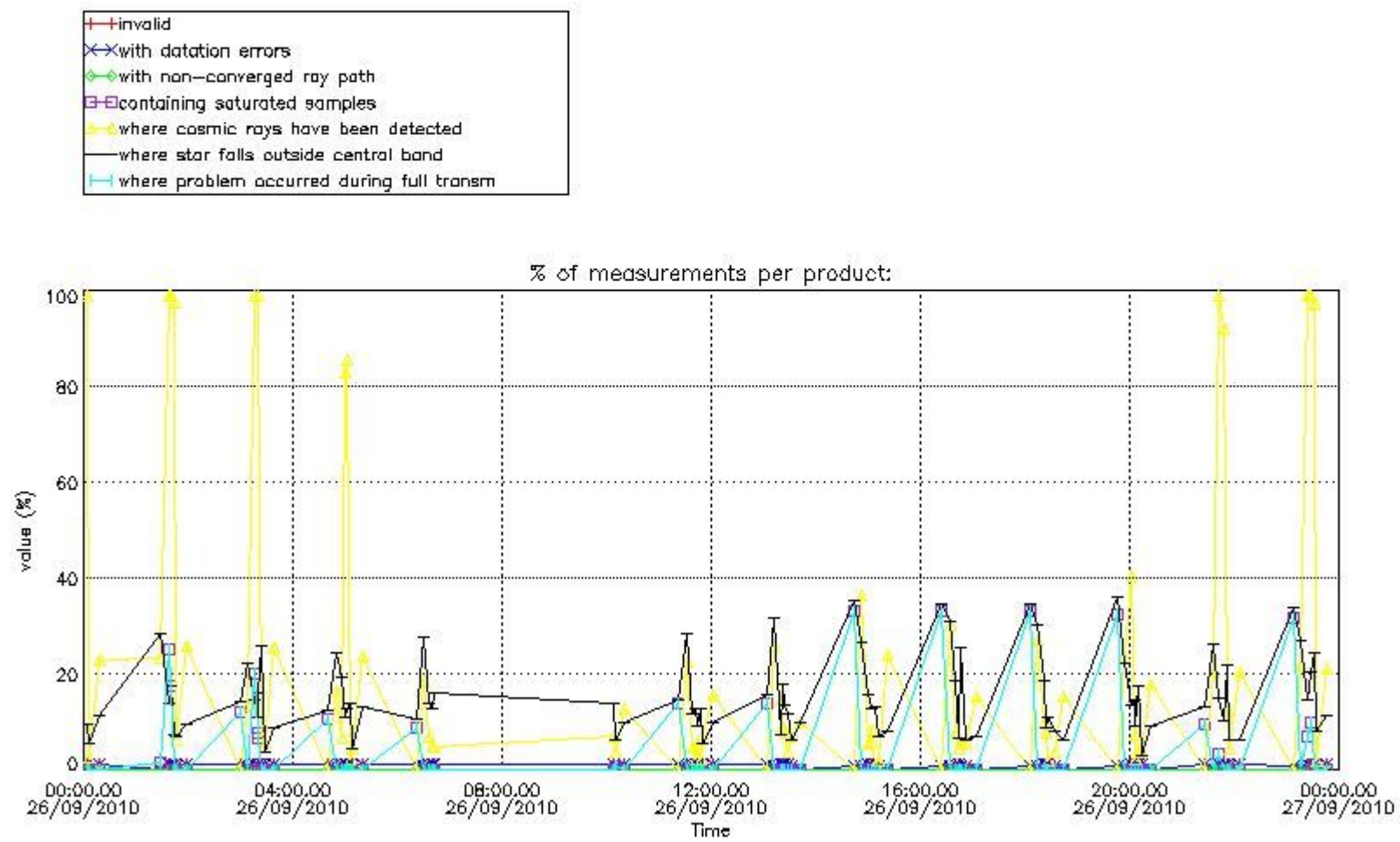


4. Level 1 quality information per product

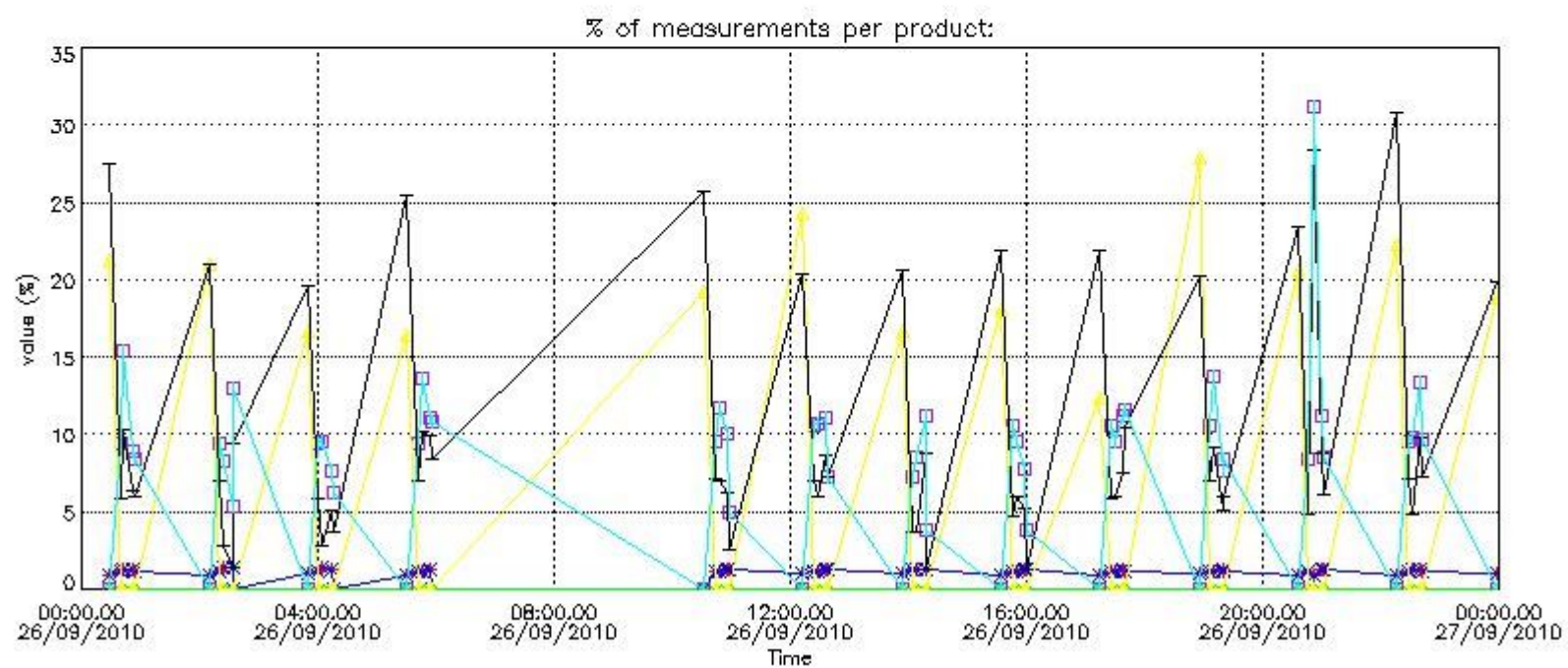
In this section it is plotted some information contained in the Quality Summary data set of the level 2 products that comes from the level 1b processing. Products without errors (error flag in the MPH set to "0") are used.

4.1 Plot quality information per product (time dependant) coming from level 1b processing

4.1.1 Plot level 1 quality information per product (time dependant): ENVISAT ASCENDING passes

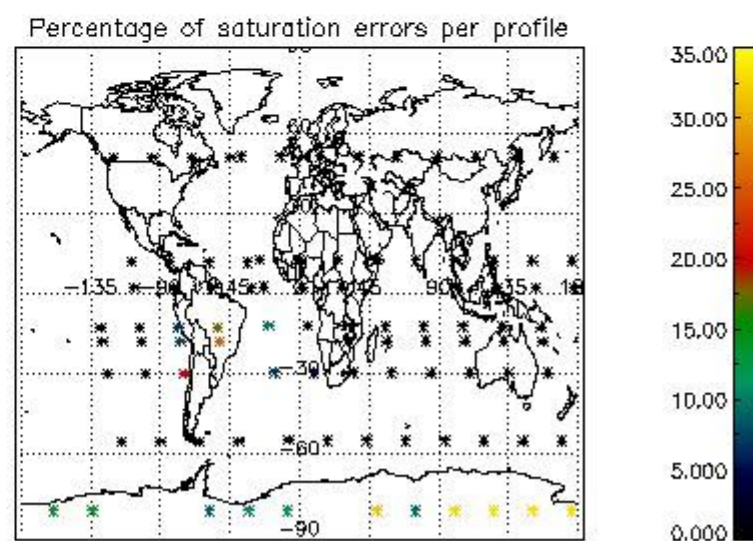
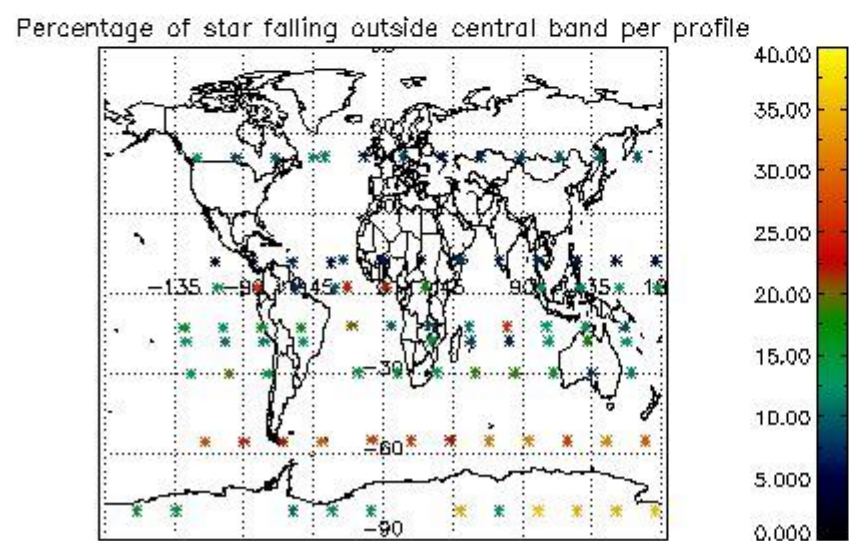
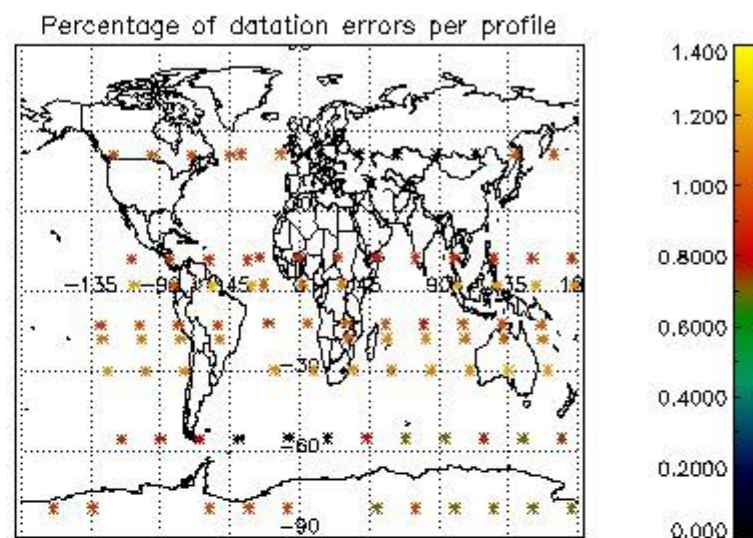
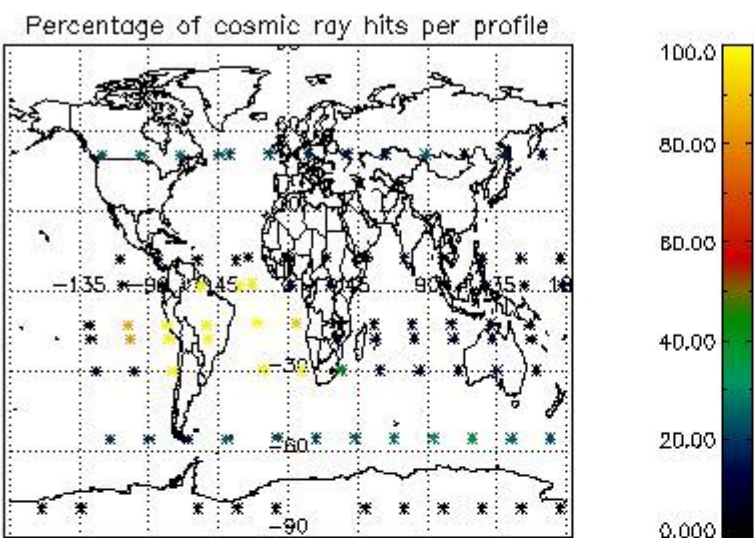


4.1.2 Plot level 1 quality information per product (time dependant): ENVI SAT DESCENDING passes

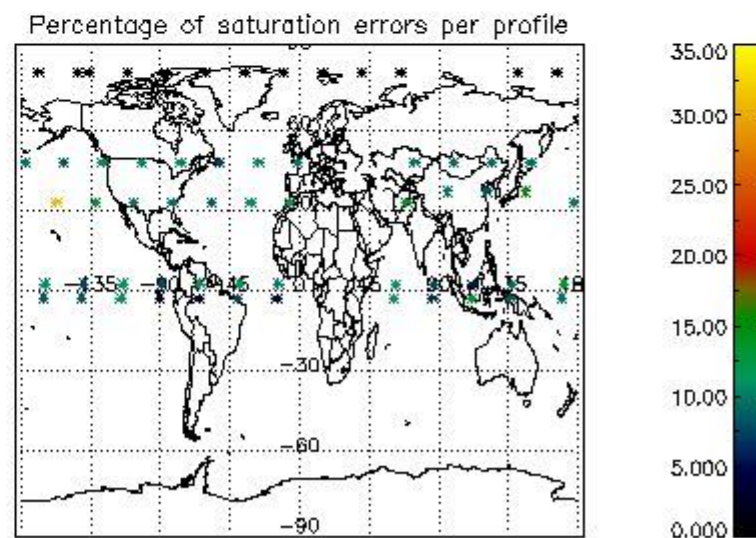
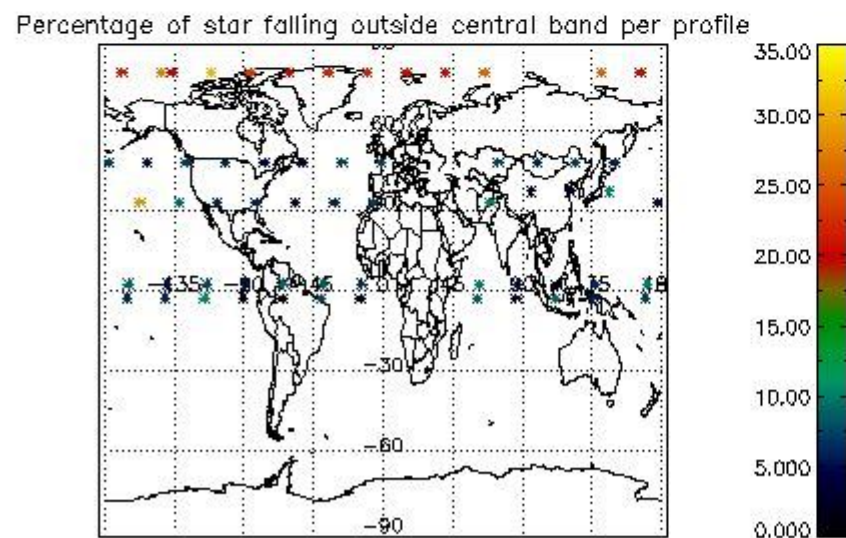
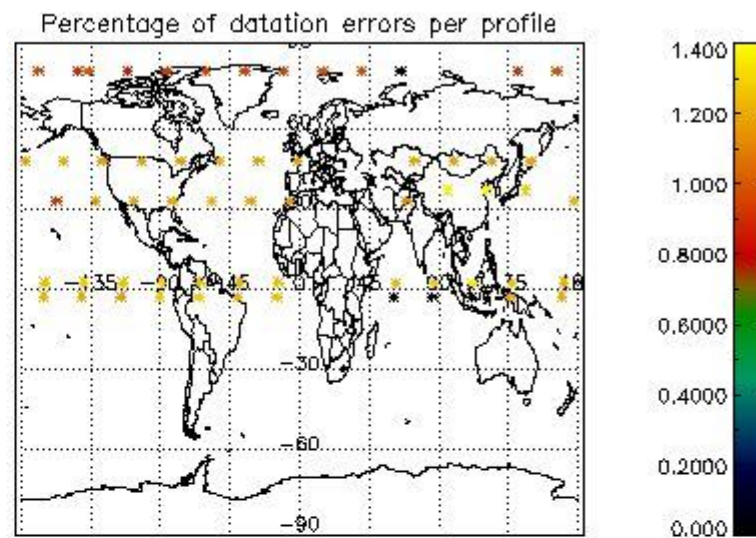
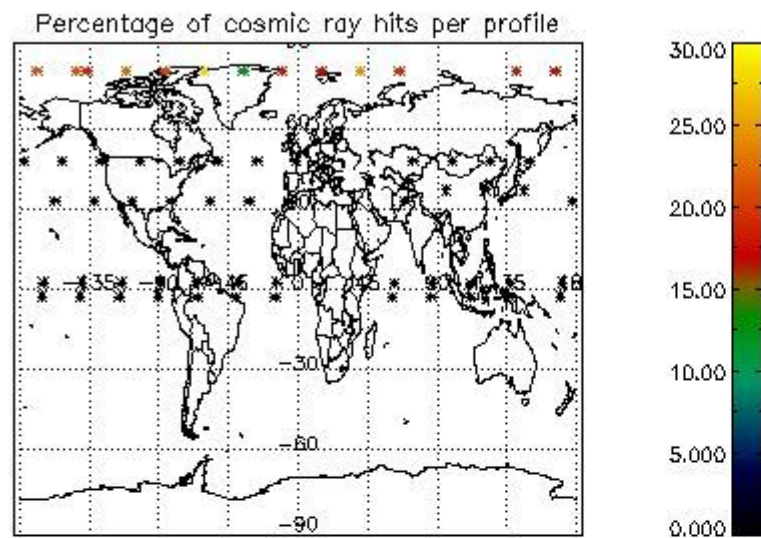


4.2 Plot quality information per product coming from level 1b processing (world map)

4.2.1 Plot level 1 quality information per product (world map): ENVISAT ASCENDING passes



4.2.2 Plot level 1 quality information per product (world map): ENVISAT DESCENDING passes



5. Trace gas profiles

5.1 Ozone statistics based on quality of products

The final quality of the products can be "measured" using the STD (Standard Deviation) attached to every point profile. This information is written to the parameter GOM_NL__2P/NL_LOCAL_SPECIES_DENSITY/o3_std of the level 2 products. The table below shows the statistics for given STD ranges.

The statistics are given with respect to the overall valid production:

- Products without fatal errors: GOM_NL__2P/MPH/PRODUCT_ERR=0
- Valid point profile: GOM_NL__2P/NL_LOCAL_SPECIES_DENSITY/pcd(0)=0

The 'Criteria' is applied to valid points of dark limb products:

- Products in dark limb illumination condition: GOM_NL__2P/NL_SUMMARY_QUALITY/obs_ill_cond=0
- Products without fatal errors: GOM_NL__2P/MPH/PRODUCT_ERR=0
- Valid point profile: GOM_NL__2P/NL_LOCAL_SPECIES_DENSITY/pcd(0)=0

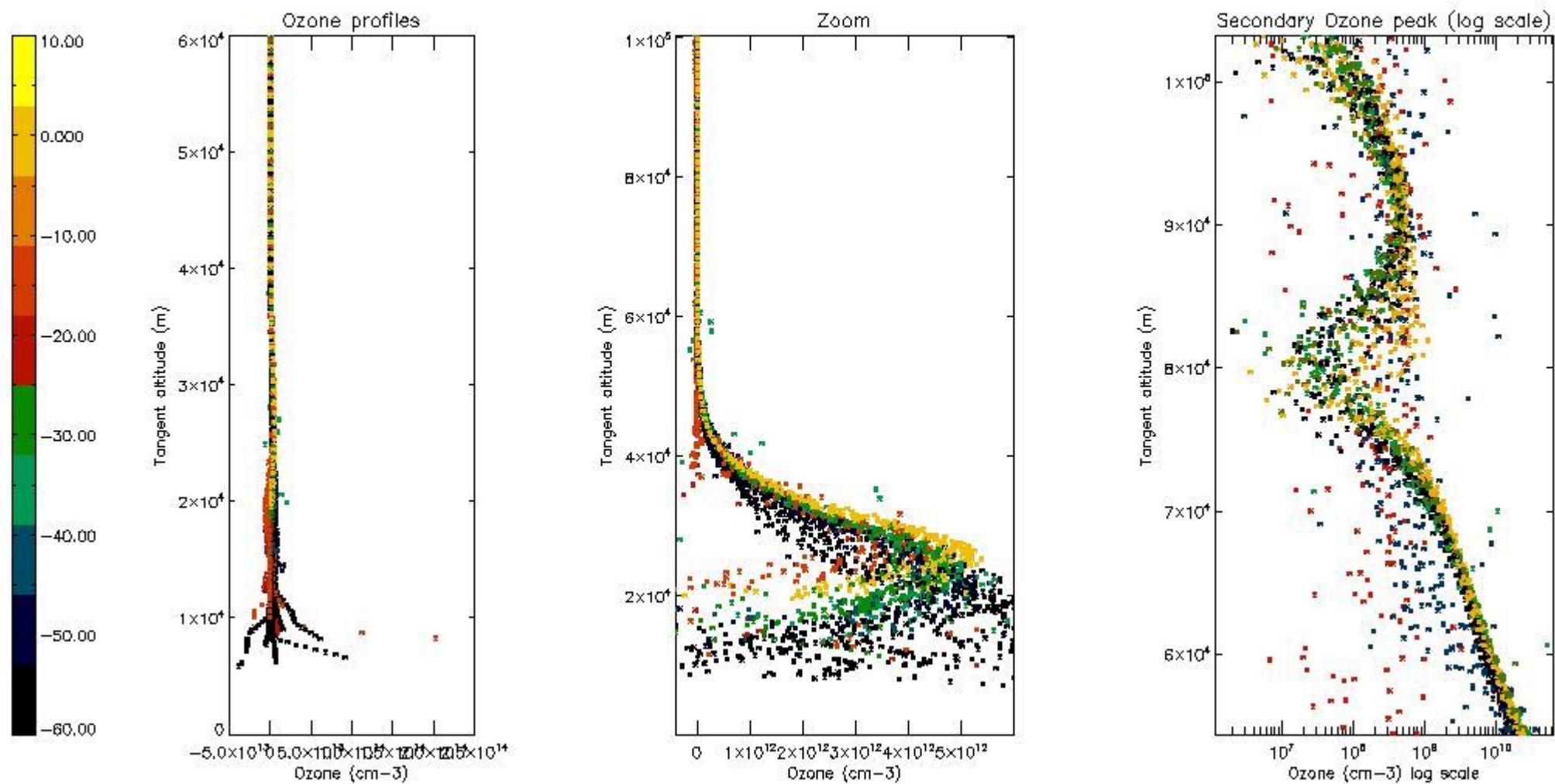
So, the table below shows the percentage of dark limb and valid observations for each criteria with respect to the overall valid daily observations.

Criteria	% of total production
All STD	48
STD < 20	26

STD < 10	19
STD < 5	15

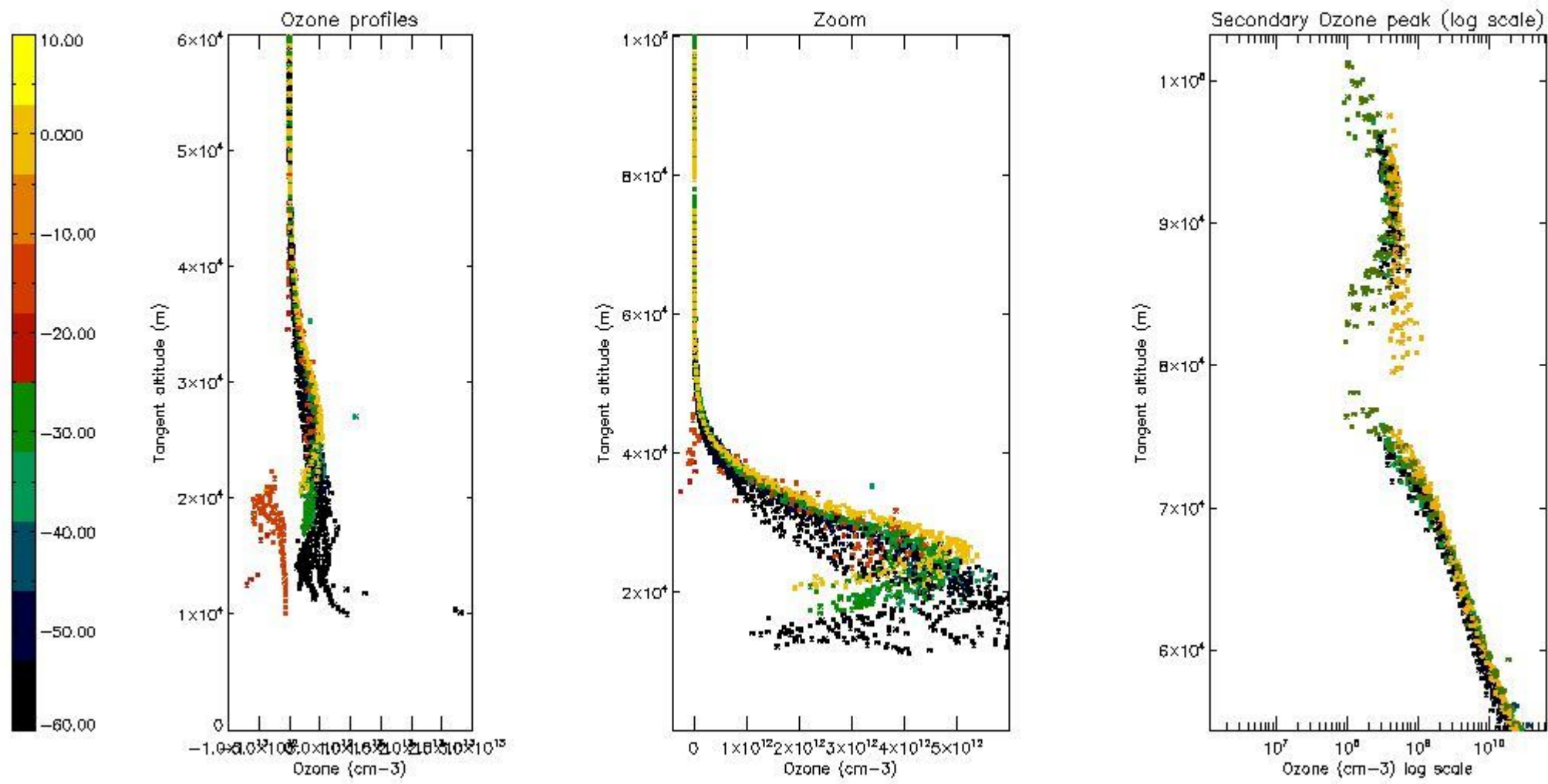
5.2 Plot ozone profiles for all STD (dark without errors)

The colorbar represents the latitude.



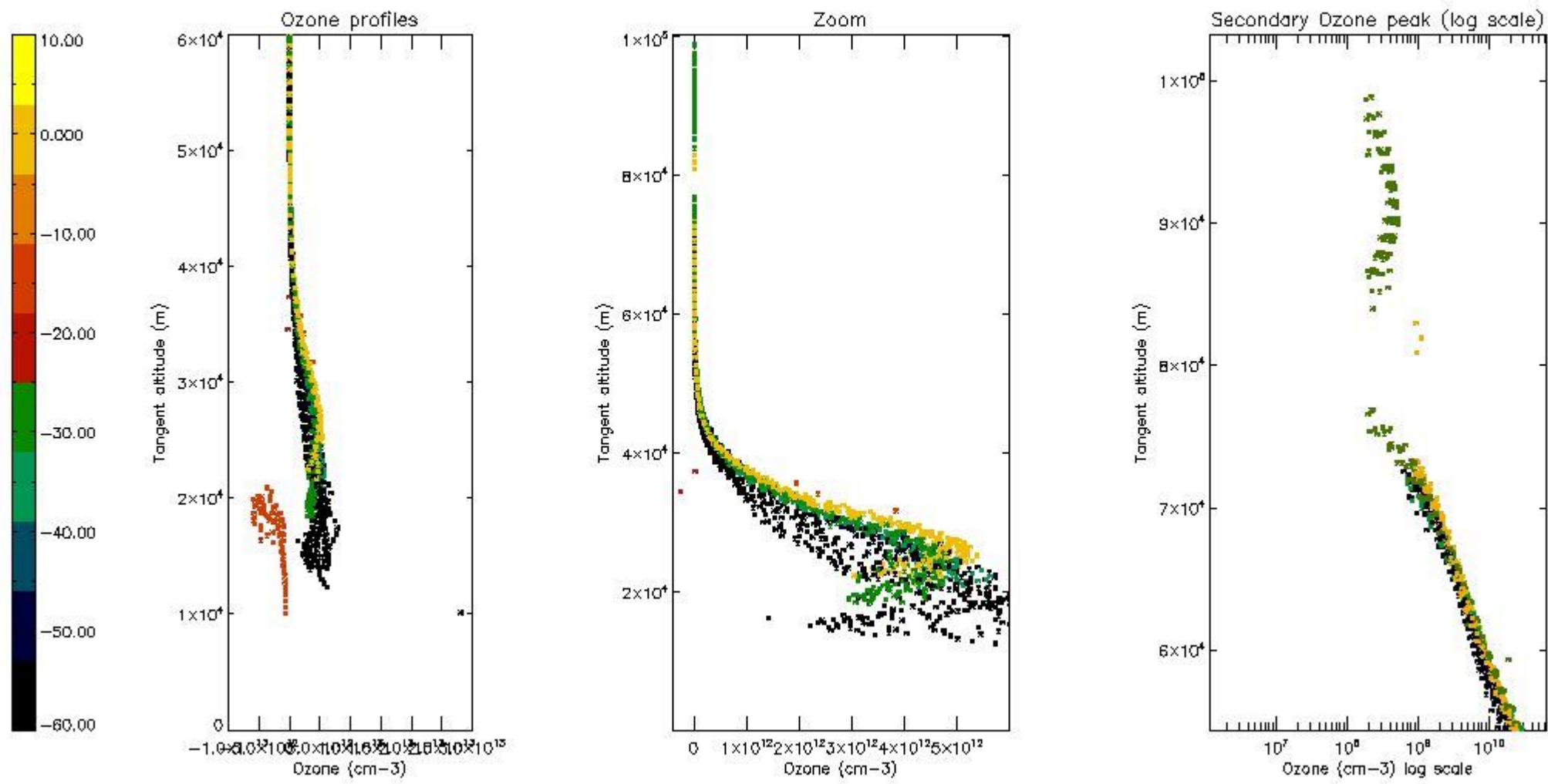
5.3 Plot ozone profiles where STD < 20% (dark without errors)

The colorbar represents the latitude.



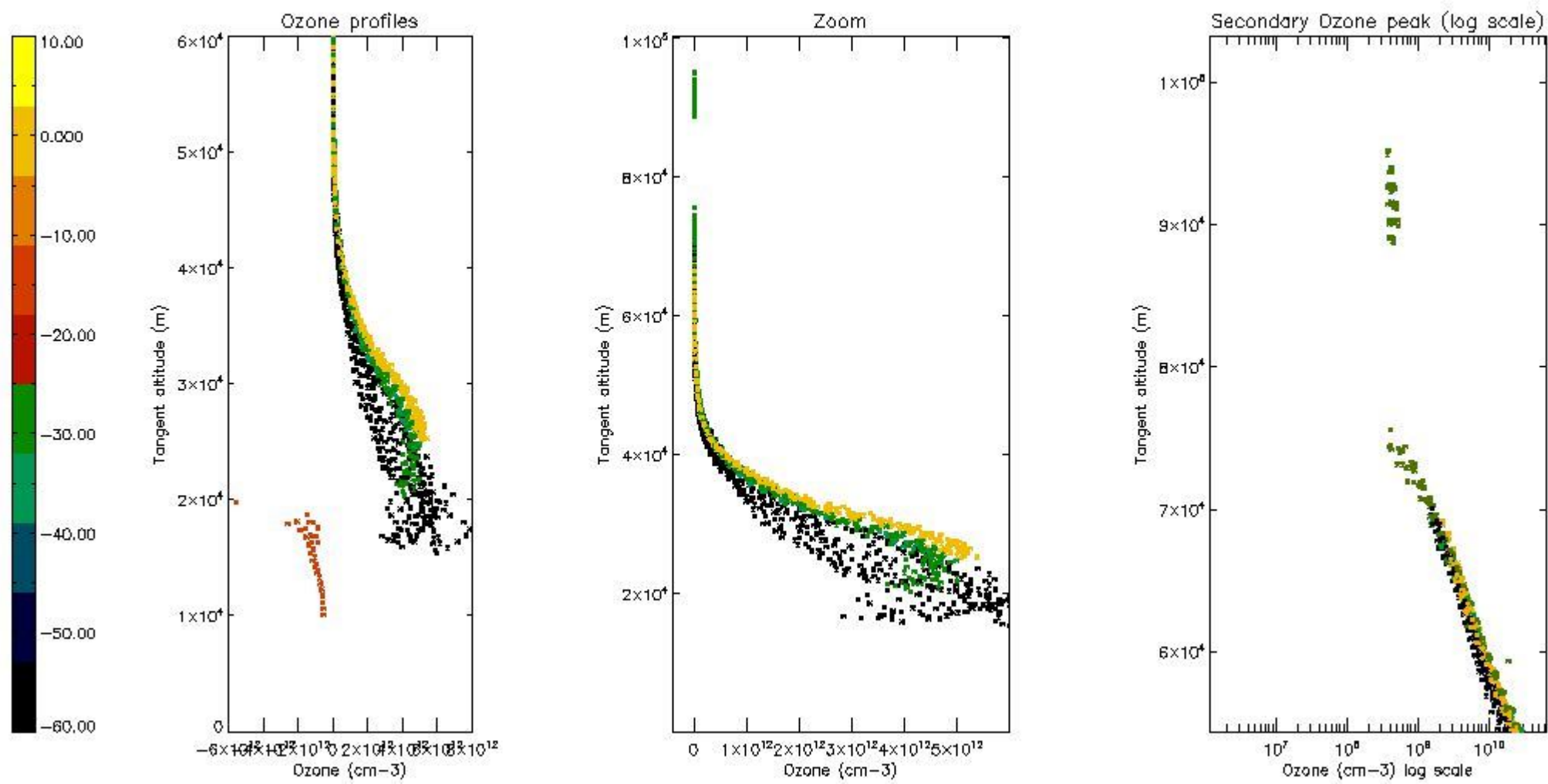
5.4 Plot ozone profiles where $STD < 10\%$ (dark without errors)

The colorbar represents the latitude.



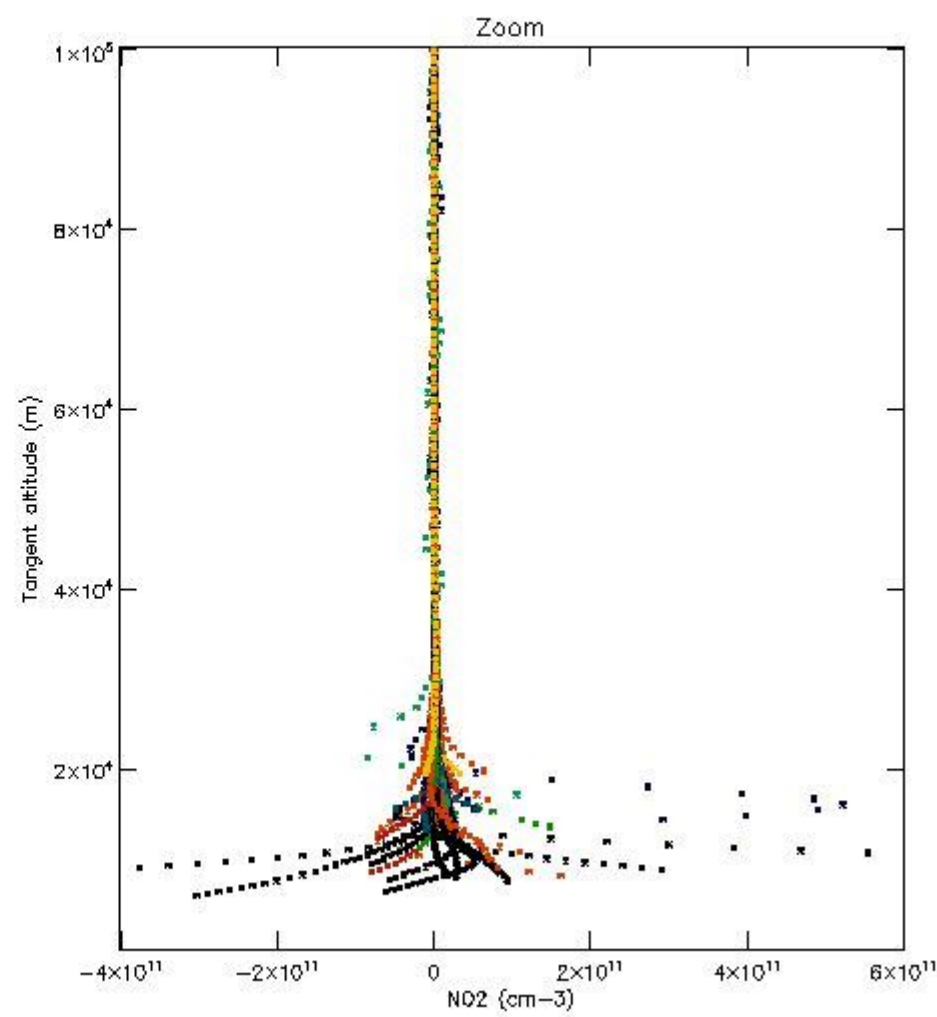
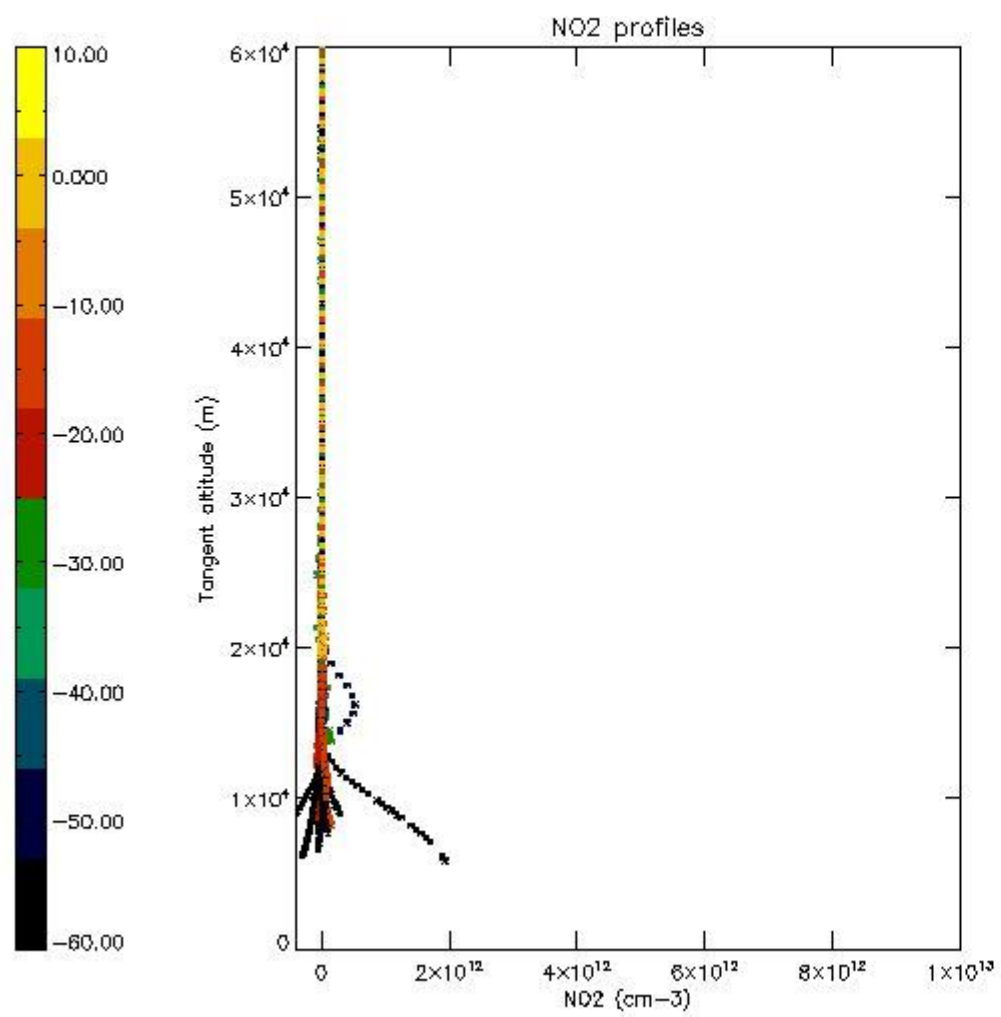
5.5 Plot ozone profiles where $STD < 5\%$ (dark without errors)

The colorbar represents the latitude.



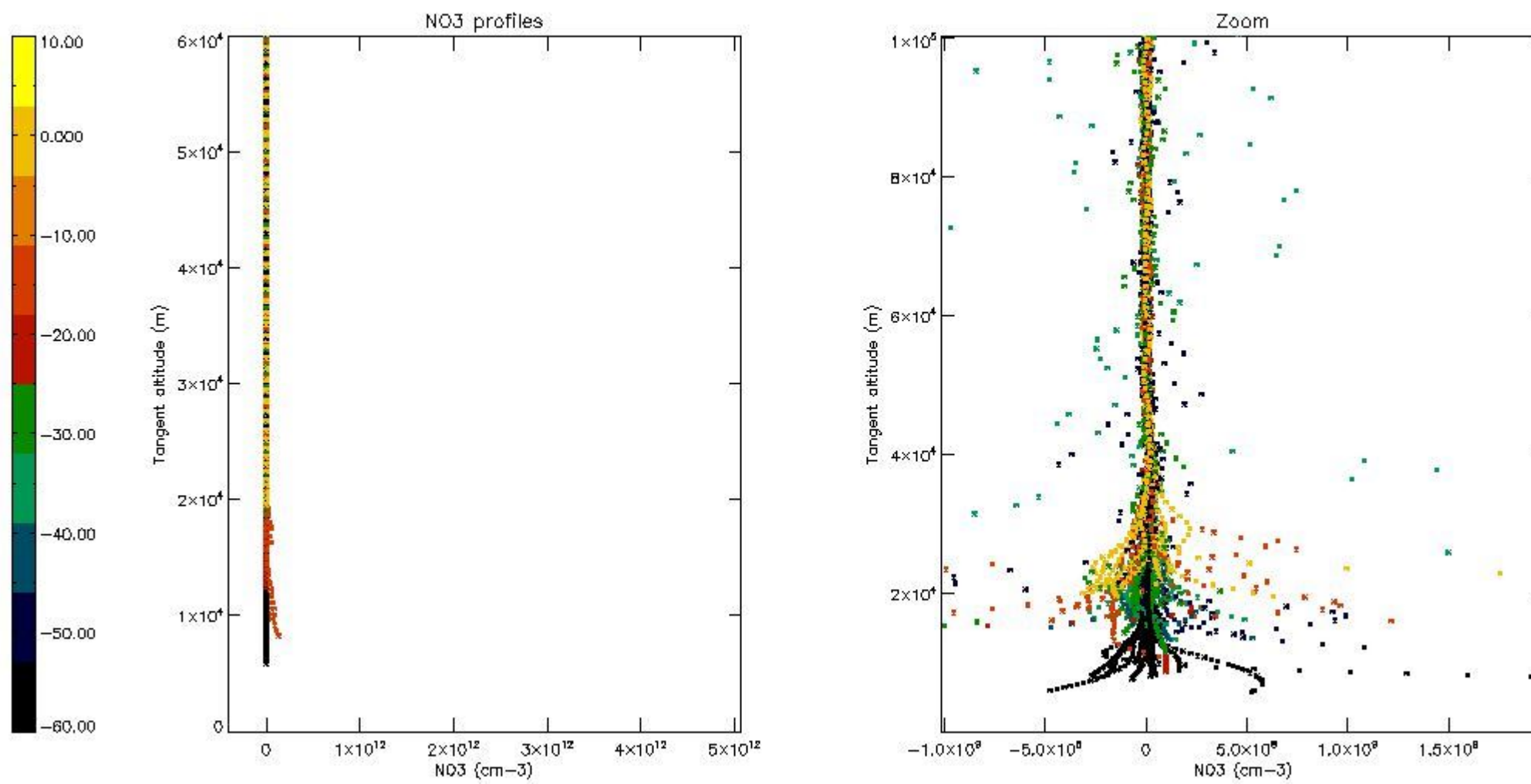
5.6 Plot NO₂ profiles for all STD (dark without errors)

The colorbar represents the latitude.



5.7 Plot NO3 profiles for all STD (dark without errors)

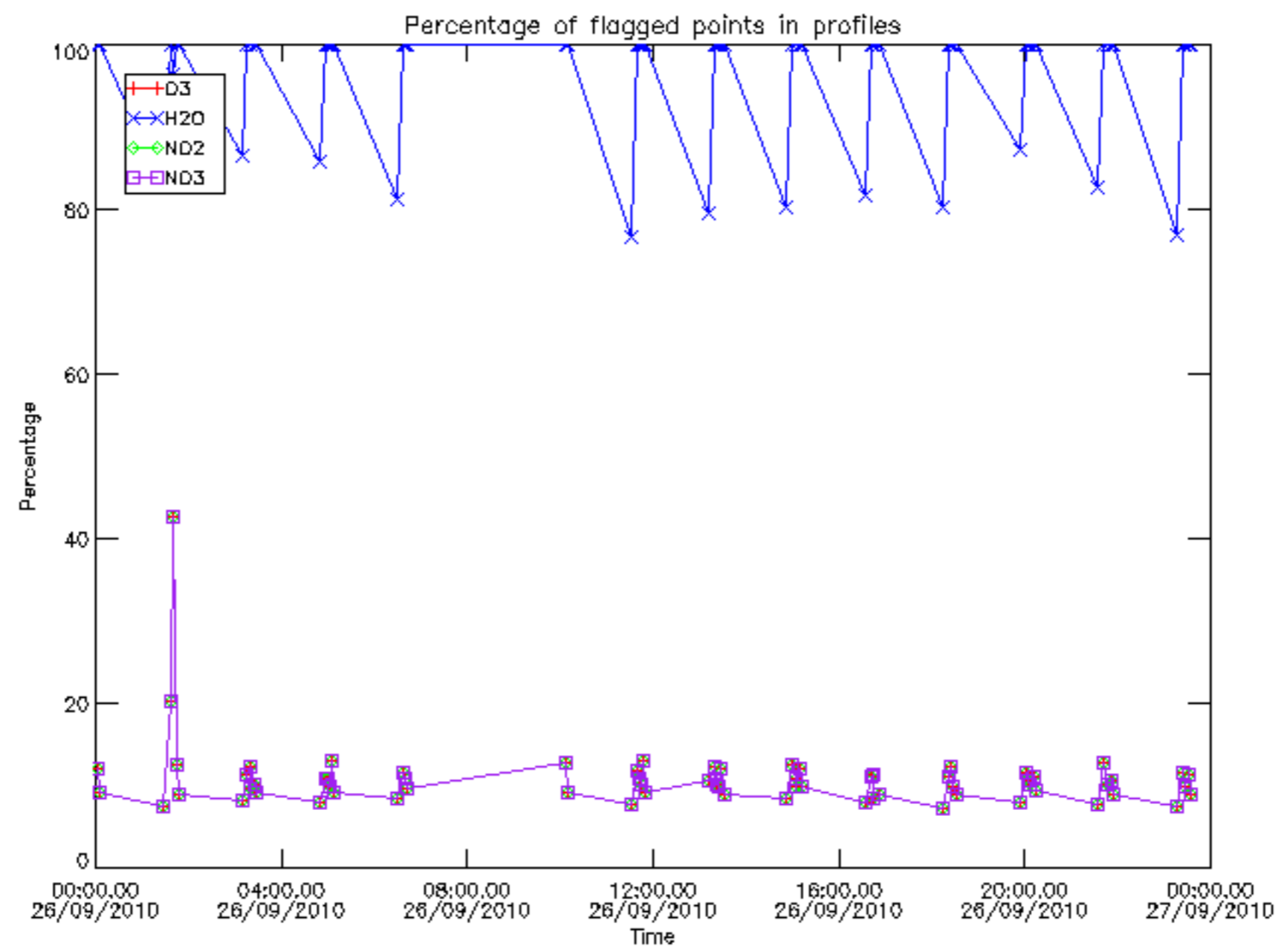
The colorbar represents the latitude.



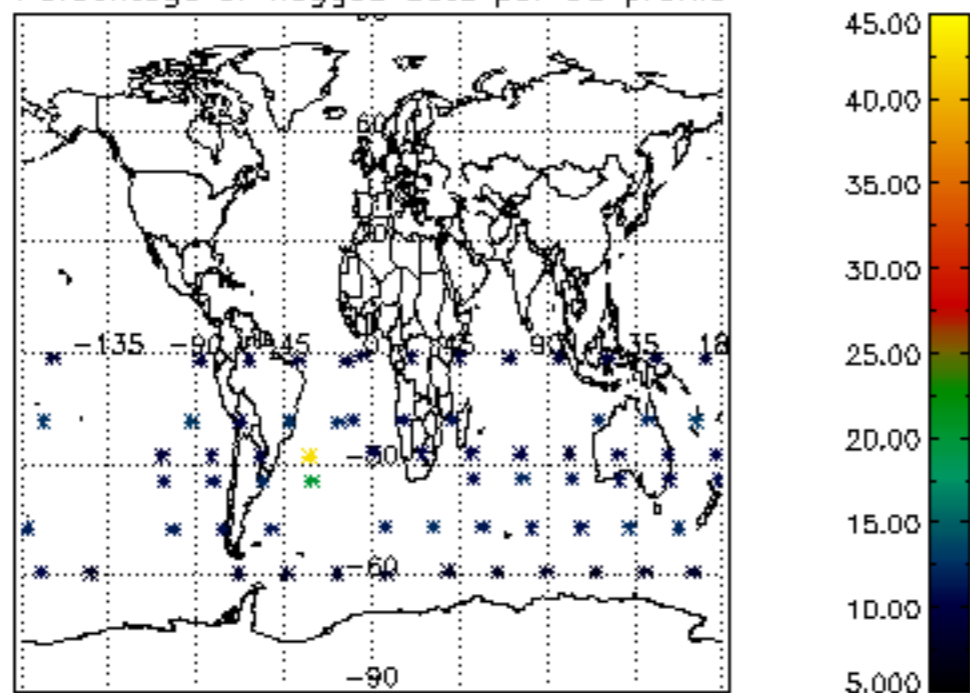
6. Auxiliary Data Files used for the production reported in section 2

The number reported in the third column indicates since which file (see list in section 2) the corresponding auxiliary file has been used. The fourth column is the date of those product files.

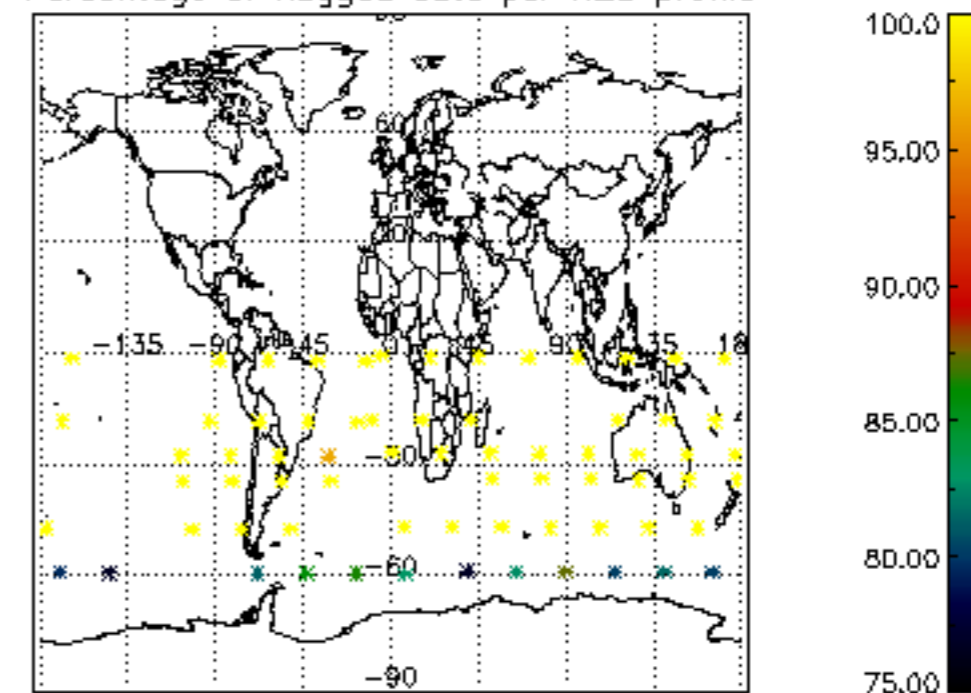
Type	Auxiliary Filename	Used since product	Used since product date
INST_PHYS_CHARACTERISTICS	GOM_INS_AXVIEC20091111_143220_20030716_120000_20500101_000000	1	26-SEP-2010 00:03:27
LEVEL-2_PROC_CONFIG	GOM_PR2_AXVIEC20091111_152718_20020301_000000_20500101_000000	1	26-SEP-2010 00:03:27
CROSS_SECTIONS_FILE	GOM_CRS_AXVIEC20091111_154832_20020301_000000_20500101_000000	1	26-SEP-2010 00:03:27



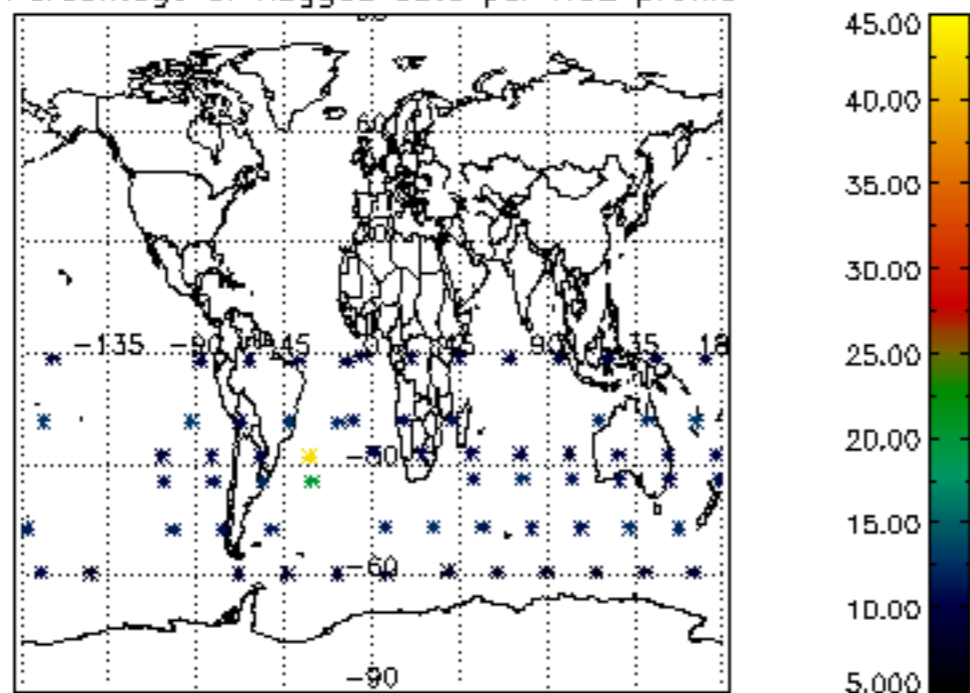
Percentage of flagged data per D3 profile



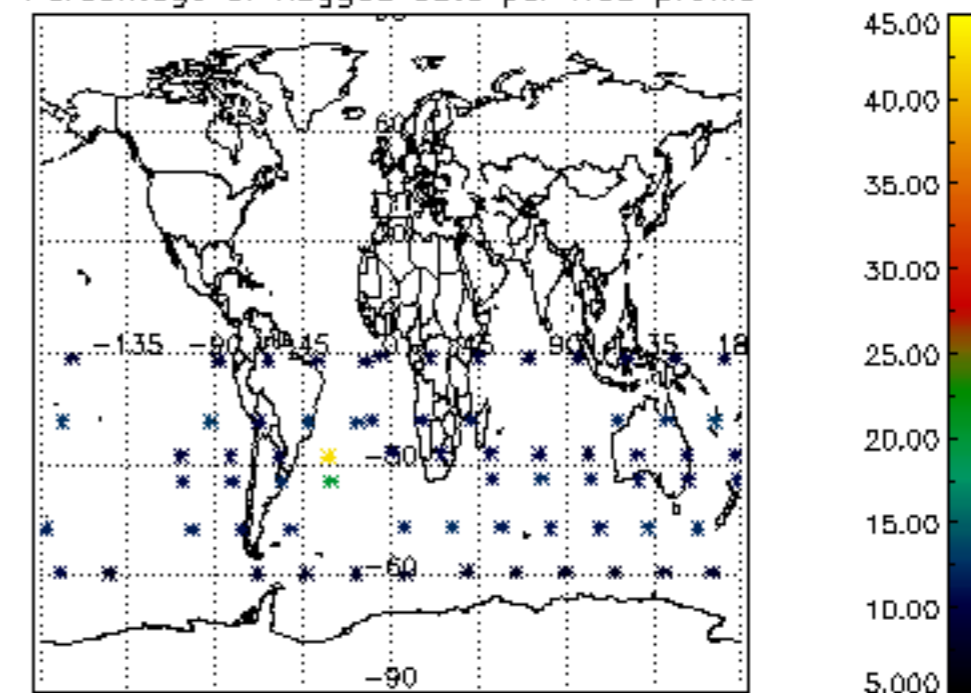
Percentage of flagged data per H2O profile

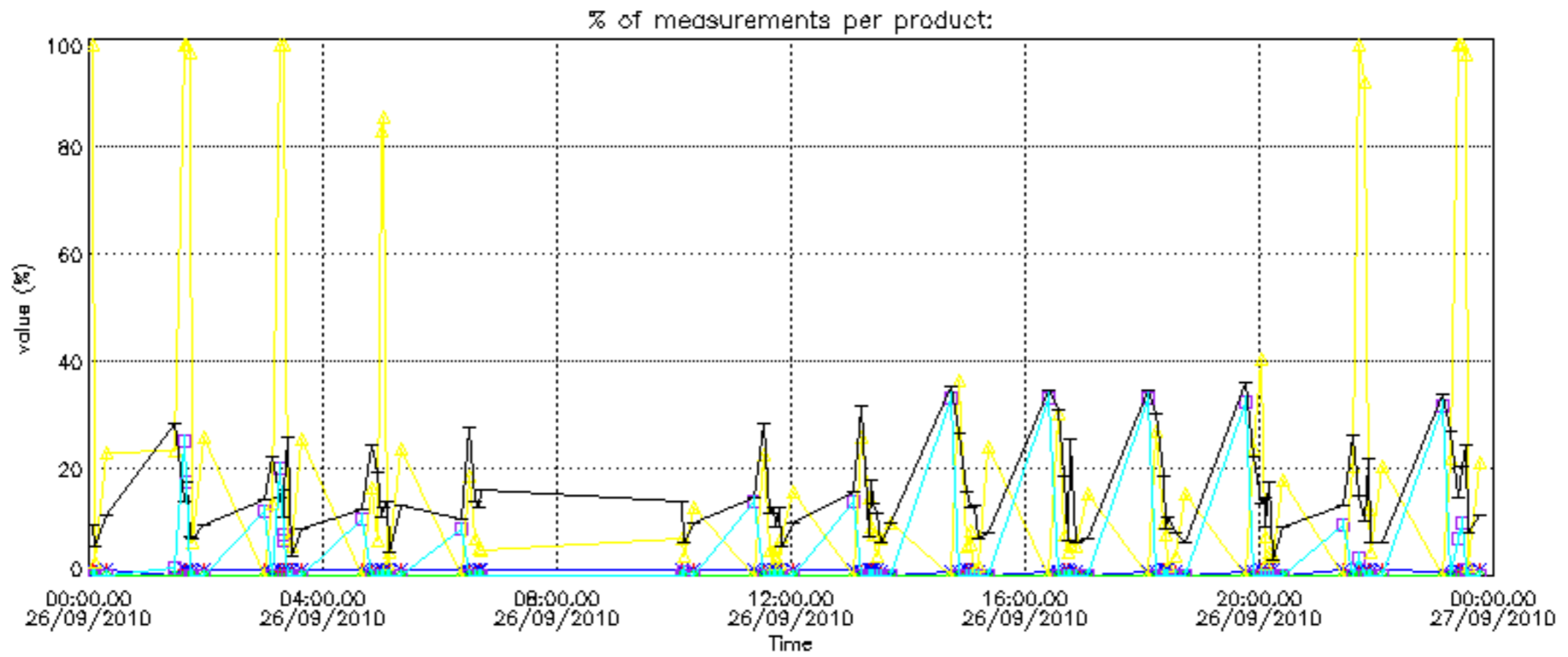


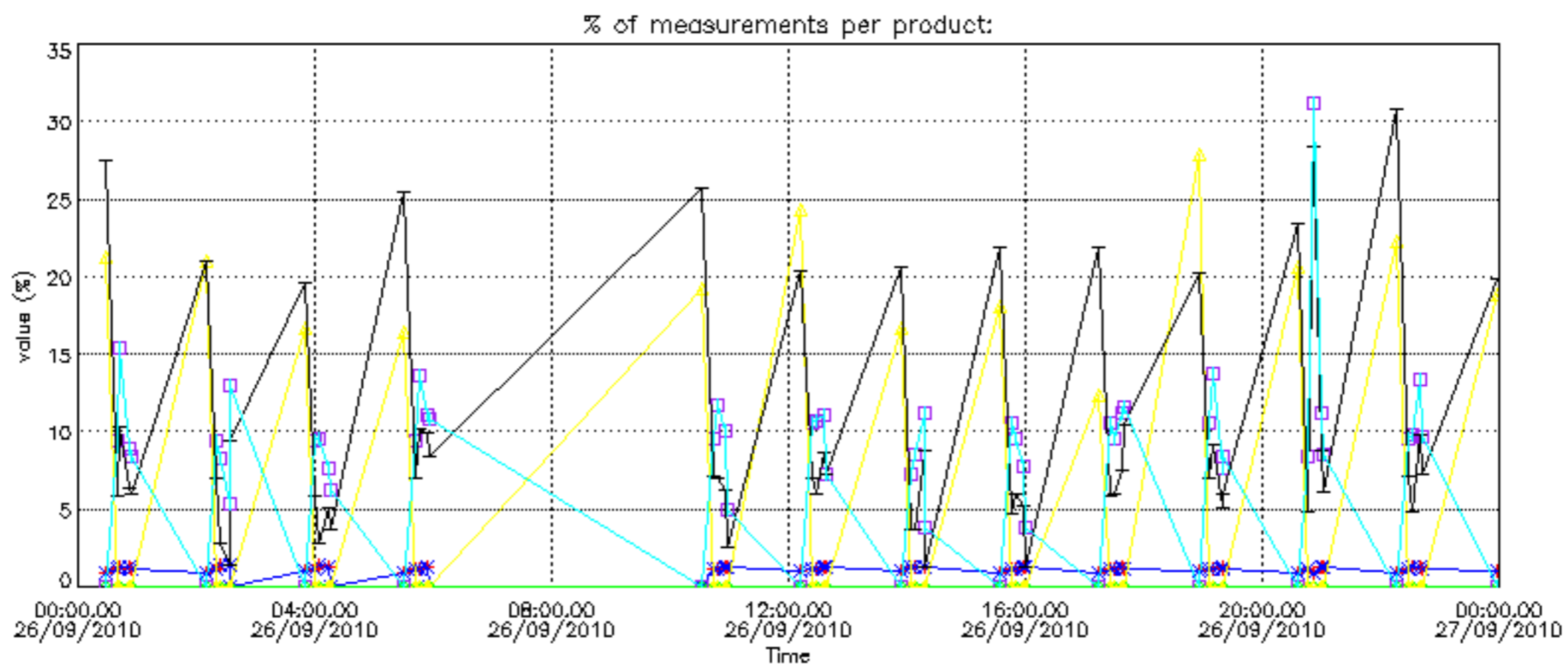
Percentage of flagged data per NO2 profile



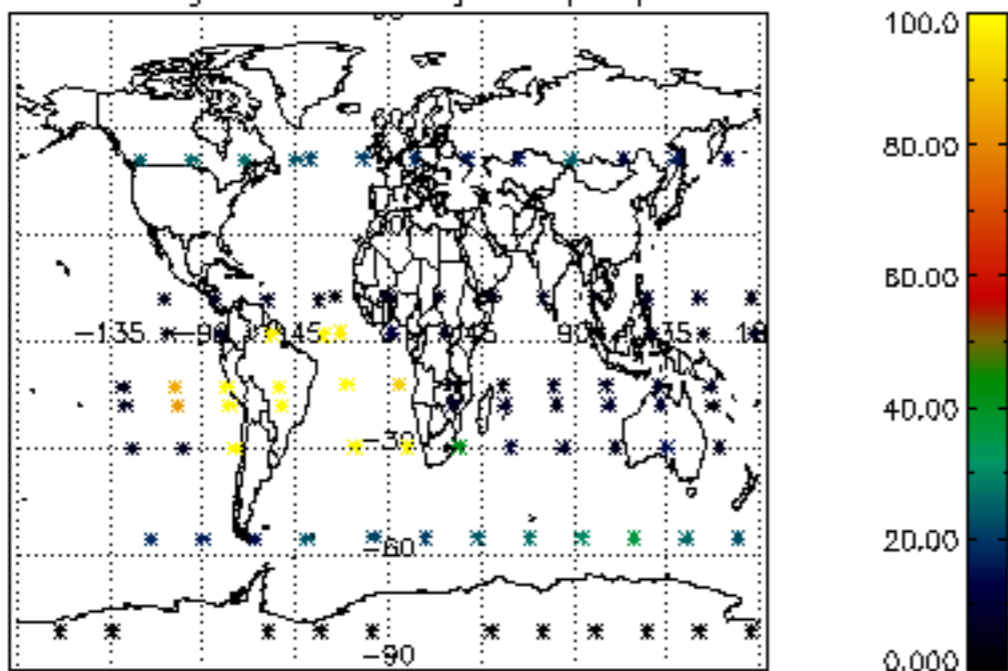
Percentage of flagged data per NO3 profile



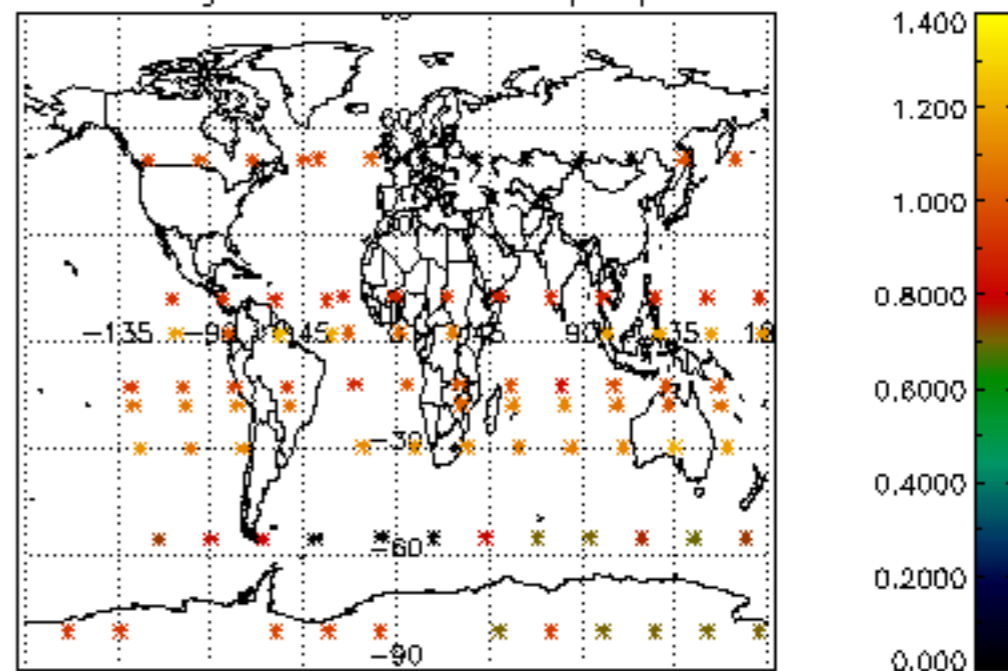




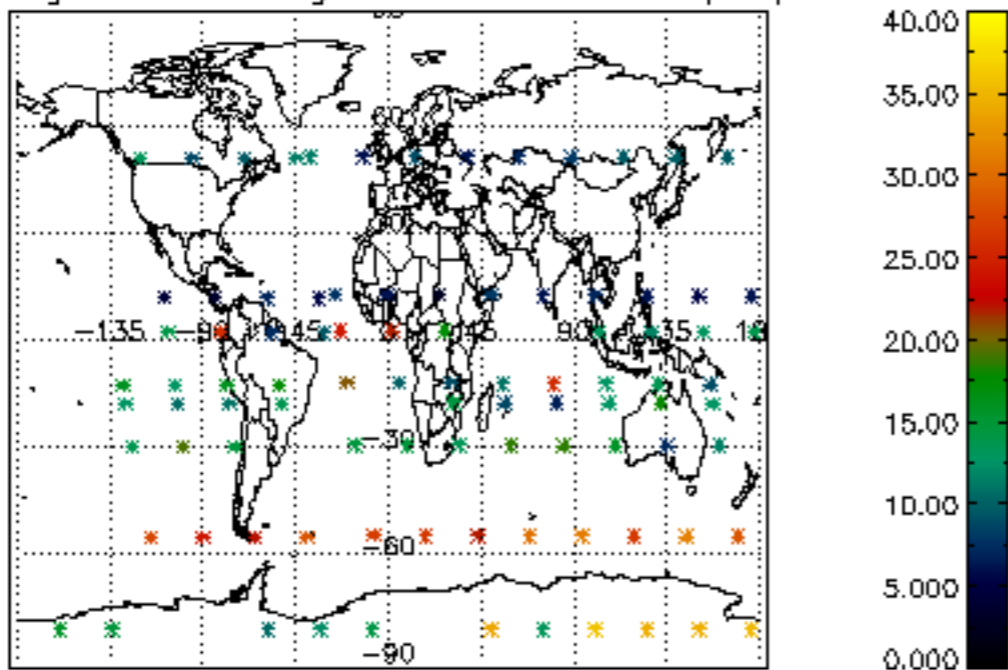
Percentage of cosmic ray hits per profile



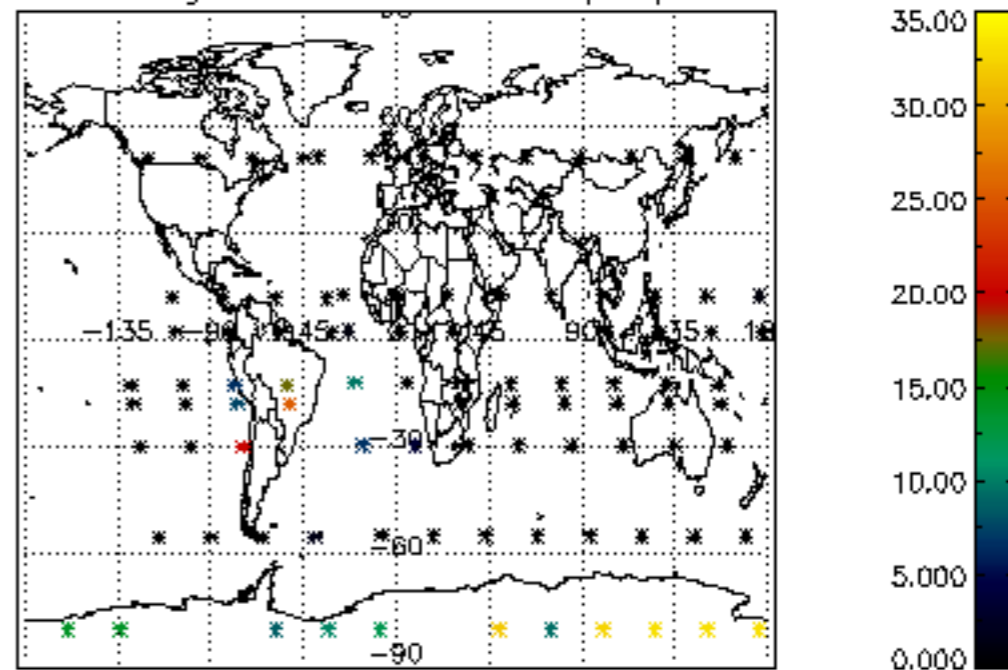
Percentage of datation errors per profile



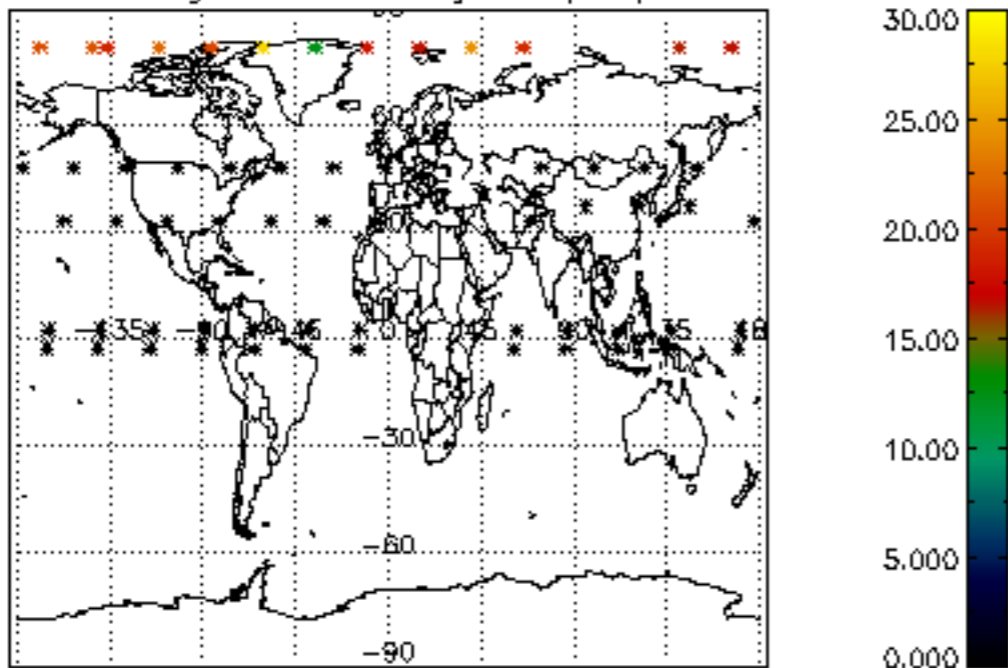
Percentage of star falling outside central band per profile



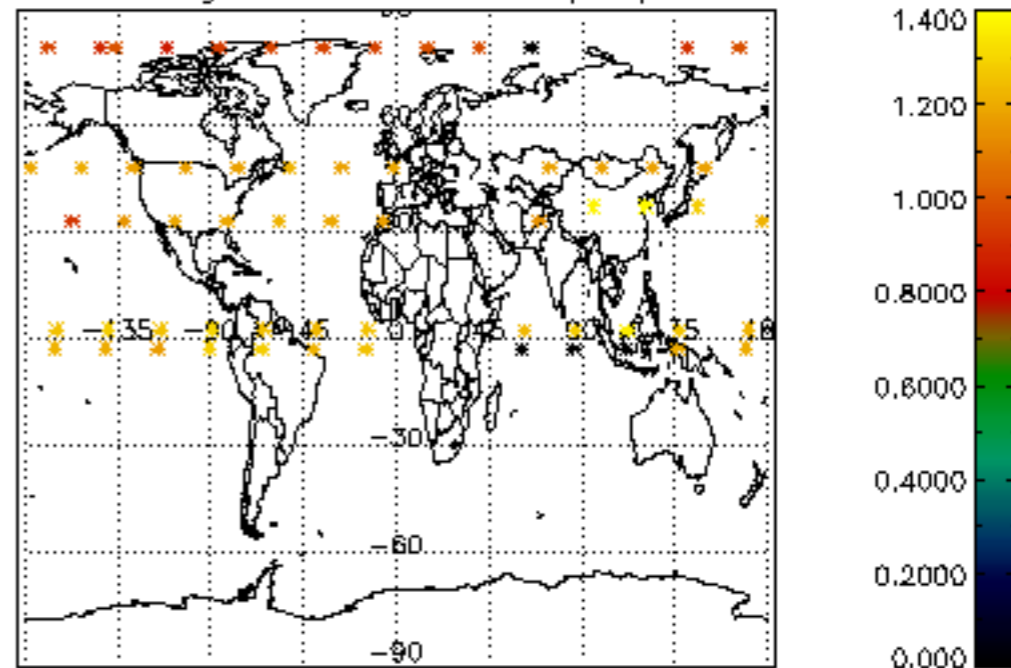
Percentage of saturation errors per profile



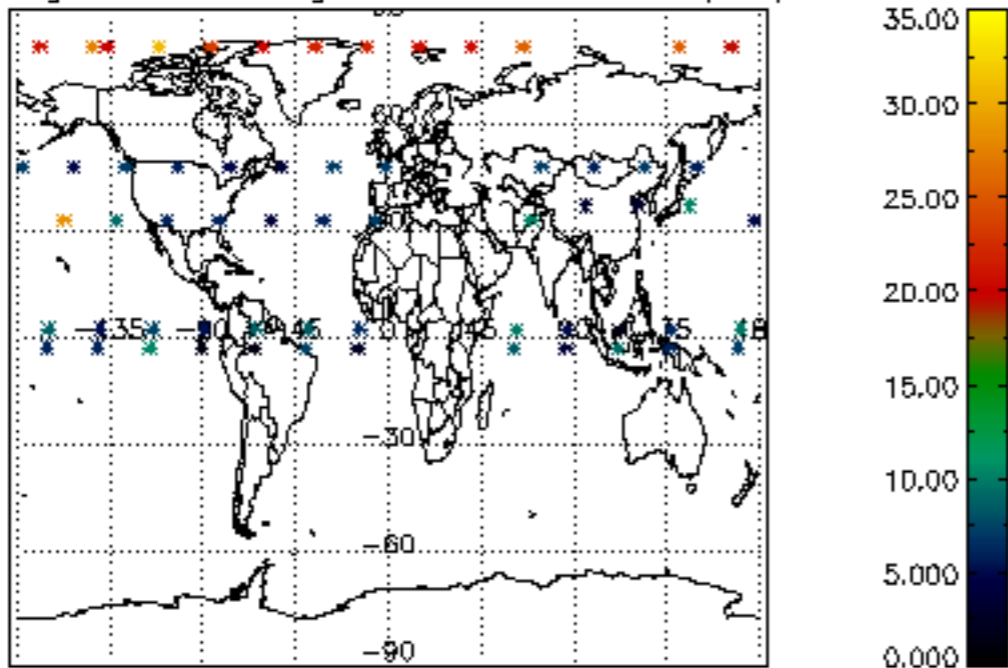
Percentage of cosmic ray hits per profile



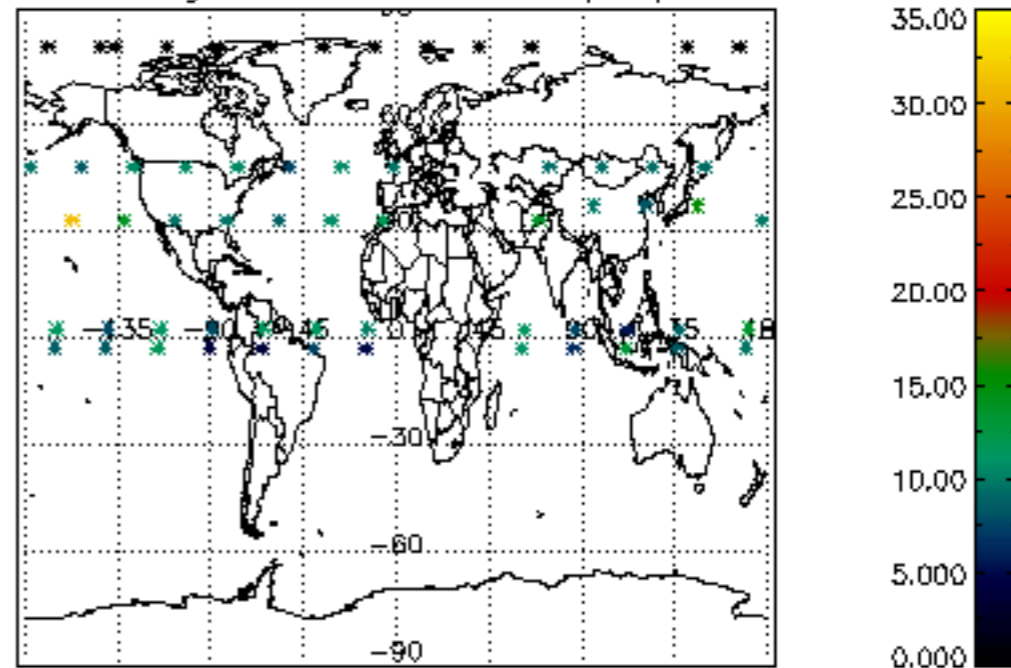
Percentage of datation errors per profile

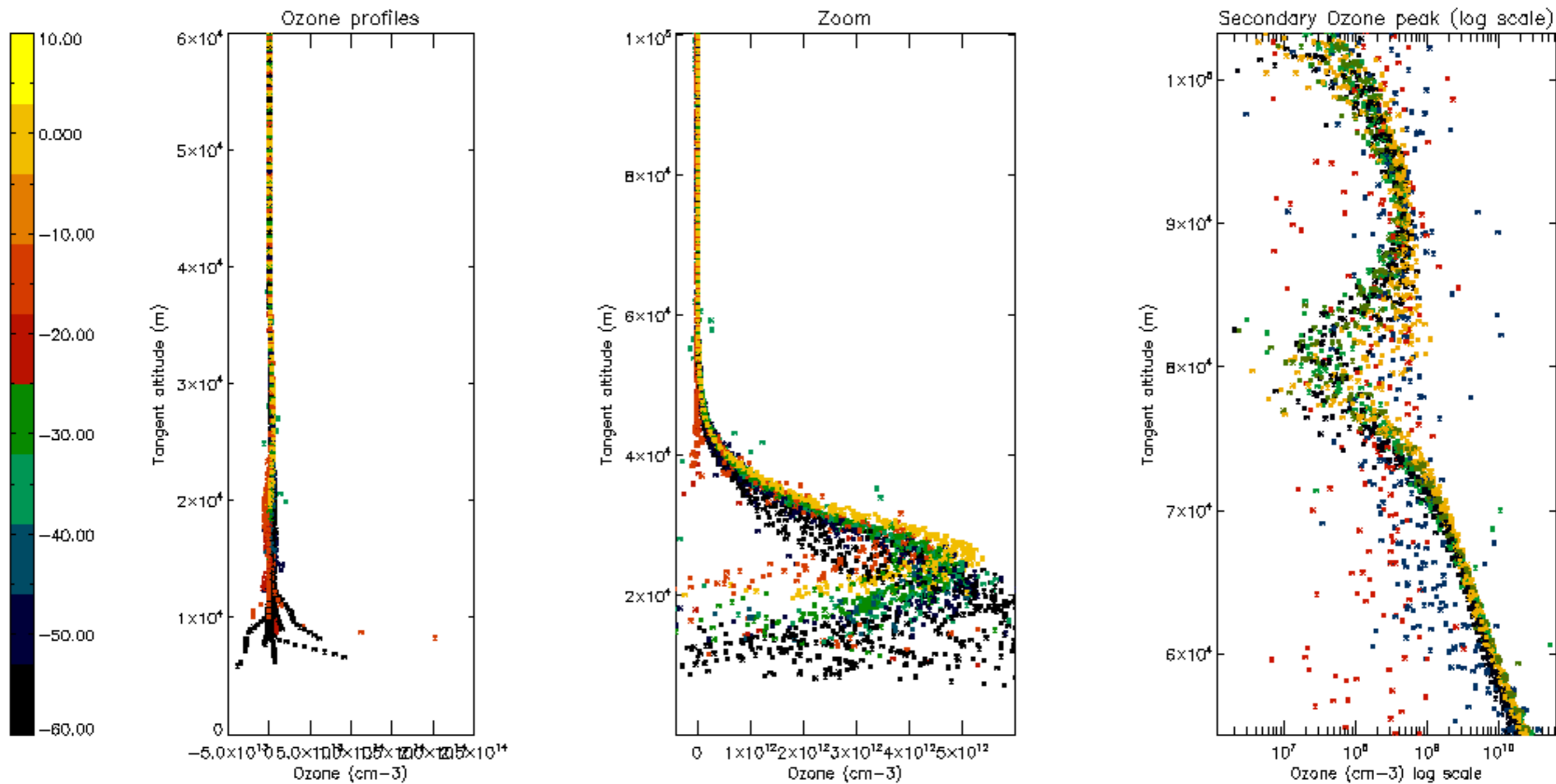


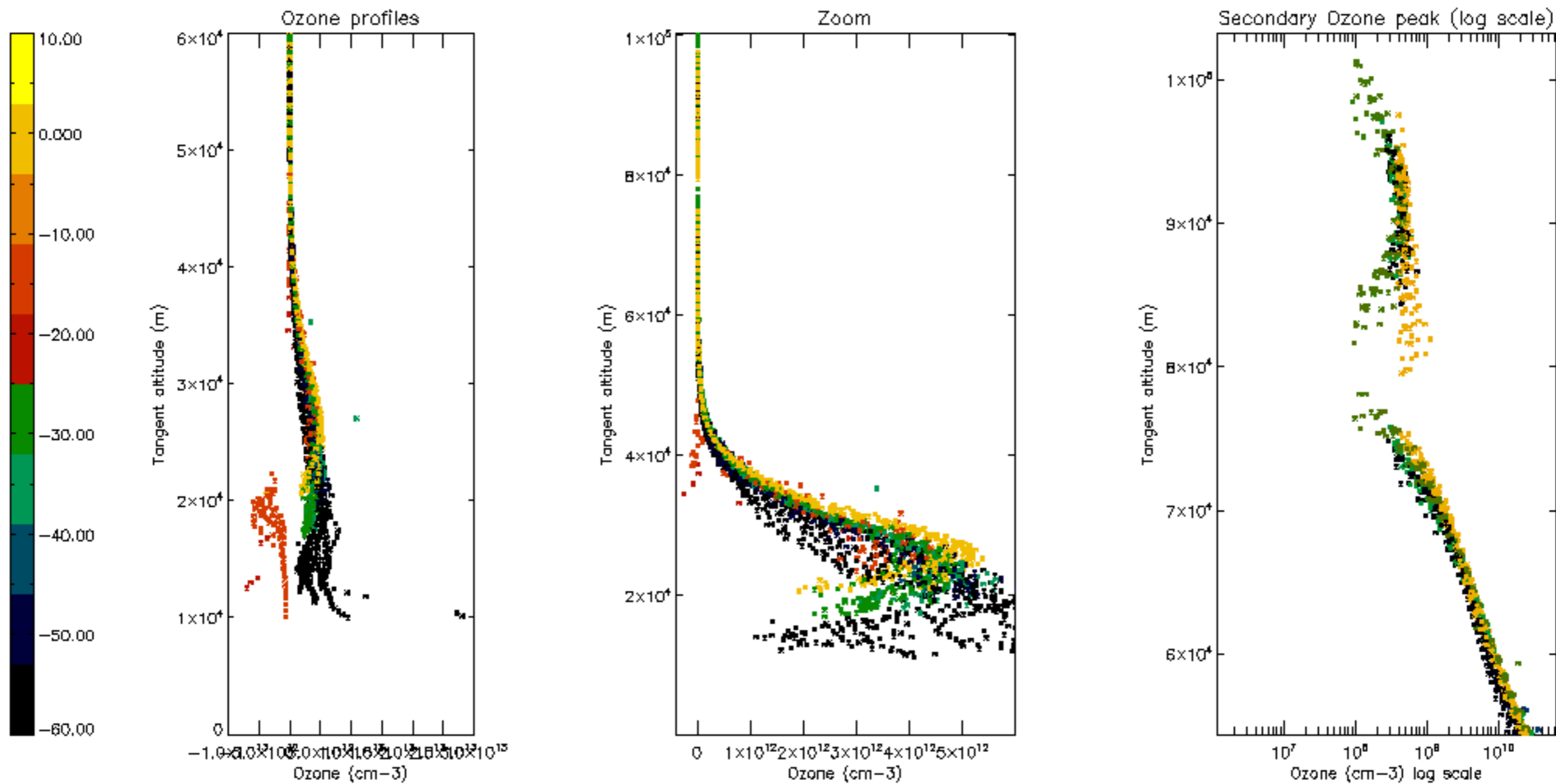
Percentage of star falling outside central band per profile

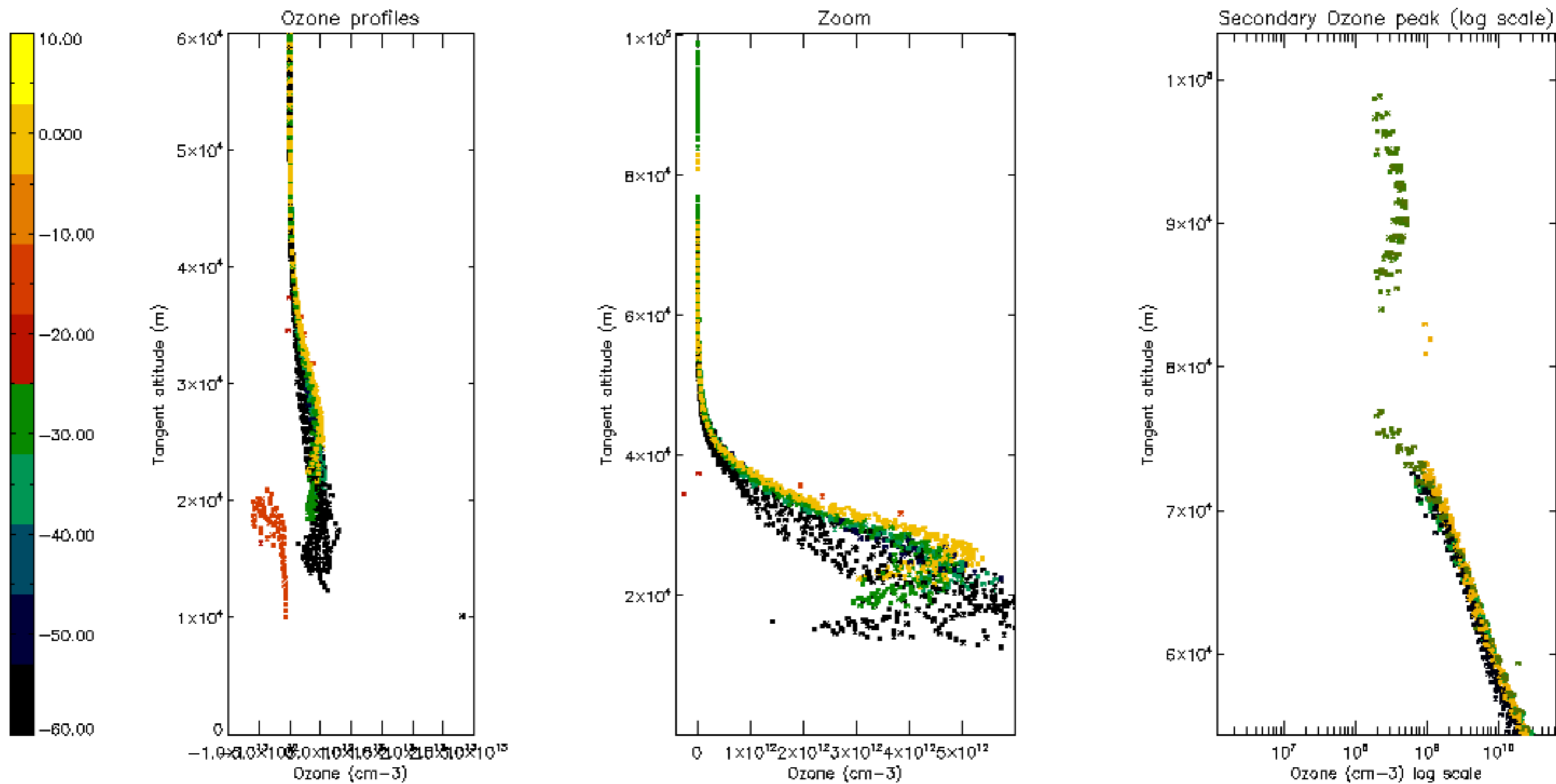


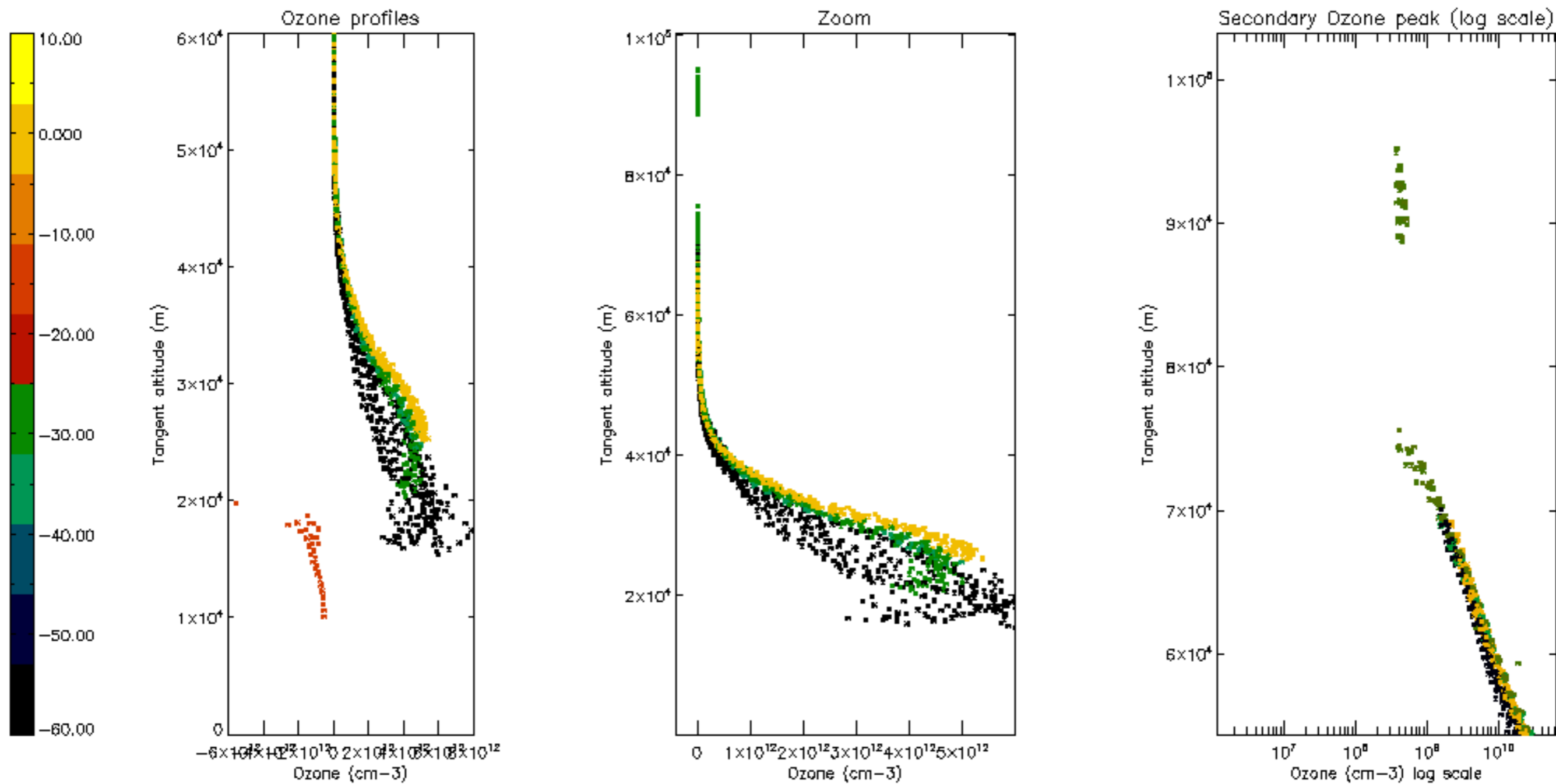
Percentage of saturation errors per profile

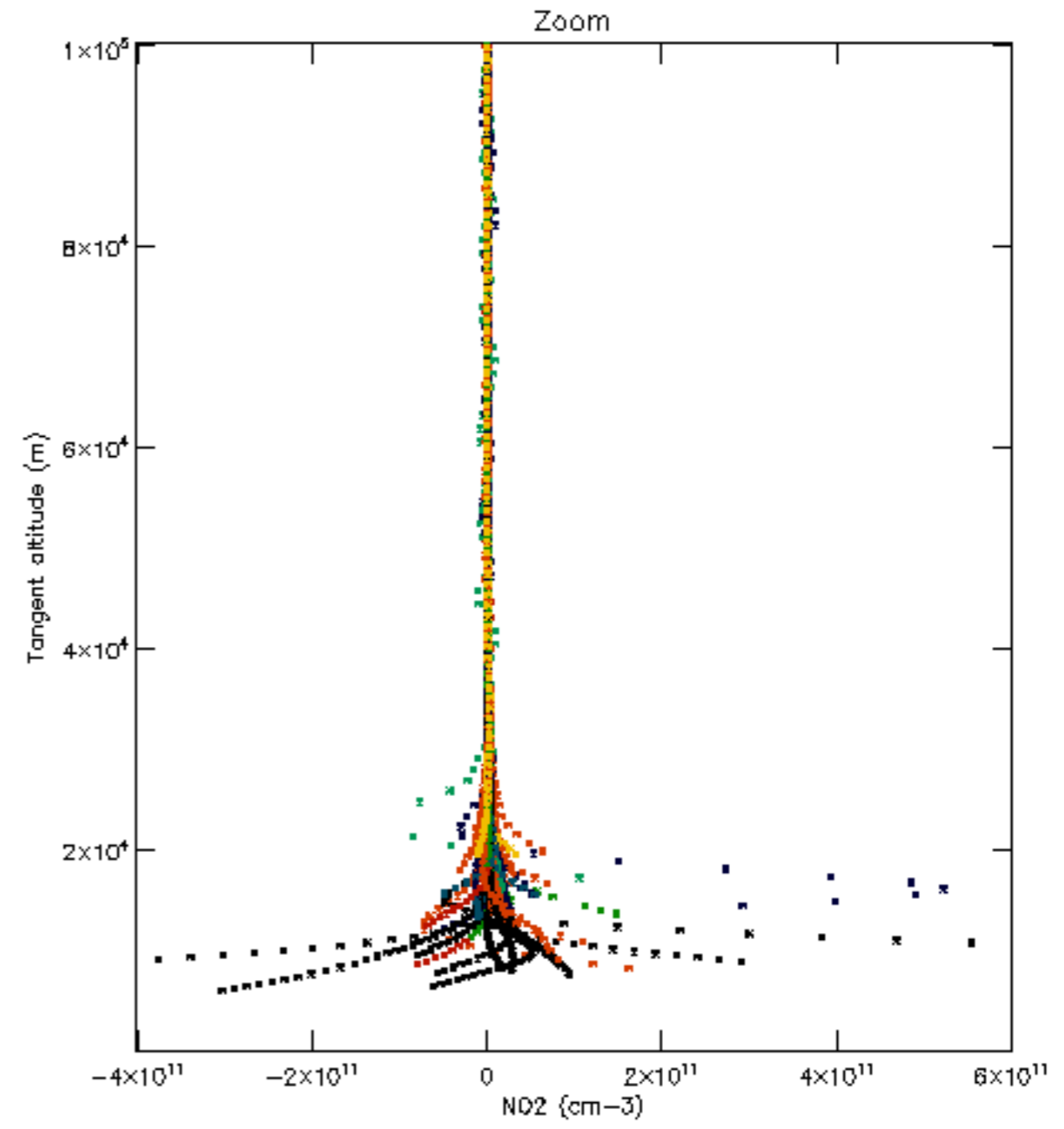
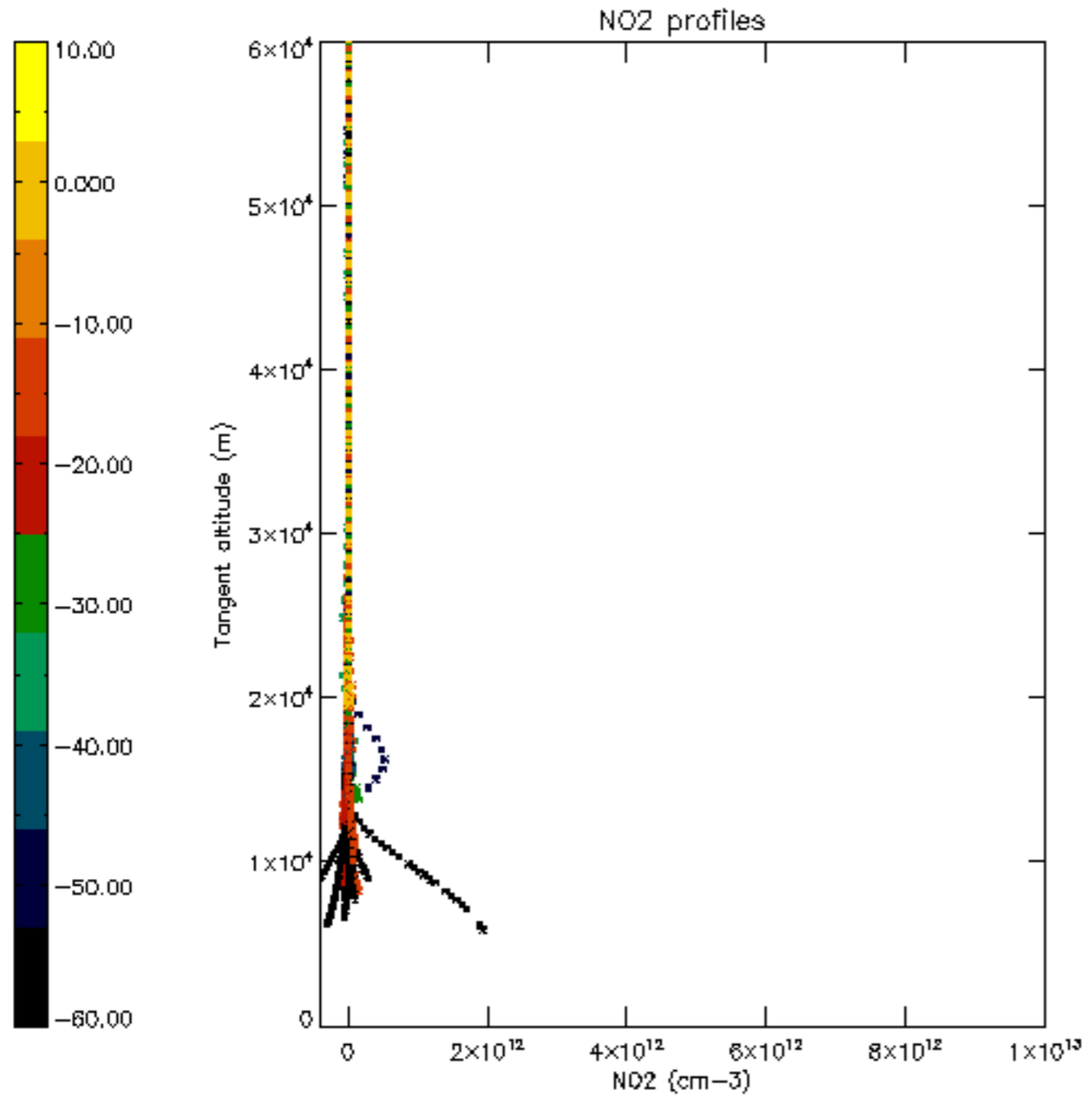


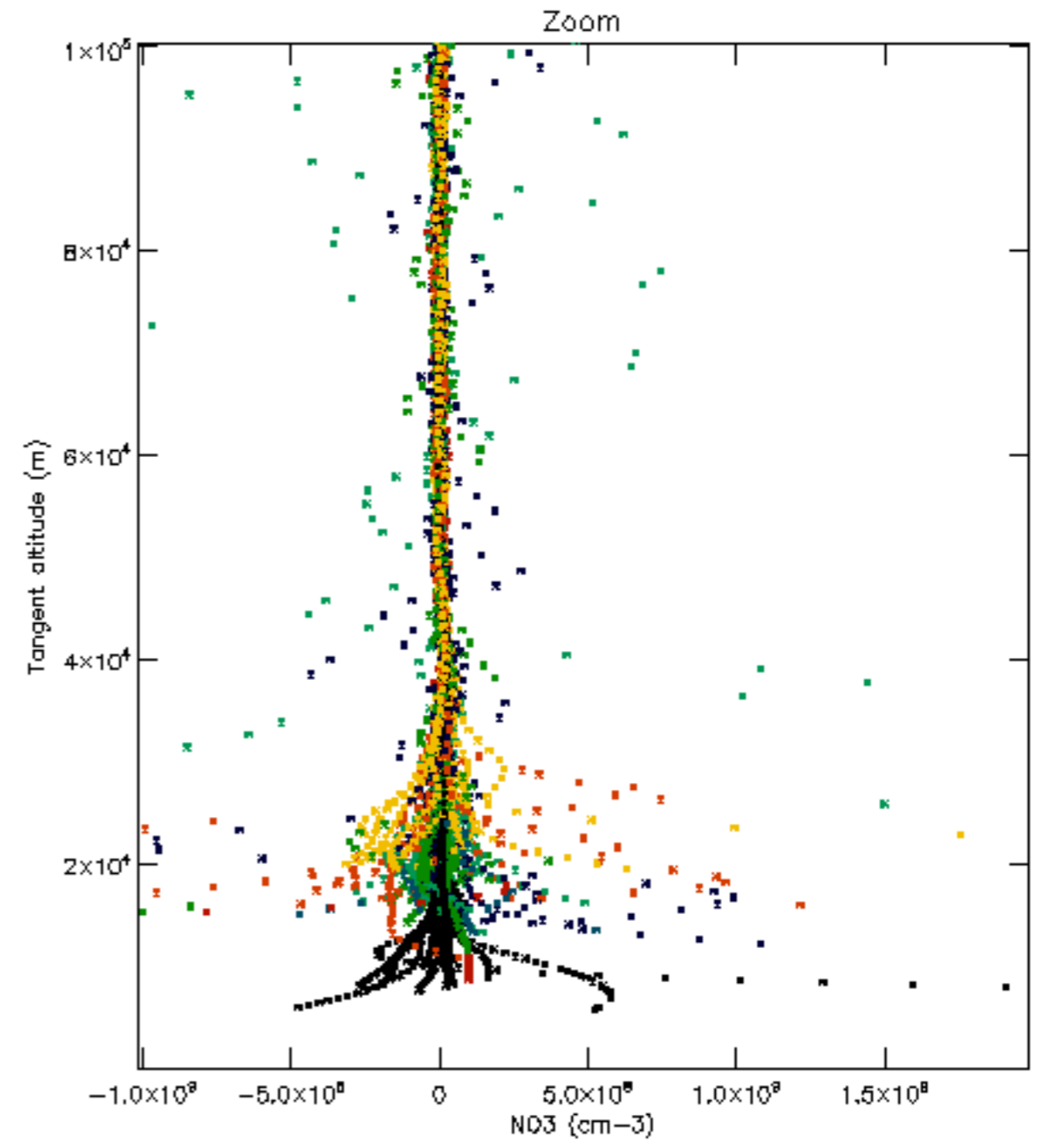
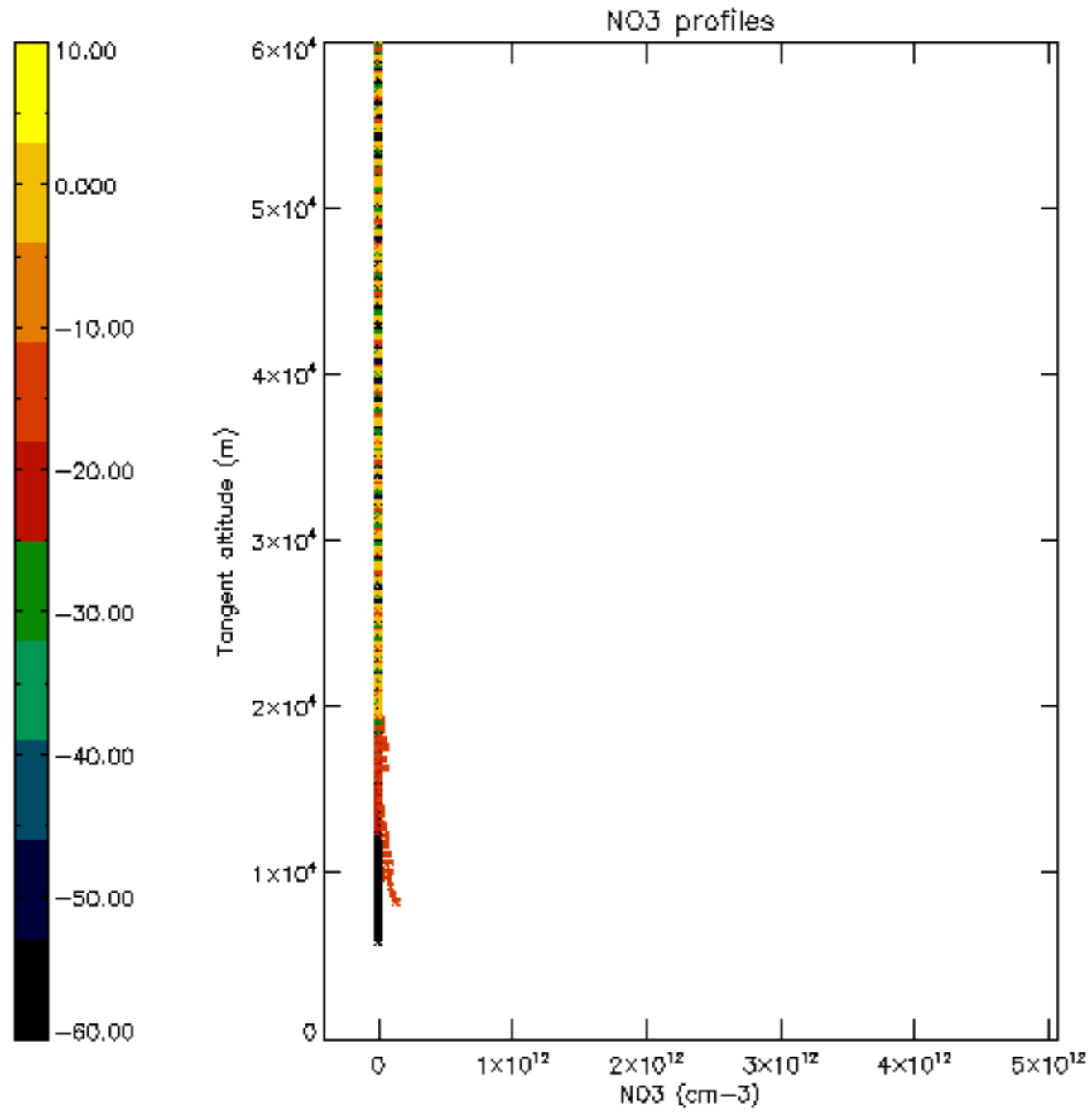


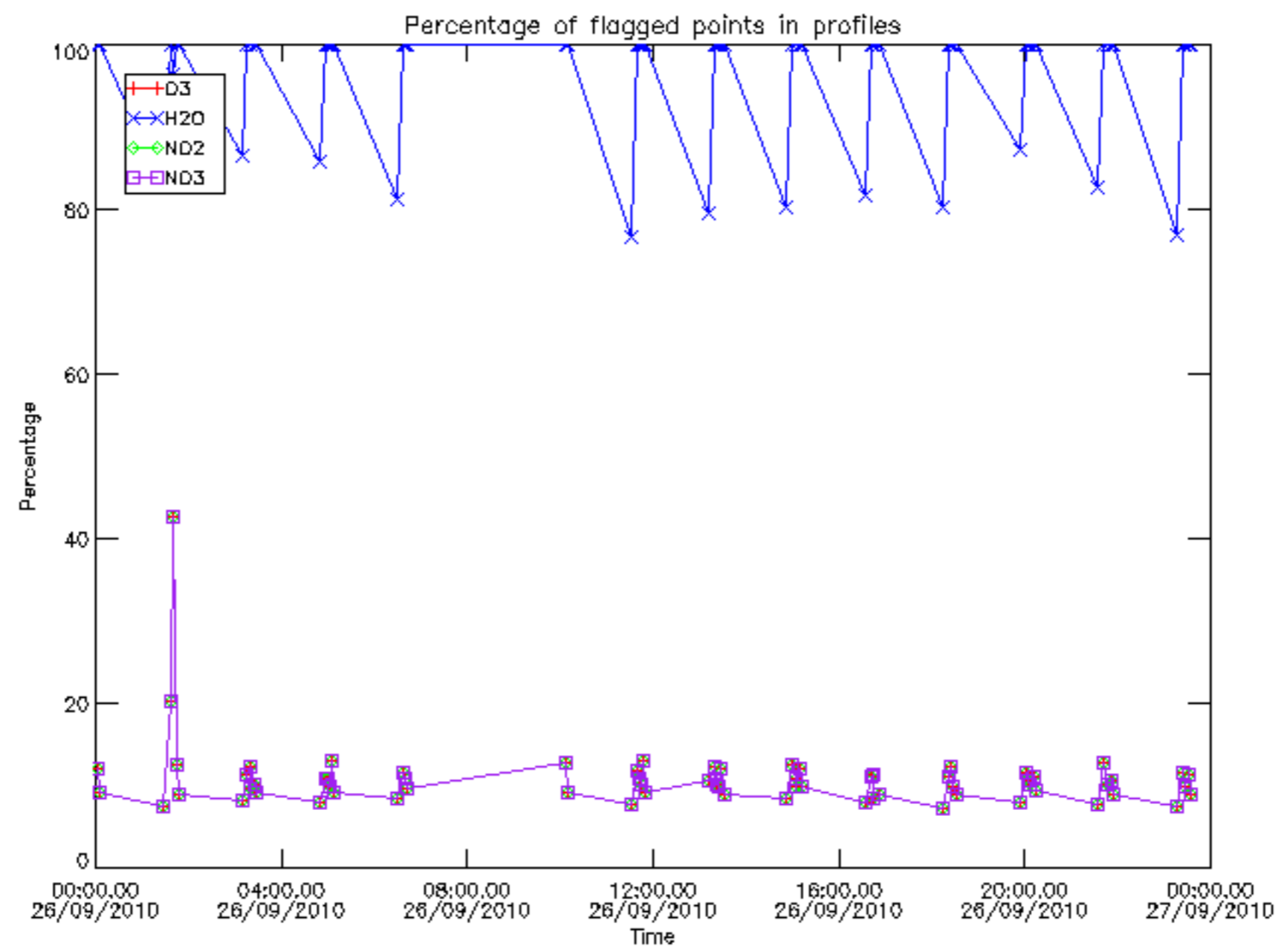




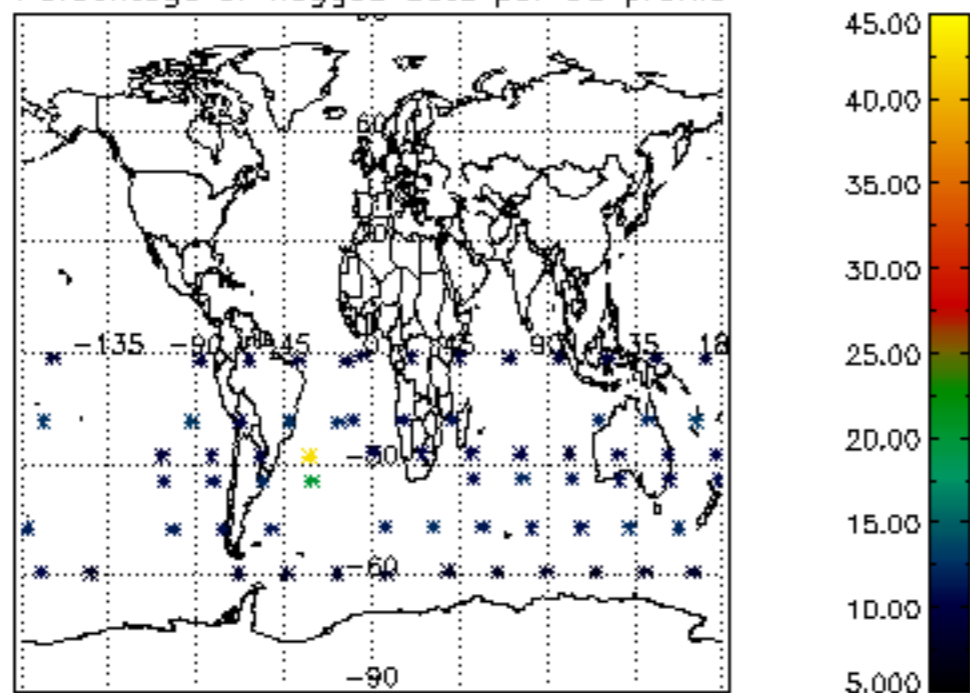




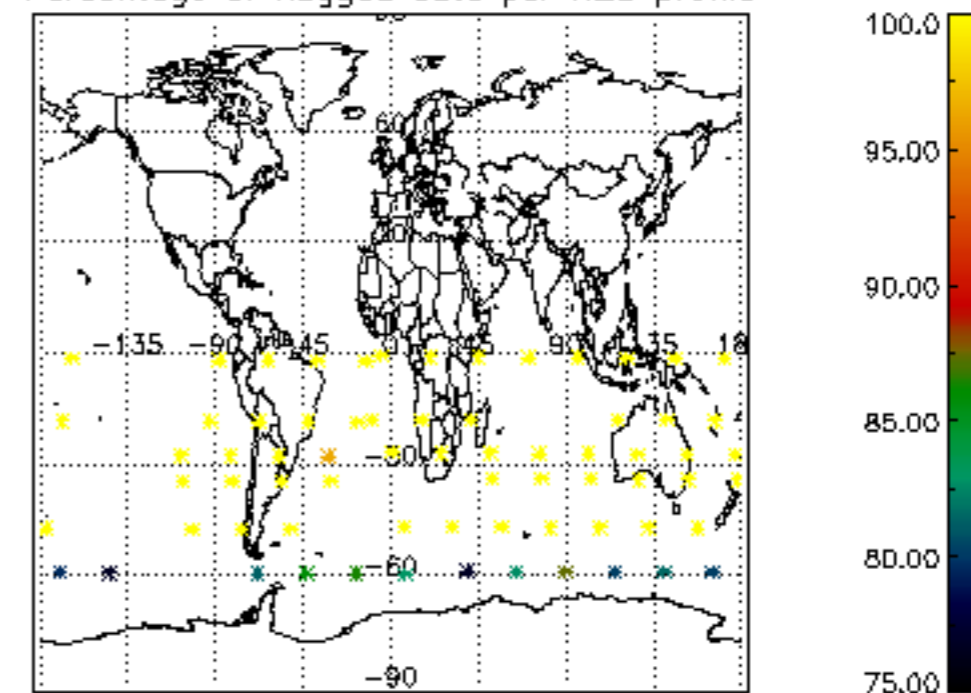




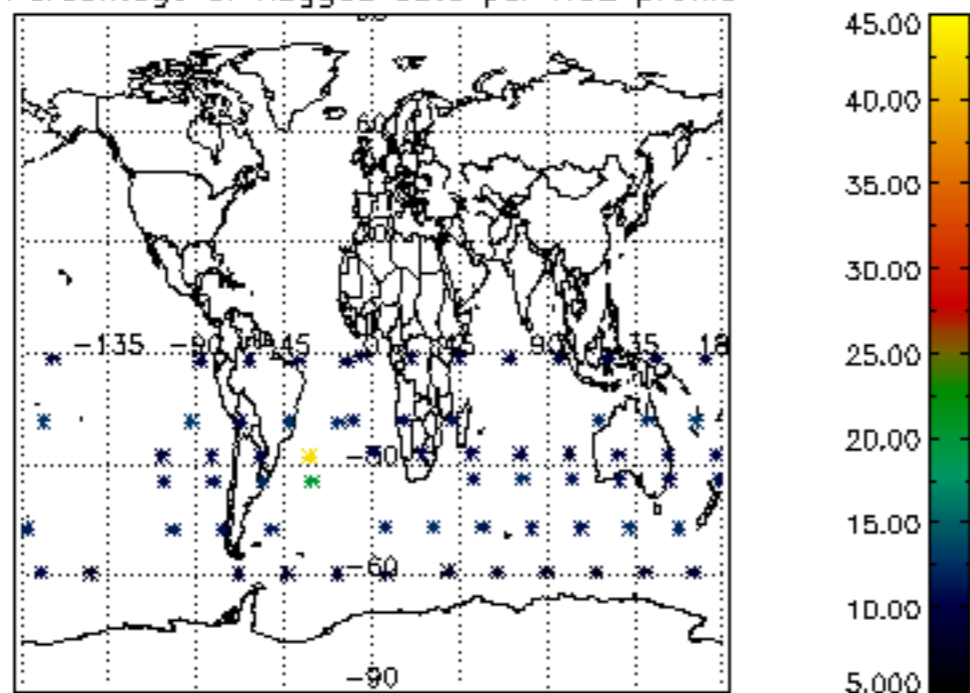
Percentage of flagged data per D3 profile



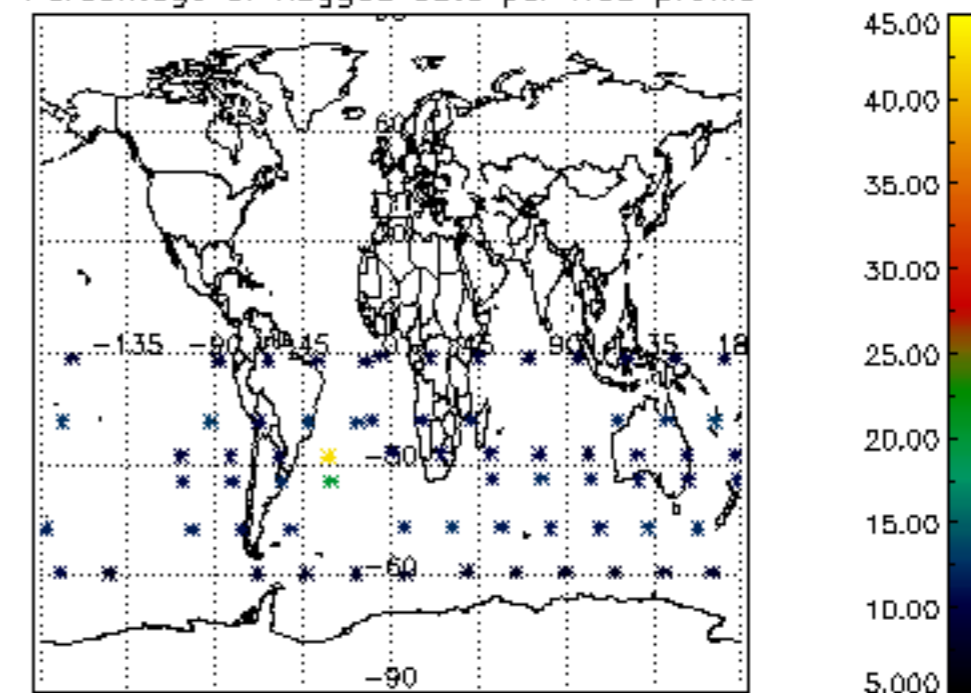
Percentage of flagged data per H2O profile

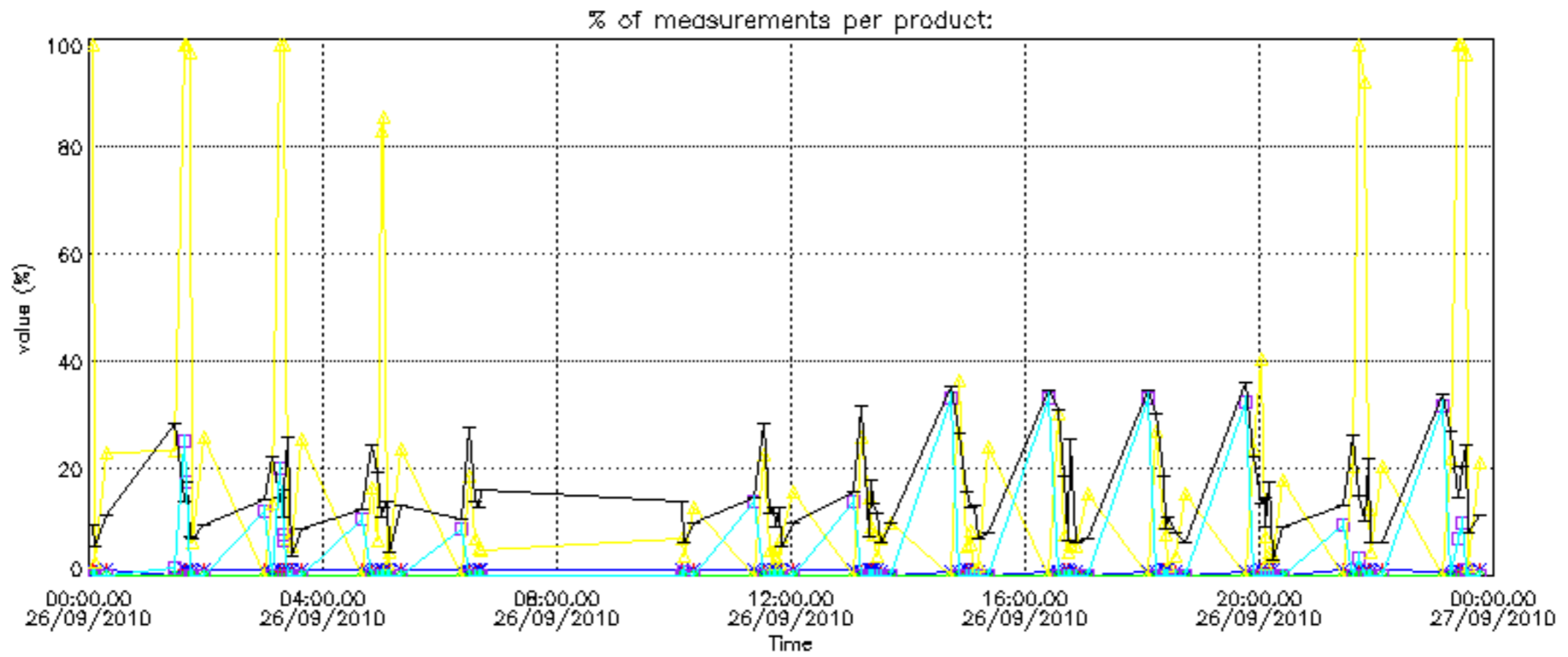


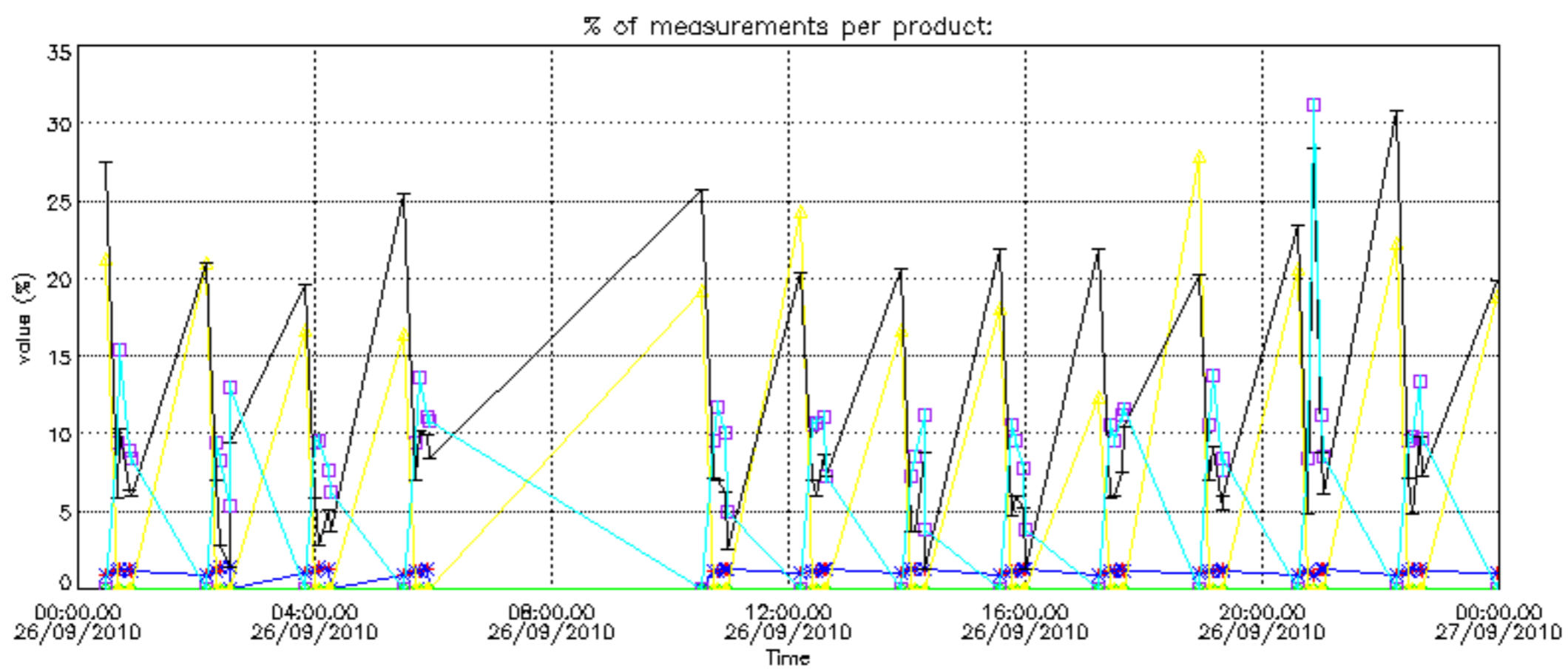
Percentage of flagged data per NO2 profile



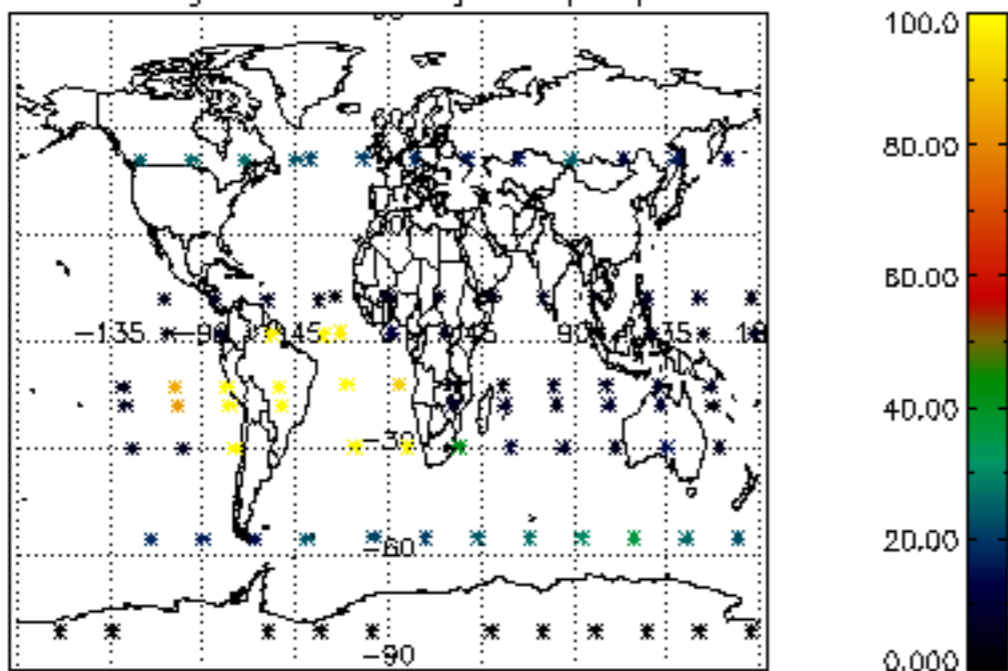
Percentage of flagged data per NO3 profile



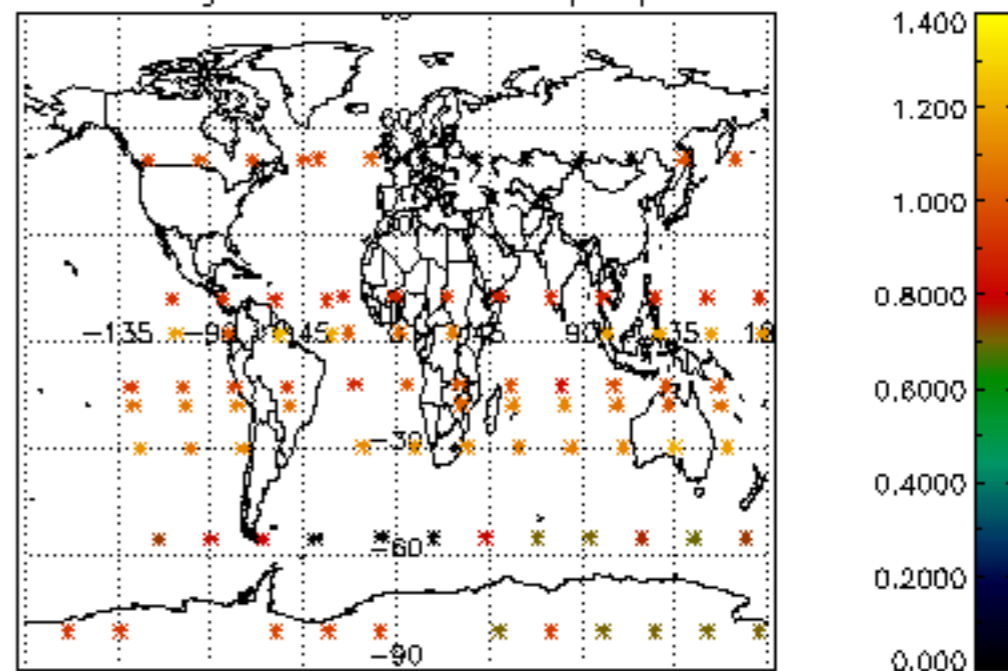




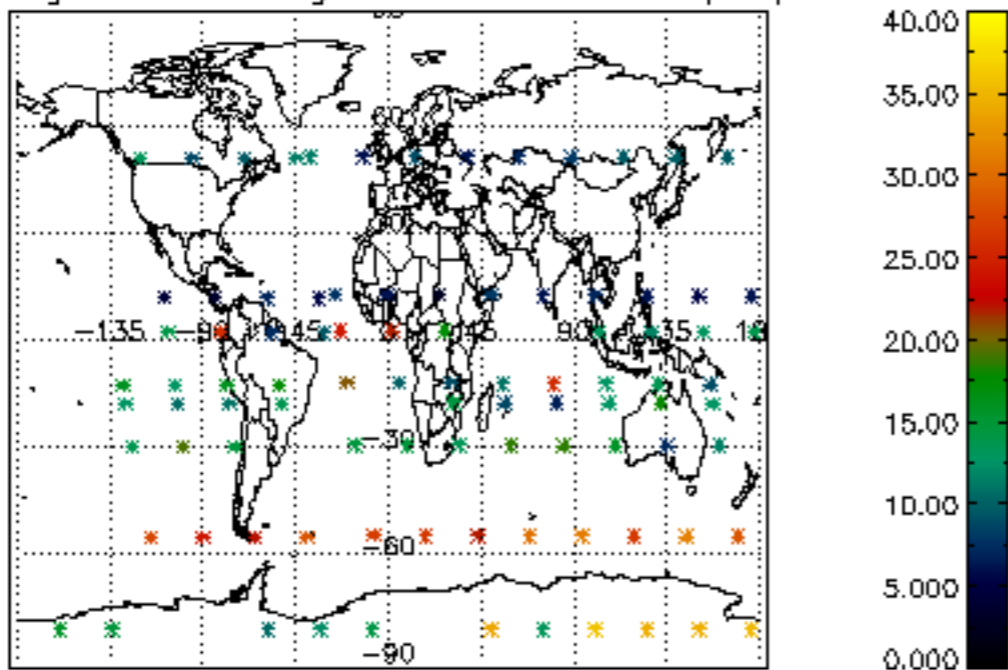
Percentage of cosmic ray hits per profile



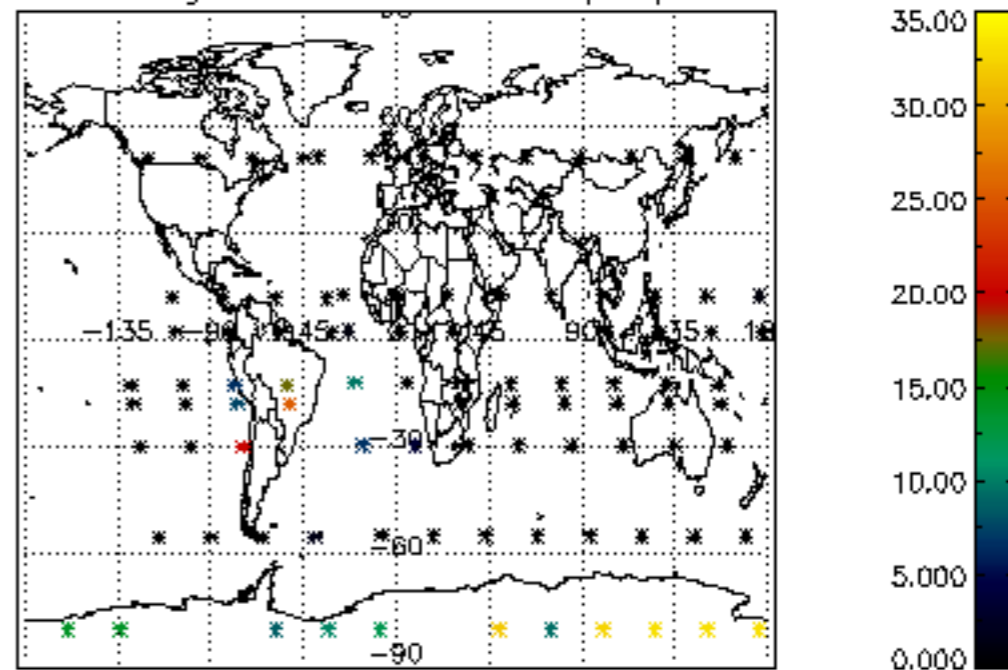
Percentage of datation errors per profile



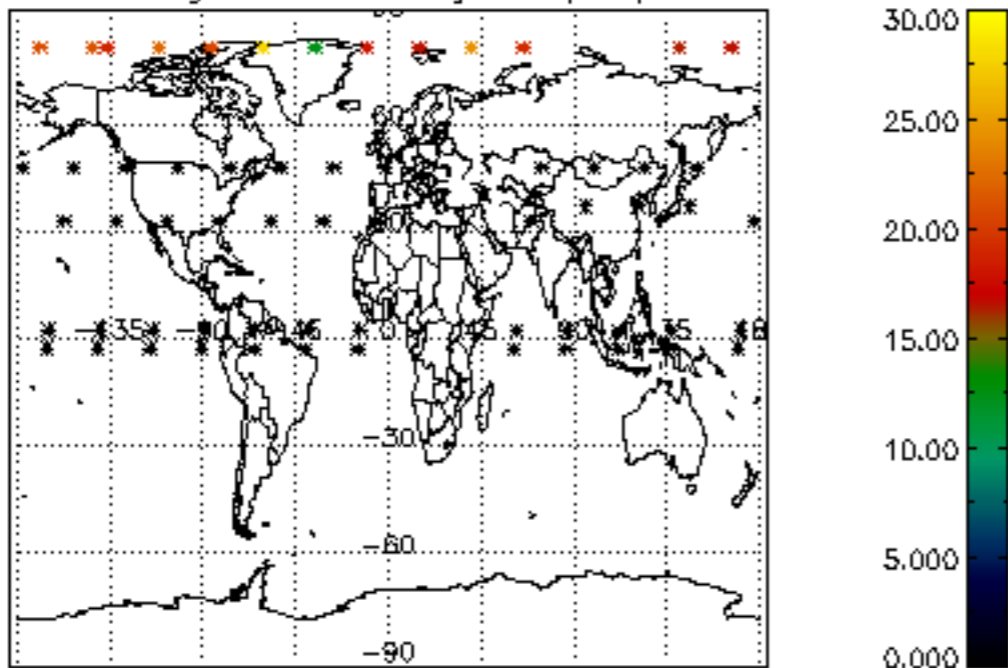
Percentage of star falling outside central band per profile



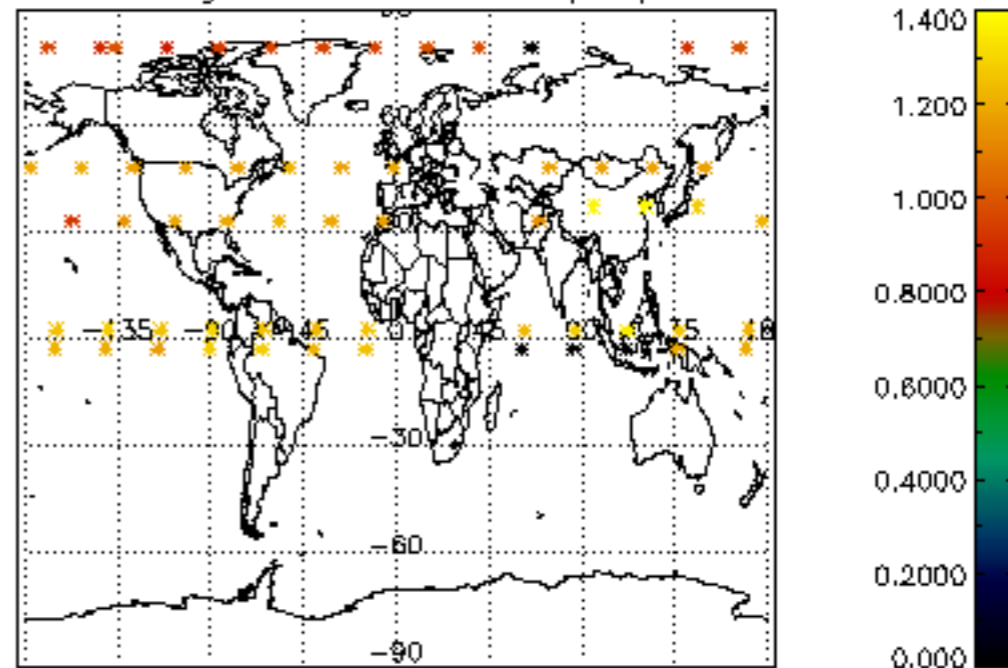
Percentage of saturation errors per profile



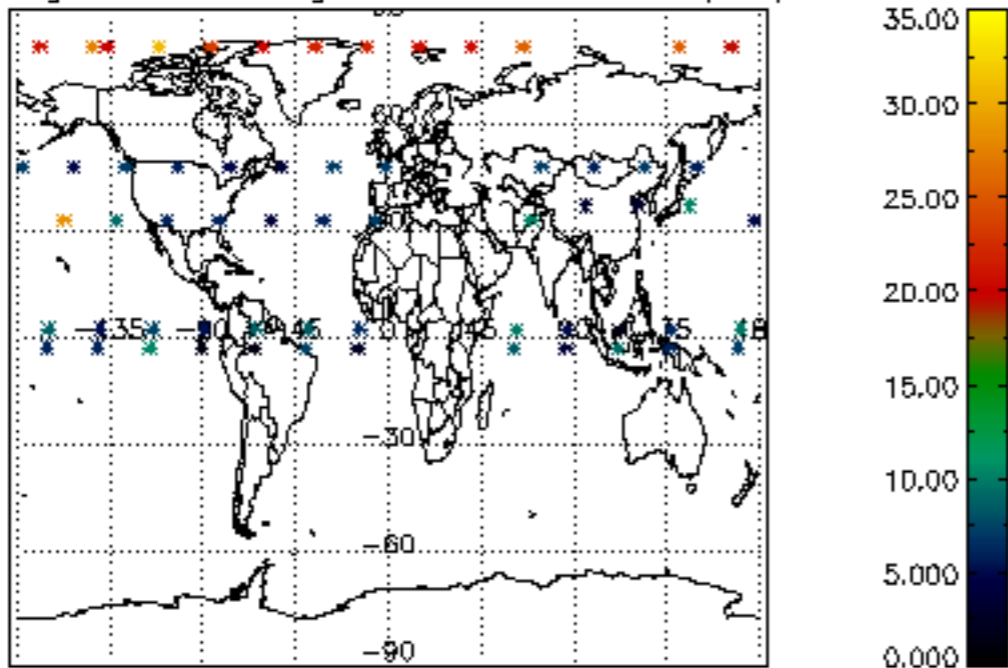
Percentage of cosmic ray hits per profile



Percentage of datation errors per profile



Percentage of star falling outside central band per profile



Percentage of saturation errors per profile

