

GOMOS Level 2 Daily Report

SUMMARY

[1. General Info](#)

[2. Summary of processed GOM_NL_2P products](#)

[3. Level 2 Quality information per product](#)

[3.1 Plot of level 2 quality information per product \(time dependant\)](#)

[3.2 Plot of level 2 quality information per product \(world map\)](#)

[4. Level 1 Quality information per product \(stored on level 2 products\)](#)

[4.1 Plot of level 1 quality information per product \(time dependant\)](#)

[4.1.1 Plot of level 1 quality information per product \(time dependant\): ASCENDING](#)

[4.1.2 Plot of level 1 quality information per product \(time dependant\): DESCENDING](#)

[4.2 Plot of level 1 quality information per product \(world map\)](#)

[4.2.1 Plot of level 1 quality information per product \(world map\): ASCENDING](#)

[4.2.2 Plot of level 1 quality information per product \(world map\): DESCENDING](#)

[5. Ozone profiles based on quality statistics and other trace gas profiles](#)

[5.1 Ozone statistics based on quality of products](#)

[5.2 Plot ozone profiles for all STD \(dark without errors\)](#)

[5.3 Plot ozone profiles where STD < 20% \(dark without errors\)](#)

[5.4. Plot ozone profiles where STD < 10% \(dark without errors\)](#)

[5.5. Plot ozone profiles where STD < 5% \(dark without errors\)](#)

[5.6 Plot NO2 profiles for all STD \(dark without errors\)](#)

[5.7 Plot NO3 profiles for all STD \(dark without errors\)](#)

[5.8 Plot H2O profiles \(only for occultations of stars 1,2,3,4,13,14,16,26,63 dark without errors\) for all STD](#)

[6. Auxiliary Data Files used for the production reported in section 2](#)

This report presents the daily analysis on parameters extracted from GOMOS level 2 data (GOM_NL__2P). It is intended to monitor some important parameters that will impact the quality of these products. A list of level 2 products (and content) that have arrived during the reporting day to the PCF is also given.

Item	Value
Time of report generation	29APR2013 15:25:28
Data source version	GOMOS/6.01
Start time of products	24-09-2010 (24SEP2010 00:00:00)
Stop time of products	25-09-2010 (25SEP2010 00:00:00)
Store outputs in DB	Yes
Nb of level 2 prods	189
Nb of prods with errors	0

2. Summary of processed GOM_NL__2P products.

Nr	Filename	UTC Start time	Limb	Duration	Star Id	Star Name	Star Mag	Star Temp	Nb Meas	Orbit	Prod. error
1	GOM_NL__2PRFIN20100924_000141_000000382093_00145_44788_9802.N1	24-SEP-2010 00:01:41	Bright	37.500	90	54Alp Peg	2.4870	11000.	75	44788	No
2	GOM_NL__2PRFIN20100924_000525_000000382093_00145_44788_9803.N1	24-SEP-2010 00:05:25	Bright	38.000	93	53Bet Peg	2.5200	3100.0	76	44788	No
3	GOM_NL__2PRFIN20100924_000646_000000432093_00145_44788_9804.N1	24-SEP-2010 00:06:46	Bright	43.000	58	21Alp And	2.0730	11000.	86	44788	No
4	GOM_NL__2PRFIN20100924_001516_000000362093_00145_44788_9805.N1	24-SEP-2010 00:15:16	Bright	36.000	74	11Bet Cas	2.2680	6600.0	72	44788	No
5	GOM_NL__2PRFIN20100924_001650_000000422093_00145_44788_9806.N1	24-SEP-2010 00:16:50	Bright	41.500	76	27Gam Cas	2.3000	30000.	83	44788	No
6	GOM_NL__2PRFIN20100924_004030_000000512093_00145_44788_9807.N1	24-SEP-2010 00:40:30	Bright	50.500	24	66Alp Gem	1.5800	10200.	101	44788	No
7	GOM_NL__2PRFIN20100924_005006_000000622093_00145_44788_9808.N1	24-SEP-2010 00:50:06	Dark	61.500	8	10Alp CMi	0.40000	6500.0	123	44788	No
8	GOM_NL__2PRFIN20100924_005724_000000442093_00145_44788_9809.N1	24-SEP-2010 00:57:24	Dark	43.500	132	15Rho Pup	2.8030	6900.0	87	44788	No
9	GOM_NL__2PRFIN20100924_010021_000000492093_00145_44788_9810.N1	24-SEP-2010 01:00:21	Dark	49.000	1	9Alp CMa	-1.4400	11000.	98	44788	No
10	GOM_NL__2PRFIN20100924_010201_000000512093_00145_44788_9811.N1	24-SEP-2010 01:02:01	Dark	50.500	23	21Eps CMa	1.5020	26000.	101	44788	No
11	GOM_NL__2PRFIN20100924_010622_000000462093_00146_44789_9982.N1	24-SEP-2010 01:06:22	Dark	45.500	161	Tau Pup	2.9310	4500.0	91	44789	No
12	GOM_NL__2PRFIN20100924_010843_000000552093_00146_44789_9983.N1	24-SEP-2010 01:08:43	Dark	54.500	108	Alp Col	2.6520	15200.	109	44789	No
13	GOM_NL__2PRFIN20100924_012002_000000532093_00146_44789_9984.N1	24-SEP-2010 01:20:02	Straylight	53.000	157	The1Eri	2.9060	9300.0	106	44789	No
14	GOM_NL__2PRFIN20100924_013152_000000492093_00146_44789_9985.N1	24-SEP-2010 01:31:52	Twilight_and_stray	49.000	52	16Bet Cet	2.0370	4500.0	98	44789	No
15	GOM_NL__2PRFIN20100924_014216_000000372093_00146_44789_9986.N1	24-SEP-2010 01:42:16	Bright	37.000	90	54Alp Peg	2.4870	11000.	74	44789	No
16	GOM_NL__2PRFIN20100924_014600_000000412093_00146_44789_9987.N1	24-SEP-2010 01:46:00	Bright	40.500	93	53Bet Peg	2.5200	3100.0	81	44789	No
17	GOM_NL__2PRFIN20100924_014722_000000442093_00146_44789_9988.N1	24-SEP-2010 01:47:22	Bright	44.000	58	21Alp And	2.0730	11000.	88	44789	No
18	GOM_NL__2PRFIN20100924_015551_000000402093_00146_44789_9989.N1	24-SEP-2010 01:55:51	Bright	40.000	74	11Bet Cas	2.2680	6600.0	80	44789	No
19	GOM_NL__2PRFIN20100924_015725_000000412093_00146_44789_9990.N1	24-SEP-2010 01:57:25	Bright	40.500	76	27Gam Cas	2.3000	30000.	81	44789	No
20	GOM_NL__2PRFIN20100924_022106_000000502093_00146_44789_9991.N1	24-SEP-2010 02:21:06	Bright	50.000	24	66Alp Gem	1.5800	10200.	100	44789	No
21	GOM_NL__2PRFIN20100924_023043_000000612093_00146_44789_9992.N1	24-SEP-2010 02:30:43	Dark	60.500	8	10Alp CMi	0.40000	6500.0	121	44789	No
22	GOM_NL__2PRFIN20100924_023801_000000462093_00146_44789_9993.N1	24-SEP-2010 02:38:01	Dark	45.500	132	15Rho Pup	2.8030	6900.0	91	44789	No
23	GOM_NL__2PRFIN20100924_024059_000000492093_00146_44789_9994.N1	24-SEP-2010 02:40:59	Dark	49.000	1	9Alp CMa	-1.4400	11000.	98	44789	No
24	GOM_NL__2PRFIN20100924_024238_000000492093_00146_44789_9995.N1	24-SEP-2010 02:42:38	Dark	48.500	23	21Eps CMa	1.5020	26000.	97	44789	No
25	GOM_NL__2PRFIN20100924_024659_000000442093_00147_44790_9996.N1	24-SEP-2010 02:46:59	Dark	44.000	161	Tau Pup	2.9310	4500.0	88	44790	No
26	GOM_NL__2PRFIN20100924_024921_000000562093_00147_44790_9997.N1	24-SEP-2010 02:49:21	Dark	56.000	108	Alp Col	2.6520	15200.	112	44790	No
27	GOM_NL__2PRFIN20100924_030039_000000532093_00147_44790_9998.N1	24-SEP-2010 03:00:39	Straylight	53.000	157	The1Eri	2.9060	9300.0	106	44790	No
28	GOM_NL__2PRFIN20100924_031228_000000532093_00147_44790_9999.N1	24-SEP-2010 03:12:28	Twilight_and_stray	53.000	52	16Bet Cet	2.0370	4500.0	106	44790	No
29	GOM_NL__2PRFIN20100924_032252_000000372093_00147_44790_0000.N1	24-SEP-2010 03:22:52	Bright	37.000	90	54Alp Peg	2.4870	11000.	74	44790	No
30	GOM_NL__2PRFIN20100924_032636_000000372093_00147_44790_0001.N1	24-SEP-2010 03:26:36	Bright	37.000	93	53Bet Peg	2.5200	3100.0	74	44790	No
31	GOM_NL__2PRFIN20100924_032757_000000432093_00147_44790_0002.N1	24-SEP-2010 03:27:57	Bright	43.000	58	21Alp And	2.0730	11000.	86	44790	No
32	GOM_NL__2PRFIN20100924_033627_000000402093_00147_44790_0003.N1	24-SEP-2010 03:36:27	Bright	40.000	74	11Bet Cas	2.2680	6600.0	80	44790	No
33	GOM_NL__2PRFIN20100924_033801_000000422093_00147_44790_0004.N1	24-SEP-2010 03:38:01	Bright	42.000	76	27Gam Cas	2.3000	30000.	84	44790	No
34	GOM_NL__2PRFIN20100924_040142_000000652093_00147_44790_0005.N1	24-SEP-2010 04:01:42	Bright	64.500	24	66Alp Gem	1.5800	10200.	129	44790	No
35	GOM_NL__2PRFIN20100924_041119_000000592093_00147_44790_0006.N1	24-SEP-2010 04:11:19	Dark	58.500	8	10Alp CMi	0.40000	6500.0	117	44790	No
36	GOM_NL__2PRFIN20100924_041838_000000442093_00147_44790_0007.N1	24-SEP-2010 04:18:38	Dark	43.500	132	15Rho Pup	2.8030	6900.0	87	44790	No
37	GOM_NL__2PRFIN20100924_042136_000000432093_00147_44790_0008.N1	24-SEP-2010 04:21:36	Dark	43.000	1	9Alp CMa	-1.4400	11000.	86	44790	No
38	GOM_NL__2PRFIN20100924_042315_000000512093_00147_44790_0009.N1	24-SEP-2010 04:23:15	Dark	50.500	23	21Eps CMa	1.5020	26000.	101	44790	No
39	GOM_NL__2PRFIN20100924_042735_000000412093_00148_44791_0005.N1	24-SEP-2010 04:27:35	Dark	40.500	161	Tau Pup	2.9310	4500.0	81	44791	No
40	GOM_NL__2PRFIN20100924_042958_000000542093_00148_44791_0006.N1	24-SEP-2010 04:29:58	Dark	53.500	108	Alp Col	2.6520	15200.	107	44791	No
41	GOM_NL__2PRFIN20100924_044116_000000522093_00148_44791_0007.N1	24-SEP-2010 04:41:16	Straylight	51.500	157	The1Eri	2.9060	9300.0	103	44791	No
42	GOM_NL__2PRFIN20100924_045305_000000552093_00148_44791_0008.N1	24-SEP-2010 04:53:05	Twilight_and_stray	55.000	52	16Bet Cet	2.0370	4500.0	110	44791	No

43	GOM_NL__2PRFIN20100924_050328_000000382093_00148_44791_0009.N1	24-SEP-2010 05:03:28	Bright	37.500	90	54Alp Peg	2.4870	11000.	75	44791	No
44	GOM_NL__2PRFIN20100924_050712_000000372093_00148_44791_0010.N1	24-SEP-2010 05:07:12	Bright	37.000	93	53Bet Peg	2.5200	3100.0	74	44791	No
45	GOM_NL__2PRFIN20100924_050833_000000432093_00148_44791_0011.N1	24-SEP-2010 05:08:33	Bright	43.000	58	21Alp And	2.0730	11000.	86	44791	No
46	GOM_NL__2PRFIN20100924_051703_000000392093_00148_44791_0012.N1	24-SEP-2010 05:17:03	Bright	39.000	74	11Bet Cas	2.2680	6600.0	78	44791	No
47	GOM_NL__2PRFIN20100924_051837_000000412093_00148_44791_0013.N1	24-SEP-2010 05:18:37	Bright	41.000	76	27Gam Cas	2.3000	30000.	82	44791	No
48	GOM_NL__2PRFIN20100924_054219_000000492093_00148_44791_0014.N1	24-SEP-2010 05:42:19	Bright	49.000	24	66Alp Gem	1.5800	10200.	98	44791	No
49	GOM_NL__2PRFIN20100924_055156_000000652093_00148_44791_0015.N1	24-SEP-2010 05:51:56	Dark	64.500	8	10Alp CMi	0.40000	6500.0	129	44791	No
50	GOM_NL__2PRFIN20100924_055914_000000432093_00148_44791_0016.N1	24-SEP-2010 05:59:14	Dark	42.500	132	15Rho Pup	2.8030	6900.0	85	44791	No
51	GOM_NL__2PRFIN20100924_060214_000000432093_00148_44791_0017.N1	24-SEP-2010 06:02:14	Dark	43.000	1	9Alp CMa	-1.4400	11000.	86	44791	No
52	GOM_NL__2PRFIN20100924_060352_000000532093_00148_44791_0018.N1	24-SEP-2010 06:03:52	Dark	52.500	23	21Eps CMa	1.5020	26000.	105	44791	No
53	GOM_NL__2PRFIN20100924_060813_000000412093_00149_44792_0019.N1	24-SEP-2010 06:08:13	Dark	40.500	161	Tau Pup	2.9310	4500.0	81	44792	No
54	GOM_NL__2PRFIN20100924_061035_000000552093_00149_44792_0020.N1	24-SEP-2010 06:10:35	Dark	55.000	108	Alp Col	2.6520	15200.	110	44792	No
55	GOM_NL__2PRFIN20100924_062152_000000512093_00149_44792_0021.N1	24-SEP-2010 06:21:52	Straylight	51.000	157	The1Eri	2.9060	9300.0	102	44792	No
56	GOM_NL__2PRFIN20100924_063341_000000552093_00149_44792_0022.N1	24-SEP-2010 06:33:41	Tw_i_and_stray	55.000	52	16Bet Cet	2.0370	4500.0	110	44792	No
57	GOM_NL__2PRFIN20100924_064404_000000382093_00149_44792_0023.N1	24-SEP-2010 06:44:04	Bright	37.500	90	54Alp Peg	2.4870	11000.	75	44792	No
58	GOM_NL__2PRFIN20100924_064748_000000372093_00149_44792_0024.N1	24-SEP-2010 06:47:48	Bright	37.000	93	53Bet Peg	2.5200	3100.0	74	44792	No
59	GOM_NL__2PRFIN20100924_064909_000000442093_00149_44792_0025.N1	24-SEP-2010 06:49:09	Bright	43.500	58	21Alp And	2.0730	11000.	87	44792	No
60	GOM_NL__2PRFIN20100924_065738_000000402093_00149_44792_0026.N1	24-SEP-2010 06:57:38	Bright	40.000	74	11Bet Cas	2.2680	6600.0	80	44792	No
61	GOM_NL__2PRFIN20100924_065912_000000422093_00149_44792_0027.N1	24-SEP-2010 06:59:12	Bright	41.500	76	27Gam Cas	2.3000	30000.	83	44792	No
62	GOM_NL__2PRFIN20100924_072255_000000522093_00149_44792_0028.N1	24-SEP-2010 07:22:55	Bright	52.000	24	66Alp Gem	1.5800	10200.	104	44792	No
63	GOM_NL__2PRFIN20100924_073233_000000672093_00149_44792_0029.N1	24-SEP-2010 07:32:33	Dark	67.000	8	10Alp CMi	0.40000	6500.0	134	44792	No
64	GOM_NL__2PRFIN20100924_073951_000000442093_00149_44792_0030.N1	24-SEP-2010 07:39:51	Dark	44.000	132	15Rho Pup	2.8030	6900.0	88	44792	No
65	GOM_NL__2PRFIN20100924_074251_000000362093_00149_44792_0031.N1	24-SEP-2010 07:42:51	Dark	36.000	1	9Alp CMa	-1.4400	11000.	72	44792	No
66	GOM_NL__2PRFIN20100924_074429_000000542093_00149_44792_0032.N1	24-SEP-2010 07:44:29	Dark	53.500	23	21Eps CMa	1.5020	26000.	107	44792	No
67	GOM_NL__2PRFIN20100924_074849_000000412093_00150_44793_0055.N1	24-SEP-2010 07:48:49	Dark	41.000	161	Tau Pup	2.9310	4500.0	82	44793	No
68	GOM_NL__2PRFIN20100924_075113_000000552093_00150_44793_0056.N1	24-SEP-2010 07:51:13	Dark	54.500	108	Alp Col	2.6520	15200.	109	44793	No
69	GOM_NL__2PRFIN20100924_080229_000000542093_00150_44793_0057.N1	24-SEP-2010 08:02:29	Straylight	53.500	157	The1Eri	2.9060	9300.0	107	44793	No
70	GOM_NL__2PRFIN20100924_081417_000000552093_00150_44793_0058.N1	24-SEP-2010 08:14:17	Tw_i_and_stray	55.000	52	16Bet Cet	2.0370	4500.0	110	44793	No
71	GOM_NL__2PRFIN20100924_082440_000000382093_00150_44793_0059.N1	24-SEP-2010 08:24:40	Bright	38.000	90	54Alp Peg	2.4870	11000.	76	44793	No
72	GOM_NL__2PRFIN20100924_082824_000000392093_00150_44793_0060.N1	24-SEP-2010 08:28:24	Bright	39.000	93	53Bet Peg	2.5200	3100.0	78	44793	No
73	GOM_NL__2PRFIN20100924_082944_000000432093_00150_44793_0061.N1	24-SEP-2010 08:29:44	Bright	43.000	58	21Alp And	2.0730	11000.	86	44793	No
74	GOM_NL__2PRFIN20100924_083814_000000382093_00150_44793_0062.N1	24-SEP-2010 08:38:14	Bright	38.000	74	11Bet Cas	2.2680	6600.0	76	44793	No
75	GOM_NL__2PRFIN20100924_083947_000000432093_00150_44793_0063.N1	24-SEP-2010 08:39:47	Bright	42.500	76	27Gam Cas	2.3000	30000.	85	44793	No
76	GOM_NL__2PRFIN20100924_090331_000000502093_00150_44793_0064.N1	24-SEP-2010 09:03:31	Bright	49.500	24	66Alp Gem	1.5800	10200.	99	44793	No
77	GOM_NL__2PRFIN20100924_091310_000000592093_00150_44793_0065.N1	24-SEP-2010 09:13:10	Dark	58.500	8	10Alp CMi	0.40000	6500.0	117	44793	No
78	GOM_NL__2PRFIN20100924_092027_000000442093_00150_44793_0066.N1	24-SEP-2010 09:20:27	Dark	43.500	132	15Rho Pup	2.8030	6900.0	87	44793	No
79	GOM_NL__2PRFIN20100924_092328_000000362093_00150_44793_0067.N1	24-SEP-2010 09:23:28	Dark	36.000	1	9Alp CMa	-1.4400	11000.	72	44793	No
80	GOM_NL__2PRFIN20100924_092506_000000512093_00150_44793_0068.N1	24-SEP-2010 09:25:06	Dark	50.500	23	21Eps CMa	1.5020	26000.	101	44793	No
81	GOM_NL__2PRFIN20100924_092926_000000412093_00151_44794_0206.N1	24-SEP-2010 09:29:26	Dark	40.500	161	Tau Pup	2.9310	4500.0	81	44794	No
82	GOM_NL__2PRFIN20100924_093150_000000562093_00151_44794_0207.N1	24-SEP-2010 09:31:50	Dark	56.000	108	Alp Col	2.6520	15200.	112	44794	No
83	GOM_NL__2PRFIN20100924_094306_000000522093_00151_44794_0208.N1	24-SEP-2010 09:43:06	Straylight	52.000	157	The1Eri	2.9060	9300.0	104	44794	No
84	GOM_NL__2PRFIN20100924_095453_000000542093_00151_44794_0209.N1	24-SEP-2010 09:54:53	Tw_i_and_stray	53.500	52	16Bet Cet	2.0370	4500.0	107	44794	No
85	GOM_NL__2PRFIN20100924_100516_000000382093_00151_44794_0210.N1	24-SEP-2010 10:05:16	Bright	37.500	90	54Alp Peg	2.4870	11000.	75	44794	No
86	GOM_NL__2PRFIN20100924_100900_000000392093_00151_44794_0211.N1	24-SEP-2010 10:09:00	Bright	38.500	93	53Bet Peg	2.5200	3100.0	77	44794	No
87	GOM_NL__2PRFIN20100924_101019_000000442093_00151_44794_0212.N1	24-SEP-2010 10:10:19	Bright	44.000	58	21Alp And	2.0730	11000.	88	44794	No
88	GOM_NL__2PRFIN20100924_101849_000000402093_00151_44794_0213.N1	24-SEP-2010 10:18:49	Bright	40.000	74	11Bet Cas	2.2680	6600.0	80	44794	No
89	GOM_NL__2PRFIN20100924_102023_000000422093_00151_44794_0214.N1	24-SEP-2010 10:20:23	Bright	41.500	76	27Gam Cas	2.3000	30000.	83	44794	No
90	GOM_NL__2PRFIN20100924_104407_000000512093_00151_44794_0215.N1	24-SEP-2010 10:44:07	Bright	50.500	24	66Alp Gem	1.5800	10200.	101	44794	No
91	GOM_NL__2PRFIN20100924_105346_000000612093_00151_44794_0216.N1	24-SEP-2010 10:53:46	Dark	61.000	8	10Alp CMi	0.40000	6500.0	122	44794	No
92	GOM_NL__2PRFIN20100924_110104_000000422093_00151_44794_0217.N1	24-SEP-2010 11:01:04	Dark	41.500	132	15Rho Pup	2.8030	6900.0	83	44794	No
93	GOM_NL__2PRFIN20100924_110406_000000302093_00151_44794_0218.N1	24-SEP-2010 11:04:06	Dark	30.000	1	9Alp CMa	-1.4400	11000.	60	44794	No
94	GOM_NL__2PRFIN20100924_110543_000000512093_00151_44794_0219.N1	24-SEP-2010 11:05:43	Dark	51.000	23	21Eps CMa	1.5020	26000.	102	44794	No
95	GOM_NL__2PRFIN20100924_111002_000000432093_00152_44795_0228.N1	24-SEP-2010 11:10:02	Dark	43.000	161	Tau Pup	2.9310	4500.0	86	44795	No
96	GOM_NL__2PRFIN20100924_111227_000000552093_00152_44795_0229.N1	24-SEP-2010 11:12:27	Dark	55.000	108	Alp Col	2.6520	15200.	110	44795	No
97	GOM_NL__2PRFIN20100924_112343_000000512093_00152_44795_0230.N1	24-SEP-2010 11:23:43	Straylight	50.500	157	The1Eri	2.9060	9300.0	101	44795	No
98	GOM_NL__2PRFIN20100924_113529_000000512093_00152_44795_0231.N1	24-SEP-2010 11:35:29	Tw_i_and_stray	51.000	52	16Bet Cet	2.0370	4500.0	102	44795	No
99	GOM_NL__2PRFIN20100924_114552_000000372093_00152_44795_0232.N1	24-SEP-2010 11:45:52	Bright	37.000	90	54Alp Peg	2.4870	11000.	74	44795	No
100	GOM_NL__2PRFIN20100924_114935_000000392093_00152_44795_0233.N1	24-SEP-2010 11:49:35	Bright	39.000	93	53Bet Peg	2.5200	3100.0	78	44795	No
101	GOM_NL__2PRFIN20100924_115055_000000442093_00152_44795_0234.N1	24-SEP-2010 11:50:55	Bright	44.000	58	21Alp And	2.0730	11000.	88	44795	No

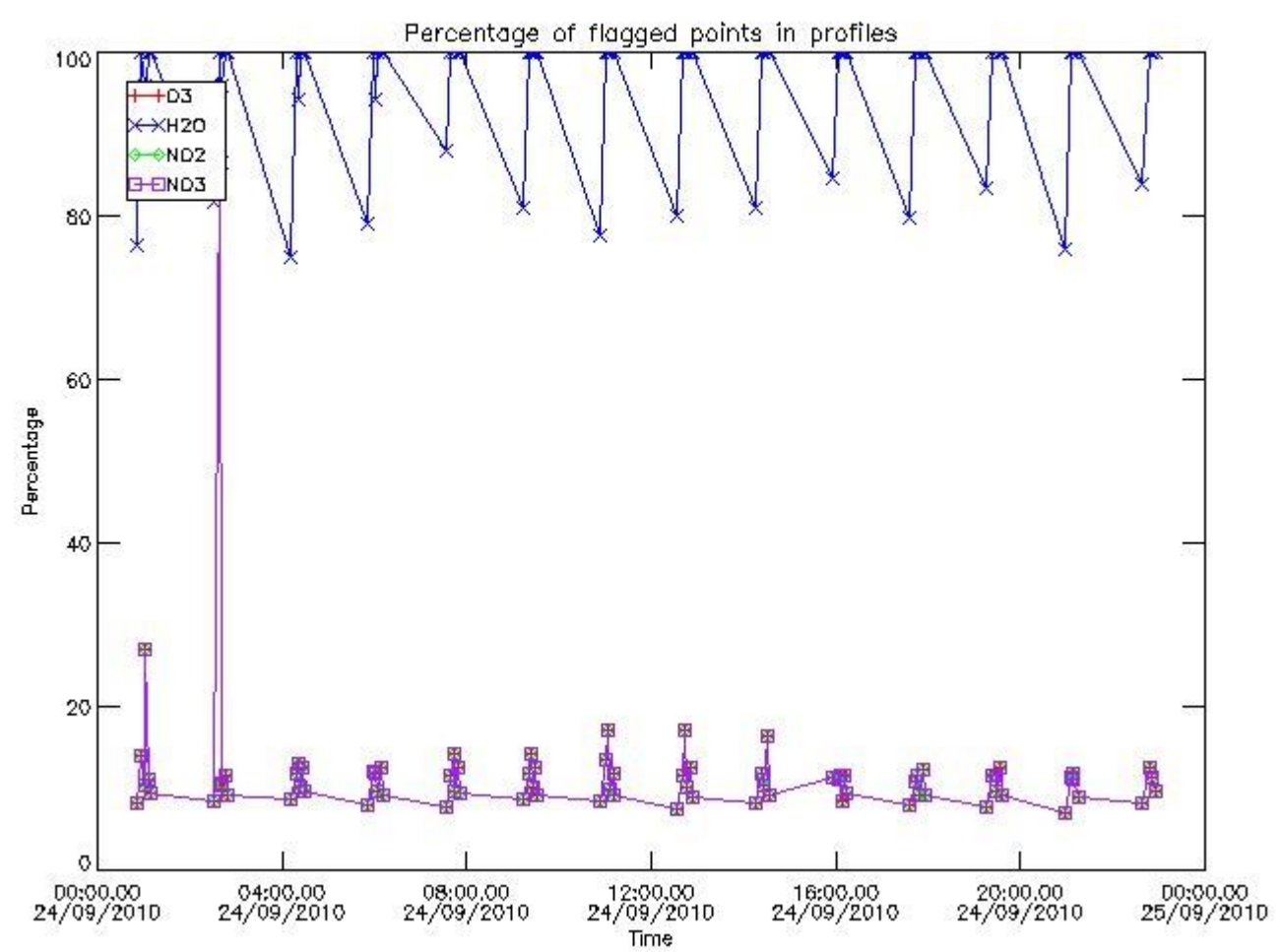
102	GOM_NL__2PRFIN20100924_115925_000000422093_00152_44795_0235.N1	24-SEP-2010 11:59:25	Bright	42.000	74	11Bet Cas	2.2680	6600.0	84	44795	No
103	GOM_NL__2PRFIN20100924_120058_000000412093_00152_44795_0236.N1	24-SEP-2010 12:00:58	Bright	40.500	76	27Gam Cas	2.3000	30000.	81	44795	No
104	GOM_NL__2PRFIN20100924_122443_000000512093_00152_44795_0237.N1	24-SEP-2010 12:24:43	Bright	50.500	24	66Alp Gem	1.5800	10200.	101	44795	No
105	GOM_NL__2PRFIN20100924_123423_000000682093_00152_44795_0238.N1	24-SEP-2010 12:34:23	Dark	68.000	8	10Alp CMi	0.40000	6500.0	136	44795	No
106	GOM_NL__2PRFIN20100924_124141_000000442093_00152_44795_0239.N1	24-SEP-2010 12:41:41	Dark	44.000	132	15Rho Pup	2.8030	6900.0	88	44795	No
107	GOM_NL__2PRFIN20100924_124443_000000302093_00152_44795_0240.N1	24-SEP-2010 12:44:43	Dark	30.000	1	9Alp CMa	-1.4400	11000.	60	44795	No
108	GOM_NL__2PRFIN20100924_124620_000000512093_00152_44795_0241.N1	24-SEP-2010 12:46:20	Dark	50.500	23	21Eps CMa	1.5020	26000.	101	44795	No
109	GOM_NL__2PRFIN20100924_125039_000000412093_00153_44796_0289.N1	24-SEP-2010 12:50:39	Dark	41.000	161	Tau Pup	2.9310	4500.0	82	44796	No
110	GOM_NL__2PRFIN20100924_125305_000000572093_00153_44796_0290.N1	24-SEP-2010 12:53:05	Dark	56.500	108	Alp Col	2.6520	15200.	113	44796	No
111	GOM_NL__2PRFIN20100924_130419_000000522093_00153_44796_0291.N1	24-SEP-2010 13:04:19	Straylight	52.000	157	The1Eri	2.9060	9300.0	104	44796	No
112	GOM_NL__2PRFIN20100924_131605_000000552093_00153_44796_0292.N1	24-SEP-2010 13:16:05	Tw_i_and_stray	55.000	52	16Bet Cet	2.0370	4500.0	110	44796	No
113	GOM_NL__2PRFIN20100924_132628_000000372093_00153_44796_0293.N1	24-SEP-2010 13:26:28	Bright	36.500	90	54Alp Peg	2.4870	11000.	73	44796	No
114	GOM_NL__2PRFIN20100924_134000_000000422093_00153_44796_0294.N1	24-SEP-2010 13:40:00	Bright	41.500	74	11Bet Cas	2.2680	6600.0	83	44796	No
115	GOM_NL__2PRFIN20100924_134134_000000432093_00153_44796_0295.N1	24-SEP-2010 13:41:34	Bright	42.500	76	27Gam Cas	2.3000	30000.	85	44796	No
116	GOM_NL__2PRFIN20100924_140519_000000512093_00153_44796_0296.N1	24-SEP-2010 14:05:19	Bright	50.500	24	66Alp Gem	1.5800	10200.	101	44796	No
117	GOM_NL__2PRFIN20100924_141459_000000692093_00153_44796_0297.N1	24-SEP-2010 14:14:59	Dark	68.500	8	10Alp CMi	0.40000	6500.0	137	44796	No
118	GOM_NL__2PRFIN20100924_142217_000000442093_00153_44796_0298.N1	24-SEP-2010 14:22:17	Dark	43.500	132	15Rho Pup	2.8030	6900.0	87	44796	No
119	GOM_NL__2PRFIN20100924_142531_000000462093_00153_44796_0299.N1	24-SEP-2010 14:25:31	Dark	46.000	88	31Eta CMa	2.4480	20000.	92	44796	No
120	GOM_NL__2PRFIN20100924_142657_000000502093_00153_44796_0300.N1	24-SEP-2010 14:26:57	Dark	49.500	23	21Eps CMa	1.5020	26000.	99	44796	No
121	GOM_NL__2PRFIN20100924_143115_000000412093_00154_44797_0315.N1	24-SEP-2010 14:31:15	Dark	40.500	161	Tau Pup	2.9310	4500.0	81	44797	No
122	GOM_NL__2PRFIN20100924_143342_000000562093_00154_44797_0316.N1	24-SEP-2010 14:33:42	Dark	55.500	108	Alp Col	2.6520	15200.	111	44797	No
123	GOM_NL__2PRFIN20100924_144456_000000502093_00154_44797_0317.N1	24-SEP-2010 14:44:56	Straylight	49.500	157	The1Eri	2.9060	9300.0	99	44797	No
124	GOM_NL__2PRFIN20100924_145641_000000522093_00154_44797_0318.N1	24-SEP-2010 14:56:41	Tw_i_and_stray	52.000	52	16Bet Cet	2.0370	4500.0	104	44797	No
125	GOM_NL__2PRFIN20100924_150703_000000382093_00154_44797_0319.N1	24-SEP-2010 15:07:03	Bright	38.000	90	54Alp Peg	2.4870	11000.	76	44797	No
126	GOM_NL__2PRFIN20100924_152036_000000412093_00154_44797_0320.N1	24-SEP-2010 15:20:36	Bright	41.000	74	11Bet Cas	2.2680	6600.0	82	44797	No
127	GOM_NL__2PRFIN20100924_152209_000000402093_00154_44797_0321.N1	24-SEP-2010 15:22:09	Bright	40.000	76	27Gam Cas	2.3000	30000.	80	44797	No
128	GOM_NL__2PRFIN20100924_154555_000000512093_00154_44797_0322.N1	24-SEP-2010 15:45:55	Bright	50.500	24	66Alp Gem	1.5800	10200.	101	44797	No
129	GOM_NL__2PRFIN20100924_155536_000000722093_00154_44797_0323.N1	24-SEP-2010 15:55:36	Dark	71.500	8	10Alp CMi	0.40000	6500.0	143	44797	No
130	GOM_NL__2PRFIN20100924_160254_000000462093_00154_44797_0324.N1	24-SEP-2010 16:02:54	Dark	46.000	132	15Rho Pup	2.8030	6900.0	92	44797	No
131	GOM_NL__2PRFIN20100924_160608_000000452093_00154_44797_0325.N1	24-SEP-2010 16:06:08	Dark	44.500	88	31Eta CMa	2.4480	20000.	89	44797	No
132	GOM_NL__2PRFIN20100924_160734_000000602093_00154_44797_0326.N1	24-SEP-2010 16:07:34	Dark	60.000	23	21Eps CMa	1.5020	26000.	120	44797	No
133	GOM_NL__2PRFIN20100924_161152_000000442093_00155_44798_0342.N1	24-SEP-2010 16:11:52	Dark	44.000	161	Tau Pup	2.9310	4500.0	88	44798	No
134	GOM_NL__2PRFIN20100924_161419_000000552093_00155_44798_0343.N1	24-SEP-2010 16:14:19	Dark	54.500	108	Alp Col	2.6520	15200.	109	44798	No
135	GOM_NL__2PRFIN20100924_162533_000000512093_00155_44798_0344.N1	24-SEP-2010 16:25:33	Straylight	50.500	157	The1Eri	2.9060	9300.0	101	44798	No
136	GOM_NL__2PRFIN20100924_163717_000000532093_00155_44798_0345.N1	24-SEP-2010 16:37:17	Tw_i_and_stray	53.000	52	16Bet Cet	2.0370	4500.0	106	44798	No
137	GOM_NL__2PRFIN20100924_164739_000000382093_00155_44798_0346.N1	24-SEP-2010 16:47:39	Bright	38.000	90	54Alp Peg	2.4870	11000.	76	44798	No
138	GOM_NL__2PRFIN20100924_165123_000000402093_00155_44798_0347.N1	24-SEP-2010 16:51:23	Bright	40.000	93	53Bet Peg	2.5200	3100.0	80	44798	No
139	GOM_NL__2PRFIN20100924_170112_000000422093_00155_44798_0348.N1	24-SEP-2010 17:01:12	Bright	41.500	74	11Bet Cas	2.2680	6600.0	83	44798	No
140	GOM_NL__2PRFIN20100924_170245_000000422093_00155_44798_0349.N1	24-SEP-2010 17:02:45	Bright	41.500	76	27Gam Cas	2.3000	30000.	83	44798	No
141	GOM_NL__2PRFIN20100924_172631_000000472093_00155_44798_0350.N1	24-SEP-2010 17:26:31	Bright	47.000	24	66Alp Gem	1.5800	10200.	94	44798	No
142	GOM_NL__2PRFIN20100924_173613_000000652093_00155_44798_0351.N1	24-SEP-2010 17:36:13	Dark	64.500	8	10Alp CMi	0.40000	6500.0	129	44798	No
143	GOM_NL__2PRFIN20100924_174330_000000472093_00155_44798_0352.N1	24-SEP-2010 17:43:30	Dark	47.000	132	15Rho Pup	2.8030	6900.0	94	44798	No
144	GOM_NL__2PRFIN20100924_174645_000000442093_00155_44798_0353.N1	24-SEP-2010 17:46:45	Dark	44.000	88	31Eta CMa	2.4480	20000.	88	44798	No
145	GOM_NL__2PRFIN20100924_174811_000000562093_00155_44798_0354.N1	24-SEP-2010 17:48:11	Dark	56.000	23	21Eps CMa	1.5020	26000.	112	44798	No
146	GOM_NL__2PRFIN20100924_175228_000000422093_00156_44799_0393.N1	24-SEP-2010 17:52:28	Dark	41.500	161	Tau Pup	2.9310	4500.0	83	44799	No
147	GOM_NL__2PRFIN20100924_175457_000000562093_00156_44799_0394.N1	24-SEP-2010 17:54:57	Dark	55.500	108	Alp Col	2.6520	15200.	111	44799	No
148	GOM_NL__2PRFIN20100924_180610_000000512093_00156_44799_0395.N1	24-SEP-2010 18:06:10	Straylight	51.000	157	The1Eri	2.9060	9300.0	102	44799	No
149	GOM_NL__2PRFIN20100924_181753_000000532093_00156_44799_0396.N1	24-SEP-2010 18:17:53	Tw_i_and_stray	53.000	52	16Bet Cet	2.0370	4500.0	106	44799	No
150	GOM_NL__2PRFIN20100924_182815_000000382093_00156_44799_0397.N1	24-SEP-2010 18:28:15	Bright	38.000	90	54Alp Peg	2.4870	11000.	76	44799	No
151	GOM_NL__2PRFIN20100924_183159_000000372093_00156_44799_0398.N1	24-SEP-2010 18:31:59	Bright	37.000	93	53Bet Peg	2.5200	3100.0	74	44799	No
152	GOM_NL__2PRFIN20100924_184147_000000392093_00156_44799_0399.N1	24-SEP-2010 18:41:47	Bright	38.500	74	11Bet Cas	2.2680	6600.0	77	44799	No
153	GOM_NL__2PRFIN20100924_184320_000000422093_00156_44799_0400.N1	24-SEP-2010 18:43:20	Bright	41.500	76	27Gam Cas	2.3000	30000.	83	44799	No
154	GOM_NL__2PRFIN20100924_190707_000000702093_00156_44799_0401.N1	24-SEP-2010 19:07:07	Bright	70.000	24	66Alp Gem	1.5800	10200.	140	44799	No
155	GOM_NL__2PRFIN20100924_191650_000000672093_00156_44799_0402.N1	24-SEP-2010 19:16:50	Dark	66.500	8	10Alp CMi	0.40000	6500.0	133	44799	No
156	GOM_NL__2PRFIN20100924_192407_000000452093_00156_44799_0403.N1	24-SEP-2010 19:24:07	Dark	44.500	132	15Rho Pup	2.8030	6900.0	89	44799	No
157	GOM_NL__2PRFIN20100924_192722_000000452093_00156_44799_0404.N1	24-SEP-2010 19:27:22	Dark	44.500	88	31Eta CMa	2.4480	20000.	89	44799	No
158	GOM_NL__2PRFIN20100924_192848_000000532093_00156_44799_0405.N1	24-SEP-2010 19:28:48	Dark	52.500	23	21Eps CMa	1.5020	26000.	105	44799	No
159	GOM_NL__2PRFIN20100924_193305_000000412093_00157_44800_0435.N1	24-SEP-2010 19:33:05	Dark	41.000	161	Tau Pup	2.9310	4500.0	82	44800	No
160	GOM_NL__2PRFIN20100924_193534_000000552093_00157_44800_0436.N1	24-SEP-2010 19:35:34	Dark	55.000	108	Alp Col	2.6520	15200.	110	44800	No

161	GOM_NL__2PRFIN20100924_194647_000000512093_00157_44800_0437.N1	24-SEP-2010 19:46:47	Straylight	50.500	157	The1Eri	2.9060	9300.0	101	44800	No
162	GOM_NL__2PRFIN20100924_195829_000000532093_00157_44800_0438.N1	24-SEP-2010 19:58:29	Twilight_stray	53.000	52	16Bet Cet	2.0370	4500.0	106	44800	No
163	GOM_NL__2PRFIN20100924_200851_000000382093_00157_44800_0439.N1	24-SEP-2010 20:08:51	Bright	37.500	90	54Alp Peg	2.4870	11000.	75	44800	No
164	GOM_NL__2PRFIN20100924_201234_000000392093_00157_44800_0440.N1	24-SEP-2010 20:12:34	Bright	39.000	93	53Bet Peg	2.5200	3100.0	78	44800	No
165	GOM_NL__2PRFIN20100924_202223_000000412093_00157_44800_0441.N1	24-SEP-2010 20:22:23	Bright	41.000	74	11Bet Cas	2.2680	6600.0	82	44800	No
166	GOM_NL__2PRFIN20100924_202355_000000422093_00157_44800_0442.N1	24-SEP-2010 20:23:55	Bright	42.000	76	27Gam Cas	2.3000	30000.	84	44800	No
167	GOM_NL__2PRFIN20100924_204743_000000512093_00157_44800_0443.N1	24-SEP-2010 20:47:43	Bright	51.000	24	66Alp Gem	1.5800	10200.	102	44800	No
168	GOM_NL__2PRFIN20100924_205726_000000732093_00157_44800_0444.N1	24-SEP-2010 20:57:26	Dark	73.000	8	10Alp CMi	0.40000	6500.0	146	44800	No
169	GOM_NL__2PRFIN20100924_210443_000000452093_00157_44800_0445.N1	24-SEP-2010 21:04:43	Dark	45.000	132	15Rho Pup	2.8030	6900.0	90	44800	No
170	GOM_NL__2PRFIN20100924_210759_000000432093_00157_44800_0446.N1	24-SEP-2010 21:07:59	Dark	43.000	88	31Eta CMa	2.4480	20000.	86	44800	No
171	GOM_NL__2PRFIN20100924_210925_000000502093_00157_44800_0447.N1	24-SEP-2010 21:09:25	Dark	50.000	23	21Eps CMa	1.5020	26000.	100	44800	No
172	GOM_NL__2PRFIN20100924_211611_000000572093_00158_44801_0482.N1	24-SEP-2010 21:16:11	Dark	56.500	108	Alp Col	2.6520	15200.	113	44801	No
173	GOM_NL__2PRFIN20100924_212723_000000532093_00158_44801_0483.N1	24-SEP-2010 21:27:23	Straylight	53.000	157	The1Eri	2.9060	9300.0	106	44801	No
174	GOM_NL__2PRFIN20100924_213905_000000552093_00158_44801_0484.N1	24-SEP-2010 21:39:05	Twilight_stray	55.000	52	16Bet Cet	2.0370	4500.0	110	44801	No
175	GOM_NL__2PRFIN20100924_214927_000000382093_00158_44801_0485.N1	24-SEP-2010 21:49:27	Bright	37.500	90	54Alp Peg	2.4870	11000.	75	44801	No
176	GOM_NL__2PRFIN20100924_215310_000000382093_00158_44801_0486.N1	24-SEP-2010 21:53:10	Bright	37.500	93	53Bet Peg	2.5200	3100.0	75	44801	No
177	GOM_NL__2PRFIN20100924_220258_000000412093_00158_44801_0487.N1	24-SEP-2010 22:02:58	Bright	40.500	74	11Bet Cas	2.2680	6600.0	81	44801	No
178	GOM_NL__2PRFIN20100924_220431_000000442093_00158_44801_0488.N1	24-SEP-2010 22:04:31	Bright	43.500	76	27Gam Cas	2.3000	30000.	87	44801	No
179	GOM_NL__2PRFIN20100924_222819_000000532093_00158_44801_0489.N1	24-SEP-2010 22:28:19	Bright	52.500	24	66Alp Gem	1.5800	10200.	105	44801	No
180	GOM_NL__2PRFIN20100924_223803_000000622093_00158_44801_0490.N1	24-SEP-2010 22:38:03	Dark	61.500	8	10Alp CMi	0.40000	6500.0	123	44801	No
181	GOM_NL__2PRFIN20100924_224835_000000452093_00158_44801_0491.N1	24-SEP-2010 22:48:35	Dark	45.000	88	31Eta CMa	2.4480	20000.	90	44801	No
182	GOM_NL__2PRFIN20100924_225002_000000492093_00158_44801_0492.N1	24-SEP-2010 22:50:02	Dark	49.000	23	21Eps CMa	1.5020	26000.	98	44801	No
183	GOM_NL__2PRFIN20100924_225649_000000532093_00159_44802_0496.N1	24-SEP-2010 22:56:49	Dark	53.000	108	Alp Col	2.6520	15200.	106	44802	No
184	GOM_NL__2PRFIN20100924_230800_000000522093_00159_44802_0497.N1	24-SEP-2010 23:08:00	Straylight	51.500	157	The1Eri	2.9060	9300.0	103	44802	No
185	GOM_NL__2PRFIN20100924_231941_000000512093_00159_44802_0498.N1	24-SEP-2010 23:19:41	Twilight_stray	51.000	52	16Bet Cet	2.0370	4500.0	102	44802	No
186	GOM_NL__2PRFIN20100924_233046_000000442093_00159_44802_0499.N1	24-SEP-2010 23:30:46	Bright	43.500	140	88Gam Peg	2.8340	26000.	87	44802	No
187	GOM_NL__2PRFIN20100924_233346_000000382093_00159_44802_0500.N1	24-SEP-2010 23:33:46	Bright	37.500	93	53Bet Peg	2.5200	3100.0	75	44802	No
188	GOM_NL__2PRFIN20100924_234334_000000402093_00159_44802_0501.N1	24-SEP-2010 23:43:34	Bright	40.000	74	11Bet Cas	2.2680	6600.0	80	44802	No
189	GOM_NL__2PRFIN20100924_234506_000000412093_00159_44802_0502.N1	24-SEP-2010 23:45:06	Bright	41.000	76	27Gam Cas	2.3000	30000.	82	44802	No

3. Quality information per product

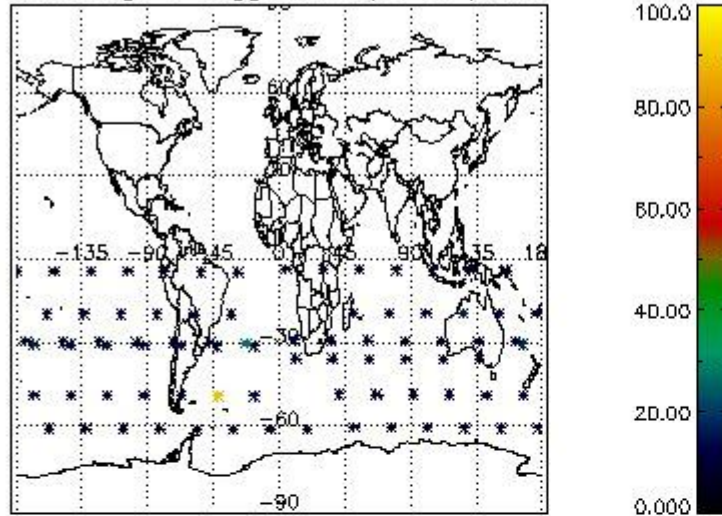
In this section it is plotted some information contained in the Quality Summary data set of the level 2 products. Only products in dark limb conditions and without errors (error flag in the MPH set to "0") are used.

3.1 Plot quality information per product (time dependant)

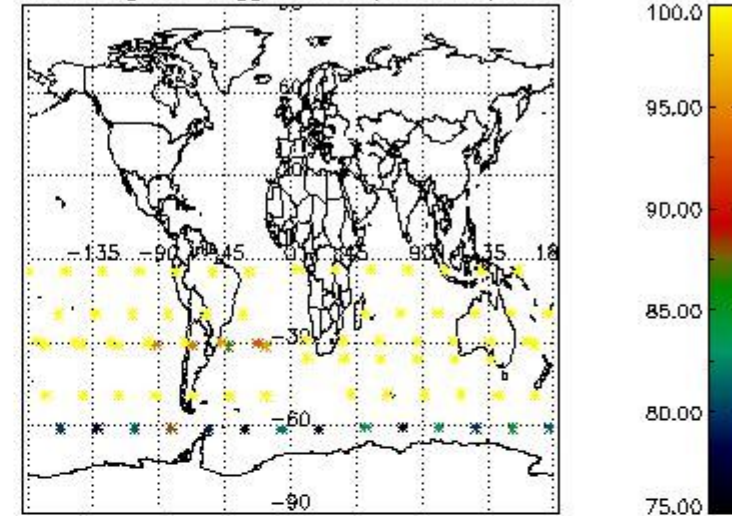


3.2 Plot quality information per product (world map)

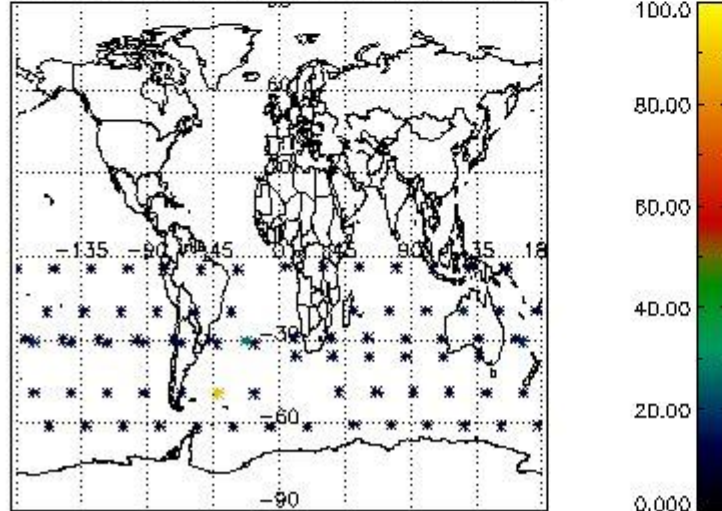
Percentage of flagged data per O3 profile



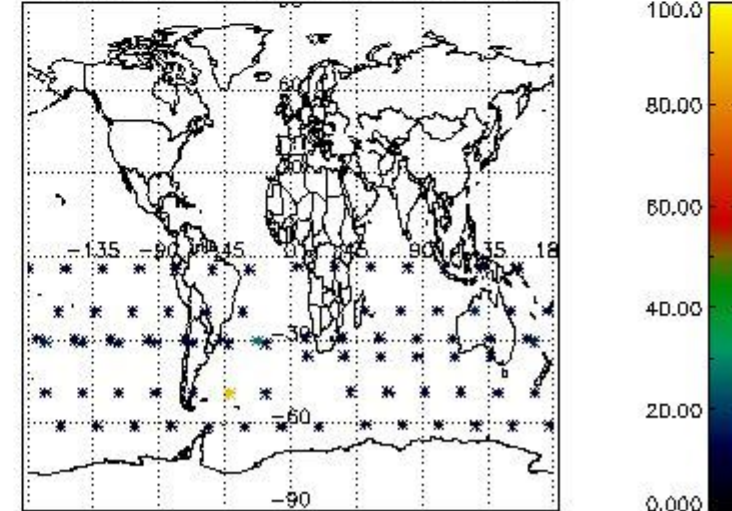
Percentage of flagged data per H2O profile



Percentage of flagged data per NO2 profile



Percentage of flagged data per NO3 profile

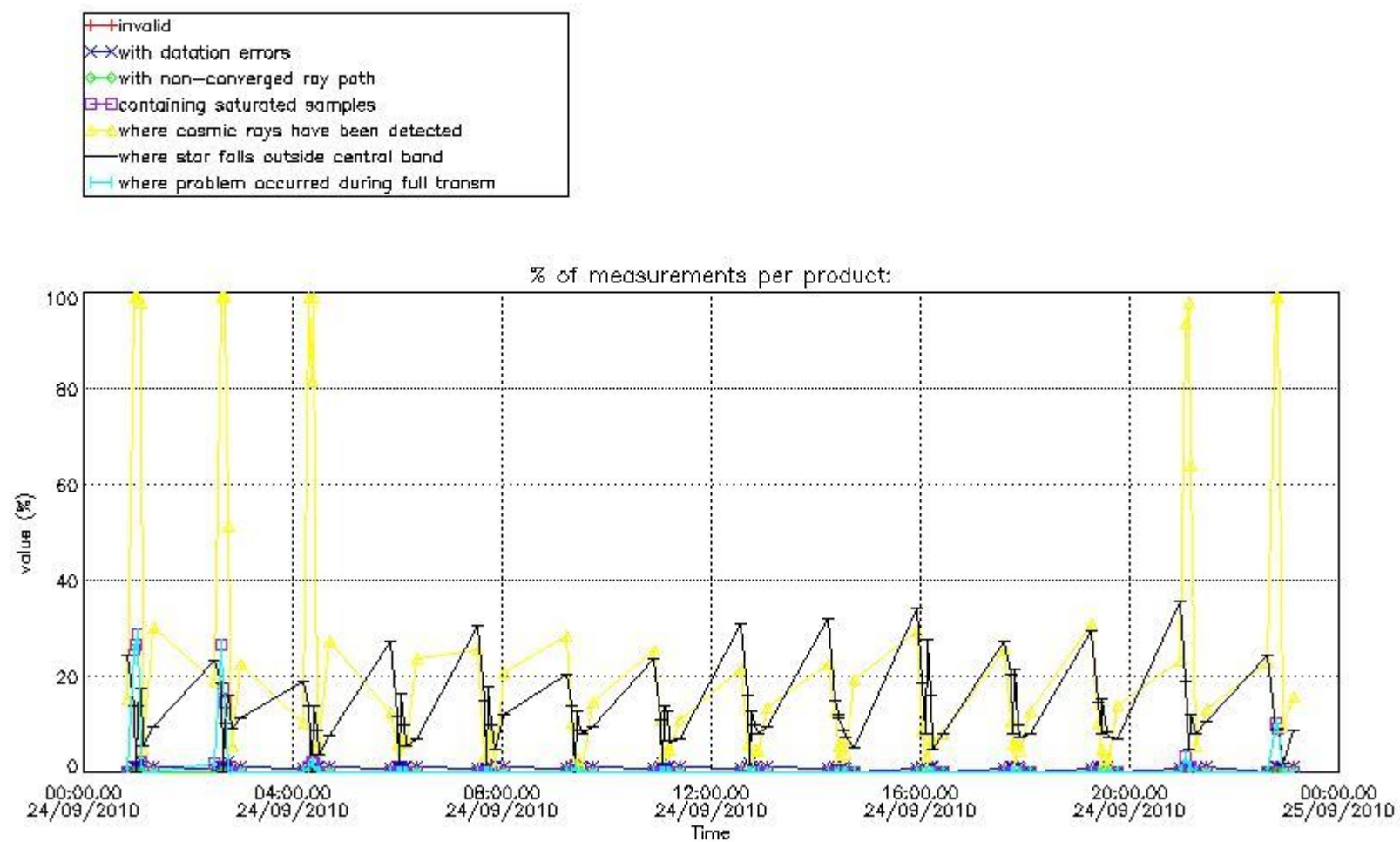


4. Level 1 quality information per product

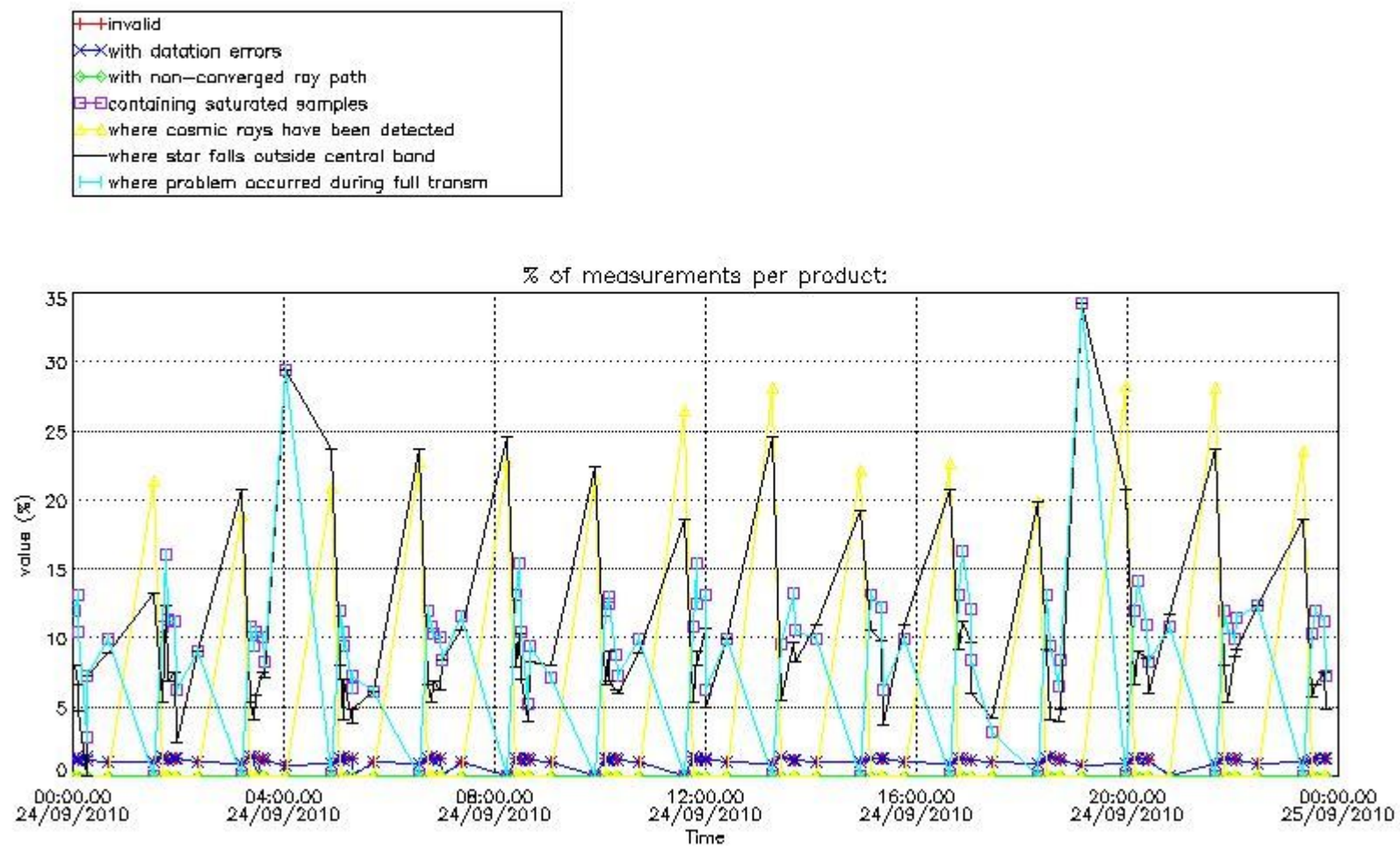
In this section it is plotted some information contained in the Quality Summary data set of the level 2 products that comes from the level 1b processing. Products without errors (error flag in the MPH set to "0") are used.

4.1 Plot quality information per product (time dependant) coming from level 1b processing

4.1.1 Plot level 1 quality information per product (time dependant): ENVISAT ASCENDING passes



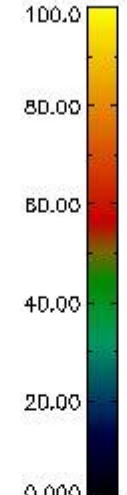
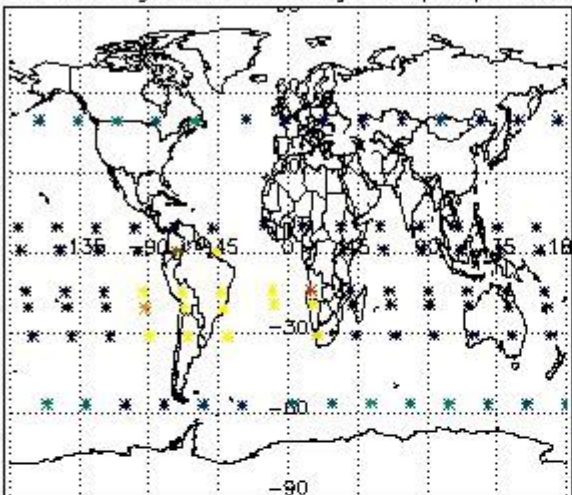
4.1.2 Plot level 1 quality information per product (time dependant): ENVISAT DESCENDING passes



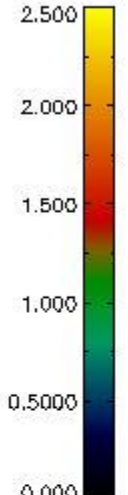
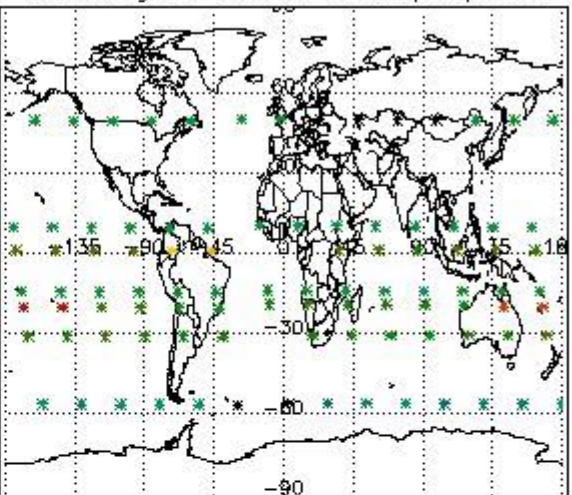
4.2 Plot quality information per product coming from level 1b processing (world map)

4.2.1 Plot level 1 quality information per product (world map): ENVISAT ASCENDING passes

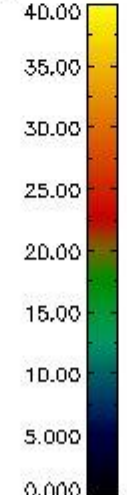
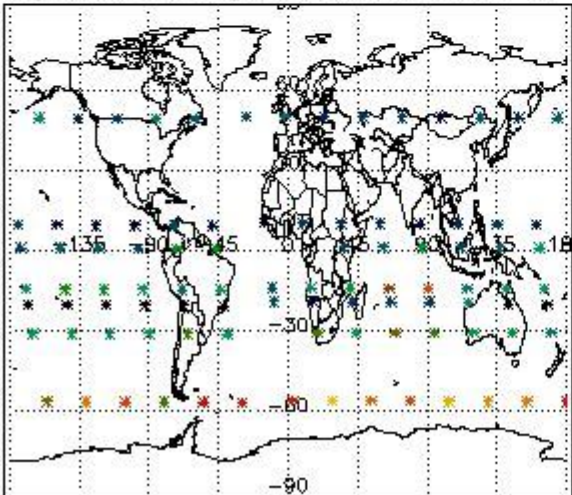
Percentage of cosmic ray hits per profile



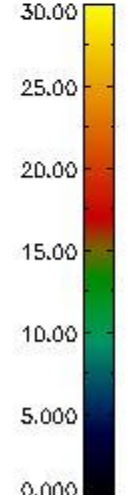
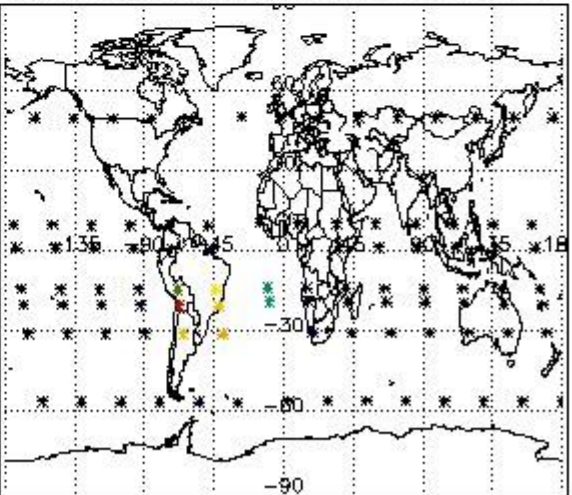
Percentage of datation errors per profile



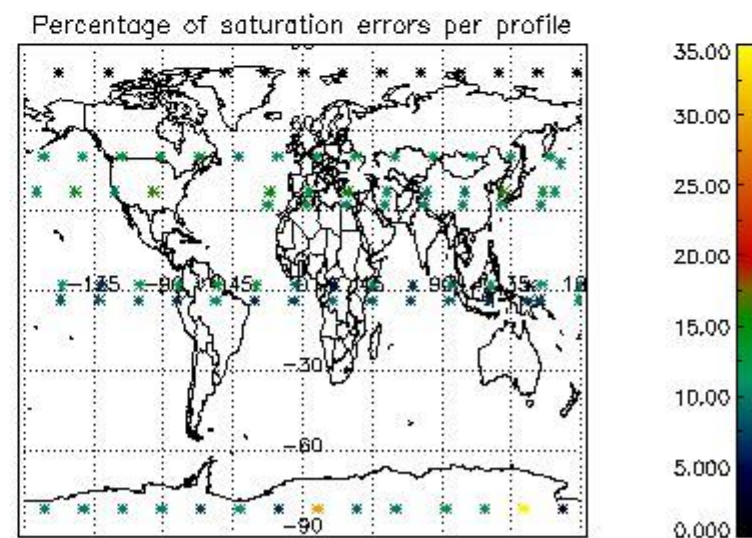
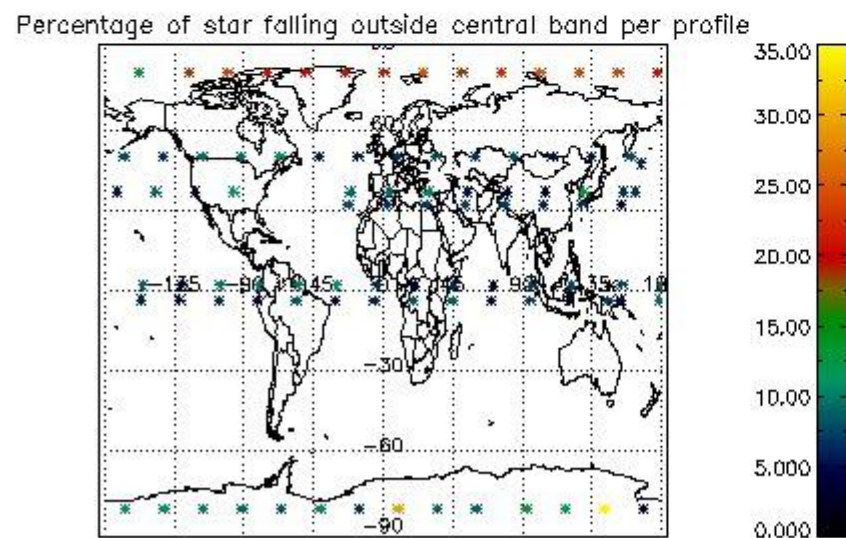
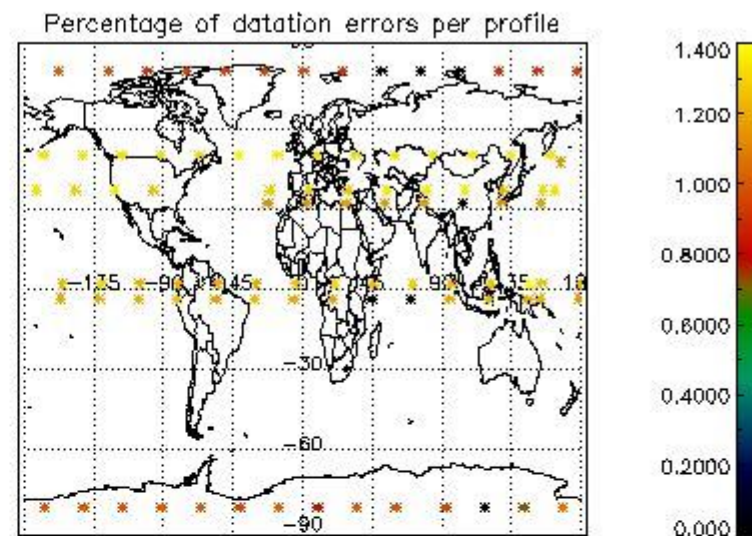
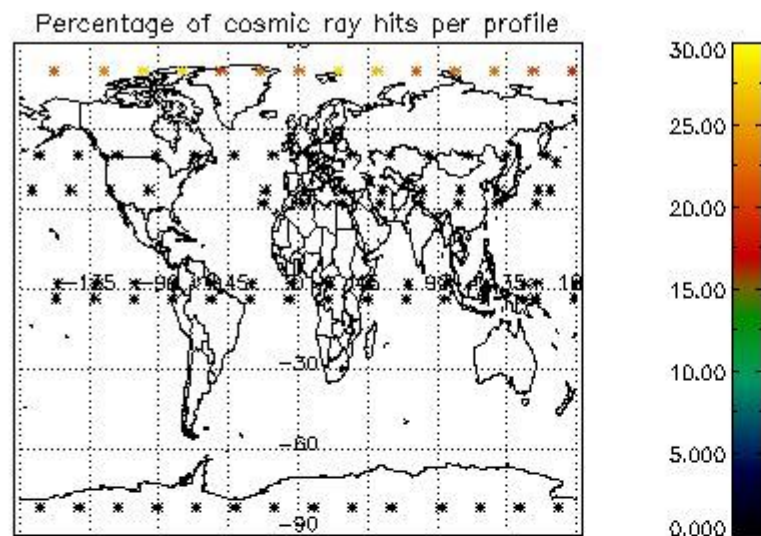
Percentage of star falling outside central band per profile



Percentage of saturation errors per profile



4.2.2 Plot level 1 quality information per product (world map): ENVISAT DESCENDING passes



5. Trace gas profiles

5.1 Ozone statistics based on quality of products

The final quality of the products can be "measured" using the STD (Standard Deviation) attached to every point profile. This information is written to the parameter GOM_NL__2P/NL_LOCAL_SPECIES_DENSITY/o3_std of the level 2 products. The table below shows the statistics for given STD ranges.

The statistics are given with respect to the overall valid production:

- Products without fatal errors: GOM_NL__2P/MPH/PRODUCT_ERR=0
- Valid point profile: GOM_NL__2P/NL_LOCAL_SPECIES_DENSITY/pcd(0)=0

The 'Criteria' is applied to valid points of dark limb products:

- Products in dark limb illumination condition: GOM_NL__2P/NL_SUMMARY_QUALITY/obs_ill_cond=0
- Products without fatal errors: GOM_NL__2P/MPH/PRODUCT_ERR=0
- Valid point profile: GOM_NL__2P/NL_LOCAL_SPECIES_DENSITY/pcd(0)=0

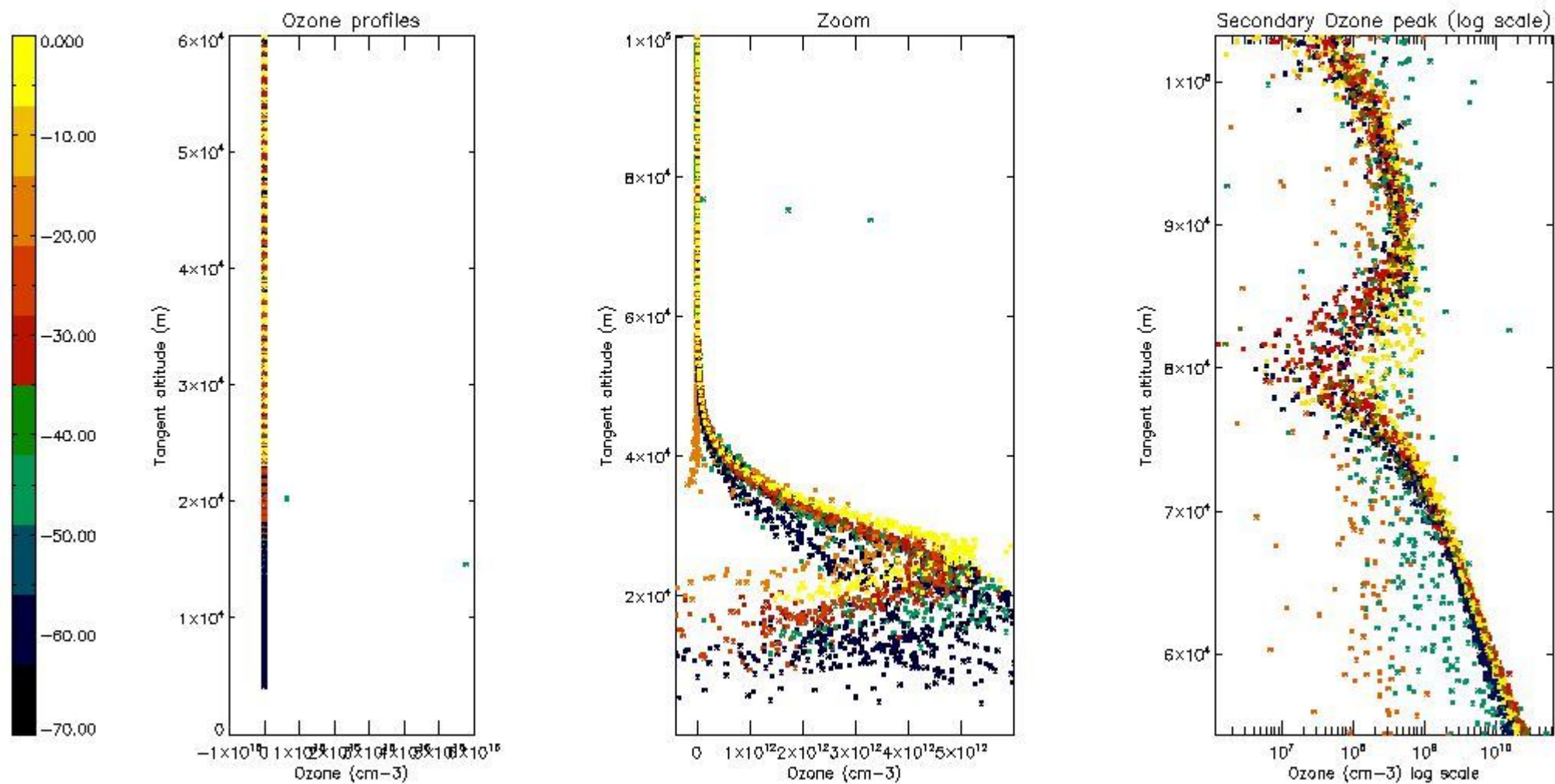
So, the table below shows the percentage of dark limb and valid observations for each criteria with respect to the overall valid daily observations.

Criteria	% of total production
All STD	46
STD < 20	26

STD < 10	19
STD < 5	16

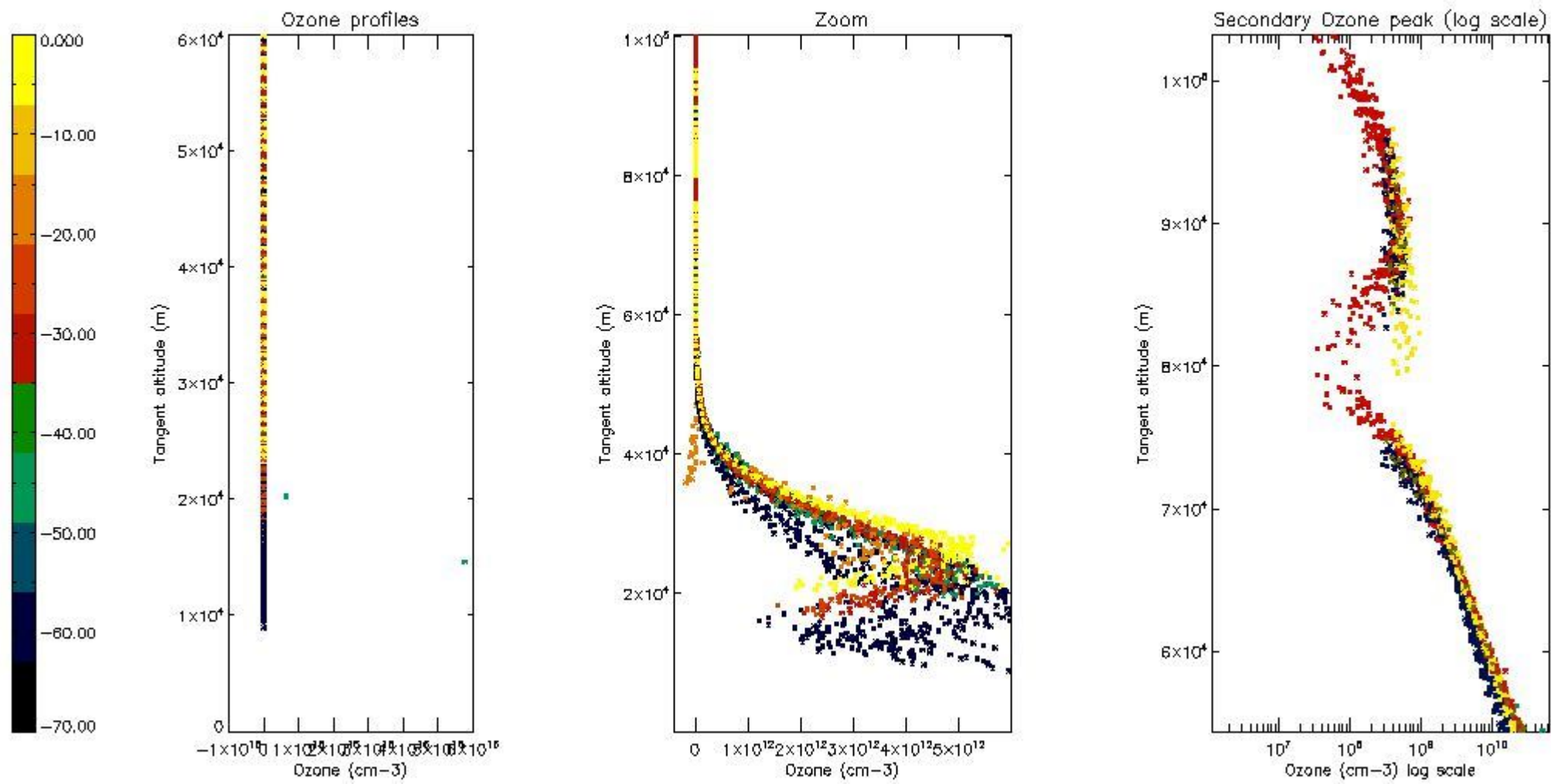
5.2 Plot ozone profiles for all STD (dark without errors)

The colorbar represents the latitude.



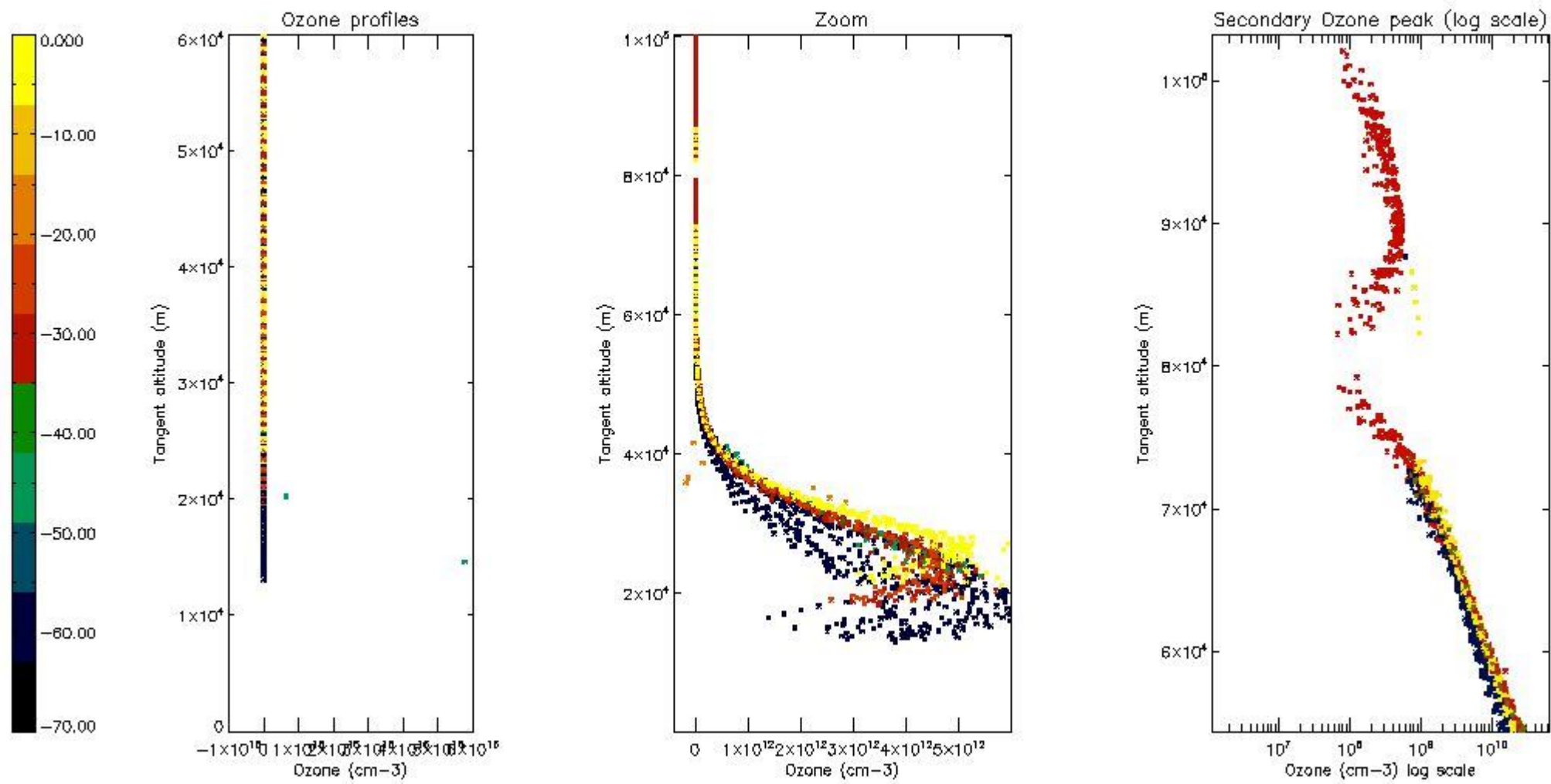
5.3 Plot ozone profiles where STD < 20% (dark without errors)

The colorbar represents the latitude.



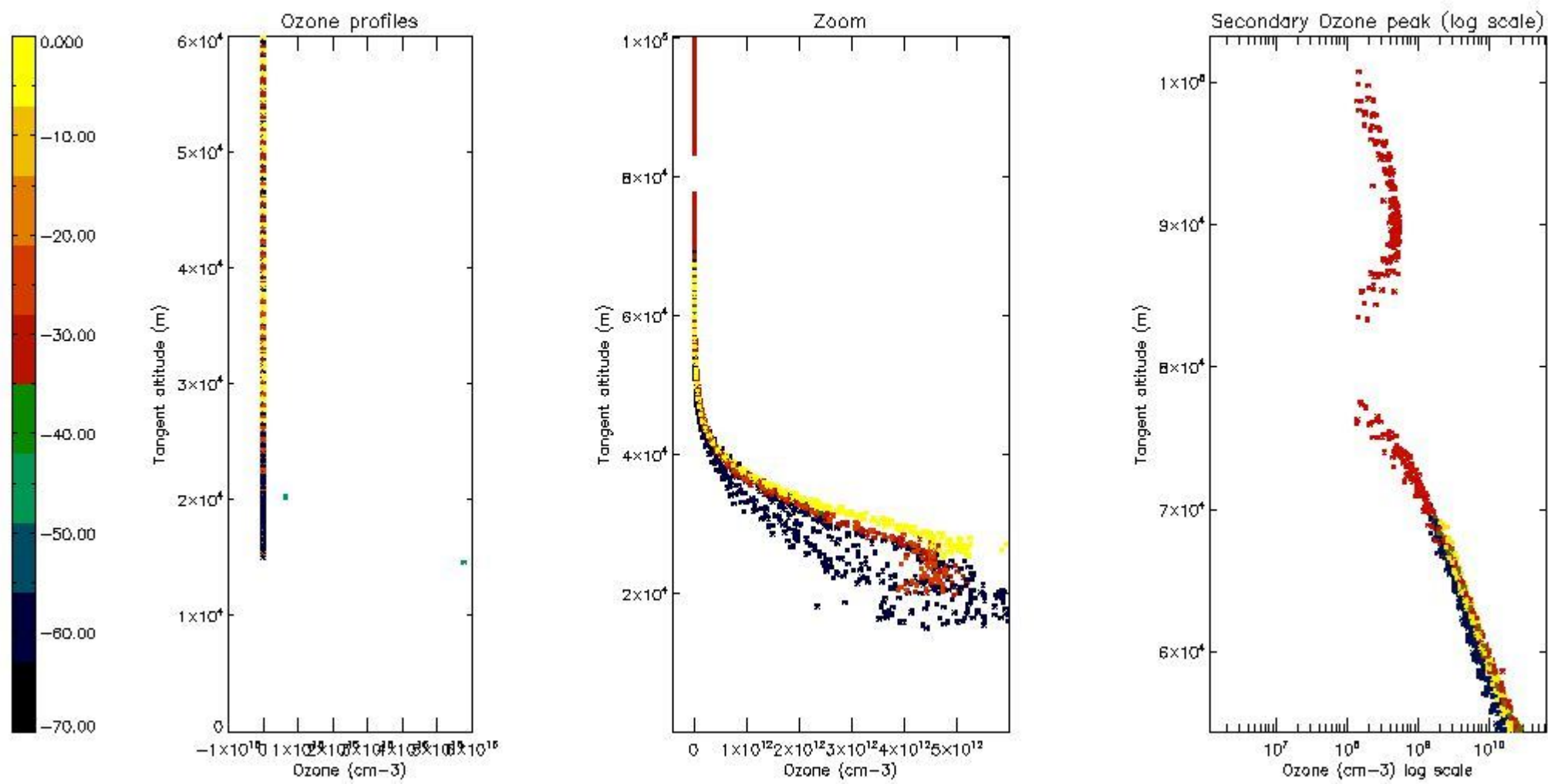
5.4 Plot ozone profiles where STD < 10% (dark without errors)

The colorbar represents the latitude.



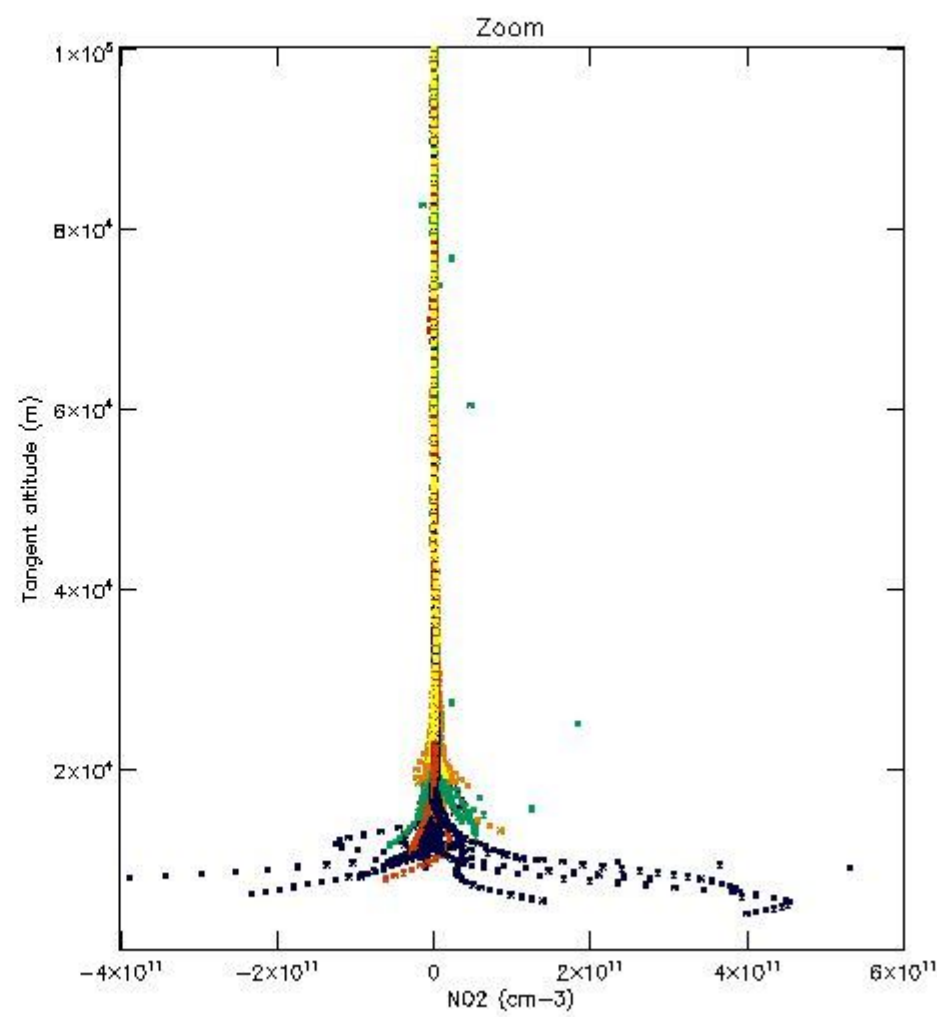
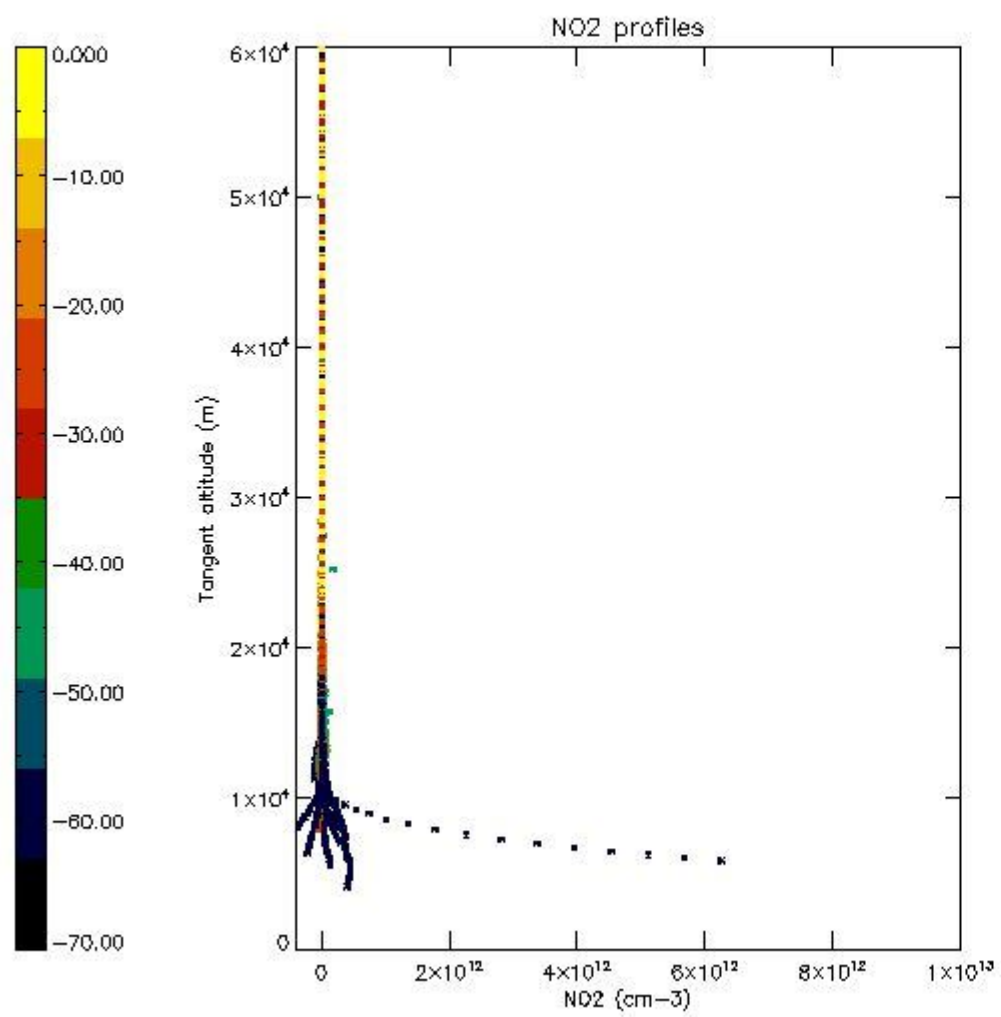
5.5 Plot ozone profiles where $STD < 5\%$ (dark without errors)

The colorbar represents the latitude.



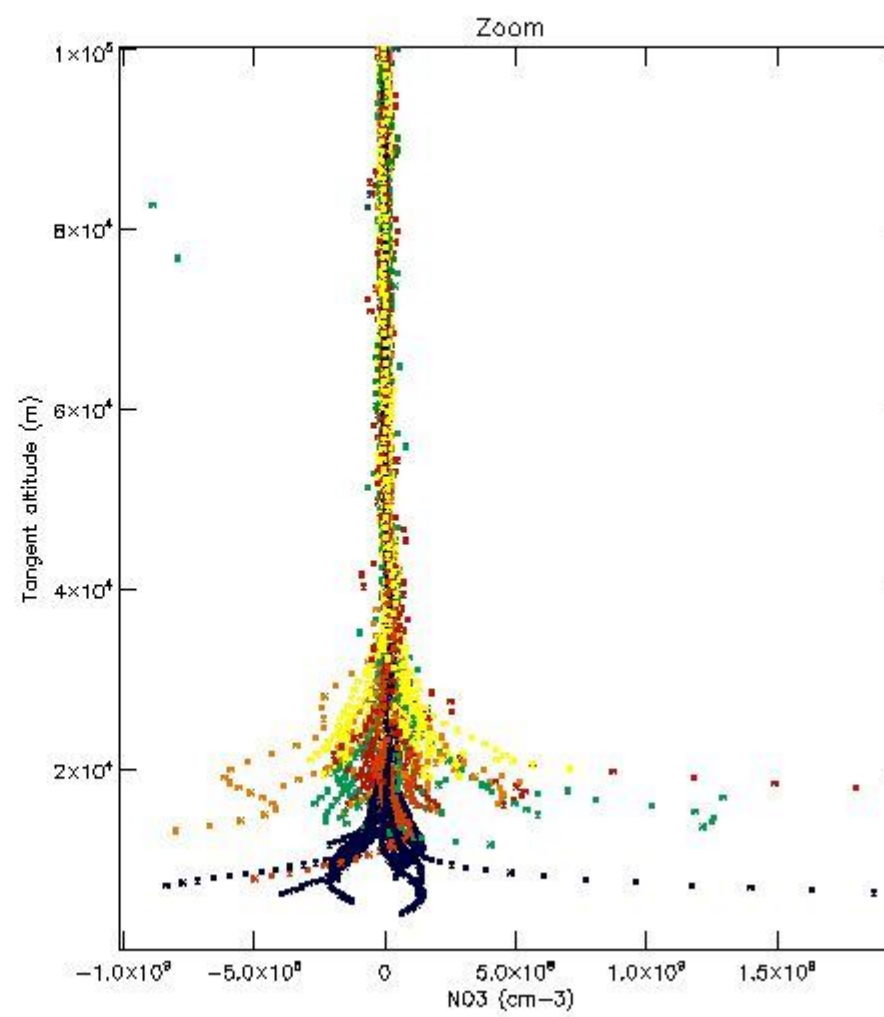
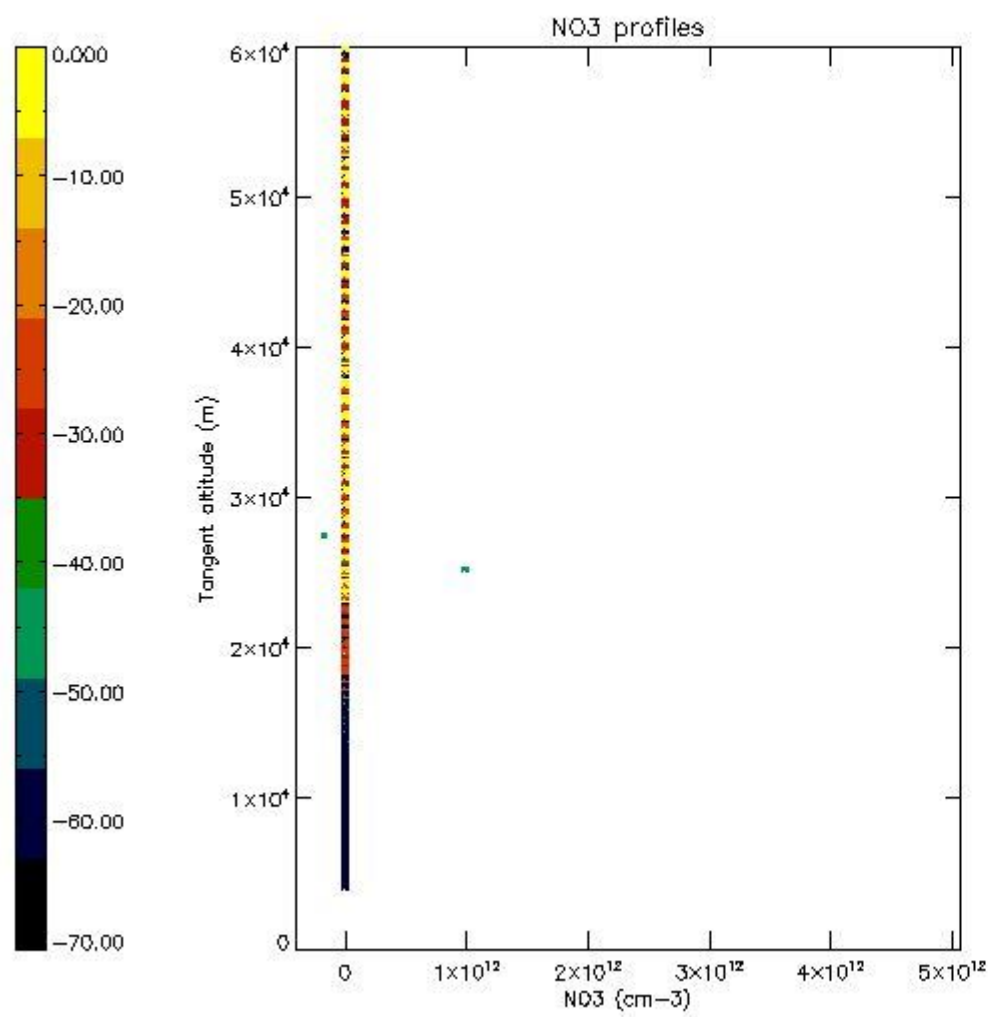
5.6 Plot NO₂ profiles for all STD (dark without errors)

The colorbar represents the latitude.



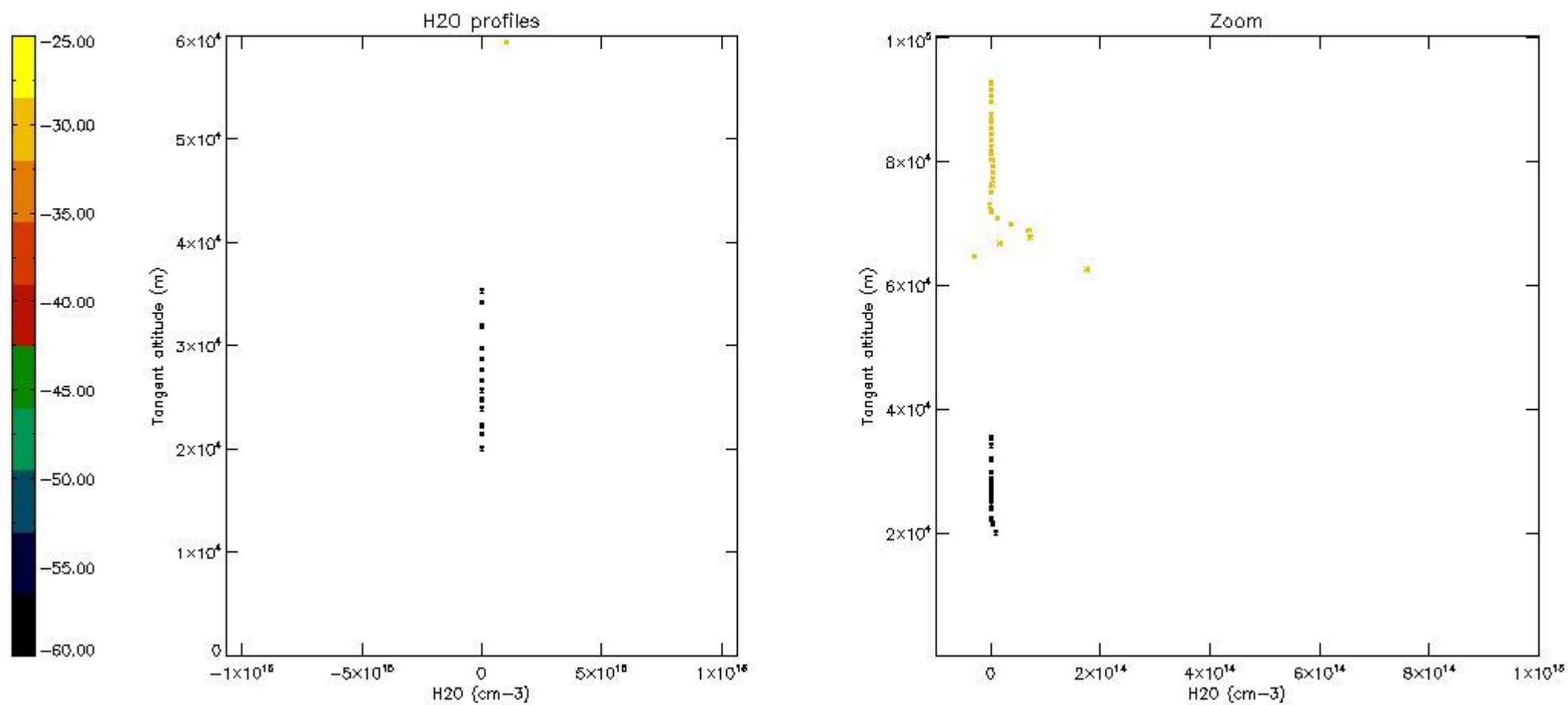
5.7 Plot NO3 profiles for all STD (dark without errors)

The colorbar represents the latitude.



5.8 Plot H₂O profiles for all STD (only for occultations of stars 1,2,3,4,13,14,16,26,63 dark without errors)

The colorbar represents the latitude.



6. Auxiliary Data Files used for the production reported in section 2

The number reported in the third column indicates since which file (see list in section 2) the corresponding auxiliary file has been used. The fourth column is the date of those product files.

Type	Auxiliary Filename	Used since product	Used since product date
INST_PHYS_CHARACTERISTICS	GOM_INS_AXVIEC20091111_143220_20030716_120000_20500101_000000	1	24-SEP-2010 00:01:41
LEVEL-2_PROC_CONFIG	GOM_PR2_AXVIEC20091111_152718_20020301_000000_20500101_000000	1	24-SEP-2010 00:01:41
CROSS_SECTIONS_FILE	GOM_CRS_AXVIEC20091111_154832_20020301_000000_20500101_000000	1	24-SEP-2010 00:01:41

GOMOS Level 2 Daily Report

SUMMARY

[1. General Info](#)

[2. Summary of processed GOM_NL_2P products](#)

[3. Level 2 Quality information per product](#)

[3.1 Plot of level 2 quality information per product \(time dependant\)](#)

[3.2 Plot of level 2 quality information per product \(world map\)](#)

[4. Level 1 Quality information per product \(stored on level 2 products\)](#)

[4.1 Plot of level 1 quality information per product \(time dependant\)](#)

[4.1.1 Plot of level 1 quality information per product \(time dependant\): ASCENDING](#)

[4.1.2 Plot of level 1 quality information per product \(time dependant\): DESCENDING](#)

[4.2 Plot of level 1 quality information per product \(world map\)](#)

[4.2.1 Plot of level 1 quality information per product \(world map\): ASCENDING](#)

[4.2.2 Plot of level 1 quality information per product \(world map\): DESCENDING](#)

[5. Ozone profiles based on quality statistics and other trace gas profiles](#)

[5.1 Ozone statistics based on quality of products](#)

[5.2 Plot ozone profiles for all STD \(dark without errors\)](#)

[5.3 Plot ozone profiles where STD < 20% \(dark without errors\)](#)

[5.4. Plot ozone profiles where STD < 10% \(dark without errors\)](#)

[5.5. Plot ozone profiles where STD < 5% \(dark without errors\)](#)

[5.6 Plot NO2 profiles for all STD \(dark without errors\)](#)

[5.7 Plot NO3 profiles for all STD \(dark without errors\)](#)

[5.8 Plot H2O profiles \(only for occultations of stars 1,2,3,4,13,14,16,26,63 dark without errors\) for all STD](#)

[6. Auxiliary Data Files used for the production reported in section 2](#)

This report presents the daily analysis on parameters extracted from GOMOS level 2 data (GOM_NL__2P). It is intended to monitor some important parameters that will impact the quality of these products. A list of level 2 products (and content) that have arrived during the reporting day to the PCF is also given.

Item	Value
Time of report generation	29APR2013 15:25:28
Data source version	GOMOS/6.01
Start time of products	24-09-2010 (24SEP2010 00:00:00)
Stop time of products	25-09-2010 (25SEP2010 00:00:00)
Store outputs in DB	Yes
Nb of level 2 prods	189
Nb of prods with errors	0

2. Summary of processed GOM_NL__2P products.

Nr	Filename	UTC Start time	Limb	Duration	Star Id	Star Name	Star Mag	Star Temp	Nb Meas	Orbit	Prod. error
1	GOM_NL__2PRFIN20100924_000141_000000382093_00145_44788_9802.N1	24-SEP-2010 00:01:41	Bright	37.500	90	54Alp Peg	2.4870	11000.	75	44788	No
2	GOM_NL__2PRFIN20100924_000525_000000382093_00145_44788_9803.N1	24-SEP-2010 00:05:25	Bright	38.000	93	53Bet Peg	2.5200	3100.0	76	44788	No
3	GOM_NL__2PRFIN20100924_000646_000000432093_00145_44788_9804.N1	24-SEP-2010 00:06:46	Bright	43.000	58	21Alp And	2.0730	11000.	86	44788	No
4	GOM_NL__2PRFIN20100924_001516_000000362093_00145_44788_9805.N1	24-SEP-2010 00:15:16	Bright	36.000	74	11Bet Cas	2.2680	6600.0	72	44788	No
5	GOM_NL__2PRFIN20100924_001650_000000422093_00145_44788_9806.N1	24-SEP-2010 00:16:50	Bright	41.500	76	27Gam Cas	2.3000	30000.	83	44788	No
6	GOM_NL__2PRFIN20100924_004030_000000512093_00145_44788_9807.N1	24-SEP-2010 00:40:30	Bright	50.500	24	66Alp Gem	1.5800	10200.	101	44788	No
7	GOM_NL__2PRFIN20100924_005006_000000622093_00145_44788_9808.N1	24-SEP-2010 00:50:06	Dark	61.500	8	10Alp CMi	0.40000	6500.0	123	44788	No
8	GOM_NL__2PRFIN20100924_005724_000000442093_00145_44788_9809.N1	24-SEP-2010 00:57:24	Dark	43.500	132	15Rho Pup	2.8030	6900.0	87	44788	No
9	GOM_NL__2PRFIN20100924_010021_000000492093_00145_44788_9810.N1	24-SEP-2010 01:00:21	Dark	49.000	1	9Alp CMa	-1.4400	11000.	98	44788	No
10	GOM_NL__2PRFIN20100924_010201_000000512093_00145_44788_9811.N1	24-SEP-2010 01:02:01	Dark	50.500	23	21Eps CMa	1.5020	26000.	101	44788	No
11	GOM_NL__2PRFIN20100924_010622_000000462093_00146_44789_9982.N1	24-SEP-2010 01:06:22	Dark	45.500	161	Tau Pup	2.9310	4500.0	91	44789	No
12	GOM_NL__2PRFIN20100924_010843_000000552093_00146_44789_9983.N1	24-SEP-2010 01:08:43	Dark	54.500	108	Alp Col	2.6520	15200.	109	44789	No
13	GOM_NL__2PRFIN20100924_012002_000000532093_00146_44789_9984.N1	24-SEP-2010 01:20:02	Straylight	53.000	157	The1Eri	2.9060	9300.0	106	44789	No
14	GOM_NL__2PRFIN20100924_013152_000000492093_00146_44789_9985.N1	24-SEP-2010 01:31:52	Twilight_and_stray	49.000	52	16Bet Cet	2.0370	4500.0	98	44789	No
15	GOM_NL__2PRFIN20100924_014216_000000372093_00146_44789_9986.N1	24-SEP-2010 01:42:16	Bright	37.000	90	54Alp Peg	2.4870	11000.	74	44789	No
16	GOM_NL__2PRFIN20100924_014600_000000412093_00146_44789_9987.N1	24-SEP-2010 01:46:00	Bright	40.500	93	53Bet Peg	2.5200	3100.0	81	44789	No
17	GOM_NL__2PRFIN20100924_014722_000000442093_00146_44789_9988.N1	24-SEP-2010 01:47:22	Bright	44.000	58	21Alp And	2.0730	11000.	88	44789	No
18	GOM_NL__2PRFIN20100924_015551_000000402093_00146_44789_9989.N1	24-SEP-2010 01:55:51	Bright	40.000	74	11Bet Cas	2.2680	6600.0	80	44789	No
19	GOM_NL__2PRFIN20100924_015725_000000412093_00146_44789_9990.N1	24-SEP-2010 01:57:25	Bright	40.500	76	27Gam Cas	2.3000	30000.	81	44789	No
20	GOM_NL__2PRFIN20100924_022106_000000502093_00146_44789_9991.N1	24-SEP-2010 02:21:06	Bright	50.000	24	66Alp Gem	1.5800	10200.	100	44789	No
21	GOM_NL__2PRFIN20100924_023043_000000612093_00146_44789_9992.N1	24-SEP-2010 02:30:43	Dark	60.500	8	10Alp CMi	0.40000	6500.0	121	44789	No
22	GOM_NL__2PRFIN20100924_023801_000000462093_00146_44789_9993.N1	24-SEP-2010 02:38:01	Dark	45.500	132	15Rho Pup	2.8030	6900.0	91	44789	No
23	GOM_NL__2PRFIN20100924_024059_000000492093_00146_44789_9994.N1	24-SEP-2010 02:40:59	Dark	49.000	1	9Alp CMa	-1.4400	11000.	98	44789	No
24	GOM_NL__2PRFIN20100924_024238_000000492093_00146_44789_9995.N1	24-SEP-2010 02:42:38	Dark	48.500	23	21Eps CMa	1.5020	26000.	97	44789	No
25	GOM_NL__2PRFIN20100924_024659_000000442093_00147_44790_9996.N1	24-SEP-2010 02:46:59	Dark	44.000	161	Tau Pup	2.9310	4500.0	88	44790	No
26	GOM_NL__2PRFIN20100924_024921_000000562093_00147_44790_9997.N1	24-SEP-2010 02:49:21	Dark	56.000	108	Alp Col	2.6520	15200.	112	44790	No
27	GOM_NL__2PRFIN20100924_030039_000000532093_00147_44790_9998.N1	24-SEP-2010 03:00:39	Straylight	53.000	157	The1Eri	2.9060	9300.0	106	44790	No
28	GOM_NL__2PRFIN20100924_031228_000000532093_00147_44790_9999.N1	24-SEP-2010 03:12:28	Twilight_and_stray	53.000	52	16Bet Cet	2.0370	4500.0	106	44790	No
29	GOM_NL__2PRFIN20100924_032252_000000372093_00147_44790_0000.N1	24-SEP-2010 03:22:52	Bright	37.000	90	54Alp Peg	2.4870	11000.	74	44790	No
30	GOM_NL__2PRFIN20100924_032636_000000372093_00147_44790_0001.N1	24-SEP-2010 03:26:36	Bright	37.000	93	53Bet Peg	2.5200	3100.0	74	44790	No
31	GOM_NL__2PRFIN20100924_032757_000000432093_00147_44790_0002.N1	24-SEP-2010 03:27:57	Bright	43.000	58	21Alp And	2.0730	11000.	86	44790	No
32	GOM_NL__2PRFIN20100924_033627_000000402093_00147_44790_0003.N1	24-SEP-2010 03:36:27	Bright	40.000	74	11Bet Cas	2.2680	6600.0	80	44790	No
33	GOM_NL__2PRFIN20100924_033801_000000422093_00147_44790_0004.N1	24-SEP-2010 03:38:01	Bright	42.000	76	27Gam Cas	2.3000	30000.	84	44790	No
34	GOM_NL__2PRFIN20100924_040142_000000652093_00147_44790_0005.N1	24-SEP-2010 04:01:42	Bright	64.500	24	66Alp Gem	1.5800	10200.	129	44790	No
35	GOM_NL__2PRFIN20100924_041119_000000592093_00147_44790_0006.N1	24-SEP-2010 04:11:19	Dark	58.500	8	10Alp CMi	0.40000	6500.0	117	44790	No
36	GOM_NL__2PRFIN20100924_041838_000000442093_00147_44790_0007.N1	24-SEP-2010 04:18:38	Dark	43.500	132	15Rho Pup	2.8030	6900.0	87	44790	No
37	GOM_NL__2PRFIN20100924_042136_000000432093_00147_44790_0008.N1	24-SEP-2010 04:21:36	Dark	43.000	1	9Alp CMa	-1.4400	11000.	86	44790	No
38	GOM_NL__2PRFIN20100924_042315_000000512093_00147_44790_0009.N1	24-SEP-2010 04:23:15	Dark	50.500	23	21Eps CMa	1.5020	26000.	101	44790	No
39	GOM_NL__2PRFIN20100924_042735_000000412093_00148_44791_0005.N1	24-SEP-2010 04:27:35	Dark	40.500	161	Tau Pup	2.9310	4500.0	81	44791	No
40	GOM_NL__2PRFIN20100924_042958_000000542093_00148_44791_0006.N1	24-SEP-2010 04:29:58	Dark	53.500	108	Alp Col	2.6520	15200.	107	44791	No
41	GOM_NL__2PRFIN20100924_044116_000000522093_00148_44791_0007.N1	24-SEP-2010 04:41:16	Straylight	51.500	157	The1Eri	2.9060	9300.0	103	44791	No
42	GOM_NL__2PRFIN20100924_045305_000000552093_00148_44791_0008.N1	24-SEP-2010 04:53:05	Twilight_and_stray	55.000	52	16Bet Cet	2.0370	4500.0	110	44791	No

43	GOM_NL__2PRFIN20100924_050328_000000382093_00148_44791_0009.N1	24-SEP-2010 05:03:28	Bright	37.500	90	54Alp Peg	2.4870	11000.	75	44791	No
44	GOM_NL__2PRFIN20100924_050712_000000372093_00148_44791_0010.N1	24-SEP-2010 05:07:12	Bright	37.000	93	53Bet Peg	2.5200	3100.0	74	44791	No
45	GOM_NL__2PRFIN20100924_050833_000000432093_00148_44791_0011.N1	24-SEP-2010 05:08:33	Bright	43.000	58	21Alp And	2.0730	11000.	86	44791	No
46	GOM_NL__2PRFIN20100924_051703_000000392093_00148_44791_0012.N1	24-SEP-2010 05:17:03	Bright	39.000	74	11Bet Cas	2.2680	6600.0	78	44791	No
47	GOM_NL__2PRFIN20100924_051837_000000412093_00148_44791_0013.N1	24-SEP-2010 05:18:37	Bright	41.000	76	27Gam Cas	2.3000	30000.	82	44791	No
48	GOM_NL__2PRFIN20100924_054219_000000492093_00148_44791_0014.N1	24-SEP-2010 05:42:19	Bright	49.000	24	66Alp Gem	1.5800	10200.	98	44791	No
49	GOM_NL__2PRFIN20100924_055156_000000652093_00148_44791_0015.N1	24-SEP-2010 05:51:56	Dark	64.500	8	10Alp CMi	0.40000	6500.0	129	44791	No
50	GOM_NL__2PRFIN20100924_055914_000000432093_00148_44791_0016.N1	24-SEP-2010 05:59:14	Dark	42.500	132	15Rho Pup	2.8030	6900.0	85	44791	No
51	GOM_NL__2PRFIN20100924_060214_000000432093_00148_44791_0017.N1	24-SEP-2010 06:02:14	Dark	43.000	1	9Alp CMa	-1.4400	11000.	86	44791	No
52	GOM_NL__2PRFIN20100924_060352_000000532093_00148_44791_0018.N1	24-SEP-2010 06:03:52	Dark	52.500	23	21Eps CMa	1.5020	26000.	105	44791	No
53	GOM_NL__2PRFIN20100924_060813_000000412093_00149_44792_0019.N1	24-SEP-2010 06:08:13	Dark	40.500	161	Tau Pup	2.9310	4500.0	81	44792	No
54	GOM_NL__2PRFIN20100924_061035_000000552093_00149_44792_0020.N1	24-SEP-2010 06:10:35	Dark	55.000	108	Alp Col	2.6520	15200.	110	44792	No
55	GOM_NL__2PRFIN20100924_062152_000000512093_00149_44792_0021.N1	24-SEP-2010 06:21:52	Straylight	51.000	157	The1Eri	2.9060	9300.0	102	44792	No
56	GOM_NL__2PRFIN20100924_063341_000000552093_00149_44792_0022.N1	24-SEP-2010 06:33:41	Tw_i_and_stray	55.000	52	16Bet Cet	2.0370	4500.0	110	44792	No
57	GOM_NL__2PRFIN20100924_064404_000000382093_00149_44792_0023.N1	24-SEP-2010 06:44:04	Bright	37.500	90	54Alp Peg	2.4870	11000.	75	44792	No
58	GOM_NL__2PRFIN20100924_064748_000000372093_00149_44792_0024.N1	24-SEP-2010 06:47:48	Bright	37.000	93	53Bet Peg	2.5200	3100.0	74	44792	No
59	GOM_NL__2PRFIN20100924_064909_000000442093_00149_44792_0025.N1	24-SEP-2010 06:49:09	Bright	43.500	58	21Alp And	2.0730	11000.	87	44792	No
60	GOM_NL__2PRFIN20100924_065738_000000402093_00149_44792_0026.N1	24-SEP-2010 06:57:38	Bright	40.000	74	11Bet Cas	2.2680	6600.0	80	44792	No
61	GOM_NL__2PRFIN20100924_065912_000000422093_00149_44792_0027.N1	24-SEP-2010 06:59:12	Bright	41.500	76	27Gam Cas	2.3000	30000.	83	44792	No
62	GOM_NL__2PRFIN20100924_072255_000000522093_00149_44792_0028.N1	24-SEP-2010 07:22:55	Bright	52.000	24	66Alp Gem	1.5800	10200.	104	44792	No
63	GOM_NL__2PRFIN20100924_073233_000000672093_00149_44792_0029.N1	24-SEP-2010 07:32:33	Dark	67.000	8	10Alp CMi	0.40000	6500.0	134	44792	No
64	GOM_NL__2PRFIN20100924_073951_000000442093_00149_44792_0030.N1	24-SEP-2010 07:39:51	Dark	44.000	132	15Rho Pup	2.8030	6900.0	88	44792	No
65	GOM_NL__2PRFIN20100924_074251_000000362093_00149_44792_0031.N1	24-SEP-2010 07:42:51	Dark	36.000	1	9Alp CMa	-1.4400	11000.	72	44792	No
66	GOM_NL__2PRFIN20100924_074429_000000542093_00149_44792_0032.N1	24-SEP-2010 07:44:29	Dark	53.500	23	21Eps CMa	1.5020	26000.	107	44792	No
67	GOM_NL__2PRFIN20100924_074849_000000412093_00150_44793_0055.N1	24-SEP-2010 07:48:49	Dark	41.000	161	Tau Pup	2.9310	4500.0	82	44793	No
68	GOM_NL__2PRFIN20100924_075113_000000552093_00150_44793_0056.N1	24-SEP-2010 07:51:13	Dark	54.500	108	Alp Col	2.6520	15200.	109	44793	No
69	GOM_NL__2PRFIN20100924_080229_000000542093_00150_44793_0057.N1	24-SEP-2010 08:02:29	Straylight	53.500	157	The1Eri	2.9060	9300.0	107	44793	No
70	GOM_NL__2PRFIN20100924_081417_000000552093_00150_44793_0058.N1	24-SEP-2010 08:14:17	Tw_i_and_stray	55.000	52	16Bet Cet	2.0370	4500.0	110	44793	No
71	GOM_NL__2PRFIN20100924_082440_000000382093_00150_44793_0059.N1	24-SEP-2010 08:24:40	Bright	38.000	90	54Alp Peg	2.4870	11000.	76	44793	No
72	GOM_NL__2PRFIN20100924_082824_000000392093_00150_44793_0060.N1	24-SEP-2010 08:28:24	Bright	39.000	93	53Bet Peg	2.5200	3100.0	78	44793	No
73	GOM_NL__2PRFIN20100924_082944_000000432093_00150_44793_0061.N1	24-SEP-2010 08:29:44	Bright	43.000	58	21Alp And	2.0730	11000.	86	44793	No
74	GOM_NL__2PRFIN20100924_083814_000000382093_00150_44793_0062.N1	24-SEP-2010 08:38:14	Bright	38.000	74	11Bet Cas	2.2680	6600.0	76	44793	No
75	GOM_NL__2PRFIN20100924_083947_000000432093_00150_44793_0063.N1	24-SEP-2010 08:39:47	Bright	42.500	76	27Gam Cas	2.3000	30000.	85	44793	No
76	GOM_NL__2PRFIN20100924_090331_000000502093_00150_44793_0064.N1	24-SEP-2010 09:03:31	Bright	49.500	24	66Alp Gem	1.5800	10200.	99	44793	No
77	GOM_NL__2PRFIN20100924_091310_000000592093_00150_44793_0065.N1	24-SEP-2010 09:13:10	Dark	58.500	8	10Alp CMi	0.40000	6500.0	117	44793	No
78	GOM_NL__2PRFIN20100924_092027_000000442093_00150_44793_0066.N1	24-SEP-2010 09:20:27	Dark	43.500	132	15Rho Pup	2.8030	6900.0	87	44793	No
79	GOM_NL__2PRFIN20100924_092328_000000362093_00150_44793_0067.N1	24-SEP-2010 09:23:28	Dark	36.000	1	9Alp CMa	-1.4400	11000.	72	44793	No
80	GOM_NL__2PRFIN20100924_092506_000000512093_00150_44793_0068.N1	24-SEP-2010 09:25:06	Dark	50.500	23	21Eps CMa	1.5020	26000.	101	44793	No
81	GOM_NL__2PRFIN20100924_092926_000000412093_00151_44794_0206.N1	24-SEP-2010 09:29:26	Dark	40.500	161	Tau Pup	2.9310	4500.0	81	44794	No
82	GOM_NL__2PRFIN20100924_093150_000000562093_00151_44794_0207.N1	24-SEP-2010 09:31:50	Dark	56.000	108	Alp Col	2.6520	15200.	112	44794	No
83	GOM_NL__2PRFIN20100924_094306_000000522093_00151_44794_0208.N1	24-SEP-2010 09:43:06	Straylight	52.000	157	The1Eri	2.9060	9300.0	104	44794	No
84	GOM_NL__2PRFIN20100924_095453_000000542093_00151_44794_0209.N1	24-SEP-2010 09:54:53	Tw_i_and_stray	53.500	52	16Bet Cet	2.0370	4500.0	107	44794	No
85	GOM_NL__2PRFIN20100924_100516_000000382093_00151_44794_0210.N1	24-SEP-2010 10:05:16	Bright	37.500	90	54Alp Peg	2.4870	11000.	75	44794	No
86	GOM_NL__2PRFIN20100924_100900_000000392093_00151_44794_0211.N1	24-SEP-2010 10:09:00	Bright	38.500	93	53Bet Peg	2.5200	3100.0	77	44794	No
87	GOM_NL__2PRFIN20100924_101019_000000442093_00151_44794_0212.N1	24-SEP-2010 10:10:19	Bright	44.000	58	21Alp And	2.0730	11000.	88	44794	No
88	GOM_NL__2PRFIN20100924_101849_000000402093_00151_44794_0213.N1	24-SEP-2010 10:18:49	Bright	40.000	74	11Bet Cas	2.2680	6600.0	80	44794	No
89	GOM_NL__2PRFIN20100924_102023_000000422093_00151_44794_0214.N1	24-SEP-2010 10:20:23	Bright	41.500	76	27Gam Cas	2.3000	30000.	83	44794	No
90	GOM_NL__2PRFIN20100924_104407_000000512093_00151_44794_0215.N1	24-SEP-2010 10:44:07	Bright	50.500	24	66Alp Gem	1.5800	10200.	101	44794	No
91	GOM_NL__2PRFIN20100924_105346_000000612093_00151_44794_0216.N1	24-SEP-2010 10:53:46	Dark	61.000	8	10Alp CMi	0.40000	6500.0	122	44794	No
92	GOM_NL__2PRFIN20100924_110104_000000422093_00151_44794_0217.N1	24-SEP-2010 11:01:04	Dark	41.500	132	15Rho Pup	2.8030	6900.0	83	44794	No
93	GOM_NL__2PRFIN20100924_110406_000000302093_00151_44794_0218.N1	24-SEP-2010 11:04:06	Dark	30.000	1	9Alp CMa	-1.4400	11000.	60	44794	No
94	GOM_NL__2PRFIN20100924_110543_000000512093_00151_44794_0219.N1	24-SEP-2010 11:05:43	Dark	51.000	23	21Eps CMa	1.5020	26000.	102	44794	No
95	GOM_NL__2PRFIN20100924_111002_000000432093_00152_44795_0228.N1	24-SEP-2010 11:10:02	Dark	43.000	161	Tau Pup	2.9310	4500.0	86	44795	No
96	GOM_NL__2PRFIN20100924_111227_000000552093_00152_44795_0229.N1	24-SEP-2010 11:12:27	Dark	55.000	108	Alp Col	2.6520	15200.	110	44795	No
97	GOM_NL__2PRFIN20100924_112343_000000512093_00152_44795_0230.N1	24-SEP-2010 11:23:43	Straylight	50.500	157	The1Eri	2.9060	9300.0	101	44795	No
98	GOM_NL__2PRFIN20100924_113529_000000512093_00152_44795_0231.N1	24-SEP-2010 11:35:29	Tw_i_and_stray	51.000	52	16Bet Cet	2.0370	4500.0	102	44795	No
99	GOM_NL__2PRFIN20100924_114552_000000372093_00152_44795_0232.N1	24-SEP-2010 11:45:52	Bright	37.000	90	54Alp Peg	2.4870	11000.	74	44795	No
100	GOM_NL__2PRFIN20100924_114935_000000392093_00152_44795_0233.N1	24-SEP-2010 11:49:35	Bright	39.000	93	53Bet Peg	2.5200	3100.0	78	44795	No
101	GOM_NL__2PRFIN20100924_115055_000000442093_00152_44795_0234.N1	24-SEP-2010 11:50:55	Bright	44.000	58	21Alp And	2.0730	11000.	88	44795	No

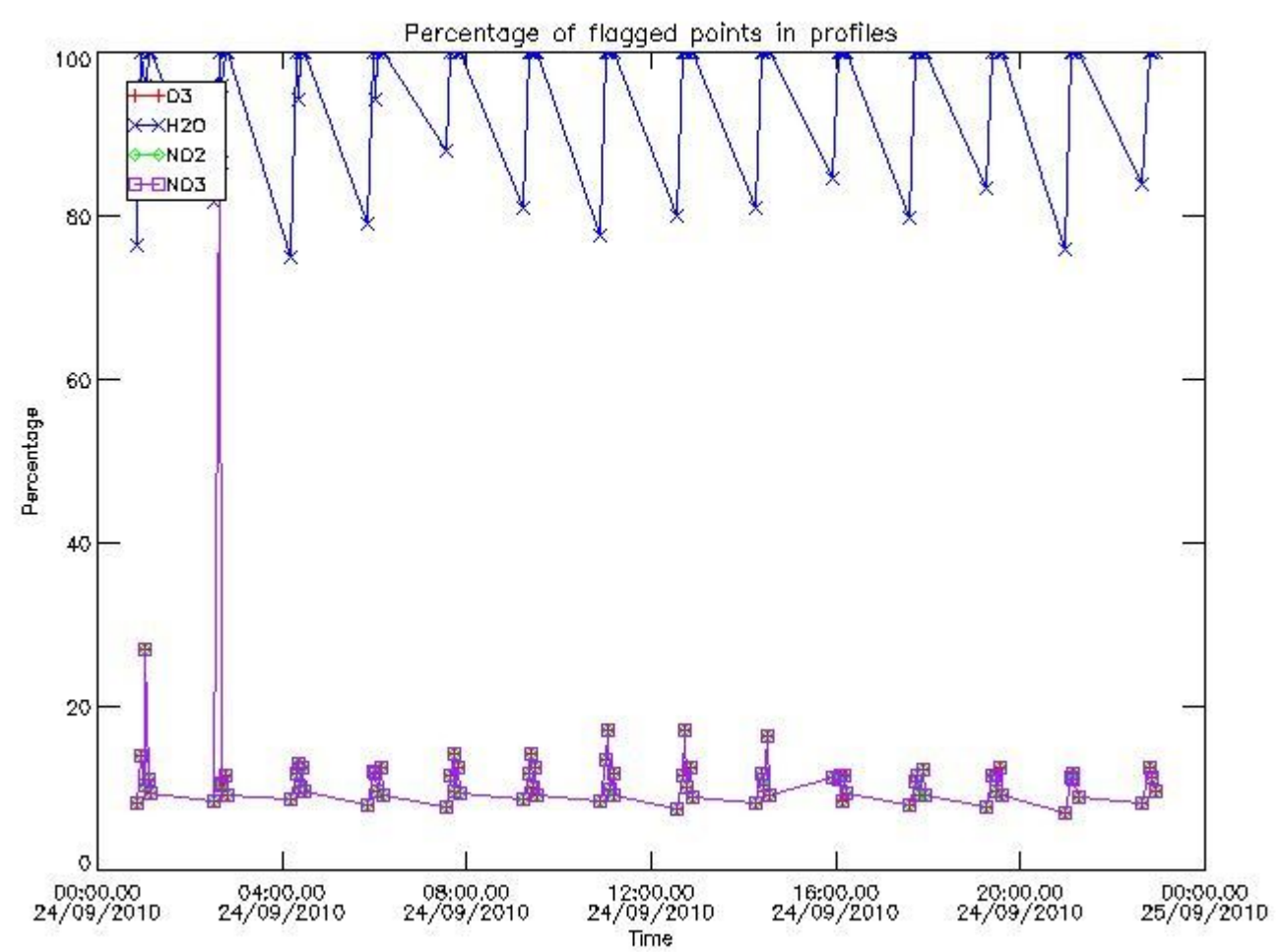
102	GOM_NL__2PRFIN20100924_115925_000000422093_00152_44795_0235.N1	24-SEP-2010 11:59:25	Bright	42.000	74	11Bet Cas	2.2680	6600.0	84	44795	No
103	GOM_NL__2PRFIN20100924_120058_000000412093_00152_44795_0236.N1	24-SEP-2010 12:00:58	Bright	40.500	76	27Gam Cas	2.3000	30000.	81	44795	No
104	GOM_NL__2PRFIN20100924_122443_000000512093_00152_44795_0237.N1	24-SEP-2010 12:24:43	Bright	50.500	24	66Alp Gem	1.5800	10200.	101	44795	No
105	GOM_NL__2PRFIN20100924_123423_000000682093_00152_44795_0238.N1	24-SEP-2010 12:34:23	Dark	68.000	8	10Alp CMi	0.40000	6500.0	136	44795	No
106	GOM_NL__2PRFIN20100924_124141_000000442093_00152_44795_0239.N1	24-SEP-2010 12:41:41	Dark	44.000	132	15Rho Pup	2.8030	6900.0	88	44795	No
107	GOM_NL__2PRFIN20100924_124443_000000302093_00152_44795_0240.N1	24-SEP-2010 12:44:43	Dark	30.000	1	9Alp CMA	-1.4400	11000.	60	44795	No
108	GOM_NL__2PRFIN20100924_124620_000000512093_00152_44795_0241.N1	24-SEP-2010 12:46:20	Dark	50.500	23	21Eps CMA	1.5020	26000.	101	44795	No
109	GOM_NL__2PRFIN20100924_125039_000000412093_00153_44796_0289.N1	24-SEP-2010 12:50:39	Dark	41.000	161	Tau Pup	2.9310	4500.0	82	44796	No
110	GOM_NL__2PRFIN20100924_125305_000000572093_00153_44796_0290.N1	24-SEP-2010 12:53:05	Dark	56.500	108	Alp Col	2.6520	15200.	113	44796	No
111	GOM_NL__2PRFIN20100924_130419_000000522093_00153_44796_0291.N1	24-SEP-2010 13:04:19	Straylight	52.000	157	The1Eri	2.9060	9300.0	104	44796	No
112	GOM_NL__2PRFIN20100924_131605_000000552093_00153_44796_0292.N1	24-SEP-2010 13:16:05	Tw_i_and_stray	55.000	52	16Bet Cet	2.0370	4500.0	110	44796	No
113	GOM_NL__2PRFIN20100924_132628_000000372093_00153_44796_0293.N1	24-SEP-2010 13:26:28	Bright	36.500	90	54Alp Peg	2.4870	11000.	73	44796	No
114	GOM_NL__2PRFIN20100924_134000_000000422093_00153_44796_0294.N1	24-SEP-2010 13:40:00	Bright	41.500	74	11Bet Cas	2.2680	6600.0	83	44796	No
115	GOM_NL__2PRFIN20100924_134134_000000432093_00153_44796_0295.N1	24-SEP-2010 13:41:34	Bright	42.500	76	27Gam Cas	2.3000	30000.	85	44796	No
116	GOM_NL__2PRFIN20100924_140519_000000512093_00153_44796_0296.N1	24-SEP-2010 14:05:19	Bright	50.500	24	66Alp Gem	1.5800	10200.	101	44796	No
117	GOM_NL__2PRFIN20100924_141459_000000692093_00153_44796_0297.N1	24-SEP-2010 14:14:59	Dark	68.500	8	10Alp CMi	0.40000	6500.0	137	44796	No
118	GOM_NL__2PRFIN20100924_142217_000000442093_00153_44796_0298.N1	24-SEP-2010 14:22:17	Dark	43.500	132	15Rho Pup	2.8030	6900.0	87	44796	No
119	GOM_NL__2PRFIN20100924_142531_000000462093_00153_44796_0299.N1	24-SEP-2010 14:25:31	Dark	46.000	88	31Eta CMA	2.4480	20000.	92	44796	No
120	GOM_NL__2PRFIN20100924_142657_000000502093_00153_44796_0300.N1	24-SEP-2010 14:26:57	Dark	49.500	23	21Eps CMA	1.5020	26000.	99	44796	No
121	GOM_NL__2PRFIN20100924_143115_000000412093_00154_44797_0315.N1	24-SEP-2010 14:31:15	Dark	40.500	161	Tau Pup	2.9310	4500.0	81	44797	No
122	GOM_NL__2PRFIN20100924_143342_000000562093_00154_44797_0316.N1	24-SEP-2010 14:33:42	Dark	55.500	108	Alp Col	2.6520	15200.	111	44797	No
123	GOM_NL__2PRFIN20100924_144456_000000502093_00154_44797_0317.N1	24-SEP-2010 14:44:56	Straylight	49.500	157	The1Eri	2.9060	9300.0	99	44797	No
124	GOM_NL__2PRFIN20100924_145641_000000522093_00154_44797_0318.N1	24-SEP-2010 14:56:41	Tw_i_and_stray	52.000	52	16Bet Cet	2.0370	4500.0	104	44797	No
125	GOM_NL__2PRFIN20100924_150703_000000382093_00154_44797_0319.N1	24-SEP-2010 15:07:03	Bright	38.000	90	54Alp Peg	2.4870	11000.	76	44797	No
126	GOM_NL__2PRFIN20100924_152036_000000412093_00154_44797_0320.N1	24-SEP-2010 15:20:36	Bright	41.000	74	11Bet Cas	2.2680	6600.0	82	44797	No
127	GOM_NL__2PRFIN20100924_152209_000000402093_00154_44797_0321.N1	24-SEP-2010 15:22:09	Bright	40.000	76	27Gam Cas	2.3000	30000.	80	44797	No
128	GOM_NL__2PRFIN20100924_154555_000000512093_00154_44797_0322.N1	24-SEP-2010 15:45:55	Bright	50.500	24	66Alp Gem	1.5800	10200.	101	44797	No
129	GOM_NL__2PRFIN20100924_155536_000000722093_00154_44797_0323.N1	24-SEP-2010 15:55:36	Dark	71.500	8	10Alp CMi	0.40000	6500.0	143	44797	No
130	GOM_NL__2PRFIN20100924_160254_000000462093_00154_44797_0324.N1	24-SEP-2010 16:02:54	Dark	46.000	132	15Rho Pup	2.8030	6900.0	92	44797	No
131	GOM_NL__2PRFIN20100924_160608_000000452093_00154_44797_0325.N1	24-SEP-2010 16:06:08	Dark	44.500	88	31Eta CMA	2.4480	20000.	89	44797	No
132	GOM_NL__2PRFIN20100924_160734_000000602093_00154_44797_0326.N1	24-SEP-2010 16:07:34	Dark	60.000	23	21Eps CMA	1.5020	26000.	120	44797	No
133	GOM_NL__2PRFIN20100924_161152_000000442093_00155_44798_0342.N1	24-SEP-2010 16:11:52	Dark	44.000	161	Tau Pup	2.9310	4500.0	88	44798	No
134	GOM_NL__2PRFIN20100924_161419_000000552093_00155_44798_0343.N1	24-SEP-2010 16:14:19	Dark	54.500	108	Alp Col	2.6520	15200.	109	44798	No
135	GOM_NL__2PRFIN20100924_162533_000000512093_00155_44798_0344.N1	24-SEP-2010 16:25:33	Straylight	50.500	157	The1Eri	2.9060	9300.0	101	44798	No
136	GOM_NL__2PRFIN20100924_163717_000000532093_00155_44798_0345.N1	24-SEP-2010 16:37:17	Tw_i_and_stray	53.000	52	16Bet Cet	2.0370	4500.0	106	44798	No
137	GOM_NL__2PRFIN20100924_164739_000000382093_00155_44798_0346.N1	24-SEP-2010 16:47:39	Bright	38.000	90	54Alp Peg	2.4870	11000.	76	44798	No
138	GOM_NL__2PRFIN20100924_165123_000000402093_00155_44798_0347.N1	24-SEP-2010 16:51:23	Bright	40.000	93	53Bet Peg	2.5200	3100.0	80	44798	No
139	GOM_NL__2PRFIN20100924_170112_000000422093_00155_44798_0348.N1	24-SEP-2010 17:01:12	Bright	41.500	74	11Bet Cas	2.2680	6600.0	83	44798	No
140	GOM_NL__2PRFIN20100924_170245_000000422093_00155_44798_0349.N1	24-SEP-2010 17:02:45	Bright	41.500	76	27Gam Cas	2.3000	30000.	83	44798	No
141	GOM_NL__2PRFIN20100924_172631_000000472093_00155_44798_0350.N1	24-SEP-2010 17:26:31	Bright	47.000	24	66Alp Gem	1.5800	10200.	94	44798	No
142	GOM_NL__2PRFIN20100924_173613_000000652093_00155_44798_0351.N1	24-SEP-2010 17:36:13	Dark	64.500	8	10Alp CMi	0.40000	6500.0	129	44798	No
143	GOM_NL__2PRFIN20100924_174330_000000472093_00155_44798_0352.N1	24-SEP-2010 17:43:30	Dark	47.000	132	15Rho Pup	2.8030	6900.0	94	44798	No
144	GOM_NL__2PRFIN20100924_174645_000000442093_00155_44798_0353.N1	24-SEP-2010 17:46:45	Dark	44.000	88	31Eta CMA	2.4480	20000.	88	44798	No
145	GOM_NL__2PRFIN20100924_174811_000000562093_00155_44798_0354.N1	24-SEP-2010 17:48:11	Dark	56.000	23	21Eps CMA	1.5020	26000.	112	44798	No
146	GOM_NL__2PRFIN20100924_175228_000000422093_00156_44799_0393.N1	24-SEP-2010 17:52:28	Dark	41.500	161	Tau Pup	2.9310	4500.0	83	44799	No
147	GOM_NL__2PRFIN20100924_175457_000000562093_00156_44799_0394.N1	24-SEP-2010 17:54:57	Dark	55.500	108	Alp Col	2.6520	15200.	111	44799	No
148	GOM_NL__2PRFIN20100924_180610_000000512093_00156_44799_0395.N1	24-SEP-2010 18:06:10	Straylight	51.000	157	The1Eri	2.9060	9300.0	102	44799	No
149	GOM_NL__2PRFIN20100924_181753_000000532093_00156_44799_0396.N1	24-SEP-2010 18:17:53	Tw_i_and_stray	53.000	52	16Bet Cet	2.0370	4500.0	106	44799	No
150	GOM_NL__2PRFIN20100924_182815_000000382093_00156_44799_0397.N1	24-SEP-2010 18:28:15	Bright	38.000	90	54Alp Peg	2.4870	11000.	76	44799	No
151	GOM_NL__2PRFIN20100924_183159_000000372093_00156_44799_0398.N1	24-SEP-2010 18:31:59	Bright	37.000	93	53Bet Peg	2.5200	3100.0	74	44799	No
152	GOM_NL__2PRFIN20100924_184147_000000392093_00156_44799_0399.N1	24-SEP-2010 18:41:47	Bright	38.500	74	11Bet Cas	2.2680	6600.0	77	44799	No
153	GOM_NL__2PRFIN20100924_184320_000000422093_00156_44799_0400.N1	24-SEP-2010 18:43:20	Bright	41.500	76	27Gam Cas	2.3000	30000.	83	44799	No
154	GOM_NL__2PRFIN20100924_190707_000000702093_00156_44799_0401.N1	24-SEP-2010 19:07:07	Bright	70.000	24	66Alp Gem	1.5800	10200.	140	44799	No
155	GOM_NL__2PRFIN20100924_191650_000000672093_00156_44799_0402.N1	24-SEP-2010 19:16:50	Dark	66.500	8	10Alp CMi	0.40000	6500.0	133	44799	No
156	GOM_NL__2PRFIN20100924_192407_000000452093_00156_44799_0403.N1	24-SEP-2010 19:24:07	Dark	44.500	132	15Rho Pup	2.8030	6900.0	89	44799	No
157	GOM_NL__2PRFIN20100924_192722_000000452093_00156_44799_0404.N1	24-SEP-2010 19:27:22	Dark	44.500	88	31Eta CMA	2.4480	20000.	89	44799	No
158	GOM_NL__2PRFIN20100924_192848_000000532093_00156_44799_0405.N1	24-SEP-2010 19:28:48	Dark	52.500	23	21Eps CMA	1.5020	26000.	105	44799	No
159	GOM_NL__2PRFIN20100924_193305_000000412093_00157_44800_0435.N1	24-SEP-2010 19:33:05	Dark	41.000	161	Tau Pup	2.9310	4500.0	82	44800	No
160	GOM_NL__2PRFIN20100924_193534_000000552093_00157_44800_0436.N1	24-SEP-2010 19:35:34	Dark	55.000	108	Alp Col	2.6520	15200.	110	44800	No

161	GOM_NL__2PRFIN20100924_194647_000000512093_00157_44800_0437.N1	24-SEP-2010 19:46:47	Straylight	50.500	157	The1Eri	2.9060	9300.0	101	44800	No
162	GOM_NL__2PRFIN20100924_195829_000000532093_00157_44800_0438.N1	24-SEP-2010 19:58:29	Tw_i_and_stray	53.000	52	16Bet Cet	2.0370	4500.0	106	44800	No
163	GOM_NL__2PRFIN20100924_200851_000000382093_00157_44800_0439.N1	24-SEP-2010 20:08:51	Bright	37.500	90	54Alp Peg	2.4870	11000.	75	44800	No
164	GOM_NL__2PRFIN20100924_201234_000000392093_00157_44800_0440.N1	24-SEP-2010 20:12:34	Bright	39.000	93	53Bet Peg	2.5200	3100.0	78	44800	No
165	GOM_NL__2PRFIN20100924_202223_000000412093_00157_44800_0441.N1	24-SEP-2010 20:22:23	Bright	41.000	74	11Bet Cas	2.2680	6600.0	82	44800	No
166	GOM_NL__2PRFIN20100924_202355_000000422093_00157_44800_0442.N1	24-SEP-2010 20:23:55	Bright	42.000	76	27Gam Cas	2.3000	30000.	84	44800	No
167	GOM_NL__2PRFIN20100924_204743_000000512093_00157_44800_0443.N1	24-SEP-2010 20:47:43	Bright	51.000	24	66Alp Gem	1.5800	10200.	102	44800	No
168	GOM_NL__2PRFIN20100924_205726_000000732093_00157_44800_0444.N1	24-SEP-2010 20:57:26	Dark	73.000	8	10Alp CMi	0.40000	6500.0	146	44800	No
169	GOM_NL__2PRFIN20100924_210443_000000452093_00157_44800_0445.N1	24-SEP-2010 21:04:43	Dark	45.000	132	15Rho Pup	2.8030	6900.0	90	44800	No
170	GOM_NL__2PRFIN20100924_210759_000000432093_00157_44800_0446.N1	24-SEP-2010 21:07:59	Dark	43.000	88	31Eta CMa	2.4480	20000.	86	44800	No
171	GOM_NL__2PRFIN20100924_210925_000000502093_00157_44800_0447.N1	24-SEP-2010 21:09:25	Dark	50.000	23	21Eps CMa	1.5020	26000.	100	44800	No
172	GOM_NL__2PRFIN20100924_211611_000000572093_00158_44801_0482.N1	24-SEP-2010 21:16:11	Dark	56.500	108	Alp Col	2.6520	15200.	113	44801	No
173	GOM_NL__2PRFIN20100924_212723_000000532093_00158_44801_0483.N1	24-SEP-2010 21:27:23	Straylight	53.000	157	The1Eri	2.9060	9300.0	106	44801	No
174	GOM_NL__2PRFIN20100924_213905_000000552093_00158_44801_0484.N1	24-SEP-2010 21:39:05	Tw_i_and_stray	55.000	52	16Bet Cet	2.0370	4500.0	110	44801	No
175	GOM_NL__2PRFIN20100924_214927_000000382093_00158_44801_0485.N1	24-SEP-2010 21:49:27	Bright	37.500	90	54Alp Peg	2.4870	11000.	75	44801	No
176	GOM_NL__2PRFIN20100924_215310_000000382093_00158_44801_0486.N1	24-SEP-2010 21:53:10	Bright	37.500	93	53Bet Peg	2.5200	3100.0	75	44801	No
177	GOM_NL__2PRFIN20100924_220258_000000412093_00158_44801_0487.N1	24-SEP-2010 22:02:58	Bright	40.500	74	11Bet Cas	2.2680	6600.0	81	44801	No
178	GOM_NL__2PRFIN20100924_220431_000000442093_00158_44801_0488.N1	24-SEP-2010 22:04:31	Bright	43.500	76	27Gam Cas	2.3000	30000.	87	44801	No
179	GOM_NL__2PRFIN20100924_222819_000000532093_00158_44801_0489.N1	24-SEP-2010 22:28:19	Bright	52.500	24	66Alp Gem	1.5800	10200.	105	44801	No
180	GOM_NL__2PRFIN20100924_223803_000000622093_00158_44801_0490.N1	24-SEP-2010 22:38:03	Dark	61.500	8	10Alp CMi	0.40000	6500.0	123	44801	No
181	GOM_NL__2PRFIN20100924_224835_000000452093_00158_44801_0491.N1	24-SEP-2010 22:48:35	Dark	45.000	88	31Eta CMa	2.4480	20000.	90	44801	No
182	GOM_NL__2PRFIN20100924_225002_000000492093_00158_44801_0492.N1	24-SEP-2010 22:50:02	Dark	49.000	23	21Eps CMa	1.5020	26000.	98	44801	No
183	GOM_NL__2PRFIN20100924_225649_000000532093_00159_44802_0496.N1	24-SEP-2010 22:56:49	Dark	53.000	108	Alp Col	2.6520	15200.	106	44802	No
184	GOM_NL__2PRFIN20100924_230800_000000522093_00159_44802_0497.N1	24-SEP-2010 23:08:00	Straylight	51.500	157	The1Eri	2.9060	9300.0	103	44802	No
185	GOM_NL__2PRFIN20100924_231941_000000512093_00159_44802_0498.N1	24-SEP-2010 23:19:41	Tw_i_and_stray	51.000	52	16Bet Cet	2.0370	4500.0	102	44802	No
186	GOM_NL__2PRFIN20100924_233046_000000442093_00159_44802_0499.N1	24-SEP-2010 23:30:46	Bright	43.500	140	88Gam Peg	2.8340	26000.	87	44802	No
187	GOM_NL__2PRFIN20100924_233346_000000382093_00159_44802_0500.N1	24-SEP-2010 23:33:46	Bright	37.500	93	53Bet Peg	2.5200	3100.0	75	44802	No
188	GOM_NL__2PRFIN20100924_234334_000000402093_00159_44802_0501.N1	24-SEP-2010 23:43:34	Bright	40.000	74	11Bet Cas	2.2680	6600.0	80	44802	No
189	GOM_NL__2PRFIN20100924_234506_000000412093_00159_44802_0502.N1	24-SEP-2010 23:45:06	Bright	41.000	76	27Gam Cas	2.3000	30000.	82	44802	No

3. Quality information per product

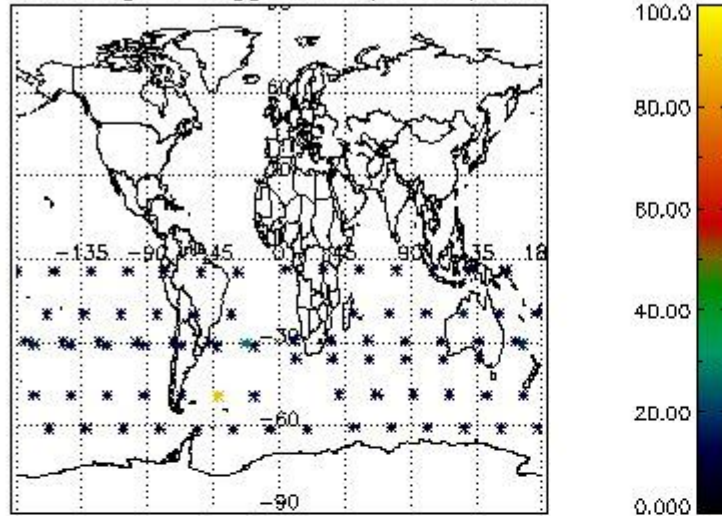
In this section it is plotted some information contained in the Quality Summary data set of the level 2 products. Only products in dark limb conditions and without errors (error flag in the MPH set to "0") are used.

3.1 Plot quality information per product (time dependant)

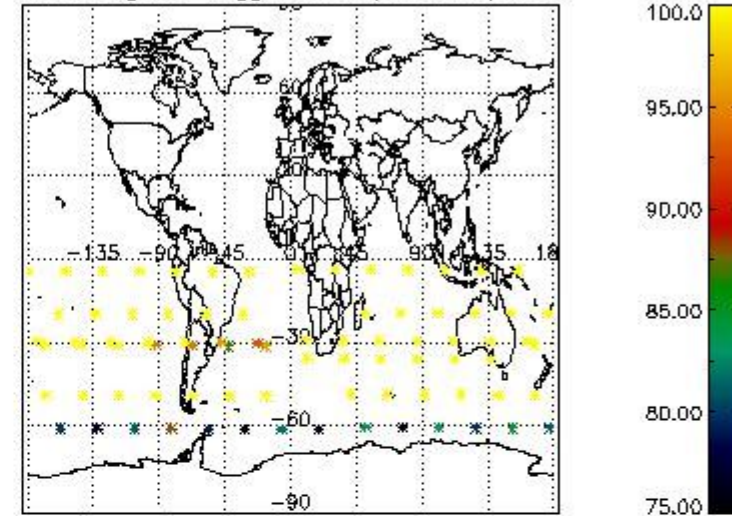


3.2 Plot quality information per product (world map)

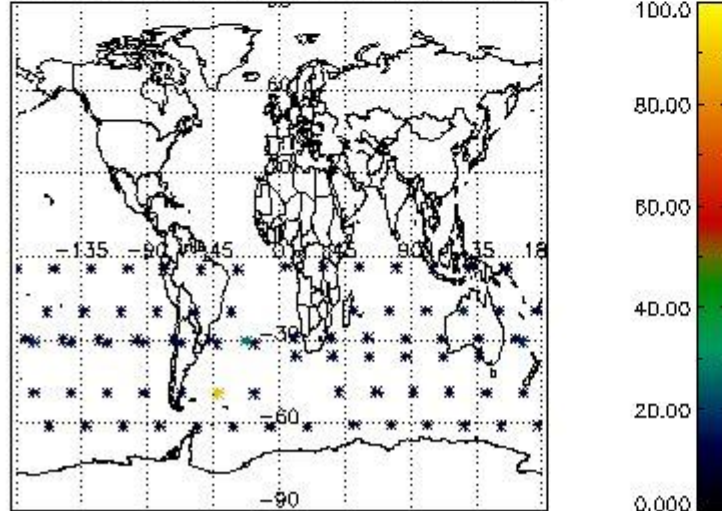
Percentage of flagged data per O3 profile



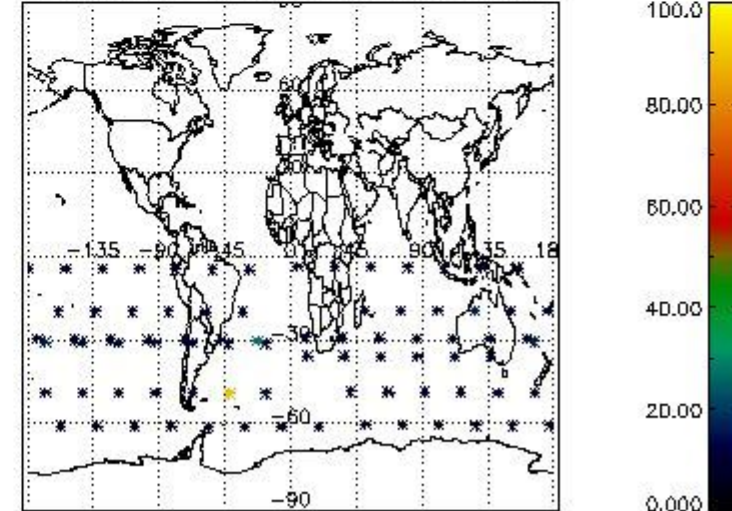
Percentage of flagged data per H2O profile



Percentage of flagged data per NO2 profile



Percentage of flagged data per NO3 profile

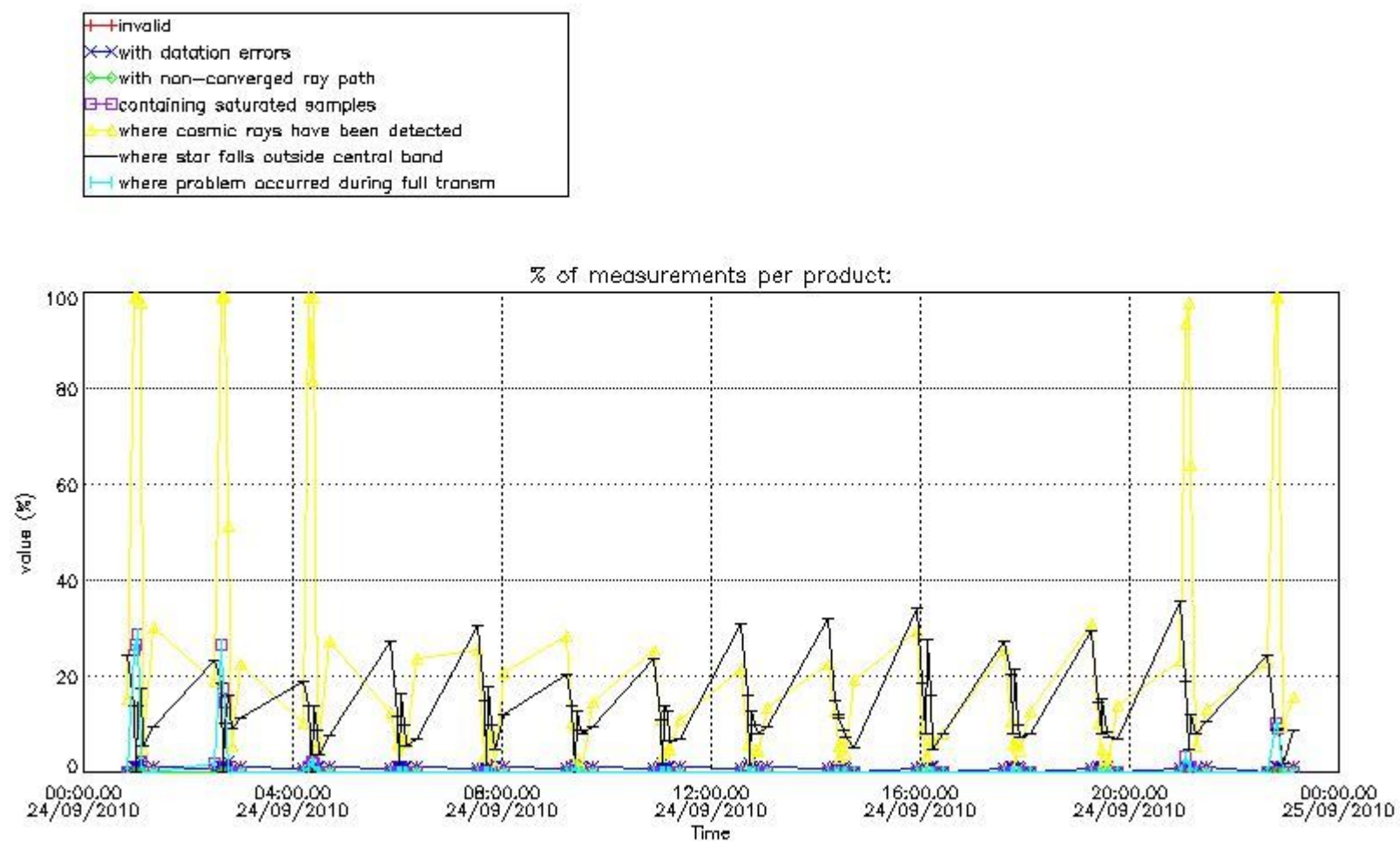


4. Level 1 quality information per product

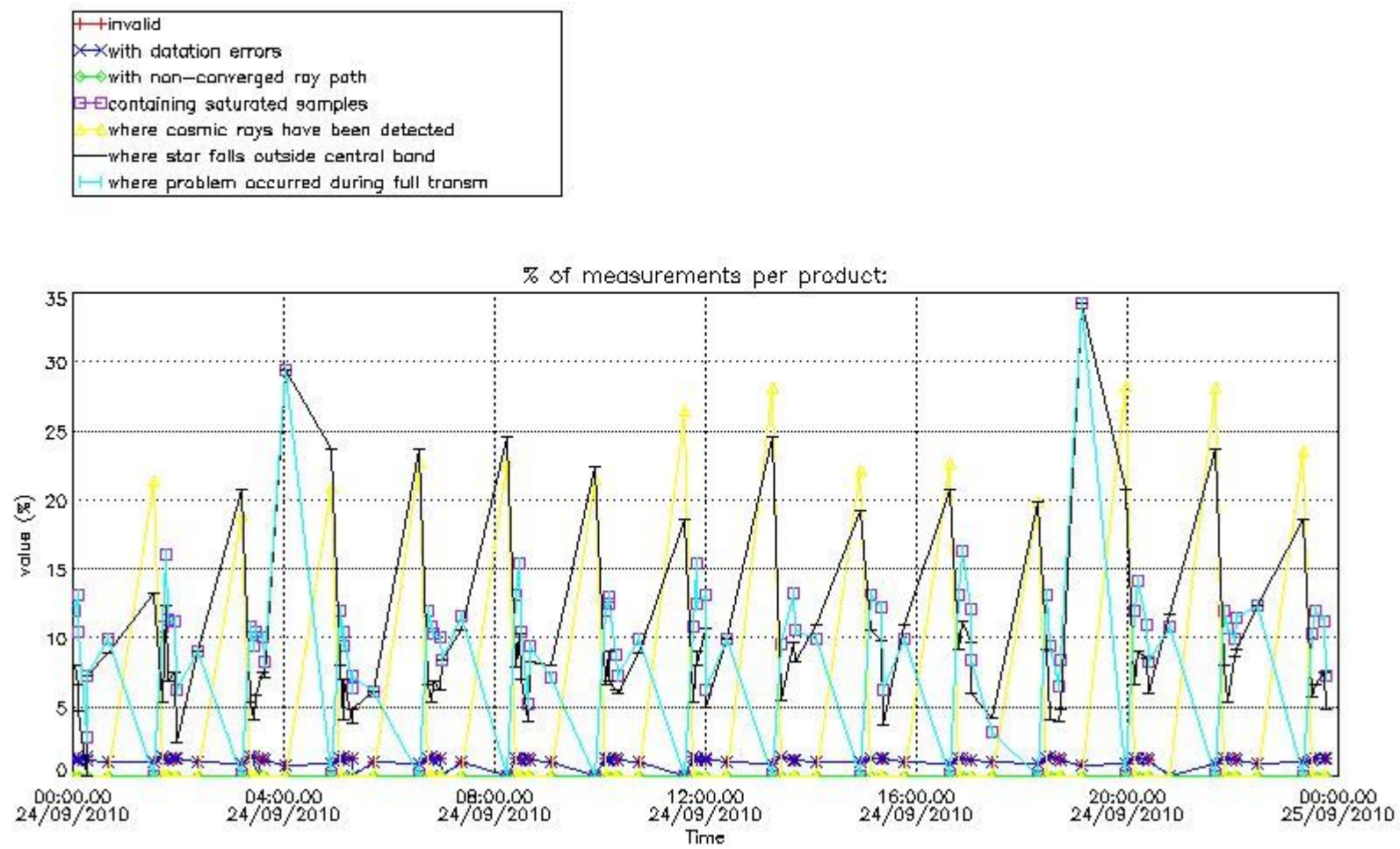
In this section it is plotted some information contained in the Quality Summary data set of the level 2 products that comes from the level 1b processing. Products without errors (error flag in the MPH set to "0") are used.

4.1 Plot quality information per product (time dependant) coming from level 1b processing

4.1.1 Plot level 1 quality information per product (time dependant): ENVISAT ASCENDING passes



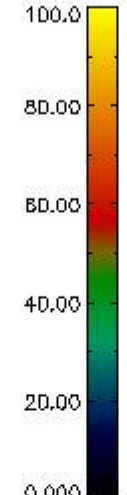
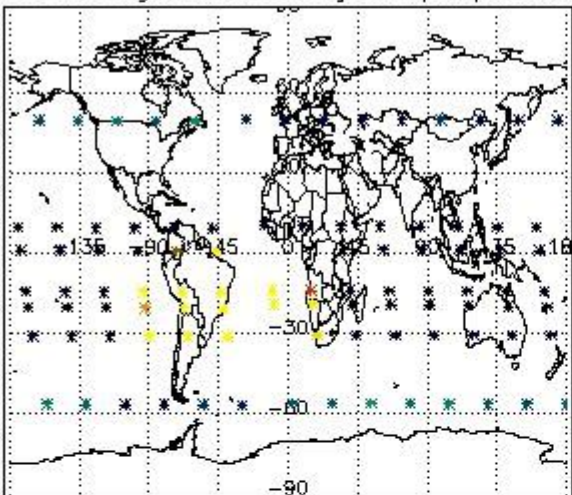
4.1.2 Plot level 1 quality information per product (time dependant): ENVI SAT DESCENDING passes



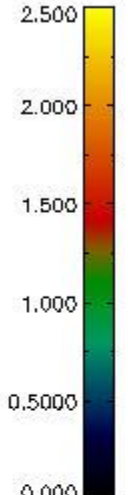
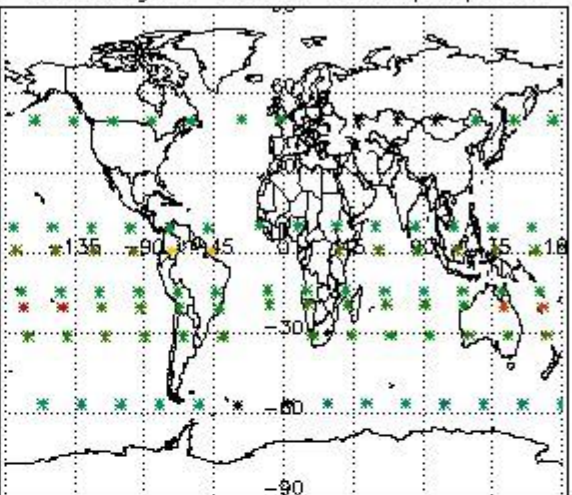
4.2 Plot quality information per product coming from level 1b processing (world map)

4.2.1 Plot level 1 quality information per product (world map): ENVISAT ASCENDING passes

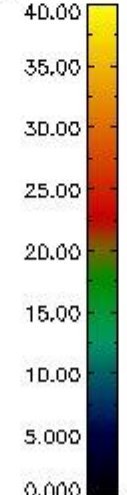
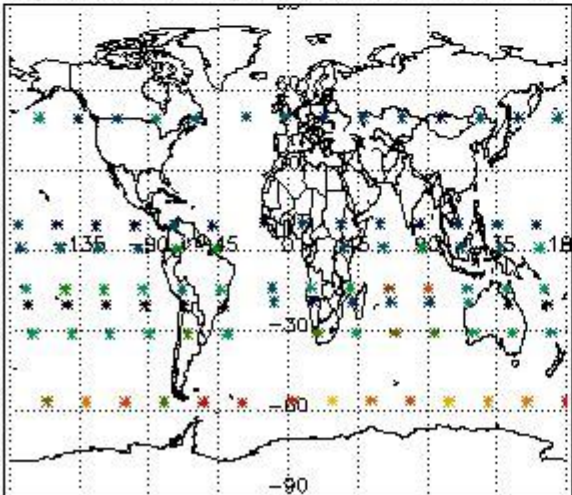
Percentage of cosmic ray hits per profile



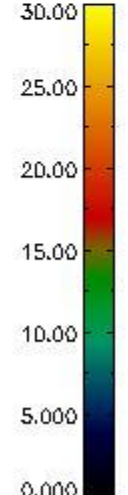
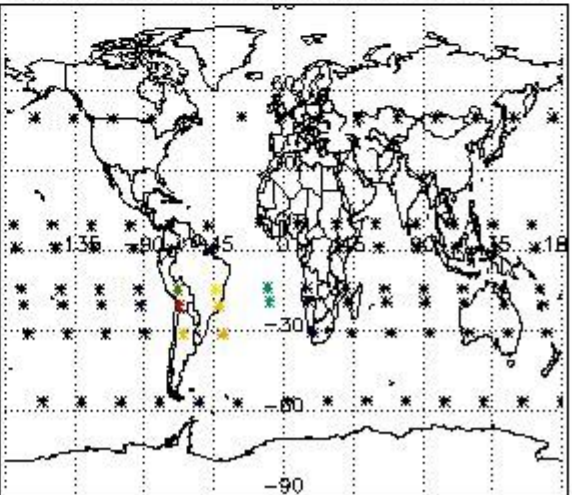
Percentage of datation errors per profile



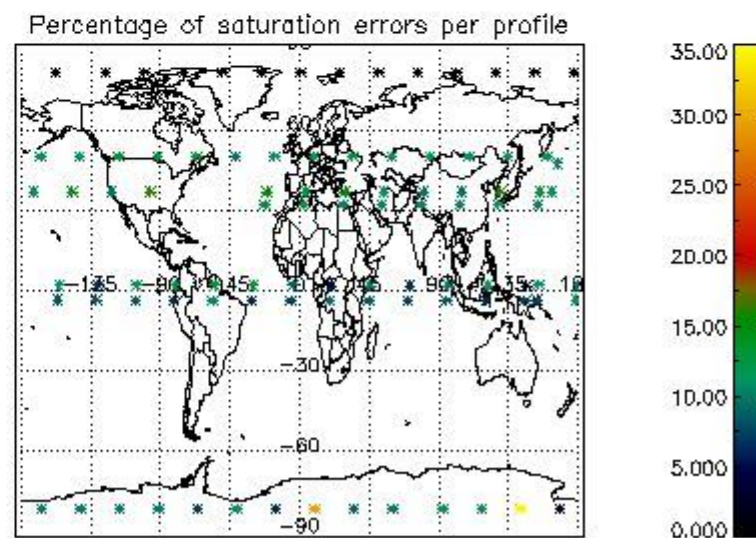
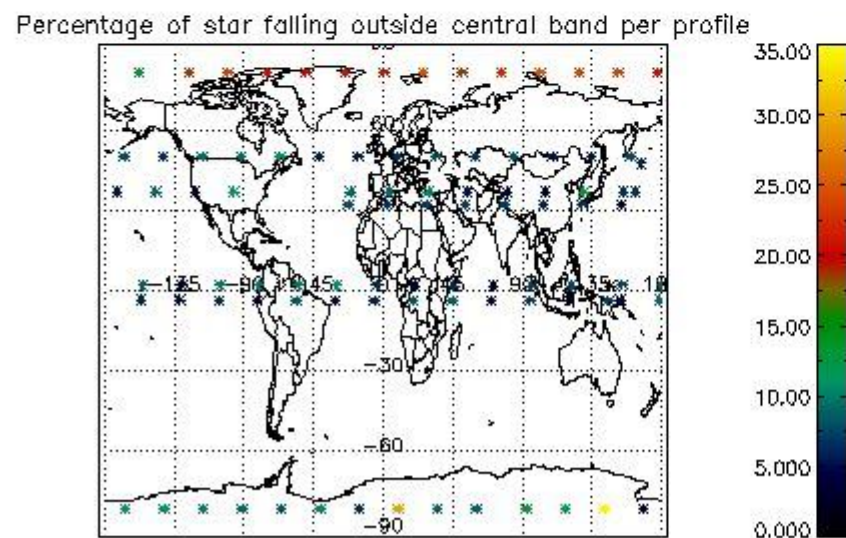
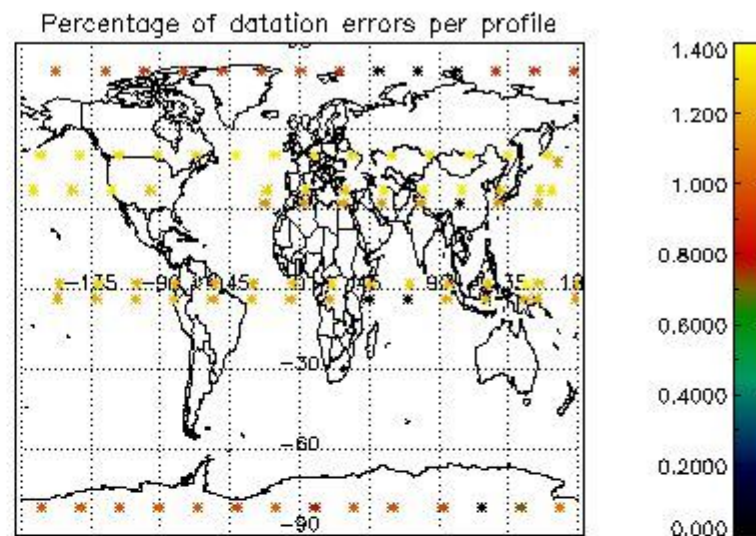
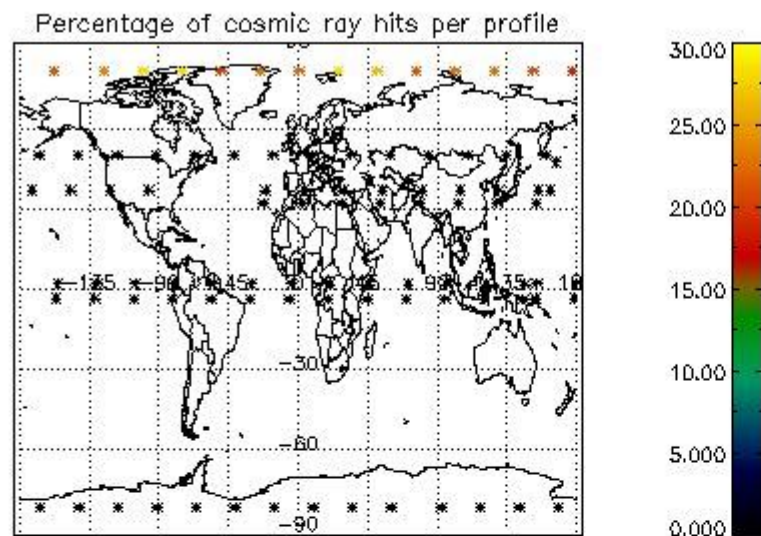
Percentage of star falling outside central band per profile



Percentage of saturation errors per profile



4.2.2 Plot level 1 quality information per product (world map): ENVISAT DESCENDING passes



5. Trace gas profiles

5.1 Ozone statistics based on quality of products

The final quality of the products can be "measured" using the STD (Standard Deviation) attached to every point profile. This information is written to the parameter GOM_NL__2P/NL_LOCAL_SPECIES_DENSITY/o3_std of the level 2 products. The table below shows the statistics for given STD ranges.

The statistics are given with respect to the overall valid production:

- Products without fatal errors: GOM_NL__2P/MPH/PRODUCT_ERR=0
- Valid point profile: GOM_NL__2P/NL_LOCAL_SPECIES_DENSITY/pcd(0)=0

The 'Criteria' is applied to valid points of dark limb products:

- Products in dark limb illumination condition: GOM_NL__2P/NL_SUMMARY_QUALITY/obs_ill_cond=0
- Products without fatal errors: GOM_NL__2P/MPH/PRODUCT_ERR=0
- Valid point profile: GOM_NL__2P/NL_LOCAL_SPECIES_DENSITY/pcd(0)=0

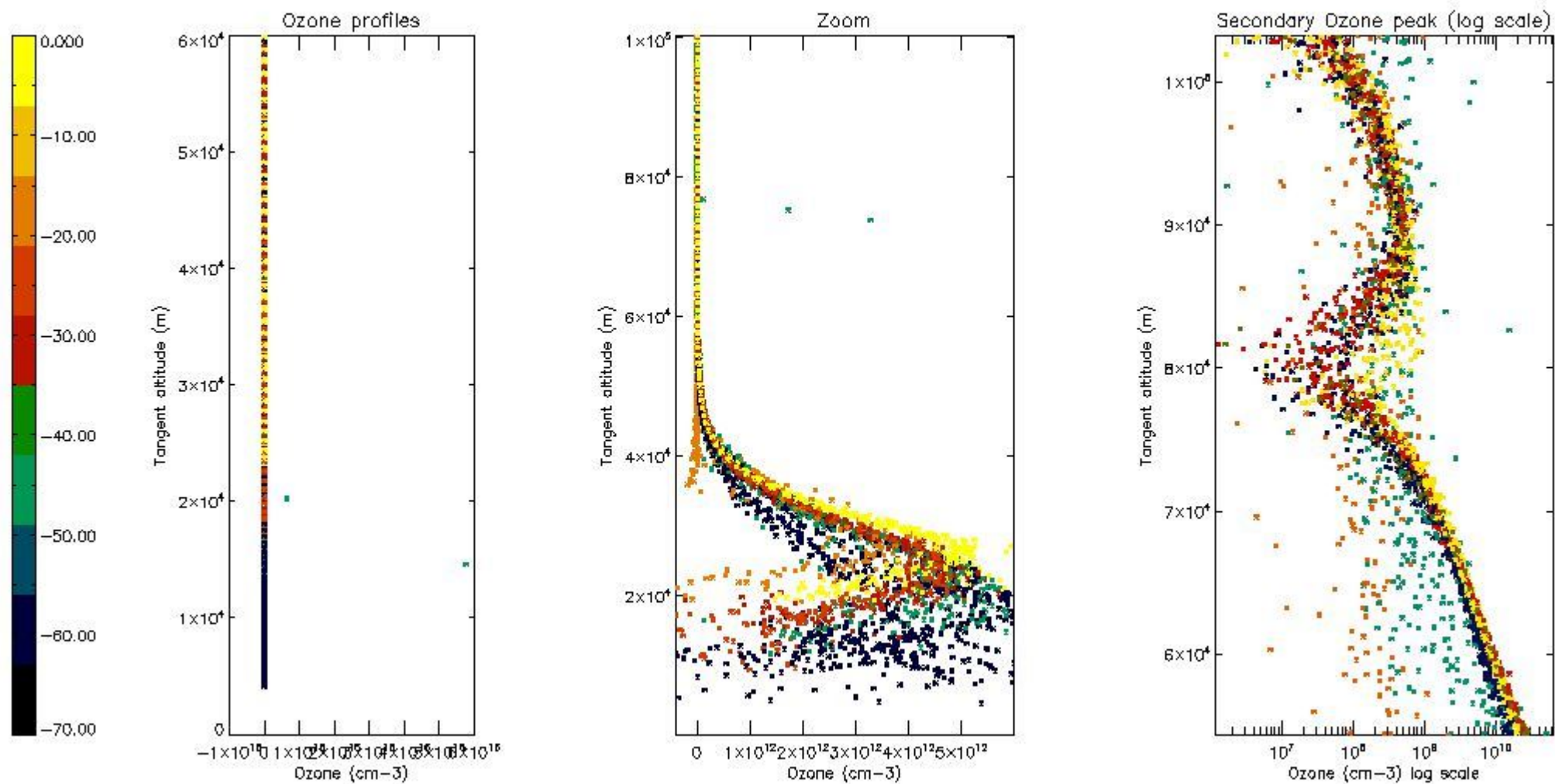
So, the table below shows the percentage of dark limb and valid observations for each criteria with respect to the overall valid daily observations.

Criteria	% of total production
All STD	46
STD < 20	26

STD < 10	19
STD < 5	16

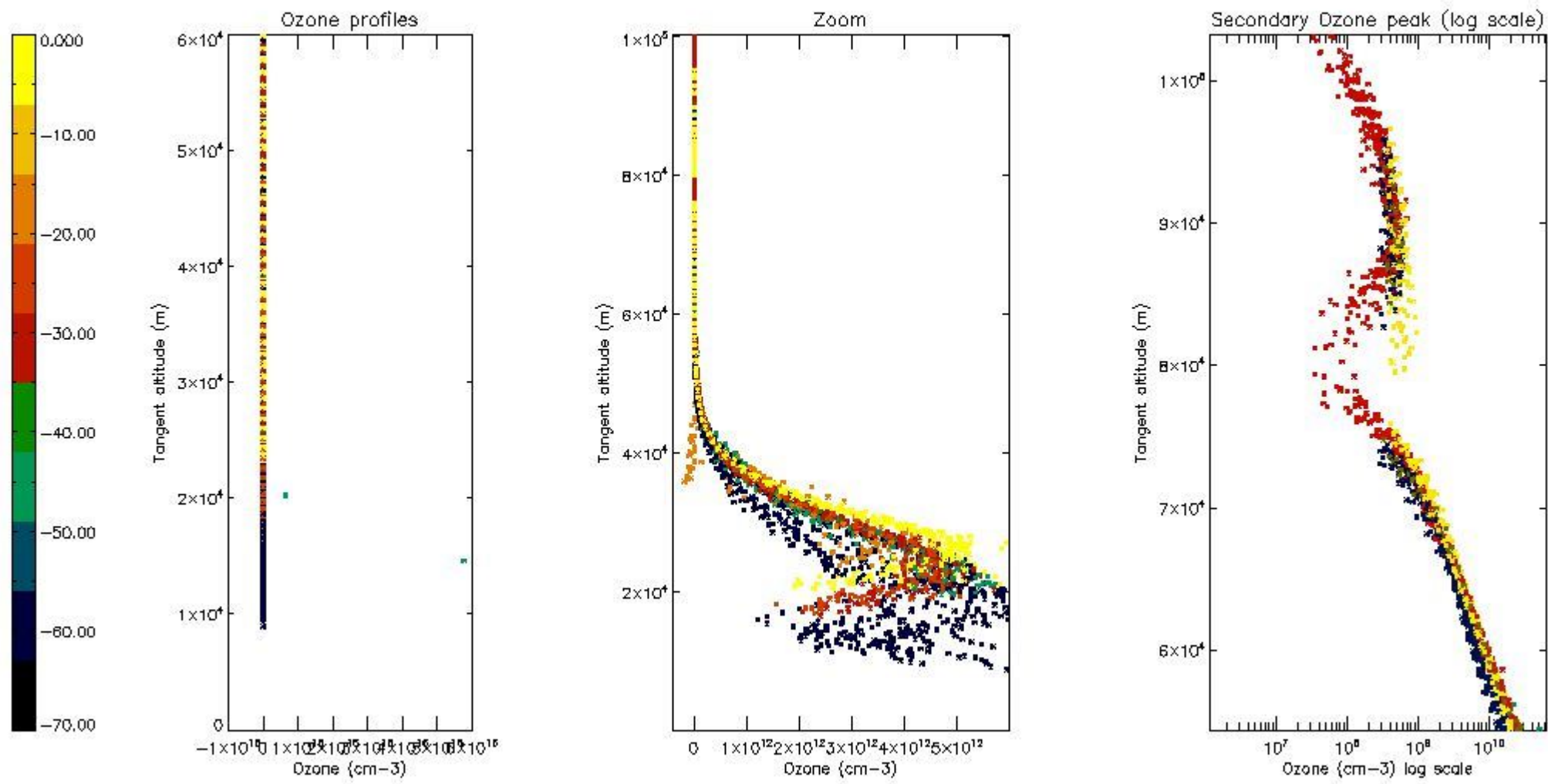
5.2 Plot ozone profiles for all STD (dark without errors)

The colorbar represents the latitude.



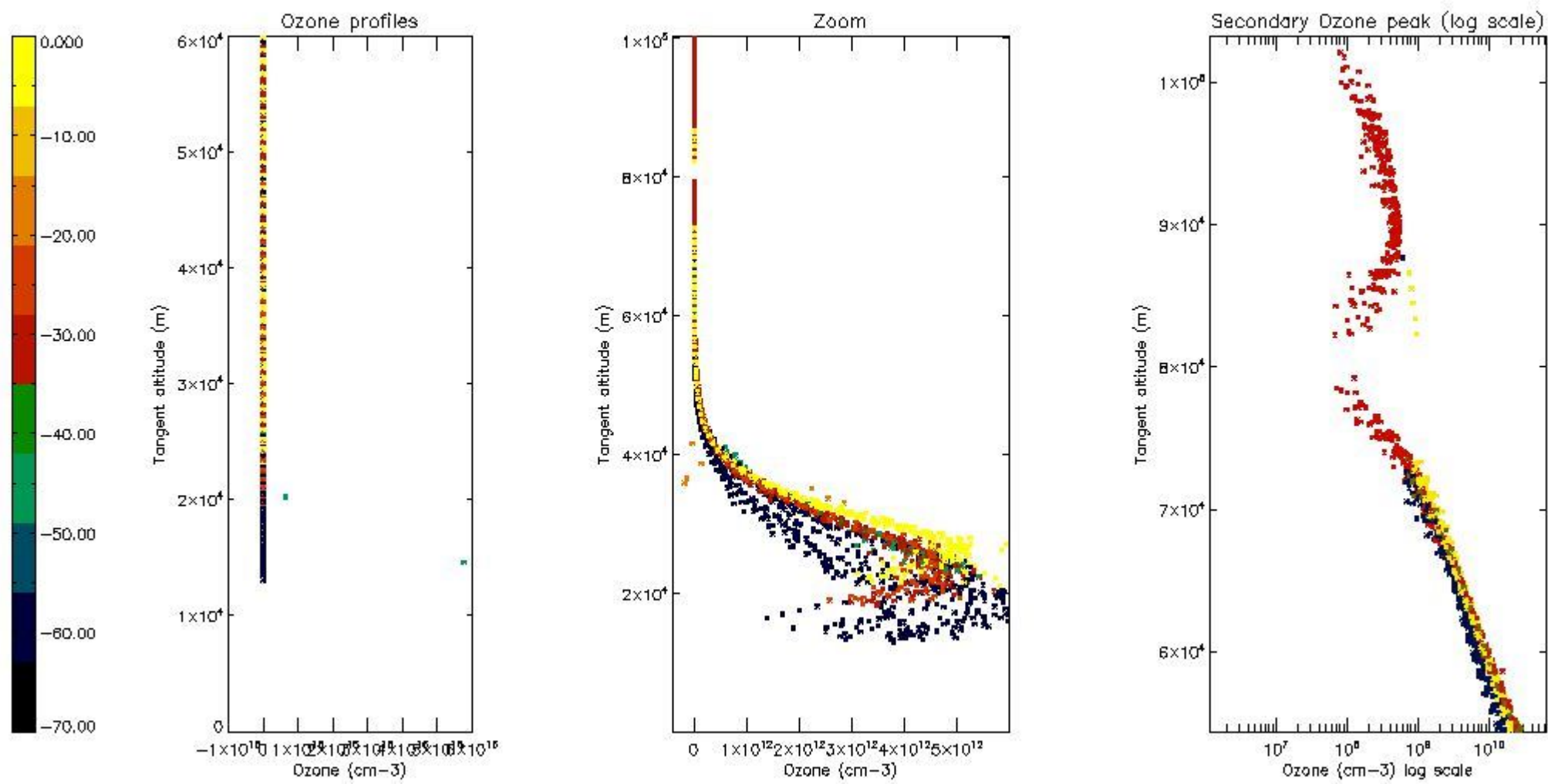
5.3 Plot ozone profiles where STD < 20% (dark without errors)

The colorbar represents the latitude.



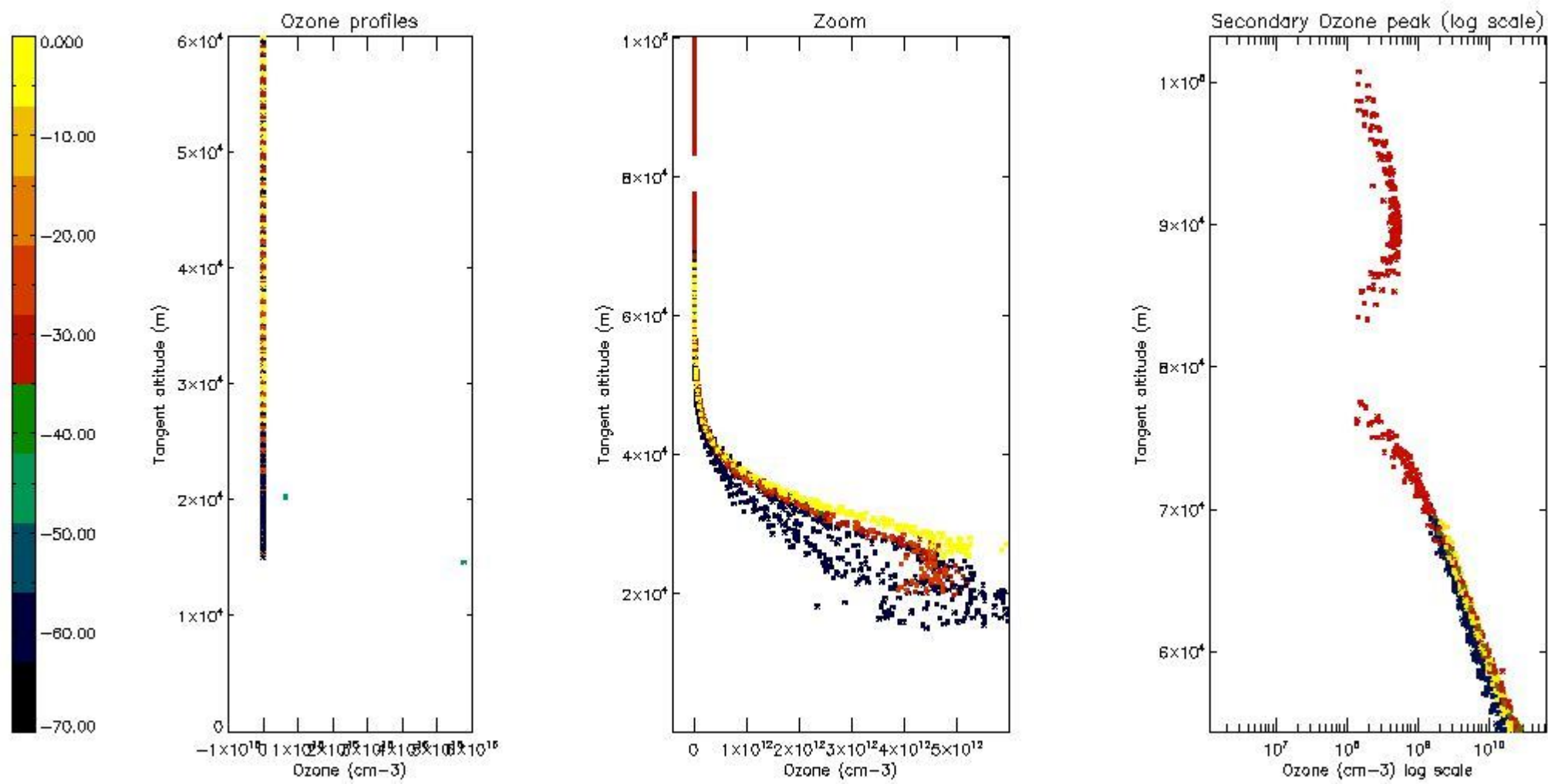
5.4 Plot ozone profiles where STD < 10% (dark without errors)

The colorbar represents the latitude.



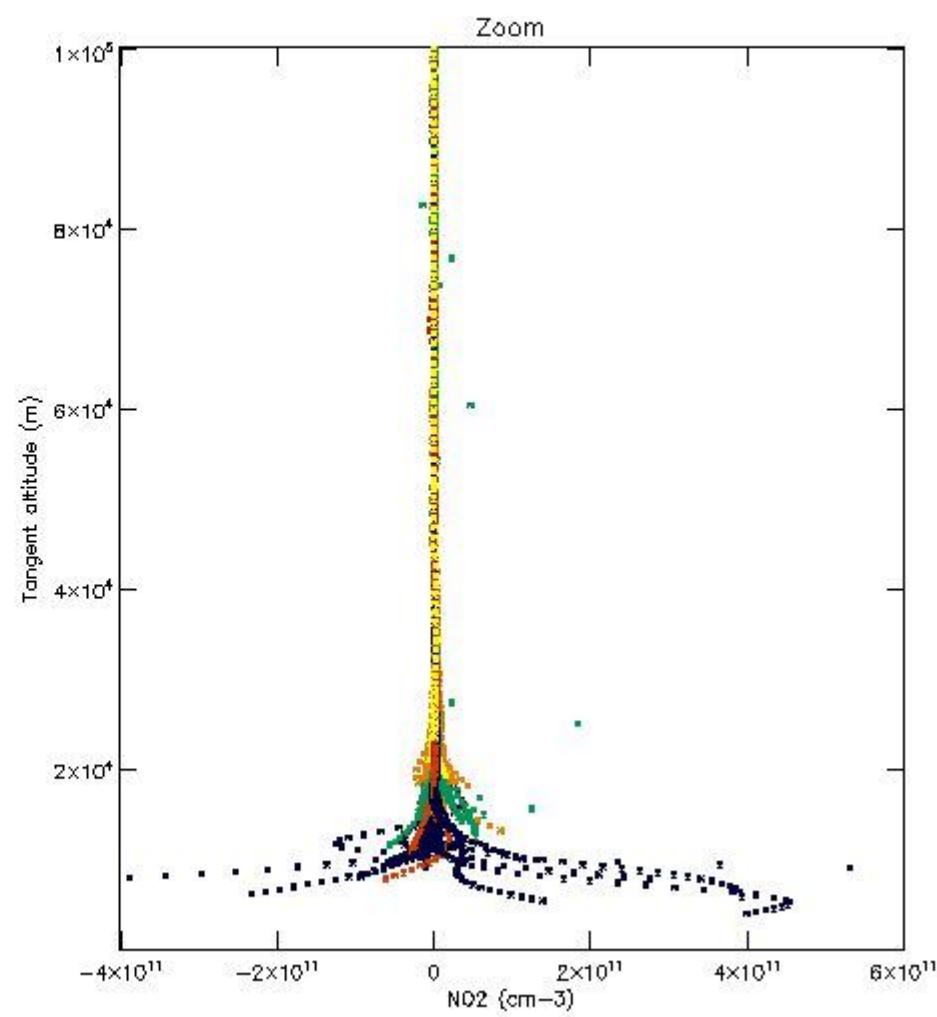
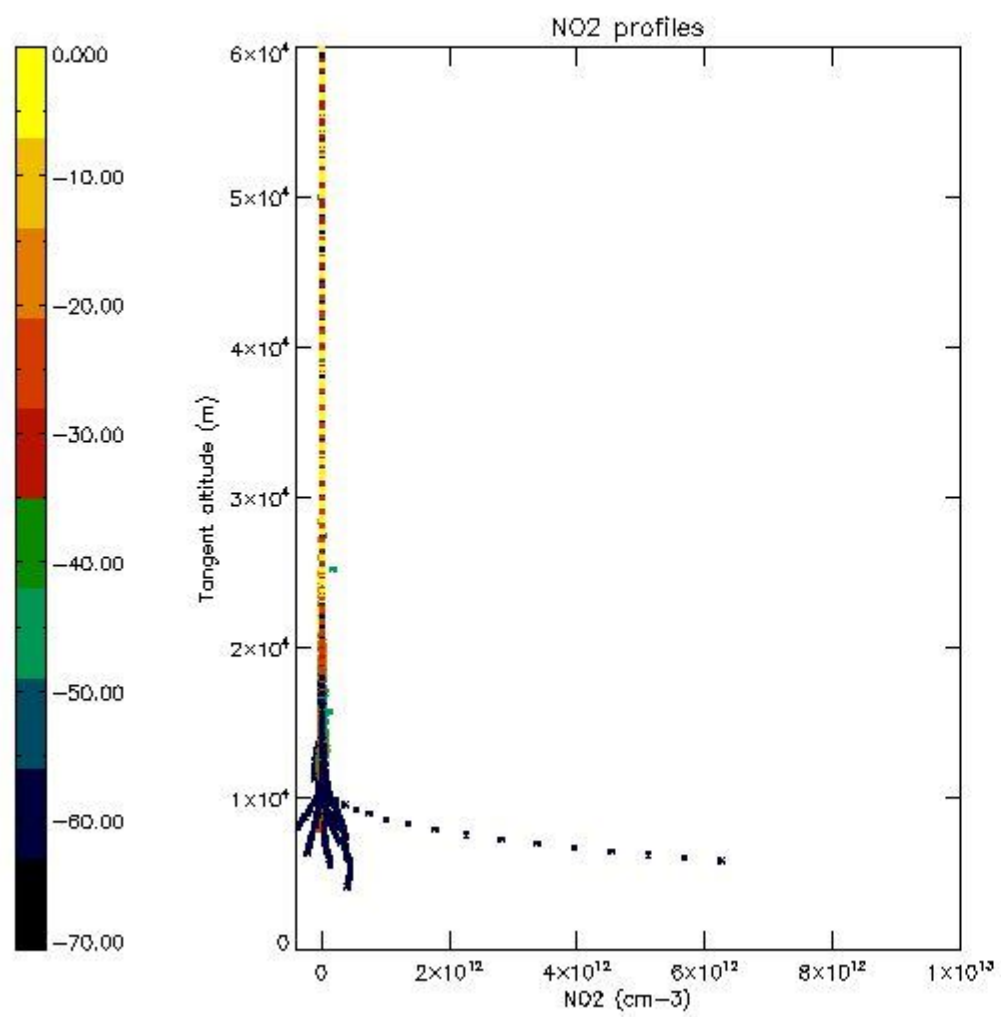
5.5 Plot ozone profiles where STD < 5% (dark without errors)

The colorbar represents the latitude.



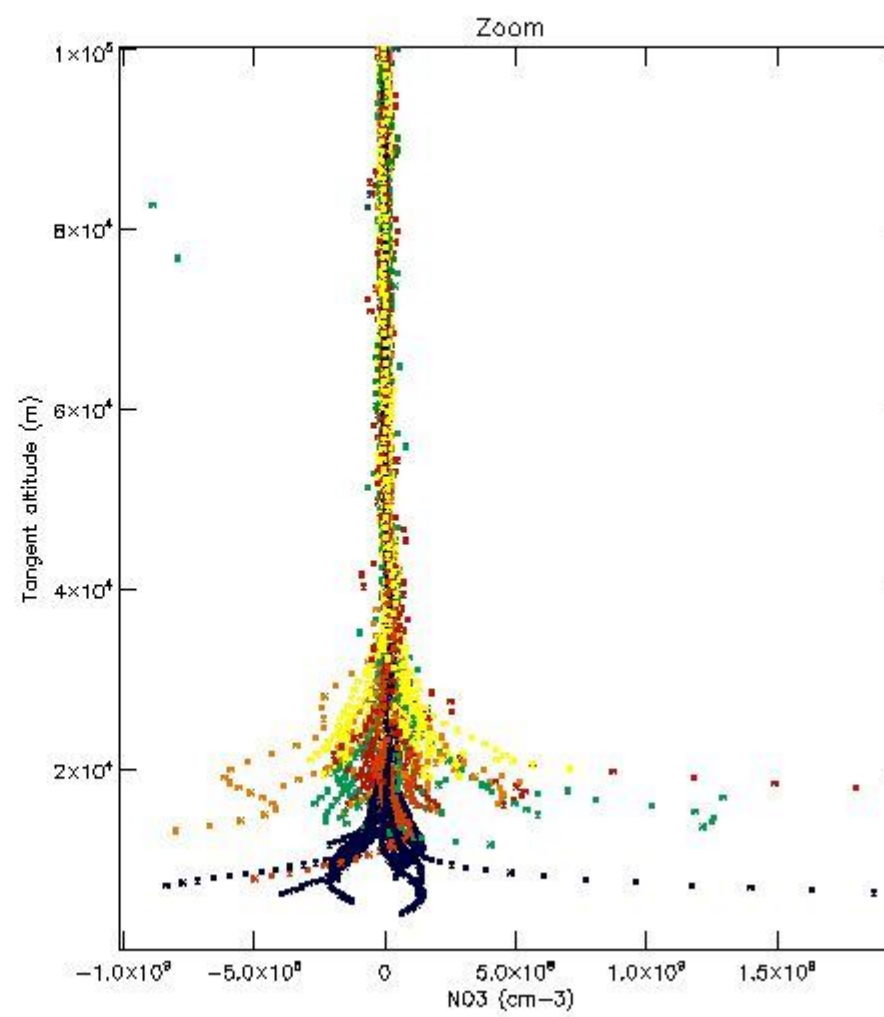
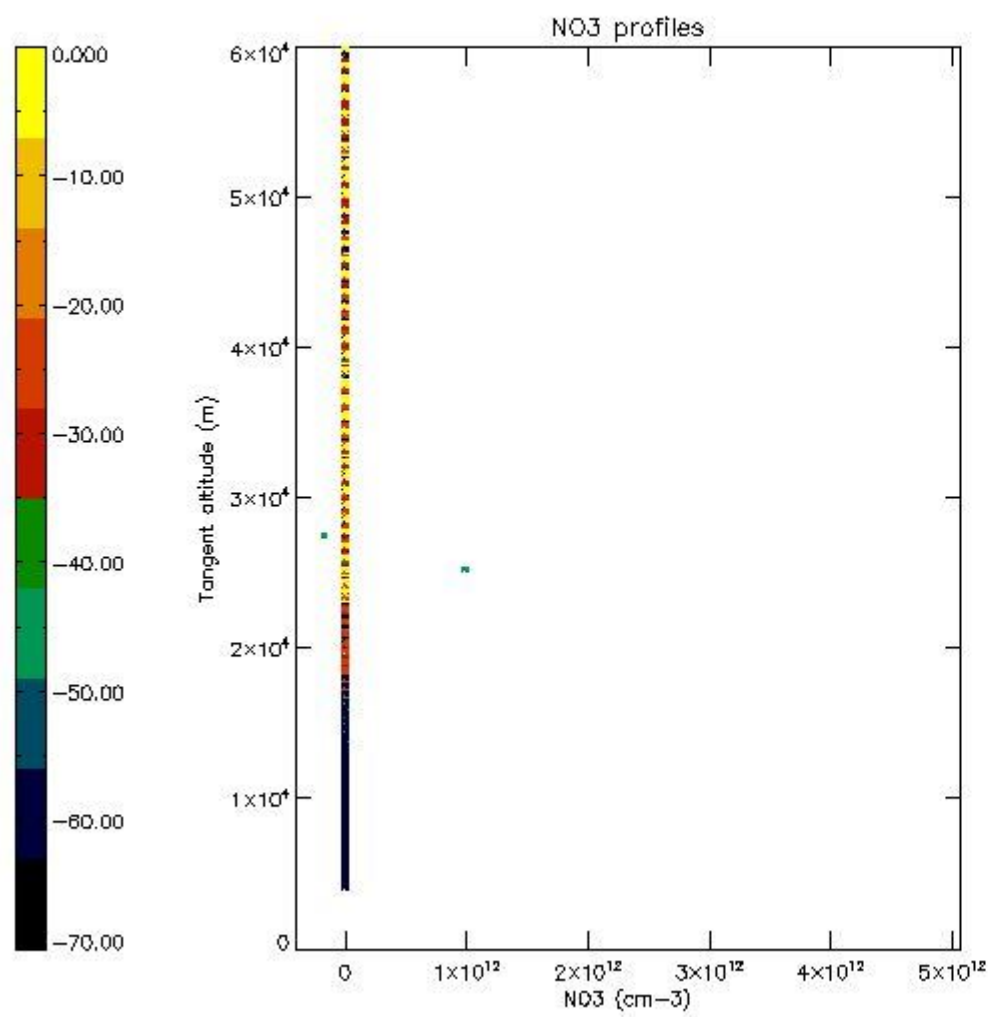
5.6 Plot NO₂ profiles for all STD (dark without errors)

The colorbar represents the latitude.



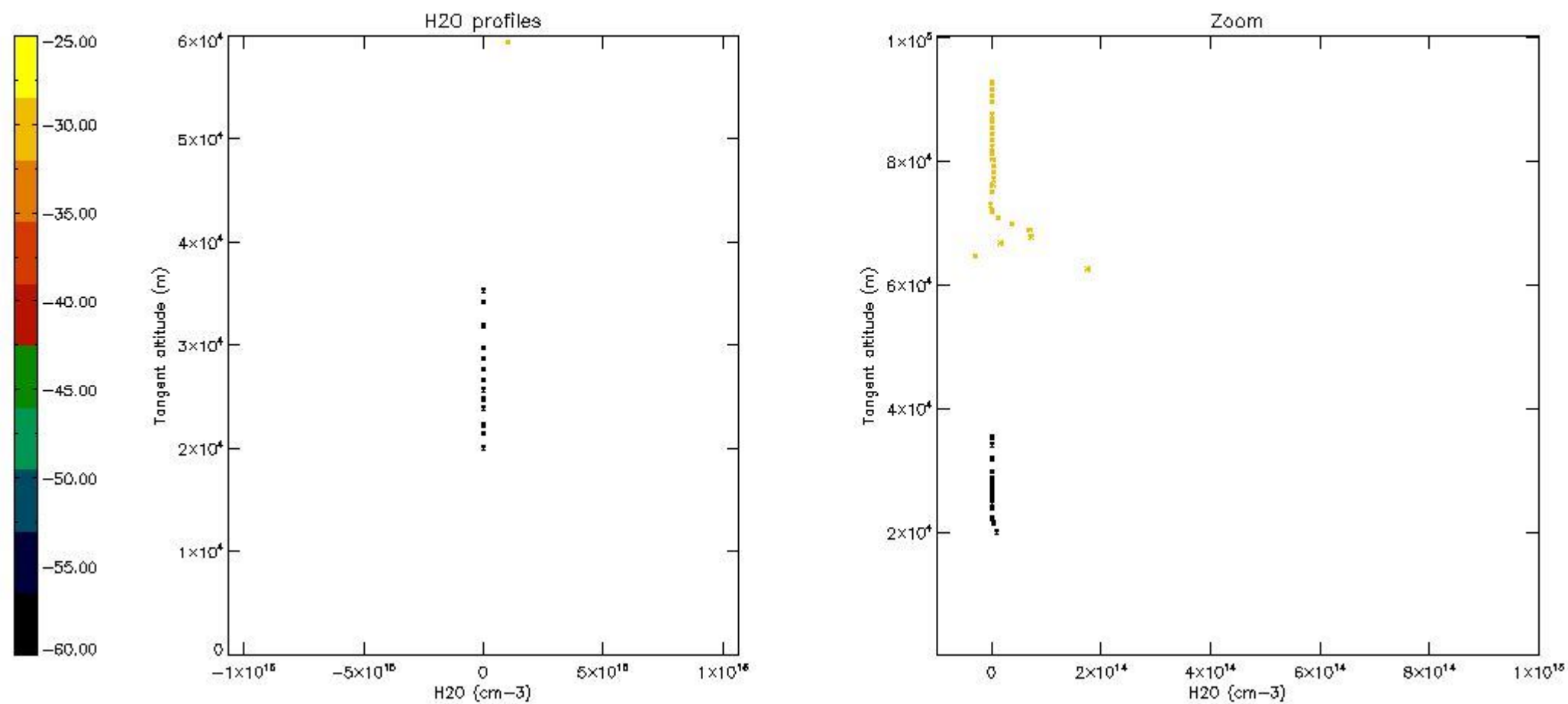
5.7 Plot NO3 profiles for all STD (dark without errors)

The colorbar represents the latitude.



5.8 Plot H2O profiles for all STD (only for occultations of stars 1,2,3,4,13,14,16,26,63 dark without errors)

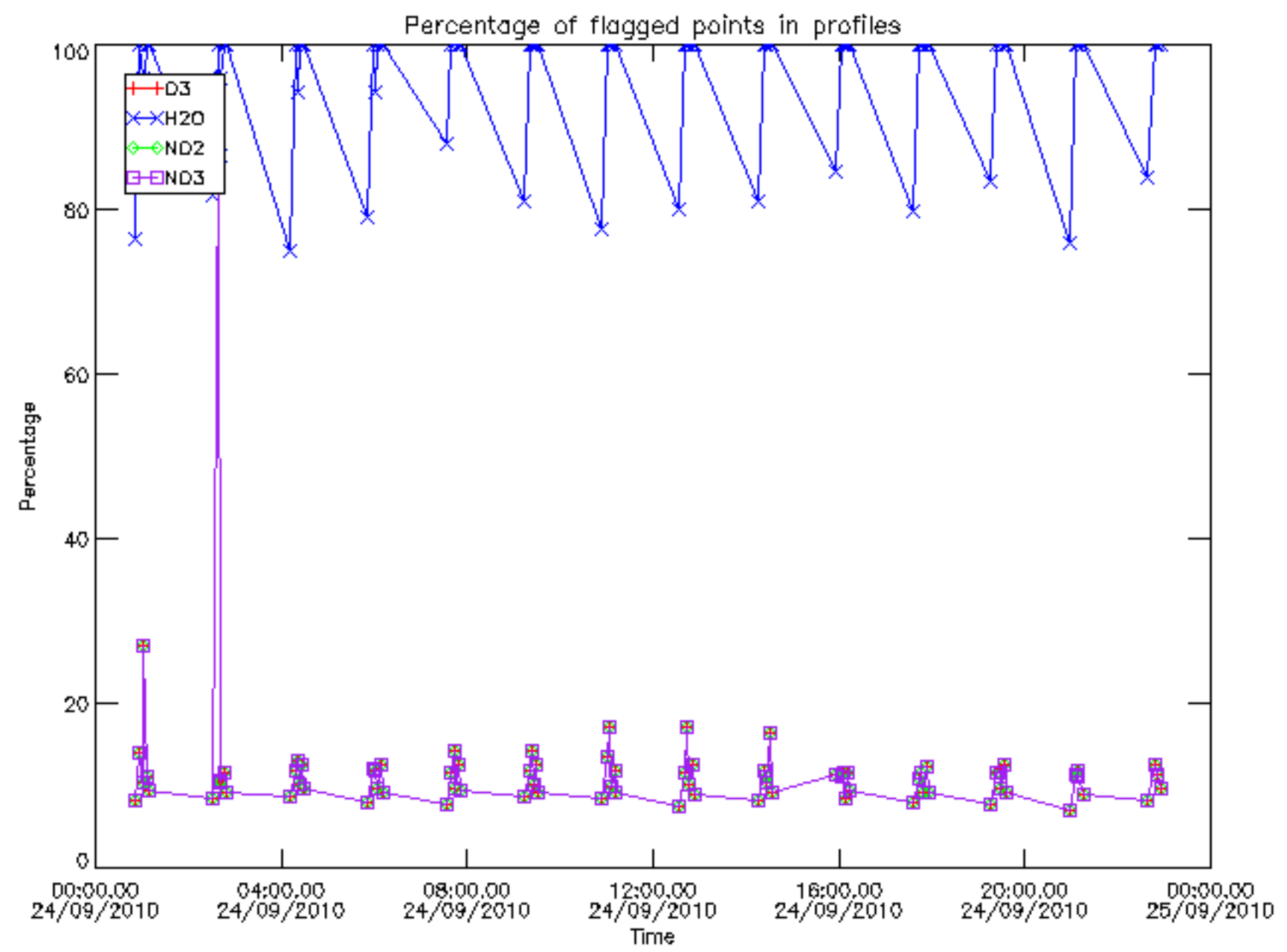
The colorbar represents the latitude.



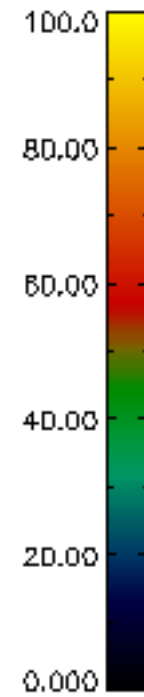
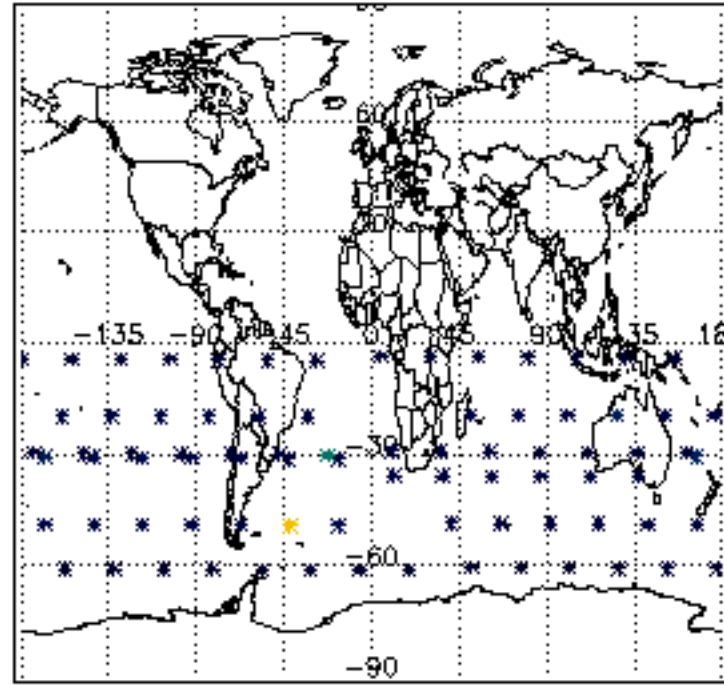
6. Auxiliary Data Files used for the production reported in section 2

The number reported in the third column indicates since which file (see list in section 2) the corresponding auxiliary file has been used. The fourth column is the date of those product files.

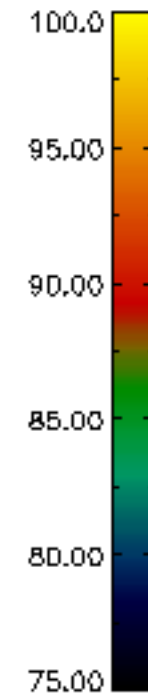
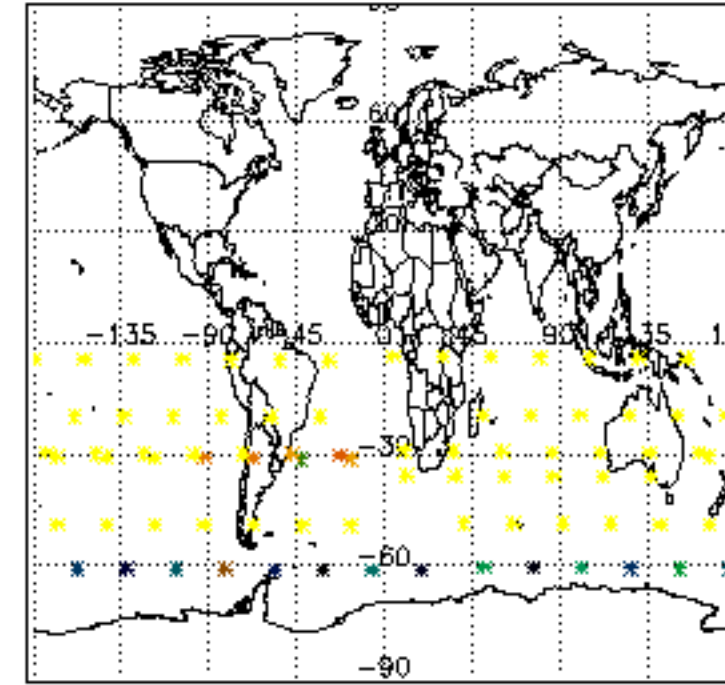
Type	Auxiliary Filename	Used since product	Used since product date
INST_PHYS_CHARACTERISTICS	GOM_INS_AXVIEC20091111_143220_20030716_120000_20500101_000000	1	24-SEP-2010 00:01:41
LEVEL-2_PROC_CONFIG	GOM_PR2_AXVIEC20091111_152718_20020301_000000_20500101_000000	1	24-SEP-2010 00:01:41
CROSS_SECTIONS_FILE	GOM_CRS_AXVIEC20091111_154832_20020301_000000_20500101_000000	1	24-SEP-2010 00:01:41



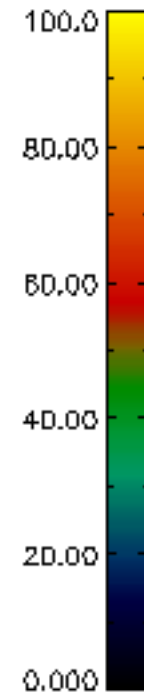
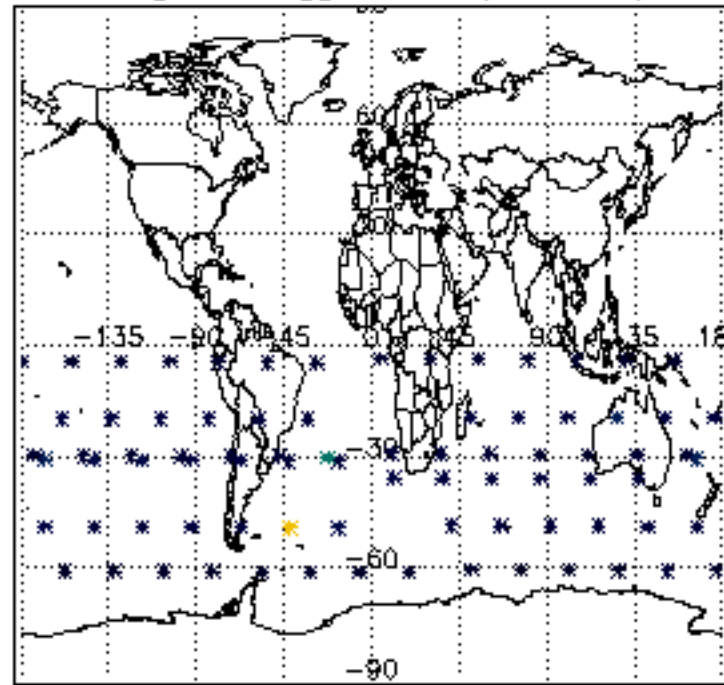
Percentage of flagged data per D3 profile



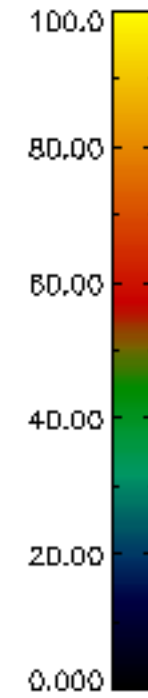
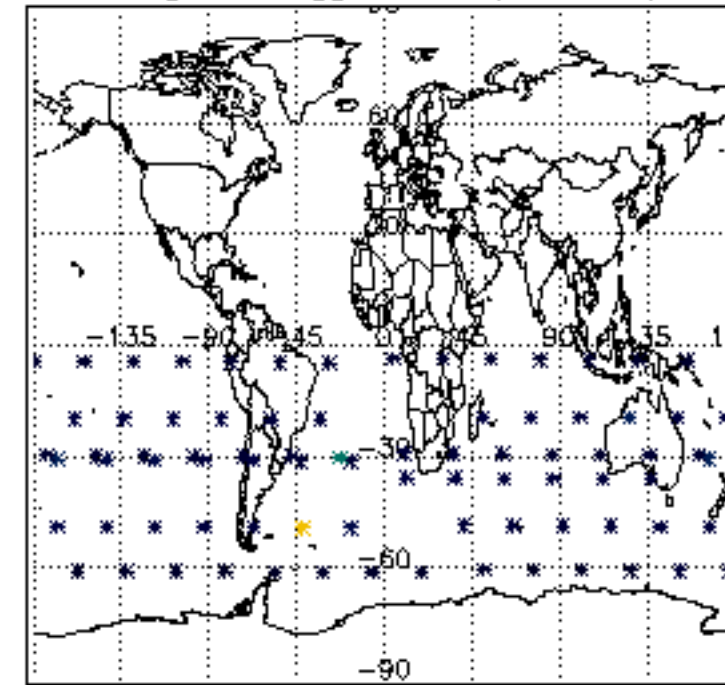
Percentage of flagged data per H2O profile

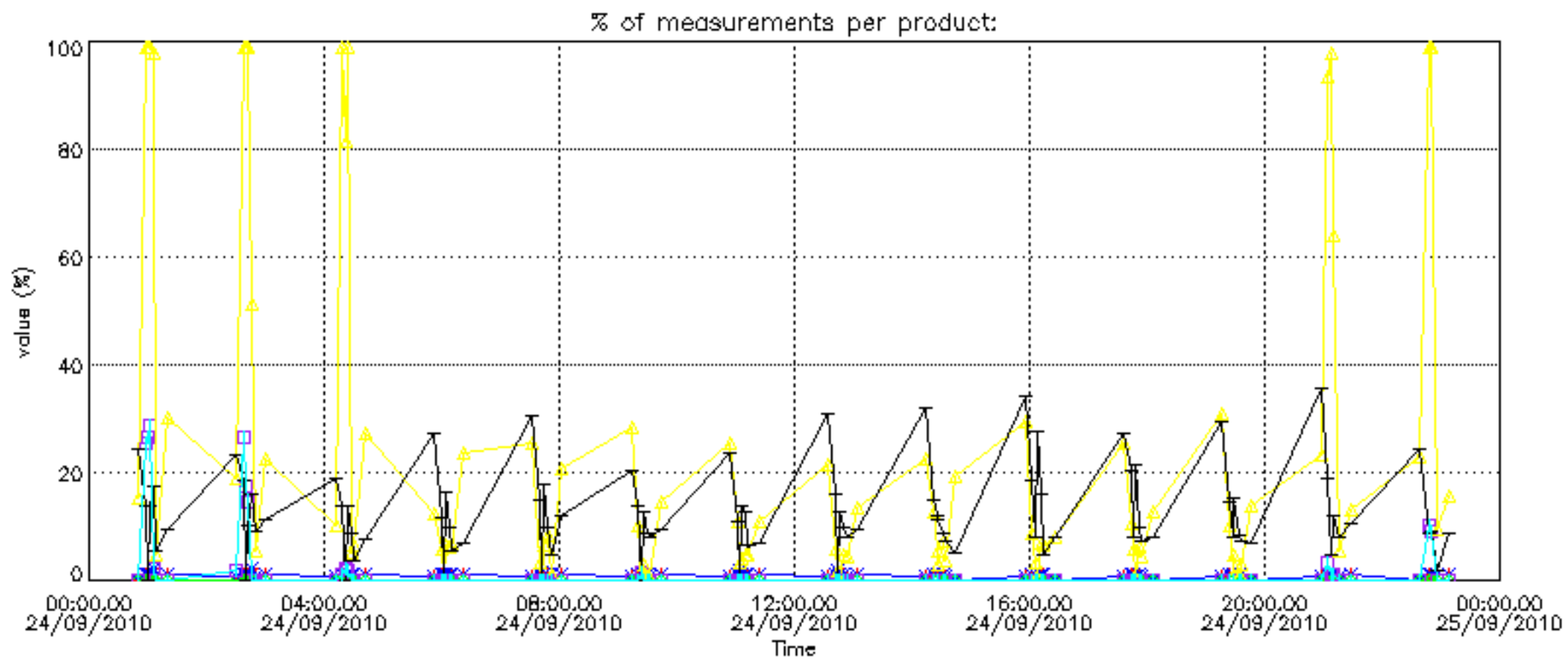
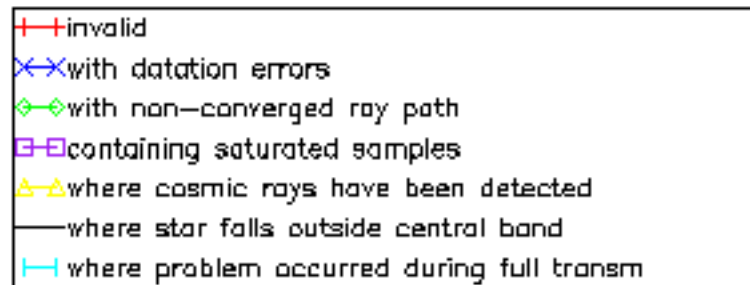


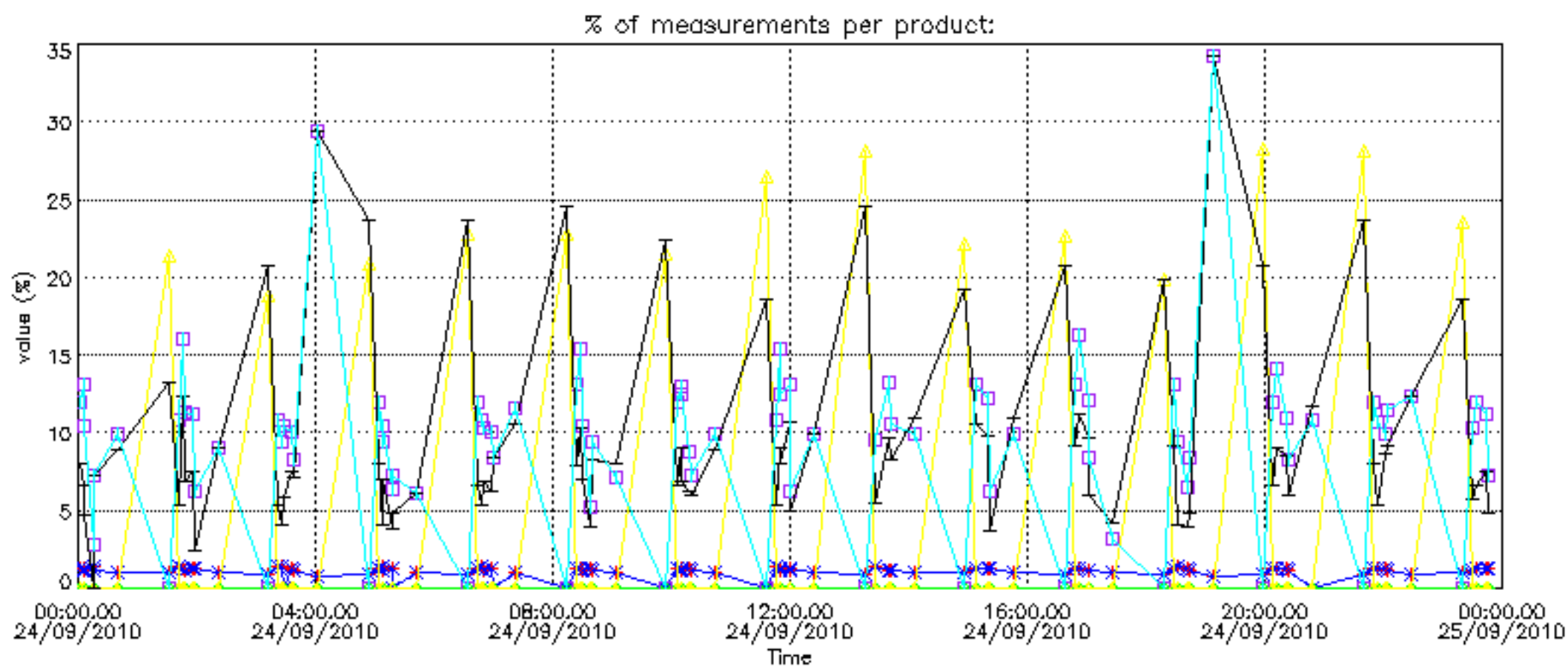
Percentage of flagged data per NO2 profile



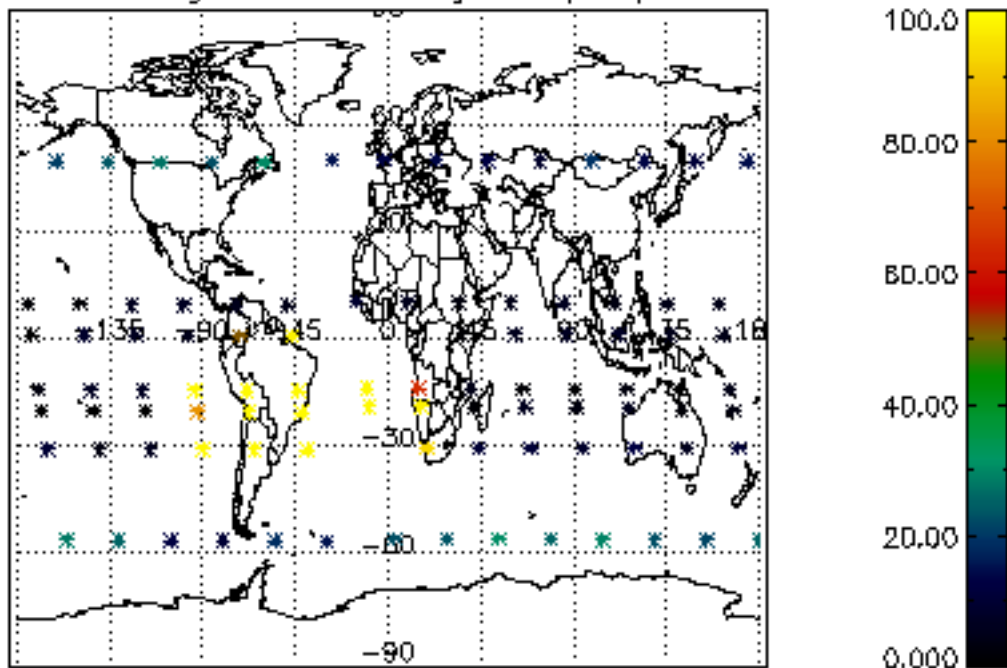
Percentage of flagged data per NO3 profile



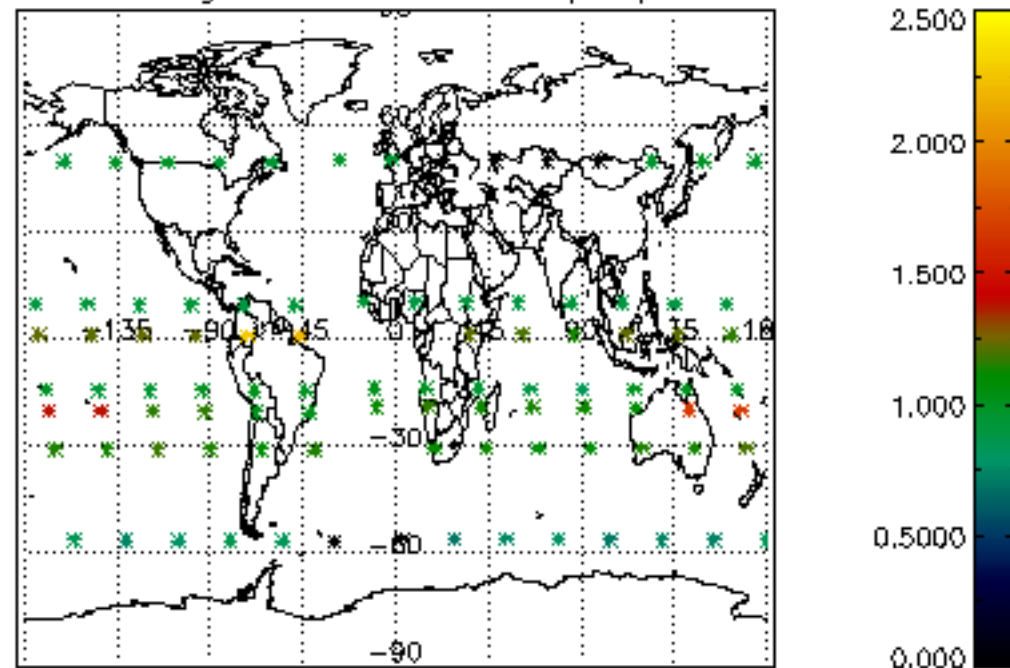




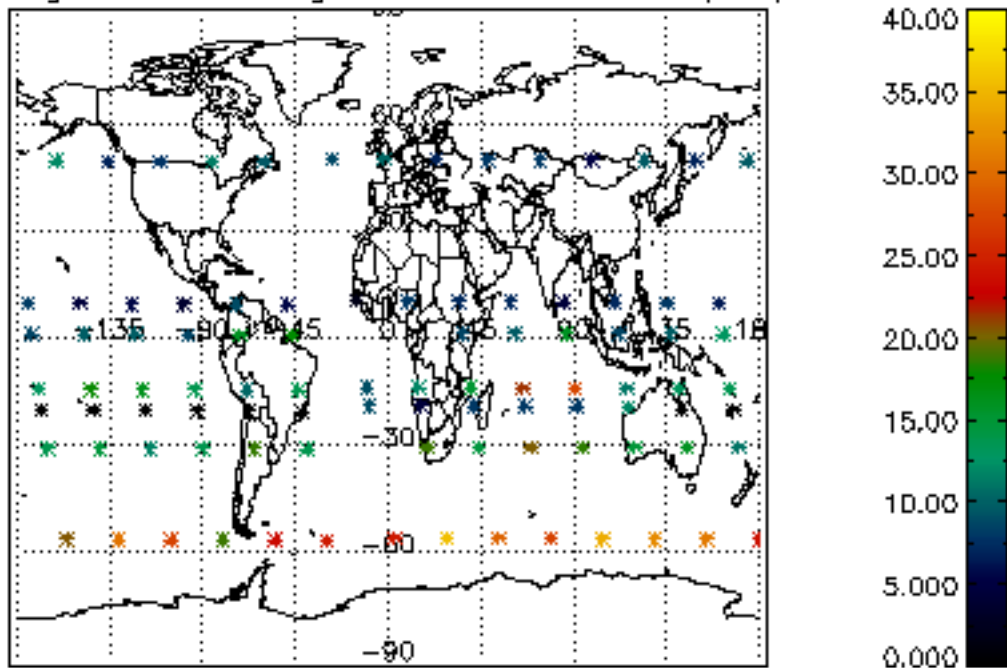
Percentage of cosmic ray hits per profile



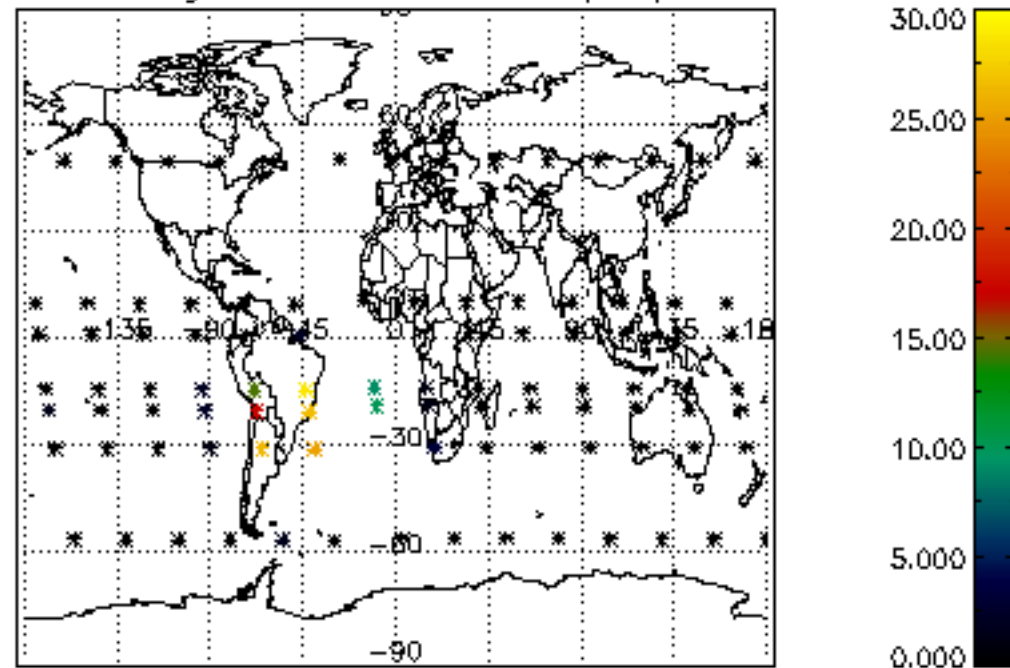
Percentage of datation errors per profile



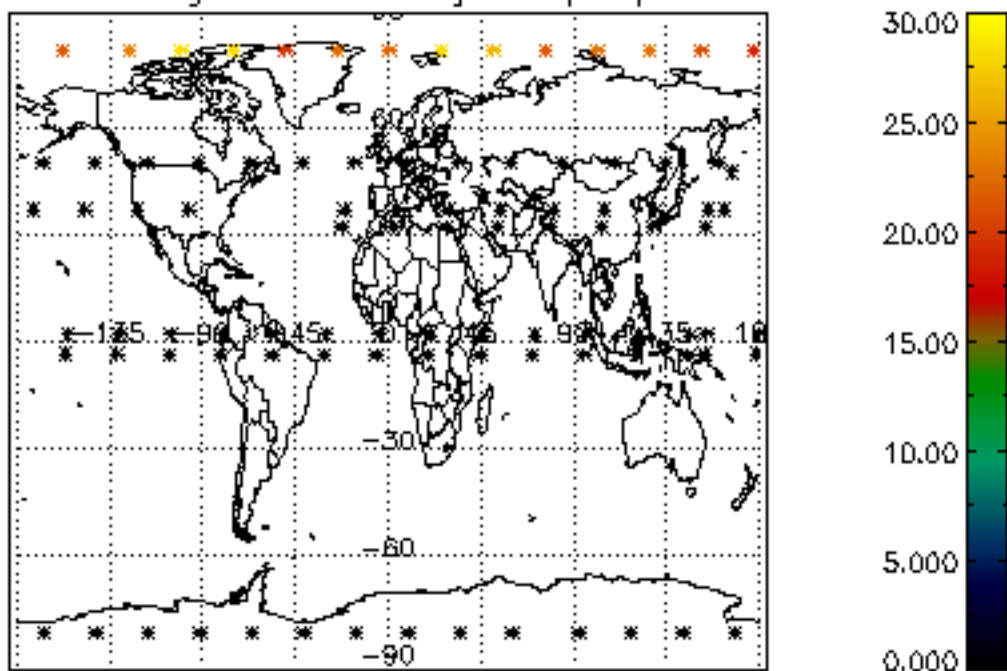
Percentage of star falling outside central band per profile



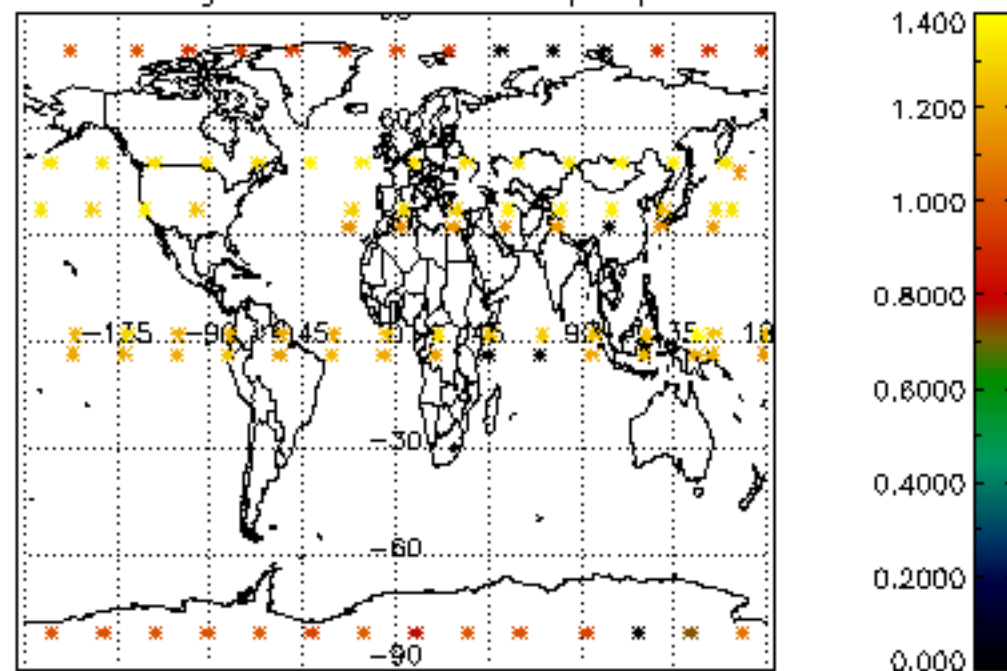
Percentage of saturation errors per profile



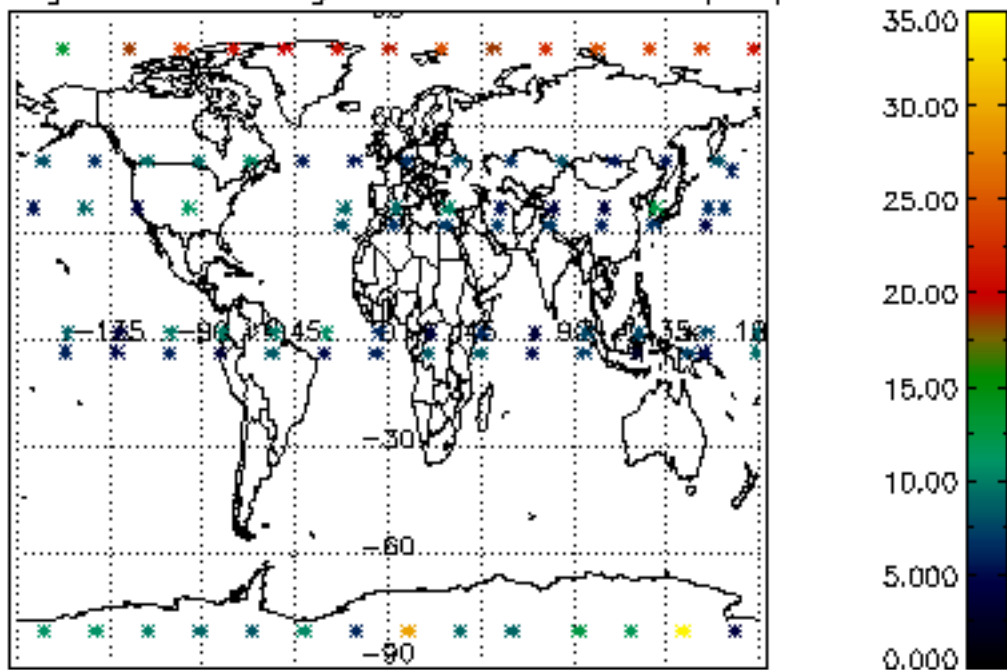
Percentage of cosmic ray hits per profile



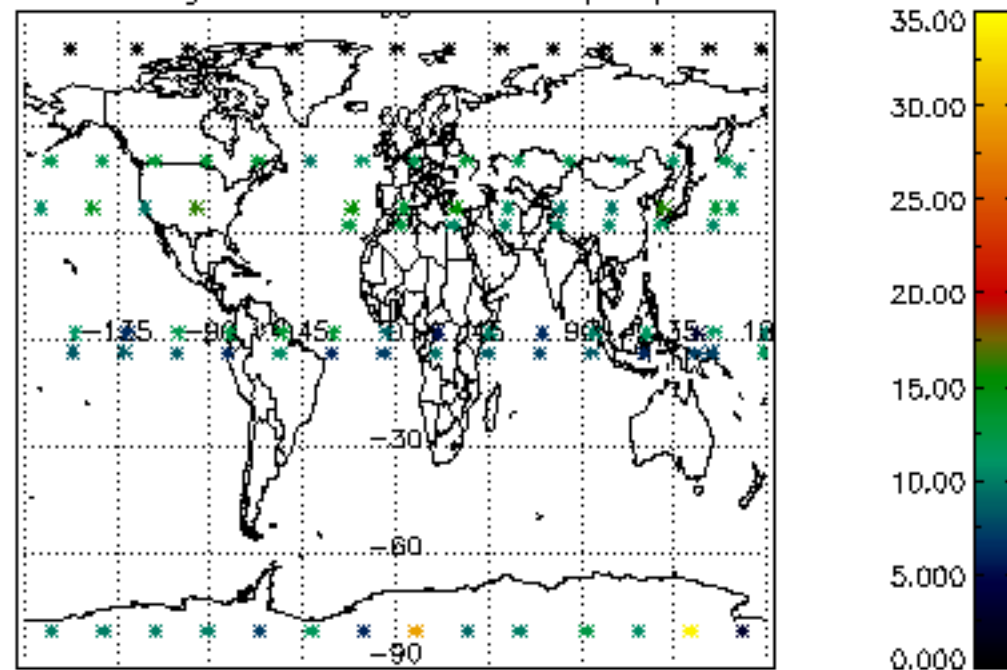
Percentage of datation errors per profile

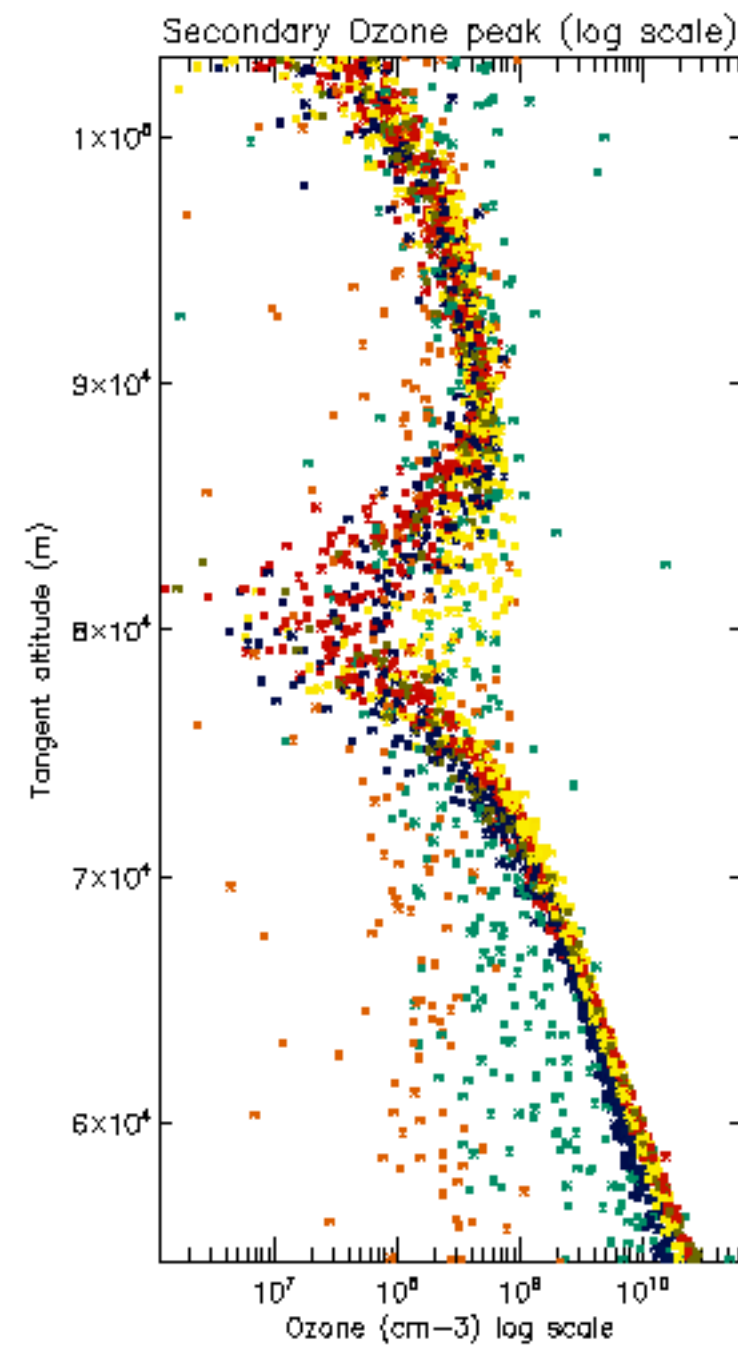
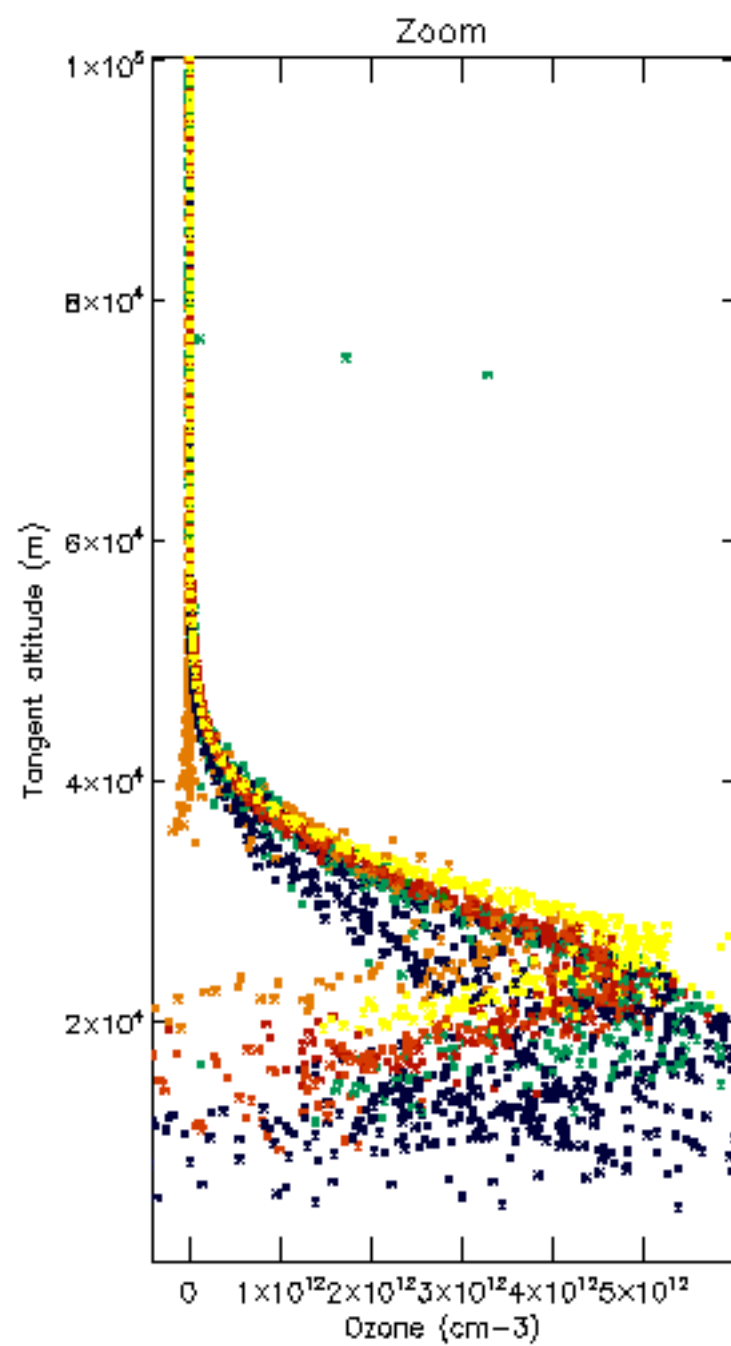
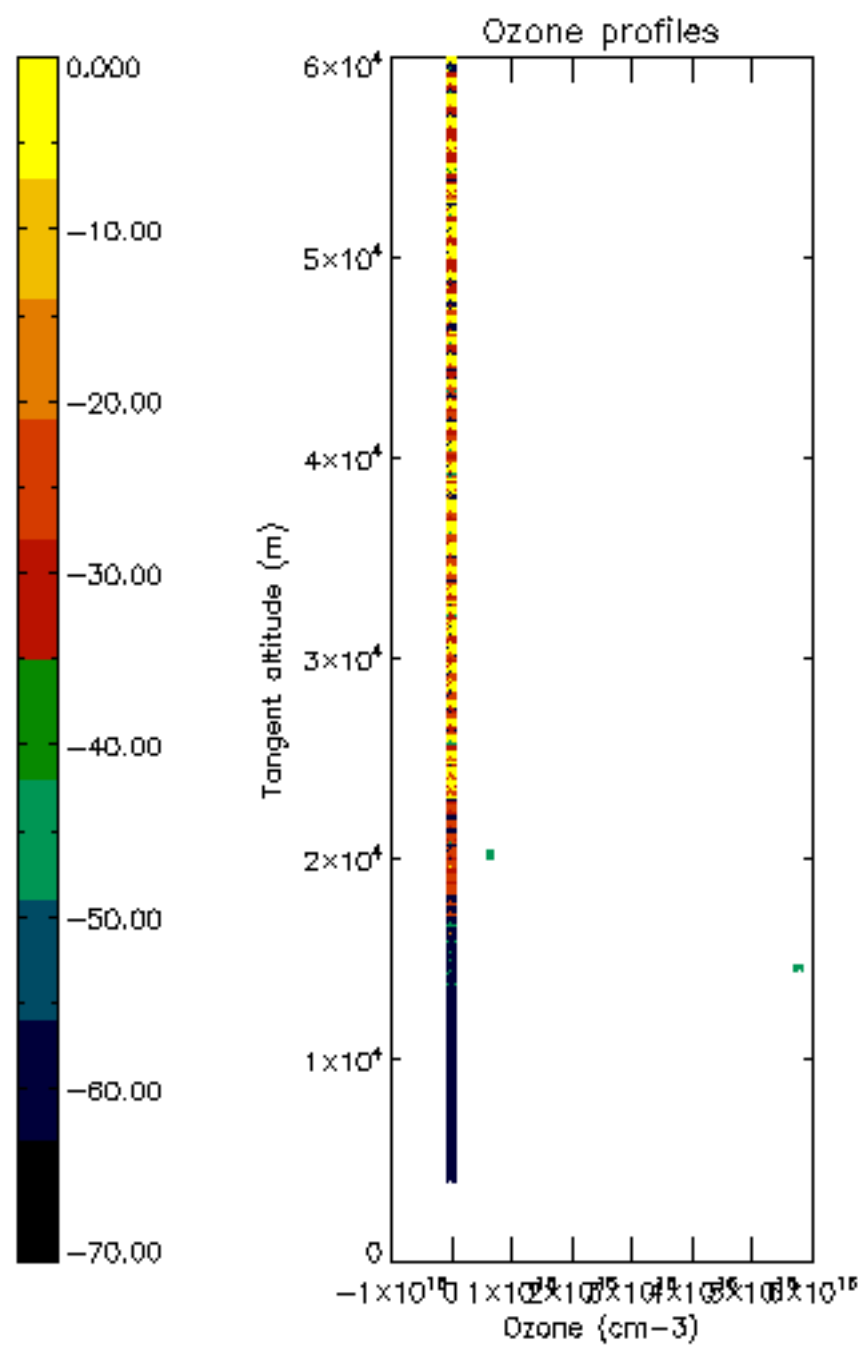


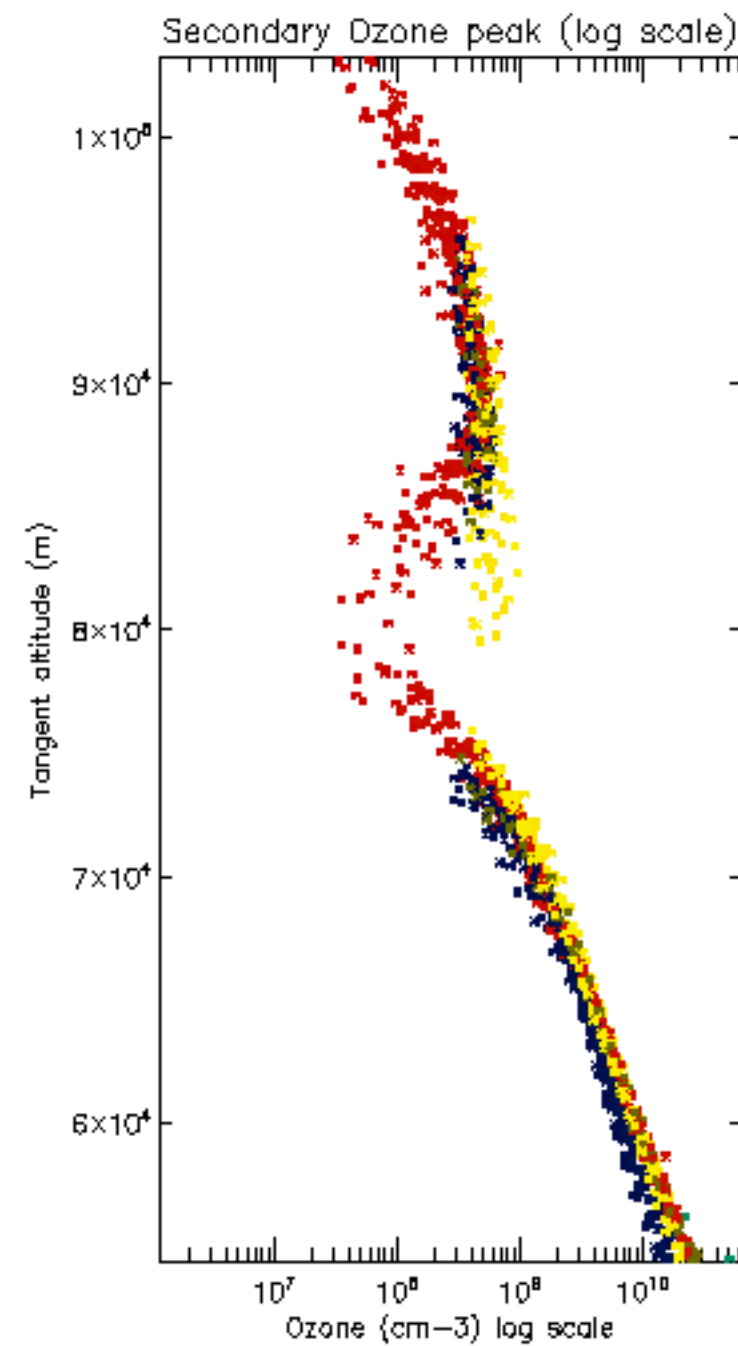
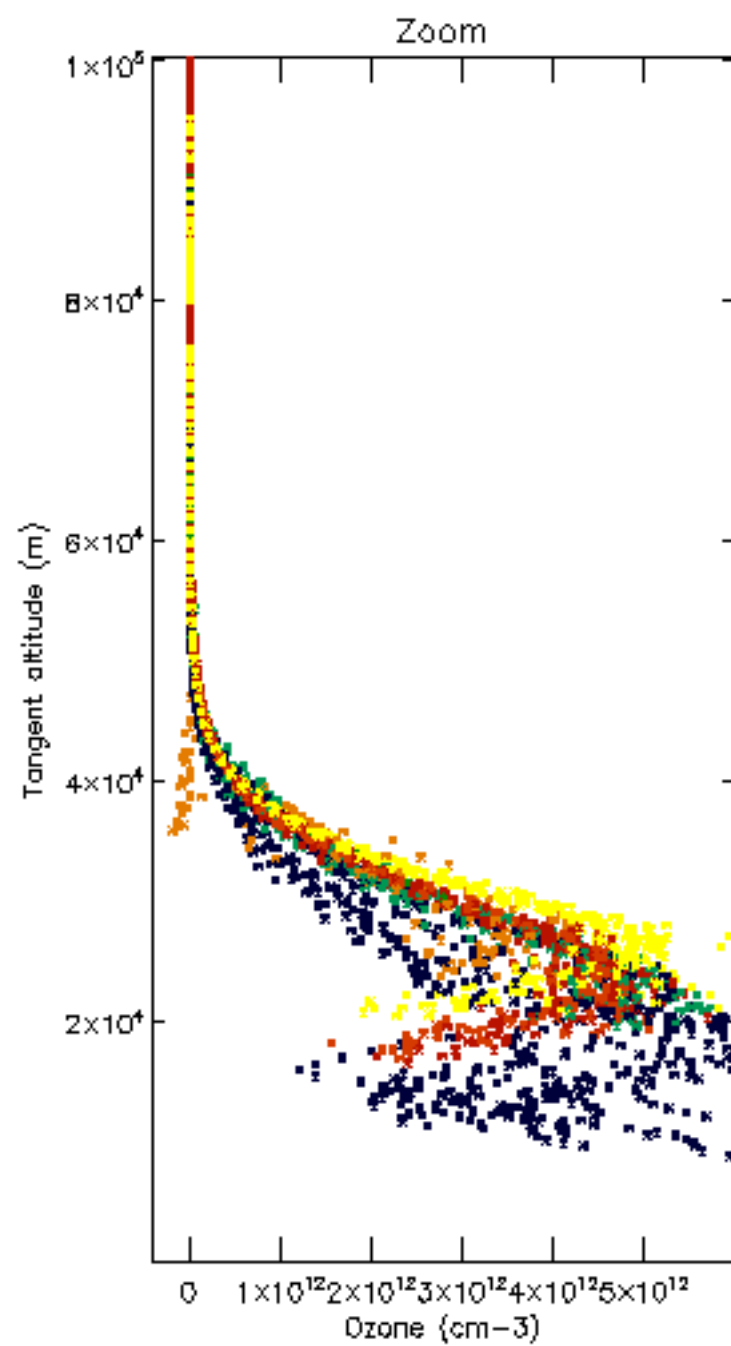
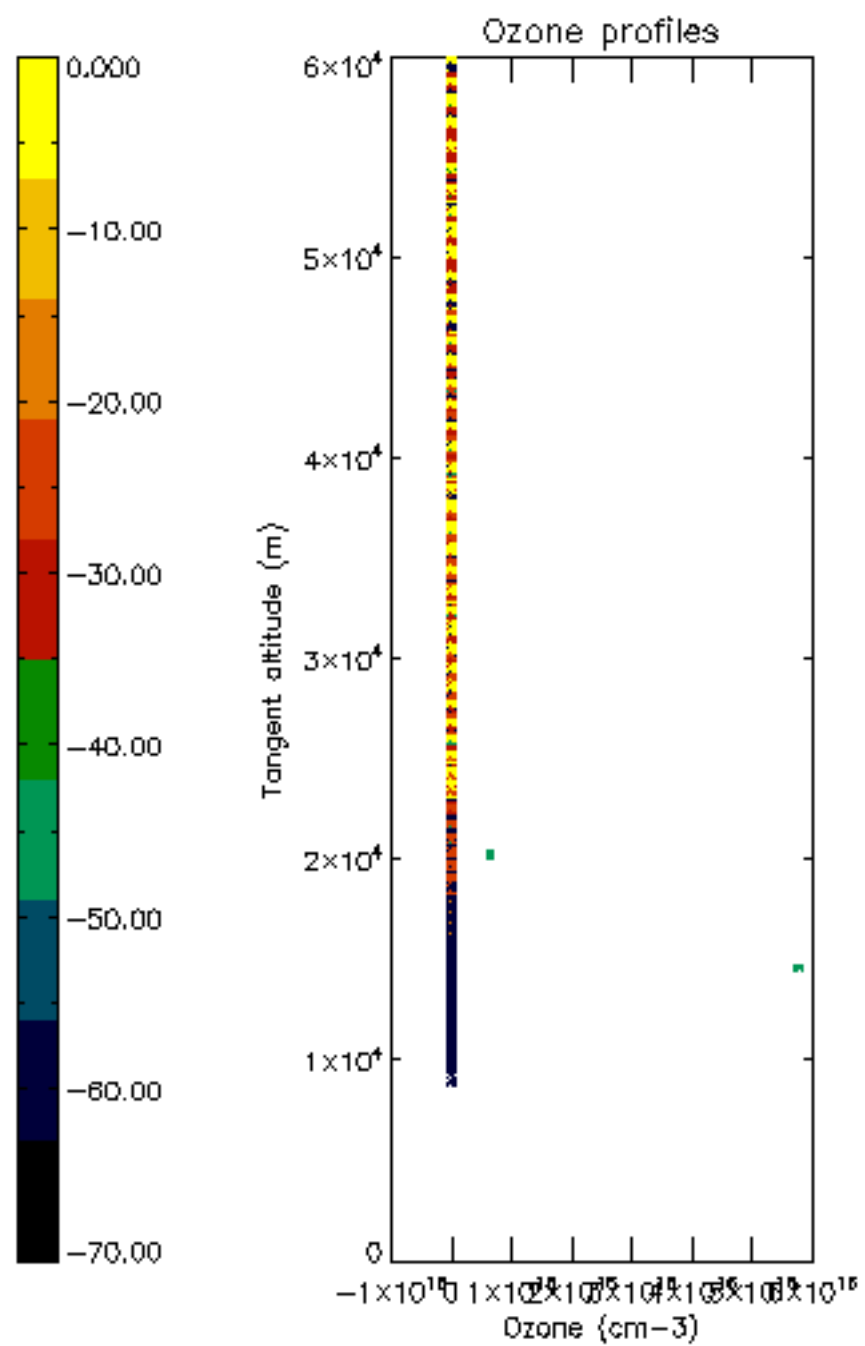
Percentage of star falling outside central band per profile

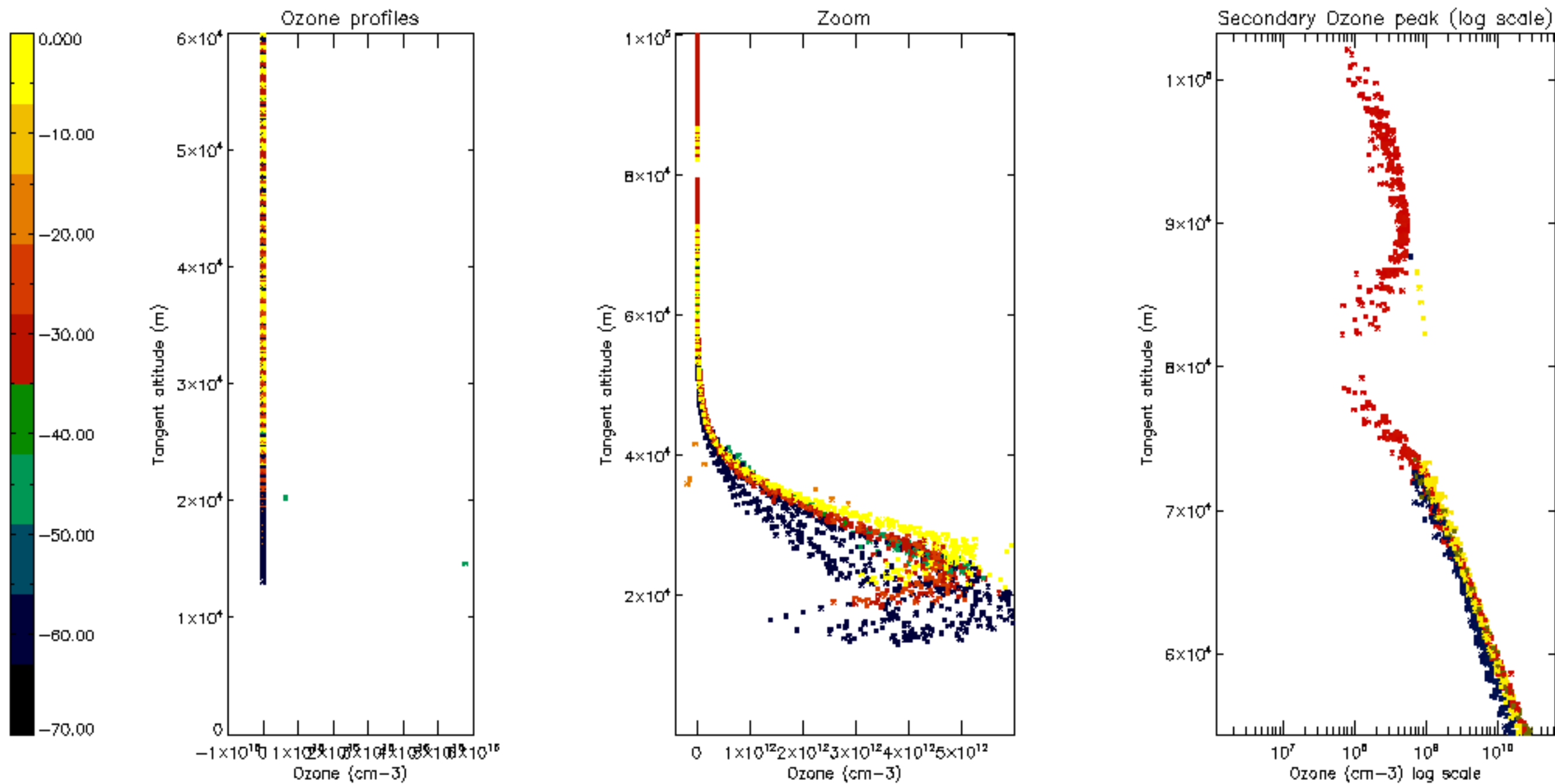


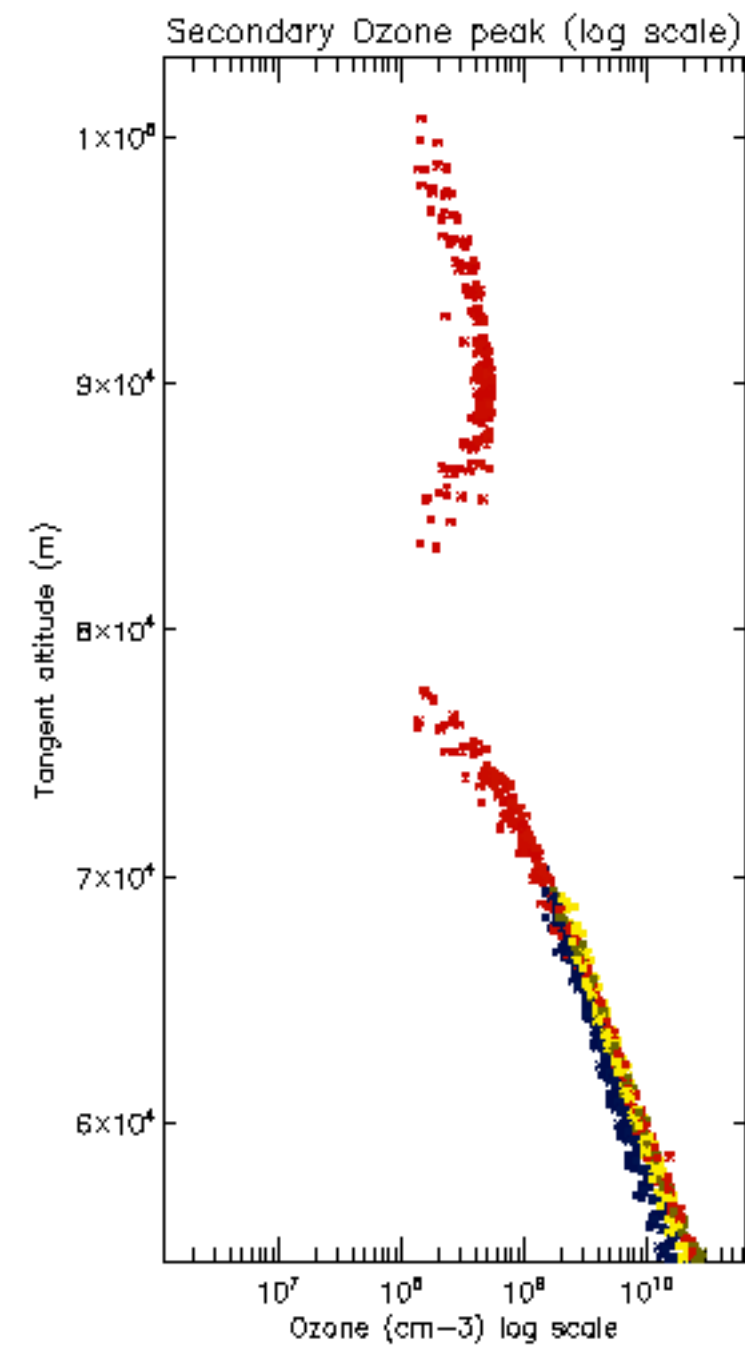
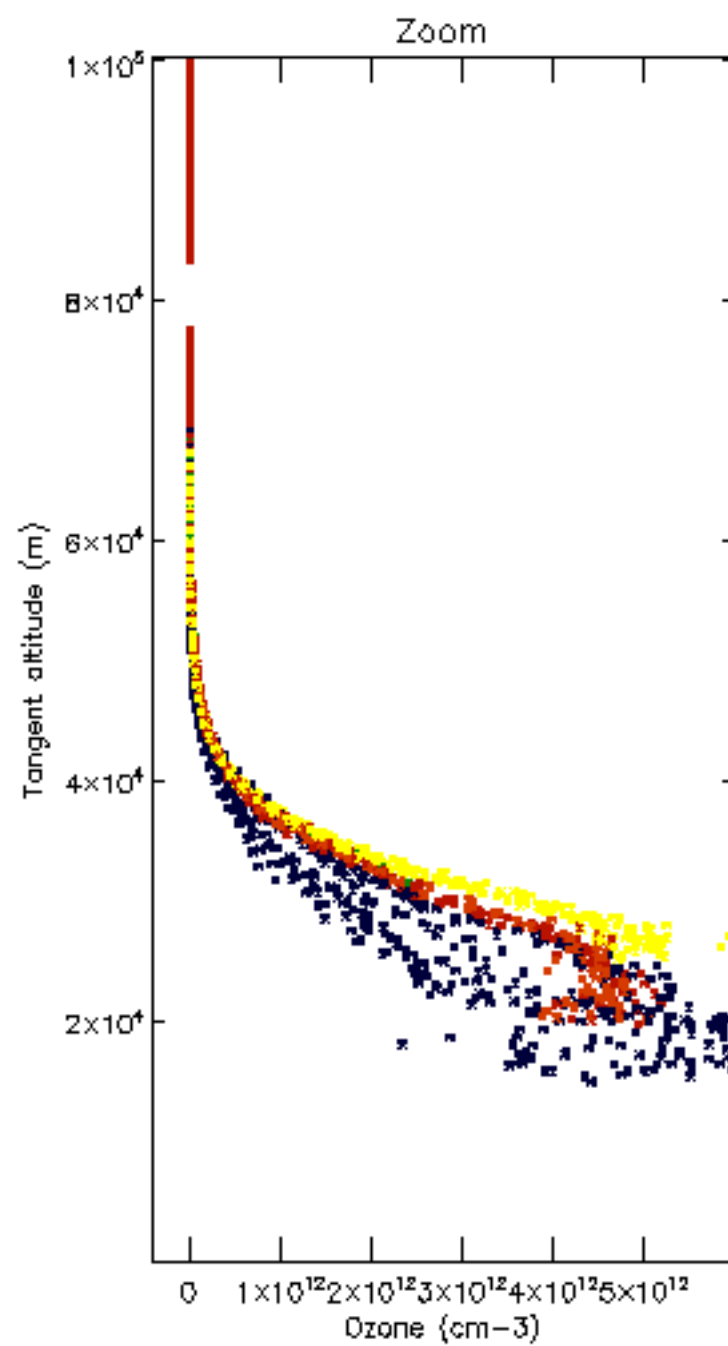
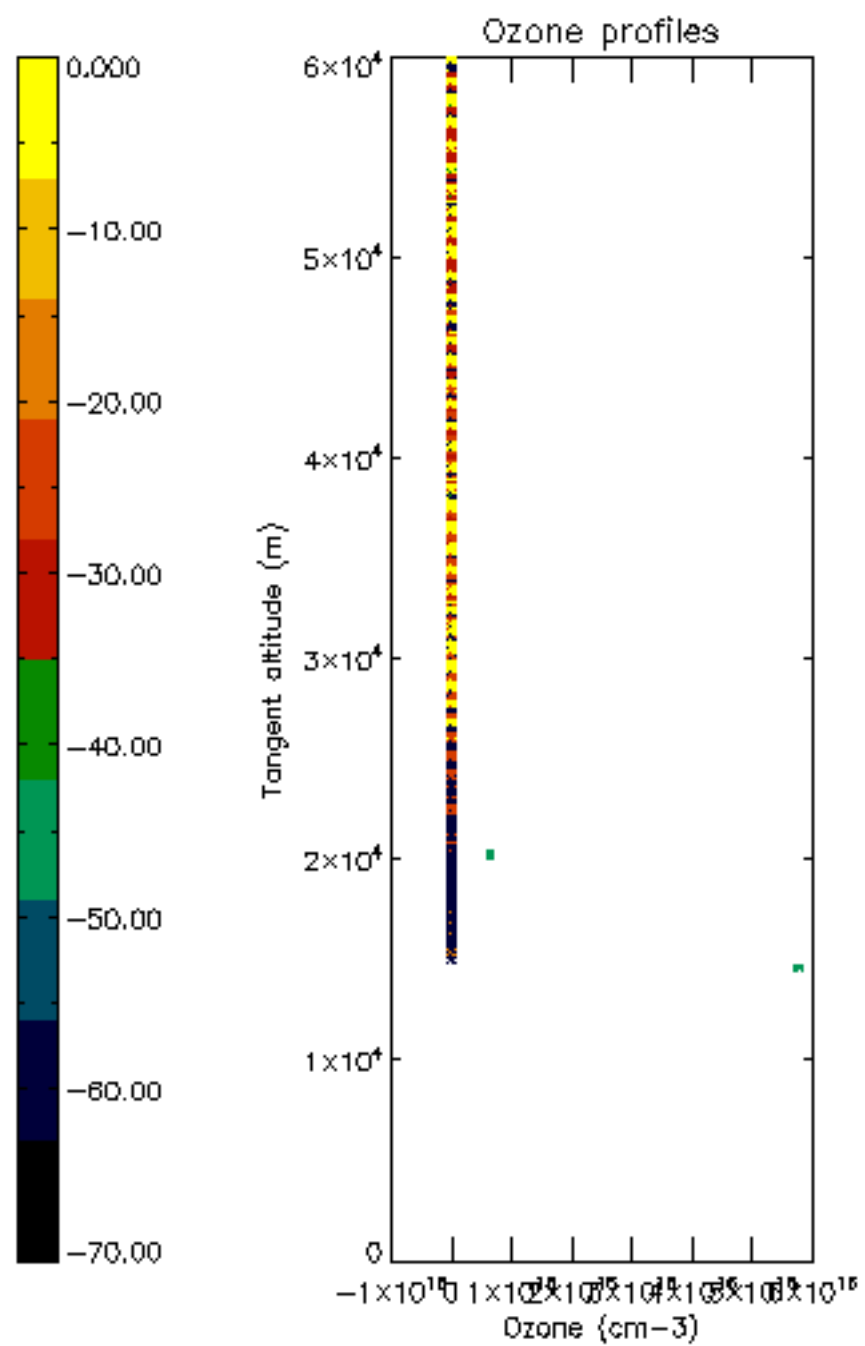
Percentage of saturation errors per profile

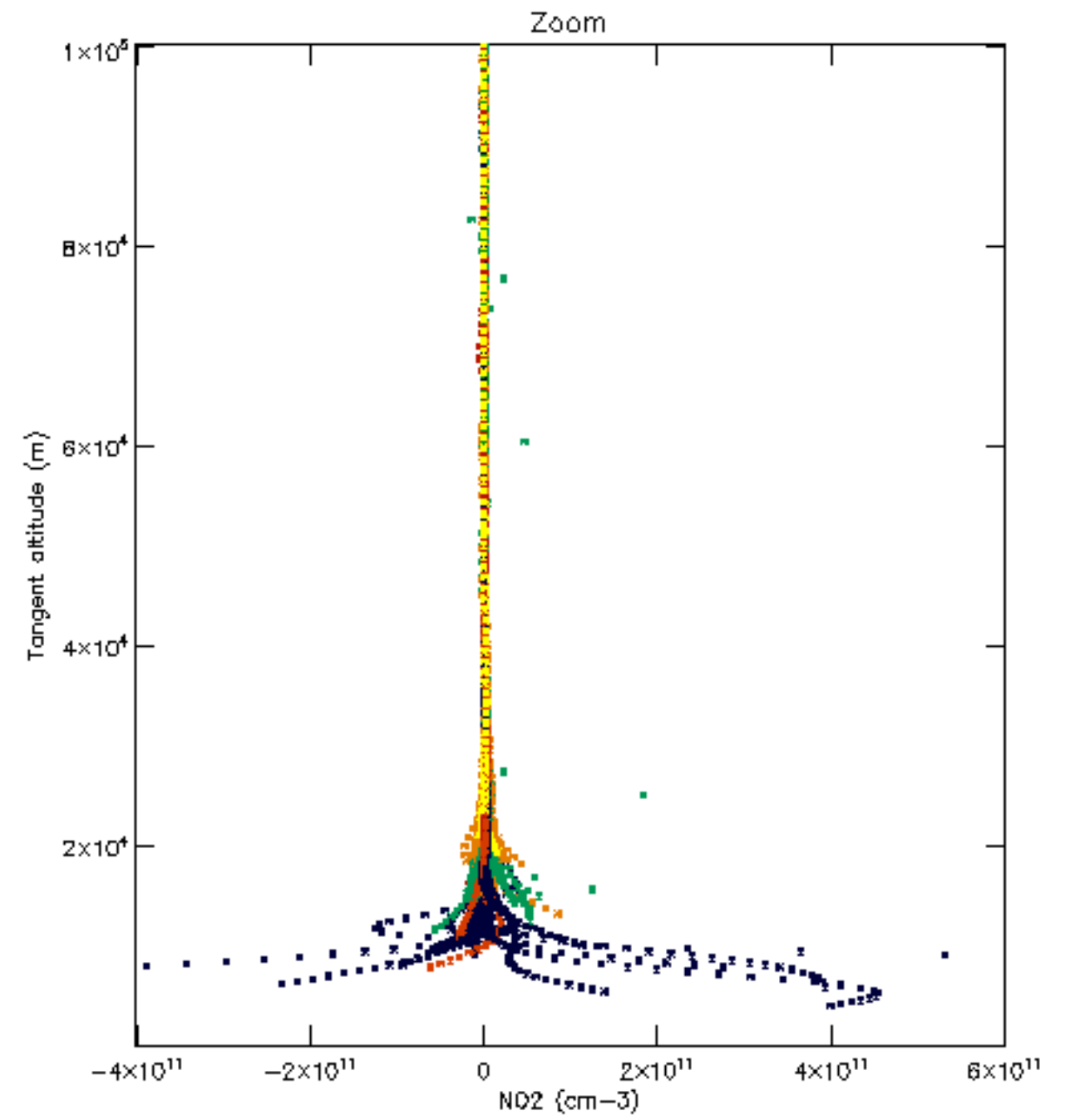
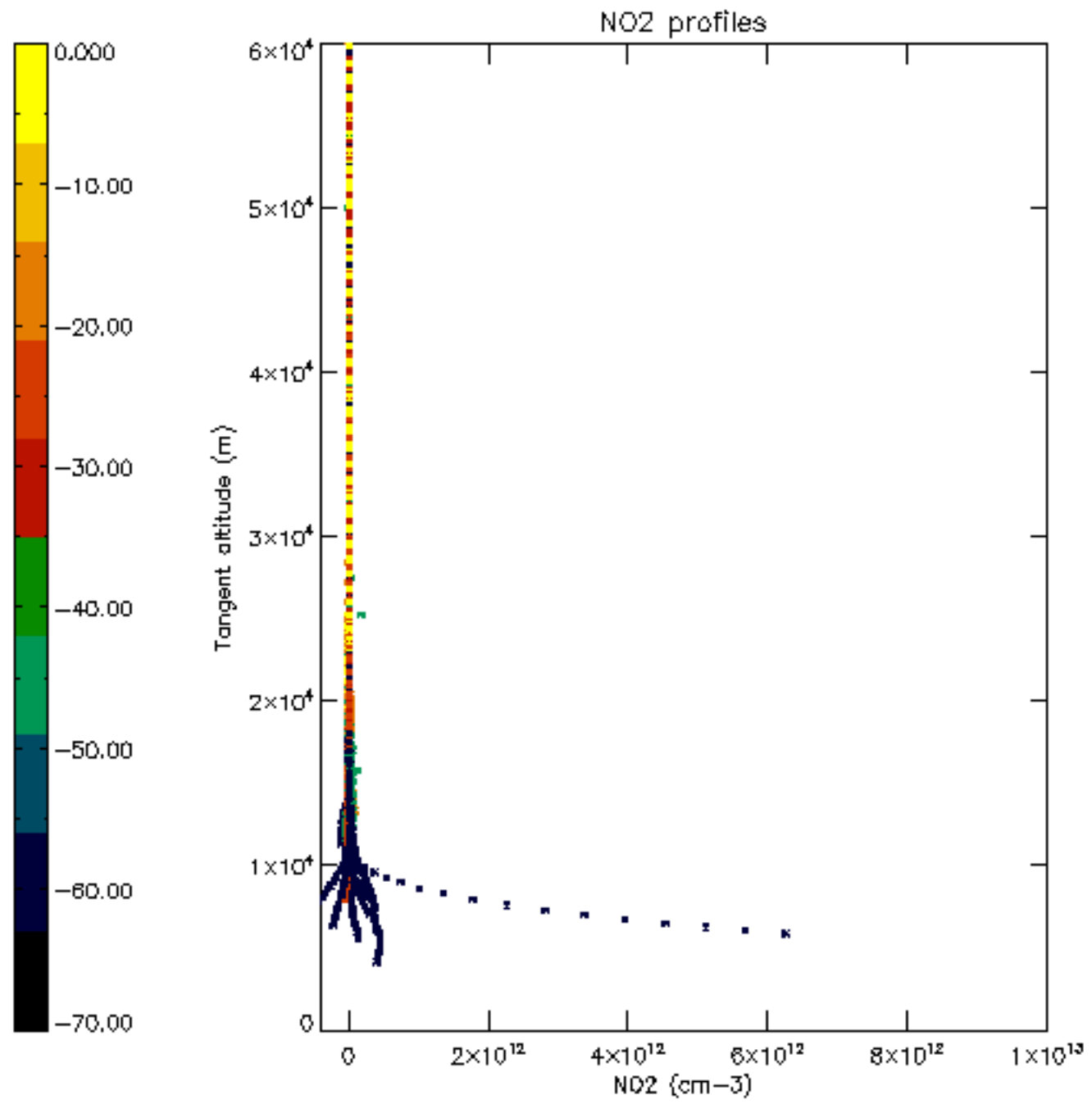


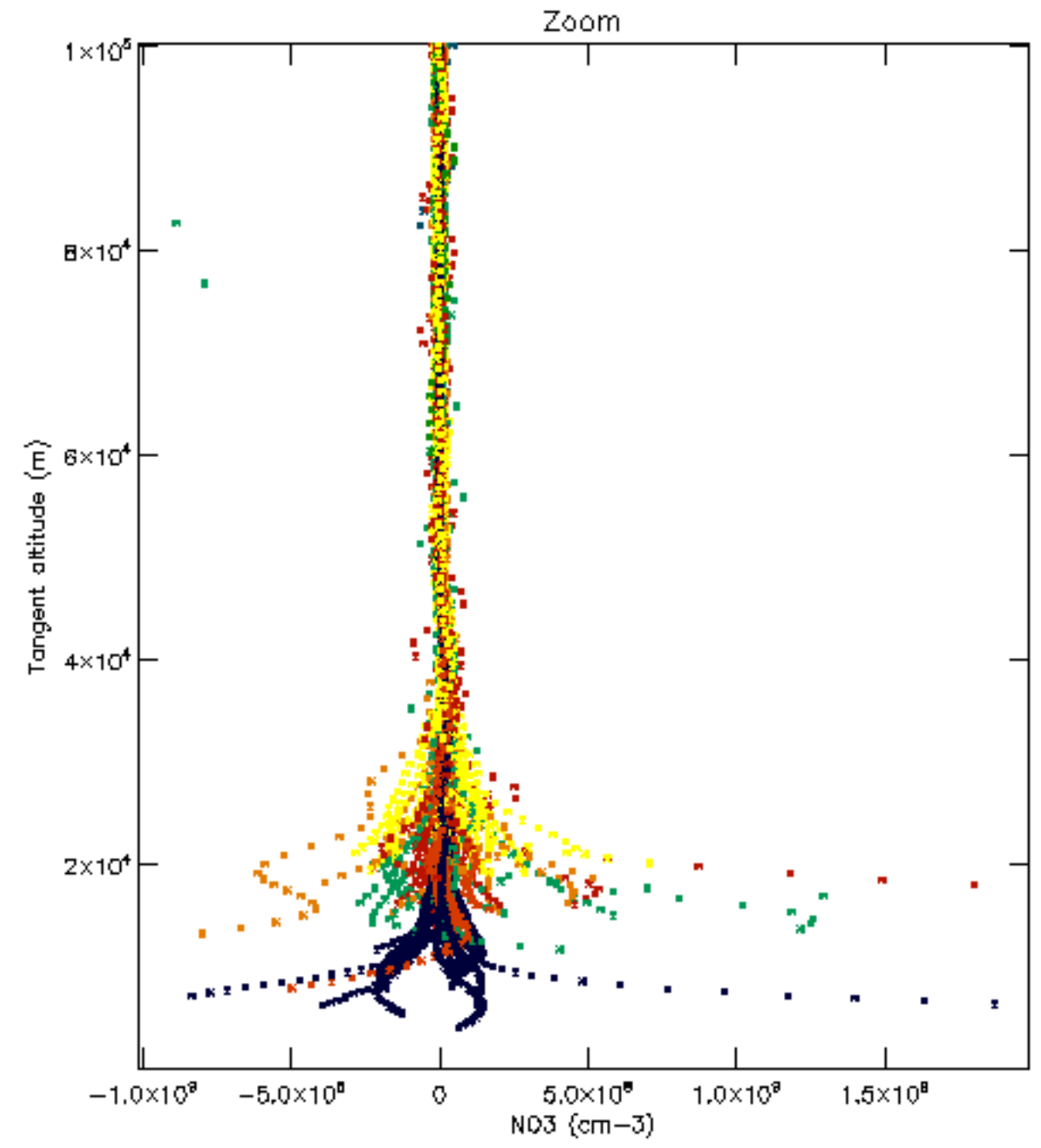
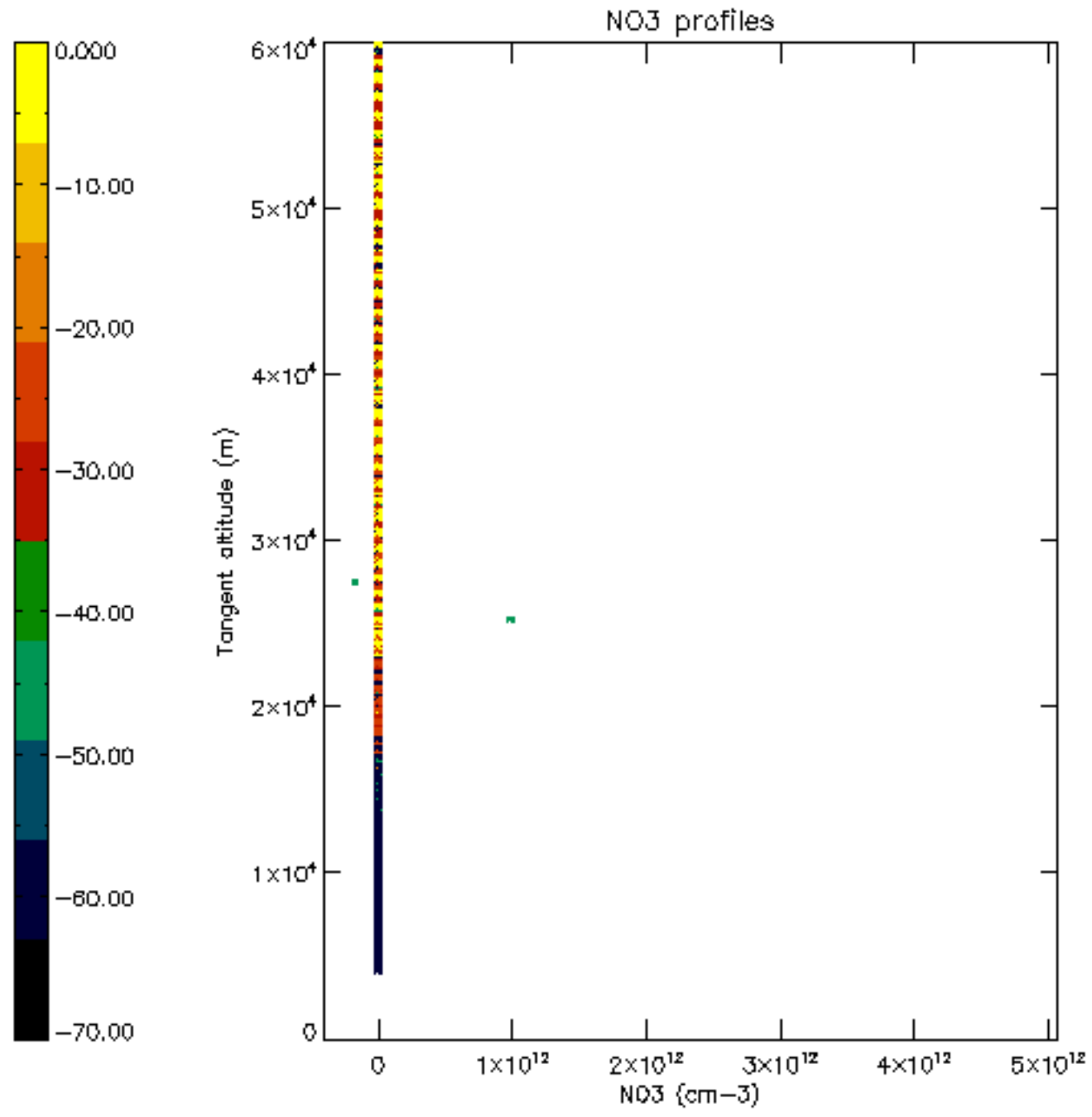


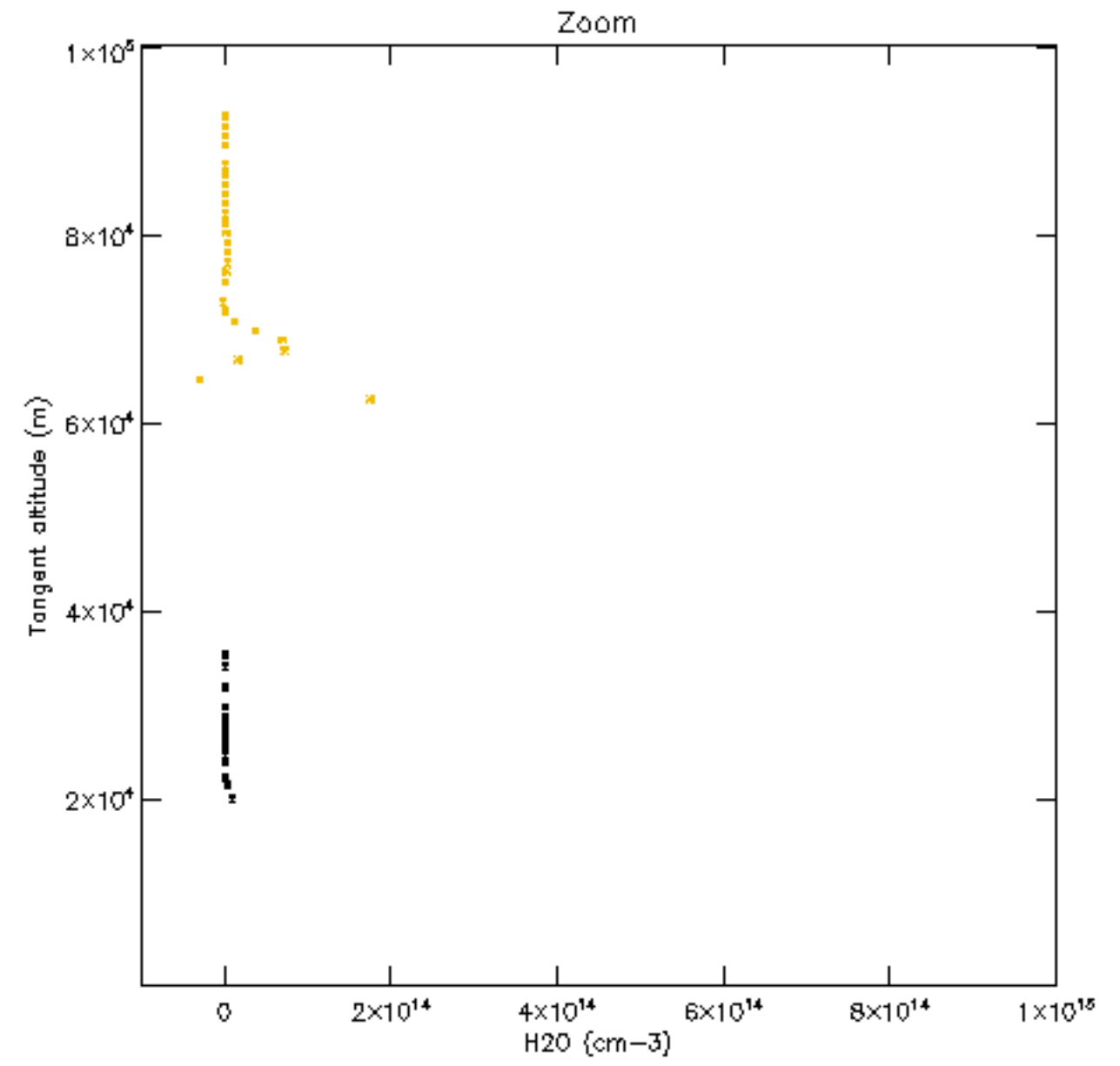
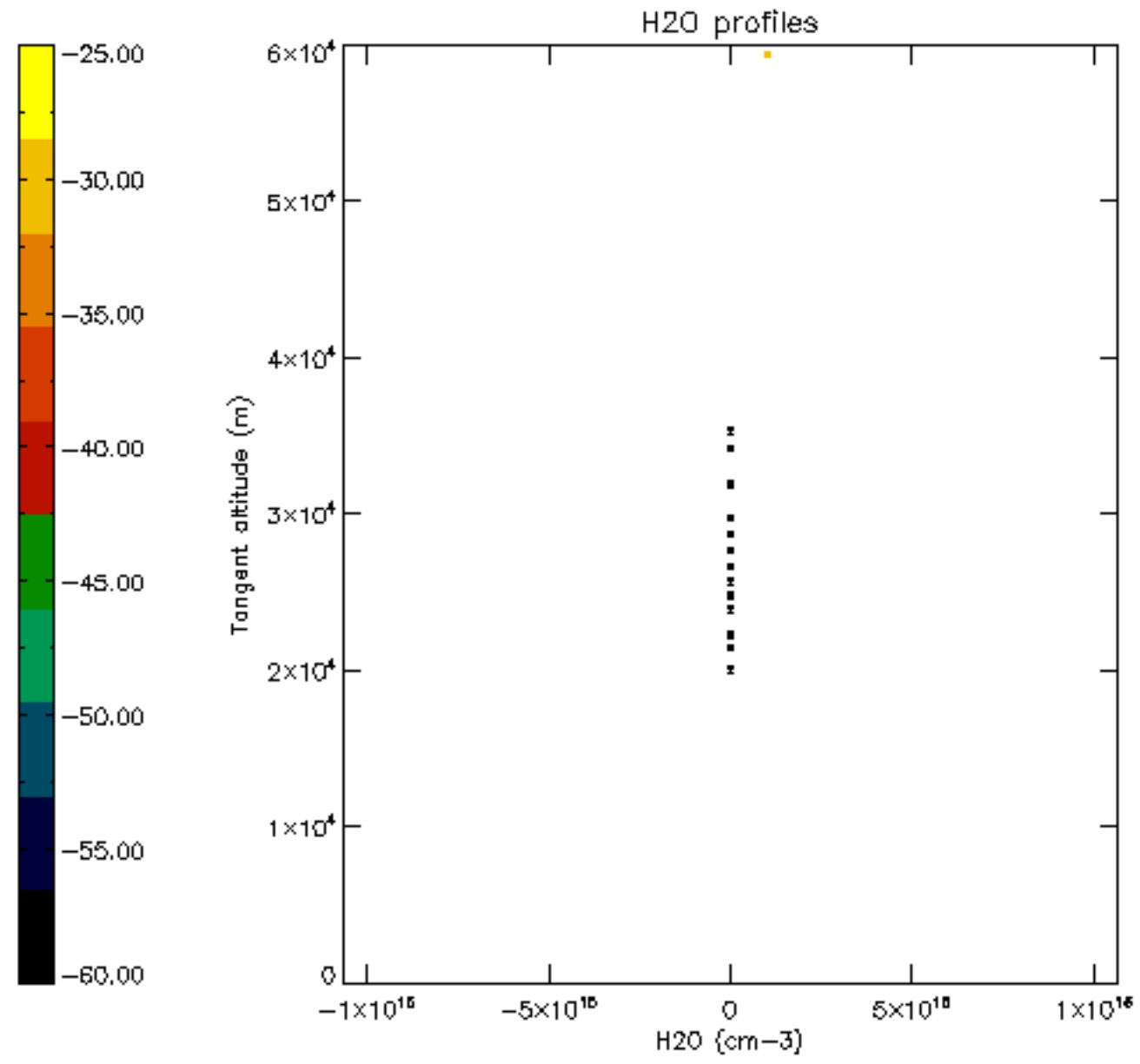


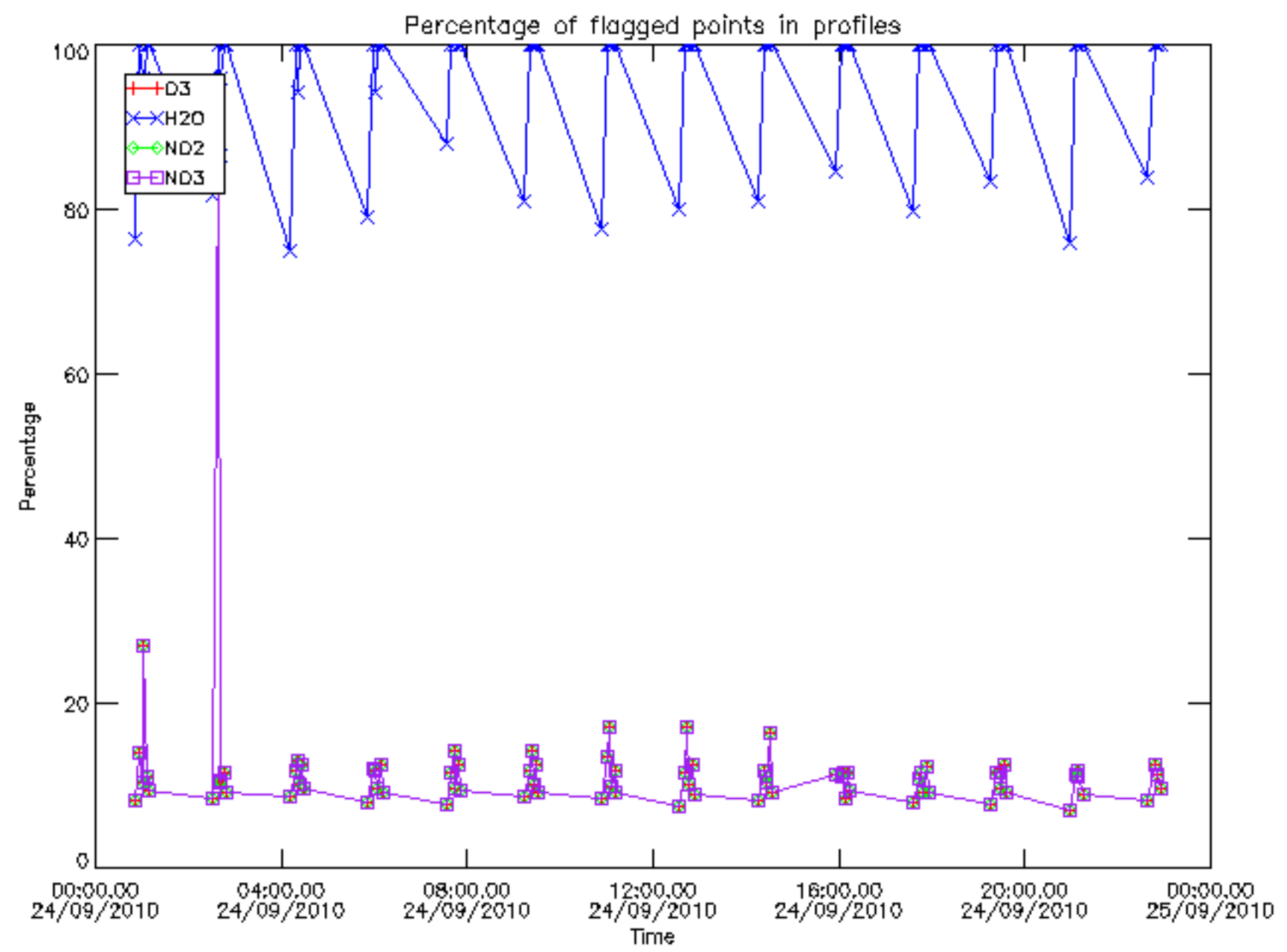




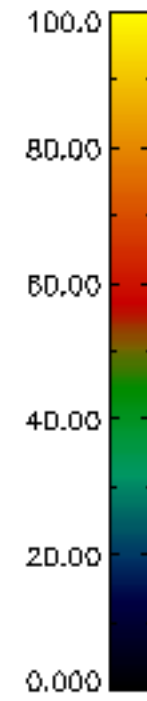
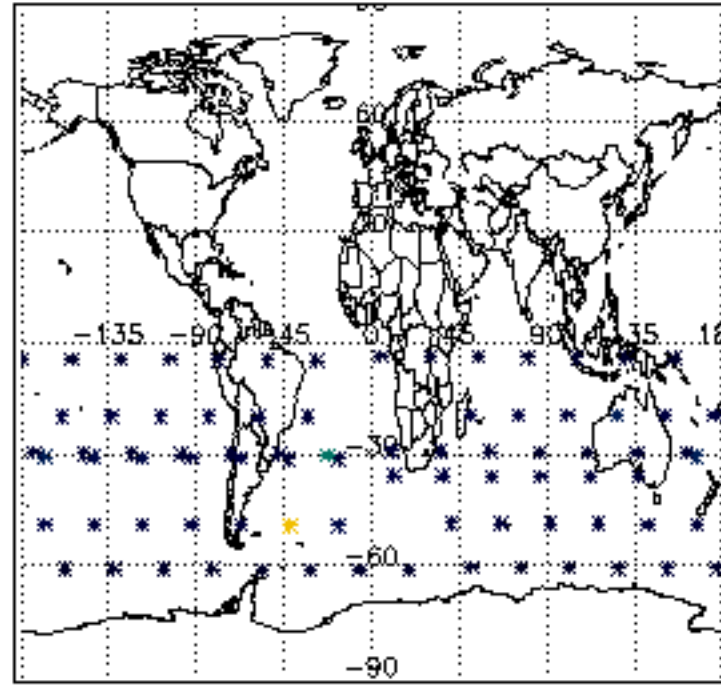




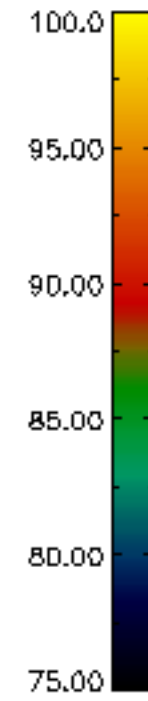
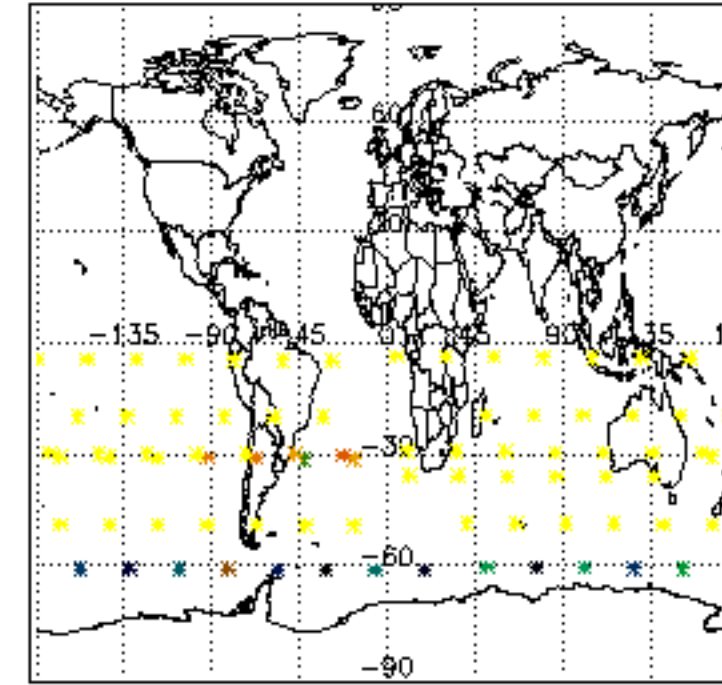




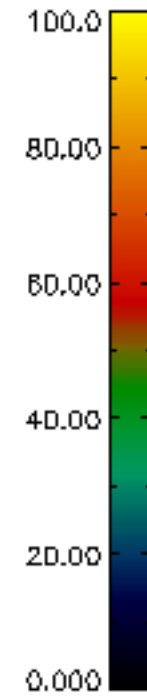
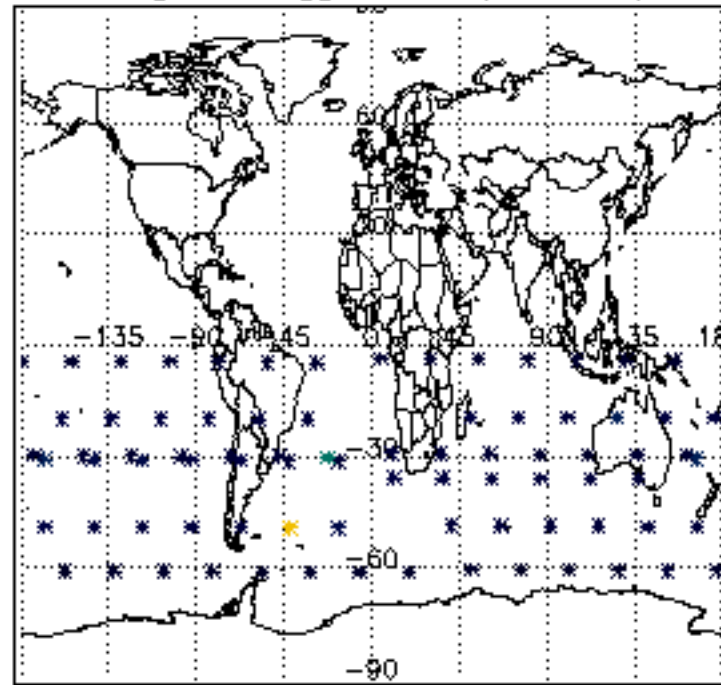
Percentage of flagged data per D3 profile



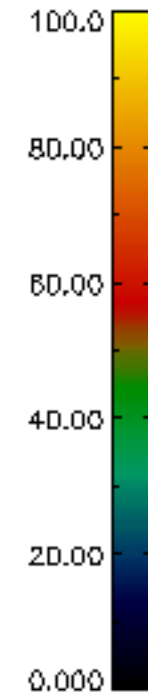
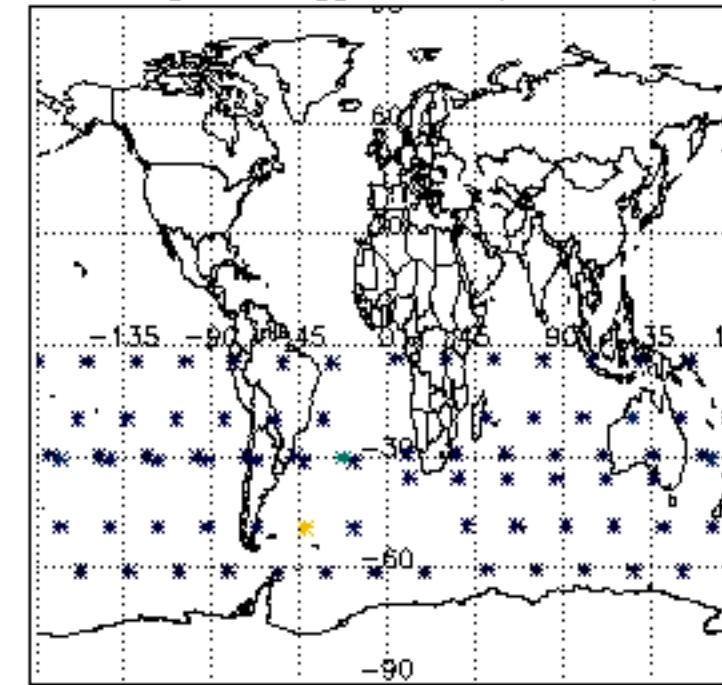
Percentage of flagged data per H2O profile

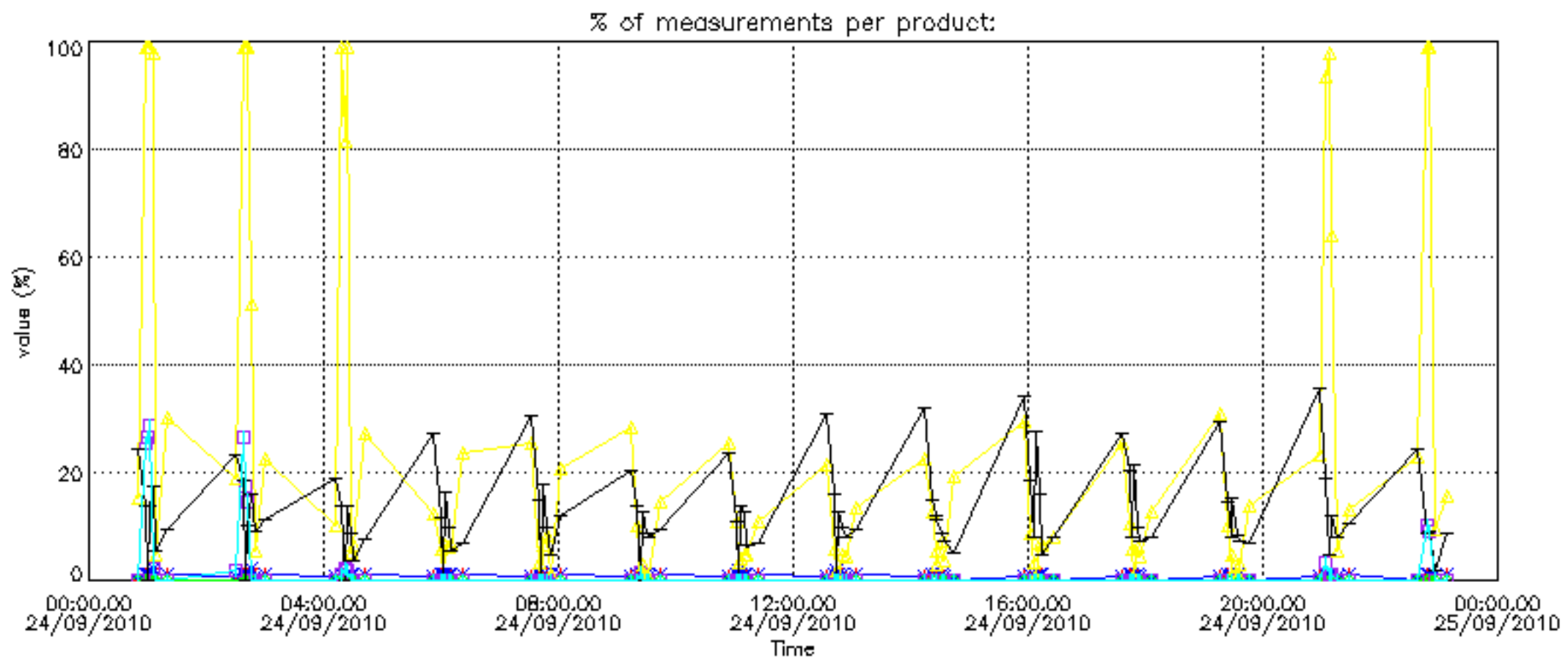


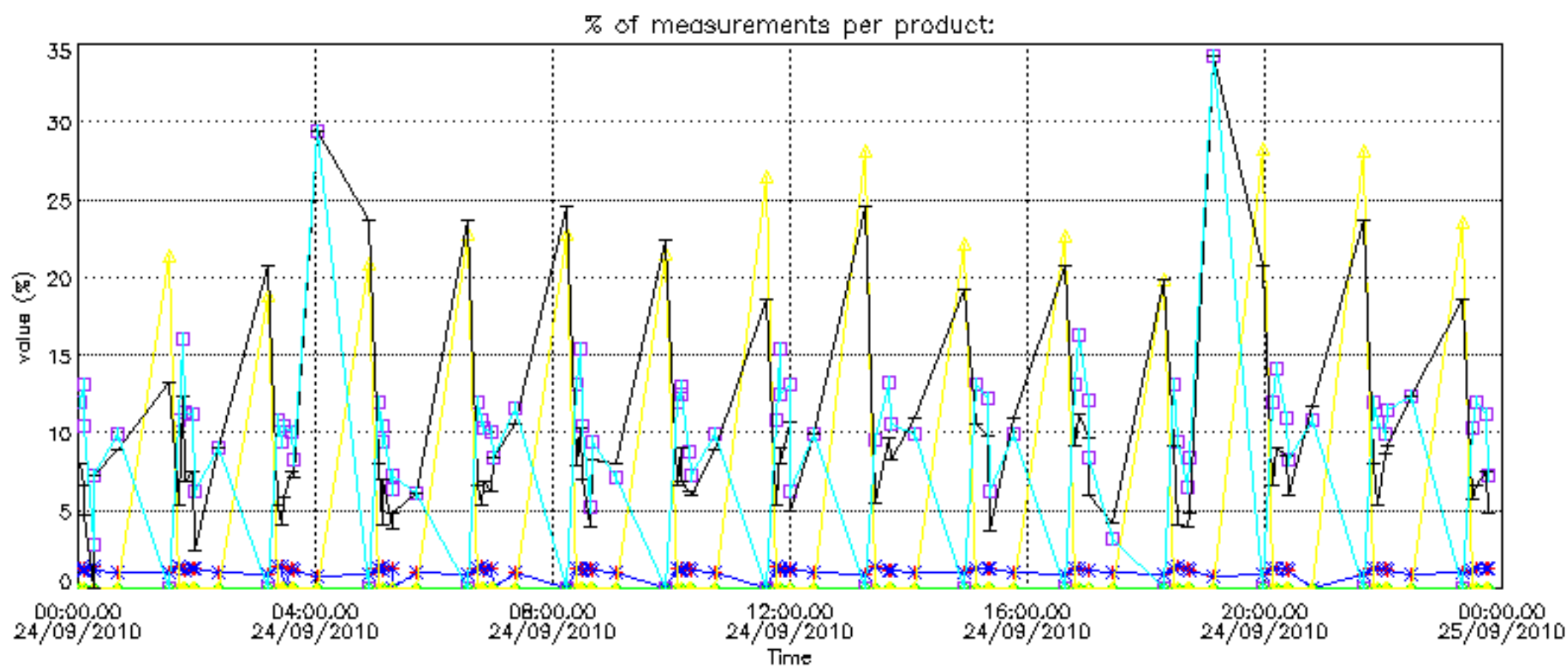
Percentage of flagged data per NO2 profile



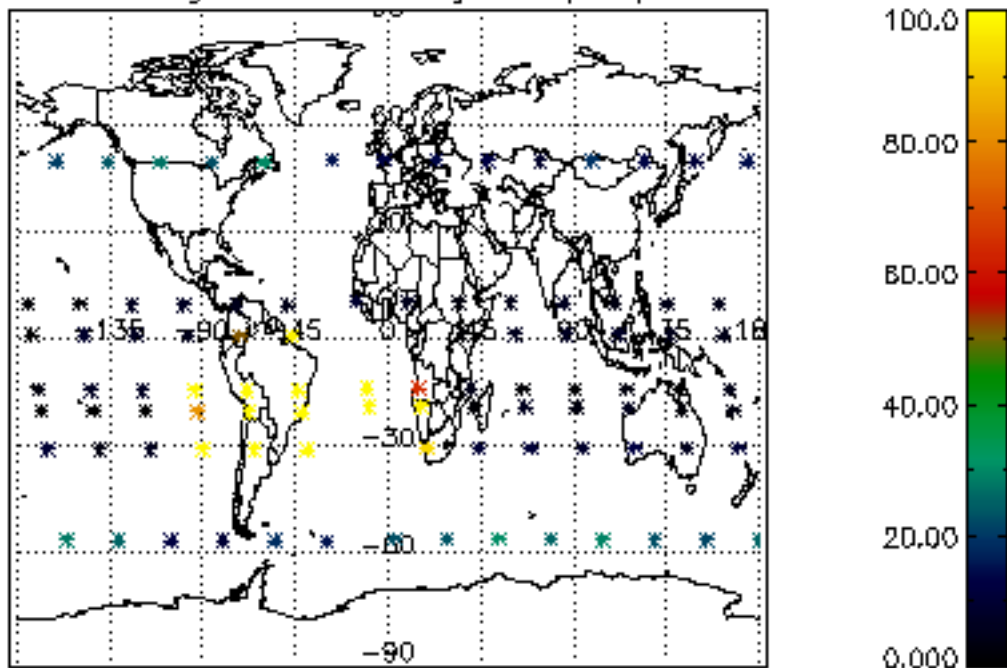
Percentage of flagged data per NO3 profile



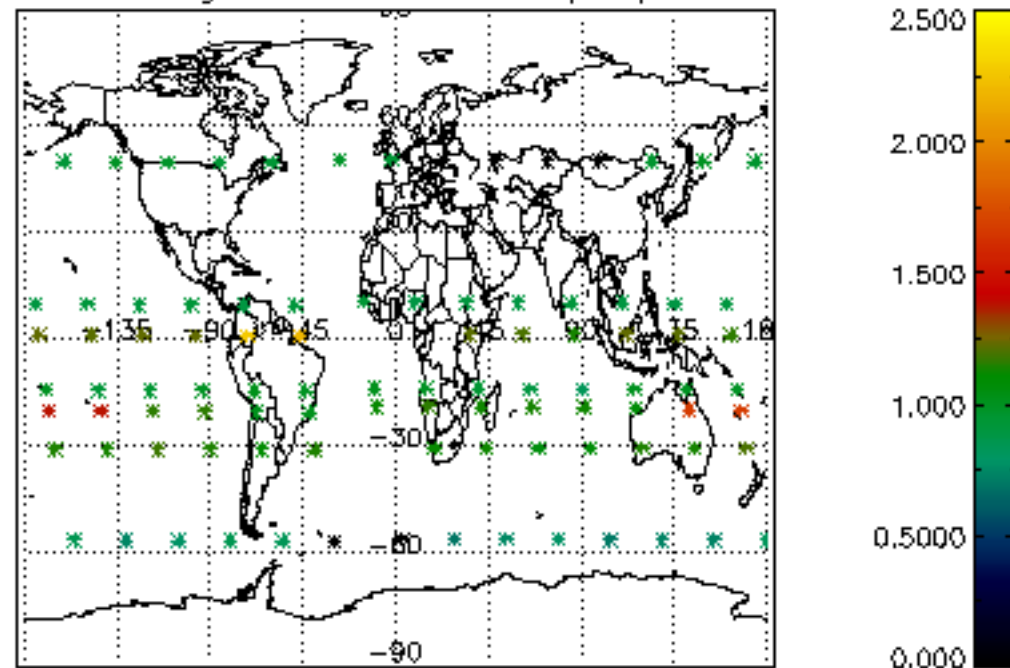




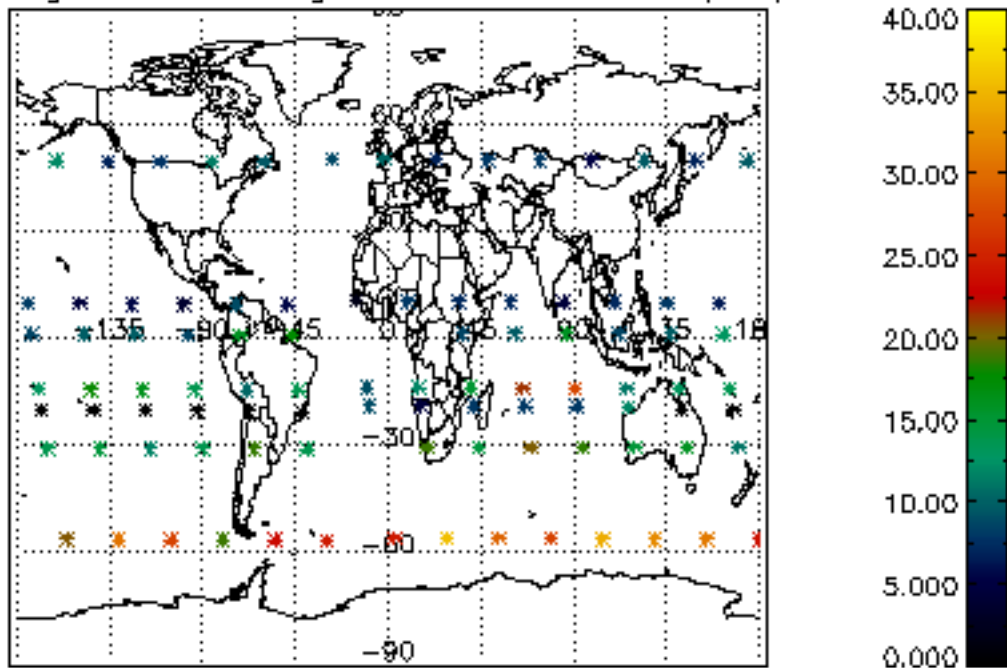
Percentage of cosmic ray hits per profile



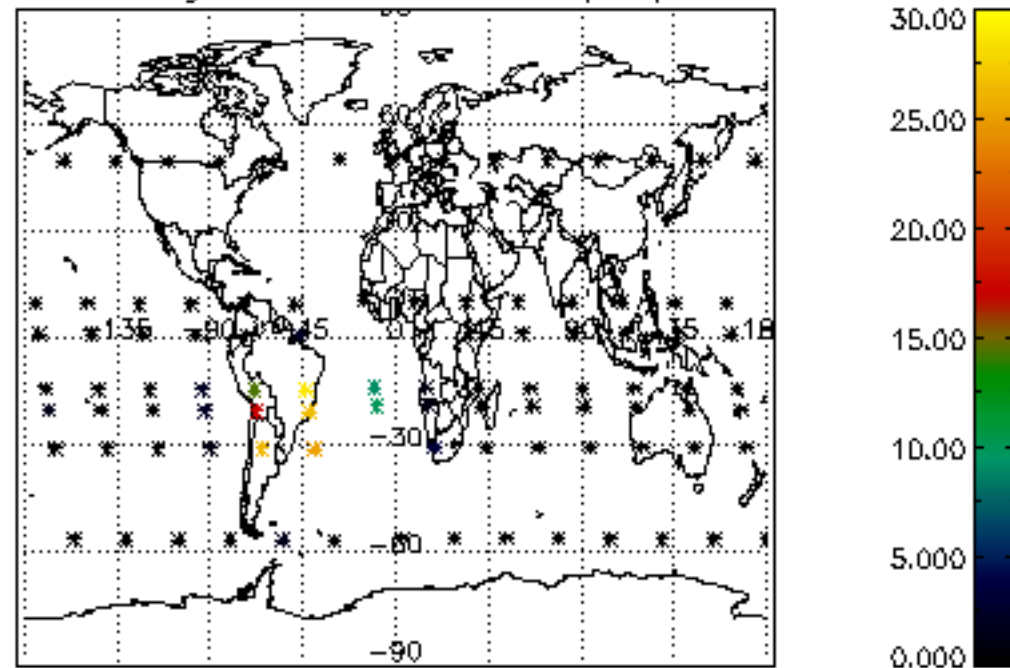
Percentage of datation errors per profile



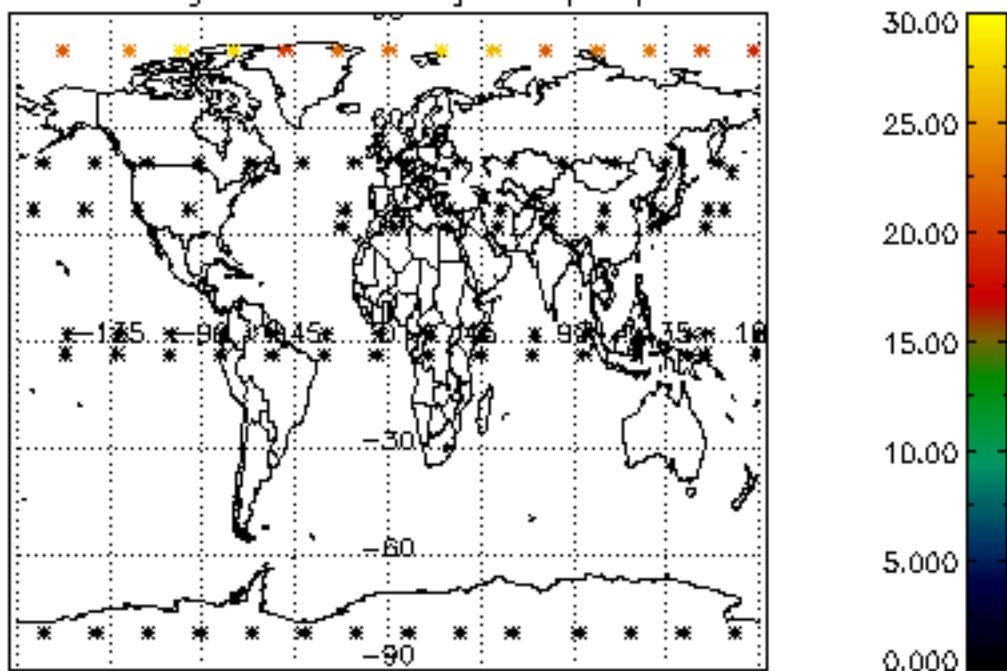
Percentage of star falling outside central band per profile



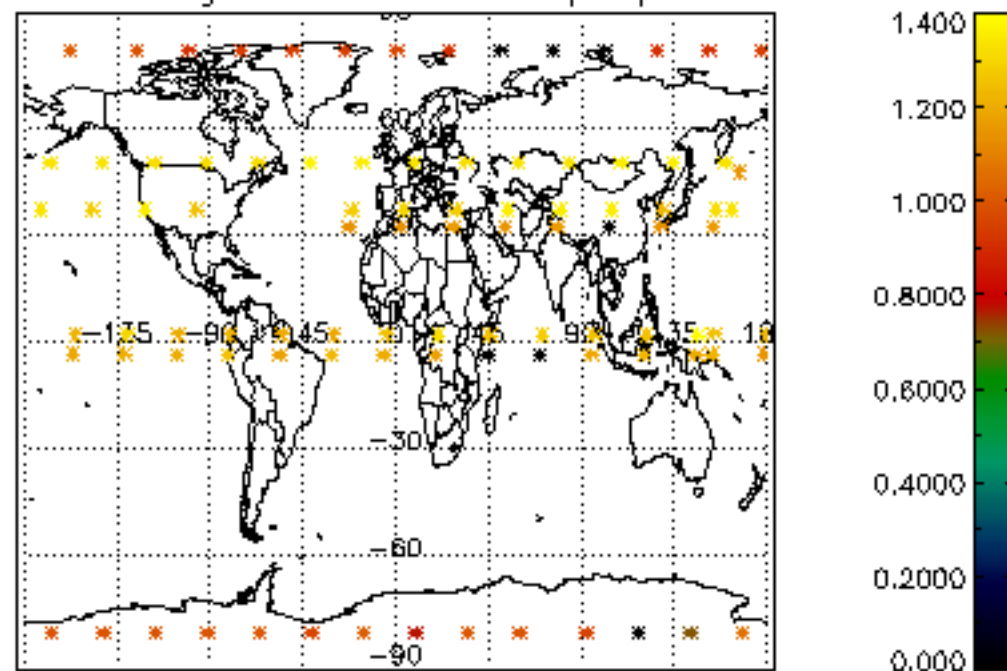
Percentage of saturation errors per profile



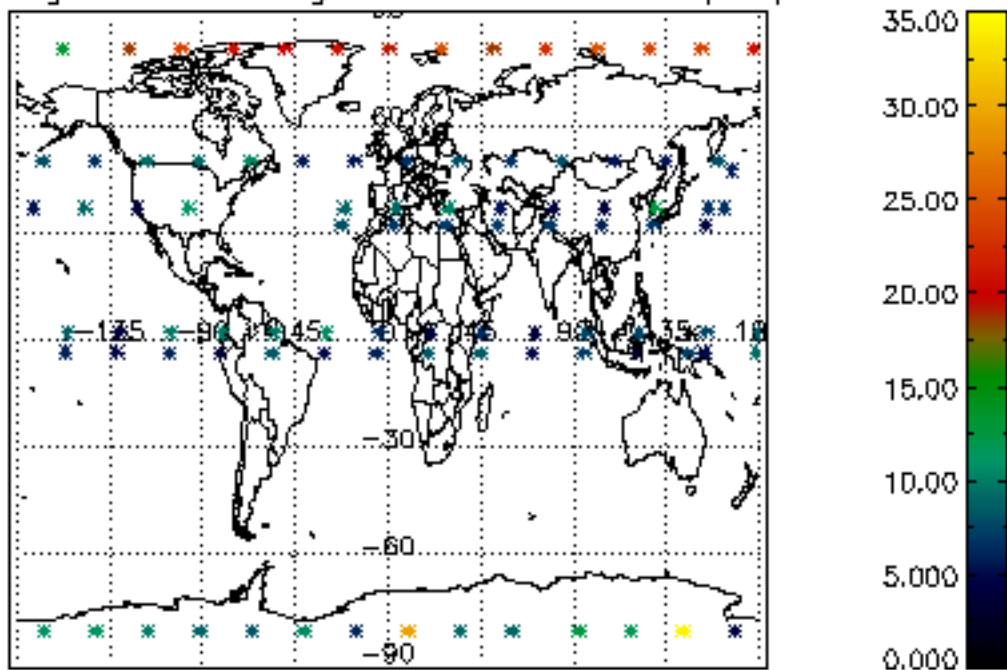
Percentage of cosmic ray hits per profile



Percentage of datation errors per profile



Percentage of star falling outside central band per profile



Percentage of saturation errors per profile

