

# GOMOS Level 2 Daily Report

## SUMMARY

### [1. General Info](#)

### [2. Summary of processed GOM\\_NL\\_2P products](#)

### [3. Level 2 Quality information per product](#)

#### [3.1 Plot of level 2 quality information per product \(time dependant\)](#)

#### [3.2 Plot of level 2 quality information per product \(world map\)](#)

### [4. Level 1 Quality information per product \(stored on level 2 products\)](#)

#### [4.1 Plot of level 1 quality information per product \(time dependant\)](#)

##### [4.1.1 Plot of level 1 quality information per product \(time dependant\): ASCENDING](#)

##### [4.1.2 Plot of level 1 quality information per product \(time dependant\): DESCENDING](#)

#### [4.2 Plot of level 1 quality information per product \(world map\)](#)

##### [4.2.1 Plot of level 1 quality information per product \(world map\): ASCENDING](#)

##### [4.2.2 Plot of level 1 quality information per product \(world map\): DESCENDING](#)

### [5. Ozone profiles based on quality statistics and other trace gas profiles](#)

#### [5.1 Ozone statistics based on quality of products](#)

#### [5.2 Plot ozone profiles for all STD \(dark without errors\)](#)

#### [5.3 Plot ozone profiles where STD < 20% \(dark without errors\)](#)

#### [5.4. Plot ozone profiles where STD < 10% \(dark without errors\)](#)

#### [5.5. Plot ozone profiles where STD < 5% \(dark without errors\)](#)

#### [5.6 Plot NO2 profiles for all STD \(dark without errors\)](#)

#### [5.7 Plot NO3 profiles for all STD \(dark without errors\)](#)

#### [5.8 Plot H2O profiles \(only for occultations of stars 1,2,3,4,13,14,16,26,63 dark without errors\) for all STD](#)

### [6. Auxiliary Data Files used for the production reported in section 2](#)

This report presents the daily analysis on parameters extracted from GOMOS level 2 data (GOM\_NL\_\_2P). It is intended to monitor some important parameters that will impact the quality of these products. A list of level 2 products (and content) that have arrived during the reporting day to the PCF is also given.

Item	Value
Time of report generation	29APR2013 15:15:21
Data source version	GOMOS/6.01
Start time of products	18-09-2010 (18SEP2010 00:00:00)
Stop time of products	19-09-2010 (19SEP2010 00:00:00)
Store outputs in DB	Yes
Nb of level 2 prods	212
Nb of prods with errors	0

## 2. Summary of processed GOM\_NL\_\_2P products.

Nr	Filename	UTC Start time	Limb	Duration	Star Id	Star Name	Star Mag	Star Temp	Nb Meas	Orbit	Prod. error
1	GOM_NL__2PRFIN20100918_000421_000000402093_00059_44702_7394.N1	18-SEP-2010 00:04:21	Bright	40.000	74	11Bet Cas	2.2680	6600.0	80	44702	No
2	GOM_NL__2PRFIN20100918_000605_000000432093_00059_44702_7395.N1	18-SEP-2010 00:06:05	Bright	42.500	76	27Gam Cas	2.3000	30000.	85	44702	No
3	GOM_NL__2PRFIN20100918_002849_000000642093_00059_44702_7396.N1	18-SEP-2010 00:28:49	Bright	63.500	24	66Alp Gem	1.5800	10200.	127	44702	No
4	GOM_NL__2PRFIN20100918_003741_000000592093_00059_44702_7397.N1	18-SEP-2010 00:37:41	Dark	59.000	8	10Alp CMi	0.40000	6500.0	118	44702	No
5	GOM_NL__2PRFIN20100918_004703_000000572093_00059_44702_7398.N1	18-SEP-2010 00:47:03	Dark	56.500	1	9Alp CMa	-1.4400	11000.	113	44702	No
6	GOM_NL__2PRFIN20100918_004909_000000502093_00059_44702_7399.N1	18-SEP-2010 00:49:09	Dark	49.500	23	21Eps CMa	1.5020	26000.	99	44702	No
7	GOM_NL__2PRFIN20100918_005519_000000552093_00060_44703_7399.N1	18-SEP-2010 00:55:19	Dark	54.500	2	Alp Car	-0.73600	7000.0	109	44703	No
8	GOM_NL__2PRFIN20100918_010531_000000402093_00060_44703_7400.N1	18-SEP-2010 01:05:31	Dark	39.500	143	Alp Hyi	2.8570	7200.0	79	44703	No
9	GOM_NL__2PRFIN20100918_010657_000000472093_00060_44703_7401.N1	18-SEP-2010 01:06:57	Dark	47.000	9	Alp Eri	0.45300	24000.	94	44703	No
10	GOM_NL__2PRFIN20100918_011238_000000472093_00060_44703_7402.N1	18-SEP-2010 01:12:38	Straylight	46.500	84	Alp Phe	2.3970	4500.0	93	44703	No
11	GOM_NL__2PRFIN20100918_012011_000000602093_00060_44703_7403.N1	18-SEP-2010 01:20:11	Twilight_and_stray	59.500	52	16Bet Cet	2.0370	4500.0	119	44703	No
12	GOM_NL__2PRFIN20100918_013056_000000402093_00060_44703_7404.N1	18-SEP-2010 01:30:56	Bright	40.000	90	54Alp Peg	2.4870	11000.	80	44703	No
13	GOM_NL__2PRFIN20100918_013446_000000382093_00060_44703_7405.N1	18-SEP-2010 01:34:46	Bright	38.000	93	53Bet Peg	2.5200	3100.0	76	44703	No
14	GOM_NL__2PRFIN20100918_013639_000000462093_00060_44703_7406.N1	18-SEP-2010 01:36:39	Bright	46.000	58	21Alp And	2.0730	11000.	92	44703	No
15	GOM_NL__2PRFIN20100918_014456_000000422093_00060_44703_7407.N1	18-SEP-2010 01:44:56	Bright	42.000	74	11Bet Cas	2.2680	6600.0	84	44703	No
16	GOM_NL__2PRFIN20100918_014641_000000422093_00060_44703_7408.N1	18-SEP-2010 01:46:41	Bright	41.500	76	27Gam Cas	2.3000	30000.	83	44703	No
17	GOM_NL__2PRFIN20100918_020925_000000642093_00060_44703_7409.N1	18-SEP-2010 02:09:25	Bright	64.000	24	66Alp Gem	1.5800	10200.	128	44703	No
18	GOM_NL__2PRFIN20100918_021818_000000562093_00060_44703_7410.N1	18-SEP-2010 02:18:18	Dark	55.500	8	10Alp CMi	0.40000	6500.0	111	44703	No
19	GOM_NL__2PRFIN20100918_022542_000000442093_00060_44703_7411.N1	18-SEP-2010 02:25:42	Dark	43.500	132	15Rho Pup	2.8030	6900.0	87	44703	No
20	GOM_NL__2PRFIN20100918_022740_000000662093_00060_44703_7412.N1	18-SEP-2010 02:27:40	Dark	65.500	1	9Alp CMa	-1.4400	11000.	131	44703	No
21	GOM_NL__2PRFIN20100918_022946_000000492093_00060_44703_7413.N1	18-SEP-2010 02:29:46	Dark	49.000	23	21Eps CMa	1.5020	26000.	98	44703	No
22	GOM_NL__2PRFIN20100918_023556_000000542093_00061_44704_7409.N1	18-SEP-2010 02:35:56	Dark	53.500	2	Alp Car	-0.73600	7000.0	107	44704	No
23	GOM_NL__2PRFIN20100918_024608_000000372093_00061_44704_7410.N1	18-SEP-2010 02:46:08	Dark	36.500	143	Alp Hyi	2.8570	7200.0	73	44704	No
24	GOM_NL__2PRFIN20100918_024733_000000422093_00061_44704_7411.N1	18-SEP-2010 02:47:33	Dark	42.000	9	Alp Eri	0.45300	24000.	84	44704	No
25	GOM_NL__2PRFIN20100918_025315_000000472093_00061_44704_7412.N1	18-SEP-2010 02:53:15	Straylight	46.500	84	Alp Phe	2.3970	4500.0	93	44704	No
26	GOM_NL__2PRFIN20100918_030048_000000622093_00061_44704_7413.N1	18-SEP-2010 03:00:48	Twilight_and_stray	61.500	52	16Bet Cet	2.0370	4500.0	123	44704	No
27	GOM_NL__2PRFIN20100918_031131_000000392093_00061_44704_7414.N1	18-SEP-2010 03:11:31	Bright	38.500	90	54Alp Peg	2.4870	11000.	77	44704	No
28	GOM_NL__2PRFIN20100918_031521_000000392093_00061_44704_7415.N1	18-SEP-2010 03:15:21	Bright	38.500	93	53Bet Peg	2.5200	3100.0	77	44704	No
29	GOM_NL__2PRFIN20100918_031715_000000472093_00061_44704_7416.N1	18-SEP-2010 03:17:15	Bright	47.000	58	21Alp And	2.0730	11000.	94	44704	No
30	GOM_NL__2PRFIN20100918_032531_000000382093_00061_44704_7417.N1	18-SEP-2010 03:25:31	Bright	37.500	74	11Bet Cas	2.2680	6600.0	75	44704	No
31	GOM_NL__2PRFIN20100918_032716_000000392093_00061_44704_7418.N1	18-SEP-2010 03:27:16	Bright	39.000	76	27Gam Cas	2.3000	30000.	78	44704	No
32	GOM_NL__2PRFIN20100918_035002_000000532093_00061_44704_7419.N1	18-SEP-2010 03:50:02	Bright	53.000	24	66Alp Gem	1.5800	10200.	106	44704	No
33	GOM_NL__2PRFIN20100918_035854_000000632093_00061_44704_7420.N1	18-SEP-2010 03:58:54	Dark	63.000	8	10Alp CMi	0.40000	6500.0	126	44704	No
34	GOM_NL__2PRFIN20100918_040619_000000442093_00061_44704_7421.N1	18-SEP-2010 04:06:19	Dark	43.500	132	15Rho Pup	2.8030	6900.0	87	44704	No
35	GOM_NL__2PRFIN20100918_040817_000000592093_00061_44704_7422.N1	18-SEP-2010 04:08:17	Dark	59.000	1	9Alp CMa	-1.4400	11000.	118	44704	No
36	GOM_NL__2PRFIN20100918_041023_000000512093_00061_44704_7423.N1	18-SEP-2010 04:10:23	Dark	50.500	23	21Eps CMa	1.5020	26000.	101	44704	No
37	GOM_NL__2PRFIN20100918_041632_000000542093_00062_44705_7420.N1	18-SEP-2010 04:16:32	Dark	53.500	2	Alp Car	-0.73600	7000.0	107	44705	No
38	GOM_NL__2PRFIN20100918_042644_000000412093_00062_44705_7421.N1	18-SEP-2010 04:26:44	Dark	40.500	143	Alp Hyi	2.8570	7200.0	81	44705	No
39	GOM_NL__2PRFIN20100918_042810_000000422093_00062_44705_7422.N1	18-SEP-2010 04:28:10	Dark	42.000	9	Alp Eri	0.45300	24000.	84	44705	No
40	GOM_NL__2PRFIN20100918_043351_000000482093_00062_44705_7423.N1	18-SEP-2010 04:33:51	Straylight	47.500	84	Alp Phe	2.3970	4500.0	95	44705	No
41	GOM_NL__2PRFIN20100918_044124_000000592093_00062_44705_7424.N1	18-SEP-2010 04:41:24	Twilight_and_stray	58.500	52	16Bet Cet	2.0370	4500.0	117	44705	No
42	GOM_NL__2PRFIN20100918_045207_000000392093_00062_44705_7425.N1	18-SEP-2010 04:52:07	Bright	38.500	90	54Alp Peg	2.4870	11000.	77	44705	No

43	GOM_NL__2PRFIN20100918_045557_000000422093_00062_44705_7426.N1	18-SEP-2010 04:55:57	Bright	42.000	93	53Bet Peg	2.5200	3100.0	84	44705	No
44	GOM_NL__2PRFIN20100918_045750_000000492093_00062_44705_7427.N1	18-SEP-2010 04:57:50	Bright	48.500	58	21Alp And	2.0730	11000.	97	44705	No
45	GOM_NL__2PRFIN20100918_050607_000000412093_00062_44705_7428.N1	18-SEP-2010 05:06:07	Bright	41.000	74	11Bet Cas	2.2680	6600.0	82	44705	No
46	GOM_NL__2PRFIN20100918_050752_000000422093_00062_44705_7429.N1	18-SEP-2010 05:07:52	Bright	42.000	76	27Gam Cas	2.3000	30000.	84	44705	No
47	GOM_NL__2PRFIN20100918_053038_000000472093_00062_44705_7430.N1	18-SEP-2010 05:30:38	Bright	46.500	24	66Alp Gem	1.5800	10200.	93	44705	No
48	GOM_NL__2PRFIN20100918_053931_000000542093_00062_44705_7431.N1	18-SEP-2010 05:39:31	Dark	54.000	8	10Alp CMi	0.40000	6500.0	108	44705	No
49	GOM_NL__2PRFIN20100918_054655_000000442093_00062_44705_7432.N1	18-SEP-2010 05:46:55	Dark	44.000	132	15Rho Pup	2.8030	6900.0	88	44705	No
50	GOM_NL__2PRFIN20100918_054854_000000612093_00062_44705_7433.N1	18-SEP-2010 05:48:54	Dark	60.500	1	9Alp CMa	-1.4400	11000.	121	44705	No
51	GOM_NL__2PRFIN20100918_055100_000000512093_00062_44705_7434.N1	18-SEP-2010 05:51:00	Dark	50.500	23	21Eps CMa	1.5020	26000.	101	44705	No
52	GOM_NL__2PRFIN20100918_055709_000000572093_00063_44706_7434.N1	18-SEP-2010 05:57:09	Dark	57.000	2	Alp Car	-0.73600	7000.0	114	44706	No
53	GOM_NL__2PRFIN20100918_060720_000000382093_00063_44706_7435.N1	18-SEP-2010 06:07:20	Dark	37.500	143	Alp Hyi	2.8570	7200.0	75	44706	No
54	GOM_NL__2PRFIN20100918_060846_000000422093_00063_44706_7436.N1	18-SEP-2010 06:08:46	Dark	41.500	9	Alp Eri	0.45300	24000.	83	44706	No
55	GOM_NL__2PRFIN20100918_061427_000000452093_00063_44706_7437.N1	18-SEP-2010 06:14:27	Straylight	44.500	84	Alp Phe	2.3970	4500.0	89	44706	No
56	GOM_NL__2PRFIN20100918_062200_000000612093_00063_44706_7438.N1	18-SEP-2010 06:22:00	Tw_i_and_stray	60.500	52	16Bet Cet	2.0370	4500.0	121	44706	No
57	GOM_NL__2PRFIN20100918_063243_000000402093_00063_44706_7439.N1	18-SEP-2010 06:32:43	Bright	39.500	90	54Alp Peg	2.4870	11000.	79	44706	No
58	GOM_NL__2PRFIN20100918_063633_000000402093_00063_44706_7440.N1	18-SEP-2010 06:36:33	Bright	39.500	93	53Bet Peg	2.5200	3100.0	79	44706	No
59	GOM_NL__2PRFIN20100918_063825_000000482093_00063_44706_7441.N1	18-SEP-2010 06:38:25	Bright	48.000	58	21Alp And	2.0730	11000.	96	44706	No
60	GOM_NL__2PRFIN20100918_064643_000000402093_00063_44706_7442.N1	18-SEP-2010 06:46:43	Bright	40.000	74	11Bet Cas	2.2680	6600.0	80	44706	No
61	GOM_NL__2PRFIN20100918_064827_000000422093_00063_44706_7443.N1	18-SEP-2010 06:48:27	Bright	41.500	76	27Gam Cas	2.3000	30000.	83	44706	No
62	GOM_NL__2PRFIN20100918_071114_000000472093_00063_44706_7444.N1	18-SEP-2010 07:11:14	Bright	47.000	24	66Alp Gem	1.5800	10200.	94	44706	No
63	GOM_NL__2PRFIN20100918_072008_000000552093_00063_44706_7445.N1	18-SEP-2010 07:20:08	Dark	54.500	8	10Alp CMi	0.40000	6500.0	109	44706	No
64	GOM_NL__2PRFIN20100918_072732_000000402093_00063_44706_7446.N1	18-SEP-2010 07:27:32	Dark	39.500	132	15Rho Pup	2.8030	6900.0	79	44706	No
65	GOM_NL__2PRFIN20100918_072931_000000612093_00063_44706_7447.N1	18-SEP-2010 07:29:31	Dark	61.000	1	9Alp CMa	-1.4400	11000.	122	44706	No
66	GOM_NL__2PRFIN20100918_073136_000000502093_00063_44706_7448.N1	18-SEP-2010 07:31:36	Dark	49.500	23	21Eps CMa	1.5020	26000.	99	44706	No
67	GOM_NL__2PRFIN20100918_073746_000000572093_00064_44707_7462.N1	18-SEP-2010 07:37:46	Dark	57.000	2	Alp Car	-0.73600	7000.0	114	44707	No
68	GOM_NL__2PRFIN20100918_074757_000000382093_00064_44707_7463.N1	18-SEP-2010 07:47:57	Dark	37.500	143	Alp Hyi	2.8570	7200.0	75	44707	No
69	GOM_NL__2PRFIN20100918_074923_000000532093_00064_44707_7464.N1	18-SEP-2010 07:49:23	Dark	52.500	9	Alp Eri	0.45300	24000.	105	44707	No
70	GOM_NL__2PRFIN20100918_075504_000000492093_00064_44707_7465.N1	18-SEP-2010 07:55:04	Straylight	48.500	84	Alp Phe	2.3970	4500.0	97	44707	No
71	GOM_NL__2PRFIN20100918_080236_000000602093_00064_44707_7466.N1	18-SEP-2010 08:02:36	Tw_i_and_stray	59.500	52	16Bet Cet	2.0370	4500.0	119	44707	No
72	GOM_NL__2PRFIN20100918_081319_000000402093_00064_44707_7467.N1	18-SEP-2010 08:13:19	Bright	39.500	90	54Alp Peg	2.4870	11000.	79	44707	No
73	GOM_NL__2PRFIN20100918_081709_000000402093_00064_44707_7468.N1	18-SEP-2010 08:17:09	Bright	40.000	93	53Bet Peg	2.5200	3100.0	80	44707	No
74	GOM_NL__2PRFIN20100918_081901_000000462093_00064_44707_7469.N1	18-SEP-2010 08:19:01	Bright	45.500	58	21Alp And	2.0730	11000.	91	44707	No
75	GOM_NL__2PRFIN20100918_082718_000000412093_00064_44707_7470.N1	18-SEP-2010 08:27:18	Bright	41.000	74	11Bet Cas	2.2680	6600.0	82	44707	No
76	GOM_NL__2PRFIN20100918_082902_000000442093_00064_44707_7471.N1	18-SEP-2010 08:29:02	Bright	43.500	76	27Gam Cas	2.3000	30000.	87	44707	No
77	GOM_NL__2PRFIN20100918_085150_000000462093_00064_44707_7472.N1	18-SEP-2010 08:51:50	Bright	45.500	24	66Alp Gem	1.5800	10200.	91	44707	No
78	GOM_NL__2PRFIN20100918_090044_000000532093_00064_44707_7473.N1	18-SEP-2010 09:00:44	Dark	52.500	8	10Alp CMi	0.40000	6500.0	105	44707	No
79	GOM_NL__2PRFIN20100918_090808_000000412093_00064_44707_7474.N1	18-SEP-2010 09:08:08	Dark	40.500	132	15Rho Pup	2.8030	6900.0	81	44707	No
80	GOM_NL__2PRFIN20100918_091008_000000662093_00064_44707_7475.N1	18-SEP-2010 09:10:08	Dark	65.500	1	9Alp CMa	-1.4400	11000.	131	44707	No
81	GOM_NL__2PRFIN20100918_091213_000000522093_00064_44707_7476.N1	18-SEP-2010 09:12:13	Dark	51.500	23	21Eps CMa	1.5020	26000.	103	44707	No
82	GOM_NL__2PRFIN20100918_091822_000000552093_00065_44708_7484.N1	18-SEP-2010 09:18:22	Dark	55.000	2	Alp Car	-0.73600	7000.0	110	44708	No
83	GOM_NL__2PRFIN20100918_092833_000000432093_00065_44708_7485.N1	18-SEP-2010 09:28:33	Dark	43.000	143	Alp Hyi	2.8570	7200.0	86	44708	No
84	GOM_NL__2PRFIN20100918_092959_000000542093_00065_44708_7486.N1	18-SEP-2010 09:29:59	Dark	53.500	9	Alp Eri	0.45300	24000.	107	44708	No
85	GOM_NL__2PRFIN20100918_093540_000000472093_00065_44708_7487.N1	18-SEP-2010 09:35:40	Straylight	47.000	84	Alp Phe	2.3970	4500.0	94	44708	No
86	GOM_NL__2PRFIN20100918_094312_000000582093_00065_44708_7488.N1	18-SEP-2010 09:43:12	Tw_i_and_stray	57.500	52	16Bet Cet	2.0370	4500.0	115	44708	No
87	GOM_NL__2PRFIN20100918_095355_000000392093_00065_44708_7489.N1	18-SEP-2010 09:53:55	Bright	39.000	90	54Alp Peg	2.4870	11000.	78	44708	No
88	GOM_NL__2PRFIN20100918_095744_000000402093_00065_44708_7490.N1	18-SEP-2010 09:57:44	Bright	40.000	93	53Bet Peg	2.5200	3100.0	80	44708	No
89	GOM_NL__2PRFIN20100918_095936_000000482093_00065_44708_7491.N1	18-SEP-2010 09:59:36	Bright	47.500	58	21Alp And	2.0730	11000.	95	44708	No
90	GOM_NL__2PRFIN20100918_100753_000000422093_00065_44708_7492.N1	18-SEP-2010 10:07:53	Bright	41.500	74	11Bet Cas	2.2680	6600.0	83	44708	No
91	GOM_NL__2PRFIN20100918_100938_000000422093_00065_44708_7493.N1	18-SEP-2010 10:09:38	Bright	42.000	76	27Gam Cas	2.3000	30000.	84	44708	No
92	GOM_NL__2PRFIN20100918_103226_000000452093_00065_44708_7494.N1	18-SEP-2010 10:32:26	Bright	45.000	24	66Alp Gem	1.5800	10200.	90	44708	No
93	GOM_NL__2PRFIN20100918_104120_000000542093_00065_44708_7495.N1	18-SEP-2010 10:41:20	Dark	53.500	8	10Alp CMi	0.40000	6500.0	107	44708	No
94	GOM_NL__2PRFIN20100918_104845_000000412093_00065_44708_7496.N1	18-SEP-2010 10:48:45	Dark	41.000	132	15Rho Pup	2.8030	6900.0	82	44708	No
95	GOM_NL__2PRFIN20100918_105045_000000622093_00065_44708_7497.N1	18-SEP-2010 10:50:45	Dark	61.500	1	9Alp CMa	-1.4400	11000.	123	44708	No
96	GOM_NL__2PRFIN20100918_105250_000000462093_00065_44708_7498.N1	18-SEP-2010 10:52:50	Dark	46.000	23	21Eps CMa	1.5020	26000.	92	44708	No
97	GOM_NL__2PRFIN20100918_105859_000000572093_00066_44709_7556.N1	18-SEP-2010 10:58:59	Dark	57.000	2	Alp Car	-0.73600	7000.0	114	44709	No
98	GOM_NL__2PRFIN20100918_110909_000000412093_00066_44709_7557.N1	18-SEP-2010 11:09:09	Dark	40.500	143	Alp Hyi	2.8570	7200.0	81	44709	No
99	GOM_NL__2PRFIN20100918_111036_000000452093_00066_44709_7558.N1	18-SEP-2010 11:10:36	Dark	44.500	9	Alp Eri	0.45300	24000.	89	44709	No
100	GOM_NL__2PRFIN20100918_111616_000000462093_00066_44709_7559.N1	18-SEP-2010 11:16:16	Straylight	46.000	84	Alp Phe	2.3970	4500.0	92	44709	No
101	GOM_NL__2PRFIN20100918_112348_000000562093_00066_44709_7560.N1	18-SEP-2010 11:23:48	Tw_i_and_stray	56.000	52	16Bet Cet	2.0370	4500.0	112	44709	No

102	GOM_NL__2PRFIN20100918_113430_000000382093_00066_44709_7561.N1	18-SEP-2010 11:34:30	Bright	38.000	90	54Alp Peg	2.4870	11000.	76	44709	No
103	GOM_NL__2PRFIN20100918_113820_000000392093_00066_44709_7562.N1	18-SEP-2010 11:38:20	Bright	38.500	93	53Bet Peg	2.5200	3100.0	77	44709	No
104	GOM_NL__2PRFIN20100918_114011_000000482093_00066_44709_7563.N1	18-SEP-2010 11:40:11	Bright	48.000	58	21Alp And	2.0730	11000.	96	44709	No
105	GOM_NL__2PRFIN20100918_114829_000000432093_00066_44709_7564.N1	18-SEP-2010 11:48:29	Bright	42.500	74	11Bet Cas	2.2680	6600.0	85	44709	No
106	GOM_NL__2PRFIN20100918_115013_000000432093_00066_44709_7565.N1	18-SEP-2010 11:50:13	Bright	42.500	76	27Gam Cas	2.3000	30000.	85	44709	No
107	GOM_NL__2PRFIN20100918_121302_000000472093_00066_44709_7566.N1	18-SEP-2010 12:13:02	Bright	46.500	24	66Alp Gem	1.5800	10200.	93	44709	No
108	GOM_NL__2PRFIN20100918_122157_000000552093_00066_44709_7567.N1	18-SEP-2010 12:21:57	Dark	54.500	8	10Alp CMi	0.40000	6500.0	109	44709	No
109	GOM_NL__2PRFIN20100918_122921_000000412093_00066_44709_7568.N1	18-SEP-2010 12:29:21	Dark	41.000	132	15Rho Pup	2.8030	6900.0	82	44709	No
110	GOM_NL__2PRFIN20100918_123122_000000702093_00066_44709_7569.N1	18-SEP-2010 12:31:22	Dark	70.000	1	9Alp CMa	-1.4400	11000.	140	44709	No
111	GOM_NL__2PRFIN20100918_123327_000000492093_00066_44709_7570.N1	18-SEP-2010 12:33:27	Dark	48.500	23	21Eps CMa	1.5020	26000.	97	44709	No
112	GOM_NL__2PRFIN20100918_123935_000000552093_00067_44710_7585.N1	18-SEP-2010 12:39:35	Dark	54.500	2	Alp Car	-0.73600	7000.0	109	44710	No
113	GOM_NL__2PRFIN20100918_124946_000000412093_00067_44710_7586.N1	18-SEP-2010 12:49:46	Dark	40.500	143	Alp Hyi	2.8570	7200.0	81	44710	No
114	GOM_NL__2PRFIN20100918_125112_000000442093_00067_44710_7587.N1	18-SEP-2010 12:51:12	Dark	43.500	9	Alp Eri	0.45300	24000.	87	44710	No
115	GOM_NL__2PRFIN20100918_125652_000000422093_00067_44710_7588.N1	18-SEP-2010 12:56:52	Straylight	41.500	84	Alp Phe	2.3970	4500.0	83	44710	No
116	GOM_NL__2PRFIN20100918_130424_000000602093_00067_44710_7589.N1	18-SEP-2010 13:04:24	Tw_i_and_stray	59.500	52	16Bet Cet	2.0370	4500.0	119	44710	No
117	GOM_NL__2PRFIN20100918_131506_000000392093_00067_44710_7590.N1	18-SEP-2010 13:15:06	Bright	39.000	90	54Alp Peg	2.4870	11000.	78	44710	No
118	GOM_NL__2PRFIN20100918_131856_000000392093_00067_44710_7591.N1	18-SEP-2010 13:18:56	Bright	38.500	93	53Bet Peg	2.5200	3100.0	77	44710	No
119	GOM_NL__2PRFIN20100918_132046_000000472093_00067_44710_7592.N1	18-SEP-2010 13:20:46	Bright	46.500	58	21Alp And	2.0730	11000.	93	44710	No
120	GOM_NL__2PRFIN20100918_132904_000000412093_00067_44710_7593.N1	18-SEP-2010 13:29:04	Bright	41.000	74	11Bet Cas	2.2680	6600.0	82	44710	No
121	GOM_NL__2PRFIN20100918_133048_000000432093_00067_44710_7594.N1	18-SEP-2010 13:30:48	Bright	42.500	76	27Gam Cas	2.3000	30000.	85	44710	No
122	GOM_NL__2PRFIN20100918_135338_000000432093_00067_44710_7595.N1	18-SEP-2010 13:53:38	Bright	43.000	24	66Alp Gem	1.5800	10200.	86	44710	No
123	GOM_NL__2PRFIN20100918_140233_000000532093_00067_44710_7596.N1	18-SEP-2010 14:02:33	Dark	53.000	8	10Alp CMi	0.40000	6500.0	106	44710	No
124	GOM_NL__2PRFIN20100918_140957_000000422093_00067_44710_7597.N1	18-SEP-2010 14:09:57	Dark	41.500	132	15Rho Pup	2.8030	6900.0	83	44710	No
125	GOM_NL__2PRFIN20100918_141159_000000572093_00067_44710_7598.N1	18-SEP-2010 14:11:59	Dark	57.000	1	9Alp CMa	-1.4400	11000.	114	44710	No
126	GOM_NL__2PRFIN20100918_141404_000000532093_00067_44710_7599.N1	18-SEP-2010 14:14:04	Dark	53.000	23	21Eps CMa	1.5020	26000.	106	44710	No
127	GOM_NL__2PRFIN20100918_142012_000000552093_00068_44711_7617.N1	18-SEP-2010 14:20:12	Dark	55.000	2	Alp Car	-0.73600	7000.0	110	44711	No
128	GOM_NL__2PRFIN20100918_143022_000000382093_00068_44711_7618.N1	18-SEP-2010 14:30:22	Dark	38.000	143	Alp Hyi	2.8570	7200.0	76	44711	No
129	GOM_NL__2PRFIN20100918_143148_000000432093_00068_44711_7619.N1	18-SEP-2010 14:31:48	Dark	43.000	9	Alp Eri	0.45300	24000.	86	44711	No
130	GOM_NL__2PRFIN20100918_143729_000000492093_00068_44711_7620.N1	18-SEP-2010 14:37:29	Straylight	48.500	84	Alp Phe	2.3970	4500.0	97	44711	No
131	GOM_NL__2PRFIN20100918_144500_000000592093_00068_44711_7621.N1	18-SEP-2010 14:45:00	Tw_i_and_stray	58.500	52	16Bet Cet	2.0370	4500.0	117	44711	No
132	GOM_NL__2PRFIN20100918_145542_000000402093_00068_44711_7622.N1	18-SEP-2010 14:55:42	Bright	39.500	90	54Alp Peg	2.4870	11000.	79	44711	No
133	GOM_NL__2PRFIN20100918_145931_000000412093_00068_44711_7623.N1	18-SEP-2010 14:59:31	Bright	40.500	93	53Bet Peg	2.5200	3100.0	81	44711	No
134	GOM_NL__2PRFIN20100918_150122_000000472093_00068_44711_7624.N1	18-SEP-2010 15:01:22	Bright	46.500	58	21Alp And	2.0730	11000.	93	44711	No
135	GOM_NL__2PRFIN20100918_150940_000000432093_00068_44711_7625.N1	18-SEP-2010 15:09:40	Bright	43.000	74	11Bet Cas	2.2680	6600.0	86	44711	No
136	GOM_NL__2PRFIN20100918_151124_000000422093_00068_44711_7626.N1	18-SEP-2010 15:11:24	Bright	42.000	76	27Gam Cas	2.3000	30000.	84	44711	No
137	GOM_NL__2PRFIN20100918_153414_000000452093_00068_44711_7627.N1	18-SEP-2010 15:34:14	Bright	44.500	24	66Alp Gem	1.5800	10200.	89	44711	No
138	GOM_NL__2PRFIN20100918_154310_000000612093_00068_44711_7628.N1	18-SEP-2010 15:43:10	Dark	60.500	8	10Alp CMi	0.40000	6500.0	121	44711	No
139	GOM_NL__2PRFIN20100918_155034_000000412093_00068_44711_7629.N1	18-SEP-2010 15:50:34	Dark	41.000	132	15Rho Pup	2.8030	6900.0	82	44711	No
140	GOM_NL__2PRFIN20100918_155236_000000632093_00068_44711_7630.N1	18-SEP-2010 15:52:36	Dark	62.500	1	9Alp CMa	-1.4400	11000.	125	44711	No
141	GOM_NL__2PRFIN20100918_155441_000000462093_00068_44711_7631.N1	18-SEP-2010 15:54:41	Dark	46.000	23	21Eps CMa	1.5020	26000.	92	44711	No
142	GOM_NL__2PRFIN20100918_160048_000000512093_00069_44712_7643.N1	18-SEP-2010 16:00:48	Dark	51.000	2	Alp Car	-0.73600	7000.0	102	44712	No
143	GOM_NL__2PRFIN20100918_161059_000000422093_00069_44712_7644.N1	18-SEP-2010 16:10:59	Dark	42.000	143	Alp Hyi	2.8570	7200.0	84	44712	No
144	GOM_NL__2PRFIN20100918_161225_000000452093_00069_44712_7645.N1	18-SEP-2010 16:12:25	Dark	44.500	9	Alp Eri	0.45300	24000.	89	44712	No
145	GOM_NL__2PRFIN20100918_161805_000000512093_00069_44712_7646.N1	18-SEP-2010 16:18:05	Straylight	50.500	84	Alp Phe	2.3970	4500.0	101	44712	No
146	GOM_NL__2PRFIN20100918_162536_000000582093_00069_44712_7647.N1	18-SEP-2010 16:25:36	Tw_i_and_stray	57.500	52	16Bet Cet	2.0370	4500.0	115	44712	No
147	GOM_NL__2PRFIN20100918_163618_000000402093_00069_44712_7648.N1	18-SEP-2010 16:36:18	Bright	39.500	90	54Alp Peg	2.4870	11000.	79	44712	No
148	GOM_NL__2PRFIN20100918_164007_000000392093_00069_44712_7649.N1	18-SEP-2010 16:40:07	Bright	39.000	93	53Bet Peg	2.5200	3100.0	78	44712	No
149	GOM_NL__2PRFIN20100918_164157_000000452093_00069_44712_7650.N1	18-SEP-2010 16:41:57	Bright	44.500	58	21Alp And	2.0730	11000.	89	44712	No
150	GOM_NL__2PRFIN20100918_165015_000000422093_00069_44712_7651.N1	18-SEP-2010 16:50:15	Bright	41.500	74	11Bet Cas	2.2680	6600.0	83	44712	No
151	GOM_NL__2PRFIN20100918_165159_000000432093_00069_44712_7652.N1	18-SEP-2010 16:51:59	Bright	42.500	76	27Gam Cas	2.3000	30000.	85	44712	No
152	GOM_NL__2PRFIN20100918_171450_000000572093_00069_44712_7653.N1	18-SEP-2010 17:14:50	Bright	56.500	24	66Alp Gem	1.5800	10200.	113	44712	No
153	GOM_NL__2PRFIN20100918_172346_000000642093_00069_44712_7654.N1	18-SEP-2010 17:23:46	Dark	64.000	8	10Alp CMi	0.40000	6500.0	128	44712	No
154	GOM_NL__2PRFIN20100918_173111_000000412093_00069_44712_7655.N1	18-SEP-2010 17:31:11	Dark	41.000	132	15Rho Pup	2.8030	6900.0	82	44712	No
155	GOM_NL__2PRFIN20100918_173313_000000612093_00069_44712_7656.N1	18-SEP-2010 17:33:13	Dark	60.500	1	9Alp CMa	-1.4400	11000.	121	44712	No
156	GOM_NL__2PRFIN20100918_173517_000000472093_00069_44712_7657.N1	18-SEP-2010 17:35:17	Dark	47.000	23	21Eps CMa	1.5020	26000.	94	44712	No
157	GOM_NL__2PRFIN20100918_174125_000000562093_00070_44713_7674.N1	18-SEP-2010 17:41:25	Dark	55.500	2	Alp Car	-0.73600	7000.0	111	44713	No
158	GOM_NL__2PRFIN20100918_175135_000000402093_00070_44713_7675.N1	18-SEP-2010 17:51:35	Dark	39.500	143	Alp Hyi	2.8570	7200.0	79	44713	No
159	GOM_NL__2PRFIN20100918_175301_000000512093_00070_44713_7676.N1	18-SEP-2010 17:53:01	Dark	51.000	9	Alp Eri	0.45300	24000.	102	44713	No
160	GOM_NL__2PRFIN20100918_175841_000000482093_00070_44713_7677.N1	18-SEP-2010 17:58:41	Straylight	47.500	84	Alp Phe	2.3970	4500.0	95	44713	No

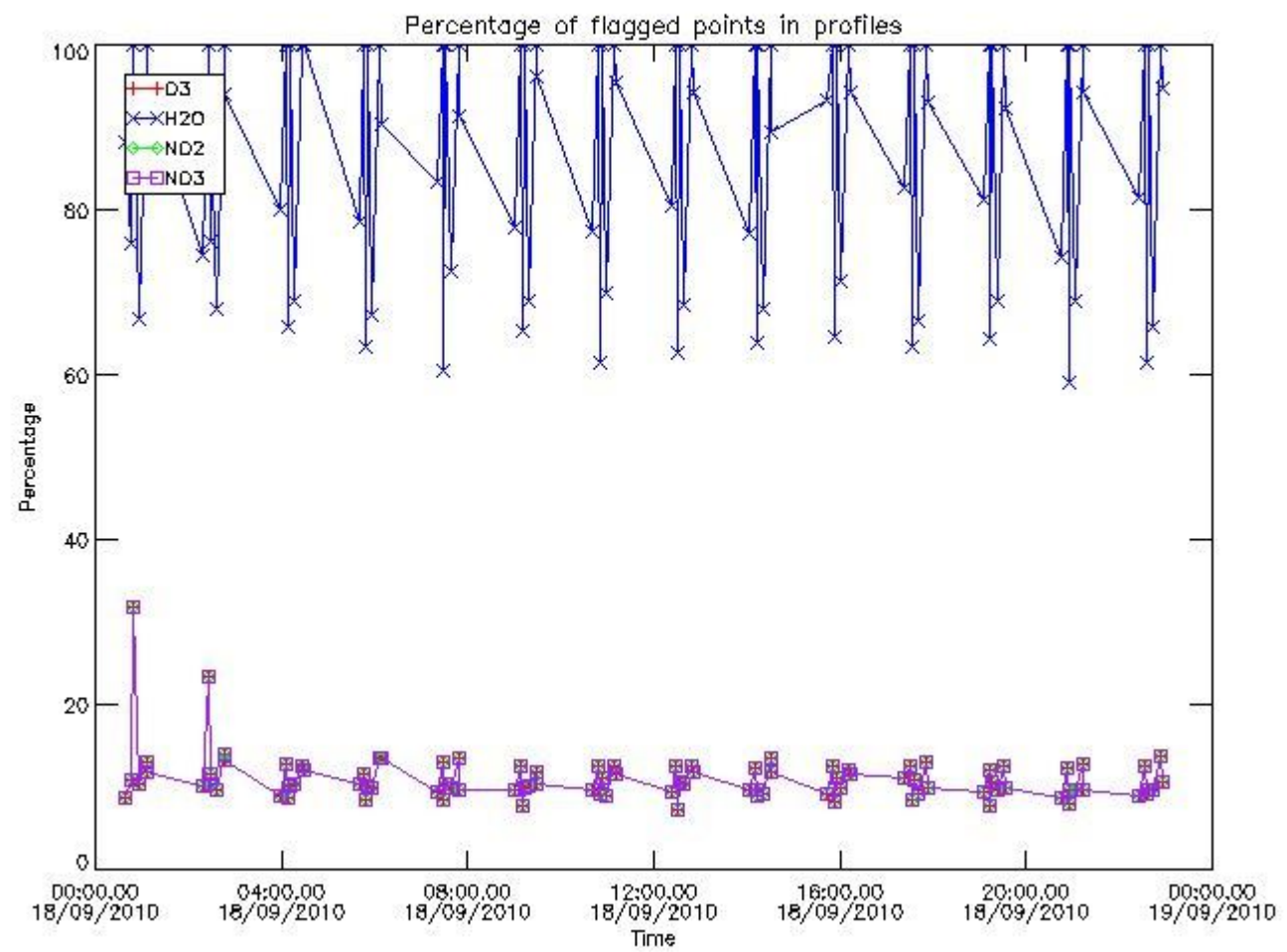


161	GOM_NL__2PRFIN20100918_180612_000000562093_00070_44713_7678.N1	18-SEP-2010 18:06:12	Twilight	55.500	52	16Bet Cet	2.0370	4500.0	111	44713	No
162	GOM_NL__2PRFIN20100918_181654_000000392093_00070_44713_7679.N1	18-SEP-2010 18:16:54	Bright	39.000	90	54Alp Peg	2.4870	11000.	78	44713	No
163	GOM_NL__2PRFIN20100918_182043_000000412093_00070_44713_7680.N1	18-SEP-2010 18:20:43	Bright	41.000	93	53Bet Peg	2.5200	3100.0	82	44713	No
164	GOM_NL__2PRFIN20100918_182233_000000452093_00070_44713_7681.N1	18-SEP-2010 18:22:33	Bright	45.000	58	21Alp And	2.0730	11000.	90	44713	No
165	GOM_NL__2PRFIN20100918_183051_000000422093_00070_44713_7682.N1	18-SEP-2010 18:30:51	Bright	42.000	74	11Bet Cas	2.2680	6600.0	84	44713	No
166	GOM_NL__2PRFIN20100918_183235_000000432093_00070_44713_7683.N1	18-SEP-2010 18:32:35	Bright	43.000	76	27Gam Cas	2.3000	30000.	86	44713	No
167	GOM_NL__2PRFIN20100918_185526_000000642093_00070_44713_7684.N1	18-SEP-2010 18:55:26	Bright	64.000	24	66Alp Gem	1.5800	10200.	128	44713	No
168	GOM_NL__2PRFIN20100918_190423_000000592093_00070_44713_7685.N1	18-SEP-2010 19:04:23	Dark	59.000	8	10Alp CMi	0.40000	6500.0	118	44713	No
169	GOM_NL__2PRFIN20100918_191147_000000422093_00070_44713_7686.N1	18-SEP-2010 19:11:47	Dark	42.000	132	15Rho Pup	2.8030	6900.0	84	44713	No
170	GOM_NL__2PRFIN20100918_191350_000000672093_00070_44713_7687.N1	18-SEP-2010 19:13:50	Dark	66.500	1	9Alp CMa	-1.4400	11000.	133	44713	No
171	GOM_NL__2PRFIN20100918_191554_000000482093_00070_44713_7688.N1	18-SEP-2010 19:15:54	Dark	48.000	23	21Eps CMa	1.5020	26000.	96	44713	No
172	GOM_NL__2PRFIN20100918_192202_000000542093_00071_44714_7709.N1	18-SEP-2010 19:22:02	Dark	53.500	2	Alp Car	-0.73600	7000.0	107	44714	No
173	GOM_NL__2PRFIN20100918_193211_000000412093_00071_44714_7710.N1	18-SEP-2010 19:32:11	Dark	41.000	143	Alp Hyi	2.8570	7200.0	82	44714	No
174	GOM_NL__2PRFIN20100918_193338_000000522093_00071_44714_7711.N1	18-SEP-2010 19:33:38	Dark	51.500	9	Alp Eri	0.45300	24000.	103	44714	No
175	GOM_NL__2PRFIN20100918_193918_000000462093_00071_44714_7712.N1	18-SEP-2010 19:39:18	Straylight	46.000	84	Alp Phe	2.3970	4500.0	92	44714	No
176	GOM_NL__2PRFIN20100918_194648_000000572093_00071_44714_7713.N1	18-SEP-2010 19:46:48	Twilight	57.000	52	16Bet Cet	2.0370	4500.0	114	44714	No
177	GOM_NL__2PRFIN20100918_195729_000000392093_00071_44714_7714.N1	18-SEP-2010 19:57:29	Bright	38.500	90	54Alp Peg	2.4870	11000.	77	44714	No
178	GOM_NL__2PRFIN20100918_200119_000000422093_00071_44714_7715.N1	18-SEP-2010 20:01:19	Bright	42.000	93	53Bet Peg	2.5200	3100.0	84	44714	No
179	GOM_NL__2PRFIN20100918_200308_000000462093_00071_44714_7716.N1	18-SEP-2010 20:03:08	Bright	46.000	58	21Alp And	2.0730	11000.	92	44714	No
180	GOM_NL__2PRFIN20100918_201127_000000402093_00071_44714_7717.N1	18-SEP-2010 20:11:27	Bright	40.000	74	11Bet Cas	2.2680	6600.0	80	44714	No
181	GOM_NL__2PRFIN20100918_201310_000000422093_00071_44714_7718.N1	18-SEP-2010 20:13:10	Bright	42.000	76	27Gam Cas	2.3000	30000.	84	44714	No
182	GOM_NL__2PRFIN20100918_203602_000000482093_00071_44714_7719.N1	18-SEP-2010 20:36:02	Bright	47.500	24	66Alp Gem	1.5800	10200.	95	44714	No
183	GOM_NL__2PRFIN20100918_204459_000000592093_00071_44714_7720.N1	18-SEP-2010 20:44:59	Dark	58.500	8	10Alp CMi	0.40000	6500.0	117	44714	No
184	GOM_NL__2PRFIN20100918_205223_000000422093_00071_44714_7721.N1	18-SEP-2010 20:52:23	Dark	41.500	132	15Rho Pup	2.8030	6900.0	83	44714	No
185	GOM_NL__2PRFIN20100918_205428_000000642093_00071_44714_7722.N1	18-SEP-2010 20:54:28	Dark	64.000	1	9Alp CMa	-1.4400	11000.	128	44714	No
186	GOM_NL__2PRFIN20100918_205631_000000542093_00071_44714_7723.N1	18-SEP-2010 20:56:31	Dark	53.500	23	21Eps CMa	1.5020	26000.	107	44714	No
187	GOM_NL__2PRFIN20100918_210238_000000542093_00072_44715_7739.N1	18-SEP-2010 21:02:38	Dark	53.500	2	Alp Car	-0.73600	7000.0	107	44715	No
188	GOM_NL__2PRFIN20100918_211248_000000402093_00072_44715_7740.N1	18-SEP-2010 21:12:48	Dark	40.000	143	Alp Hyi	2.8570	7200.0	80	44715	No
189	GOM_NL__2PRFIN20100918_211414_000000532093_00072_44715_7741.N1	18-SEP-2010 21:14:14	Dark	52.500	9	Alp Eri	0.45300	24000.	105	44715	No
190	GOM_NL__2PRFIN20100918_211954_000000452093_00072_44715_7742.N1	18-SEP-2010 21:19:54	Straylight	45.000	84	Alp Phe	2.3970	4500.0	90	44715	No
191	GOM_NL__2PRFIN20100918_212724_000000562093_00072_44715_7743.N1	18-SEP-2010 21:27:24	Twilight	56.000	52	16Bet Cet	2.0370	4500.0	112	44715	No
192	GOM_NL__2PRFIN20100918_213805_000000402093_00072_44715_7744.N1	18-SEP-2010 21:38:05	Bright	39.500	90	54Alp Peg	2.4870	11000.	79	44715	No
193	GOM_NL__2PRFIN20100918_214154_000000392093_00072_44715_7745.N1	18-SEP-2010 21:41:54	Bright	38.500	93	53Bet Peg	2.5200	3100.0	77	44715	No
194	GOM_NL__2PRFIN20100918_214343_000000462093_00072_44715_7746.N1	18-SEP-2010 21:43:43	Bright	46.000	58	21Alp And	2.0730	11000.	92	44715	No
195	GOM_NL__2PRFIN20100918_215202_000000412093_00072_44715_7747.N1	18-SEP-2010 21:52:02	Bright	41.000	74	11Bet Cas	2.2680	6600.0	82	44715	No
196	GOM_NL__2PRFIN20100918_215345_000000432093_00072_44715_7748.N1	18-SEP-2010 21:53:45	Bright	42.500	76	27Gam Cas	2.3000	30000.	85	44715	No
197	GOM_NL__2PRFIN20100918_221638_000000462093_00072_44715_7749.N1	18-SEP-2010 22:16:38	Bright	45.500	24	66Alp Gem	1.5800	10200.	91	44715	No
198	GOM_NL__2PRFIN20100918_222536_000000572093_00072_44715_7750.N1	18-SEP-2010 22:25:36	Dark	56.500	8	10Alp CMi	0.40000	6500.0	113	44715	No
199	GOM_NL__2PRFIN20100918_223300_000000412093_00072_44715_7751.N1	18-SEP-2010 22:33:00	Dark	40.500	132	15Rho Pup	2.8030	6900.0	81	44715	No
200	GOM_NL__2PRFIN20100918_223505_000000622093_00072_44715_7752.N1	18-SEP-2010 22:35:05	Dark	61.500	1	9Alp CMa	-1.4400	11000.	123	44715	No
201	GOM_NL__2PRFIN20100918_223708_000000532093_00072_44715_7753.N1	18-SEP-2010 22:37:08	Dark	53.000	23	21Eps CMa	1.5020	26000.	106	44715	No
202	GOM_NL__2PRFIN20100918_224315_000000532093_00073_44716_7752.N1	18-SEP-2010 22:43:15	Dark	53.000	2	Alp Car	-0.73600	7000.0	106	44716	No
203	GOM_NL__2PRFIN20100918_225324_000000372093_00073_44716_7753.N1	18-SEP-2010 22:53:24	Dark	37.000	143	Alp Hyi	2.8570	7200.0	74	44716	No
204	GOM_NL__2PRFIN20100918_225450_000000492093_00073_44716_7754.N1	18-SEP-2010 22:54:50	Dark	48.500	9	Alp Eri	0.45300	24000.	97	44716	No
205	GOM_NL__2PRFIN20100918_230030_000000462093_00073_44716_7755.N1	18-SEP-2010 23:00:30	Straylight	45.500	84	Alp Phe	2.3970	4500.0	91	44716	No
206	GOM_NL__2PRFIN20100918_230800_000000572093_00073_44716_7756.N1	18-SEP-2010 23:08:00	Twilight	57.000	52	16Bet Cet	2.0370	4500.0	114	44716	No
207	GOM_NL__2PRFIN20100918_231841_000000402093_00073_44716_7757.N1	18-SEP-2010 23:18:41	Bright	39.500	90	54Alp Peg	2.4870	11000.	79	44716	No
208	GOM_NL__2PRFIN20100918_232230_000000412093_00073_44716_7758.N1	18-SEP-2010 23:22:30	Bright	40.500	93	53Bet Peg	2.5200	3100.0	81	44716	No
209	GOM_NL__2PRFIN20100918_232418_000000472093_00073_44716_7759.N1	18-SEP-2010 23:24:18	Bright	46.500	58	21Alp And	2.0730	11000.	93	44716	No
210	GOM_NL__2PRFIN20100918_233237_000000422093_00073_44716_7760.N1	18-SEP-2010 23:32:37	Bright	42.000	74	11Bet Cas	2.2680	6600.0	84	44716	No
211	GOM_NL__2PRFIN20100918_233421_000000432093_00073_44716_7761.N1	18-SEP-2010 23:34:21	Bright	43.000	76	27Gam Cas	2.3000	30000.	86	44716	No
212	GOM_NL__2PRFIN20100918_235714_000000652093_00073_44716_7762.N1	18-SEP-2010 23:57:14	Bright	65.000	24	66Alp Gem	1.5800	10200.	130	44716	No

### 3. Quality information per product

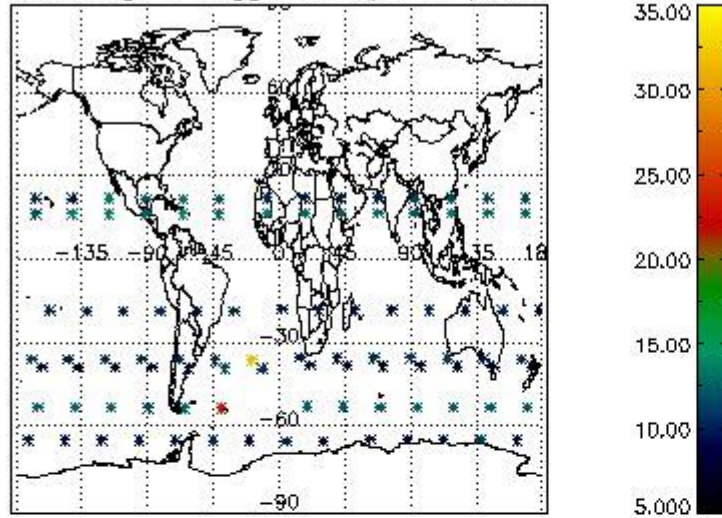
In this section it is plotted some information contained in the Quality Summary data set of the level 2 products. Only products in dark limb conditions and without errors (error flag in the MPH set to "0") are used.

3.1 Plot quality information per product (time dependant)

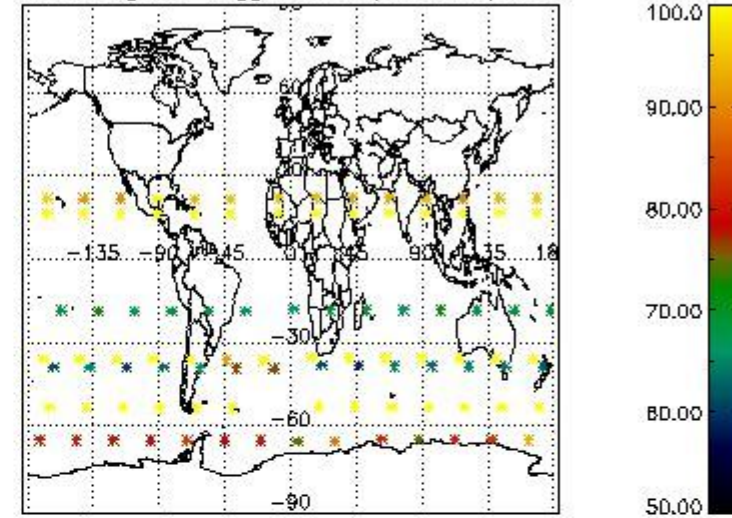


3.2 Plot quality information per product (world map)

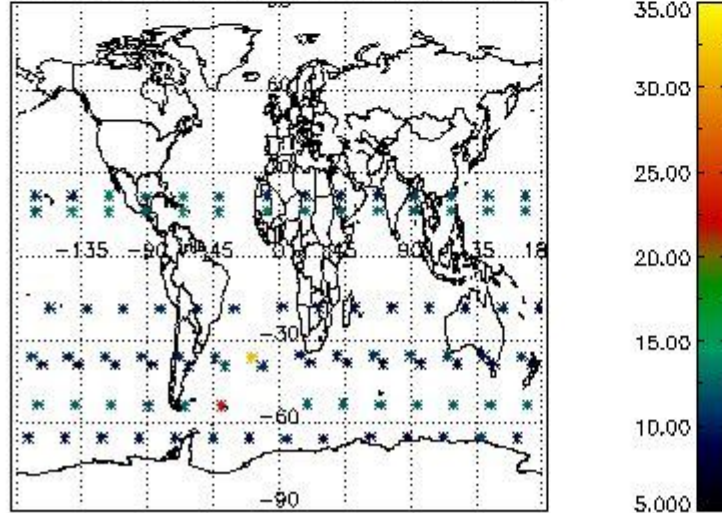
Percentage of flagged data per O3 profile



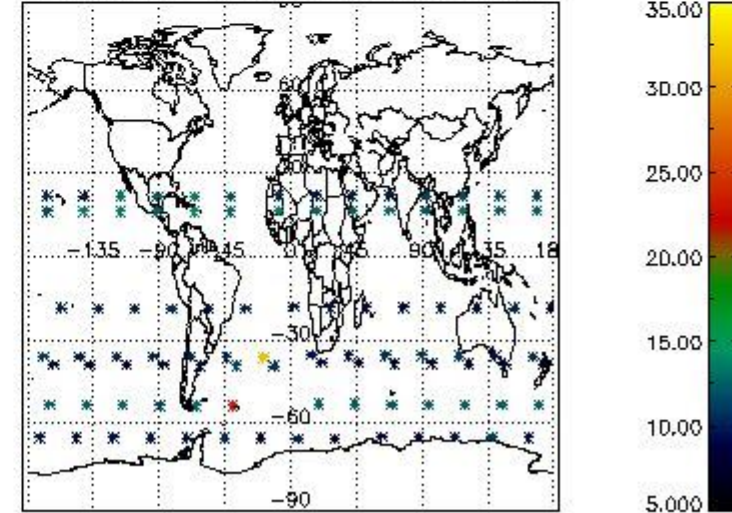
Percentage of flagged data per H2O profile



Percentage of flagged data per NO2 profile



Percentage of flagged data per NO3 profile



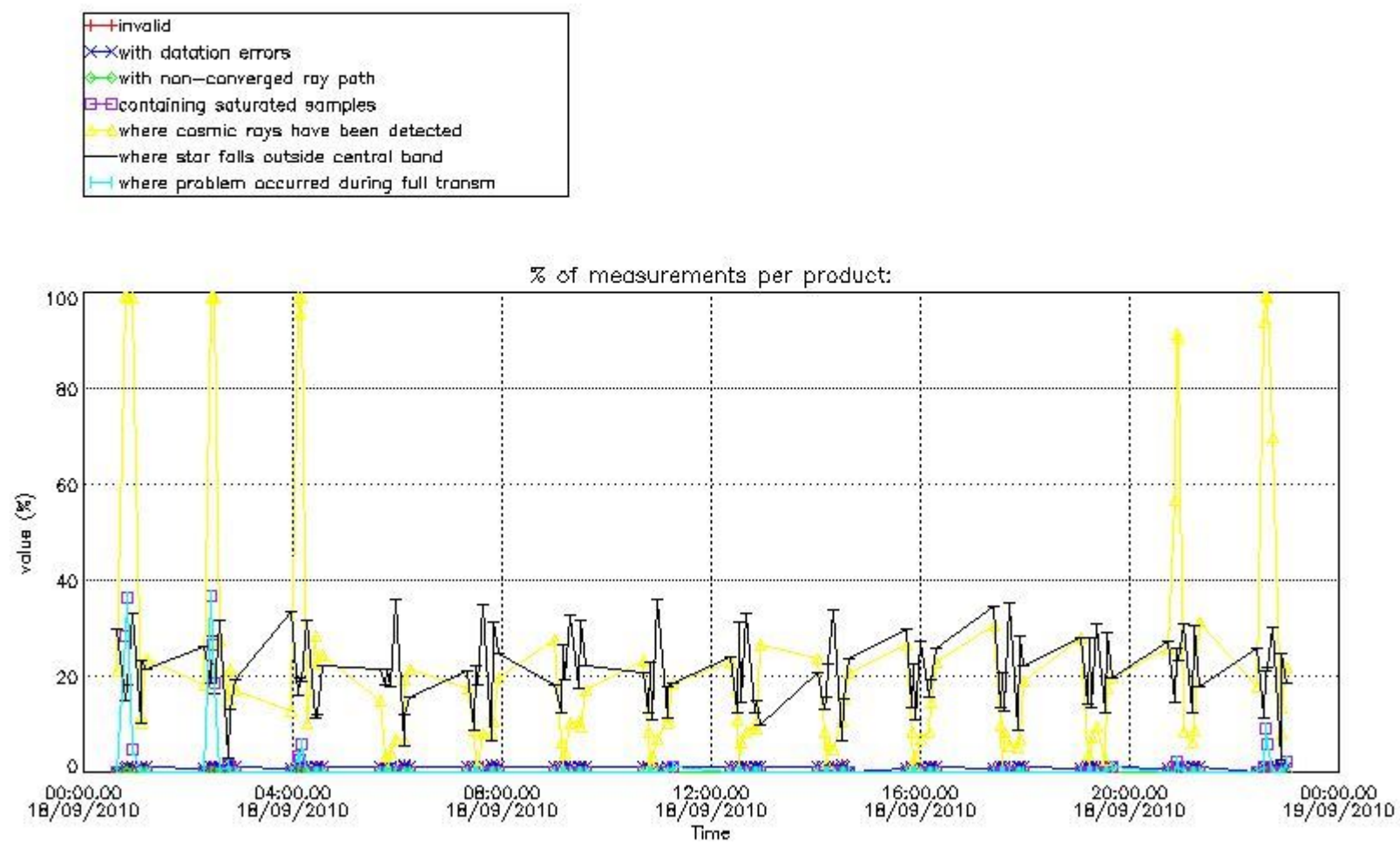
#### 4. Level 1 quality information per product

In this section it is plotted some information contained in the Quality Summary data set of the level 2 products that comes from the level 1b processing. Products without errors (error flag in the MPH set to "0") are used.

##### 4.1 Plot quality information per product (time dependant) coming from level 1b processing

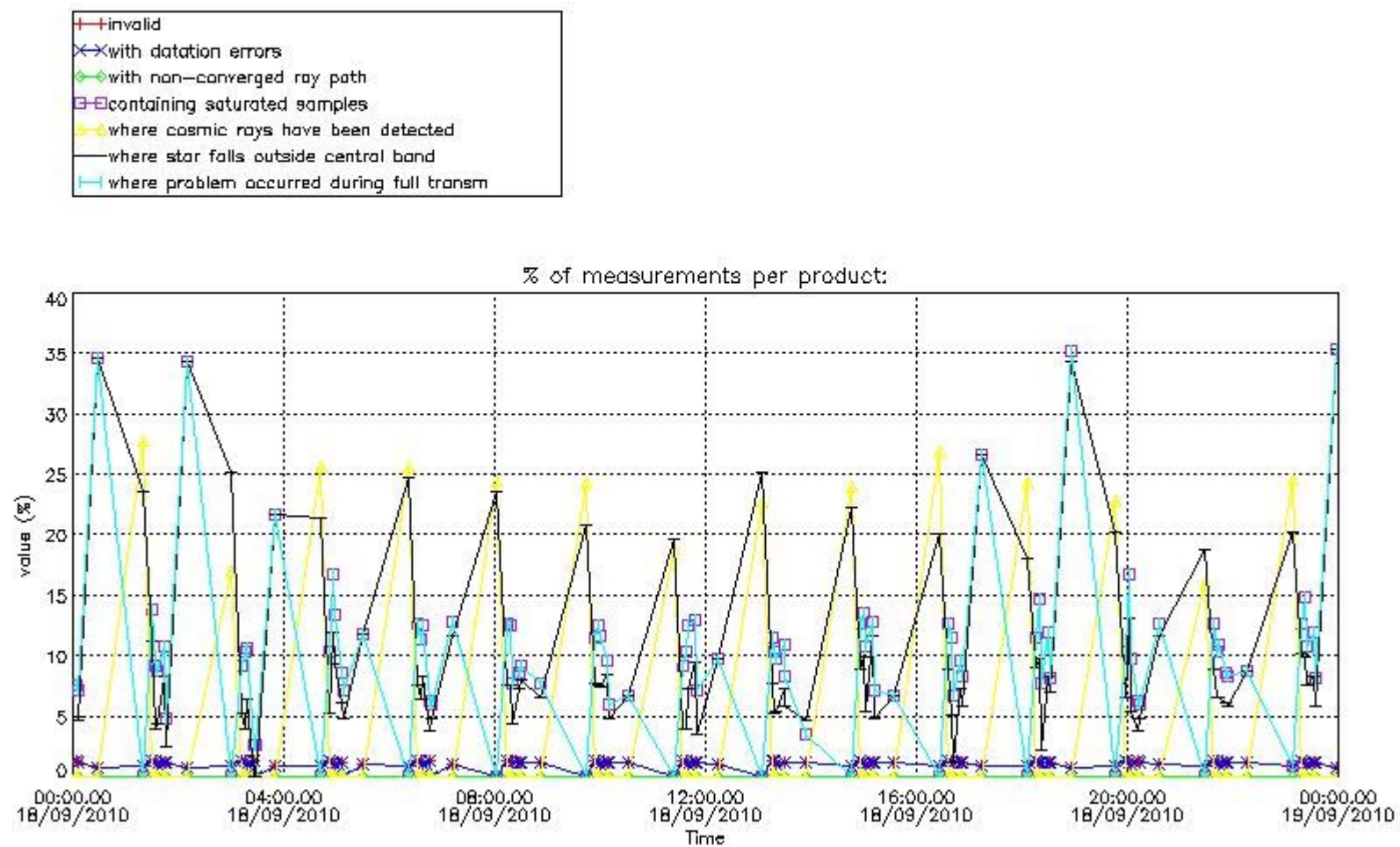
###### 4.1.1 Plot level 1 quality information per product (time dependant): ENVISAT ASCENDING passes





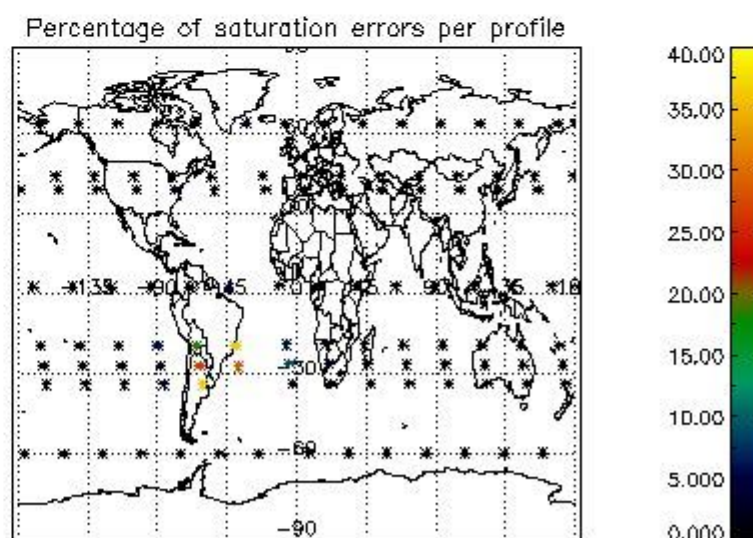
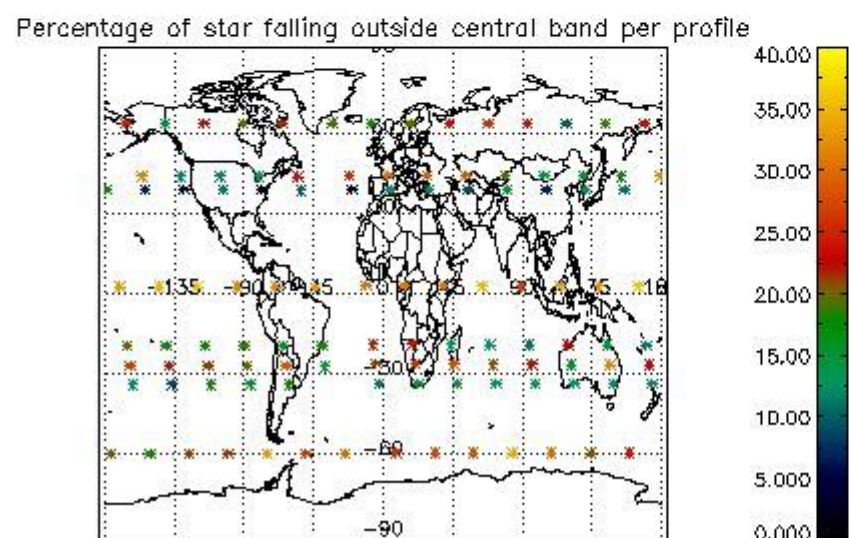
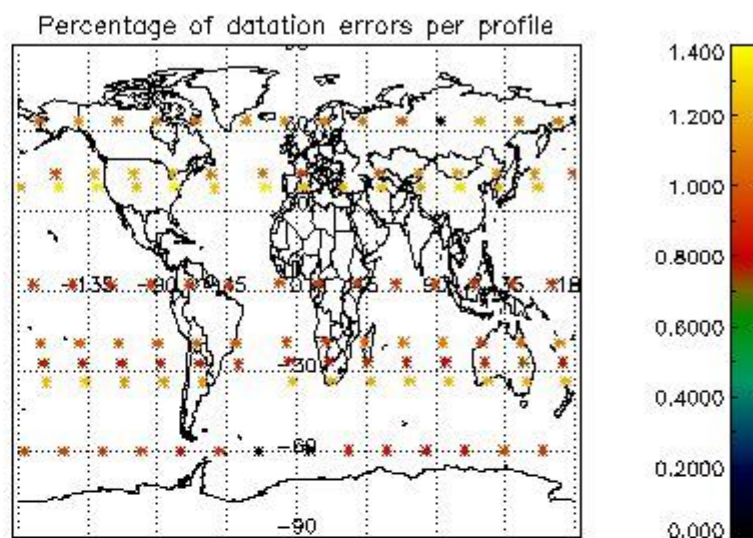
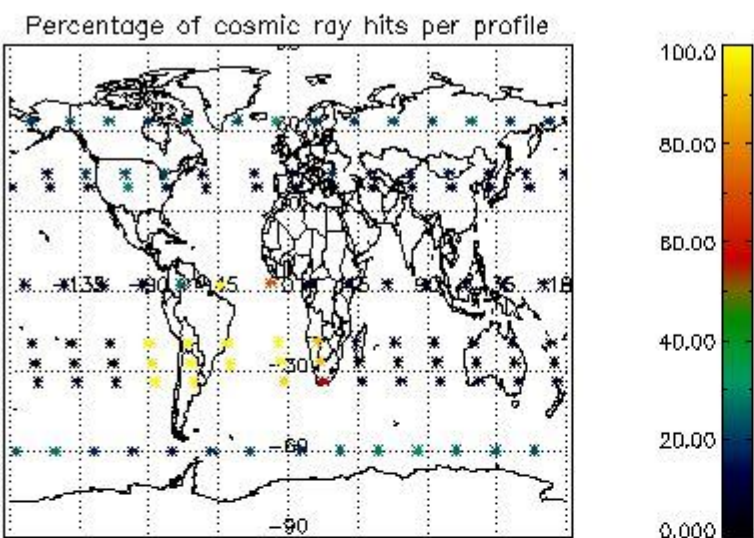
4.1.2 Plot level 1 quality information per product (time dependant): ENVI SAT DESCENDING passes





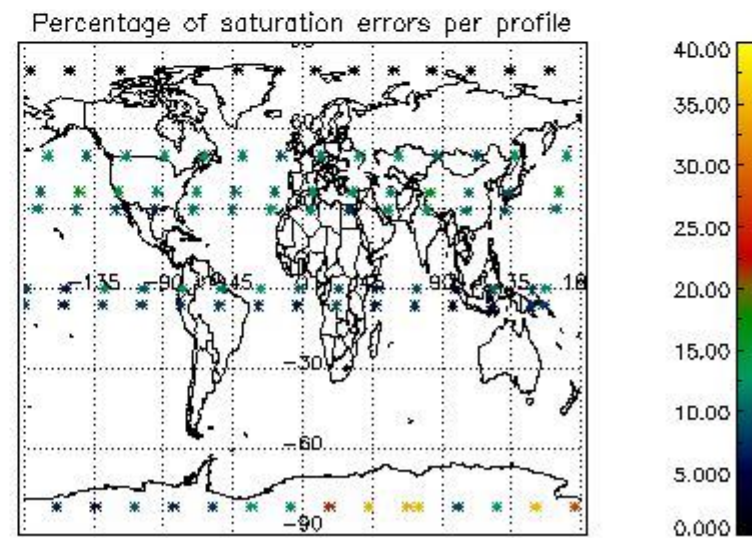
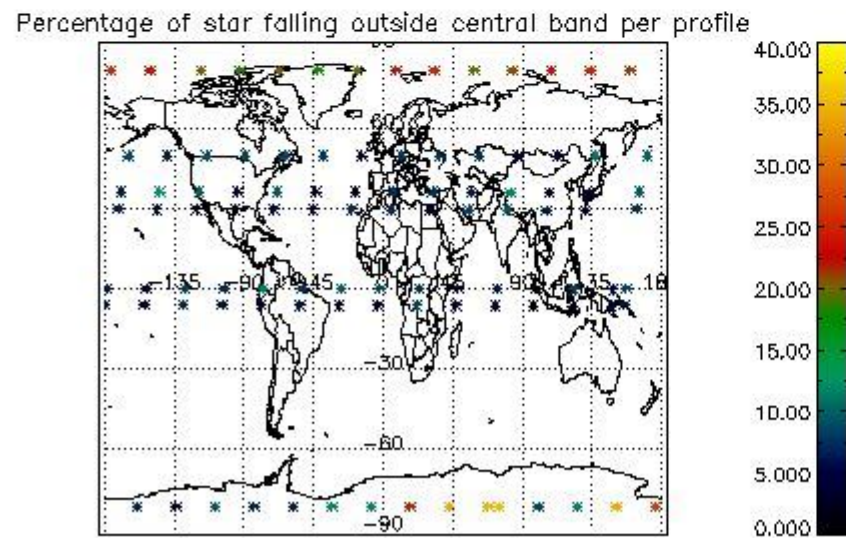
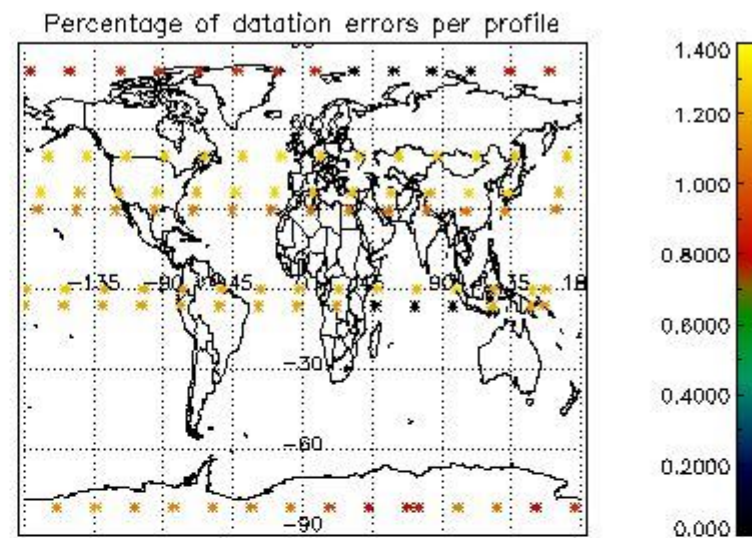
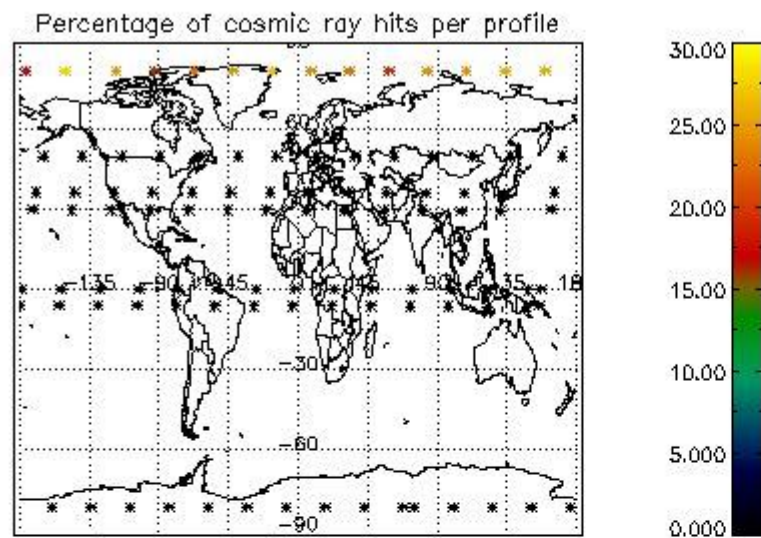
4.2 Plot quality information per product coming from level 1b processing (world map)

4.2.1 Plot level 1 quality information per product (world map): ENVISAT ASCENDING passes



4.2.2 Plot level 1 quality information per product (world map): ENVISAT DESCENDING passes





## 5. Trace gas profiles

### 5.1 Ozone statistics based on quality of products

The final quality of the products can be "measured" using the STD (Standard Deviation) attached to every point profile. This information is written to the parameter GOM\_NL\_\_2P/NL\_LOCAL\_SPECIES\_DENSITY/o3\_std of the level 2 products. The table below shows the statistics for given STD ranges.

The statistics are given with respect to the overall valid production:

- Products without fatal errors: GOM\_NL\_\_2P/MPH/PRODUCT\_ERR=0
- Valid point profile: GOM\_NL\_\_2P/NL\_LOCAL\_SPECIES\_DENSITY/pcd(0)=0

The 'Criteria' is applied to valid points of dark limb products:

- Products in dark limb illumination condition: GOM\_NL\_\_2P/NL\_SUMMARY\_QUALITY/obs\_ill\_cond=0
- Products without fatal errors: GOM\_NL\_\_2P/MPH/PRODUCT\_ERR=0
- Valid point profile: GOM\_NL\_\_2P/NL\_LOCAL\_SPECIES\_DENSITY/pcd(0)=0

So, the table below shows the percentage of dark limb and valid observations for each criteria with respect to the overall valid daily observations.

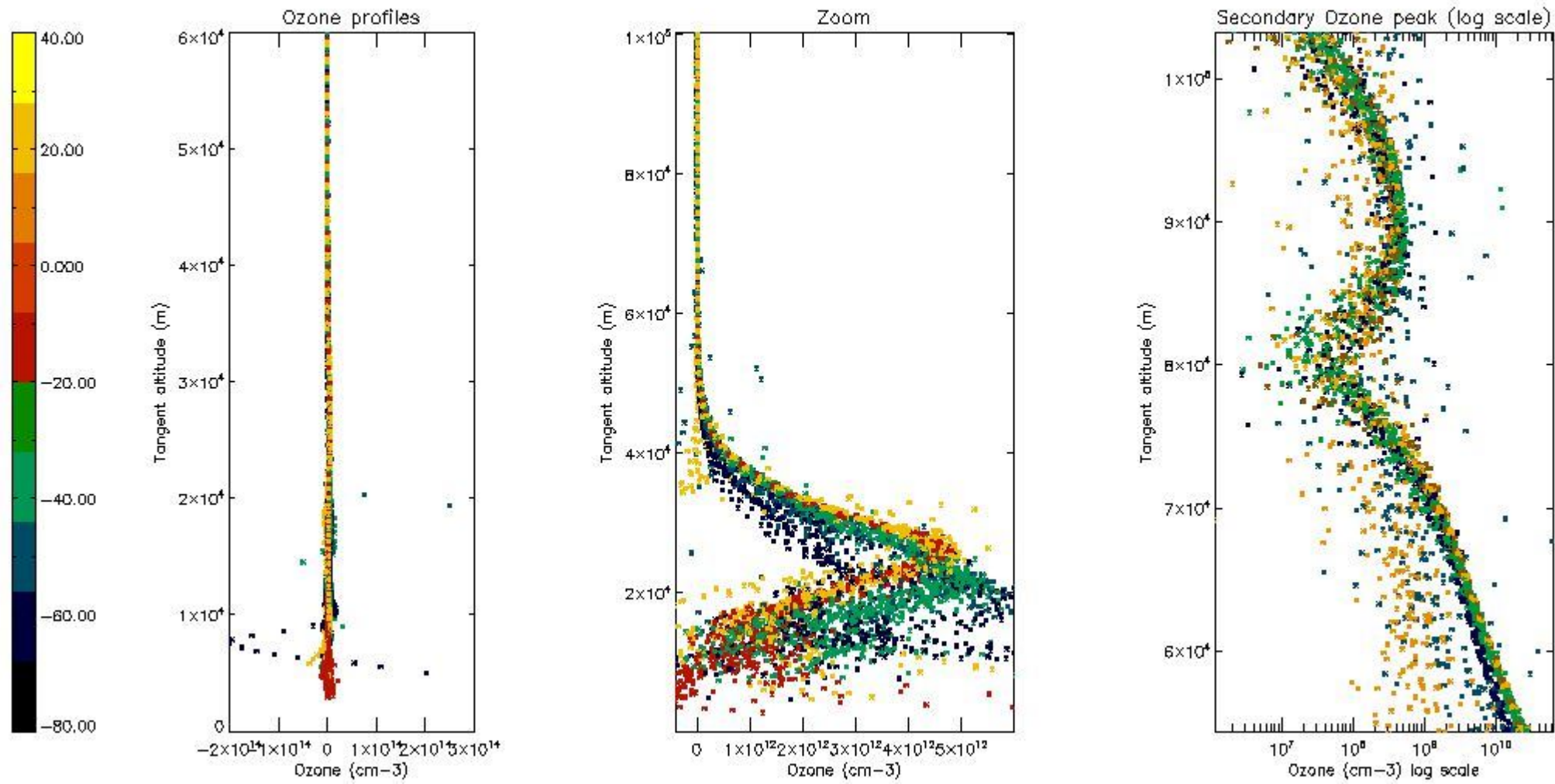
Criteria	% of total production
All STD	49
STD < 20	29



STD < 10	23
STD < 5	19

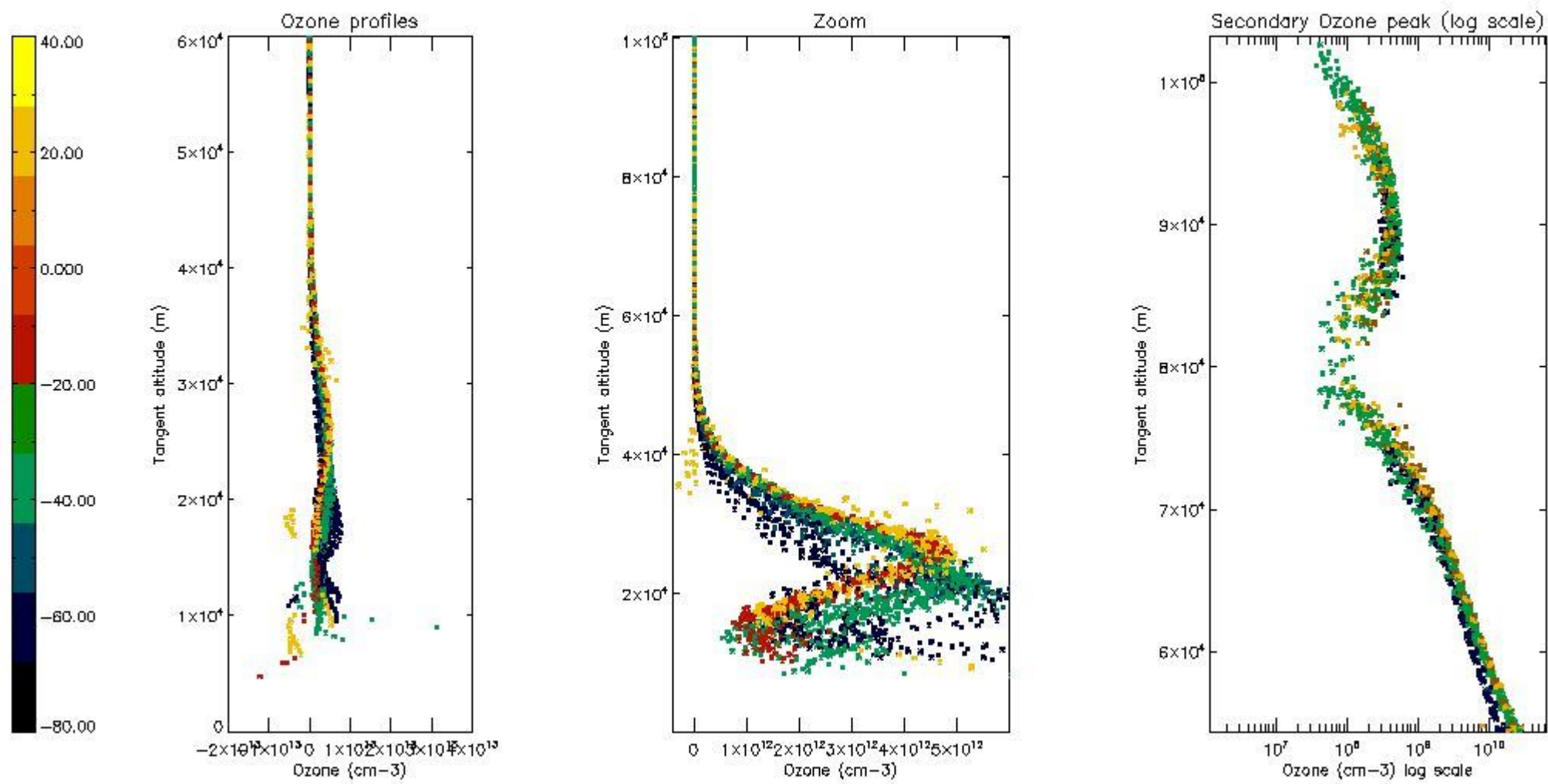
5.2 Plot ozone profiles for all STD (dark without errors)

The colorbar represents the latitude.



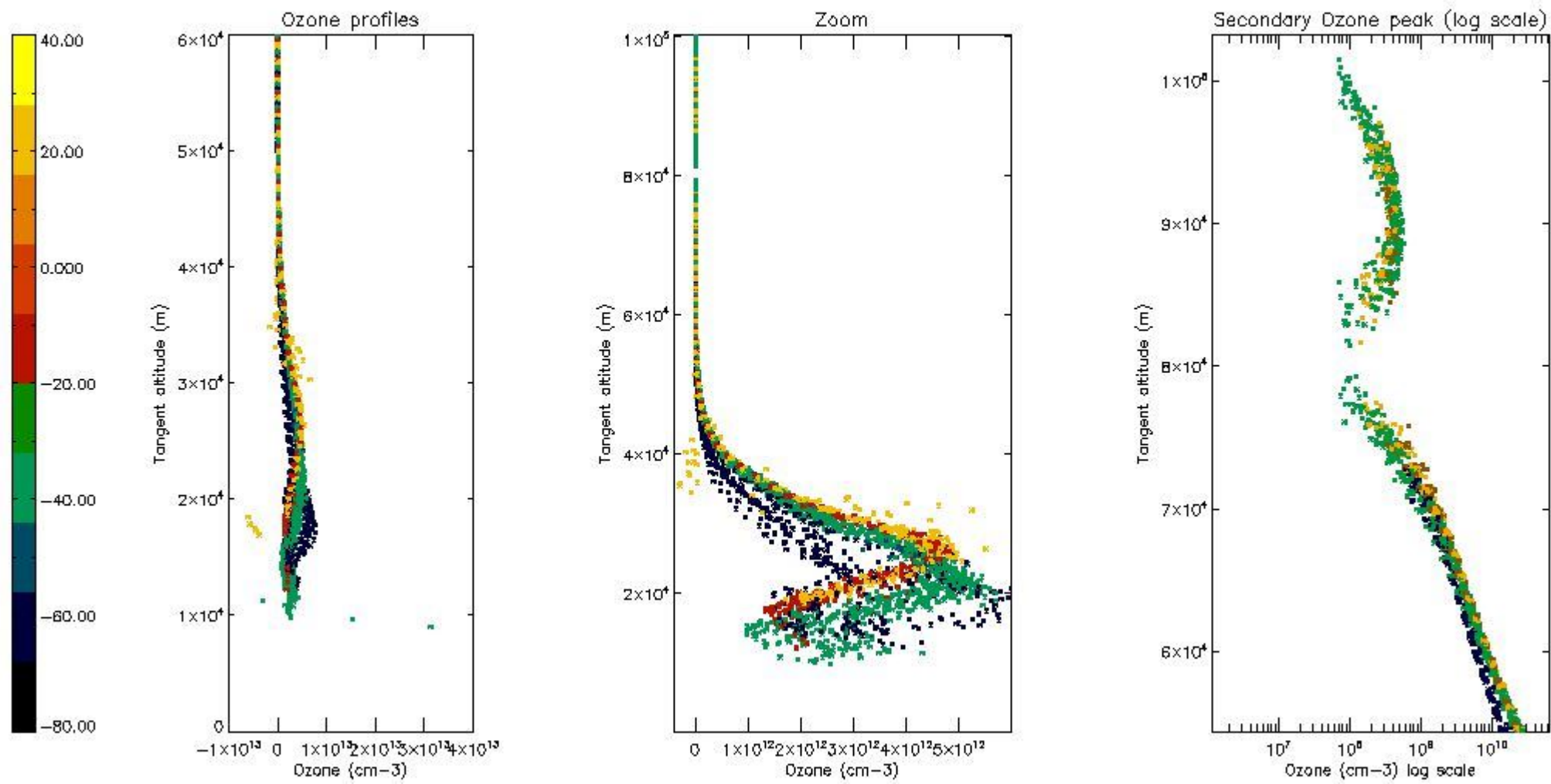
5.3 Plot ozone profiles where STD < 20% (dark without errors)

The colorbar represents the latitude.



*5.4 Plot ozone profiles where  $STD < 10\%$  (dark without errors)*

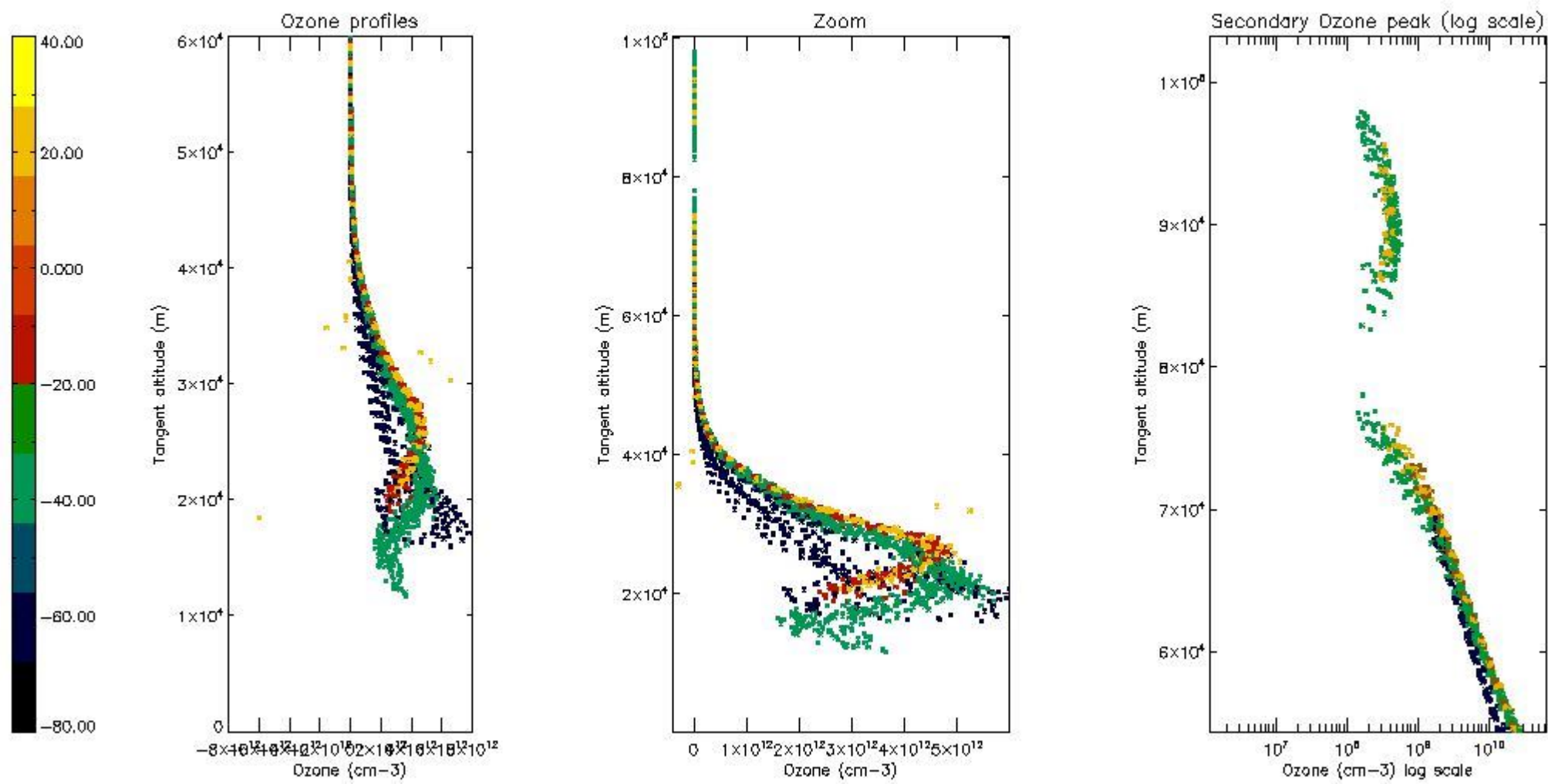
The colorbar represents the latitude.



*5.5 Plot ozone profiles where STD < 5% (dark without errors)*

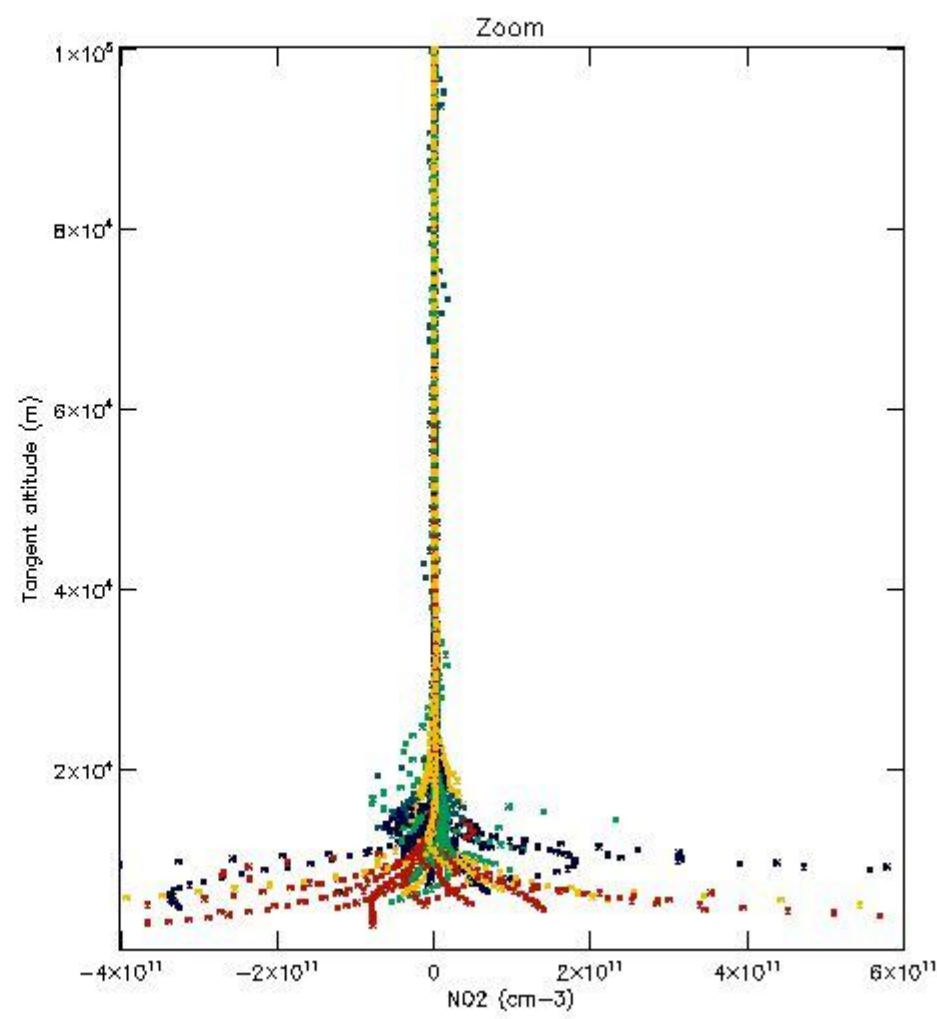
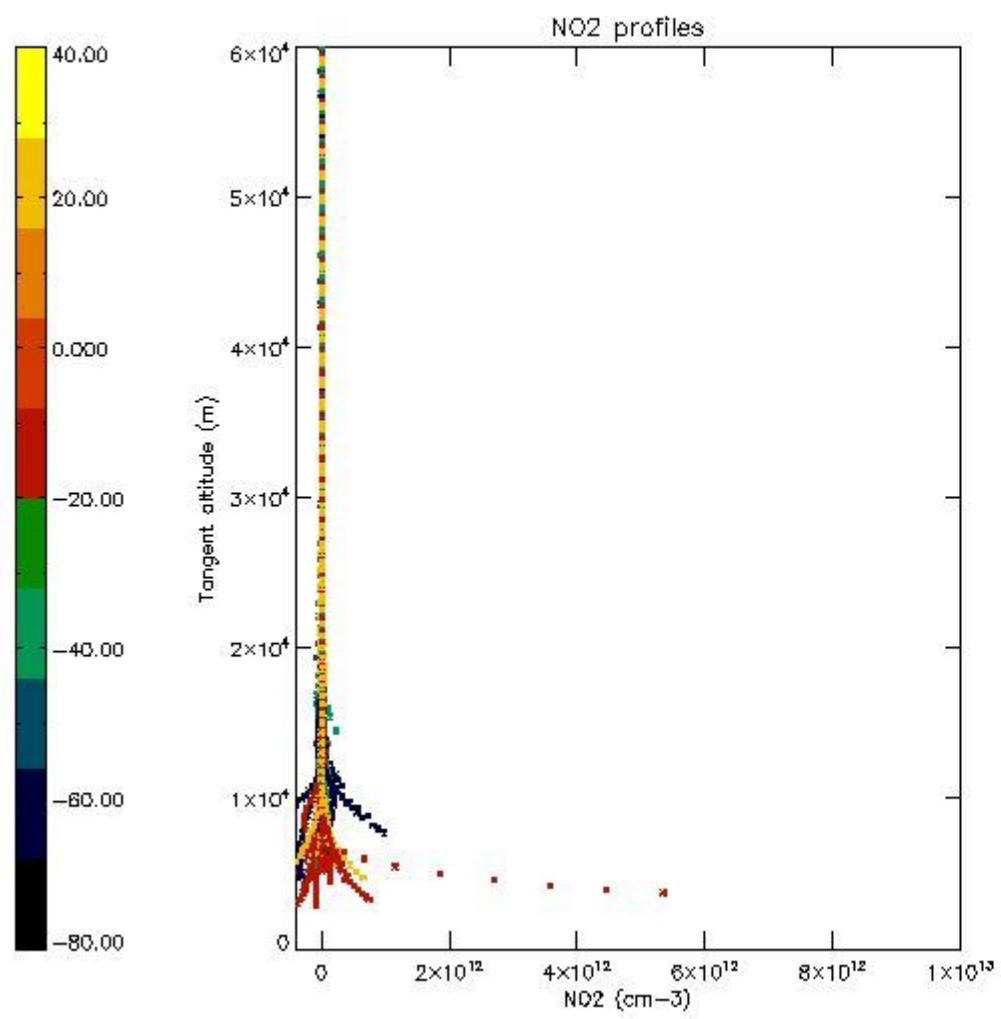
The colorbar represents the latitude.





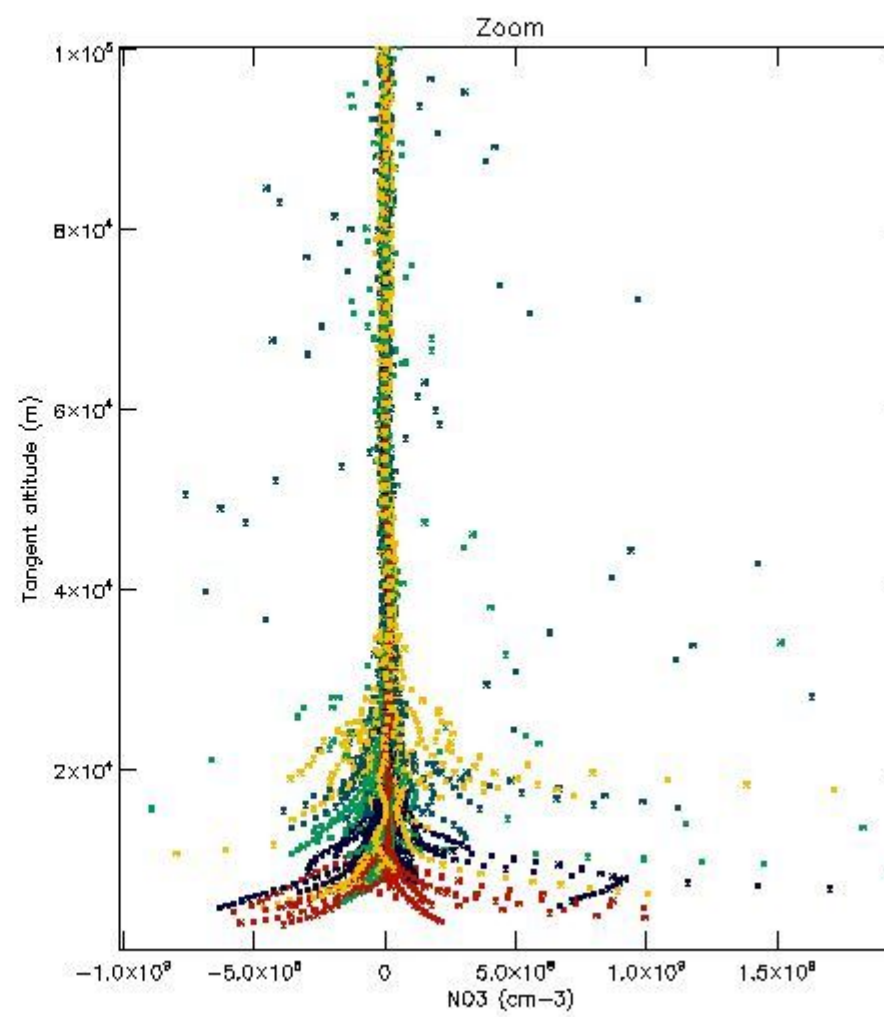
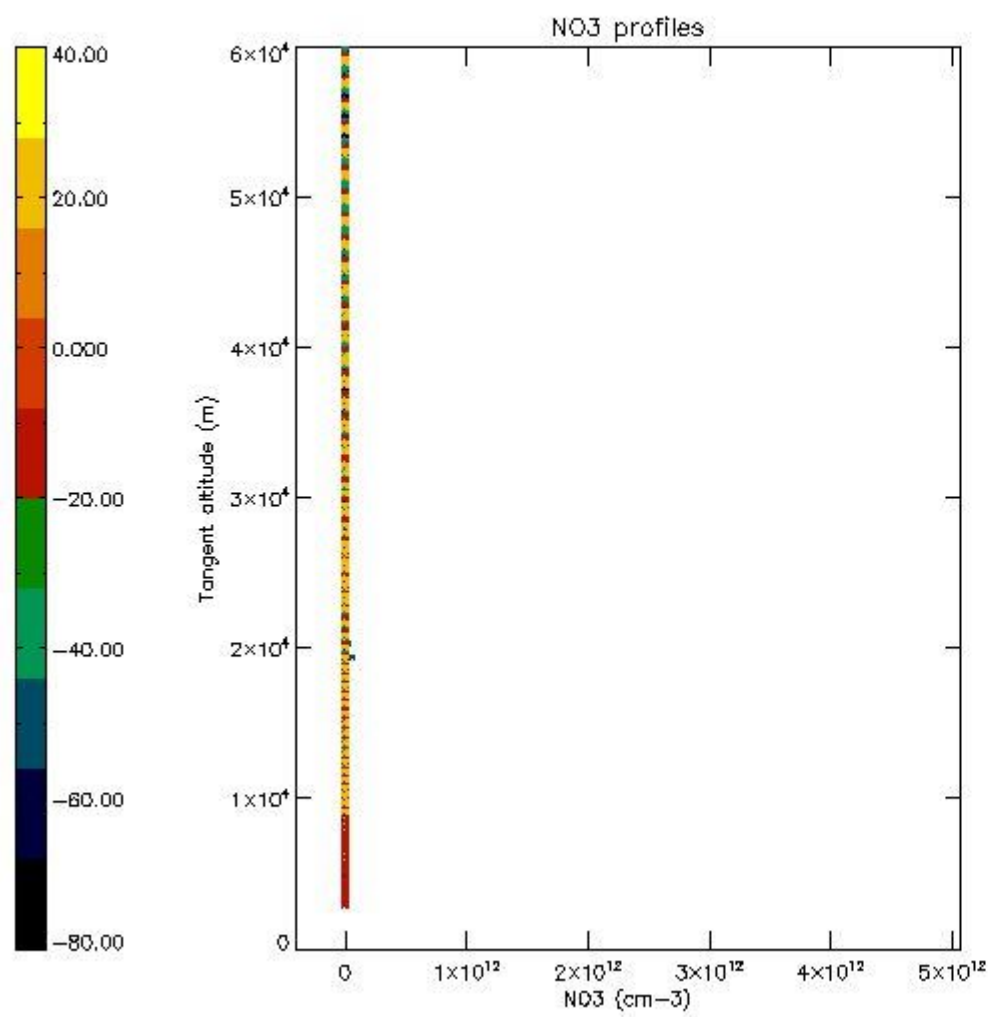
*5.6 Plot NO<sub>2</sub> profiles for all STD (dark without errors)*

The colorbar represents the latitude.



*5.7 Plot NO3 profiles for all STD (dark without errors)*

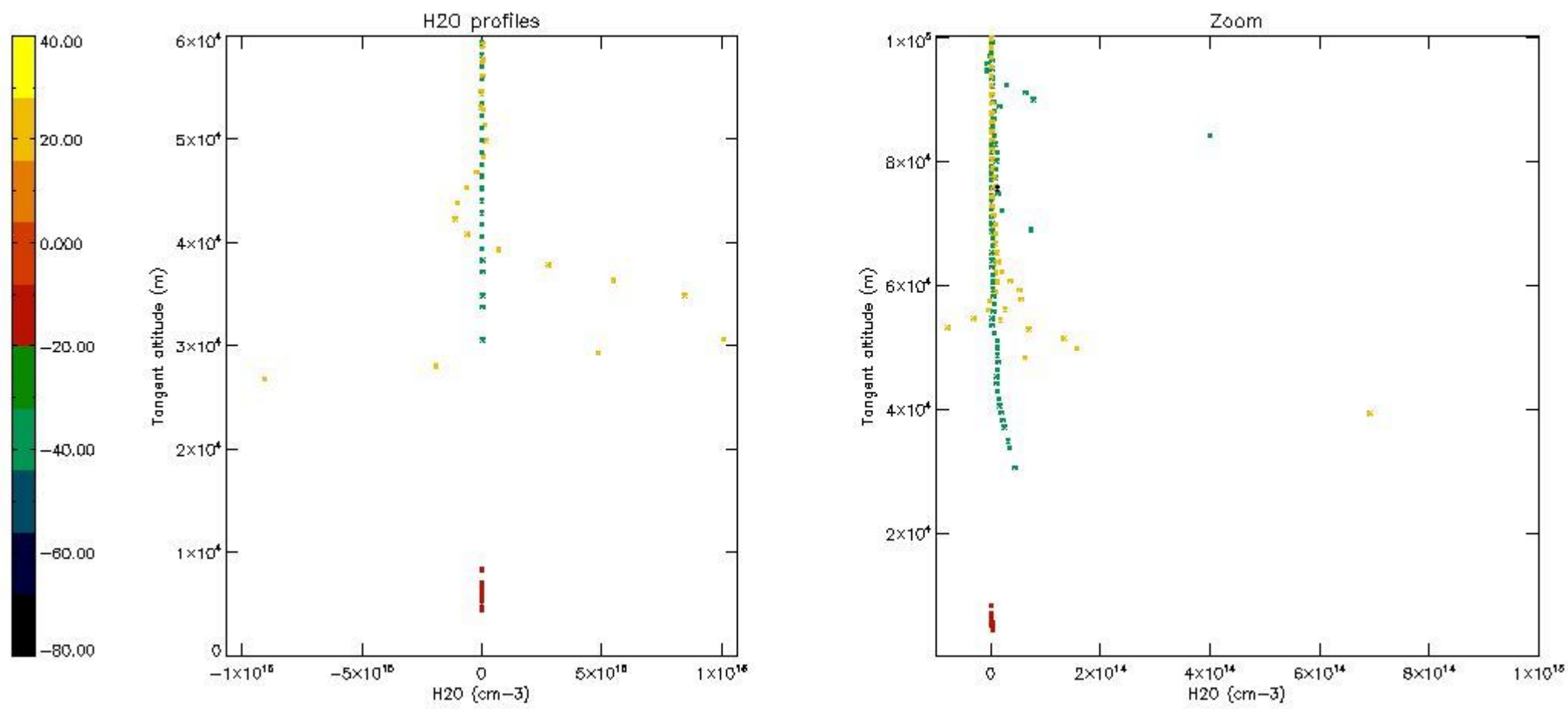
The colorbar represents the latitude.



5.8 Plot H<sub>2</sub>O profiles for all STD (only for occultations of stars 1,2,3,4,13,14,16,26,63 dark without errors)

The colorbar represents the latitude.





## 6. Auxiliary Data Files used for the production reported in section 2

The number reported in the third column indicates since which file (see list in section 2) the corresponding auxiliary file has been used. The fourth column is the date of those product files.

Type	Auxiliary Filename	Used since product	Used since product date
INST_PHYS_CHARACTERISTICS	GOM_INS_AXVIEC20091111_143220_20030716_120000_20500101_000000	1	18-SEP-2010 00:04:21
LEVEL-2_PROC_CONFIG	GOM_PR2_AXVIEC20091111_152718_20020301_000000_20500101_000000	1	18-SEP-2010 00:04:21
CROSS_SECTIONS_FILE	GOM_CRS_AXVIEC20091111_154832_20020301_000000_20500101_000000	1	18-SEP-2010 00:04:21

# GOMOS Level 2 Daily Report

## SUMMARY

### [1. General Info](#)

### [2. Summary of processed GOM\\_NL\\_2P products](#)

### [3. Level 2 Quality information per product](#)

#### [3.1 Plot of level 2 quality information per product \(time dependant\)](#)

#### [3.2 Plot of level 2 quality information per product \(world map\)](#)

### [4. Level 1 Quality information per product \(stored on level 2 products\)](#)

#### [4.1 Plot of level 1 quality information per product \(time dependant\)](#)

##### [4.1.1 Plot of level 1 quality information per product \(time dependant\): ASCENDING](#)

##### [4.1.2 Plot of level 1 quality information per product \(time dependant\): DESCENDING](#)

#### [4.2 Plot of level 1 quality information per product \(world map\)](#)

##### [4.2.1 Plot of level 1 quality information per product \(world map\): ASCENDING](#)

##### [4.2.2 Plot of level 1 quality information per product \(world map\): DESCENDING](#)

### [5. Ozone profiles based on quality statistics and other trace gas profiles](#)

#### [5.1 Ozone statistics based on quality of products](#)

#### [5.2 Plot ozone profiles for all STD \(dark without errors\)](#)

#### [5.3 Plot ozone profiles where STD < 20% \(dark without errors\)](#)

#### [5.4. Plot ozone profiles where STD < 10% \(dark without errors\)](#)

#### [5.5. Plot ozone profiles where STD < 5% \(dark without errors\)](#)

#### [5.6 Plot NO2 profiles for all STD \(dark without errors\)](#)

#### [5.7 Plot NO3 profiles for all STD \(dark without errors\)](#)

#### [5.8 Plot H2O profiles \(only for occultations of stars 1,2,3,4,13,14,16,26,63 dark without errors\) for all STD](#)

### [6. Auxiliary Data Files used for the production reported in section 2](#)

This report presents the daily analysis on parameters extracted from GOMOS level 2 data (GOM\_NL\_\_2P). It is intended to monitor some important parameters that will impact the quality of these products. A list of level 2 products (and content) that have arrived during the reporting day to the PCF is also given.

Item	Value
Time of report generation	29APR2013 15:15:21
Data source version	GOMOS/6.01
Start time of products	18-09-2010 (18SEP2010 00:00:00)
Stop time of products	19-09-2010 (19SEP2010 00:00:00)
Store outputs in DB	Yes
Nb of level 2 prods	212
Nb of prods with errors	0

## 2. Summary of processed GOM\_NL\_\_2P products.

Nr	Filename	UTC Start time	Limb	Duration	Star Id	Star Name	Star Mag	Star Temp	Nb Meas	Orbit	Prod. error
1	GOM_NL__2PRFIN20100918_000421_000000402093_00059_44702_7394.N1	18-SEP-2010 00:04:21	Bright	40.000	74	11Bet Cas	2.2680	6600.0	80	44702	No
2	GOM_NL__2PRFIN20100918_000605_000000432093_00059_44702_7395.N1	18-SEP-2010 00:06:05	Bright	42.500	76	27Gam Cas	2.3000	30000.	85	44702	No
3	GOM_NL__2PRFIN20100918_002849_000000642093_00059_44702_7396.N1	18-SEP-2010 00:28:49	Bright	63.500	24	66Alp Gem	1.5800	10200.	127	44702	No
4	GOM_NL__2PRFIN20100918_003741_000000592093_00059_44702_7397.N1	18-SEP-2010 00:37:41	Dark	59.000	8	10Alp CMi	0.40000	6500.0	118	44702	No
5	GOM_NL__2PRFIN20100918_004703_000000572093_00059_44702_7398.N1	18-SEP-2010 00:47:03	Dark	56.500	1	9Alp CMa	-1.4400	11000.	113	44702	No
6	GOM_NL__2PRFIN20100918_004909_000000502093_00059_44702_7399.N1	18-SEP-2010 00:49:09	Dark	49.500	23	21Eps CMa	1.5020	26000.	99	44702	No
7	GOM_NL__2PRFIN20100918_005519_000000552093_00060_44703_7399.N1	18-SEP-2010 00:55:19	Dark	54.500	2	Alp Car	-0.73600	7000.0	109	44703	No
8	GOM_NL__2PRFIN20100918_010531_000000402093_00060_44703_7400.N1	18-SEP-2010 01:05:31	Dark	39.500	143	Alp Hyi	2.8570	7200.0	79	44703	No
9	GOM_NL__2PRFIN20100918_010657_000000472093_00060_44703_7401.N1	18-SEP-2010 01:06:57	Dark	47.000	9	Alp Eri	0.45300	24000.	94	44703	No
10	GOM_NL__2PRFIN20100918_011238_000000472093_00060_44703_7402.N1	18-SEP-2010 01:12:38	Straylight	46.500	84	Alp Phe	2.3970	4500.0	93	44703	No
11	GOM_NL__2PRFIN20100918_012011_000000602093_00060_44703_7403.N1	18-SEP-2010 01:20:11	Twilight_and_stray	59.500	52	16Bet Cet	2.0370	4500.0	119	44703	No
12	GOM_NL__2PRFIN20100918_013056_000000402093_00060_44703_7404.N1	18-SEP-2010 01:30:56	Bright	40.000	90	54Alp Peg	2.4870	11000.	80	44703	No
13	GOM_NL__2PRFIN20100918_013446_000000382093_00060_44703_7405.N1	18-SEP-2010 01:34:46	Bright	38.000	93	53Bet Peg	2.5200	3100.0	76	44703	No
14	GOM_NL__2PRFIN20100918_013639_000000462093_00060_44703_7406.N1	18-SEP-2010 01:36:39	Bright	46.000	58	21Alp And	2.0730	11000.	92	44703	No
15	GOM_NL__2PRFIN20100918_014456_000000422093_00060_44703_7407.N1	18-SEP-2010 01:44:56	Bright	42.000	74	11Bet Cas	2.2680	6600.0	84	44703	No
16	GOM_NL__2PRFIN20100918_014641_000000422093_00060_44703_7408.N1	18-SEP-2010 01:46:41	Bright	41.500	76	27Gam Cas	2.3000	30000.	83	44703	No
17	GOM_NL__2PRFIN20100918_020925_000000642093_00060_44703_7409.N1	18-SEP-2010 02:09:25	Bright	64.000	24	66Alp Gem	1.5800	10200.	128	44703	No
18	GOM_NL__2PRFIN20100918_021818_000000562093_00060_44703_7410.N1	18-SEP-2010 02:18:18	Dark	55.500	8	10Alp CMi	0.40000	6500.0	111	44703	No
19	GOM_NL__2PRFIN20100918_022542_000000442093_00060_44703_7411.N1	18-SEP-2010 02:25:42	Dark	43.500	132	15Rho Pup	2.8030	6900.0	87	44703	No
20	GOM_NL__2PRFIN20100918_022740_000000662093_00060_44703_7412.N1	18-SEP-2010 02:27:40	Dark	65.500	1	9Alp CMa	-1.4400	11000.	131	44703	No
21	GOM_NL__2PRFIN20100918_022946_000000492093_00060_44703_7413.N1	18-SEP-2010 02:29:46	Dark	49.000	23	21Eps CMa	1.5020	26000.	98	44703	No
22	GOM_NL__2PRFIN20100918_023556_000000542093_00061_44704_7409.N1	18-SEP-2010 02:35:56	Dark	53.500	2	Alp Car	-0.73600	7000.0	107	44704	No
23	GOM_NL__2PRFIN20100918_024608_000000372093_00061_44704_7410.N1	18-SEP-2010 02:46:08	Dark	36.500	143	Alp Hyi	2.8570	7200.0	73	44704	No
24	GOM_NL__2PRFIN20100918_024733_000000422093_00061_44704_7411.N1	18-SEP-2010 02:47:33	Dark	42.000	9	Alp Eri	0.45300	24000.	84	44704	No
25	GOM_NL__2PRFIN20100918_025315_000000472093_00061_44704_7412.N1	18-SEP-2010 02:53:15	Straylight	46.500	84	Alp Phe	2.3970	4500.0	93	44704	No
26	GOM_NL__2PRFIN20100918_030048_000000622093_00061_44704_7413.N1	18-SEP-2010 03:00:48	Twilight_and_stray	61.500	52	16Bet Cet	2.0370	4500.0	123	44704	No
27	GOM_NL__2PRFIN20100918_031131_000000392093_00061_44704_7414.N1	18-SEP-2010 03:11:31	Bright	38.500	90	54Alp Peg	2.4870	11000.	77	44704	No
28	GOM_NL__2PRFIN20100918_031521_000000392093_00061_44704_7415.N1	18-SEP-2010 03:15:21	Bright	38.500	93	53Bet Peg	2.5200	3100.0	77	44704	No
29	GOM_NL__2PRFIN20100918_031715_000000472093_00061_44704_7416.N1	18-SEP-2010 03:17:15	Bright	47.000	58	21Alp And	2.0730	11000.	94	44704	No
30	GOM_NL__2PRFIN20100918_032531_000000382093_00061_44704_7417.N1	18-SEP-2010 03:25:31	Bright	37.500	74	11Bet Cas	2.2680	6600.0	75	44704	No
31	GOM_NL__2PRFIN20100918_032716_000000392093_00061_44704_7418.N1	18-SEP-2010 03:27:16	Bright	39.000	76	27Gam Cas	2.3000	30000.	78	44704	No
32	GOM_NL__2PRFIN20100918_035002_000000532093_00061_44704_7419.N1	18-SEP-2010 03:50:02	Bright	53.000	24	66Alp Gem	1.5800	10200.	106	44704	No
33	GOM_NL__2PRFIN20100918_035854_000000632093_00061_44704_7420.N1	18-SEP-2010 03:58:54	Dark	63.000	8	10Alp CMi	0.40000	6500.0	126	44704	No
34	GOM_NL__2PRFIN20100918_040619_000000442093_00061_44704_7421.N1	18-SEP-2010 04:06:19	Dark	43.500	132	15Rho Pup	2.8030	6900.0	87	44704	No
35	GOM_NL__2PRFIN20100918_040817_000000592093_00061_44704_7422.N1	18-SEP-2010 04:08:17	Dark	59.000	1	9Alp CMa	-1.4400	11000.	118	44704	No
36	GOM_NL__2PRFIN20100918_041023_000000512093_00061_44704_7423.N1	18-SEP-2010 04:10:23	Dark	50.500	23	21Eps CMa	1.5020	26000.	101	44704	No
37	GOM_NL__2PRFIN20100918_041632_000000542093_00062_44705_7420.N1	18-SEP-2010 04:16:32	Dark	53.500	2	Alp Car	-0.73600	7000.0	107	44705	No
38	GOM_NL__2PRFIN20100918_042644_000000412093_00062_44705_7421.N1	18-SEP-2010 04:26:44	Dark	40.500	143	Alp Hyi	2.8570	7200.0	81	44705	No
39	GOM_NL__2PRFIN20100918_042810_000000422093_00062_44705_7422.N1	18-SEP-2010 04:28:10	Dark	42.000	9	Alp Eri	0.45300	24000.	84	44705	No
40	GOM_NL__2PRFIN20100918_043351_000000482093_00062_44705_7423.N1	18-SEP-2010 04:33:51	Straylight	47.500	84	Alp Phe	2.3970	4500.0	95	44705	No
41	GOM_NL__2PRFIN20100918_044124_000000592093_00062_44705_7424.N1	18-SEP-2010 04:41:24	Twilight_and_stray	58.500	52	16Bet Cet	2.0370	4500.0	117	44705	No
42	GOM_NL__2PRFIN20100918_045207_000000392093_00062_44705_7425.N1	18-SEP-2010 04:52:07	Bright	38.500	90	54Alp Peg	2.4870	11000.	77	44705	No



43	GOM_NL__2PRFIN20100918_045557_000000422093_00062_44705_7426.N1	18-SEP-2010 04:55:57	Bright	42.000	93	53Bet Peg	2.5200	3100.0	84	44705	No
44	GOM_NL__2PRFIN20100918_045750_000000492093_00062_44705_7427.N1	18-SEP-2010 04:57:50	Bright	48.500	58	21Alp And	2.0730	11000.	97	44705	No
45	GOM_NL__2PRFIN20100918_050607_000000412093_00062_44705_7428.N1	18-SEP-2010 05:06:07	Bright	41.000	74	11Bet Cas	2.2680	6600.0	82	44705	No
46	GOM_NL__2PRFIN20100918_050752_000000422093_00062_44705_7429.N1	18-SEP-2010 05:07:52	Bright	42.000	76	27Gam Cas	2.3000	30000.	84	44705	No
47	GOM_NL__2PRFIN20100918_053038_000000472093_00062_44705_7430.N1	18-SEP-2010 05:30:38	Bright	46.500	24	66Alp Gem	1.5800	10200.	93	44705	No
48	GOM_NL__2PRFIN20100918_053931_000000542093_00062_44705_7431.N1	18-SEP-2010 05:39:31	Dark	54.000	8	10Alp CMi	0.40000	6500.0	108	44705	No
49	GOM_NL__2PRFIN20100918_054655_000000442093_00062_44705_7432.N1	18-SEP-2010 05:46:55	Dark	44.000	132	15Rho Pup	2.8030	6900.0	88	44705	No
50	GOM_NL__2PRFIN20100918_054854_000000612093_00062_44705_7433.N1	18-SEP-2010 05:48:54	Dark	60.500	1	9Alp CMA	-1.4400	11000.	121	44705	No
51	GOM_NL__2PRFIN20100918_055100_000000512093_00062_44705_7434.N1	18-SEP-2010 05:51:00	Dark	50.500	23	21Eps CMA	1.5020	26000.	101	44705	No
52	GOM_NL__2PRFIN20100918_055709_000000572093_00063_44706_7434.N1	18-SEP-2010 05:57:09	Dark	57.000	2	Alp Car	-0.73600	7000.0	114	44706	No
53	GOM_NL__2PRFIN20100918_060720_000000382093_00063_44706_7435.N1	18-SEP-2010 06:07:20	Dark	37.500	143	Alp Hyi	2.8570	7200.0	75	44706	No
54	GOM_NL__2PRFIN20100918_060846_000000422093_00063_44706_7436.N1	18-SEP-2010 06:08:46	Dark	41.500	9	Alp Eri	0.45300	24000.	83	44706	No
55	GOM_NL__2PRFIN20100918_061427_000000452093_00063_44706_7437.N1	18-SEP-2010 06:14:27	Straylight	44.500	84	Alp Phe	2.3970	4500.0	89	44706	No
56	GOM_NL__2PRFIN20100918_062200_000000612093_00063_44706_7438.N1	18-SEP-2010 06:22:00	Tw_i_and_stray	60.500	52	16Bet Cet	2.0370	4500.0	121	44706	No
57	GOM_NL__2PRFIN20100918_063243_000000402093_00063_44706_7439.N1	18-SEP-2010 06:32:43	Bright	39.500	90	54Alp Peg	2.4870	11000.	79	44706	No
58	GOM_NL__2PRFIN20100918_063633_000000402093_00063_44706_7440.N1	18-SEP-2010 06:36:33	Bright	39.500	93	53Bet Peg	2.5200	3100.0	79	44706	No
59	GOM_NL__2PRFIN20100918_063825_000000482093_00063_44706_7441.N1	18-SEP-2010 06:38:25	Bright	48.000	58	21Alp And	2.0730	11000.	96	44706	No
60	GOM_NL__2PRFIN20100918_064643_000000402093_00063_44706_7442.N1	18-SEP-2010 06:46:43	Bright	40.000	74	11Bet Cas	2.2680	6600.0	80	44706	No
61	GOM_NL__2PRFIN20100918_064827_000000422093_00063_44706_7443.N1	18-SEP-2010 06:48:27	Bright	41.500	76	27Gam Cas	2.3000	30000.	83	44706	No
62	GOM_NL__2PRFIN20100918_071114_000000472093_00063_44706_7444.N1	18-SEP-2010 07:11:14	Bright	47.000	24	66Alp Gem	1.5800	10200.	94	44706	No
63	GOM_NL__2PRFIN20100918_072008_000000552093_00063_44706_7445.N1	18-SEP-2010 07:20:08	Dark	54.500	8	10Alp CMi	0.40000	6500.0	109	44706	No
64	GOM_NL__2PRFIN20100918_072732_000000402093_00063_44706_7446.N1	18-SEP-2010 07:27:32	Dark	39.500	132	15Rho Pup	2.8030	6900.0	79	44706	No
65	GOM_NL__2PRFIN20100918_072931_000000612093_00063_44706_7447.N1	18-SEP-2010 07:29:31	Dark	61.000	1	9Alp CMA	-1.4400	11000.	122	44706	No
66	GOM_NL__2PRFIN20100918_073136_000000502093_00063_44706_7448.N1	18-SEP-2010 07:31:36	Dark	49.500	23	21Eps CMA	1.5020	26000.	99	44706	No
67	GOM_NL__2PRFIN20100918_073746_000000572093_00064_44707_7462.N1	18-SEP-2010 07:37:46	Dark	57.000	2	Alp Car	-0.73600	7000.0	114	44707	No
68	GOM_NL__2PRFIN20100918_074757_000000382093_00064_44707_7463.N1	18-SEP-2010 07:47:57	Dark	37.500	143	Alp Hyi	2.8570	7200.0	75	44707	No
69	GOM_NL__2PRFIN20100918_074923_000000532093_00064_44707_7464.N1	18-SEP-2010 07:49:23	Dark	52.500	9	Alp Eri	0.45300	24000.	105	44707	No
70	GOM_NL__2PRFIN20100918_075504_000000492093_00064_44707_7465.N1	18-SEP-2010 07:55:04	Straylight	48.500	84	Alp Phe	2.3970	4500.0	97	44707	No
71	GOM_NL__2PRFIN20100918_080236_000000602093_00064_44707_7466.N1	18-SEP-2010 08:02:36	Tw_i_and_stray	59.500	52	16Bet Cet	2.0370	4500.0	119	44707	No
72	GOM_NL__2PRFIN20100918_081319_000000402093_00064_44707_7467.N1	18-SEP-2010 08:13:19	Bright	39.500	90	54Alp Peg	2.4870	11000.	79	44707	No
73	GOM_NL__2PRFIN20100918_081709_000000402093_00064_44707_7468.N1	18-SEP-2010 08:17:09	Bright	40.000	93	53Bet Peg	2.5200	3100.0	80	44707	No
74	GOM_NL__2PRFIN20100918_081901_000000462093_00064_44707_7469.N1	18-SEP-2010 08:19:01	Bright	45.500	58	21Alp And	2.0730	11000.	91	44707	No
75	GOM_NL__2PRFIN20100918_082718_000000412093_00064_44707_7470.N1	18-SEP-2010 08:27:18	Bright	41.000	74	11Bet Cas	2.2680	6600.0	82	44707	No
76	GOM_NL__2PRFIN20100918_082902_000000442093_00064_44707_7471.N1	18-SEP-2010 08:29:02	Bright	43.500	76	27Gam Cas	2.3000	30000.	87	44707	No
77	GOM_NL__2PRFIN20100918_085150_000000462093_00064_44707_7472.N1	18-SEP-2010 08:51:50	Bright	45.500	24	66Alp Gem	1.5800	10200.	91	44707	No
78	GOM_NL__2PRFIN20100918_090044_000000532093_00064_44707_7473.N1	18-SEP-2010 09:00:44	Dark	52.500	8	10Alp CMi	0.40000	6500.0	105	44707	No
79	GOM_NL__2PRFIN20100918_090808_000000412093_00064_44707_7474.N1	18-SEP-2010 09:08:08	Dark	40.500	132	15Rho Pup	2.8030	6900.0	81	44707	No
80	GOM_NL__2PRFIN20100918_091008_000000662093_00064_44707_7475.N1	18-SEP-2010 09:10:08	Dark	65.500	1	9Alp CMA	-1.4400	11000.	131	44707	No
81	GOM_NL__2PRFIN20100918_091213_000000522093_00064_44707_7476.N1	18-SEP-2010 09:12:13	Dark	51.500	23	21Eps CMA	1.5020	26000.	103	44707	No
82	GOM_NL__2PRFIN20100918_091822_000000552093_00065_44708_7484.N1	18-SEP-2010 09:18:22	Dark	55.000	2	Alp Car	-0.73600	7000.0	110	44708	No
83	GOM_NL__2PRFIN20100918_092833_000000432093_00065_44708_7485.N1	18-SEP-2010 09:28:33	Dark	43.000	143	Alp Hyi	2.8570	7200.0	86	44708	No
84	GOM_NL__2PRFIN20100918_092959_000000542093_00065_44708_7486.N1	18-SEP-2010 09:29:59	Dark	53.500	9	Alp Eri	0.45300	24000.	107	44708	No
85	GOM_NL__2PRFIN20100918_093540_000000472093_00065_44708_7487.N1	18-SEP-2010 09:35:40	Straylight	47.000	84	Alp Phe	2.3970	4500.0	94	44708	No
86	GOM_NL__2PRFIN20100918_094312_000000582093_00065_44708_7488.N1	18-SEP-2010 09:43:12	Tw_i_and_stray	57.500	52	16Bet Cet	2.0370	4500.0	115	44708	No
87	GOM_NL__2PRFIN20100918_095355_000000392093_00065_44708_7489.N1	18-SEP-2010 09:53:55	Bright	39.000	90	54Alp Peg	2.4870	11000.	78	44708	No
88	GOM_NL__2PRFIN20100918_095744_000000402093_00065_44708_7490.N1	18-SEP-2010 09:57:44	Bright	40.000	93	53Bet Peg	2.5200	3100.0	80	44708	No
89	GOM_NL__2PRFIN20100918_095936_000000482093_00065_44708_7491.N1	18-SEP-2010 09:59:36	Bright	47.500	58	21Alp And	2.0730	11000.	95	44708	No
90	GOM_NL__2PRFIN20100918_100753_000000422093_00065_44708_7492.N1	18-SEP-2010 10:07:53	Bright	41.500	74	11Bet Cas	2.2680	6600.0	83	44708	No
91	GOM_NL__2PRFIN20100918_100938_000000422093_00065_44708_7493.N1	18-SEP-2010 10:09:38	Bright	42.000	76	27Gam Cas	2.3000	30000.	84	44708	No
92	GOM_NL__2PRFIN20100918_103226_000000452093_00065_44708_7494.N1	18-SEP-2010 10:32:26	Bright	45.000	24	66Alp Gem	1.5800	10200.	90	44708	No
93	GOM_NL__2PRFIN20100918_104120_000000542093_00065_44708_7495.N1	18-SEP-2010 10:41:20	Dark	53.500	8	10Alp CMi	0.40000	6500.0	107	44708	No
94	GOM_NL__2PRFIN20100918_104845_000000412093_00065_44708_7496.N1	18-SEP-2010 10:48:45	Dark	41.000	132	15Rho Pup	2.8030	6900.0	82	44708	No
95	GOM_NL__2PRFIN20100918_105045_000000622093_00065_44708_7497.N1	18-SEP-2010 10:50:45	Dark	61.500	1	9Alp CMA	-1.4400	11000.	123	44708	No
96	GOM_NL__2PRFIN20100918_105250_000000462093_00065_44708_7498.N1	18-SEP-2010 10:52:50	Dark	46.000	23	21Eps CMA	1.5020	26000.	92	44708	No
97	GOM_NL__2PRFIN20100918_105859_000000572093_00066_44709_7556.N1	18-SEP-2010 10:58:59	Dark	57.000	2	Alp Car	-0.73600	7000.0	114	44709	No
98	GOM_NL__2PRFIN20100918_110909_000000412093_00066_44709_7557.N1	18-SEP-2010 11:09:09	Dark	40.500	143	Alp Hyi	2.8570	7200.0	81	44709	No
99	GOM_NL__2PRFIN20100918_111036_000000452093_00066_44709_7558.N1	18-SEP-2010 11:10:36	Dark	44.500	9	Alp Eri	0.45300	24000.	89	44709	No
100	GOM_NL__2PRFIN20100918_111616_000000462093_00066_44709_7559.N1	18-SEP-2010 11:16:16	Straylight	46.000	84	Alp Phe	2.3970	4500.0	92	44709	No
101	GOM_NL__2PRFIN20100918_112348_000000562093_00066_44709_7560.N1	18-SEP-2010 11:23:48	Tw_i_and_stray	56.000	52	16Bet Cet	2.0370	4500.0	112	44709	No

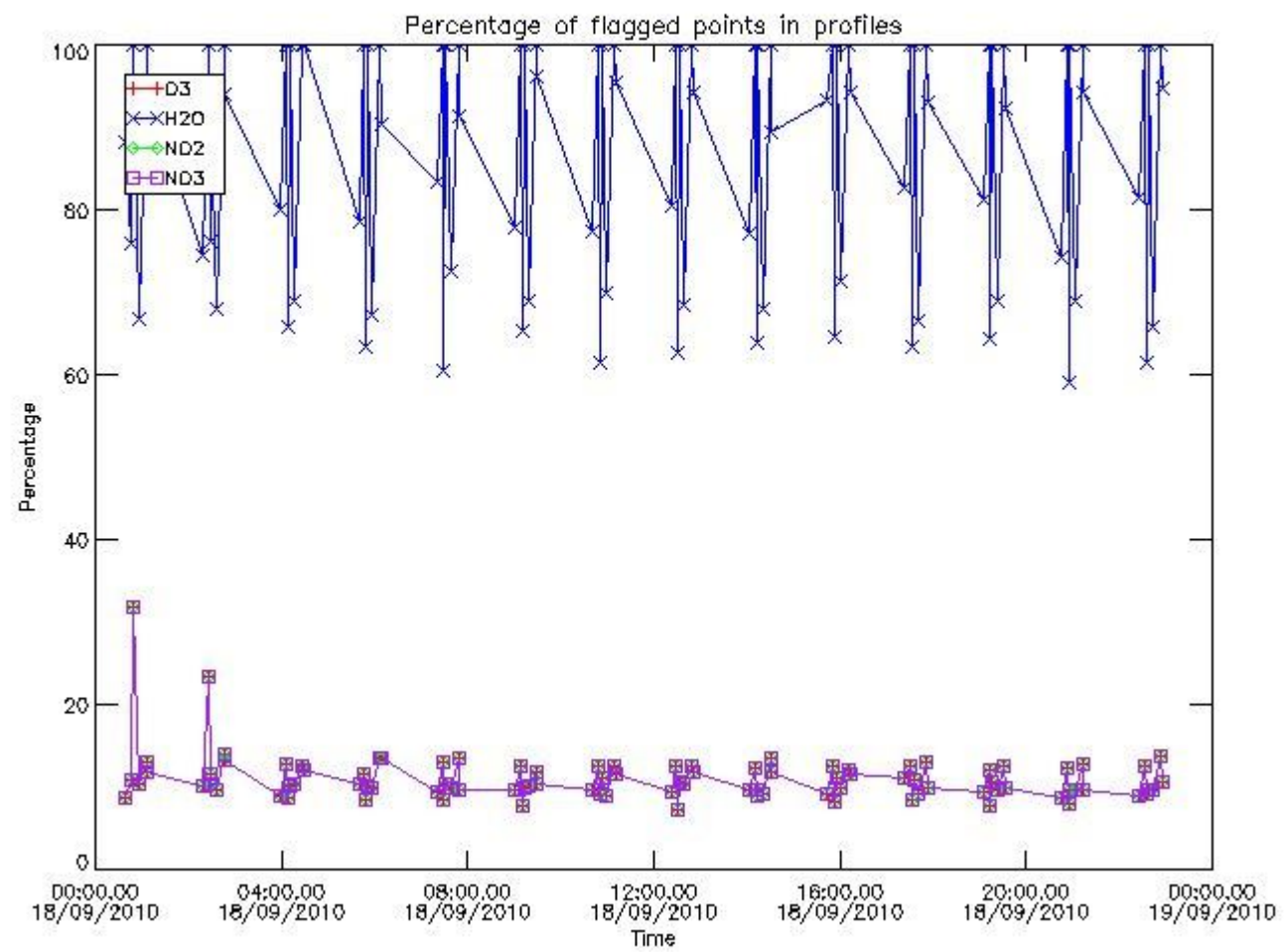
102	GOM_NL__2PRFIN20100918_113430_000000382093_00066_44709_7561.N1	18-SEP-2010 11:34:30	Bright	38.000	90	54Alp Peg	2.4870	11000.	76	44709	No
103	GOM_NL__2PRFIN20100918_113820_000000392093_00066_44709_7562.N1	18-SEP-2010 11:38:20	Bright	38.500	93	53Bet Peg	2.5200	3100.0	77	44709	No
104	GOM_NL__2PRFIN20100918_114011_000000482093_00066_44709_7563.N1	18-SEP-2010 11:40:11	Bright	48.000	58	21Alp And	2.0730	11000.	96	44709	No
105	GOM_NL__2PRFIN20100918_114829_000000432093_00066_44709_7564.N1	18-SEP-2010 11:48:29	Bright	42.500	74	11Bet Cas	2.2680	6600.0	85	44709	No
106	GOM_NL__2PRFIN20100918_115013_000000432093_00066_44709_7565.N1	18-SEP-2010 11:50:13	Bright	42.500	76	27Gam Cas	2.3000	30000.	85	44709	No
107	GOM_NL__2PRFIN20100918_121302_000000472093_00066_44709_7566.N1	18-SEP-2010 12:13:02	Bright	46.500	24	66Alp Gem	1.5800	10200.	93	44709	No
108	GOM_NL__2PRFIN20100918_122157_000000552093_00066_44709_7567.N1	18-SEP-2010 12:21:57	Dark	54.500	8	10Alp CMi	0.40000	6500.0	109	44709	No
109	GOM_NL__2PRFIN20100918_122921_000000412093_00066_44709_7568.N1	18-SEP-2010 12:29:21	Dark	41.000	132	15Rho Pup	2.8030	6900.0	82	44709	No
110	GOM_NL__2PRFIN20100918_123122_000000702093_00066_44709_7569.N1	18-SEP-2010 12:31:22	Dark	70.000	1	9Alp CMa	-1.4400	11000.	140	44709	No
111	GOM_NL__2PRFIN20100918_123327_000000492093_00066_44709_7570.N1	18-SEP-2010 12:33:27	Dark	48.500	23	21Eps CMa	1.5020	26000.	97	44709	No
112	GOM_NL__2PRFIN20100918_123935_000000552093_00067_44710_7585.N1	18-SEP-2010 12:39:35	Dark	54.500	2	Alp Car	-0.73600	7000.0	109	44710	No
113	GOM_NL__2PRFIN20100918_124946_000000412093_00067_44710_7586.N1	18-SEP-2010 12:49:46	Dark	40.500	143	Alp Hyi	2.8570	7200.0	81	44710	No
114	GOM_NL__2PRFIN20100918_125112_000000442093_00067_44710_7587.N1	18-SEP-2010 12:51:12	Dark	43.500	9	Alp Eri	0.45300	24000.	87	44710	No
115	GOM_NL__2PRFIN20100918_125652_000000422093_00067_44710_7588.N1	18-SEP-2010 12:56:52	Straylight	41.500	84	Alp Phe	2.3970	4500.0	83	44710	No
116	GOM_NL__2PRFIN20100918_130424_000000602093_00067_44710_7589.N1	18-SEP-2010 13:04:24	Tw_i_and_stray	59.500	52	16Bet Cet	2.0370	4500.0	119	44710	No
117	GOM_NL__2PRFIN20100918_131506_000000392093_00067_44710_7590.N1	18-SEP-2010 13:15:06	Bright	39.000	90	54Alp Peg	2.4870	11000.	78	44710	No
118	GOM_NL__2PRFIN20100918_131856_000000392093_00067_44710_7591.N1	18-SEP-2010 13:18:56	Bright	38.500	93	53Bet Peg	2.5200	3100.0	77	44710	No
119	GOM_NL__2PRFIN20100918_132046_000000472093_00067_44710_7592.N1	18-SEP-2010 13:20:46	Bright	46.500	58	21Alp And	2.0730	11000.	93	44710	No
120	GOM_NL__2PRFIN20100918_132904_000000412093_00067_44710_7593.N1	18-SEP-2010 13:29:04	Bright	41.000	74	11Bet Cas	2.2680	6600.0	82	44710	No
121	GOM_NL__2PRFIN20100918_133048_000000432093_00067_44710_7594.N1	18-SEP-2010 13:30:48	Bright	42.500	76	27Gam Cas	2.3000	30000.	85	44710	No
122	GOM_NL__2PRFIN20100918_135338_000000432093_00067_44710_7595.N1	18-SEP-2010 13:53:38	Bright	43.000	24	66Alp Gem	1.5800	10200.	86	44710	No
123	GOM_NL__2PRFIN20100918_140233_000000532093_00067_44710_7596.N1	18-SEP-2010 14:02:33	Dark	53.000	8	10Alp CMi	0.40000	6500.0	106	44710	No
124	GOM_NL__2PRFIN20100918_140957_000000422093_00067_44710_7597.N1	18-SEP-2010 14:09:57	Dark	41.500	132	15Rho Pup	2.8030	6900.0	83	44710	No
125	GOM_NL__2PRFIN20100918_141159_000000572093_00067_44710_7598.N1	18-SEP-2010 14:11:59	Dark	57.000	1	9Alp CMa	-1.4400	11000.	114	44710	No
126	GOM_NL__2PRFIN20100918_141404_000000532093_00067_44710_7599.N1	18-SEP-2010 14:14:04	Dark	53.000	23	21Eps CMa	1.5020	26000.	106	44710	No
127	GOM_NL__2PRFIN20100918_142012_000000552093_00068_44711_7617.N1	18-SEP-2010 14:20:12	Dark	55.000	2	Alp Car	-0.73600	7000.0	110	44711	No
128	GOM_NL__2PRFIN20100918_143022_000000382093_00068_44711_7618.N1	18-SEP-2010 14:30:22	Dark	38.000	143	Alp Hyi	2.8570	7200.0	76	44711	No
129	GOM_NL__2PRFIN20100918_143148_000000432093_00068_44711_7619.N1	18-SEP-2010 14:31:48	Dark	43.000	9	Alp Eri	0.45300	24000.	86	44711	No
130	GOM_NL__2PRFIN20100918_143729_000000492093_00068_44711_7620.N1	18-SEP-2010 14:37:29	Straylight	48.500	84	Alp Phe	2.3970	4500.0	97	44711	No
131	GOM_NL__2PRFIN20100918_144500_000000592093_00068_44711_7621.N1	18-SEP-2010 14:45:00	Tw_i_and_stray	58.500	52	16Bet Cet	2.0370	4500.0	117	44711	No
132	GOM_NL__2PRFIN20100918_145542_000000402093_00068_44711_7622.N1	18-SEP-2010 14:55:42	Bright	39.500	90	54Alp Peg	2.4870	11000.	79	44711	No
133	GOM_NL__2PRFIN20100918_145931_000000412093_00068_44711_7623.N1	18-SEP-2010 14:59:31	Bright	40.500	93	53Bet Peg	2.5200	3100.0	81	44711	No
134	GOM_NL__2PRFIN20100918_150122_000000472093_00068_44711_7624.N1	18-SEP-2010 15:01:22	Bright	46.500	58	21Alp And	2.0730	11000.	93	44711	No
135	GOM_NL__2PRFIN20100918_150940_000000432093_00068_44711_7625.N1	18-SEP-2010 15:09:40	Bright	43.000	74	11Bet Cas	2.2680	6600.0	86	44711	No
136	GOM_NL__2PRFIN20100918_151124_000000422093_00068_44711_7626.N1	18-SEP-2010 15:11:24	Bright	42.000	76	27Gam Cas	2.3000	30000.	84	44711	No
137	GOM_NL__2PRFIN20100918_153414_000000452093_00068_44711_7627.N1	18-SEP-2010 15:34:14	Bright	44.500	24	66Alp Gem	1.5800	10200.	89	44711	No
138	GOM_NL__2PRFIN20100918_154310_000000612093_00068_44711_7628.N1	18-SEP-2010 15:43:10	Dark	60.500	8	10Alp CMi	0.40000	6500.0	121	44711	No
139	GOM_NL__2PRFIN20100918_155034_000000412093_00068_44711_7629.N1	18-SEP-2010 15:50:34	Dark	41.000	132	15Rho Pup	2.8030	6900.0	82	44711	No
140	GOM_NL__2PRFIN20100918_155236_000000632093_00068_44711_7630.N1	18-SEP-2010 15:52:36	Dark	62.500	1	9Alp CMa	-1.4400	11000.	125	44711	No
141	GOM_NL__2PRFIN20100918_155441_000000462093_00068_44711_7631.N1	18-SEP-2010 15:54:41	Dark	46.000	23	21Eps CMa	1.5020	26000.	92	44711	No
142	GOM_NL__2PRFIN20100918_160048_000000512093_00069_44712_7643.N1	18-SEP-2010 16:00:48	Dark	51.000	2	Alp Car	-0.73600	7000.0	102	44712	No
143	GOM_NL__2PRFIN20100918_161059_000000422093_00069_44712_7644.N1	18-SEP-2010 16:10:59	Dark	42.000	143	Alp Hyi	2.8570	7200.0	84	44712	No
144	GOM_NL__2PRFIN20100918_161225_000000452093_00069_44712_7645.N1	18-SEP-2010 16:12:25	Dark	44.500	9	Alp Eri	0.45300	24000.	89	44712	No
145	GOM_NL__2PRFIN20100918_161805_000000512093_00069_44712_7646.N1	18-SEP-2010 16:18:05	Straylight	50.500	84	Alp Phe	2.3970	4500.0	101	44712	No
146	GOM_NL__2PRFIN20100918_162536_000000582093_00069_44712_7647.N1	18-SEP-2010 16:25:36	Tw_i_and_stray	57.500	52	16Bet Cet	2.0370	4500.0	115	44712	No
147	GOM_NL__2PRFIN20100918_163618_000000402093_00069_44712_7648.N1	18-SEP-2010 16:36:18	Bright	39.500	90	54Alp Peg	2.4870	11000.	79	44712	No
148	GOM_NL__2PRFIN20100918_164007_000000392093_00069_44712_7649.N1	18-SEP-2010 16:40:07	Bright	39.000	93	53Bet Peg	2.5200	3100.0	78	44712	No
149	GOM_NL__2PRFIN20100918_164157_000000452093_00069_44712_7650.N1	18-SEP-2010 16:41:57	Bright	44.500	58	21Alp And	2.0730	11000.	89	44712	No
150	GOM_NL__2PRFIN20100918_165015_000000422093_00069_44712_7651.N1	18-SEP-2010 16:50:15	Bright	41.500	74	11Bet Cas	2.2680	6600.0	83	44712	No
151	GOM_NL__2PRFIN20100918_165159_000000432093_00069_44712_7652.N1	18-SEP-2010 16:51:59	Bright	42.500	76	27Gam Cas	2.3000	30000.	85	44712	No
152	GOM_NL__2PRFIN20100918_171450_000000572093_00069_44712_7653.N1	18-SEP-2010 17:14:50	Bright	56.500	24	66Alp Gem	1.5800	10200.	113	44712	No
153	GOM_NL__2PRFIN20100918_172346_000000642093_00069_44712_7654.N1	18-SEP-2010 17:23:46	Dark	64.000	8	10Alp CMi	0.40000	6500.0	128	44712	No
154	GOM_NL__2PRFIN20100918_173111_000000412093_00069_44712_7655.N1	18-SEP-2010 17:31:11	Dark	41.000	132	15Rho Pup	2.8030	6900.0	82	44712	No
155	GOM_NL__2PRFIN20100918_173313_000000612093_00069_44712_7656.N1	18-SEP-2010 17:33:13	Dark	60.500	1	9Alp CMa	-1.4400	11000.	121	44712	No
156	GOM_NL__2PRFIN20100918_173517_000000472093_00069_44712_7657.N1	18-SEP-2010 17:35:17	Dark	47.000	23	21Eps CMa	1.5020	26000.	94	44712	No
157	GOM_NL__2PRFIN20100918_174125_000000562093_00070_44713_7674.N1	18-SEP-2010 17:41:25	Dark	55.500	2	Alp Car	-0.73600	7000.0	111	44713	No
158	GOM_NL__2PRFIN20100918_175135_000000402093_00070_44713_7675.N1	18-SEP-2010 17:51:35	Dark	39.500	143	Alp Hyi	2.8570	7200.0	79	44713	No
159	GOM_NL__2PRFIN20100918_175301_000000512093_00070_44713_7676.N1	18-SEP-2010 17:53:01	Dark	51.000	9	Alp Eri	0.45300	24000.	102	44713	No
160	GOM_NL__2PRFIN20100918_175841_000000482093_00070_44713_7677.N1	18-SEP-2010 17:58:41	Straylight	47.500	84	Alp Phe	2.3970	4500.0	95	44713	No

161	GOM_NL__2PRFIN20100918_180612_000000562093_00070_44713_7678.N1	18-SEP-2010 18:06:12	Twilight	55.500	52	16Bet Cet	2.0370	4500.0	111	44713	No
162	GOM_NL__2PRFIN20100918_181654_000000392093_00070_44713_7679.N1	18-SEP-2010 18:16:54	Bright	39.000	90	54Alp Peg	2.4870	11000.	78	44713	No
163	GOM_NL__2PRFIN20100918_182043_000000412093_00070_44713_7680.N1	18-SEP-2010 18:20:43	Bright	41.000	93	53Bet Peg	2.5200	3100.0	82	44713	No
164	GOM_NL__2PRFIN20100918_182233_000000452093_00070_44713_7681.N1	18-SEP-2010 18:22:33	Bright	45.000	58	21Alp And	2.0730	11000.	90	44713	No
165	GOM_NL__2PRFIN20100918_183051_000000422093_00070_44713_7682.N1	18-SEP-2010 18:30:51	Bright	42.000	74	11Bet Cas	2.2680	6600.0	84	44713	No
166	GOM_NL__2PRFIN20100918_183235_000000432093_00070_44713_7683.N1	18-SEP-2010 18:32:35	Bright	43.000	76	27Gam Cas	2.3000	30000.	86	44713	No
167	GOM_NL__2PRFIN20100918_185526_000000642093_00070_44713_7684.N1	18-SEP-2010 18:55:26	Bright	64.000	24	66Alp Gem	1.5800	10200.	128	44713	No
168	GOM_NL__2PRFIN20100918_190423_000000592093_00070_44713_7685.N1	18-SEP-2010 19:04:23	Dark	59.000	8	10Alp CMi	0.40000	6500.0	118	44713	No
169	GOM_NL__2PRFIN20100918_191147_000000422093_00070_44713_7686.N1	18-SEP-2010 19:11:47	Dark	42.000	132	15Rho Pup	2.8030	6900.0	84	44713	No
170	GOM_NL__2PRFIN20100918_191350_000000672093_00070_44713_7687.N1	18-SEP-2010 19:13:50	Dark	66.500	1	9Alp CMa	-1.4400	11000.	133	44713	No
171	GOM_NL__2PRFIN20100918_191554_000000482093_00070_44713_7688.N1	18-SEP-2010 19:15:54	Dark	48.000	23	21Eps CMa	1.5020	26000.	96	44713	No
172	GOM_NL__2PRFIN20100918_192202_000000542093_00071_44714_7709.N1	18-SEP-2010 19:22:02	Dark	53.500	2	Alp Car	-0.73600	7000.0	107	44714	No
173	GOM_NL__2PRFIN20100918_193211_000000412093_00071_44714_7710.N1	18-SEP-2010 19:32:11	Dark	41.000	143	Alp Hyi	2.8570	7200.0	82	44714	No
174	GOM_NL__2PRFIN20100918_193338_000000522093_00071_44714_7711.N1	18-SEP-2010 19:33:38	Dark	51.500	9	Alp Eri	0.45300	24000.	103	44714	No
175	GOM_NL__2PRFIN20100918_193918_000000462093_00071_44714_7712.N1	18-SEP-2010 19:39:18	Straylight	46.000	84	Alp Phe	2.3970	4500.0	92	44714	No
176	GOM_NL__2PRFIN20100918_194648_000000572093_00071_44714_7713.N1	18-SEP-2010 19:46:48	Twilight	57.000	52	16Bet Cet	2.0370	4500.0	114	44714	No
177	GOM_NL__2PRFIN20100918_195729_000000392093_00071_44714_7714.N1	18-SEP-2010 19:57:29	Bright	38.500	90	54Alp Peg	2.4870	11000.	77	44714	No
178	GOM_NL__2PRFIN20100918_200119_000000422093_00071_44714_7715.N1	18-SEP-2010 20:01:19	Bright	42.000	93	53Bet Peg	2.5200	3100.0	84	44714	No
179	GOM_NL__2PRFIN20100918_200308_000000462093_00071_44714_7716.N1	18-SEP-2010 20:03:08	Bright	46.000	58	21Alp And	2.0730	11000.	92	44714	No
180	GOM_NL__2PRFIN20100918_201127_000000402093_00071_44714_7717.N1	18-SEP-2010 20:11:27	Bright	40.000	74	11Bet Cas	2.2680	6600.0	80	44714	No
181	GOM_NL__2PRFIN20100918_201310_000000422093_00071_44714_7718.N1	18-SEP-2010 20:13:10	Bright	42.000	76	27Gam Cas	2.3000	30000.	84	44714	No
182	GOM_NL__2PRFIN20100918_203602_000000482093_00071_44714_7719.N1	18-SEP-2010 20:36:02	Bright	47.500	24	66Alp Gem	1.5800	10200.	95	44714	No
183	GOM_NL__2PRFIN20100918_204459_000000592093_00071_44714_7720.N1	18-SEP-2010 20:44:59	Dark	58.500	8	10Alp CMi	0.40000	6500.0	117	44714	No
184	GOM_NL__2PRFIN20100918_205223_000000422093_00071_44714_7721.N1	18-SEP-2010 20:52:23	Dark	41.500	132	15Rho Pup	2.8030	6900.0	83	44714	No
185	GOM_NL__2PRFIN20100918_205428_000000642093_00071_44714_7722.N1	18-SEP-2010 20:54:28	Dark	64.000	1	9Alp CMa	-1.4400	11000.	128	44714	No
186	GOM_NL__2PRFIN20100918_205631_000000542093_00071_44714_7723.N1	18-SEP-2010 20:56:31	Dark	53.500	23	21Eps CMa	1.5020	26000.	107	44714	No
187	GOM_NL__2PRFIN20100918_210238_000000542093_00072_44715_7739.N1	18-SEP-2010 21:02:38	Dark	53.500	2	Alp Car	-0.73600	7000.0	107	44715	No
188	GOM_NL__2PRFIN20100918_211248_000000402093_00072_44715_7740.N1	18-SEP-2010 21:12:48	Dark	40.000	143	Alp Hyi	2.8570	7200.0	80	44715	No
189	GOM_NL__2PRFIN20100918_211414_000000532093_00072_44715_7741.N1	18-SEP-2010 21:14:14	Dark	52.500	9	Alp Eri	0.45300	24000.	105	44715	No
190	GOM_NL__2PRFIN20100918_211954_000000452093_00072_44715_7742.N1	18-SEP-2010 21:19:54	Straylight	45.000	84	Alp Phe	2.3970	4500.0	90	44715	No
191	GOM_NL__2PRFIN20100918_212724_000000562093_00072_44715_7743.N1	18-SEP-2010 21:27:24	Twilight	56.000	52	16Bet Cet	2.0370	4500.0	112	44715	No
192	GOM_NL__2PRFIN20100918_213805_000000402093_00072_44715_7744.N1	18-SEP-2010 21:38:05	Bright	39.500	90	54Alp Peg	2.4870	11000.	79	44715	No
193	GOM_NL__2PRFIN20100918_214154_000000392093_00072_44715_7745.N1	18-SEP-2010 21:41:54	Bright	38.500	93	53Bet Peg	2.5200	3100.0	77	44715	No
194	GOM_NL__2PRFIN20100918_214343_000000462093_00072_44715_7746.N1	18-SEP-2010 21:43:43	Bright	46.000	58	21Alp And	2.0730	11000.	92	44715	No
195	GOM_NL__2PRFIN20100918_215202_000000412093_00072_44715_7747.N1	18-SEP-2010 21:52:02	Bright	41.000	74	11Bet Cas	2.2680	6600.0	82	44715	No
196	GOM_NL__2PRFIN20100918_215345_000000432093_00072_44715_7748.N1	18-SEP-2010 21:53:45	Bright	42.500	76	27Gam Cas	2.3000	30000.	85	44715	No
197	GOM_NL__2PRFIN20100918_221638_000000462093_00072_44715_7749.N1	18-SEP-2010 22:16:38	Bright	45.500	24	66Alp Gem	1.5800	10200.	91	44715	No
198	GOM_NL__2PRFIN20100918_222536_000000572093_00072_44715_7750.N1	18-SEP-2010 22:25:36	Dark	56.500	8	10Alp CMi	0.40000	6500.0	113	44715	No
199	GOM_NL__2PRFIN20100918_223300_000000412093_00072_44715_7751.N1	18-SEP-2010 22:33:00	Dark	40.500	132	15Rho Pup	2.8030	6900.0	81	44715	No
200	GOM_NL__2PRFIN20100918_223505_000000622093_00072_44715_7752.N1	18-SEP-2010 22:35:05	Dark	61.500	1	9Alp CMa	-1.4400	11000.	123	44715	No
201	GOM_NL__2PRFIN20100918_223708_000000532093_00072_44715_7753.N1	18-SEP-2010 22:37:08	Dark	53.000	23	21Eps CMa	1.5020	26000.	106	44715	No
202	GOM_NL__2PRFIN20100918_224315_000000532093_00073_44716_7752.N1	18-SEP-2010 22:43:15	Dark	53.000	2	Alp Car	-0.73600	7000.0	106	44716	No
203	GOM_NL__2PRFIN20100918_225324_000000372093_00073_44716_7753.N1	18-SEP-2010 22:53:24	Dark	37.000	143	Alp Hyi	2.8570	7200.0	74	44716	No
204	GOM_NL__2PRFIN20100918_225450_000000492093_00073_44716_7754.N1	18-SEP-2010 22:54:50	Dark	48.500	9	Alp Eri	0.45300	24000.	97	44716	No
205	GOM_NL__2PRFIN20100918_230030_000000462093_00073_44716_7755.N1	18-SEP-2010 23:00:30	Straylight	45.500	84	Alp Phe	2.3970	4500.0	91	44716	No
206	GOM_NL__2PRFIN20100918_230800_000000572093_00073_44716_7756.N1	18-SEP-2010 23:08:00	Twilight	57.000	52	16Bet Cet	2.0370	4500.0	114	44716	No
207	GOM_NL__2PRFIN20100918_231841_000000402093_00073_44716_7757.N1	18-SEP-2010 23:18:41	Bright	39.500	90	54Alp Peg	2.4870	11000.	79	44716	No
208	GOM_NL__2PRFIN20100918_232230_000000412093_00073_44716_7758.N1	18-SEP-2010 23:22:30	Bright	40.500	93	53Bet Peg	2.5200	3100.0	81	44716	No
209	GOM_NL__2PRFIN20100918_232418_000000472093_00073_44716_7759.N1	18-SEP-2010 23:24:18	Bright	46.500	58	21Alp And	2.0730	11000.	93	44716	No
210	GOM_NL__2PRFIN20100918_233237_000000422093_00073_44716_7760.N1	18-SEP-2010 23:32:37	Bright	42.000	74	11Bet Cas	2.2680	6600.0	84	44716	No
211	GOM_NL__2PRFIN20100918_233421_000000432093_00073_44716_7761.N1	18-SEP-2010 23:34:21	Bright	43.000	76	27Gam Cas	2.3000	30000.	86	44716	No
212	GOM_NL__2PRFIN20100918_235714_000000652093_00073_44716_7762.N1	18-SEP-2010 23:57:14	Bright	65.000	24	66Alp Gem	1.5800	10200.	130	44716	No

### 3. Quality information per product

In this section it is plotted some information contained in the Quality Summary data set of the level 2 products. Only products in dark limb conditions and without errors (error flag in the MPH set to "0") are used.

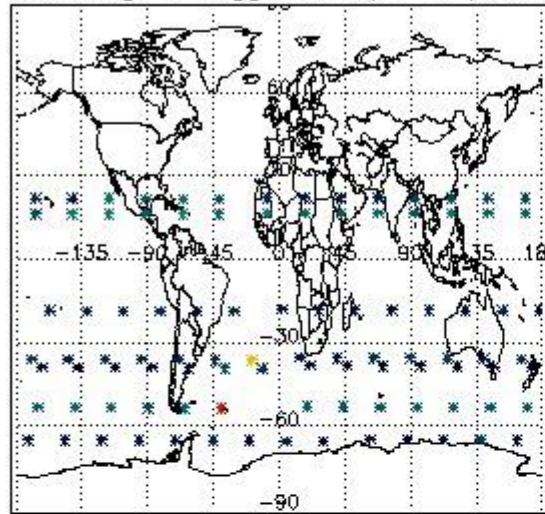
3.1 Plot quality information per product (time dependant)



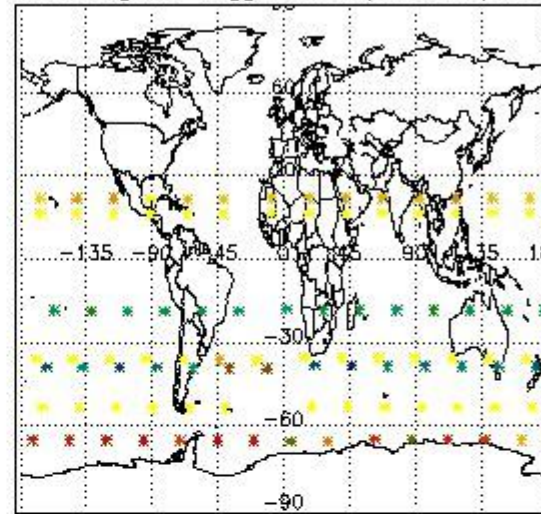
3.2 Plot quality information per product (world map)



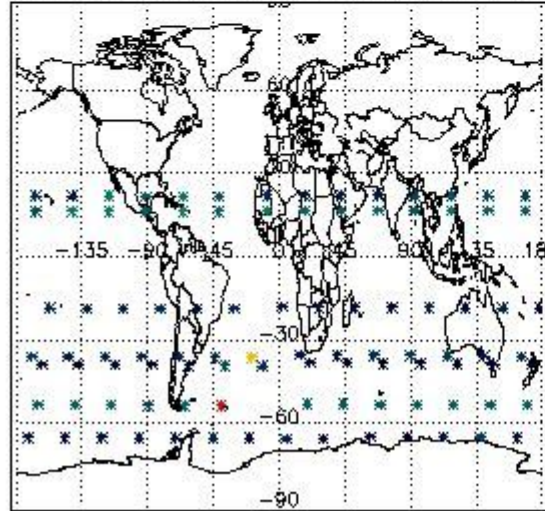
Percentage of flagged data per O3 profile



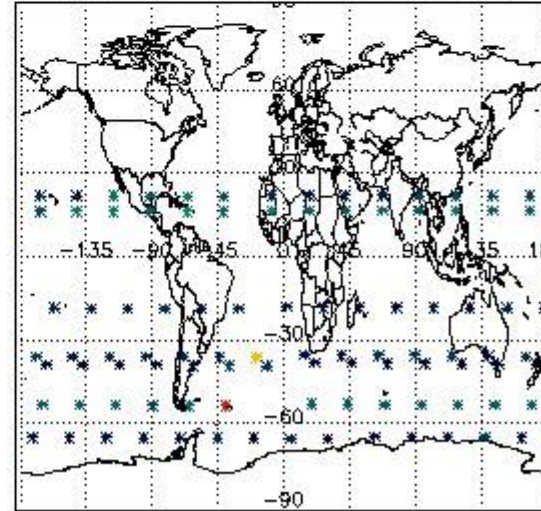
Percentage of flagged data per H2O profile



Percentage of flagged data per NO2 profile



Percentage of flagged data per NO3 profile

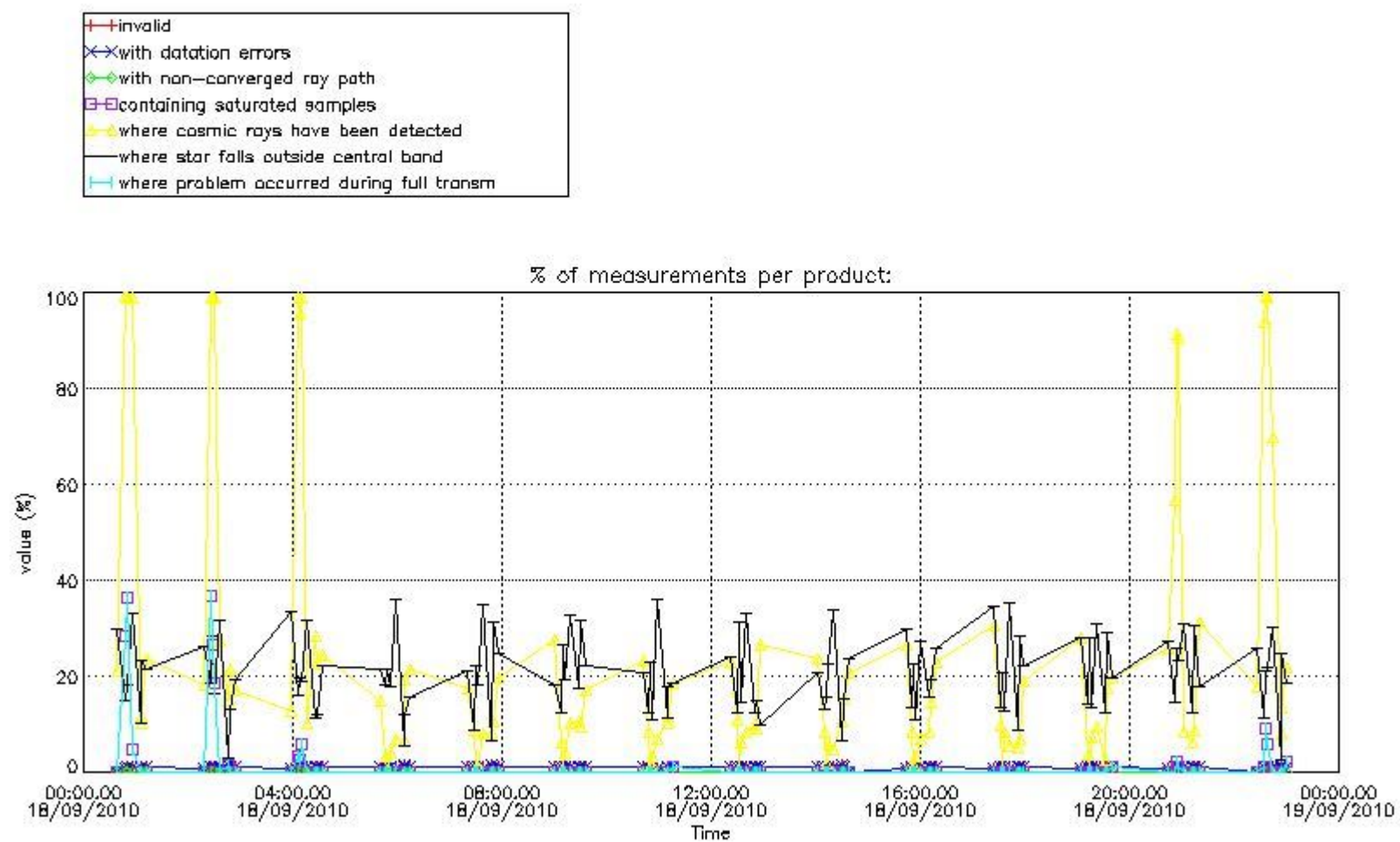


#### 4. Level 1 quality information per product

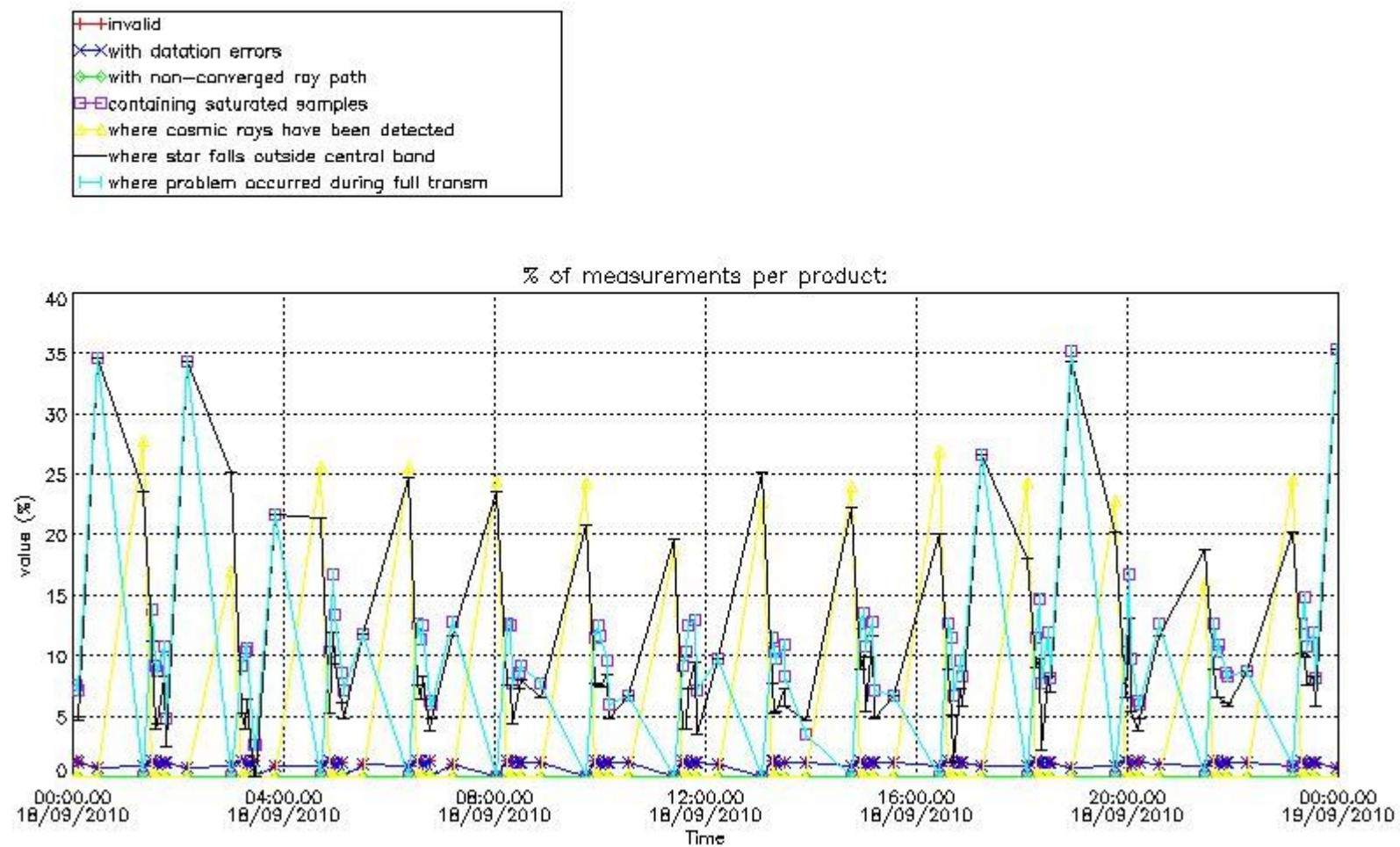
In this section it is plotted some information contained in the Quality Summary data set of the level 2 products that comes from the level 1b processing. Products without errors (error flag in the MPH set to "0") are used.

##### 4.1 Plot quality information per product (time dependant) coming from level 1b processing

###### 4.1.1 Plot level 1 quality information per product (time dependant): ENVISAT ASCENDING passes



4.1.2 Plot level 1 quality information per product (time dependant): ENVI SAT DESCENDING passes

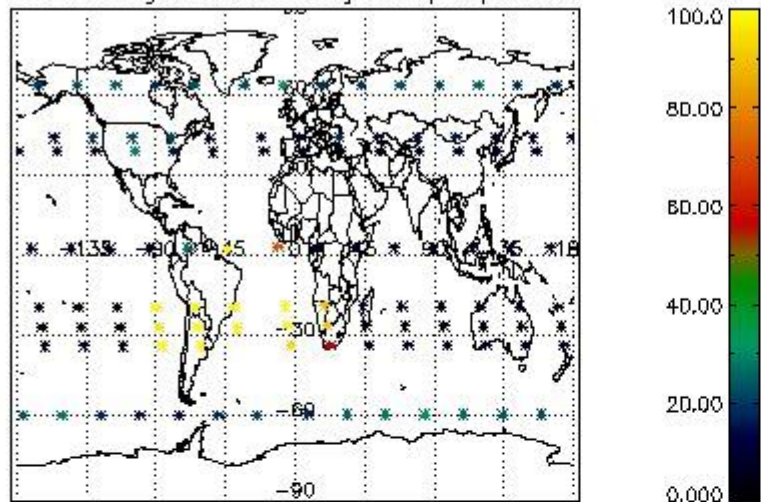


4.2 Plot quality information per product coming from level 1b processing (world map)

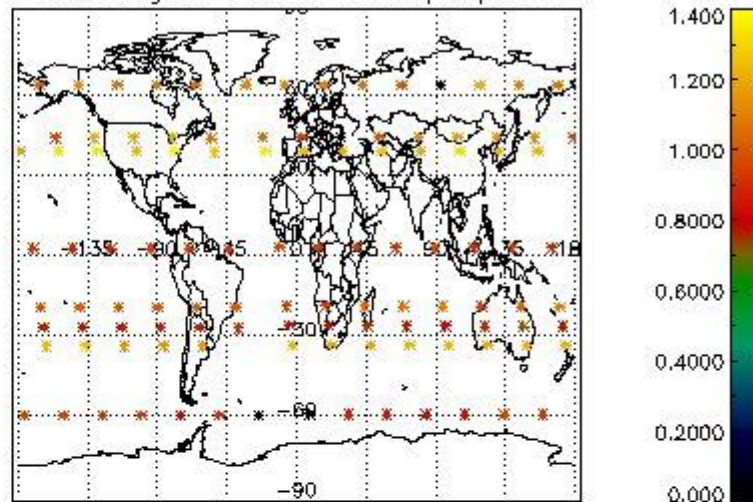
4.2.1 Plot level 1 quality information per product (world map): ENVISAT ASCENDING passes



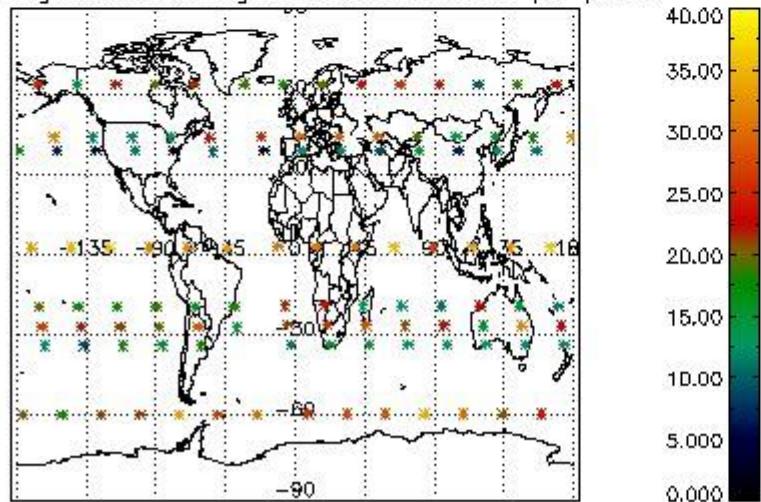
Percentage of cosmic ray hits per profile



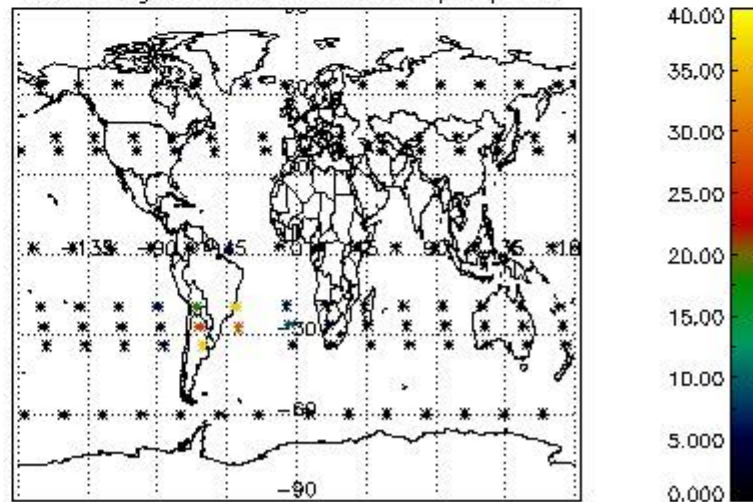
Percentage of datation errors per profile



Percentage of star falling outside central band per profile

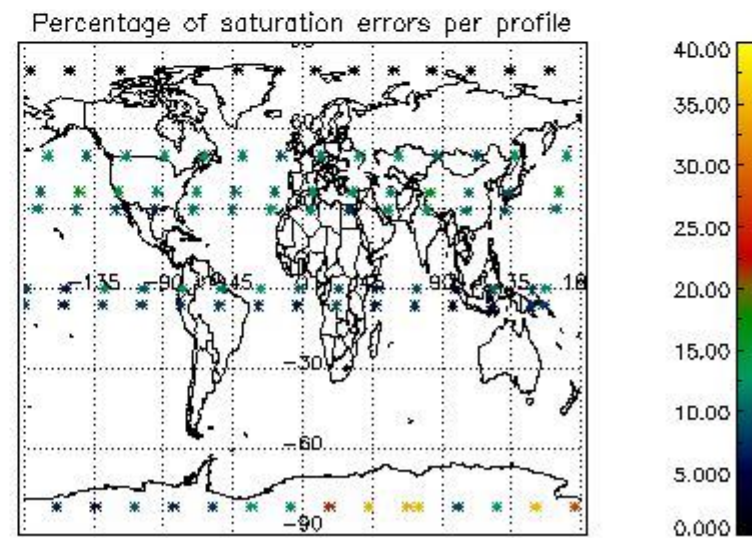
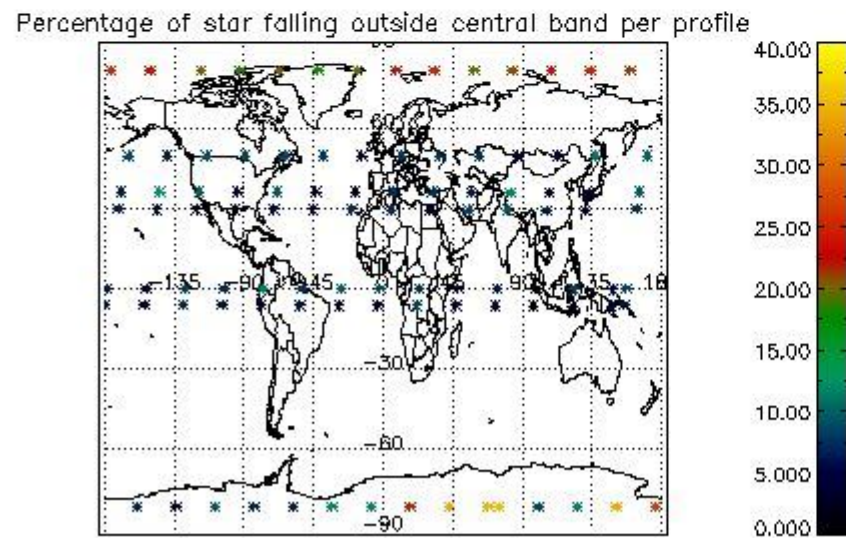
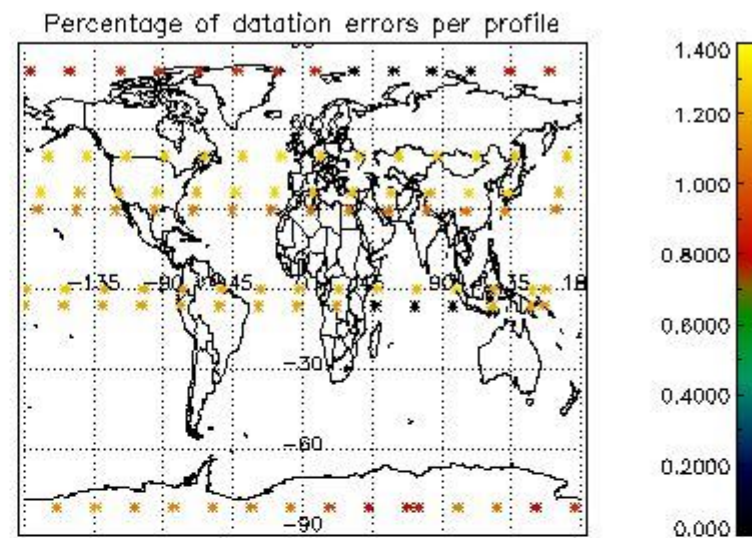
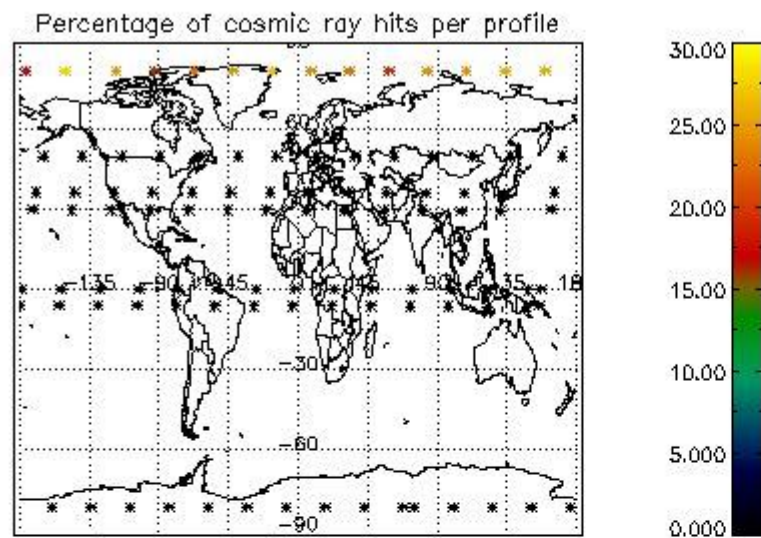


Percentage of saturation errors per profile



4.2.2 Plot level 1 quality information per product (world map): ENVISAT DESCENDING passes





## 5. Trace gas profiles

### 5.1 Ozone statistics based on quality of products

The final quality of the products can be "measured" using the STD (Standard Deviation) attached to every point profile. This information is written to the parameter GOM\_NL\_\_2P/NL\_LOCAL\_SPECIES\_DENSITY/o3\_std of the level 2 products. The table below shows the statistics for given STD ranges.

The statistics are given with respect to the overall valid production:

- Products without fatal errors: GOM\_NL\_\_2P/MPH/PRODUCT\_ERR=0
- Valid point profile: GOM\_NL\_\_2P/NL\_LOCAL\_SPECIES\_DENSITY/pcd(0)=0

The 'Criteria' is applied to valid points of dark limb products:

- Products in dark limb illumination condition: GOM\_NL\_\_2P/NL\_SUMMARY\_QUALITY/obs\_ill\_cond=0
- Products without fatal errors: GOM\_NL\_\_2P/MPH/PRODUCT\_ERR=0
- Valid point profile: GOM\_NL\_\_2P/NL\_LOCAL\_SPECIES\_DENSITY/pcd(0)=0

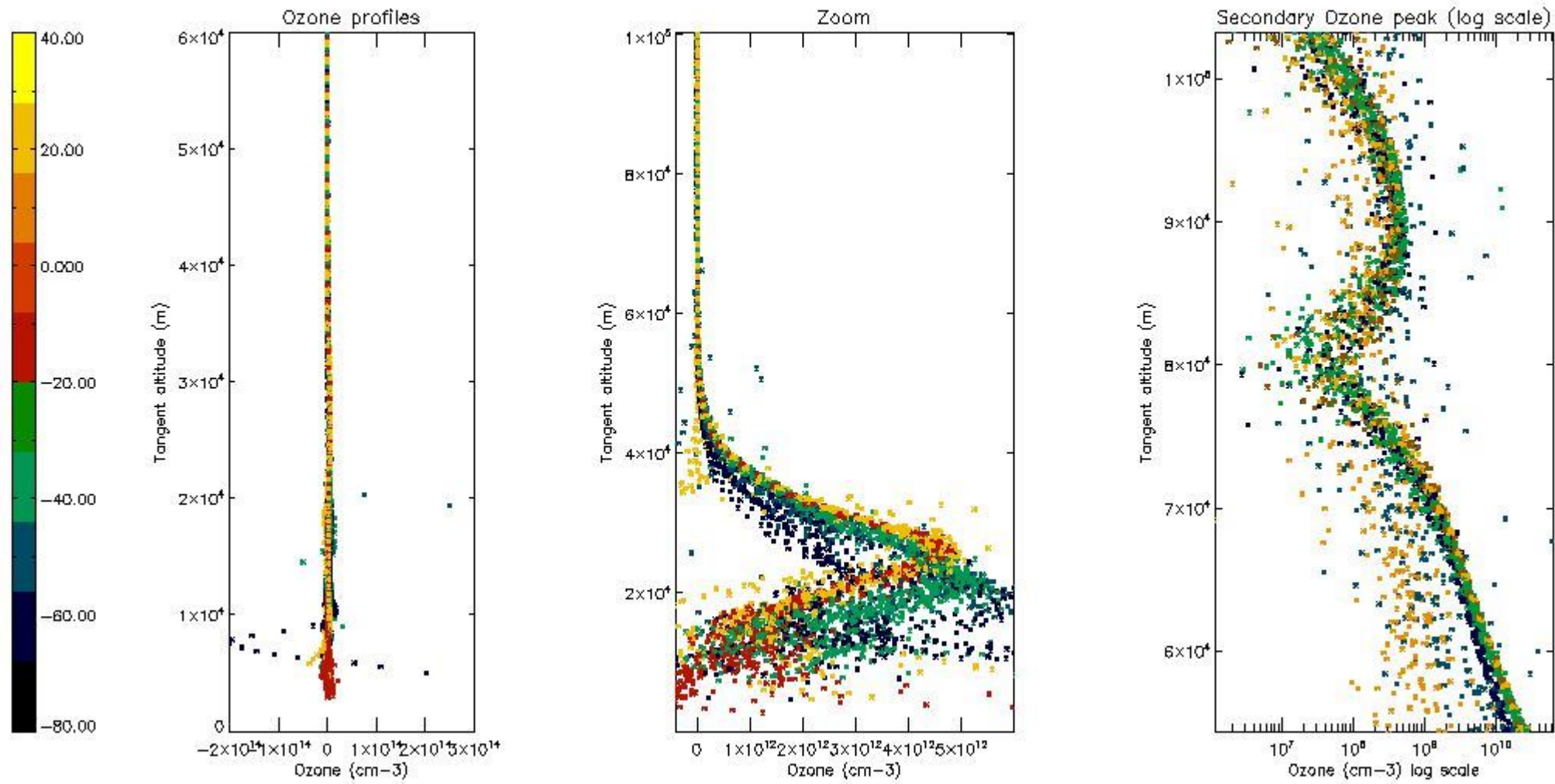
So, the table below shows the percentage of dark limb and valid observations for each criteria with respect to the overall valid daily observations.

Criteria	% of total production
All STD	49
STD < 20	29

STD < 10	23
STD < 5	19

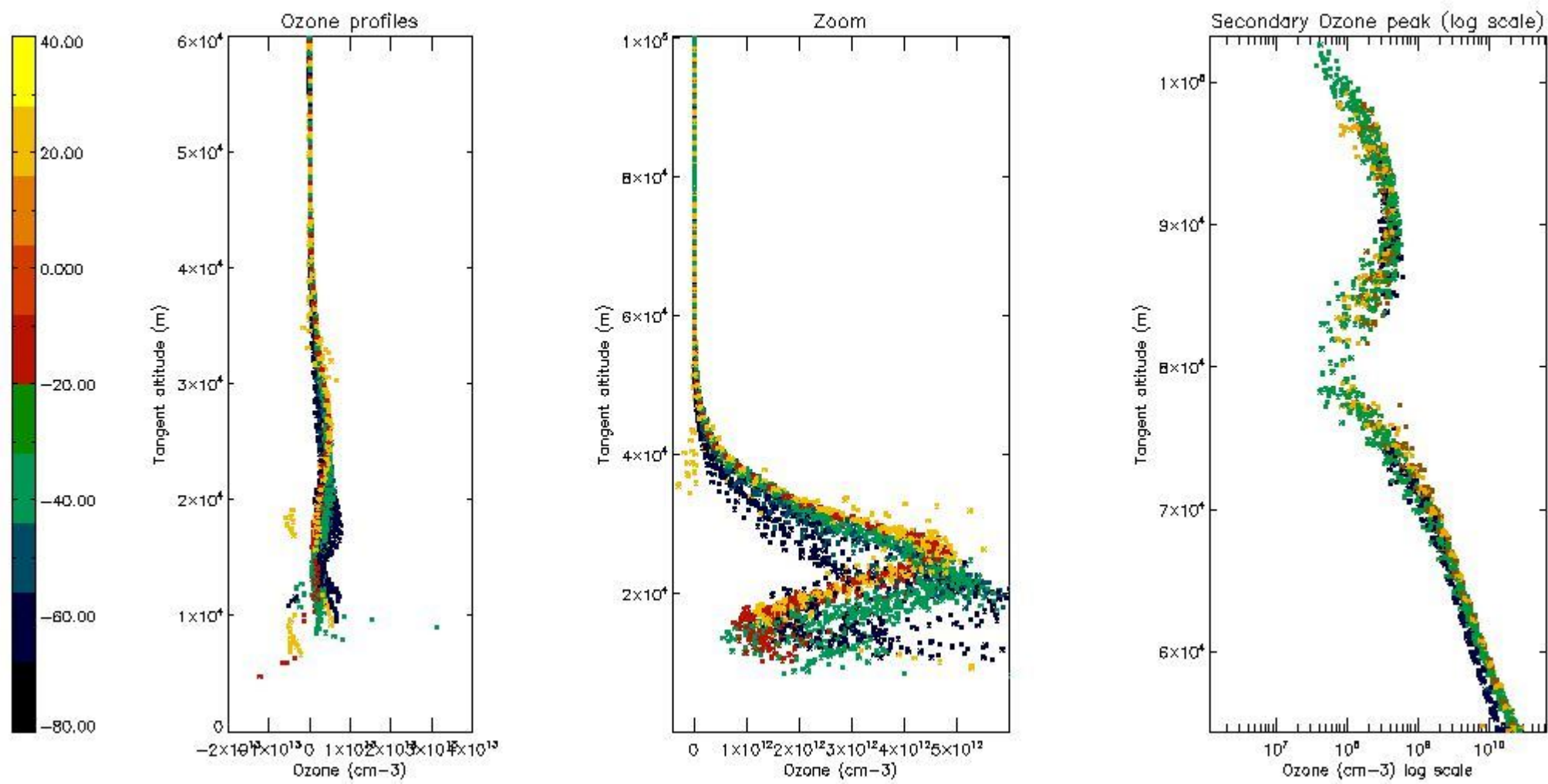
5.2 Plot ozone profiles for all STD (dark without errors)

The colorbar represents the latitude.



5.3 Plot ozone profiles where STD < 20% (dark without errors)

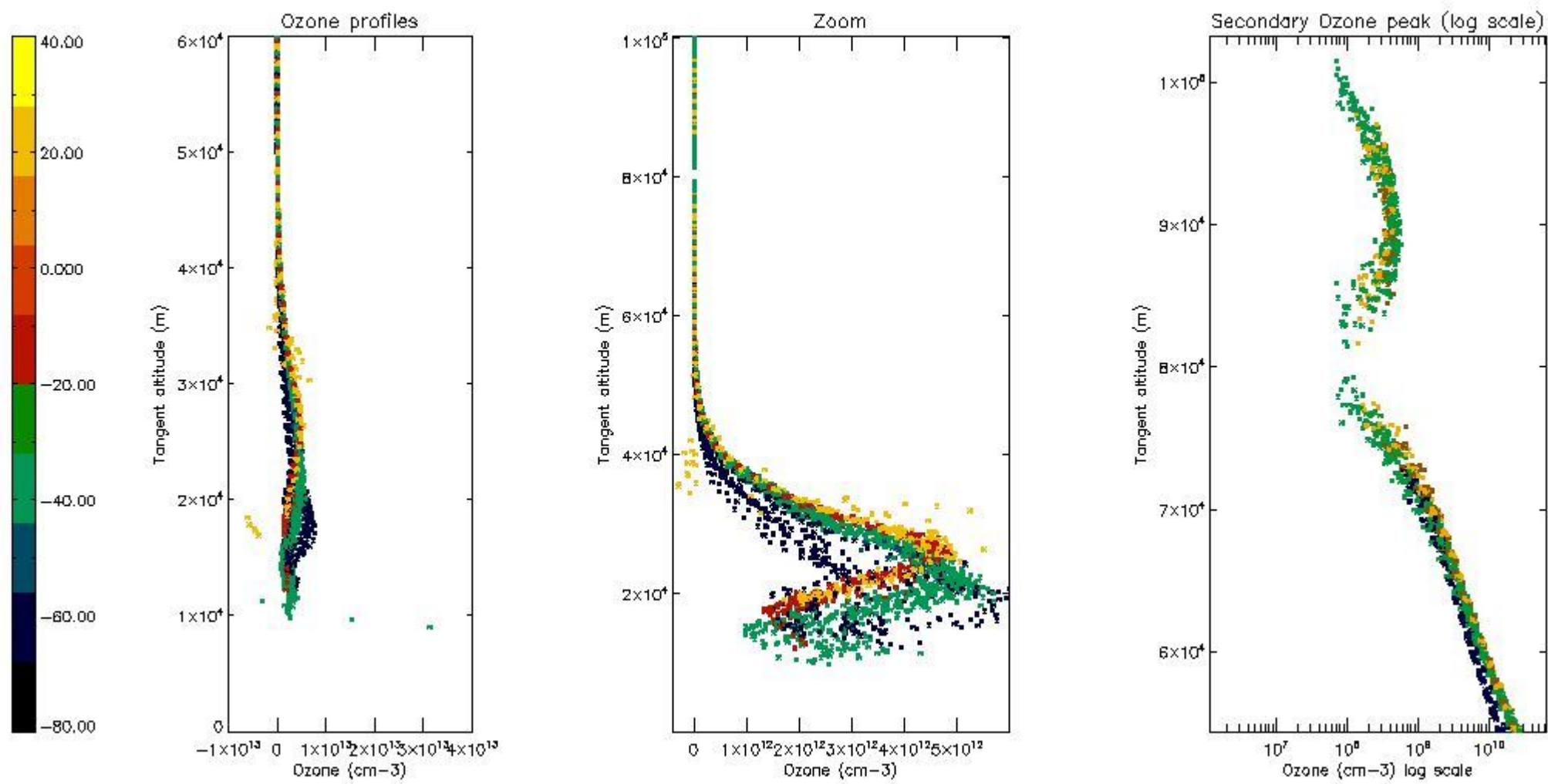
The colorbar represents the latitude.



*5.4 Plot ozone profiles where STD < 10% (dark without errors)*

The colorbar represents the latitude.

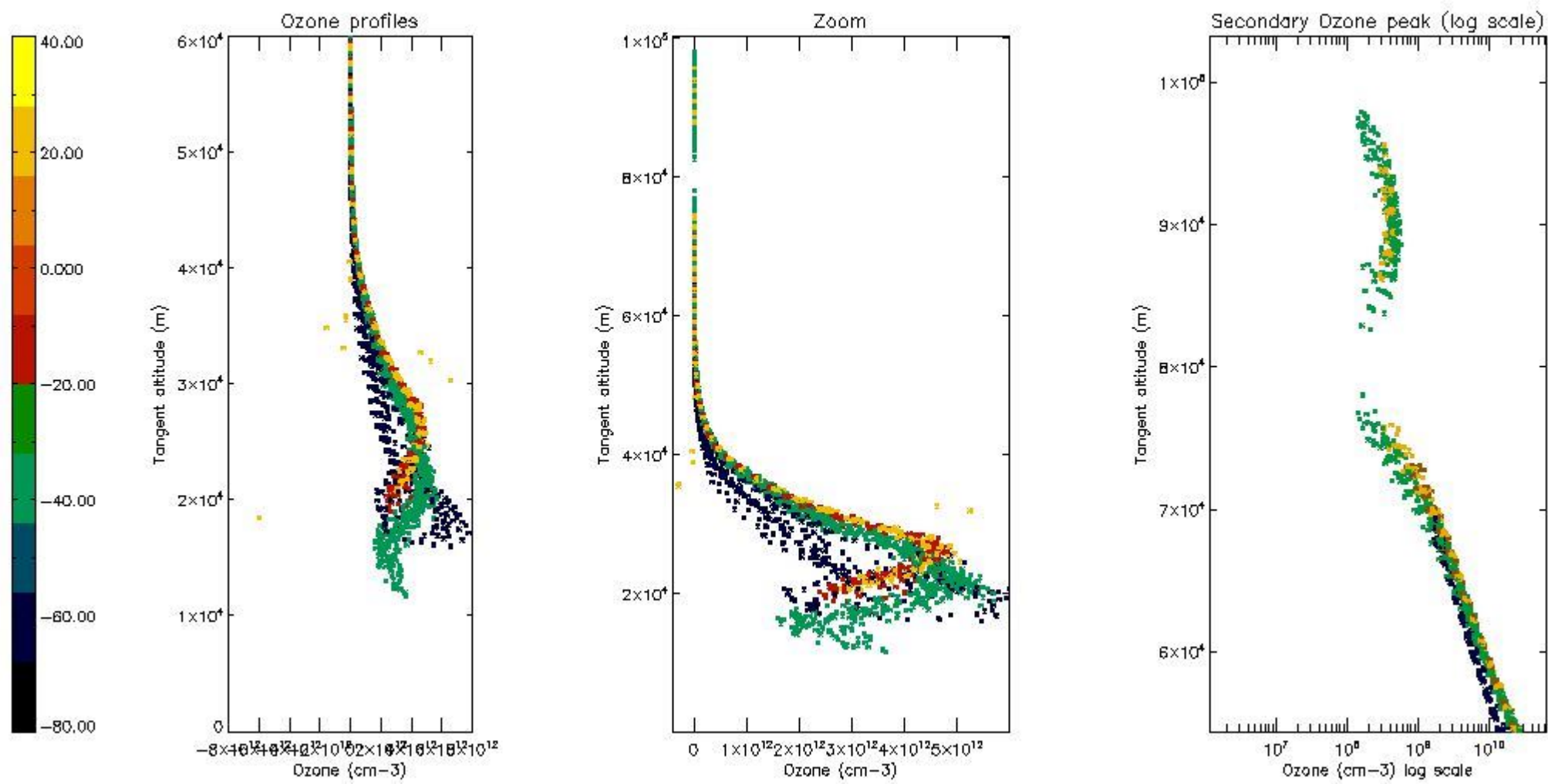




*5.5 Plot ozone profiles where STD < 5% (dark without errors)*

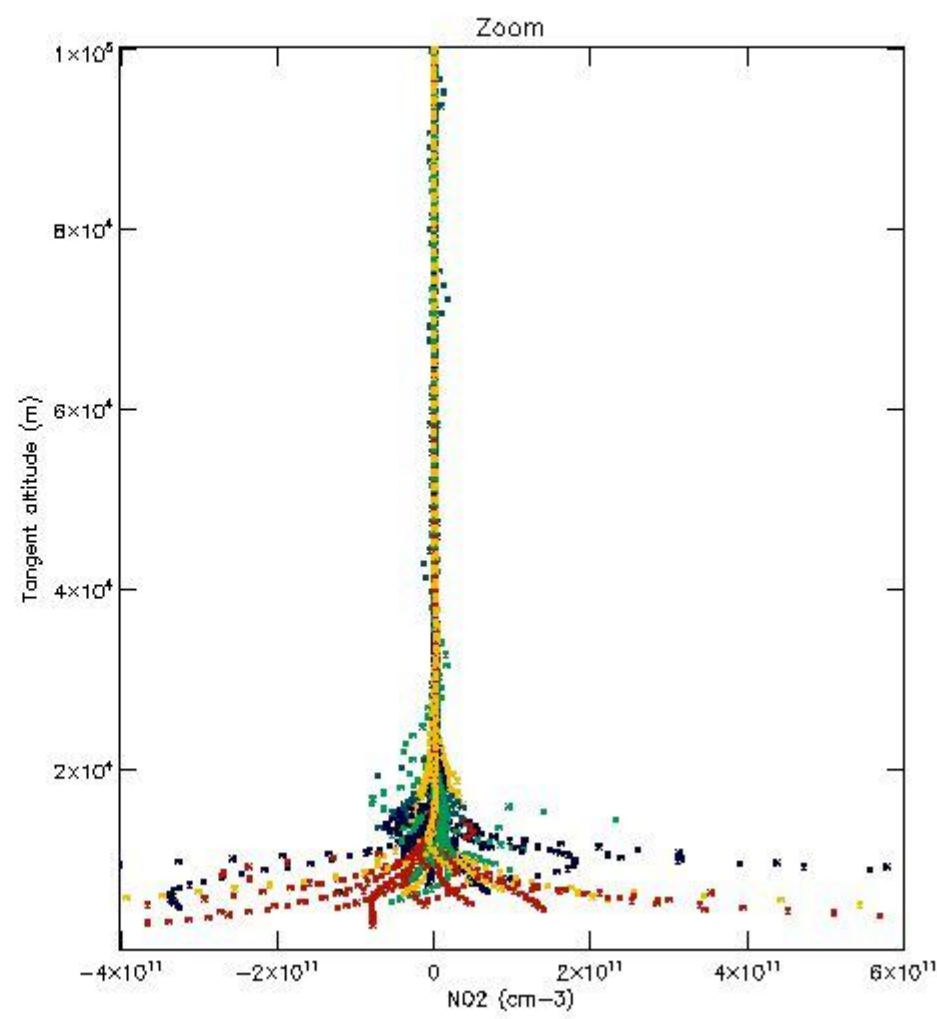
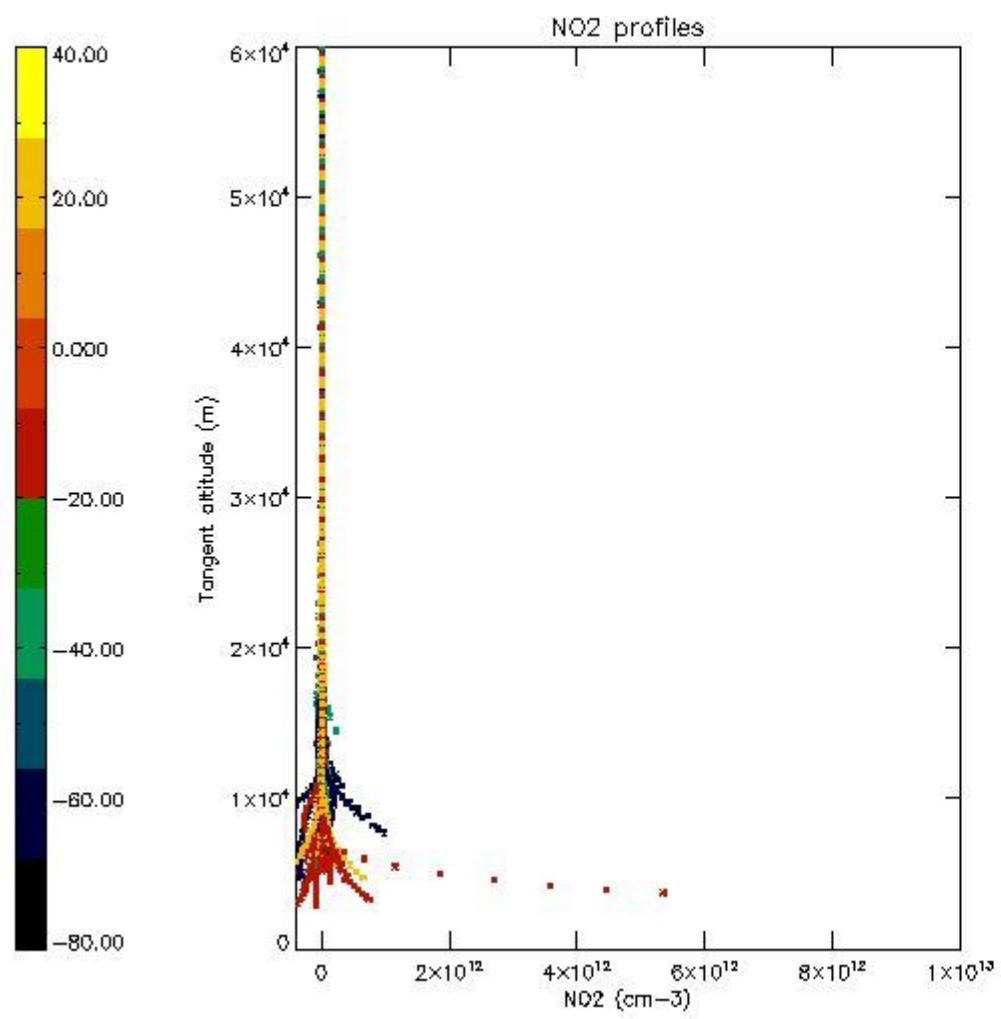
The colorbar represents the latitude.





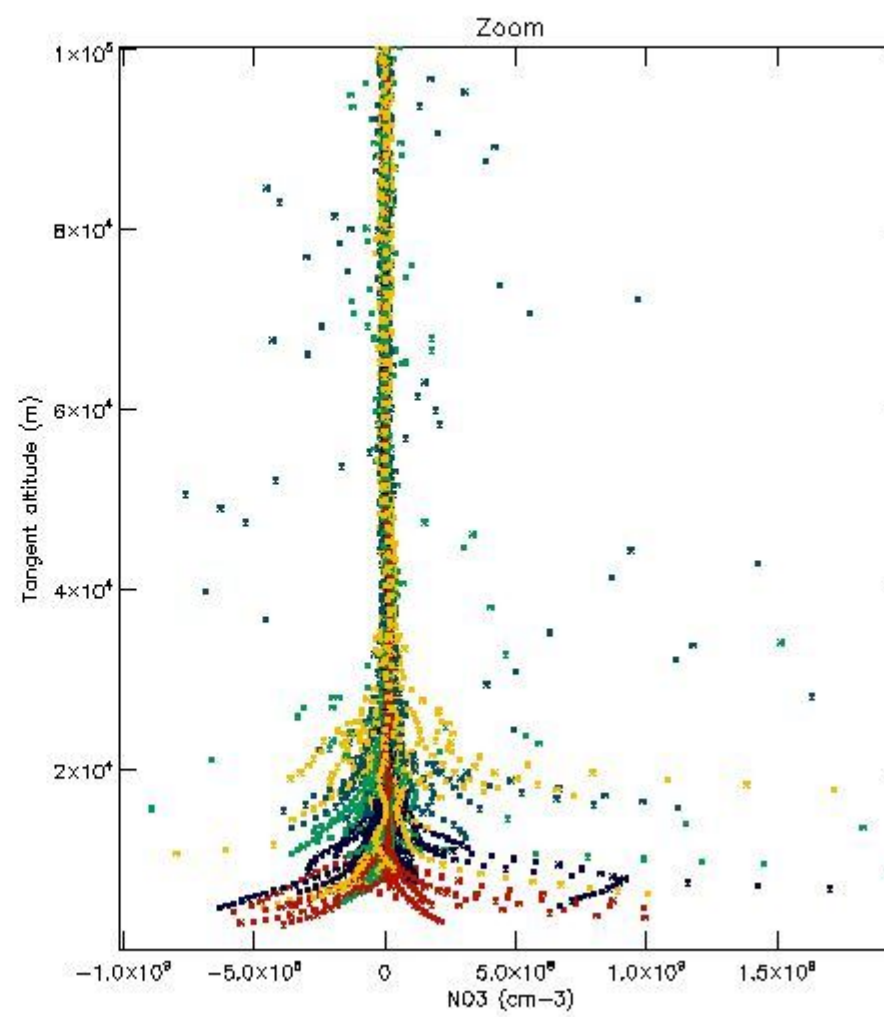
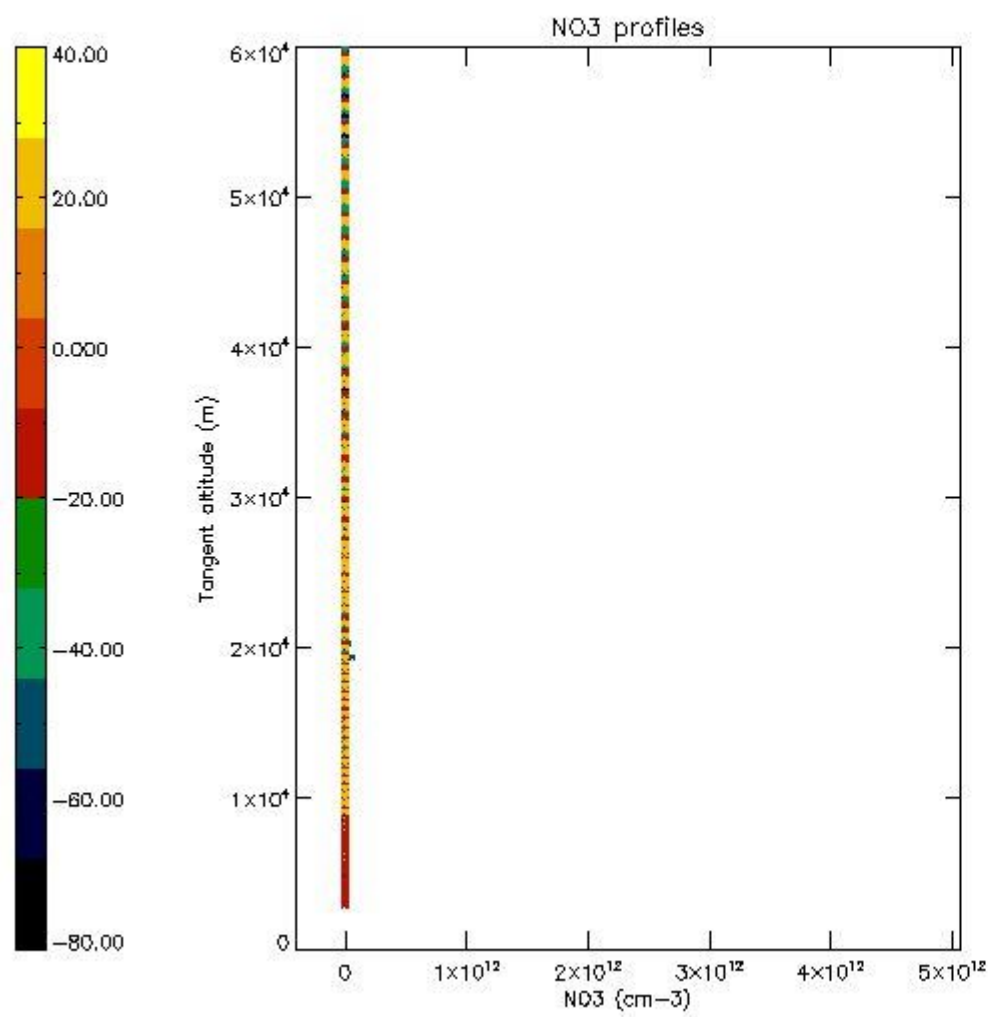
*5.6 Plot NO<sub>2</sub> profiles for all STD (dark without errors)*

The colorbar represents the latitude.



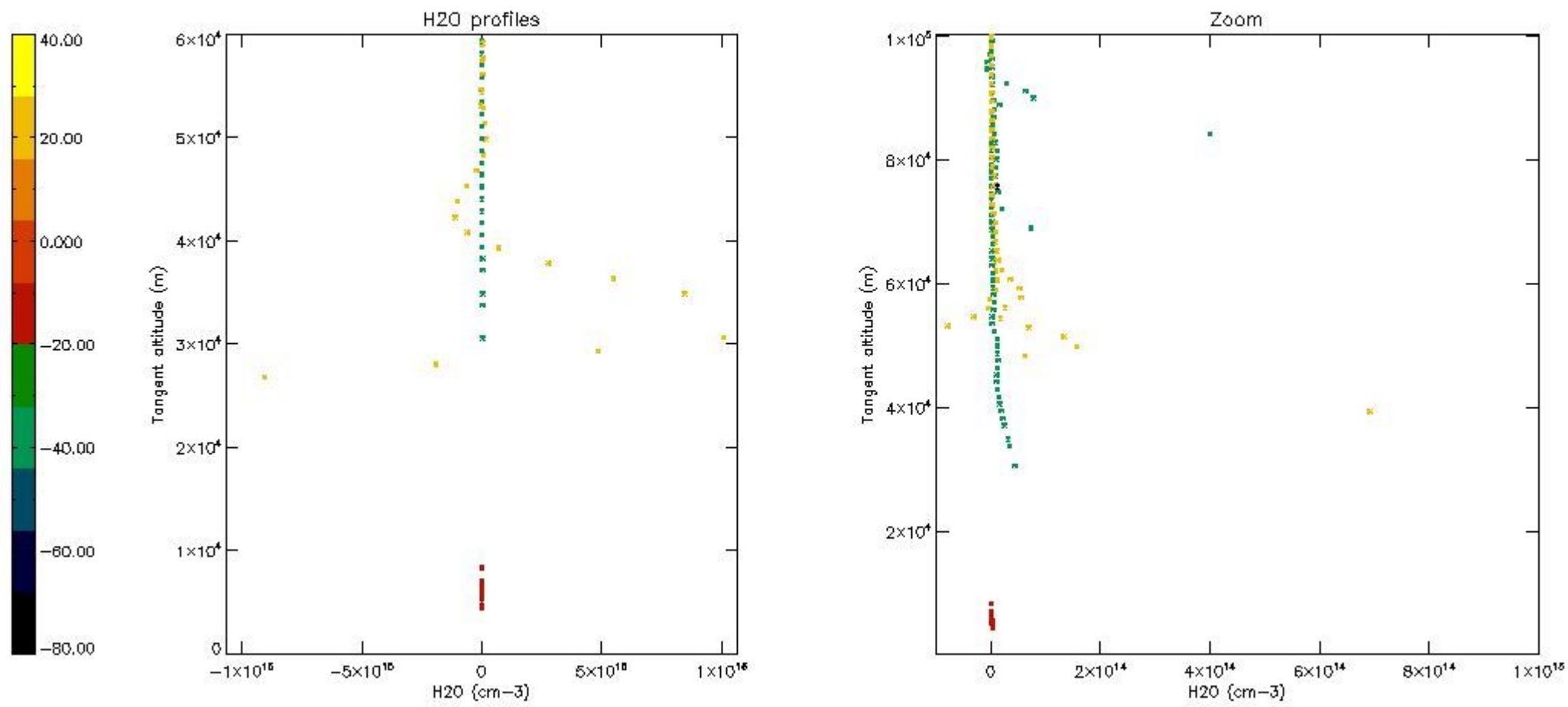
*5.7 Plot NO3 profiles for all STD (dark without errors)*

The colorbar represents the latitude.



5.8 Plot H<sub>2</sub>O profiles for all STD (only for occultations of stars 1,2,3,4,13,14,16,26,63 dark without errors)

The colorbar represents the latitude.

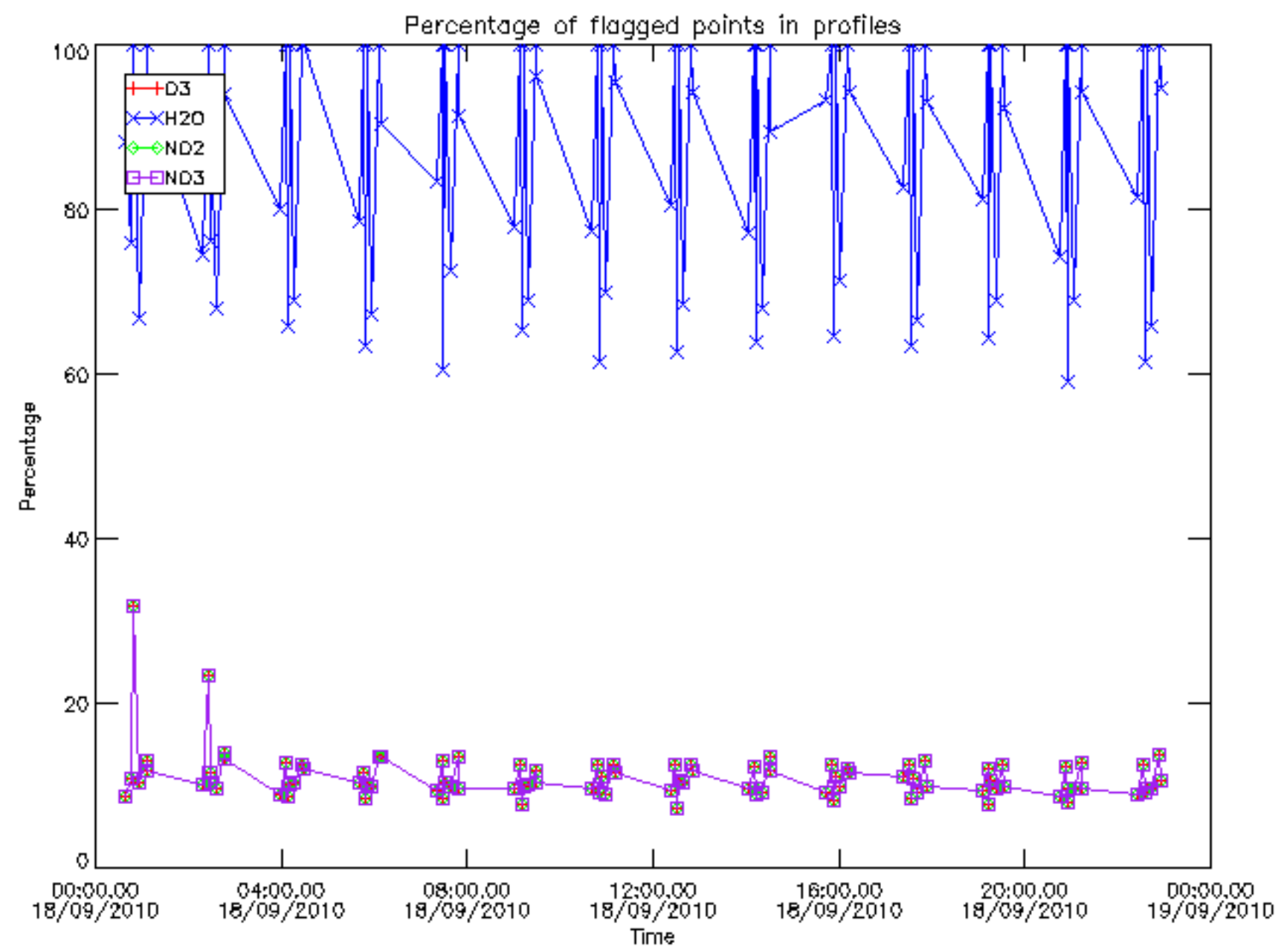


## 6. Auxiliary Data Files used for the production reported in section 2

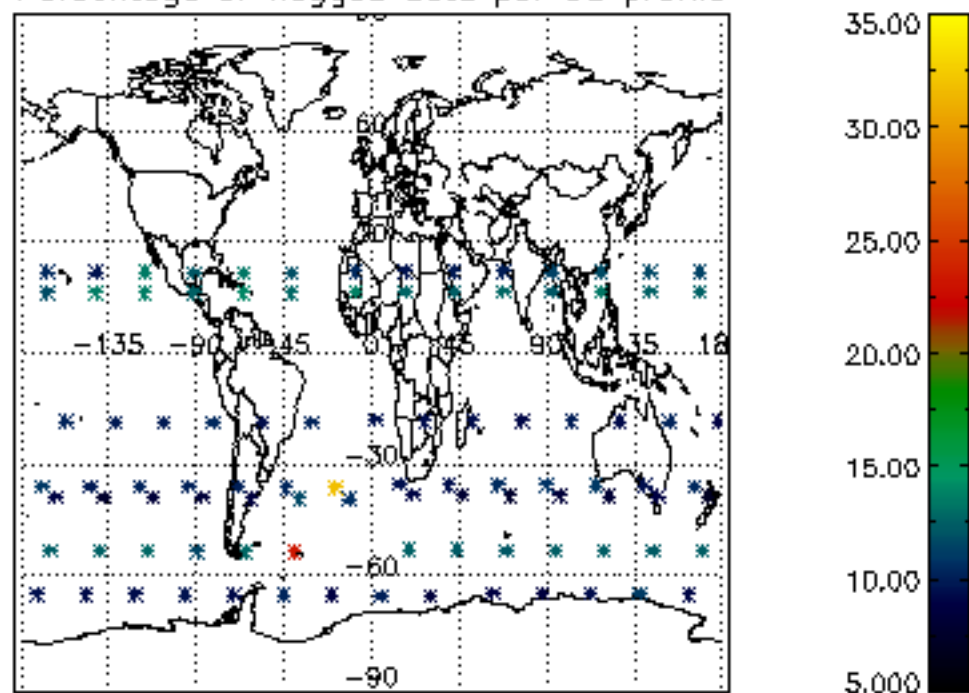
The number reported in the third column indicates since which file (see list in section 2) the corresponding auxiliary file has been used. The fourth column is the date of those product files.

Type	Auxiliary Filename	Used since product	Used since product date
INST_PHYS_CHARACTERISTICS	GOM_INS_AXVIEC20091111_143220_20030716_120000_20500101_000000	1	18-SEP-2010 00:04:21
LEVEL-2_PROC_CONFIG	GOM_PR2_AXVIEC20091111_152718_20020301_000000_20500101_000000	1	18-SEP-2010 00:04:21
CROSS_SECTIONS_FILE	GOM_CRS_AXVIEC20091111_154832_20020301_000000_20500101_000000	1	18-SEP-2010 00:04:21

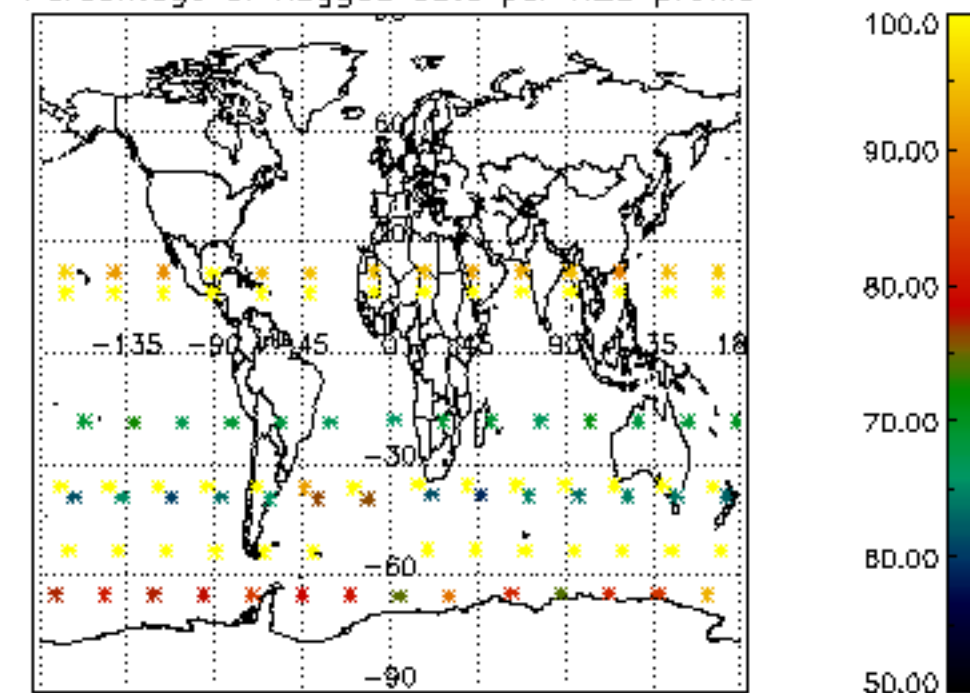




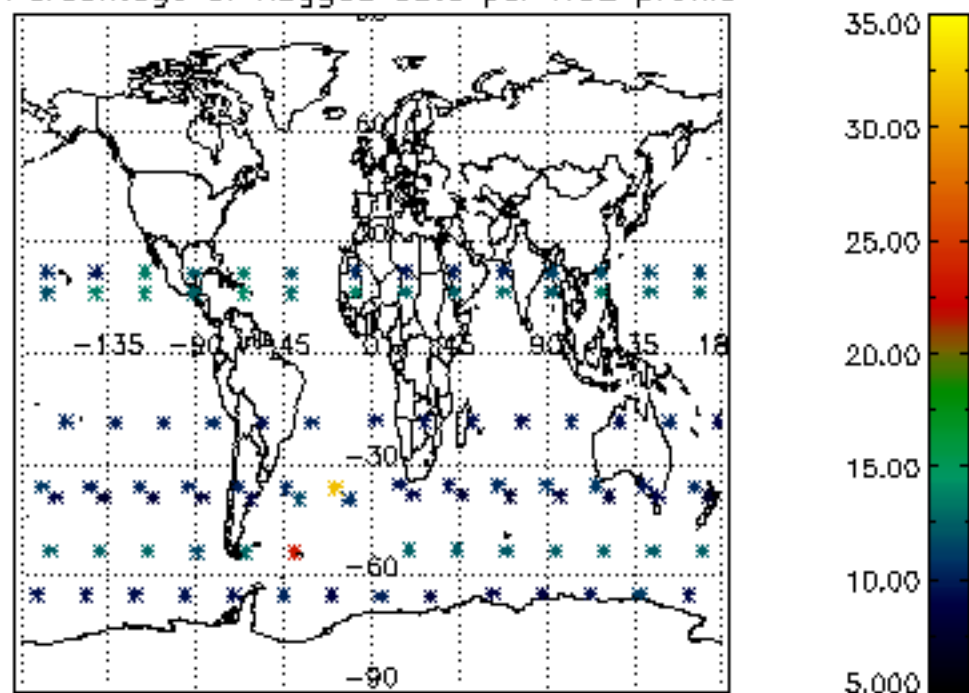
Percentage of flagged data per D3 profile



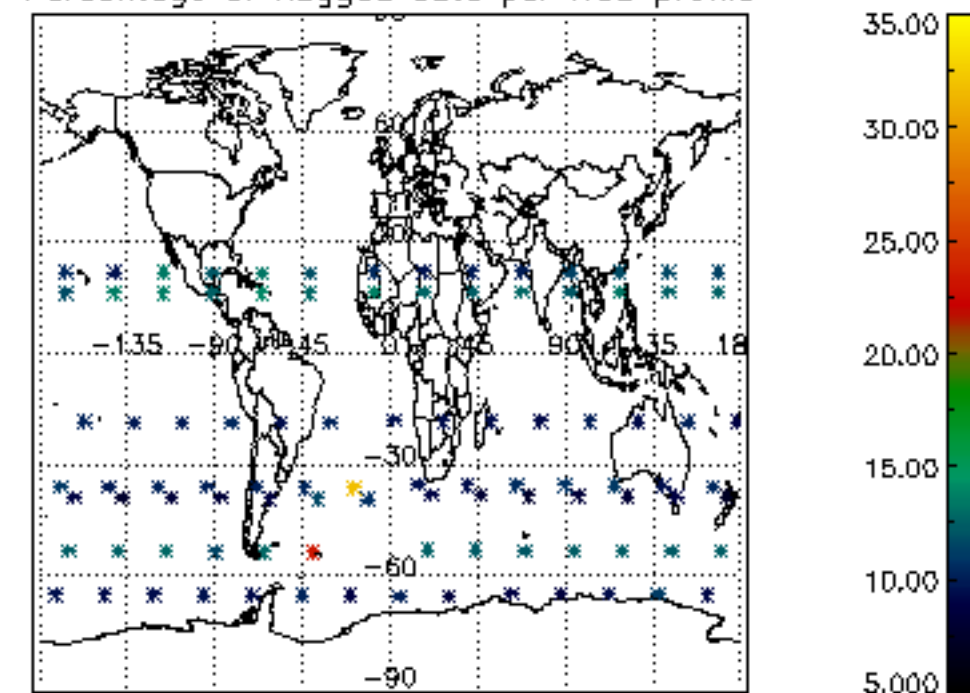
Percentage of flagged data per H2O profile

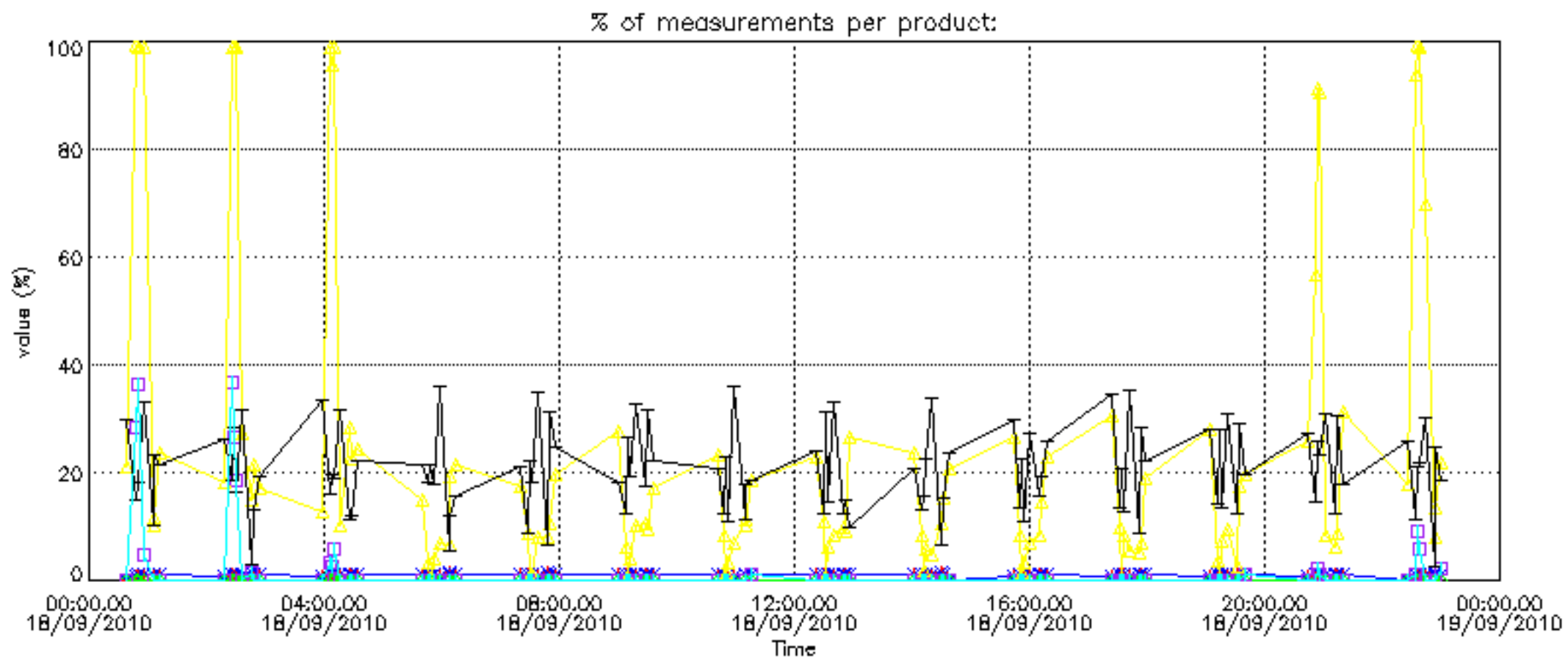


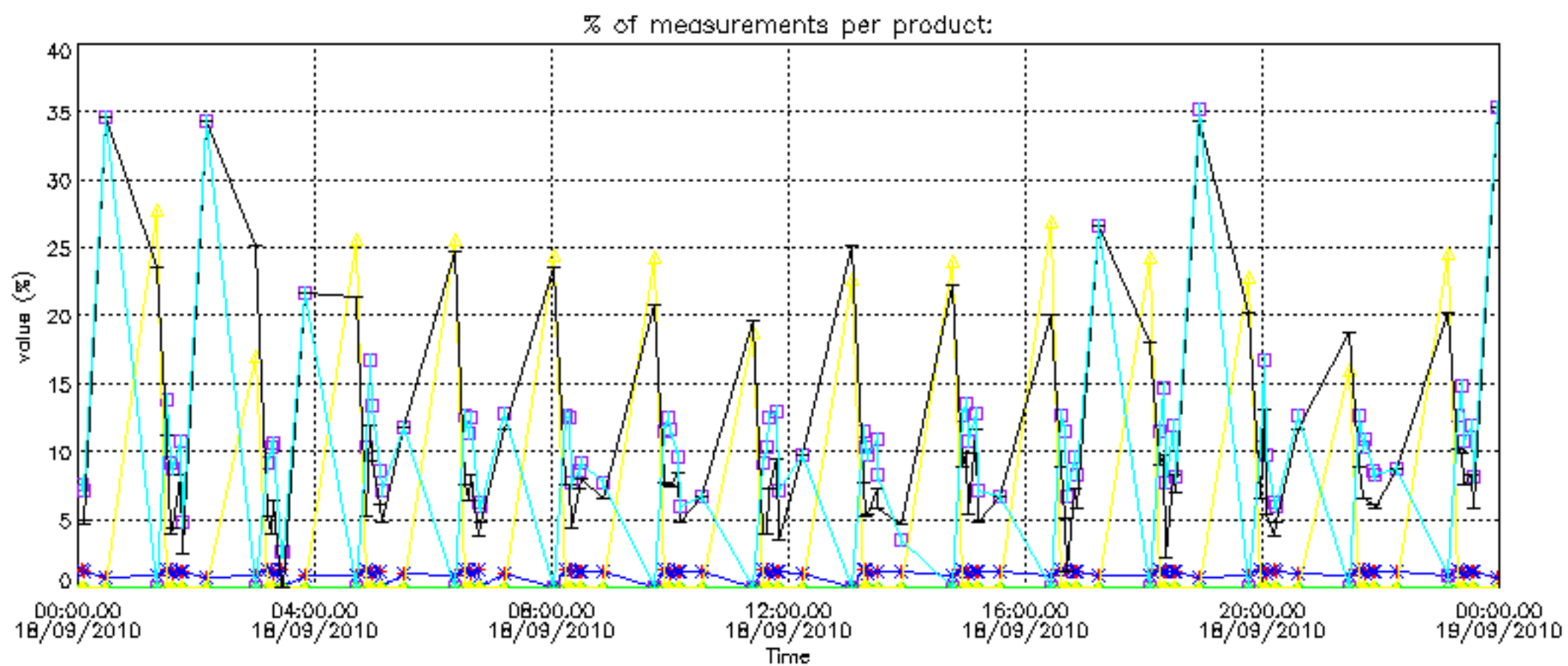
Percentage of flagged data per NO2 profile



Percentage of flagged data per NO3 profile

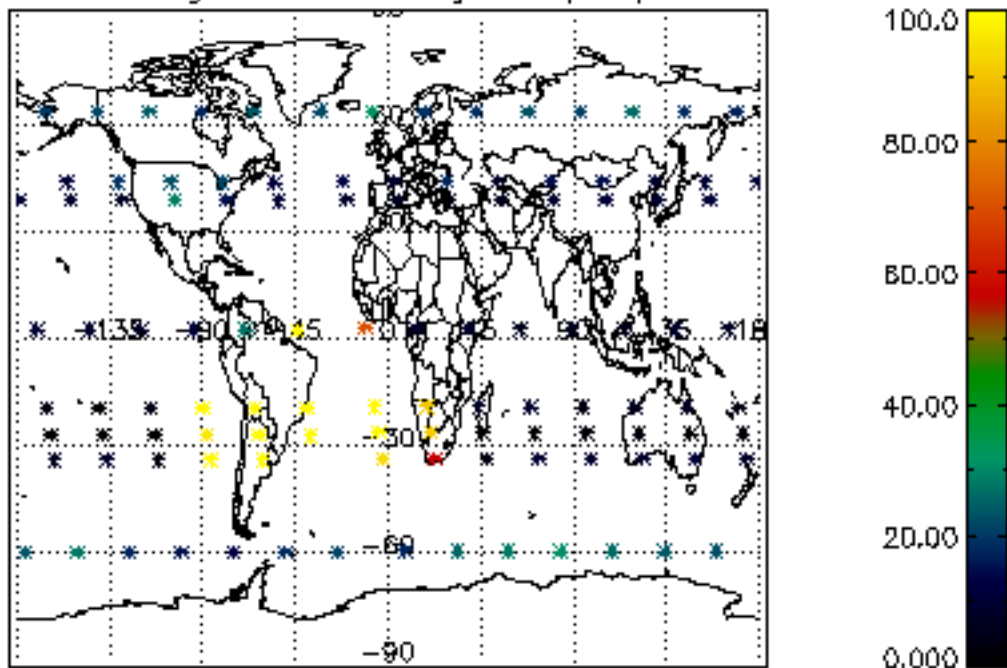




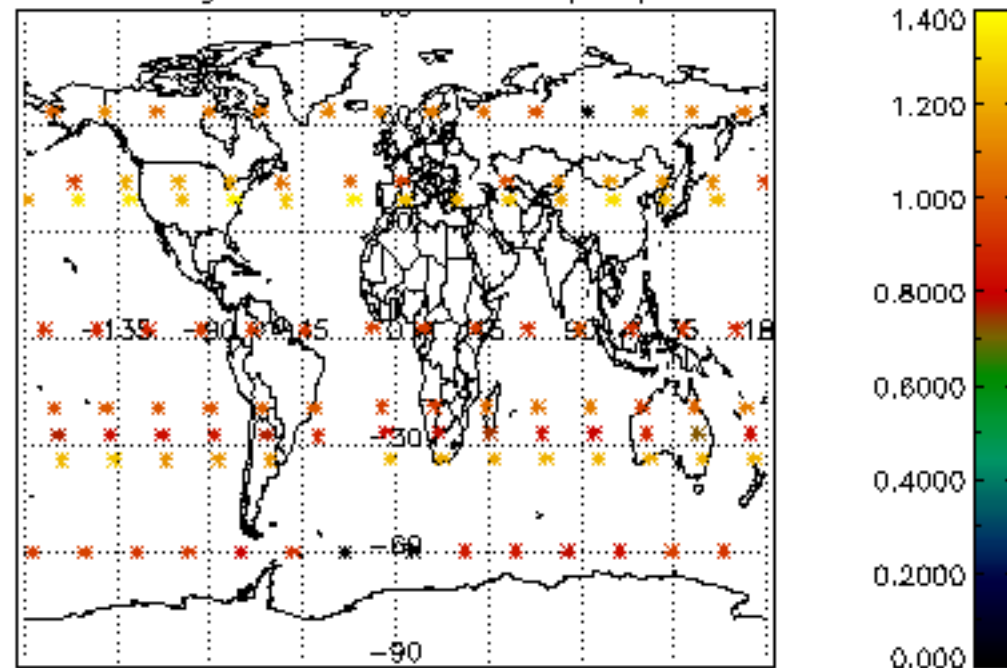




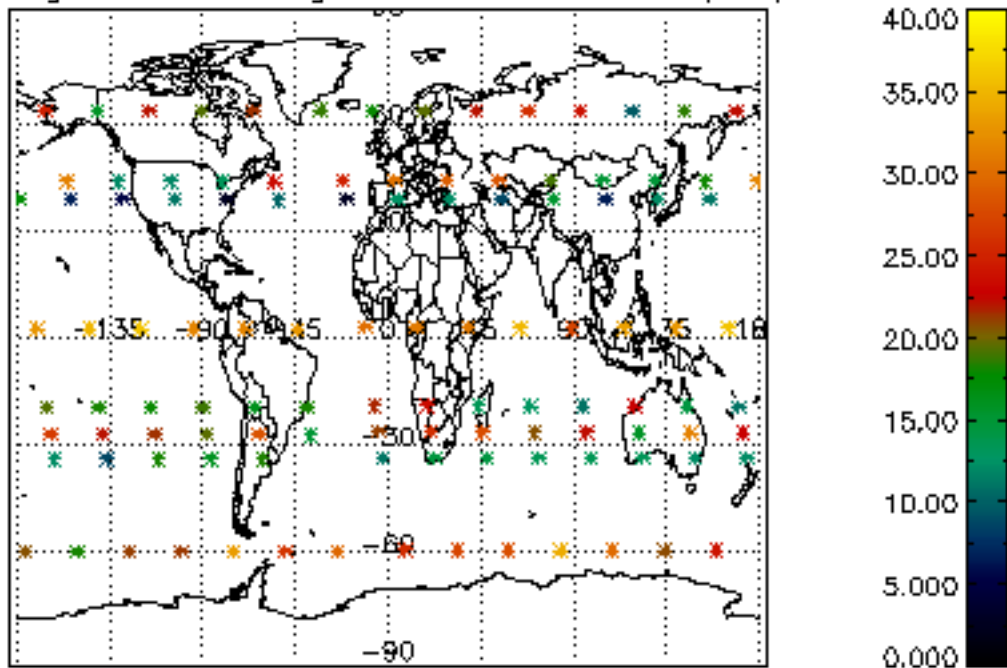
Percentage of cosmic ray hits per profile



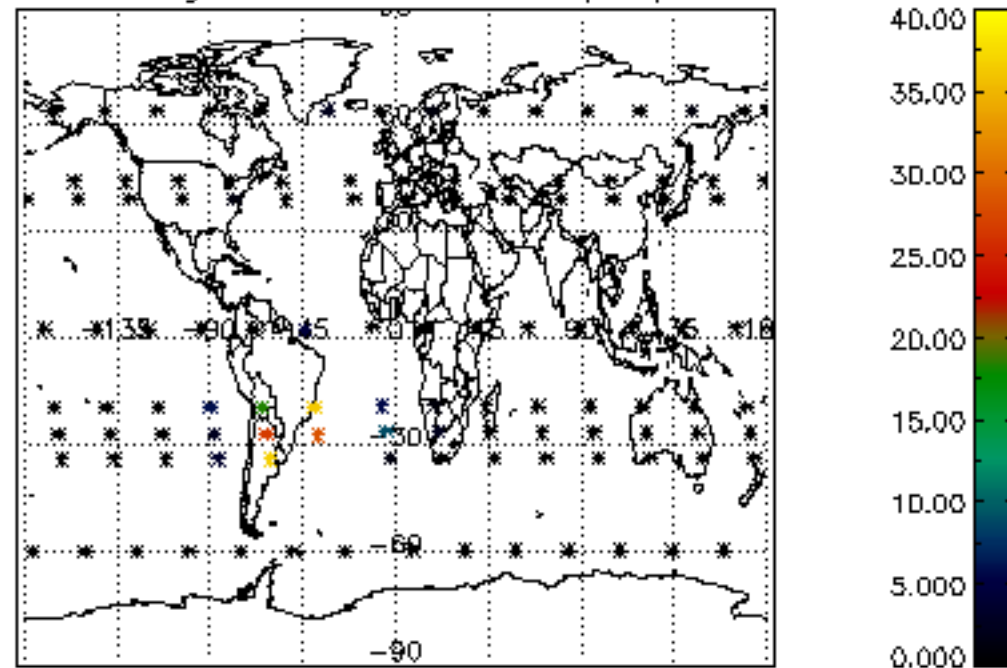
Percentage of datation errors per profile



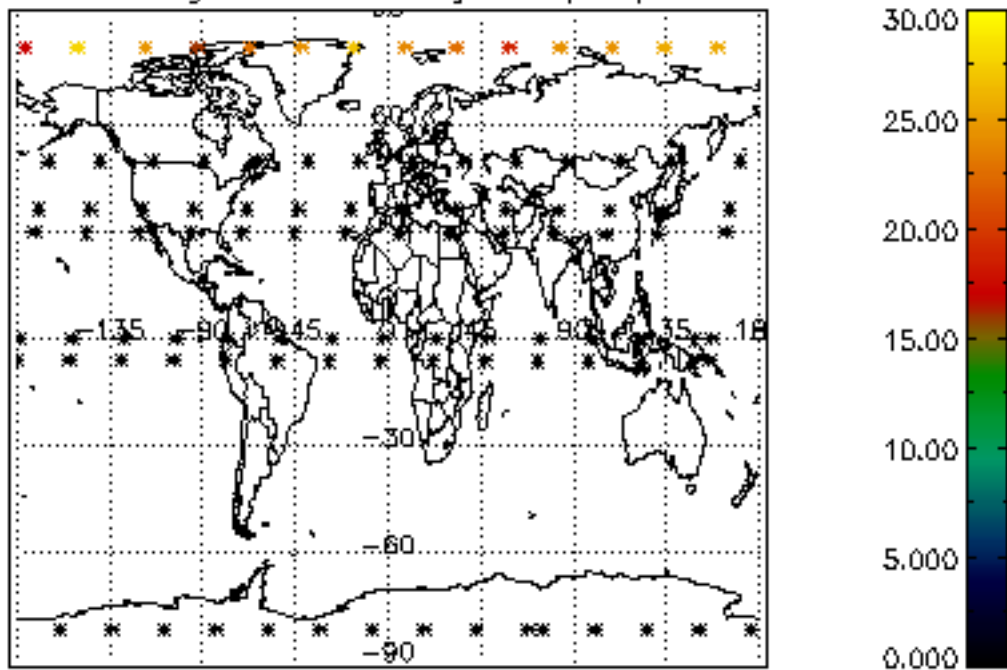
Percentage of star falling outside central band per profile



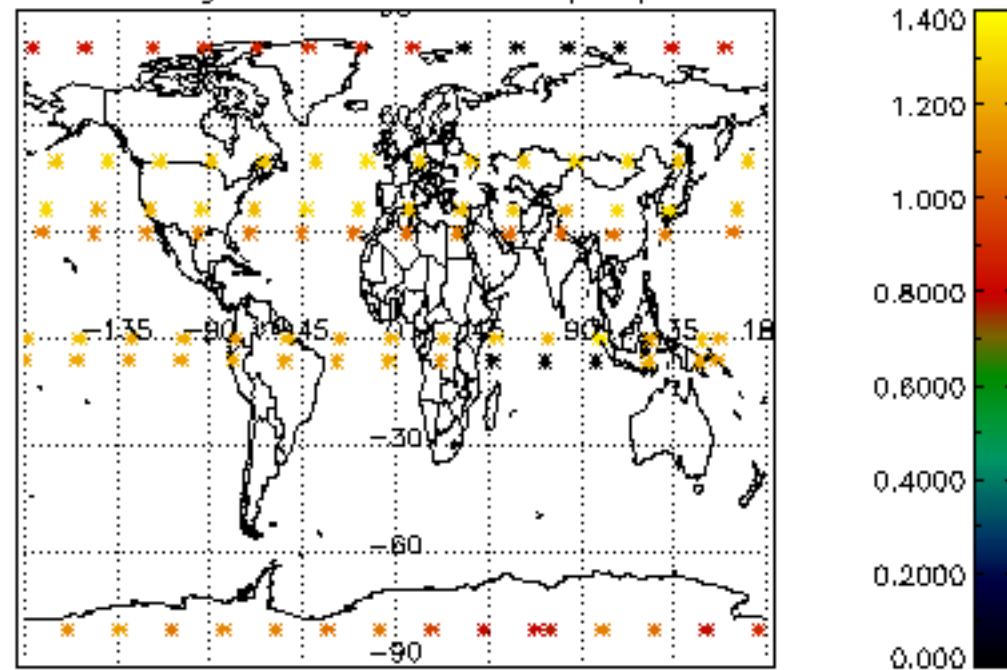
Percentage of saturation errors per profile



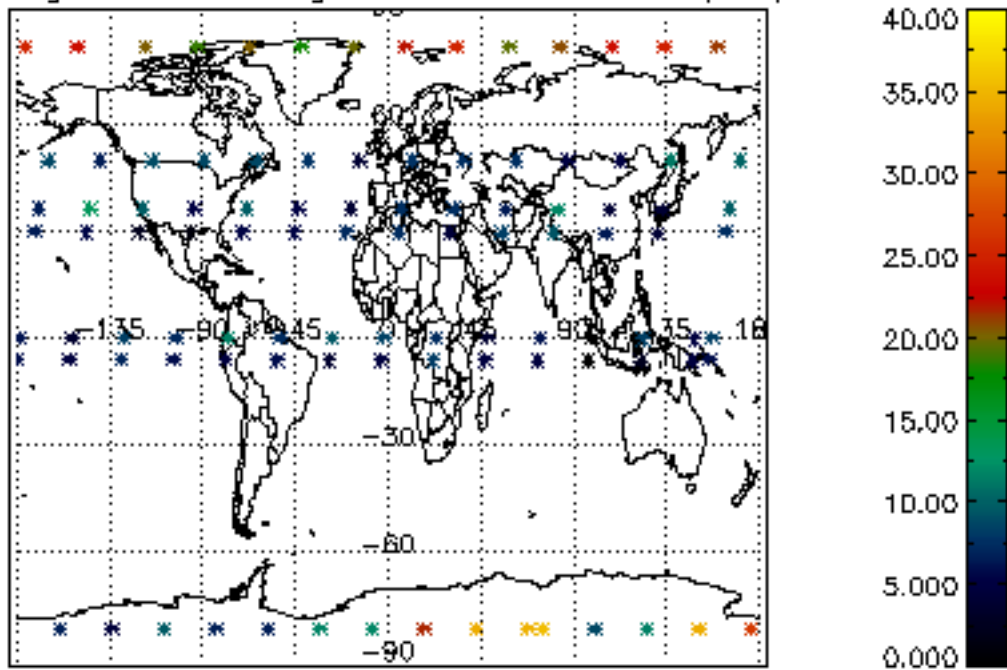
Percentage of cosmic ray hits per profile



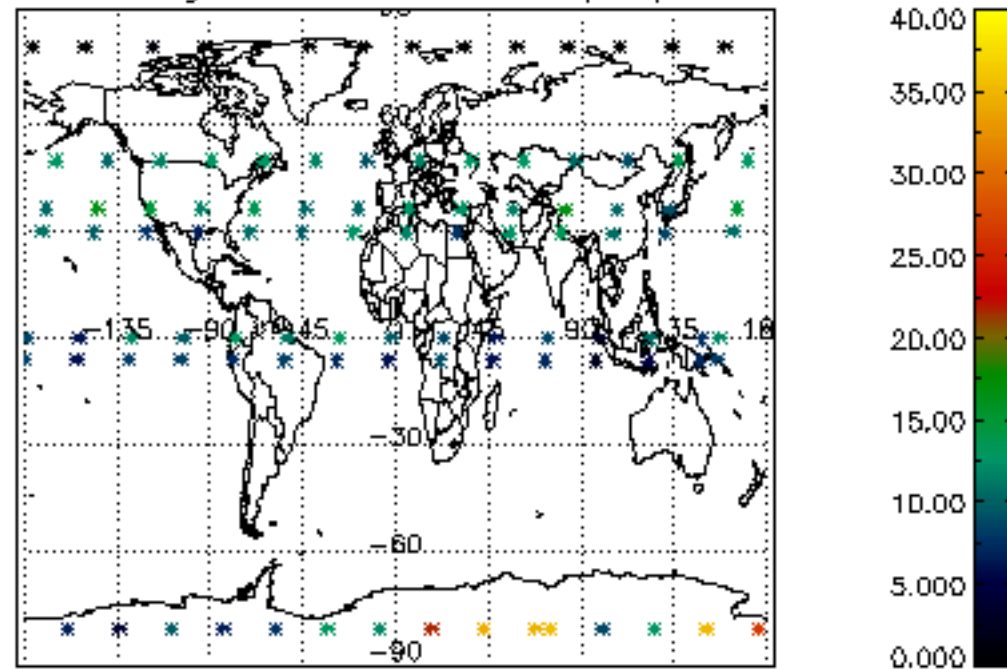
Percentage of datation errors per profile

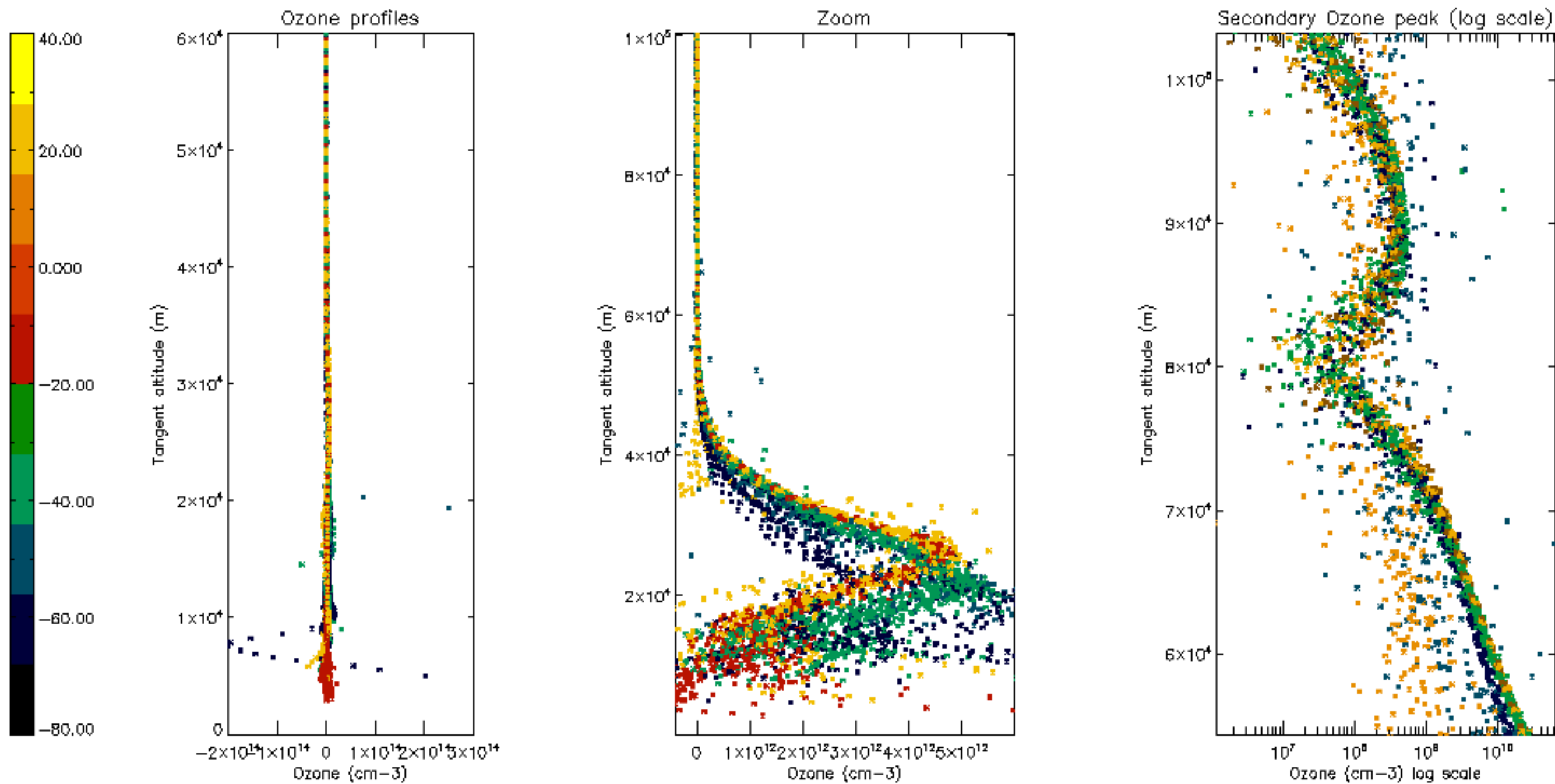


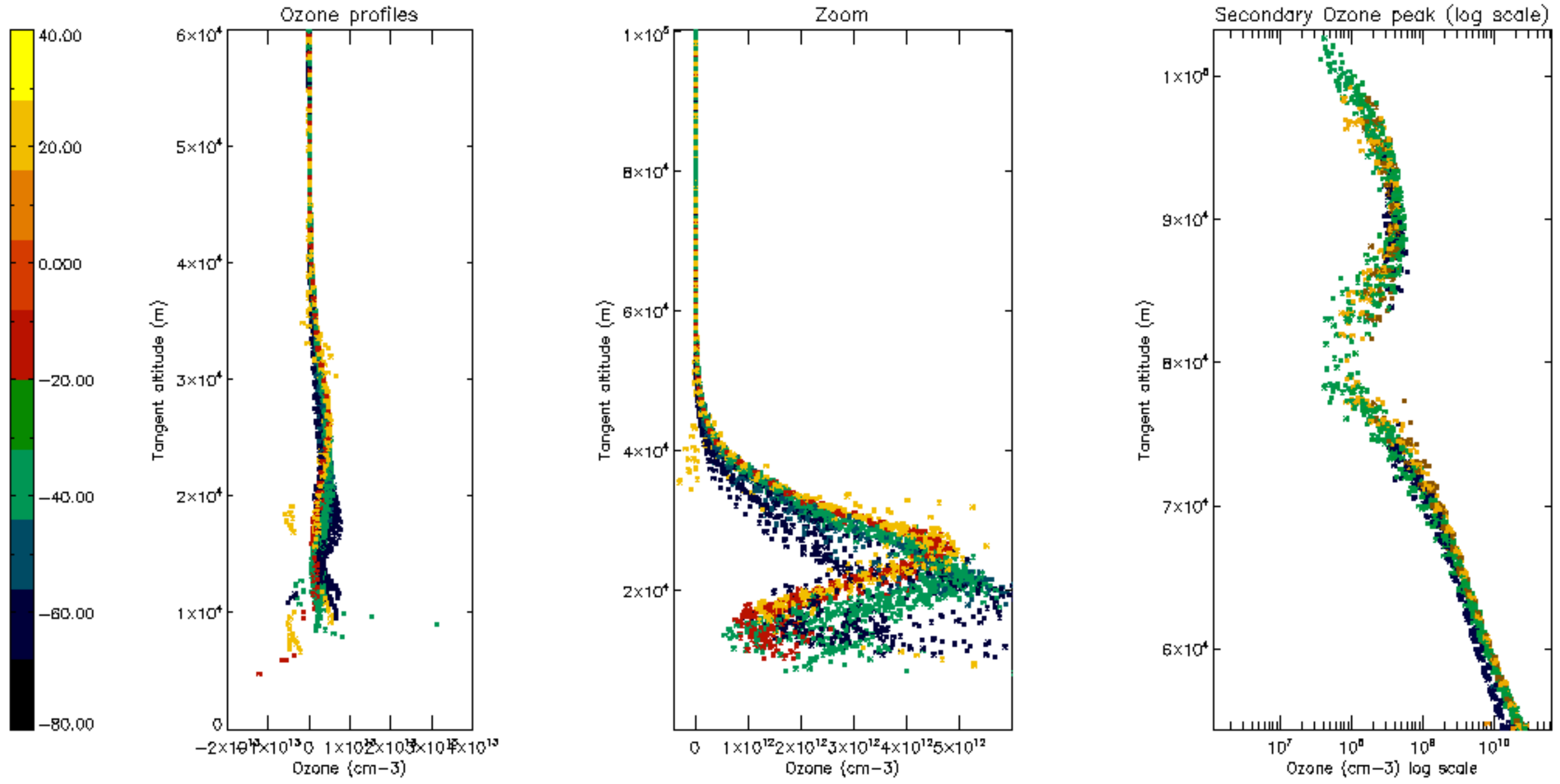
Percentage of star falling outside central band per profile



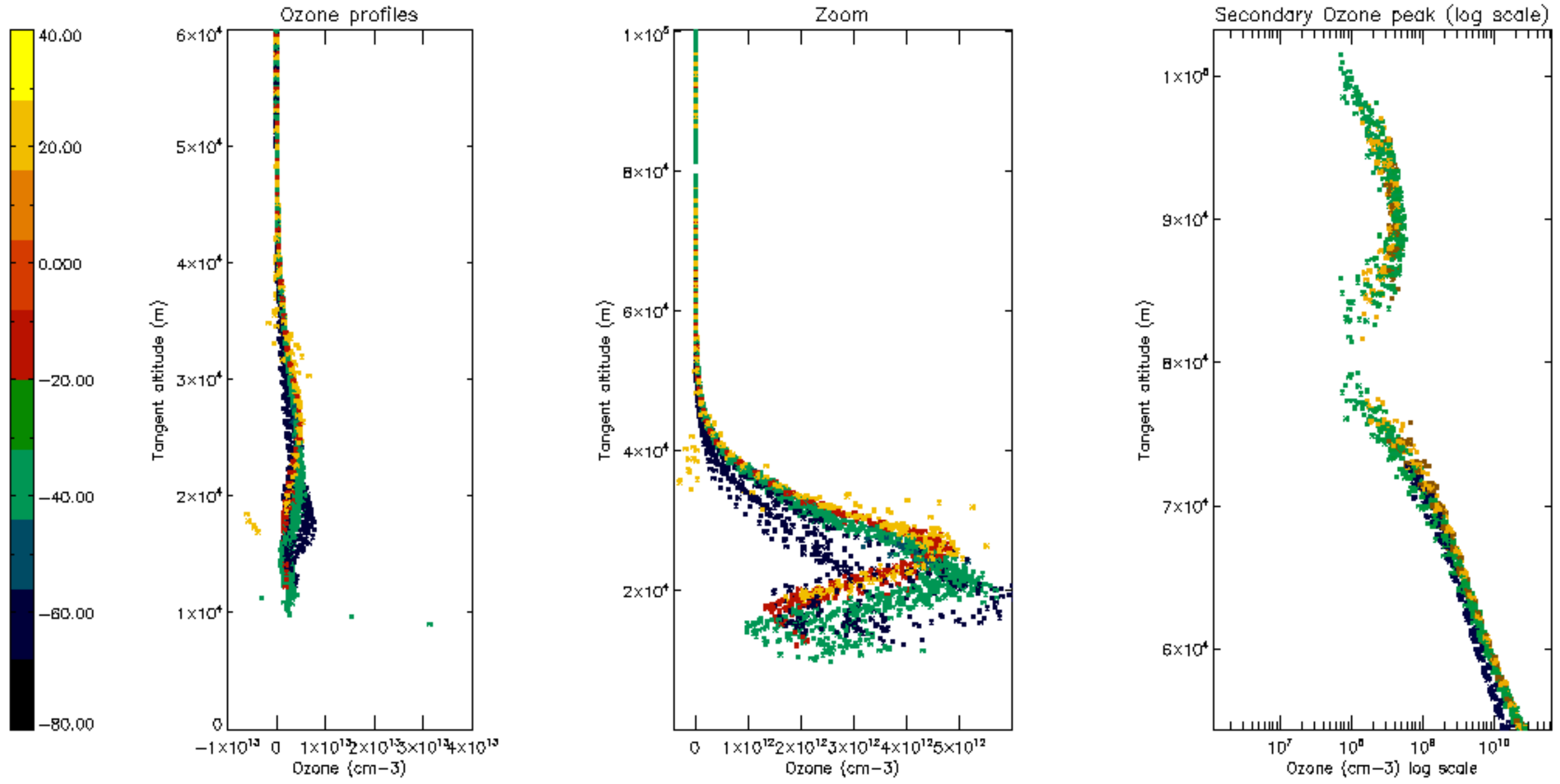
Percentage of saturation errors per profile

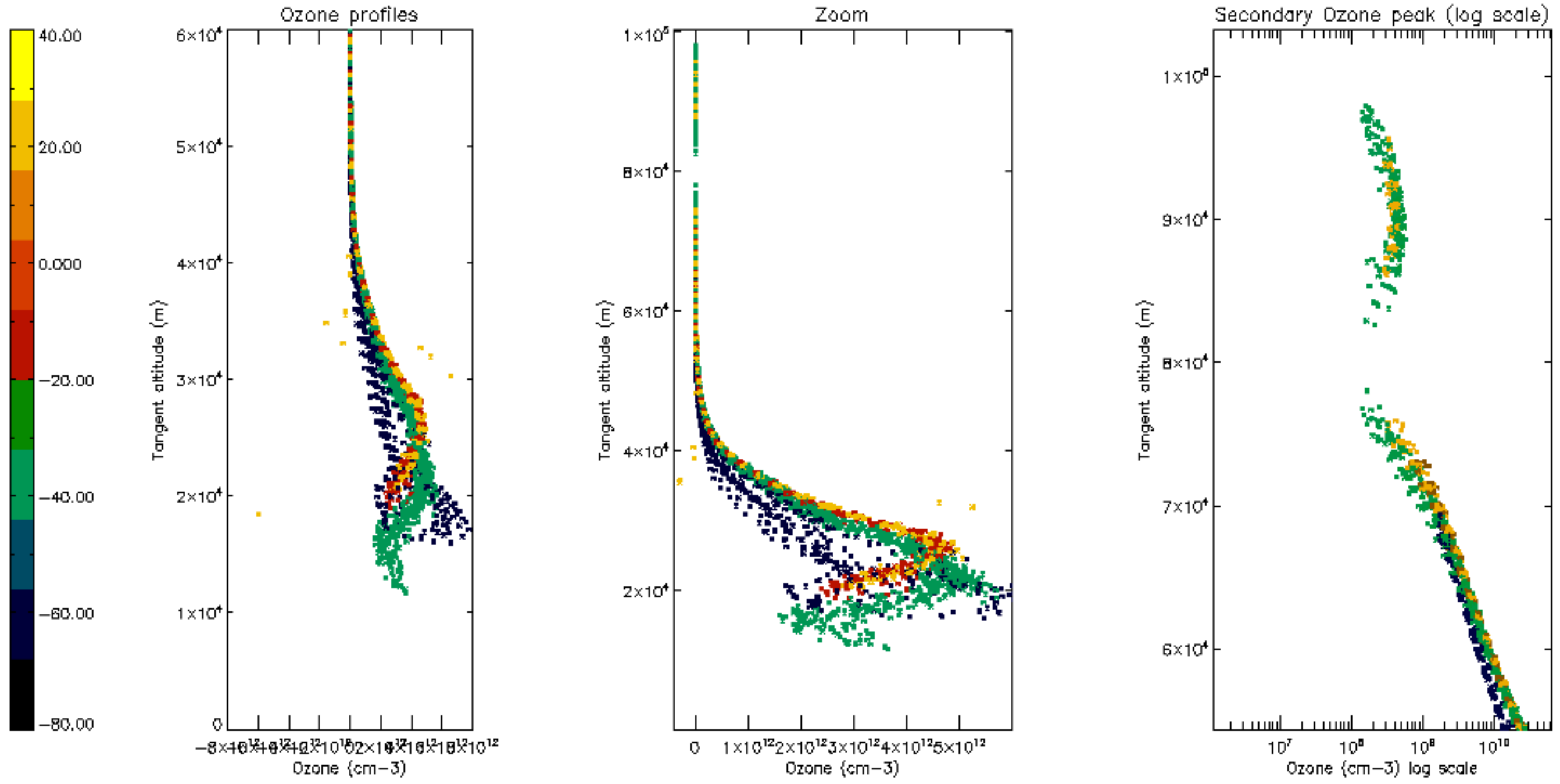


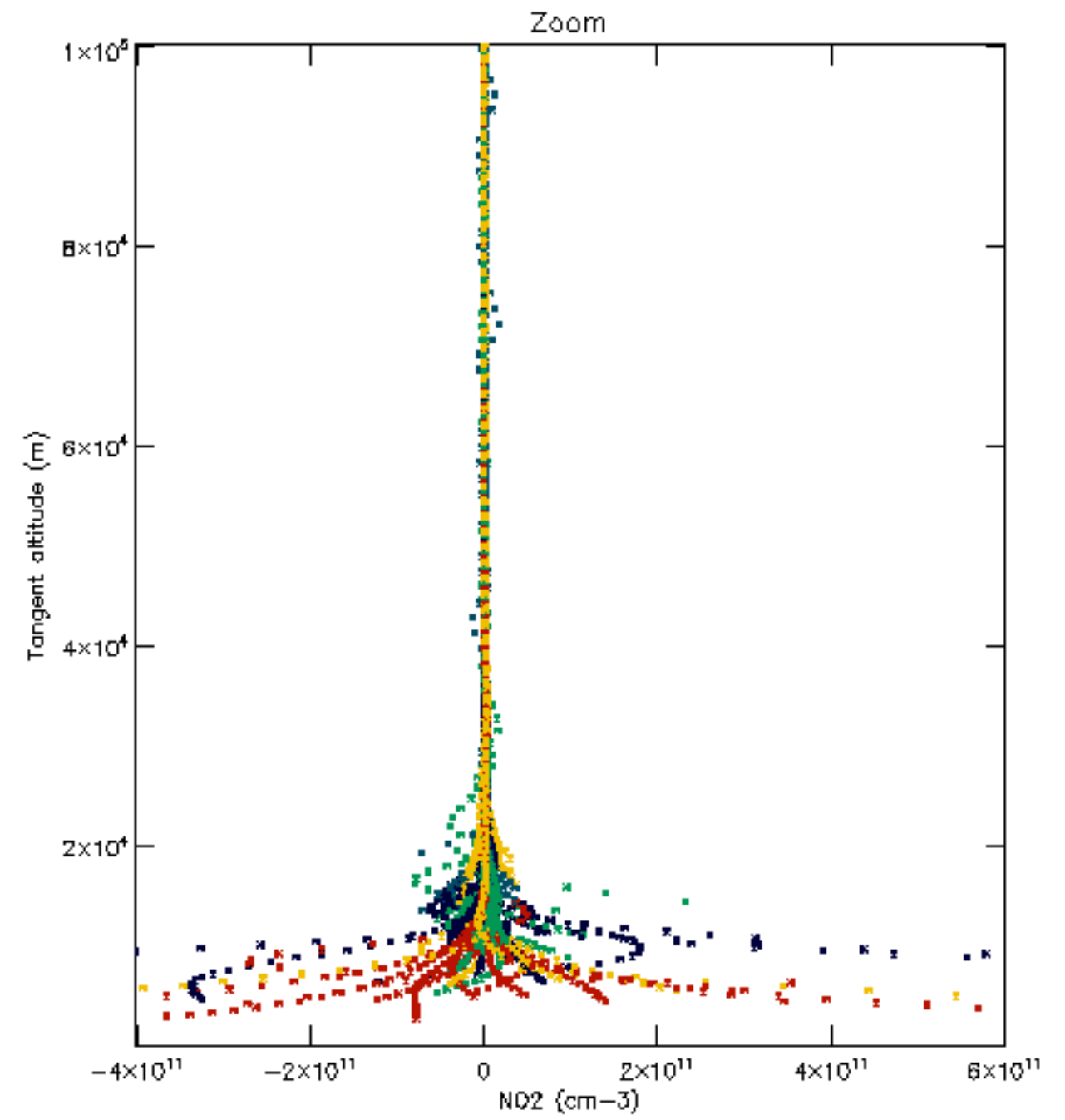
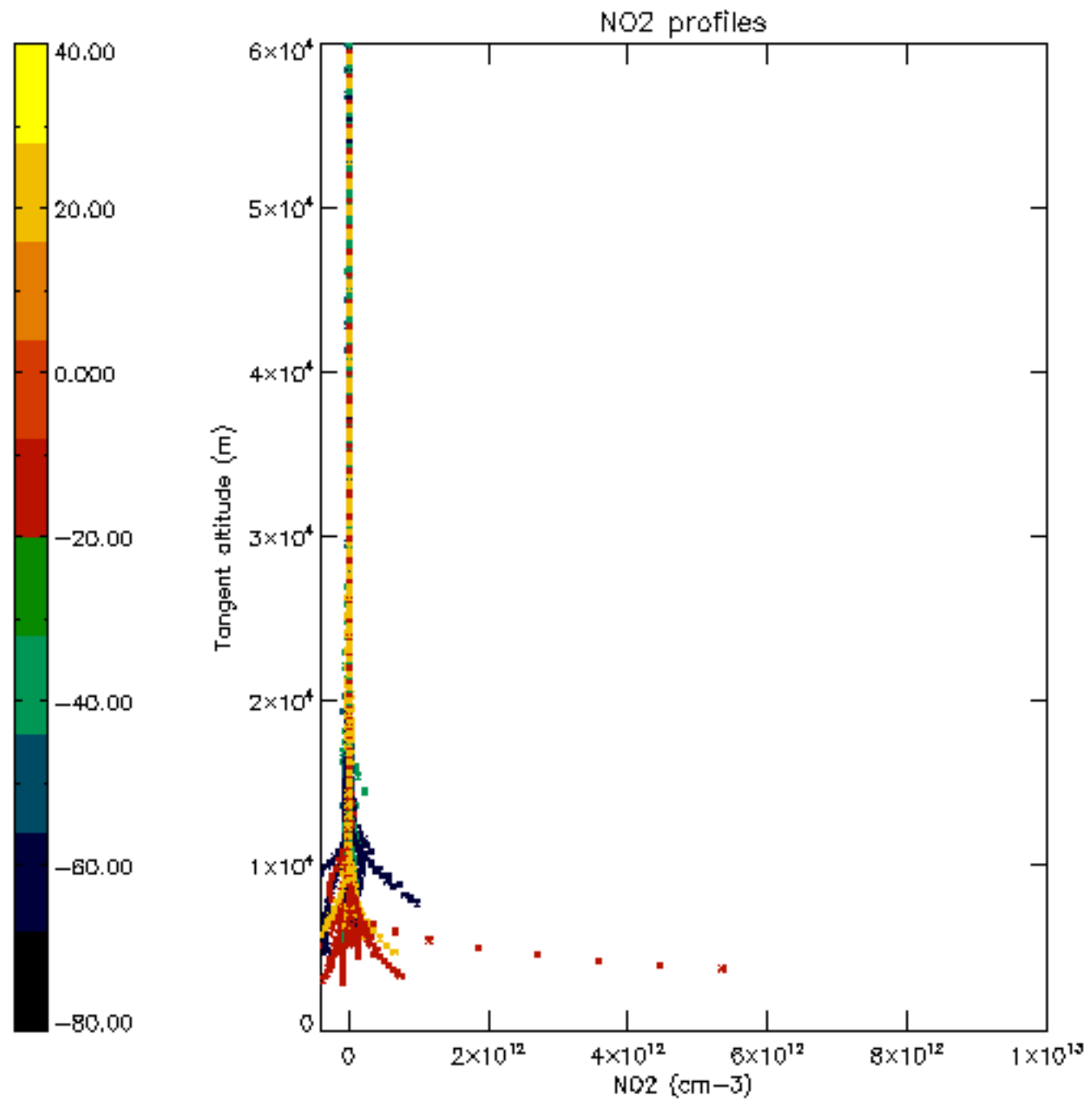


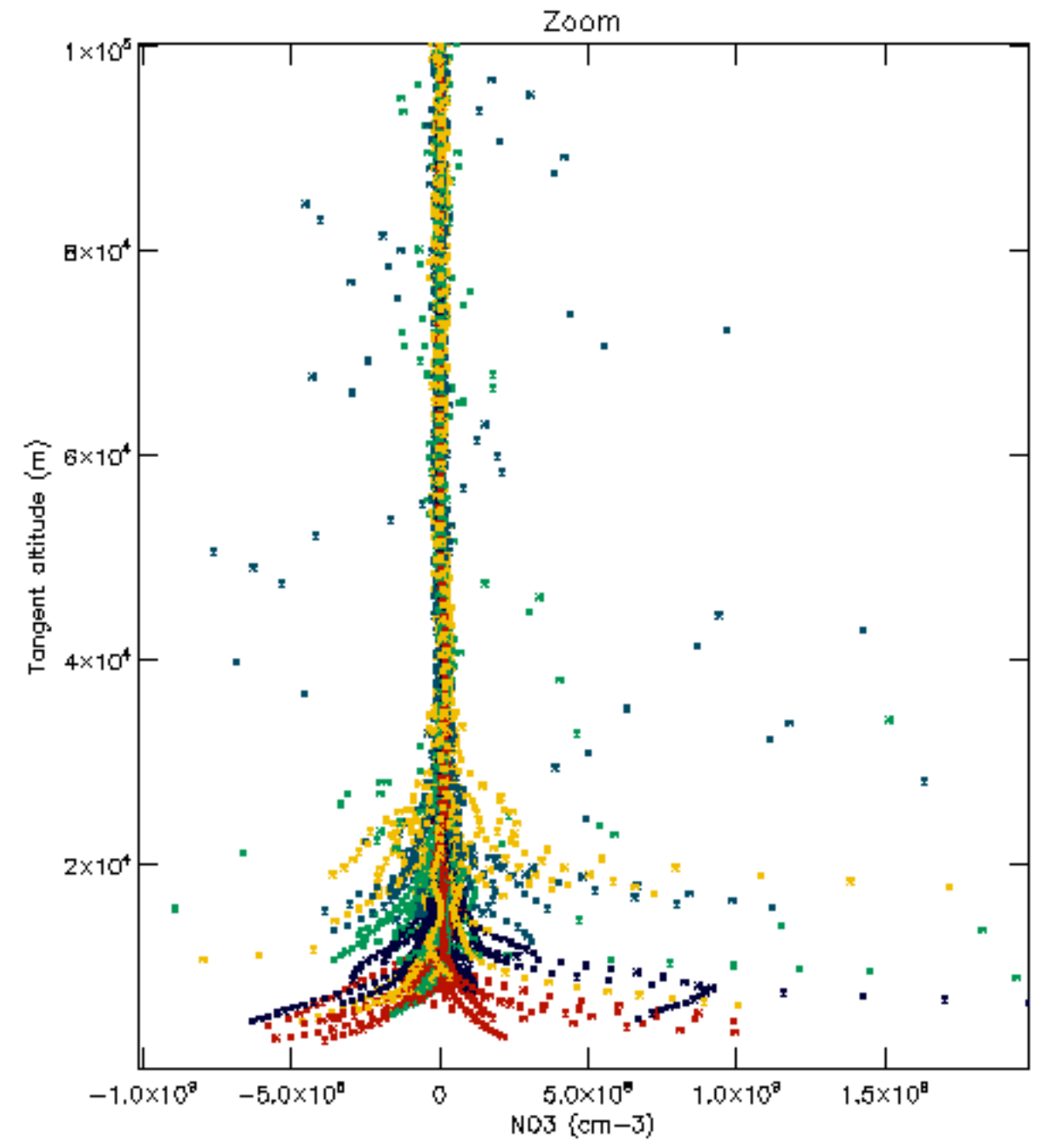
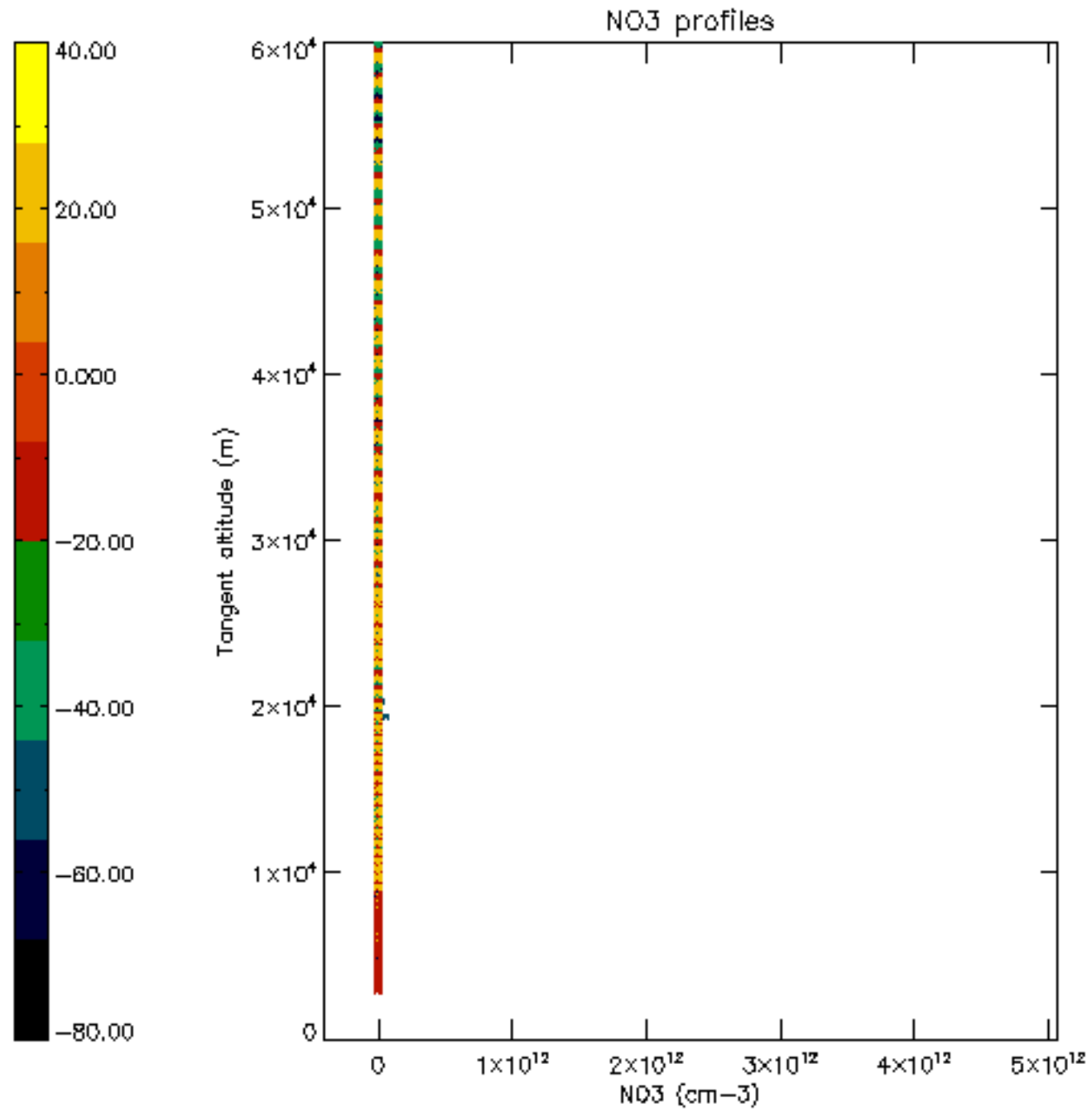




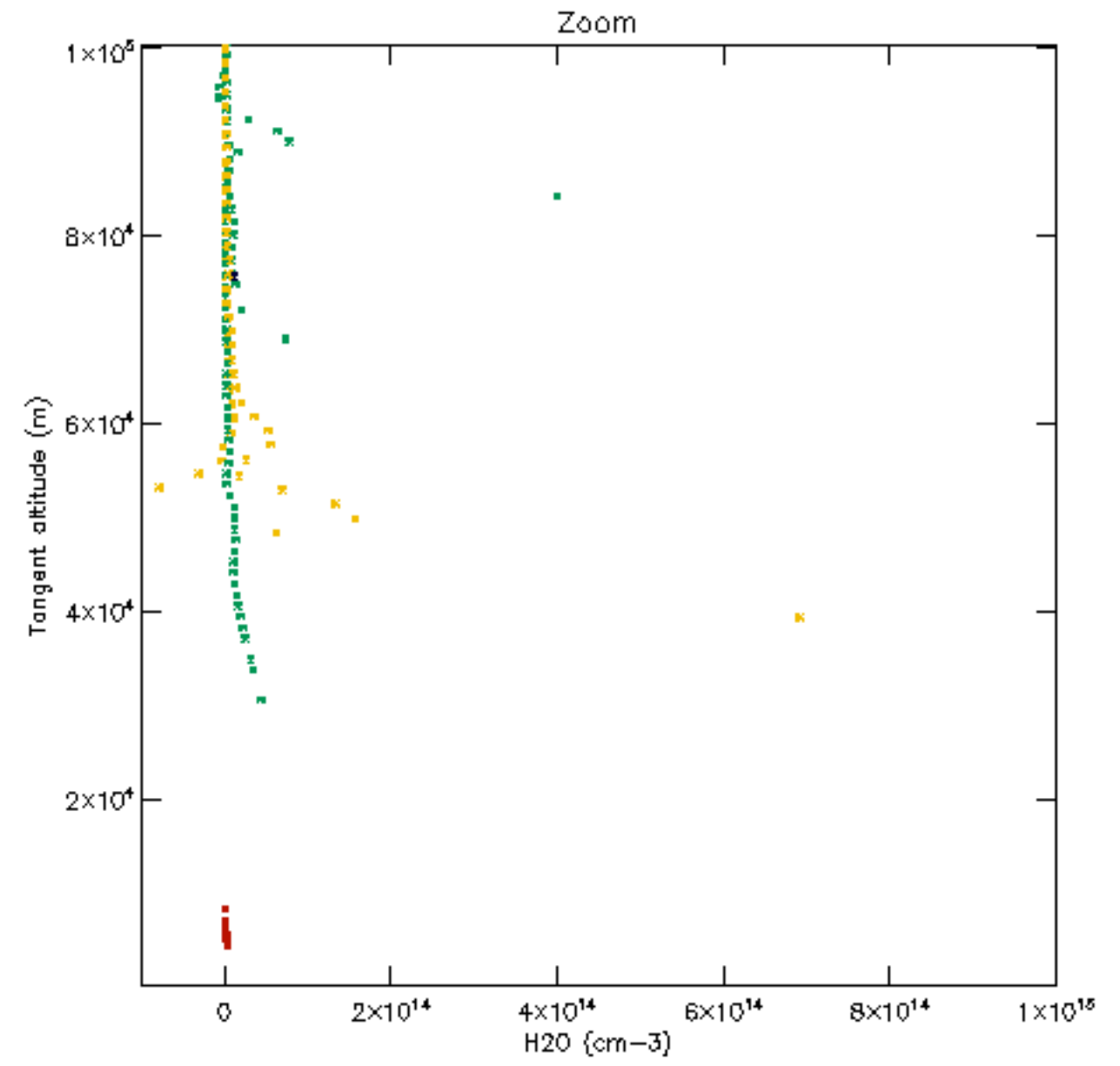
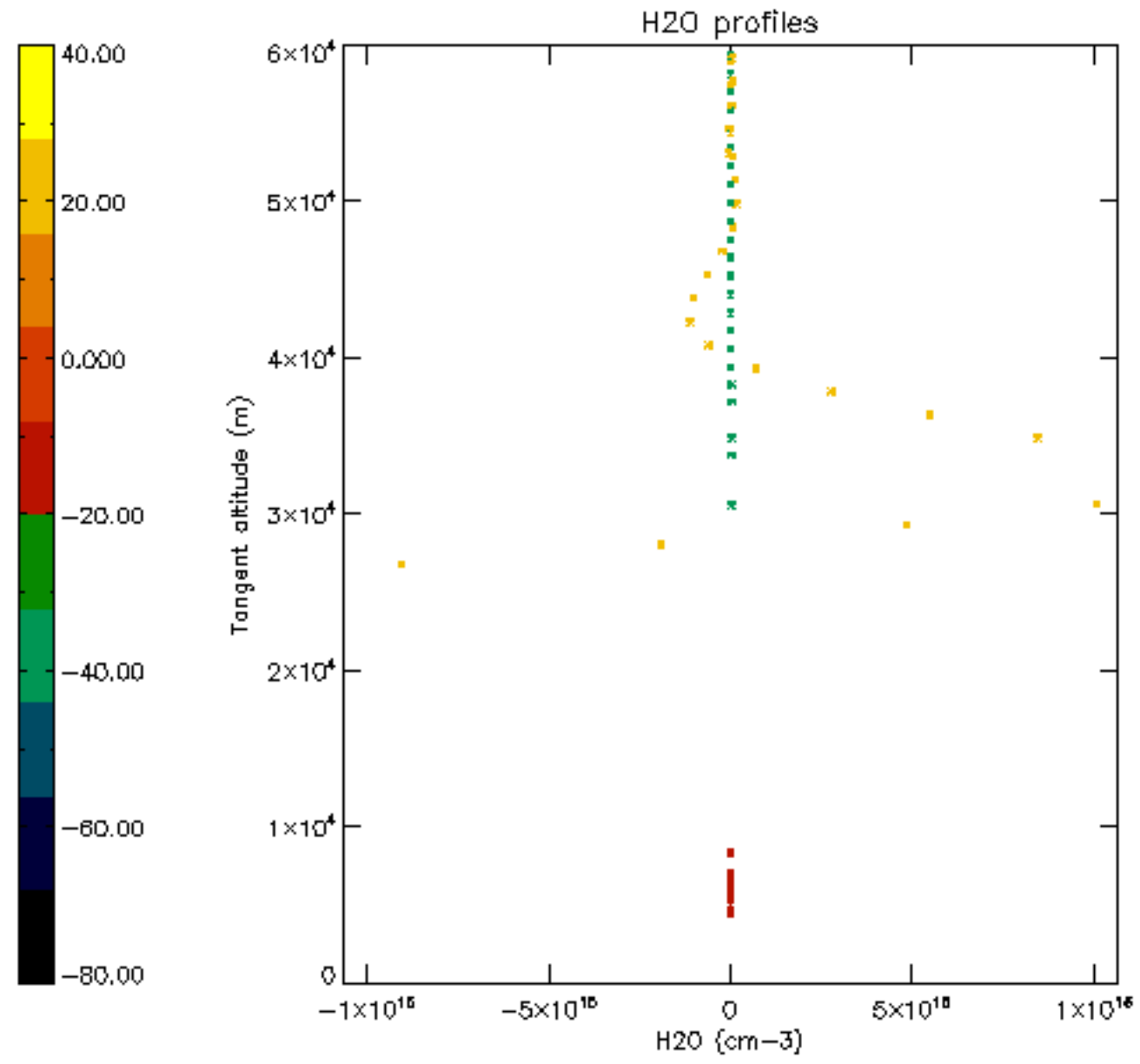


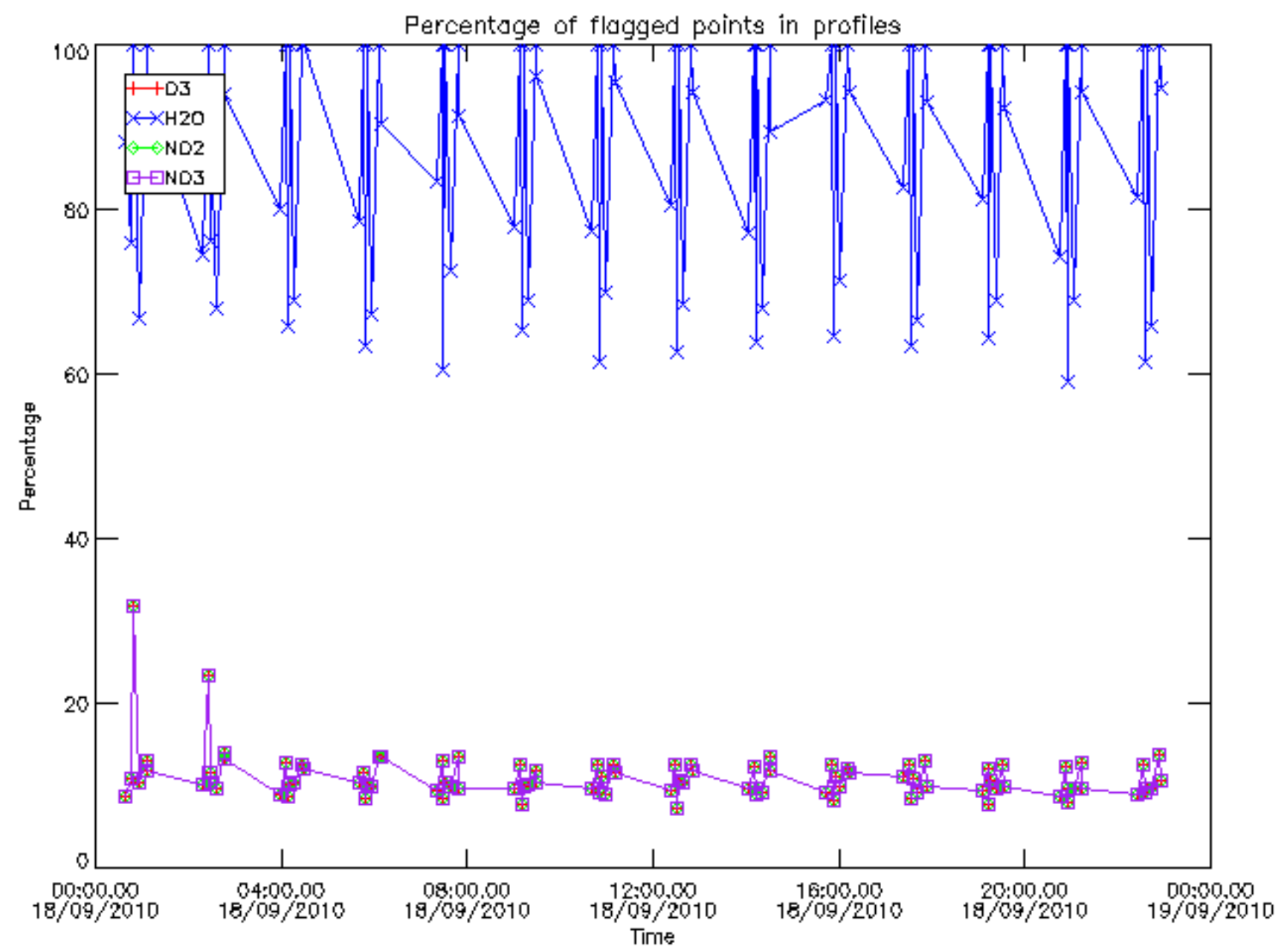




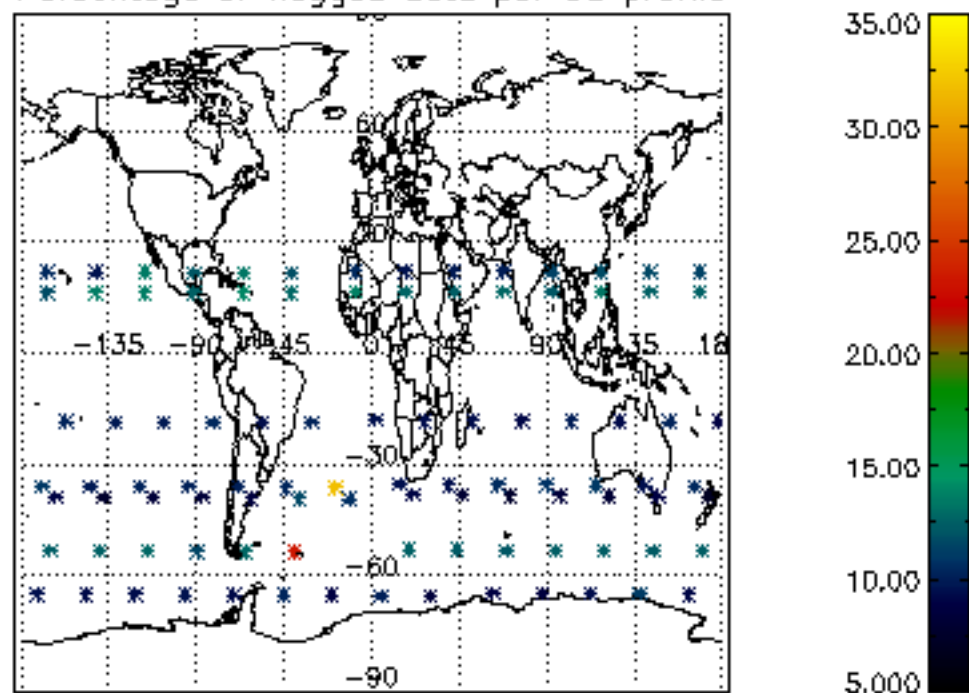




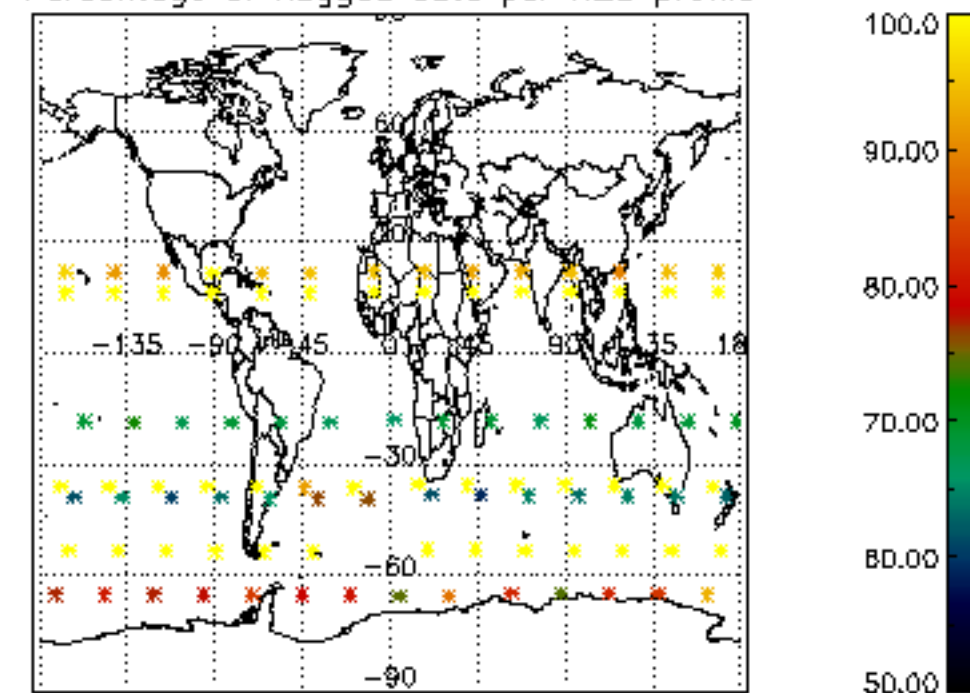




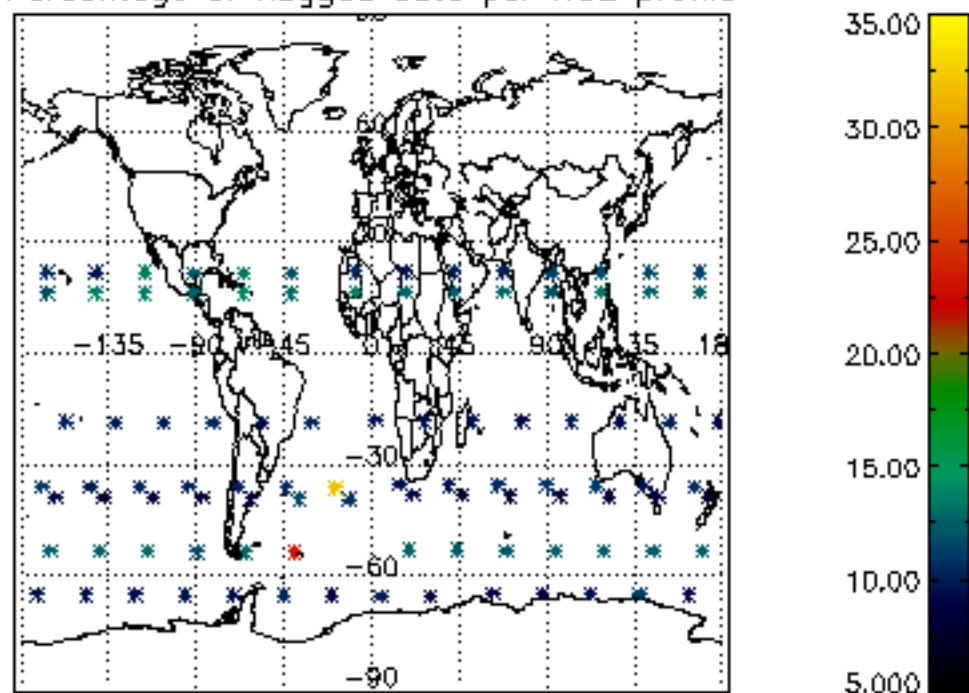
Percentage of flagged data per D3 profile



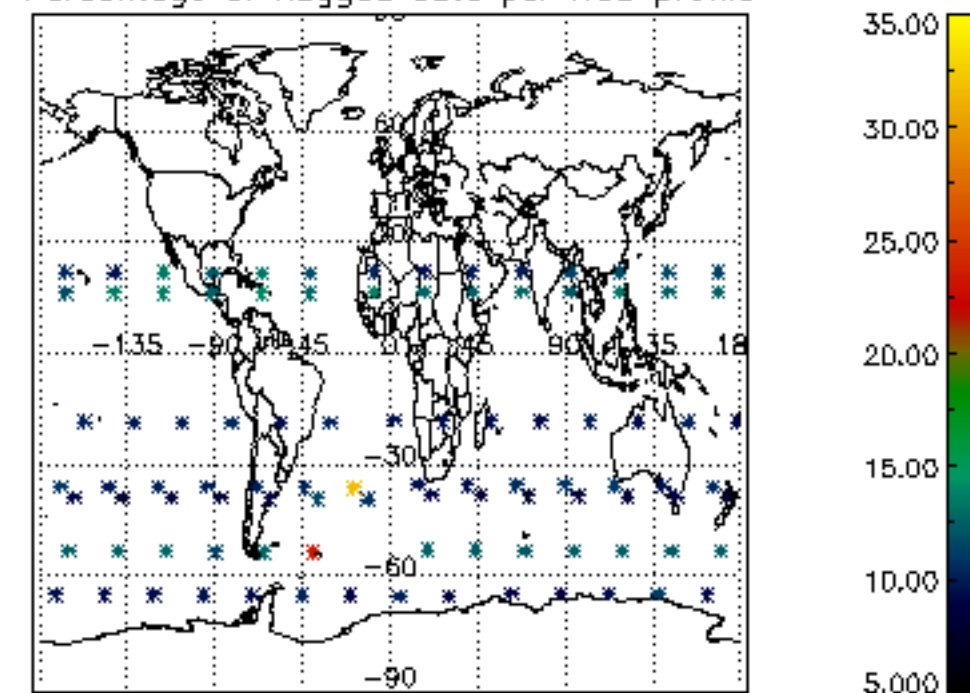
Percentage of flagged data per H2O profile

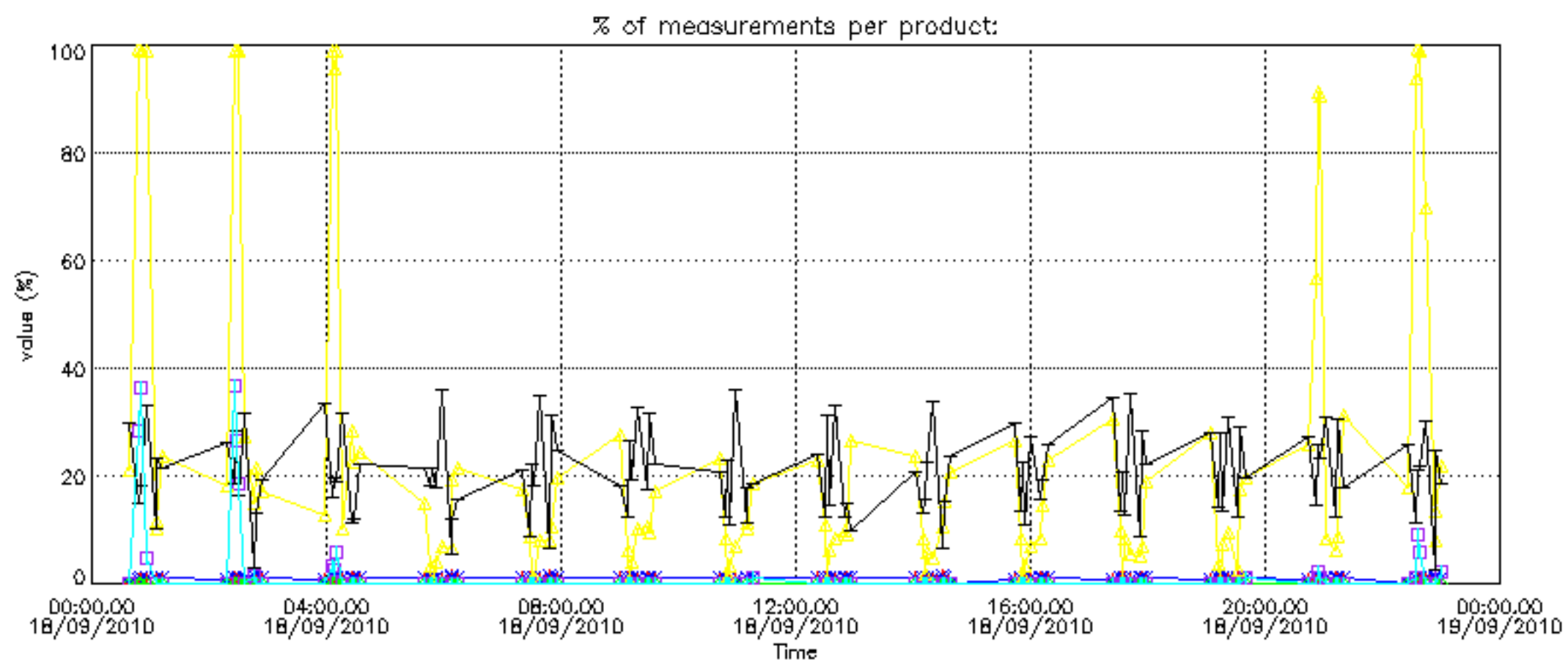
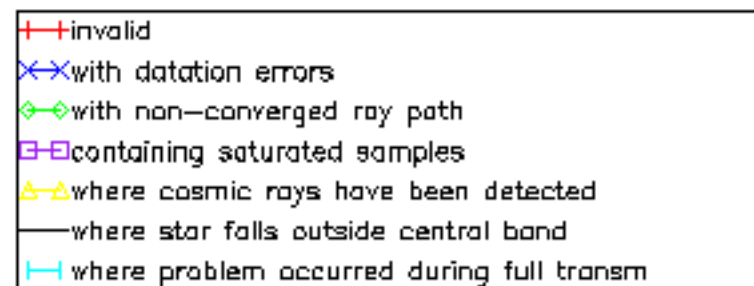


Percentage of flagged data per NO2 profile

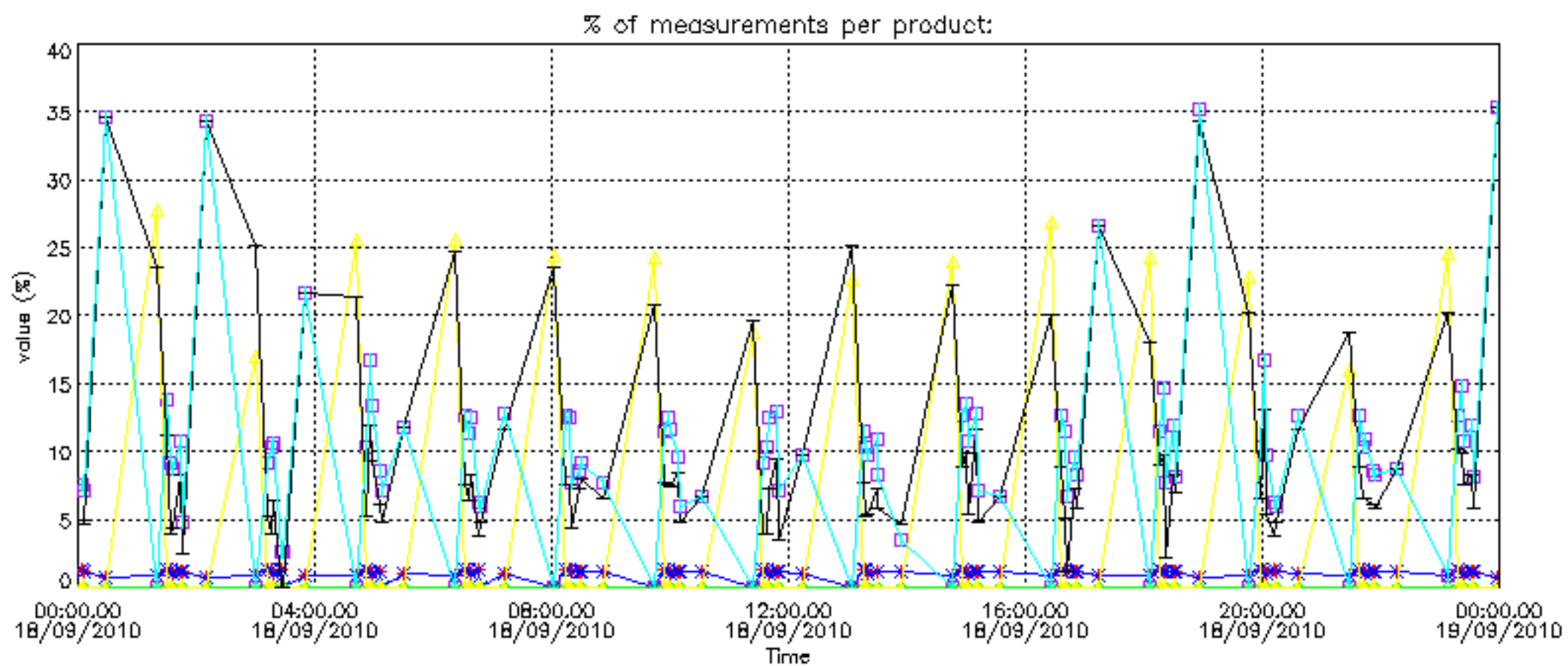


Percentage of flagged data per NO3 profile

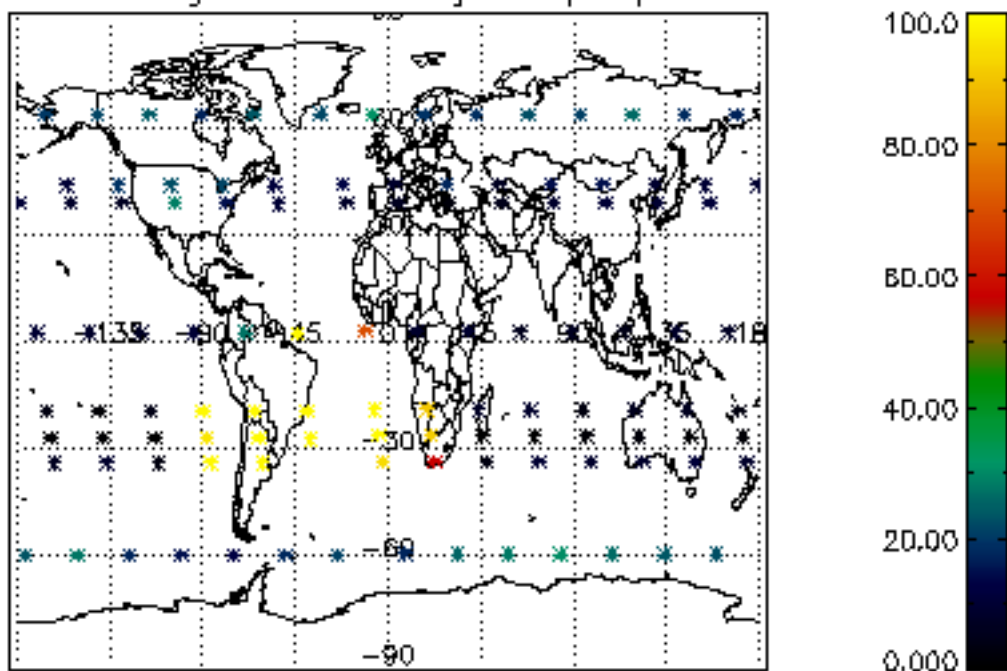




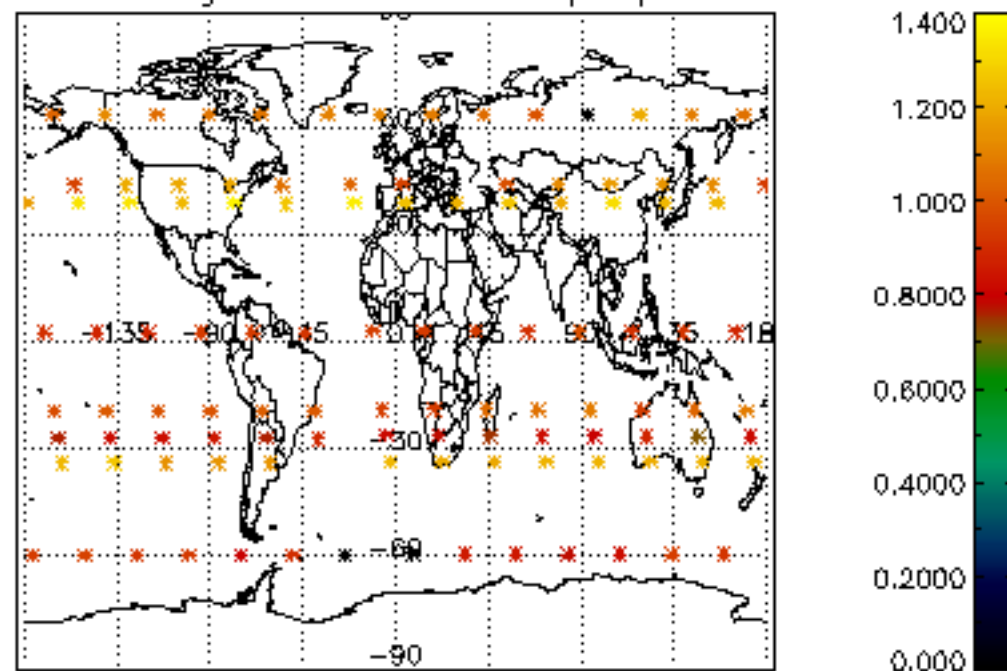




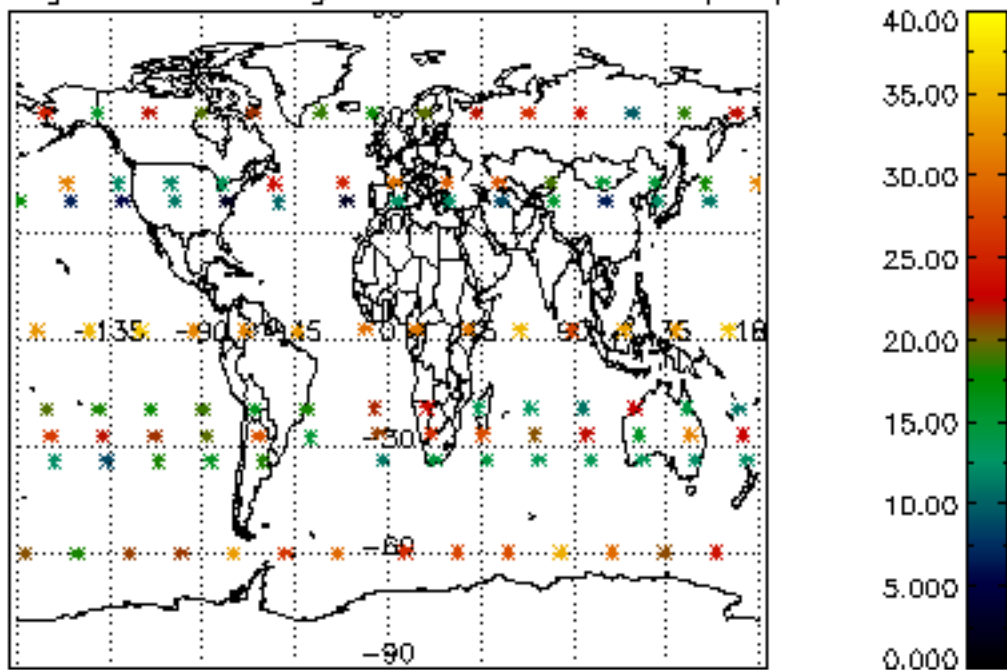
Percentage of cosmic ray hits per profile



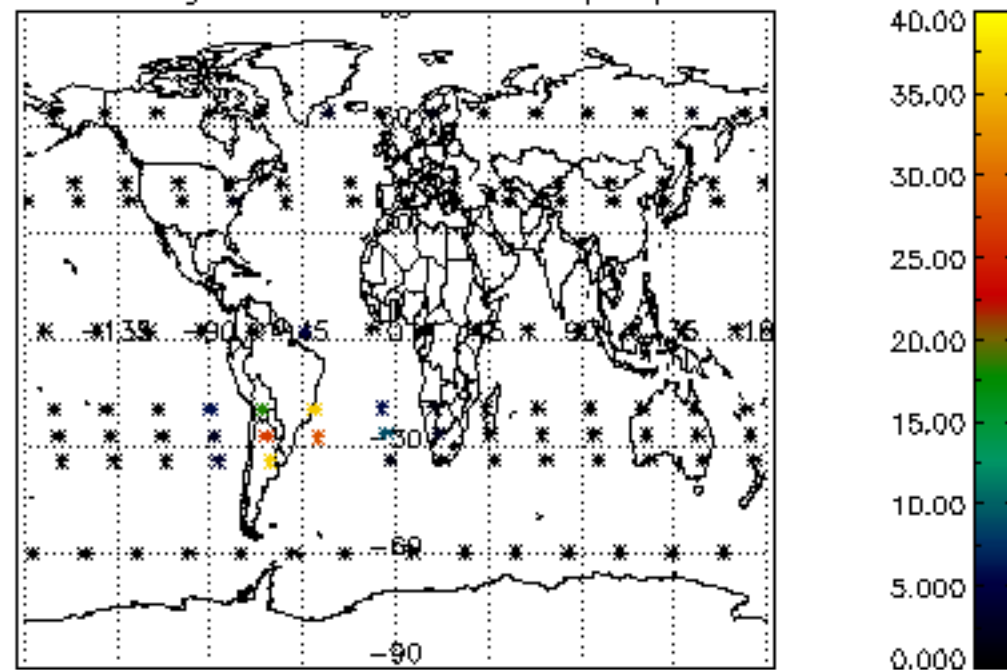
Percentage of datation errors per profile



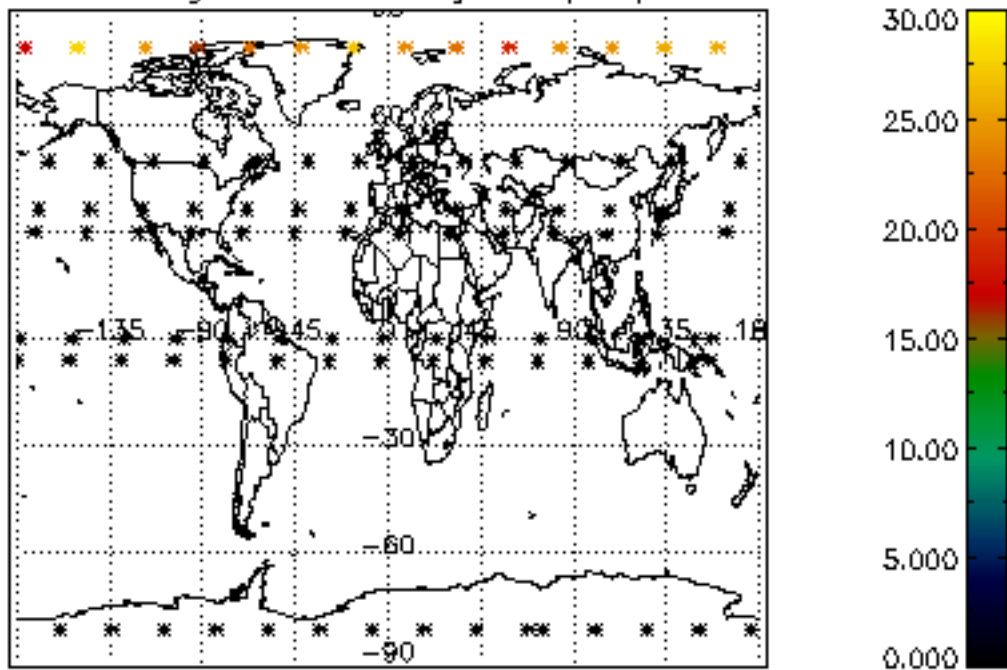
Percentage of star falling outside central band per profile



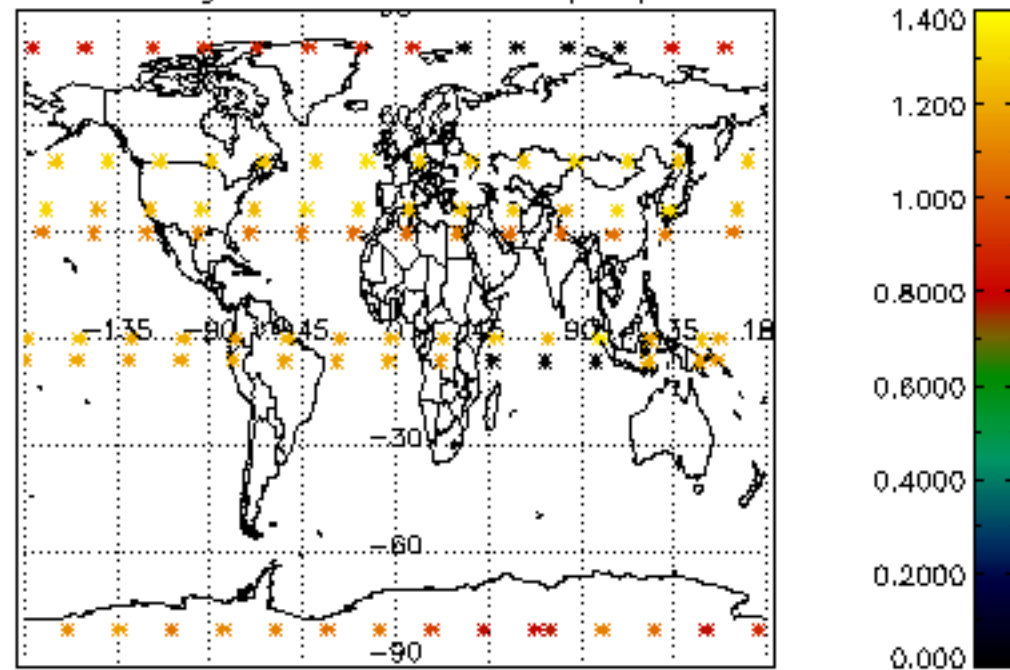
Percentage of saturation errors per profile



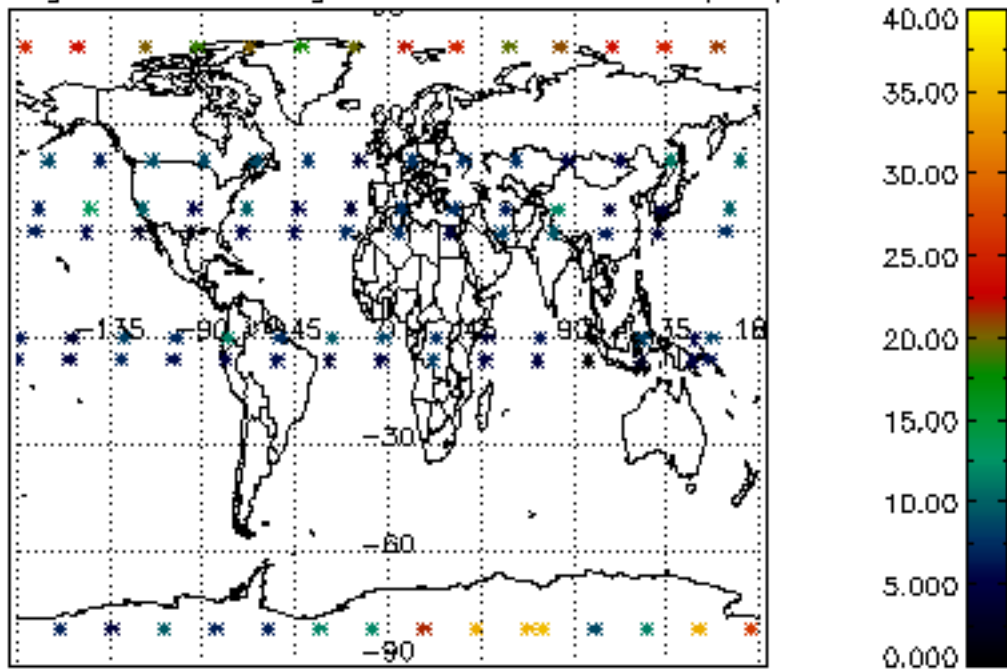
Percentage of cosmic ray hits per profile



Percentage of datation errors per profile



Percentage of star falling outside central band per profile



Percentage of saturation errors per profile

