

GOMOS Level 2 Daily Report

SUMMARY

[1. General Info](#)

[2. Summary of processed GOM_NL_2P products](#)

[3. Level 2 Quality information per product](#)

[3.1 Plot of level 2 quality information per product \(time dependant\)](#)

[3.2 Plot of level 2 quality information per product \(world map\)](#)

[4. Level 1 Quality information per product \(stored on level 2 products\)](#)

[4.1 Plot of level 1 quality information per product \(time dependant\)](#)

[4.1.1 Plot of level 1 quality information per product \(time dependant\): ASCENDING](#)

[4.1.2 Plot of level 1 quality information per product \(time dependant\): DESCENDING](#)

[4.2 Plot of level 1 quality information per product \(world map\)](#)

[4.2.1 Plot of level 1 quality information per product \(world map\): ASCENDING](#)

[4.2.2 Plot of level 1 quality information per product \(world map\): DESCENDING](#)

[5. Ozone profiles based on quality statistics and other trace gas profiles](#)

[5.1 Ozone statistics based on quality of products](#)

[5.2 Plot ozone profiles for all STD \(dark without errors\)](#)

[5.3 Plot ozone profiles where STD < 20% \(dark without errors\)](#)

[5.4. Plot ozone profiles where STD < 10% \(dark without errors\)](#)

[5.5. Plot ozone profiles where STD < 5% \(dark without errors\)](#)

[5.6 Plot NO2 profiles for all STD \(dark without errors\)](#)

[5.7 Plot NO3 profiles for all STD \(dark without errors\)](#)

[5.8 Plot H2O profiles \(only for occultations of stars 1,2,3,4,13,14,16,26,63 dark without errors\) for all STD](#)

[6. Auxiliary Data Files used for the production reported in section 2](#)

This report presents the daily analysis on parameters extracted from GOMOS level 2 data (GOM_NL__2P). It is intended to monitor some important parameters that will impact the quality of these products. A list of level 2 products (and content) that have arrived during the reporting day to the PCF is also given.

Item	Value
Time of report generation	29APR2013 15:13:33
Data source version	GOMOS/6.01
Start time of products	17-09-2010 (17SEP2010 00:00:00)
Stop time of products	18-09-2010 (18SEP2010 00:00:00)
Store outputs in DB	Yes
Nb of level 2 prods	213
Nb of prods with errors	0

2. Summary of processed GOM_NL__2P products.

Nr	Filename	UTC Start time	Limb	Duration	Star Id	Star Name	Star Mag	Star Temp	Nb Meas	Orbit	Prod. error
1	GOM_NL__2PRFIN20100917_000334_000000472093_00045_44688_6975.N1	17-SEP-2010 00:03:34	Straylight	46.500	84	Alp Phe	2.3970	4500.0	93	44688	No
2	GOM_NL__2PRFIN20100917_001110_000000472093_00045_44688_6976.N1	17-SEP-2010 00:11:10	Twilight_stray	47.000	52	16Bet Cet	2.0370	4500.0	94	44688	No
3	GOM_NL__2PRFIN20100917_002159_000000402093_00045_44688_6977.N1	17-SEP-2010 00:21:59	Bright	39.500	90	54Alp Peg	2.4870	11000.	79	44688	No
4	GOM_NL__2PRFIN20100917_002550_000000422093_00045_44688_6978.N1	17-SEP-2010 00:25:50	Bright	41.500	93	53Bet Peg	2.5200	3100.0	83	44688	No
5	GOM_NL__2PRFIN20100917_002750_000000482093_00045_44688_6979.N1	17-SEP-2010 00:27:50	Bright	47.500	58	21Alp And	2.0730	11000.	95	44688	No
6	GOM_NL__2PRFIN20100917_003604_000000372093_00045_44688_6980.N1	17-SEP-2010 00:36:04	Bright	37.000	74	11Bet Cas	2.2680	6600.0	74	44688	No
7	GOM_NL__2PRFIN20100917_003750_000000442093_00045_44688_6981.N1	17-SEP-2010 00:37:50	Bright	44.000	76	27Gam Cas	2.3000	30000.	88	44688	No
8	GOM_NL__2PRFIN20100917_010025_000000582093_00045_44688_6982.N1	17-SEP-2010 01:00:25	Bright	58.000	24	66Alp Gem	1.5800	10200.	116	44688	No
9	GOM_NL__2PRFIN20100917_010911_000000622093_00045_44688_6983.N1	17-SEP-2010 01:09:11	Dark	62.000	8	10Alp CMi	0.40000	6500.0	124	44688	No
10	GOM_NL__2PRFIN20100917_011636_000000402093_00045_44688_6984.N1	17-SEP-2010 01:16:36	Dark	40.000	132	15Rho Pup	2.8030	6900.0	80	44688	No
11	GOM_NL__2PRFIN20100917_011824_000000602093_00045_44688_6985.N1	17-SEP-2010 01:18:24	Dark	59.500	1	9Alp CMa	-1.4400	11000.	119	44688	No
12	GOM_NL__2PRFIN20100917_012034_000000492093_00045_44688_6986.N1	17-SEP-2010 01:20:34	Dark	48.500	23	21Eps CMa	1.5020	26000.	97	44688	No
13	GOM_NL__2PRFIN20100917_012648_000000542093_00046_44689_7001.N1	17-SEP-2010 01:26:48	Dark	53.500	2	Alp Car	-0.73600	7000.0	107	44689	No
14	GOM_NL__2PRFIN20100917_013702_000000382093_00046_44689_7002.N1	17-SEP-2010 01:37:02	Dark	37.500	143	Alp Hyi	2.8570	7200.0	75	44689	No
15	GOM_NL__2PRFIN20100917_013827_000000492093_00046_44689_7003.N1	17-SEP-2010 01:38:27	Dark	48.500	9	Alp Eri	0.45300	24000.	97	44689	No
16	GOM_NL__2PRFIN20100917_014410_000000452093_00046_44689_7004.N1	17-SEP-2010 01:44:10	Straylight	44.500	84	Alp Phe	2.3970	4500.0	89	44689	No
17	GOM_NL__2PRFIN20100917_015147_000000472093_00046_44689_7005.N1	17-SEP-2010 01:51:47	Twilight_stray	47.000	52	16Bet Cet	2.0370	4500.0	94	44689	No
18	GOM_NL__2PRFIN20100917_020235_000000402093_00046_44689_7006.N1	17-SEP-2010 02:02:35	Bright	39.500	90	54Alp Peg	2.4870	11000.	79	44689	No
19	GOM_NL__2PRFIN20100917_020626_000000392093_00046_44689_7007.N1	17-SEP-2010 02:06:26	Bright	38.500	93	53Bet Peg	2.5200	3100.0	77	44689	No
20	GOM_NL__2PRFIN20100917_020825_000000482093_00046_44689_7008.N1	17-SEP-2010 02:08:25	Bright	48.000	58	21Alp And	2.0730	11000.	96	44689	No
21	GOM_NL__2PRFIN20100917_021639_000000422093_00046_44689_7009.N1	17-SEP-2010 02:16:39	Bright	41.500	74	11Bet Cas	2.2680	6600.0	83	44689	No
22	GOM_NL__2PRFIN20100917_021825_000000422093_00046_44689_7010.N1	17-SEP-2010 02:18:25	Bright	41.500	76	27Gam Cas	2.3000	30000.	83	44689	No
23	GOM_NL__2PRFIN20100917_024101_000000452093_00046_44689_7011.N1	17-SEP-2010 02:41:01	Bright	45.000	24	66Alp Gem	1.5800	10200.	90	44689	No
24	GOM_NL__2PRFIN20100917_024947_000000532093_00046_44689_7012.N1	17-SEP-2010 02:49:47	Dark	53.000	8	10Alp CMi	0.40000	6500.0	106	44689	No
25	GOM_NL__2PRFIN20100917_025712_000000422093_00046_44689_7013.N1	17-SEP-2010 02:57:12	Dark	42.000	132	15Rho Pup	2.8030	6900.0	84	44689	No
26	GOM_NL__2PRFIN20100917_025901_000000622093_00046_44689_7014.N1	17-SEP-2010 02:59:01	Dark	62.000	1	9Alp CMa	-1.4400	11000.	124	44689	No
27	GOM_NL__2PRFIN20100917_030111_000000512093_00046_44689_7015.N1	17-SEP-2010 03:01:11	Dark	51.000	23	21Eps CMa	1.5020	26000.	102	44689	No
28	GOM_NL__2PRFIN20100917_030724_000000562093_00047_44690_7029.N1	17-SEP-2010 03:07:24	Dark	55.500	2	Alp Car	-0.73600	7000.0	111	44690	No
29	GOM_NL__2PRFIN20100917_031738_000000372093_00047_44690_7030.N1	17-SEP-2010 03:17:38	Dark	37.000	143	Alp Hyi	2.8570	7200.0	74	44690	No
30	GOM_NL__2PRFIN20100917_031904_000000532093_00047_44690_7031.N1	17-SEP-2010 03:19:04	Dark	52.500	9	Alp Eri	0.45300	24000.	105	44690	No
31	GOM_NL__2PRFIN20100917_032446_000000462093_00047_44690_7032.N1	17-SEP-2010 03:24:46	Straylight	46.000	84	Alp Phe	2.3970	4500.0	92	44690	No
32	GOM_NL__2PRFIN20100917_033223_000000532093_00047_44690_7033.N1	17-SEP-2010 03:32:23	Twilight_stray	53.000	52	16Bet Cet	2.0370	4500.0	106	44690	No
33	GOM_NL__2PRFIN20100917_034311_000000392093_00047_44690_7034.N1	17-SEP-2010 03:43:11	Bright	38.500	90	54Alp Peg	2.4870	11000.	77	44690	No
34	GOM_NL__2PRFIN20100917_034702_000000392093_00047_44690_7035.N1	17-SEP-2010 03:47:02	Bright	39.000	93	53Bet Peg	2.5200	3100.0	78	44690	No
35	GOM_NL__2PRFIN20100917_034901_000000492093_00047_44690_7036.N1	17-SEP-2010 03:49:01	Bright	48.500	58	21Alp And	2.0730	11000.	97	44690	No
36	GOM_NL__2PRFIN20100917_035715_000000392093_00047_44690_7037.N1	17-SEP-2010 03:57:15	Bright	38.500	74	11Bet Cas	2.2680	6600.0	77	44690	No
37	GOM_NL__2PRFIN20100917_035901_000000412093_00047_44690_7038.N1	17-SEP-2010 03:59:01	Bright	41.000	76	27Gam Cas	2.3000	30000.	82	44690	No
38	GOM_NL__2PRFIN20100917_042137_000000632093_00047_44690_7039.N1	17-SEP-2010 04:21:37	Bright	63.000	24	66Alp Gem	1.5800	10200.	126	44690	No
39	GOM_NL__2PRFIN20100917_043024_000000532093_00047_44690_7040.N1	17-SEP-2010 04:30:24	Dark	52.500	8	10Alp CMi	0.40000	6500.0	105	44690	No
40	GOM_NL__2PRFIN20100917_043749_000000432093_00047_44690_7041.N1	17-SEP-2010 04:37:49	Dark	42.500	132	15Rho Pup	2.8030	6900.0	85	44690	No
41	GOM_NL__2PRFIN20100917_043938_000000592093_00047_44690_7042.N1	17-SEP-2010 04:39:38	Dark	58.500	1	9Alp CMa	-1.4400	11000.	117	44690	No
42	GOM_NL__2PRFIN20100917_044148_000000482093_00047_44690_7043.N1	17-SEP-2010 04:41:48	Dark	48.000	23	21Eps CMa	1.5020	26000.	96	44690	No

43	GOM_NL__2PRFIN20100917_044801_000000522093_00048_44691_7020.N1	17-SEP-2010 04:48:01	Dark	51.500	2	Alp Car	-0.73600	7000.0	103	44691	No
44	GOM_NL__2PRFIN20100917_045814_000000412093_00048_44691_7021.N1	17-SEP-2010 04:58:14	Dark	41.000	143	Alp Hyi	2.8570	7200.0	82	44691	No
45	GOM_NL__2PRFIN20100917_045940_000000432093_00048_44691_7022.N1	17-SEP-2010 04:59:40	Dark	42.500	9	Alp Eri	0.45300	24000.	85	44691	No
46	GOM_NL__2PRFIN20100917_050523_000000462093_00048_44691_7023.N1	17-SEP-2010 05:05:23	Straylight	46.000	84	Alp Phe	2.3970	4500.0	92	44691	No
47	GOM_NL__2PRFIN20100917_051259_000000532093_00048_44691_7024.N1	17-SEP-2010 05:12:59	Tw_i_and_stray	53.000	52	16Bet Cet	2.0370	4500.0	106	44691	No
48	GOM_NL__2PRFIN20100917_052347_000000402093_00048_44691_7025.N1	17-SEP-2010 05:23:47	Bright	39.500	90	54Alp Peg	2.4870	11000.	79	44691	No
49	GOM_NL__2PRFIN20100917_052738_000000382093_00048_44691_7026.N1	17-SEP-2010 05:27:38	Bright	37.500	93	53Bet Peg	2.5200	3100.0	75	44691	No
50	GOM_NL__2PRFIN20100917_052936_000000472093_00048_44691_7027.N1	17-SEP-2010 05:29:36	Bright	47.000	58	21Alp And	2.0730	11000.	94	44691	No
51	GOM_NL__2PRFIN20100917_053750_000000422093_00048_44691_7028.N1	17-SEP-2010 05:37:50	Bright	42.000	74	11Bet Cas	2.2680	6600.0	84	44691	No
52	GOM_NL__2PRFIN20100917_053936_000000432093_00048_44691_7029.N1	17-SEP-2010 05:39:36	Bright	42.500	76	27Gam Cas	2.3000	30000.	85	44691	No
53	GOM_NL__2PRFIN20100917_060213_000000452093_00048_44691_7030.N1	17-SEP-2010 06:02:13	Bright	45.000	24	66Alp Gem	1.5800	10200.	90	44691	No
54	GOM_NL__2PRFIN20100917_061100_000000552093_00048_44691_7031.N1	17-SEP-2010 06:11:00	Dark	55.000	8	10Alp CMi	0.40000	6500.0	110	44691	No
55	GOM_NL__2PRFIN20100917_061825_000000442093_00048_44691_7032.N1	17-SEP-2010 06:18:25	Dark	44.000	132	15Rho Pup	2.8030	6900.0	88	44691	No
56	GOM_NL__2PRFIN20100917_062015_000000652093_00048_44691_7033.N1	17-SEP-2010 06:20:15	Dark	65.000	1	9Alp CMa	-1.4400	11000.	130	44691	No
57	GOM_NL__2PRFIN20100917_062225_000000472093_00048_44691_7034.N1	17-SEP-2010 06:22:25	Dark	47.000	23	21Eps CMa	1.5020	26000.	94	44691	No
58	GOM_NL__2PRFIN20100917_062837_000000572093_00049_44692_7030.N1	17-SEP-2010 06:28:37	Dark	57.000	2	Alp Car	-0.73600	7000.0	114	44692	No
59	GOM_NL__2PRFIN20100917_063851_000000412093_00049_44692_7031.N1	17-SEP-2010 06:38:51	Dark	40.500	143	Alp Hyi	2.8570	7200.0	81	44692	No
60	GOM_NL__2PRFIN20100917_064017_000000522093_00049_44692_7032.N1	17-SEP-2010 06:40:17	Dark	51.500	9	Alp Eri	0.45300	24000.	103	44692	No
61	GOM_NL__2PRFIN20100917_064559_000000462093_00049_44692_7033.N1	17-SEP-2010 06:45:59	Straylight	46.000	84	Alp Phe	2.3970	4500.0	92	44692	No
62	GOM_NL__2PRFIN20100917_065335_000000562093_00049_44692_7034.N1	17-SEP-2010 06:53:35	Tw_i_and_stray	56.000	52	16Bet Cet	2.0370	4500.0	112	44692	No
63	GOM_NL__2PRFIN20100917_070422_000000392093_00049_44692_7035.N1	17-SEP-2010 07:04:22	Bright	39.000	90	54Alp Peg	2.4870	11000.	78	44692	No
64	GOM_NL__2PRFIN20100917_070813_000000392093_00049_44692_7036.N1	17-SEP-2010 07:08:13	Bright	38.500	93	53Bet Peg	2.5200	3100.0	77	44692	No
65	GOM_NL__2PRFIN20100917_071012_000000482093_00049_44692_7037.N1	17-SEP-2010 07:10:12	Bright	48.000	58	21Alp And	2.0730	11000.	96	44692	No
66	GOM_NL__2PRFIN20100917_071826_000000412093_00049_44692_7038.N1	17-SEP-2010 07:18:26	Bright	40.500	74	11Bet Cas	2.2680	6600.0	81	44692	No
67	GOM_NL__2PRFIN20100917_072012_000000432093_00049_44692_7039.N1	17-SEP-2010 07:20:12	Bright	42.500	76	27Gam Cas	2.3000	30000.	85	44692	No
68	GOM_NL__2PRFIN20100917_074249_000000452093_00049_44692_7040.N1	17-SEP-2010 07:42:49	Bright	45.000	24	66Alp Gem	1.5800	10200.	90	44692	No
69	GOM_NL__2PRFIN20100917_075137_000000482093_00049_44692_7041.N1	17-SEP-2010 07:51:37	Dark	47.500	8	10Alp CMi	0.40000	6500.0	95	44692	No
70	GOM_NL__2PRFIN20100917_075902_000000392093_00049_44692_7042.N1	17-SEP-2010 07:59:02	Dark	38.500	132	15Rho Pup	2.8030	6900.0	77	44692	No
71	GOM_NL__2PRFIN20100917_080052_000000602093_00049_44692_7043.N1	17-SEP-2010 08:00:52	Dark	59.500	1	9Alp CMa	-1.4400	11000.	119	44692	No
72	GOM_NL__2PRFIN20100917_080302_000000472093_00049_44692_7044.N1	17-SEP-2010 08:03:02	Dark	47.000	23	21Eps CMa	1.5020	26000.	94	44692	No
73	GOM_NL__2PRFIN20100917_080914_000000482093_00050_44693_7057.N1	17-SEP-2010 08:09:14	Dark	48.000	2	Alp Car	-0.73600	7000.0	96	44693	No
74	GOM_NL__2PRFIN20100917_081927_000000422093_00050_44693_7058.N1	17-SEP-2010 08:19:27	Dark	42.000	143	Alp Hyi	2.8570	7200.0	84	44693	No
75	GOM_NL__2PRFIN20100917_082053_000000552093_00050_44693_7059.N1	17-SEP-2010 08:20:53	Dark	55.000	9	Alp Eri	0.45300	24000.	110	44693	No
76	GOM_NL__2PRFIN20100917_082635_000000452093_00050_44693_7060.N1	17-SEP-2010 08:26:35	Straylight	45.000	84	Alp Phe	2.3970	4500.0	90	44693	No
77	GOM_NL__2PRFIN20100917_083411_000000582093_00050_44693_7061.N1	17-SEP-2010 08:34:11	Tw_i_and_stray	57.500	52	16Bet Cet	2.0370	4500.0	115	44693	No
78	GOM_NL__2PRFIN20100917_084458_000000402093_00050_44693_7062.N1	17-SEP-2010 08:44:58	Bright	40.000	90	54Alp Peg	2.4870	11000.	80	44693	No
79	GOM_NL__2PRFIN20100917_084849_000000392093_00050_44693_7063.N1	17-SEP-2010 08:48:49	Bright	39.000	93	53Bet Peg	2.5200	3100.0	78	44693	No
80	GOM_NL__2PRFIN20100917_085047_000000482093_00050_44693_7064.N1	17-SEP-2010 08:50:47	Bright	48.000	58	21Alp And	2.0730	11000.	96	44693	No
81	GOM_NL__2PRFIN20100917_085901_000000402093_00050_44693_7065.N1	17-SEP-2010 08:59:01	Bright	39.500	74	11Bet Cas	2.2680	6600.0	79	44693	No
82	GOM_NL__2PRFIN20100917_090047_000000402093_00050_44693_7066.N1	17-SEP-2010 09:00:47	Bright	40.000	76	27Gam Cas	2.3000	30000.	80	44693	No
83	GOM_NL__2PRFIN20100917_092325_000000432093_00050_44693_7067.N1	17-SEP-2010 09:23:25	Bright	42.500	24	66Alp Gem	1.5800	10200.	85	44693	No
84	GOM_NL__2PRFIN20100917_093213_000000582093_00050_44693_7068.N1	17-SEP-2010 09:32:13	Dark	57.500	8	10Alp CMi	0.40000	6500.0	115	44693	No
85	GOM_NL__2PRFIN20100917_093938_000000412093_00050_44693_7069.N1	17-SEP-2010 09:39:38	Dark	41.000	132	15Rho Pup	2.8030	6900.0	82	44693	No
86	GOM_NL__2PRFIN20100917_094129_000000602093_00050_44693_7070.N1	17-SEP-2010 09:41:29	Dark	60.000	1	9Alp CMa	-1.4400	11000.	120	44693	No
87	GOM_NL__2PRFIN20100917_094338_000000472093_00050_44693_7071.N1	17-SEP-2010 09:43:38	Dark	46.500	23	21Eps CMa	1.5020	26000.	93	44693	No
88	GOM_NL__2PRFIN20100917_094950_000000502093_00051_44694_7083.N1	17-SEP-2010 09:49:50	Dark	50.000	2	Alp Car	-0.73600	7000.0	100	44694	No
89	GOM_NL__2PRFIN20100917_100004_000000412093_00051_44694_7084.N1	17-SEP-2010 10:00:04	Dark	40.500	143	Alp Hyi	2.8570	7200.0	81	44694	No
90	GOM_NL__2PRFIN20100917_100129_000000442093_00051_44694_7085.N1	17-SEP-2010 10:01:29	Dark	43.500	9	Alp Eri	0.45300	24000.	87	44694	No
91	GOM_NL__2PRFIN20100917_100712_000000492093_00051_44694_7086.N1	17-SEP-2010 10:07:12	Straylight	48.500	84	Alp Phe	2.3970	4500.0	97	44694	No
92	GOM_NL__2PRFIN20100917_101447_000000592093_00051_44694_7087.N1	17-SEP-2010 10:14:47	Tw_i_and_stray	59.000	52	16Bet Cet	2.0370	4500.0	118	44694	No
93	GOM_NL__2PRFIN20100917_102534_000000402093_00051_44694_7088.N1	17-SEP-2010 10:25:34	Bright	39.500	90	54Alp Peg	2.4870	11000.	79	44694	No
94	GOM_NL__2PRFIN20100917_102924_000000422093_00051_44694_7089.N1	17-SEP-2010 10:29:24	Bright	42.000	93	53Bet Peg	2.5200	3100.0	84	44694	No
95	GOM_NL__2PRFIN20100917_103122_000000462093_00051_44694_7090.N1	17-SEP-2010 10:31:22	Bright	46.000	58	21Alp And	2.0730	11000.	92	44694	No
96	GOM_NL__2PRFIN20100917_103937_000000422093_00051_44694_7091.N1	17-SEP-2010 10:39:37	Bright	41.500	74	11Bet Cas	2.2680	6600.0	83	44694	No
97	GOM_NL__2PRFIN20100917_104122_000000432093_00051_44694_7092.N1	17-SEP-2010 10:41:22	Bright	43.000	76	27Gam Cas	2.3000	30000.	86	44694	No
98	GOM_NL__2PRFIN20100917_110401_000000452093_00051_44694_7093.N1	17-SEP-2010 11:04:01	Bright	44.500	24	66Alp Gem	1.5800	10200.	89	44694	No
99	GOM_NL__2PRFIN20100917_111250_000000532093_00051_44694_7094.N1	17-SEP-2010 11:12:50	Dark	52.500	8	10Alp CMi	0.40000	6500.0	105	44694	No
100	GOM_NL__2PRFIN20100917_112014_000000412093_00051_44694_7095.N1	17-SEP-2010 11:20:14	Dark	40.500	132	15Rho Pup	2.8030	6900.0	81	44694	No
101	GOM_NL__2PRFIN20100917_112206_000000612093_00051_44694_7096.N1	17-SEP-2010 11:22:06	Dark	60.500	1	9Alp CMa	-1.4400	11000.	121	44694	No

102	GOM_NL__2PRFIN20100917_112415_000000502093_00051_44694_7097.N1	17-SEP-2010 11:24:15	Dark	49.500	23	21Eps CMa	1.5020	26000.	99	44694	No
103	GOM_NL__2PRFIN20100917_113027_000000562093_00052_44695_7168.N1	17-SEP-2010 11:30:27	Dark	56.000	2	Alp Car	-0.73600	7000.0	112	44695	No
104	GOM_NL__2PRFIN20100917_114040_000000412093_00052_44695_7169.N1	17-SEP-2010 11:40:40	Dark	40.500	143	Alp Hyi	2.8570	7200.0	81	44695	No
105	GOM_NL__2PRFIN20100917_114206_000000462093_00052_44695_7170.N1	17-SEP-2010 11:42:06	Dark	46.000	9	Alp Eri	0.45300	24000.	92	44695	No
106	GOM_NL__2PRFIN20100917_114748_000000462093_00052_44695_7171.N1	17-SEP-2010 11:47:48	Straylight	46.000	84	Alp Phe	2.3970	4500.0	92	44695	No
107	GOM_NL__2PRFIN20100917_115523_000000572093_00052_44695_7172.N1	17-SEP-2010 11:55:23	Tw_i_and_stray	56.500	52	16Bet Cet	2.0370	4500.0	113	44695	No
108	GOM_NL__2PRFIN20100917_120609_000000392093_00052_44695_7173.N1	17-SEP-2010 12:06:09	Bright	39.000	90	54Alp Peg	2.4870	11000.	78	44695	No
109	GOM_NL__2PRFIN20100917_121000_000000382093_00052_44695_7174.N1	17-SEP-2010 12:10:00	Bright	38.000	93	53Bet Peg	2.5200	3100.0	76	44695	No
110	GOM_NL__2PRFIN20100917_121157_000000492093_00052_44695_7175.N1	17-SEP-2010 12:11:57	Bright	48.500	58	21Alp And	2.0730	11000.	97	44695	No
111	GOM_NL__2PRFIN20100917_122012_000000372093_00052_44695_7176.N1	17-SEP-2010 12:20:12	Bright	37.000	74	11Bet Cas	2.2680	6600.0	74	44695	No
112	GOM_NL__2PRFIN20100917_122158_000000442093_00052_44695_7177.N1	17-SEP-2010 12:21:58	Bright	44.000	76	27Gam Cas	2.3000	30000.	88	44695	No
113	GOM_NL__2PRFIN20100917_124437_000000452093_00052_44695_7178.N1	17-SEP-2010 12:44:37	Bright	45.000	24	66Alp Gem	1.5800	10200.	90	44695	No
114	GOM_NL__2PRFIN20100917_125326_000000572093_00052_44695_7179.N1	17-SEP-2010 12:53:26	Dark	57.000	8	10Alp CMi	0.40000	6500.0	114	44695	No
115	GOM_NL__2PRFIN20100917_130051_000000432093_00052_44695_7180.N1	17-SEP-2010 13:00:51	Dark	42.500	132	15Rho Pup	2.8030	6900.0	85	44695	No
116	GOM_NL__2PRFIN20100917_130243_000000692093_00052_44695_7181.N1	17-SEP-2010 13:02:43	Dark	69.000	1	9Alp CMa	-1.4400	11000.	138	44695	No
117	GOM_NL__2PRFIN20100917_130452_000000512093_00052_44695_7182.N1	17-SEP-2010 13:04:52	Dark	51.000	23	21Eps CMa	1.5020	26000.	102	44695	No
118	GOM_NL__2PRFIN20100917_131104_000000552093_00053_44696_7213.N1	17-SEP-2010 13:11:04	Dark	54.500	2	Alp Car	-0.73600	7000.0	109	44696	No
119	GOM_NL__2PRFIN20100917_132117_000000392093_00053_44696_7214.N1	17-SEP-2010 13:21:17	Dark	38.500	143	Alp Hyi	2.8570	7200.0	77	44696	No
120	GOM_NL__2PRFIN20100917_132242_000000442093_00053_44696_7215.N1	17-SEP-2010 13:22:42	Dark	43.500	9	Alp Eri	0.45300	24000.	87	44696	No
121	GOM_NL__2PRFIN20100917_132824_000000502093_00053_44696_7216.N1	17-SEP-2010 13:28:24	Straylight	49.500	84	Alp Phe	2.3970	4500.0	99	44696	No
122	GOM_NL__2PRFIN20100917_133559_000000592093_00053_44696_7217.N1	17-SEP-2010 13:35:59	Tw_i_and_stray	59.000	52	16Bet Cet	2.0370	4500.0	118	44696	No
123	GOM_NL__2PRFIN20100917_134645_000000402093_00053_44696_7218.N1	17-SEP-2010 13:46:45	Bright	39.500	90	54Alp Peg	2.4870	11000.	79	44696	No
124	GOM_NL__2PRFIN20100917_135036_000000412093_00053_44696_7219.N1	17-SEP-2010 13:50:36	Bright	40.500	93	53Bet Peg	2.5200	3100.0	81	44696	No
125	GOM_NL__2PRFIN20100917_135233_000000482093_00053_44696_7220.N1	17-SEP-2010 13:52:33	Bright	47.500	58	21Alp And	2.0730	11000.	95	44696	No
126	GOM_NL__2PRFIN20100917_140048_000000422093_00053_44696_7221.N1	17-SEP-2010 14:00:48	Bright	42.000	74	11Bet Cas	2.2680	6600.0	84	44696	No
127	GOM_NL__2PRFIN20100917_140233_000000452093_00053_44696_7222.N1	17-SEP-2010 14:02:33	Bright	44.500	76	27Gam Cas	2.3000	30000.	89	44696	No
128	GOM_NL__2PRFIN20100917_142513_000000452093_00053_44696_7223.N1	17-SEP-2010 14:25:13	Bright	45.000	24	66Alp Gem	1.5800	10200.	90	44696	No
129	GOM_NL__2PRFIN20100917_143403_000000502093_00053_44696_7224.N1	17-SEP-2010 14:34:03	Dark	50.000	8	10Alp CMi	0.40000	6500.0	100	44696	No
130	GOM_NL__2PRFIN20100917_144127_000000402093_00053_44696_7225.N1	17-SEP-2010 14:41:27	Dark	40.000	132	15Rho Pup	2.8030	6900.0	80	44696	No
131	GOM_NL__2PRFIN20100917_144320_000000572093_00053_44696_7226.N1	17-SEP-2010 14:43:20	Dark	57.000	1	9Alp CMa	-1.4400	11000.	114	44696	No
132	GOM_NL__2PRFIN20100917_144528_000000492093_00053_44696_7227.N1	17-SEP-2010 14:45:28	Dark	48.500	23	21Eps CMa	1.5020	26000.	97	44696	No
133	GOM_NL__2PRFIN20100917_145140_000000562093_00054_44697_7243.N1	17-SEP-2010 14:51:40	Dark	55.500	2	Alp Car	-0.73600	7000.0	111	44697	No
134	GOM_NL__2PRFIN20100917_150153_000000382093_00054_44697_7244.N1	17-SEP-2010 15:01:53	Dark	38.000	143	Alp Hyi	2.8570	7200.0	76	44697	No
135	GOM_NL__2PRFIN20100917_150319_000000442093_00054_44697_7245.N1	17-SEP-2010 15:03:19	Dark	44.000	9	Alp Eri	0.45300	24000.	88	44697	No
136	GOM_NL__2PRFIN20100917_150900_000000482093_00054_44697_7246.N1	17-SEP-2010 15:09:00	Straylight	48.000	84	Alp Phe	2.3970	4500.0	96	44697	No
137	GOM_NL__2PRFIN20100917_151635_000000612093_00054_44697_7247.N1	17-SEP-2010 15:16:35	Tw_i_and_stray	60.500	52	16Bet Cet	2.0370	4500.0	121	44697	No
138	GOM_NL__2PRFIN20100917_152721_000000402093_00054_44697_7248.N1	17-SEP-2010 15:27:21	Bright	40.000	90	54Alp Peg	2.4870	11000.	80	44697	No
139	GOM_NL__2PRFIN20100917_153112_000000392093_00054_44697_7249.N1	17-SEP-2010 15:31:12	Bright	38.500	93	53Bet Peg	2.5200	3100.0	77	44697	No
140	GOM_NL__2PRFIN20100917_153308_000000472093_00054_44697_7250.N1	17-SEP-2010 15:33:08	Bright	47.000	58	21Alp And	2.0730	11000.	94	44697	No
141	GOM_NL__2PRFIN20100917_154123_000000412093_00054_44697_7251.N1	17-SEP-2010 15:41:23	Bright	40.500	74	11Bet Cas	2.2680	6600.0	81	44697	No
142	GOM_NL__2PRFIN20100917_154309_000000392093_00054_44697_7252.N1	17-SEP-2010 15:43:09	Bright	39.000	76	27Gam Cas	2.3000	30000.	78	44697	No
143	GOM_NL__2PRFIN20100917_160549_000000452093_00054_44697_7253.N1	17-SEP-2010 16:05:49	Bright	44.500	24	66Alp Gem	1.5800	10200.	89	44697	No
144	GOM_NL__2PRFIN20100917_161439_000000542093_00054_44697_7254.N1	17-SEP-2010 16:14:39	Dark	53.500	8	10Alp CMi	0.40000	6500.0	107	44697	No
145	GOM_NL__2PRFIN20100917_162204_000000442093_00054_44697_7255.N1	17-SEP-2010 16:22:04	Dark	43.500	132	15Rho Pup	2.8030	6900.0	87	44697	No
146	GOM_NL__2PRFIN20100917_162357_000000602093_00054_44697_7256.N1	17-SEP-2010 16:23:57	Dark	60.000	1	9Alp CMa	-1.4400	11000.	120	44697	No
147	GOM_NL__2PRFIN20100917_162605_000000502093_00054_44697_7257.N1	17-SEP-2010 16:26:05	Dark	49.500	23	21Eps CMa	1.5020	26000.	99	44697	No
148	GOM_NL__2PRFIN20100917_163217_000000462093_00055_44698_7278.N1	17-SEP-2010 16:32:17	Dark	46.000	2	Alp Car	-0.73600	7000.0	92	44698	No
149	GOM_NL__2PRFIN20100917_164229_000000412093_00055_44698_7279.N1	17-SEP-2010 16:42:29	Dark	40.500	143	Alp Hyi	2.8570	7200.0	81	44698	No
150	GOM_NL__2PRFIN20100917_164355_000000432093_00055_44698_7280.N1	17-SEP-2010 16:43:55	Dark	42.500	9	Alp Eri	0.45300	24000.	85	44698	No
151	GOM_NL__2PRFIN20100917_164937_000000482093_00055_44698_7281.N1	17-SEP-2010 16:49:37	Straylight	48.000	84	Alp Phe	2.3970	4500.0	96	44698	No
152	GOM_NL__2PRFIN20100917_165711_000000592093_00055_44698_7282.N1	17-SEP-2010 16:57:11	Tw_i_and_stray	59.000	52	16Bet Cet	2.0370	4500.0	118	44698	No
153	GOM_NL__2PRFIN20100917_170757_000000402093_00055_44698_7283.N1	17-SEP-2010 17:07:57	Bright	39.500	90	54Alp Peg	2.4870	11000.	79	44698	No
154	GOM_NL__2PRFIN20100917_171147_000000422093_00055_44698_7284.N1	17-SEP-2010 17:11:47	Bright	41.500	93	53Bet Peg	2.5200	3100.0	83	44698	No
155	GOM_NL__2PRFIN20100917_171343_000000452093_00055_44698_7285.N1	17-SEP-2010 17:13:43	Bright	45.000	58	21Alp And	2.0730	11000.	90	44698	No
156	GOM_NL__2PRFIN20100917_172159_000000412093_00055_44698_7286.N1	17-SEP-2010 17:21:59	Bright	40.500	74	11Bet Cas	2.2680	6600.0	81	44698	No
157	GOM_NL__2PRFIN20100917_172344_000000432093_00055_44698_7287.N1	17-SEP-2010 17:23:44	Bright	43.000	76	27Gam Cas	2.3000	30000.	86	44698	No
158	GOM_NL__2PRFIN20100917_174625_000000462093_00055_44698_7288.N1	17-SEP-2010 17:46:25	Bright	45.500	24	66Alp Gem	1.5800	10200.	91	44698	No
159	GOM_NL__2PRFIN20100917_175516_000000552093_00055_44698_7289.N1	17-SEP-2010 17:55:16	Dark	54.500	8	10Alp CMi	0.40000	6500.0	109	44698	No
160	GOM_NL__2PRFIN20100917_180240_000000382093_00055_44698_7290.N1	17-SEP-2010 18:02:40	Dark	37.500	132	15Rho Pup	2.8030	6900.0	75	44698	No

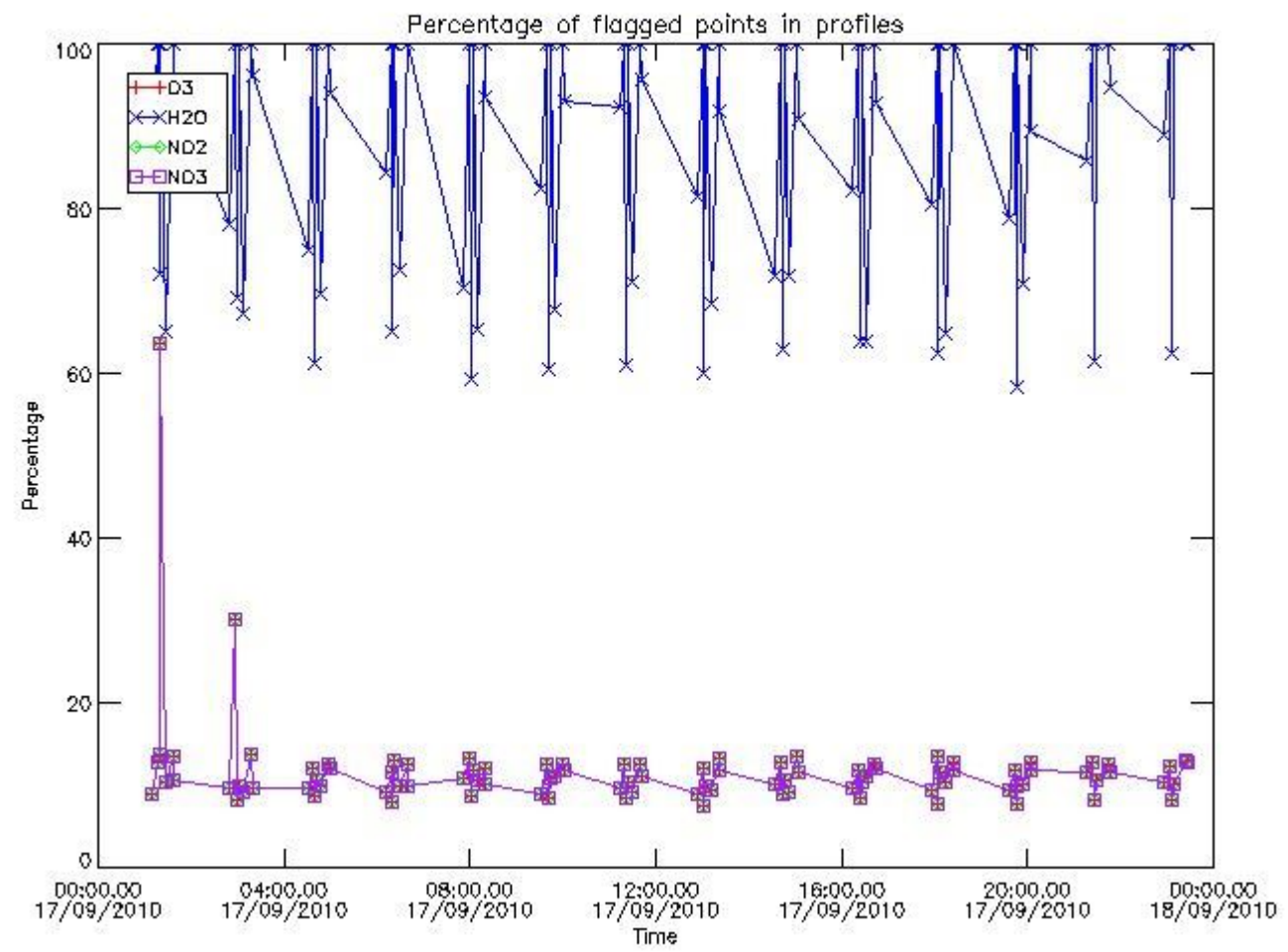
161	GOM_NL__2PRFIN20100917_180434_000000672093_00055_44698_7291.N1	17-SEP-2010 18:04:34	Dark	67.000	1	9Alp CMa	-1.4400	11000.	134	44698	No
162	GOM_NL__2PRFIN20100917_180642_000000452093_00055_44698_7292.N1	17-SEP-2010 18:06:42	Dark	44.500	23	21Eps CMa	1.5020	26000.	89	44698	No
163	GOM_NL__2PRFIN20100917_181253_000000552093_00056_44699_7327.N1	17-SEP-2010 18:12:53	Dark	54.500	2	Alp Car	-0.73600	7000.0	109	44699	No
164	GOM_NL__2PRFIN20100917_182306_000000402093_00056_44699_7328.N1	17-SEP-2010 18:23:06	Dark	40.000	143	Alp Hyi	2.8570	7200.0	80	44699	No
165	GOM_NL__2PRFIN20100917_182432_000000432093_00056_44699_7329.N1	17-SEP-2010 18:24:32	Dark	42.500	9	Alp Eri	0.45300	24000.	85	44699	No
166	GOM_NL__2PRFIN20100917_183013_000000462093_00056_44699_7330.N1	17-SEP-2010 18:30:13	Straylight	45.500	84	Alp Phe	2.3970	4500.0	91	44699	No
167	GOM_NL__2PRFIN20100917_183747_000000582093_00056_44699_7331.N1	17-SEP-2010 18:37:47	Tw_i_and_stray	58.000	52	16Bet Cet	2.0370	4500.0	116	44699	No
168	GOM_NL__2PRFIN20100917_184833_000000392093_00056_44699_7332.N1	17-SEP-2010 18:48:33	Bright	39.000	90	54Alp Peg	2.4870	11000.	78	44699	No
169	GOM_NL__2PRFIN20100917_185223_000000382093_00056_44699_7333.N1	17-SEP-2010 18:52:23	Bright	38.000	93	53Bet Peg	2.5200	3100.0	76	44699	No
170	GOM_NL__2PRFIN20100917_185418_000000462093_00056_44699_7334.N1	17-SEP-2010 18:54:18	Bright	45.500	58	21Alp And	2.0730	11000.	91	44699	No
171	GOM_NL__2PRFIN20100917_190234_000000422093_00056_44699_7335.N1	17-SEP-2010 19:02:34	Bright	41.500	74	11Bet Cas	2.2680	6600.0	83	44699	No
172	GOM_NL__2PRFIN20100917_190419_000000432093_00056_44699_7336.N1	17-SEP-2010 19:04:19	Bright	43.000	76	27Gam Cas	2.3000	30000.	86	44699	No
173	GOM_NL__2PRFIN20100917_192701_000000542093_00056_44699_7337.N1	17-SEP-2010 19:27:01	Bright	54.000	24	66Alp Gem	1.5800	10200.	108	44699	No
174	GOM_NL__2PRFIN20100917_193552_000000552093_00056_44699_7338.N1	17-SEP-2010 19:35:52	Dark	54.500	8	10Alp CMi	0.40000	6500.0	109	44699	No
175	GOM_NL__2PRFIN20100917_194317_000000442093_00056_44699_7339.N1	17-SEP-2010 19:43:17	Dark	43.500	132	15Rho Pup	2.8030	6900.0	87	44699	No
176	GOM_NL__2PRFIN20100917_194512_000000672093_00056_44699_7340.N1	17-SEP-2010 19:45:12	Dark	66.500	1	9Alp CMa	-1.4400	11000.	133	44699	No
177	GOM_NL__2PRFIN20100917_194719_000000522093_00056_44699_7341.N1	17-SEP-2010 19:47:19	Dark	52.000	23	21Eps CMa	1.5020	26000.	104	44699	No
178	GOM_NL__2PRFIN20100917_195330_000000562093_00057_44700_7359.N1	17-SEP-2010 19:53:30	Dark	55.500	2	Alp Car	-0.73600	7000.0	111	44700	No
179	GOM_NL__2PRFIN20100917_200342_000000402093_00057_44700_7360.N1	17-SEP-2010 20:03:42	Dark	40.000	143	Alp Hyi	2.8570	7200.0	80	44700	No
180	GOM_NL__2PRFIN20100917_200508_000000432093_00057_44700_7361.N1	17-SEP-2010 20:05:08	Dark	42.500	9	Alp Eri	0.45300	24000.	85	44700	No
181	GOM_NL__2PRFIN20100917_201050_000000452093_00057_44700_7362.N1	17-SEP-2010 20:10:50	Straylight	45.000	84	Alp Phe	2.3970	4500.0	90	44700	No
182	GOM_NL__2PRFIN20100917_201823_000000592093_00057_44700_7363.N1	17-SEP-2010 20:18:23	Tw_i_and_stray	58.500	52	16Bet Cet	2.0370	4500.0	117	44700	No
183	GOM_NL__2PRFIN20100917_202908_000000402093_00057_44700_7364.N1	17-SEP-2010 20:29:08	Bright	39.500	90	54Alp Peg	2.4870	11000.	79	44700	No
184	GOM_NL__2PRFIN20100917_203259_000000392093_00057_44700_7365.N1	17-SEP-2010 20:32:59	Bright	39.000	93	53Bet Peg	2.5200	3100.0	78	44700	No
185	GOM_NL__2PRFIN20100917_203454_000000472093_00057_44700_7366.N1	17-SEP-2010 20:34:54	Bright	46.500	58	21Alp And	2.0730	11000.	93	44700	No
186	GOM_NL__2PRFIN20100917_204310_000000442093_00057_44700_7367.N1	17-SEP-2010 20:43:10	Bright	44.000	74	11Bet Cas	2.2680	6600.0	88	44700	No
187	GOM_NL__2PRFIN20100917_204455_000000432093_00057_44700_7368.N1	17-SEP-2010 20:44:55	Bright	43.000	76	27Gam Cas	2.3000	30000.	86	44700	No
188	GOM_NL__2PRFIN20100917_210738_000000642093_00057_44700_7369.N1	17-SEP-2010 21:07:38	Bright	64.000	24	66Alp Gem	1.5800	10200.	128	44700	No
189	GOM_NL__2PRFIN20100917_211629_000000532093_00057_44700_7370.N1	17-SEP-2010 21:16:29	Dark	52.500	8	10Alp CMi	0.40000	6500.0	105	44700	No
190	GOM_NL__2PRFIN20100917_212353_000000442093_00057_44700_7371.N1	17-SEP-2010 21:23:53	Dark	43.500	132	15Rho Pup	2.8030	6900.0	87	44700	No
191	GOM_NL__2PRFIN20100917_212549_000000632093_00057_44700_7372.N1	17-SEP-2010 21:25:49	Dark	62.500	1	9Alp CMa	-1.4400	11000.	125	44700	No
192	GOM_NL__2PRFIN20100917_212756_000000492093_00057_44700_7373.N1	17-SEP-2010 21:27:56	Dark	48.500	23	21Eps CMa	1.5020	26000.	97	44700	No
193	GOM_NL__2PRFIN20100917_214418_000000412093_00058_44701_7374.N1	17-SEP-2010 21:44:18	Dark	40.500	143	Alp Hyi	2.8570	7200.0	81	44701	No
194	GOM_NL__2PRFIN20100917_214544_000000482093_00058_44701_7375.N1	17-SEP-2010 21:45:44	Dark	48.000	9	Alp Eri	0.45300	24000.	96	44701	No
195	GOM_NL__2PRFIN20100917_215126_000000432093_00058_44701_7376.N1	17-SEP-2010 21:51:26	Straylight	43.000	84	Alp Phe	2.3970	4500.0	86	44701	No
196	GOM_NL__2PRFIN20100917_215859_000000582093_00058_44701_7377.N1	17-SEP-2010 21:58:59	Tw_i_and_stray	58.000	52	16Bet Cet	2.0370	4500.0	116	44701	No
197	GOM_NL__2PRFIN20100917_220944_000000392093_00058_44701_7378.N1	17-SEP-2010 22:09:44	Bright	38.500	90	54Alp Peg	2.4870	11000.	77	44701	No
198	GOM_NL__2PRFIN20100917_221334_000000382093_00058_44701_7379.N1	17-SEP-2010 22:13:34	Bright	37.500	93	53Bet Peg	2.5200	3100.0	75	44701	No
199	GOM_NL__2PRFIN20100917_221529_000000442093_00058_44701_7380.N1	17-SEP-2010 22:15:29	Bright	44.000	58	21Alp And	2.0730	11000.	88	44701	No
200	GOM_NL__2PRFIN20100917_222345_000000432093_00058_44701_7381.N1	17-SEP-2010 22:23:45	Bright	43.000	74	11Bet Cas	2.2680	6600.0	86	44701	No
201	GOM_NL__2PRFIN20100917_222530_000000432093_00058_44701_7382.N1	17-SEP-2010 22:25:30	Bright	43.000	76	27Gam Cas	2.3000	30000.	86	44701	No
202	GOM_NL__2PRFIN20100917_224813_000000452093_00058_44701_7383.N1	17-SEP-2010 22:48:13	Bright	44.500	24	66Alp Gem	1.5800	10200.	89	44701	No
203	GOM_NL__2PRFIN20100917_225705_000000592093_00058_44701_7384.N1	17-SEP-2010 22:57:05	Dark	59.000	8	10Alp CMi	0.40000	6500.0	118	44701	No
204	GOM_NL__2PRFIN20100917_230430_000000422093_00058_44701_7385.N1	17-SEP-2010 23:04:30	Dark	41.500	132	15Rho Pup	2.8030	6900.0	83	44701	No
205	GOM_NL__2PRFIN20100917_230626_000000632093_00058_44701_7386.N1	17-SEP-2010 23:06:26	Dark	63.000	1	9Alp CMa	-1.4400	11000.	126	44701	No
206	GOM_NL__2PRFIN20100917_230833_000000512093_00058_44701_7387.N1	17-SEP-2010 23:08:33	Dark	50.500	23	21Eps CMa	1.5020	26000.	101	44701	No
207	GOM_NL__2PRFIN20100917_232455_000000392093_00059_44702_7387.N1	17-SEP-2010 23:24:55	Dark	39.000	143	Alp Hyi	2.8570	7200.0	78	44702	No
208	GOM_NL__2PRFIN20100917_232621_000000442093_00059_44702_7388.N1	17-SEP-2010 23:26:21	Dark	44.000	9	Alp Eri	0.45300	24000.	88	44702	No
209	GOM_NL__2PRFIN20100917_233202_000000532093_00059_44702_7389.N1	17-SEP-2010 23:32:02	Straylight	53.000	84	Alp Phe	2.3970	4500.0	106	44702	No
210	GOM_NL__2PRFIN20100917_233936_000000592093_00059_44702_7390.N1	17-SEP-2010 23:39:36	Tw_i_and_stray	59.000	52	16Bet Cet	2.0370	4500.0	118	44702	No
211	GOM_NL__2PRFIN20100917_235020_000000402093_00059_44702_7391.N1	17-SEP-2010 23:50:20	Bright	39.500	90	54Alp Peg	2.4870	11000.	79	44702	No
212	GOM_NL__2PRFIN20100917_235410_000000422093_00059_44702_7392.N1	17-SEP-2010 23:54:10	Bright	42.000	93	53Bet Peg	2.5200	3100.0	84	44702	No
213	GOM_NL__2PRFIN20100917_235604_000000472093_00059_44702_7393.N1	17-SEP-2010 23:56:04	Bright	47.000	58	21Alp And	2.0730	11000.	94	44702	No

3. Quality information per product

In this section it is plotted some information contained in the Quality Summary data set of the level 2 products. Only products in dark limb conditions and without errors (error flag in


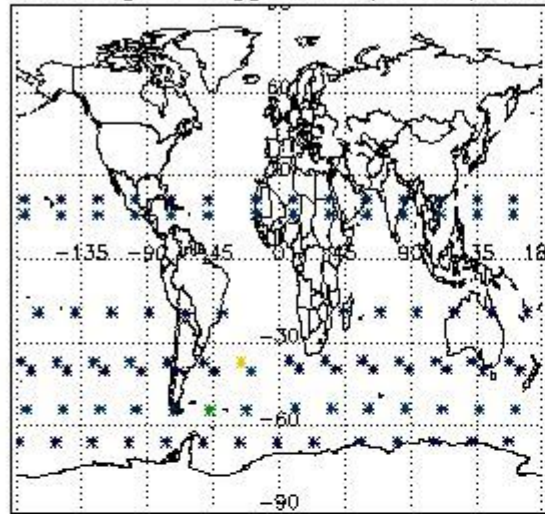
the MPH set to "0") are used.

3.1 Plot quality information per product (time dependant)

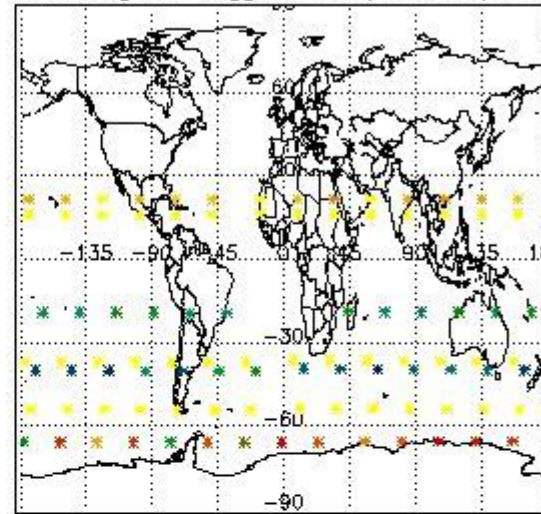


3.2 Plot quality information per product (world map)

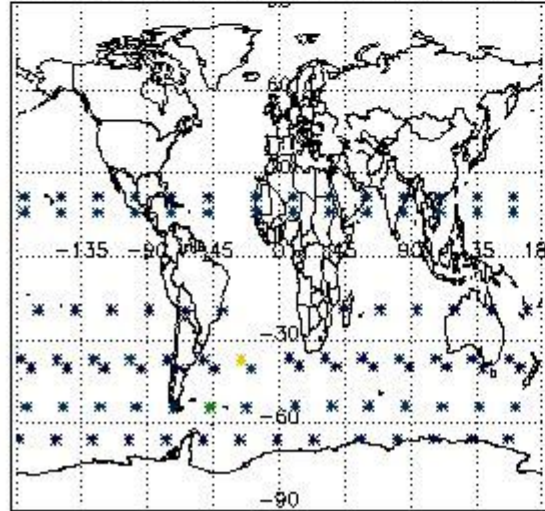
Percentage of flagged data per O3 profile



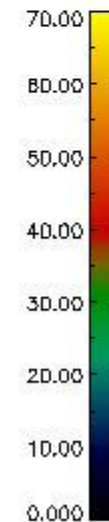
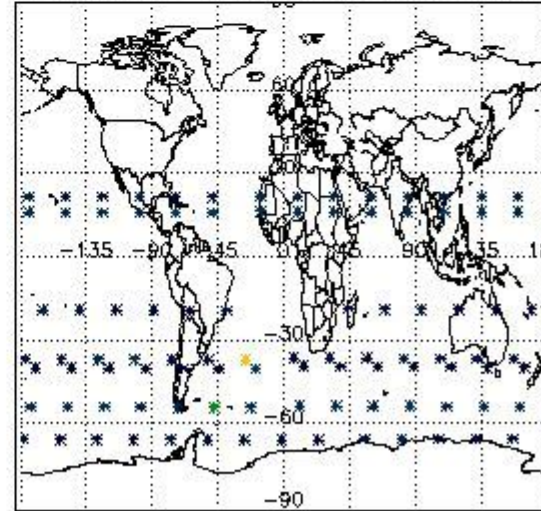
Percentage of flagged data per H2O profile



Percentage of flagged data per NO2 profile



Percentage of flagged data per NO3 profile

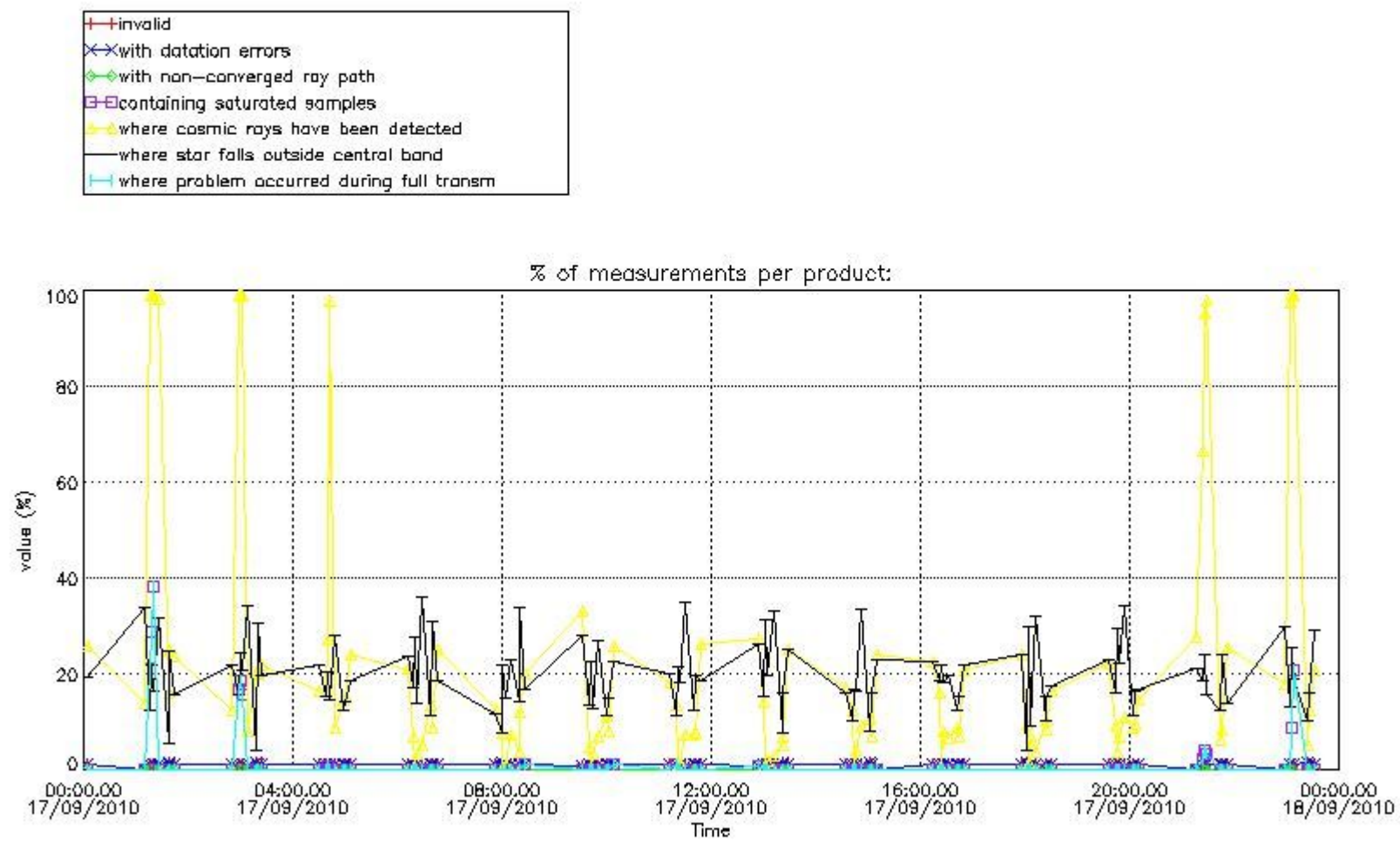


4. Level 1 quality information per product

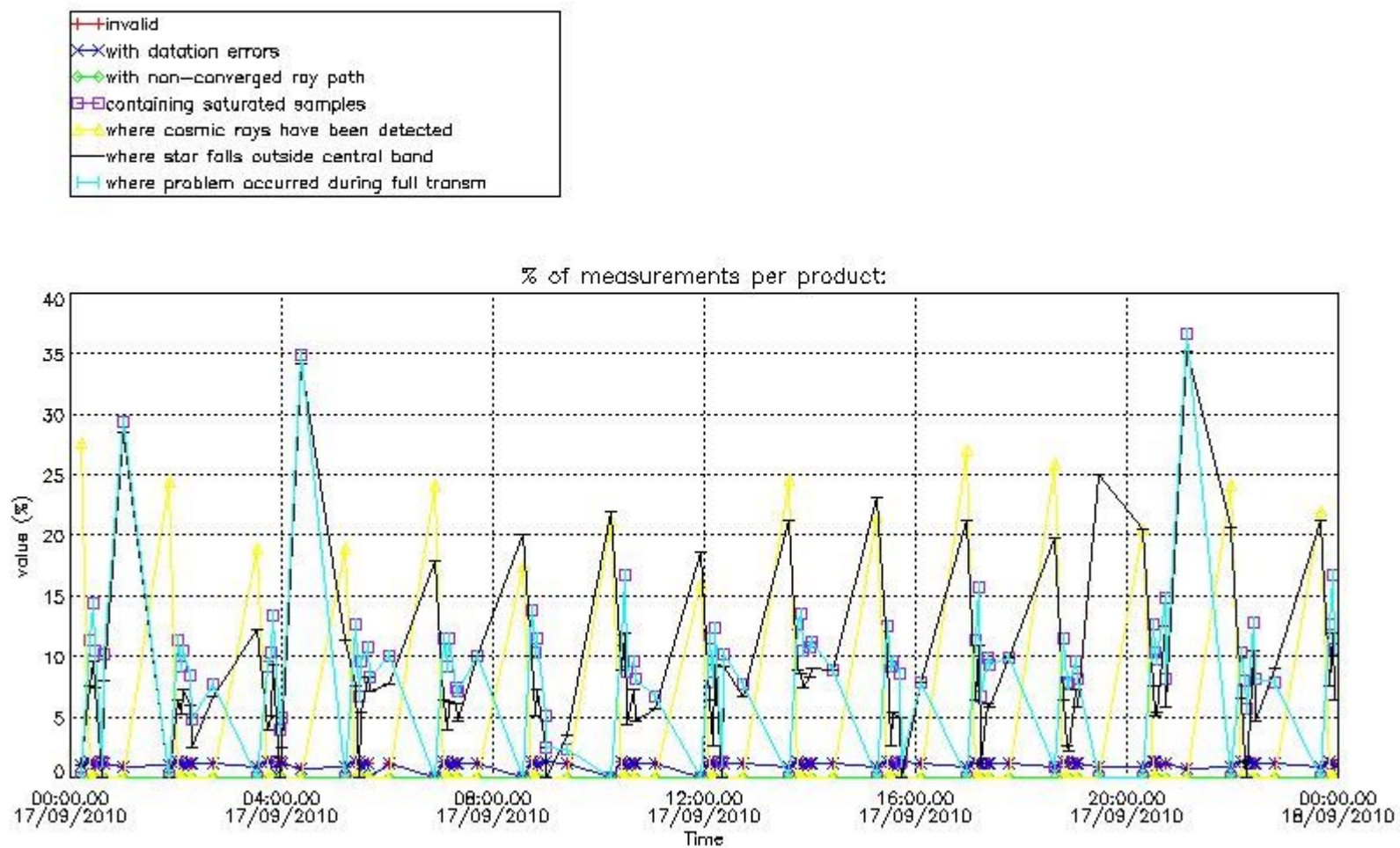
In this section it is plotted some information contained in the Quality Summary data set of the level 2 products that comes from the level 1b processing. Products without errors (error flag in the MPH set to "0") are used.

4.1 Plot quality information per product (time dependant) coming from level 1b processing

4.1.1 Plot level 1 quality information per product (time dependant): ENVISAT ASCENDING passes



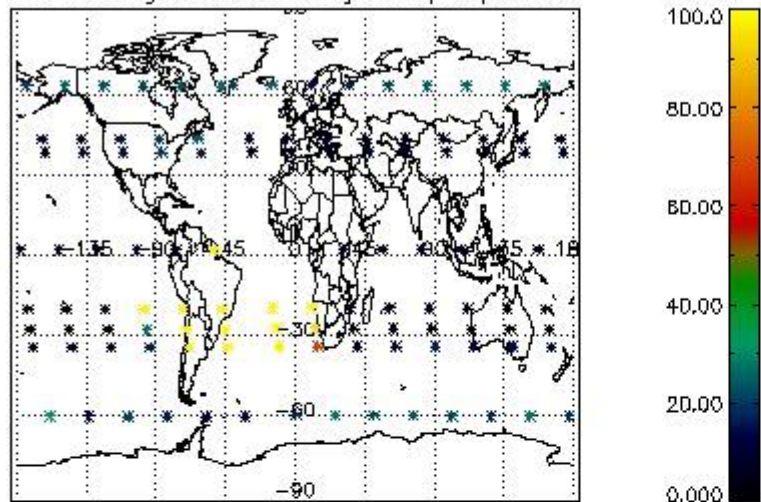
4.1.2 Plot level 1 quality information per product (time dependant): ENVI SAT DESCENDING passes



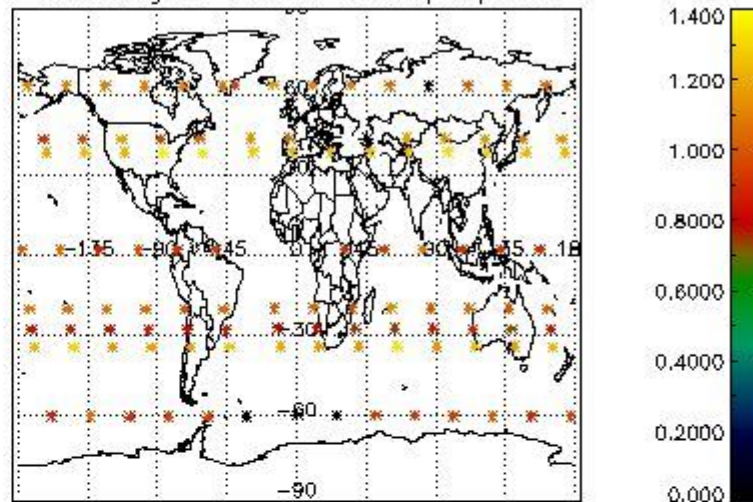
4.2 Plot quality information per product coming from level 1b processing (world map)

4.2.1 Plot level 1 quality information per product (world map): ENVISAT ASCENDING passes

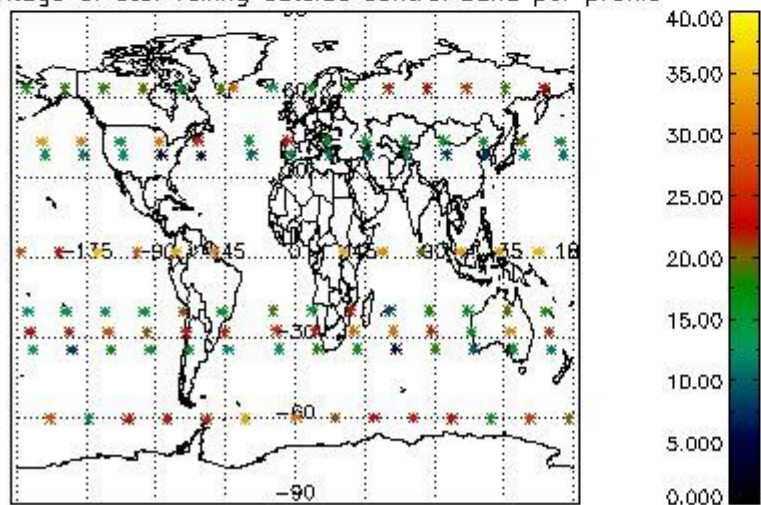
Percentage of cosmic ray hits per profile



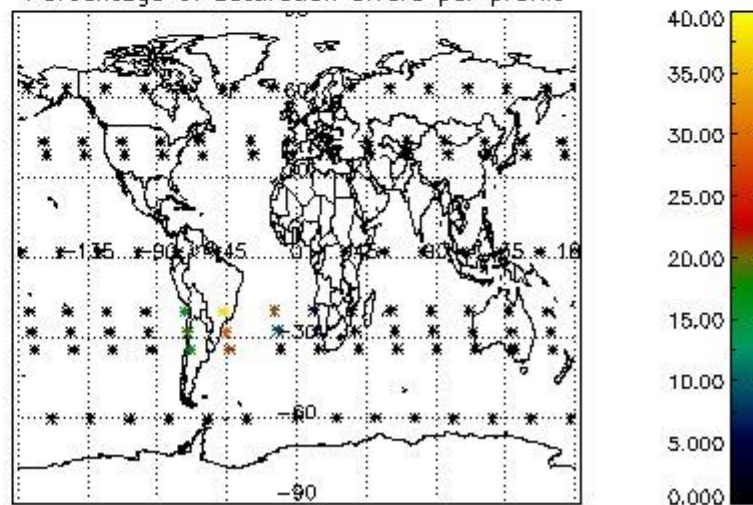
Percentage of datation errors per profile



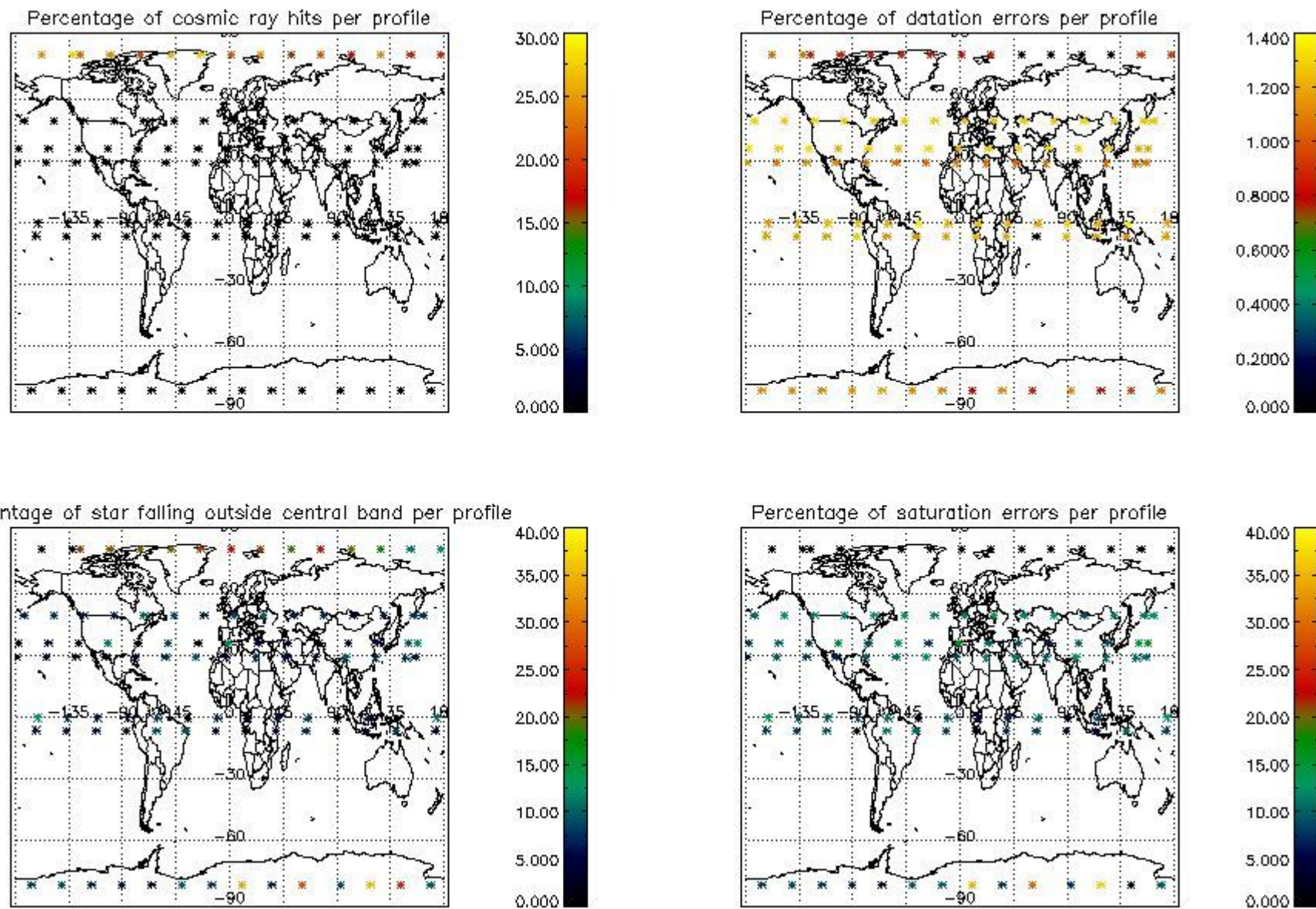
Percentage of star falling outside central band per profile



Percentage of saturation errors per profile



4.2.2 Plot level 1 quality information per product (world map): ENVISAT DESCENDING passes



5. Trace gas profiles

5.1 Ozone statistics based on quality of products

The final quality of the products can be "measured" using the STD (Standard Deviation) attached to every point profile. This information is written to the parameter GOM_NL__2P/NL_LOCAL_SPECIES_DENSITY/o3_std of the level 2 products. The table below shows the statistics for given STD ranges.

The statistics are given with respect to the overall valid production:

- Products without fatal errors: GOM_NL__2P/MPH/PRODUCT_ERR=0
- Valid point profile: GOM_NL__2P/NL_LOCAL_SPECIES_DENSITY/pcd(0)=0

The 'Criteria' is applied to valid points of dark limb products:

- Products in dark limb illumination condition: GOM_NL__2P/NL_SUMMARY_QUALITY/obs_ill_cond=0
- Products without fatal errors: GOM_NL__2P/MPH/PRODUCT_ERR=0
- Valid point profile: GOM_NL__2P/NL_LOCAL_SPECIES_DENSITY/pcd(0)=0

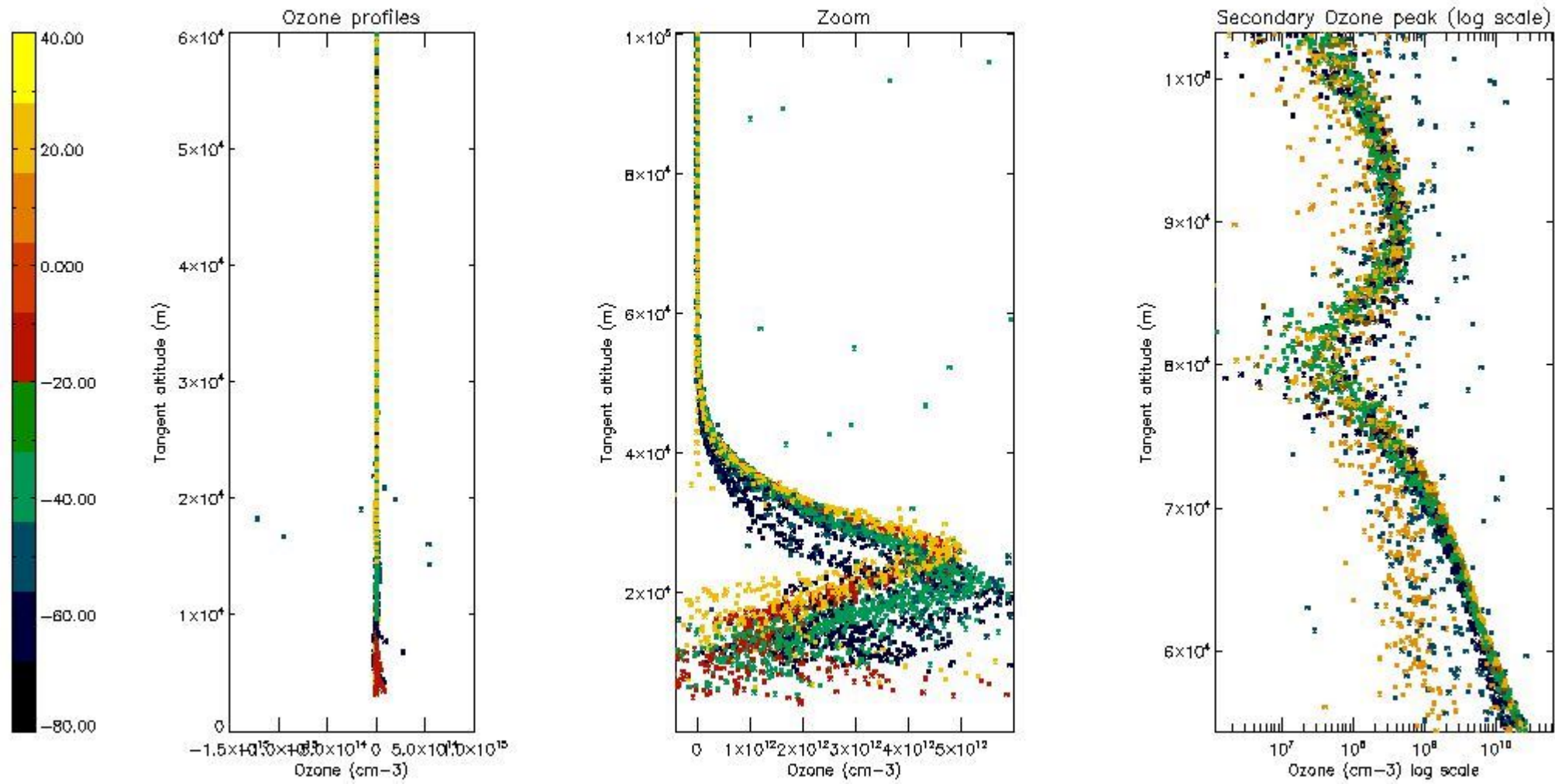
So, the table below shows the percentage of dark limb and valid observations for each criteria with respect to the overall valid daily observations.

Criteria	% of total production
All STD	48
STD < 20	29

STD < 10	23
STD < 5	19

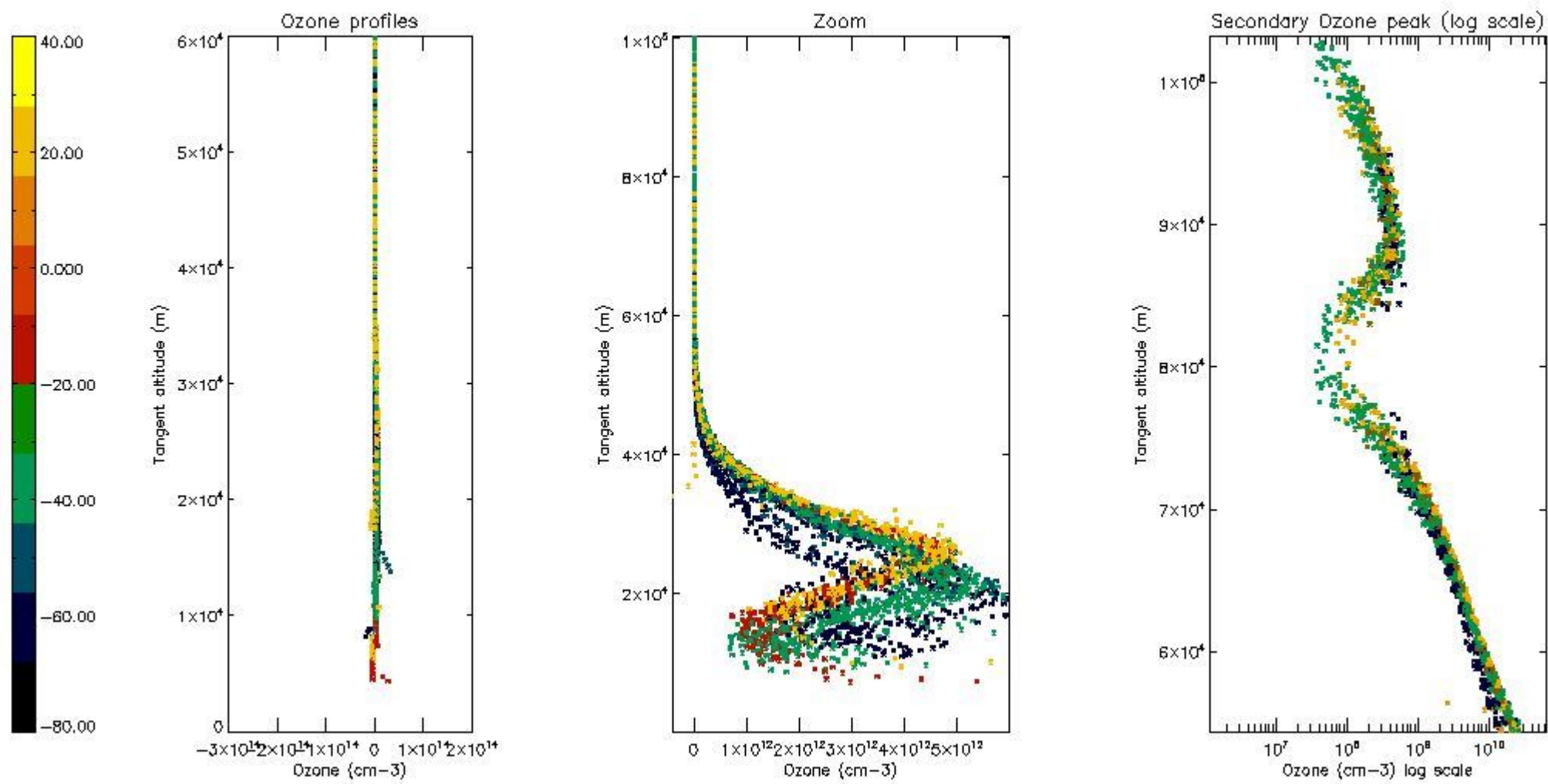
5.2 Plot ozone profiles for all STD (dark without errors)

The colorbar represents the latitude.



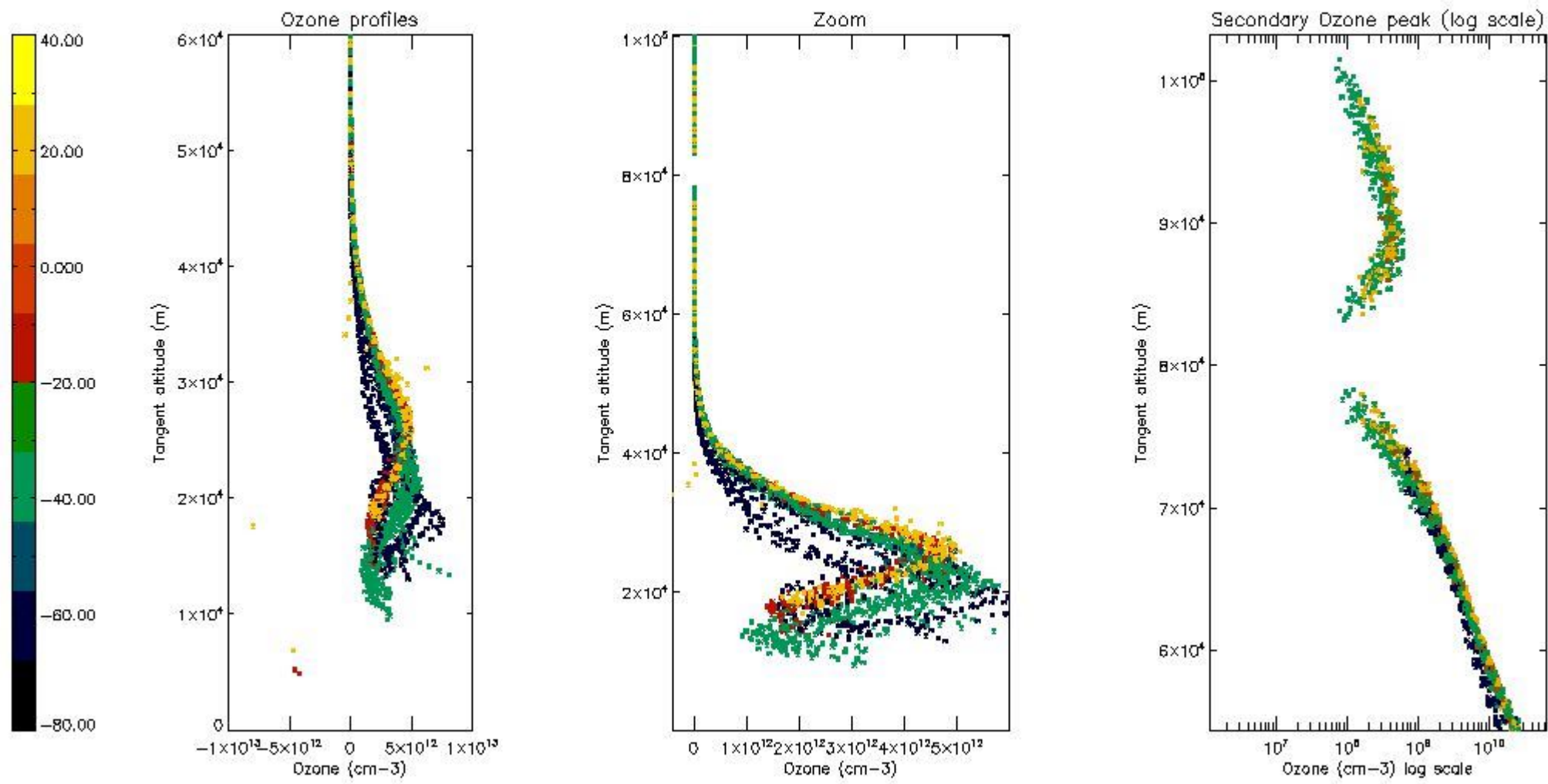
5.3 Plot ozone profiles where STD < 20% (dark without errors)

The colorbar represents the latitude.



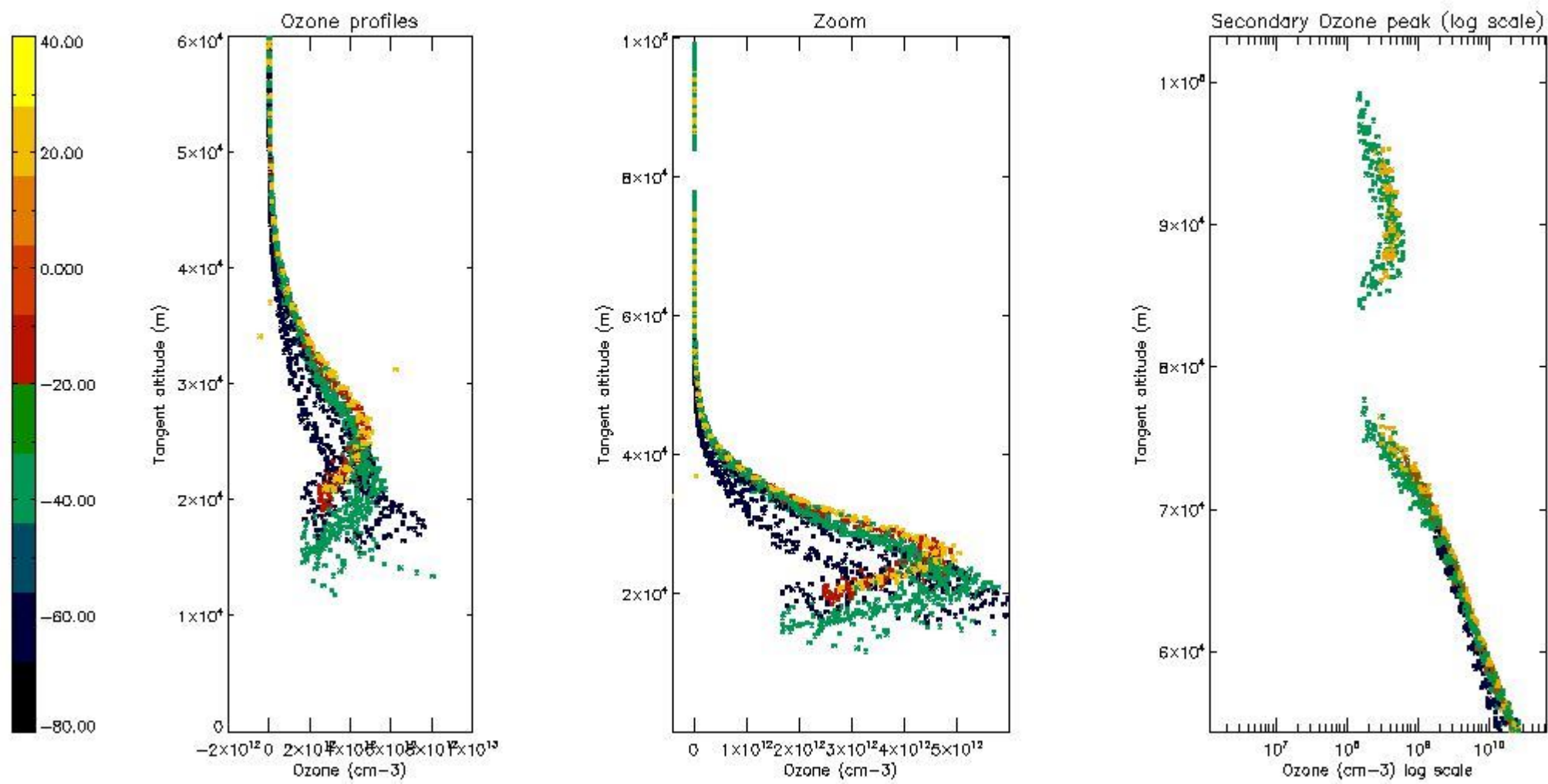
5.4 Plot ozone profiles where STD < 10% (dark without errors)

The colorbar represents the latitude.



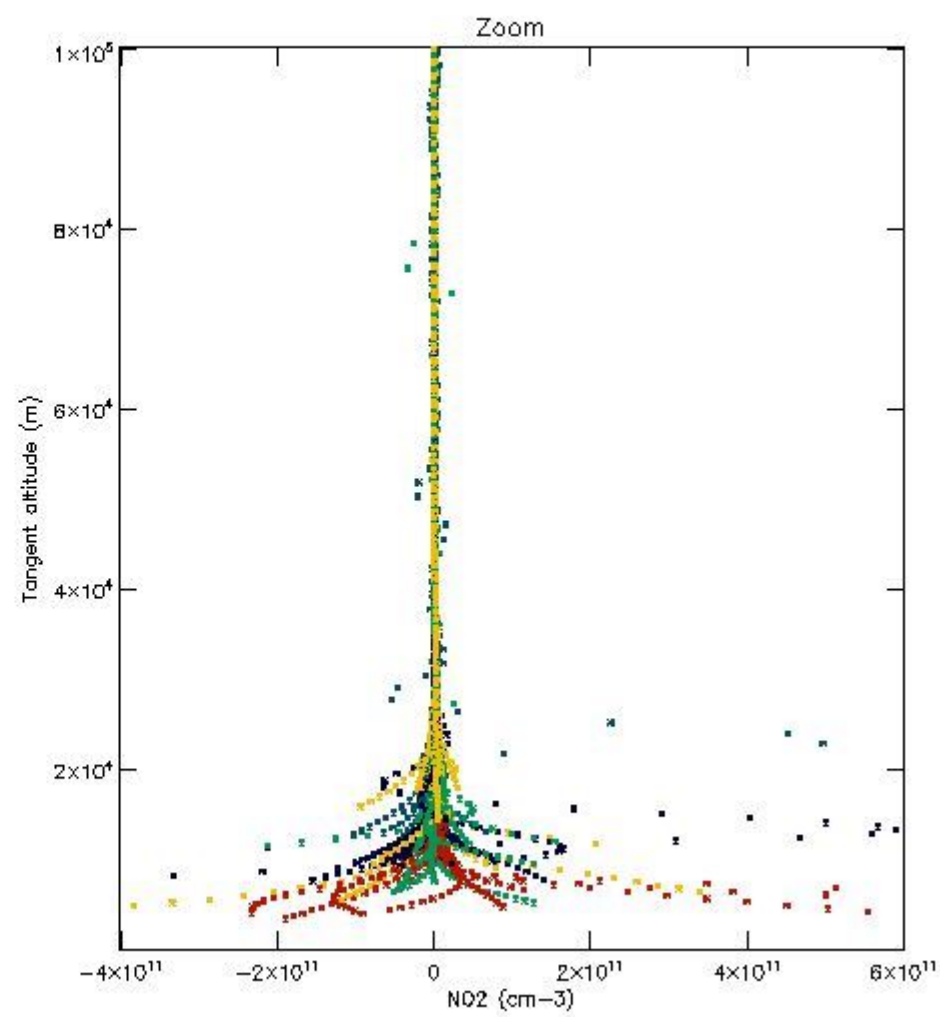
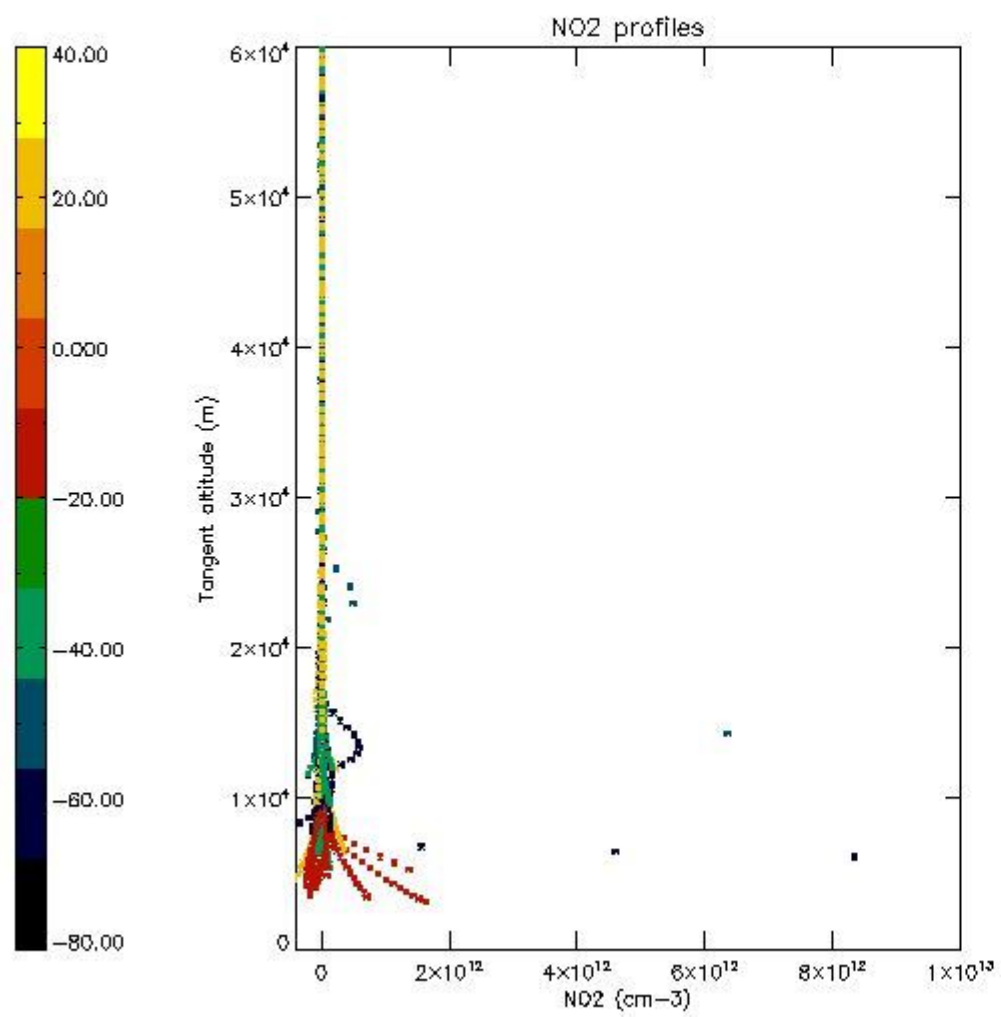
5.5 Plot ozone profiles where $STD < 5\%$ (dark without errors)

The colorbar represents the latitude.



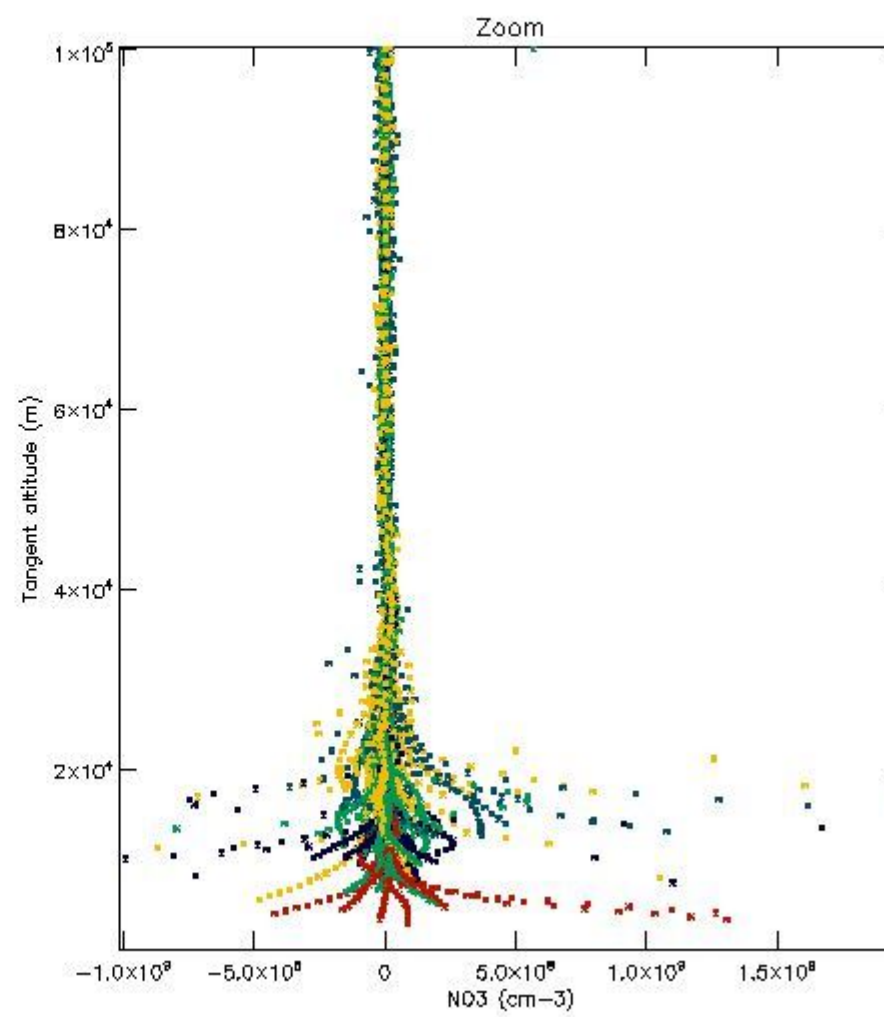
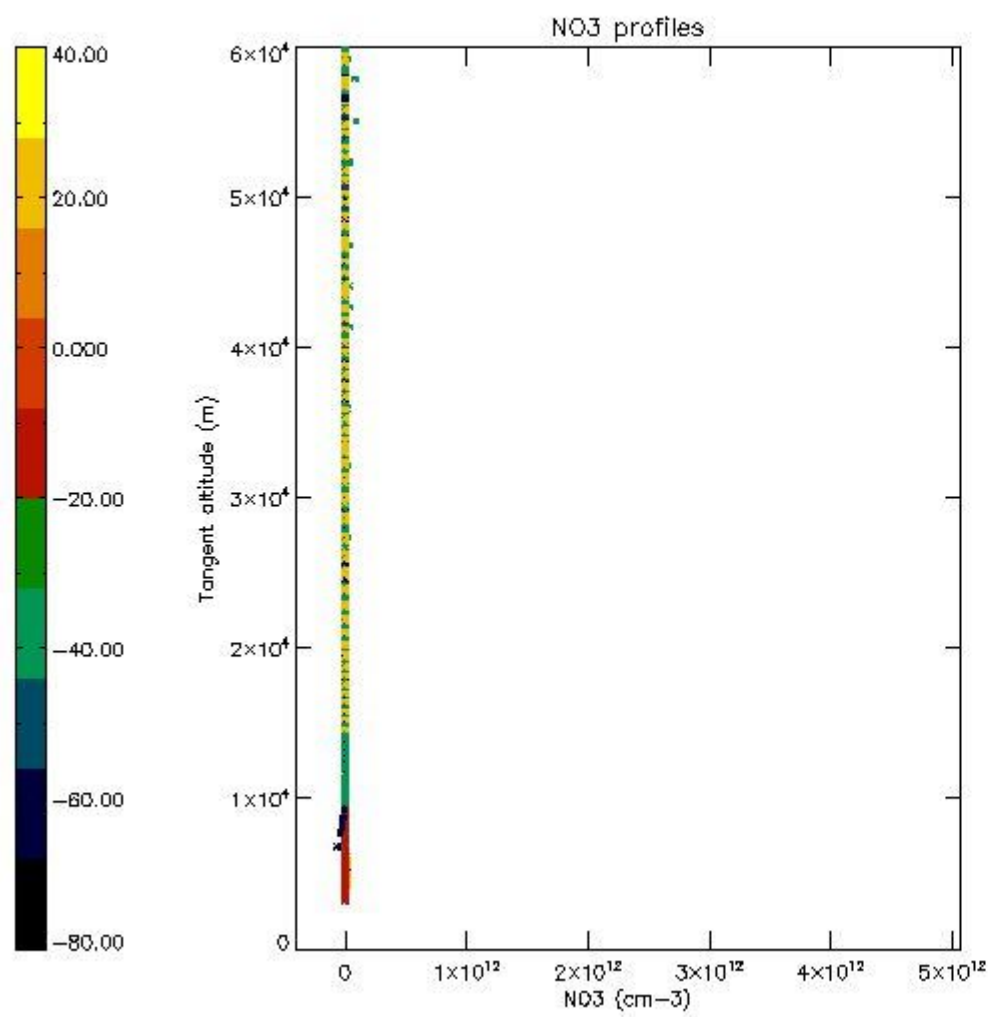
5.6 Plot NO₂ profiles for all STD (dark without errors)

The colorbar represents the latitude.



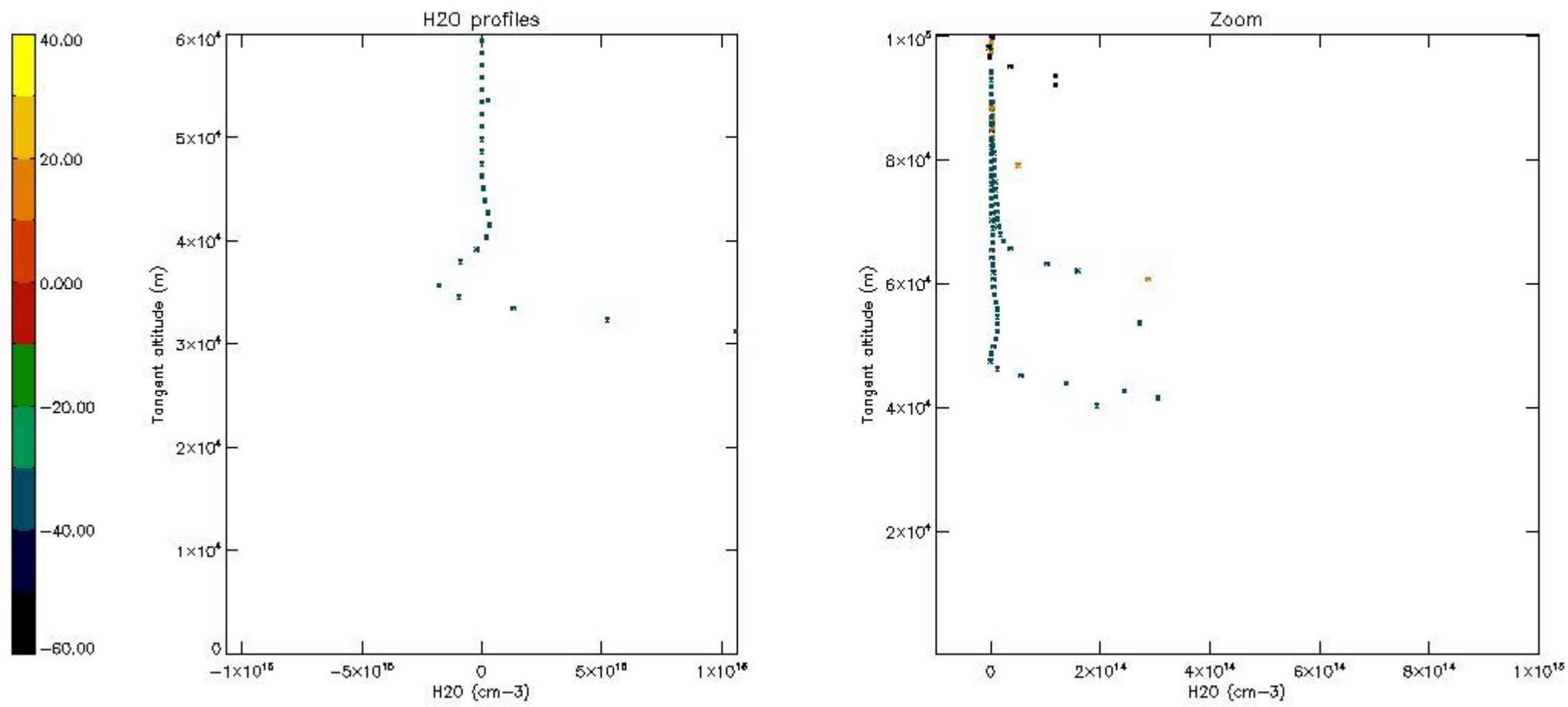
5.7 Plot NO3 profiles for all STD (dark without errors)

The colorbar represents the latitude.



5.8 Plot H₂O profiles for all STD (only for occultations of stars 1,2,3,4,13,14,16,26,63 dark without errors)

The colorbar represents the latitude.



6. Auxiliary Data Files used for the production reported in section 2

The number reported in the third column indicates since which file (see list in section 2) the corresponding auxiliary file has been used. The fourth column is the date of those product files.

Type	Auxiliary Filename	Used since product	Used since product date
INST_PHYS_CHARACTERISTICS	GOM_INS_AXVIEC20091111_143220_20030716_120000_20500101_000000	1	17-SEP-2010 00:03:34
LEVEL-2_PROC_CONFIG	GOM_PR2_AXVIEC20091111_152718_20020301_000000_20500101_000000	1	17-SEP-2010 00:03:34
CROSS_SECTIONS_FILE	GOM_CRS_AXVIEC20091111_154832_20020301_000000_20500101_000000	1	17-SEP-2010 00:03:34

GOMOS Level 2 Daily Report

SUMMARY

[1. General Info](#)

[2. Summary of processed GOM_NL_2P products](#)

[3. Level 2 Quality information per product](#)

[3.1 Plot of level 2 quality information per product \(time dependant\)](#)

[3.2 Plot of level 2 quality information per product \(world map\)](#)

[4. Level 1 Quality information per product \(stored on level 2 products\)](#)

[4.1 Plot of level 1 quality information per product \(time dependant\)](#)

[4.1.1 Plot of level 1 quality information per product \(time dependant\): ASCENDING](#)

[4.1.2 Plot of level 1 quality information per product \(time dependant\): DESCENDING](#)

[4.2 Plot of level 1 quality information per product \(world map\)](#)

[4.2.1 Plot of level 1 quality information per product \(world map\): ASCENDING](#)

[4.2.2 Plot of level 1 quality information per product \(world map\): DESCENDING](#)

[5. Ozone profiles based on quality statistics and other trace gas profiles](#)

[5.1 Ozone statistics based on quality of products](#)

[5.2 Plot ozone profiles for all STD \(dark without errors\)](#)

[5.3 Plot ozone profiles where STD < 20% \(dark without errors\)](#)

[5.4. Plot ozone profiles where STD < 10% \(dark without errors\)](#)

[5.5. Plot ozone profiles where STD < 5% \(dark without errors\)](#)

[5.6 Plot NO2 profiles for all STD \(dark without errors\)](#)

[5.7 Plot NO3 profiles for all STD \(dark without errors\)](#)

[5.8 Plot H2O profiles \(only for occultations of stars 1,2,3,4,13,14,16,26,63 dark without errors\) for all STD](#)

[6. Auxiliary Data Files used for the production reported in section 2](#)

This report presents the daily analysis on parameters extracted from GOMOS level 2 data (GOM_NL__2P). It is intended to monitor some important parameters that will impact the quality of these products. A list of level 2 products (and content) that have arrived during the reporting day to the PCF is also given.

Item	Value
Time of report generation	29APR2013 15:13:33
Data source version	GOMOS/6.01
Start time of products	17-09-2010 (17SEP2010 00:00:00)
Stop time of products	18-09-2010 (18SEP2010 00:00:00)
Store outputs in DB	Yes
Nb of level 2 prods	213
Nb of prods with errors	0

2. Summary of processed GOM_NL__2P products.

Nr	Filename	UTC Start time	Limb	Duration	Star Id	Star Name	Star Mag	Star Temp	Nb Meas	Orbit	Prod. error
1	GOM_NL__2PRFIN20100917_000334_000000472093_00045_44688_6975.N1	17-SEP-2010 00:03:34	Straylight	46.500	84	Alp Phe	2.3970	4500.0	93	44688	No
2	GOM_NL__2PRFIN20100917_001110_000000472093_00045_44688_6976.N1	17-SEP-2010 00:11:10	Twilight_stray	47.000	52	16Bet Cet	2.0370	4500.0	94	44688	No
3	GOM_NL__2PRFIN20100917_002159_000000402093_00045_44688_6977.N1	17-SEP-2010 00:21:59	Bright	39.500	90	54Alp Peg	2.4870	11000.	79	44688	No
4	GOM_NL__2PRFIN20100917_002550_000000422093_00045_44688_6978.N1	17-SEP-2010 00:25:50	Bright	41.500	93	53Bet Peg	2.5200	3100.0	83	44688	No
5	GOM_NL__2PRFIN20100917_002750_000000482093_00045_44688_6979.N1	17-SEP-2010 00:27:50	Bright	47.500	58	21Alp And	2.0730	11000.	95	44688	No
6	GOM_NL__2PRFIN20100917_003604_000000372093_00045_44688_6980.N1	17-SEP-2010 00:36:04	Bright	37.000	74	11Bet Cas	2.2680	6600.0	74	44688	No
7	GOM_NL__2PRFIN20100917_003750_000000442093_00045_44688_6981.N1	17-SEP-2010 00:37:50	Bright	44.000	76	27Gam Cas	2.3000	30000.	88	44688	No
8	GOM_NL__2PRFIN20100917_010025_000000582093_00045_44688_6982.N1	17-SEP-2010 01:00:25	Bright	58.000	24	66Alp Gem	1.5800	10200.	116	44688	No
9	GOM_NL__2PRFIN20100917_010911_000000622093_00045_44688_6983.N1	17-SEP-2010 01:09:11	Dark	62.000	8	10Alp CMi	0.40000	6500.0	124	44688	No
10	GOM_NL__2PRFIN20100917_011636_000000402093_00045_44688_6984.N1	17-SEP-2010 01:16:36	Dark	40.000	132	15Rho Pup	2.8030	6900.0	80	44688	No
11	GOM_NL__2PRFIN20100917_011824_000000602093_00045_44688_6985.N1	17-SEP-2010 01:18:24	Dark	59.500	1	9Alp CMa	-1.4400	11000.	119	44688	No
12	GOM_NL__2PRFIN20100917_012034_000000492093_00045_44688_6986.N1	17-SEP-2010 01:20:34	Dark	48.500	23	21Eps CMa	1.5020	26000.	97	44688	No
13	GOM_NL__2PRFIN20100917_012648_000000542093_00046_44689_7001.N1	17-SEP-2010 01:26:48	Dark	53.500	2	Alp Car	-0.73600	7000.0	107	44689	No
14	GOM_NL__2PRFIN20100917_013702_000000382093_00046_44689_7002.N1	17-SEP-2010 01:37:02	Dark	37.500	143	Alp Hyi	2.8570	7200.0	75	44689	No
15	GOM_NL__2PRFIN20100917_013827_000000492093_00046_44689_7003.N1	17-SEP-2010 01:38:27	Dark	48.500	9	Alp Eri	0.45300	24000.	97	44689	No
16	GOM_NL__2PRFIN20100917_014410_000000452093_00046_44689_7004.N1	17-SEP-2010 01:44:10	Straylight	44.500	84	Alp Phe	2.3970	4500.0	89	44689	No
17	GOM_NL__2PRFIN20100917_015147_000000472093_00046_44689_7005.N1	17-SEP-2010 01:51:47	Twilight_stray	47.000	52	16Bet Cet	2.0370	4500.0	94	44689	No
18	GOM_NL__2PRFIN20100917_020235_000000402093_00046_44689_7006.N1	17-SEP-2010 02:02:35	Bright	39.500	90	54Alp Peg	2.4870	11000.	79	44689	No
19	GOM_NL__2PRFIN20100917_020626_000000392093_00046_44689_7007.N1	17-SEP-2010 02:06:26	Bright	38.500	93	53Bet Peg	2.5200	3100.0	77	44689	No
20	GOM_NL__2PRFIN20100917_020825_000000482093_00046_44689_7008.N1	17-SEP-2010 02:08:25	Bright	48.000	58	21Alp And	2.0730	11000.	96	44689	No
21	GOM_NL__2PRFIN20100917_021639_000000422093_00046_44689_7009.N1	17-SEP-2010 02:16:39	Bright	41.500	74	11Bet Cas	2.2680	6600.0	83	44689	No
22	GOM_NL__2PRFIN20100917_021825_000000422093_00046_44689_7010.N1	17-SEP-2010 02:18:25	Bright	41.500	76	27Gam Cas	2.3000	30000.	83	44689	No
23	GOM_NL__2PRFIN20100917_024101_000000452093_00046_44689_7011.N1	17-SEP-2010 02:41:01	Bright	45.000	24	66Alp Gem	1.5800	10200.	90	44689	No
24	GOM_NL__2PRFIN20100917_024947_000000532093_00046_44689_7012.N1	17-SEP-2010 02:49:47	Dark	53.000	8	10Alp CMi	0.40000	6500.0	106	44689	No
25	GOM_NL__2PRFIN20100917_025712_000000422093_00046_44689_7013.N1	17-SEP-2010 02:57:12	Dark	42.000	132	15Rho Pup	2.8030	6900.0	84	44689	No
26	GOM_NL__2PRFIN20100917_025901_000000622093_00046_44689_7014.N1	17-SEP-2010 02:59:01	Dark	62.000	1	9Alp CMa	-1.4400	11000.	124	44689	No
27	GOM_NL__2PRFIN20100917_030111_000000512093_00046_44689_7015.N1	17-SEP-2010 03:01:11	Dark	51.000	23	21Eps CMa	1.5020	26000.	102	44689	No
28	GOM_NL__2PRFIN20100917_030724_000000562093_00047_44690_7029.N1	17-SEP-2010 03:07:24	Dark	55.500	2	Alp Car	-0.73600	7000.0	111	44690	No
29	GOM_NL__2PRFIN20100917_031738_000000372093_00047_44690_7030.N1	17-SEP-2010 03:17:38	Dark	37.000	143	Alp Hyi	2.8570	7200.0	74	44690	No
30	GOM_NL__2PRFIN20100917_031904_000000532093_00047_44690_7031.N1	17-SEP-2010 03:19:04	Dark	52.500	9	Alp Eri	0.45300	24000.	105	44690	No
31	GOM_NL__2PRFIN20100917_032446_000000462093_00047_44690_7032.N1	17-SEP-2010 03:24:46	Straylight	46.000	84	Alp Phe	2.3970	4500.0	92	44690	No
32	GOM_NL__2PRFIN20100917_033223_000000532093_00047_44690_7033.N1	17-SEP-2010 03:32:23	Twilight_stray	53.000	52	16Bet Cet	2.0370	4500.0	106	44690	No
33	GOM_NL__2PRFIN20100917_034311_000000392093_00047_44690_7034.N1	17-SEP-2010 03:43:11	Bright	38.500	90	54Alp Peg	2.4870	11000.	77	44690	No
34	GOM_NL__2PRFIN20100917_034702_000000392093_00047_44690_7035.N1	17-SEP-2010 03:47:02	Bright	39.000	93	53Bet Peg	2.5200	3100.0	78	44690	No
35	GOM_NL__2PRFIN20100917_034901_000000492093_00047_44690_7036.N1	17-SEP-2010 03:49:01	Bright	48.500	58	21Alp And	2.0730	11000.	97	44690	No
36	GOM_NL__2PRFIN20100917_035715_000000392093_00047_44690_7037.N1	17-SEP-2010 03:57:15	Bright	38.500	74	11Bet Cas	2.2680	6600.0	77	44690	No
37	GOM_NL__2PRFIN20100917_035901_000000412093_00047_44690_7038.N1	17-SEP-2010 03:59:01	Bright	41.000	76	27Gam Cas	2.3000	30000.	82	44690	No
38	GOM_NL__2PRFIN20100917_042137_000000632093_00047_44690_7039.N1	17-SEP-2010 04:21:37	Bright	63.000	24	66Alp Gem	1.5800	10200.	126	44690	No
39	GOM_NL__2PRFIN20100917_043024_000000532093_00047_44690_7040.N1	17-SEP-2010 04:30:24	Dark	52.500	8	10Alp CMi	0.40000	6500.0	105	44690	No
40	GOM_NL__2PRFIN20100917_043749_000000432093_00047_44690_7041.N1	17-SEP-2010 04:37:49	Dark	42.500	132	15Rho Pup	2.8030	6900.0	85	44690	No
41	GOM_NL__2PRFIN20100917_043938_000000592093_00047_44690_7042.N1	17-SEP-2010 04:39:38	Dark	58.500	1	9Alp CMa	-1.4400	11000.	117	44690	No
42	GOM_NL__2PRFIN20100917_044148_000000482093_00047_44690_7043.N1	17-SEP-2010 04:41:48	Dark	48.000	23	21Eps CMa	1.5020	26000.	96	44690	No

43	GOM_NL__2PRFIN20100917_044801_000000522093_00048_44691_7020.N1	17-SEP-2010 04:48:01	Dark	51.500	2	Alp Car	-0.73600	7000.0	103	44691	No
44	GOM_NL__2PRFIN20100917_045814_000000412093_00048_44691_7021.N1	17-SEP-2010 04:58:14	Dark	41.000	143	Alp Hyi	2.8570	7200.0	82	44691	No
45	GOM_NL__2PRFIN20100917_045940_000000432093_00048_44691_7022.N1	17-SEP-2010 04:59:40	Dark	42.500	9	Alp Eri	0.45300	24000.	85	44691	No
46	GOM_NL__2PRFIN20100917_050523_000000462093_00048_44691_7023.N1	17-SEP-2010 05:05:23	Straylight	46.000	84	Alp Phe	2.3970	4500.0	92	44691	No
47	GOM_NL__2PRFIN20100917_051259_000000532093_00048_44691_7024.N1	17-SEP-2010 05:12:59	Tw_i_and_stray	53.000	52	16Bet Cet	2.0370	4500.0	106	44691	No
48	GOM_NL__2PRFIN20100917_052347_000000402093_00048_44691_7025.N1	17-SEP-2010 05:23:47	Bright	39.500	90	54Alp Peg	2.4870	11000.	79	44691	No
49	GOM_NL__2PRFIN20100917_052738_000000382093_00048_44691_7026.N1	17-SEP-2010 05:27:38	Bright	37.500	93	53Bet Peg	2.5200	3100.0	75	44691	No
50	GOM_NL__2PRFIN20100917_052936_000000472093_00048_44691_7027.N1	17-SEP-2010 05:29:36	Bright	47.000	58	21Alp And	2.0730	11000.	94	44691	No
51	GOM_NL__2PRFIN20100917_053750_000000422093_00048_44691_7028.N1	17-SEP-2010 05:37:50	Bright	42.000	74	11Bet Cas	2.2680	6600.0	84	44691	No
52	GOM_NL__2PRFIN20100917_053936_000000432093_00048_44691_7029.N1	17-SEP-2010 05:39:36	Bright	42.500	76	27Gam Cas	2.3000	30000.	85	44691	No
53	GOM_NL__2PRFIN20100917_060213_000000452093_00048_44691_7030.N1	17-SEP-2010 06:02:13	Bright	45.000	24	66Alp Gem	1.5800	10200.	90	44691	No
54	GOM_NL__2PRFIN20100917_061100_000000552093_00048_44691_7031.N1	17-SEP-2010 06:11:00	Dark	55.000	8	10Alp CMi	0.40000	6500.0	110	44691	No
55	GOM_NL__2PRFIN20100917_061825_000000442093_00048_44691_7032.N1	17-SEP-2010 06:18:25	Dark	44.000	132	15Rho Pup	2.8030	6900.0	88	44691	No
56	GOM_NL__2PRFIN20100917_062015_000000652093_00048_44691_7033.N1	17-SEP-2010 06:20:15	Dark	65.000	1	9Alp CMa	-1.4400	11000.	130	44691	No
57	GOM_NL__2PRFIN20100917_062225_000000472093_00048_44691_7034.N1	17-SEP-2010 06:22:25	Dark	47.000	23	21Eps CMa	1.5020	26000.	94	44691	No
58	GOM_NL__2PRFIN20100917_062837_000000572093_00049_44692_7030.N1	17-SEP-2010 06:28:37	Dark	57.000	2	Alp Car	-0.73600	7000.0	114	44692	No
59	GOM_NL__2PRFIN20100917_063851_000000412093_00049_44692_7031.N1	17-SEP-2010 06:38:51	Dark	40.500	143	Alp Hyi	2.8570	7200.0	81	44692	No
60	GOM_NL__2PRFIN20100917_064017_000000522093_00049_44692_7032.N1	17-SEP-2010 06:40:17	Dark	51.500	9	Alp Eri	0.45300	24000.	103	44692	No
61	GOM_NL__2PRFIN20100917_064559_000000462093_00049_44692_7033.N1	17-SEP-2010 06:45:59	Straylight	46.000	84	Alp Phe	2.3970	4500.0	92	44692	No
62	GOM_NL__2PRFIN20100917_065335_000000562093_00049_44692_7034.N1	17-SEP-2010 06:53:35	Tw_i_and_stray	56.000	52	16Bet Cet	2.0370	4500.0	112	44692	No
63	GOM_NL__2PRFIN20100917_070422_000000392093_00049_44692_7035.N1	17-SEP-2010 07:04:22	Bright	39.000	90	54Alp Peg	2.4870	11000.	78	44692	No
64	GOM_NL__2PRFIN20100917_070813_000000392093_00049_44692_7036.N1	17-SEP-2010 07:08:13	Bright	38.500	93	53Bet Peg	2.5200	3100.0	77	44692	No
65	GOM_NL__2PRFIN20100917_071012_000000482093_00049_44692_7037.N1	17-SEP-2010 07:10:12	Bright	48.000	58	21Alp And	2.0730	11000.	96	44692	No
66	GOM_NL__2PRFIN20100917_071826_000000412093_00049_44692_7038.N1	17-SEP-2010 07:18:26	Bright	40.500	74	11Bet Cas	2.2680	6600.0	81	44692	No
67	GOM_NL__2PRFIN20100917_072012_000000432093_00049_44692_7039.N1	17-SEP-2010 07:20:12	Bright	42.500	76	27Gam Cas	2.3000	30000.	85	44692	No
68	GOM_NL__2PRFIN20100917_074249_000000452093_00049_44692_7040.N1	17-SEP-2010 07:42:49	Bright	45.000	24	66Alp Gem	1.5800	10200.	90	44692	No
69	GOM_NL__2PRFIN20100917_075137_000000482093_00049_44692_7041.N1	17-SEP-2010 07:51:37	Dark	47.500	8	10Alp CMi	0.40000	6500.0	95	44692	No
70	GOM_NL__2PRFIN20100917_075902_000000392093_00049_44692_7042.N1	17-SEP-2010 07:59:02	Dark	38.500	132	15Rho Pup	2.8030	6900.0	77	44692	No
71	GOM_NL__2PRFIN20100917_080052_000000602093_00049_44692_7043.N1	17-SEP-2010 08:00:52	Dark	59.500	1	9Alp CMa	-1.4400	11000.	119	44692	No
72	GOM_NL__2PRFIN20100917_080302_000000472093_00049_44692_7044.N1	17-SEP-2010 08:03:02	Dark	47.000	23	21Eps CMa	1.5020	26000.	94	44692	No
73	GOM_NL__2PRFIN20100917_080914_000000482093_00050_44693_7057.N1	17-SEP-2010 08:09:14	Dark	48.000	2	Alp Car	-0.73600	7000.0	96	44693	No
74	GOM_NL__2PRFIN20100917_081927_000000422093_00050_44693_7058.N1	17-SEP-2010 08:19:27	Dark	42.000	143	Alp Hyi	2.8570	7200.0	84	44693	No
75	GOM_NL__2PRFIN20100917_082053_000000552093_00050_44693_7059.N1	17-SEP-2010 08:20:53	Dark	55.000	9	Alp Eri	0.45300	24000.	110	44693	No
76	GOM_NL__2PRFIN20100917_082635_000000452093_00050_44693_7060.N1	17-SEP-2010 08:26:35	Straylight	45.000	84	Alp Phe	2.3970	4500.0	90	44693	No
77	GOM_NL__2PRFIN20100917_083411_000000582093_00050_44693_7061.N1	17-SEP-2010 08:34:11	Tw_i_and_stray	57.500	52	16Bet Cet	2.0370	4500.0	115	44693	No
78	GOM_NL__2PRFIN20100917_084458_000000402093_00050_44693_7062.N1	17-SEP-2010 08:44:58	Bright	40.000	90	54Alp Peg	2.4870	11000.	80	44693	No
79	GOM_NL__2PRFIN20100917_084849_000000392093_00050_44693_7063.N1	17-SEP-2010 08:48:49	Bright	39.000	93	53Bet Peg	2.5200	3100.0	78	44693	No
80	GOM_NL__2PRFIN20100917_085047_000000482093_00050_44693_7064.N1	17-SEP-2010 08:50:47	Bright	48.000	58	21Alp And	2.0730	11000.	96	44693	No
81	GOM_NL__2PRFIN20100917_085901_000000402093_00050_44693_7065.N1	17-SEP-2010 08:59:01	Bright	39.500	74	11Bet Cas	2.2680	6600.0	79	44693	No
82	GOM_NL__2PRFIN20100917_090047_000000402093_00050_44693_7066.N1	17-SEP-2010 09:00:47	Bright	40.000	76	27Gam Cas	2.3000	30000.	80	44693	No
83	GOM_NL__2PRFIN20100917_092325_000000432093_00050_44693_7067.N1	17-SEP-2010 09:23:25	Bright	42.500	24	66Alp Gem	1.5800	10200.	85	44693	No
84	GOM_NL__2PRFIN20100917_093213_000000582093_00050_44693_7068.N1	17-SEP-2010 09:32:13	Dark	57.500	8	10Alp CMi	0.40000	6500.0	115	44693	No
85	GOM_NL__2PRFIN20100917_093938_000000412093_00050_44693_7069.N1	17-SEP-2010 09:39:38	Dark	41.000	132	15Rho Pup	2.8030	6900.0	82	44693	No
86	GOM_NL__2PRFIN20100917_094129_000000602093_00050_44693_7070.N1	17-SEP-2010 09:41:29	Dark	60.000	1	9Alp CMa	-1.4400	11000.	120	44693	No
87	GOM_NL__2PRFIN20100917_094338_000000472093_00050_44693_7071.N1	17-SEP-2010 09:43:38	Dark	46.500	23	21Eps CMa	1.5020	26000.	93	44693	No
88	GOM_NL__2PRFIN20100917_094950_000000502093_00051_44694_7083.N1	17-SEP-2010 09:49:50	Dark	50.000	2	Alp Car	-0.73600	7000.0	100	44694	No
89	GOM_NL__2PRFIN20100917_100004_000000412093_00051_44694_7084.N1	17-SEP-2010 10:00:04	Dark	40.500	143	Alp Hyi	2.8570	7200.0	81	44694	No
90	GOM_NL__2PRFIN20100917_100129_000000442093_00051_44694_7085.N1	17-SEP-2010 10:01:29	Dark	43.500	9	Alp Eri	0.45300	24000.	87	44694	No
91	GOM_NL__2PRFIN20100917_100712_000000492093_00051_44694_7086.N1	17-SEP-2010 10:07:12	Straylight	48.500	84	Alp Phe	2.3970	4500.0	97	44694	No
92	GOM_NL__2PRFIN20100917_101447_000000592093_00051_44694_7087.N1	17-SEP-2010 10:14:47	Tw_i_and_stray	59.000	52	16Bet Cet	2.0370	4500.0	118	44694	No
93	GOM_NL__2PRFIN20100917_102534_000000402093_00051_44694_7088.N1	17-SEP-2010 10:25:34	Bright	39.500	90	54Alp Peg	2.4870	11000.	79	44694	No
94	GOM_NL__2PRFIN20100917_102924_000000422093_00051_44694_7089.N1	17-SEP-2010 10:29:24	Bright	42.000	93	53Bet Peg	2.5200	3100.0	84	44694	No
95	GOM_NL__2PRFIN20100917_103122_000000462093_00051_44694_7090.N1	17-SEP-2010 10:31:22	Bright	46.000	58	21Alp And	2.0730	11000.	92	44694	No
96	GOM_NL__2PRFIN20100917_103937_000000422093_00051_44694_7091.N1	17-SEP-2010 10:39:37	Bright	41.500	74	11Bet Cas	2.2680	6600.0	83	44694	No
97	GOM_NL__2PRFIN20100917_104122_000000432093_00051_44694_7092.N1	17-SEP-2010 10:41:22	Bright	43.000	76	27Gam Cas	2.3000	30000.	86	44694	No
98	GOM_NL__2PRFIN20100917_110401_000000452093_00051_44694_7093.N1	17-SEP-2010 11:04:01	Bright	44.500	24	66Alp Gem	1.5800	10200.	89	44694	No
99	GOM_NL__2PRFIN20100917_111250_000000532093_00051_44694_7094.N1	17-SEP-2010 11:12:50	Dark	52.500	8	10Alp CMi	0.40000	6500.0	105	44694	No
100	GOM_NL__2PRFIN20100917_112014_000000412093_00051_44694_7095.N1	17-SEP-2010 11:20:14	Dark	40.500	132	15Rho Pup	2.8030	6900.0	81	44694	No
101	GOM_NL__2PRFIN20100917_112206_000000612093_00051_44694_7096.N1	17-SEP-2010 11:22:06	Dark	60.500	1	9Alp CMa	-1.4400	11000.	121	44694	No

102	GOM_NL__2PRFIN20100917_112415_000000502093_00051_44694_7097.N1	17-SEP-2010 11:24:15	Dark	49.500	23	21Eps CMa	1.5020	26000.	99	44694	No
103	GOM_NL__2PRFIN20100917_113027_000000562093_00052_44695_7168.N1	17-SEP-2010 11:30:27	Dark	56.000	2	Alp Car	-0.73600	7000.0	112	44695	No
104	GOM_NL__2PRFIN20100917_114040_000000412093_00052_44695_7169.N1	17-SEP-2010 11:40:40	Dark	40.500	143	Alp Hyi	2.8570	7200.0	81	44695	No
105	GOM_NL__2PRFIN20100917_114206_000000462093_00052_44695_7170.N1	17-SEP-2010 11:42:06	Dark	46.000	9	Alp Eri	0.45300	24000.	92	44695	No
106	GOM_NL__2PRFIN20100917_114748_000000462093_00052_44695_7171.N1	17-SEP-2010 11:47:48	Straylight	46.000	84	Alp Phe	2.3970	4500.0	92	44695	No
107	GOM_NL__2PRFIN20100917_115523_000000572093_00052_44695_7172.N1	17-SEP-2010 11:55:23	Tw_i_and_stray	56.500	52	16Bet Cet	2.0370	4500.0	113	44695	No
108	GOM_NL__2PRFIN20100917_120609_000000392093_00052_44695_7173.N1	17-SEP-2010 12:06:09	Bright	39.000	90	54Alp Peg	2.4870	11000.	78	44695	No
109	GOM_NL__2PRFIN20100917_121000_000000382093_00052_44695_7174.N1	17-SEP-2010 12:10:00	Bright	38.000	93	53Bet Peg	2.5200	3100.0	76	44695	No
110	GOM_NL__2PRFIN20100917_121157_000000492093_00052_44695_7175.N1	17-SEP-2010 12:11:57	Bright	48.500	58	21Alp And	2.0730	11000.	97	44695	No
111	GOM_NL__2PRFIN20100917_122012_000000372093_00052_44695_7176.N1	17-SEP-2010 12:20:12	Bright	37.000	74	11Bet Cas	2.2680	6600.0	74	44695	No
112	GOM_NL__2PRFIN20100917_122158_000000442093_00052_44695_7177.N1	17-SEP-2010 12:21:58	Bright	44.000	76	27Gam Cas	2.3000	30000.	88	44695	No
113	GOM_NL__2PRFIN20100917_124437_000000452093_00052_44695_7178.N1	17-SEP-2010 12:44:37	Bright	45.000	24	66Alp Gem	1.5800	10200.	90	44695	No
114	GOM_NL__2PRFIN20100917_125326_000000572093_00052_44695_7179.N1	17-SEP-2010 12:53:26	Dark	57.000	8	10Alp CMi	0.40000	6500.0	114	44695	No
115	GOM_NL__2PRFIN20100917_130051_000000432093_00052_44695_7180.N1	17-SEP-2010 13:00:51	Dark	42.500	132	15Rho Pup	2.8030	6900.0	85	44695	No
116	GOM_NL__2PRFIN20100917_130243_000000692093_00052_44695_7181.N1	17-SEP-2010 13:02:43	Dark	69.000	1	9Alp CMa	-1.4400	11000.	138	44695	No
117	GOM_NL__2PRFIN20100917_130452_000000512093_00052_44695_7182.N1	17-SEP-2010 13:04:52	Dark	51.000	23	21Eps CMa	1.5020	26000.	102	44695	No
118	GOM_NL__2PRFIN20100917_131104_000000552093_00053_44696_7213.N1	17-SEP-2010 13:11:04	Dark	54.500	2	Alp Car	-0.73600	7000.0	109	44696	No
119	GOM_NL__2PRFIN20100917_132117_000000392093_00053_44696_7214.N1	17-SEP-2010 13:21:17	Dark	38.500	143	Alp Hyi	2.8570	7200.0	77	44696	No
120	GOM_NL__2PRFIN20100917_132242_000000442093_00053_44696_7215.N1	17-SEP-2010 13:22:42	Dark	43.500	9	Alp Eri	0.45300	24000.	87	44696	No
121	GOM_NL__2PRFIN20100917_132824_000000502093_00053_44696_7216.N1	17-SEP-2010 13:28:24	Straylight	49.500	84	Alp Phe	2.3970	4500.0	99	44696	No
122	GOM_NL__2PRFIN20100917_133559_000000592093_00053_44696_7217.N1	17-SEP-2010 13:35:59	Tw_i_and_stray	59.000	52	16Bet Cet	2.0370	4500.0	118	44696	No
123	GOM_NL__2PRFIN20100917_134645_000000402093_00053_44696_7218.N1	17-SEP-2010 13:46:45	Bright	39.500	90	54Alp Peg	2.4870	11000.	79	44696	No
124	GOM_NL__2PRFIN20100917_135036_000000412093_00053_44696_7219.N1	17-SEP-2010 13:50:36	Bright	40.500	93	53Bet Peg	2.5200	3100.0	81	44696	No
125	GOM_NL__2PRFIN20100917_135233_000000482093_00053_44696_7220.N1	17-SEP-2010 13:52:33	Bright	47.500	58	21Alp And	2.0730	11000.	95	44696	No
126	GOM_NL__2PRFIN20100917_140048_000000422093_00053_44696_7221.N1	17-SEP-2010 14:00:48	Bright	42.000	74	11Bet Cas	2.2680	6600.0	84	44696	No
127	GOM_NL__2PRFIN20100917_140233_000000452093_00053_44696_7222.N1	17-SEP-2010 14:02:33	Bright	44.500	76	27Gam Cas	2.3000	30000.	89	44696	No
128	GOM_NL__2PRFIN20100917_142513_000000452093_00053_44696_7223.N1	17-SEP-2010 14:25:13	Bright	45.000	24	66Alp Gem	1.5800	10200.	90	44696	No
129	GOM_NL__2PRFIN20100917_143403_000000502093_00053_44696_7224.N1	17-SEP-2010 14:34:03	Dark	50.000	8	10Alp CMi	0.40000	6500.0	100	44696	No
130	GOM_NL__2PRFIN20100917_144127_000000402093_00053_44696_7225.N1	17-SEP-2010 14:41:27	Dark	40.000	132	15Rho Pup	2.8030	6900.0	80	44696	No
131	GOM_NL__2PRFIN20100917_144320_000000572093_00053_44696_7226.N1	17-SEP-2010 14:43:20	Dark	57.000	1	9Alp CMa	-1.4400	11000.	114	44696	No
132	GOM_NL__2PRFIN20100917_144528_000000492093_00053_44696_7227.N1	17-SEP-2010 14:45:28	Dark	48.500	23	21Eps CMa	1.5020	26000.	97	44696	No
133	GOM_NL__2PRFIN20100917_145140_000000562093_00054_44697_7243.N1	17-SEP-2010 14:51:40	Dark	55.500	2	Alp Car	-0.73600	7000.0	111	44697	No
134	GOM_NL__2PRFIN20100917_150153_000000382093_00054_44697_7244.N1	17-SEP-2010 15:01:53	Dark	38.000	143	Alp Hyi	2.8570	7200.0	76	44697	No
135	GOM_NL__2PRFIN20100917_150319_000000442093_00054_44697_7245.N1	17-SEP-2010 15:03:19	Dark	44.000	9	Alp Eri	0.45300	24000.	88	44697	No
136	GOM_NL__2PRFIN20100917_150900_000000482093_00054_44697_7246.N1	17-SEP-2010 15:09:00	Straylight	48.000	84	Alp Phe	2.3970	4500.0	96	44697	No
137	GOM_NL__2PRFIN20100917_151635_000000612093_00054_44697_7247.N1	17-SEP-2010 15:16:35	Tw_i_and_stray	60.500	52	16Bet Cet	2.0370	4500.0	121	44697	No
138	GOM_NL__2PRFIN20100917_152721_000000402093_00054_44697_7248.N1	17-SEP-2010 15:27:21	Bright	40.000	90	54Alp Peg	2.4870	11000.	80	44697	No
139	GOM_NL__2PRFIN20100917_153112_000000392093_00054_44697_7249.N1	17-SEP-2010 15:31:12	Bright	38.500	93	53Bet Peg	2.5200	3100.0	77	44697	No
140	GOM_NL__2PRFIN20100917_153308_000000472093_00054_44697_7250.N1	17-SEP-2010 15:33:08	Bright	47.000	58	21Alp And	2.0730	11000.	94	44697	No
141	GOM_NL__2PRFIN20100917_154123_000000412093_00054_44697_7251.N1	17-SEP-2010 15:41:23	Bright	40.500	74	11Bet Cas	2.2680	6600.0	81	44697	No
142	GOM_NL__2PRFIN20100917_154309_000000392093_00054_44697_7252.N1	17-SEP-2010 15:43:09	Bright	39.000	76	27Gam Cas	2.3000	30000.	78	44697	No
143	GOM_NL__2PRFIN20100917_160549_000000452093_00054_44697_7253.N1	17-SEP-2010 16:05:49	Bright	44.500	24	66Alp Gem	1.5800	10200.	89	44697	No
144	GOM_NL__2PRFIN20100917_161439_000000542093_00054_44697_7254.N1	17-SEP-2010 16:14:39	Dark	53.500	8	10Alp CMi	0.40000	6500.0	107	44697	No
145	GOM_NL__2PRFIN20100917_162204_000000442093_00054_44697_7255.N1	17-SEP-2010 16:22:04	Dark	43.500	132	15Rho Pup	2.8030	6900.0	87	44697	No
146	GOM_NL__2PRFIN20100917_162357_000000602093_00054_44697_7256.N1	17-SEP-2010 16:23:57	Dark	60.000	1	9Alp CMa	-1.4400	11000.	120	44697	No
147	GOM_NL__2PRFIN20100917_162605_000000502093_00054_44697_7257.N1	17-SEP-2010 16:26:05	Dark	49.500	23	21Eps CMa	1.5020	26000.	99	44697	No
148	GOM_NL__2PRFIN20100917_163217_000000462093_00055_44698_7278.N1	17-SEP-2010 16:32:17	Dark	46.000	2	Alp Car	-0.73600	7000.0	92	44698	No
149	GOM_NL__2PRFIN20100917_164229_000000412093_00055_44698_7279.N1	17-SEP-2010 16:42:29	Dark	40.500	143	Alp Hyi	2.8570	7200.0	81	44698	No
150	GOM_NL__2PRFIN20100917_164355_000000432093_00055_44698_7280.N1	17-SEP-2010 16:43:55	Dark	42.500	9	Alp Eri	0.45300	24000.	85	44698	No
151	GOM_NL__2PRFIN20100917_164937_000000482093_00055_44698_7281.N1	17-SEP-2010 16:49:37	Straylight	48.000	84	Alp Phe	2.3970	4500.0	96	44698	No
152	GOM_NL__2PRFIN20100917_165711_000000592093_00055_44698_7282.N1	17-SEP-2010 16:57:11	Tw_i_and_stray	59.000	52	16Bet Cet	2.0370	4500.0	118	44698	No
153	GOM_NL__2PRFIN20100917_170757_000000402093_00055_44698_7283.N1	17-SEP-2010 17:07:57	Bright	39.500	90	54Alp Peg	2.4870	11000.	79	44698	No
154	GOM_NL__2PRFIN20100917_171147_000000422093_00055_44698_7284.N1	17-SEP-2010 17:11:47	Bright	41.500	93	53Bet Peg	2.5200	3100.0	83	44698	No
155	GOM_NL__2PRFIN20100917_171343_000000452093_00055_44698_7285.N1	17-SEP-2010 17:13:43	Bright	45.000	58	21Alp And	2.0730	11000.	90	44698	No
156	GOM_NL__2PRFIN20100917_172159_000000412093_00055_44698_7286.N1	17-SEP-2010 17:21:59	Bright	40.500	74	11Bet Cas	2.2680	6600.0	81	44698	No
157	GOM_NL__2PRFIN20100917_172344_000000432093_00055_44698_7287.N1	17-SEP-2010 17:23:44	Bright	43.000	76	27Gam Cas	2.3000	30000.	86	44698	No
158	GOM_NL__2PRFIN20100917_174625_000000462093_00055_44698_7288.N1	17-SEP-2010 17:46:25	Bright	45.500	24	66Alp Gem	1.5800	10200.	91	44698	No
159	GOM_NL__2PRFIN20100917_175516_000000552093_00055_44698_7289.N1	17-SEP-2010 17:55:16	Dark	54.500	8	10Alp CMi	0.40000	6500.0	109	44698	No
160	GOM_NL__2PRFIN20100917_180240_000000382093_00055_44698_7290.N1	17-SEP-2010 18:02:40	Dark	37.500	132	15Rho Pup	2.8030	6900.0	75	44698	No

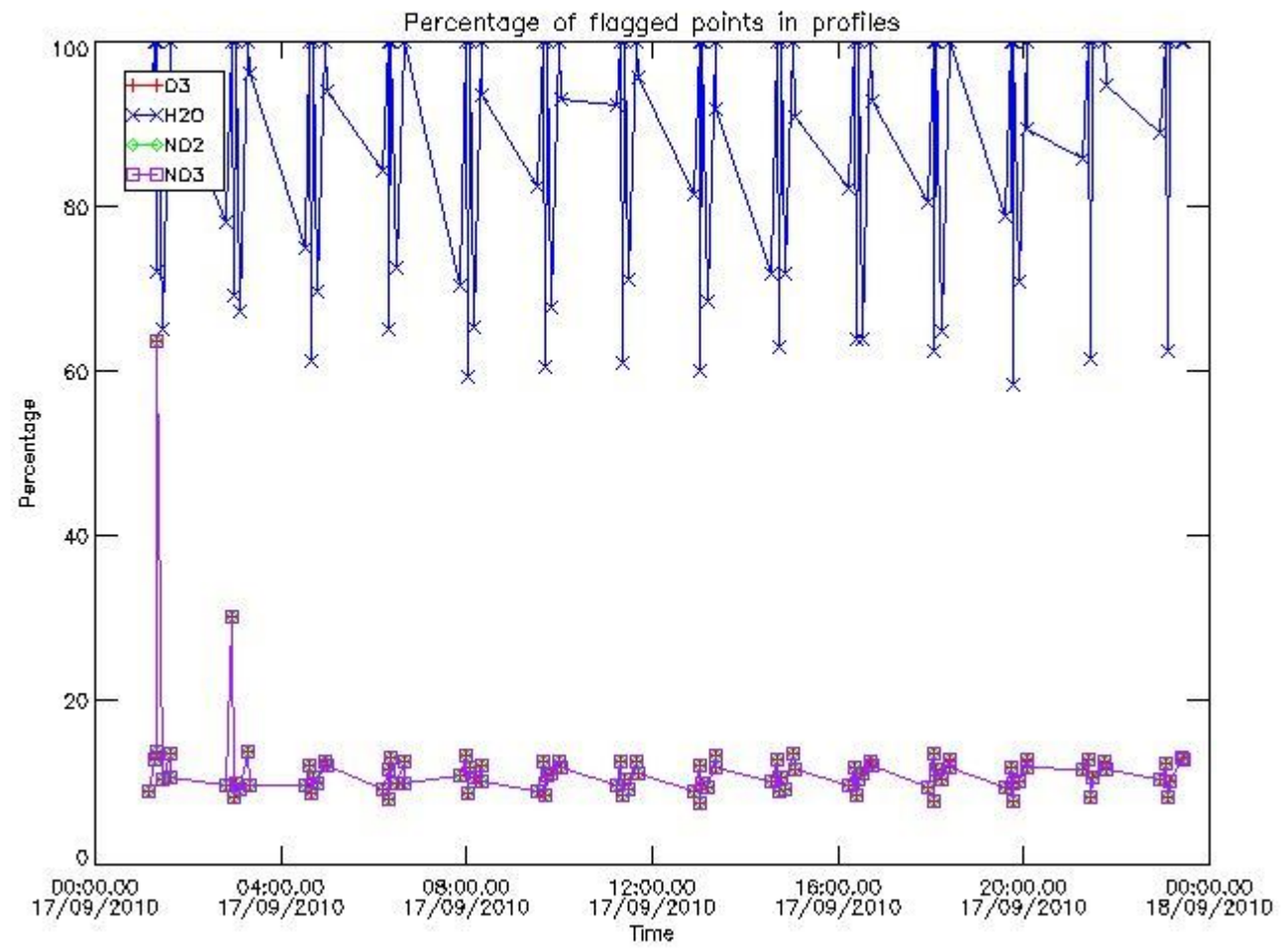
161	GOM_NL__2PRFIN20100917_180434_000000672093_00055_44698_7291.N1	17-SEP-2010 18:04:34	Dark	67.000	1	9Alp CMa	-1.4400	11000.	134	44698	No
162	GOM_NL__2PRFIN20100917_180642_000000452093_00055_44698_7292.N1	17-SEP-2010 18:06:42	Dark	44.500	23	21Eps CMa	1.5020	26000.	89	44698	No
163	GOM_NL__2PRFIN20100917_181253_000000552093_00056_44699_7327.N1	17-SEP-2010 18:12:53	Dark	54.500	2	Alp Car	-0.73600	7000.0	109	44699	No
164	GOM_NL__2PRFIN20100917_182306_000000402093_00056_44699_7328.N1	17-SEP-2010 18:23:06	Dark	40.000	143	Alp Hyi	2.8570	7200.0	80	44699	No
165	GOM_NL__2PRFIN20100917_182432_000000432093_00056_44699_7329.N1	17-SEP-2010 18:24:32	Dark	42.500	9	Alp Eri	0.45300	24000.	85	44699	No
166	GOM_NL__2PRFIN20100917_183013_000000462093_00056_44699_7330.N1	17-SEP-2010 18:30:13	Straylight	45.500	84	Alp Phe	2.3970	4500.0	91	44699	No
167	GOM_NL__2PRFIN20100917_183747_000000582093_00056_44699_7331.N1	17-SEP-2010 18:37:47	Tw_i_and_stray	58.000	52	16Bet Cet	2.0370	4500.0	116	44699	No
168	GOM_NL__2PRFIN20100917_184833_000000392093_00056_44699_7332.N1	17-SEP-2010 18:48:33	Bright	39.000	90	54Alp Peg	2.4870	11000.	78	44699	No
169	GOM_NL__2PRFIN20100917_185223_000000382093_00056_44699_7333.N1	17-SEP-2010 18:52:23	Bright	38.000	93	53Bet Peg	2.5200	3100.0	76	44699	No
170	GOM_NL__2PRFIN20100917_185418_000000462093_00056_44699_7334.N1	17-SEP-2010 18:54:18	Bright	45.500	58	21Alp And	2.0730	11000.	91	44699	No
171	GOM_NL__2PRFIN20100917_190234_000000422093_00056_44699_7335.N1	17-SEP-2010 19:02:34	Bright	41.500	74	11Bet Cas	2.2680	6600.0	83	44699	No
172	GOM_NL__2PRFIN20100917_190419_000000432093_00056_44699_7336.N1	17-SEP-2010 19:04:19	Bright	43.000	76	27Gam Cas	2.3000	30000.	86	44699	No
173	GOM_NL__2PRFIN20100917_192701_000000542093_00056_44699_7337.N1	17-SEP-2010 19:27:01	Bright	54.000	24	66Alp Gem	1.5800	10200.	108	44699	No
174	GOM_NL__2PRFIN20100917_193552_000000552093_00056_44699_7338.N1	17-SEP-2010 19:35:52	Dark	54.500	8	10Alp CMi	0.40000	6500.0	109	44699	No
175	GOM_NL__2PRFIN20100917_194317_000000442093_00056_44699_7339.N1	17-SEP-2010 19:43:17	Dark	43.500	132	15Rho Pup	2.8030	6900.0	87	44699	No
176	GOM_NL__2PRFIN20100917_194512_000000672093_00056_44699_7340.N1	17-SEP-2010 19:45:12	Dark	66.500	1	9Alp CMa	-1.4400	11000.	133	44699	No
177	GOM_NL__2PRFIN20100917_194719_000000522093_00056_44699_7341.N1	17-SEP-2010 19:47:19	Dark	52.000	23	21Eps CMa	1.5020	26000.	104	44699	No
178	GOM_NL__2PRFIN20100917_195330_000000562093_00057_44700_7359.N1	17-SEP-2010 19:53:30	Dark	55.500	2	Alp Car	-0.73600	7000.0	111	44700	No
179	GOM_NL__2PRFIN20100917_200342_000000402093_00057_44700_7360.N1	17-SEP-2010 20:03:42	Dark	40.000	143	Alp Hyi	2.8570	7200.0	80	44700	No
180	GOM_NL__2PRFIN20100917_200508_000000432093_00057_44700_7361.N1	17-SEP-2010 20:05:08	Dark	42.500	9	Alp Eri	0.45300	24000.	85	44700	No
181	GOM_NL__2PRFIN20100917_201050_000000452093_00057_44700_7362.N1	17-SEP-2010 20:10:50	Straylight	45.000	84	Alp Phe	2.3970	4500.0	90	44700	No
182	GOM_NL__2PRFIN20100917_201823_000000592093_00057_44700_7363.N1	17-SEP-2010 20:18:23	Tw_i_and_stray	58.500	52	16Bet Cet	2.0370	4500.0	117	44700	No
183	GOM_NL__2PRFIN20100917_202908_000000402093_00057_44700_7364.N1	17-SEP-2010 20:29:08	Bright	39.500	90	54Alp Peg	2.4870	11000.	79	44700	No
184	GOM_NL__2PRFIN20100917_203259_000000392093_00057_44700_7365.N1	17-SEP-2010 20:32:59	Bright	39.000	93	53Bet Peg	2.5200	3100.0	78	44700	No
185	GOM_NL__2PRFIN20100917_203454_000000472093_00057_44700_7366.N1	17-SEP-2010 20:34:54	Bright	46.500	58	21Alp And	2.0730	11000.	93	44700	No
186	GOM_NL__2PRFIN20100917_204310_000000442093_00057_44700_7367.N1	17-SEP-2010 20:43:10	Bright	44.000	74	11Bet Cas	2.2680	6600.0	88	44700	No
187	GOM_NL__2PRFIN20100917_204455_000000432093_00057_44700_7368.N1	17-SEP-2010 20:44:55	Bright	43.000	76	27Gam Cas	2.3000	30000.	86	44700	No
188	GOM_NL__2PRFIN20100917_210738_000000642093_00057_44700_7369.N1	17-SEP-2010 21:07:38	Bright	64.000	24	66Alp Gem	1.5800	10200.	128	44700	No
189	GOM_NL__2PRFIN20100917_211629_000000532093_00057_44700_7370.N1	17-SEP-2010 21:16:29	Dark	52.500	8	10Alp CMi	0.40000	6500.0	105	44700	No
190	GOM_NL__2PRFIN20100917_212353_000000442093_00057_44700_7371.N1	17-SEP-2010 21:23:53	Dark	43.500	132	15Rho Pup	2.8030	6900.0	87	44700	No
191	GOM_NL__2PRFIN20100917_212549_000000632093_00057_44700_7372.N1	17-SEP-2010 21:25:49	Dark	62.500	1	9Alp CMa	-1.4400	11000.	125	44700	No
192	GOM_NL__2PRFIN20100917_212756_000000492093_00057_44700_7373.N1	17-SEP-2010 21:27:56	Dark	48.500	23	21Eps CMa	1.5020	26000.	97	44700	No
193	GOM_NL__2PRFIN20100917_214418_000000412093_00058_44701_7374.N1	17-SEP-2010 21:44:18	Dark	40.500	143	Alp Hyi	2.8570	7200.0	81	44701	No
194	GOM_NL__2PRFIN20100917_214544_000000482093_00058_44701_7375.N1	17-SEP-2010 21:45:44	Dark	48.000	9	Alp Eri	0.45300	24000.	96	44701	No
195	GOM_NL__2PRFIN20100917_215126_000000432093_00058_44701_7376.N1	17-SEP-2010 21:51:26	Straylight	43.000	84	Alp Phe	2.3970	4500.0	86	44701	No
196	GOM_NL__2PRFIN20100917_215859_000000582093_00058_44701_7377.N1	17-SEP-2010 21:58:59	Tw_i_and_stray	58.000	52	16Bet Cet	2.0370	4500.0	116	44701	No
197	GOM_NL__2PRFIN20100917_220944_000000392093_00058_44701_7378.N1	17-SEP-2010 22:09:44	Bright	38.500	90	54Alp Peg	2.4870	11000.	77	44701	No
198	GOM_NL__2PRFIN20100917_221334_000000382093_00058_44701_7379.N1	17-SEP-2010 22:13:34	Bright	37.500	93	53Bet Peg	2.5200	3100.0	75	44701	No
199	GOM_NL__2PRFIN20100917_221529_000000442093_00058_44701_7380.N1	17-SEP-2010 22:15:29	Bright	44.000	58	21Alp And	2.0730	11000.	88	44701	No
200	GOM_NL__2PRFIN20100917_222345_000000432093_00058_44701_7381.N1	17-SEP-2010 22:23:45	Bright	43.000	74	11Bet Cas	2.2680	6600.0	86	44701	No
201	GOM_NL__2PRFIN20100917_222530_000000432093_00058_44701_7382.N1	17-SEP-2010 22:25:30	Bright	43.000	76	27Gam Cas	2.3000	30000.	86	44701	No
202	GOM_NL__2PRFIN20100917_224813_000000452093_00058_44701_7383.N1	17-SEP-2010 22:48:13	Bright	44.500	24	66Alp Gem	1.5800	10200.	89	44701	No
203	GOM_NL__2PRFIN20100917_225705_000000592093_00058_44701_7384.N1	17-SEP-2010 22:57:05	Dark	59.000	8	10Alp CMi	0.40000	6500.0	118	44701	No
204	GOM_NL__2PRFIN20100917_230430_000000422093_00058_44701_7385.N1	17-SEP-2010 23:04:30	Dark	41.500	132	15Rho Pup	2.8030	6900.0	83	44701	No
205	GOM_NL__2PRFIN20100917_230626_000000632093_00058_44701_7386.N1	17-SEP-2010 23:06:26	Dark	63.000	1	9Alp CMa	-1.4400	11000.	126	44701	No
206	GOM_NL__2PRFIN20100917_230833_000000512093_00058_44701_7387.N1	17-SEP-2010 23:08:33	Dark	50.500	23	21Eps CMa	1.5020	26000.	101	44701	No
207	GOM_NL__2PRFIN20100917_232455_000000392093_00059_44702_7387.N1	17-SEP-2010 23:24:55	Dark	39.000	143	Alp Hyi	2.8570	7200.0	78	44702	No
208	GOM_NL__2PRFIN20100917_232621_000000442093_00059_44702_7388.N1	17-SEP-2010 23:26:21	Dark	44.000	9	Alp Eri	0.45300	24000.	88	44702	No
209	GOM_NL__2PRFIN20100917_233202_000000532093_00059_44702_7389.N1	17-SEP-2010 23:32:02	Straylight	53.000	84	Alp Phe	2.3970	4500.0	106	44702	No
210	GOM_NL__2PRFIN20100917_233936_000000592093_00059_44702_7390.N1	17-SEP-2010 23:39:36	Tw_i_and_stray	59.000	52	16Bet Cet	2.0370	4500.0	118	44702	No
211	GOM_NL__2PRFIN20100917_235020_000000402093_00059_44702_7391.N1	17-SEP-2010 23:50:20	Bright	39.500	90	54Alp Peg	2.4870	11000.	79	44702	No
212	GOM_NL__2PRFIN20100917_235410_000000422093_00059_44702_7392.N1	17-SEP-2010 23:54:10	Bright	42.000	93	53Bet Peg	2.5200	3100.0	84	44702	No
213	GOM_NL__2PRFIN20100917_235604_000000472093_00059_44702_7393.N1	17-SEP-2010 23:56:04	Bright	47.000	58	21Alp And	2.0730	11000.	94	44702	No

3. Quality information per product

In this section it is plotted some information contained in the Quality Summary data set of the level 2 products. Only products in dark limb conditions and without errors (error flag in


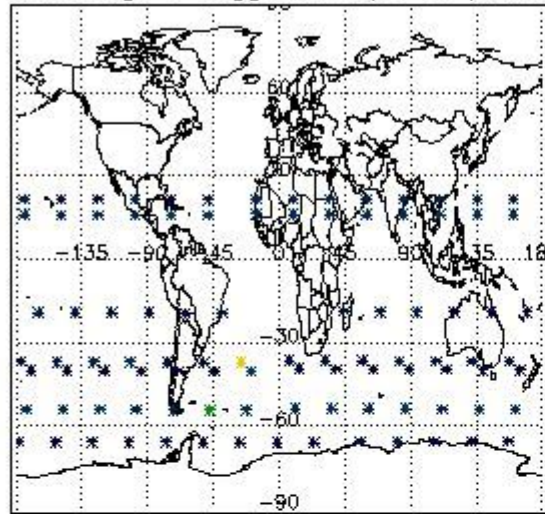
the MPH set to "0") are used.

3.1 Plot quality information per product (time dependant)

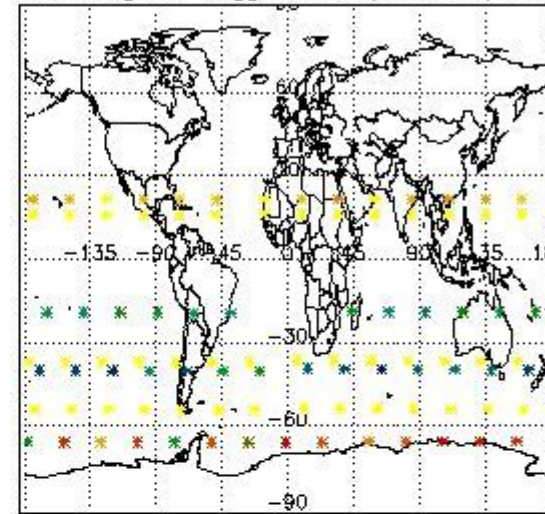


3.2 Plot quality information per product (world map)


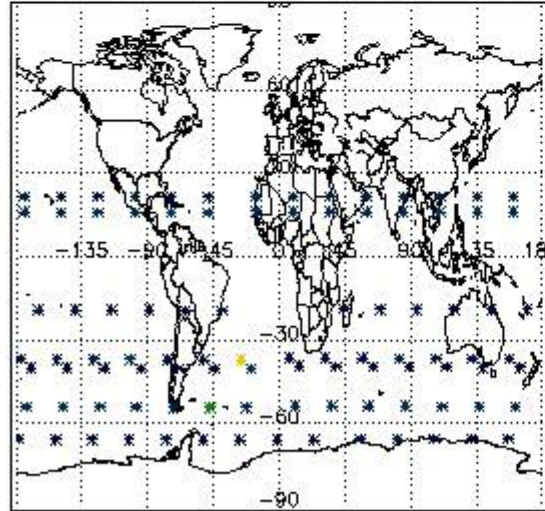
Percentage of flagged data per O3 profile



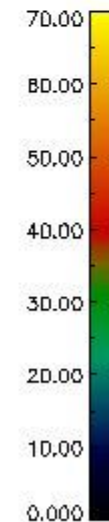
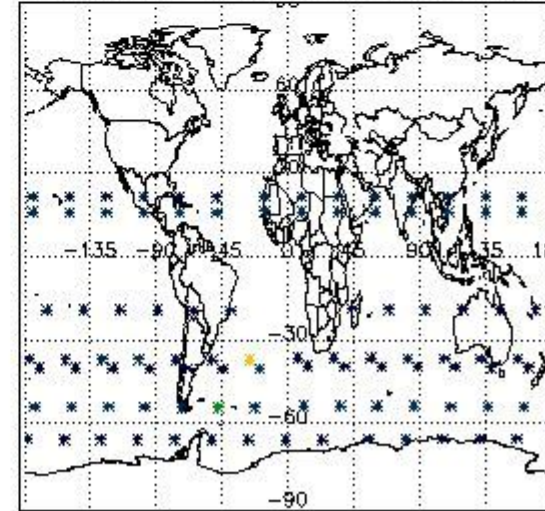
Percentage of flagged data per H2O profile



Percentage of flagged data per NO2 profile



Percentage of flagged data per NO3 profile

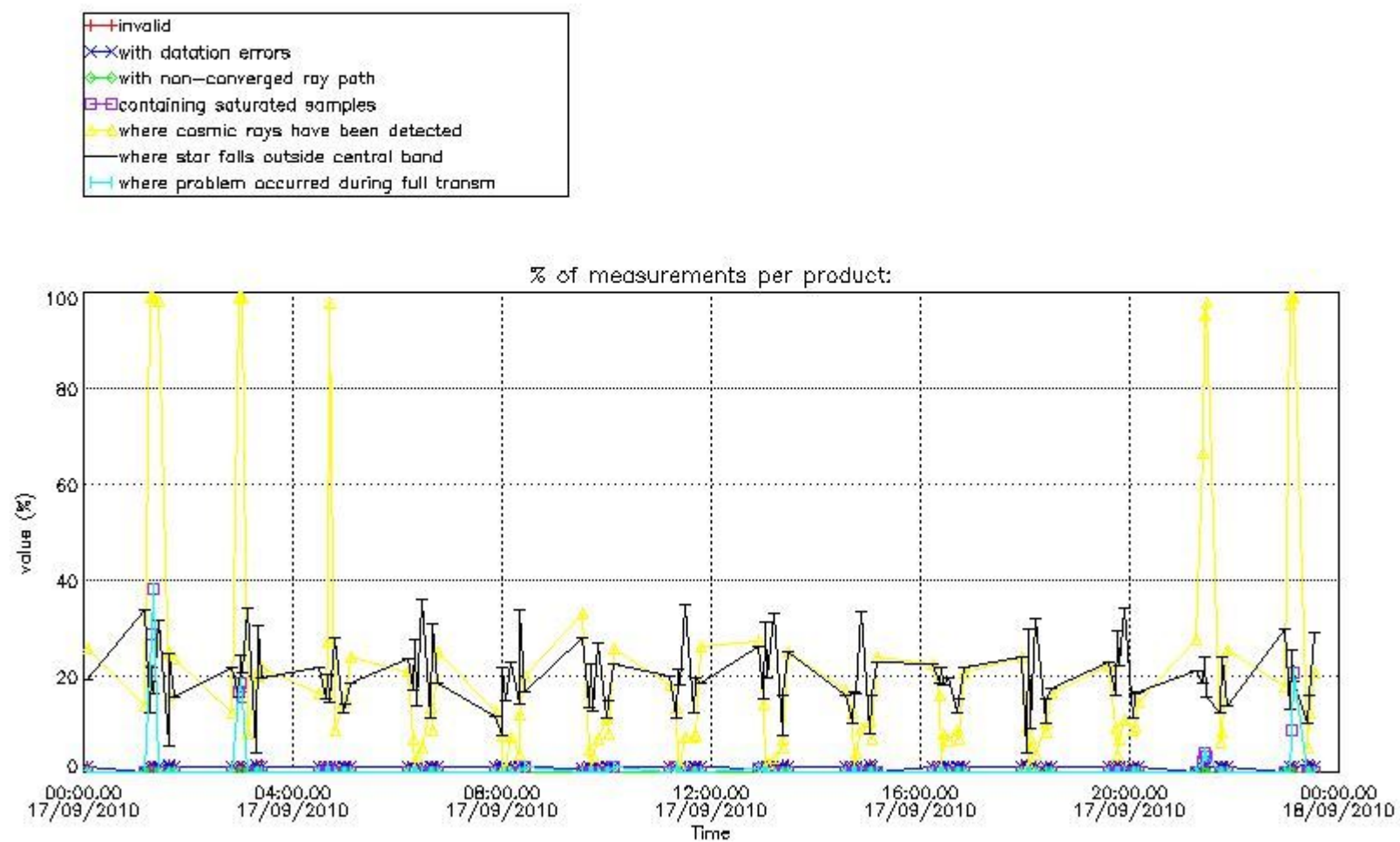


4. Level 1 quality information per product

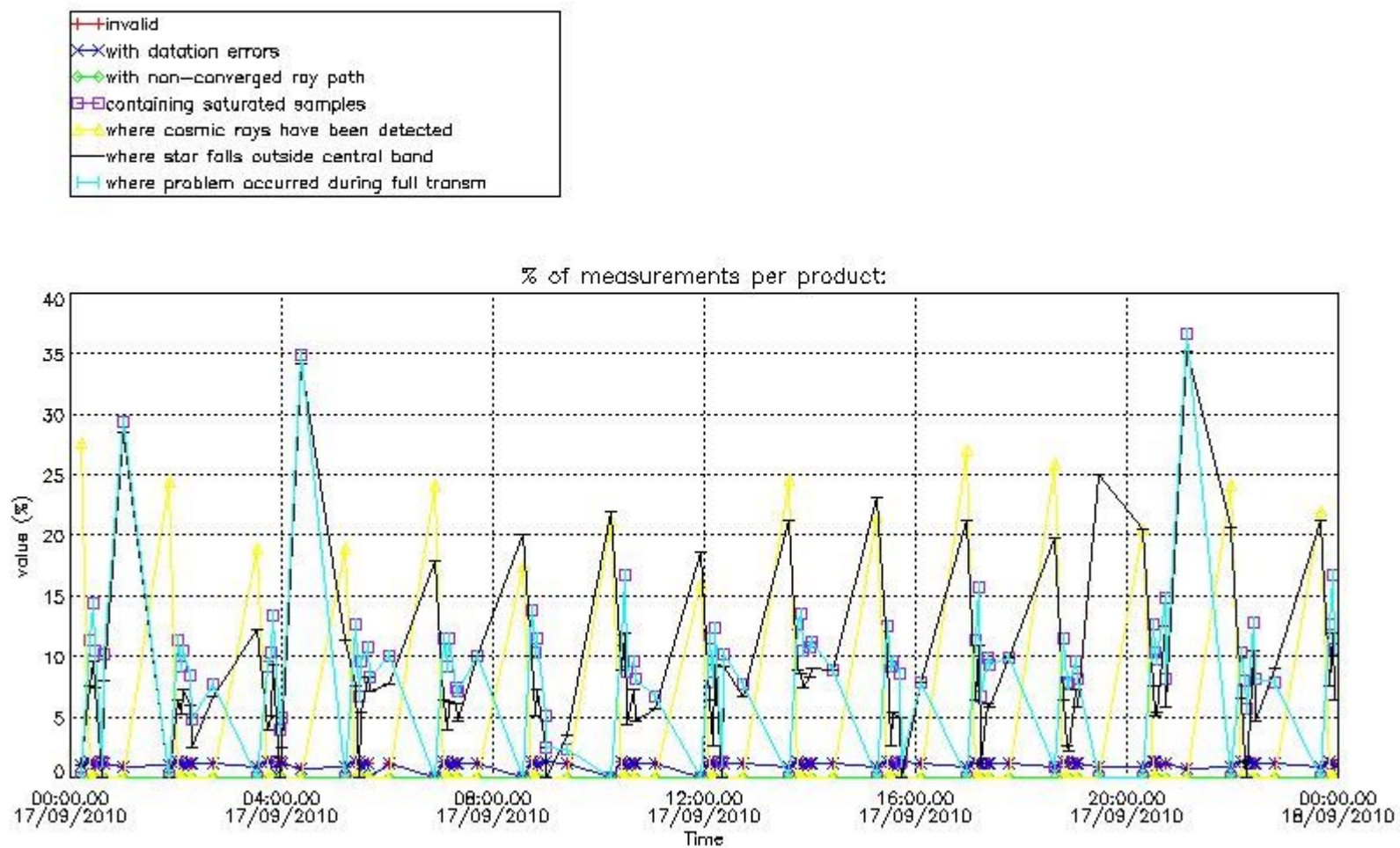
In this section it is plotted some information contained in the Quality Summary data set of the level 2 products that comes from the level 1b processing. Products without errors (error flag in the MPH set to "0") are used.

4.1 Plot quality information per product (time dependant) coming from level 1b processing

4.1.1 Plot level 1 quality information per product (time dependant): ENVISAT ASCENDING passes

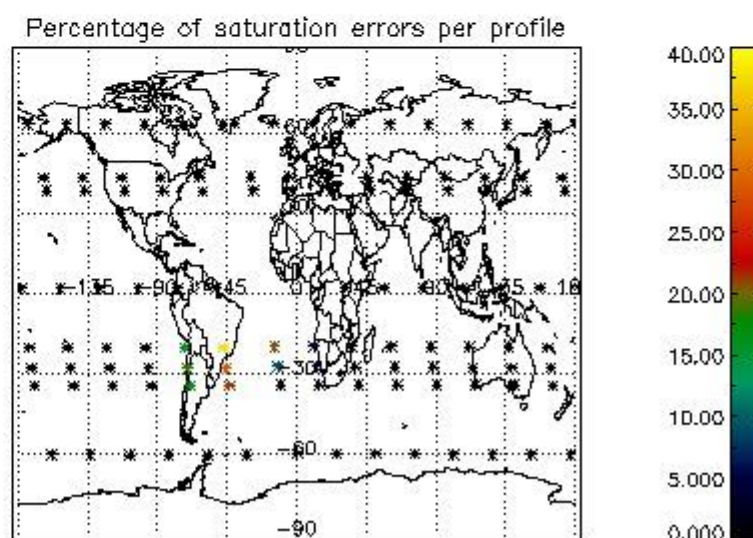
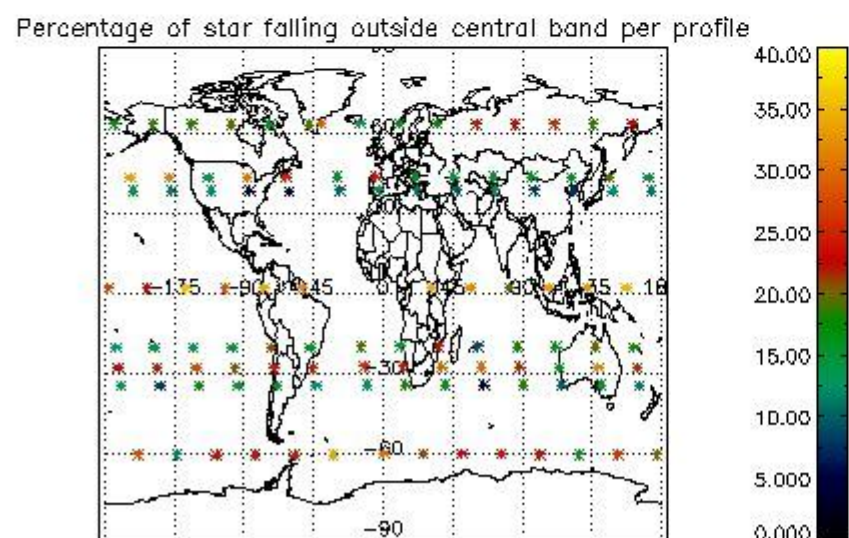
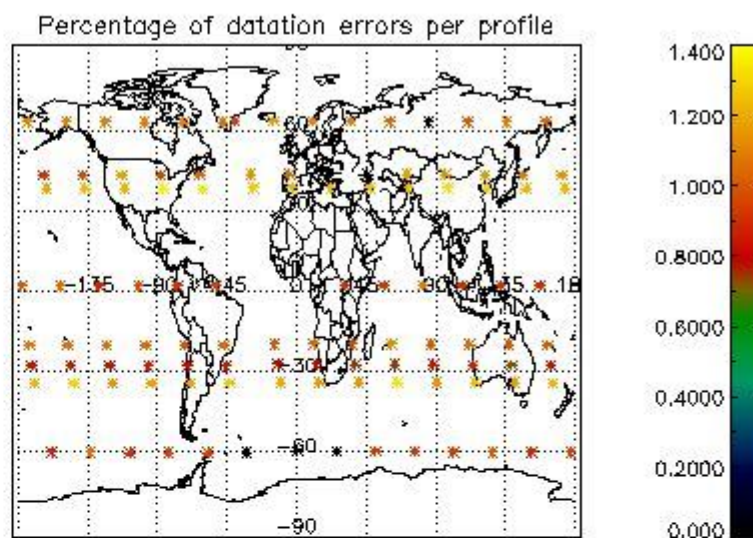
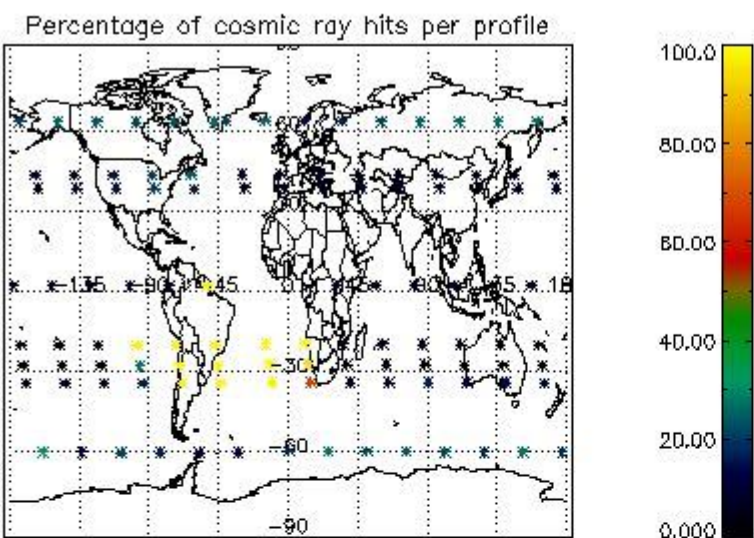


4.1.2 Plot level 1 quality information per product (time dependant): ENVI SAT DESCENDING passes

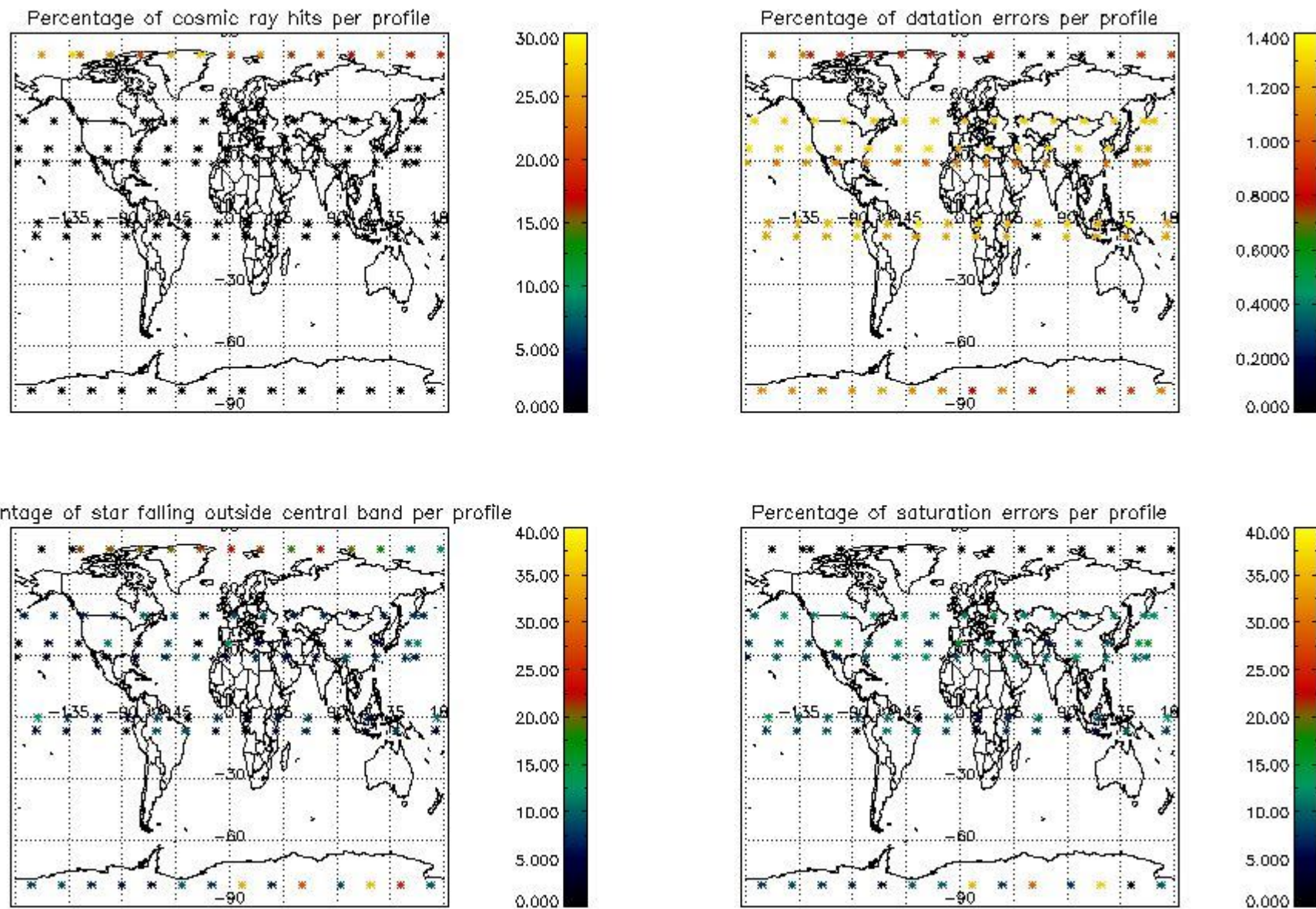


4.2 Plot quality information per product coming from level 1b processing (world map)

4.2.1 Plot level 1 quality information per product (world map): ENVISAT ASCENDING passes



4.2.2 Plot level 1 quality information per product (world map): ENVISAT DESCENDING passes



5. Trace gas profiles

5.1 Ozone statistics based on quality of products

The final quality of the products can be "measured" using the STD (Standard Deviation) attached to every point profile. This information is written to the parameter GOM_NL__2P/NL_LOCAL_SPECIES_DENSITY/o3_std of the level 2 products. The table below shows the statistics for given STD ranges.

The statistics are given with respect to the overall valid production:

- Products without fatal errors: GOM_NL__2P/MPH/PRODUCT_ERR=0
- Valid point profile: GOM_NL__2P/NL_LOCAL_SPECIES_DENSITY/pcd(0)=0

The 'Criteria' is applied to valid points of dark limb products:

- Products in dark limb illumination condition: GOM_NL__2P/NL_SUMMARY_QUALITY/obs_ill_cond=0
- Products without fatal errors: GOM_NL__2P/MPH/PRODUCT_ERR=0
- Valid point profile: GOM_NL__2P/NL_LOCAL_SPECIES_DENSITY/pcd(0)=0

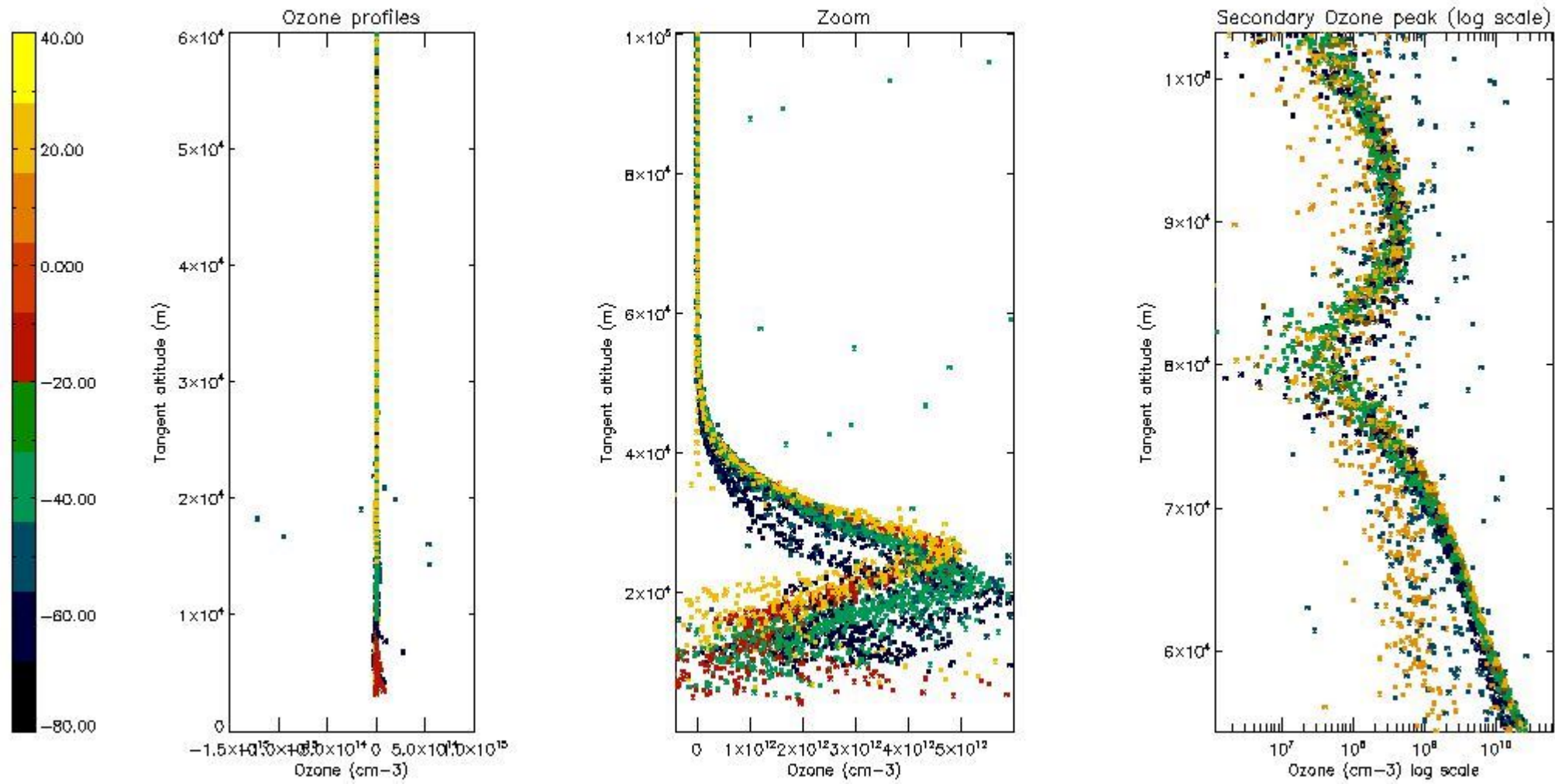
So, the table below shows the percentage of dark limb and valid observations for each criteria with respect to the overall valid daily observations.

Criteria	% of total production
All STD	48
STD < 20	29

STD < 10	23
STD < 5	19

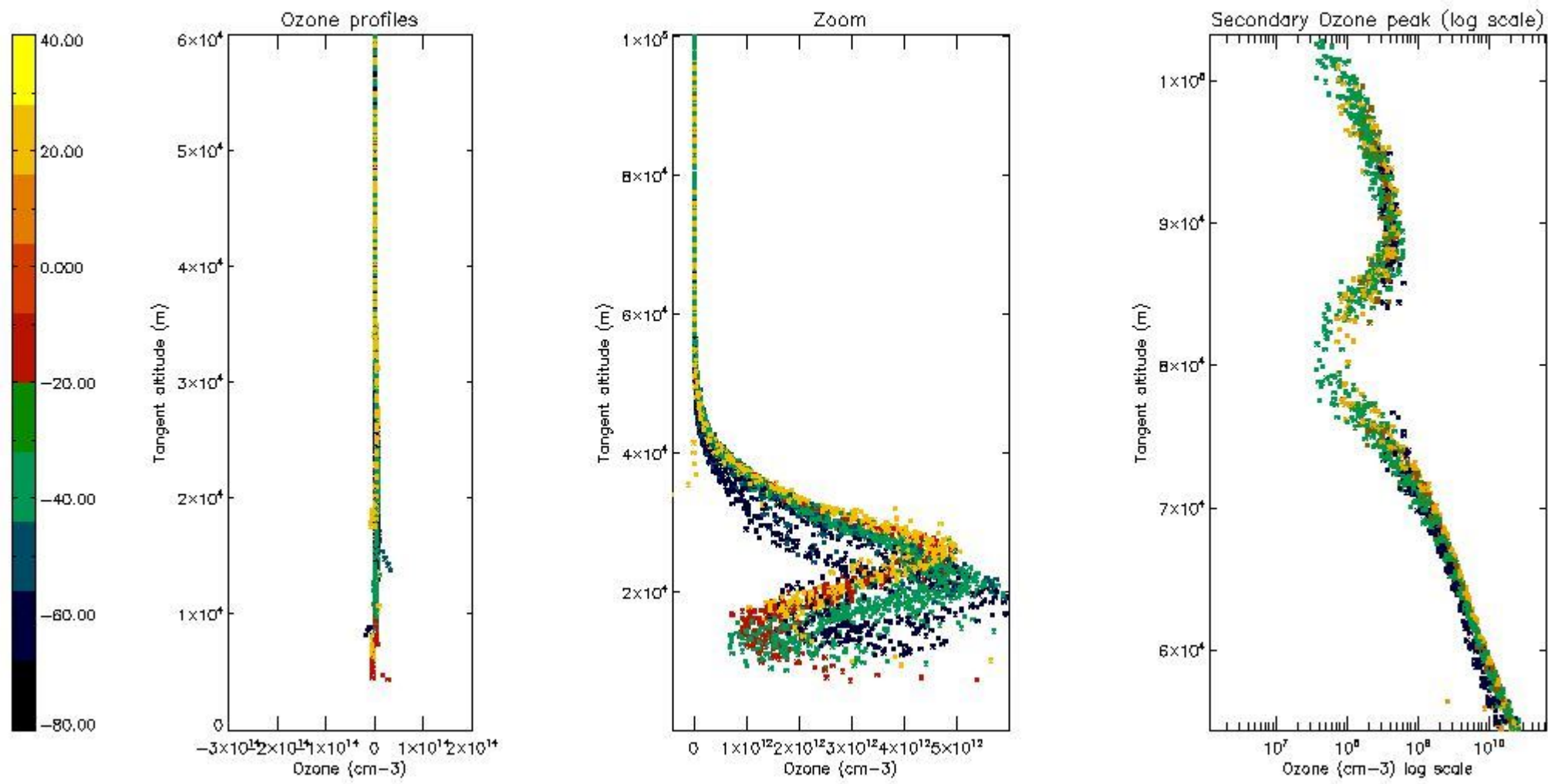
5.2 Plot ozone profiles for all STD (dark without errors)

The colorbar represents the latitude.



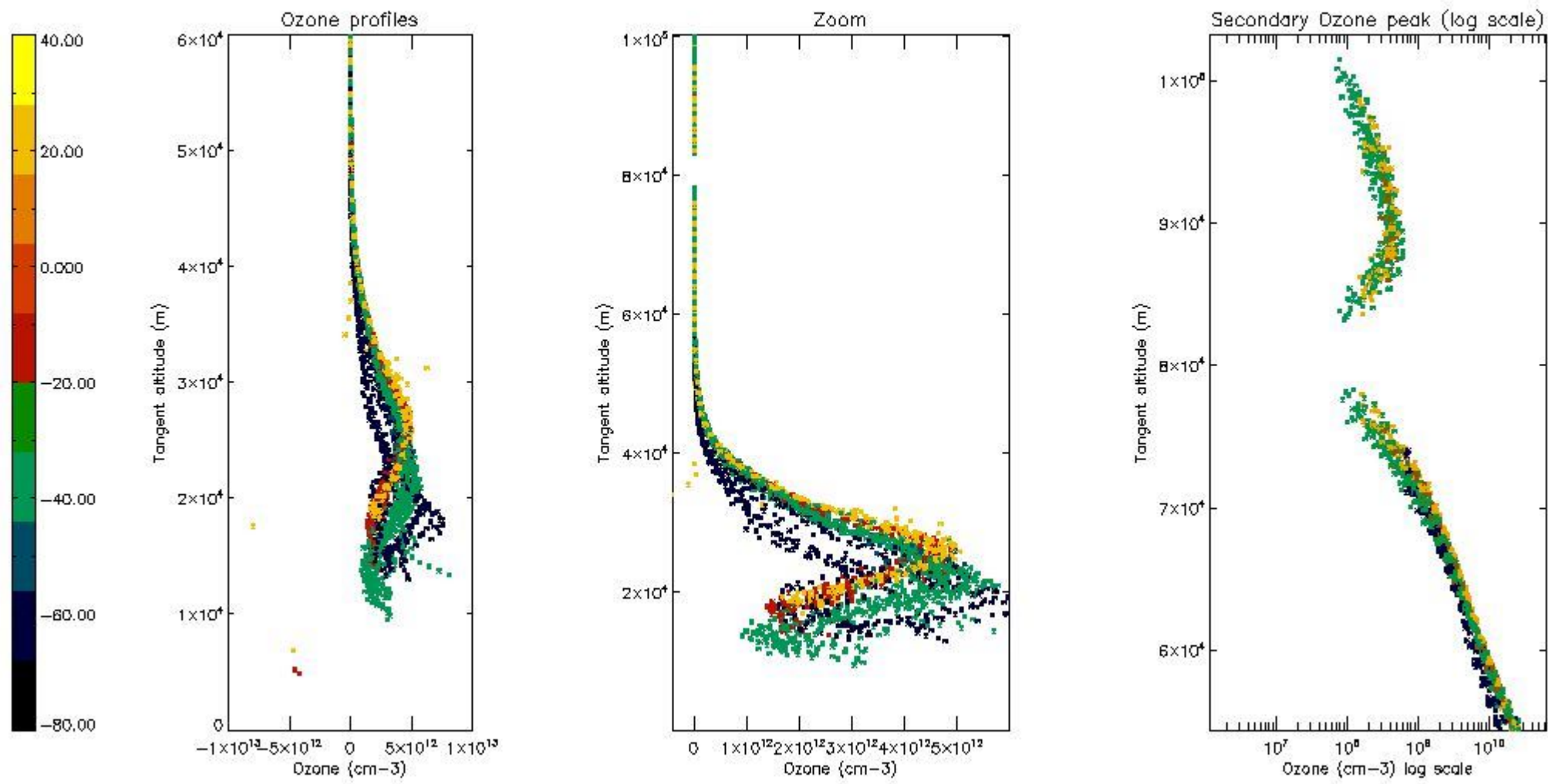
5.3 Plot ozone profiles where STD < 20% (dark without errors)

The colorbar represents the latitude.



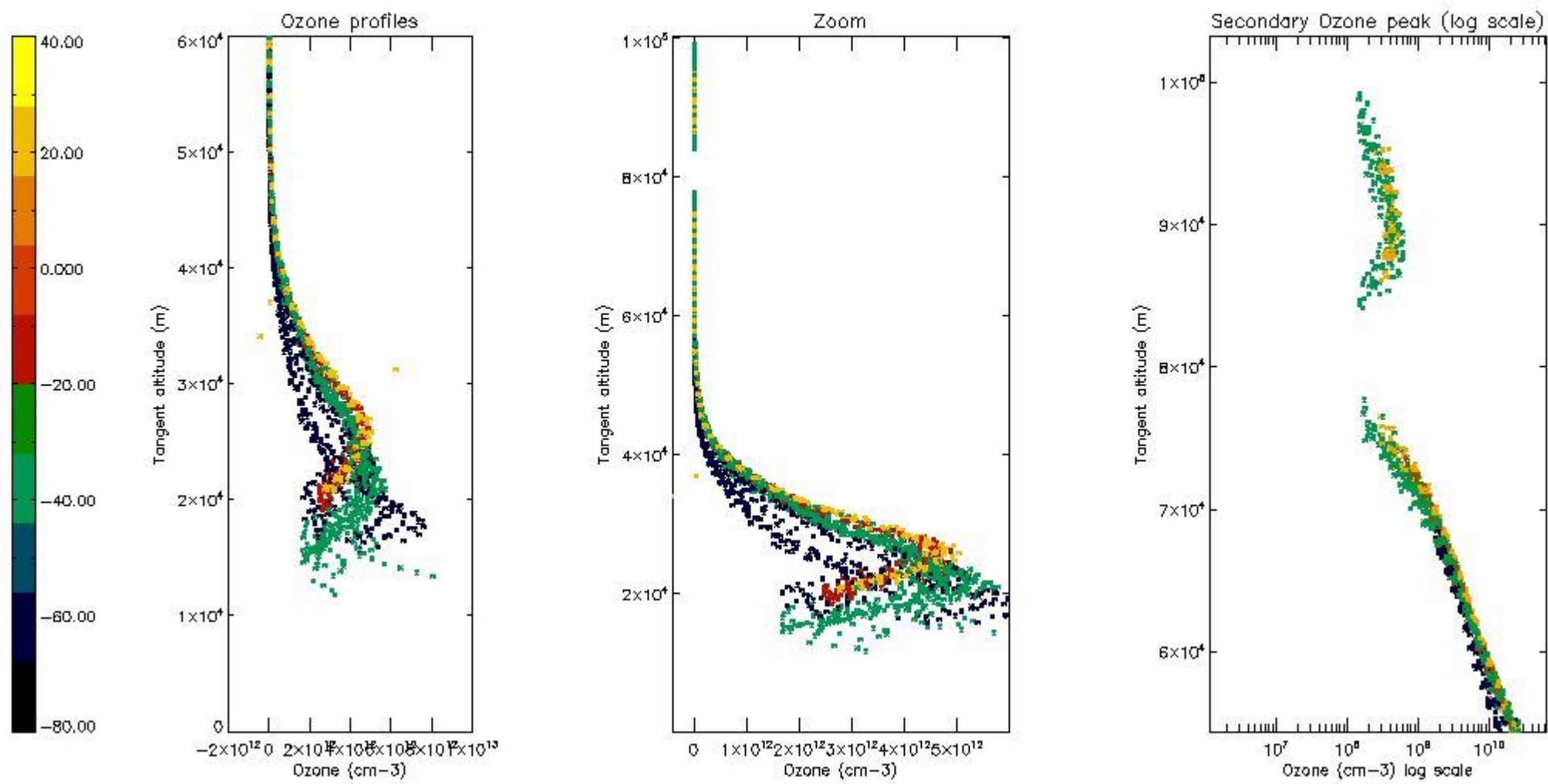
5.4 Plot ozone profiles where STD < 10% (dark without errors)

The colorbar represents the latitude.



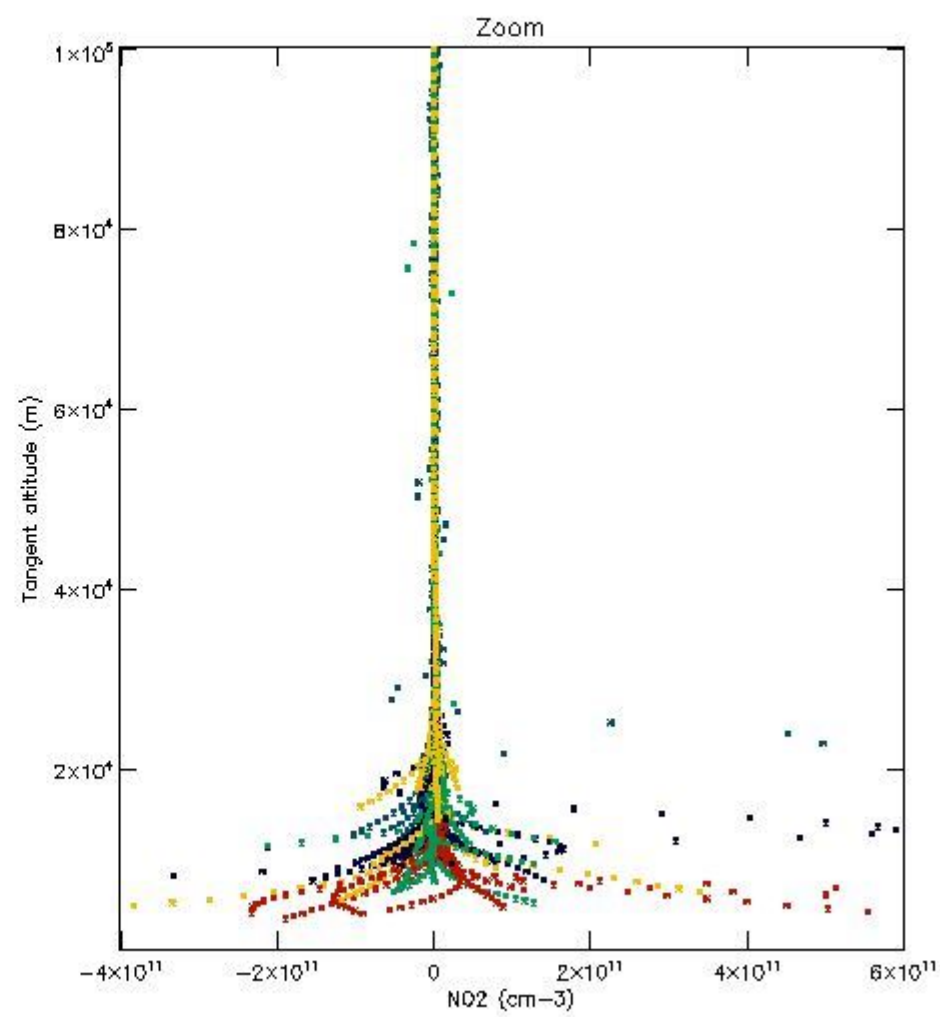
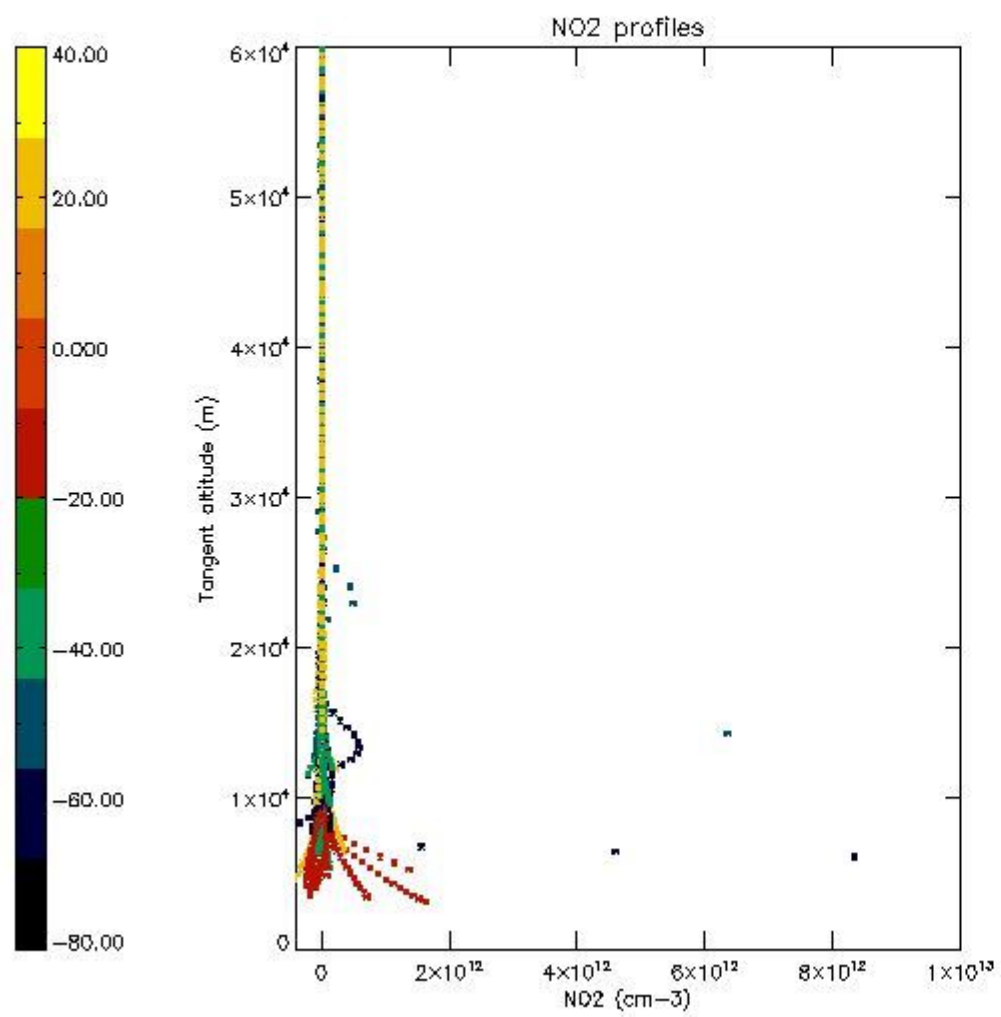
5.5 Plot ozone profiles where $STD < 5\%$ (dark without errors)

The colorbar represents the latitude.



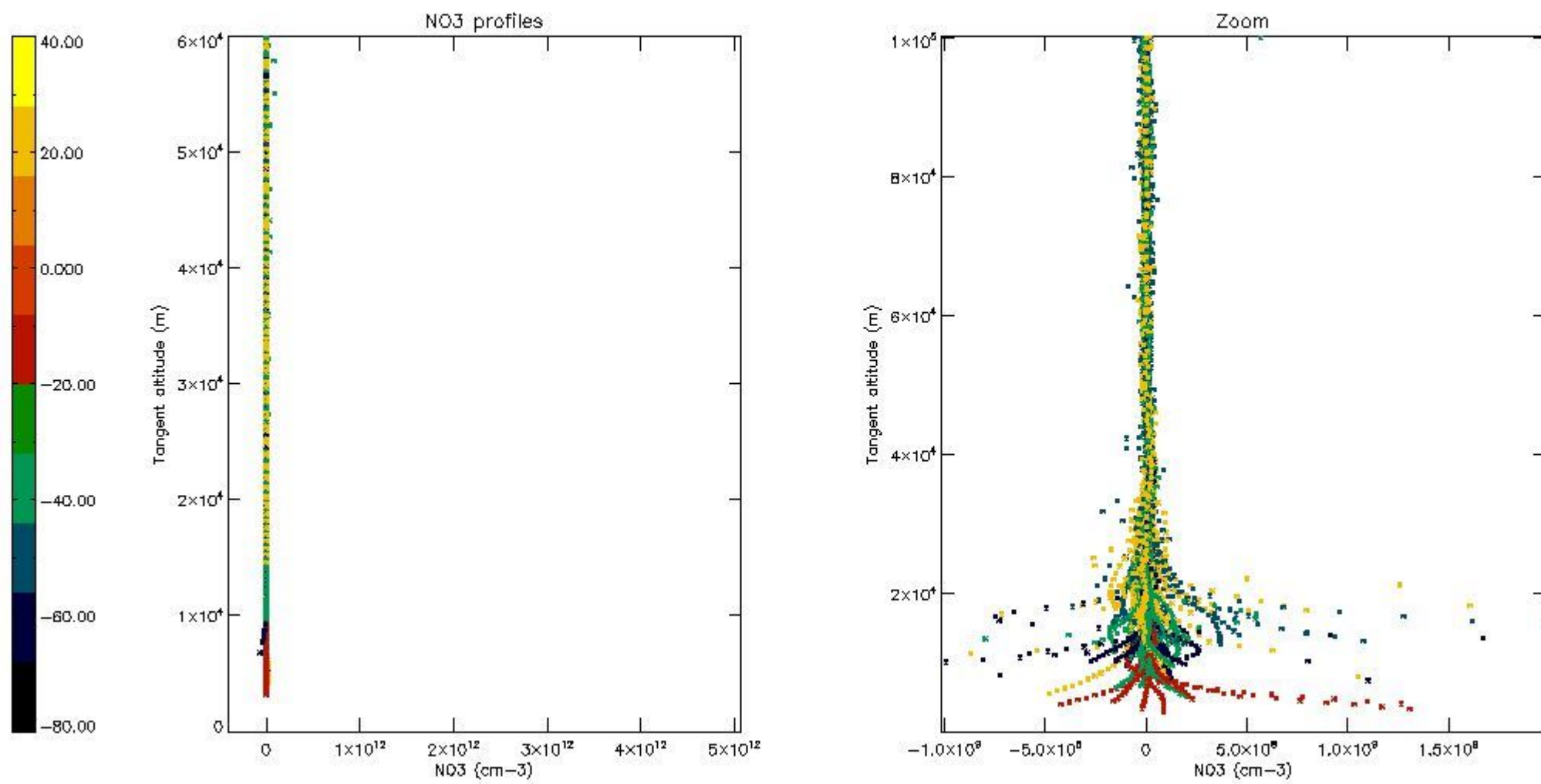
5.6 Plot NO₂ profiles for all STD (dark without errors)

The colorbar represents the latitude.



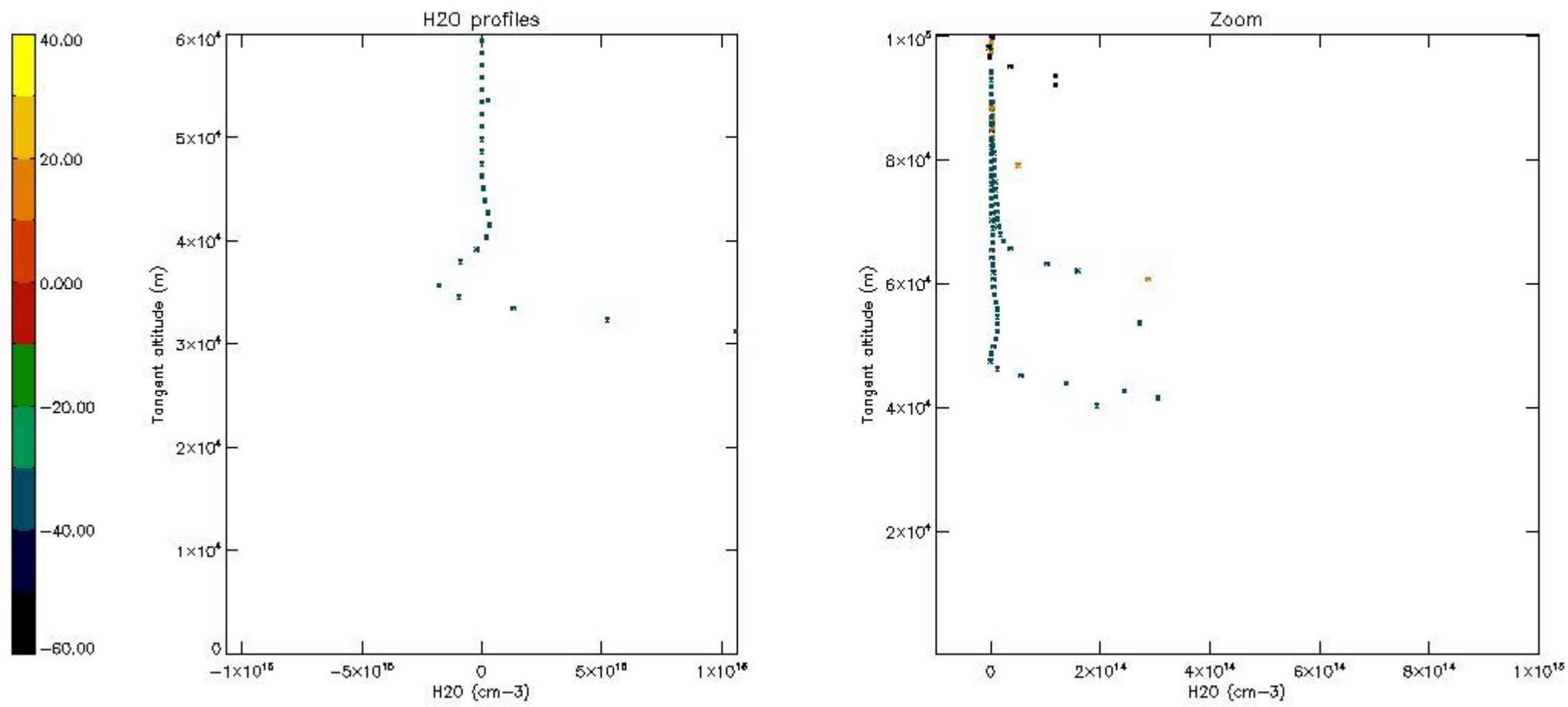
5.7 Plot NO3 profiles for all STD (dark without errors)

The colorbar represents the latitude.



5.8 Plot H2O profiles for all STD (only for occultations of stars 1,2,3,4,13,14,16,26,63 dark without errors)

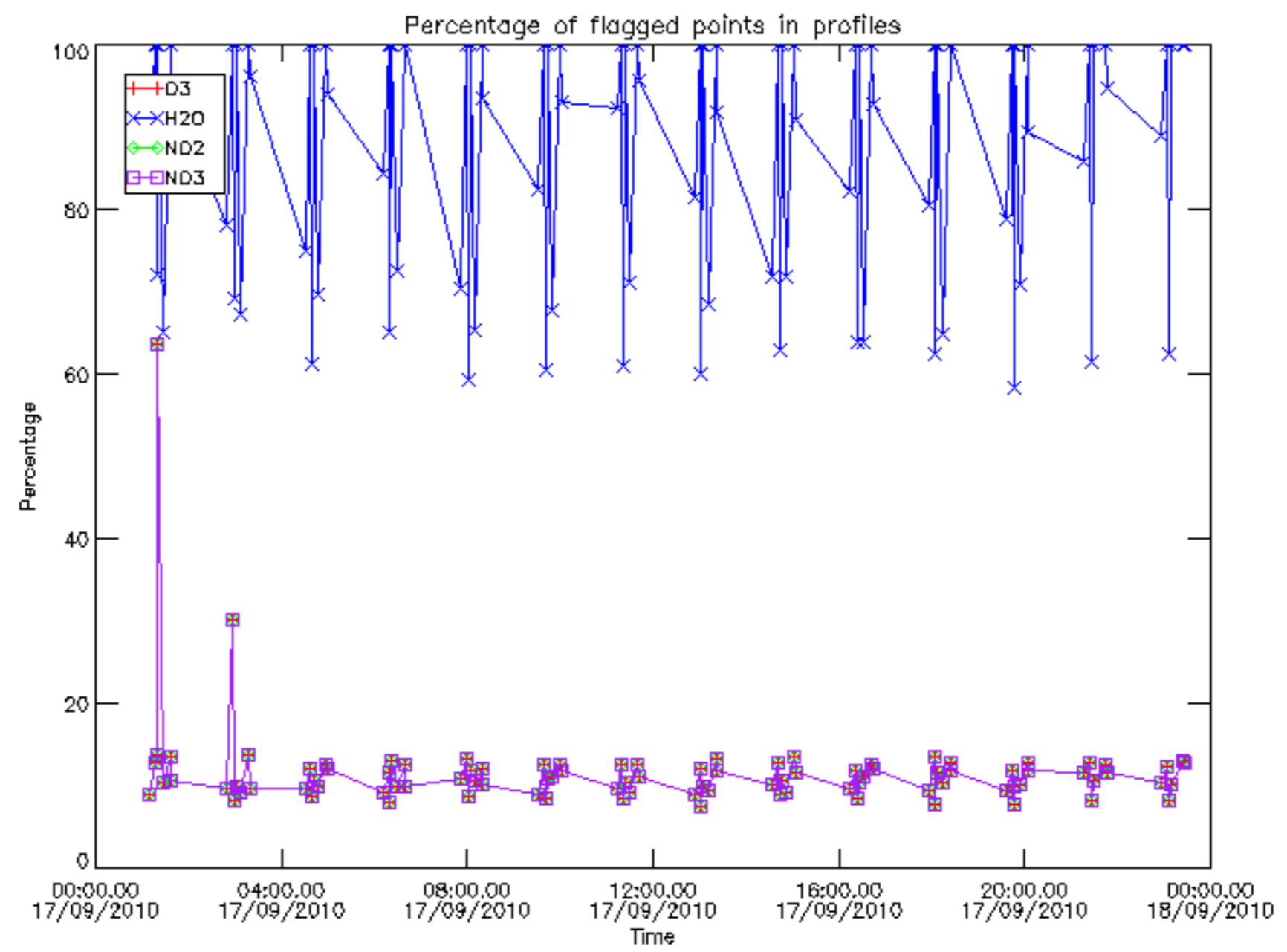
The colorbar represents the latitude.



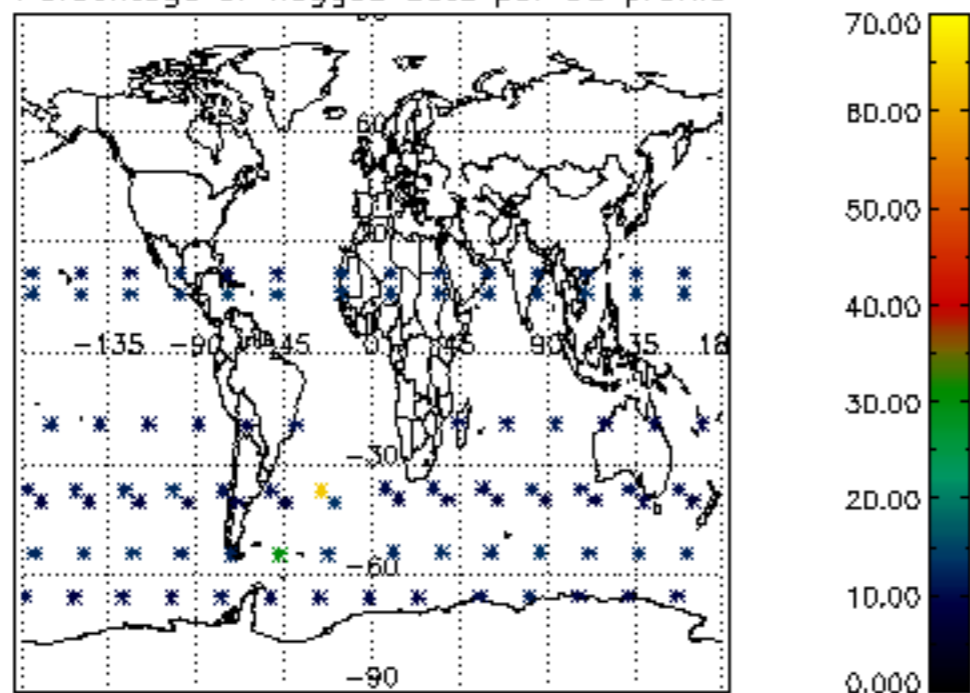
6. Auxiliary Data Files used for the production reported in section 2

The number reported in the third column indicates since which file (see list in section 2) the corresponding auxiliary file has been used. The fourth column is the date of those product files.

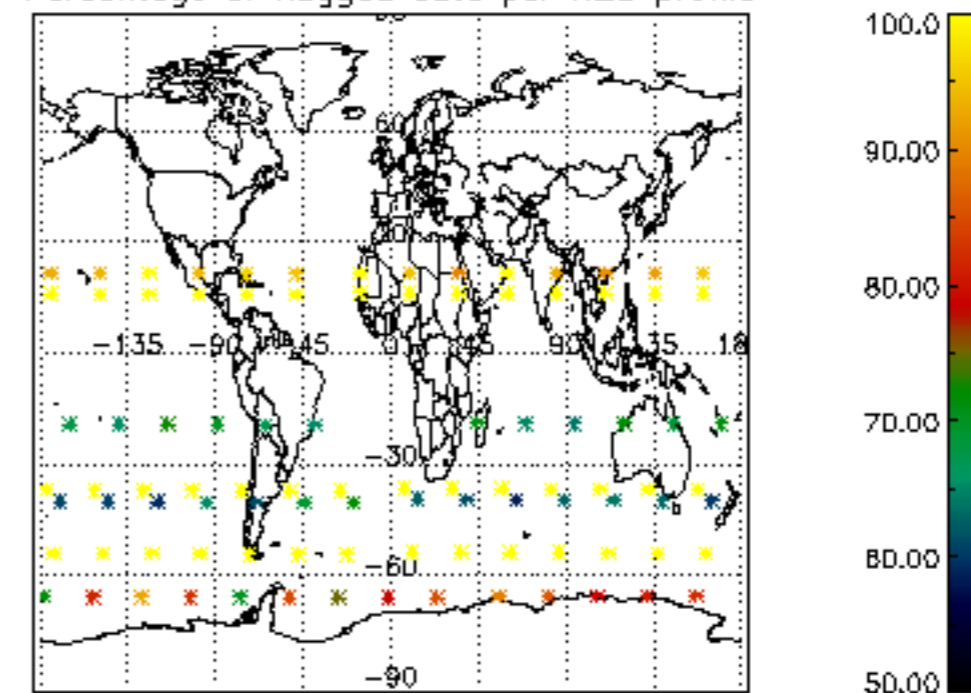
Type	Auxiliary Filename	Used since product	Used since product date
INST_PHYS_CHARACTERISTICS	GOM_INS_AXVIEC20091111_143220_20030716_120000_20500101_000000	1	17-SEP-2010 00:03:34
LEVEL-2_PROC_CONFIG	GOM_PR2_AXVIEC20091111_152718_20020301_000000_20500101_000000	1	17-SEP-2010 00:03:34
CROSS_SECTIONS_FILE	GOM_CRS_AXVIEC20091111_154832_20020301_000000_20500101_000000	1	17-SEP-2010 00:03:34



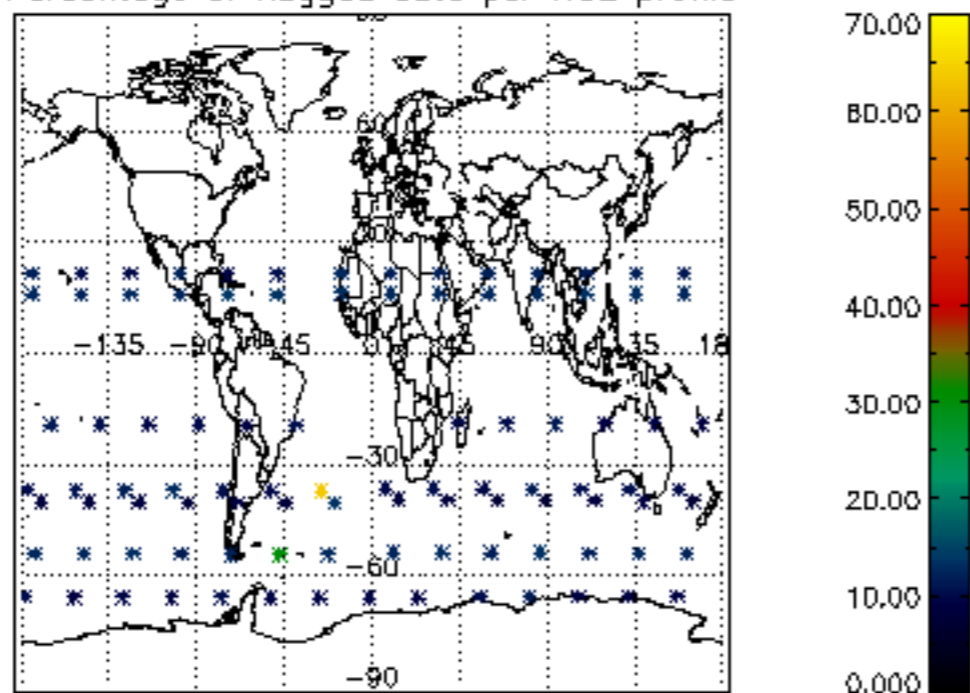
Percentage of flagged data per D3 profile



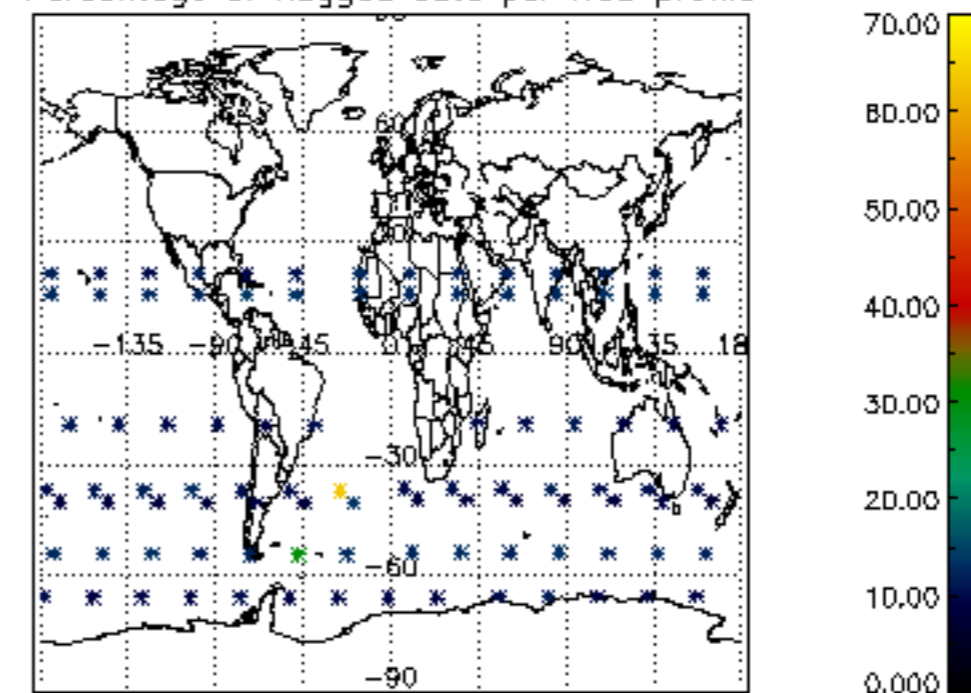
Percentage of flagged data per H2O profile

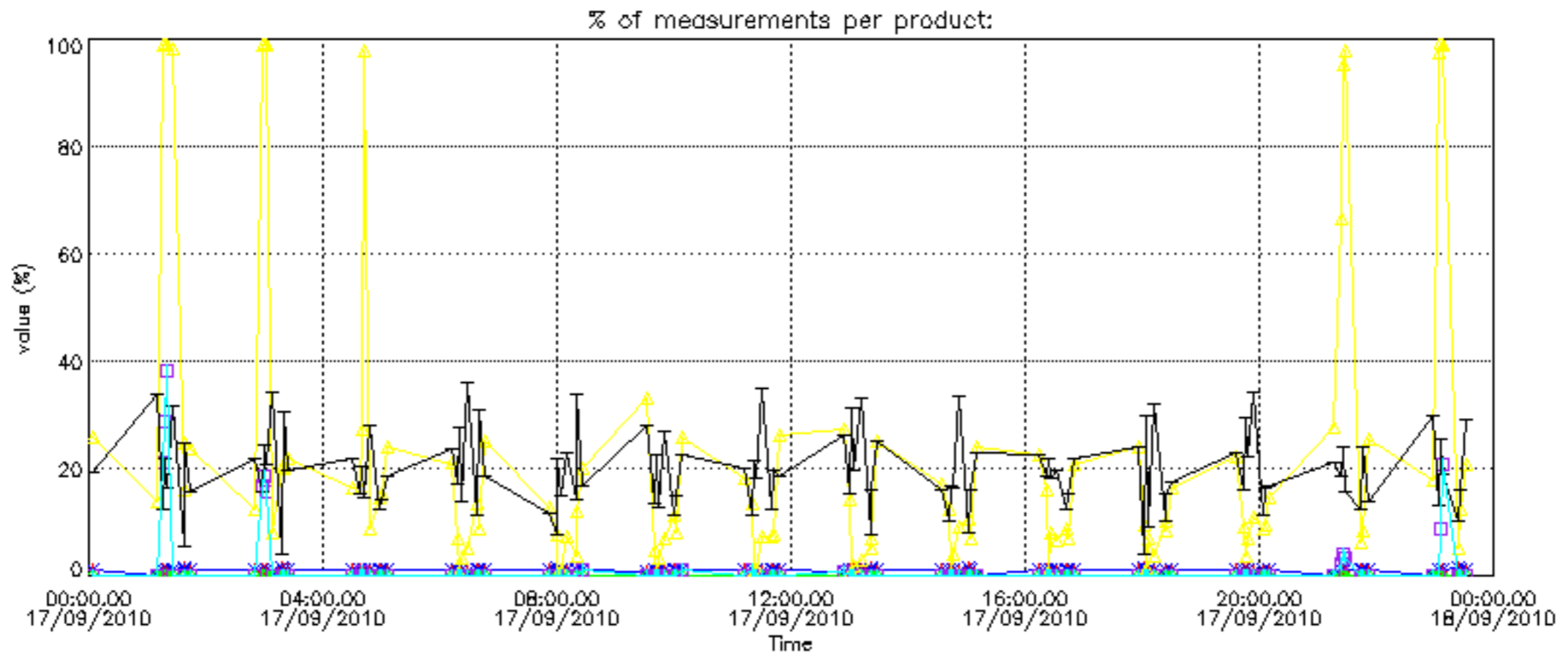


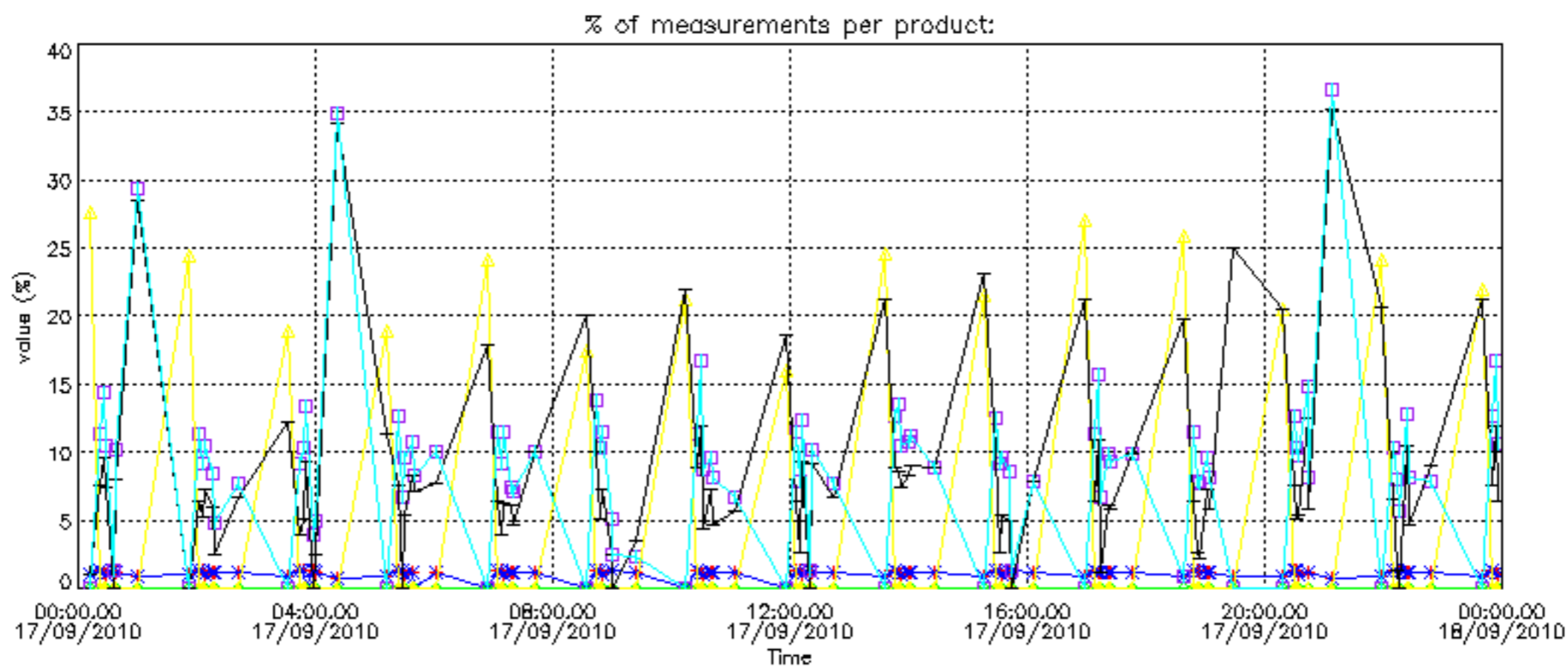
Percentage of flagged data per NO2 profile



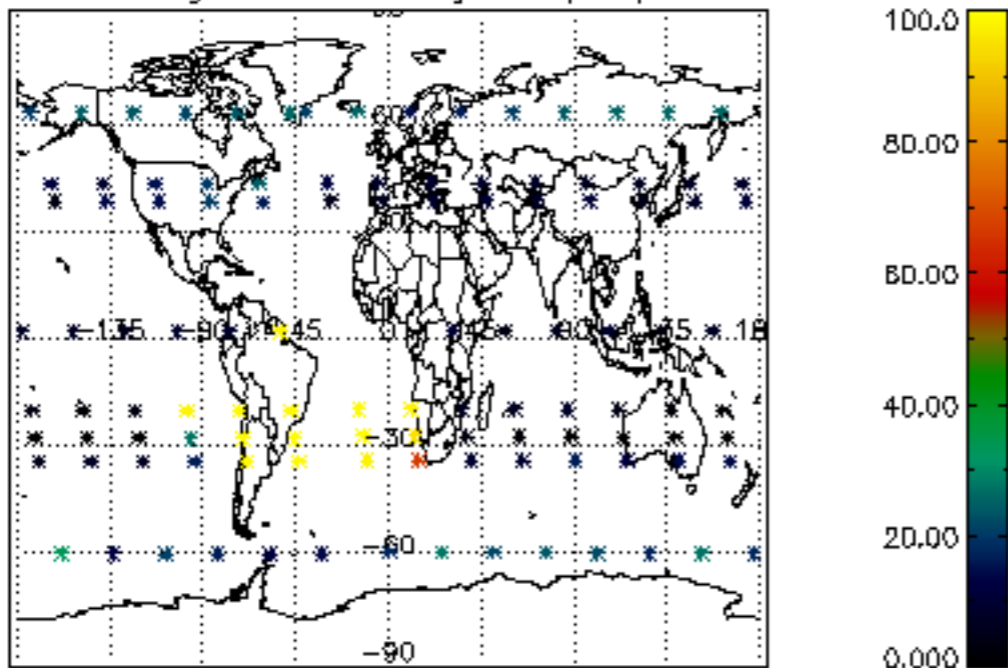
Percentage of flagged data per NO3 profile



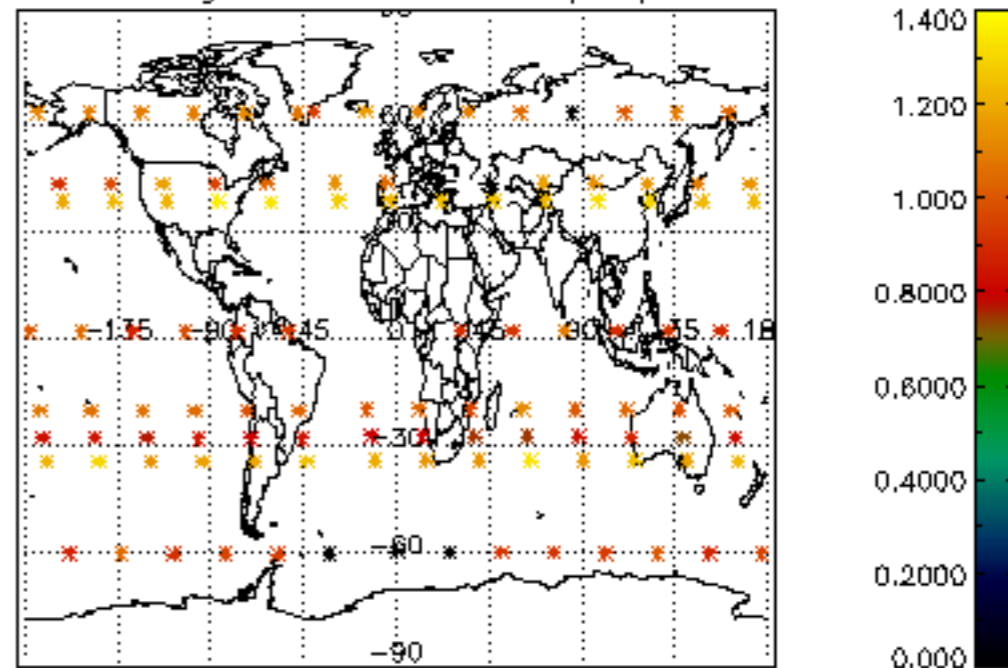




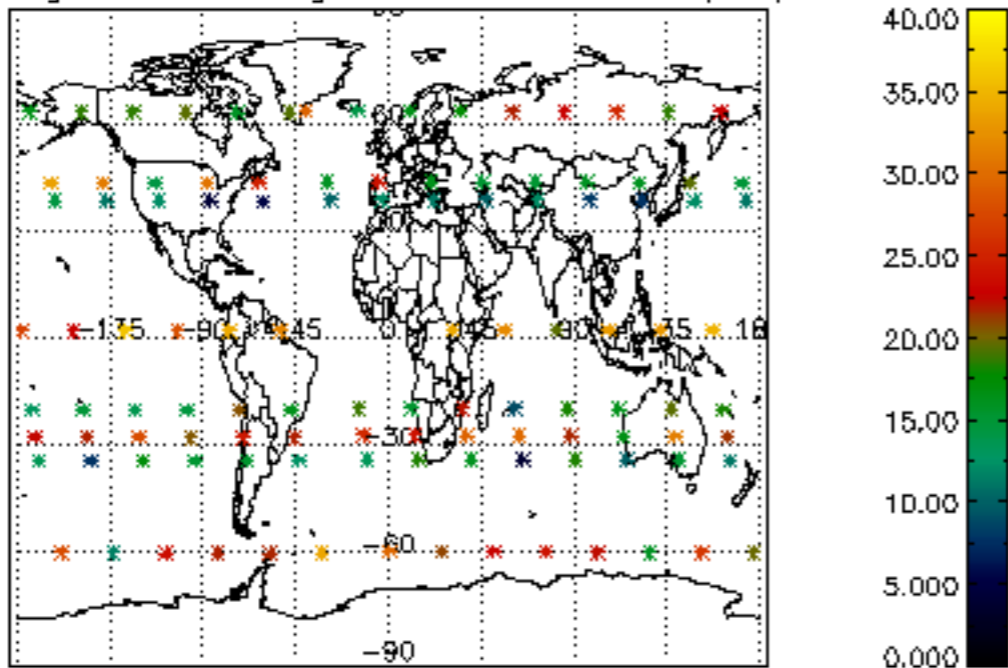
Percentage of cosmic ray hits per profile



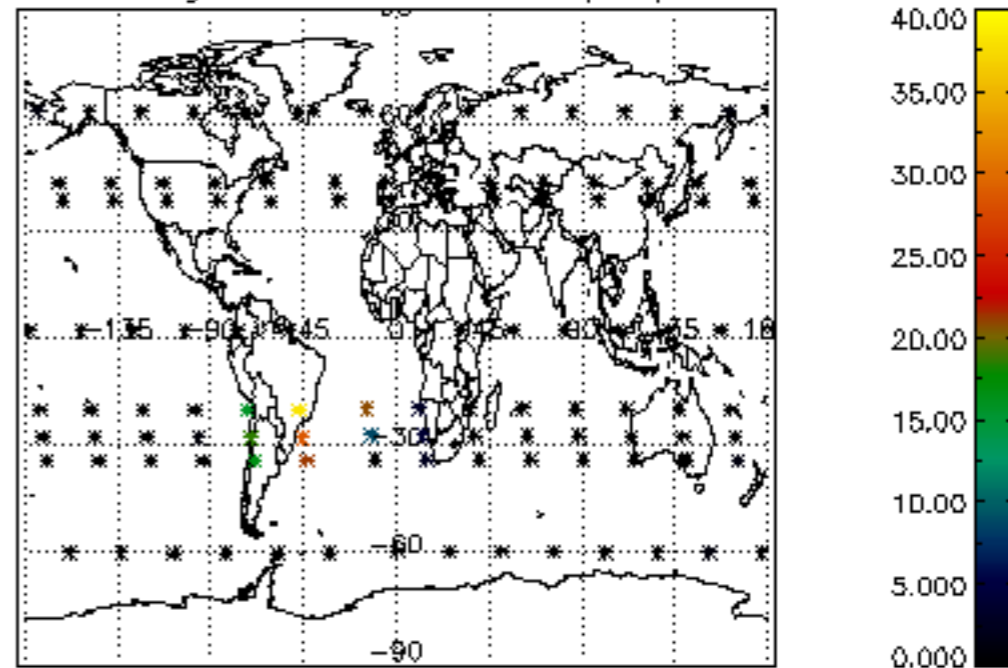
Percentage of datation errors per profile



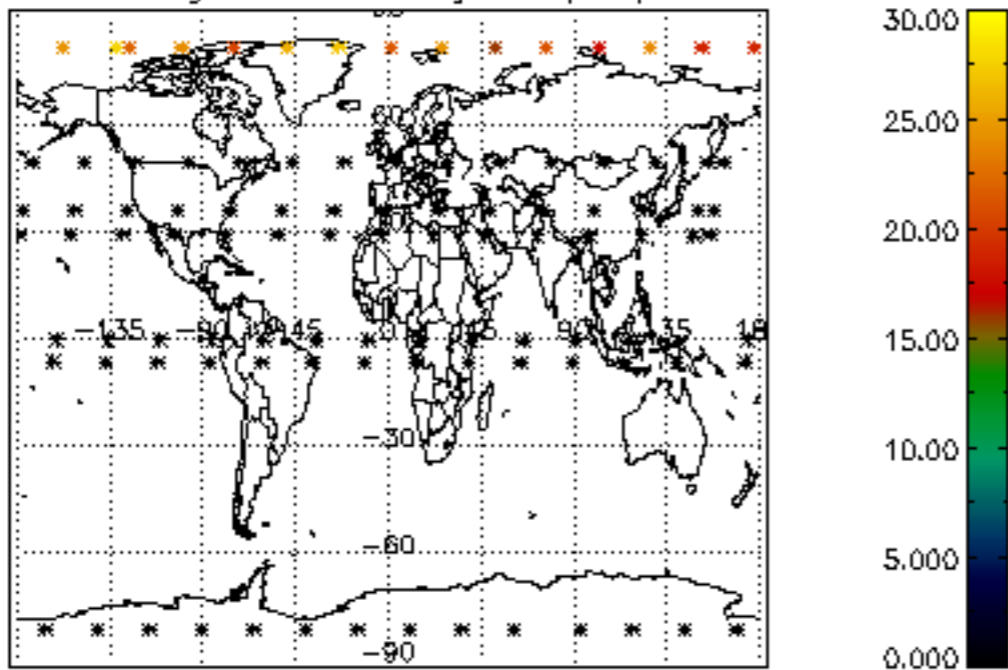
Percentage of star falling outside central band per profile



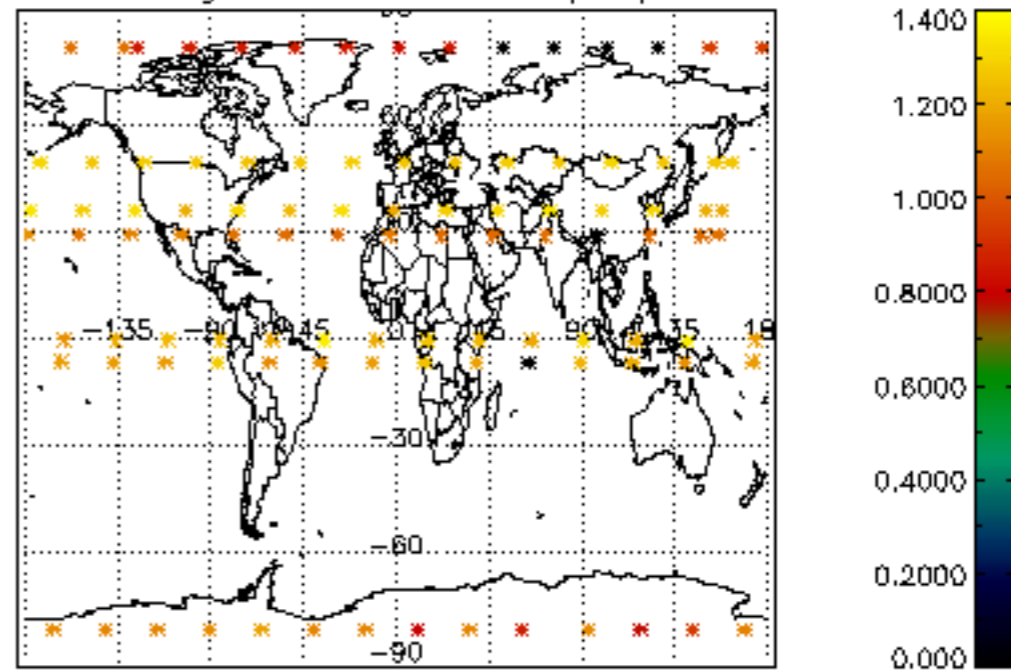
Percentage of saturation errors per profile



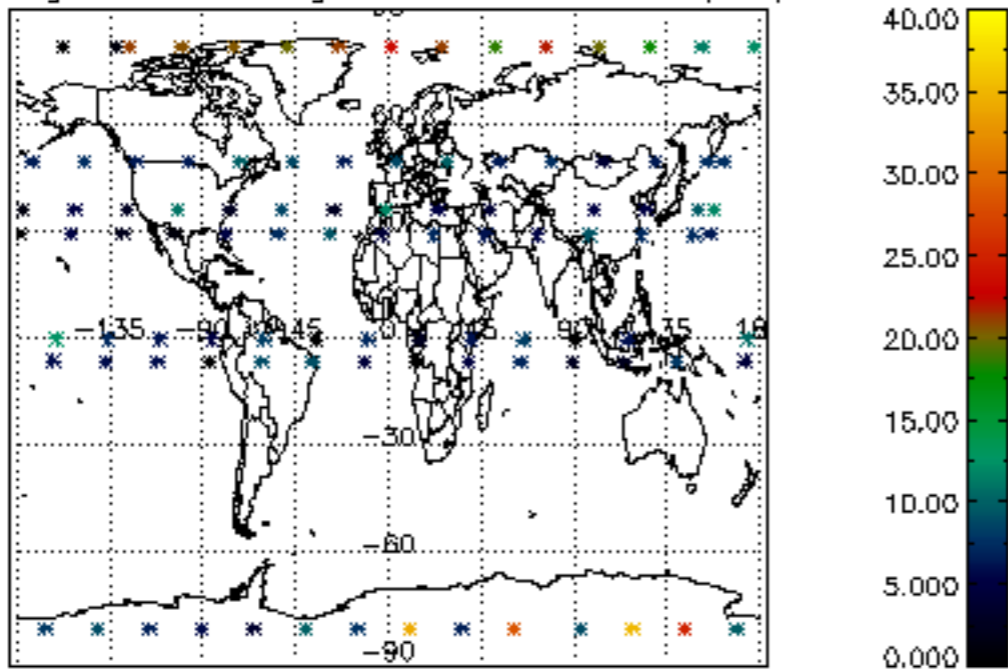
Percentage of cosmic ray hits per profile



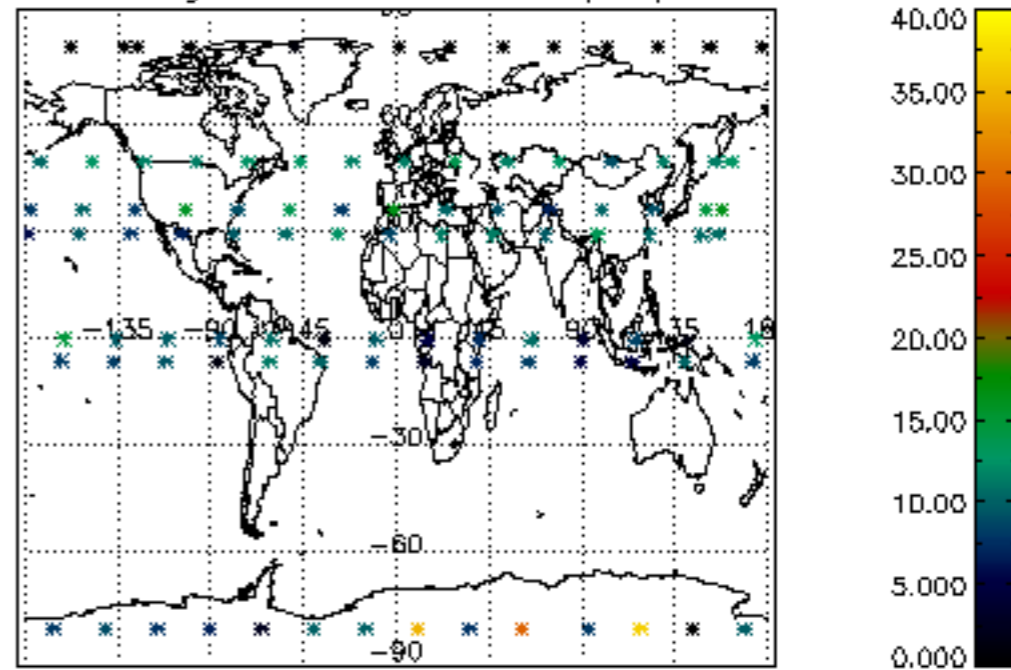
Percentage of datation errors per profile

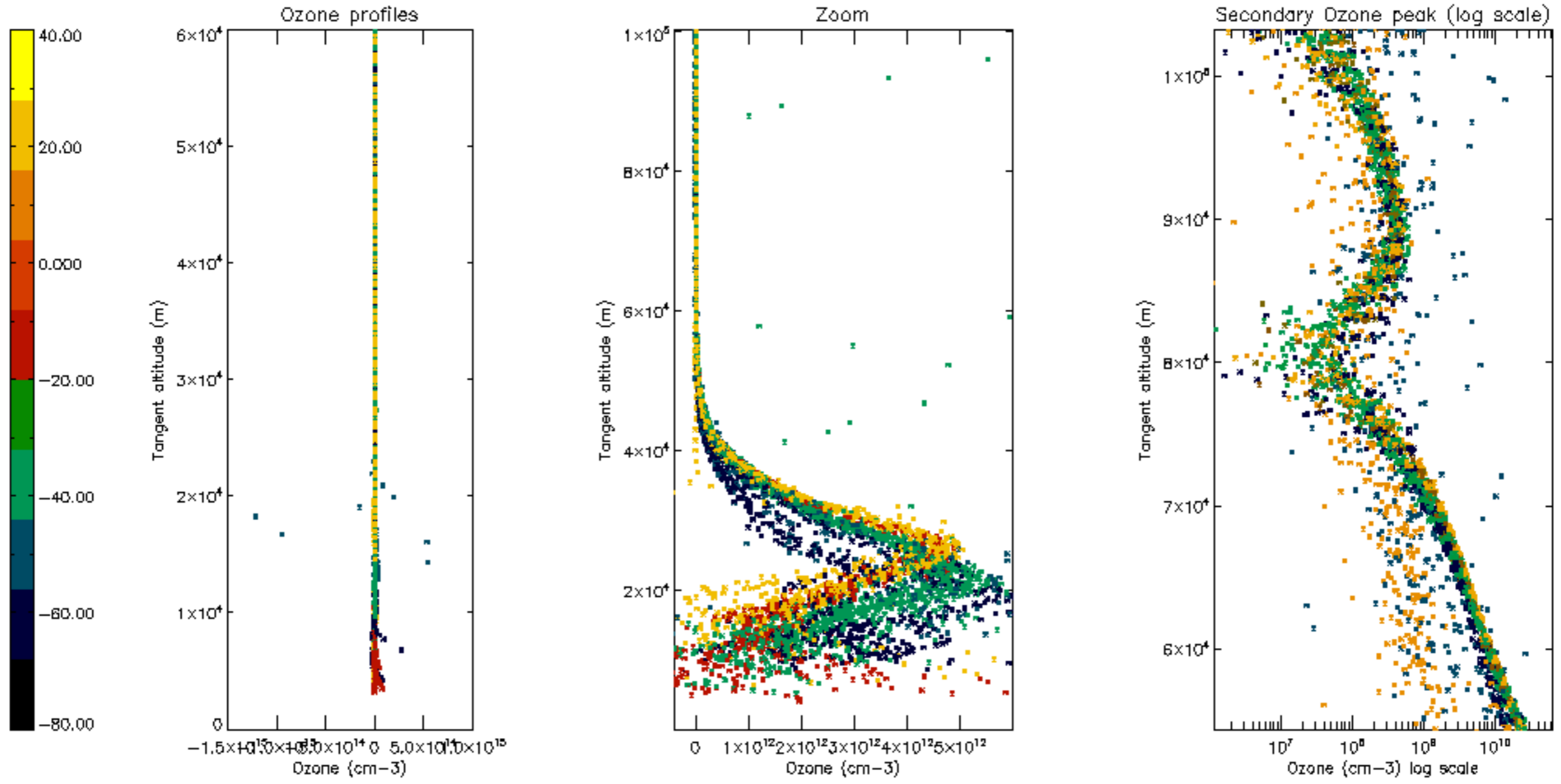


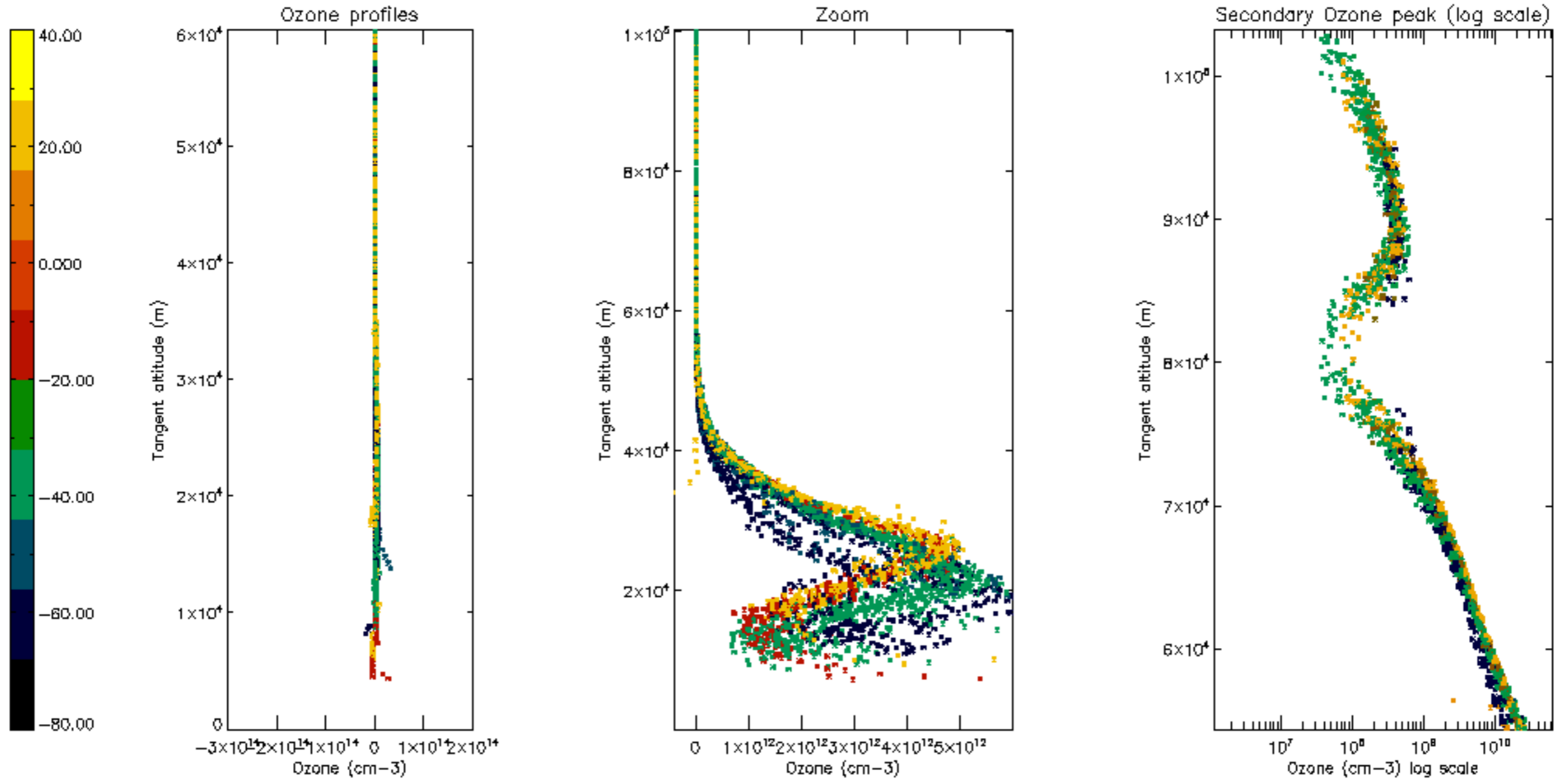
Percentage of star falling outside central band per profile

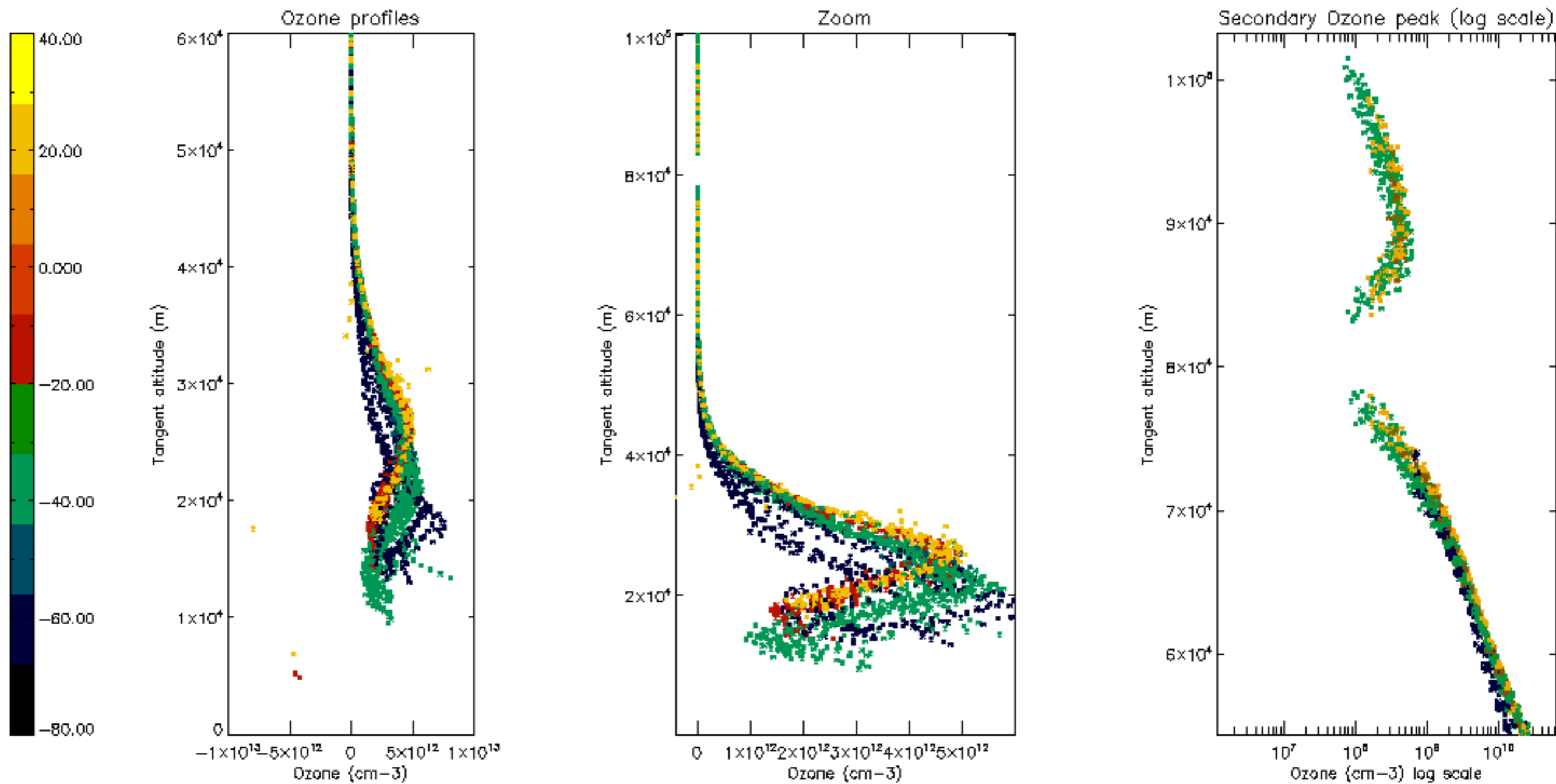


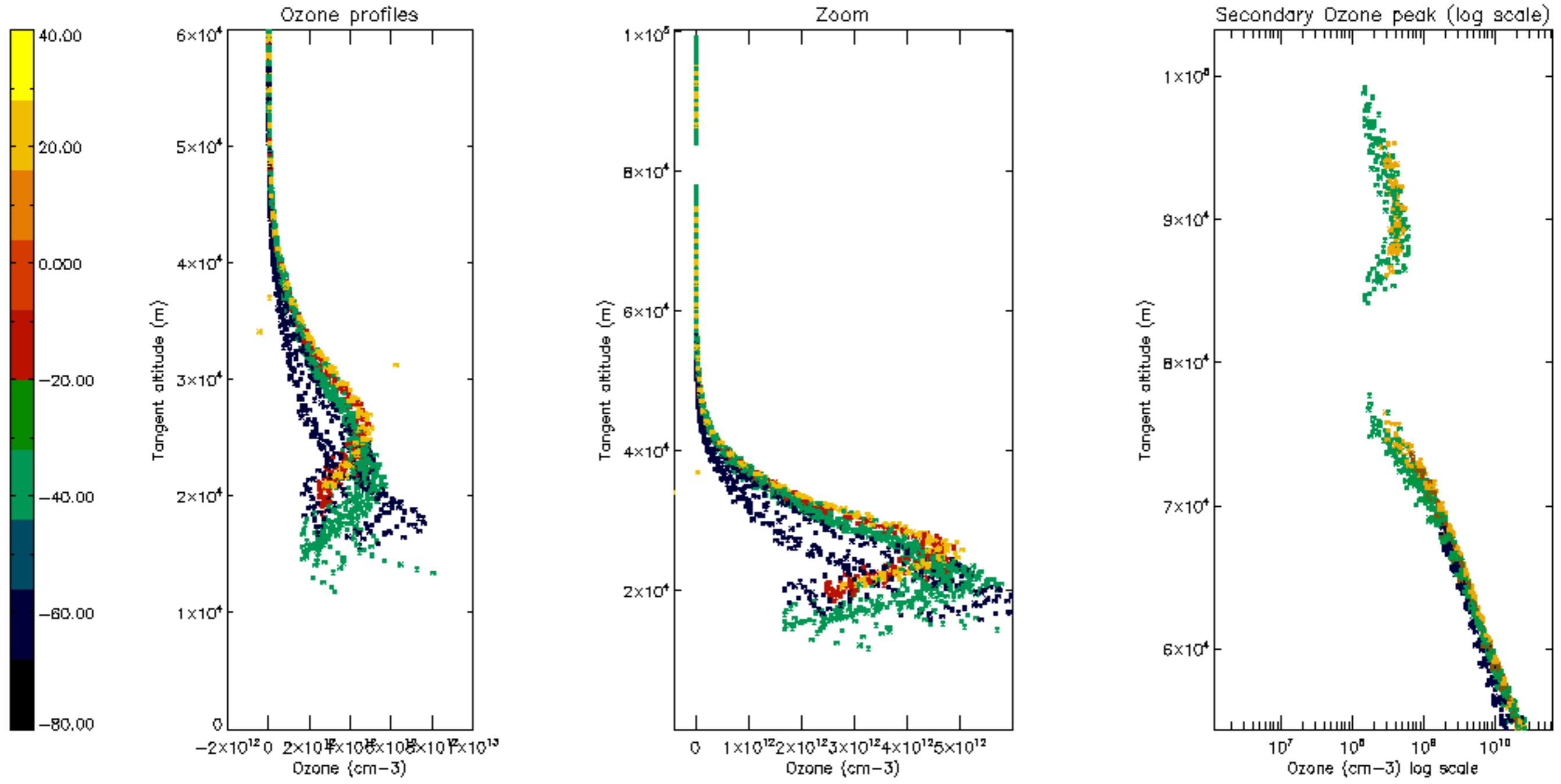
Percentage of saturation errors per profile

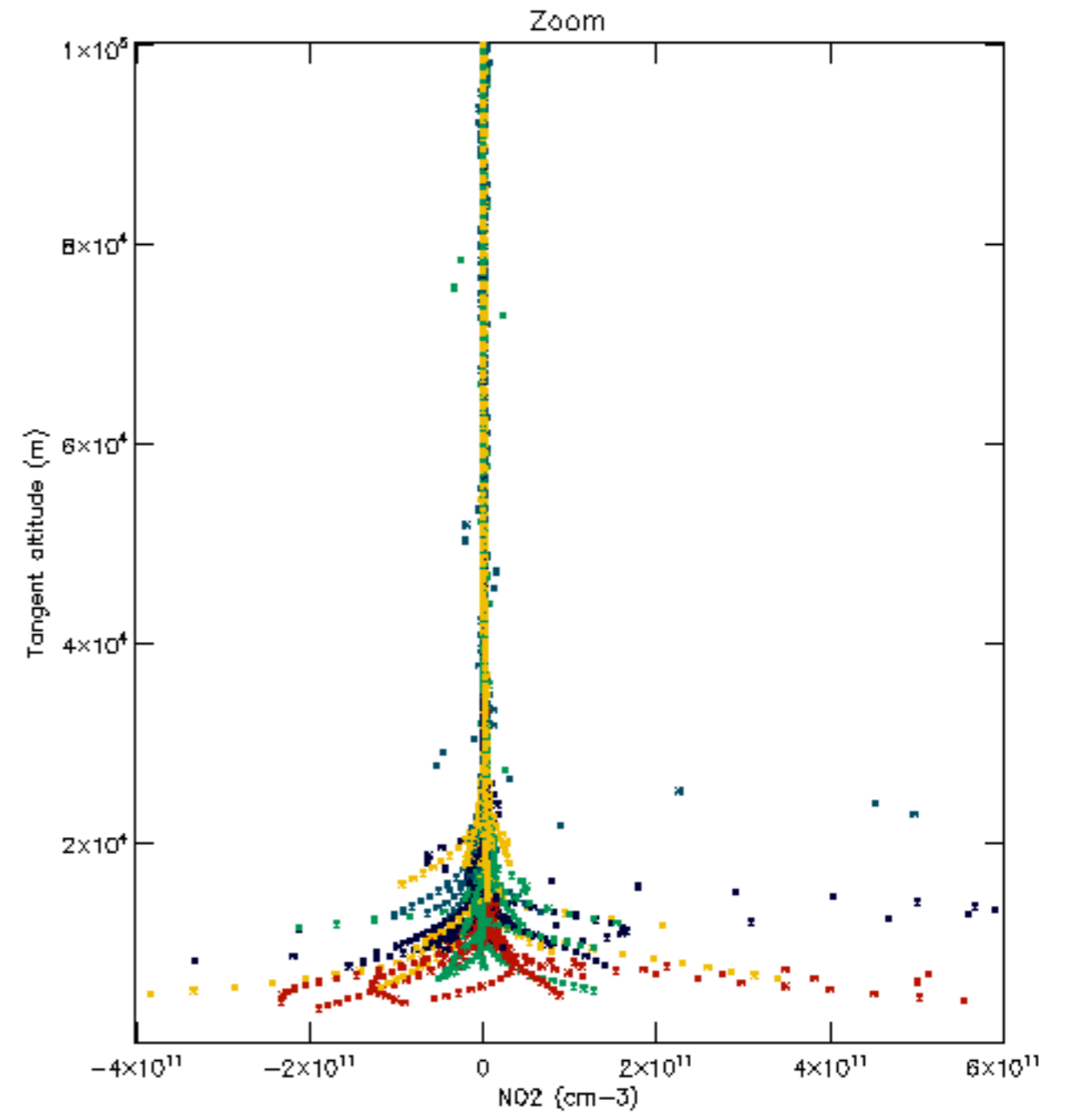
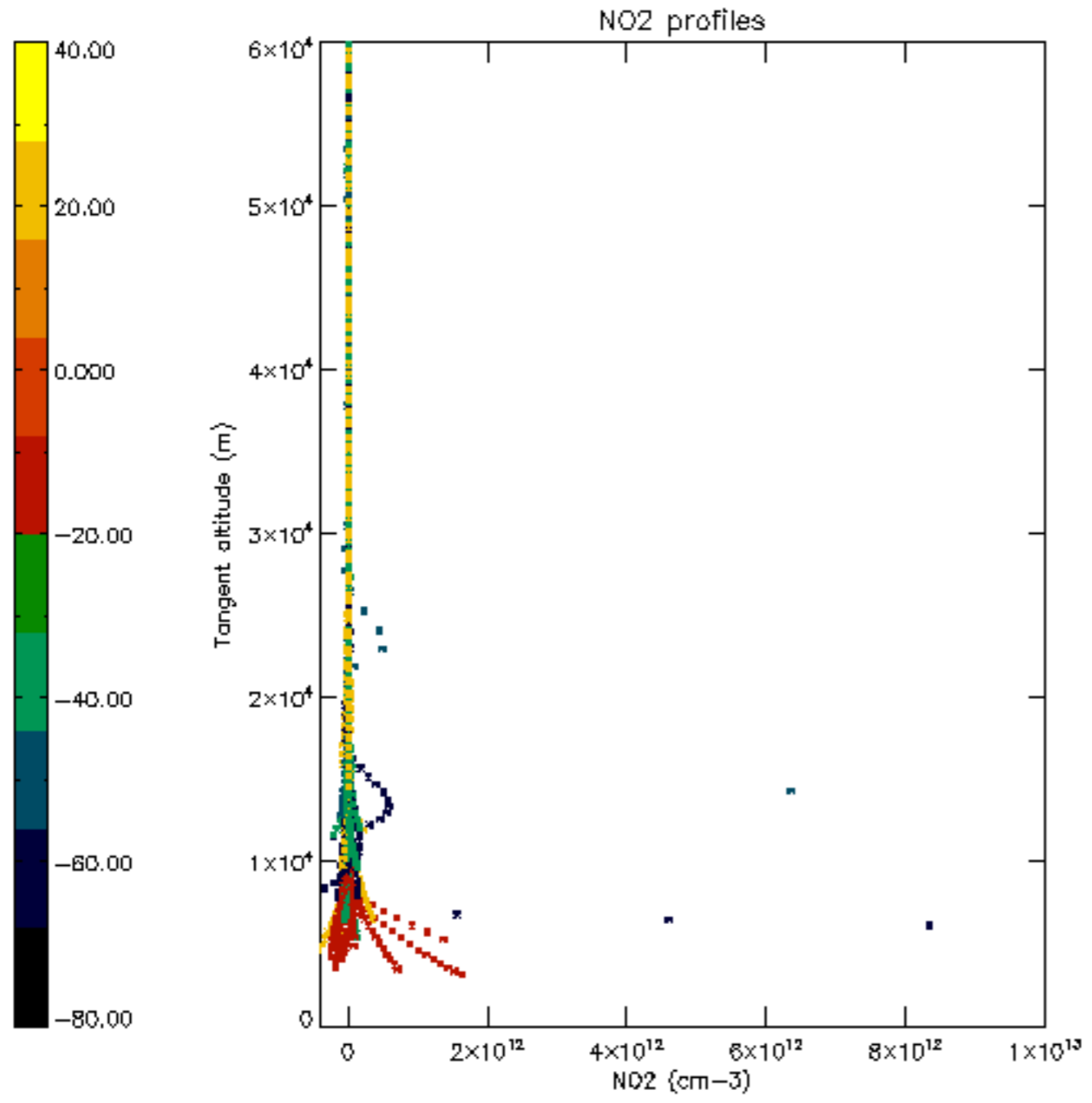


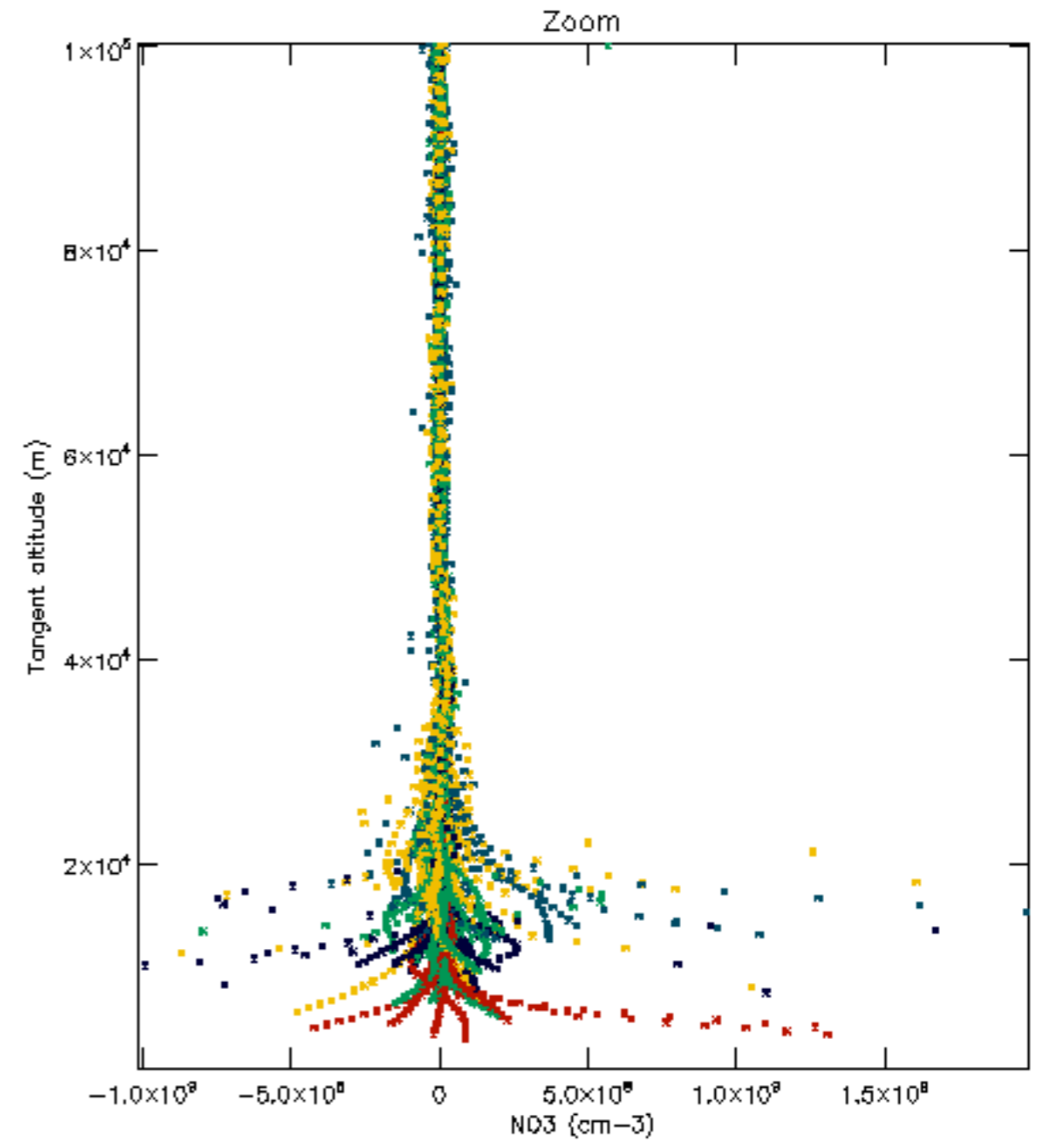
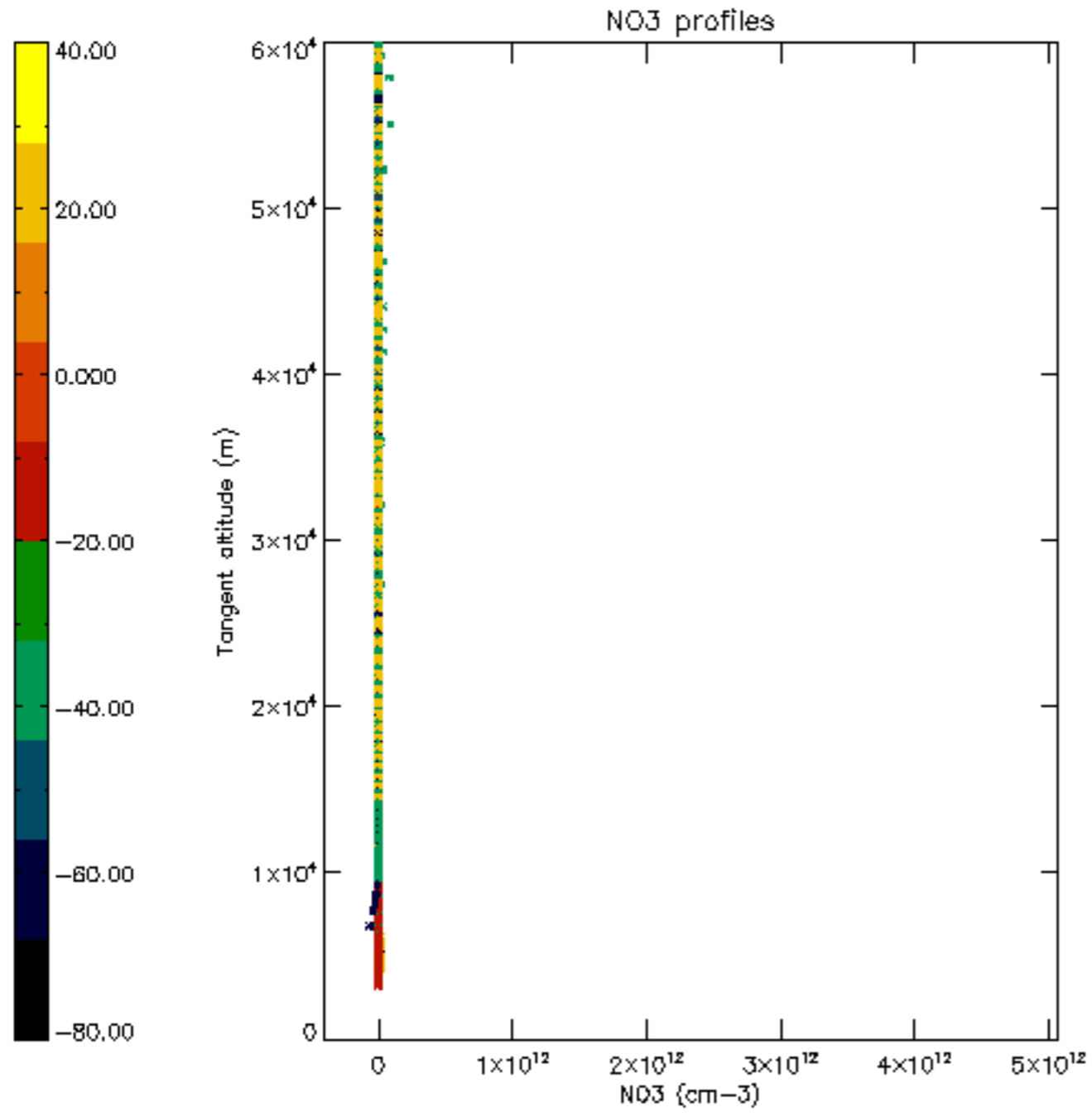


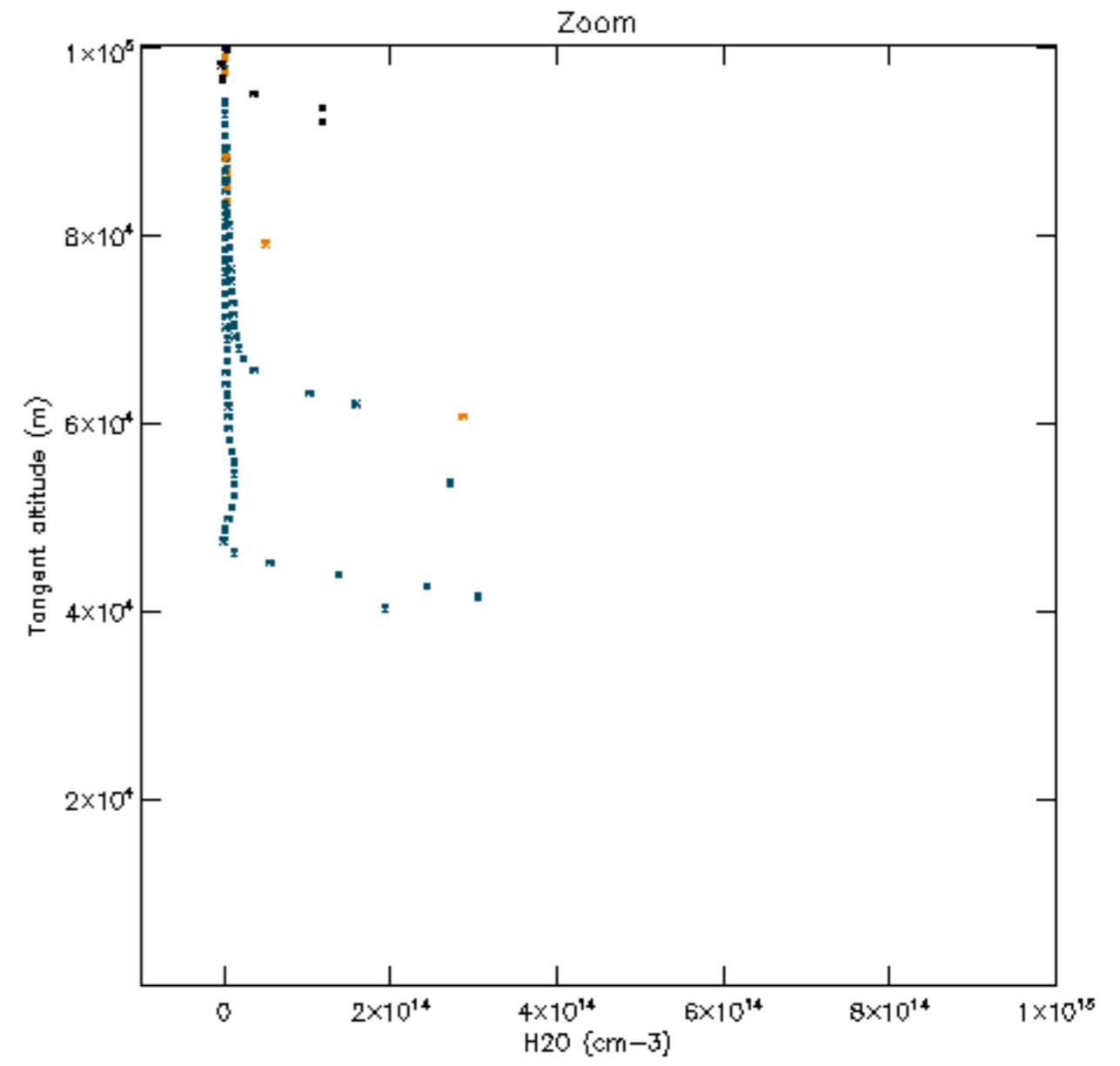
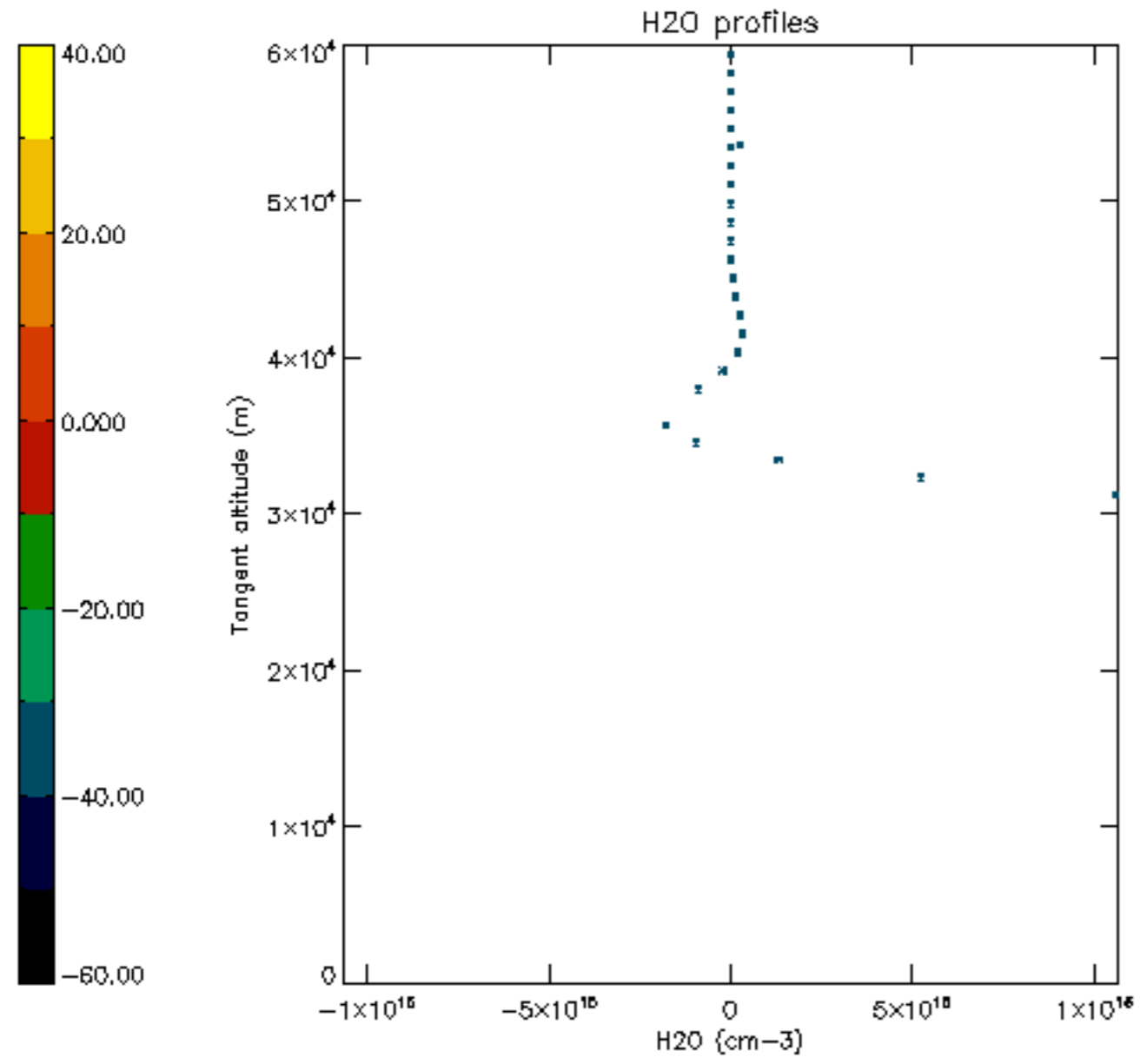


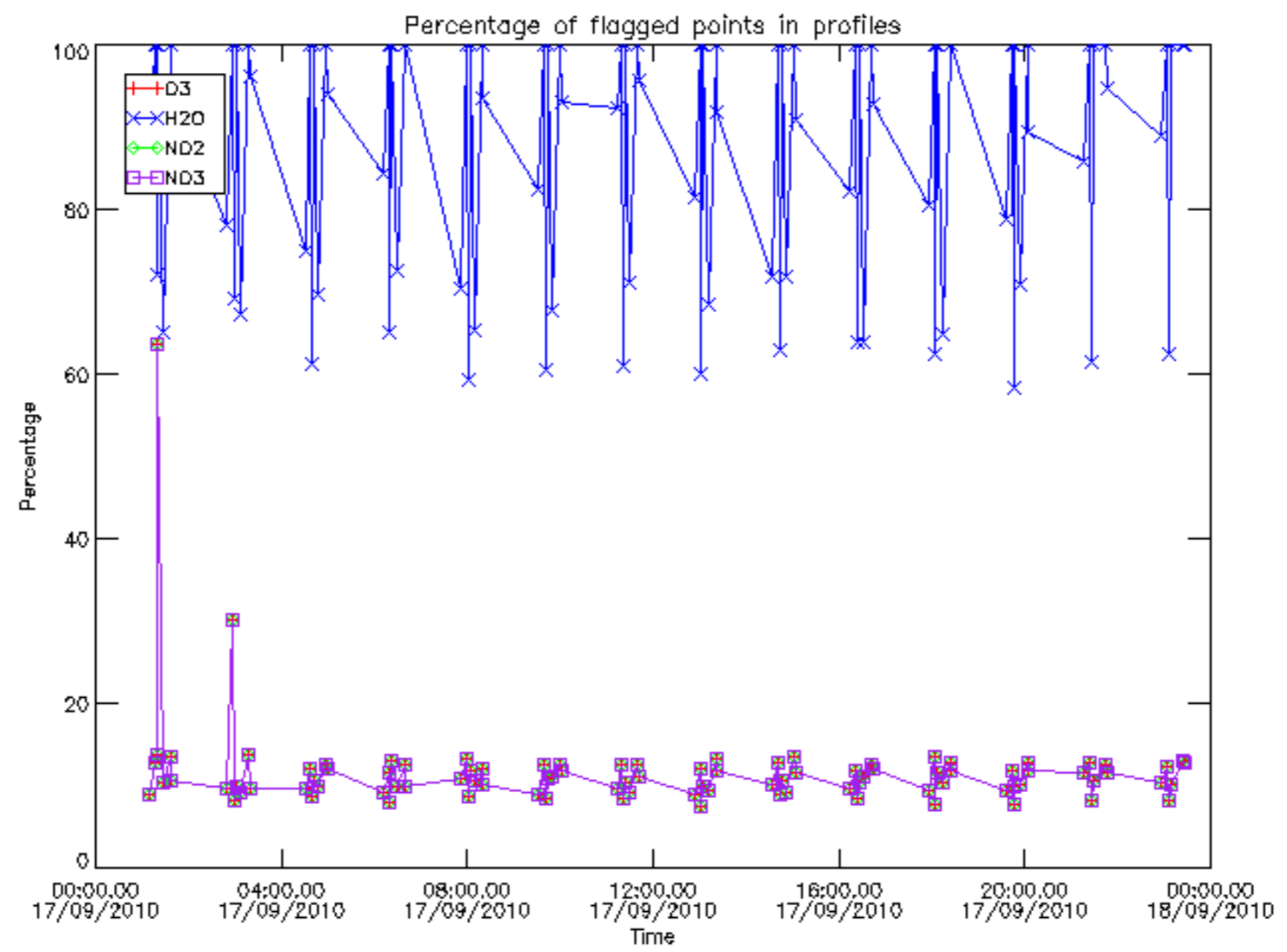




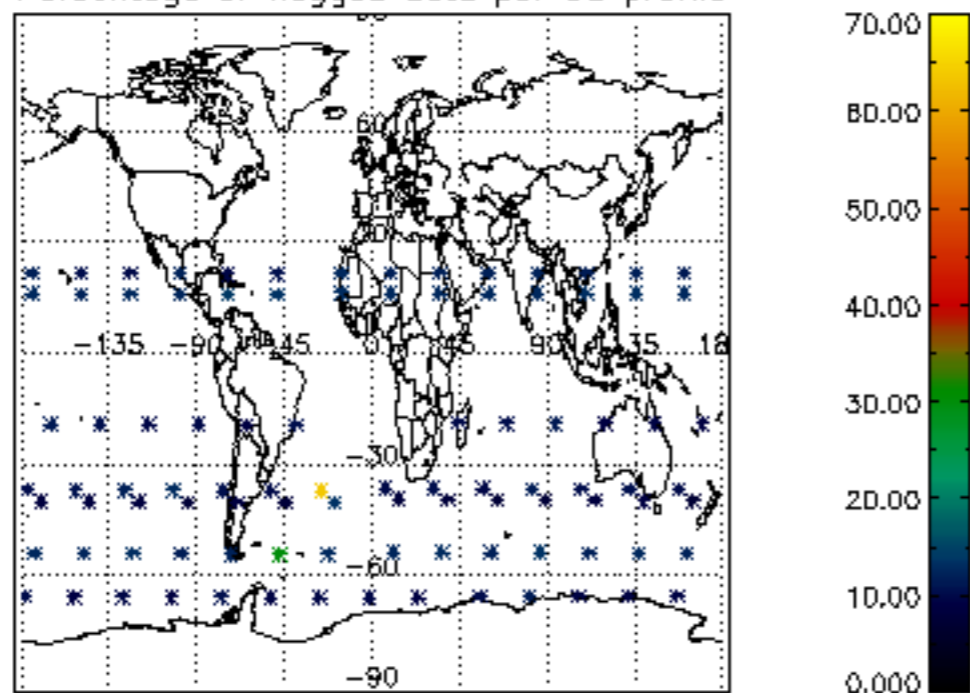




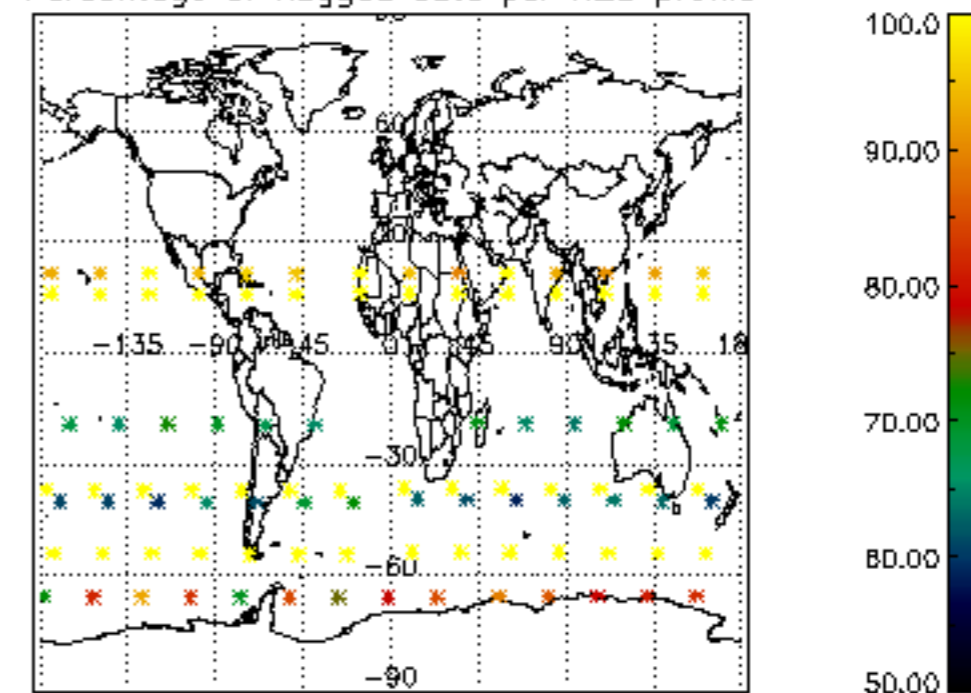




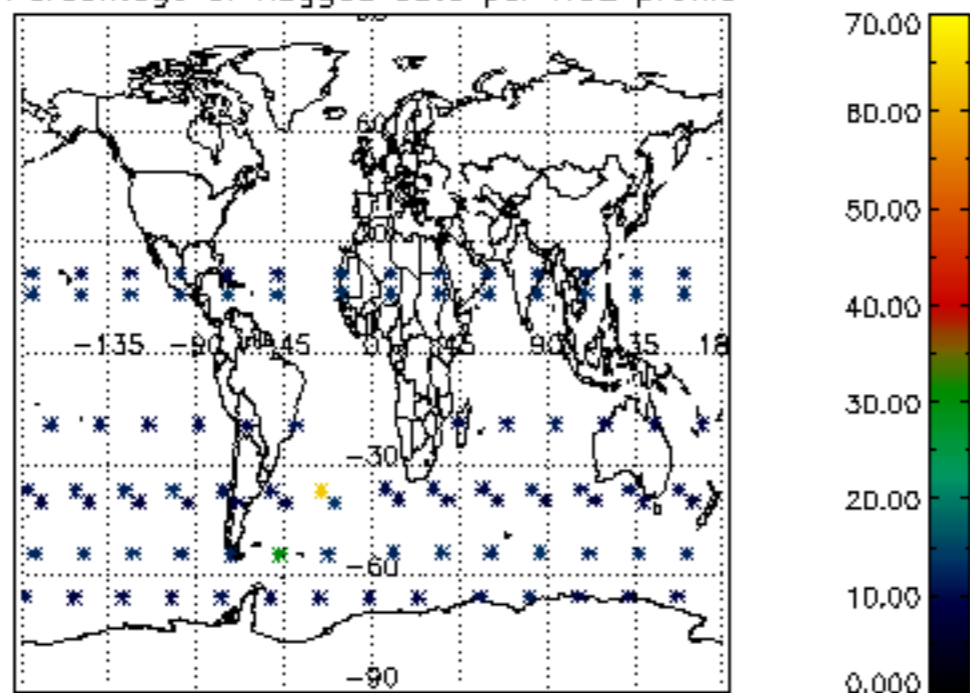
Percentage of flagged data per D3 profile



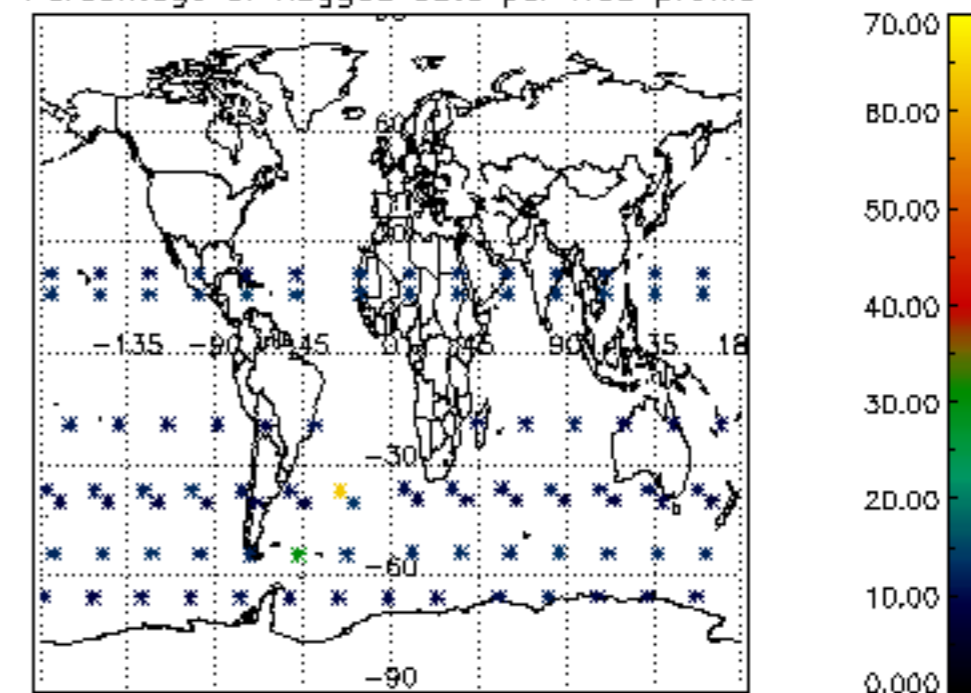
Percentage of flagged data per H2O profile

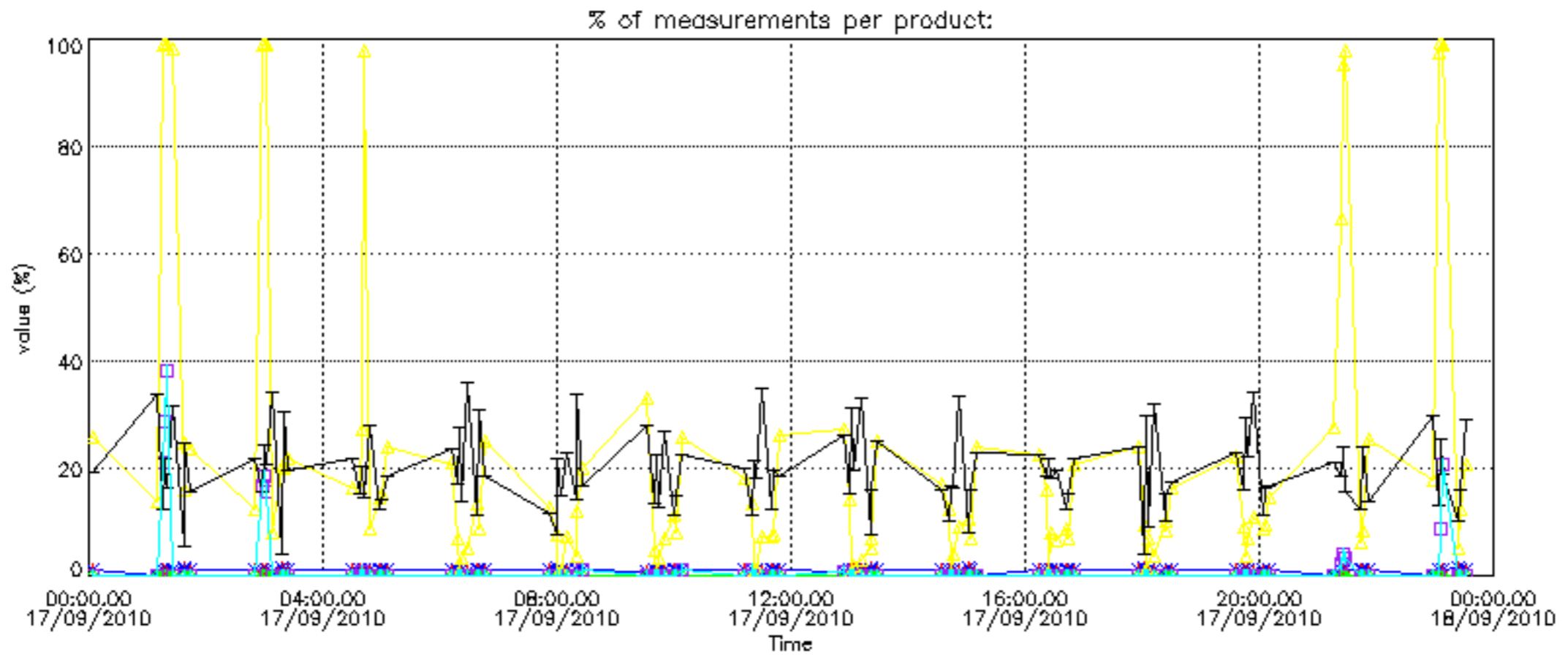


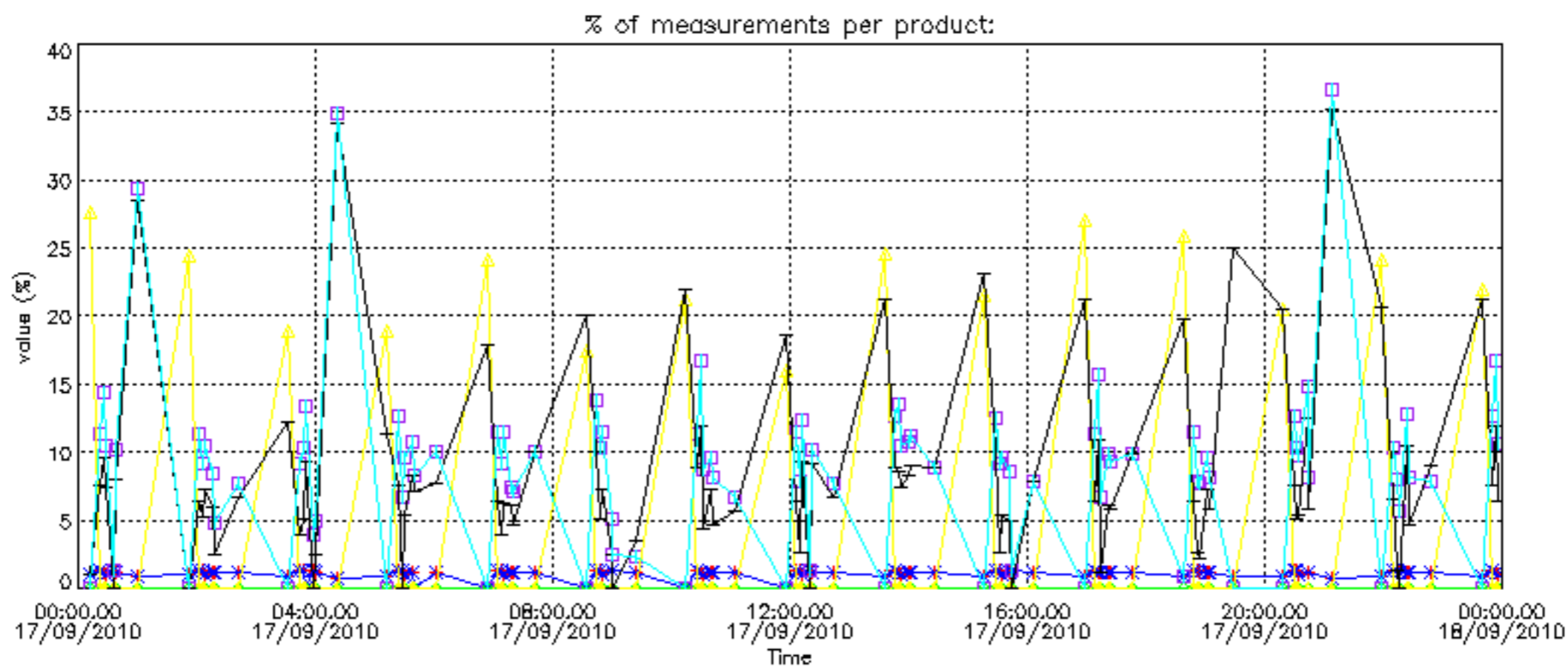
Percentage of flagged data per NO2 profile



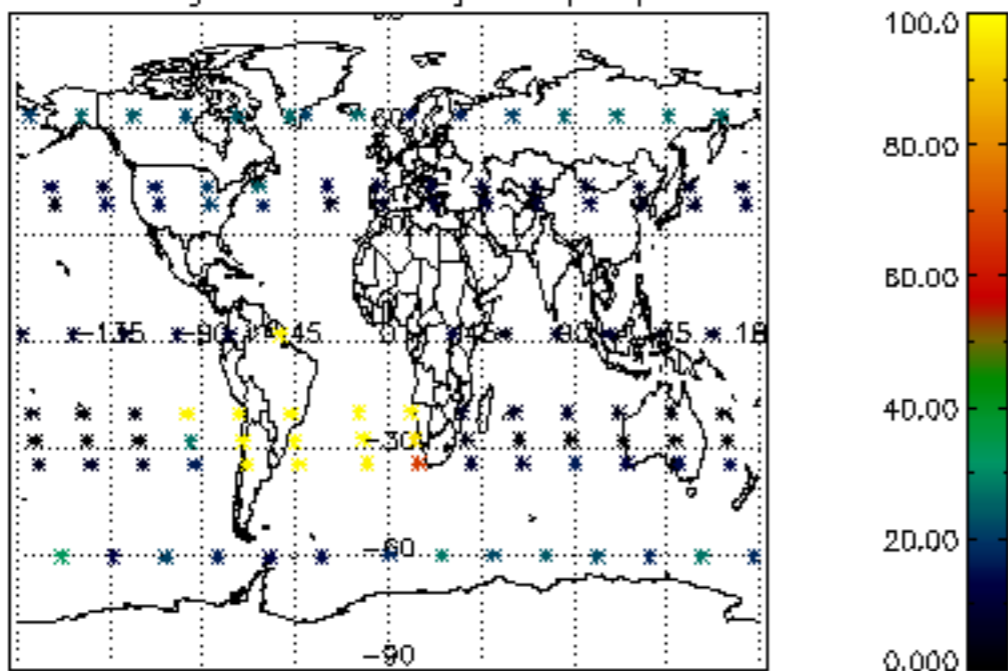
Percentage of flagged data per NO3 profile



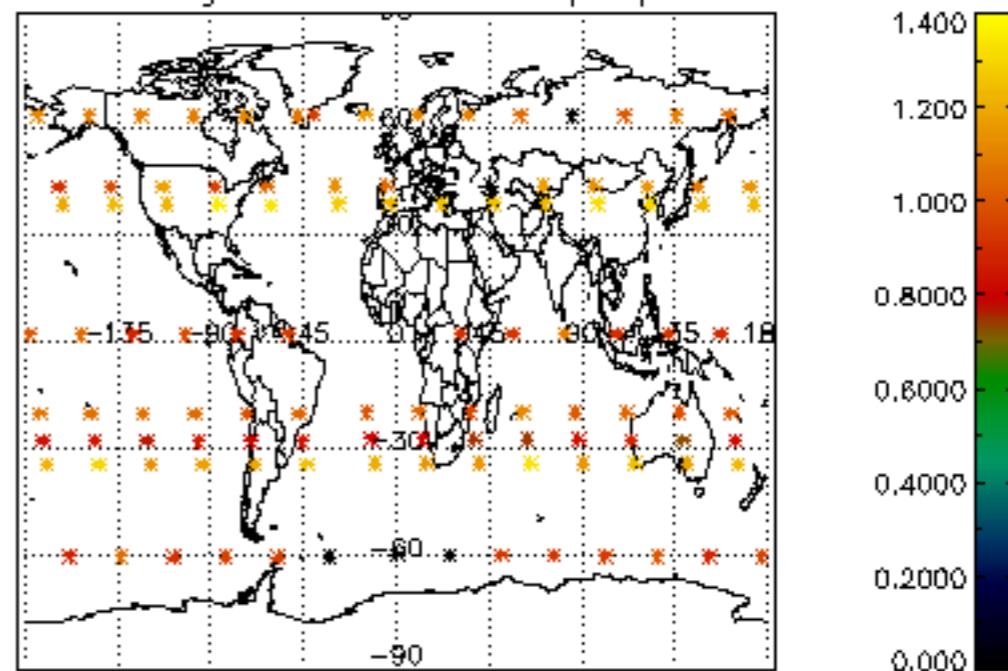




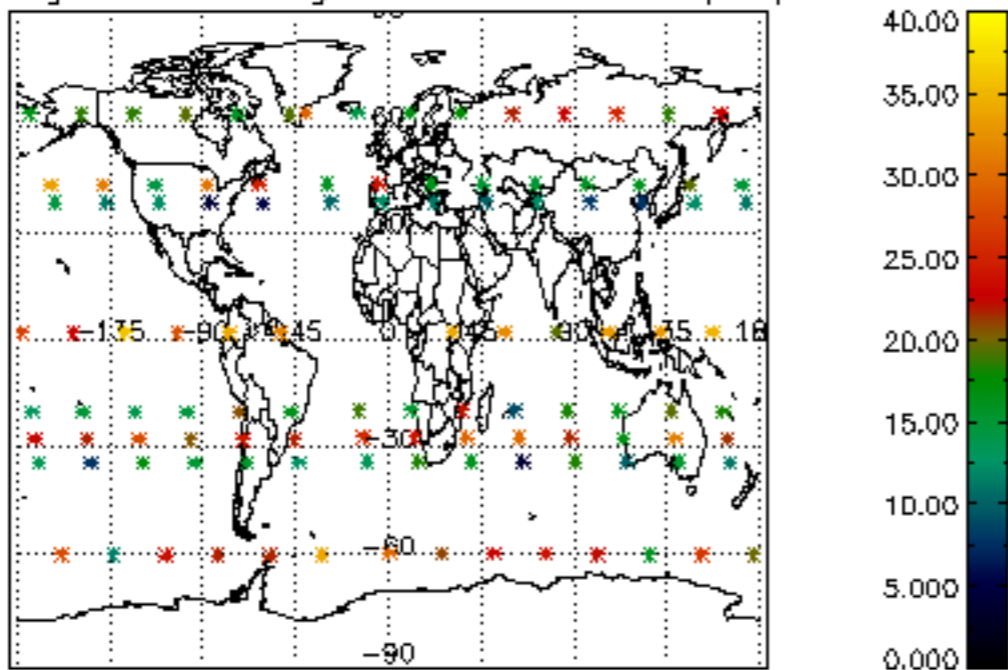
Percentage of cosmic ray hits per profile



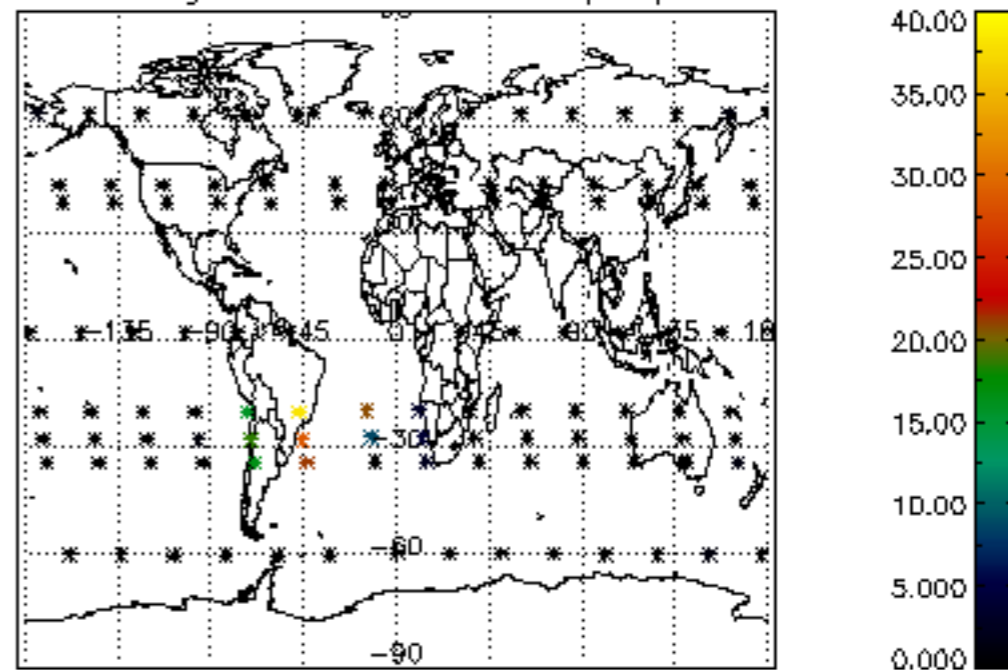
Percentage of datation errors per profile



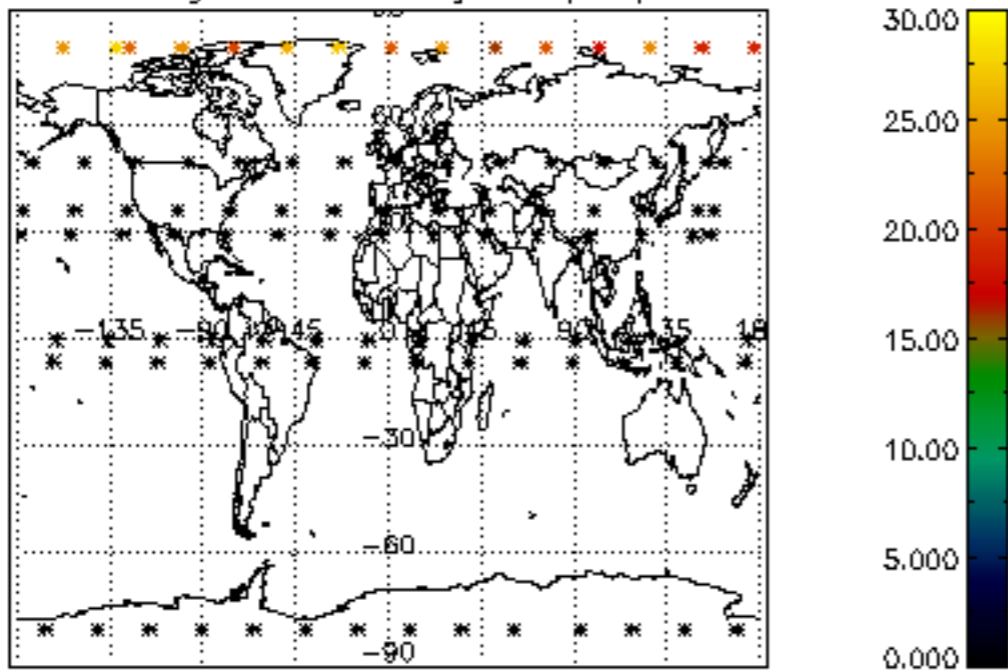
Percentage of star falling outside central band per profile



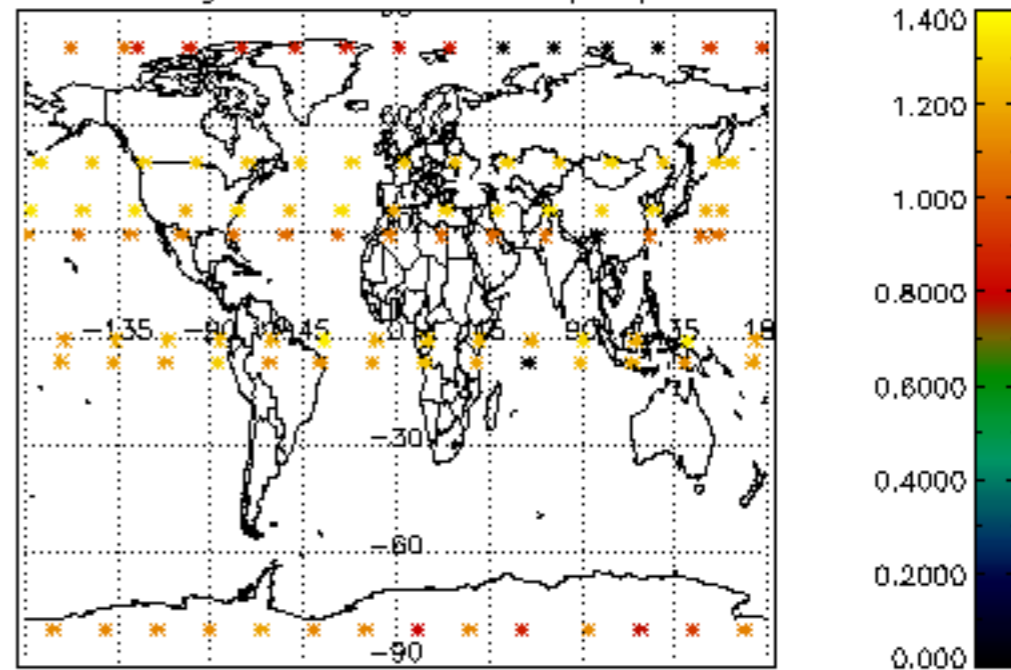
Percentage of saturation errors per profile



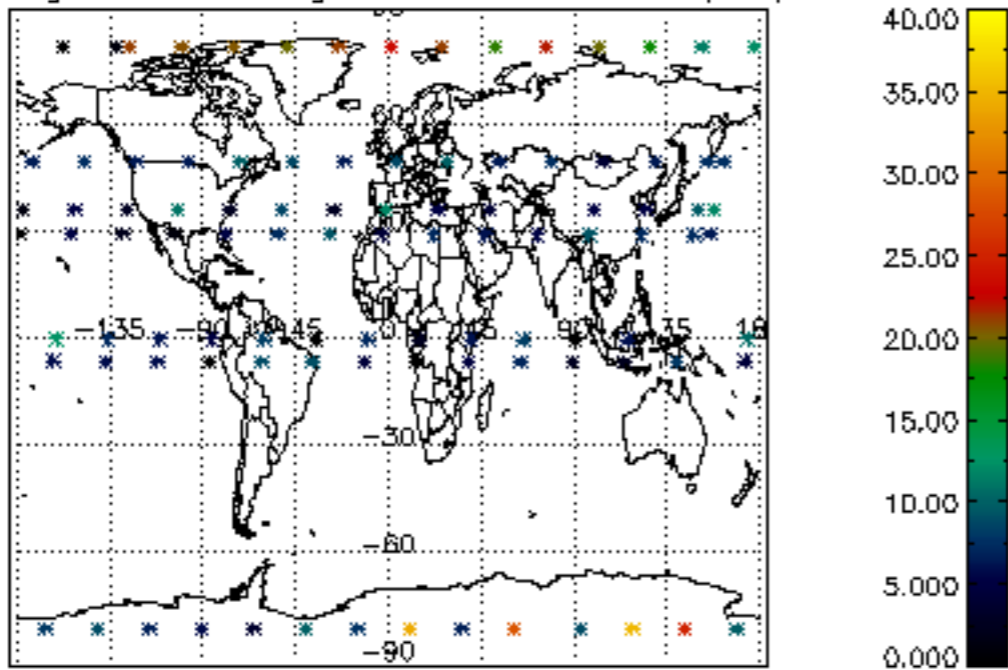
Percentage of cosmic ray hits per profile



Percentage of datation errors per profile



Percentage of star falling outside central band per profile



Percentage of saturation errors per profile

