

GOMOS Level 2 Daily Report

SUMMARY

[1. General Info](#)

[2. Summary of processed GOM_NL_2P products](#)

[3. Level 2 Quality information per product](#)

[3.1 Plot of level 2 quality information per product \(time dependant\)](#)

[3.2 Plot of level 2 quality information per product \(world map\)](#)

[4. Level 1 Quality information per product \(stored on level 2 products\)](#)

[4.1 Plot of level 1 quality information per product \(time dependant\)](#)

[4.1.1 Plot of level 1 quality information per product \(time dependant\): ASCENDING](#)

[4.1.2 Plot of level 1 quality information per product \(time dependant\): DESCENDING](#)

[4.2 Plot of level 1 quality information per product \(world map\)](#)

[4.2.1 Plot of level 1 quality information per product \(world map\): ASCENDING](#)

[4.2.2 Plot of level 1 quality information per product \(world map\): DESCENDING](#)

[5. Ozone profiles based on quality statistics and other trace gas profiles](#)

[5.1 Ozone statistics based on quality of products](#)

[5.2 Plot ozone profiles for all STD \(dark without errors\)](#)

[5.3 Plot ozone profiles where STD < 20% \(dark without errors\)](#)

[5.4. Plot ozone profiles where STD < 10% \(dark without errors\)](#)

[5.5. Plot ozone profiles where STD < 5% \(dark without errors\)](#)

[5.6 Plot NO2 profiles for all STD \(dark without errors\)](#)

[5.7 Plot NO3 profiles for all STD \(dark without errors\)](#)

[5.8 Plot H2O profiles \(only for occultations of stars 1,2,3,4,13,14,16,26,63 dark without errors\) for all STD](#)

[6. Auxiliary Data Files used for the production reported in section 2](#)

This report presents the daily analysis on parameters extracted from GOMOS level 2 data (GOM_NL__2P). It is intended to monitor some important parameters that will impact the quality of these products. A list of level 2 products (and content) that have arrived during the reporting day to the PCF is also given.

Item	Value
Time of report generation	29APR2013 14:46:32
Data source version	GOMOS/6.01
Start time of products	29-08-2010 (29AUG2010 00:00:00)
Stop time of products	30-08-2010 (30AUG2010 00:00:00)
Store outputs in DB	Yes
Nb of level 2 prods	297
Nb of prods with errors	0

2. Summary of processed GOM_NL__2P products.

Nr	Filename	UTC Start time	Limb	Duration	Star Id	Star Name	Star Mag	Star Temp	Nb Meas	Orbit	Prod. error
1	GOM_NL__2PRFIN20100829_000446_000000542092_00274_44416_0664.N1	29-AUG-2010 00:04:46	Straylight	54.000	18	24Alp PsA	1.1660	9700.0	108	44416	No
2	GOM_NL__2PRFIN20100829_000943_000000512092_00274_44416_0665.N1	29-AUG-2010 00:09:43	Bright	50.500	142	49Del Cap	2.8500	8900.0	101	44416	No
3	GOM_NL__2PRFIN20100829_001254_000000402092_00274_44416_0666.N1	29-AUG-2010 00:12:54	Bright	39.500	154	22Bet Aqr	2.8990	5700.0	79	44416	No
4	GOM_NL__2PRFIN20100829_001427_000000432092_00274_44416_0667.N1	29-AUG-2010 00:14:27	Bright	42.500	162	34Alp Aqr	2.9440	5350.0	85	44416	No
5	GOM_NL__2PRFIN20100829_001729_000000402092_00274_44416_0668.N1	29-AUG-2010 00:17:29	Bright	40.000	61	8Eps Peg	2.1000	3900.0	80	44416	No
6	GOM_NL__2PRFIN20100829_002457_000000442092_00274_44416_0669.N1	29-AUG-2010 00:24:57	Bright	43.500	164	44Eta Peg	2.9480	5400.0	87	44416	No
7	GOM_NL__2PRFIN20100829_003231_000000372092_00274_44416_0670.N1	29-AUG-2010 00:32:31	Bright	36.500	89	5Alp Cep	2.4510	8000.0	73	44416	No
8	GOM_NL__2PRFIN20100829_003544_000000452092_00274_44416_0671.N1	29-AUG-2010 00:35:44	Bright	44.500	74	11Bet Cas	2.2680	6600.0	89	44416	No
9	GOM_NL__2PRFIN20100829_003755_000000482092_00274_44416_0672.N1	29-AUG-2010 00:37:55	Bright	47.500	76	27Gam Cas	2.3000	30000.	95	44416	No
10	GOM_NL__2PRFIN20100829_005303_000000632092_00274_44416_0673.N1	29-AUG-2010 00:53:03	Bright	63.000	42	34Bet Aur	1.9000	10200.	126	44416	No
11	GOM_NL__2PRFIN20100829_005547_000000452092_00274_44416_0674.N1	29-AUG-2010 00:55:47	Bright	45.000	107	37The Aur	2.6490	11000.	90	44416	No
12	GOM_NL__2PRFIN20100829_010042_000000552092_00274_44416_0675.N1	29-AUG-2010 01:00:42	Twilight	54.500	151	13Mu Gem	2.8900	3000.0	109	44416	No
13	GOM_NL__2PRFIN20100829_010225_000000522092_00274_44416_0676.N1	29-AUG-2010 01:02:25	Twilight	51.500	44	24Gam Gem	1.9280	11000.	103	44416	No
14	GOM_NL__2PRFIN20100829_010352_000000392092_00274_44416_0677.N1	29-AUG-2010 01:03:52	Twilight	39.000	153	3Bet CMi	2.8940	13100.	78	44416	No
15	GOM_NL__2PRFIN20100829_010643_000000632092_00274_44416_0678.N1	29-AUG-2010 01:06:43	Dark	62.500	14	58Alp Ori	0.87000	3000.0	125	44416	No
16	GOM_NL__2PRFIN20100829_011157_000000552092_00274_44416_0679.N1	29-AUG-2010 01:11:57	Dark	55.000	1	9Alp CMa	-1.4400	11000.	110	44416	No
17	GOM_NL__2PRFIN20100829_011540_000000542092_00274_44416_0680.N1	29-AUG-2010 01:15:40	Dark	53.500	101	11Alp Lep	2.5820	7000.0	107	44416	No
18	GOM_NL__2PRFIN20100829_013037_000000552092_00275_44417_0671.N1	29-AUG-2010 01:30:37	Dark	54.500	157	The1Eri	2.9060	9300.0	109	44417	No
19	GOM_NL__2PRFIN20100829_013303_000000482092_00275_44417_0672.N1	29-AUG-2010 01:33:03	Dark	47.500	9	Alp Eri	0.45300	24000.	95	44417	No
20	GOM_NL__2PRFIN20100829_013900_000000502092_00275_44417_0673.N1	29-AUG-2010 01:39:00	Straylight	50.000	84	Alp Phe	2.3970	4500.0	100	44417	No
21	GOM_NL__2PRFIN20100829_014523_000000502092_00275_44417_0674.N1	29-AUG-2010 01:45:23	Straylight	49.500	18	24Alp PsA	1.1660	9700.0	99	44417	No
22	GOM_NL__2PRFIN20100829_015019_000000472092_00275_44417_0675.N1	29-AUG-2010 01:50:19	Bright	47.000	142	49Del Cap	2.8500	8900.0	94	44417	No
23	GOM_NL__2PRFIN20100829_015330_000000392092_00275_44417_0676.N1	29-AUG-2010 01:53:30	Bright	39.000	154	22Bet Aqr	2.8990	5700.0	78	44417	No
24	GOM_NL__2PRFIN20100829_015504_000000422092_00275_44417_0677.N1	29-AUG-2010 01:55:04	Bright	41.500	162	34Alp Aqr	2.9440	5350.0	83	44417	No
25	GOM_NL__2PRFIN20100829_015804_000000412092_00275_44417_0678.N1	29-AUG-2010 01:58:04	Bright	41.000	61	8Eps Peg	2.1000	3900.0	82	44417	No
26	GOM_NL__2PRFIN20100829_020532_000000482092_00275_44417_0679.N1	29-AUG-2010 02:05:32	Bright	48.000	164	44Eta Peg	2.9480	5400.0	96	44417	No
27	GOM_NL__2PRFIN20100829_021307_000000392092_00275_44417_0680.N1	29-AUG-2010 02:13:07	Bright	38.500	89	5Alp Cep	2.4510	8000.0	77	44417	No
28	GOM_NL__2PRFIN20100829_021619_000000422092_00275_44417_0681.N1	29-AUG-2010 02:16:19	Bright	41.500	74	11Bet Cas	2.2680	6600.0	83	44417	No
29	GOM_NL__2PRFIN20100829_021830_000000472092_00275_44417_0682.N1	29-AUG-2010 02:18:30	Bright	47.000	76	27Gam Cas	2.3000	30000.	94	44417	No
30	GOM_NL__2PRFIN20100829_023339_000000472092_00275_44417_0683.N1	29-AUG-2010 02:33:39	Bright	47.000	42	34Bet Aur	1.9000	10200.	94	44417	No
31	GOM_NL__2PRFIN20100829_023623_000000472092_00275_44417_0684.N1	29-AUG-2010 02:36:23	Bright	46.500	107	37The Aur	2.6490	11000.	93	44417	No
32	GOM_NL__2PRFIN20100829_024119_000000542092_00275_44417_0685.N1	29-AUG-2010 02:41:19	Twilight	54.000	151	13Mu Gem	2.8900	3000.0	108	44417	No
33	GOM_NL__2PRFIN20100829_024301_000000482092_00275_44417_0686.N1	29-AUG-2010 02:43:01	Twilight	47.500	44	24Gam Gem	1.9280	11000.	95	44417	No
34	GOM_NL__2PRFIN20100829_024428_000000412092_00275_44417_0687.N1	29-AUG-2010 02:44:28	Twilight	41.000	153	3Bet CMi	2.8940	13100.	82	44417	No
35	GOM_NL__2PRFIN20100829_024719_000000692092_00275_44417_0688.N1	29-AUG-2010 02:47:19	Dark	69.000	14	58Alp Ori	0.87000	3000.0	138	44417	No
36	GOM_NL__2PRFIN20100829_025234_000000502092_00275_44417_0689.N1	29-AUG-2010 02:52:34	Dark	50.000	1	9Alp CMa	-1.4400	11000.	100	44417	No
37	GOM_NL__2PRFIN20100829_025617_000000532092_00275_44417_0690.N1	29-AUG-2010 02:56:17	Dark	52.500	101	11Alp Lep	2.5820	7000.0	105	44417	No
38	GOM_NL__2PRFIN20100829_031114_000000552092_00276_44418_0681.N1	29-AUG-2010 03:11:14	Dark	55.000	157	The1Eri	2.9060	9300.0	110	44418	No
39	GOM_NL__2PRFIN20100829_031339_000000462092_00276_44418_0682.N1	29-AUG-2010 03:13:39	Dark	45.500	9	Alp Eri	0.45300	24000.	91	44418	No
40	GOM_NL__2PRFIN20100829_031937_000000522092_00276_44418_0683.N1	29-AUG-2010 03:19:37	Straylight	51.500	84	Alp Phe	2.3970	4500.0	103	44418	No
41	GOM_NL__2PRFIN20100829_032559_000000502092_00276_44418_0684.N1	29-AUG-2010 03:25:59	Straylight	50.000	18	24Alp PsA	1.1660	9700.0	100	44418	No
42	GOM_NL__2PRFIN20100829_033056_000000432092_00276_44418_0685.N1	29-AUG-2010 03:30:56	Bright	43.000	142	49Del Cap	2.8500	8900.0	86	44418	No

43	GOM_NL__2PRFIN20100829_033406_000000402092_00276_44418_0686.N1	29-AUG-2010 03:34:06	Bright	39.500	154	22Bet Aqr	2.8990	5700.0	79	44418	No
44	GOM_NL__2PRFIN20100829_033539_000000432092_00276_44418_0687.N1	29-AUG-2010 03:35:39	Bright	42.500	162	34Alp Aqr	2.9440	5350.0	85	44418	No
45	GOM_NL__2PRFIN20100829_033841_000000392092_00276_44418_0688.N1	29-AUG-2010 03:38:41	Bright	39.000	61	8Eps Peg	2.1000	3900.0	78	44418	No
46	GOM_NL__2PRFIN20100829_034607_000000462092_00276_44418_0689.N1	29-AUG-2010 03:46:07	Bright	46.000	164	44Eta Peg	2.9480	5400.0	92	44418	No
47	GOM_NL__2PRFIN20100829_035343_000000362092_00276_44418_0690.N1	29-AUG-2010 03:53:43	Bright	35.500	89	5Alp Cep	2.4510	8000.0	71	44418	No
48	GOM_NL__2PRFIN20100829_035655_000000432092_00276_44418_0691.N1	29-AUG-2010 03:56:55	Bright	42.500	74	11Bet Cas	2.2680	6600.0	85	44418	No
49	GOM_NL__2PRFIN20100829_035905_000000442092_00276_44418_0692.N1	29-AUG-2010 03:59:05	Bright	43.500	76	27Gam Cas	2.3000	30000.	87	44418	No
50	GOM_NL__2PRFIN20100829_041415_000000442092_00276_44418_0693.N1	29-AUG-2010 04:14:15	Bright	43.500	42	34Bet Aur	1.9000	10200.	87	44418	No
51	GOM_NL__2PRFIN20100829_041659_000000442092_00276_44418_0694.N1	29-AUG-2010 04:16:59	Bright	43.500	107	37The Aur	2.6490	11000.	87	44418	No
52	GOM_NL__2PRFIN20100829_042155_000000542092_00276_44418_0695.N1	29-AUG-2010 04:21:55	Twilight	54.000	151	13Mu Gem	2.8900	3000.0	108	44418	No
53	GOM_NL__2PRFIN20100829_042338_000000472092_00276_44418_0696.N1	29-AUG-2010 04:23:38	Twilight	46.500	44	24Gam Gem	1.9280	11000.	93	44418	No
54	GOM_NL__2PRFIN20100829_042505_000000412092_00276_44418_0697.N1	29-AUG-2010 04:25:05	Twilight	40.500	153	3Bet CMi	2.8940	13100.	81	44418	No
55	GOM_NL__2PRFIN20100829_042756_000000642092_00276_44418_0698.N1	29-AUG-2010 04:27:56	Dark	64.000	14	58Alp Ori	0.87000	3000.0	128	44418	No
56	GOM_NL__2PRFIN20100829_043149_000000492092_00276_44418_0699.N1	29-AUG-2010 04:31:49	Dark	49.000	33	50Zet Ori	1.7660	30000.	98	44418	No
57	GOM_NL__2PRFIN20100829_043311_000000562092_00276_44418_0700.N1	29-AUG-2010 04:33:11	Dark	55.500	1	9Alp CMa	-1.4400	11000.	111	44418	No
58	GOM_NL__2PRFIN20100829_043654_000000522092_00276_44418_0701.N1	29-AUG-2010 04:36:54	Dark	52.000	101	11Alp Lep	2.5820	7000.0	104	44418	No
59	GOM_NL__2PRFIN20100829_045151_000000552092_00277_44419_0692.N1	29-AUG-2010 04:51:51	Dark	54.500	157	The1Eri	2.9060	9300.0	109	44419	No
60	GOM_NL__2PRFIN20100829_045415_000000452092_00277_44419_0693.N1	29-AUG-2010 04:54:15	Dark	44.500	9	Alp Eri	0.45300	24000.	89	44419	No
61	GOM_NL__2PRFIN20100829_050013_000000592092_00277_44419_0694.N1	29-AUG-2010 05:00:13	Straylight	59.000	84	Alp Phe	2.3970	4500.0	118	44419	No
62	GOM_NL__2PRFIN20100829_050635_000000522092_00277_44419_0695.N1	29-AUG-2010 05:06:35	Straylight	52.000	18	24Alp PsA	1.1660	9700.0	104	44419	No
63	GOM_NL__2PRFIN20100829_051132_000000482092_00277_44419_0696.N1	29-AUG-2010 05:11:32	Bright	47.500	142	49Del Cap	2.8500	8900.0	95	44419	No
64	GOM_NL__2PRFIN20100829_051442_000000402092_00277_44419_0697.N1	29-AUG-2010 05:14:42	Bright	39.500	154	22Bet Aqr	2.8990	5700.0	79	44419	No
65	GOM_NL__2PRFIN20100829_051615_000000412092_00277_44419_0698.N1	29-AUG-2010 05:16:15	Bright	41.000	162	34Alp Aqr	2.9440	5350.0	82	44419	No
66	GOM_NL__2PRFIN20100829_051917_000000392092_00277_44419_0699.N1	29-AUG-2010 05:19:17	Bright	39.000	61	8Eps Peg	2.1000	3900.0	78	44419	No
67	GOM_NL__2PRFIN20100829_052643_000000462092_00277_44419_0700.N1	29-AUG-2010 05:26:43	Bright	46.000	164	44Eta Peg	2.9480	5400.0	92	44419	No
68	GOM_NL__2PRFIN20100829_053418_000000372092_00277_44419_0701.N1	29-AUG-2010 05:34:18	Bright	37.000	89	5Alp Cep	2.4510	8000.0	74	44419	No
69	GOM_NL__2PRFIN20100829_053730_000000462092_00277_44419_0702.N1	29-AUG-2010 05:37:30	Bright	45.500	74	11Bet Cas	2.2680	6600.0	91	44419	No
70	GOM_NL__2PRFIN20100829_053941_000000472092_00277_44419_0703.N1	29-AUG-2010 05:39:41	Bright	46.500	76	27Gam Cas	2.3000	30000.	93	44419	No
71	GOM_NL__2PRFIN20100829_055451_000000462092_00277_44419_0704.N1	29-AUG-2010 05:54:51	Bright	45.500	42	34Bet Aur	1.9000	10200.	91	44419	No
72	GOM_NL__2PRFIN20100829_055735_000000472092_00277_44419_0705.N1	29-AUG-2010 05:57:35	Bright	47.000	107	37The Aur	2.6490	11000.	94	44419	No
73	GOM_NL__2PRFIN20100829_060232_000000522092_00277_44419_0706.N1	29-AUG-2010 06:02:32	Twilight	52.000	151	13Mu Gem	2.8900	3000.0	104	44419	No
74	GOM_NL__2PRFIN20100829_060414_000000492092_00277_44419_0707.N1	29-AUG-2010 06:04:14	Twilight	48.500	44	24Gam Gem	1.9280	11000.	97	44419	No
75	GOM_NL__2PRFIN20100829_060541_000000412092_00277_44419_0708.N1	29-AUG-2010 06:05:41	Twilight	40.500	153	3Bet CMi	2.8940	13100.	81	44419	No
76	GOM_NL__2PRFIN20100829_060833_000000732092_00277_44419_0709.N1	29-AUG-2010 06:08:33	Dark	72.500	14	58Alp Ori	0.87000	3000.0	145	44419	No
77	GOM_NL__2PRFIN20100829_061226_000000492092_00277_44419_0710.N1	29-AUG-2010 06:12:26	Dark	49.000	33	50Zet Ori	1.7660	30000.	98	44419	No
78	GOM_NL__2PRFIN20100829_061347_000000542092_00277_44419_0711.N1	29-AUG-2010 06:13:47	Dark	54.000	1	9Alp CMa	-1.4400	11000.	108	44419	No
79	GOM_NL__2PRFIN20100829_061732_000000562092_00277_44419_0712.N1	29-AUG-2010 06:17:32	Dark	55.500	101	11Alp Lep	2.5820	7000.0	111	44419	No
80	GOM_NL__2PRFIN20100829_063229_000000532092_00278_44420_0706.N1	29-AUG-2010 06:32:29	Dark	53.000	157	The1Eri	2.9060	9300.0	106	44420	No
81	GOM_NL__2PRFIN20100829_063452_000000542092_00278_44420_0707.N1	29-AUG-2010 06:34:52	Dark	54.000	9	Alp Eri	0.45300	24000.	108	44420	No
82	GOM_NL__2PRFIN20100829_064050_000000522092_00278_44420_0708.N1	29-AUG-2010 06:40:50	Straylight	51.500	84	Alp Phe	2.3970	4500.0	103	44420	No
83	GOM_NL__2PRFIN20100829_064712_000000482092_00278_44420_0709.N1	29-AUG-2010 06:47:12	Straylight	48.000	18	24Alp PsA	1.1660	9700.0	96	44420	No
84	GOM_NL__2PRFIN20100829_065208_000000492092_00278_44420_0710.N1	29-AUG-2010 06:52:08	Bright	48.500	142	49Del Cap	2.8500	8900.0	97	44420	No
85	GOM_NL__2PRFIN20100829_065518_000000402092_00278_44420_0711.N1	29-AUG-2010 06:55:18	Bright	39.500	154	22Bet Aqr	2.8990	5700.0	79	44420	No
86	GOM_NL__2PRFIN20100829_065651_000000422092_00278_44420_0712.N1	29-AUG-2010 06:56:51	Bright	41.500	162	34Alp Aqr	2.9440	5350.0	83	44420	No
87	GOM_NL__2PRFIN20100829_065952_000000392092_00278_44420_0713.N1	29-AUG-2010 06:59:52	Bright	39.000	61	8Eps Peg	2.1000	3900.0	78	44420	No
88	GOM_NL__2PRFIN20100829_070718_000000432092_00278_44420_0714.N1	29-AUG-2010 07:07:18	Bright	43.000	164	44Eta Peg	2.9480	5400.0	86	44420	No
89	GOM_NL__2PRFIN20100829_071454_000000382092_00278_44420_0715.N1	29-AUG-2010 07:14:54	Bright	37.500	89	5Alp Cep	2.4510	8000.0	75	44420	No
90	GOM_NL__2PRFIN20100829_071805_000000462092_00278_44420_0716.N1	29-AUG-2010 07:18:05	Bright	46.000	74	11Bet Cas	2.2680	6600.0	92	44420	No
91	GOM_NL__2PRFIN20100829_072016_000000472092_00278_44420_0717.N1	29-AUG-2010 07:20:16	Bright	46.500	76	27Gam Cas	2.3000	30000.	93	44420	No
92	GOM_NL__2PRFIN20100829_073527_000000462092_00278_44420_0718.N1	29-AUG-2010 07:35:27	Bright	46.000	42	34Bet Aur	1.9000	10200.	92	44420	No
93	GOM_NL__2PRFIN20100829_073811_000000432092_00278_44420_0719.N1	29-AUG-2010 07:38:11	Bright	42.500	107	37The Aur	2.6490	11000.	85	44420	No
94	GOM_NL__2PRFIN20100829_074308_000000542092_00278_44420_0720.N1	29-AUG-2010 07:43:08	Twilight	54.000	151	13Mu Gem	2.8900	3000.0	108	44420	No
95	GOM_NL__2PRFIN20100829_074450_000000482092_00278_44420_0721.N1	29-AUG-2010 07:44:50	Twilight	47.500	44	24Gam Gem	1.9280	11000.	95	44420	No
96	GOM_NL__2PRFIN20100829_074617_000000402092_00278_44420_0722.N1	29-AUG-2010 07:46:17	Twilight	40.000	153	3Bet CMi	2.8940	13100.	80	44420	No
97	GOM_NL__2PRFIN20100829_074910_000000692092_00278_44420_0723.N1	29-AUG-2010 07:49:10	Dark	68.500	14	58Alp Ori	0.87000	3000.0	137	44420	No
98	GOM_NL__2PRFIN20100829_075303_000000402092_00278_44420_0724.N1	29-AUG-2010 07:53:03	Dark	40.000	33	50Zet Ori	1.7660	30000.	80	44420	No
99	GOM_NL__2PRFIN20100829_075423_000000562092_00278_44420_0725.N1	29-AUG-2010 07:54:23	Dark	56.000	1	9Alp CMa	-1.4400	11000.	112	44420	No
100	GOM_NL__2PRFIN20100829_075808_000000522092_00278_44420_0726.N1	29-AUG-2010 07:58:08	Dark	52.000	101	11Alp Lep	2.5820	7000.0	104	44420	No
101	GOM_NL__2PRFIN20100829_081306_000000562092_00279_44421_0734.N1	29-AUG-2010 08:13:06	Dark	55.500	157	The1Eri	2.9060	9300.0	111	44421	No

102	GOM_NL__2PRFIN20100829_081528_000000512092_00279_44421_0735.N1	29-AUG-2010 08:15:28	Dark	50.500	9	Alp Eri	0.45300	24000.	101	44421	No
103	GOM_NL__2PRFIN20100829_082127_000000512092_00279_44421_0736.N1	29-AUG-2010 08:21:27	Straylight	50.500	84	Alp Phe	2.3970	4500.0	101	44421	No
104	GOM_NL__2PRFIN20100829_082748_000000502092_00279_44421_0737.N1	29-AUG-2010 08:27:48	Straylight	50.000	18	24Alp PsA	1.1660	9700.0	100	44421	No
105	GOM_NL__2PRFIN20100829_083244_000000542092_00279_44421_0738.N1	29-AUG-2010 08:32:44	Bright	54.000	142	49Del Cap	2.8500	8900.0	108	44421	No
106	GOM_NL__2PRFIN20100829_083554_000000402092_00279_44421_0739.N1	29-AUG-2010 08:35:54	Bright	39.500	154	22Bet Aqr	2.8990	5700.0	79	44421	No
107	GOM_NL__2PRFIN20100829_083727_000000422092_00279_44421_0740.N1	29-AUG-2010 08:37:27	Bright	41.500	162	34Alp Aqr	2.9440	5350.0	83	44421	No
108	GOM_NL__2PRFIN20100829_084028_000000402092_00279_44421_0741.N1	29-AUG-2010 08:40:28	Bright	39.500	61	8Eps Peg	2.1000	3900.0	79	44421	No
109	GOM_NL__2PRFIN20100829_084754_000000452092_00279_44421_0742.N1	29-AUG-2010 08:47:54	Bright	45.000	164	44Eta Peg	2.9480	5400.0	90	44421	No
110	GOM_NL__2PRFIN20100829_085530_000000382092_00279_44421_0743.N1	29-AUG-2010 08:55:30	Bright	37.500	89	5Alp Cep	2.4510	8000.0	75	44421	No
111	GOM_NL__2PRFIN20100829_085841_000000452092_00279_44421_0744.N1	29-AUG-2010 08:58:41	Bright	45.000	74	11Bet Cas	2.2680	6600.0	90	44421	No
112	GOM_NL__2PRFIN20100829_090051_000000472092_00279_44421_0745.N1	29-AUG-2010 09:00:51	Bright	47.000	76	27Gam Cas	2.3000	30000.	94	44421	No
113	GOM_NL__2PRFIN20100829_091602_000000462092_00279_44421_0746.N1	29-AUG-2010 09:16:02	Bright	46.000	42	34Bet Aur	1.9000	10200.	92	44421	No
114	GOM_NL__2PRFIN20100829_091847_000000662092_00279_44421_0747.N1	29-AUG-2010 09:18:47	Bright	66.000	107	37The Aur	2.6490	11000.	132	44421	No
115	GOM_NL__2PRFIN20100829_092344_000000552092_00279_44421_0748.N1	29-AUG-2010 09:23:44	Twilight	54.500	151	13Mu Gem	2.8900	3000.0	109	44421	No
116	GOM_NL__2PRFIN20100829_092527_000000482092_00279_44421_0749.N1	29-AUG-2010 09:25:27	Twilight	48.000	44	24Gam Gem	1.9280	11000.	96	44421	No
117	GOM_NL__2PRFIN20100829_092653_000000412092_00279_44421_0750.N1	29-AUG-2010 09:26:53	Twilight	41.000	153	3Bet CMI	2.8940	13100.	82	44421	No
118	GOM_NL__2PRFIN20100829_092946_000000732092_00279_44421_0751.N1	29-AUG-2010 09:29:46	Dark	73.000	14	58Alp Ori	0.87000	3000.0	146	44421	No
119	GOM_NL__2PRFIN20100829_093340_000000402092_00279_44421_0752.N1	29-AUG-2010 09:33:40	Dark	40.000	33	50Zet Ori	1.7660	30000.	80	44421	No
120	GOM_NL__2PRFIN20100829_093500_000000562092_00279_44421_0753.N1	29-AUG-2010 09:35:00	Dark	56.000	1	9Alp CMA	-1.4400	11000.	112	44421	No
121	GOM_NL__2PRFIN20100829_093845_000000552092_00279_44421_0754.N1	29-AUG-2010 09:38:45	Dark	54.500	101	11Alp Lep	2.5820	7000.0	109	44421	No
122	GOM_NL__2PRFIN20100829_095343_000000582092_00280_44422_0763.N1	29-AUG-2010 09:53:43	Dark	57.500	157	The1Eri	2.9060	9300.0	115	44422	No
123	GOM_NL__2PRFIN20100829_095605_000000512092_00280_44422_0764.N1	29-AUG-2010 09:56:05	Dark	51.000	9	Alp Eri	0.45300	24000.	102	44422	No
124	GOM_NL__2PRFIN20100829_100203_000000522092_00280_44422_0765.N1	29-AUG-2010 10:02:03	Straylight	52.000	84	Alp Phe	2.3970	4500.0	104	44422	No
125	GOM_NL__2PRFIN20100829_100824_000000502092_00280_44422_0766.N1	29-AUG-2010 10:08:24	Straylight	49.500	18	24Alp PsA	1.1660	9700.0	99	44422	No
126	GOM_NL__2PRFIN20100829_101320_000000522092_00280_44422_0767.N1	29-AUG-2010 10:13:20	Bright	51.500	142	49Del Cap	2.8500	8900.0	103	44422	No
127	GOM_NL__2PRFIN20100829_101630_000000392092_00280_44422_0768.N1	29-AUG-2010 10:16:30	Bright	39.000	154	22Bet Aqr	2.8990	5700.0	78	44422	No
128	GOM_NL__2PRFIN20100829_101803_000000422092_00280_44422_0769.N1	29-AUG-2010 10:18:03	Bright	42.000	162	34Alp Aqr	2.9440	5350.0	84	44422	No
129	GOM_NL__2PRFIN20100829_102104_000000402092_00280_44422_0770.N1	29-AUG-2010 10:21:04	Bright	39.500	61	8Eps Peg	2.1000	3900.0	79	44422	No
130	GOM_NL__2PRFIN20100829_102829_000000442092_00280_44422_0771.N1	29-AUG-2010 10:28:29	Bright	43.500	164	44Eta Peg	2.9480	5400.0	87	44422	No
131	GOM_NL__2PRFIN20100829_103606_000000382092_00280_44422_0772.N1	29-AUG-2010 10:36:06	Bright	37.500	89	5Alp Cep	2.4510	8000.0	75	44422	No
132	GOM_NL__2PRFIN20100829_103916_000000452092_00280_44422_0773.N1	29-AUG-2010 10:39:16	Bright	45.000	74	11Bet Cas	2.2680	6600.0	90	44422	No
133	GOM_NL__2PRFIN20100829_105638_000000452092_00280_44422_0774.N1	29-AUG-2010 10:56:38	Bright	45.000	42	34Bet Aur	1.9000	10200.	90	44422	No
134	GOM_NL__2PRFIN20100829_105923_000000462092_00280_44422_0775.N1	29-AUG-2010 10:59:23	Bright	45.500	107	37The Aur	2.6490	11000.	91	44422	No
135	GOM_NL__2PRFIN20100829_110420_000000592092_00280_44422_0776.N1	29-AUG-2010 11:04:20	Twilight	59.000	151	13Mu Gem	2.8900	3000.0	118	44422	No
136	GOM_NL__2PRFIN20100829_110603_000000472092_00280_44422_0777.N1	29-AUG-2010 11:06:03	Twilight	46.500	44	24Gam Gem	1.9280	11000.	93	44422	No
137	GOM_NL__2PRFIN20100829_110730_000000402092_00280_44422_0778.N1	29-AUG-2010 11:07:30	Twilight	40.000	153	3Bet CMI	2.8940	13100.	80	44422	No
138	GOM_NL__2PRFIN20100829_111023_000000732092_00280_44422_0779.N1	29-AUG-2010 11:10:23	Dark	73.000	14	58Alp Ori	0.87000	3000.0	146	44422	No
139	GOM_NL__2PRFIN20100829_111417_000000322092_00280_44422_0780.N1	29-AUG-2010 11:14:17	Dark	32.000	33	50Zet Ori	1.7660	30000.	64	44422	No
140	GOM_NL__2PRFIN20100829_111536_000000492092_00280_44422_0781.N1	29-AUG-2010 11:15:36	Dark	48.500	1	9Alp CMA	-1.4400	11000.	97	44422	No
141	GOM_NL__2PRFIN20100829_111922_000000542092_00280_44422_0782.N1	29-AUG-2010 11:19:22	Dark	53.500	101	11Alp Lep	2.5820	7000.0	107	44422	No
142	GOM_NL__2PRFIN20100829_113420_000000562092_00281_44423_0788.N1	29-AUG-2010 11:34:20	Dark	56.000	157	The1Eri	2.9060	9300.0	112	44423	No
143	GOM_NL__2PRFIN20100829_113641_000000472092_00281_44423_0789.N1	29-AUG-2010 11:36:41	Dark	47.000	9	Alp Eri	0.45300	24000.	94	44423	No
144	GOM_NL__2PRFIN20100829_114240_000000542092_00281_44423_0790.N1	29-AUG-2010 11:42:40	Straylight	53.500	84	Alp Phe	2.3970	4500.0	107	44423	No
145	GOM_NL__2PRFIN20100829_114900_000000512092_00281_44423_0791.N1	29-AUG-2010 11:49:00	Straylight	50.500	18	24Alp PsA	1.1660	9700.0	101	44423	No
146	GOM_NL__2PRFIN20100829_115356_000000462092_00281_44423_0792.N1	29-AUG-2010 11:53:56	Bright	46.000	142	49Del Cap	2.8500	8900.0	92	44423	No
147	GOM_NL__2PRFIN20100829_115706_000000392092_00281_44423_0793.N1	29-AUG-2010 11:57:06	Bright	39.000	154	22Bet Aqr	2.8990	5700.0	78	44423	No
148	GOM_NL__2PRFIN20100829_115839_000000422092_00281_44423_0794.N1	29-AUG-2010 11:58:39	Bright	42.000	162	34Alp Aqr	2.9440	5350.0	84	44423	No
149	GOM_NL__2PRFIN20100829_120140_000000412092_00281_44423_0795.N1	29-AUG-2010 12:01:40	Bright	40.500	61	8Eps Peg	2.1000	3900.0	81	44423	No
150	GOM_NL__2PRFIN20100829_120904_000000442092_00281_44423_0796.N1	29-AUG-2010 12:09:04	Bright	44.000	164	44Eta Peg	2.9480	5400.0	88	44423	No
151	GOM_NL__2PRFIN20100829_121642_000000392092_00281_44423_0797.N1	29-AUG-2010 12:16:42	Bright	39.000	89	5Alp Cep	2.4510	8000.0	78	44423	No
152	GOM_NL__2PRFIN20100829_121951_000000452092_00281_44423_0798.N1	29-AUG-2010 12:19:51	Bright	45.000	74	11Bet Cas	2.2680	6600.0	90	44423	No
153	GOM_NL__2PRFIN20100829_122201_000000472092_00281_44423_0799.N1	29-AUG-2010 12:22:01	Bright	46.500	76	27Gam Cas	2.3000	30000.	93	44423	No
154	GOM_NL__2PRFIN20100829_123714_000000472092_00281_44423_0800.N1	29-AUG-2010 12:37:14	Bright	47.000	42	34Bet Aur	1.9000	10200.	94	44423	No
155	GOM_NL__2PRFIN20100829_123959_000000442092_00281_44423_0801.N1	29-AUG-2010 12:39:59	Bright	44.000	107	37The Aur	2.6490	11000.	88	44423	No
156	GOM_NL__2PRFIN20100829_124456_000000562092_00281_44423_0802.N1	29-AUG-2010 12:44:56	Twilight	56.000	151	13Mu Gem	2.8900	3000.0	112	44423	No
157	GOM_NL__2PRFIN20100829_124639_000000452092_00281_44423_0803.N1	29-AUG-2010 12:46:39	Twilight	45.000	44	24Gam Gem	1.9280	11000.	90	44423	No
158	GOM_NL__2PRFIN20100829_124806_000000412092_00281_44423_0804.N1	29-AUG-2010 12:48:06	Twilight	41.000	153	3Bet CMI	2.8940	13100.	82	44423	No
159	GOM_NL__2PRFIN20100829_125100_000000702092_00281_44423_0805.N1	29-AUG-2010 12:51:00	Dark	70.000	14	58Alp Ori	0.87000	3000.0	140	44423	No
160	GOM_NL__2PRFIN20100829_125453_000000322092_00281_44423_0806.N1	29-AUG-2010 12:54:53	Dark	32.000	33	50Zet Ori	1.7660	30000.	64	44423	No

161	GOM_NL__2PRFIN20100829_125613_000000522092_00281_44423_0807.N1	29-AUG-2010 12:56:13	Dark	52.000	1	9Alp CMa	-1.4400	11000.	104	44423	No
162	GOM_NL__2PRFIN20100829_125959_000000572092_00281_44423_0808.N1	29-AUG-2010 12:59:59	Dark	57.000	101	11Alp Lep	2.5820	7000.0	114	44423	No
163	GOM_NL__2PRFIN20100829_131458_000000542092_00282_44424_0799.N1	29-AUG-2010 13:14:58	Dark	54.000	157	The1Eri	2.9060	9300.0	108	44424	No
164	GOM_NL__2PRFIN20100829_131718_000000452092_00282_44424_0800.N1	29-AUG-2010 13:17:18	Dark	45.000	9	Alp Eri	0.45300	24000.	90	44424	No
165	GOM_NL__2PRFIN20100829_132316_000000512092_00282_44424_0801.N1	29-AUG-2010 13:23:16	Straylight	50.500	84	Alp Phe	2.3970	4500.0	101	44424	No
166	GOM_NL__2PRFIN20100829_132936_000000502092_00282_44424_0802.N1	29-AUG-2010 13:29:36	Straylight	49.500	18	24Alp PsA	1.1660	9700.0	99	44424	No
167	GOM_NL__2PRFIN20100829_133432_000000512092_00282_44424_0803.N1	29-AUG-2010 13:34:32	Bright	50.500	142	49Del Cap	2.8500	8900.0	101	44424	No
168	GOM_NL__2PRFIN20100829_133742_000000382092_00282_44424_0804.N1	29-AUG-2010 13:37:42	Bright	38.000	154	22Bet Aqr	2.8990	5700.0	76	44424	No
169	GOM_NL__2PRFIN20100829_133915_000000412092_00282_44424_0805.N1	29-AUG-2010 13:39:15	Bright	41.000	162	34Alp Aqr	2.9440	5350.0	82	44424	No
170	GOM_NL__2PRFIN20100829_134215_000000412092_00282_44424_0806.N1	29-AUG-2010 13:42:15	Bright	40.500	61	8Eps Peg	2.1000	3900.0	81	44424	No
171	GOM_NL__2PRFIN20100829_134939_000000472092_00282_44424_0807.N1	29-AUG-2010 13:49:39	Bright	47.000	164	44Eta Peg	2.9480	5400.0	94	44424	No
172	GOM_NL__2PRFIN20100829_135717_000000402092_00282_44424_0808.N1	29-AUG-2010 13:57:17	Bright	39.500	89	5Alp Cep	2.4510	8000.0	79	44424	No
173	GOM_NL__2PRFIN20100829_140026_000000452092_00282_44424_0809.N1	29-AUG-2010 14:00:26	Bright	45.000	74	11Bet Cas	2.2680	6600.0	90	44424	No
174	GOM_NL__2PRFIN20100829_140237_000000442092_00282_44424_0810.N1	29-AUG-2010 14:02:37	Bright	44.000	76	27Gam Cas	2.3000	30000.	88	44424	No
175	GOM_NL__2PRFIN20100829_141750_000000462092_00282_44424_0811.N1	29-AUG-2010 14:17:50	Bright	45.500	42	34Bet Aur	1.9000	10200.	91	44424	No
176	GOM_NL__2PRFIN20100829_142035_000000642092_00282_44424_0812.N1	29-AUG-2010 14:20:35	Bright	64.000	107	37The Aur	2.6490	11000.	128	44424	No
177	GOM_NL__2PRFIN20100829_142246_000000392092_00282_44424_0813.N1	29-AUG-2010 14:22:46	Bright	39.000	17	78Bet Gem	1.1610	4500.0	78	44424	No
178	GOM_NL__2PRFIN20100829_142533_000000542092_00282_44424_0814.N1	29-AUG-2010 14:25:33	Twi_and_stray	53.500	151	13Mu Gem	2.8900	3000.0	107	44424	No
179	GOM_NL__2PRFIN20100829_142715_000000492092_00282_44424_0815.N1	29-AUG-2010 14:27:15	Twi_and_stray	49.000	44	24Gam Gem	1.9280	11000.	98	44424	No
180	GOM_NL__2PRFIN20100829_142842_000000412092_00282_44424_0816.N1	29-AUG-2010 14:28:42	Twilight	41.000	153	3Bet CMi	2.8940	13100.	82	44424	No
181	GOM_NL__2PRFIN20100829_143136_000000672092_00282_44424_0817.N1	29-AUG-2010 14:31:36	Dark	67.000	14	58Alp Ori	0.87000	3000.0	134	44424	No
182	GOM_NL__2PRFIN20100829_143649_000000492092_00282_44424_0818.N1	29-AUG-2010 14:36:49	Dark	48.500	1	9Alp CMa	-1.4400	11000.	97	44424	No
183	GOM_NL__2PRFIN20100829_144036_000000532092_00282_44424_0819.N1	29-AUG-2010 14:40:36	Dark	53.000	101	11Alp Lep	2.5820	7000.0	106	44424	No
184	GOM_NL__2PRFIN20100829_145534_000000572092_00283_44425_0858.N1	29-AUG-2010 14:55:34	Dark	56.500	157	The1Eri	2.9060	9300.0	113	44425	No
185	GOM_NL__2PRFIN20100829_145755_000000442092_00283_44425_0859.N1	29-AUG-2010 14:57:55	Dark	43.500	9	Alp Eri	0.45300	24000.	87	44425	No
186	GOM_NL__2PRFIN20100829_150353_000000502092_00283_44425_0860.N1	29-AUG-2010 15:03:53	Straylight	49.500	84	Alp Phe	2.3970	4500.0	99	44425	No
187	GOM_NL__2PRFIN20100829_151013_000000492092_00283_44425_0861.N1	29-AUG-2010 15:10:13	Straylight	49.000	18	24Alp PsA	1.1660	9700.0	98	44425	No
188	GOM_NL__2PRFIN20100829_151508_000000422092_00283_44425_0862.N1	29-AUG-2010 15:15:08	Bright	42.000	142	49Del Cap	2.8500	8900.0	84	44425	No
189	GOM_NL__2PRFIN20100829_151818_000000382092_00283_44425_0863.N1	29-AUG-2010 15:18:18	Bright	38.000	154	22Bet Aqr	2.8990	5700.0	76	44425	No
190	GOM_NL__2PRFIN20100829_151950_000000422092_00283_44425_0864.N1	29-AUG-2010 15:19:50	Bright	42.000	162	34Alp Aqr	2.9440	5350.0	84	44425	No
191	GOM_NL__2PRFIN20100829_152251_000000412092_00283_44425_0865.N1	29-AUG-2010 15:22:51	Bright	41.000	61	8Eps Peg	2.1000	3900.0	82	44425	No
192	GOM_NL__2PRFIN20100829_153015_000000462092_00283_44425_0866.N1	29-AUG-2010 15:30:15	Bright	45.500	164	44Eta Peg	2.9480	5400.0	91	44425	No
193	GOM_NL__2PRFIN20100829_153753_000000372092_00283_44425_0867.N1	29-AUG-2010 15:37:53	Bright	36.500	89	5Alp Cep	2.4510	8000.0	73	44425	No
194	GOM_NL__2PRFIN20100829_154101_000000432092_00283_44425_0868.N1	29-AUG-2010 15:41:01	Bright	42.500	74	11Bet Cas	2.2680	6600.0	85	44425	No
195	GOM_NL__2PRFIN20100829_154312_000000452092_00283_44425_0869.N1	29-AUG-2010 15:43:12	Bright	45.000	76	27Gam Cas	2.3000	30000.	90	44425	No
196	GOM_NL__2PRFIN20100829_155826_000000442092_00283_44425_0870.N1	29-AUG-2010 15:58:26	Bright	44.000	42	34Bet Aur	1.9000	10200.	88	44425	No
197	GOM_NL__2PRFIN20100829_160111_000000452092_00283_44425_0871.N1	29-AUG-2010 16:01:11	Bright	45.000	107	37The Aur	2.6490	11000.	90	44425	No
198	GOM_NL__2PRFIN20100829_160322_000000372092_00283_44425_0872.N1	29-AUG-2010 16:03:22	Bright	37.000	17	78Bet Gem	1.1610	4500.0	74	44425	No
199	GOM_NL__2PRFIN20100829_160609_000000542092_00283_44425_0873.N1	29-AUG-2010 16:06:09	Twi_and_stray	53.500	151	13Mu Gem	2.8900	3000.0	107	44425	No
200	GOM_NL__2PRFIN20100829_160752_000000502092_00283_44425_0874.N1	29-AUG-2010 16:07:52	Twi_and_stray	49.500	44	24Gam Gem	1.9280	11000.	99	44425	No
201	GOM_NL__2PRFIN20100829_160918_000000422092_00283_44425_0875.N1	29-AUG-2010 16:09:18	Twilight	42.000	153	3Bet CMi	2.8940	13100.	84	44425	No
202	GOM_NL__2PRFIN20100829_161213_000000632092_00283_44425_0876.N1	29-AUG-2010 16:12:13	Dark	62.500	14	58Alp Ori	0.87000	3000.0	125	44425	No
203	GOM_NL__2PRFIN20100829_161726_000000522092_00283_44425_0877.N1	29-AUG-2010 16:17:26	Dark	51.500	1	9Alp CMa	-1.4400	11000.	103	44425	No
204	GOM_NL__2PRFIN20100829_162113_000000572092_00283_44425_0878.N1	29-AUG-2010 16:21:13	Dark	56.500	101	11Alp Lep	2.5820	7000.0	113	44425	No
205	GOM_NL__2PRFIN20100829_163612_000000562092_00284_44426_0887.N1	29-AUG-2010 16:36:12	Dark	55.500	157	The1Eri	2.9060	9300.0	111	44426	No
206	GOM_NL__2PRFIN20100829_163832_000000442092_00284_44426_0888.N1	29-AUG-2010 16:38:32	Dark	44.000	9	Alp Eri	0.45300	24000.	88	44426	No
207	GOM_NL__2PRFIN20100829_164429_000000562092_00284_44426_0889.N1	29-AUG-2010 16:44:29	Straylight	56.000	84	Alp Phe	2.3970	4500.0	112	44426	No
208	GOM_NL__2PRFIN20100829_165049_000000482092_00284_44426_0890.N1	29-AUG-2010 16:50:49	Straylight	48.000	18	24Alp PsA	1.1660	9700.0	96	44426	No
209	GOM_NL__2PRFIN20100829_165544_000000462092_00284_44426_0891.N1	29-AUG-2010 16:55:44	Bright	46.000	142	49Del Cap	2.8500	8900.0	92	44426	No
210	GOM_NL__2PRFIN20100829_165854_000000402092_00284_44426_0892.N1	29-AUG-2010 16:58:54	Bright	39.500	154	22Bet Aqr	2.8990	5700.0	79	44426	No
211	GOM_NL__2PRFIN20100829_170026_000000422092_00284_44426_0893.N1	29-AUG-2010 17:00:26	Bright	42.000	162	34Alp Aqr	2.9440	5350.0	84	44426	No
212	GOM_NL__2PRFIN20100829_170328_000000392092_00284_44426_0894.N1	29-AUG-2010 17:03:28	Bright	38.500	61	8Eps Peg	2.1000	3900.0	77	44426	No
213	GOM_NL__2PRFIN20100829_171050_000000462092_00284_44426_0895.N1	29-AUG-2010 17:10:50	Bright	46.000	164	44Eta Peg	2.9480	5400.0	92	44426	No
214	GOM_NL__2PRFIN20100829_171829_000000392092_00284_44426_0896.N1	29-AUG-2010 17:18:29	Bright	38.500	89	5Alp Cep	2.4510	8000.0	77	44426	No
215	GOM_NL__2PRFIN20100829_172137_000000452092_00284_44426_0897.N1	29-AUG-2010 17:21:37	Bright	44.500	74	11Bet Cas	2.2680	6600.0	89	44426	No
216	GOM_NL__2PRFIN20100829_172347_000000482092_00284_44426_0898.N1	29-AUG-2010 17:23:47	Bright	47.500	76	27Gam Cas	2.3000	30000.	95	44426	No
217	GOM_NL__2PRFIN20100829_173902_000000472092_00284_44426_0899.N1	29-AUG-2010 17:39:02	Bright	46.500	42	34Bet Aur	1.9000	10200.	93	44426	No
218	GOM_NL__2PRFIN20100829_174147_000000482092_00284_44426_0900.N1	29-AUG-2010 17:41:47	Bright	47.500	107	37The Aur	2.6490	11000.	95	44426	No
219	GOM_NL__2PRFIN20100829_174358_000000382092_00284_44426_0901.N1	29-AUG-2010 17:43:58	Bright	38.000	17	78Bet Gem	1.1610	4500.0	76	44426	No

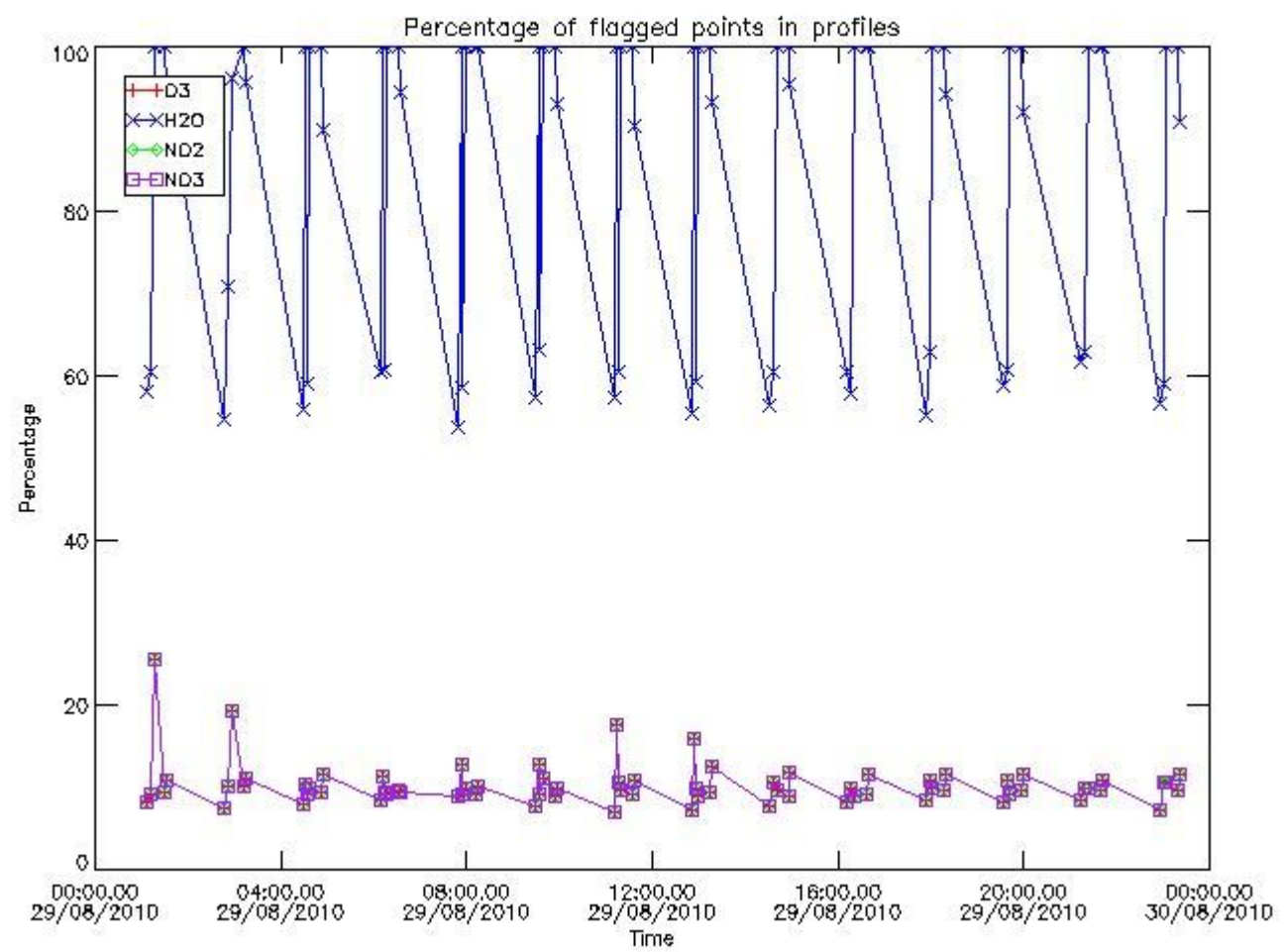
220	GOM_NL__2PRFIN20100829_174645_000000522092_00284_44426_0902.N1	29-AUG-2010 17:46:45	Twilight	52.000	151	13Mu Gem	2.8900	3000.0	104	44426	No
221	GOM_NL__2PRFIN20100829_174828_000000482092_00284_44426_0903.N1	29-AUG-2010 17:48:28	Twilight	48.000	44	24Gam Gem	1.9280	11000.	96	44426	No
222	GOM_NL__2PRFIN20100829_174955_000000422092_00284_44426_0904.N1	29-AUG-2010 17:49:55	Twilight	41.500	153	3Bet CMi	2.8940	13100.	83	44426	No
223	GOM_NL__2PRFIN20100829_175250_000000732092_00284_44426_0905.N1	29-AUG-2010 17:52:50	Dark	73.000	14	58Alp Ori	0.87000	3000.0	146	44426	No
224	GOM_NL__2PRFIN20100829_175803_000000482092_00284_44426_0906.N1	29-AUG-2010 17:58:03	Dark	47.500	1	9Alp CMa	-1.4400	11000.	95	44426	No
225	GOM_NL__2PRFIN20100829_180150_000000522092_00284_44426_0907.N1	29-AUG-2010 18:01:50	Dark	52.000	101	11Alp Lep	2.5820	7000.0	104	44426	No
226	GOM_NL__2PRFIN20100829_181649_000000542092_00285_44427_0914.N1	29-AUG-2010 18:16:49	Dark	53.500	157	The1Eri	2.9060	9300.0	107	44427	No
227	GOM_NL__2PRFIN20100829_181908_000000452092_00285_44427_0915.N1	29-AUG-2010 18:19:08	Dark	44.500	9	Alp Eri	0.45300	24000.	89	44427	No
228	GOM_NL__2PRFIN20100829_182506_000000602092_00285_44427_0916.N1	29-AUG-2010 18:25:06	Straylight	59.500	84	Alp Phe	2.3970	4500.0	119	44427	No
229	GOM_NL__2PRFIN20100829_183125_000000472092_00285_44427_0917.N1	29-AUG-2010 18:31:25	Straylight	47.000	18	24Alp PsA	1.1660	9700.0	94	44427	No
230	GOM_NL__2PRFIN20100829_183620_000000462092_00285_44427_0918.N1	29-AUG-2010 18:36:20	Bright	45.500	142	49Del Cap	2.8500	8900.0	91	44427	No
231	GOM_NL__2PRFIN20100829_183930_000000392092_00285_44427_0919.N1	29-AUG-2010 18:39:30	Bright	39.000	154	22Bet Aqr	2.8990	5700.0	78	44427	No
232	GOM_NL__2PRFIN20100829_184102_000000422092_00285_44427_0920.N1	29-AUG-2010 18:41:02	Bright	42.000	162	34Alp Aqr	2.9440	5350.0	84	44427	No
233	GOM_NL__2PRFIN20100829_184403_000000392092_00285_44427_0921.N1	29-AUG-2010 18:44:03	Bright	39.000	61	8Eps Peg	2.1000	3900.0	78	44427	No
234	GOM_NL__2PRFIN20100829_185126_000000442092_00285_44427_0922.N1	29-AUG-2010 18:51:26	Bright	43.500	164	44Eta Peg	2.9480	5400.0	87	44427	No
235	GOM_NL__2PRFIN20100829_185905_000000392092_00285_44427_0923.N1	29-AUG-2010 18:59:05	Bright	38.500	89	5Alp Cep	2.4510	8000.0	77	44427	No
236	GOM_NL__2PRFIN20100829_190212_000000462092_00285_44427_0924.N1	29-AUG-2010 19:02:12	Bright	45.500	74	11Bet Cas	2.2680	6600.0	91	44427	No
237	GOM_NL__2PRFIN20100829_190422_000000472092_00285_44427_0925.N1	29-AUG-2010 19:04:22	Bright	47.000	76	27Gam Cas	2.3000	30000.	94	44427	No
238	GOM_NL__2PRFIN20100829_191938_000000472092_00285_44427_0926.N1	29-AUG-2010 19:19:38	Bright	47.000	42	34Bet Aur	1.9000	10200.	94	44427	No
239	GOM_NL__2PRFIN20100829_192223_000000472092_00285_44427_0927.N1	29-AUG-2010 19:22:23	Bright	46.500	107	37The Aur	2.6490	11000.	93	44427	No
240	GOM_NL__2PRFIN20100829_192434_000000532092_00285_44427_0928.N1	29-AUG-2010 19:24:34	Bright	53.000	17	78Bet Gem	1.1610	4500.0	106	44427	No
241	GOM_NL__2PRFIN20100829_192721_000000552092_00285_44427_0929.N1	29-AUG-2010 19:27:21	Twilight	55.000	151	13Mu Gem	2.8900	3000.0	110	44427	No
242	GOM_NL__2PRFIN20100829_192905_000000492092_00285_44427_0930.N1	29-AUG-2010 19:29:05	Twilight	48.500	44	24Gam Gem	1.9280	11000.	97	44427	No
243	GOM_NL__2PRFIN20100829_193031_000000402092_00285_44427_0931.N1	29-AUG-2010 19:30:31	Twilight	40.000	153	3Bet CMi	2.8940	13100.	80	44427	No
244	GOM_NL__2PRFIN20100829_193326_000000632092_00285_44427_0932.N1	29-AUG-2010 19:33:26	Dark	62.500	14	58Alp Ori	0.87000	3000.0	125	44427	No
245	GOM_NL__2PRFIN20100829_193839_000000482092_00285_44427_0933.N1	29-AUG-2010 19:38:39	Dark	47.500	1	9Alp CMa	-1.4400	11000.	95	44427	No
246	GOM_NL__2PRFIN20100829_194227_000000552092_00285_44427_0934.N1	29-AUG-2010 19:42:27	Dark	55.000	101	11Alp Lep	2.5820	7000.0	110	44427	No
247	GOM_NL__2PRFIN20100829_195726_000000532092_00286_44428_0945.N1	29-AUG-2010 19:57:26	Dark	52.500	157	The1Eri	2.9060	9300.0	105	44428	No
248	GOM_NL__2PRFIN20100829_195945_000000452092_00286_44428_0946.N1	29-AUG-2010 19:59:45	Dark	44.500	9	Alp Eri	0.45300	24000.	89	44428	No
249	GOM_NL__2PRFIN20100829_200542_000000612092_00286_44428_0947.N1	29-AUG-2010 20:05:42	Straylight	60.500	84	Alp Phe	2.3970	4500.0	121	44428	No
250	GOM_NL__2PRFIN20100829_201201_000000502092_00286_44428_0948.N1	29-AUG-2010 20:12:01	Straylight	49.500	18	24Alp PsA	1.1660	9700.0	99	44428	No
251	GOM_NL__2PRFIN20100829_201656_000000482092_00286_44428_0949.N1	29-AUG-2010 20:16:56	Bright	48.000	142	49Del Cap	2.8500	8900.0	96	44428	No
252	GOM_NL__2PRFIN20100829_202006_000000392092_00286_44428_0950.N1	29-AUG-2010 20:20:06	Bright	39.000	154	22Bet Aqr	2.8990	5700.0	78	44428	No
253	GOM_NL__2PRFIN20100829_202138_000000422092_00286_44428_0951.N1	29-AUG-2010 20:21:38	Bright	42.000	162	34Alp Aqr	2.9440	5350.0	84	44428	No
254	GOM_NL__2PRFIN20100829_202439_000000412092_00286_44428_0952.N1	29-AUG-2010 20:24:39	Bright	40.500	61	8Eps Peg	2.1000	3900.0	81	44428	No
255	GOM_NL__2PRFIN20100829_203201_000000432092_00286_44428_0953.N1	29-AUG-2010 20:32:01	Bright	42.500	164	44Eta Peg	2.9480	5400.0	85	44428	No
256	GOM_NL__2PRFIN20100829_203941_000000362092_00286_44428_0954.N1	29-AUG-2010 20:39:41	Bright	35.500	89	5Alp Cep	2.4510	8000.0	71	44428	No
257	GOM_NL__2PRFIN20100829_204247_000000472092_00286_44428_0955.N1	29-AUG-2010 20:42:47	Bright	46.500	74	11Bet Cas	2.2680	6600.0	93	44428	No
258	GOM_NL__2PRFIN20100829_204457_000000492092_00286_44428_0956.N1	29-AUG-2010 20:44:57	Bright	48.500	76	27Gam Cas	2.3000	30000.	97	44428	No
259	GOM_NL__2PRFIN20100829_210013_000000462092_00286_44428_0957.N1	29-AUG-2010 21:00:13	Bright	46.000	42	34Bet Aur	1.9000	10200.	92	44428	No
260	GOM_NL__2PRFIN20100829_210259_000000492092_00286_44428_0958.N1	29-AUG-2010 21:02:59	Bright	48.500	107	37The Aur	2.6490	11000.	97	44428	No
261	GOM_NL__2PRFIN20100829_210511_000000532092_00286_44428_0959.N1	29-AUG-2010 21:05:11	Bright	53.000	17	78Bet Gem	1.1610	4500.0	106	44428	No
262	GOM_NL__2PRFIN20100829_210757_000000572092_00286_44428_0960.N1	29-AUG-2010 21:07:57	Twilight	56.500	151	13Mu Gem	2.8900	3000.0	113	44428	No
263	GOM_NL__2PRFIN20100829_210941_000000482092_00286_44428_0961.N1	29-AUG-2010 21:09:41	Twilight	48.000	44	24Gam Gem	1.9280	11000.	96	44428	No
264	GOM_NL__2PRFIN20100829_211107_000000392092_00286_44428_0962.N1	29-AUG-2010 21:11:07	Twilight	38.500	153	3Bet CMi	2.8940	13100.	77	44428	No
265	GOM_NL__2PRFIN20100829_211403_000000602092_00286_44428_0963.N1	29-AUG-2010 21:14:03	Dark	60.000	14	58Alp Ori	0.87000	3000.0	120	44428	No
266	GOM_NL__2PRFIN20100829_211916_000000522092_00286_44428_0964.N1	29-AUG-2010 21:19:16	Dark	51.500	1	9Alp CMa	-1.4400	11000.	103	44428	No
267	GOM_NL__2PRFIN20100829_212304_000000512092_00286_44428_0965.N1	29-AUG-2010 21:23:04	Dark	51.000	101	11Alp Lep	2.5820	7000.0	102	44428	No
268	GOM_NL__2PRFIN20100829_213803_000000532092_00287_44429_0957.N1	29-AUG-2010 21:38:03	Dark	53.000	157	The1Eri	2.9060	9300.0	106	44429	No
269	GOM_NL__2PRFIN20100829_214021_000000472092_00287_44429_0958.N1	29-AUG-2010 21:40:21	Dark	46.500	9	Alp Eri	0.45300	24000.	93	44429	No
270	GOM_NL__2PRFIN20100829_214619_000000502092_00287_44429_0959.N1	29-AUG-2010 21:46:19	Straylight	50.000	84	Alp Phe	2.3970	4500.0	100	44429	No
271	GOM_NL__2PRFIN20100829_215237_000000512092_00287_44429_0960.N1	29-AUG-2010 21:52:37	Straylight	50.500	18	24Alp PsA	1.1660	9700.0	101	44429	No
272	GOM_NL__2PRFIN20100829_215732_000000462092_00287_44429_0961.N1	29-AUG-2010 21:57:32	Bright	45.500	142	49Del Cap	2.8500	8900.0	91	44429	No
273	GOM_NL__2PRFIN20100829_220042_000000402092_00287_44429_0962.N1	29-AUG-2010 22:00:42	Bright	39.500	154	22Bet Aqr	2.8990	5700.0	79	44429	No
274	GOM_NL__2PRFIN20100829_220214_000000422092_00287_44429_0963.N1	29-AUG-2010 22:02:14	Bright	41.500	162	34Alp Aqr	2.9440	5350.0	83	44429	No
275	GOM_NL__2PRFIN20100829_220515_000000392092_00287_44429_0964.N1	29-AUG-2010 22:05:15	Bright	38.500	61	8Eps Peg	2.1000	3900.0	77	44429	No
276	GOM_NL__2PRFIN20100829_221236_000000462092_00287_44429_0965.N1	29-AUG-2010 22:12:36	Bright	46.000	164	44Eta Peg	2.9480	5400.0	92	44429	No
277	GOM_NL__2PRFIN20100829_222017_000000402092_00287_44429_0966.N1	29-AUG-2010 22:20:17	Bright	39.500	89	5Alp Cep	2.4510	8000.0	79	44429	No
278	GOM_NL__2PRFIN20100829_222323_000000442092_00287_44429_0967.N1	29-AUG-2010 22:23:23	Bright	44.000	74	11Bet Cas	2.2680	6600.0	88	44429	No

279	GOM_NL__2PRFIN20100829_222533_000000472092_00287_44429_0968.N1	29-AUG-2010 22: 25: 33	Bright	46.500	76	27Gam Cas	2.3000	30000.	93	44429	No
280	GOM_NL__2PRFIN20100829_224049_000000452092_00287_44429_0969.N1	29-AUG-2010 22: 40: 49	Bright	45.000	42	34Bet Aur	1.9000	10200.	90	44429	No
281	GOM_NL__2PRFIN20100829_224334_000000462092_00287_44429_0970.N1	29-AUG-2010 22: 43: 34	Bright	46.000	107	37The Aur	2.6490	11000.	92	44429	No
282	GOM_NL__2PRFIN20100829_224546_000000362092_00287_44429_0971.N1	29-AUG-2010 22: 45: 46	Bright	35.500	17	78Bet Gem	1.1610	4500.0	71	44429	No
283	GOM_NL__2PRFIN20100829_224834_000000542092_00287_44429_0972.N1	29-AUG-2010 22: 48: 34	Twilight	54.000	151	13Mu Gem	2.8900	3000.0	108	44429	No
284	GOM_NL__2PRFIN20100829_225017_000000452092_00287_44429_0973.N1	29-AUG-2010 22: 50: 17	Twilight	44.500	44	24Gam Gem	1.9280	11000.	89	44429	No
285	GOM_NL__2PRFIN20100829_225143_000000402092_00287_44429_0974.N1	29-AUG-2010 22: 51: 43	Twilight	40.000	153	3Bet CMI	2.8940	13100.	80	44429	No
286	GOM_NL__2PRFIN20100829_225440_000000702092_00287_44429_0975.N1	29-AUG-2010 22: 54: 40	Dark	69.500	14	58Alp Ori	0.87000	3000.0	139	44429	No
287	GOM_NL__2PRFIN20100829_225952_000000482092_00287_44429_0976.N1	29-AUG-2010 22: 59: 52	Dark	48.000	1	9Alp CMa	-1.4400	11000.	96	44429	No
288	GOM_NL__2PRFIN20100829_230341_000000532092_00287_44429_0977.N1	29-AUG-2010 23: 03: 41	Dark	53.000	101	11Alp Lep	2.5820	7000.0	106	44429	No
289	GOM_NL__2PRFIN20100829_231841_000000542092_00288_44430_0975.N1	29-AUG-2010 23: 18: 41	Dark	53.500	157	The1Eri	2.9060	9300.0	107	44430	No
290	GOM_NL__2PRFIN20100829_232057_000000442092_00288_44430_0976.N1	29-AUG-2010 23: 20: 57	Dark	44.000	9	Alp Eri	0.45300	24000.	88	44430	No
291	GOM_NL__2PRFIN20100829_232655_000000572092_00288_44430_0977.N1	29-AUG-2010 23: 26: 55	Straylight	57.000	84	Alp Phe	2.3970	4500.0	114	44430	No
292	GOM_NL__2PRFIN20100829_233313_000000452092_00288_44430_0978.N1	29-AUG-2010 23: 33: 13	Straylight	45.000	18	24Alp PsA	1.1660	9700.0	90	44430	No
293	GOM_NL__2PRFIN20100829_233808_000000482092_00288_44430_0979.N1	29-AUG-2010 23: 38: 08	Bright	47.500	142	49Del Cap	2.8500	8900.0	95	44430	No
294	GOM_NL__2PRFIN20100829_234118_000000392092_00288_44430_0980.N1	29-AUG-2010 23: 41: 18	Bright	39.000	154	22Bet Aqr	2.8990	5700.0	78	44430	No
295	GOM_NL__2PRFIN20100829_234250_000000422092_00288_44430_0981.N1	29-AUG-2010 23: 42: 50	Bright	41.500	162	34Alp Aqr	2.9440	5350.0	83	44430	No
296	GOM_NL__2PRFIN20100829_234551_000000412092_00288_44430_0982.N1	29-AUG-2010 23: 45: 51	Bright	40.500	61	8Eps Peg	2.1000	3900.0	81	44430	No
297	GOM_NL__2PRFIN20100829_235312_000000442092_00288_44430_0983.N1	29-AUG-2010 23: 53: 12	Bright	43.500	164	44Eta Peg	2.9480	5400.0	87	44430	No

3. Quality information per product

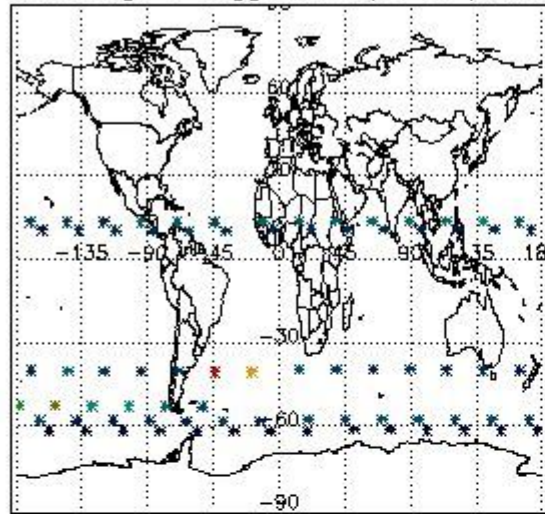
In this section it is plotted some information contained in the Quality Summary data set of the level 2 products. Only products in dark limb conditions and without errors (error flag in the MPH set to "0") are used.

3.1 Plot quality information per product (time dependant)

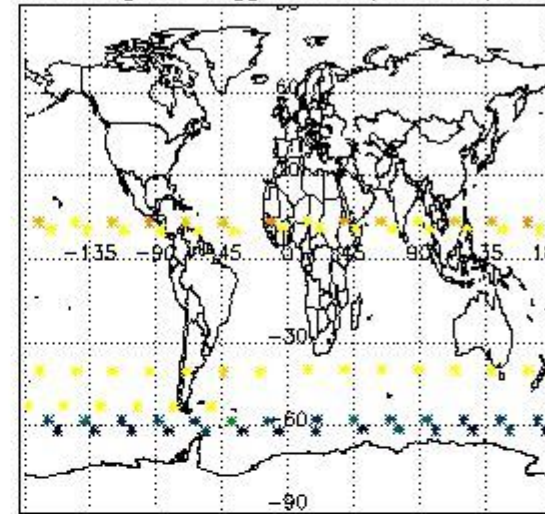


3.2 Plot quality information per product (world map)


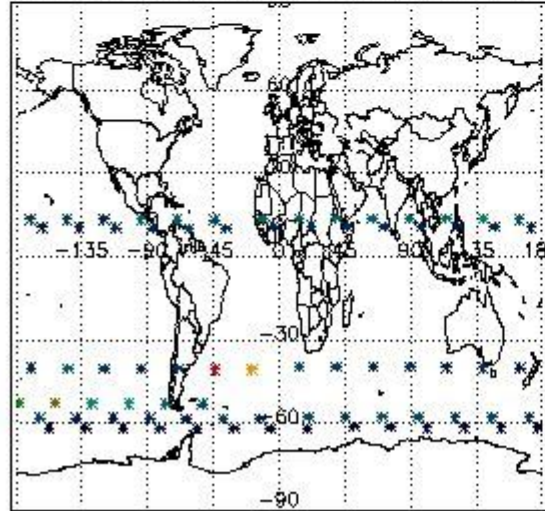
Percentage of flagged data per O3 profile



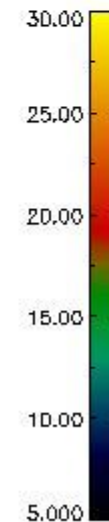
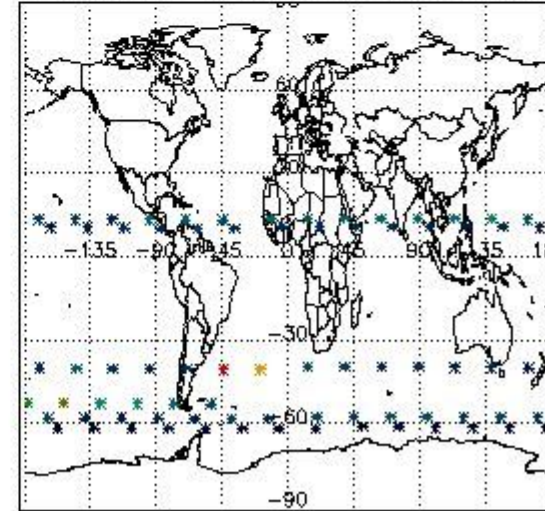
Percentage of flagged data per H2O profile



Percentage of flagged data per NO2 profile



Percentage of flagged data per NO3 profile

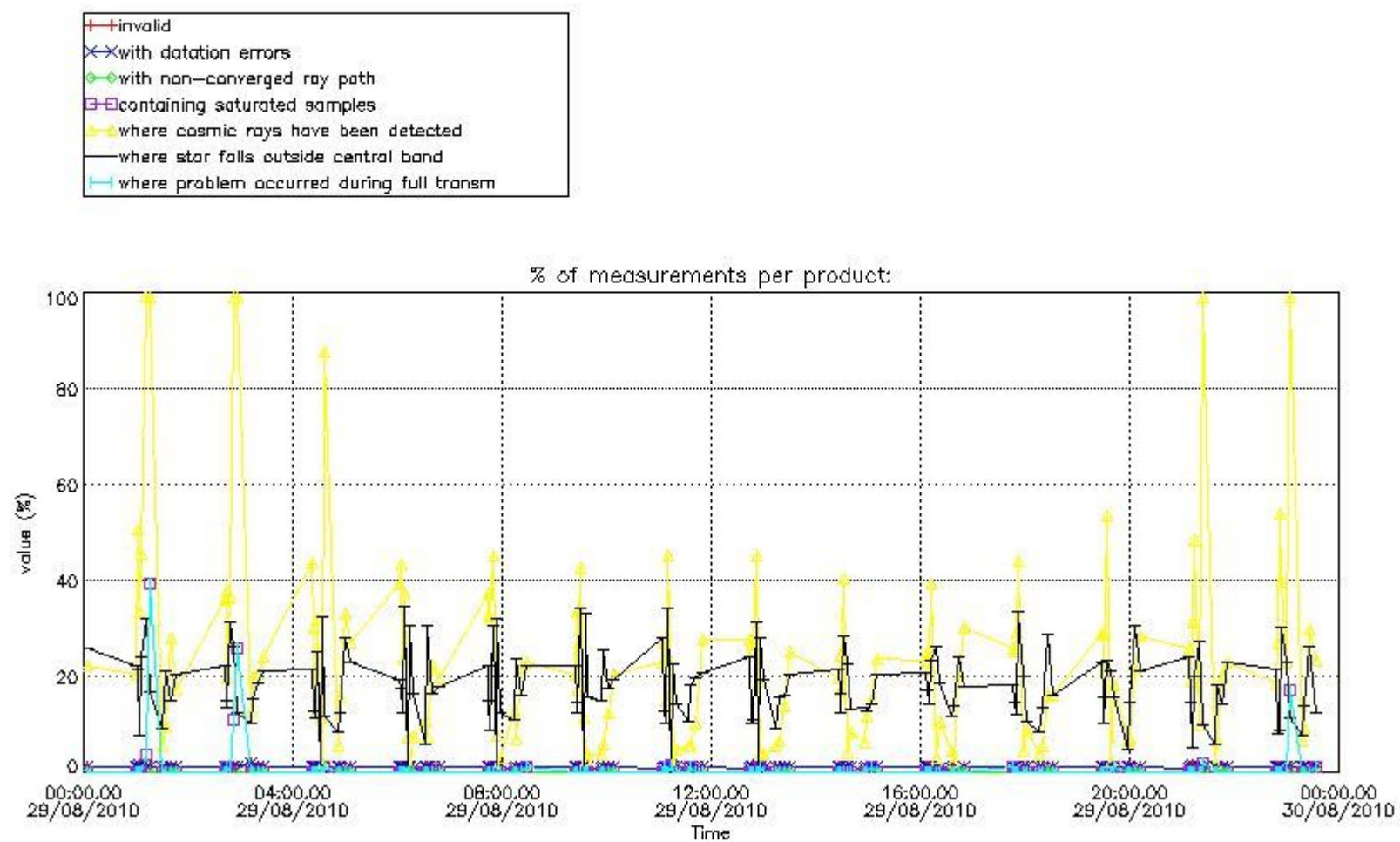


4. Level 1 quality information per product

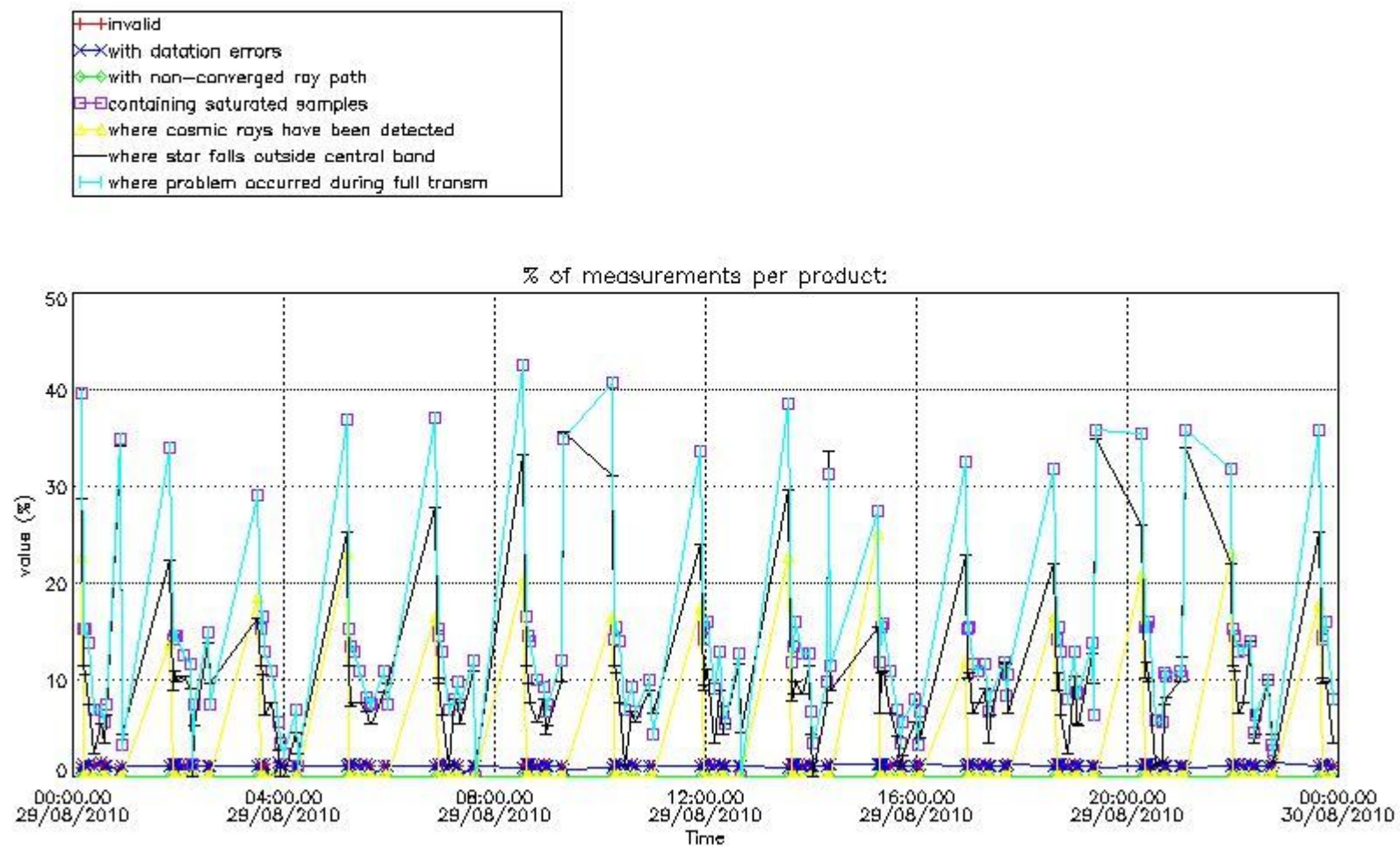
In this section it is plotted some information contained in the Quality Summary data set of the level 2 products that comes from the level 1b processing. Products without errors (error flag in the MPH set to "0") are used.

4.1 Plot quality information per product (time dependant) coming from level 1b processing

4.1.1 Plot level 1 quality information per product (time dependant): ENVISAT ASCENDING passes

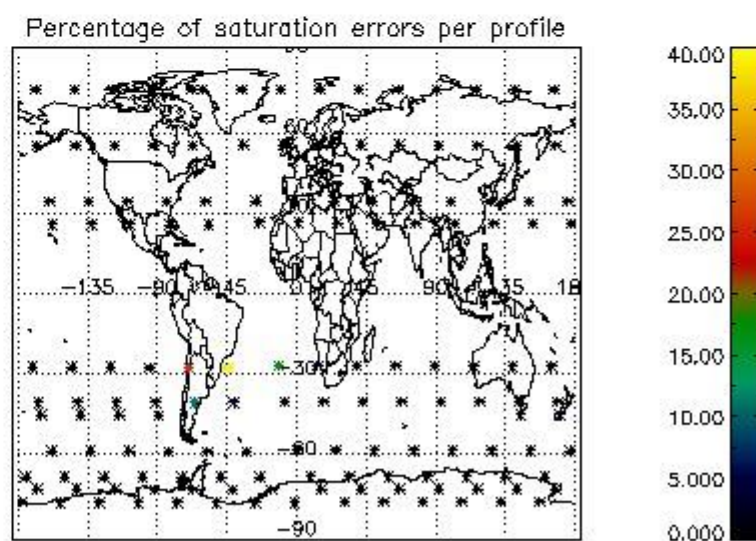
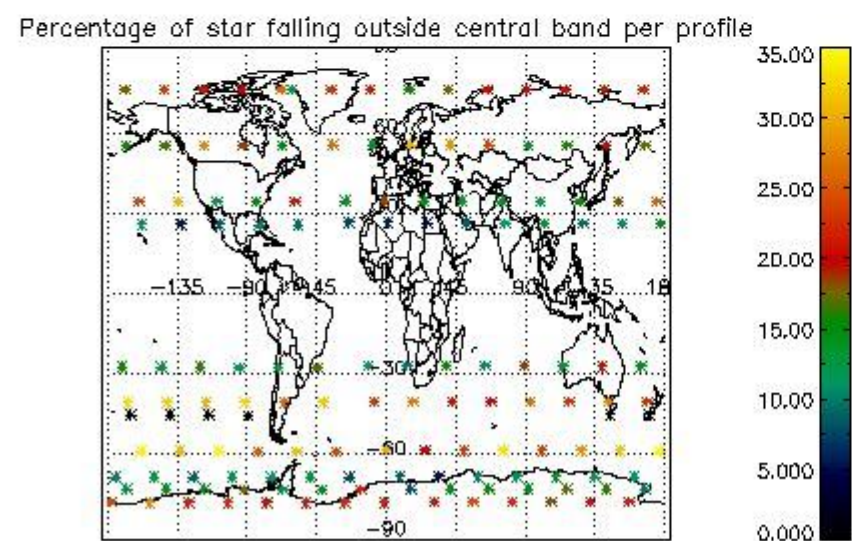
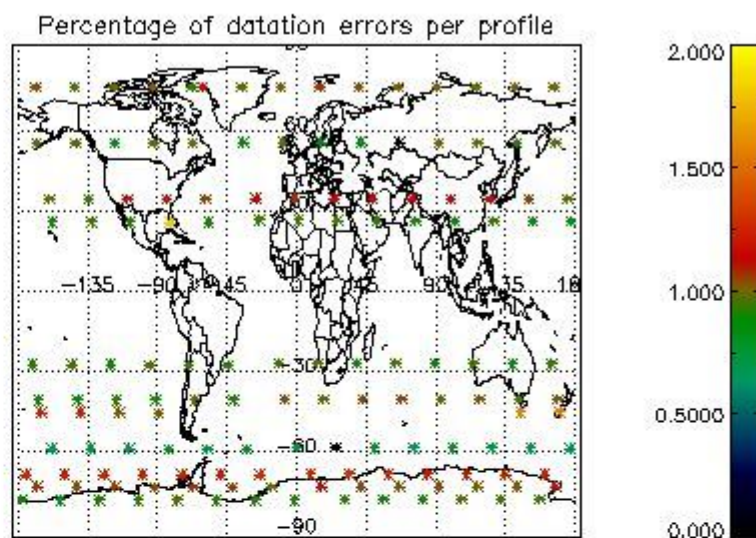
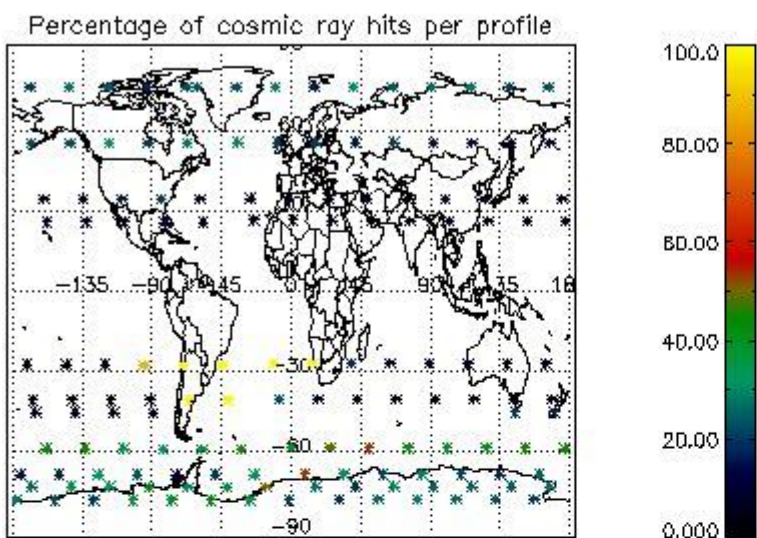


4.1.2 Plot level 1 quality information per product (time dependant): ENVI SAT DESCENDING passes

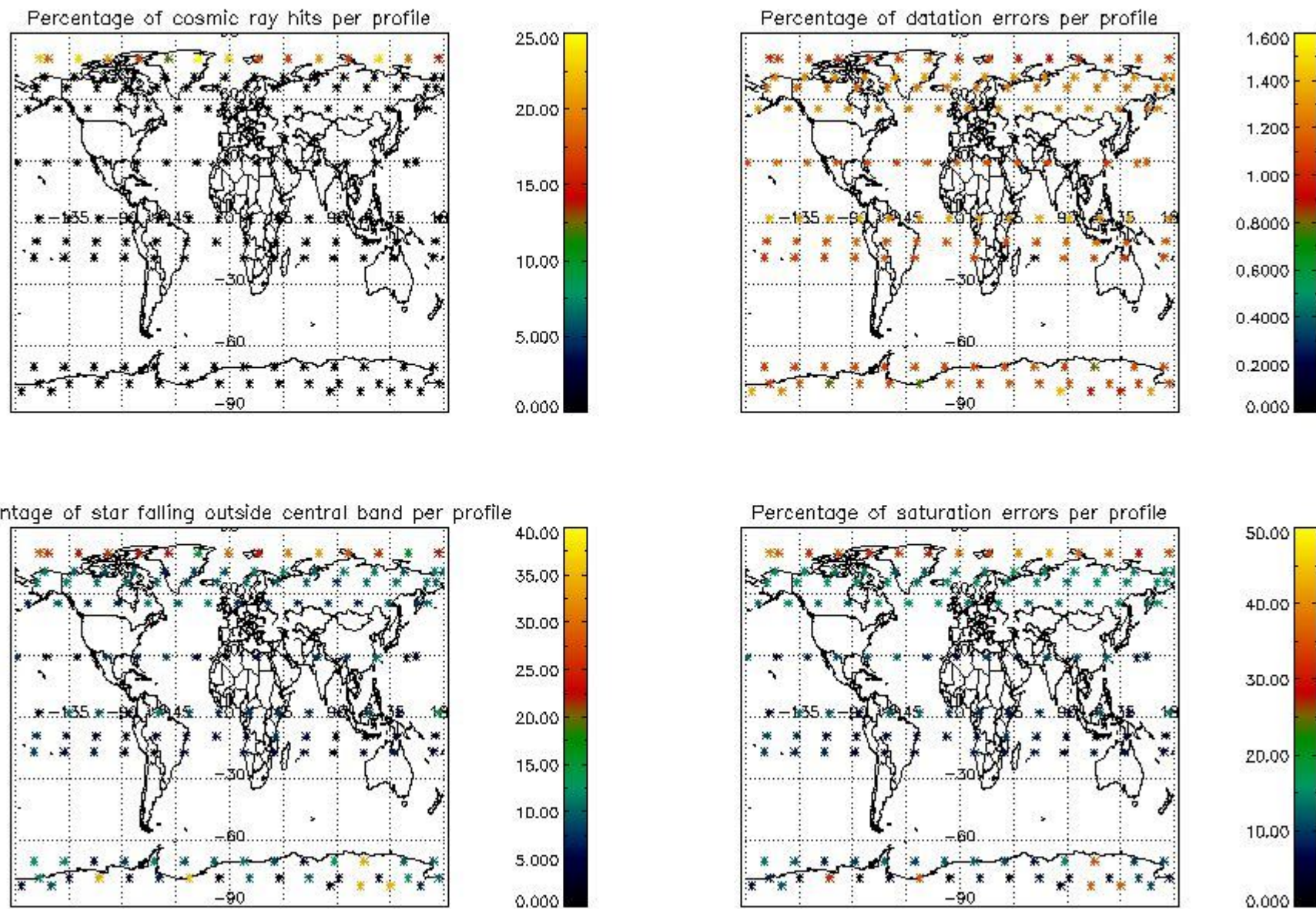


4.2 Plot quality information per product coming from level 1b processing (world map)

4.2.1 Plot level 1 quality information per product (world map): ENVISAT ASCENDING passes



4.2.2 Plot level 1 quality information per product (world map): ENVISAT DESCENDING passes



5. Trace gas profiles

5.1 Ozone statistics based on quality of products

The final quality of the products can be "measured" using the STD (Standard Deviation) attached to every point profile. This information is written to the parameter GOM_NL__2P/NL_LOCAL_SPECIES_DENSITY/o3_std of the level 2 products. The table below shows the statistics for given STD ranges.

The statistics are given with respect to the overall valid production:

- Products without fatal errors: GOM_NL__2P/MPH/PRODUCT_ERR=0
- Valid point profile: GOM_NL__2P/NL_LOCAL_SPECIES_DENSITY/pcd(0)=0

The 'Criteria' is applied to valid points of dark limb products:

- Products in dark limb illumination condition: GOM_NL__2P/NL_SUMMARY_QUALITY/obs_ill_cond=0
- Products without fatal errors: GOM_NL__2P/MPH/PRODUCT_ERR=0
- Valid point profile: GOM_NL__2P/NL_LOCAL_SPECIES_DENSITY/pcd(0)=0

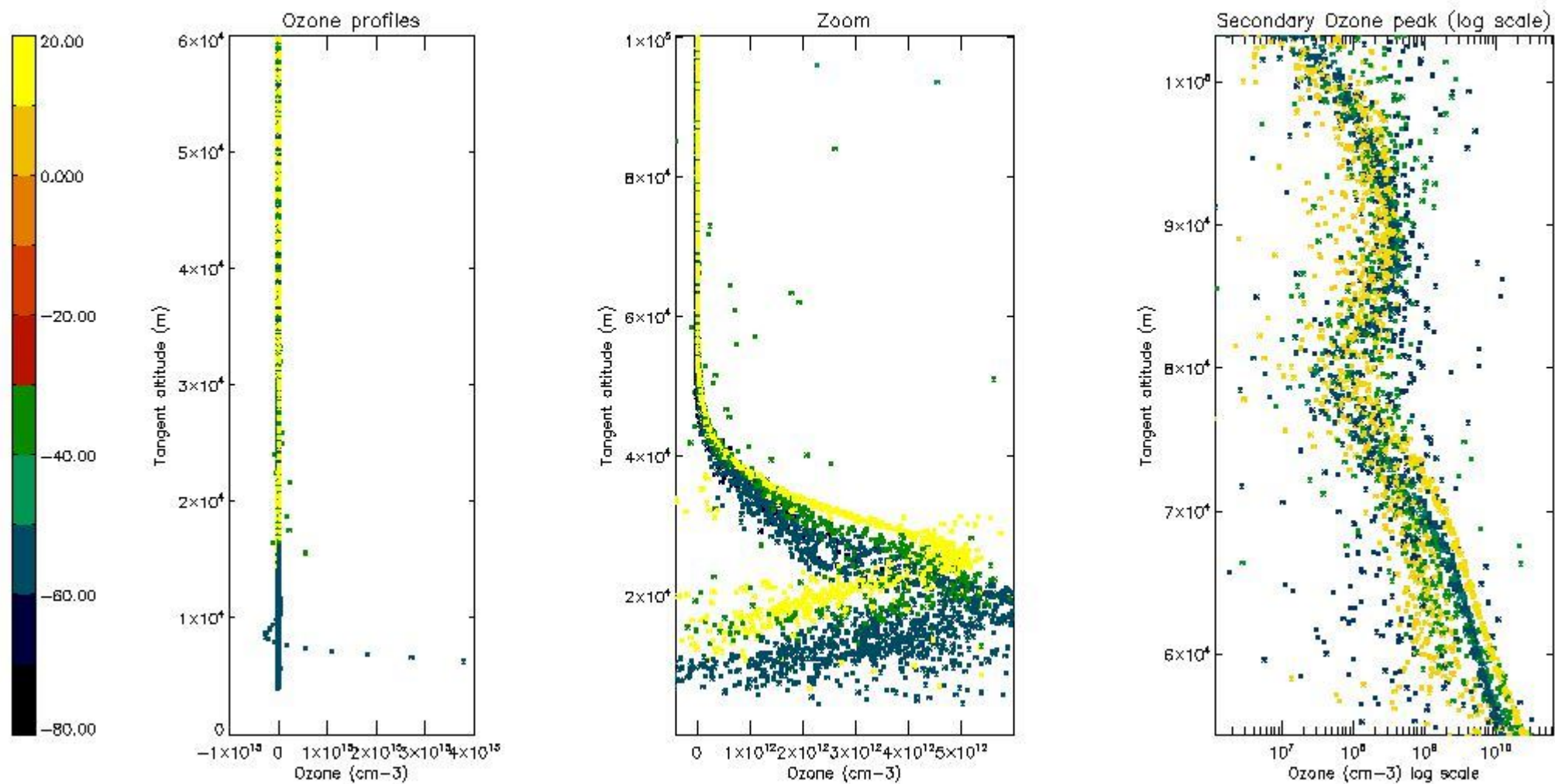
So, the table below shows the percentage of dark limb and valid observations for each criteria with respect to the overall valid daily observations.

Criteria	% of total production
All STD	30
STD < 20	15

STD < 10	12
STD < 5	7

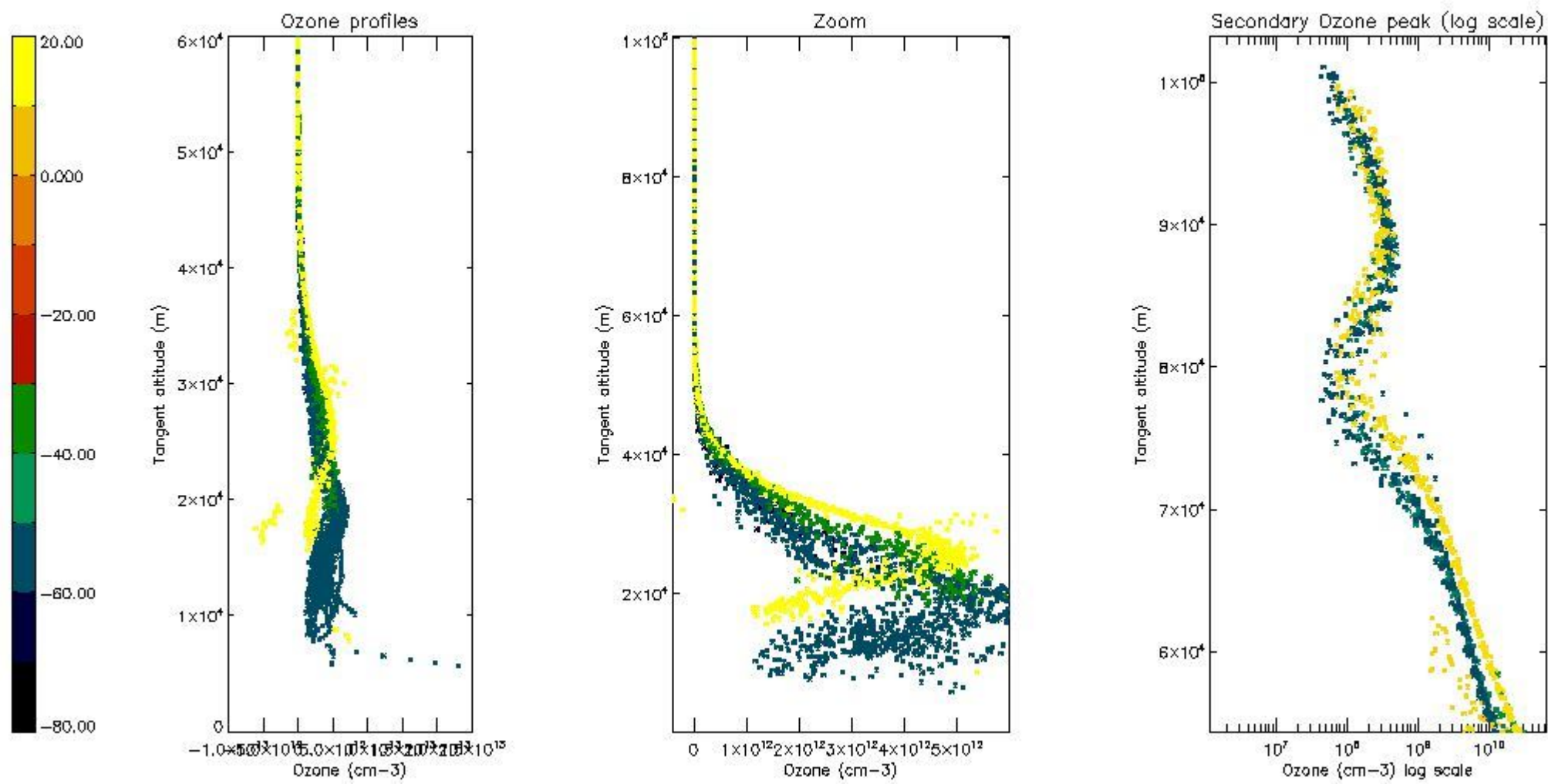
5.2 Plot ozone profiles for all STD (dark without errors)

The colorbar represents the latitude.



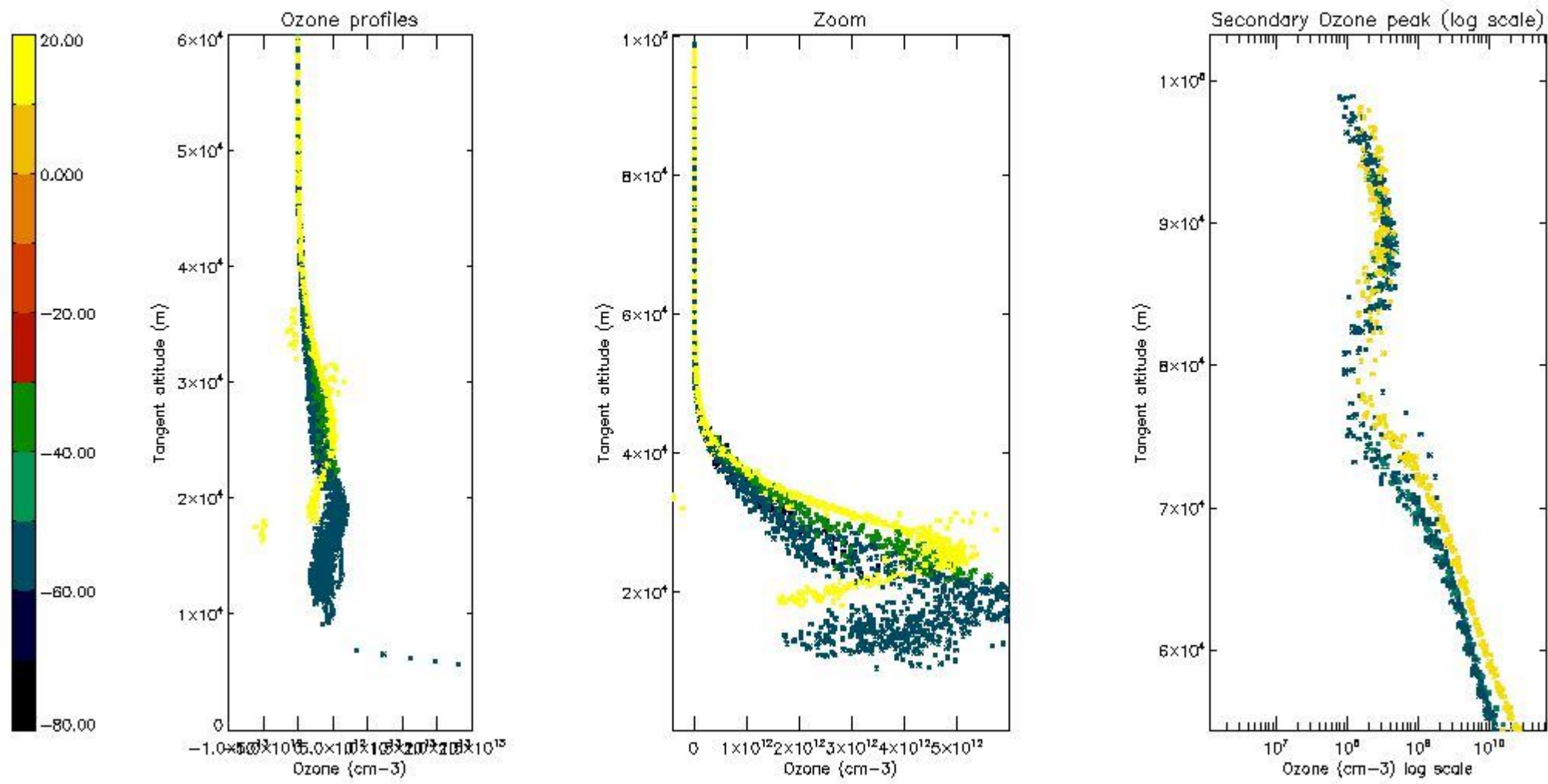
5.3 Plot ozone profiles where STD < 20% (dark without errors)

The colorbar represents the latitude.



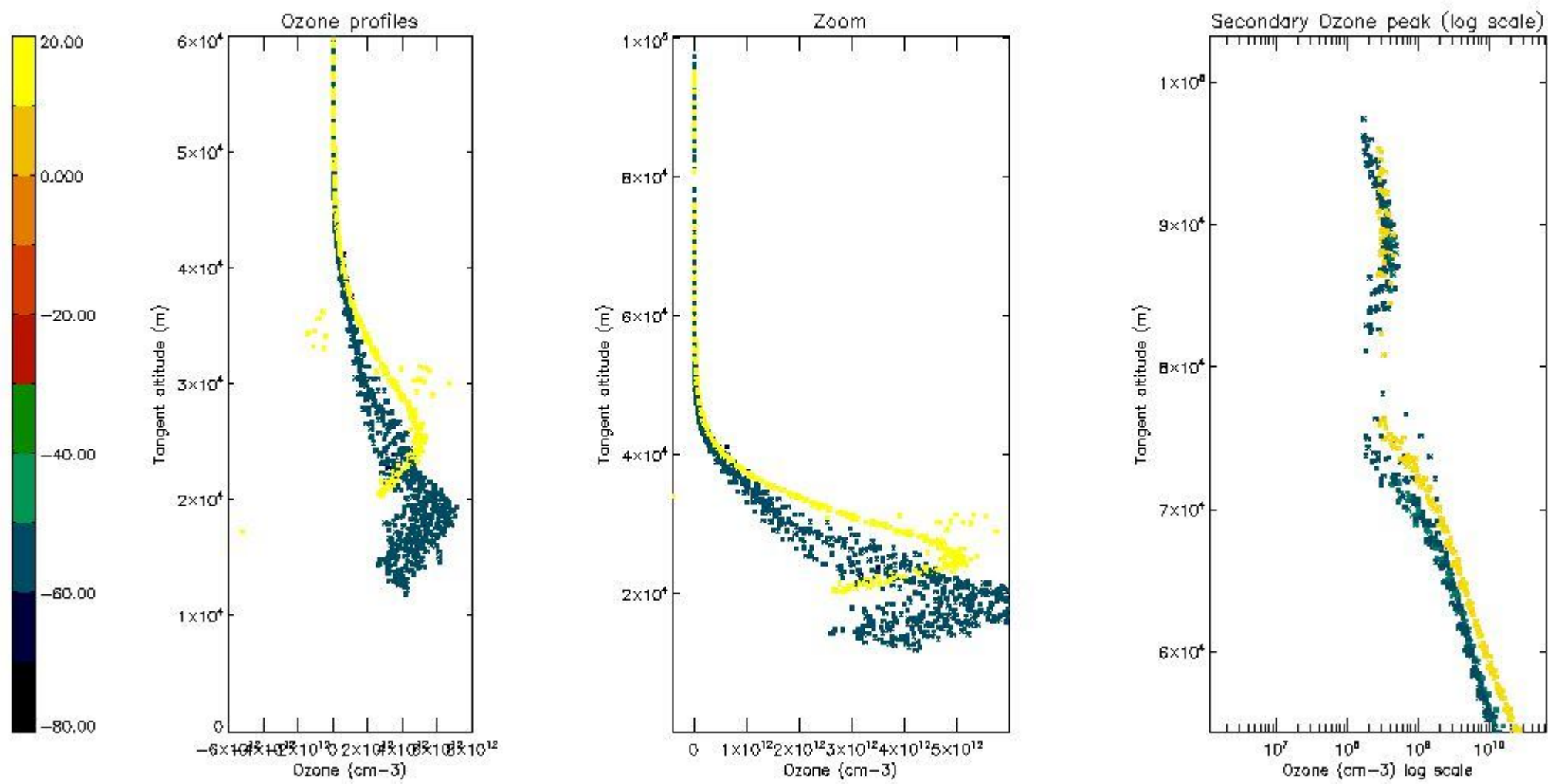
5.4 Plot ozone profiles where STD < 10% (dark without errors)

The colorbar represents the latitude.



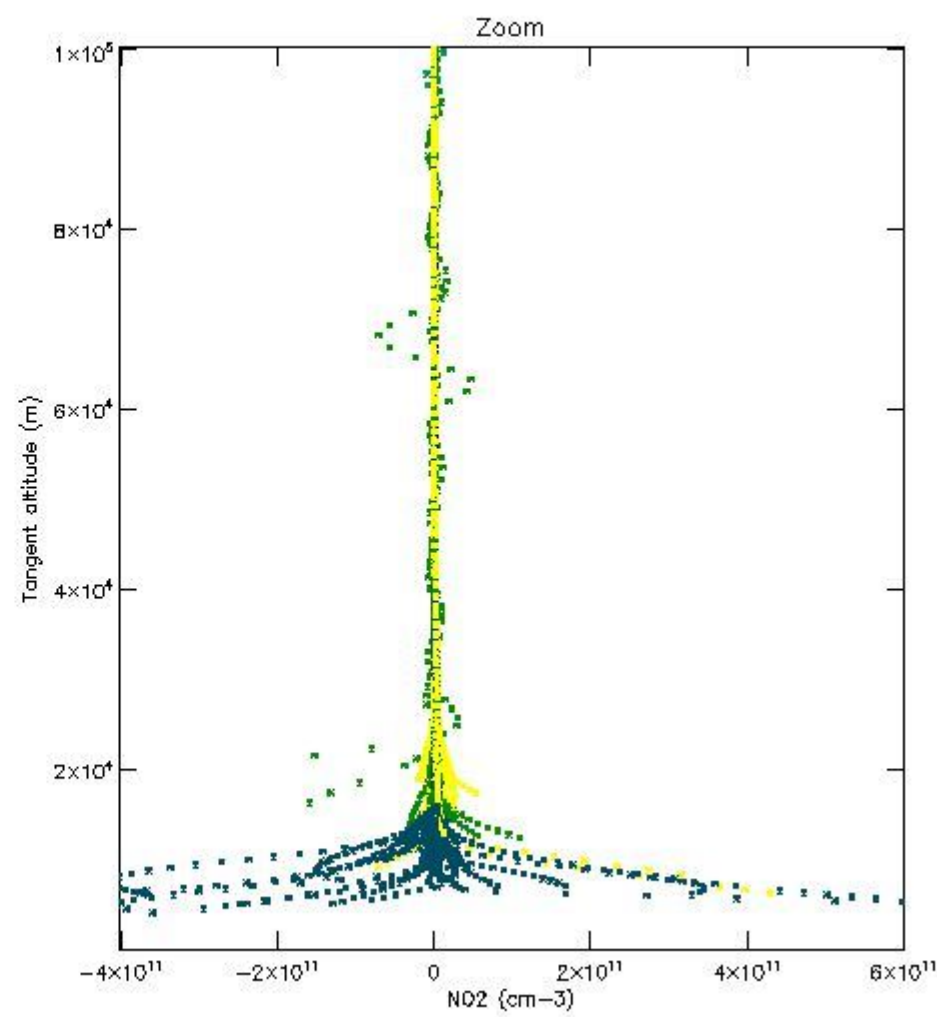
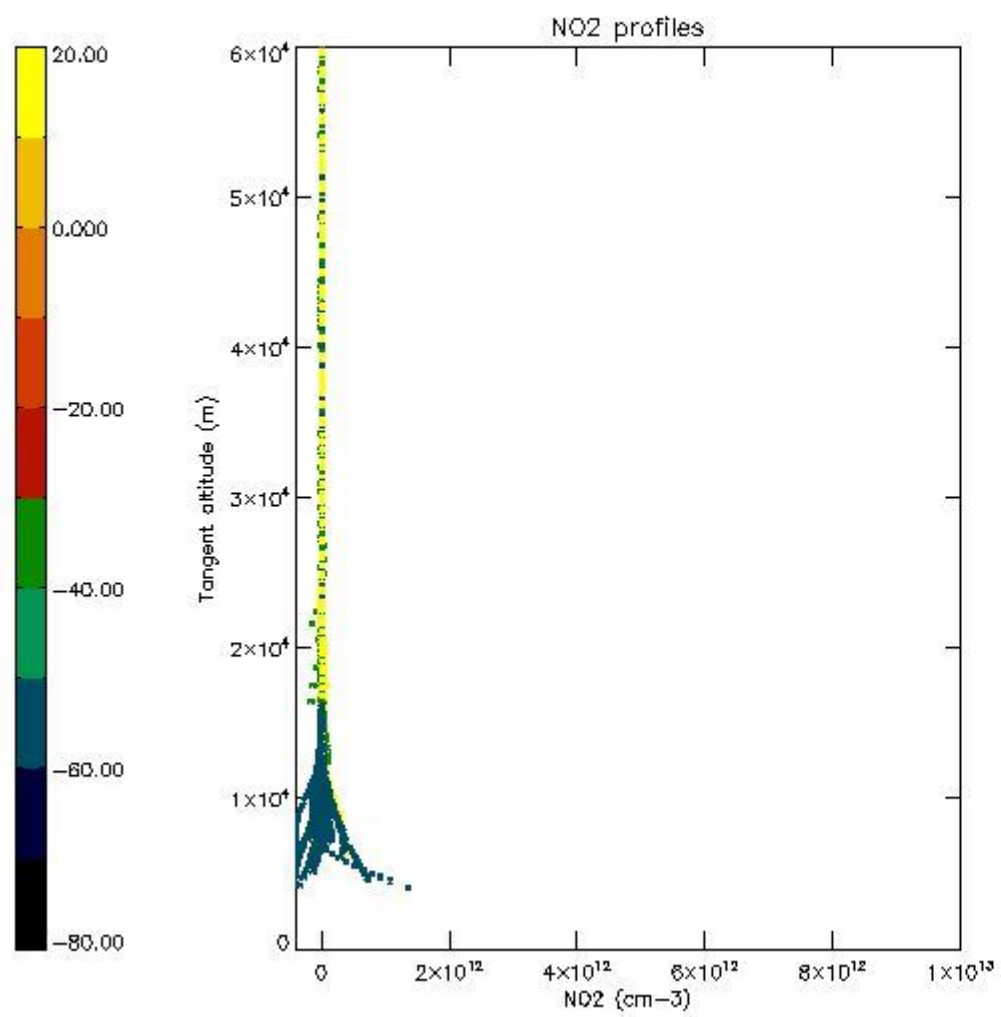
5.5 Plot ozone profiles where STD < 5% (dark without errors)

The colorbar represents the latitude.



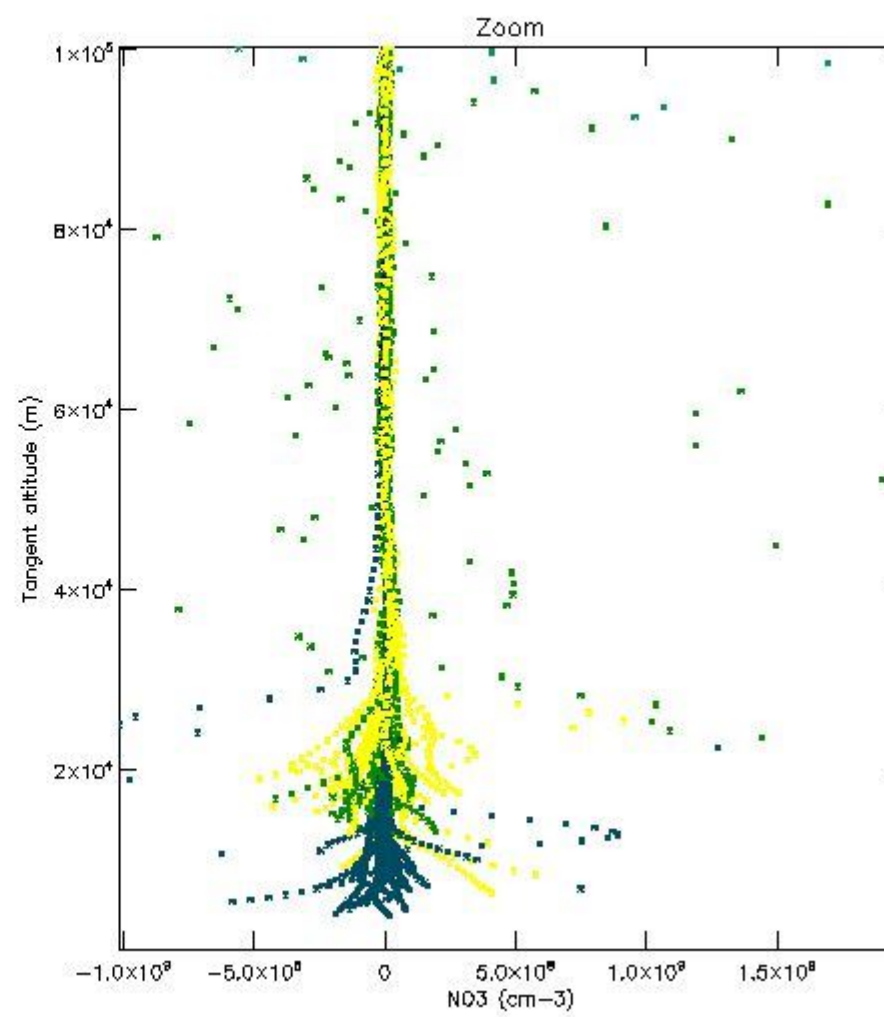
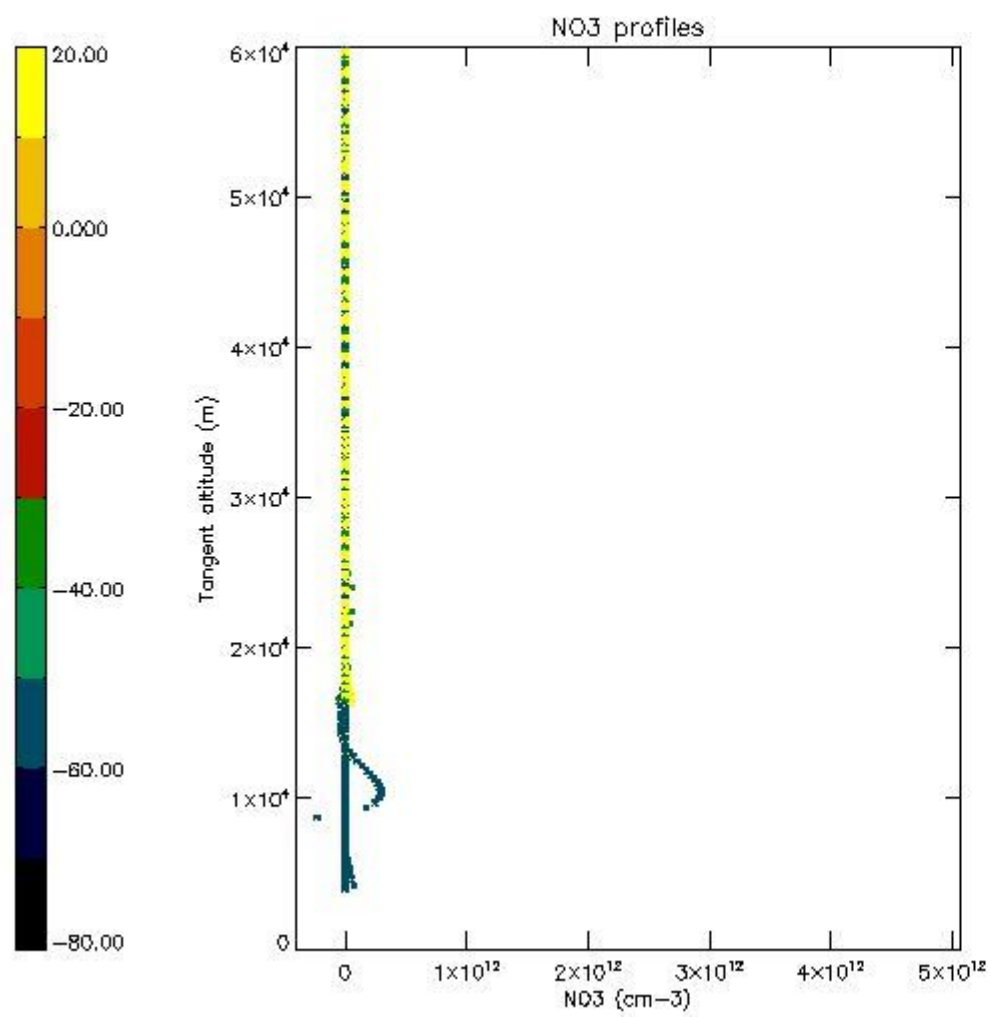
5.6 Plot NO₂ profiles for all STD (dark without errors)

The colorbar represents the latitude.



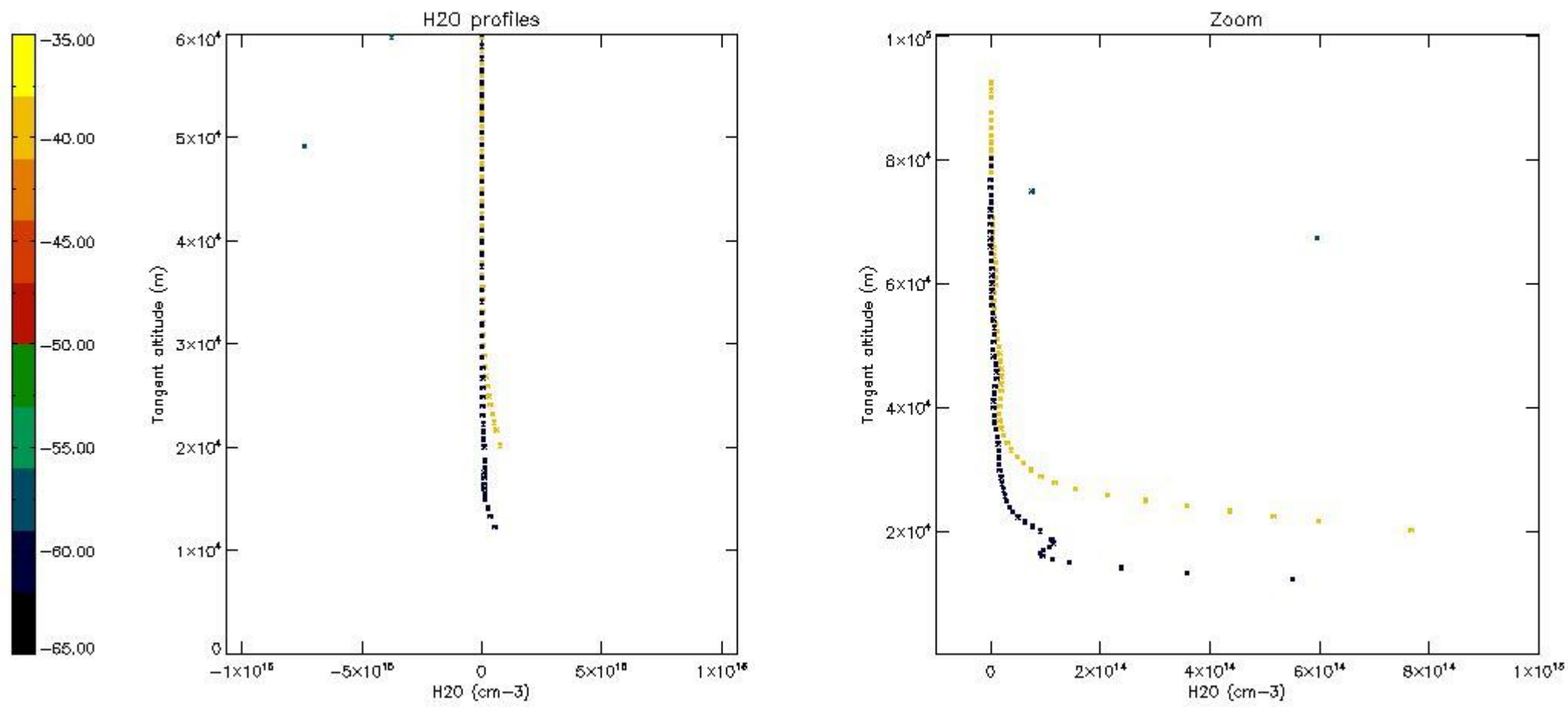
5.7 Plot NO3 profiles for all STD (dark without errors)

The colorbar represents the latitude.



5.8 Plot H₂O profiles for all STD (only for occultations of stars 1,2,3,4,13,14,16,26,63 dark without errors)

The colorbar represents the latitude.



6. Auxiliary Data Files used for the production reported in section 2

The number reported in the third column indicates since which file (see list in section 2) the corresponding auxiliary file has been used. The fourth column is the date of those product files.

Type	Auxiliary Filename	Used since product	Used since product date
INST_PHYS_CHARACTERISTICS	GOM_INS_AXVIEC20091111_143220_20030716_120000_20500101_000000	1	29-AUG-2010 00:04:46
LEVEL-2_PROC_CONFIG	GOM_PR2_AXVIEC20091111_152718_20020301_000000_20500101_000000	1	29-AUG-2010 00:04:46
CROSS_SECTIONS_FILE	GOM_CRS_AXVIEC20091111_154832_20020301_000000_20500101_000000	1	29-AUG-2010 00:04:46

GOMOS Level 2 Daily Report

SUMMARY

[1. General Info](#)

[2. Summary of processed GOM_NL_2P products](#)

[3. Level 2 Quality information per product](#)

[3.1 Plot of level 2 quality information per product \(time dependant\)](#)

[3.2 Plot of level 2 quality information per product \(world map\)](#)

[4. Level 1 Quality information per product \(stored on level 2 products\)](#)

[4.1 Plot of level 1 quality information per product \(time dependant\)](#)

[4.1.1 Plot of level 1 quality information per product \(time dependant\): ASCENDING](#)

[4.1.2 Plot of level 1 quality information per product \(time dependant\): DESCENDING](#)

[4.2 Plot of level 1 quality information per product \(world map\)](#)

[4.2.1 Plot of level 1 quality information per product \(world map\): ASCENDING](#)

[4.2.2 Plot of level 1 quality information per product \(world map\): DESCENDING](#)

[5. Ozone profiles based on quality statistics and other trace gas profiles](#)

[5.1 Ozone statistics based on quality of products](#)

[5.2 Plot ozone profiles for all STD \(dark without errors\)](#)

[5.3 Plot ozone profiles where STD < 20% \(dark without errors\)](#)

[5.4. Plot ozone profiles where STD < 10% \(dark without errors\)](#)

[5.5. Plot ozone profiles where STD < 5% \(dark without errors\)](#)

[5.6 Plot NO2 profiles for all STD \(dark without errors\)](#)

[5.7 Plot NO3 profiles for all STD \(dark without errors\)](#)

[5.8 Plot H2O profiles \(only for occultations of stars 1,2,3,4,13,14,16,26,63 dark without errors\) for all STD](#)

[6. Auxiliary Data Files used for the production reported in section 2](#)

This report presents the daily analysis on parameters extracted from GOMOS level 2 data (GOM_NL__2P). It is intended to monitor some important parameters that will impact the quality of these products. A list of level 2 products (and content) that have arrived during the reporting day to the PCF is also given.

Item	Value
Time of report generation	29APR2013 14:46:32
Data source version	GOMOS/6.01
Start time of products	29-08-2010 (29AUG2010 00:00:00)
Stop time of products	30-08-2010 (30AUG2010 00:00:00)
Store outputs in DB	Yes
Nb of level 2 prods	297
Nb of prods with errors	0

2. Summary of processed GOM_NL__2P products.

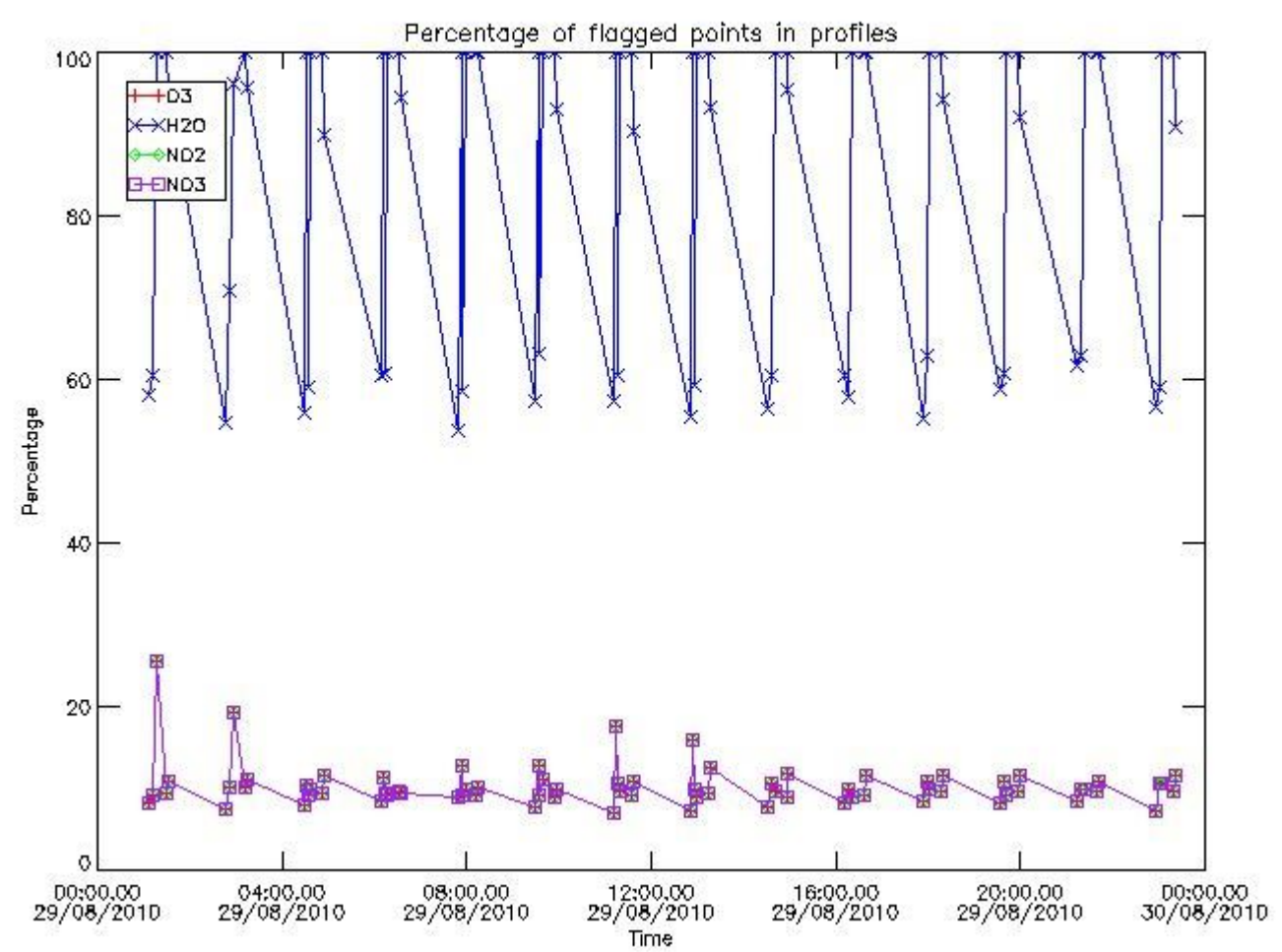
Nr	Filename	UTC Start time	Limb	Duration	Star Id	Star Name	Star Mag	Star Temp	Nb Meas	Orbit	Prod. error
1	GOM_NL__2PRFIN20100829_000446_000000542092_00274_44416_0664.N1	29-AUG-2010 00:04:46	Straylight	54.000	18	24Alp PsA	1.1660	9700.0	108	44416	No
2	GOM_NL__2PRFIN20100829_000943_000000512092_00274_44416_0665.N1	29-AUG-2010 00:09:43	Bright	50.500	142	49Del Cap	2.8500	8900.0	101	44416	No
3	GOM_NL__2PRFIN20100829_001254_000000402092_00274_44416_0666.N1	29-AUG-2010 00:12:54	Bright	39.500	154	22Bet Aqr	2.8990	5700.0	79	44416	No
4	GOM_NL__2PRFIN20100829_001427_000000432092_00274_44416_0667.N1	29-AUG-2010 00:14:27	Bright	42.500	162	34Alp Aqr	2.9440	5350.0	85	44416	No
5	GOM_NL__2PRFIN20100829_001729_000000402092_00274_44416_0668.N1	29-AUG-2010 00:17:29	Bright	40.000	61	8Eps Peg	2.1000	3900.0	80	44416	No
6	GOM_NL__2PRFIN20100829_002457_000000442092_00274_44416_0669.N1	29-AUG-2010 00:24:57	Bright	43.500	164	44Eta Peg	2.9480	5400.0	87	44416	No
7	GOM_NL__2PRFIN20100829_003231_000000372092_00274_44416_0670.N1	29-AUG-2010 00:32:31	Bright	36.500	89	5Alp Cep	2.4510	8000.0	73	44416	No
8	GOM_NL__2PRFIN20100829_003544_000000452092_00274_44416_0671.N1	29-AUG-2010 00:35:44	Bright	44.500	74	11Bet Cas	2.2680	6600.0	89	44416	No
9	GOM_NL__2PRFIN20100829_003755_000000482092_00274_44416_0672.N1	29-AUG-2010 00:37:55	Bright	47.500	76	27Gam Cas	2.3000	30000.	95	44416	No
10	GOM_NL__2PRFIN20100829_005303_000000632092_00274_44416_0673.N1	29-AUG-2010 00:53:03	Bright	63.000	42	34Bet Aur	1.9000	10200.	126	44416	No
11	GOM_NL__2PRFIN20100829_005547_000000452092_00274_44416_0674.N1	29-AUG-2010 00:55:47	Bright	45.000	107	37The Aur	2.6490	11000.	90	44416	No
12	GOM_NL__2PRFIN20100829_010042_000000552092_00274_44416_0675.N1	29-AUG-2010 01:00:42	Twilight	54.500	151	13Mu Gem	2.8900	3000.0	109	44416	No
13	GOM_NL__2PRFIN20100829_010225_000000522092_00274_44416_0676.N1	29-AUG-2010 01:02:25	Twilight	51.500	44	24Gam Gem	1.9280	11000.	103	44416	No
14	GOM_NL__2PRFIN20100829_010352_000000392092_00274_44416_0677.N1	29-AUG-2010 01:03:52	Twilight	39.000	153	3Bet CMi	2.8940	13100.	78	44416	No
15	GOM_NL__2PRFIN20100829_010643_000000632092_00274_44416_0678.N1	29-AUG-2010 01:06:43	Dark	62.500	14	58Alp Ori	0.87000	3000.0	125	44416	No
16	GOM_NL__2PRFIN20100829_011157_000000552092_00274_44416_0679.N1	29-AUG-2010 01:11:57	Dark	55.000	1	9Alp CMa	-1.4400	11000.	110	44416	No
17	GOM_NL__2PRFIN20100829_011540_000000542092_00274_44416_0680.N1	29-AUG-2010 01:15:40	Dark	53.500	101	11Alp Lep	2.5820	7000.0	107	44416	No
18	GOM_NL__2PRFIN20100829_013037_000000552092_00275_44417_0671.N1	29-AUG-2010 01:30:37	Dark	54.500	157	The1Eri	2.9060	9300.0	109	44417	No
19	GOM_NL__2PRFIN20100829_013303_000000482092_00275_44417_0672.N1	29-AUG-2010 01:33:03	Dark	47.500	9	Alp Eri	0.45300	24000.	95	44417	No
20	GOM_NL__2PRFIN20100829_013900_000000502092_00275_44417_0673.N1	29-AUG-2010 01:39:00	Straylight	50.000	84	Alp Phe	2.3970	4500.0	100	44417	No
21	GOM_NL__2PRFIN20100829_014523_000000502092_00275_44417_0674.N1	29-AUG-2010 01:45:23	Straylight	49.500	18	24Alp PsA	1.1660	9700.0	99	44417	No
22	GOM_NL__2PRFIN20100829_015019_000000472092_00275_44417_0675.N1	29-AUG-2010 01:50:19	Bright	47.000	142	49Del Cap	2.8500	8900.0	94	44417	No
23	GOM_NL__2PRFIN20100829_015330_000000392092_00275_44417_0676.N1	29-AUG-2010 01:53:30	Bright	39.000	154	22Bet Aqr	2.8990	5700.0	78	44417	No
24	GOM_NL__2PRFIN20100829_015504_000000422092_00275_44417_0677.N1	29-AUG-2010 01:55:04	Bright	41.500	162	34Alp Aqr	2.9440	5350.0	83	44417	No
25	GOM_NL__2PRFIN20100829_015804_000000412092_00275_44417_0678.N1	29-AUG-2010 01:58:04	Bright	41.000	61	8Eps Peg	2.1000	3900.0	82	44417	No
26	GOM_NL__2PRFIN20100829_020532_000000482092_00275_44417_0679.N1	29-AUG-2010 02:05:32	Bright	48.000	164	44Eta Peg	2.9480	5400.0	96	44417	No
27	GOM_NL__2PRFIN20100829_021307_000000392092_00275_44417_0680.N1	29-AUG-2010 02:13:07	Bright	38.500	89	5Alp Cep	2.4510	8000.0	77	44417	No
28	GOM_NL__2PRFIN20100829_021619_000000422092_00275_44417_0681.N1	29-AUG-2010 02:16:19	Bright	41.500	74	11Bet Cas	2.2680	6600.0	83	44417	No
29	GOM_NL__2PRFIN20100829_021830_000000472092_00275_44417_0682.N1	29-AUG-2010 02:18:30	Bright	47.000	76	27Gam Cas	2.3000	30000.	94	44417	No
30	GOM_NL__2PRFIN20100829_023339_000000472092_00275_44417_0683.N1	29-AUG-2010 02:33:39	Bright	47.000	42	34Bet Aur	1.9000	10200.	94	44417	No
31	GOM_NL__2PRFIN20100829_023623_000000472092_00275_44417_0684.N1	29-AUG-2010 02:36:23	Bright	46.500	107	37The Aur	2.6490	11000.	93	44417	No
32	GOM_NL__2PRFIN20100829_024119_000000542092_00275_44417_0685.N1	29-AUG-2010 02:41:19	Twilight	54.000	151	13Mu Gem	2.8900	3000.0	108	44417	No
33	GOM_NL__2PRFIN20100829_024301_000000482092_00275_44417_0686.N1	29-AUG-2010 02:43:01	Twilight	47.500	44	24Gam Gem	1.9280	11000.	95	44417	No
34	GOM_NL__2PRFIN20100829_024428_000000412092_00275_44417_0687.N1	29-AUG-2010 02:44:28	Twilight	41.000	153	3Bet CMi	2.8940	13100.	82	44417	No
35	GOM_NL__2PRFIN20100829_024719_000000692092_00275_44417_0688.N1	29-AUG-2010 02:47:19	Dark	69.000	14	58Alp Ori	0.87000	3000.0	138	44417	No
36	GOM_NL__2PRFIN20100829_025234_000000502092_00275_44417_0689.N1	29-AUG-2010 02:52:34	Dark	50.000	1	9Alp CMa	-1.4400	11000.	100	44417	No
37	GOM_NL__2PRFIN20100829_025617_000000532092_00275_44417_0690.N1	29-AUG-2010 02:56:17	Dark	52.500	101	11Alp Lep	2.5820	7000.0	105	44417	No
38	GOM_NL__2PRFIN20100829_031114_000000552092_00276_44418_0681.N1	29-AUG-2010 03:11:14	Dark	55.000	157	The1Eri	2.9060	9300.0	110	44418	No
39	GOM_NL__2PRFIN20100829_031339_000000462092_00276_44418_0682.N1	29-AUG-2010 03:13:39	Dark	45.500	9	Alp Eri	0.45300	24000.	91	44418	No
40	GOM_NL__2PRFIN20100829_031937_000000522092_00276_44418_0683.N1	29-AUG-2010 03:19:37	Straylight	51.500	84	Alp Phe	2.3970	4500.0	103	44418	No
41	GOM_NL__2PRFIN20100829_032559_000000502092_00276_44418_0684.N1	29-AUG-2010 03:25:59	Straylight	50.000	18	24Alp PsA	1.1660	9700.0	100	44418	No
42	GOM_NL__2PRFIN20100829_033056_000000432092_00276_44418_0685.N1	29-AUG-2010 03:30:56	Bright	43.000	142	49Del Cap	2.8500	8900.0	86	44418	No

279	GOM_NL__2PRFIN20100829_222533_000000472092_00287_44429_0968.N1	29-AUG-2010 22: 25: 33	Bright	46.500	76	27Gam Cas	2.3000	30000.	93	44429	No
280	GOM_NL__2PRFIN20100829_224049_000000452092_00287_44429_0969.N1	29-AUG-2010 22: 40: 49	Bright	45.000	42	34Bet Aur	1.9000	10200.	90	44429	No
281	GOM_NL__2PRFIN20100829_224334_000000462092_00287_44429_0970.N1	29-AUG-2010 22: 43: 34	Bright	46.000	107	37The Aur	2.6490	11000.	92	44429	No
282	GOM_NL__2PRFIN20100829_224546_000000362092_00287_44429_0971.N1	29-AUG-2010 22: 45: 46	Bright	35.500	17	78Bet Gem	1.1610	4500.0	71	44429	No
283	GOM_NL__2PRFIN20100829_224834_000000542092_00287_44429_0972.N1	29-AUG-2010 22: 48: 34	Twilight	54.000	151	13Mu Gem	2.8900	3000.0	108	44429	No
284	GOM_NL__2PRFIN20100829_225017_000000452092_00287_44429_0973.N1	29-AUG-2010 22: 50: 17	Twilight	44.500	44	24Gam Gem	1.9280	11000.	89	44429	No
285	GOM_NL__2PRFIN20100829_225143_000000402092_00287_44429_0974.N1	29-AUG-2010 22: 51: 43	Twilight	40.000	153	3Bet CMI	2.8940	13100.	80	44429	No
286	GOM_NL__2PRFIN20100829_225440_000000702092_00287_44429_0975.N1	29-AUG-2010 22: 54: 40	Dark	69.500	14	58Alp Ori	0.87000	3000.0	139	44429	No
287	GOM_NL__2PRFIN20100829_225952_000000482092_00287_44429_0976.N1	29-AUG-2010 22: 59: 52	Dark	48.000	1	9Alp CMa	-1.4400	11000.	96	44429	No
288	GOM_NL__2PRFIN20100829_230341_000000532092_00287_44429_0977.N1	29-AUG-2010 23: 03: 41	Dark	53.000	101	11Alp Lep	2.5820	7000.0	106	44429	No
289	GOM_NL__2PRFIN20100829_231841_000000542092_00288_44430_0975.N1	29-AUG-2010 23: 18: 41	Dark	53.500	157	The1Eri	2.9060	9300.0	107	44430	No
290	GOM_NL__2PRFIN20100829_232057_000000442092_00288_44430_0976.N1	29-AUG-2010 23: 20: 57	Dark	44.000	9	Alp Eri	0.45300	24000.	88	44430	No
291	GOM_NL__2PRFIN20100829_232655_000000572092_00288_44430_0977.N1	29-AUG-2010 23: 26: 55	Straylight	57.000	84	Alp Phe	2.3970	4500.0	114	44430	No
292	GOM_NL__2PRFIN20100829_233313_000000452092_00288_44430_0978.N1	29-AUG-2010 23: 33: 13	Straylight	45.000	18	24Alp PsA	1.1660	9700.0	90	44430	No
293	GOM_NL__2PRFIN20100829_233808_000000482092_00288_44430_0979.N1	29-AUG-2010 23: 38: 08	Bright	47.500	142	49Del Cap	2.8500	8900.0	95	44430	No
294	GOM_NL__2PRFIN20100829_234118_000000392092_00288_44430_0980.N1	29-AUG-2010 23: 41: 18	Bright	39.000	154	22Bet Aqr	2.8990	5700.0	78	44430	No
295	GOM_NL__2PRFIN20100829_234250_000000422092_00288_44430_0981.N1	29-AUG-2010 23: 42: 50	Bright	41.500	162	34Alp Aqr	2.9440	5350.0	83	44430	No
296	GOM_NL__2PRFIN20100829_234551_000000412092_00288_44430_0982.N1	29-AUG-2010 23: 45: 51	Bright	40.500	61	8Eps Peg	2.1000	3900.0	81	44430	No
297	GOM_NL__2PRFIN20100829_235312_000000442092_00288_44430_0983.N1	29-AUG-2010 23: 53: 12	Bright	43.500	164	44Eta Peg	2.9480	5400.0	87	44430	No

3. Quality information per product

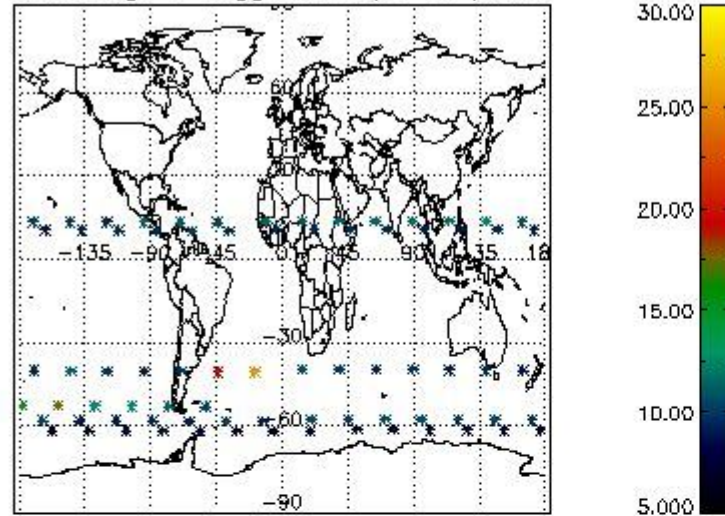
In this section it is plotted some information contained in the Quality Summary data set of the level 2 products. Only products in dark limb conditions and without errors (error flag in the MPH set to "0") are used.

3.1 Plot quality information per product (time dependant)

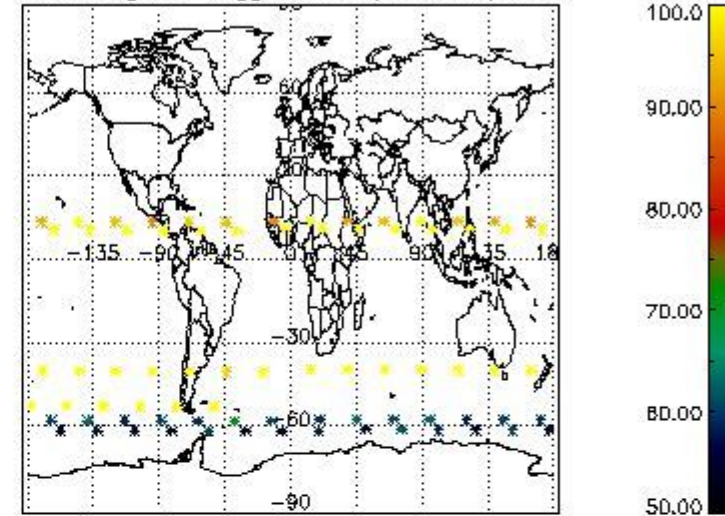


3.2 Plot quality information per product (world map)

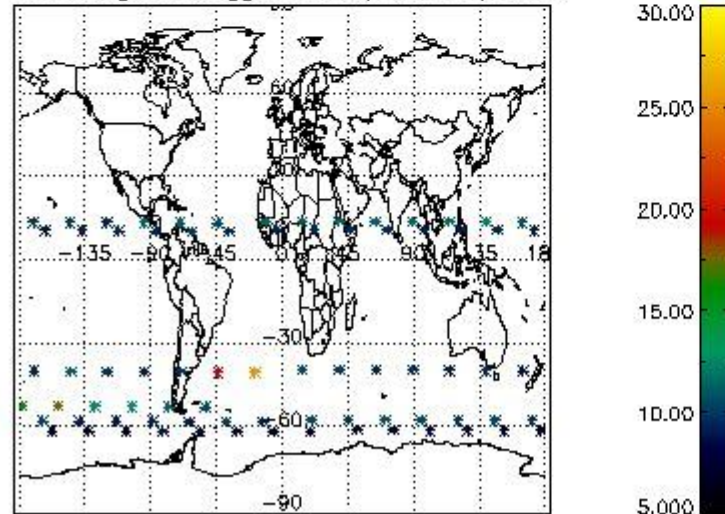
Percentage of flagged data per O3 profile



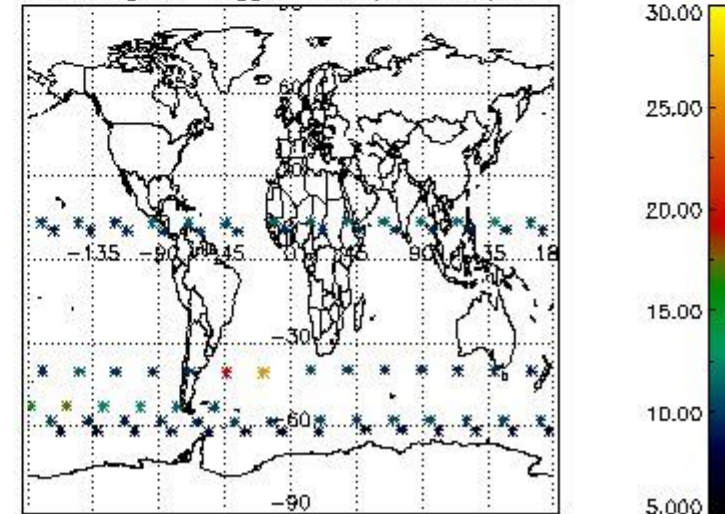
Percentage of flagged data per H2O profile



Percentage of flagged data per NO2 profile



Percentage of flagged data per NO3 profile

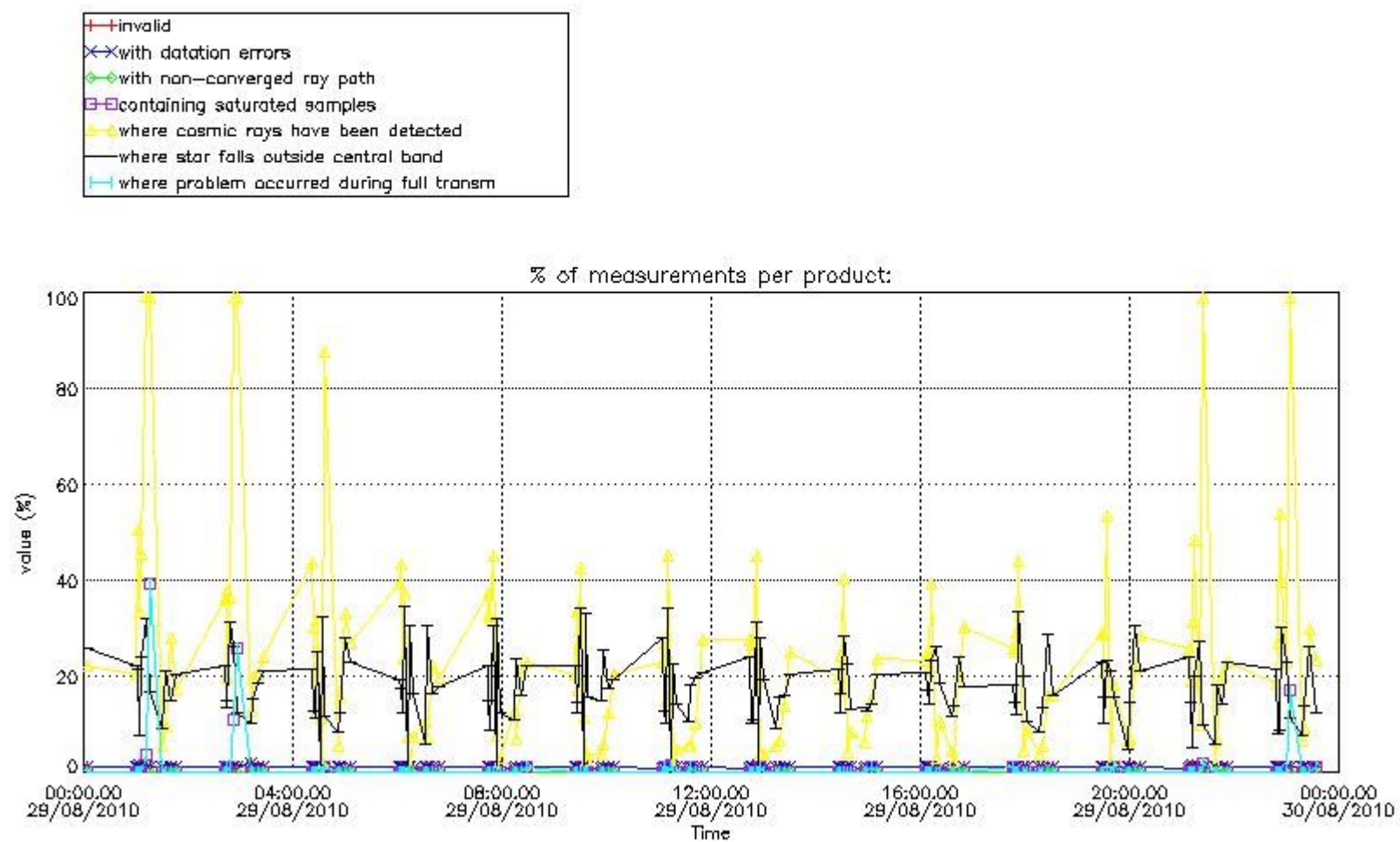


4. Level 1 quality information per product

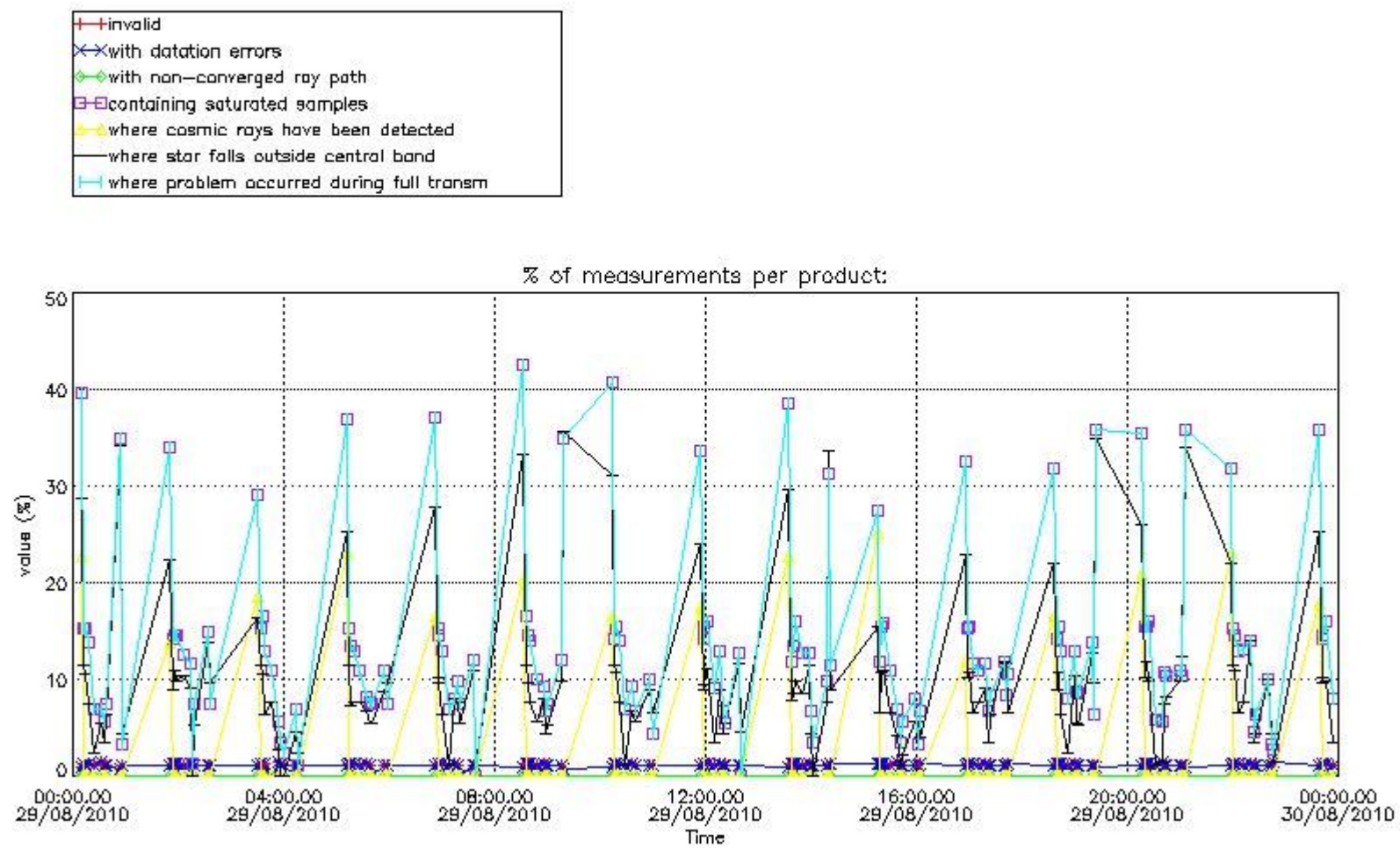
In this section it is plotted some information contained in the Quality Summary data set of the level 2 products that comes from the level 1b processing. Products without errors (error flag in the MPH set to "0") are used.

4.1 Plot quality information per product (time dependant) coming from level 1b processing

4.1.1 Plot level 1 quality information per product (time dependant): ENVISAT ASCENDING passes

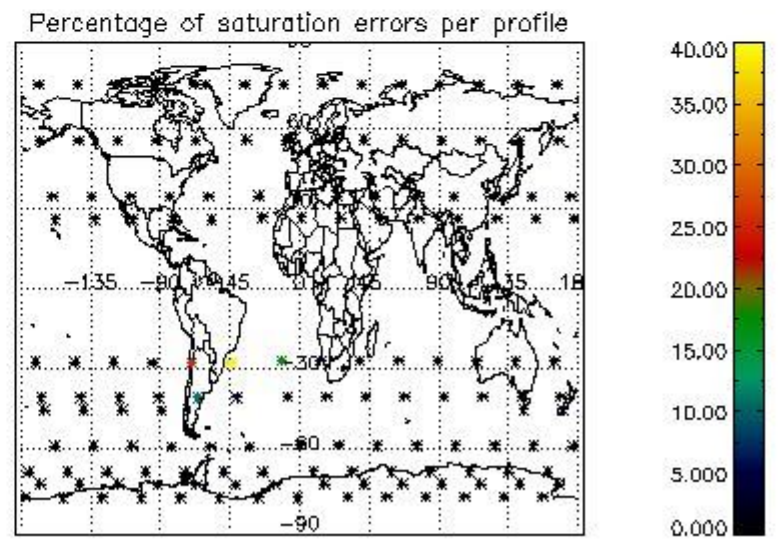
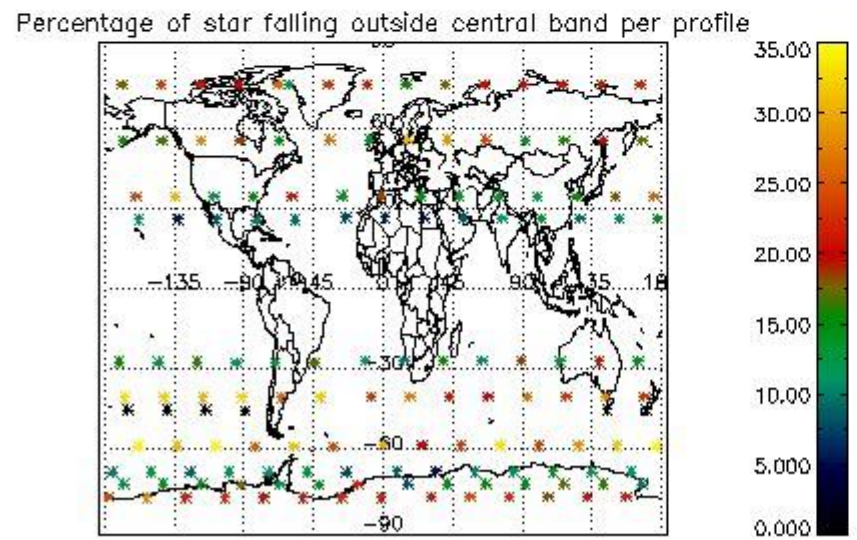
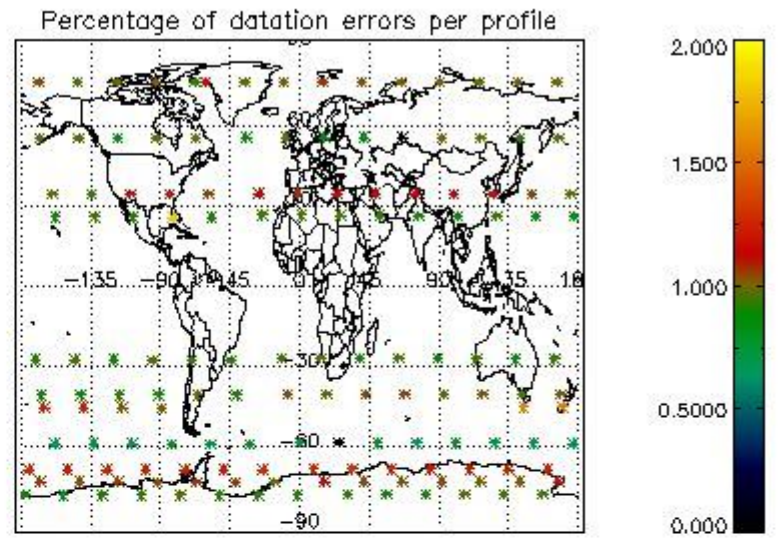
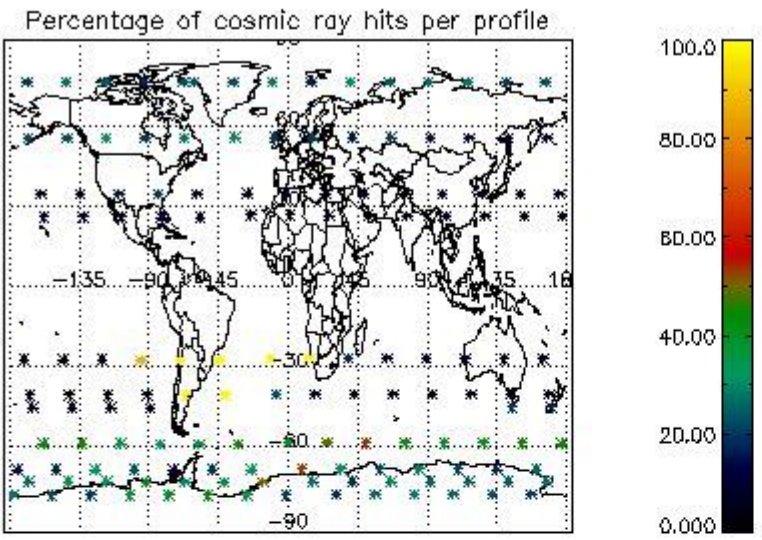


4.1.2 Plot level 1 quality information per product (time dependant): ENVI SAT DESCENDING passes

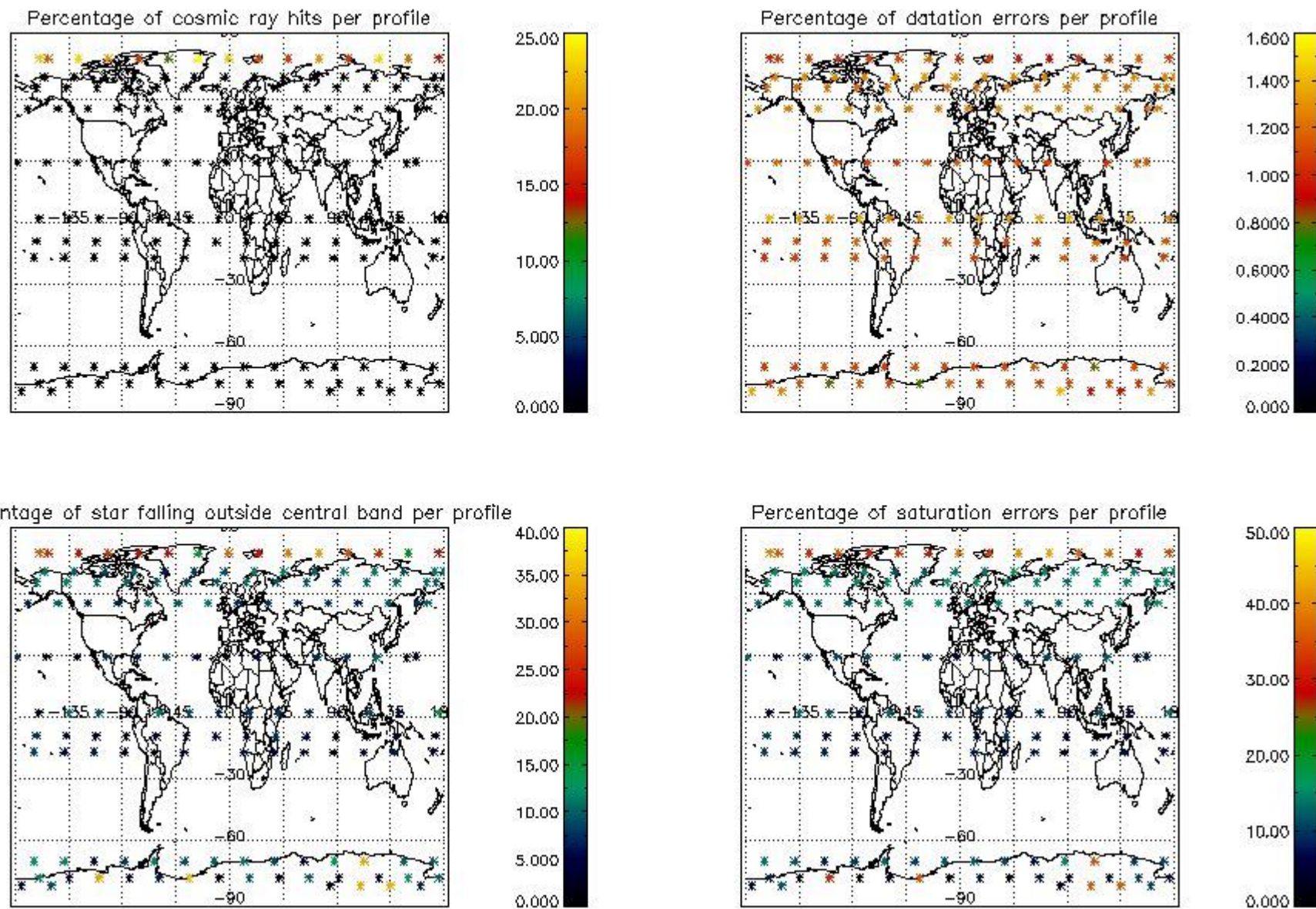


4.2 Plot quality information per product coming from level 1b processing (world map)

4.2.1 Plot level 1 quality information per product (world map): ENVISAT ASCENDING passes



4.2.2 Plot level 1 quality information per product (world map): ENVISAT DESCENDING passes



5. Trace gas profiles

5.1 Ozone statistics based on quality of products

The final quality of the products can be "measured" using the STD (Standard Deviation) attached to every point profile. This information is written to the parameter GOM_NL__2P/NL_LOCAL_SPECIES_DENSITY/o3_std of the level 2 products. The table below shows the statistics for given STD ranges.

The statistics are given with respect to the overall valid production:

- Products without fatal errors: GOM_NL__2P/MPH/PRODUCT_ERR=0
- Valid point profile: GOM_NL__2P/NL_LOCAL_SPECIES_DENSITY/pcd(0)=0

The 'Criteria' is applied to valid points of dark limb products:

- Products in dark limb illumination condition: GOM_NL__2P/NL_SUMMARY_QUALITY/obs_ill_cond=0
- Products without fatal errors: GOM_NL__2P/MPH/PRODUCT_ERR=0
- Valid point profile: GOM_NL__2P/NL_LOCAL_SPECIES_DENSITY/pcd(0)=0

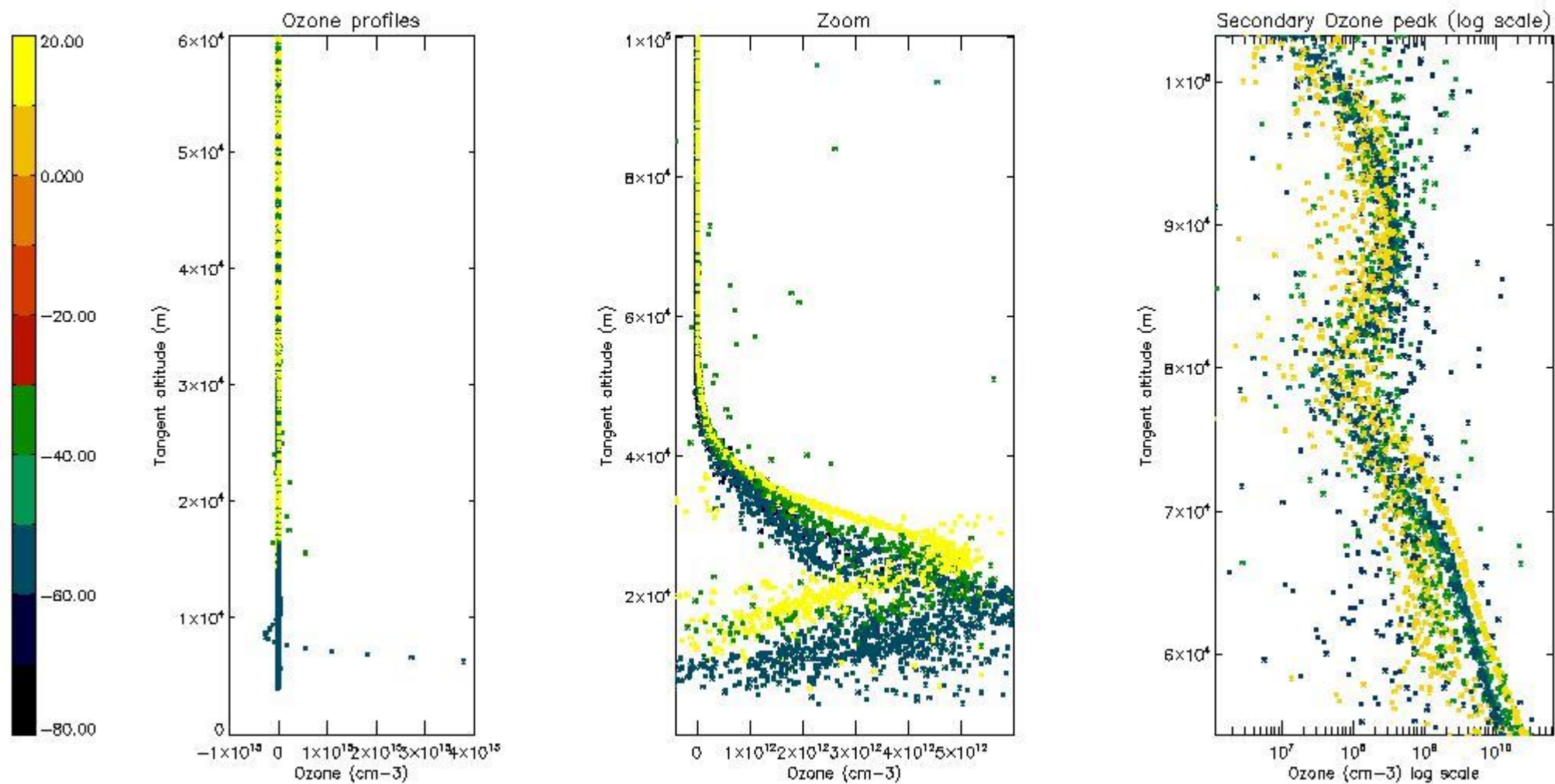
So, the table below shows the percentage of dark limb and valid observations for each criteria with respect to the overall valid daily observations.

Criteria	% of total production
All STD	30
STD < 20	15

STD < 10	12
STD < 5	7

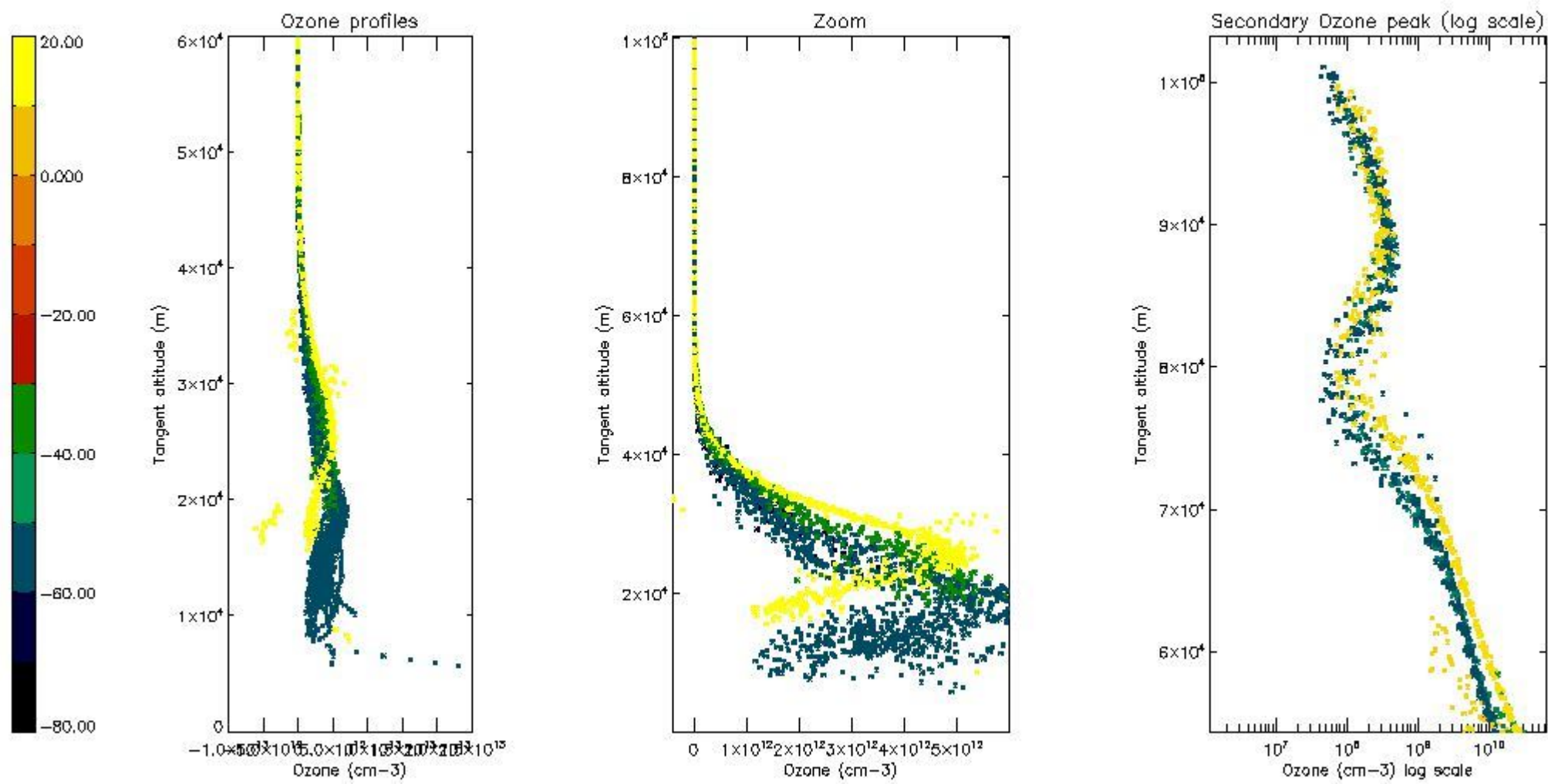
5.2 Plot ozone profiles for all STD (dark without errors)

The colorbar represents the latitude.



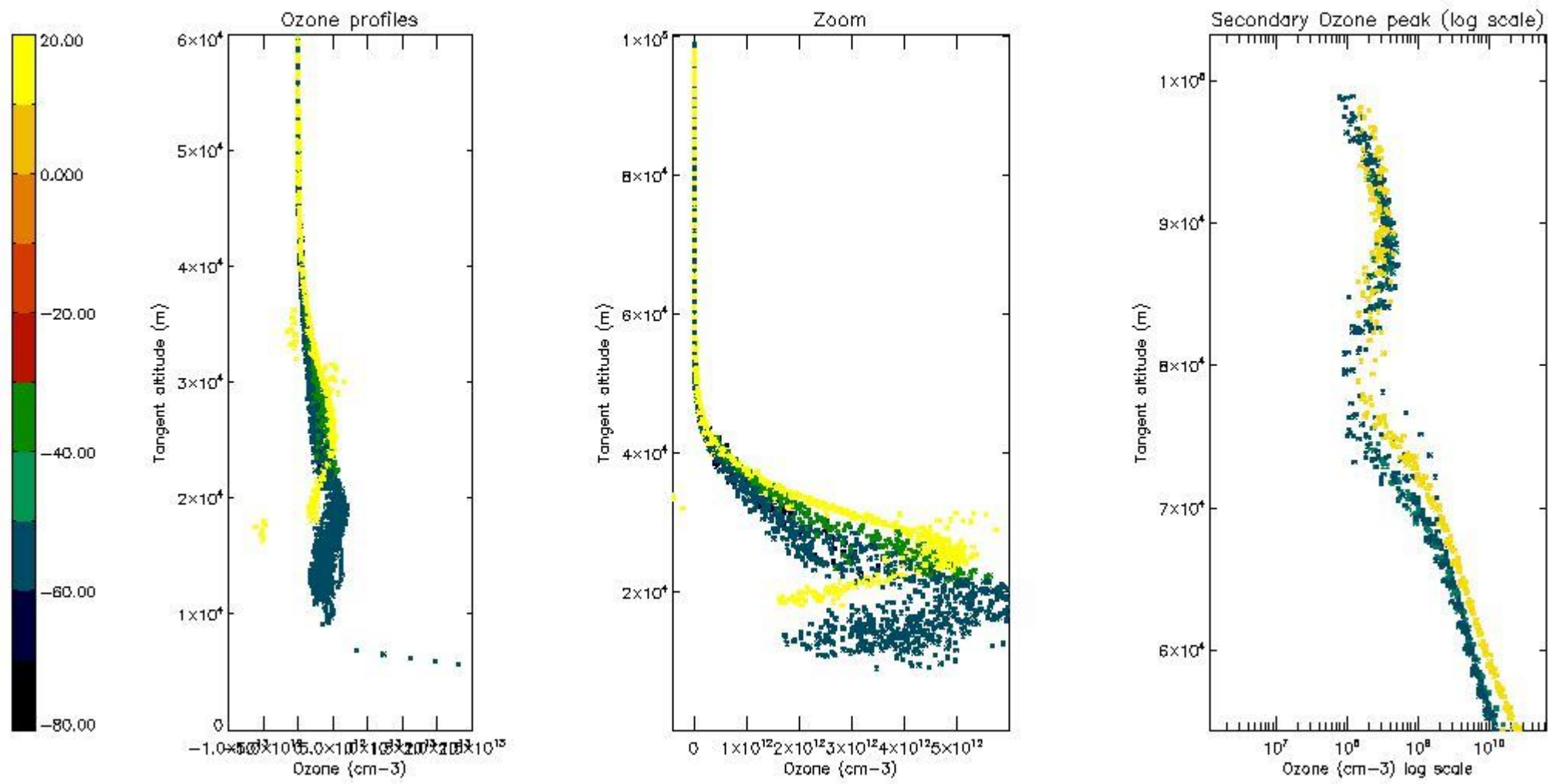
5.3 Plot ozone profiles where STD < 20% (dark without errors)

The colorbar represents the latitude.



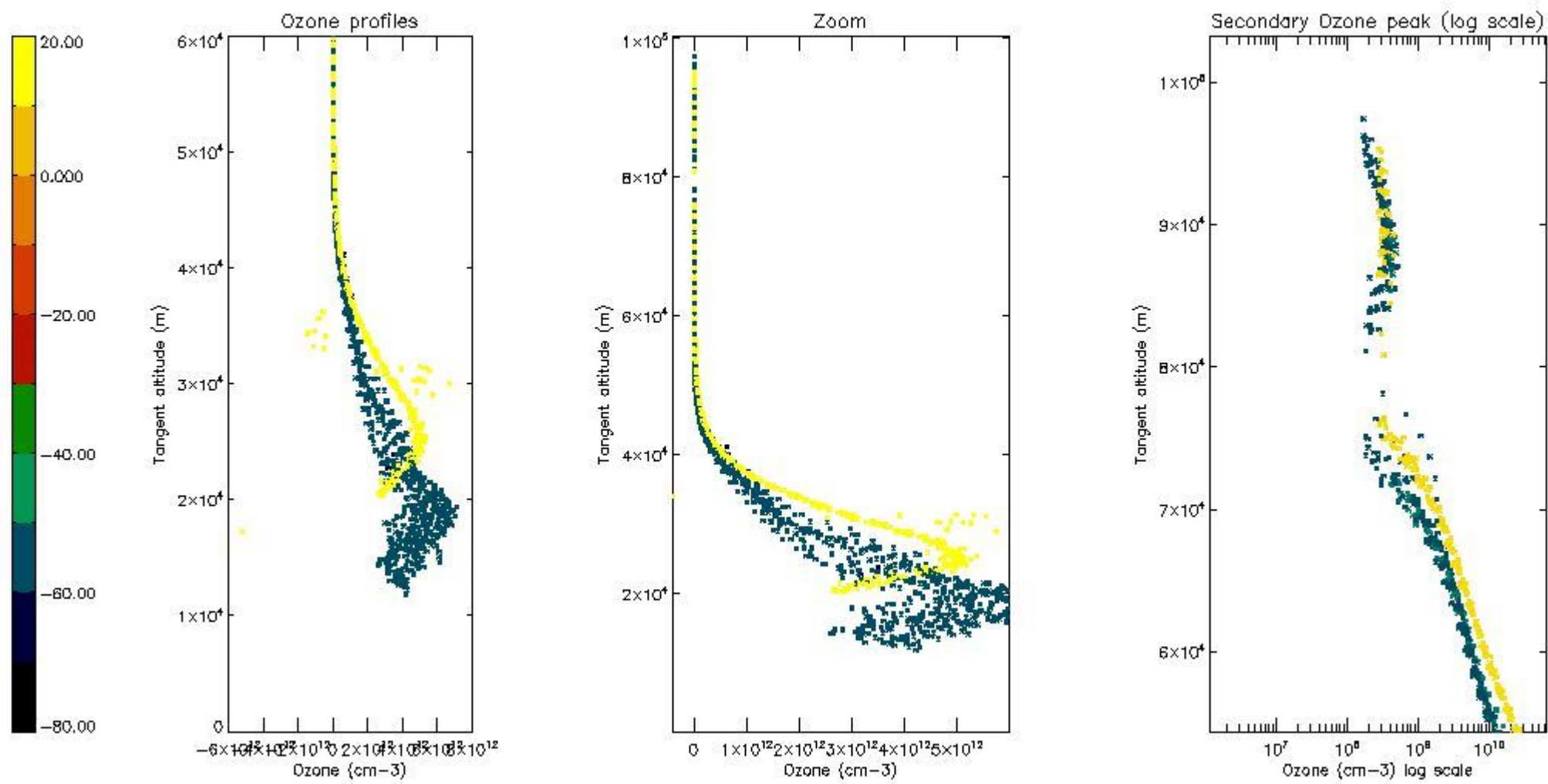
5.4 Plot ozone profiles where STD < 10% (dark without errors)

The colorbar represents the latitude.



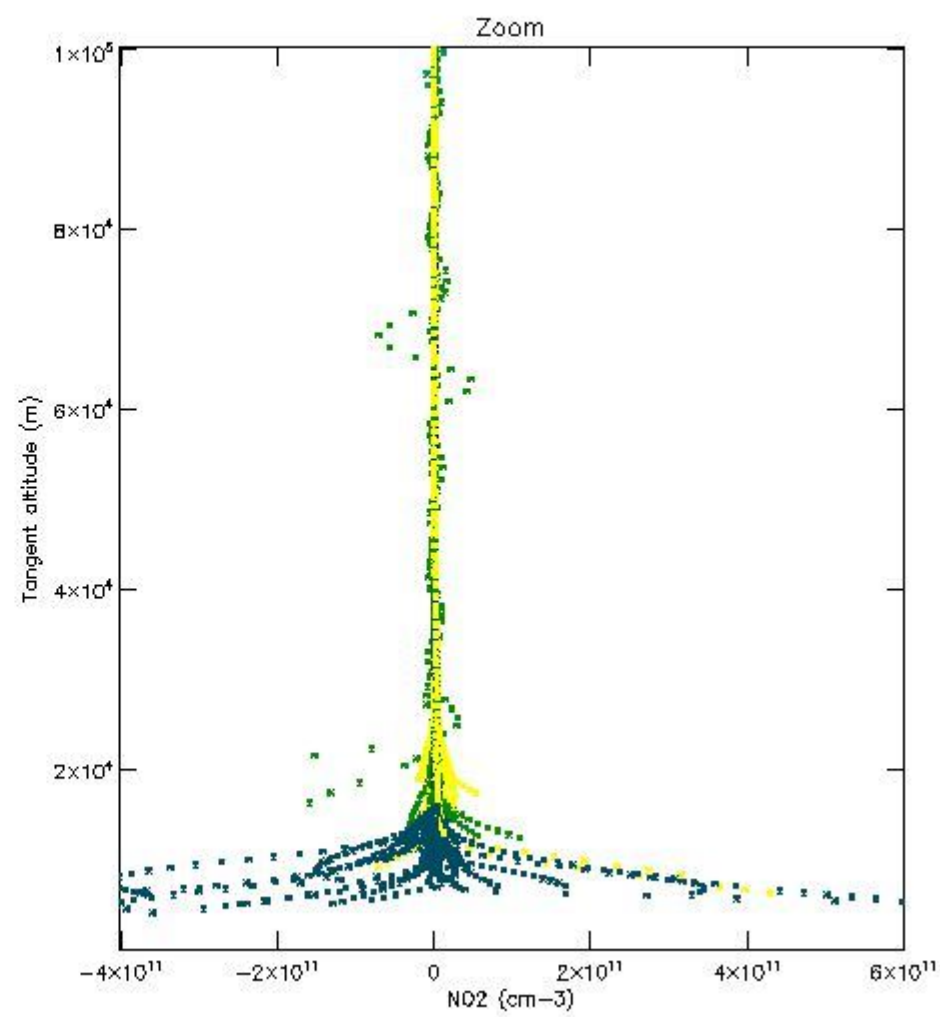
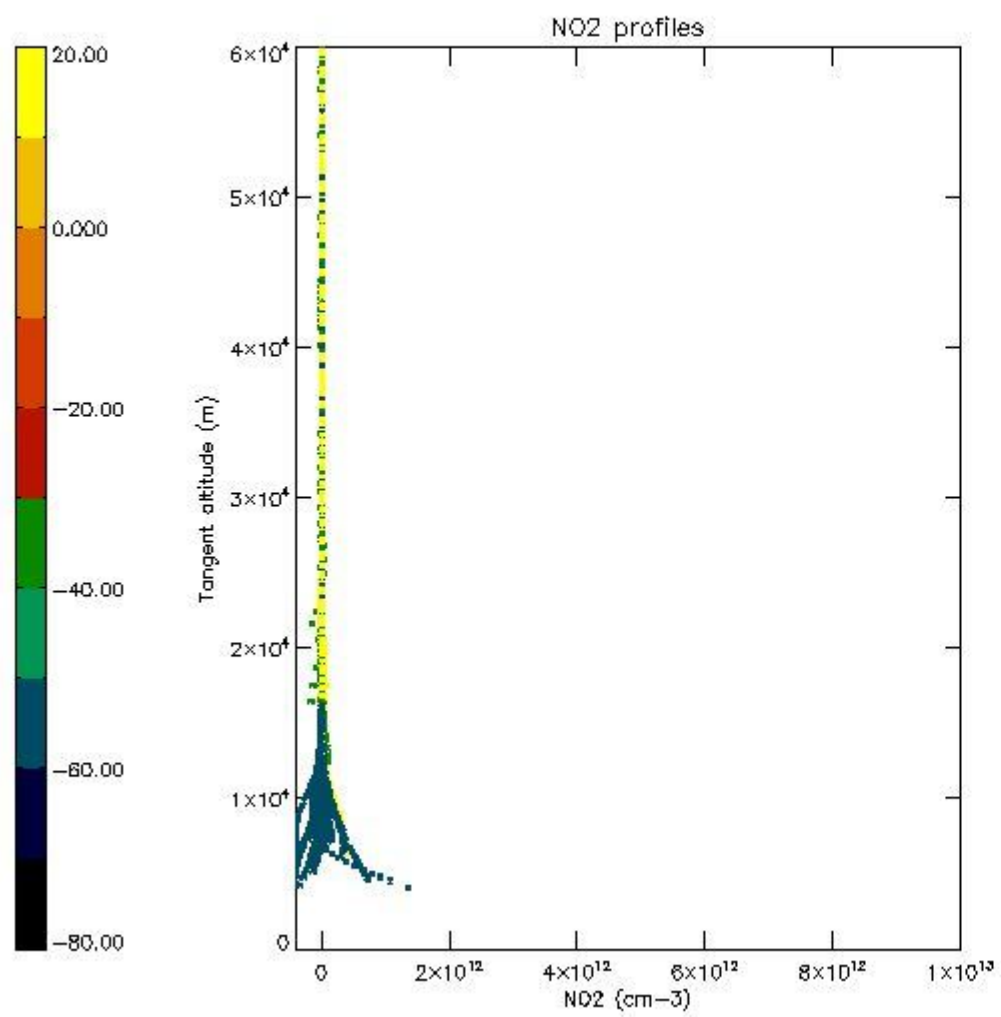
5.5 Plot ozone profiles where STD < 5% (dark without errors)

The colorbar represents the latitude.



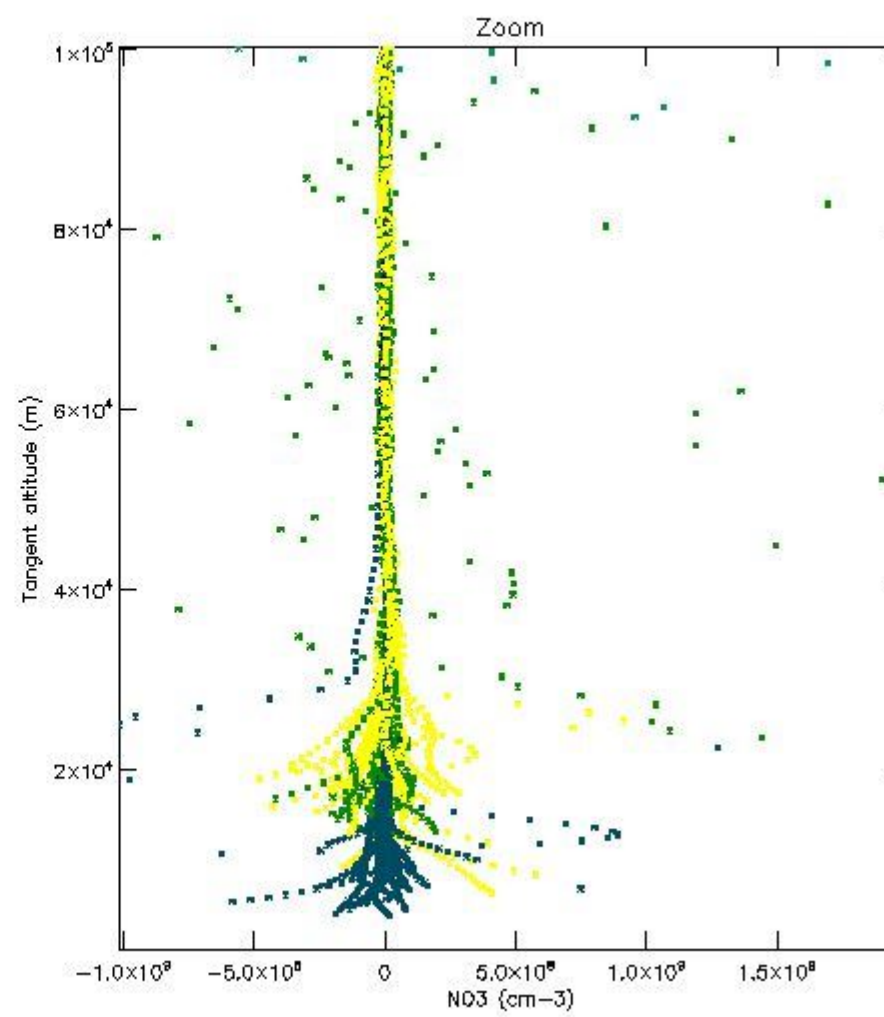
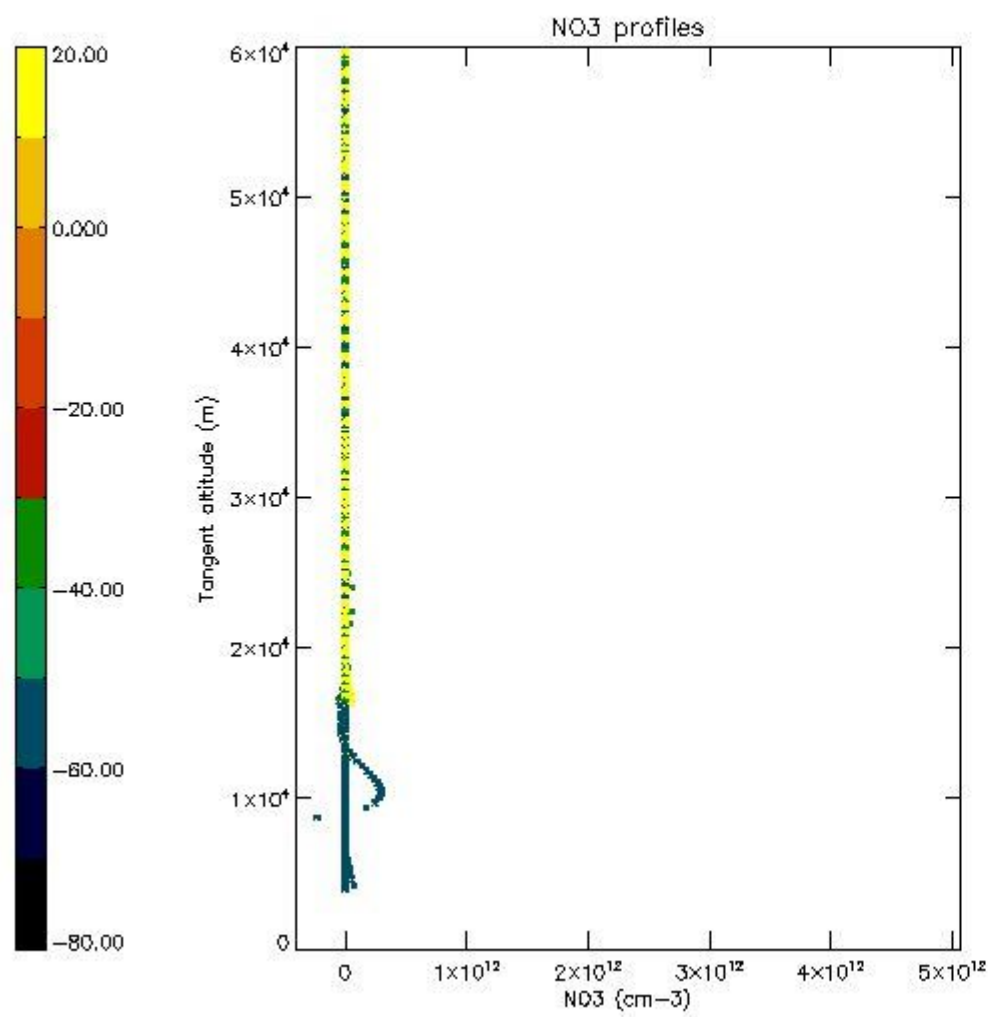
5.6 Plot NO₂ profiles for all STD (dark without errors)

The colorbar represents the latitude.



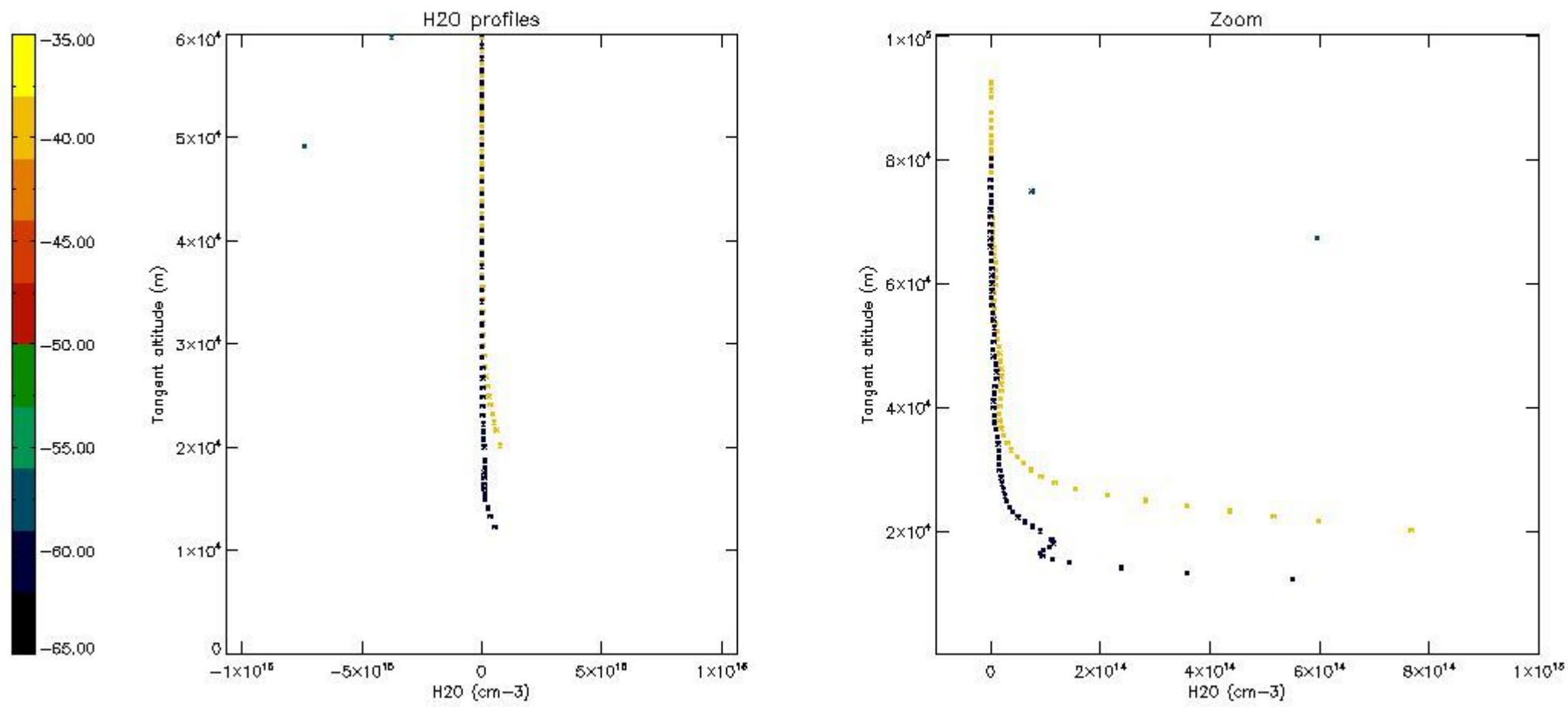
5.7 Plot NO3 profiles for all STD (dark without errors)

The colorbar represents the latitude.



5.8 Plot H₂O profiles for all STD (only for occultations of stars 1,2,3,4,13,14,16,26,63 dark without errors)

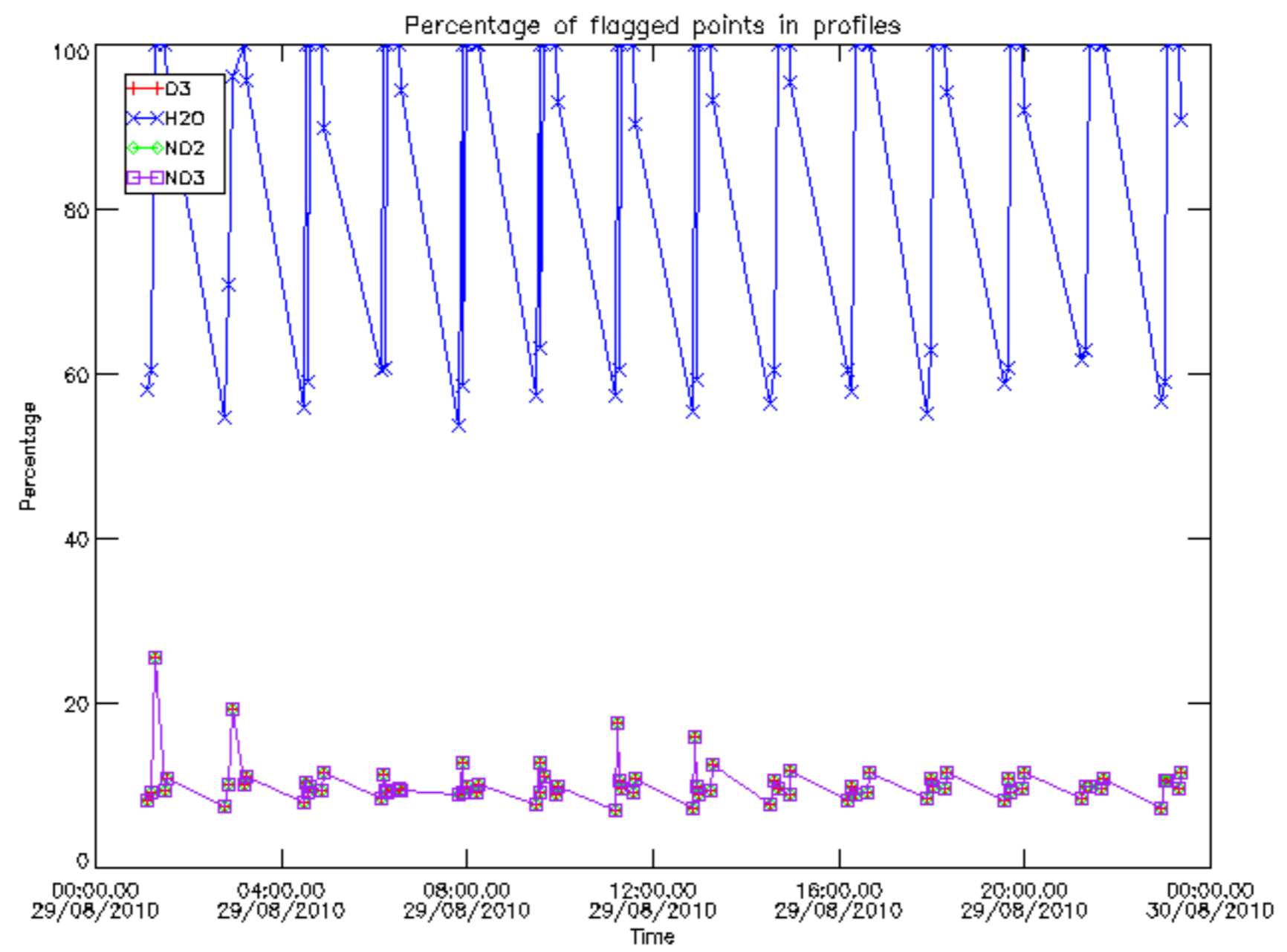
The colorbar represents the latitude.



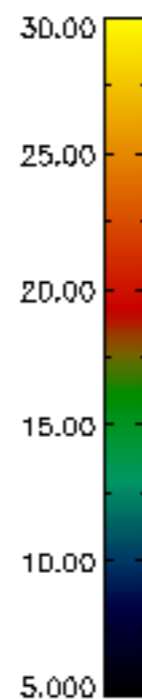
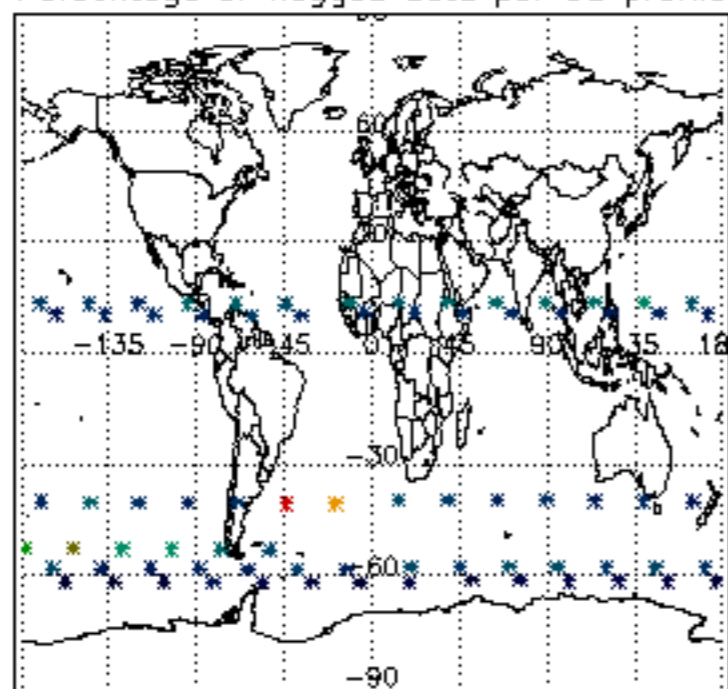
6. Auxiliary Data Files used for the production reported in section 2

The number reported in the third column indicates since which file (see list in section 2) the corresponding auxiliary file has been used. The fourth column is the date of those product files.

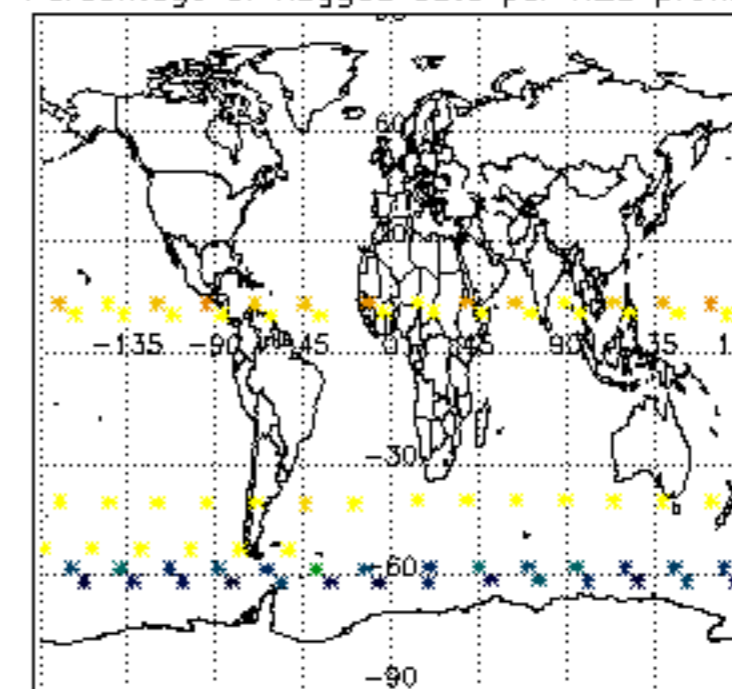
Type	Auxiliary Filename	Used since product	Used since product date
INST_PHYS_CHARACTERISTICS	GOM_INS_AXVIEC20091111_143220_20030716_120000_20500101_000000	1	29-AUG-2010 00:04:46
LEVEL-2_PROC_CONFIG	GOM_PR2_AXVIEC20091111_152718_20020301_000000_20500101_000000	1	29-AUG-2010 00:04:46
CROSS_SECTIONS_FILE	GOM_CRS_AXVIEC20091111_154832_20020301_000000_20500101_000000	1	29-AUG-2010 00:04:46



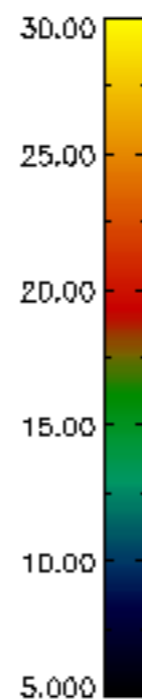
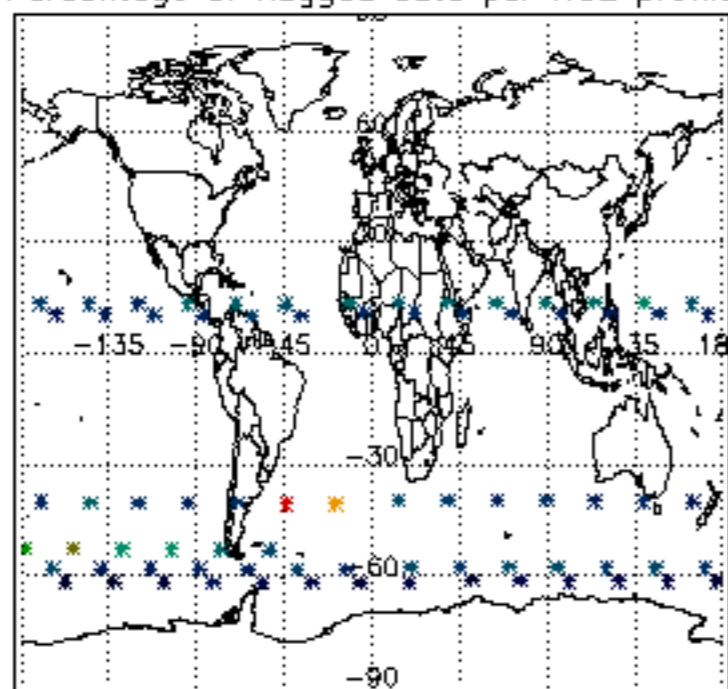
Percentage of flagged data per D3 profile



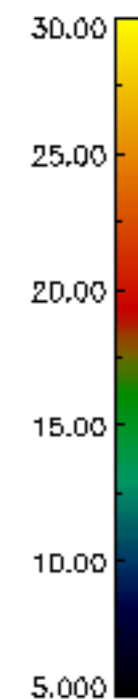
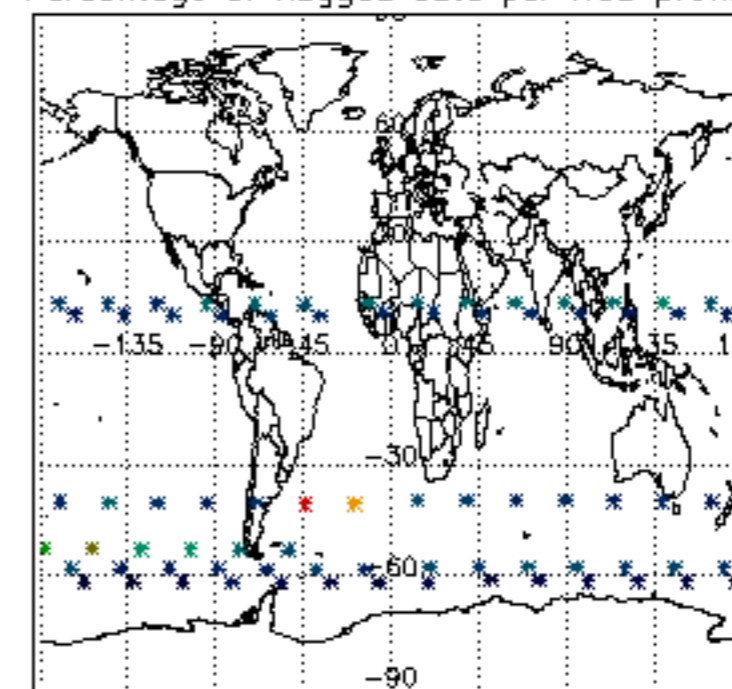
Percentage of flagged data per H2O profile

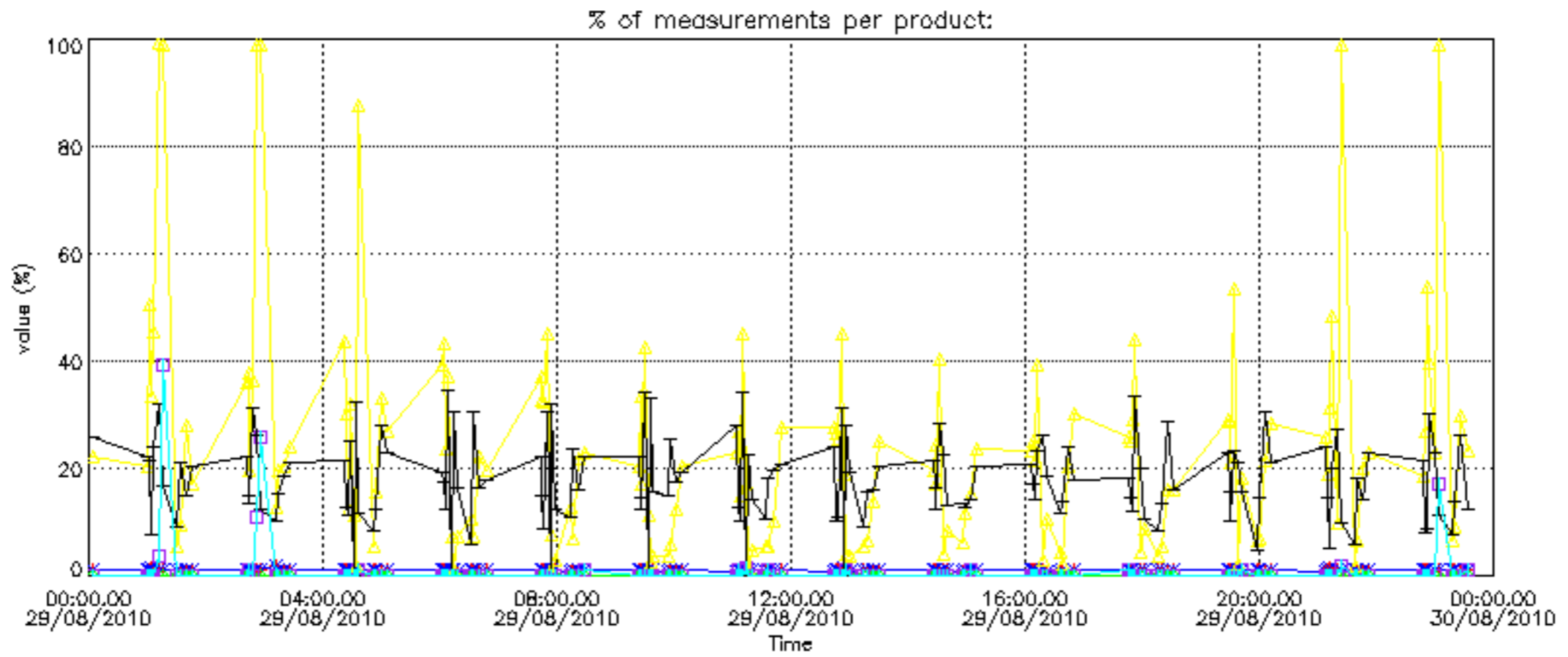


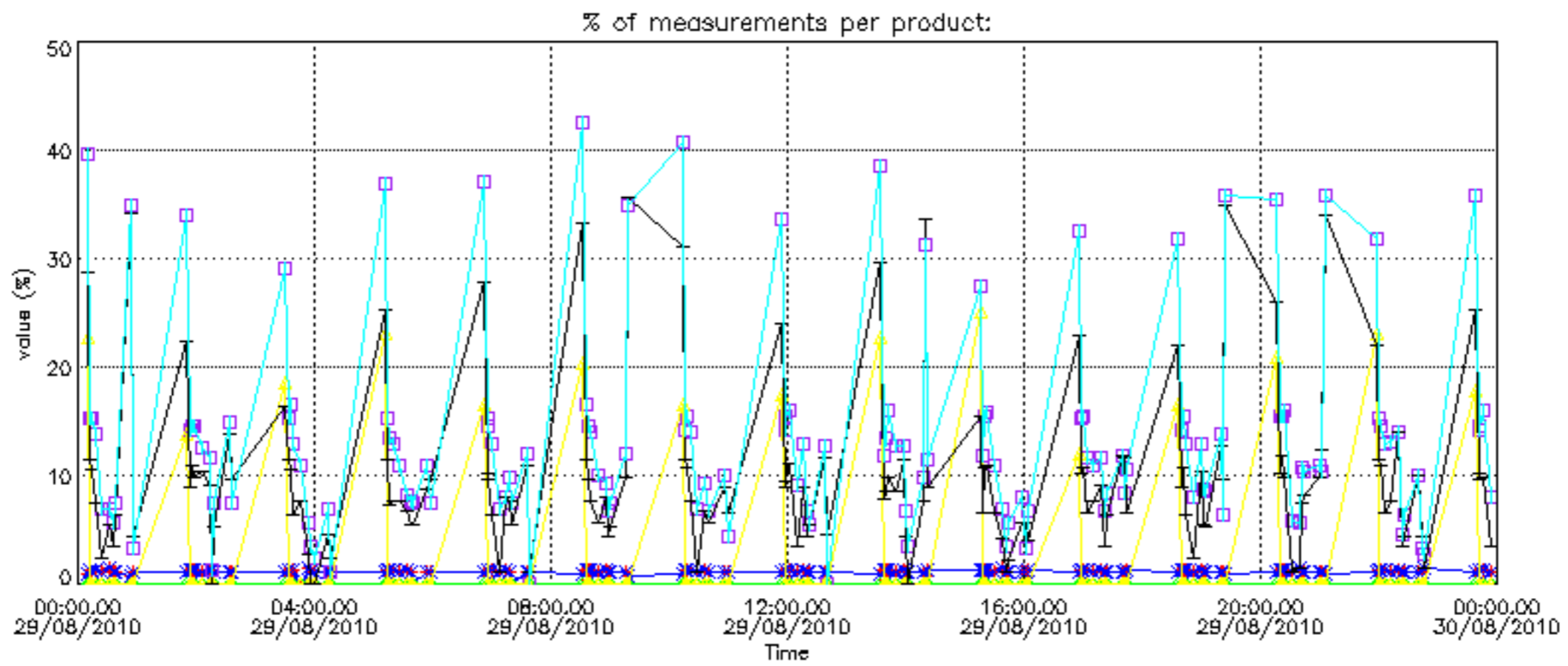
Percentage of flagged data per NO2 profile



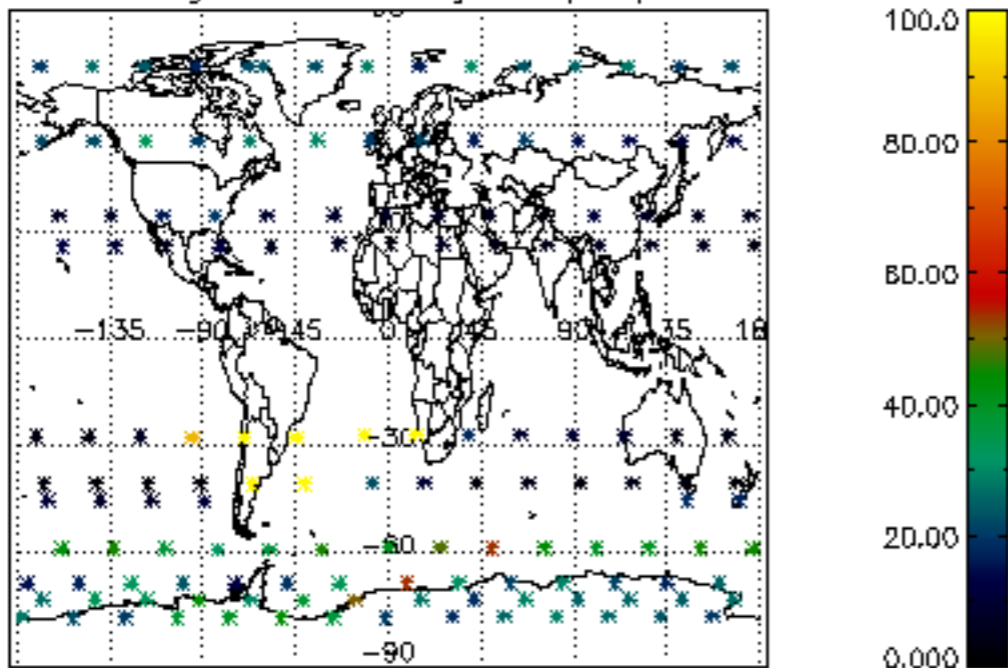
Percentage of flagged data per NO3 profile



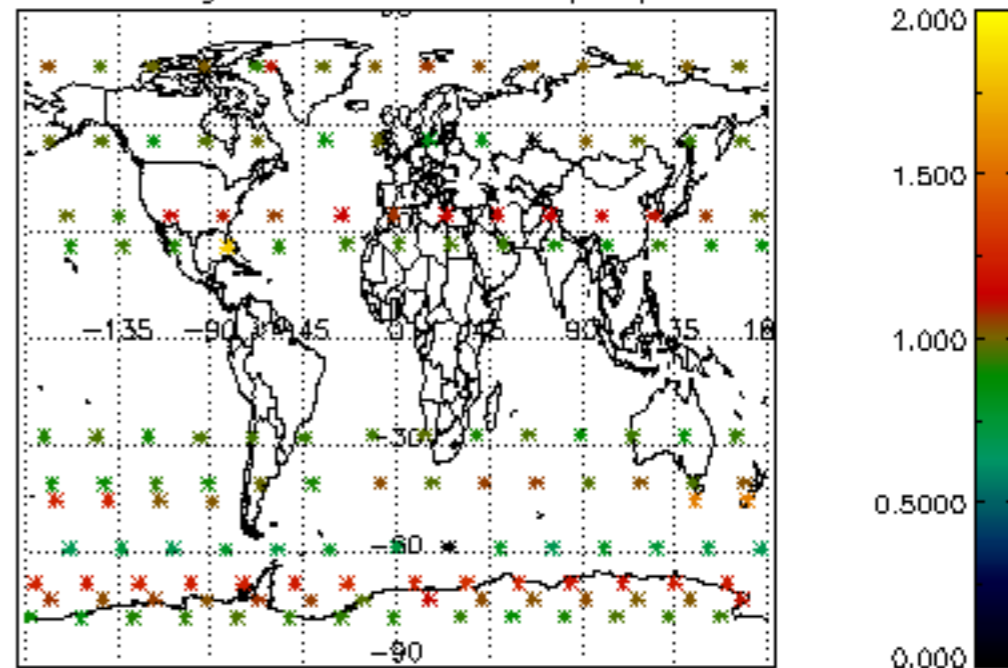




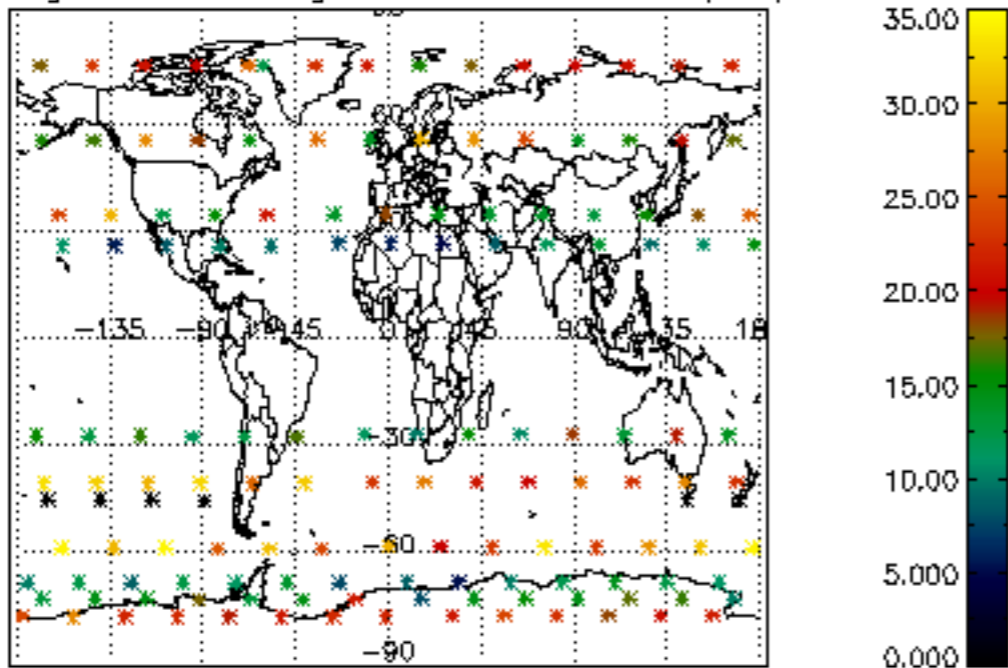
Percentage of cosmic ray hits per profile



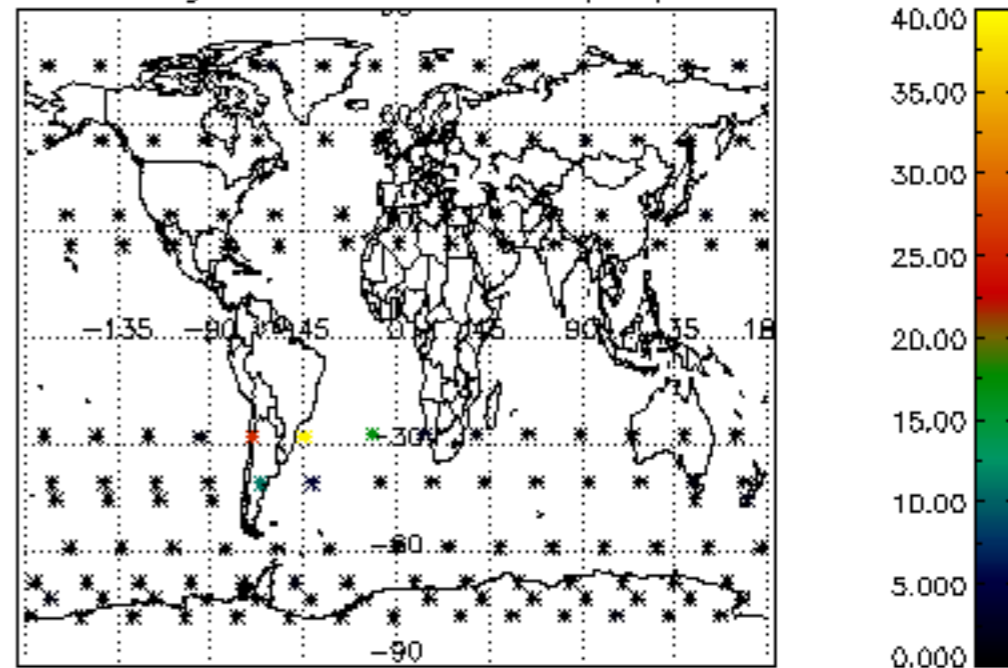
Percentage of datation errors per profile



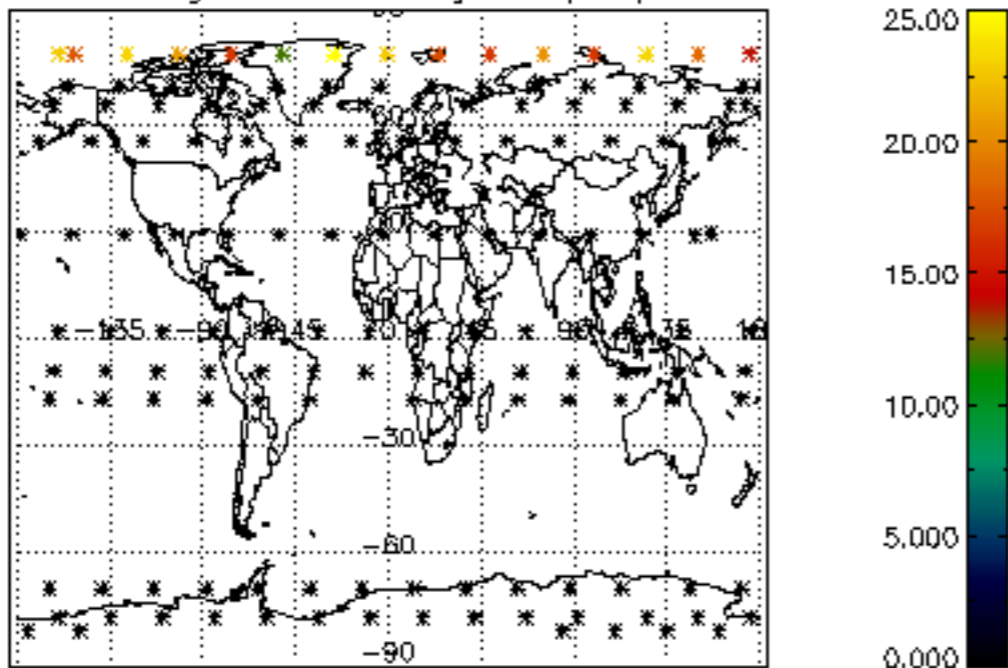
Percentage of star falling outside central band per profile



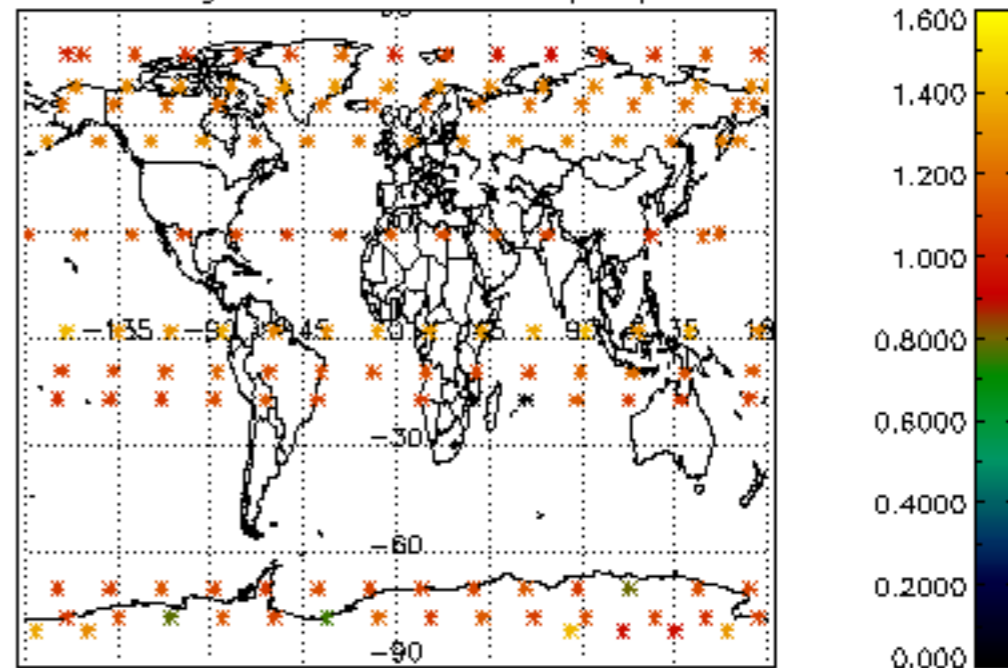
Percentage of saturation errors per profile



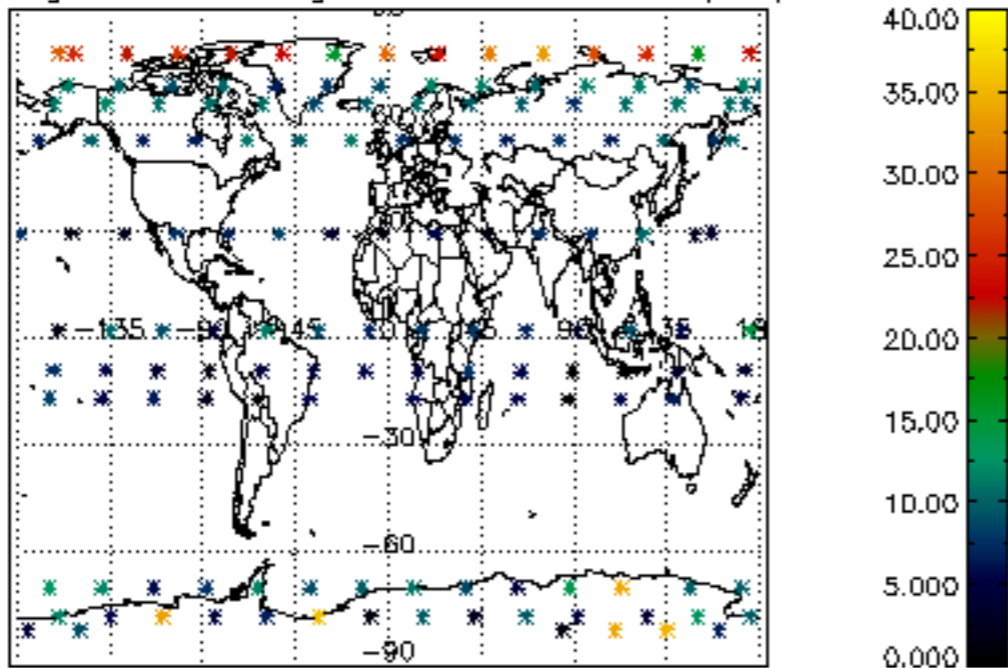
Percentage of cosmic ray hits per profile



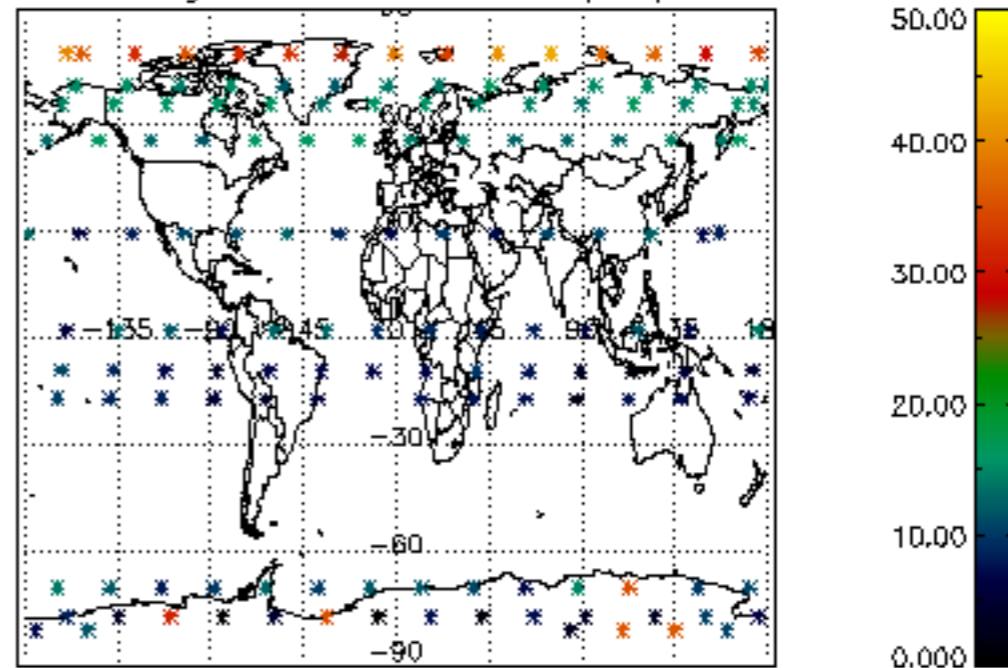
Percentage of datation errors per profile

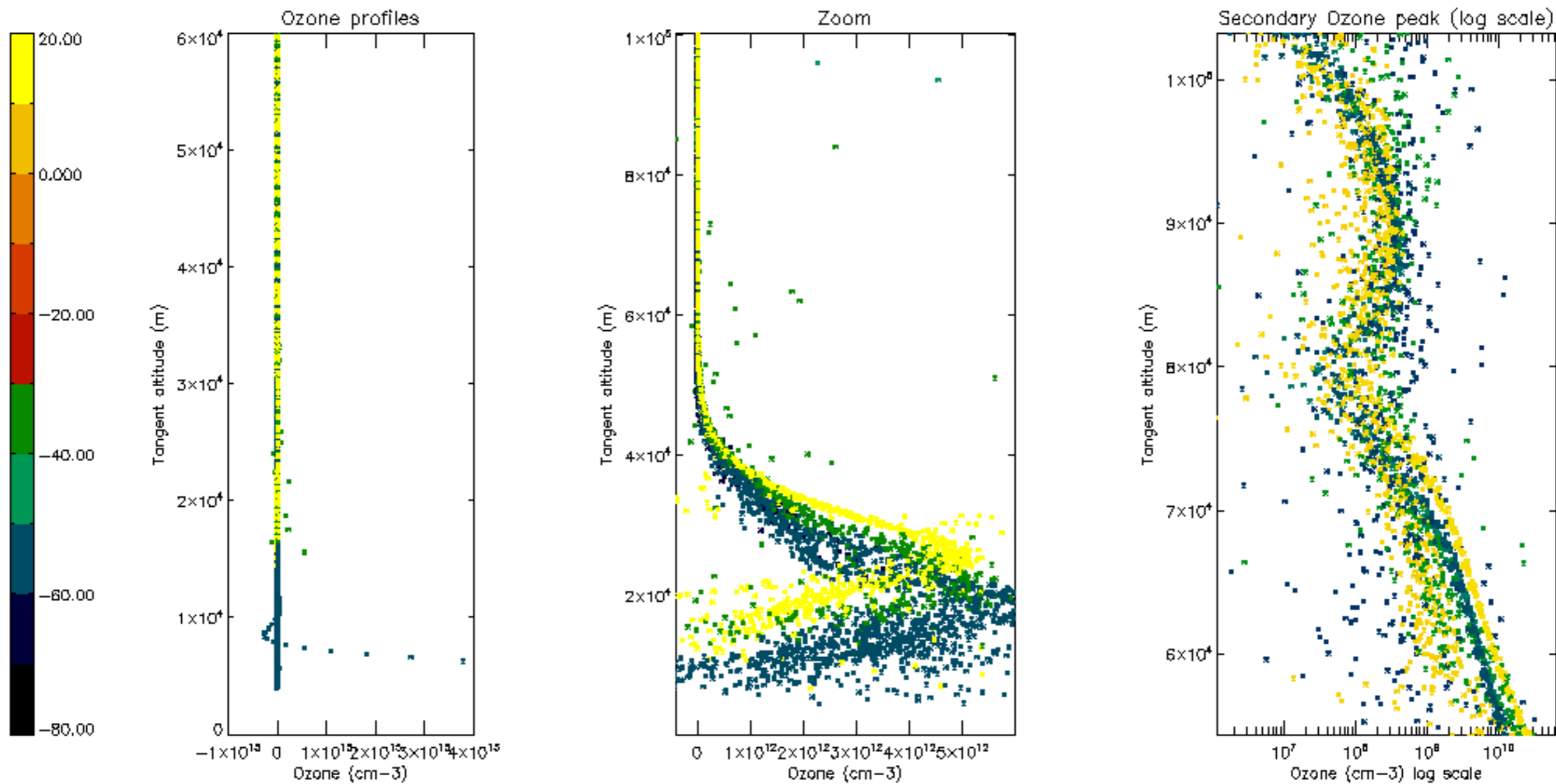


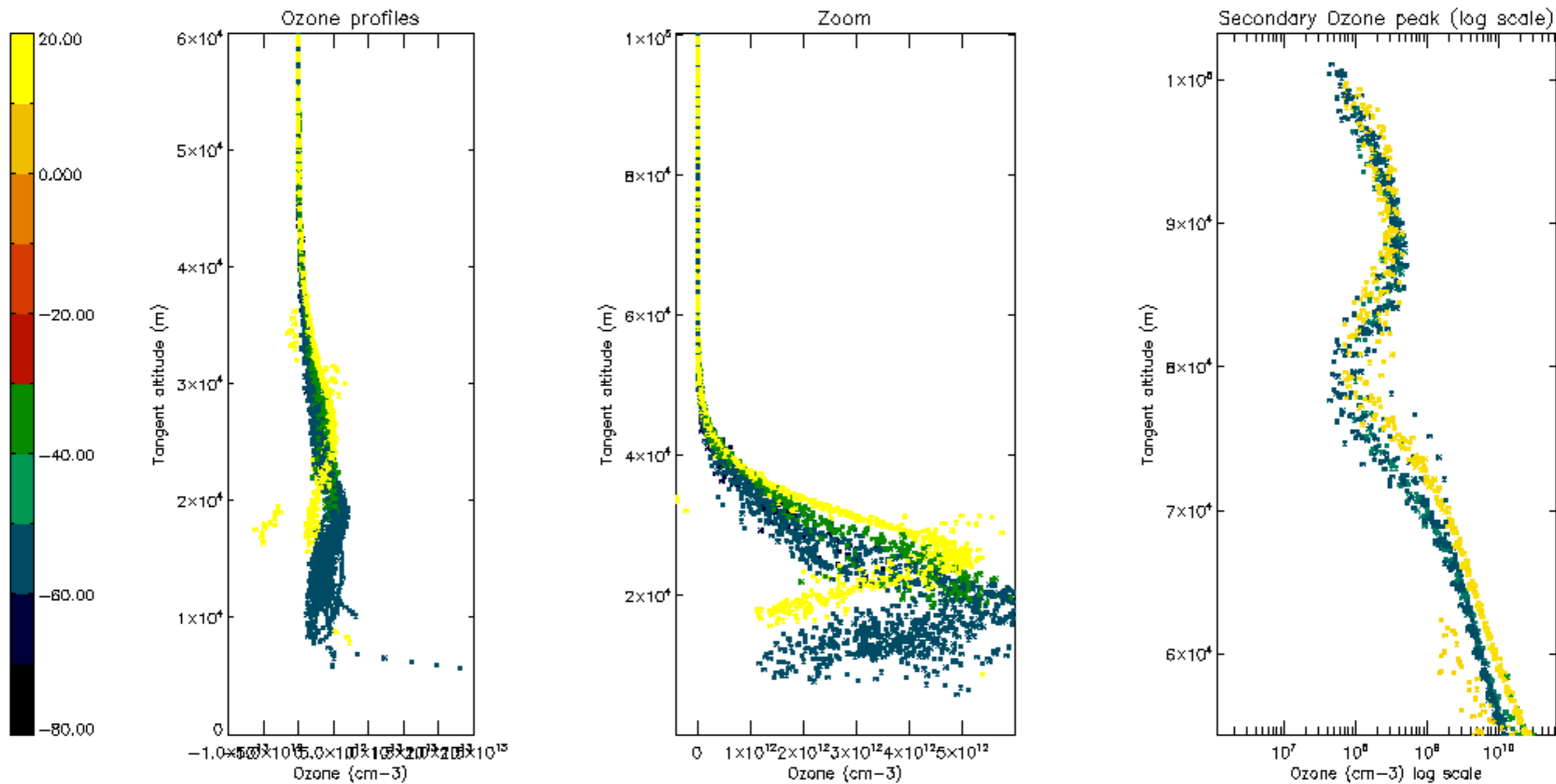
Percentage of star falling outside central band per profile

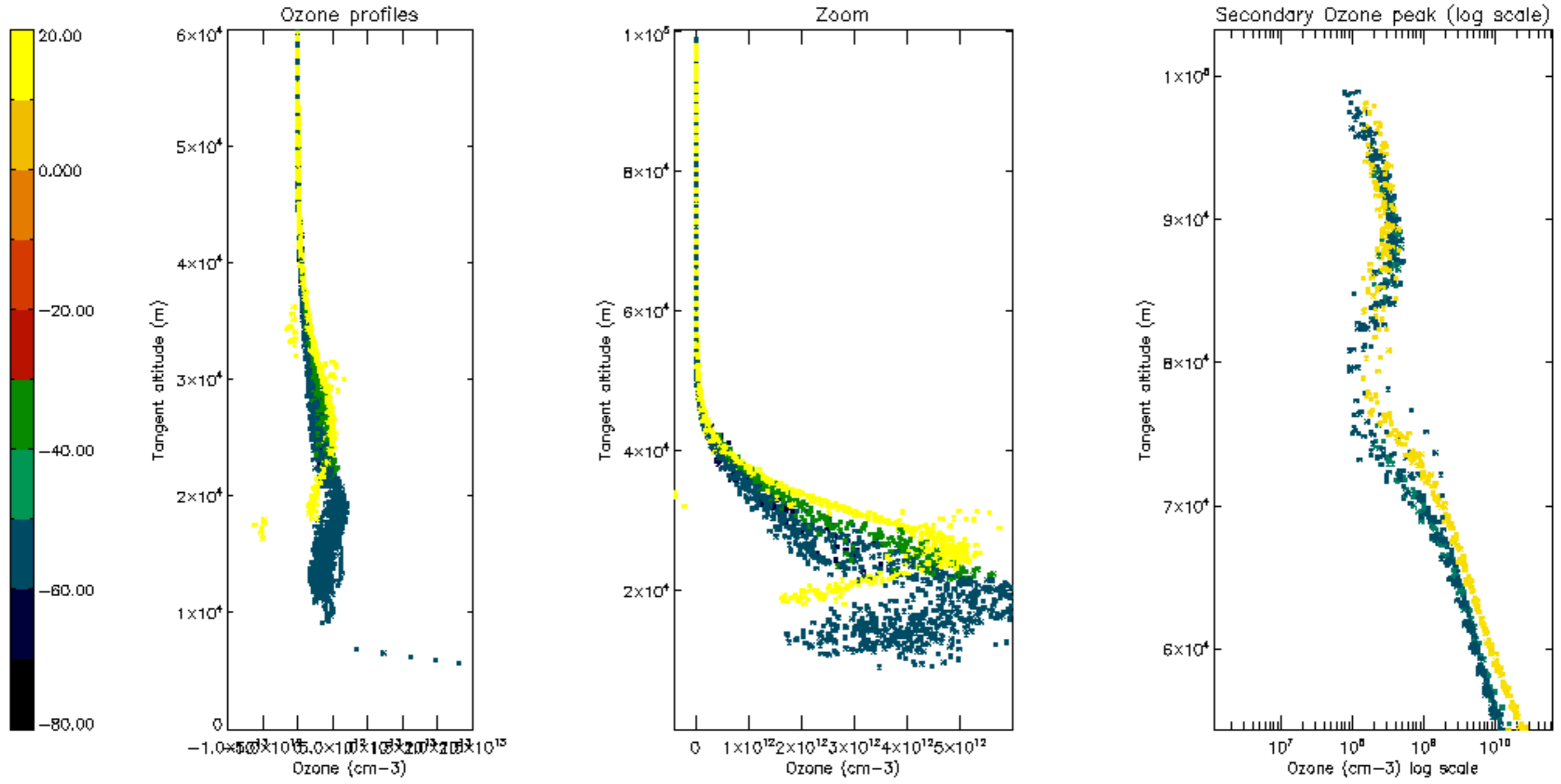


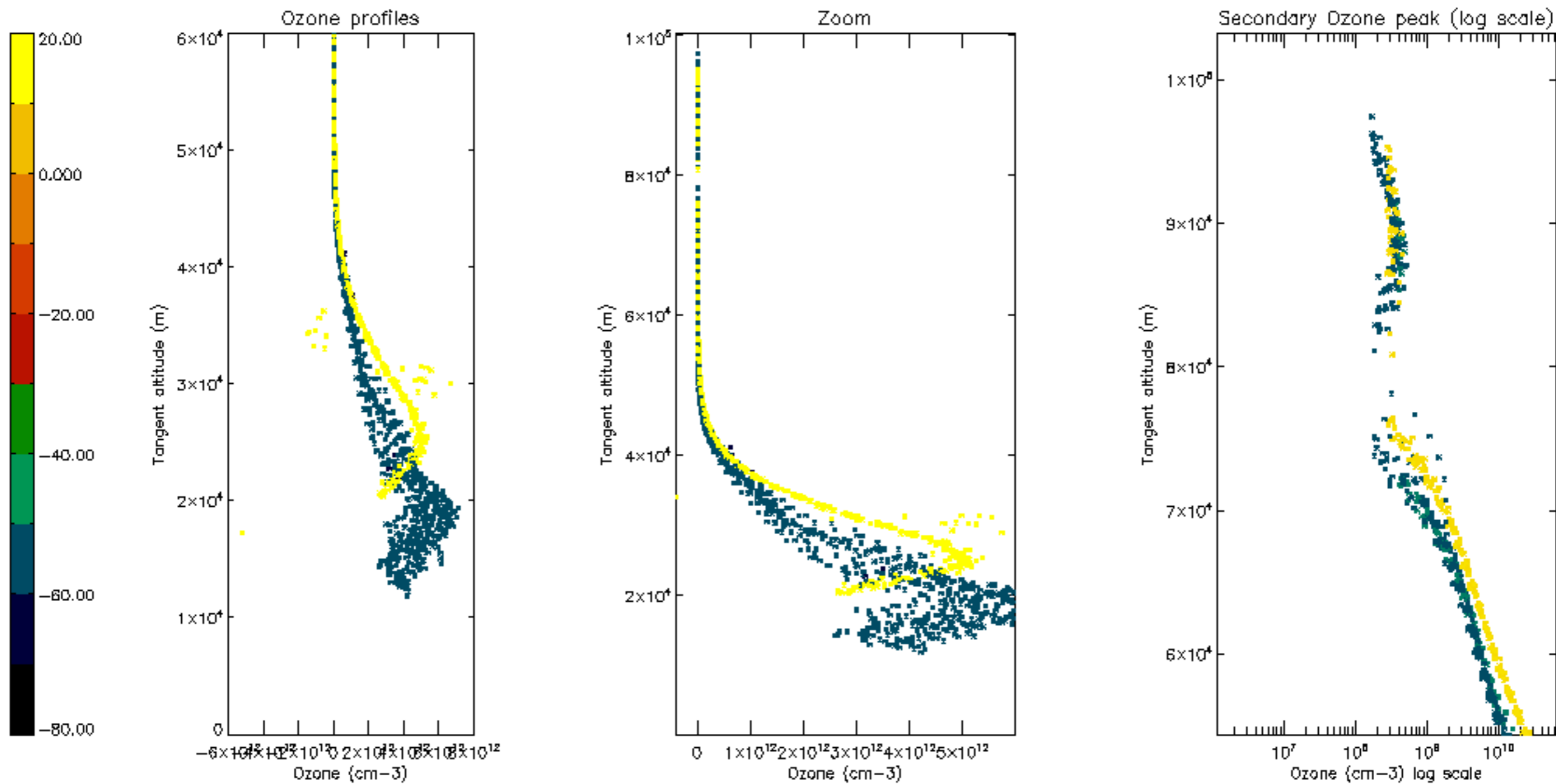
Percentage of saturation errors per profile

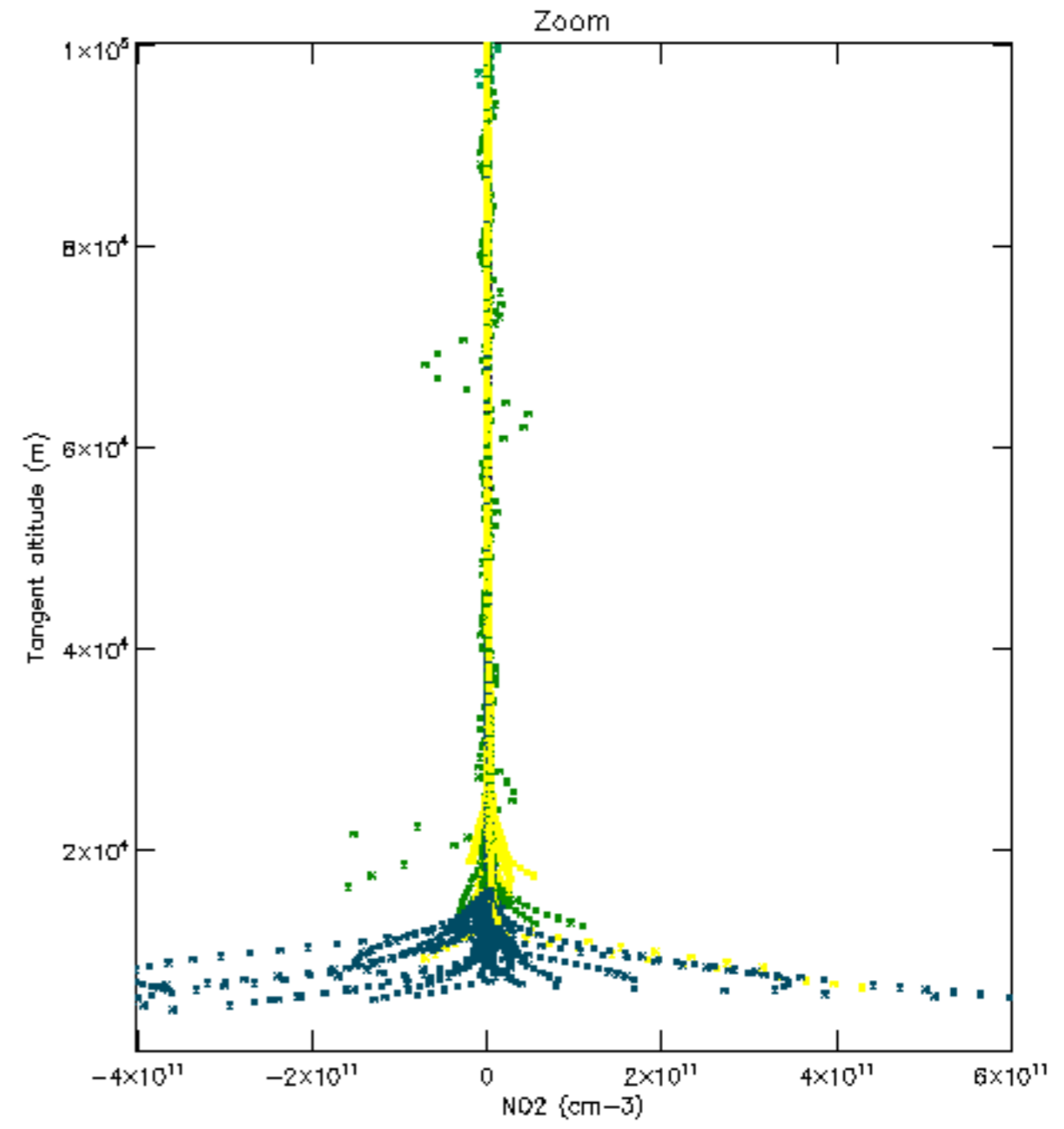
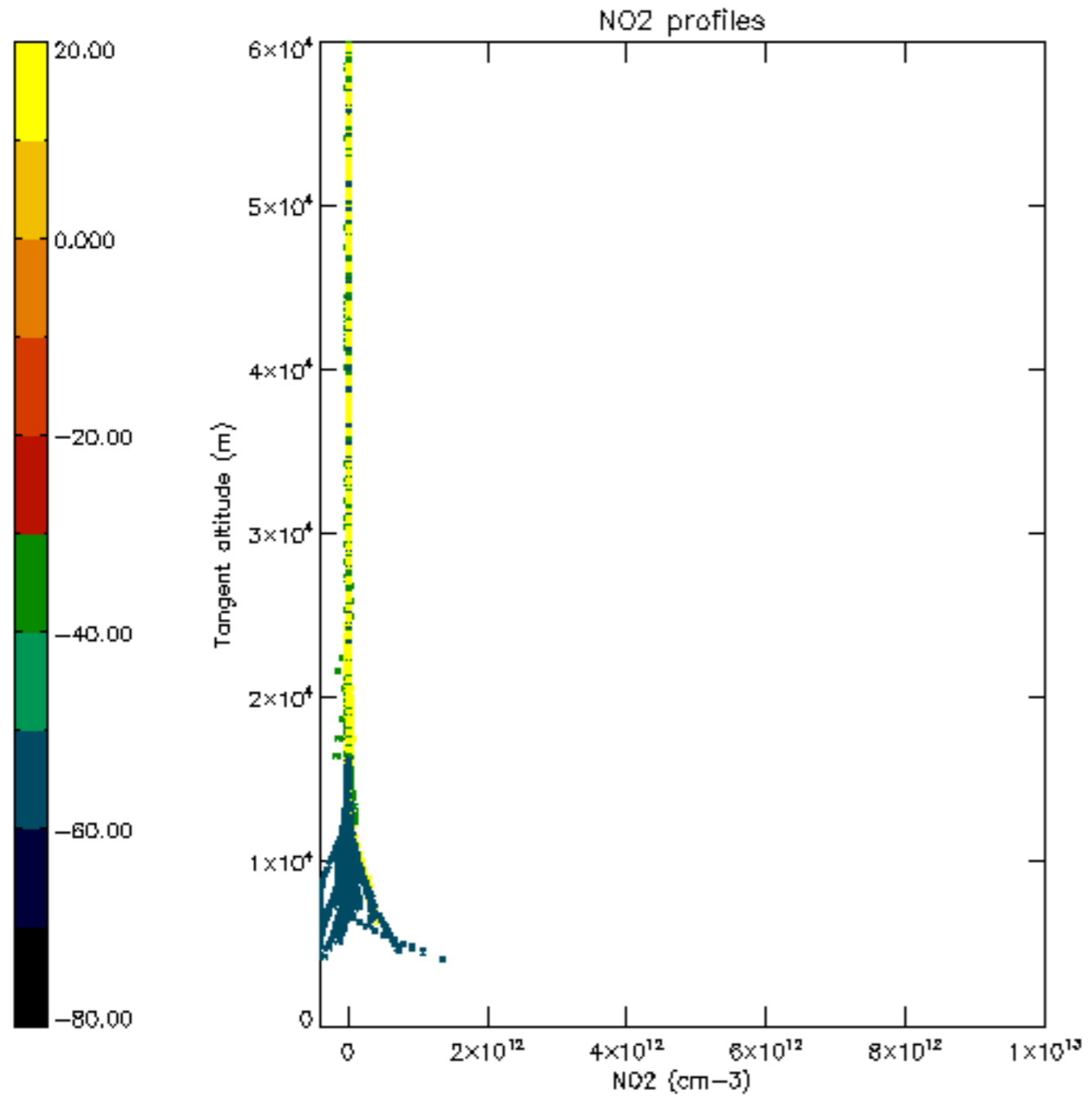


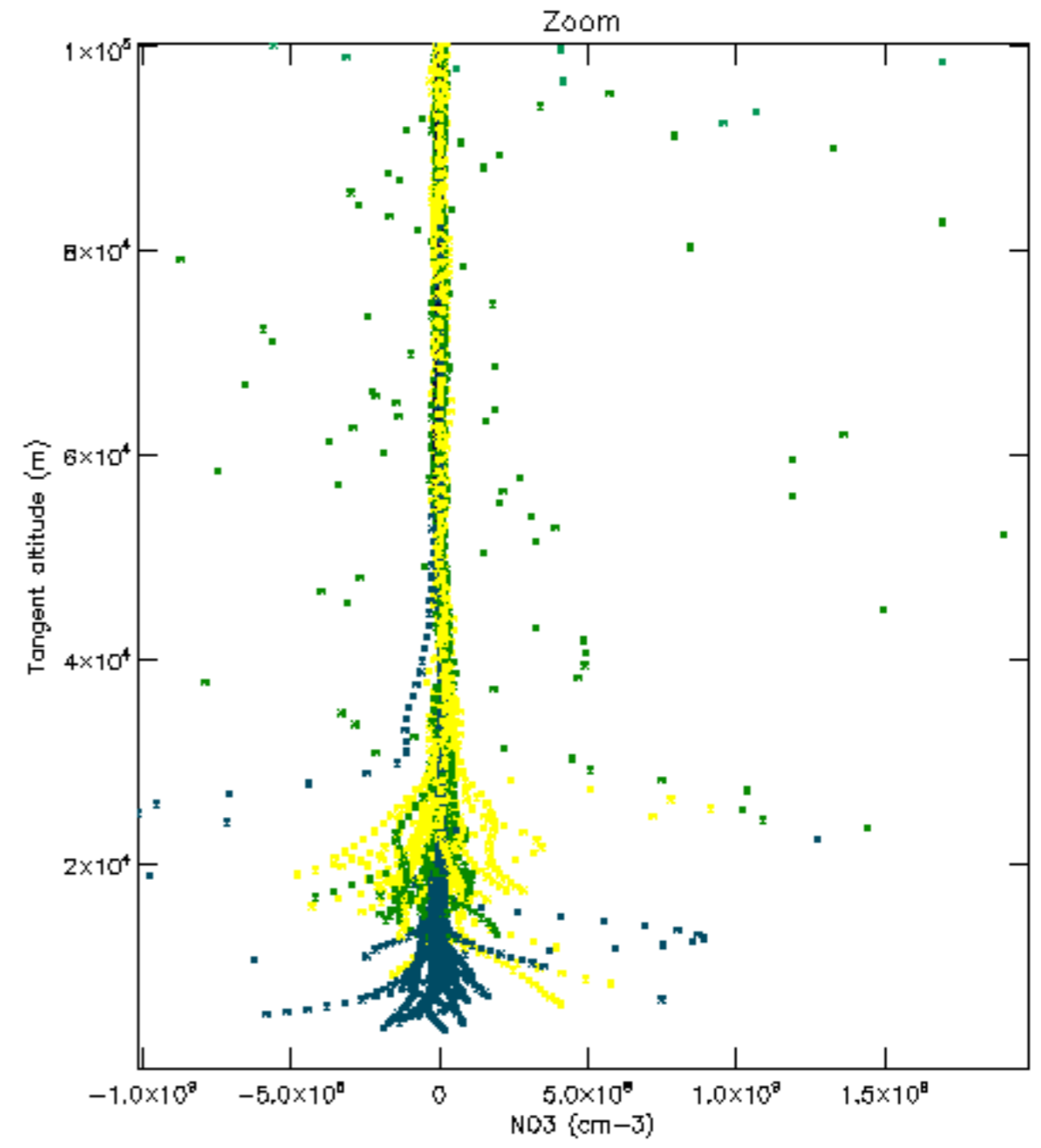
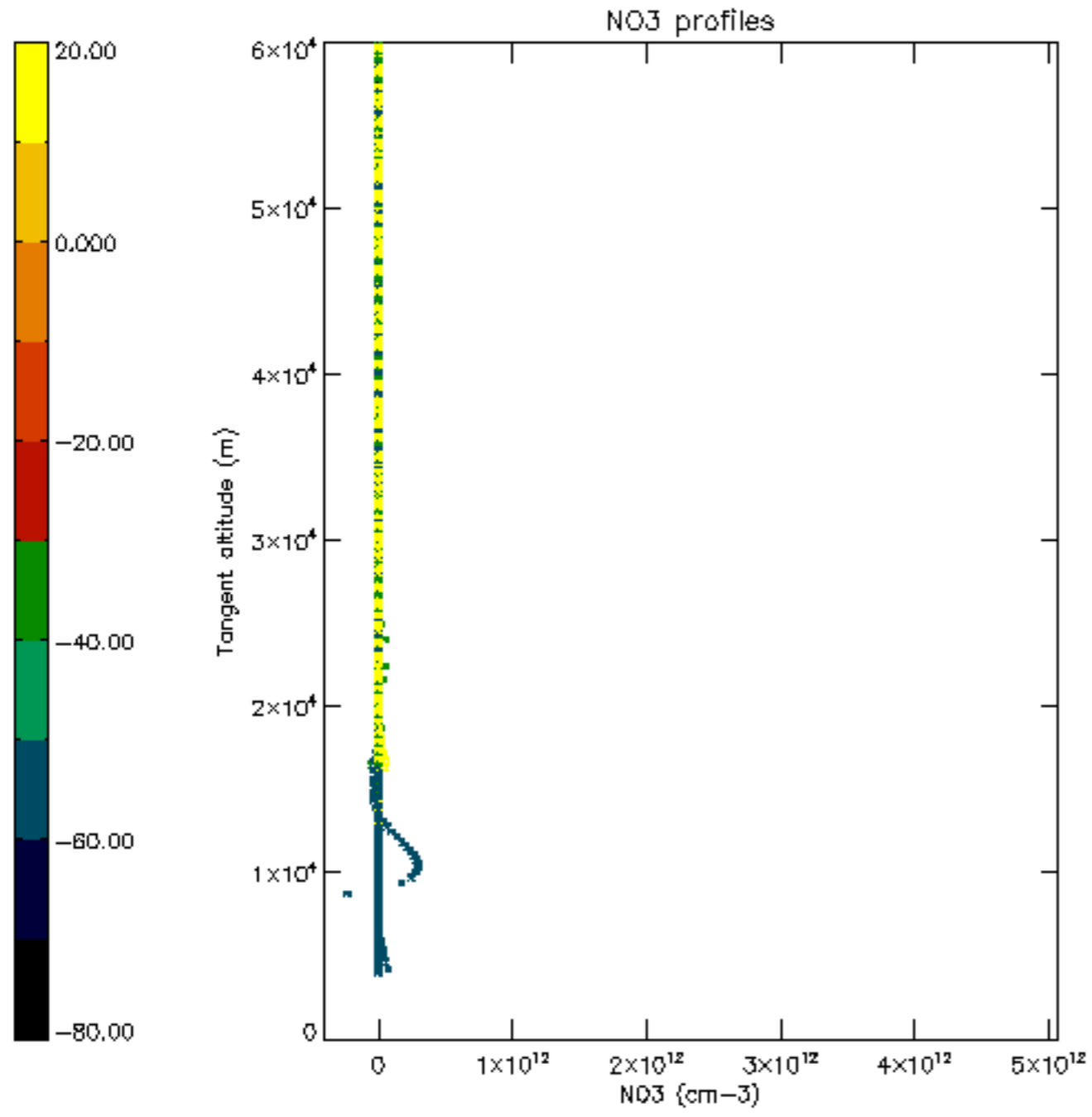


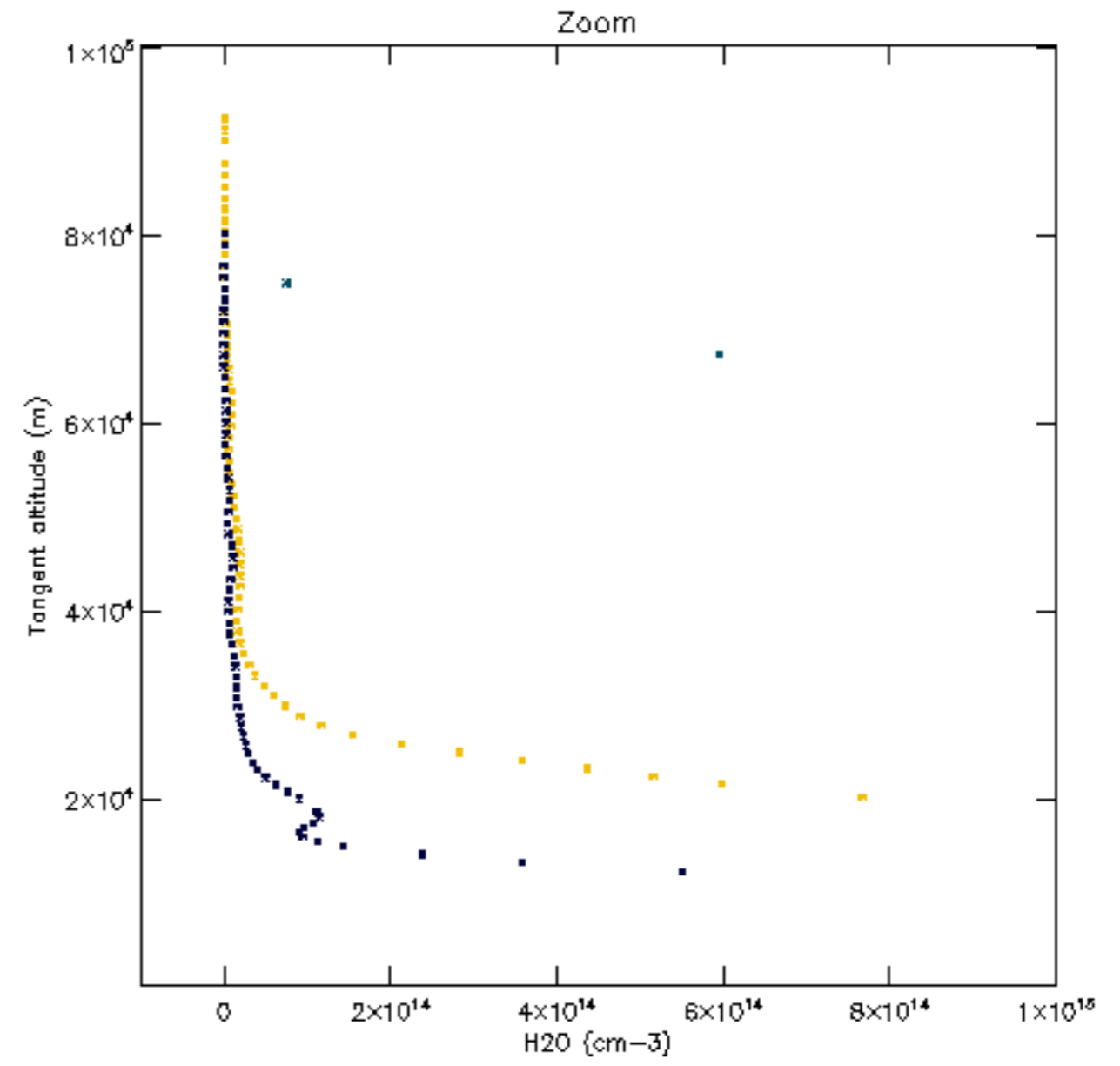
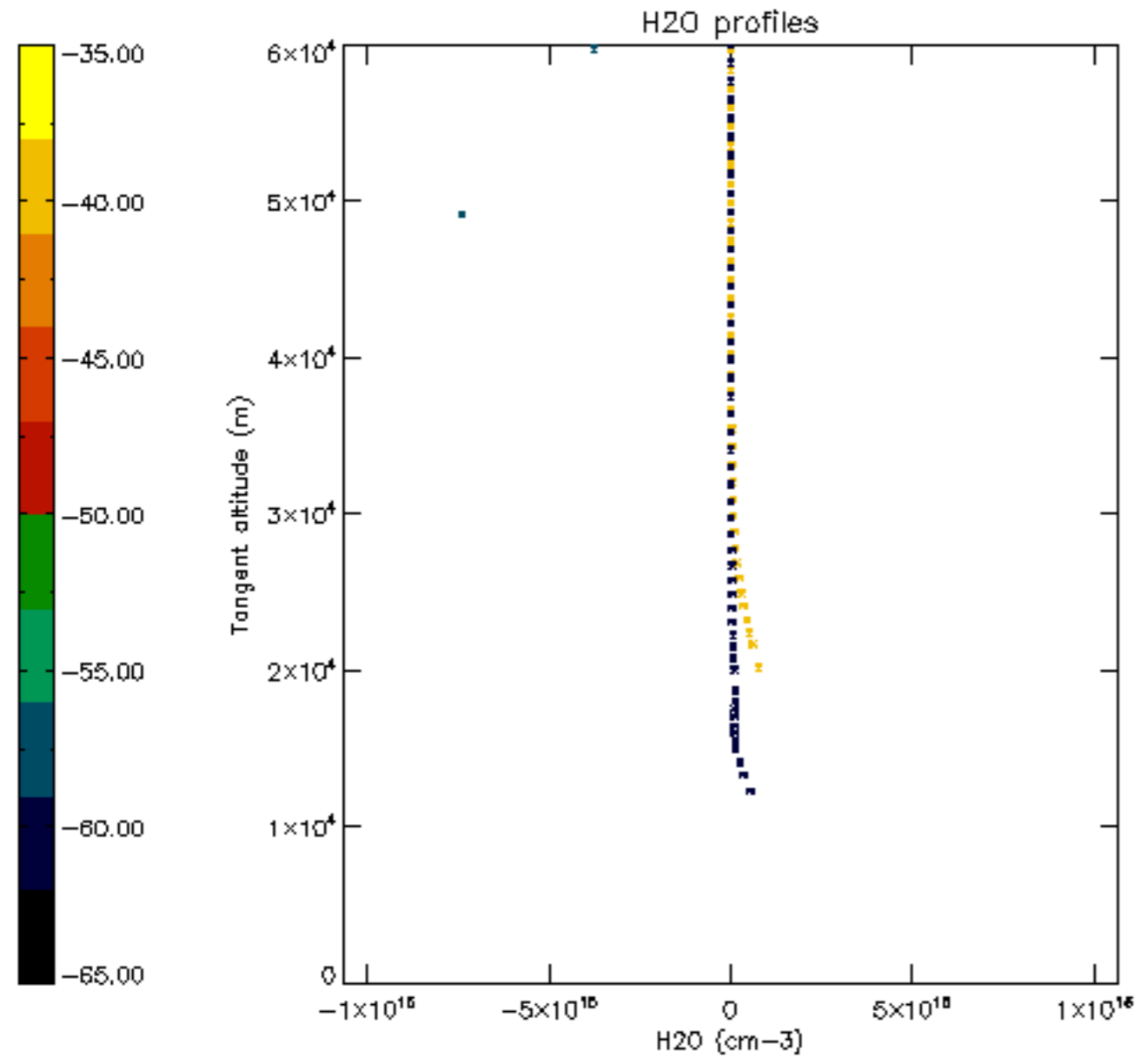


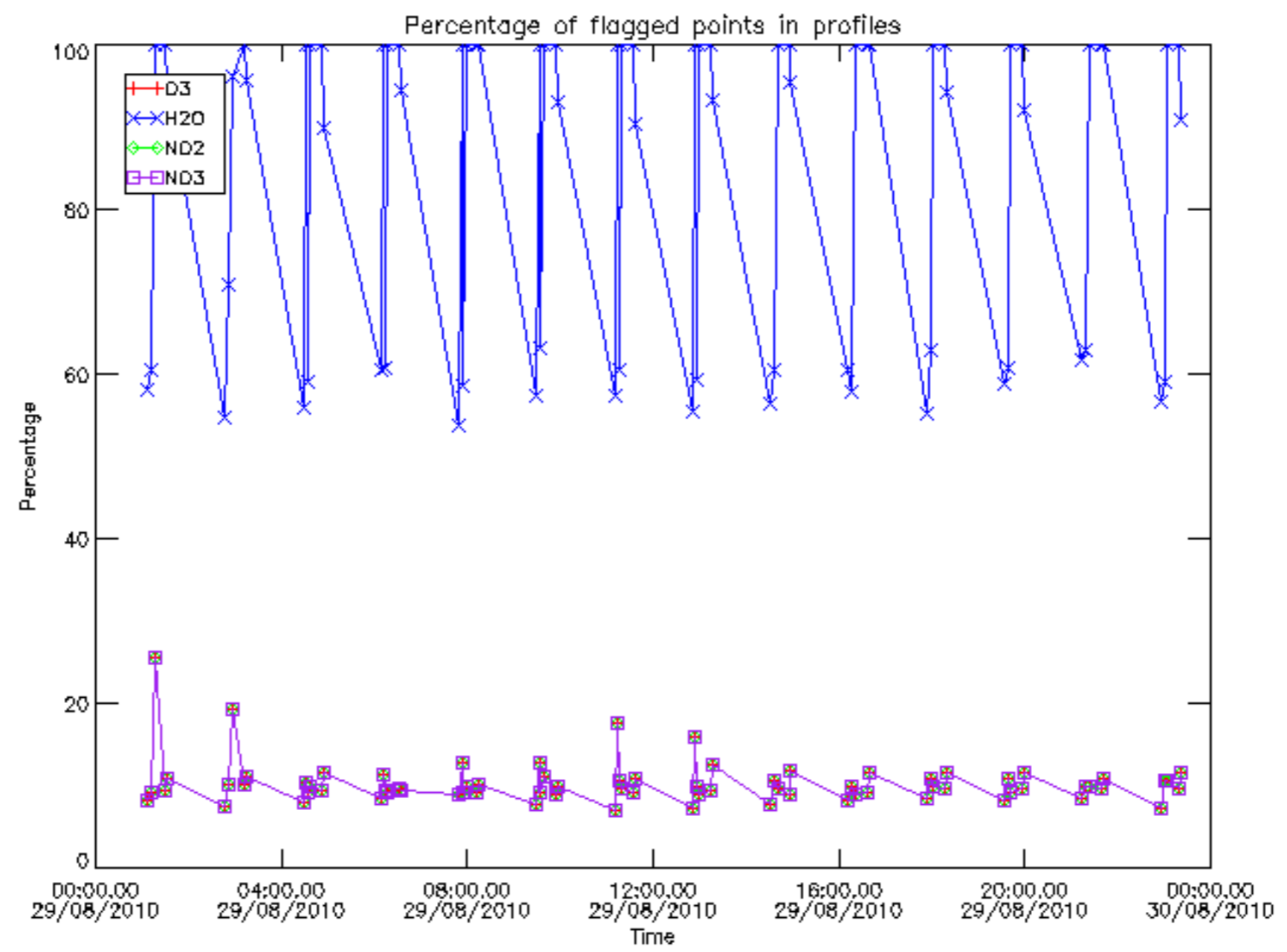




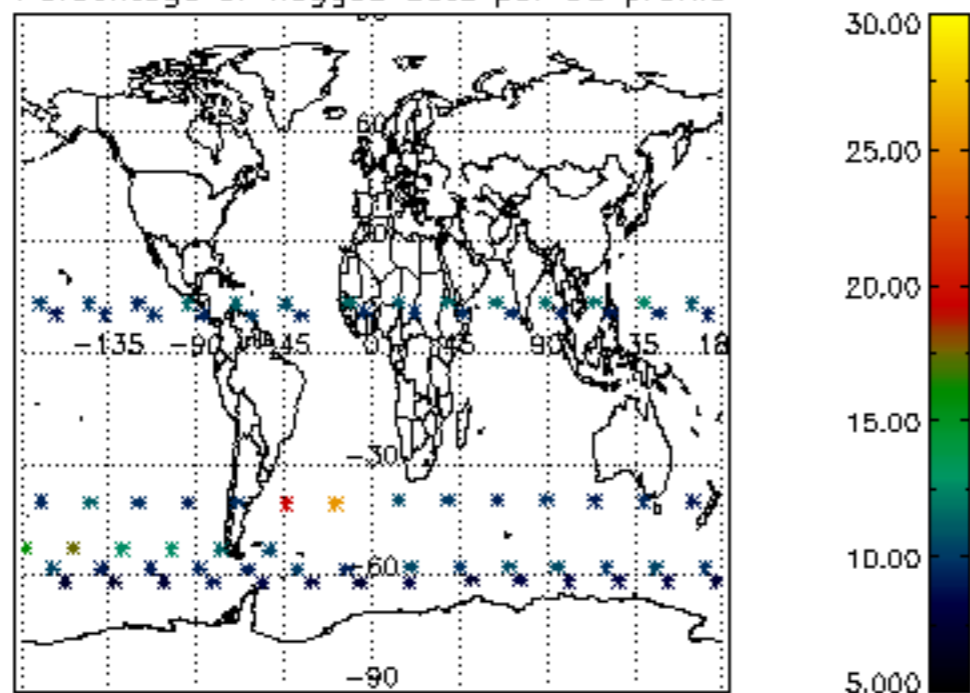




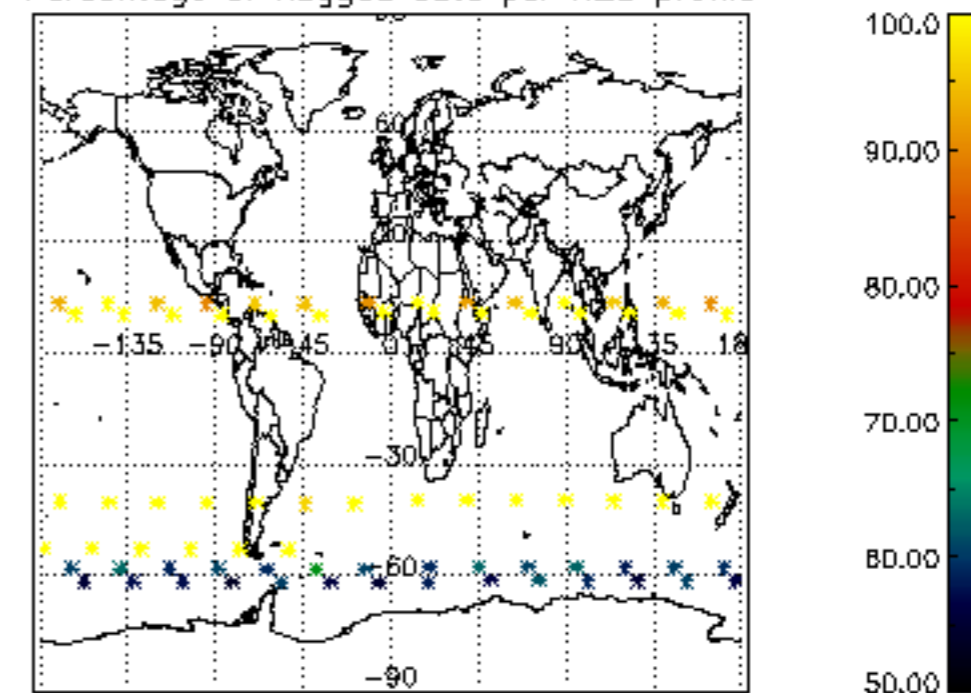




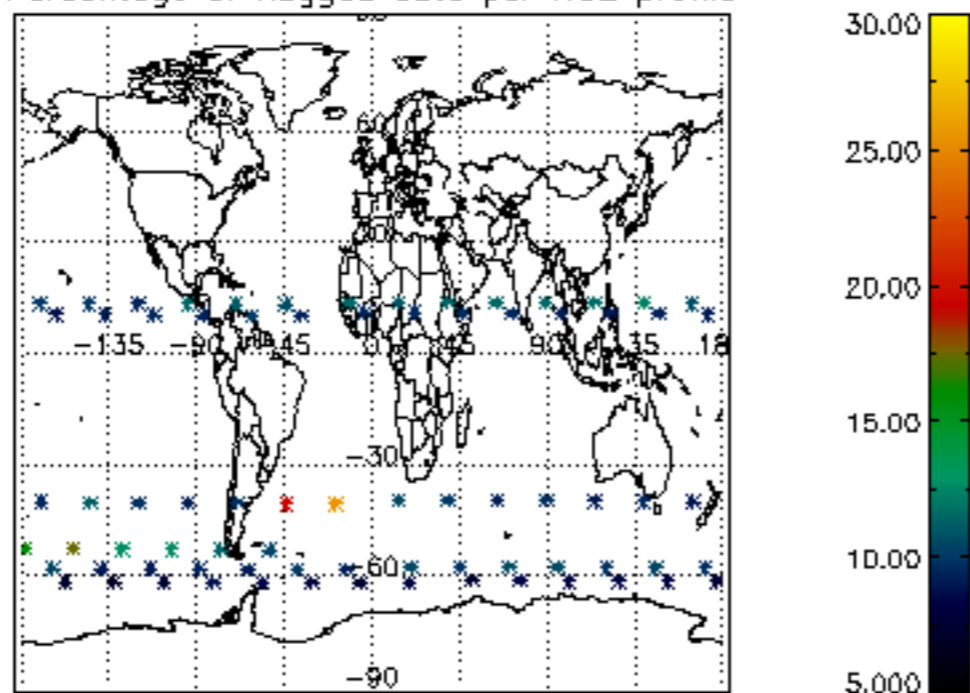
Percentage of flagged data per D3 profile



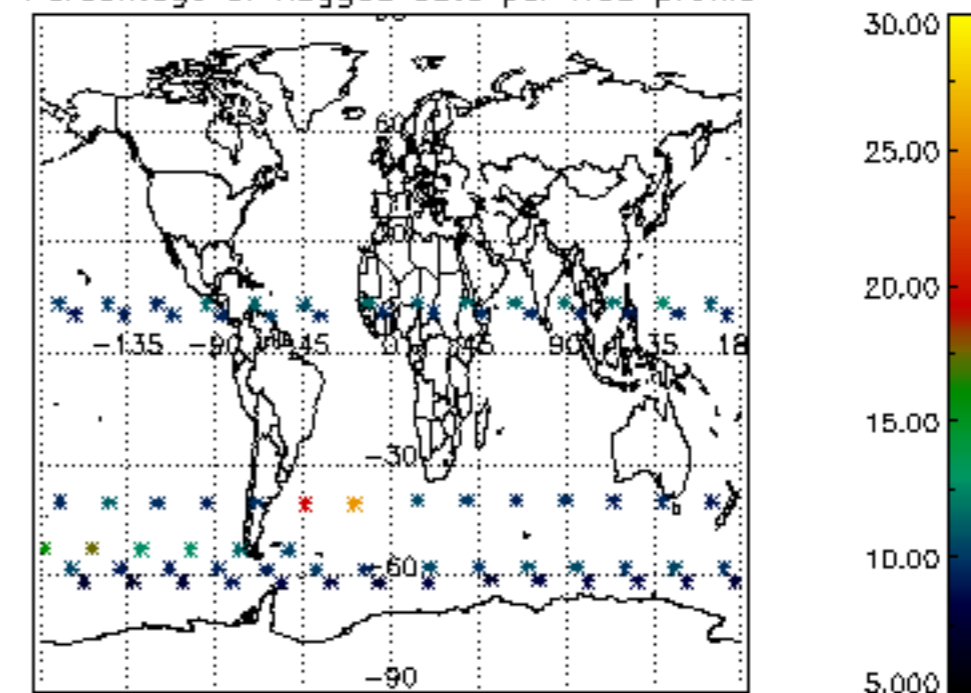
Percentage of flagged data per H2O profile

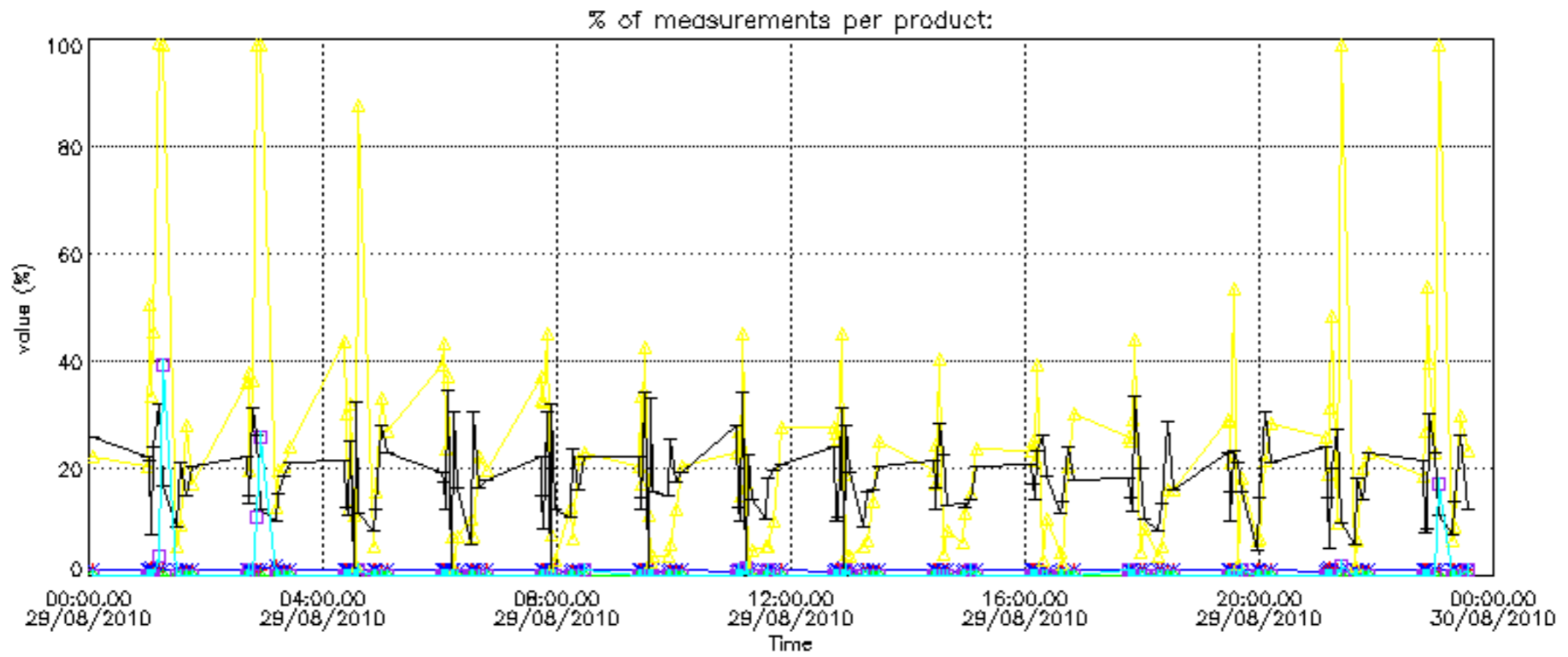


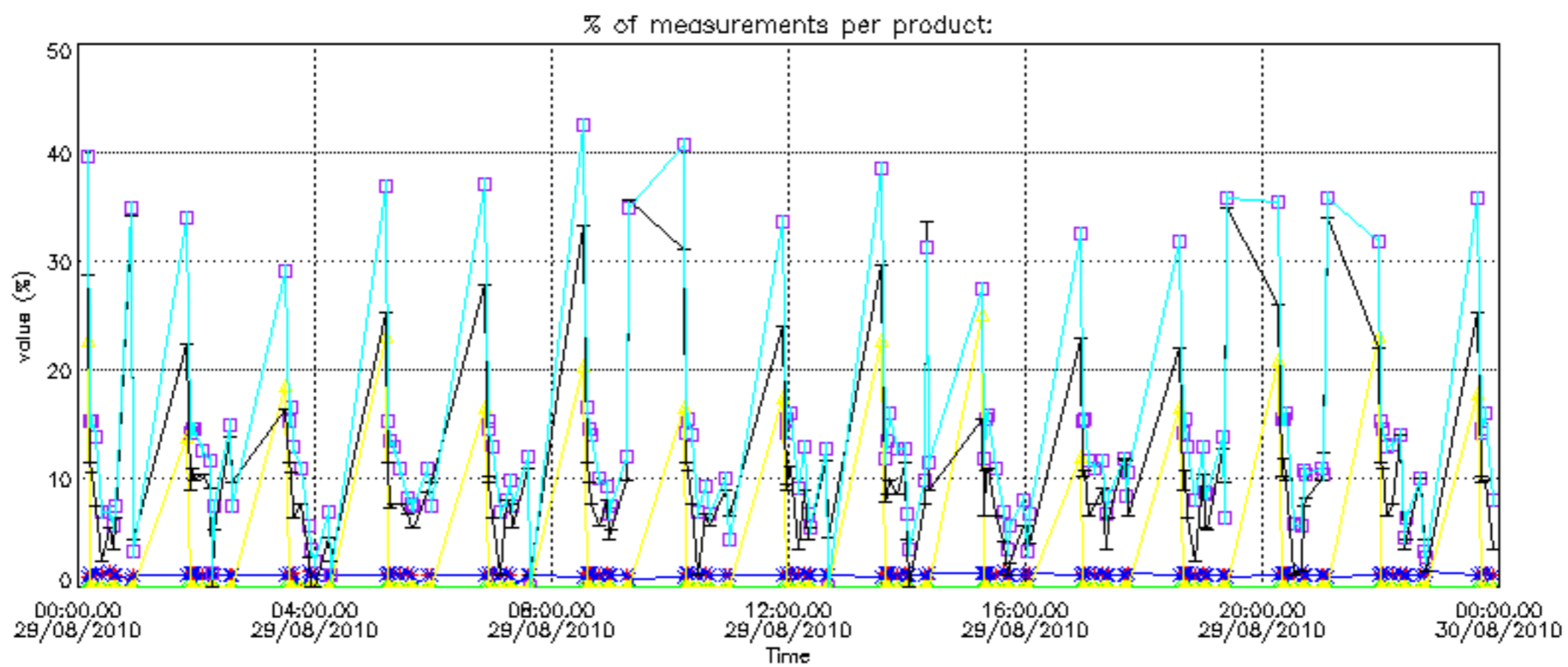
Percentage of flagged data per NO2 profile



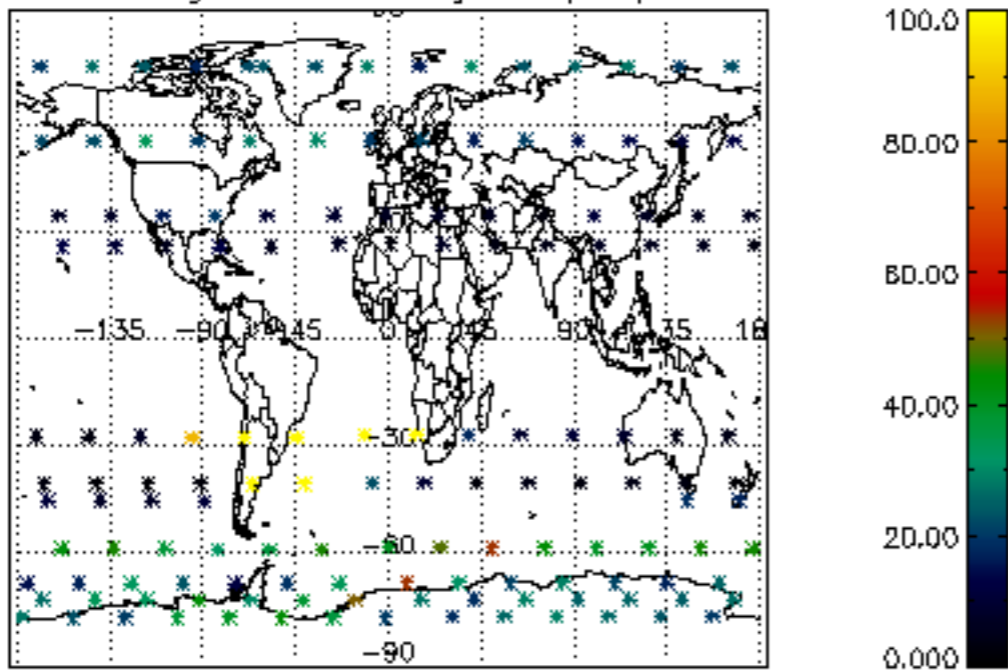
Percentage of flagged data per NO3 profile



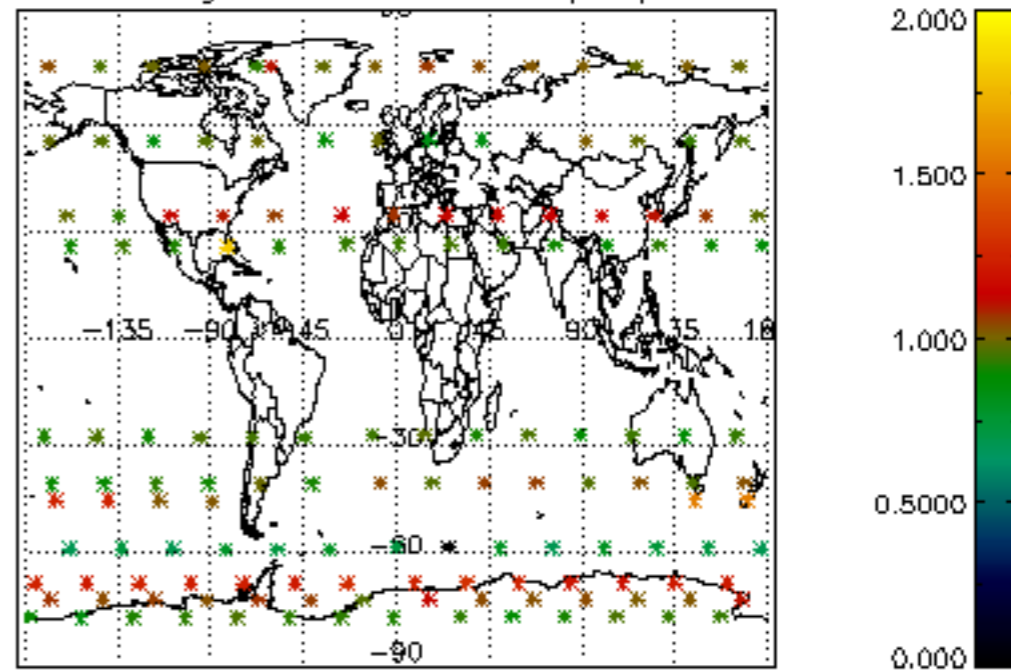




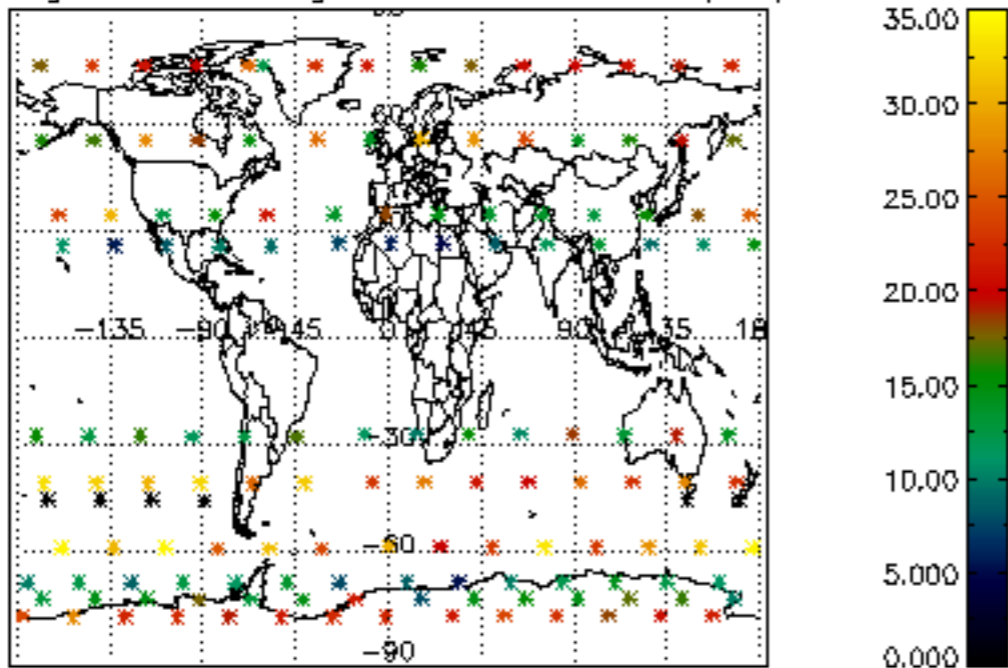
Percentage of cosmic ray hits per profile



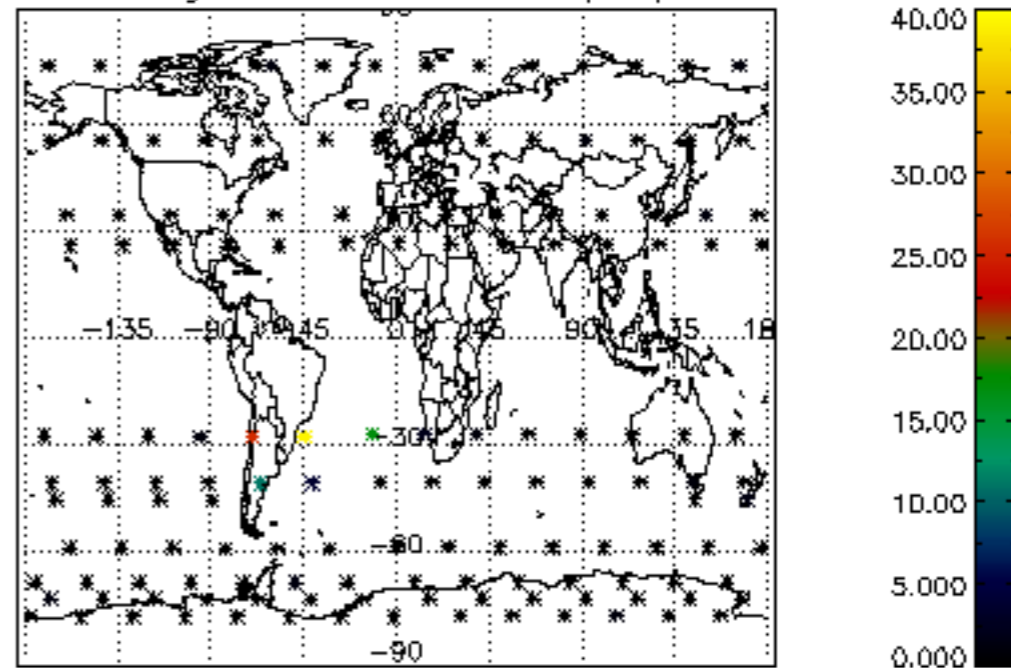
Percentage of datation errors per profile



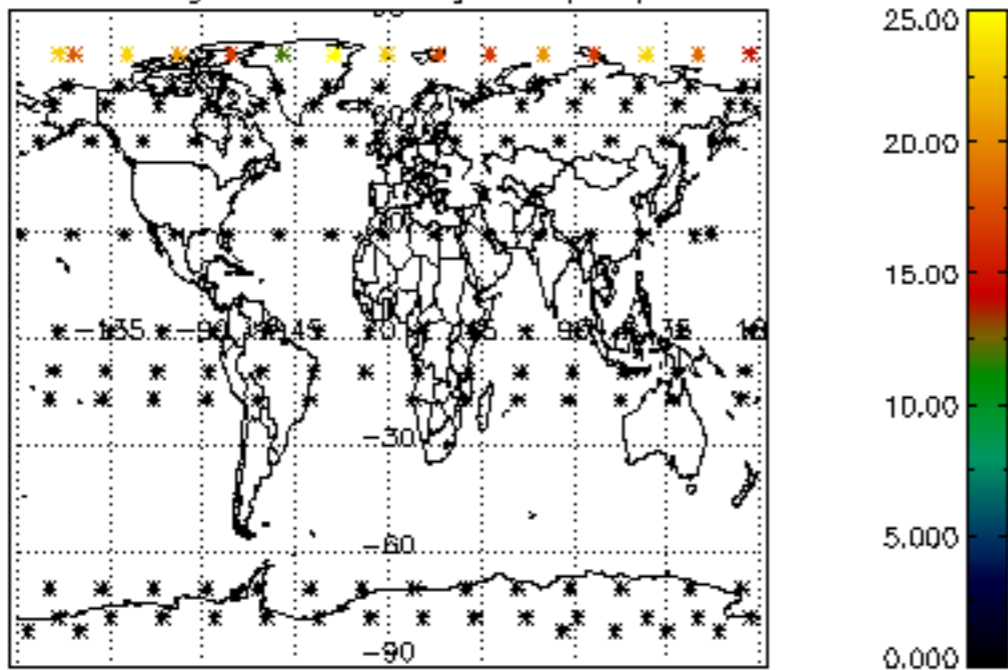
Percentage of star falling outside central band per profile



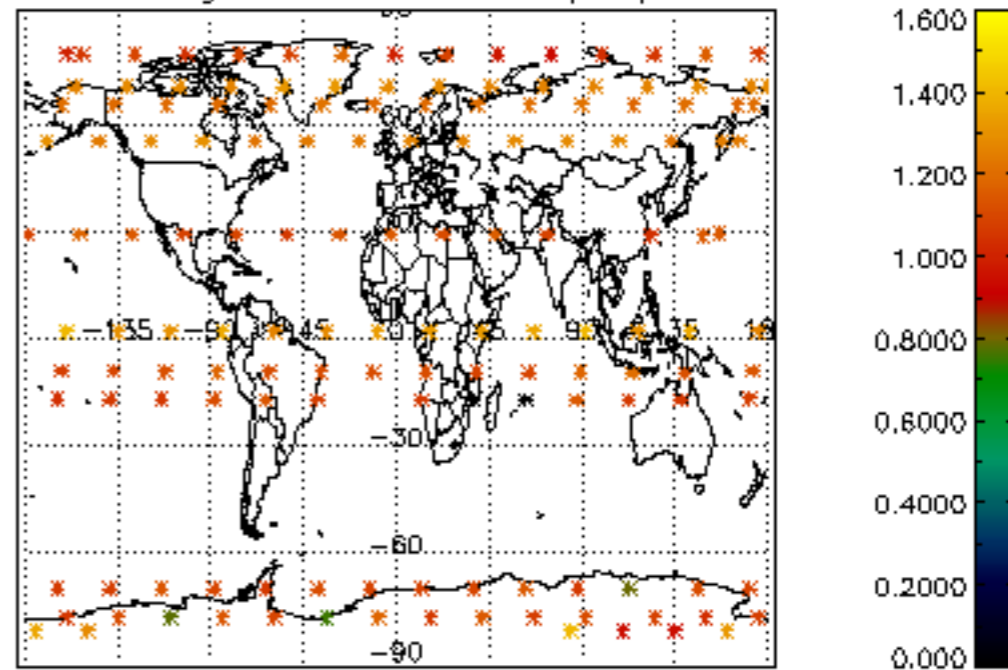
Percentage of saturation errors per profile



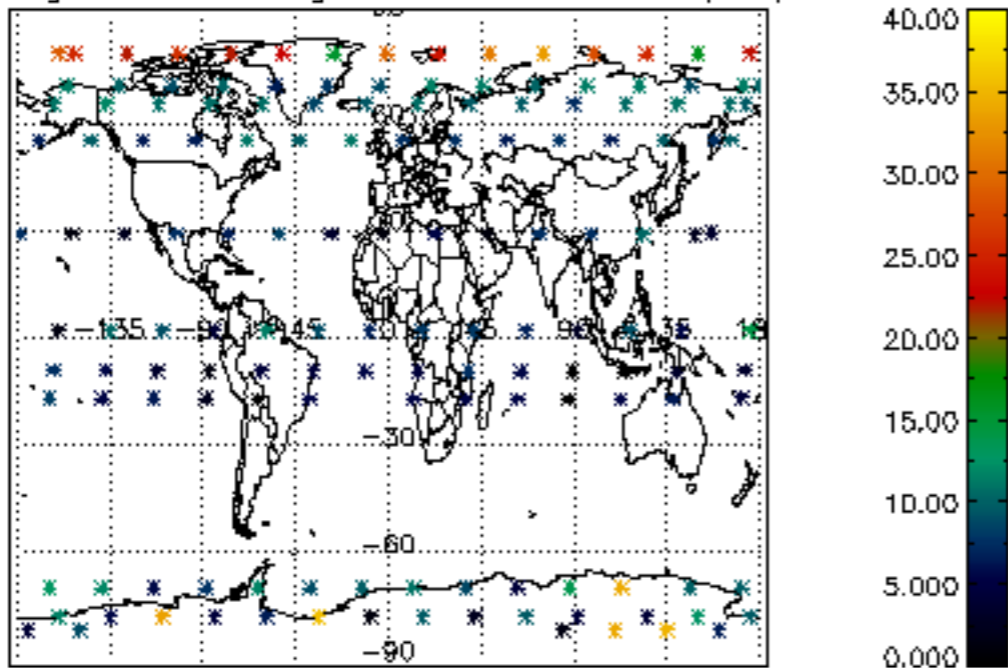
Percentage of cosmic ray hits per profile



Percentage of datation errors per profile



Percentage of star falling outside central band per profile



Percentage of saturation errors per profile

