

GOMOS Level 2 Daily Report

SUMMARY

[1. General Info](#)

[2. Summary of processed GOM_NL_2P products](#)

[3. Level 2 Quality information per product](#)

[3.1 Plot of level 2 quality information per product \(time dependant\)](#)

[3.2 Plot of level 2 quality information per product \(world map\)](#)

[4. Level 1 Quality information per product \(stored on level 2 products\)](#)

[4.1 Plot of level 1 quality information per product \(time dependant\)](#)

[4.1.1 Plot of level 1 quality information per product \(time dependant\): ASCENDING](#)

[4.1.2 Plot of level 1 quality information per product \(time dependant\): DESCENDING](#)

[4.2 Plot of level 1 quality information per product \(world map\)](#)

[4.2.1 Plot of level 1 quality information per product \(world map\): ASCENDING](#)

[4.2.2 Plot of level 1 quality information per product \(world map\): DESCENDING](#)

[5. Ozone profiles based on quality statistics and other trace gas profiles](#)

[5.1 Ozone statistics based on quality of products](#)

[5.2 Plot ozone profiles for all STD \(dark without errors\)](#)

[5.3 Plot ozone profiles where STD < 20% \(dark without errors\)](#)

[5.4. Plot ozone profiles where STD < 10% \(dark without errors\)](#)

[5.5. Plot ozone profiles where STD < 5% \(dark without errors\)](#)

[5.6 Plot NO2 profiles for all STD \(dark without errors\)](#)

[5.7 Plot NO3 profiles for all STD \(dark without errors\)](#)

[5.8 Plot H2O profiles \(only for occultations of stars 1,2,3,4,13,14,16,26,63 dark without errors\) for all STD](#)

[6. Auxiliary Data Files used for the production reported in section 2](#)

This report presents the daily analysis on parameters extracted from GOMOS level 2 data (GOM_NL__2P). It is intended to monitor some important parameters that will impact the quality of these products. A list of level 2 products (and content) that have arrived during the reporting day to the PCF is also given.

Item	Value
Time of report generation	29APR2013 13:54:07
Data source version	GOMOS/6.01
Start time of products	07-08-2010 (07AUG2010 00:00:00)
Stop time of products	08-08-2010 (08AUG2010 00:00:00)
Store outputs in DB	Yes
Nb of level 2 prods	341
Nb of prods with errors	0

2. Summary of processed GOM_NL__2P products.

Nr	Filename	UTC Start time	Limb	Duration	Star Id	Star Name	Star Mag	Star Temp	Nb Meas	Orbit	Prod. error
1	GOM_NL__2PRFIN20100807_000030_00000492091_00460_44101_1681.N1	07-AUG-2010 00:00:30	Bright	49.000	142	49Del Cap	2.8500	8900.0	98	44101	No
2	GOM_NL__2PRFIN20100807_000423_00000462091_00460_44101_1682.N1	07-AUG-2010 00:04:23	Bright	45.500	154	22Bet Aqr	2.8990	5700.0	91	44101	No
3	GOM_NL__2PRFIN20100807_001635_00000422091_00460_44101_1683.N1	07-AUG-2010 00:16:35	Bright	41.500	92	53Eps Cyg	2.5000	4500.0	83	44101	No
4	GOM_NL__2PRFIN20100807_001757_00000392091_00460_44101_1684.N1	07-AUG-2010 00:17:57	Bright	39.000	66	37Gam Cyg	2.2080	5900.0	78	44101	No
5	GOM_NL__2PRFIN20100807_001945_00000422091_00460_44101_1685.N1	07-AUG-2010 00:19:45	Bright	42.000	19	50Alp Cyg	1.2460	10500.	84	44101	No
6	GOM_NL__2PRFIN20100807_002512_00000372091_00460_44101_1686.N1	07-AUG-2010 00:25:12	Bright	37.000	89	5Alp Cep	2.4510	8000.0	74	44101	No
7	GOM_NL__2PRFIN20100807_003312_00000462091_00460_44101_1687.N1	07-AUG-2010 00:33:12	Bright	46.000	76	27Gam Cas	2.3000	30000.	92	44101	No
8	GOM_NL__2PRFIN20100807_003431_00000372091_00460_44101_1688.N1	07-AUG-2010 00:34:31	Bright	37.000	110	37Del Cas	2.6780	8900.0	74	44101	No
9	GOM_NL__2PRFIN20100807_003959_00000522091_00460_44101_1689.N1	07-AUG-2010 00:39:59	Bright	52.000	160	23Gam Per	2.9300	4700.0	104	44101	No
10	GOM_NL__2PRFIN20100807_004146_00000402091_00460_44101_1690.N1	07-AUG-2010 00:41:46	Bright	40.000	35	33Alp Per	1.7950	6250.0	80	44101	No
11	GOM_NL__2PRFIN20100807_004413_00000472091_00460_44101_1691.N1	07-AUG-2010 00:44:13	Bright	47.000	6	13Alp Aur	0.080000	3400.0	94	44101	No
12	GOM_NL__2PRFIN20100807_004604_00000512091_00460_44101_1692.N1	07-AUG-2010 00:46:04	Bright	51.000	149	45Eps Per	2.8880	30000.	102	44101	No
13	GOM_NL__2PRFIN20100807_004941_00000492091_00460_44101_1693.N1	07-AUG-2010 00:49:41	Bright	48.500	28	12Bet Tau	1.6500	15200.	97	44101	No
14	GOM_NL__2PRFIN20100807_005151_00000442091_00460_44101_1694.N1	07-AUG-2010 00:51:51	Twilight	43.500	176	23Zet Tau	3.0200	22000.	87	44101	No
15	GOM_NL__2PRFIN20100807_005438_00000592091_00460_44101_1695.N1	07-AUG-2010 00:54:38	Dark	58.500	13	87Alp Tau	0.86700	3800.0	117	44101	No
16	GOM_NL__2PRFIN20100807_005633_00000432091_00460_44101_1696.N1	07-AUG-2010 00:56:33	Dark	43.000	27	24Gam Ori	1.6360	26000.	86	44101	No
17	GOM_NL__2PRFIN20100807_005829_00000412091_00460_44101_1697.N1	07-AUG-2010 00:58:29	Dark	40.500	30	46Eps Ori	1.6940	30000.	81	44101	No
18	GOM_NL__2PRFIN20100807_005950_00000392091_00460_44101_1698.N1	07-AUG-2010 00:59:50	Dark	39.000	125	44Iot Ori	2.7700	30000.	78	44101	No
19	GOM_NL__2PRFIN20100807_010107_00000522091_00460_44101_1699.N1	07-AUG-2010 01:01:07	Dark	52.000	7	19Bet Ori	0.10000	14000.	104	44101	No
20	GOM_NL__2PRFIN20100807_012053_00000472091_00461_44102_1716.N1	07-AUG-2010 01:20:53	Dark	47.000	9	Alp Eri	0.45300	24000.	94	44102	No
21	GOM_NL__2PRFIN20100807_012607_00000542091_00461_44102_1717.N1	07-AUG-2010 01:26:07	Twilight	53.500	84	Alp Phe	2.3970	4500.0	107	44102	No
22	GOM_NL__2PRFIN20100807_013048_00000482091_00461_44102_1718.N1	07-AUG-2010 01:30:48	Twilight	48.000	31	Alp Gru	1.7340	15200.	96	44102	No
23	GOM_NL__2PRFIN20100807_013435_00000292091_00461_44102_1719.N1	07-AUG-2010 01:34:35	Twilight	29.000	18	24Alp PsA	1.1660	9700.0	58	44102	No
24	GOM_NL__2PRFIN20100807_014107_00000492091_00461_44102_1720.N1	07-AUG-2010 01:41:07	Bright	49.000	142	49Del Cap	2.8500	8900.0	98	44102	No
25	GOM_NL__2PRFIN20100807_014459_00000462091_00461_44102_1721.N1	07-AUG-2010 01:44:59	Bright	46.000	154	22Bet Aqr	2.8990	5700.0	92	44102	No
26	GOM_NL__2PRFIN20100807_015710_00000452091_00461_44102_1722.N1	07-AUG-2010 01:57:10	Bright	44.500	92	53Eps Cyg	2.5000	4500.0	89	44102	No
27	GOM_NL__2PRFIN20100807_015832_00000392091_00461_44102_1723.N1	07-AUG-2010 01:58:32	Bright	38.500	66	37Gam Cyg	2.2080	5900.0	77	44102	No
28	GOM_NL__2PRFIN20100807_020021_00000392091_00461_44102_1724.N1	07-AUG-2010 02:00:21	Bright	38.500	19	50Alp Cyg	1.2460	10500.	77	44102	No
29	GOM_NL__2PRFIN20100807_020547_00000382091_00461_44102_1725.N1	07-AUG-2010 02:05:47	Bright	38.000	89	5Alp Cep	2.4510	8000.0	76	44102	No
30	GOM_NL__2PRFIN20100807_021347_00000462091_00461_44102_1726.N1	07-AUG-2010 02:13:47	Bright	46.000	76	27Gam Cas	2.3000	30000.	92	44102	No
31	GOM_NL__2PRFIN20100807_021506_00000362091_00461_44102_1727.N1	07-AUG-2010 02:15:06	Bright	36.000	110	37Del Cas	2.6780	8900.0	72	44102	No
32	GOM_NL__2PRFIN20100807_022035_00000492091_00461_44102_1728.N1	07-AUG-2010 02:20:35	Bright	49.000	160	23Gam Per	2.9300	4700.0	98	44102	No
33	GOM_NL__2PRFIN20100807_022222_00000352091_00461_44102_1729.N1	07-AUG-2010 02:22:22	Twilight	35.000	35	33Alp Per	1.7950	6250.0	70	44102	No
34	GOM_NL__2PRFIN20100807_022329_00000452091_00461_44102_1730.N1	07-AUG-2010 02:23:29	Bright	45.000	175	39Del Per	3.0100	19400.	90	44102	No
35	GOM_NL__2PRFIN20100807_022640_00000452091_00461_44102_1731.N1	07-AUG-2010 02:26:40	Bright	45.000	149	45Eps Per	2.8880	30000.	90	44102	No
36	GOM_NL__2PRFIN20100807_023017_00000502091_00461_44102_1732.N1	07-AUG-2010 02:30:17	Bright	49.500	28	12Bet Tau	1.6500	15200.	99	44102	No
37	GOM_NL__2PRFIN20100807_023227_00000412091_00461_44102_1733.N1	07-AUG-2010 02:32:27	Twilight	41.000	176	23Zet Tau	3.0200	22000.	82	44102	No
38	GOM_NL__2PRFIN20100807_023514_00000672091_00461_44102_1734.N1	07-AUG-2010 02:35:14	Dark	66.500	13	87Alp Tau	0.86700	3800.0	133	44102	No
39	GOM_NL__2PRFIN20100807_023710_00000432091_00461_44102_1735.N1	07-AUG-2010 02:37:10	Dark	42.500	27	24Gam Ori	1.6360	26000.	85	44102	No
40	GOM_NL__2PRFIN20100807_023905_00000422091_00461_44102_1736.N1	07-AUG-2010 02:39:05	Dark	41.500	30	46Eps Ori	1.6940	30000.	83	44102	No
41	GOM_NL__2PRFIN20100807_024026_00000402091_00461_44102_1737.N1	07-AUG-2010 02:40:26	Dark	39.500	125	44Iot Ori	2.7700	30000.	79	44102	No
42	GOM_NL__2PRFIN20100807_024143_00000422091_00461_44102_1738.N1	07-AUG-2010 02:41:43	Dark	42.000	7	19Bet Ori	0.10000	14000.	84	44102	No

43	GOM_NL__2PRFIN20100807_025625_000000462091_00462_44103_1730.N1	07-AUG-2010 02:56:25	Dark	45.500	157	The1Eri	2.9060	9300.0	91	44103	No
44	GOM_NL__2PRFIN20100807_030130_000000432091_00462_44103_1731.N1	07-AUG-2010 03:01:30	Dark	43.000	9	Alp Eri	0.45300	24000.	86	44103	No
45	GOM_NL__2PRFIN20100807_030644_000000602091_00462_44103_1732.N1	07-AUG-2010 03:06:44	Straylight	59.500	84	Alp Phe	2.3970	4500.0	119	44103	No
46	GOM_NL__2PRFIN20100807_031125_000000432091_00462_44103_1733.N1	07-AUG-2010 03:11:25	Straylight	42.500	31	Alp Gru	1.7340	15200.	85	44103	No
47	GOM_NL__2PRFIN20100807_031511_000000292091_00462_44103_1734.N1	07-AUG-2010 03:15:11	Tw_i_and_stray	29.000	18	24Alp PsA	1.1660	9700.0	58	44103	No
48	GOM_NL__2PRFIN20100807_032143_000000502091_00462_44103_1735.N1	07-AUG-2010 03:21:43	Bright	49.500	142	49Del Cap	2.8500	8900.0	99	44103	No
49	GOM_NL__2PRFIN20100807_032535_000000482091_00462_44103_1736.N1	07-AUG-2010 03:25:35	Bright	47.500	154	22Bet Aqr	2.8990	5700.0	95	44103	No
50	GOM_NL__2PRFIN20100807_033746_000000452091_00462_44103_1737.N1	07-AUG-2010 03:37:46	Bright	44.500	92	53Eps Cyg	2.5000	4500.0	89	44103	No
51	GOM_NL__2PRFIN20100807_033907_000000422091_00462_44103_1738.N1	07-AUG-2010 03:39:07	Bright	41.500	66	37Gam Cyg	2.2080	5900.0	83	44103	No
52	GOM_NL__2PRFIN20100807_034056_000000412091_00462_44103_1739.N1	07-AUG-2010 03:40:56	Bright	41.000	19	50Alp Cyg	1.2460	10500.	82	44103	No
53	GOM_NL__2PRFIN20100807_034623_000000412091_00462_44103_1740.N1	07-AUG-2010 03:46:23	Bright	41.000	89	5Alp Cep	2.4510	8000.0	82	44103	No
54	GOM_NL__2PRFIN20100807_035422_000000462091_00462_44103_1741.N1	07-AUG-2010 03:54:22	Bright	46.000	76	27Gam Cas	2.3000	30000.	92	44103	No
55	GOM_NL__2PRFIN20100807_035542_000000362091_00462_44103_1742.N1	07-AUG-2010 03:55:42	Bright	36.000	110	37Del Cas	2.6780	8900.0	72	44103	No
56	GOM_NL__2PRFIN20100807_040110_000000492091_00462_44103_1743.N1	07-AUG-2010 04:01:10	Bright	49.000	160	23Gam Per	2.9300	4700.0	98	44103	No
57	GOM_NL__2PRFIN20100807_040257_000000352091_00462_44103_1744.N1	07-AUG-2010 04:02:57	Tw_i_and_stray	35.000	35	33Alp Per	1.7950	6250.0	70	44103	No
58	GOM_NL__2PRFIN20100807_040404_000000482091_00462_44103_1745.N1	07-AUG-2010 04:04:04	Bright	48.000	175	39Del Per	3.0100	19400.	96	44103	No
59	GOM_NL__2PRFIN20100807_040715_000000452091_00462_44103_1746.N1	07-AUG-2010 04:07:15	Bright	45.000	149	45Eps Per	2.8880	30000.	90	44103	No
60	GOM_NL__2PRFIN20100807_041053_000000462091_00462_44103_1747.N1	07-AUG-2010 04:10:53	Bright	46.000	28	12Bet Tau	1.6500	15200.	92	44103	No
61	GOM_NL__2PRFIN20100807_041303_000000422091_00462_44103_1748.N1	07-AUG-2010 04:13:03	Tw_i_and_stray	41.500	176	23Zet Tau	3.0200	22000.	83	44103	No
62	GOM_NL__2PRFIN20100807_041551_000000592091_00462_44103_1749.N1	07-AUG-2010 04:15:51	Dark	59.000	13	87Alp Tau	0.86700	3800.0	118	44103	No
63	GOM_NL__2PRFIN20100807_041746_000000432091_00462_44103_1750.N1	07-AUG-2010 04:17:46	Dark	42.500	27	24Gam Ori	1.6360	26000.	85	44103	No
64	GOM_NL__2PRFIN20100807_041941_000000412091_00462_44103_1751.N1	07-AUG-2010 04:19:41	Dark	41.000	30	46Eps Ori	1.6940	30000.	82	44103	No
65	GOM_NL__2PRFIN20100807_042103_000000402091_00462_44103_1752.N1	07-AUG-2010 04:21:03	Dark	40.000	125	44Iot Ori	2.7700	30000.	80	44103	No
66	GOM_NL__2PRFIN20100807_042219_000000492091_00462_44103_1753.N1	07-AUG-2010 04:22:19	Dark	49.000	7	19Bet Ori	0.10000	14000.	98	44103	No
67	GOM_NL__2PRFIN20100807_043702_000000492091_00463_44104_1742.N1	07-AUG-2010 04:37:02	Dark	48.500	157	The1Eri	2.9060	9300.0	97	44104	No
68	GOM_NL__2PRFIN20100807_044206_000000432091_00463_44104_1743.N1	07-AUG-2010 04:42:06	Dark	43.000	9	Alp Eri	0.45300	24000.	86	44104	No
69	GOM_NL__2PRFIN20100807_044721_000000532091_00463_44104_1744.N1	07-AUG-2010 04:47:21	Straylight	53.000	84	Alp Phe	2.3970	4500.0	106	44104	No
70	GOM_NL__2PRFIN20100807_045201_000000442091_00463_44104_1745.N1	07-AUG-2010 04:52:01	Straylight	43.500	31	Alp Gru	1.7340	15200.	87	44104	No
71	GOM_NL__2PRFIN20100807_045548_000000332091_00463_44104_1746.N1	07-AUG-2010 04:55:48	Tw_i_and_stray	33.000	18	24Alp PsA	1.1660	9700.0	66	44104	No
72	GOM_NL__2PRFIN20100807_050219_000000492091_00463_44104_1747.N1	07-AUG-2010 05:02:19	Bright	48.500	142	49Del Cap	2.8500	8900.0	97	44104	No
73	GOM_NL__2PRFIN20100807_050610_000000472091_00463_44104_1748.N1	07-AUG-2010 05:06:10	Bright	47.000	154	22Bet Aqr	2.8990	5700.0	94	44104	No
74	GOM_NL__2PRFIN20100807_051822_000000432091_00463_44104_1749.N1	07-AUG-2010 05:18:22	Bright	43.000	92	53Eps Cyg	2.5000	4500.0	86	44104	No
75	GOM_NL__2PRFIN20100807_051943_000000402091_00463_44104_1750.N1	07-AUG-2010 05:19:43	Bright	40.000	66	37Gam Cyg	2.2080	5900.0	80	44104	No
76	GOM_NL__2PRFIN20100807_052132_000000432091_00463_44104_1751.N1	07-AUG-2010 05:21:32	Bright	42.500	19	50Alp Cyg	1.2460	10500.	85	44104	No
77	GOM_NL__2PRFIN20100807_052658_000000412091_00463_44104_1752.N1	07-AUG-2010 05:26:58	Bright	41.000	89	5Alp Cep	2.4510	8000.0	82	44104	No
78	GOM_NL__2PRFIN20100807_053457_000000462091_00463_44104_1753.N1	07-AUG-2010 05:34:57	Bright	46.000	76	27Gam Cas	2.3000	30000.	92	44104	No
79	GOM_NL__2PRFIN20100807_053617_000000352091_00463_44104_1754.N1	07-AUG-2010 05:36:17	Tw_i_and_stray	34.500	110	37Del Cas	2.6780	8900.0	69	44104	No
80	GOM_NL__2PRFIN20100807_054146_000000452091_00463_44104_1755.N1	07-AUG-2010 05:41:46	Bright	45.000	160	23Gam Per	2.9300	4700.0	90	44104	No
81	GOM_NL__2PRFIN20100807_054333_000000302091_00463_44104_1756.N1	07-AUG-2010 05:43:33	Tw_i_and_stray	30.000	35	33Alp Per	1.7950	6250.0	60	44104	No
82	GOM_NL__2PRFIN20100807_054441_000000482091_00463_44104_1757.N1	07-AUG-2010 05:44:41	Bright	47.500	175	39Del Per	3.0100	19400.	95	44104	No
83	GOM_NL__2PRFIN20100807_054752_000000382091_00463_44104_1758.N1	07-AUG-2010 05:47:52	Bright	38.000	149	45Eps Per	2.8880	30000.	76	44104	No
84	GOM_NL__2PRFIN20100807_055130_000000452091_00463_44104_1759.N1	07-AUG-2010 05:51:30	Bright	45.000	28	12Bet Tau	1.6500	15200.	90	44104	No
85	GOM_NL__2PRFIN20100807_055339_000000412091_00463_44104_1760.N1	07-AUG-2010 05:53:39	Tw_i_and_stray	40.500	176	23Zet Tau	3.0200	22000.	81	44104	No
86	GOM_NL__2PRFIN20100807_055627_000000512091_00463_44104_1761.N1	07-AUG-2010 05:56:27	Dark	50.500	13	87Alp Tau	0.86700	3800.0	101	44104	No
87	GOM_NL__2PRFIN20100807_055822_000000432091_00463_44104_1762.N1	07-AUG-2010 05:58:22	Dark	42.500	27	24Gam Ori	1.6360	26000.	85	44104	No
88	GOM_NL__2PRFIN20100807_060018_000000432091_00463_44104_1763.N1	07-AUG-2010 06:00:18	Dark	42.500	30	46Eps Ori	1.6940	30000.	85	44104	No
89	GOM_NL__2PRFIN20100807_060139_000000422091_00463_44104_1764.N1	07-AUG-2010 06:01:39	Dark	42.000	125	44Iot Ori	2.7700	30000.	84	44104	No
90	GOM_NL__2PRFIN20100807_060256_000000512091_00463_44104_1765.N1	07-AUG-2010 06:02:56	Dark	50.500	7	19Bet Ori	0.10000	14000.	101	44104	No
91	GOM_NL__2PRFIN20100807_061740_000000492091_00464_44105_1751.N1	07-AUG-2010 06:17:40	Dark	48.500	157	The1Eri	2.9060	9300.0	97	44105	No
92	GOM_NL__2PRFIN20100807_062243_000000442091_00464_44105_1752.N1	07-AUG-2010 06:22:43	Dark	43.500	9	Alp Eri	0.45300	24000.	87	44105	No
93	GOM_NL__2PRFIN20100807_062757_000000602091_00464_44105_1753.N1	07-AUG-2010 06:27:57	Straylight	59.500	84	Alp Phe	2.3970	4500.0	119	44105	No
94	GOM_NL__2PRFIN20100807_063238_000000472091_00464_44105_1754.N1	07-AUG-2010 06:32:38	Straylight	46.500	31	Alp Gru	1.7340	15200.	93	44105	No
95	GOM_NL__2PRFIN20100807_063624_000000332091_00464_44105_1755.N1	07-AUG-2010 06:36:24	Tw_i_and_stray	33.000	18	24Alp PsA	1.1660	9700.0	66	44105	No
96	GOM_NL__2PRFIN20100807_064255_000000542091_00464_44105_1756.N1	07-AUG-2010 06:42:55	Bright	53.500	142	49Del Cap	2.8500	8900.0	107	44105	No
97	GOM_NL__2PRFIN20100807_064646_000000482091_00464_44105_1757.N1	07-AUG-2010 06:46:46	Bright	47.500	154	22Bet Aqr	2.8990	5700.0	95	44105	No
98	GOM_NL__2PRFIN20100807_065857_000000432091_00464_44105_1758.N1	07-AUG-2010 06:58:57	Bright	43.000	92	53Eps Cyg	2.5000	4500.0	86	44105	No
99	GOM_NL__2PRFIN20100807_070019_000000402091_00464_44105_1759.N1	07-AUG-2010 07:00:19	Bright	40.000	66	37Gam Cyg	2.2080	5900.0	80	44105	No
100	GOM_NL__2PRFIN20100807_070208_000000442091_00464_44105_1760.N1	07-AUG-2010 07:02:08	Bright	43.500	19	50Alp Cyg	1.2460	10500.	87	44105	No
101	GOM_NL__2PRFIN20100807_070734_000000412091_00464_44105_1761.N1	07-AUG-2010 07:07:34	Bright	41.000	89	5Alp Cep	2.4510	8000.0	82	44105	No

102	GOM_NL__2PRFIN20100807_071533_000000462091_00464_44105_1762.N1	07-AUG-2010 07:15:33	Bright	46.000	76	27Gam Cas	2.3000	30000.	92	44105	No
103	GOM_NL__2PRFIN20100807_071652_000000352091_00464_44105_1763.N1	07-AUG-2010 07:16:52	Tw_i_and_stray	34.500	110	37Del Cas	2.6780	8900.0	69	44105	No
104	GOM_NL__2PRFIN20100807_072221_000000452091_00464_44105_1764.N1	07-AUG-2010 07:22:21	Bright	45.000	160	23Gam Per	2.9300	4700.0	90	44105	No
105	GOM_NL__2PRFIN20100807_072409_000000302091_00464_44105_1765.N1	07-AUG-2010 07:24:09	Tw_i_and_stray	30.000	35	33Alp Per	1.7950	6250.0	60	44105	No
106	GOM_NL__2PRFIN20100807_072516_000000482091_00464_44105_1766.N1	07-AUG-2010 07:25:16	Bright	47.500	175	39Del Per	3.0100	19400.	95	44105	No
107	GOM_NL__2PRFIN20100807_072827_000000382091_00464_44105_1767.N1	07-AUG-2010 07:28:27	Bright	38.000	149	45Eps Per	2.8880	30000.	76	44105	No
108	GOM_NL__2PRFIN20100807_073206_000000462091_00464_44105_1768.N1	07-AUG-2010 07:32:06	Bright	46.000	28	12Bet Tau	1.6500	15200.	92	44105	No
109	GOM_NL__2PRFIN20100807_073416_000000412091_00464_44105_1769.N1	07-AUG-2010 07:34:16	Tw_i_and_stray	41.000	176	23Zet Tau	3.0200	22000.	82	44105	No
110	GOM_NL__2PRFIN20100807_073704_000000602091_00464_44105_1770.N1	07-AUG-2010 07:37:04	Dark	60.000	13	87Alp Tau	0.86700	3800.0	120	44105	No
111	GOM_NL__2PRFIN20100807_073859_000000462091_00464_44105_1771.N1	07-AUG-2010 07:38:59	Dark	45.500	27	24Gam Ori	1.6360	26000.	91	44105	No
112	GOM_NL__2PRFIN20100807_074054_000000462091_00464_44105_1772.N1	07-AUG-2010 07:40:54	Dark	45.500	30	46Eps Ori	1.6940	30000.	91	44105	No
113	GOM_NL__2PRFIN20100807_074216_000000432091_00464_44105_1773.N1	07-AUG-2010 07:42:16	Dark	42.500	125	44Iot Ori	2.7700	30000.	85	44105	No
114	GOM_NL__2PRFIN20100807_074332_000000552091_00464_44105_1774.N1	07-AUG-2010 07:43:32	Dark	54.500	7	19Bet Ori	0.10000	14000.	109	44105	No
115	GOM_NL__2PRFIN20100807_075817_000000492091_00465_44106_1779.N1	07-AUG-2010 07:58:17	Dark	48.500	157	The1Eri	2.9060	9300.0	97	44106	No
116	GOM_NL__2PRFIN20100807_080320_000000512091_00465_44106_1780.N1	07-AUG-2010 08:03:20	Dark	50.500	9	Alp Eri	0.45300	24000.	101	44106	No
117	GOM_NL__2PRFIN20100807_080835_000000532091_00465_44106_1781.N1	07-AUG-2010 08:08:35	Straylight	53.000	84	Alp Phe	2.3970	4500.0	106	44106	No
118	GOM_NL__2PRFIN20100807_081314_000000472091_00465_44106_1782.N1	07-AUG-2010 08:13:14	Straylight	46.500	31	Alp Gru	1.7340	15200.	93	44106	No
119	GOM_NL__2PRFIN20100807_081701_000000362091_00465_44106_1783.N1	07-AUG-2010 08:17:01	Tw_i_and_stray	36.000	18	24Alp PsA	1.1660	9700.0	72	44106	No
120	GOM_NL__2PRFIN20100807_082331_000000502091_00465_44106_1784.N1	07-AUG-2010 08:23:31	Bright	49.500	142	49Del Cap	2.8500	8900.0	99	44106	No
121	GOM_NL__2PRFIN20100807_082722_000000482091_00465_44106_1785.N1	07-AUG-2010 08:27:22	Bright	48.000	154	22Bet Aqr	2.8990	5700.0	96	44106	No
122	GOM_NL__2PRFIN20100807_083933_000000402091_00465_44106_1786.N1	07-AUG-2010 08:39:33	Bright	40.000	92	53Eps Cyg	2.5000	4500.0	80	44106	No
123	GOM_NL__2PRFIN20100807_084055_000000382091_00465_44106_1787.N1	07-AUG-2010 08:40:55	Bright	38.000	66	37Gam Cyg	2.2080	5900.0	76	44106	No
124	GOM_NL__2PRFIN20100807_084243_000000422091_00465_44106_1788.N1	07-AUG-2010 08:42:43	Bright	42.000	19	50Alp Cyg	1.2460	10500.	84	44106	No
125	GOM_NL__2PRFIN20100807_084809_000000412091_00465_44106_1789.N1	07-AUG-2010 08:48:09	Bright	41.000	89	5Alp Cep	2.4510	8000.0	82	44106	No
126	GOM_NL__2PRFIN20100807_085608_000000462091_00465_44106_1790.N1	07-AUG-2010 08:56:08	Bright	46.000	76	27Gam Cas	2.3000	30000.	92	44106	No
127	GOM_NL__2PRFIN20100807_085727_000000352091_00465_44106_1791.N1	07-AUG-2010 08:57:27	Tw_i_and_stray	35.000	110	37Del Cas	2.6780	8900.0	70	44106	No
128	GOM_NL__2PRFIN20100807_090257_000000422091_00465_44106_1792.N1	07-AUG-2010 09:02:57	Bright	42.000	160	23Gam Per	2.9300	4700.0	84	44106	No
129	GOM_NL__2PRFIN20100807_090444_000000252091_00465_44106_1793.N1	07-AUG-2010 09:04:44	Tw_i_and_stray	25.000	35	33Alp Per	1.7950	6250.0	50	44106	No
130	GOM_NL__2PRFIN20100807_090552_000000532091_00465_44106_1794.N1	07-AUG-2010 09:05:52	Bright	53.000	175	39Del Per	3.0100	19400.	106	44106	No
131	GOM_NL__2PRFIN20100807_090903_000000322091_00465_44106_1795.N1	07-AUG-2010 09:09:03	Tw_i_and_stray	32.000	149	45Eps Per	2.8880	30000.	64	44106	No
132	GOM_NL__2PRFIN20100807_091242_000000422091_00465_44106_1796.N1	07-AUG-2010 09:12:42	Bright	41.500	28	12Bet Tau	1.6500	15200.	83	44106	No
133	GOM_NL__2PRFIN20100807_091452_000000402091_00465_44106_1797.N1	07-AUG-2010 09:14:52	Tw_i_and_stray	40.000	176	23Zet Tau	3.0200	22000.	80	44106	No
134	GOM_NL__2PRFIN20100807_091740_000000612091_00465_44106_1798.N1	07-AUG-2010 09:17:40	Dark	61.000	13	87Alp Tau	0.86700	3800.0	122	44106	No
135	GOM_NL__2PRFIN20100807_091935_000000472091_00465_44106_1799.N1	07-AUG-2010 09:19:35	Dark	46.500	27	24Gam Ori	1.6360	26000.	93	44106	No
136	GOM_NL__2PRFIN20100807_092130_000000472091_00465_44106_1800.N1	07-AUG-2010 09:21:30	Dark	47.000	30	46Eps Ori	1.6940	30000.	94	44106	No
137	GOM_NL__2PRFIN20100807_092252_000000422091_00465_44106_1801.N1	07-AUG-2010 09:22:52	Dark	42.000	125	44Iot Ori	2.7700	30000.	84	44106	No
138	GOM_NL__2PRFIN20100807_092409_000000512091_00465_44106_1802.N1	07-AUG-2010 09:24:09	Dark	51.000	7	19Bet Ori	0.10000	14000.	102	44106	No
139	GOM_NL__2PRFIN20100807_092613_000000412091_00465_44106_1803.N1	07-AUG-2010 09:26:13	Dark	40.500	101	11Alp Lep	2.5820	7000.0	81	44106	No
140	GOM_NL__2PRFIN20100807_093853_000000492091_00466_44107_1818.N1	07-AUG-2010 09:38:53	Dark	48.500	157	The1Eri	2.9060	9300.0	97	44107	No
141	GOM_NL__2PRFIN20100807_094356_000000432091_00466_44107_1819.N1	07-AUG-2010 09:43:56	Dark	42.500	9	Alp Eri	0.45300	24000.	85	44107	No
142	GOM_NL__2PRFIN20100807_094912_000000542091_00466_44107_1820.N1	07-AUG-2010 09:49:12	Straylight	53.500	84	Alp Phe	2.3970	4500.0	107	44107	No
143	GOM_NL__2PRFIN20100807_095351_000000452091_00466_44107_1821.N1	07-AUG-2010 09:53:51	Straylight	44.500	31	Alp Gru	1.7340	15200.	89	44107	No
144	GOM_NL__2PRFIN20100807_095738_000000362091_00466_44107_1822.N1	07-AUG-2010 09:57:38	Tw_i_and_stray	36.000	18	24Alp PsA	1.1660	9700.0	72	44107	No
145	GOM_NL__2PRFIN20100807_100407_000000482091_00466_44107_1823.N1	07-AUG-2010 10:04:07	Bright	48.000	142	49Del Cap	2.8500	8900.0	96	44107	No
146	GOM_NL__2PRFIN20100807_100757_000000472091_00466_44107_1824.N1	07-AUG-2010 10:07:57	Bright	46.500	154	22Bet Aqr	2.8990	5700.0	93	44107	No
147	GOM_NL__2PRFIN20100807_102008_000000422091_00466_44107_1825.N1	07-AUG-2010 10:20:08	Bright	41.500	92	53Eps Cyg	2.5000	4500.0	83	44107	No
148	GOM_NL__2PRFIN20100807_102130_000000412091_00466_44107_1826.N1	07-AUG-2010 10:21:30	Bright	40.500	66	37Gam Cyg	2.2080	5900.0	81	44107	No
149	GOM_NL__2PRFIN20100807_102319_000000422091_00466_44107_1827.N1	07-AUG-2010 10:23:19	Bright	41.500	19	50Alp Cyg	1.2460	10500.	83	44107	No
150	GOM_NL__2PRFIN20100807_102845_000000402091_00466_44107_1828.N1	07-AUG-2010 10:28:45	Bright	39.500	89	5Alp Cep	2.4510	8000.0	79	44107	No
151	GOM_NL__2PRFIN20100807_103643_000000462091_00466_44107_1829.N1	07-AUG-2010 10:36:43	Bright	46.000	76	27Gam Cas	2.3000	30000.	92	44107	No
152	GOM_NL__2PRFIN20100807_103803_000000352091_00466_44107_1830.N1	07-AUG-2010 10:38:03	Tw_i_and_stray	35.000	110	37Del Cas	2.6780	8900.0	70	44107	No
153	GOM_NL__2PRFIN20100807_104332_000000422091_00466_44107_1831.N1	07-AUG-2010 10:43:32	Bright	42.000	160	23Gam Per	2.9300	4700.0	84	44107	No
154	GOM_NL__2PRFIN20100807_104520_000000252091_00466_44107_1832.N1	07-AUG-2010 10:45:20	Tw_i_and_stray	25.000	35	33Alp Per	1.7950	6250.0	50	44107	No
155	GOM_NL__2PRFIN20100807_104627_000000482091_00466_44107_1833.N1	07-AUG-2010 10:46:27	Bright	48.000	175	39Del Per	3.0100	19400.	96	44107	No
156	GOM_NL__2PRFIN20100807_104939_000000322091_00466_44107_1834.N1	07-AUG-2010 10:49:39	Tw_i_and_stray	32.000	149	45Eps Per	2.8880	30000.	64	44107	No
157	GOM_NL__2PRFIN20100807_105318_000000502091_00466_44107_1835.N1	07-AUG-2010 10:53:18	Bright	50.000	28	12Bet Tau	1.6500	15200.	100	44107	No
158	GOM_NL__2PRFIN20100807_105528_000000422091_00466_44107_1836.N1	07-AUG-2010 10:55:28	Tw_i_and_stray	41.500	176	23Zet Tau	3.0200	22000.	83	44107	No
159	GOM_NL__2PRFIN20100807_105816_000000612091_00466_44107_1837.N1	07-AUG-2010 10:58:16	Dark	60.500	13	87Alp Tau	0.86700	3800.0	121	44107	No
160	GOM_NL__2PRFIN20100807_110011_000000492091_00466_44107_1838.N1	07-AUG-2010 11:00:11	Dark	48.500	27	24Gam Ori	1.6360	26000.	97	44107	No

161	GOM_NL__2PRFIN20100807_110207_000000462091_00466_44107_1839.N1	07-AUG-2010 11:02:07	Dark	45.500	30	46Eps Ori	1.6940	30000.	91	44107	No
162	GOM_NL__2PRFIN20100807_110328_000000432091_00466_44107_1840.N1	07-AUG-2010 11:03:28	Dark	43.000	125	44Iot Ori	2.7700	30000.	86	44107	No
163	GOM_NL__2PRFIN20100807_110445_000000562091_00466_44107_1841.N1	07-AUG-2010 11:04:45	Dark	55.500	7	19Bet Ori	0.10000	14000.	111	44107	No
164	GOM_NL__2PRFIN20100807_110650_000000422091_00466_44107_1842.N1	07-AUG-2010 11:06:50	Dark	42.000	101	11Alp Lep	2.5820	7000.0	84	44107	No
165	GOM_NL__2PRFIN20100807_111931_000000472091_00467_44108_1846.N1	07-AUG-2010 11:19:31	Dark	46.500	157	The1Eri	2.9060	9300.0	93	44108	No
166	GOM_NL__2PRFIN20100807_112433_000000542091_00467_44108_1847.N1	07-AUG-2010 11:24:33	Dark	53.500	9	Alp Eri	0.45300	24000.	107	44108	No
167	GOM_NL__2PRFIN20100807_112949_000000562091_00467_44108_1848.N1	07-AUG-2010 11:29:49	Straylight	56.000	84	Alp Phe	2.3970	4500.0	112	44108	No
168	GOM_NL__2PRFIN20100807_113427_000000442091_00467_44108_1849.N1	07-AUG-2010 11:34:27	Straylight	44.000	31	Alp Gru	1.7340	15200.	88	44108	No
169	GOM_NL__2PRFIN20100807_113814_000000402091_00467_44108_1850.N1	07-AUG-2010 11:38:14	Twi_and_stray	40.000	18	24Alp PsA	1.1660	9700.0	80	44108	No
170	GOM_NL__2PRFIN20100807_114443_000000492091_00467_44108_1851.N1	07-AUG-2010 11:44:43	Bright	48.500	142	49Del Cap	2.8500	8900.0	97	44108	No
171	GOM_NL__2PRFIN20100807_114833_000000482091_00467_44108_1852.N1	07-AUG-2010 11:48:33	Bright	48.000	154	22Bet Aqr	2.8990	5700.0	96	44108	No
172	GOM_NL__2PRFIN20100807_120044_000000392091_00467_44108_1853.N1	07-AUG-2010 12:00:44	Bright	38.500	92	53Eps Cyg	2.5000	4500.0	77	44108	No
173	GOM_NL__2PRFIN20100807_120206_000000382091_00467_44108_1854.N1	07-AUG-2010 12:02:06	Bright	37.500	66	37Gam Cyg	2.2080	5900.0	75	44108	No
174	GOM_NL__2PRFIN20100807_120354_000000452091_00467_44108_1855.N1	07-AUG-2010 12:03:54	Bright	44.500	19	50Alp Cyg	1.2460	10500.	89	44108	No
175	GOM_NL__2PRFIN20100807_120920_000000412091_00467_44108_1856.N1	07-AUG-2010 12:09:20	Bright	40.500	89	5Alp Cep	2.4510	8000.0	81	44108	No
176	GOM_NL__2PRFIN20100807_121718_000000462091_00467_44108_1857.N1	07-AUG-2010 12:17:18	Bright	46.000	76	27Gam Cas	2.3000	30000.	92	44108	No
177	GOM_NL__2PRFIN20100807_121838_000000342091_00467_44108_1858.N1	07-AUG-2010 12:18:38	Twi_and_stray	34.000	110	37Del Cas	2.6780	8900.0	68	44108	No
178	GOM_NL__2PRFIN20100807_122408_000000382091_00467_44108_1859.N1	07-AUG-2010 12:24:08	Bright	38.000	160	23Gam Per	2.9300	4700.0	76	44108	No
179	GOM_NL__2PRFIN20100807_122703_000000712091_00467_44108_1860.N1	07-AUG-2010 12:27:03	Bright	71.000	175	39Del Per	3.0100	19400.	142	44108	No
180	GOM_NL__2PRFIN20100807_123015_000000252091_00467_44108_1861.N1	07-AUG-2010 12:30:15	Twi_and_stray	25.000	149	45Eps Per	2.8880	30000.	50	44108	No
181	GOM_NL__2PRFIN20100807_123354_000000502091_00467_44108_1862.N1	07-AUG-2010 12:33:54	Bright	49.500	28	12Bet Tau	1.6500	15200.	99	44108	No
182	GOM_NL__2PRFIN20100807_123604_000000432091_00467_44108_1863.N1	07-AUG-2010 12:36:04	Twi_and_stray	42.500	176	23Zet Tau	3.0200	22000.	85	44108	No
183	GOM_NL__2PRFIN20100807_123853_000000662091_00467_44108_1864.N1	07-AUG-2010 12:38:53	Dark	65.500	13	87Alp Tau	0.86700	3800.0	131	44108	No
184	GOM_NL__2PRFIN20100807_124048_000000472091_00467_44108_1865.N1	07-AUG-2010 12:40:48	Dark	47.000	27	24Gam Ori	1.6360	26000.	94	44108	No
185	GOM_NL__2PRFIN20100807_124243_000000482091_00467_44108_1866.N1	07-AUG-2010 12:42:43	Dark	47.500	30	46Eps Ori	1.6940	30000.	95	44108	No
186	GOM_NL__2PRFIN20100807_124404_000000432091_00467_44108_1867.N1	07-AUG-2010 12:44:04	Dark	42.500	125	44Iot Ori	2.7700	30000.	85	44108	No
187	GOM_NL__2PRFIN20100807_124522_000000552091_00467_44108_1868.N1	07-AUG-2010 12:45:22	Dark	54.500	7	19Bet Ori	0.10000	14000.	109	44108	No
188	GOM_NL__2PRFIN20100807_124726_000000432091_00467_44108_1869.N1	07-AUG-2010 12:47:26	Dark	42.500	101	11Alp Lep	2.5820	7000.0	85	44108	No
189	GOM_NL__2PRFIN20100807_130007_000000482091_00468_44109_1883.N1	07-AUG-2010 13:00:07	Dark	48.000	157	The1Eri	2.9060	9300.0	96	44109	No
190	GOM_NL__2PRFIN20100807_130509_000000452091_00468_44109_1884.N1	07-AUG-2010 13:05:09	Dark	44.500	9	Alp Eri	0.45300	24000.	89	44109	No
191	GOM_NL__2PRFIN20100807_131025_000000572091_00468_44109_1885.N1	07-AUG-2010 13:10:25	Straylight	56.500	84	Alp Phe	2.3970	4500.0	113	44109	No
192	GOM_NL__2PRFIN20100807_131503_000000452091_00468_44109_1886.N1	07-AUG-2010 13:15:03	Straylight	45.000	31	Alp Gru	1.7340	15200.	90	44109	No
193	GOM_NL__2PRFIN20100807_131851_000000402091_00468_44109_1887.N1	07-AUG-2010 13:18:51	Twi_and_stray	40.000	18	24Alp PsA	1.1660	9700.0	80	44109	No
194	GOM_NL__2PRFIN20100807_132519_000000492091_00468_44109_1888.N1	07-AUG-2010 13:25:19	Bright	49.000	142	49Del Cap	2.8500	8900.0	98	44109	No
195	GOM_NL__2PRFIN20100807_132909_000000492091_00468_44109_1889.N1	07-AUG-2010 13:29:09	Bright	48.500	154	22Bet Aqr	2.8990	5700.0	97	44109	No
196	GOM_NL__2PRFIN20100807_134119_000000442091_00468_44109_1890.N1	07-AUG-2010 13:41:19	Bright	44.000	92	53Eps Cyg	2.5000	4500.0	88	44109	No
197	GOM_NL__2PRFIN20100807_134241_000000432091_00468_44109_1891.N1	07-AUG-2010 13:42:41	Bright	43.000	66	37Gam Cyg	2.2080	5900.0	86	44109	No
198	GOM_NL__2PRFIN20100807_134429_000000402091_00468_44109_1892.N1	07-AUG-2010 13:44:29	Bright	40.000	19	50Alp Cyg	1.2460	10500.	80	44109	No
199	GOM_NL__2PRFIN20100807_134956_000000412091_00468_44109_1893.N1	07-AUG-2010 13:49:56	Bright	41.000	89	5Alp Cep	2.4510	8000.0	82	44109	No
200	GOM_NL__2PRFIN20100807_135753_000000462091_00468_44109_1894.N1	07-AUG-2010 13:57:53	Bright	46.000	76	27Gam Cas	2.3000	30000.	92	44109	No
201	GOM_NL__2PRFIN20100807_140443_000000382091_00468_44109_1895.N1	07-AUG-2010 14:04:43	Bright	38.000	160	23Gam Per	2.9300	4700.0	76	44109	No
202	GOM_NL__2PRFIN20100807_140739_000000542091_00468_44109_1896.N1	07-AUG-2010 14:07:39	Bright	54.000	175	39Del Per	3.0100	19400.	108	44109	No
203	GOM_NL__2PRFIN20100807_141050_000000252091_00468_44109_1897.N1	07-AUG-2010 14:10:50	Twi_and_stray	25.000	149	45Eps Per	2.8880	30000.	50	44109	No
204	GOM_NL__2PRFIN20100807_141430_000000472091_00468_44109_1898.N1	07-AUG-2010 14:14:30	Bright	47.000	28	12Bet Tau	1.6500	15200.	94	44109	No
205	GOM_NL__2PRFIN20100807_141640_000000442091_00468_44109_1899.N1	07-AUG-2010 14:16:40	Twi_and_stray	43.500	176	23Zet Tau	3.0200	22000.	87	44109	No
206	GOM_NL__2PRFIN20100807_141929_000000662091_00468_44109_1900.N1	07-AUG-2010 14:19:29	Dark	66.000	13	87Alp Tau	0.86700	3800.0	132	44109	No
207	GOM_NL__2PRFIN20100807_142124_000000482091_00468_44109_1901.N1	07-AUG-2010 14:21:24	Dark	48.000	27	24Gam Ori	1.6360	26000.	96	44109	No
208	GOM_NL__2PRFIN20100807_142319_000000462091_00468_44109_1902.N1	07-AUG-2010 14:23:19	Dark	45.500	30	46Eps Ori	1.6940	30000.	91	44109	No
209	GOM_NL__2PRFIN20100807_142441_000000432091_00468_44109_1903.N1	07-AUG-2010 14:24:41	Dark	42.500	125	44Iot Ori	2.7700	30000.	85	44109	No
210	GOM_NL__2PRFIN20100807_142559_000000522091_00468_44109_1904.N1	07-AUG-2010 14:25:59	Dark	51.500	7	19Bet Ori	0.10000	14000.	103	44109	No
211	GOM_NL__2PRFIN20100807_142803_000000452091_00468_44109_1905.N1	07-AUG-2010 14:28:03	Dark	44.500	101	11Alp Lep	2.5820	7000.0	89	44109	No
212	GOM_NL__2PRFIN20100807_144045_000000492091_00469_44110_1909.N1	07-AUG-2010 14:40:45	Dark	49.000	157	The1Eri	2.9060	9300.0	98	44110	No
213	GOM_NL__2PRFIN20100807_144546_000000442091_00469_44110_1910.N1	07-AUG-2010 14:45:46	Dark	44.000	9	Alp Eri	0.45300	24000.	88	44110	No
214	GOM_NL__2PRFIN20100807_145102_000000572091_00469_44110_1911.N1	07-AUG-2010 14:51:02	Straylight	56.500	84	Alp Phe	2.3970	4500.0	113	44110	No
215	GOM_NL__2PRFIN20100807_145539_000000462091_00469_44110_1912.N1	07-AUG-2010 14:55:39	Straylight	46.000	31	Alp Gru	1.7340	15200.	92	44110	No
216	GOM_NL__2PRFIN20100807_145927_000000442091_00469_44110_1913.N1	07-AUG-2010 14:59:27	Twi_and_stray	43.500	18	24Alp PsA	1.1660	9700.0	87	44110	No
217	GOM_NL__2PRFIN20100807_150555_000000492091_00469_44110_1914.N1	07-AUG-2010 15:05:55	Bright	48.500	142	49Del Cap	2.8500	8900.0	97	44110	No
218	GOM_NL__2PRFIN20100807_150945_000000492091_00469_44110_1915.N1	07-AUG-2010 15:09:45	Bright	48.500	154	22Bet Aqr	2.8990	5700.0	97	44110	No
219	GOM_NL__2PRFIN20100807_152155_000000432091_00469_44110_1916.N1	07-AUG-2010 15:21:55	Bright	42.500	92	53Eps Cyg	2.5000	4500.0	85	44110	No

220	GOM_NL__2PRFIN20100807_152317_000000422091_00469_44110_1917.N1	07-AUG-2010 15:23:17	Bright	41.500	66	37Gam Cyg	2.2080	5900.0	83	44110	No
221	GOM_NL__2PRFIN20100807_152505_000000432091_00469_44110_1918.N1	07-AUG-2010 15:25:05	Bright	42.500	19	50Alp Cyg	1.2460	10500.	85	44110	No
222	GOM_NL__2PRFIN20100807_153031_000000412091_00469_44110_1919.N1	07-AUG-2010 15:30:31	Bright	40.500	89	5Alp Cep	2.4510	8000.0	81	44110	No
223	GOM_NL__2PRFIN20100807_153828_000000462091_00469_44110_1920.N1	07-AUG-2010 15:38:28	Bright	46.000	76	27Gam Cas	2.3000	30000.	92	44110	No
224	GOM_NL__2PRFIN20100807_153948_000000332091_00469_44110_1921.N1	07-AUG-2010 15:39:48	Tw_i_and_stray	33.000	110	37Del Cas	2.6780	8900.0	66	44110	No
225	GOM_NL__2PRFIN20100807_154519_000000342091_00469_44110_1922.N1	07-AUG-2010 15:45:19	Tw_i_and_stray	34.000	160	23Gam Per	2.9300	4700.0	68	44110	No
226	GOM_NL__2PRFIN20100807_154814_000000482091_00469_44110_1923.N1	07-AUG-2010 15:48:14	Bright	48.000	175	39Del Per	3.0100	19400.	96	44110	No
227	GOM_NL__2PRFIN20100807_155213_000000372091_00469_44110_1924.N1	07-AUG-2010 15:52:13	Bright	36.500	107	37The Aur	2.6490	11000.	73	44110	No
228	GOM_NL__2PRFIN20100807_155506_000000492091_00469_44110_1925.N1	07-AUG-2010 15:55:06	Bright	48.500	28	12Bet Tau	1.6500	15200.	97	44110	No
229	GOM_NL__2PRFIN20100807_155716_000000432091_00469_44110_1926.N1	07-AUG-2010 15:57:16	Tw_i_and_stray	42.500	176	23Zet Tau	3.0200	22000.	85	44110	No
230	GOM_NL__2PRFIN20100807_160006_000000622091_00469_44110_1927.N1	07-AUG-2010 16:00:06	Dark	61.500	13	87Alp Tau	0.86700	3800.0	123	44110	No
231	GOM_NL__2PRFIN20100807_160201_000000472091_00469_44110_1928.N1	07-AUG-2010 16:02:01	Dark	47.000	27	24Gam Ori	1.6360	26000.	94	44110	No
232	GOM_NL__2PRFIN20100807_160356_000000462091_00469_44110_1929.N1	07-AUG-2010 16:03:56	Dark	46.000	30	46Eps Ori	1.6940	30000.	92	44110	No
233	GOM_NL__2PRFIN20100807_160517_000000442091_00469_44110_1930.N1	07-AUG-2010 16:05:17	Dark	43.500	125	44lot Ori	2.7700	30000.	87	44110	No
234	GOM_NL__2PRFIN20100807_160635_000000582091_00469_44110_1931.N1	07-AUG-2010 16:06:35	Dark	58.000	7	19Bet Ori	0.10000	14000.	116	44110	No
235	GOM_NL__2PRFIN20100807_160839_000000442091_00469_44110_1932.N1	07-AUG-2010 16:08:39	Dark	44.000	101	11Alp Lep	2.5820	7000.0	88	44110	No
236	GOM_NL__2PRFIN20100807_162622_000000462091_00470_44111_1954.N1	07-AUG-2010 16:26:22	Dark	45.500	9	Alp Eri	0.45300	24000.	91	44111	No
237	GOM_NL__2PRFIN20100807_163139_000000592091_00470_44111_1955.N1	07-AUG-2010 16:31:39	Straylight	58.500	84	Alp Phe	2.3970	4500.0	117	44111	No
238	GOM_NL__2PRFIN20100807_163616_000000442091_00470_44111_1956.N1	07-AUG-2010 16:36:16	Straylight	44.000	31	Alp Gru	1.7340	15200.	88	44111	No
239	GOM_NL__2PRFIN20100807_164003_000000442091_00470_44111_1957.N1	07-AUG-2010 16:40:03	Tw_i_and_stray	44.000	18	24Alp PsA	1.1660	9700.0	88	44111	No
240	GOM_NL__2PRFIN20100807_164631_000000472091_00470_44111_1958.N1	07-AUG-2010 16:46:31	Bright	47.000	142	49Del Cap	2.8500	8900.0	94	44111	No
241	GOM_NL__2PRFIN20100807_165021_000000482091_00470_44111_1959.N1	07-AUG-2010 16:50:21	Bright	47.500	154	22Bet Aqr	2.8990	5700.0	95	44111	No
242	GOM_NL__2PRFIN20100807_170230_000000432091_00470_44111_1960.N1	07-AUG-2010 17:02:30	Bright	43.000	92	53Eps Cyg	2.5000	4500.0	86	44111	No
243	GOM_NL__2PRFIN20100807_170353_000000412091_00470_44111_1961.N1	07-AUG-2010 17:03:53	Bright	40.500	66	37Gam Cyg	2.2080	5900.0	81	44111	No
244	GOM_NL__2PRFIN20100807_170541_000000402091_00470_44111_1962.N1	07-AUG-2010 17:05:41	Bright	39.500	19	50Alp Cyg	1.2460	10500.	79	44111	No
245	GOM_NL__2PRFIN20100807_171107_000000412091_00470_44111_1963.N1	07-AUG-2010 17:11:07	Bright	40.500	89	5Alp Cep	2.4510	8000.0	81	44111	No
246	GOM_NL__2PRFIN20100807_171904_000000462091_00470_44111_1964.N1	07-AUG-2010 17:19:04	Bright	46.000	76	27Gam Cas	2.3000	30000.	92	44111	No
247	GOM_NL__2PRFIN20100807_172023_000000332091_00470_44111_1965.N1	07-AUG-2010 17:20:23	Tw_i_and_stray	33.000	110	37Del Cas	2.6780	8900.0	66	44111	No
248	GOM_NL__2PRFIN20100807_172554_000000342091_00470_44111_1966.N1	07-AUG-2010 17:25:54	Tw_i_and_stray	34.000	160	23Gam Per	2.9300	4700.0	68	44111	No
249	GOM_NL__2PRFIN20100807_172850_000000472091_00470_44111_1967.N1	07-AUG-2010 17:28:50	Bright	47.000	175	39Del Per	3.0100	19400.	94	44111	No
250	GOM_NL__2PRFIN20100807_173249_000000382091_00470_44111_1968.N1	07-AUG-2010 17:32:49	Bright	37.500	107	37The Aur	2.6490	11000.	75	44111	No
251	GOM_NL__2PRFIN20100807_173542_000000482091_00470_44111_1969.N1	07-AUG-2010 17:35:42	Bright	47.500	28	12Bet Tau	1.6500	15200.	95	44111	No
252	GOM_NL__2PRFIN20100807_173753_000000442091_00470_44111_1970.N1	07-AUG-2010 17:37:53	Tw_i_and_stray	43.500	176	23Zet Tau	3.0200	22000.	87	44111	No
253	GOM_NL__2PRFIN20100807_174042_000000692091_00470_44111_1971.N1	07-AUG-2010 17:40:42	Dark	69.000	13	87Alp Tau	0.86700	3800.0	138	44111	No
254	GOM_NL__2PRFIN20100807_174237_000000482091_00470_44111_1972.N1	07-AUG-2010 17:42:37	Dark	47.500	27	24Gam Ori	1.6360	26000.	95	44111	No
255	GOM_NL__2PRFIN20100807_174432_000000452091_00470_44111_1973.N1	07-AUG-2010 17:44:32	Dark	45.000	30	46Eps Ori	1.6940	30000.	90	44111	No
256	GOM_NL__2PRFIN20100807_174554_000000432091_00470_44111_1974.N1	07-AUG-2010 17:45:54	Dark	42.500	125	44lot Ori	2.7700	30000.	85	44111	No
257	GOM_NL__2PRFIN20100807_174711_000000512091_00470_44111_1975.N1	07-AUG-2010 17:47:11	Dark	50.500	7	19Bet Ori	0.10000	14000.	101	44111	No
258	GOM_NL__2PRFIN20100807_174916_000000412091_00470_44111_1976.N1	07-AUG-2010 17:49:16	Dark	41.000	101	11Alp Lep	2.5820	7000.0	82	44111	No
259	GOM_NL__2PRFIN20100807_180159_000000492091_00471_44112_2049.N1	07-AUG-2010 18:01:59	Dark	48.500	157	The1Eri	2.9060	9300.0	97	44112	No
260	GOM_NL__2PRFIN20100807_180659_000000492091_00471_44112_2050.N1	07-AUG-2010 18:06:59	Dark	48.500	9	Alp Eri	0.45300	24000.	97	44112	No
261	GOM_NL__2PRFIN20100807_181216_000000552091_00471_44112_2051.N1	07-AUG-2010 18:12:16	Straylight	55.000	84	Alp Phe	2.3970	4500.0	110	44112	No
262	GOM_NL__2PRFIN20100807_181653_000000482091_00471_44112_2052.N1	07-AUG-2010 18:16:53	Straylight	47.500	31	Alp Gru	1.7340	15200.	95	44112	No
263	GOM_NL__2PRFIN20100807_182040_000000472091_00471_44112_2053.N1	07-AUG-2010 18:20:40	Tw_i_and_stray	47.000	18	24Alp PsA	1.1660	9700.0	94	44112	No
264	GOM_NL__2PRFIN20100807_182707_000000502091_00471_44112_2054.N1	07-AUG-2010 18:27:07	Bright	50.000	142	49Del Cap	2.8500	8900.0	100	44112	No
265	GOM_NL__2PRFIN20100807_183057_000000482091_00471_44112_2055.N1	07-AUG-2010 18:30:57	Bright	48.000	154	22Bet Aqr	2.8990	5700.0	96	44112	No
266	GOM_NL__2PRFIN20100807_184306_000000422091_00471_44112_2056.N1	07-AUG-2010 18:43:06	Bright	42.000	92	53Eps Cyg	2.5000	4500.0	84	44112	No
267	GOM_NL__2PRFIN20100807_184429_000000422091_00471_44112_2057.N1	07-AUG-2010 18:44:29	Bright	41.500	66	37Gam Cyg	2.2080	5900.0	83	44112	No
268	GOM_NL__2PRFIN20100807_184616_000000442091_00471_44112_2058.N1	07-AUG-2010 18:46:16	Bright	44.000	19	50Alp Cyg	1.2460	10500.	88	44112	No
269	GOM_NL__2PRFIN20100807_185143_000000422091_00471_44112_2059.N1	07-AUG-2010 18:51:43	Bright	42.000	89	5Alp Cep	2.4510	8000.0	84	44112	No
270	GOM_NL__2PRFIN20100807_185939_000000462091_00471_44112_2060.N1	07-AUG-2010 18:59:39	Bright	46.000	76	27Gam Cas	2.3000	30000.	92	44112	No
271	GOM_NL__2PRFIN20100807_190059_000000322091_00471_44112_2061.N1	07-AUG-2010 19:00:59	Tw_i_and_stray	32.000	110	37Del Cas	2.6780	8900.0	64	44112	No
272	GOM_NL__2PRFIN20100807_190630_000000302091_00471_44112_2062.N1	07-AUG-2010 19:06:30	Tw_i_and_stray	30.000	160	23Gam Per	2.9300	4700.0	60	44112	No
273	GOM_NL__2PRFIN20100807_190926_000000712091_00471_44112_2063.N1	07-AUG-2010 19:09:26	Bright	71.000	175	39Del Per	3.0100	19400.	142	44112	No
274	GOM_NL__2PRFIN20100807_191325_000000542091_00471_44112_2064.N1	07-AUG-2010 19:13:25	Bright	53.500	107	37The Aur	2.6490	11000.	107	44112	No
275	GOM_NL__2PRFIN20100807_191619_000000462091_00471_44112_2065.N1	07-AUG-2010 19:16:19	Bright	45.500	28	12Bet Tau	1.6500	15200.	91	44112	No
276	GOM_NL__2PRFIN20100807_191829_000000432091_00471_44112_2066.N1	07-AUG-2010 19:18:29	Tw_i_and_stray	43.000	176	23Zet Tau	3.0200	22000.	86	44112	No
277	GOM_NL__2PRFIN20100807_192119_000000612091_00471_44112_2067.N1	07-AUG-2010 19:21:19	Dark	61.000	13	87Alp Tau	0.86700	3800.0	122	44112	No
278	GOM_NL__2PRFIN20100807_192313_000000472091_00471_44112_2068.N1	07-AUG-2010 19:23:13	Dark	46.500	27	24Gam Ori	1.6360	26000.	93	44112	No

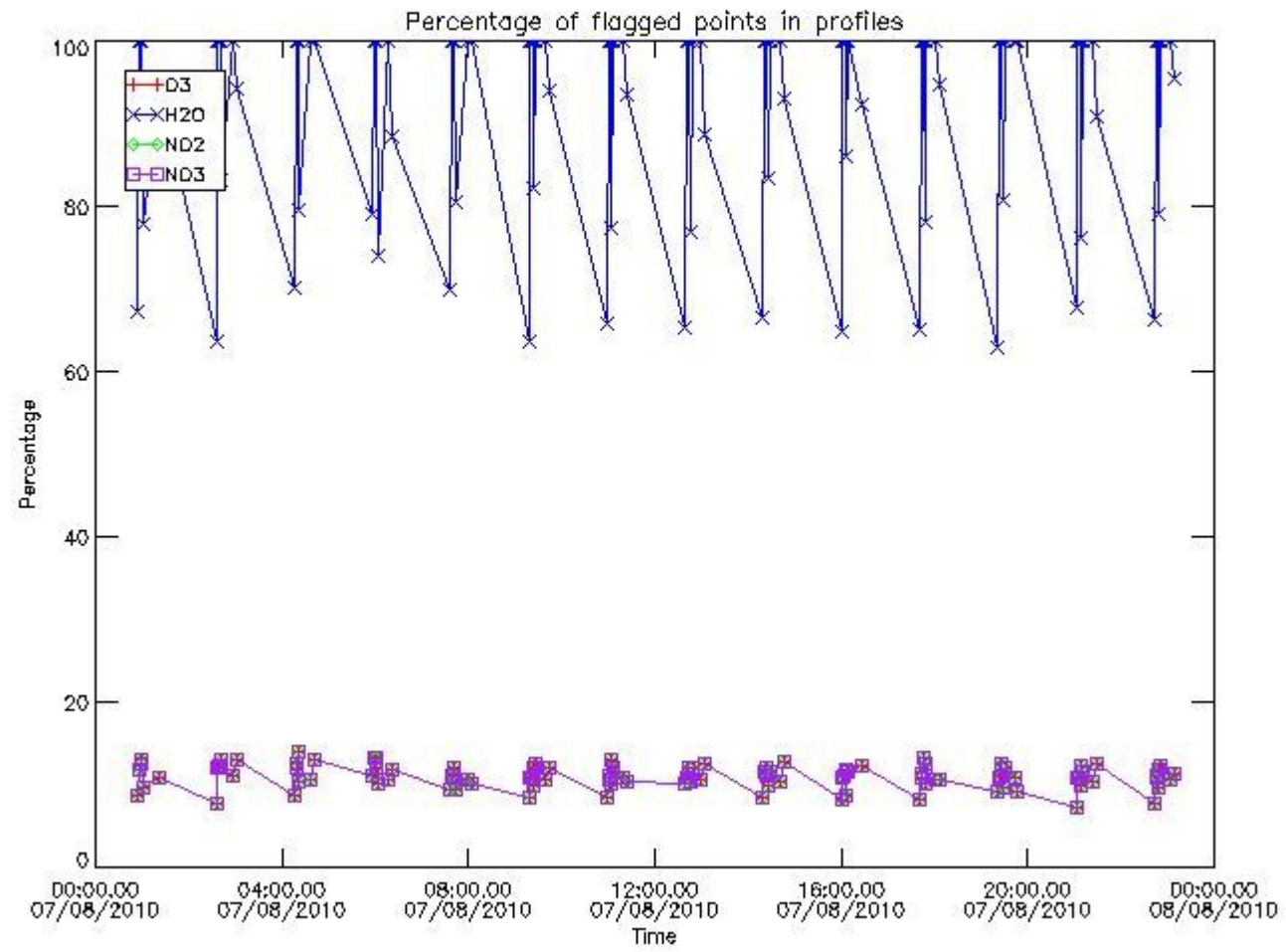
279	GOM_NL__2PRFIN20100807_192509_000000462091_00471_44112_2069.N1	07-AUG-2010 19:25:09	Dark	45.500	30	46Eps Ori	1.6940	30000.	91	44112	No
280	GOM_NL__2PRFIN20100807_192631_000000412091_00471_44112_2070.N1	07-AUG-2010 19:26:31	Dark	41.000	125	44Iot Ori	2.7700	30000.	82	44112	No
281	GOM_NL__2PRFIN20100807_192748_000000532091_00471_44112_2071.N1	07-AUG-2010 19:27:48	Dark	52.500	7	19Bet Ori	0.10000	14000.	105	44112	No
282	GOM_NL__2PRFIN20100807_192952_000000432091_00471_44112_2072.N1	07-AUG-2010 19:29:52	Dark	42.500	101	11Alp Lep	2.5820	7000.0	85	44112	No
283	GOM_NL__2PRFIN20100807_194236_000000482091_00472_44113_2079.N1	07-AUG-2010 19:42:36	Dark	47.500	157	The1Eri	2.9060	9300.0	95	44113	No
284	GOM_NL__2PRFIN20100807_194736_000000552091_00472_44113_2080.N1	07-AUG-2010 19:47:36	Dark	55.000	9	Alp Eri	0.45300	24000.	110	44113	No
285	GOM_NL__2PRFIN20100807_195253_000000642091_00472_44113_2081.N1	07-AUG-2010 19:52:53	Straylight	63.500	84	Alp Phe	2.3970	4500.0	127	44113	No
286	GOM_NL__2PRFIN20100807_195729_000000492091_00472_44113_2082.N1	07-AUG-2010 19:57:29	Straylight	48.500	31	Alp Gru	1.7340	15200.	97	44113	No
287	GOM_NL__2PRFIN20100807_200116_000000472091_00472_44113_2083.N1	07-AUG-2010 20:01:16	Tw_i_and_stray	47.000	18	24Alp PsA	1.1660	9700.0	94	44113	No
288	GOM_NL__2PRFIN20100807_200743_000000482091_00472_44113_2084.N1	07-AUG-2010 20:07:43	Bright	47.500	142	49Del Cap	2.8500	8900.0	95	44113	No
289	GOM_NL__2PRFIN20100807_201132_000000512091_00472_44113_2085.N1	07-AUG-2010 20:11:32	Bright	51.000	154	22Bet Aqr	2.8990	5700.0	102	44113	No
290	GOM_NL__2PRFIN20100807_202341_000000402091_00472_44113_2086.N1	07-AUG-2010 20:23:41	Bright	40.000	92	53Eps Cyg	2.5000	4500.0	80	44113	No
291	GOM_NL__2PRFIN20100807_202504_000000452091_00472_44113_2087.N1	07-AUG-2010 20:25:04	Bright	44.500	66	37Gam Cyg	2.2080	5900.0	89	44113	No
292	GOM_NL__2PRFIN20100807_202652_000000442091_00472_44113_2088.N1	07-AUG-2010 20:26:52	Bright	44.000	19	50Alp Cyg	1.2460	10500.	88	44113	No
293	GOM_NL__2PRFIN20100807_203218_000000402091_00472_44113_2089.N1	07-AUG-2010 20:32:18	Bright	40.000	89	5Alp Cep	2.4510	8000.0	80	44113	No
294	GOM_NL__2PRFIN20100807_204014_000000462091_00472_44113_2090.N1	07-AUG-2010 20:40:14	Bright	46.000	76	27Gam Cas	2.3000	30000.	92	44113	No
295	GOM_NL__2PRFIN20100807_204134_000000322091_00472_44113_2091.N1	07-AUG-2010 20:41:34	Tw_i_and_stray	32.000	110	37Del Cas	2.6780	8900.0	64	44113	No
296	GOM_NL__2PRFIN20100807_204705_000000302091_00472_44113_2092.N1	07-AUG-2010 20:47:05	Tw_i_and_stray	30.000	160	23Gam Per	2.9300	4700.0	60	44113	No
297	GOM_NL__2PRFIN20100807_205001_000000482091_00472_44113_2093.N1	07-AUG-2010 20:50:01	Bright	48.000	175	39Del Per	3.0100	19400.	96	44113	No
298	GOM_NL__2PRFIN20100807_205401_000000552091_00472_44113_2094.N1	07-AUG-2010 20:54:01	Bright	55.000	107	37The Aur	2.6490	11000.	110	44113	No
299	GOM_NL__2PRFIN20100807_205655_000000502091_00472_44113_2095.N1	07-AUG-2010 20:56:55	Bright	49.500	28	12Bet Tau	1.6500	15200.	99	44113	No
300	GOM_NL__2PRFIN20100807_205905_000000432091_00472_44113_2096.N1	07-AUG-2010 20:59:05	Tw_i_and_stray	43.000	176	23Zet Tau	3.0200	22000.	86	44113	No
301	GOM_NL__2PRFIN20100807_210155_000000702091_00472_44113_2097.N1	07-AUG-2010 21:01:55	Dark	70.000	13	87Alp Tau	0.86700	3800.0	140	44113	No
302	GOM_NL__2PRFIN20100807_210350_000000472091_00472_44113_2098.N1	07-AUG-2010 21:03:50	Dark	46.500	27	24Gam Ori	1.6360	26000.	93	44113	No
303	GOM_NL__2PRFIN20100807_210545_000000472091_00472_44113_2099.N1	07-AUG-2010 21:05:45	Dark	47.000	30	46Eps Ori	1.6940	30000.	94	44113	No
304	GOM_NL__2PRFIN20100807_210707_000000422091_00472_44113_2100.N1	07-AUG-2010 21:07:07	Dark	41.500	125	44Iot Ori	2.7700	30000.	83	44113	No
305	GOM_NL__2PRFIN20100807_210824_000000512091_00472_44113_2101.N1	07-AUG-2010 21:08:24	Dark	51.000	7	19Bet Ori	0.10000	14000.	102	44113	No
306	GOM_NL__2PRFIN20100807_211028_000000442091_00472_44113_2102.N1	07-AUG-2010 21:10:28	Dark	44.000	101	11Alp Lep	2.5820	7000.0	88	44113	No
307	GOM_NL__2PRFIN20100807_212313_000000502091_00473_44114_2092.N1	07-AUG-2010 21:23:13	Dark	49.500	157	The1Eri	2.9060	9300.0	99	44114	No
308	GOM_NL__2PRFIN20100807_212812_000000452091_00473_44114_2093.N1	07-AUG-2010 21:28:12	Dark	44.500	9	Alp Eri	0.45300	24000.	89	44114	No
309	GOM_NL__2PRFIN20100807_213330_000000532091_00473_44114_2094.N1	07-AUG-2010 21:33:30	Straylight	52.500	84	Alp Phe	2.3970	4500.0	105	44114	No
310	GOM_NL__2PRFIN20100807_213805_000000452091_00473_44114_2095.N1	07-AUG-2010 21:38:05	Straylight	45.000	31	Alp Gru	1.7340	15200.	90	44114	No
311	GOM_NL__2PRFIN20100807_214153_000000512091_00473_44114_2096.N1	07-AUG-2010 21:41:53	Tw_i_and_stray	51.000	18	24Alp PsA	1.1660	9700.0	102	44114	No
312	GOM_NL__2PRFIN20100807_214819_000000462091_00473_44114_2097.N1	07-AUG-2010 21:48:19	Bright	46.000	142	49Del Cap	2.8500	8900.0	92	44114	No
313	GOM_NL__2PRFIN20100807_215208_000000482091_00473_44114_2098.N1	07-AUG-2010 21:52:08	Bright	48.000	154	22Bet Aqr	2.8990	5700.0	96	44114	No
314	GOM_NL__2PRFIN20100807_220417_000000432091_00473_44114_2099.N1	07-AUG-2010 22:04:17	Bright	43.000	92	53Eps Cyg	2.5000	4500.0	86	44114	No
315	GOM_NL__2PRFIN20100807_220540_000000442091_00473_44114_2100.N1	07-AUG-2010 22:05:40	Bright	43.500	66	37Gam Cyg	2.2080	5900.0	87	44114	No
316	GOM_NL__2PRFIN20100807_220728_000000422091_00473_44114_2101.N1	07-AUG-2010 22:07:28	Bright	42.000	19	50Alp Cyg	1.2460	10500.	84	44114	No
317	GOM_NL__2PRFIN20100807_221254_000000392091_00473_44114_2102.N1	07-AUG-2010 22:12:54	Bright	39.000	89	5Alp Cep	2.4510	8000.0	78	44114	No
318	GOM_NL__2PRFIN20100807_222049_000000462091_00473_44114_2103.N1	07-AUG-2010 22:20:49	Bright	46.000	76	27Gam Cas	2.3000	30000.	92	44114	No
319	GOM_NL__2PRFIN20100807_222209_000000322091_00473_44114_2104.N1	07-AUG-2010 22:22:09	Tw_i_and_stray	32.000	110	37Del Cas	2.6780	8900.0	64	44114	No
320	GOM_NL__2PRFIN20100807_222741_000000262091_00473_44114_2105.N1	07-AUG-2010 22:27:41	Tw_i_and_stray	26.000	160	23Gam Per	2.9300	4700.0	52	44114	No
321	GOM_NL__2PRFIN20100807_223037_000000472091_00473_44114_2106.N1	07-AUG-2010 22:30:37	Bright	47.000	175	39Del Per	3.0100	19400.	94	44114	No
322	GOM_NL__2PRFIN20100807_223437_000000362091_00473_44114_2107.N1	07-AUG-2010 22:34:37	Bright	35.500	107	37The Aur	2.6490	11000.	71	44114	No
323	GOM_NL__2PRFIN20100807_223731_000000472091_00473_44114_2108.N1	07-AUG-2010 22:37:31	Bright	47.000	28	12Bet Tau	1.6500	15200.	94	44114	No
324	GOM_NL__2PRFIN20100807_223941_000000442091_00473_44114_2109.N1	07-AUG-2010 22:39:41	Tw_i_and_stray	44.000	176	23Zet Tau	3.0200	22000.	88	44114	No
325	GOM_NL__2PRFIN20100807_224231_000000672091_00473_44114_2110.N1	07-AUG-2010 22:42:31	Dark	67.000	13	87Alp Tau	0.86700	3800.0	134	44114	No
326	GOM_NL__2PRFIN20100807_224426_000000462091_00473_44114_2111.N1	07-AUG-2010 22:44:26	Dark	46.000	27	24Gam Ori	1.6360	26000.	92	44114	No
327	GOM_NL__2PRFIN20100807_224621_000000472091_00473_44114_2112.N1	07-AUG-2010 22:46:21	Dark	46.500	30	46Eps Ori	1.6940	30000.	93	44114	No
328	GOM_NL__2PRFIN20100807_224743_000000432091_00473_44114_2113.N1	07-AUG-2010 22:47:43	Dark	43.000	125	44Iot Ori	2.7700	30000.	86	44114	No
329	GOM_NL__2PRFIN20100807_224901_000000532091_00473_44114_2114.N1	07-AUG-2010 22:49:01	Dark	53.000	7	19Bet Ori	0.10000	14000.	106	44114	No
330	GOM_NL__2PRFIN20100807_225105_000000462091_00473_44114_2115.N1	07-AUG-2010 22:51:05	Dark	45.500	101	11Alp Lep	2.5820	7000.0	91	44114	No
331	GOM_NL__2PRFIN20100807_230349_000000482091_00474_44115_2105.N1	07-AUG-2010 23:03:49	Dark	48.000	157	The1Eri	2.9060	9300.0	96	44115	No
332	GOM_NL__2PRFIN20100807_230849_000000452091_00474_44115_2106.N1	07-AUG-2010 23:08:49	Dark	45.000	9	Alp Eri	0.45300	24000.	90	44115	No
333	GOM_NL__2PRFIN20100807_231407_000000612091_00474_44115_2107.N1	07-AUG-2010 23:14:07	Straylight	60.500	84	Alp Phe	2.3970	4500.0	121	44115	No
334	GOM_NL__2PRFIN20100807_231841_000000522091_00474_44115_2108.N1	07-AUG-2010 23:18:41	Straylight	51.500	31	Alp Gru	1.7340	15200.	103	44115	No
335	GOM_NL__2PRFIN20100807_232229_000000512091_00474_44115_2109.N1	07-AUG-2010 23:22:29	Tw_i_and_stray	51.000	18	24Alp PsA	1.1660	9700.0	102	44115	No
336	GOM_NL__2PRFIN20100807_232855_000000472091_00474_44115_2110.N1	07-AUG-2010 23:28:55	Bright	46.500	142	49Del Cap	2.8500	8900.0	93	44115	No
337	GOM_NL__2PRFIN20100807_233244_000000482091_00474_44115_2111.N1	07-AUG-2010 23:32:44	Bright	48.000	154	22Bet Aqr	2.8990	5700.0	96	44115	No

338	GOM_NL__2PRFIN20100807_234452_000000432091_00474_44115_2112.N1	07-AUG-2010 23:44:52	Bright	42.500	92	53Eps Cyg	2.5000	4500.0	85	44115	No
339	GOM_NL__2PRFIN20100807_234615_000000392091_00474_44115_2113.N1	07-AUG-2010 23:46:15	Bright	38.500	66	37Gam Cyg	2.2080	5900.0	77	44115	No
340	GOM_NL__2PRFIN20100807_234803_000000412091_00474_44115_2114.N1	07-AUG-2010 23:48:03	Bright	41.000	19	50Alp Cyg	1.2460	10500.	82	44115	No
341	GOM_NL__2PRFIN20100807_235329_000000412091_00474_44115_2115.N1	07-AUG-2010 23:53:29	Bright	41.000	89	5Alp Cep	2.4510	8000.0	82	44115	No

3. Quality information per product

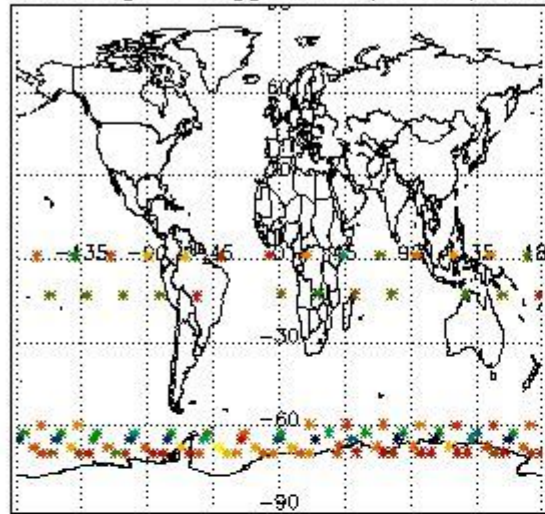
In this section it is plotted some information contained in the Quality Summary data set of the level 2 products. Only products in dark limb conditions and without errors (error flag in the MPH set to "0") are used.

3.1 Plot quality information per product (time dependant)

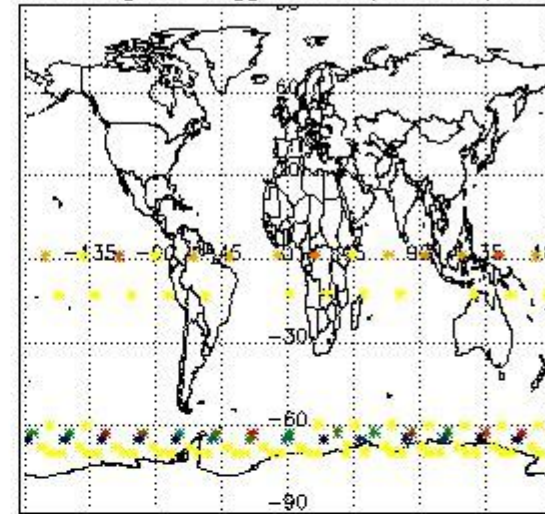


3.2 Plot quality information per product (world map)

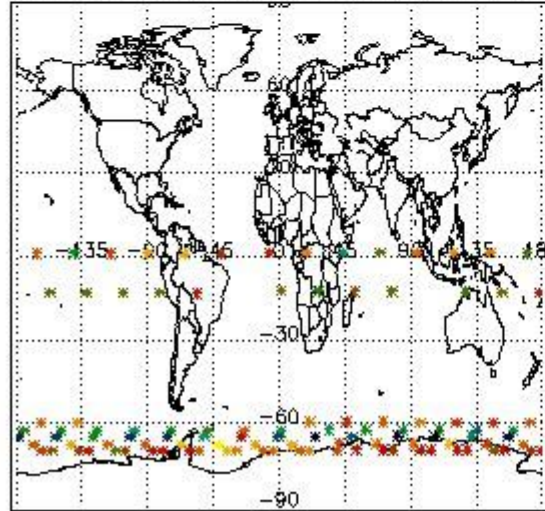
Percentage of flagged data per O3 profile



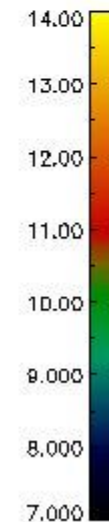
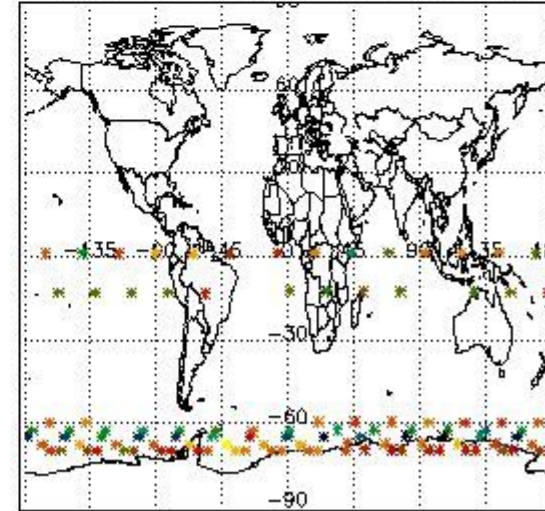
Percentage of flagged data per H2O profile



Percentage of flagged data per NO2 profile



Percentage of flagged data per NO3 profile

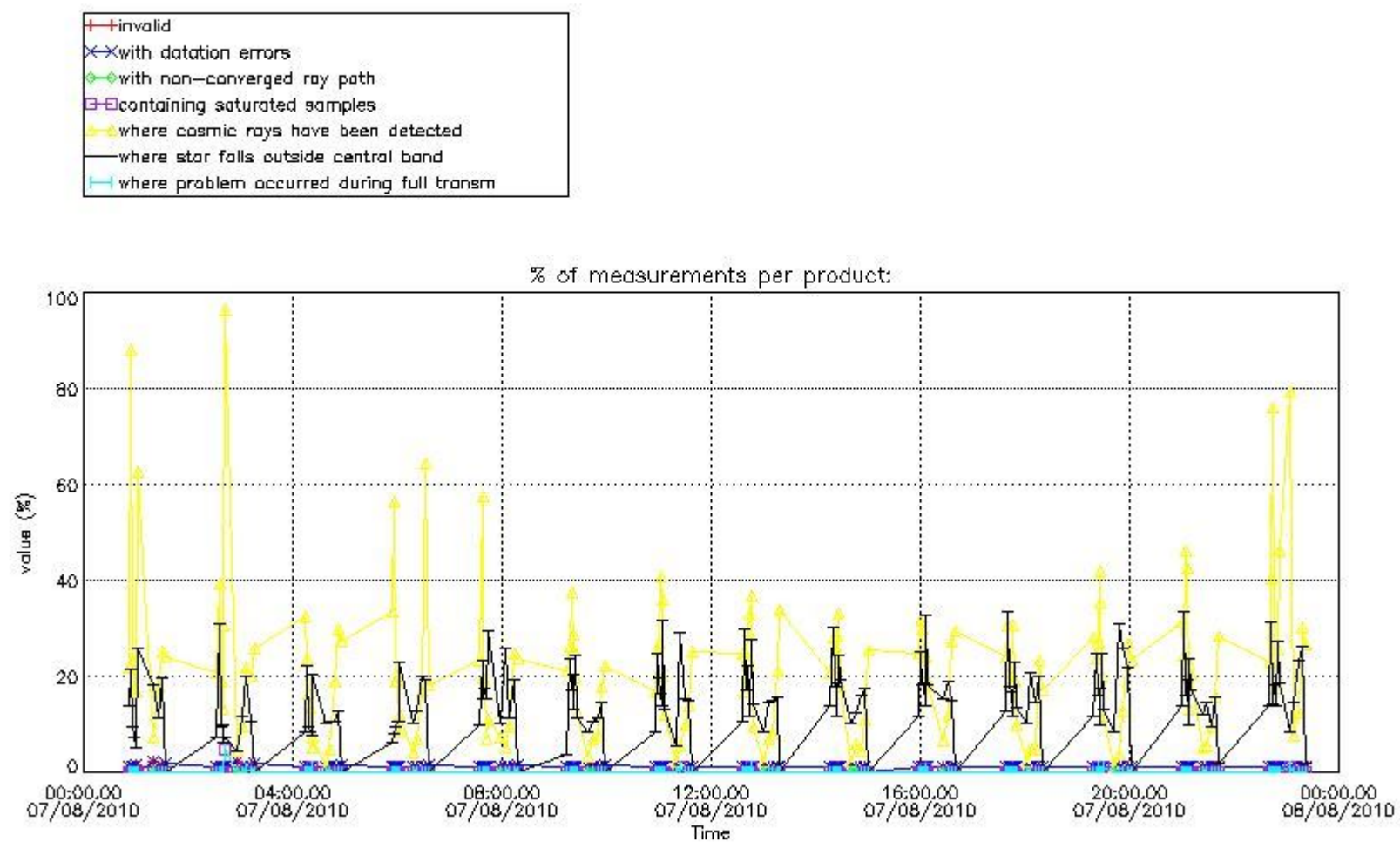


4. Level 1 quality information per product

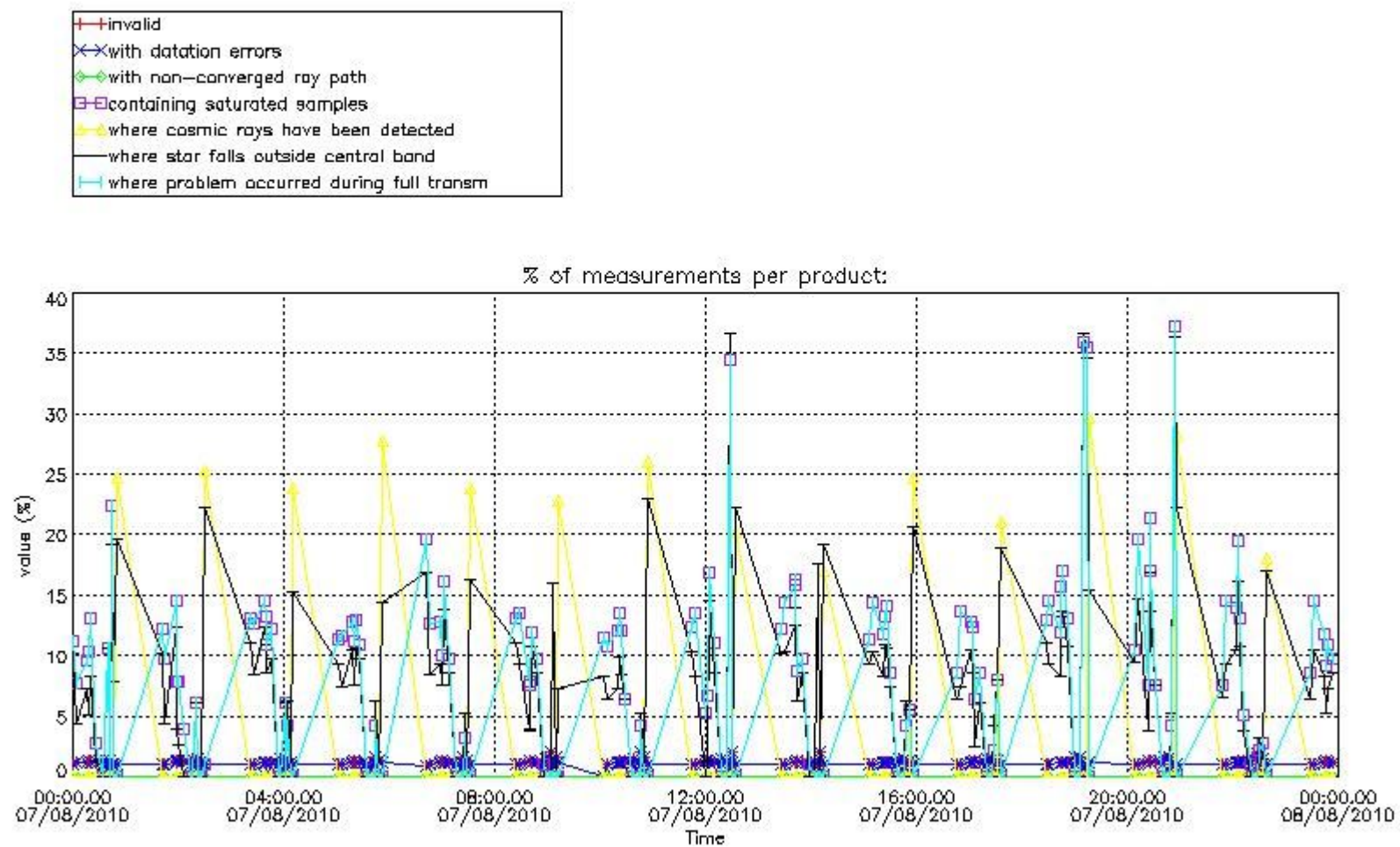
In this section it is plotted some information contained in the Quality Summary data set of the level 2 products that comes from the level 1b processing. Products without errors (error flag in the MPH set to "0") are used.

4.1 Plot quality information per product (time dependant) coming from level 1b processing

4.1.1 Plot level 1 quality information per product (time dependant): ENVISAT ASCENDING passes

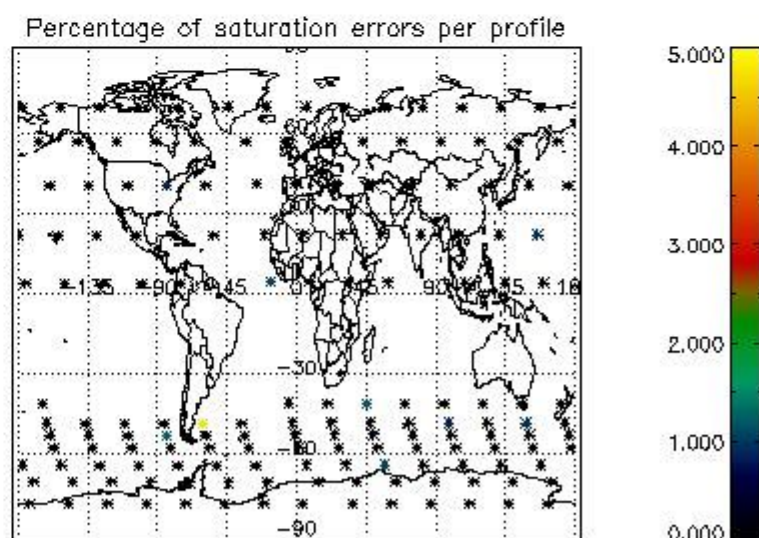
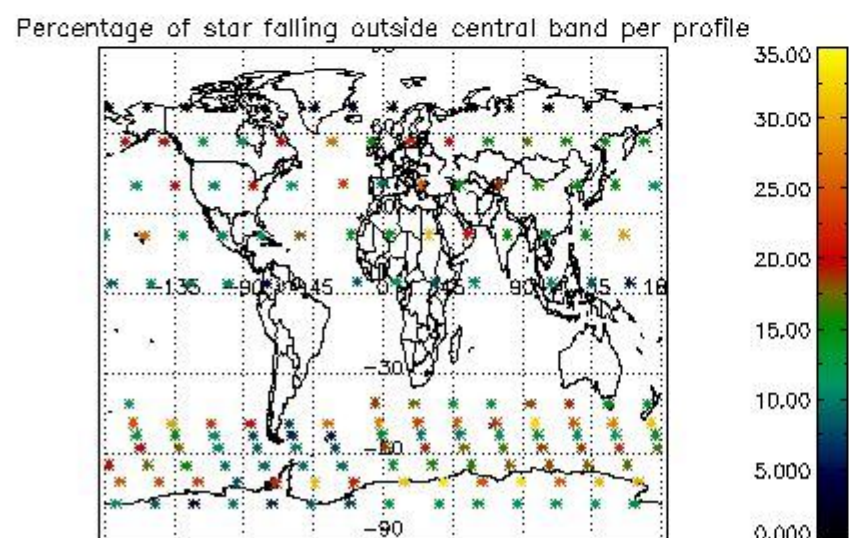
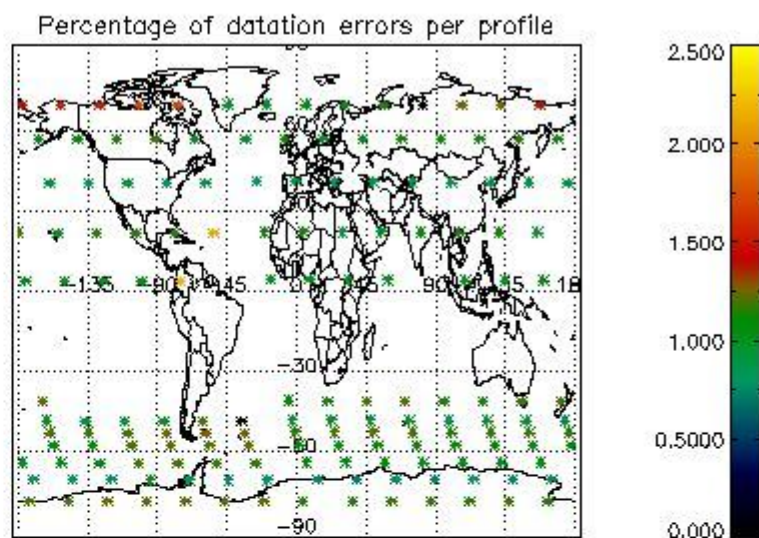
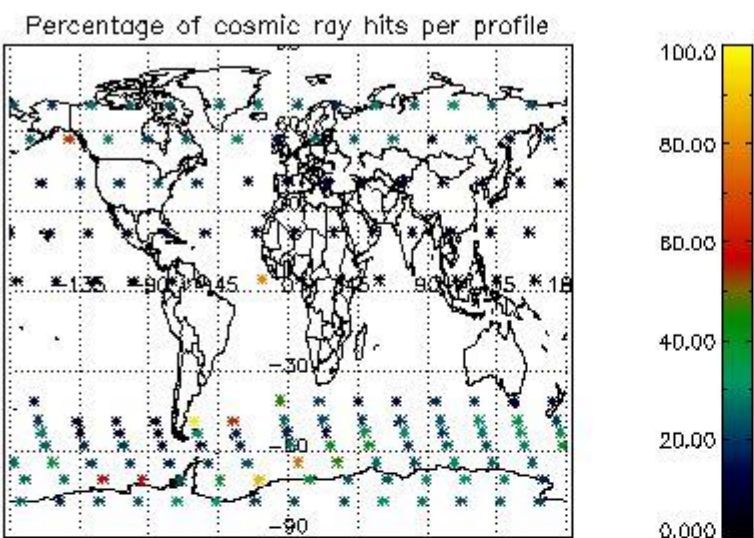


4.1.2 Plot level 1 quality information per product (time dependant): ENVI SAT DESCENDING passes

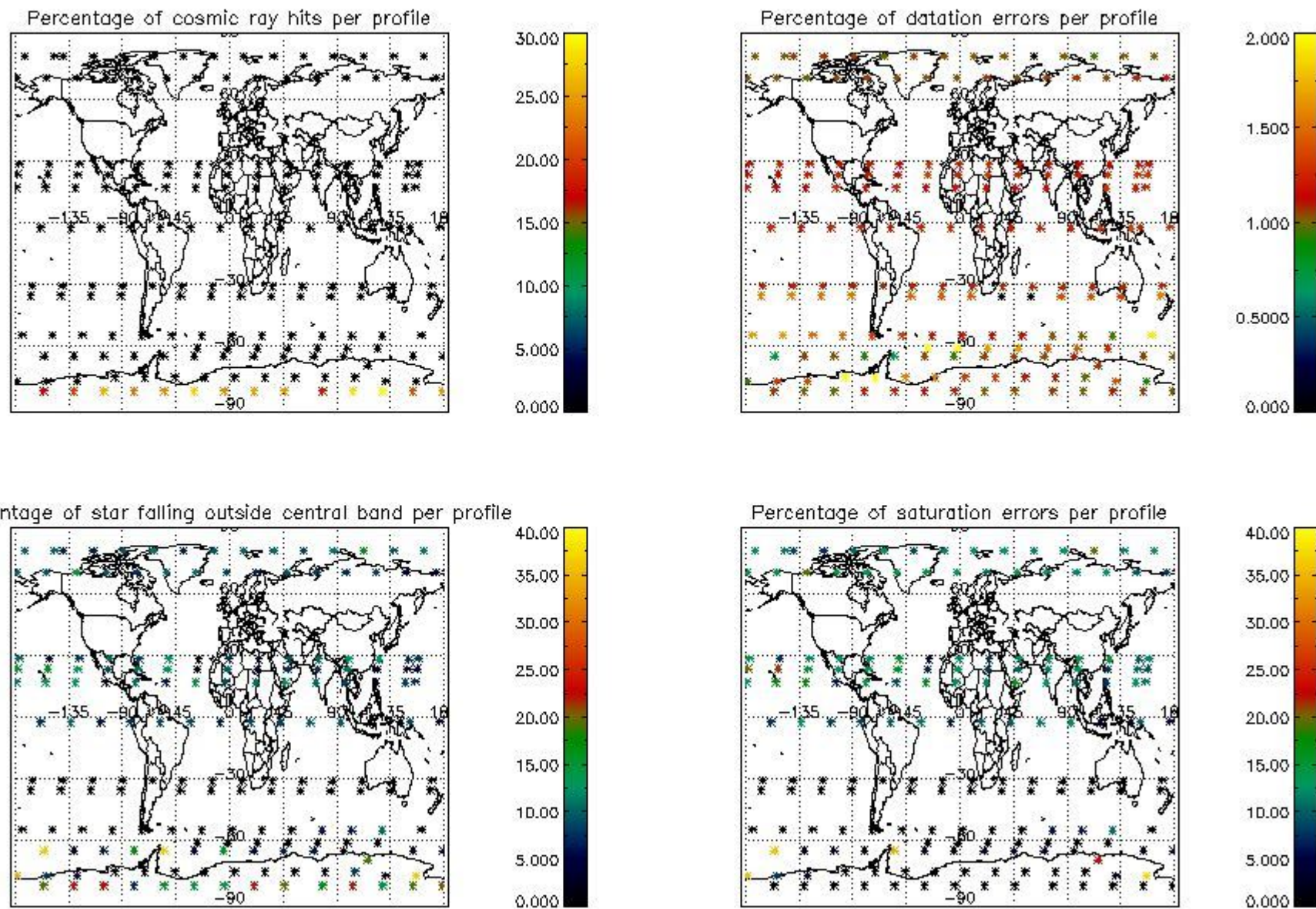


4.2 Plot quality information per product coming from level 1b processing (world map)

4.2.1 Plot level 1 quality information per product (world map): ENVISAT ASCENDING passes



4.2.2 Plot level 1 quality information per product (world map): ENVISAT DESCENDING passes



5. Trace gas profiles

5.1 Ozone statistics based on quality of products

The final quality of the products can be "measured" using the STD (Standard Deviation) attached to every point profile. This information is written to the parameter GOM_NL__2P/NL_LOCAL_SPECIES_DENSITY/o3_std of the level 2 products. The table below shows the statistics for given STD ranges.

The statistics are given with respect to the overall valid production:

- Products without fatal errors: GOM_NL__2P/MPH/PRODUCT_ERR=0
- Valid point profile: GOM_NL__2P/NL_LOCAL_SPECIES_DENSITY/pcd(0)=0

The 'Criteria' is applied to valid points of dark limb products:

- Products in dark limb illumination condition: GOM_NL__2P/NL_SUMMARY_QUALITY/obs_ill_cond=0
- Products without fatal errors: GOM_NL__2P/MPH/PRODUCT_ERR=0
- Valid point profile: GOM_NL__2P/NL_LOCAL_SPECIES_DENSITY/pcd(0)=0

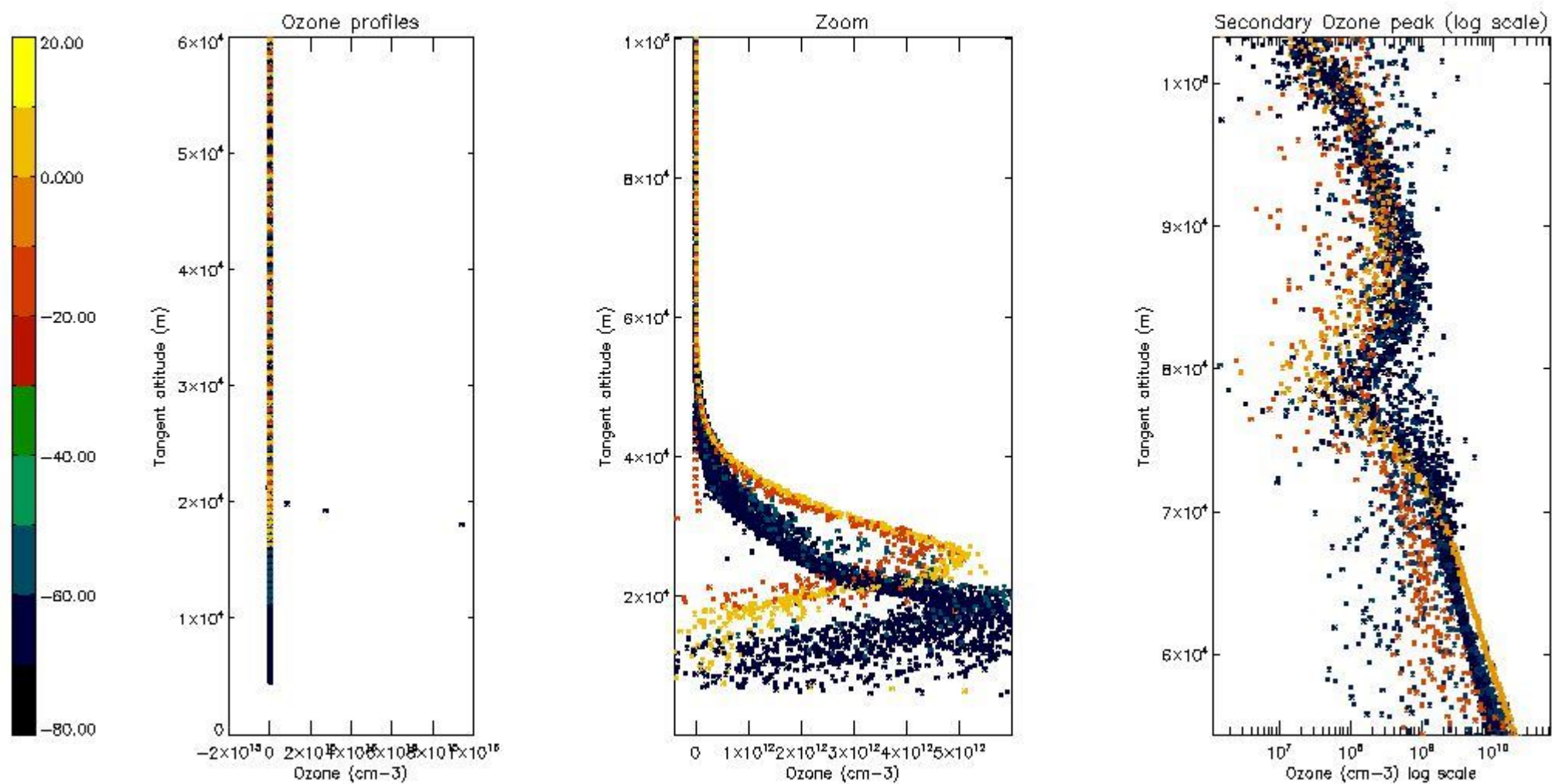
So, the table below shows the percentage of dark limb and valid observations for each criteria with respect to the overall valid daily observations.

Criteria	% of total production
All STD	34
STD < 20	20

STD < 10	16
STD < 5	12

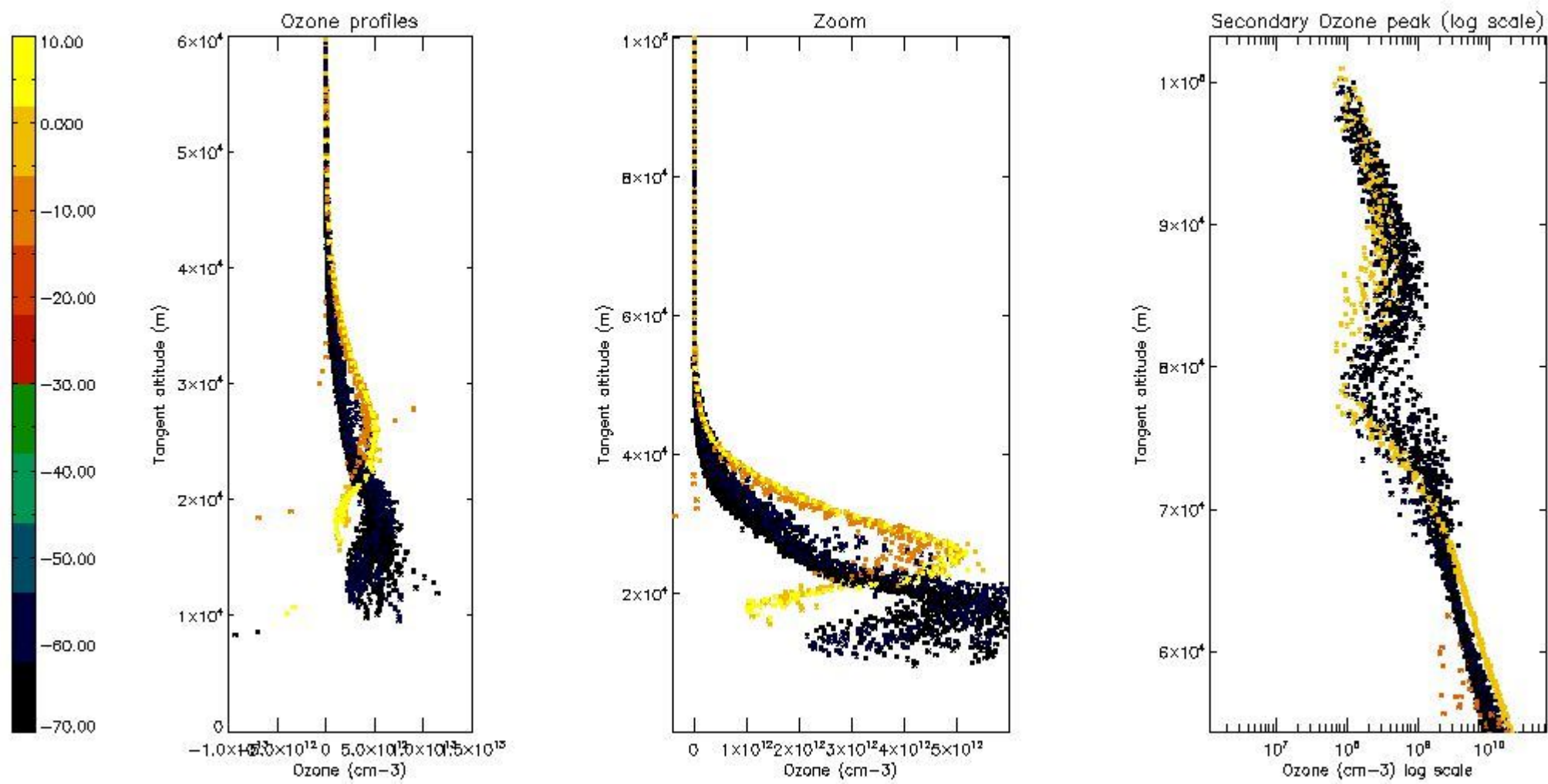
5.2 Plot ozone profiles for all STD (dark without errors)

The colorbar represents the latitude.



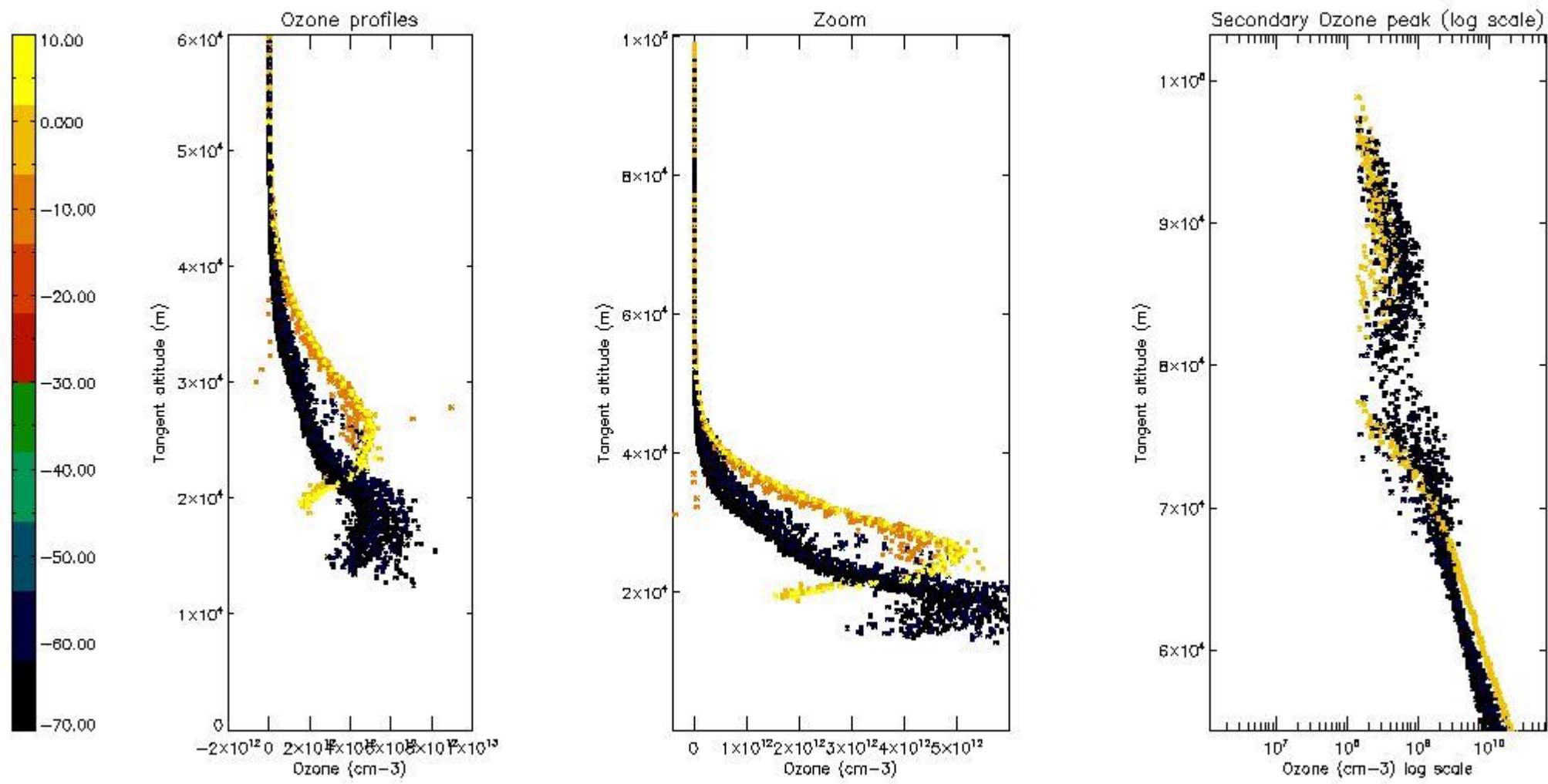
5.3 Plot ozone profiles where STD < 20% (dark without errors)

The colorbar represents the latitude.



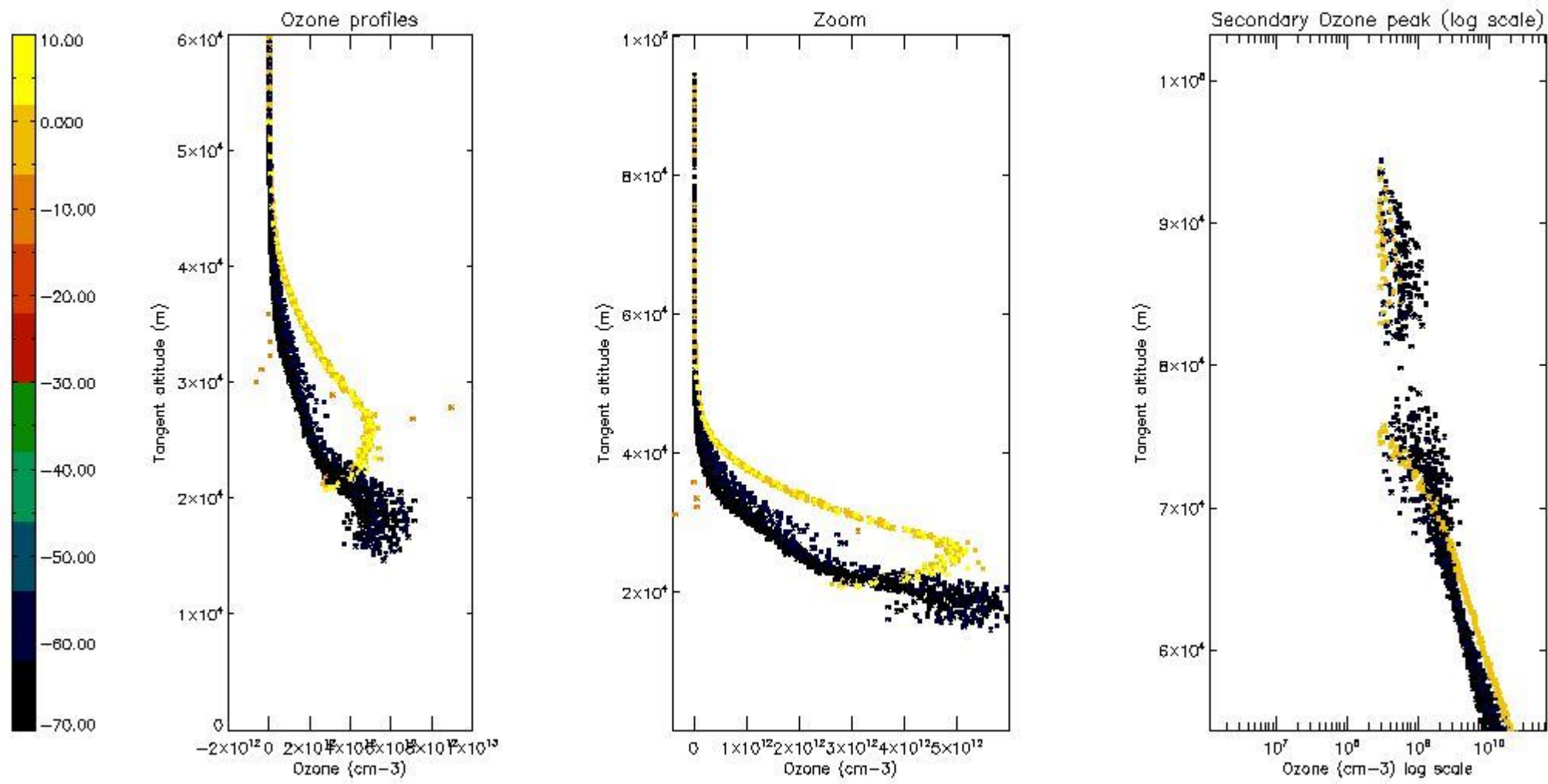
5.4 Plot ozone profiles where STD < 10% (dark without errors)

The colorbar represents the latitude.



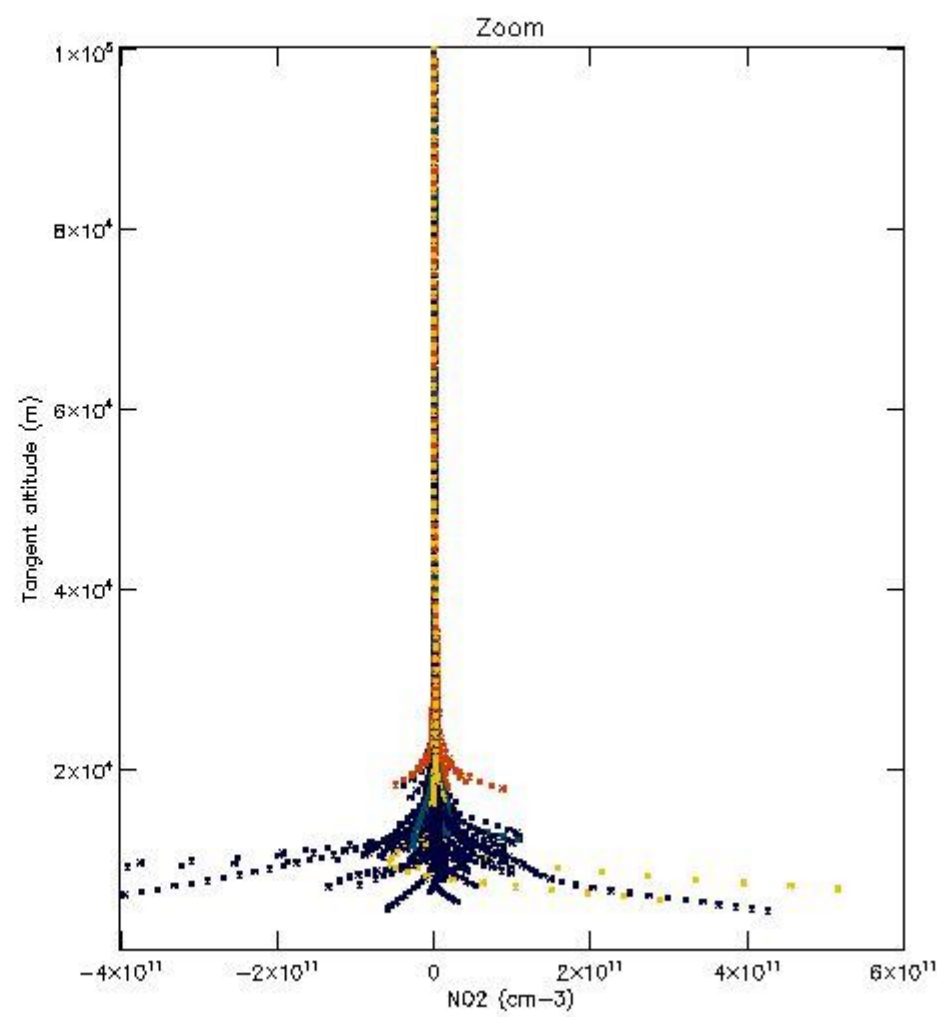
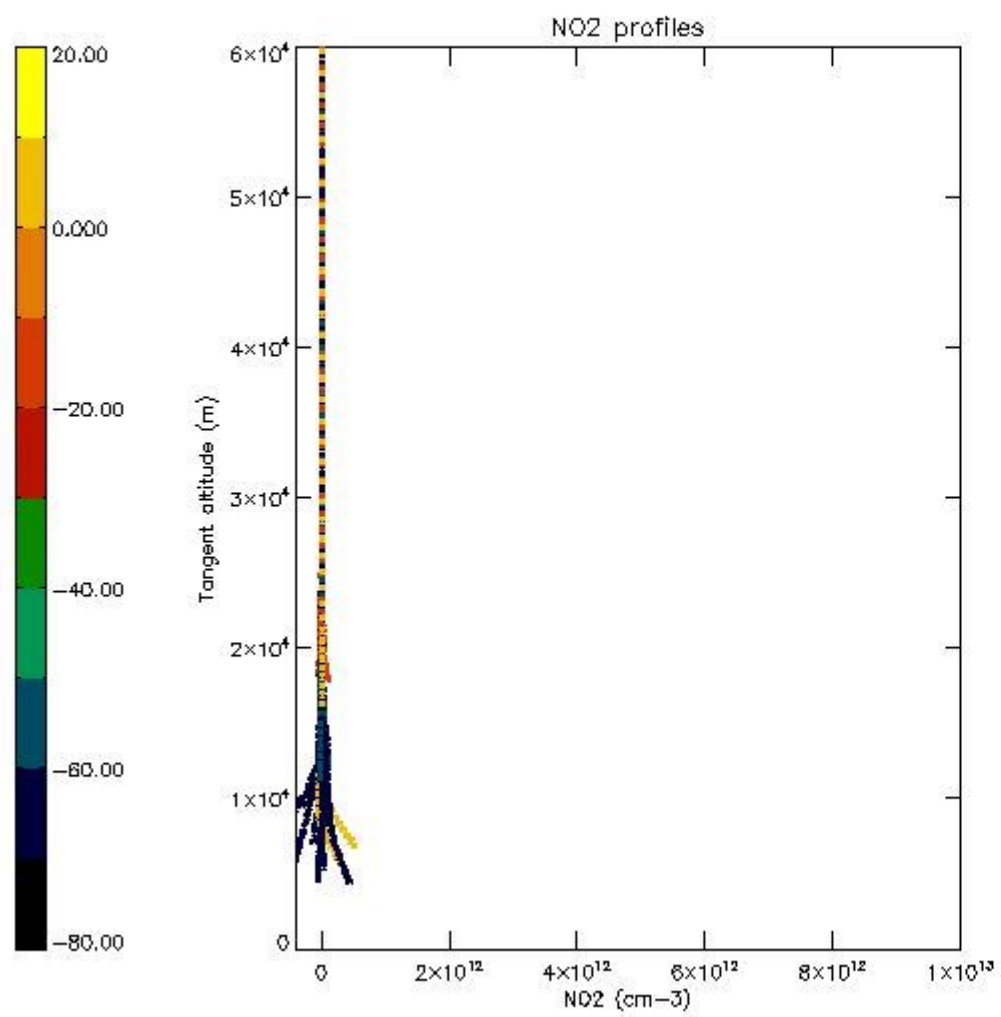
5.5 Plot ozone profiles where STD < 5% (dark without errors)

The colorbar represents the latitude.



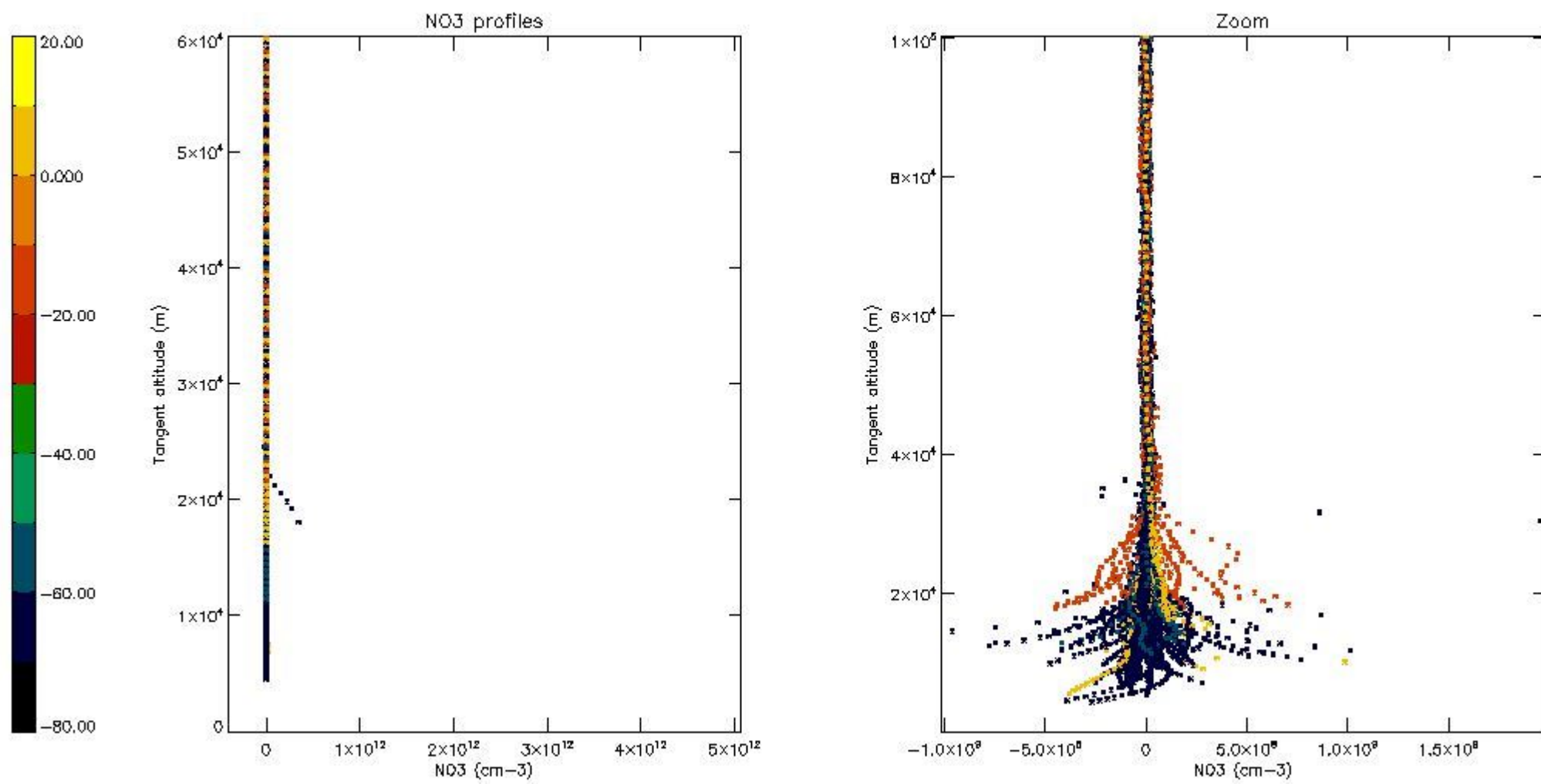
5.6 Plot NO₂ profiles for all STD (dark without errors)

The colorbar represents the latitude.



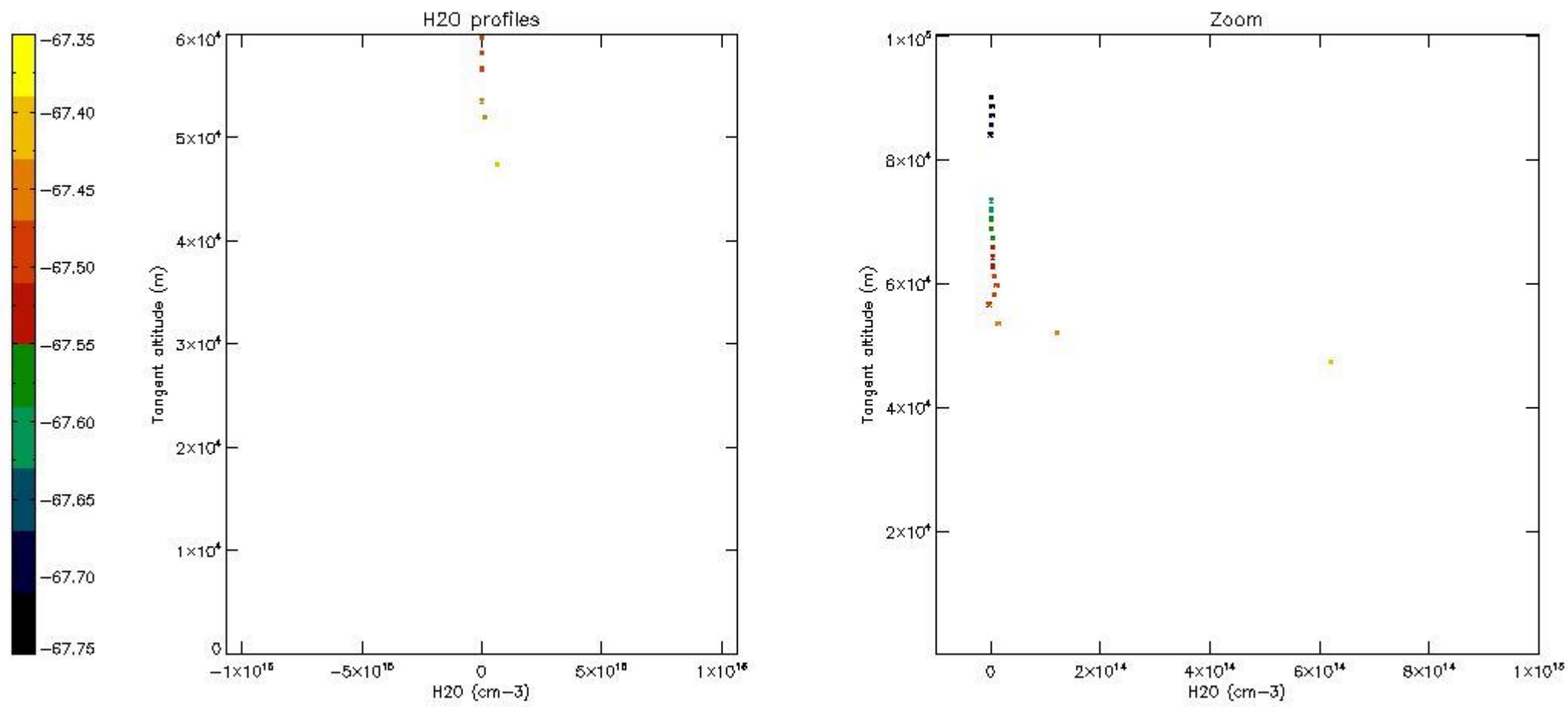
5.7 Plot NO3 profiles for all STD (dark without errors)

The colorbar represents the latitude.



5.8 Plot H₂O profiles for all STD (only for occultations of stars 1,2,3,4,13,14,16,26,63 dark without errors)

The colorbar represents the latitude.



6. Auxiliary Data Files used for the production reported in section 2

The number reported in the third column indicates since which file (see list in section 2) the corresponding auxiliary file has been used. The fourth column is the date of those product files.

Type	Auxiliary Filename	Used since product	Used since product date
INST_PHYS_CHARACTERISTICS	GOM_INS_AXVIEC20091111_143220_20030716_120000_20500101_000000	1	07-AUG-2010 00:00:30
LEVEL-2_PROC_CONFIG	GOM_PR2_AXVIEC20091111_152718_20020301_000000_20500101_000000	1	07-AUG-2010 00:00:30
CROSS_SECTIONS_FILE	GOM_CRS_AXVIEC20091111_154832_20020301_000000_20500101_000000	1	07-AUG-2010 00:00:30

GOMOS Level 2 Daily Report

SUMMARY

[1. General Info](#)

[2. Summary of processed GOM_NL_2P products](#)

[3. Level 2 Quality information per product](#)

[3.1 Plot of level 2 quality information per product \(time dependant\)](#)

[3.2 Plot of level 2 quality information per product \(world map\)](#)

[4. Level 1 Quality information per product \(stored on level 2 products\)](#)

[4.1 Plot of level 1 quality information per product \(time dependant\)](#)

[4.1.1 Plot of level 1 quality information per product \(time dependant\): ASCENDING](#)

[4.1.2 Plot of level 1 quality information per product \(time dependant\): DESCENDING](#)

[4.2 Plot of level 1 quality information per product \(world map\)](#)

[4.2.1 Plot of level 1 quality information per product \(world map\): ASCENDING](#)

[4.2.2 Plot of level 1 quality information per product \(world map\): DESCENDING](#)

[5. Ozone profiles based on quality statistics and other trace gas profiles](#)

[5.1 Ozone statistics based on quality of products](#)

[5.2 Plot ozone profiles for all STD \(dark without errors\)](#)

[5.3 Plot ozone profiles where STD < 20% \(dark without errors\)](#)

[5.4. Plot ozone profiles where STD < 10% \(dark without errors\)](#)

[5.5. Plot ozone profiles where STD < 5% \(dark without errors\)](#)

[5.6 Plot NO2 profiles for all STD \(dark without errors\)](#)

[5.7 Plot NO3 profiles for all STD \(dark without errors\)](#)

[5.8 Plot H2O profiles \(only for occultations of stars 1,2,3,4,13,14,16,26,63 dark without errors\) for all STD](#)

[6. Auxiliary Data Files used for the production reported in section 2](#)

This report presents the daily analysis on parameters extracted from GOMOS level 2 data (GOM_NL__2P). It is intended to monitor some important parameters that will impact the quality of these products. A list of level 2 products (and content) that have arrived during the reporting day to the PCF is also given.

Item	Value
Time of report generation	29APR2013 13:54:07
Data source version	GOMOS/6.01
Start time of products	07-08-2010 (07AUG2010 00:00:00)
Stop time of products	08-08-2010 (08AUG2010 00:00:00)
Store outputs in DB	Yes
Nb of level 2 prods	341
Nb of prods with errors	0

2. Summary of processed GOM_NL__2P products.

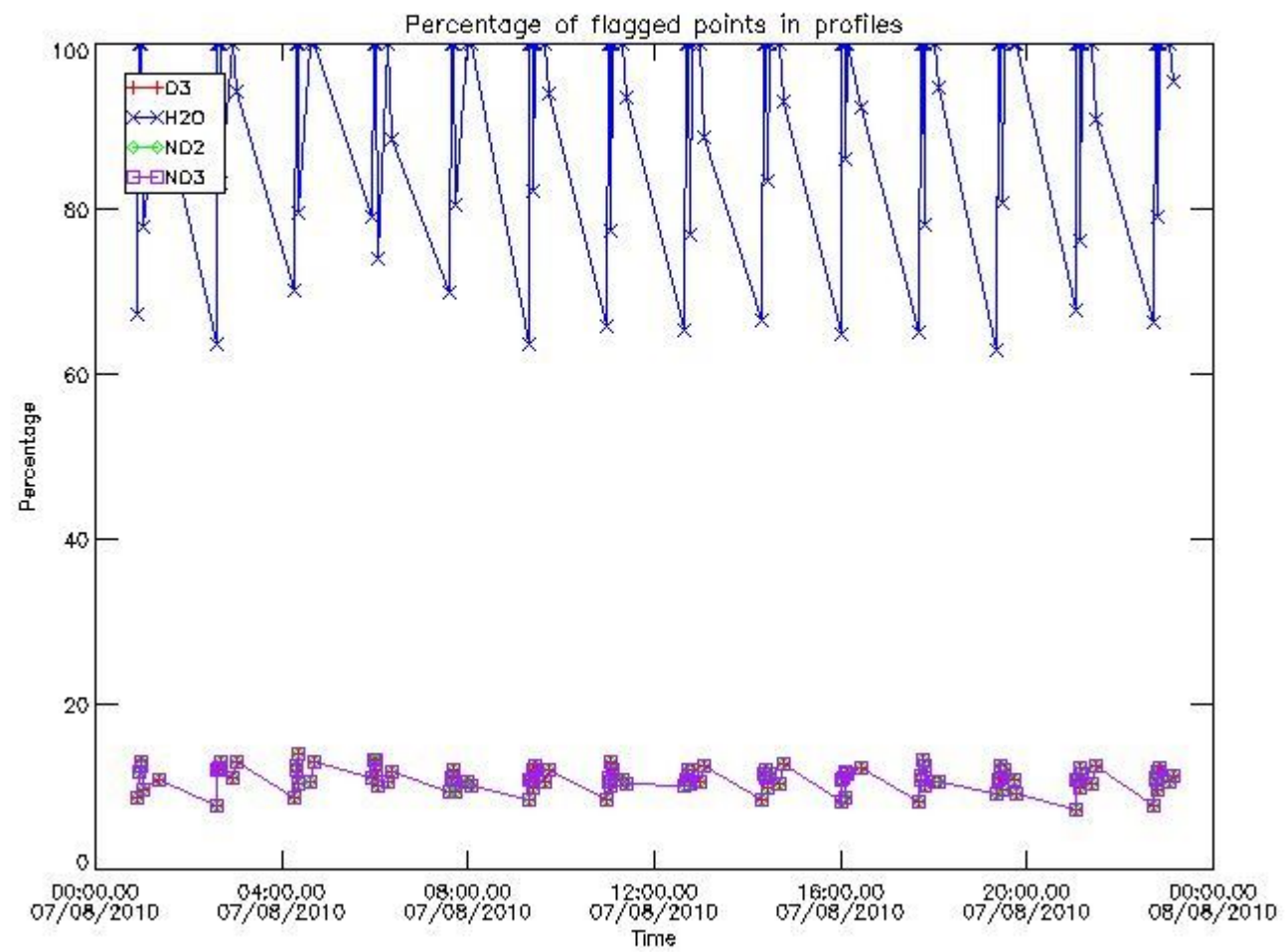
Nr	Filename	UTC Start time	Limb	Duration	Star Id	Star Name	Star Mag	Star Temp	Nb Meas	Orbit	Prod. error
1	GOM_NL__2PRFIN20100807_000030_000000492091_00460_44101_1681.N1	07-AUG-2010 00:00:30	Bright	49.000	142	49Del Cap	2.8500	8900.0	98	44101	No
2	GOM_NL__2PRFIN20100807_000423_000000462091_00460_44101_1682.N1	07-AUG-2010 00:04:23	Bright	45.500	154	22Bet Aqr	2.8990	5700.0	91	44101	No
3	GOM_NL__2PRFIN20100807_001635_000000422091_00460_44101_1683.N1	07-AUG-2010 00:16:35	Bright	41.500	92	53Eps Cyg	2.5000	4500.0	83	44101	No
4	GOM_NL__2PRFIN20100807_001757_000000392091_00460_44101_1684.N1	07-AUG-2010 00:17:57	Bright	39.000	66	37Gam Cyg	2.2080	5900.0	78	44101	No
5	GOM_NL__2PRFIN20100807_001945_000000422091_00460_44101_1685.N1	07-AUG-2010 00:19:45	Bright	42.000	19	50Alp Cyg	1.2460	10500.	84	44101	No
6	GOM_NL__2PRFIN20100807_002512_000000372091_00460_44101_1686.N1	07-AUG-2010 00:25:12	Bright	37.000	89	5Alp Cep	2.4510	8000.0	74	44101	No
7	GOM_NL__2PRFIN20100807_003312_000000462091_00460_44101_1687.N1	07-AUG-2010 00:33:12	Bright	46.000	76	27Gam Cas	2.3000	30000.	92	44101	No
8	GOM_NL__2PRFIN20100807_003431_000000372091_00460_44101_1688.N1	07-AUG-2010 00:34:31	Bright	37.000	110	37Del Cas	2.6780	8900.0	74	44101	No
9	GOM_NL__2PRFIN20100807_003959_000000522091_00460_44101_1689.N1	07-AUG-2010 00:39:59	Bright	52.000	160	23Gam Per	2.9300	4700.0	104	44101	No
10	GOM_NL__2PRFIN20100807_004146_000000402091_00460_44101_1690.N1	07-AUG-2010 00:41:46	Bright	40.000	35	33Alp Per	1.7950	6250.0	80	44101	No
11	GOM_NL__2PRFIN20100807_004413_000000472091_00460_44101_1691.N1	07-AUG-2010 00:44:13	Bright	47.000	6	13Alp Aur	0.080000	3400.0	94	44101	No
12	GOM_NL__2PRFIN20100807_004604_000000512091_00460_44101_1692.N1	07-AUG-2010 00:46:04	Bright	51.000	149	45Eps Per	2.8880	30000.	102	44101	No
13	GOM_NL__2PRFIN20100807_004941_000000492091_00460_44101_1693.N1	07-AUG-2010 00:49:41	Bright	48.500	28	12Bet Tau	1.6500	15200.	97	44101	No
14	GOM_NL__2PRFIN20100807_005151_000000442091_00460_44101_1694.N1	07-AUG-2010 00:51:51	Twilight	43.500	176	23Zet Tau	3.0200	22000.	87	44101	No
15	GOM_NL__2PRFIN20100807_005438_000000592091_00460_44101_1695.N1	07-AUG-2010 00:54:38	Dark	58.500	13	87Alp Tau	0.86700	3800.0	117	44101	No
16	GOM_NL__2PRFIN20100807_005633_000000432091_00460_44101_1696.N1	07-AUG-2010 00:56:33	Dark	43.000	27	24Gam Ori	1.6360	26000.	86	44101	No
17	GOM_NL__2PRFIN20100807_005829_000000412091_00460_44101_1697.N1	07-AUG-2010 00:58:29	Dark	40.500	30	46Eps Ori	1.6940	30000.	81	44101	No
18	GOM_NL__2PRFIN20100807_005950_000000392091_00460_44101_1698.N1	07-AUG-2010 00:59:50	Dark	39.000	125	44Iot Ori	2.7700	30000.	78	44101	No
19	GOM_NL__2PRFIN20100807_010107_000000522091_00460_44101_1699.N1	07-AUG-2010 01:01:07	Dark	52.000	7	19Bet Ori	0.10000	14000.	104	44101	No
20	GOM_NL__2PRFIN20100807_012053_000000472091_00461_44102_1716.N1	07-AUG-2010 01:20:53	Dark	47.000	9	Alp Eri	0.45300	24000.	94	44102	No
21	GOM_NL__2PRFIN20100807_012607_000000542091_00461_44102_1717.N1	07-AUG-2010 01:26:07	Straylight	53.500	84	Alp Phe	2.3970	4500.0	107	44102	No
22	GOM_NL__2PRFIN20100807_013048_000000482091_00461_44102_1718.N1	07-AUG-2010 01:30:48	Straylight	48.000	31	Alp Gru	1.7340	15200.	96	44102	No
23	GOM_NL__2PRFIN20100807_013435_000000292091_00461_44102_1719.N1	07-AUG-2010 01:34:35	Twilight	29.000	18	24Alp PsA	1.1660	9700.0	58	44102	No
24	GOM_NL__2PRFIN20100807_014107_000000492091_00461_44102_1720.N1	07-AUG-2010 01:41:07	Bright	49.000	142	49Del Cap	2.8500	8900.0	98	44102	No
25	GOM_NL__2PRFIN20100807_014459_000000462091_00461_44102_1721.N1	07-AUG-2010 01:44:59	Bright	46.000	154	22Bet Aqr	2.8990	5700.0	92	44102	No
26	GOM_NL__2PRFIN20100807_015710_000000452091_00461_44102_1722.N1	07-AUG-2010 01:57:10	Bright	44.500	92	53Eps Cyg	2.5000	4500.0	89	44102	No
27	GOM_NL__2PRFIN20100807_015832_000000392091_00461_44102_1723.N1	07-AUG-2010 01:58:32	Bright	38.500	66	37Gam Cyg	2.2080	5900.0	77	44102	No
28	GOM_NL__2PRFIN20100807_020021_000000392091_00461_44102_1724.N1	07-AUG-2010 02:00:21	Bright	38.500	19	50Alp Cyg	1.2460	10500.	77	44102	No
29	GOM_NL__2PRFIN20100807_020547_000000382091_00461_44102_1725.N1	07-AUG-2010 02:05:47	Bright	38.000	89	5Alp Cep	2.4510	8000.0	76	44102	No
30	GOM_NL__2PRFIN20100807_021347_000000462091_00461_44102_1726.N1	07-AUG-2010 02:13:47	Bright	46.000	76	27Gam Cas	2.3000	30000.	92	44102	No
31	GOM_NL__2PRFIN20100807_021506_000000362091_00461_44102_1727.N1	07-AUG-2010 02:15:06	Bright	36.000	110	37Del Cas	2.6780	8900.0	72	44102	No
32	GOM_NL__2PRFIN20100807_022035_000000492091_00461_44102_1728.N1	07-AUG-2010 02:20:35	Bright	49.000	160	23Gam Per	2.9300	4700.0	98	44102	No
33	GOM_NL__2PRFIN20100807_022222_000000352091_00461_44102_1729.N1	07-AUG-2010 02:22:22	Twilight	35.000	35	33Alp Per	1.7950	6250.0	70	44102	No
34	GOM_NL__2PRFIN20100807_022329_000000452091_00461_44102_1730.N1	07-AUG-2010 02:23:29	Bright	45.000	175	39Del Per	3.0100	19400.	90	44102	No
35	GOM_NL__2PRFIN20100807_022640_000000452091_00461_44102_1731.N1	07-AUG-2010 02:26:40	Bright	45.000	149	45Eps Per	2.8880	30000.	90	44102	No
36	GOM_NL__2PRFIN20100807_023017_000000502091_00461_44102_1732.N1	07-AUG-2010 02:30:17	Bright	49.500	28	12Bet Tau	1.6500	15200.	99	44102	No
37	GOM_NL__2PRFIN20100807_023227_000000412091_00461_44102_1733.N1	07-AUG-2010 02:32:27	Twilight	41.000	176	23Zet Tau	3.0200	22000.	82	44102	No
38	GOM_NL__2PRFIN20100807_023514_000000672091_00461_44102_1734.N1	07-AUG-2010 02:35:14	Dark	66.500	13	87Alp Tau	0.86700	3800.0	133	44102	No
39	GOM_NL__2PRFIN20100807_023710_000000432091_00461_44102_1735.N1	07-AUG-2010 02:37:10	Dark	42.500	27	24Gam Ori	1.6360	26000.	85	44102	No
40	GOM_NL__2PRFIN20100807_023905_000000422091_00461_44102_1736.N1	07-AUG-2010 02:39:05	Dark	41.500	30	46Eps Ori	1.6940	30000.	83	44102	No
41	GOM_NL__2PRFIN20100807_024026_000000402091_00461_44102_1737.N1	07-AUG-2010 02:40:26	Dark	39.500	125	44Iot Ori	2.7700	30000.	79	44102	No
42	GOM_NL__2PRFIN20100807_024143_000000422091_00461_44102_1738.N1	07-AUG-2010 02:41:43	Dark	42.000	7	19Bet Ori	0.10000	14000.	84	44102	No

338	GOM_NL__2PRFIN20100807_234452_000000432091_00474_44115_2112.N1	07-AUG-2010 23:44:52	Bright	42.500	92	53Eps Cyg	2.5000	4500.0	85	44115	No
339	GOM_NL__2PRFIN20100807_234615_000000392091_00474_44115_2113.N1	07-AUG-2010 23:46:15	Bright	38.500	66	37Gam Cyg	2.2080	5900.0	77	44115	No
340	GOM_NL__2PRFIN20100807_234803_000000412091_00474_44115_2114.N1	07-AUG-2010 23:48:03	Bright	41.000	19	50Alp Cyg	1.2460	10500.	82	44115	No
341	GOM_NL__2PRFIN20100807_235329_000000412091_00474_44115_2115.N1	07-AUG-2010 23:53:29	Bright	41.000	89	5Alp Cep	2.4510	8000.0	82	44115	No

3. Quality information per product

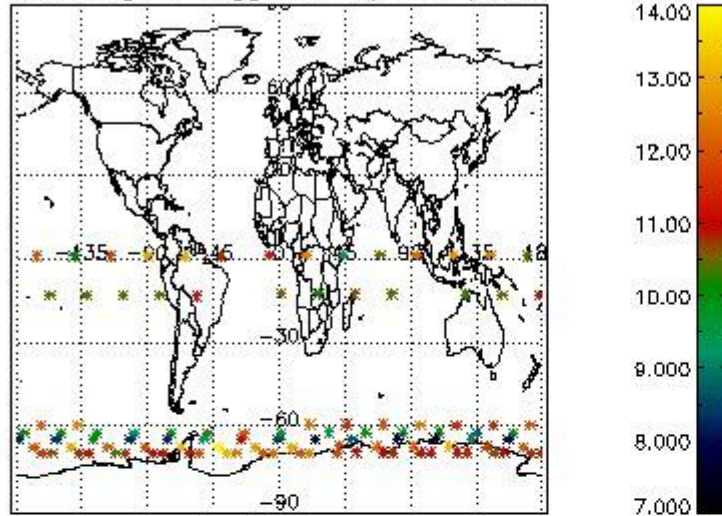
In this section it is plotted some information contained in the Quality Summary data set of the level 2 products. Only products in dark limb conditions and without errors (error flag in the MPH set to "0") are used.

3.1 Plot quality information per product (time dependant)

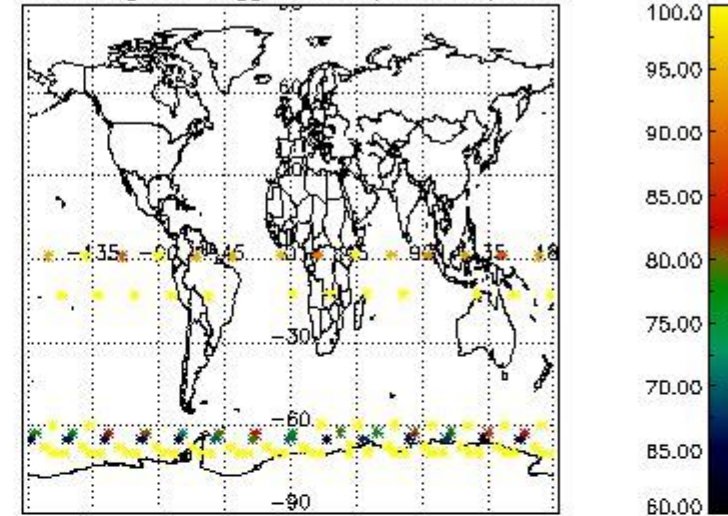


3.2 Plot quality information per product (world map)

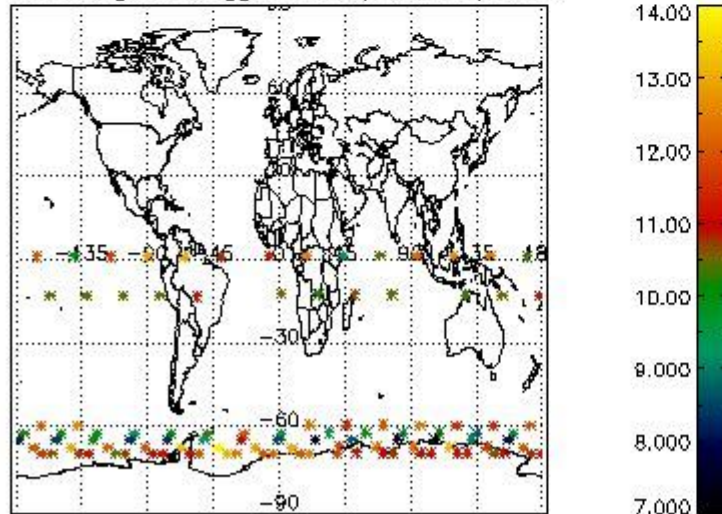
Percentage of flagged data per O3 profile



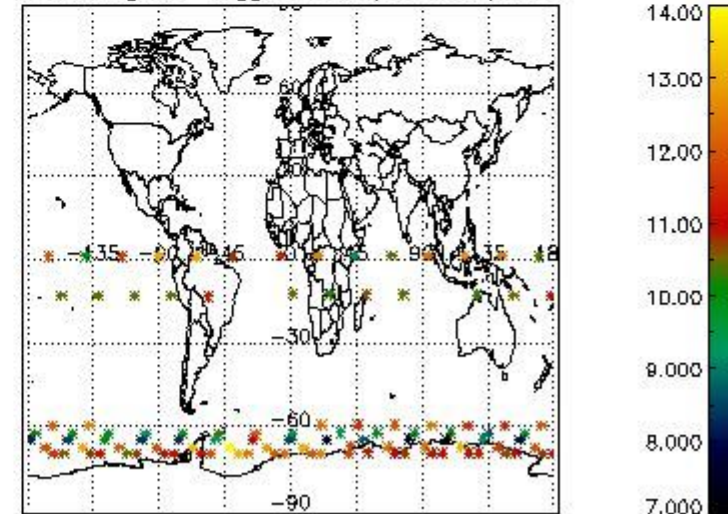
Percentage of flagged data per H2O profile



Percentage of flagged data per NO2 profile



Percentage of flagged data per NO3 profile

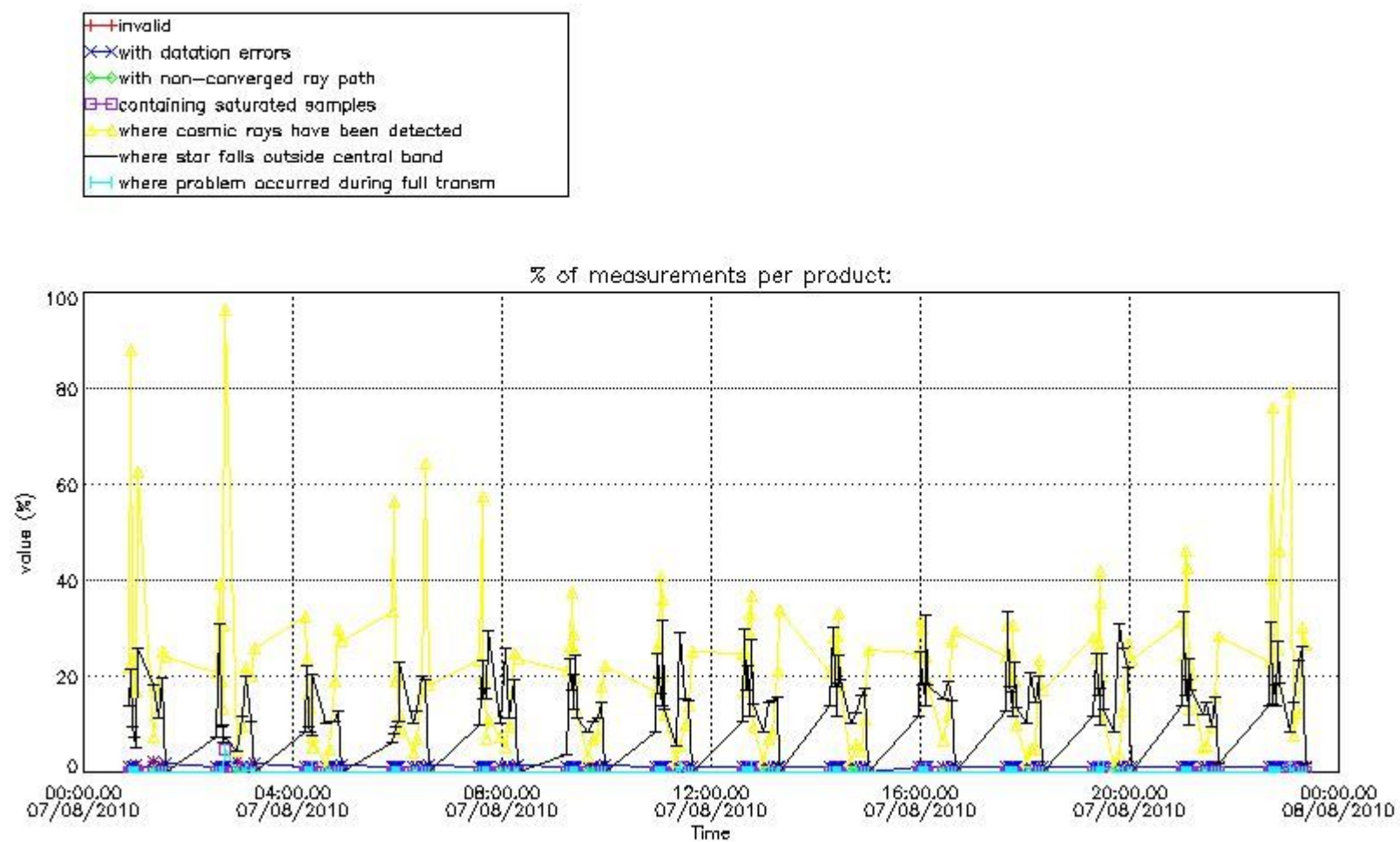


4. Level 1 quality information per product

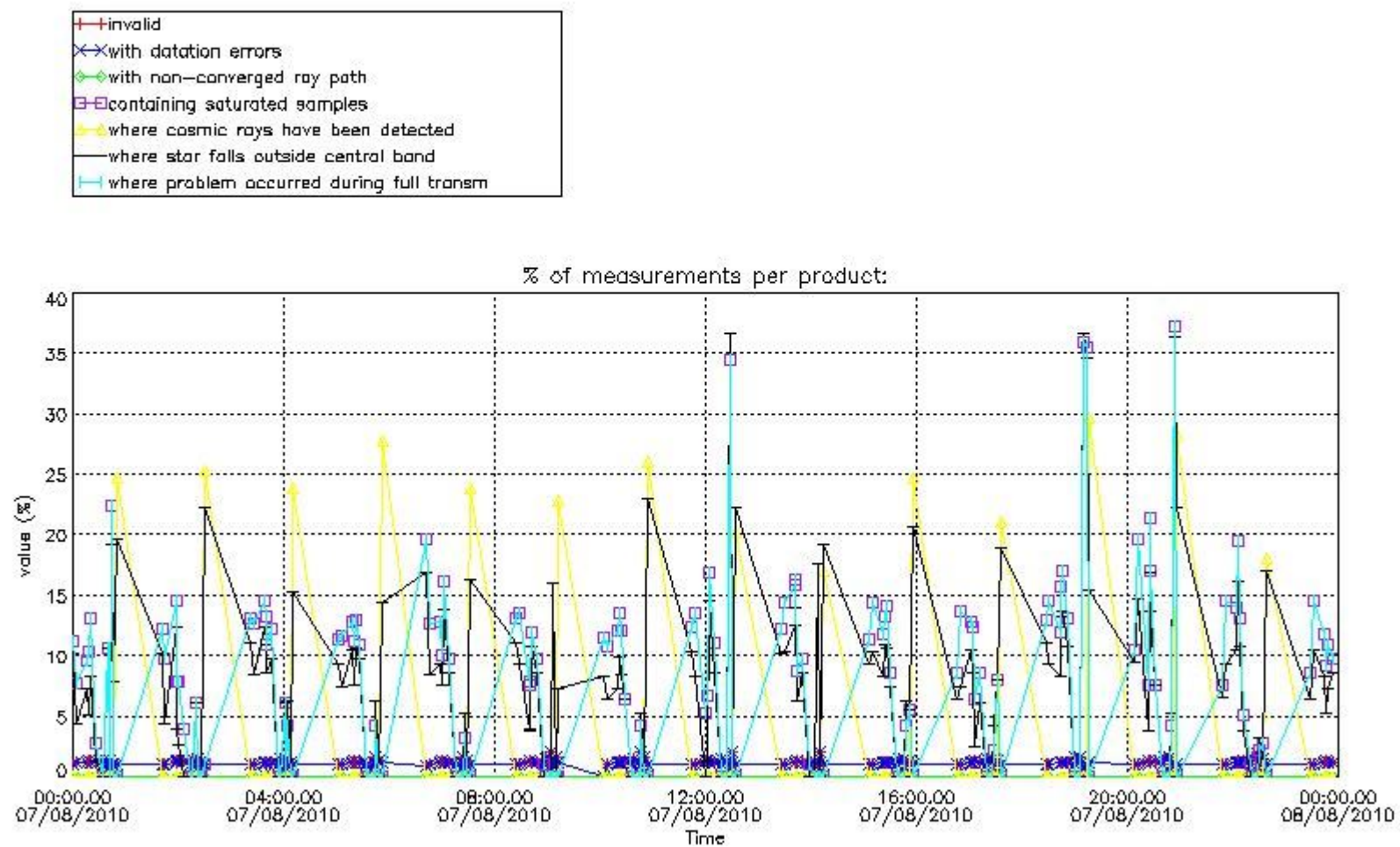
In this section it is plotted some information contained in the Quality Summary data set of the level 2 products that comes from the level 1b processing. Products without errors (error flag in the MPH set to "0") are used.

4.1 Plot quality information per product (time dependant) coming from level 1b processing

4.1.1 Plot level 1 quality information per product (time dependant): ENVISAT ASCENDING passes

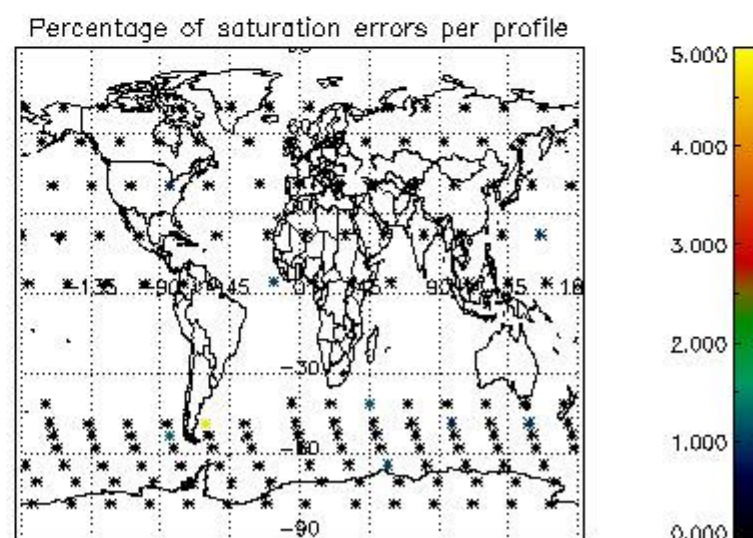
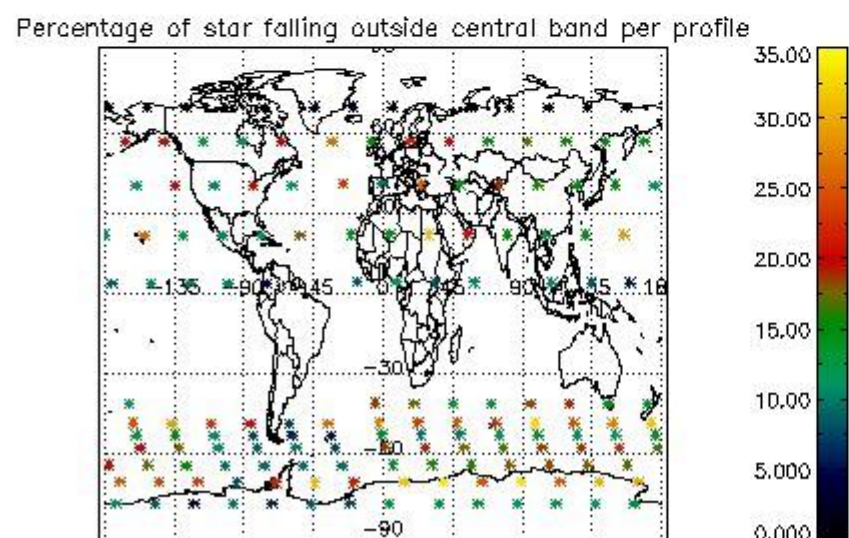
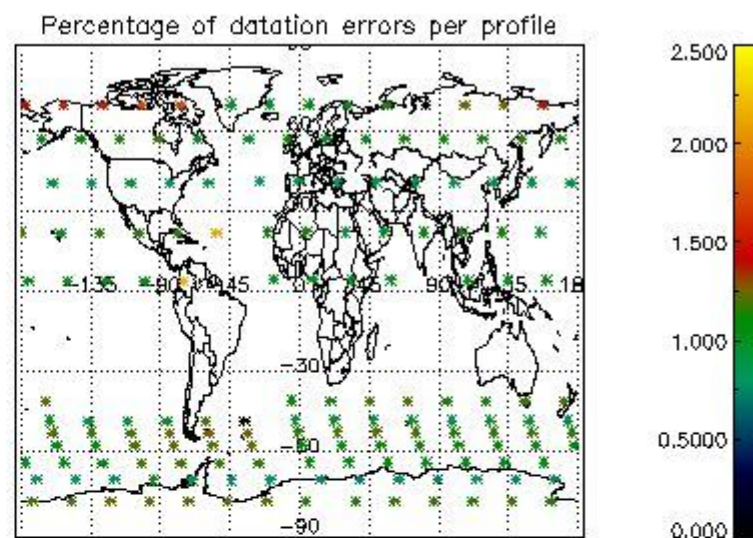
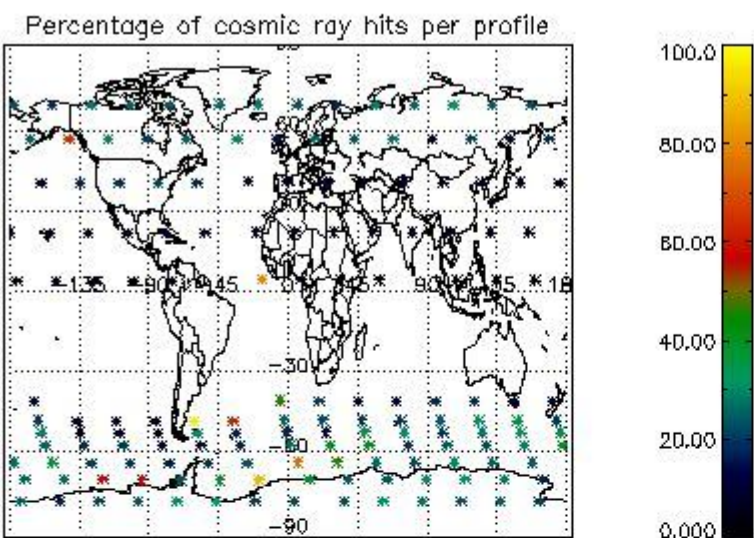


4.1.2 Plot level 1 quality information per product (time dependant): ENVI SAT DESCENDING passes

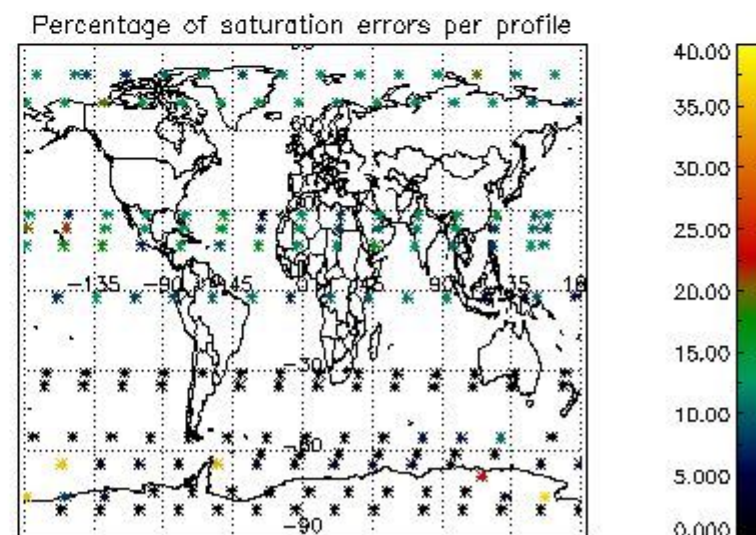
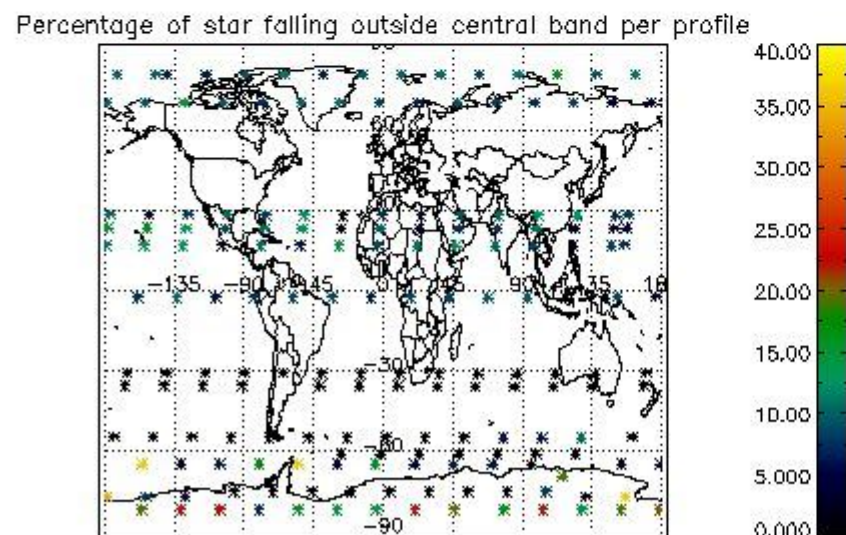
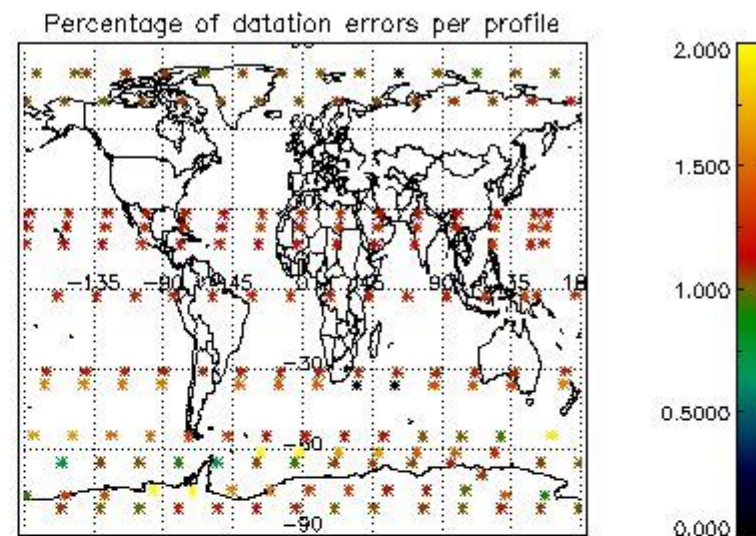
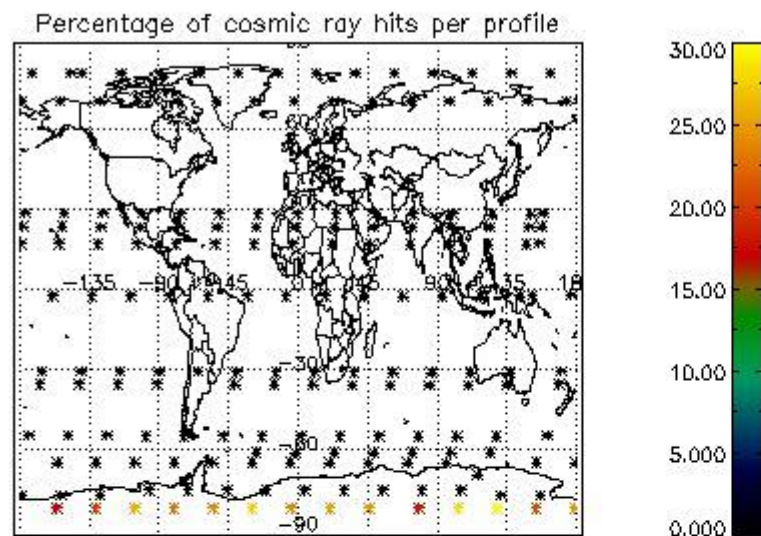


4.2 Plot quality information per product coming from level 1b processing (world map)

4.2.1 Plot level 1 quality information per product (world map): ENVISAT ASCENDING passes



4.2.2 Plot level 1 quality information per product (world map): ENVISAT DESCENDING passes



5. Trace gas profiles

5.1 Ozone statistics based on quality of products

The final quality of the products can be "measured" using the STD (Standard Deviation) attached to every point profile. This information is written to the parameter GOM_NL__2P/NL_LOCAL_SPECIES_DENSITY/o3_std of the level 2 products. The table below shows the statistics for given STD ranges.

The statistics are given with respect to the overall valid production:

- Products without fatal errors: GOM_NL__2P/MPH/PRODUCT_ERR=0
- Valid point profile: GOM_NL__2P/NL_LOCAL_SPECIES_DENSITY/pcd(0)=0

The 'Criteria' is applied to valid points of dark limb products:

- Products in dark limb illumination condition: GOM_NL__2P/NL_SUMMARY_QUALITY/obs_ill_cond=0
- Products without fatal errors: GOM_NL__2P/MPH/PRODUCT_ERR=0
- Valid point profile: GOM_NL__2P/NL_LOCAL_SPECIES_DENSITY/pcd(0)=0

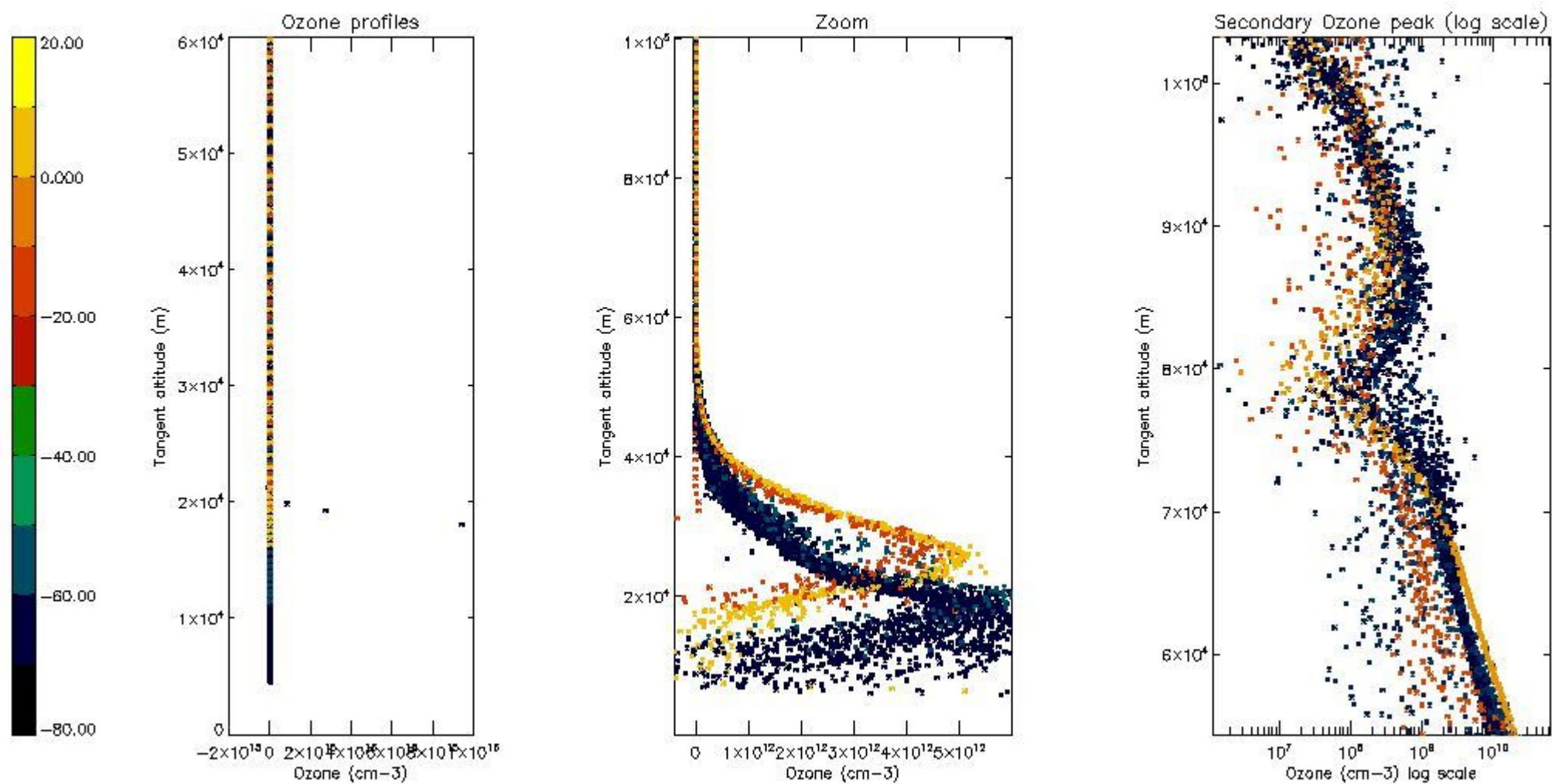
So, the table below shows the percentage of dark limb and valid observations for each criteria with respect to the overall valid daily observations.

Criteria	% of total production
All STD	34
STD < 20	20

STD < 10	16
STD < 5	12

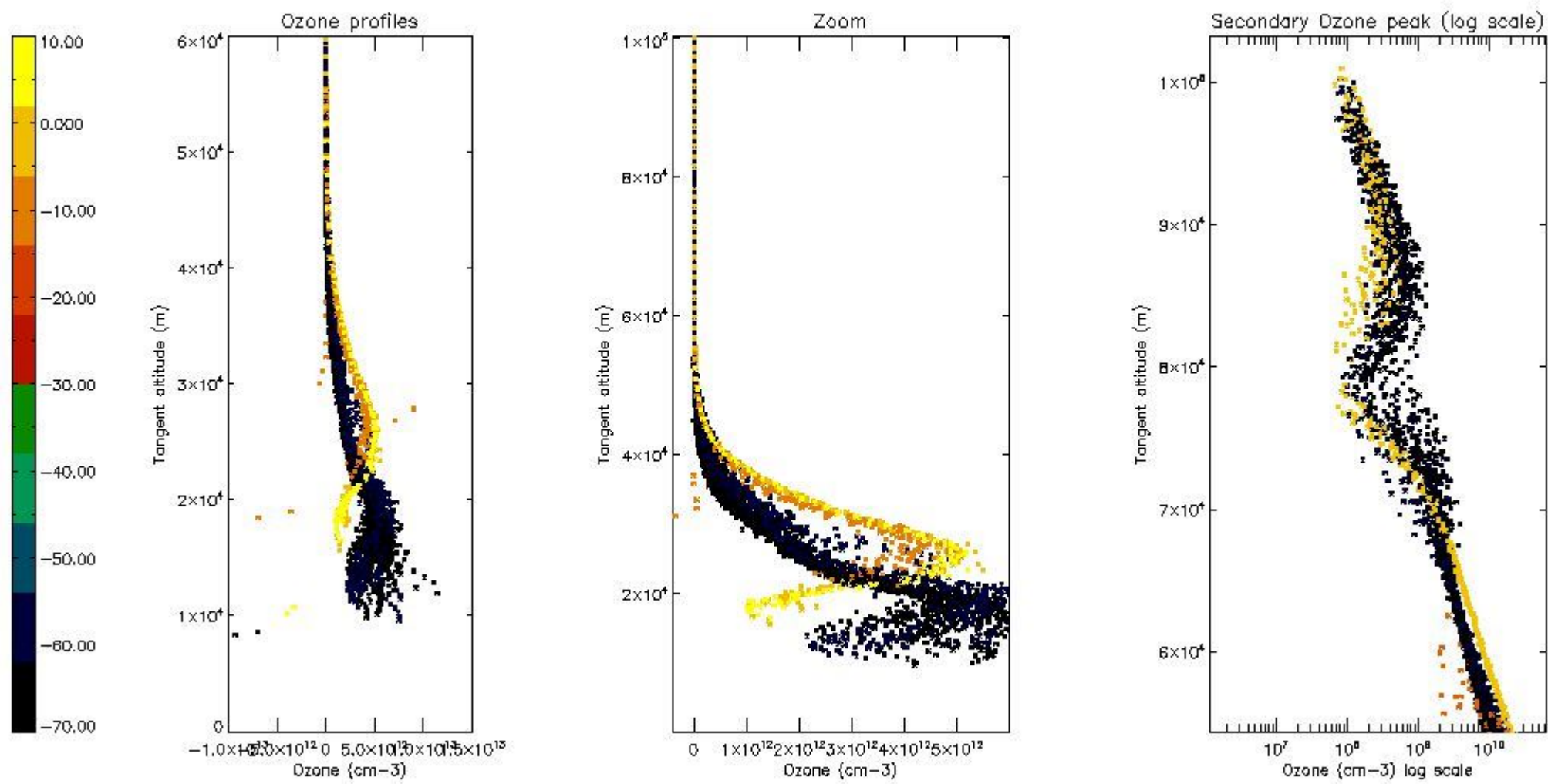
5.2 Plot ozone profiles for all STD (dark without errors)

The colorbar represents the latitude.



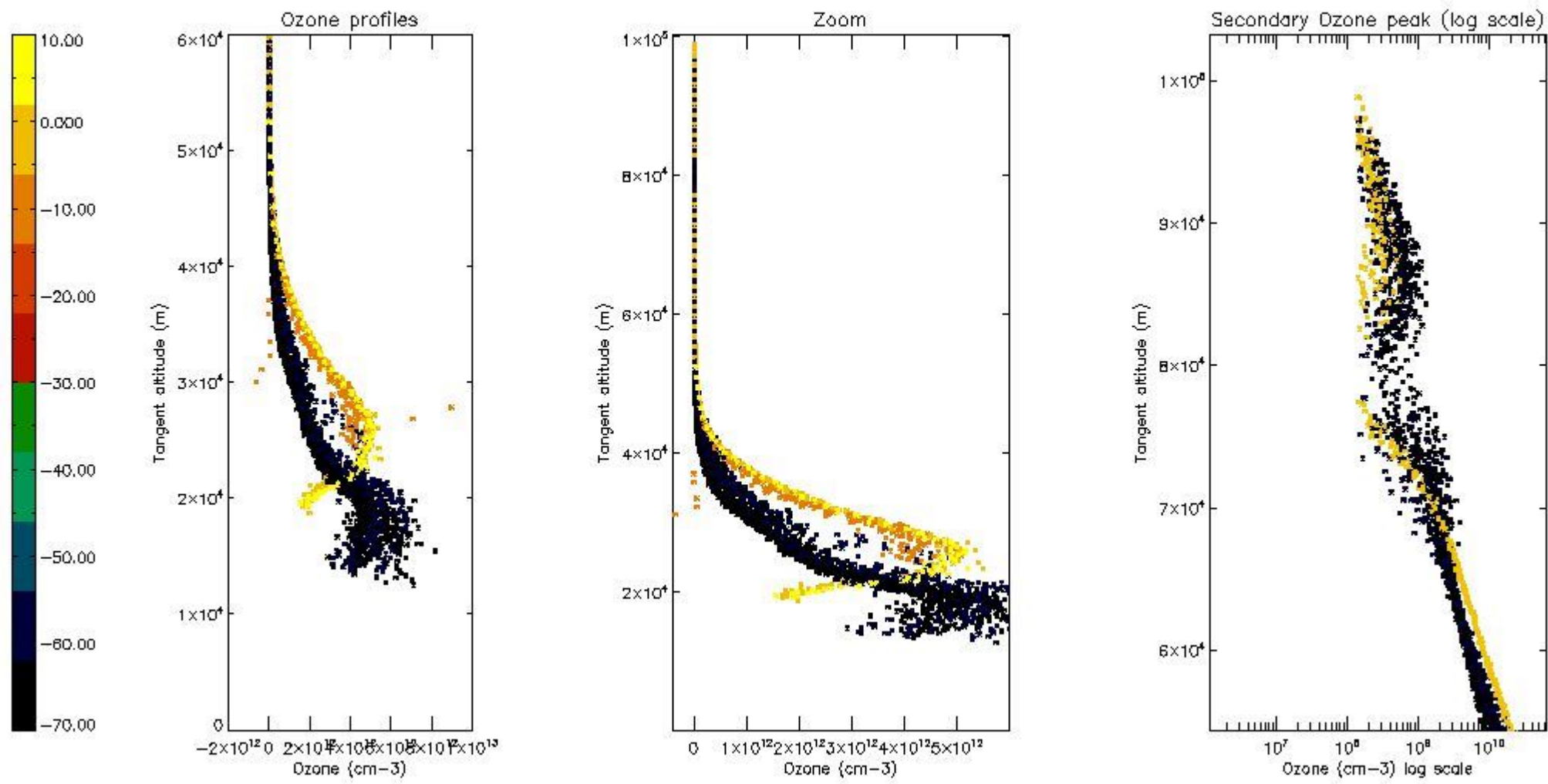
5.3 Plot ozone profiles where STD < 20% (dark without errors)

The colorbar represents the latitude.



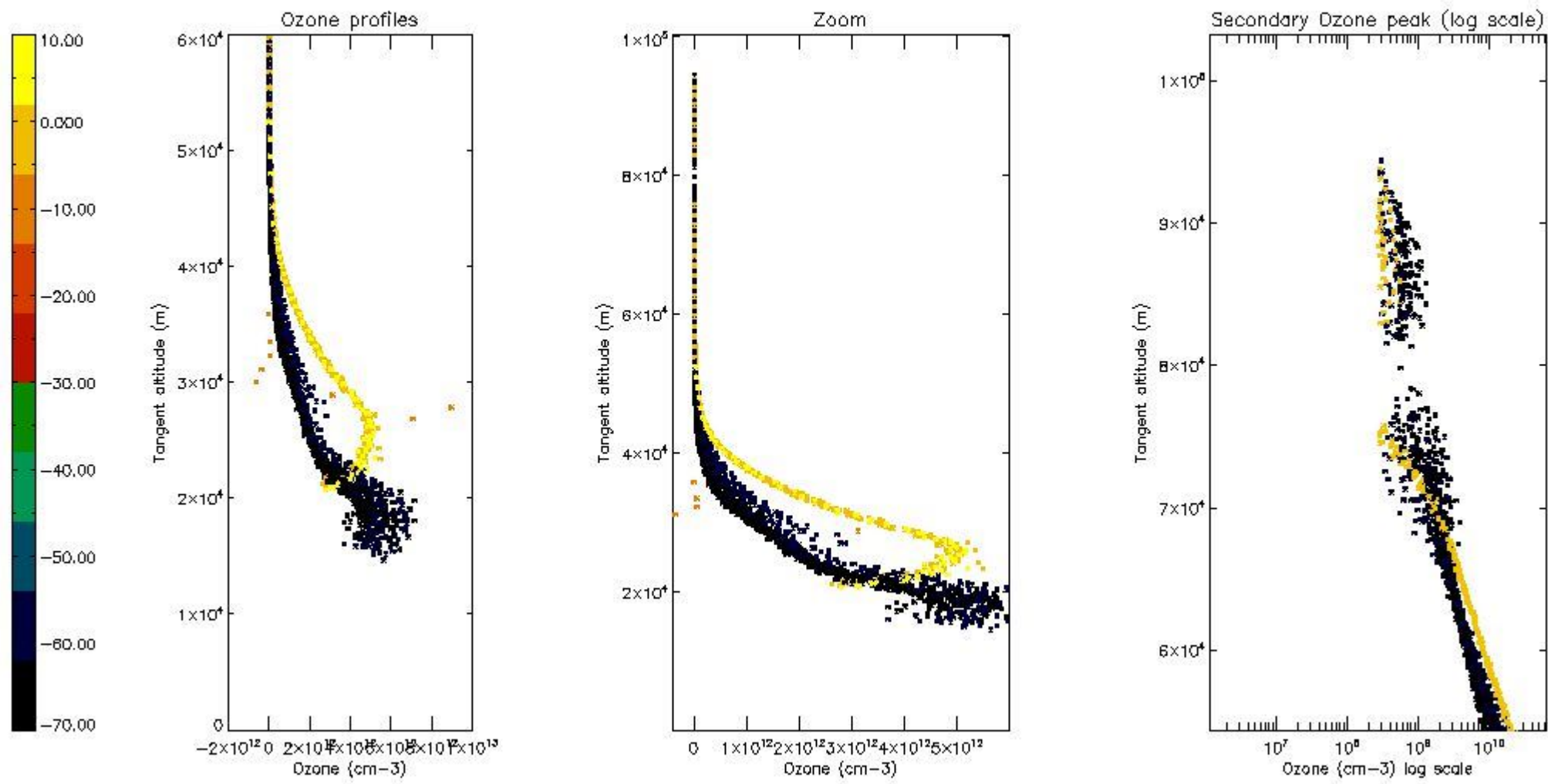
5.4 Plot ozone profiles where STD < 10% (dark without errors)

The colorbar represents the latitude.



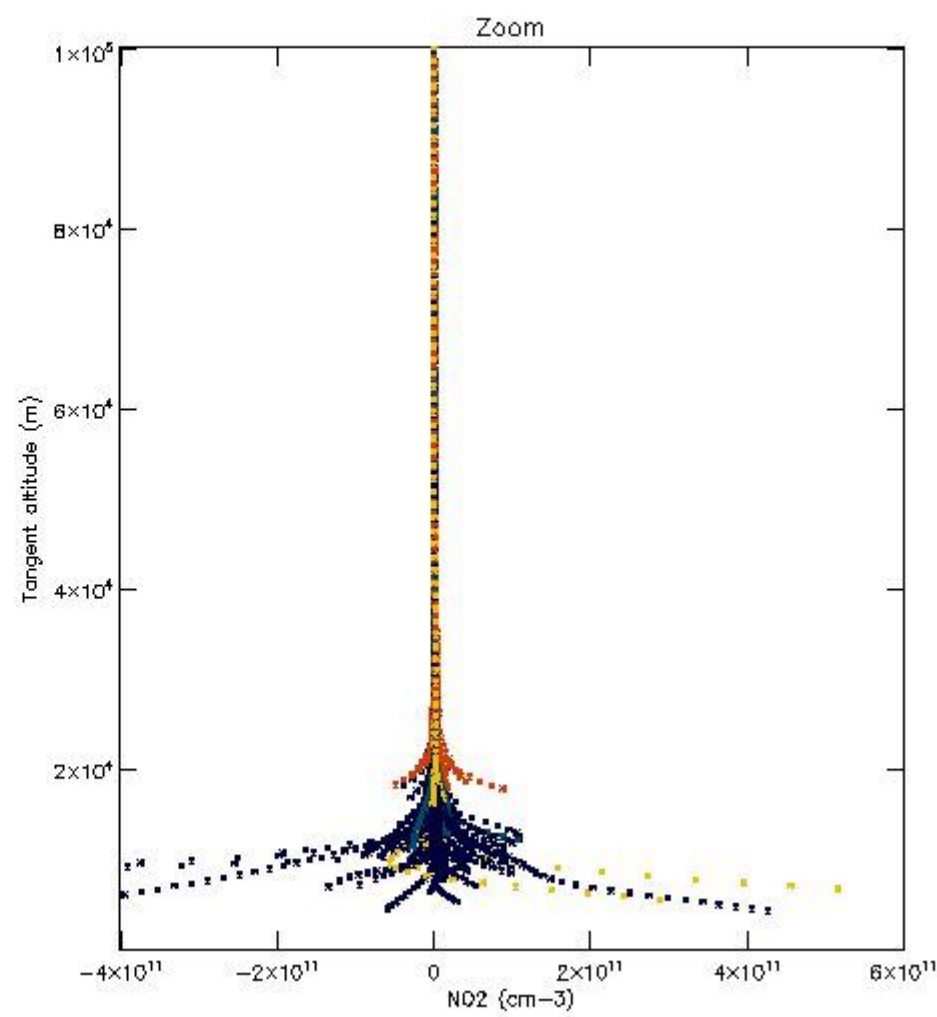
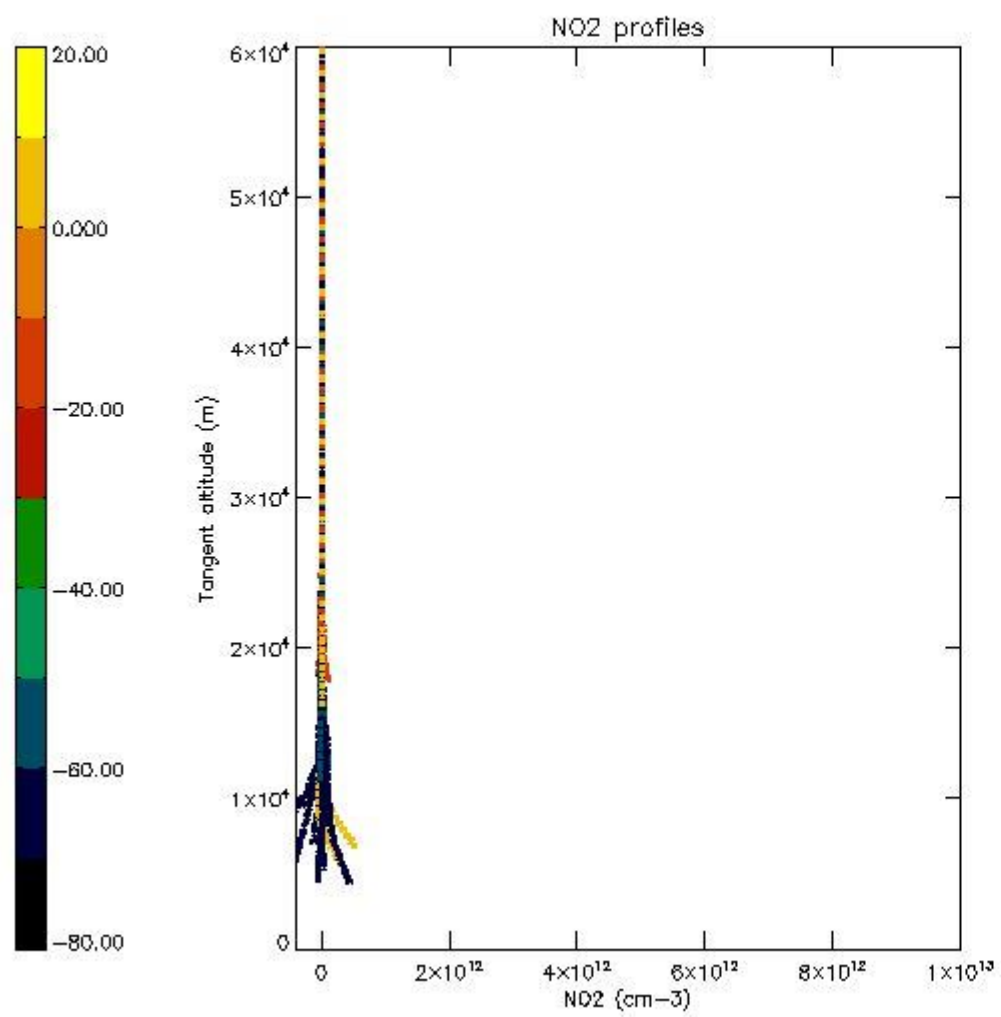
5.5 Plot ozone profiles where STD < 5% (dark without errors)

The colorbar represents the latitude.



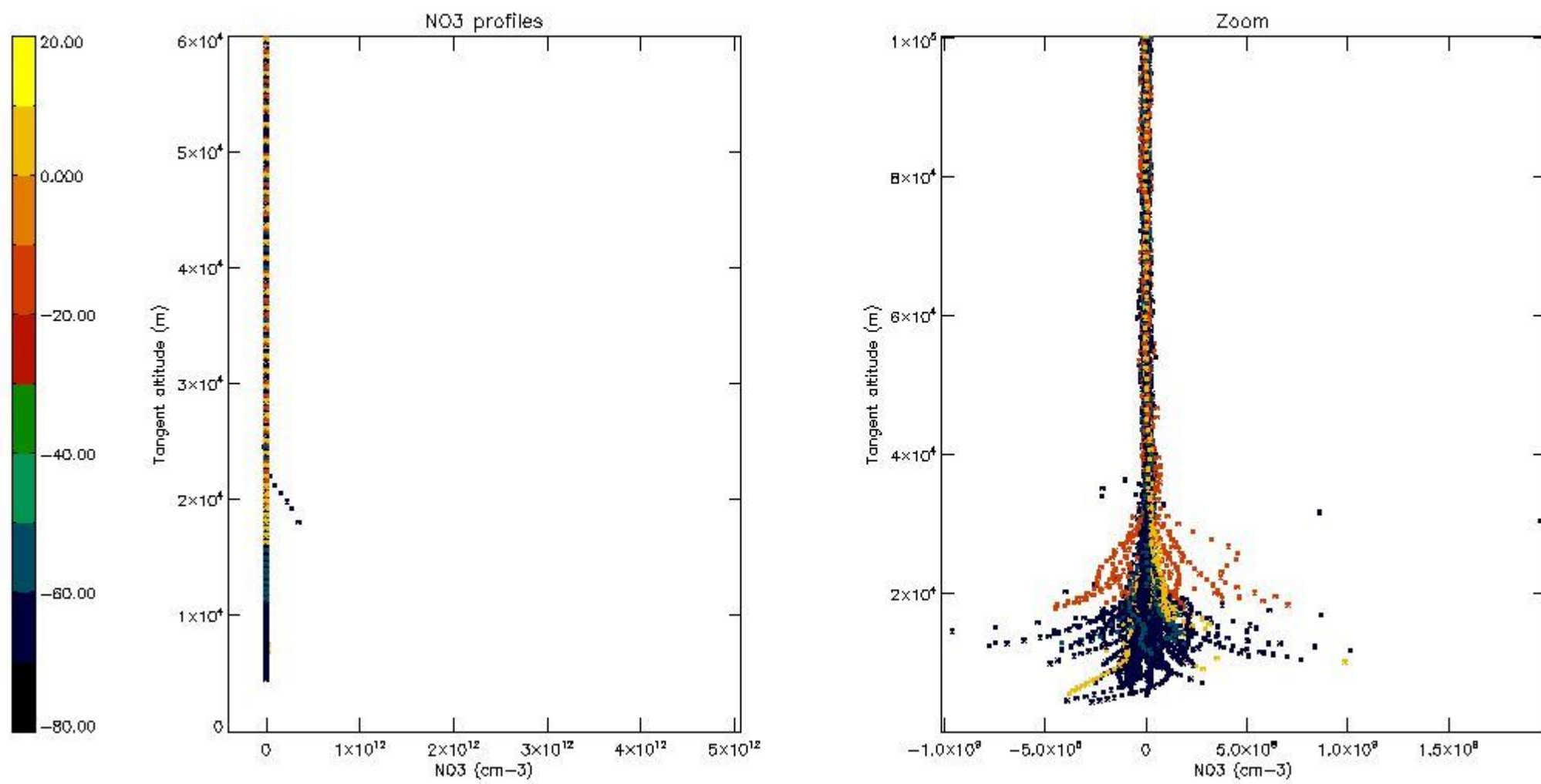
5.6 Plot NO₂ profiles for all STD (dark without errors)

The colorbar represents the latitude.



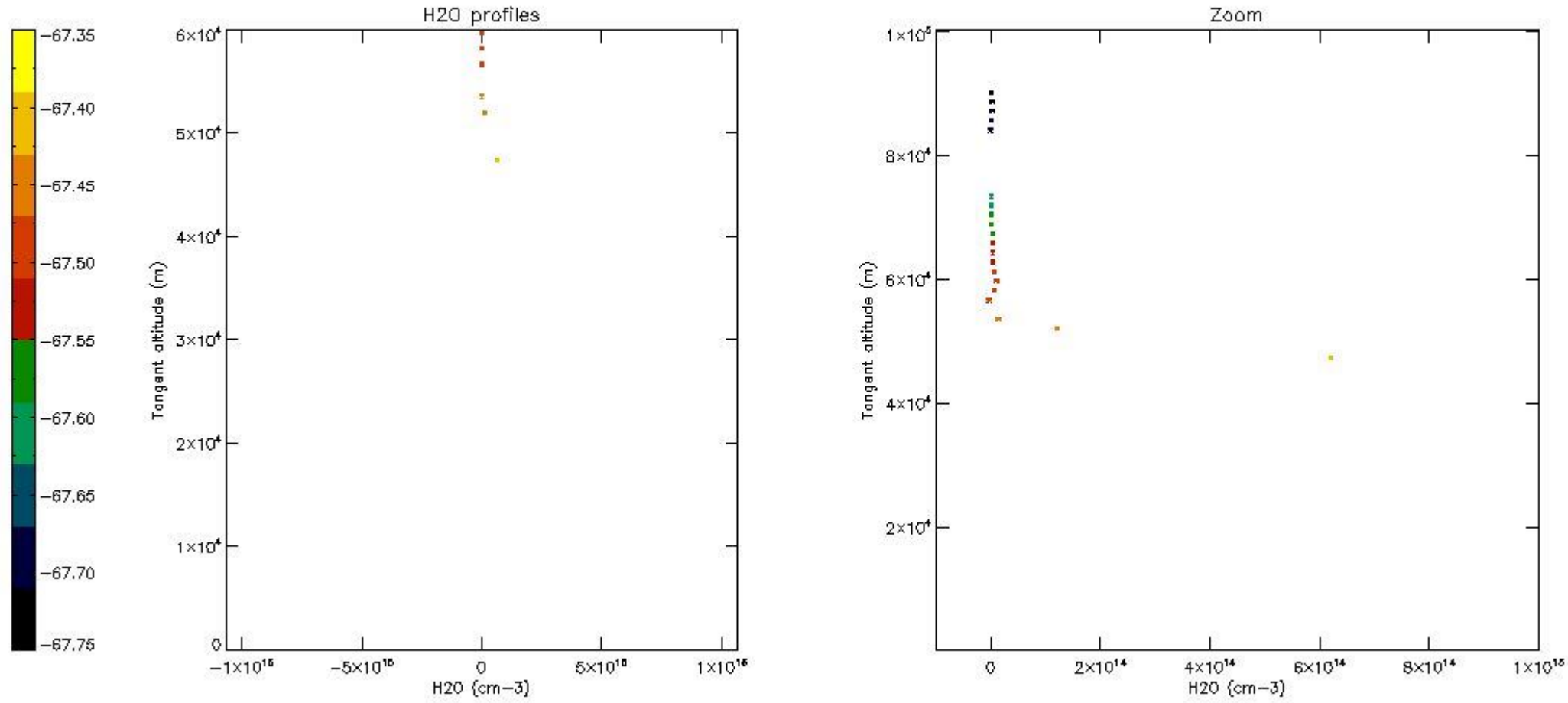
5.7 Plot NO3 profiles for all STD (dark without errors)

The colorbar represents the latitude.



5.8 Plot H₂O profiles for all STD (only for occultations of stars 1,2,3,4,13,14,16,26,63 dark without errors)

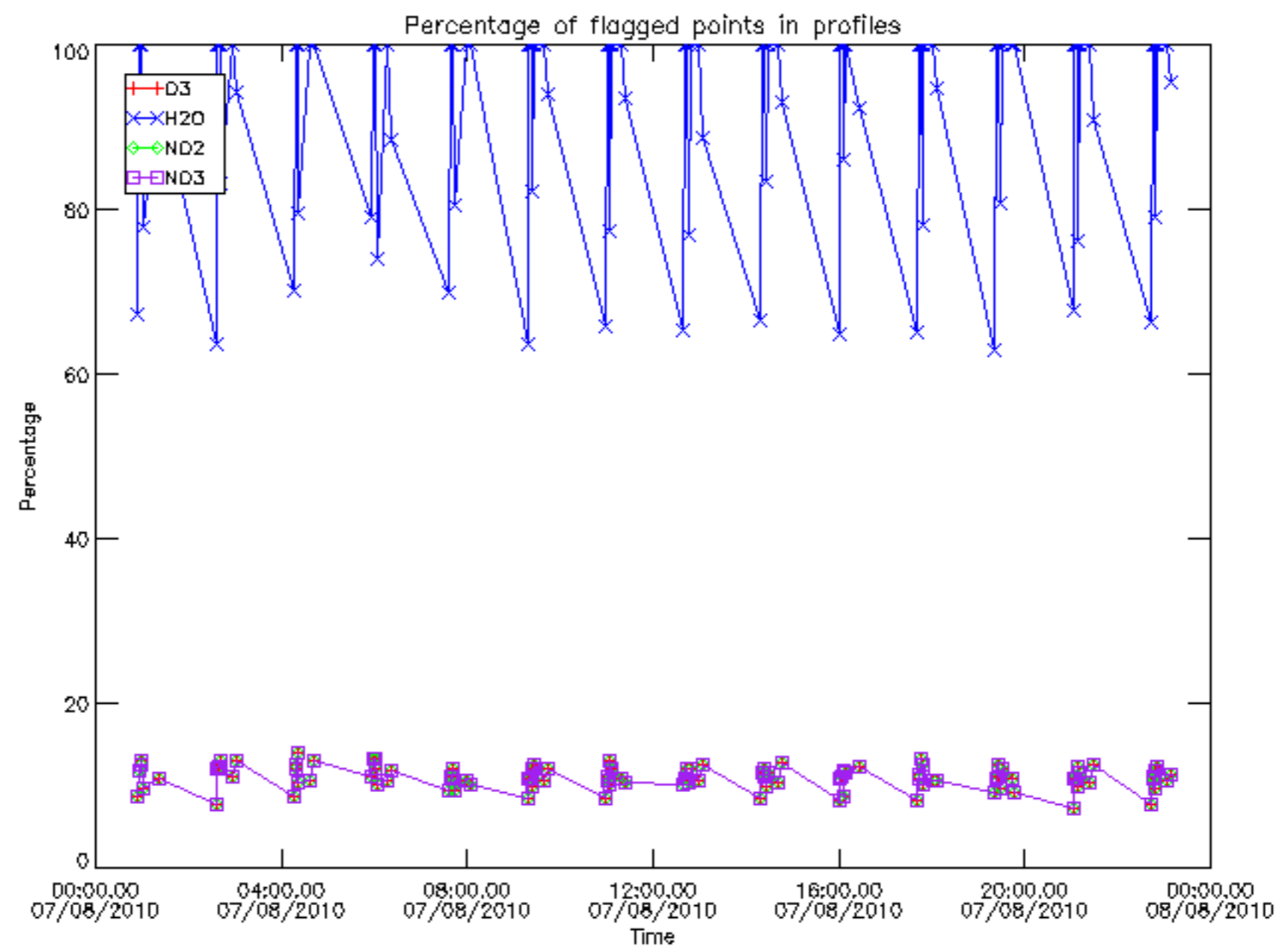
The colorbar represents the latitude.



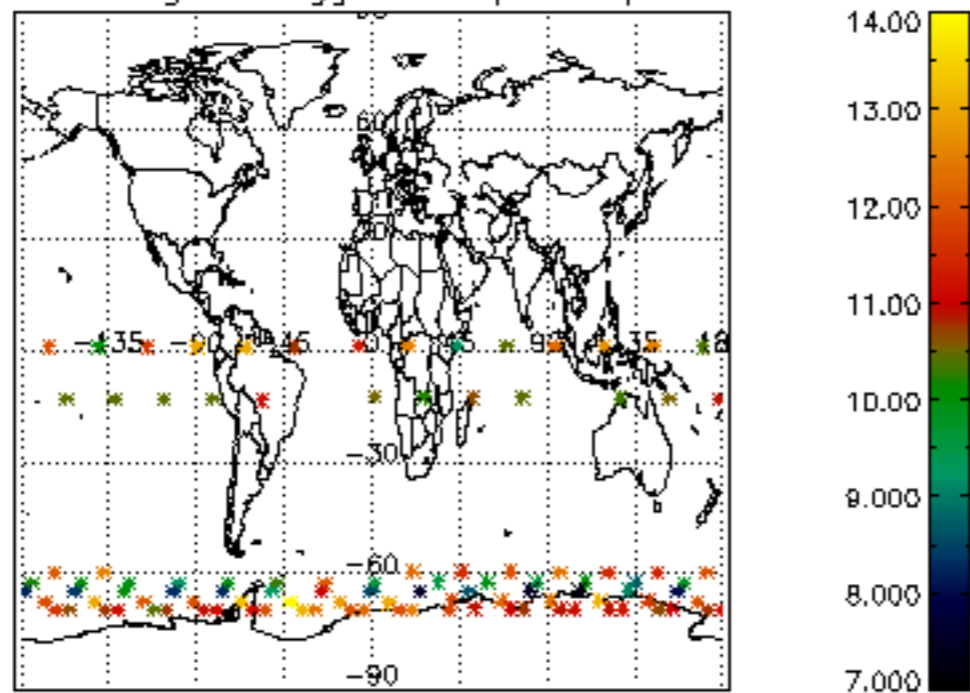
6. Auxiliary Data Files used for the production reported in section 2

The number reported in the third column indicates since which file (see list in section 2) the corresponding auxiliary file has been used. The fourth column is the date of those product files.

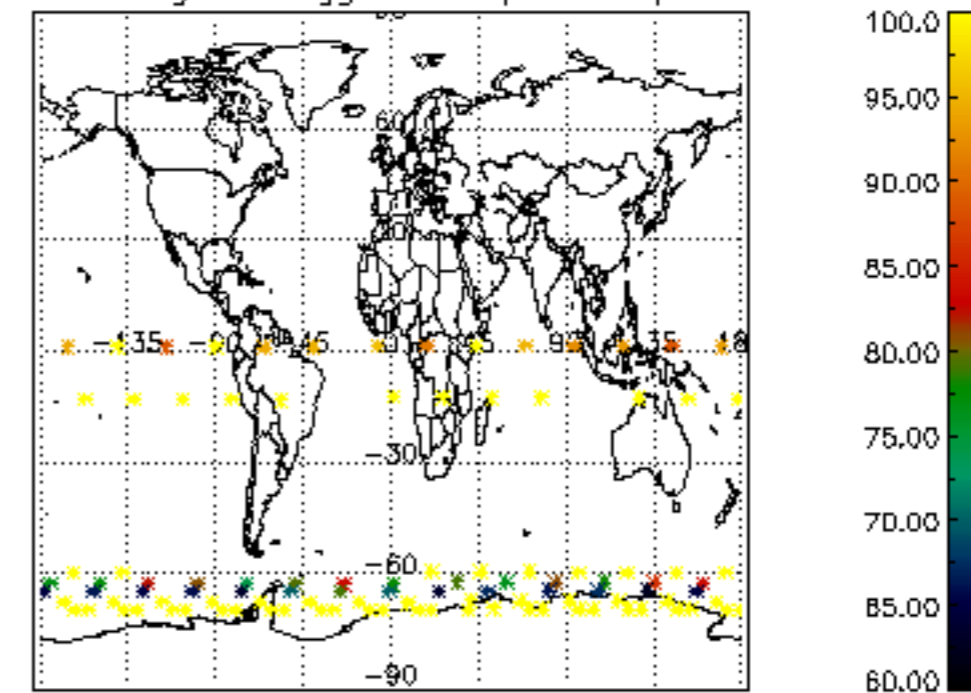
Type	Auxiliary Filename	Used since product	Used since product date
INST_PHYS_CHARACTERISTICS	GOM_INS_AXVIEC20091111_143220_20030716_120000_20500101_000000	1	07-AUG-2010 00:00:30
LEVEL-2_PROC_CONFIG	GOM_PR2_AXVIEC20091111_152718_20020301_000000_20500101_000000	1	07-AUG-2010 00:00:30
CROSS_SECTIONS_FILE	GOM_CRS_AXVIEC20091111_154832_20020301_000000_20500101_000000	1	07-AUG-2010 00:00:30



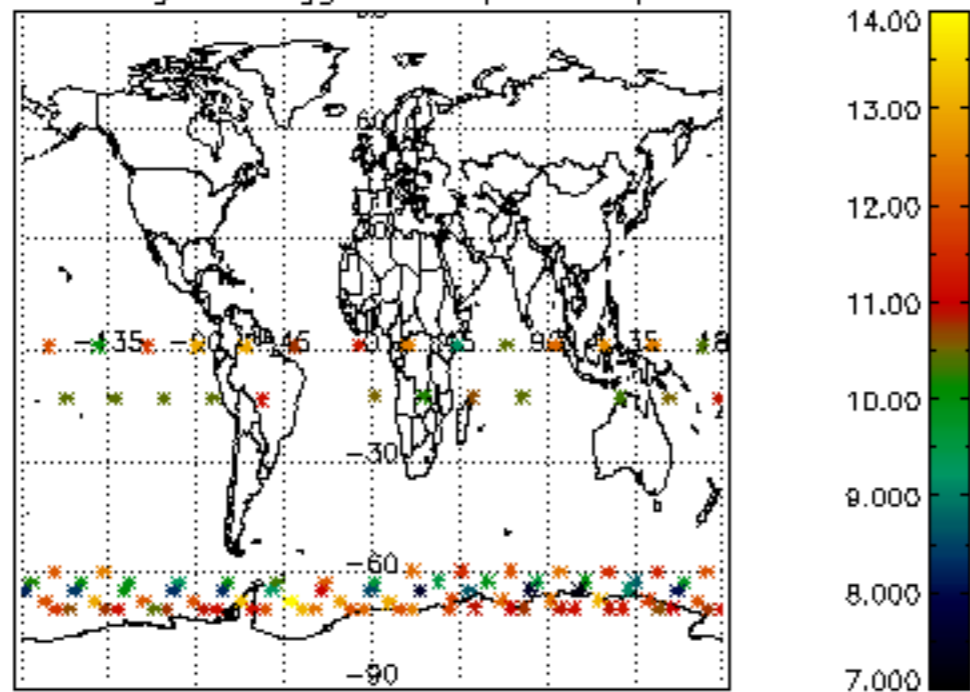
Percentage of flagged data per D3 profile



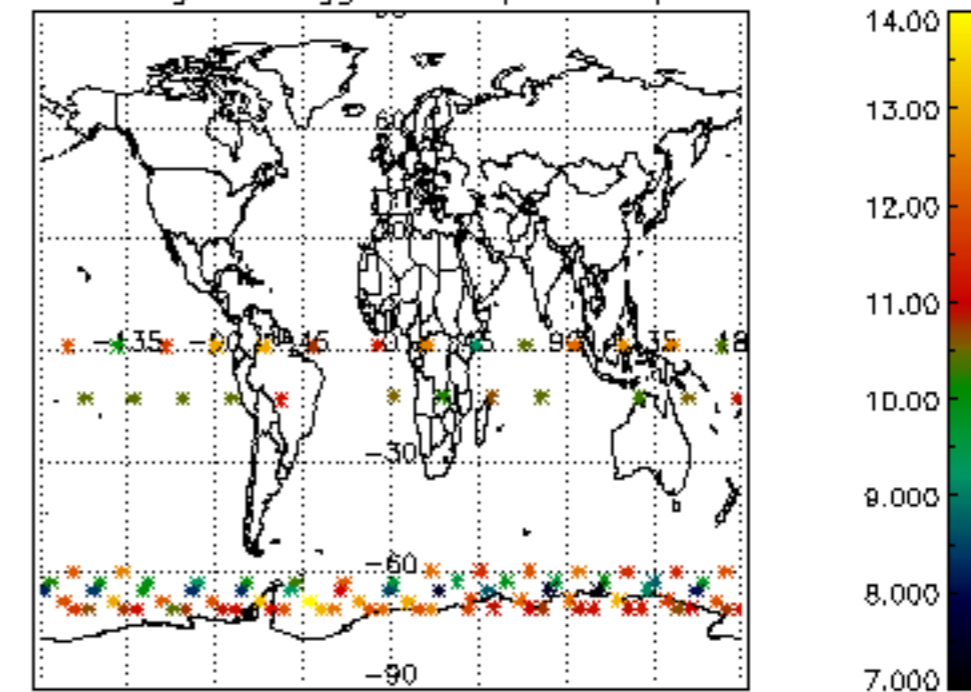
Percentage of flagged data per H2O profile

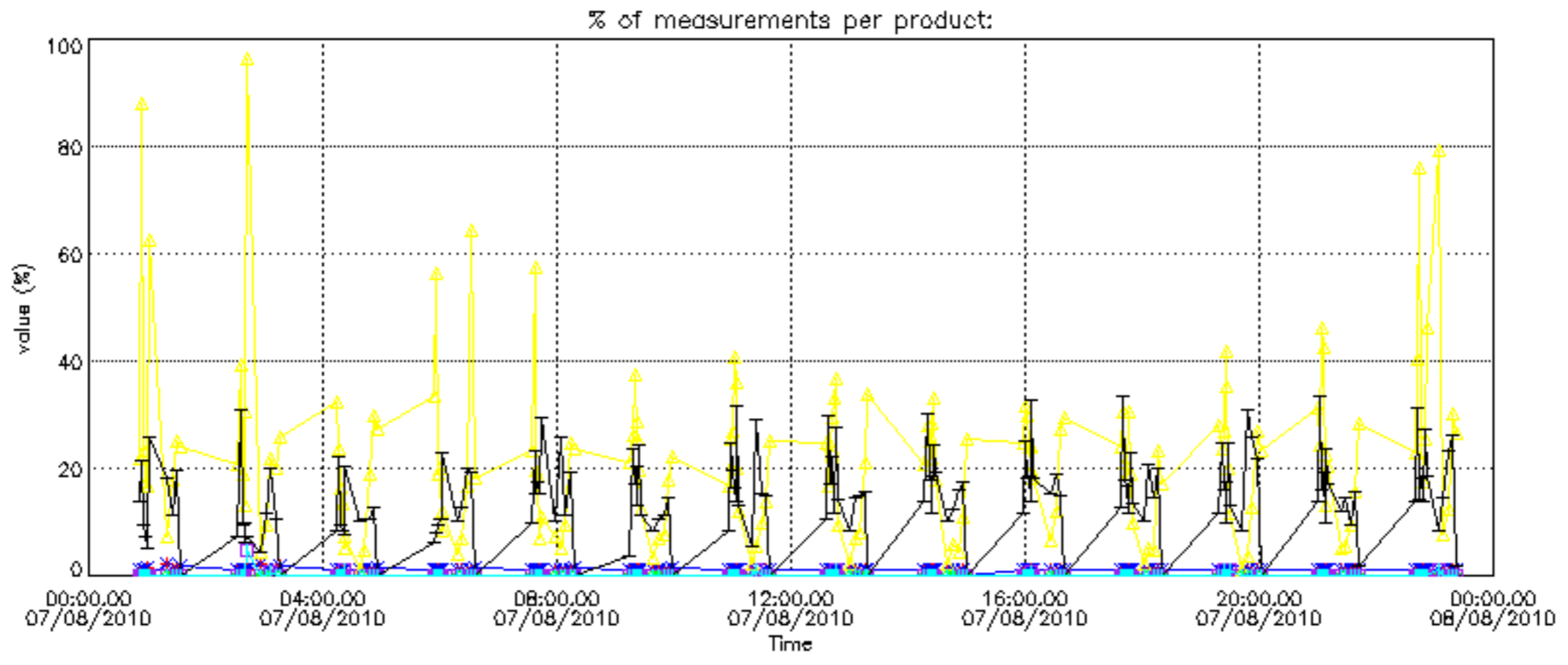


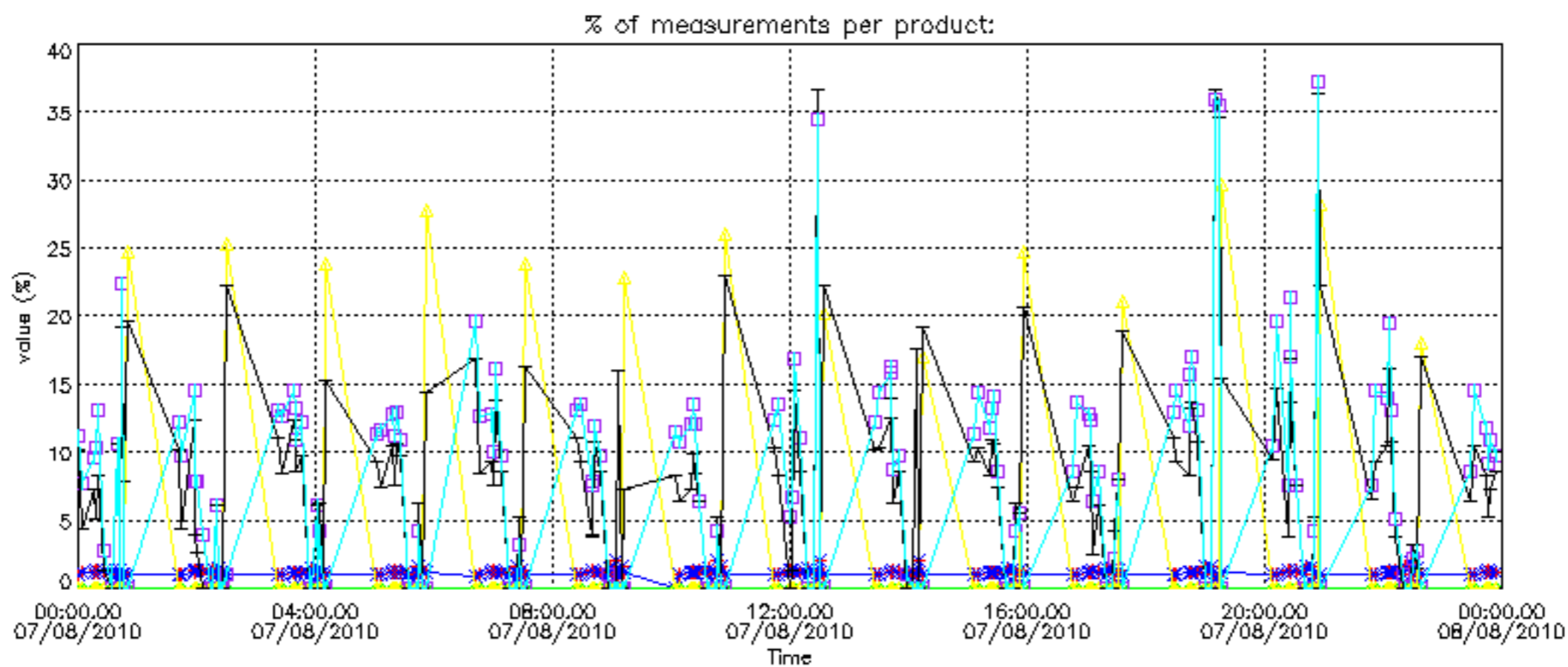
Percentage of flagged data per NO2 profile



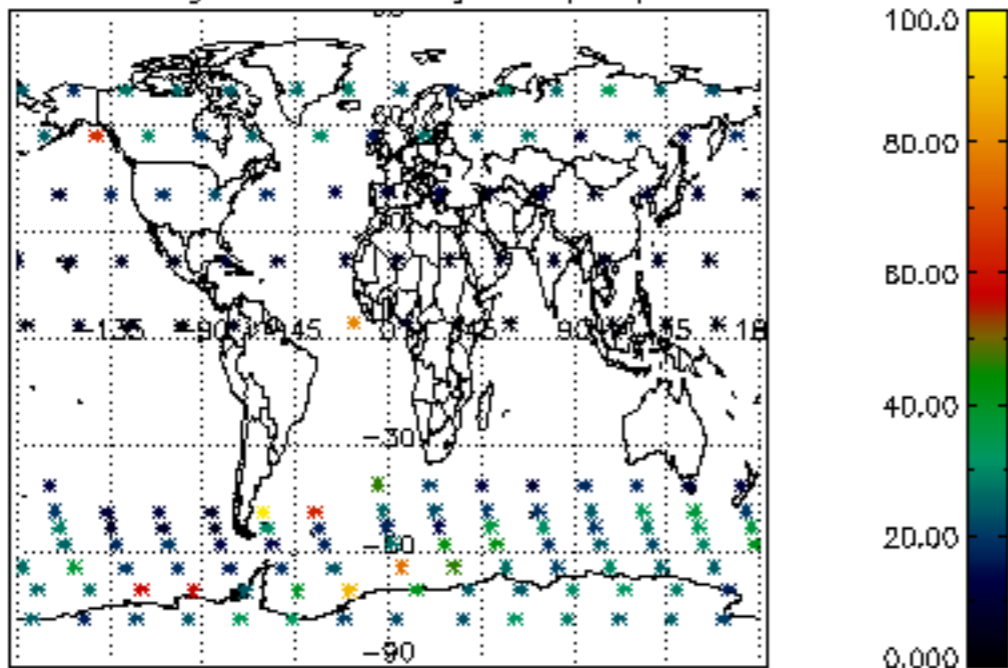
Percentage of flagged data per NO3 profile



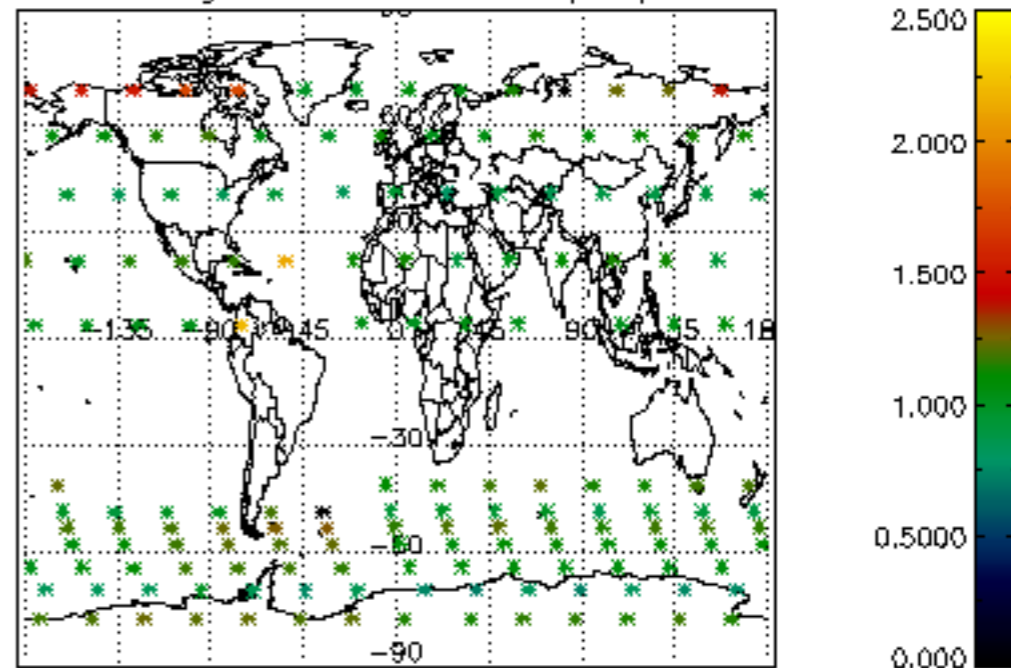




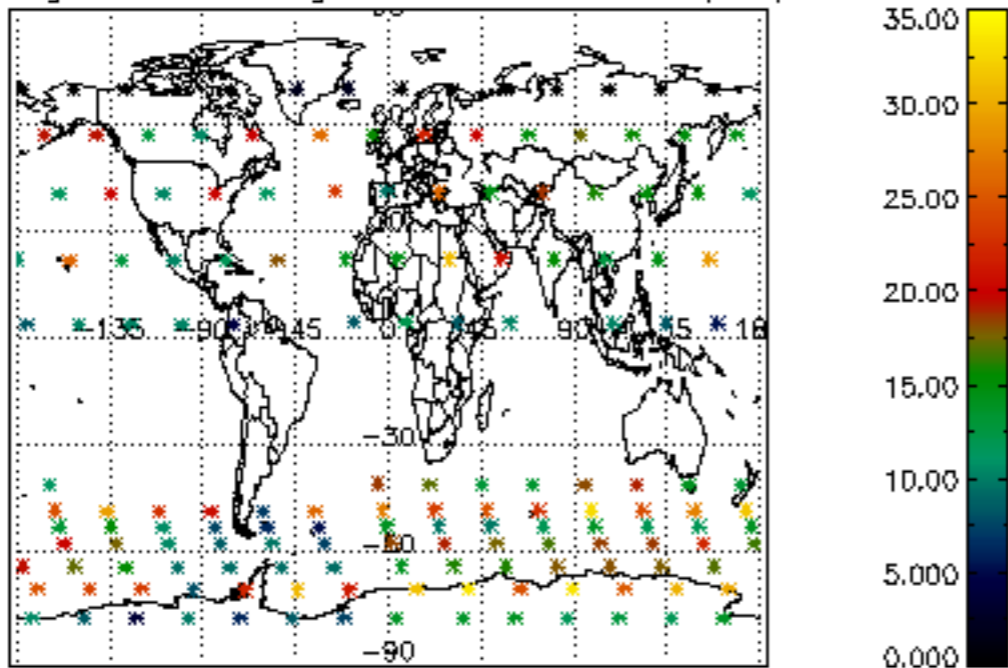
Percentage of cosmic ray hits per profile



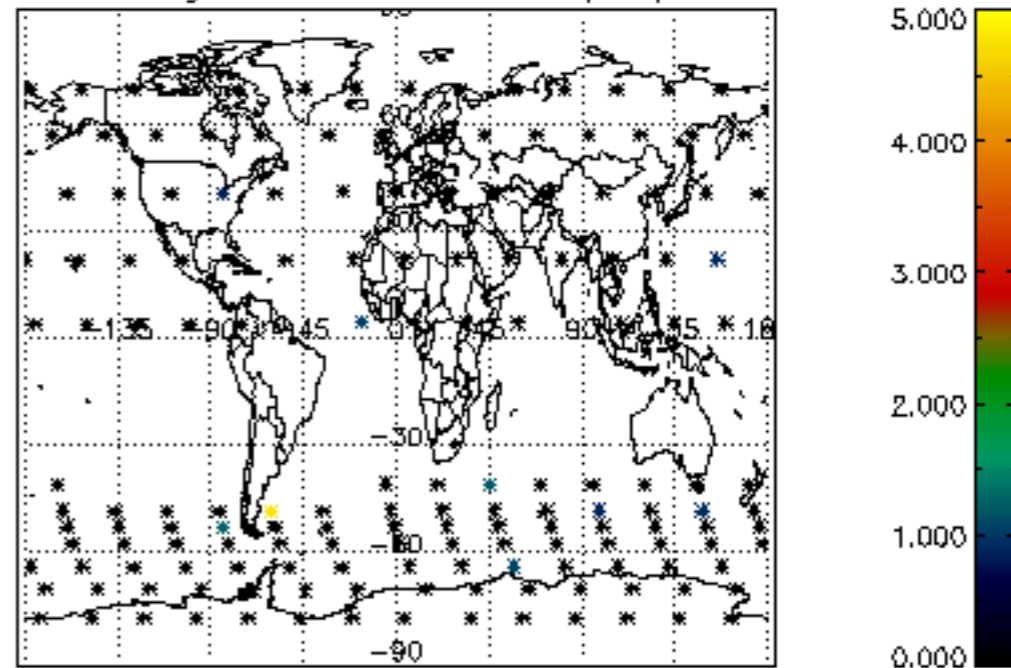
Percentage of datation errors per profile



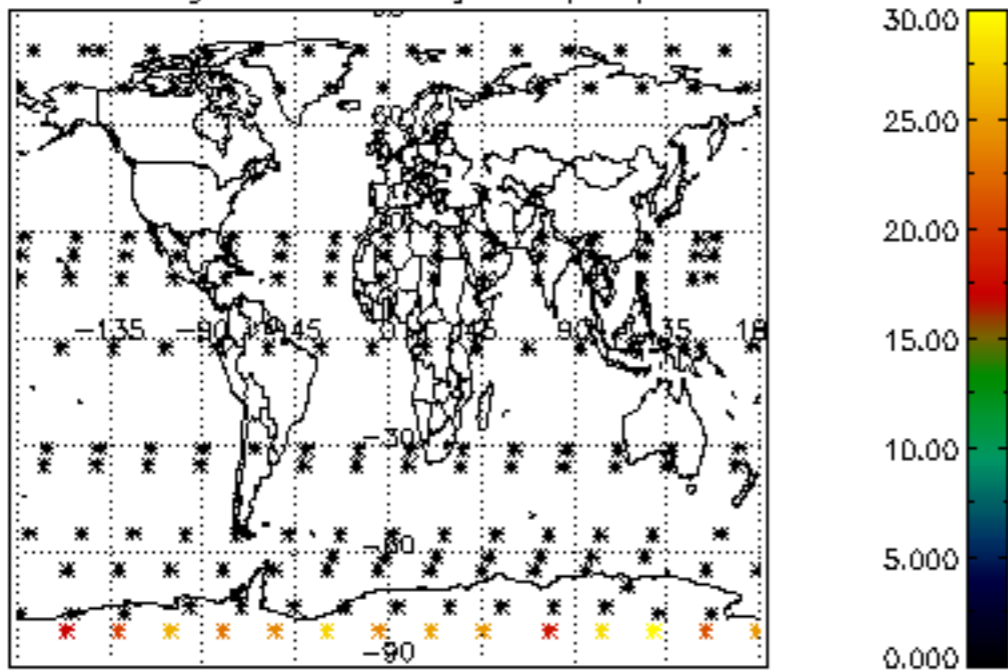
Percentage of star falling outside central band per profile



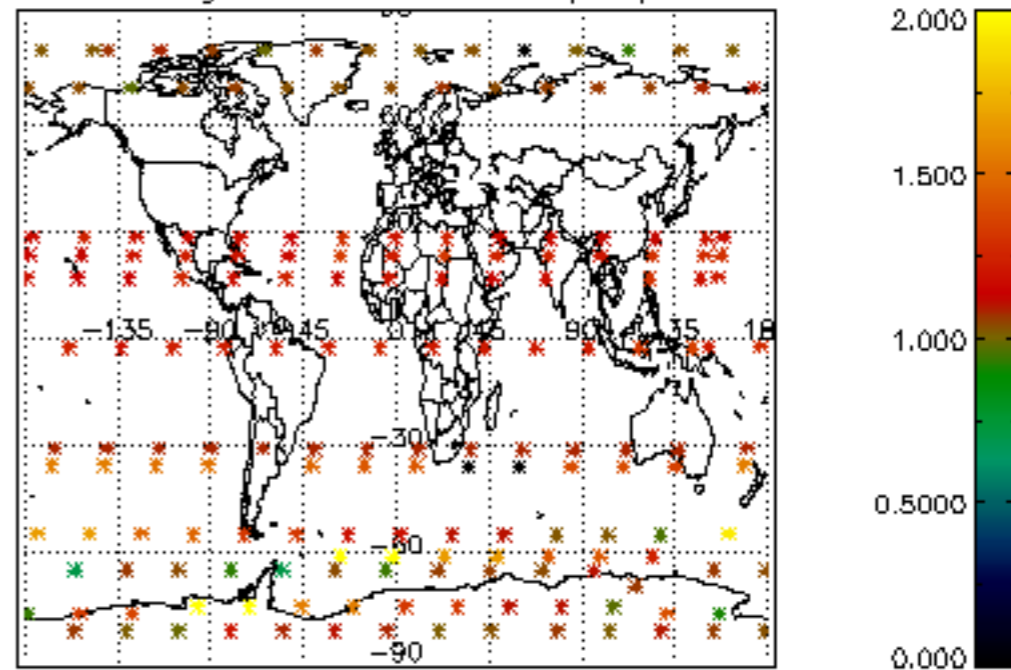
Percentage of saturation errors per profile



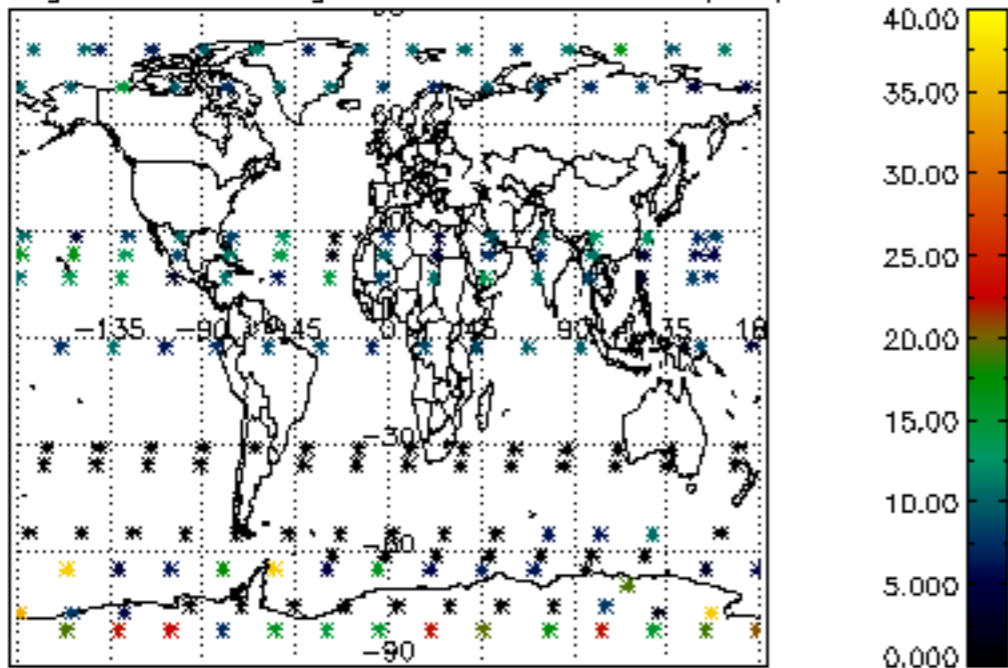
Percentage of cosmic ray hits per profile



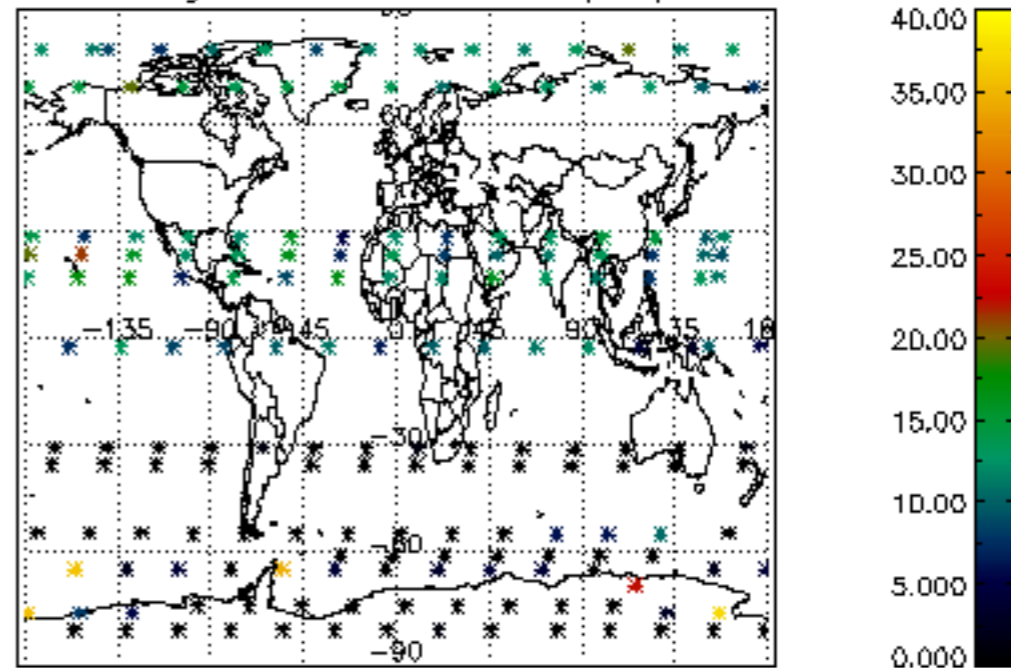
Percentage of datation errors per profile

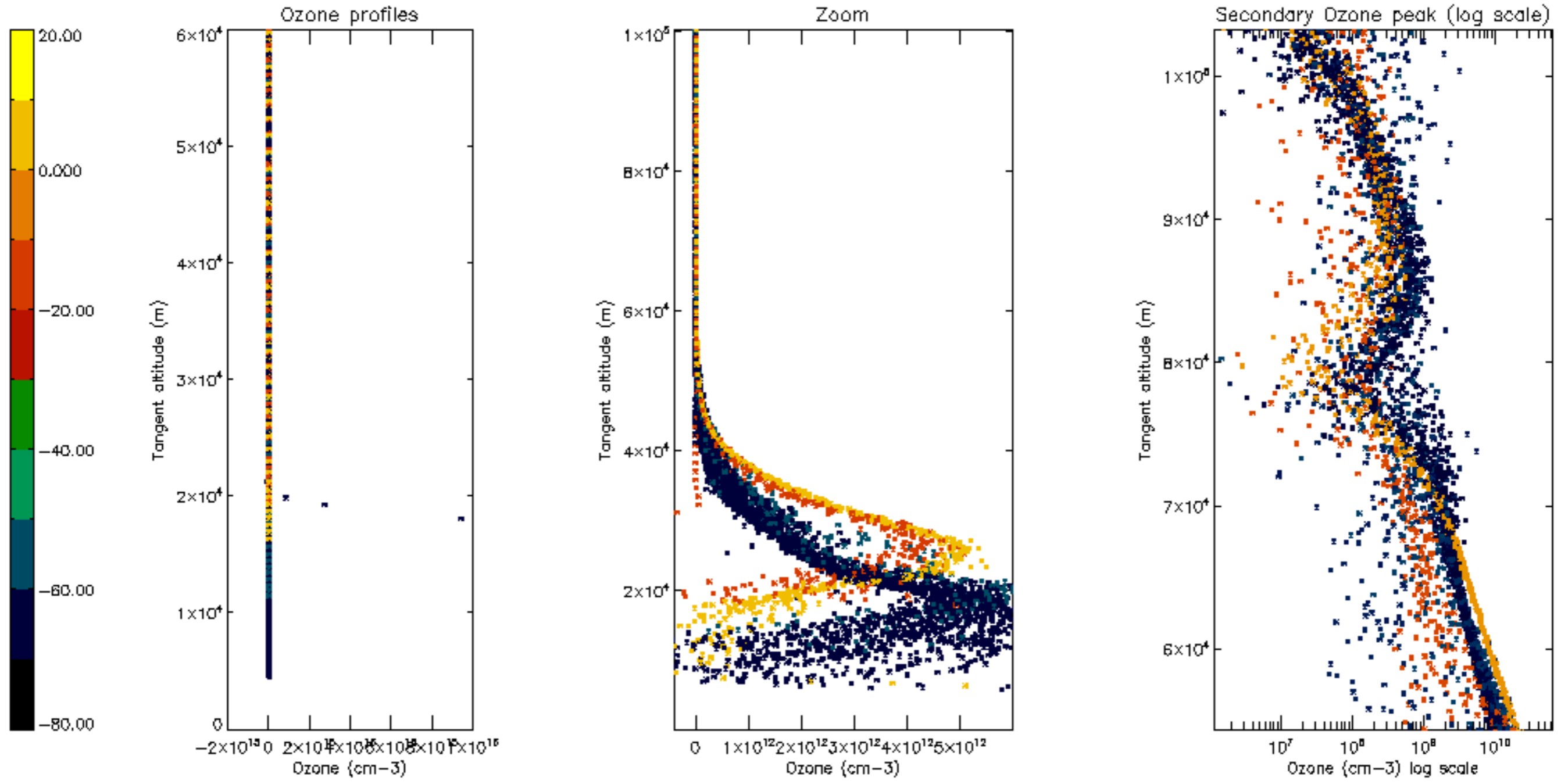


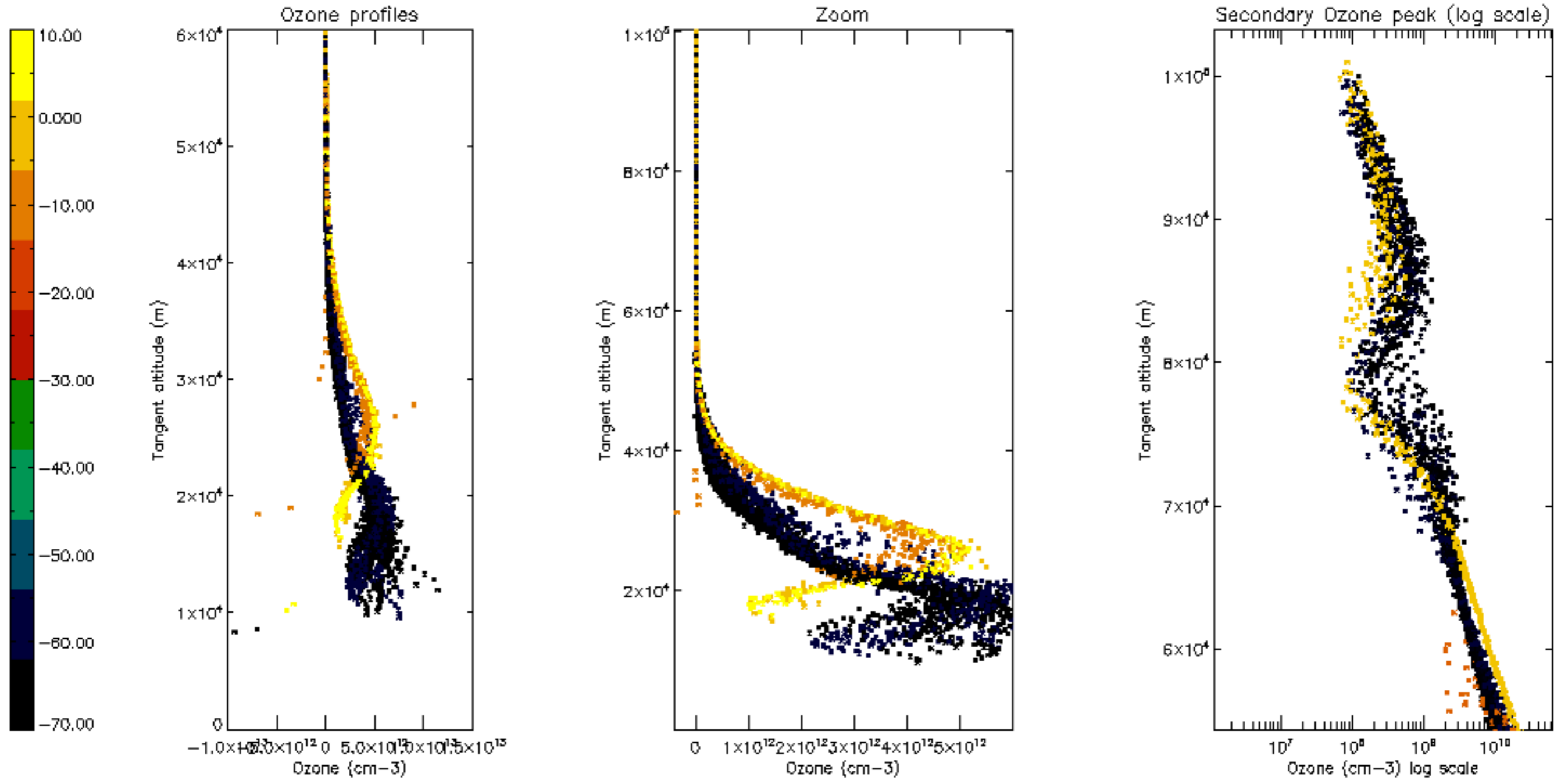
Percentage of star falling outside central band per profile

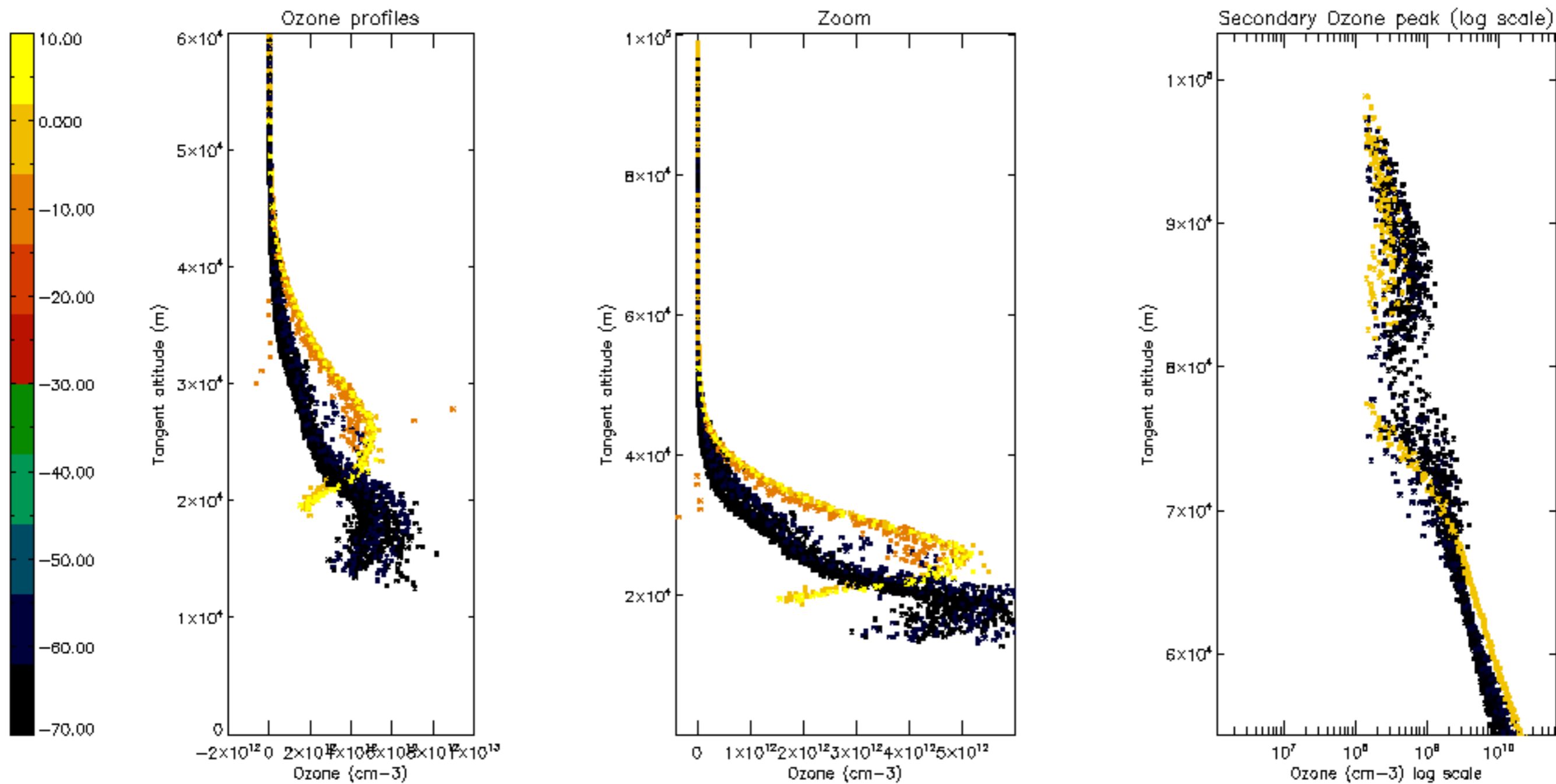


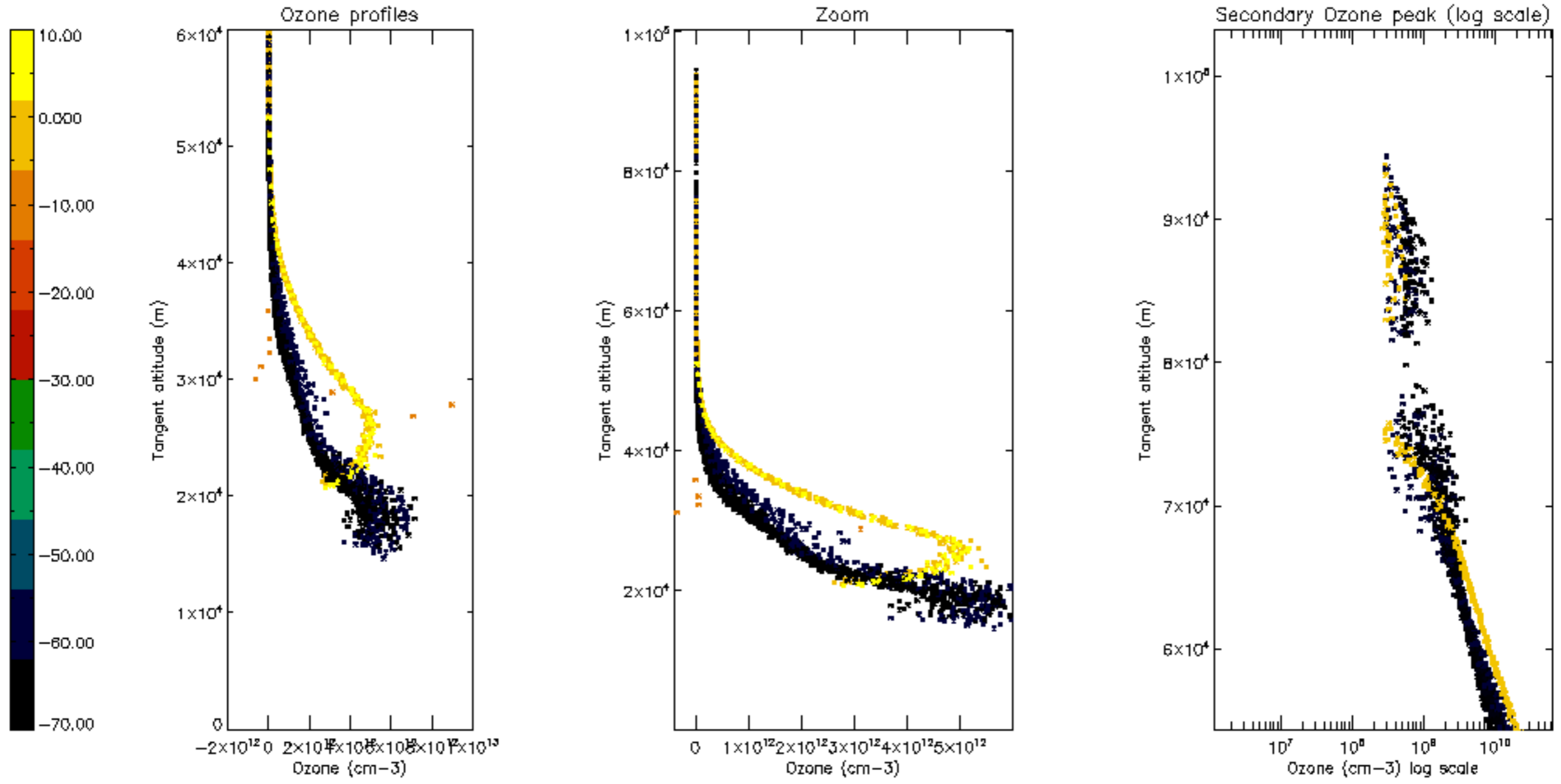
Percentage of saturation errors per profile

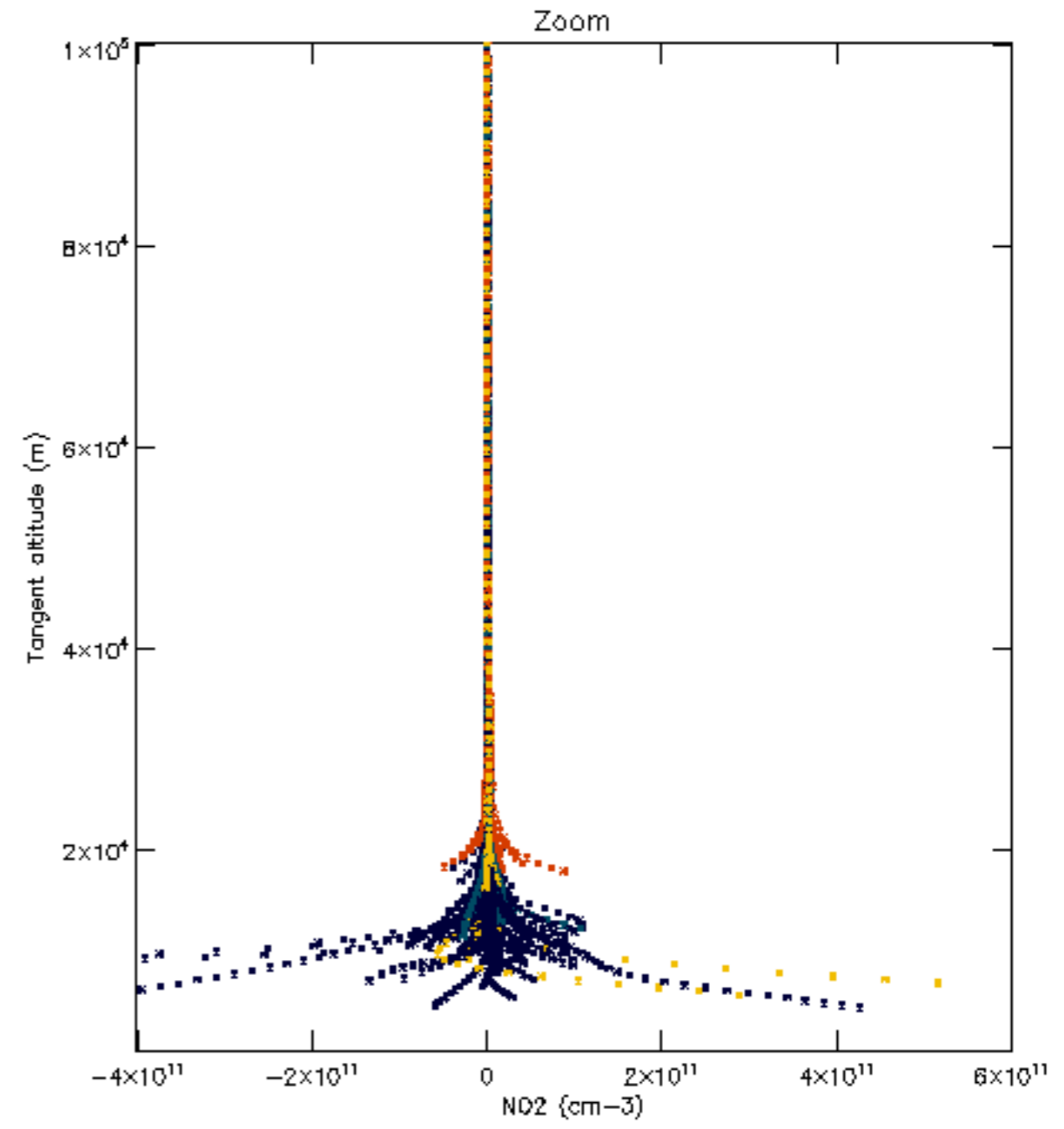
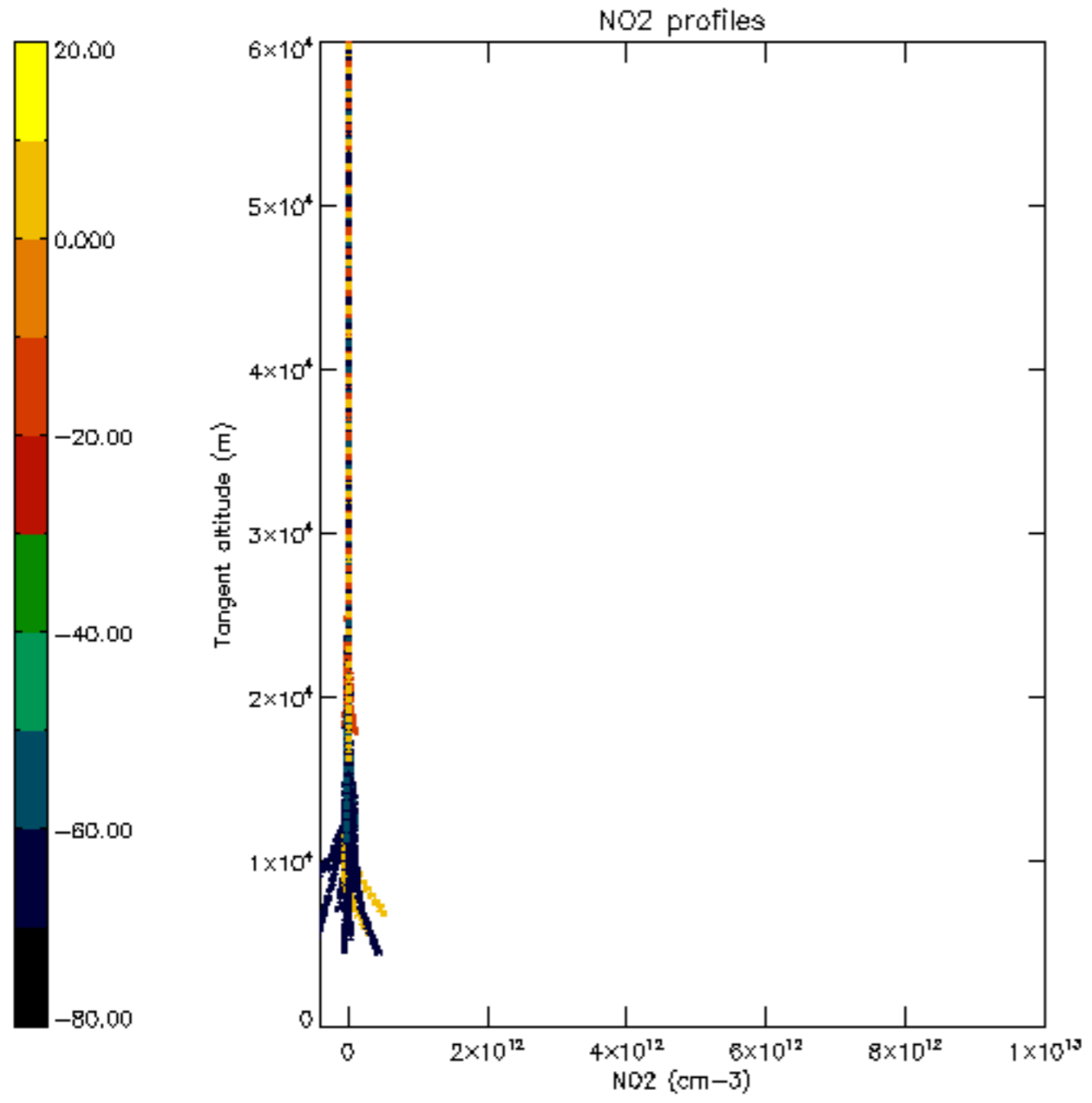


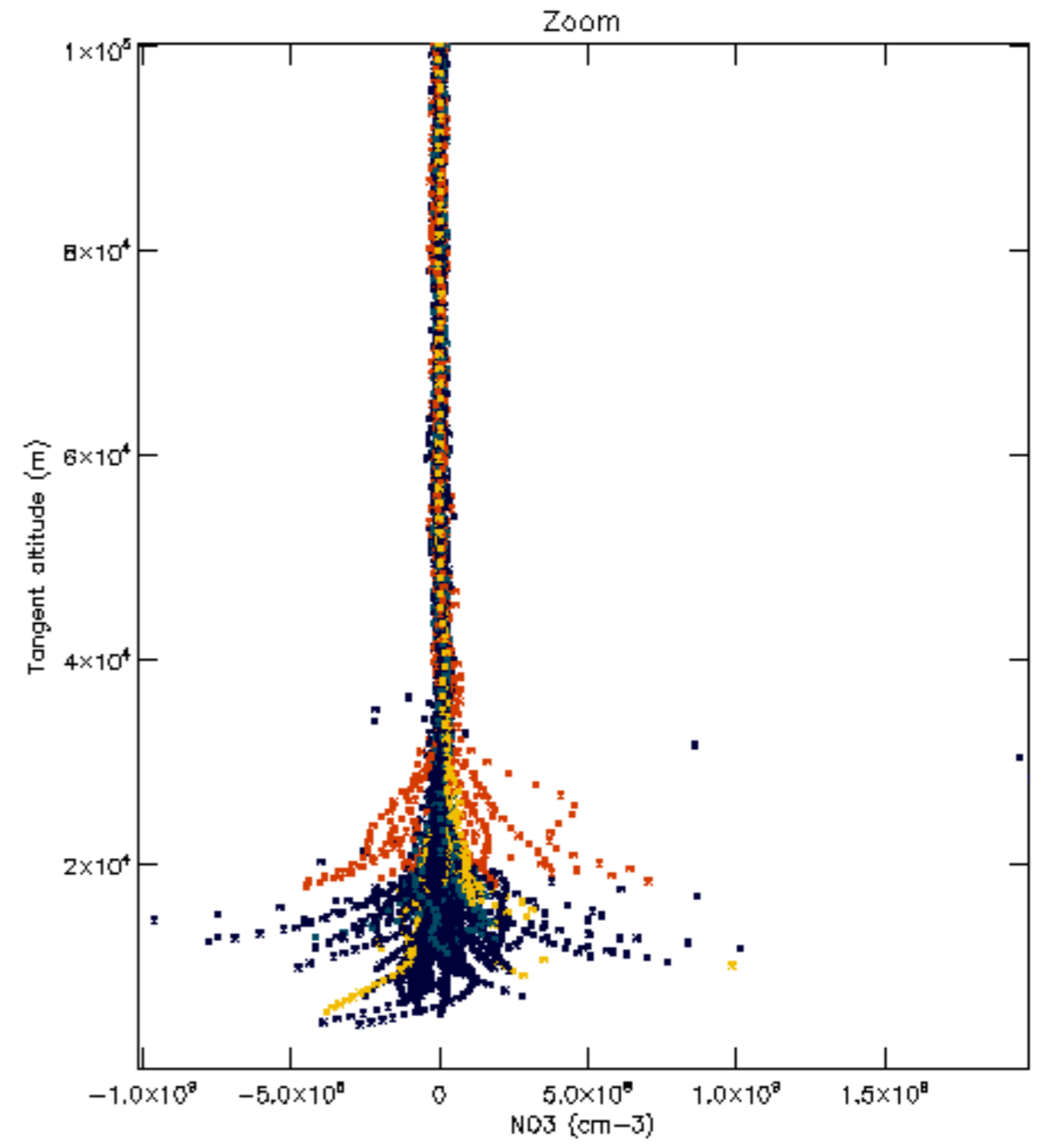
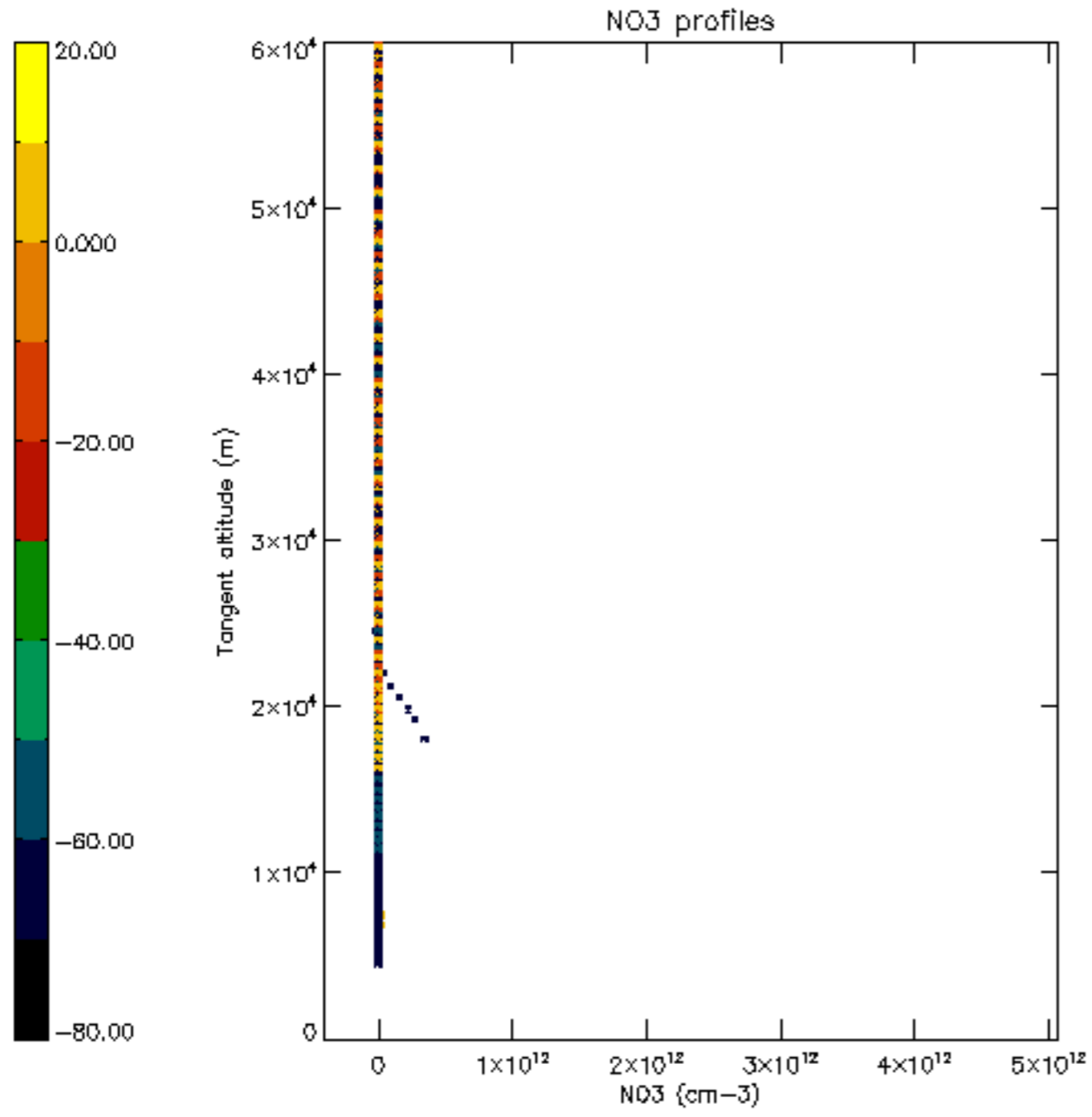


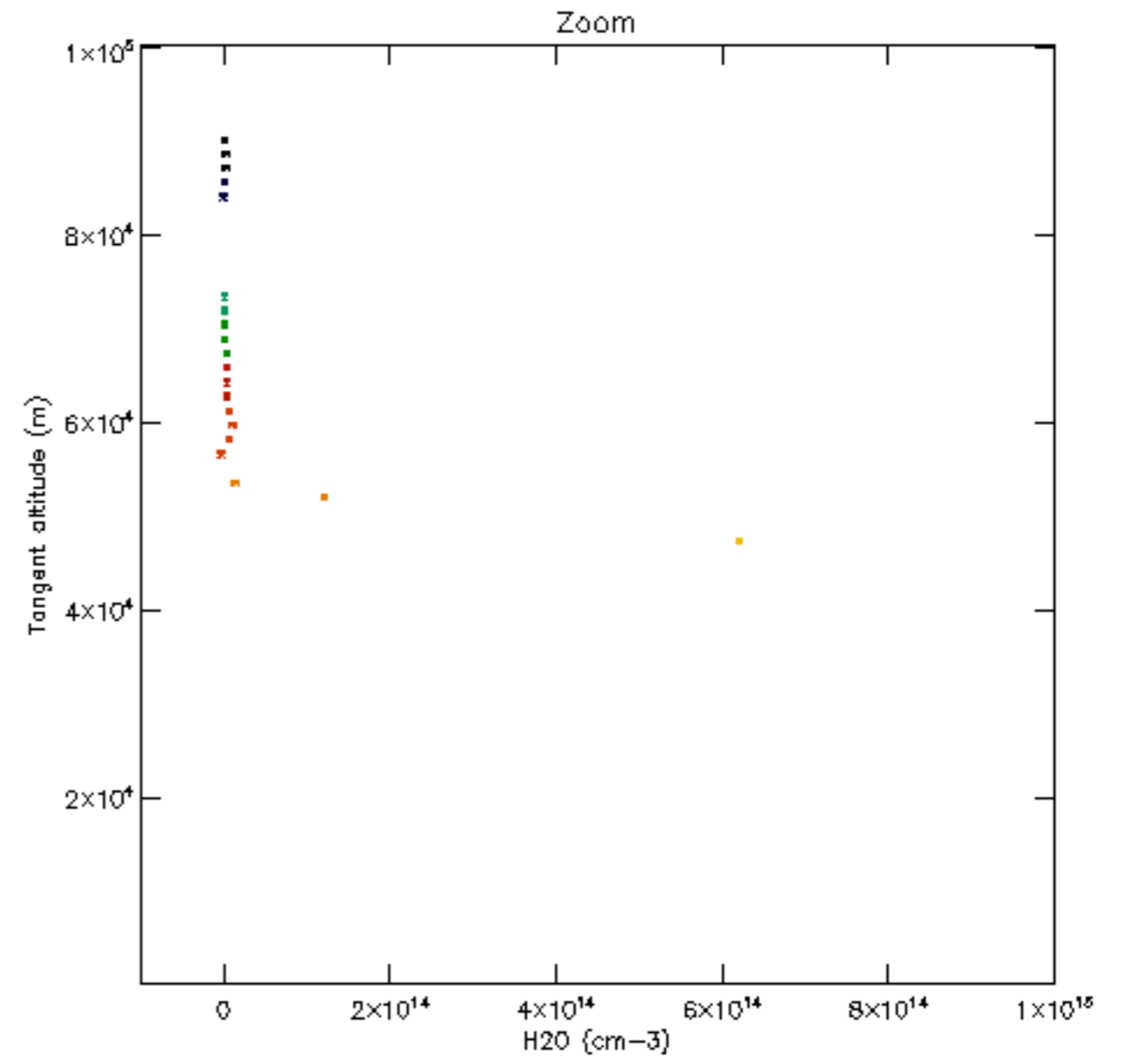
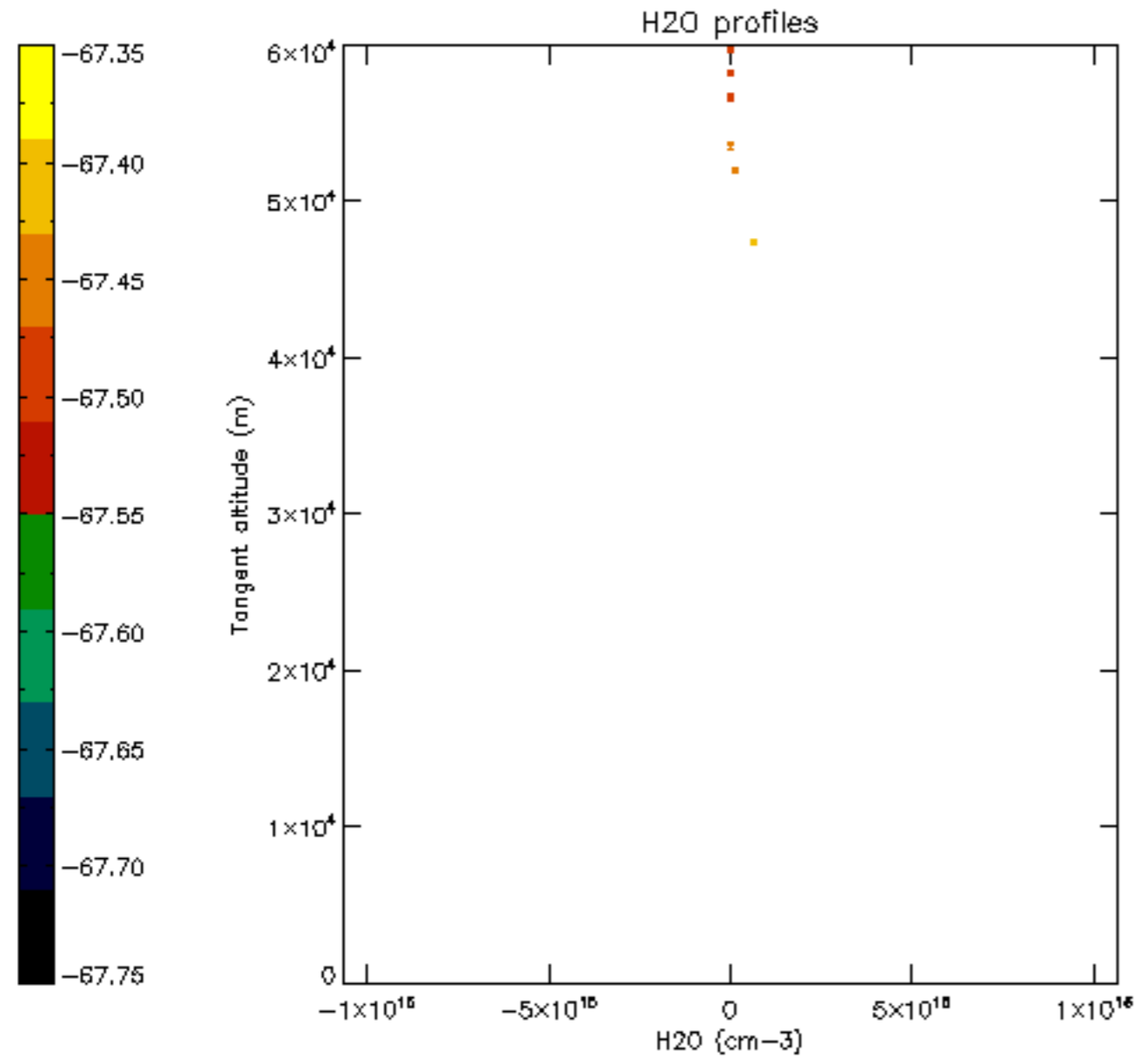


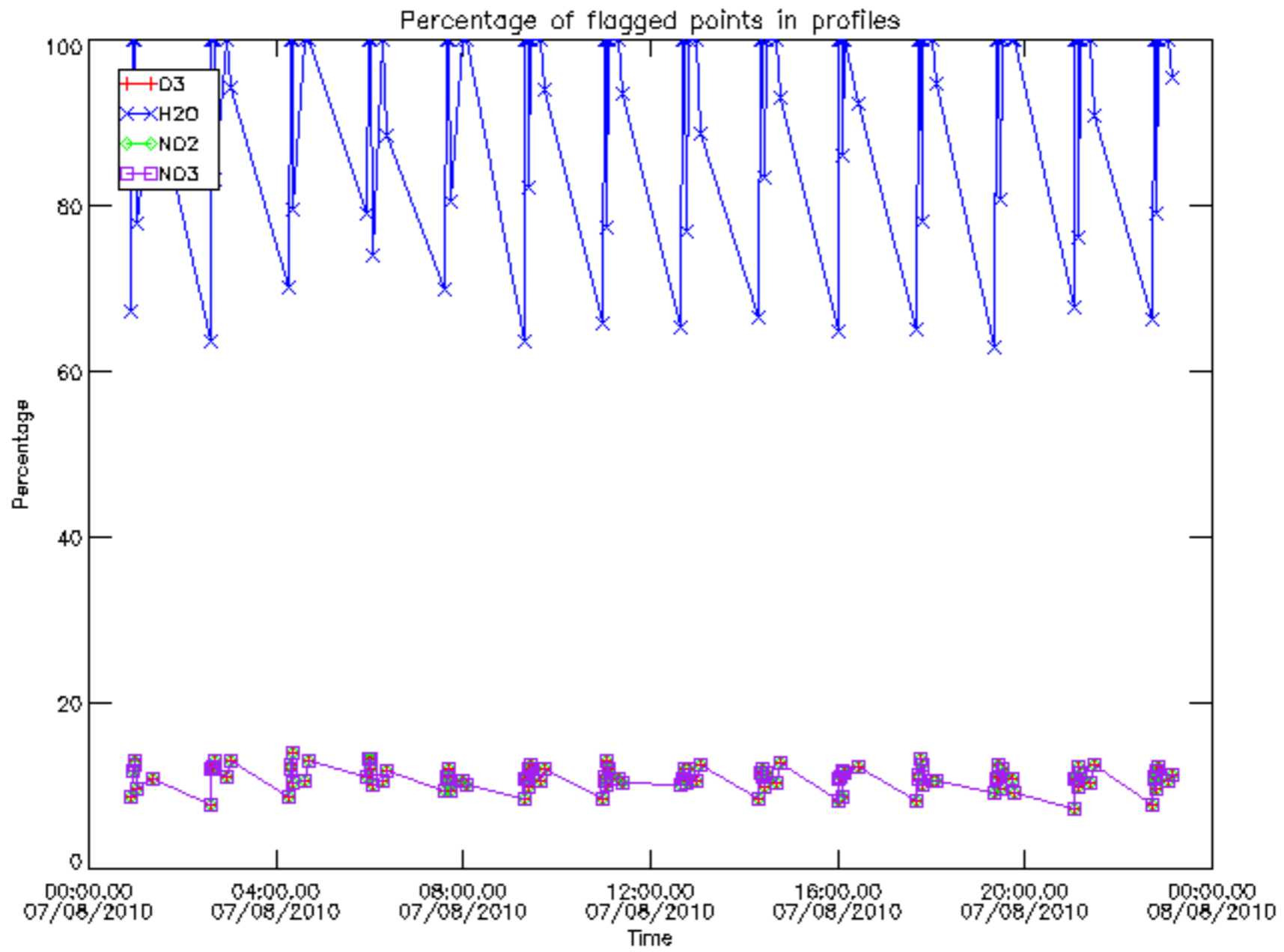




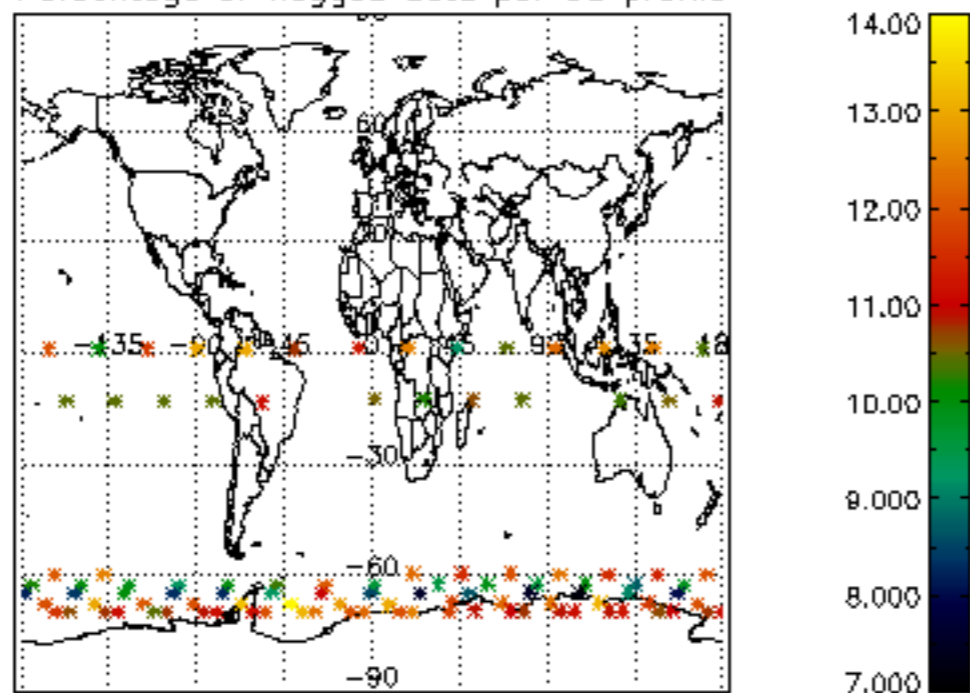




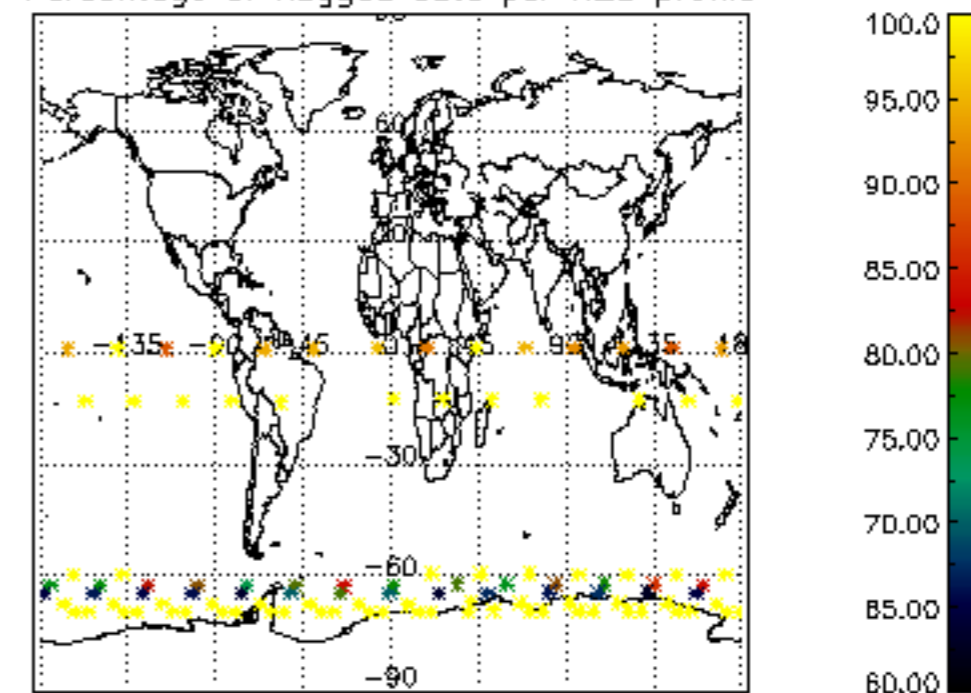




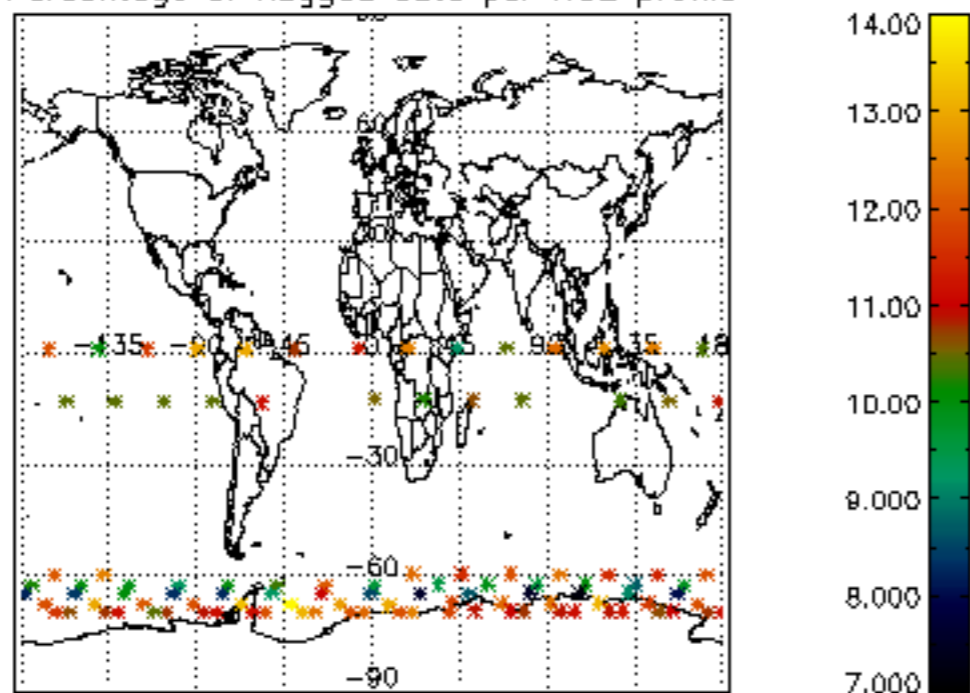
Percentage of flagged data per D3 profile



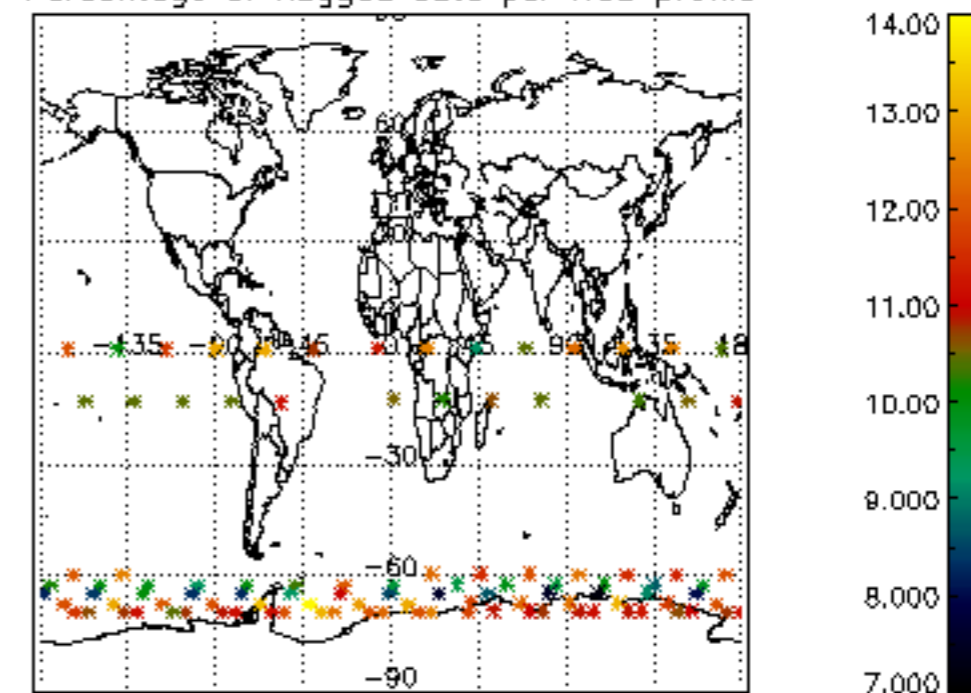
Percentage of flagged data per H2O profile

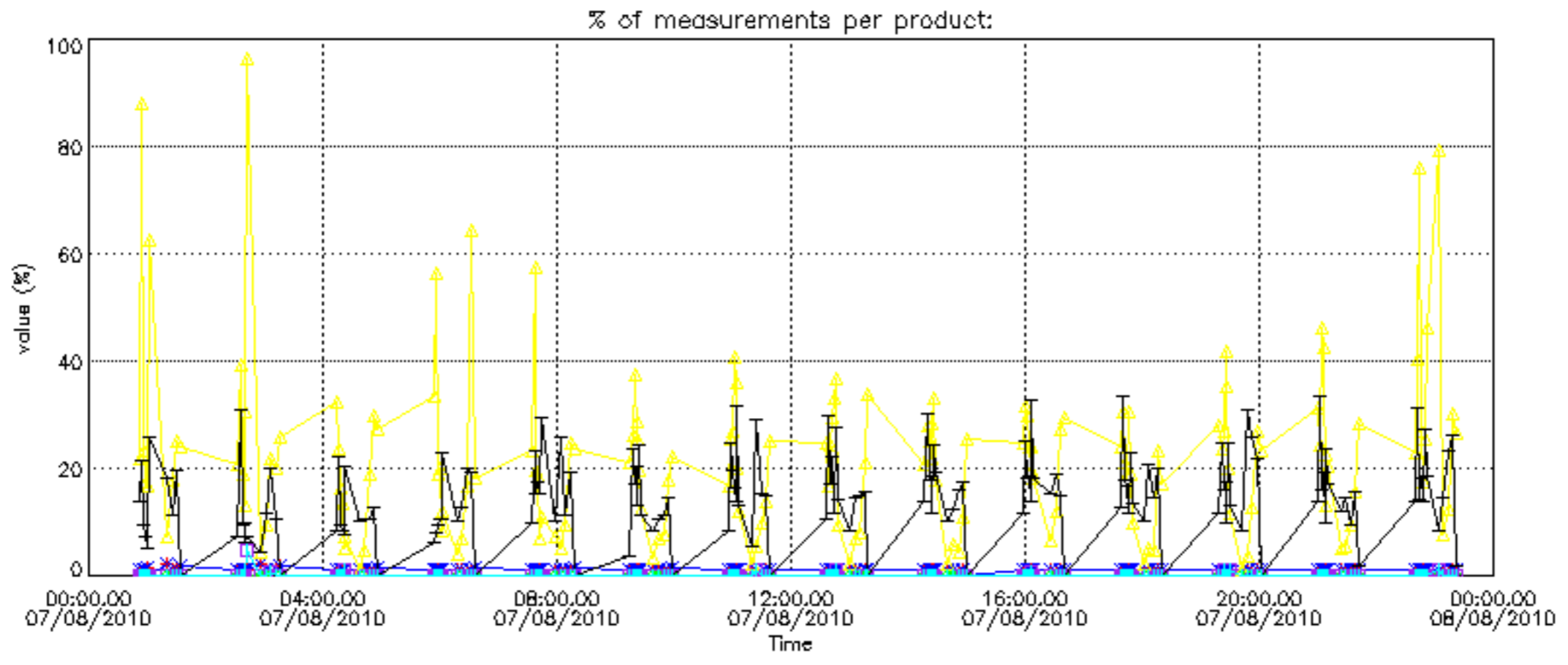


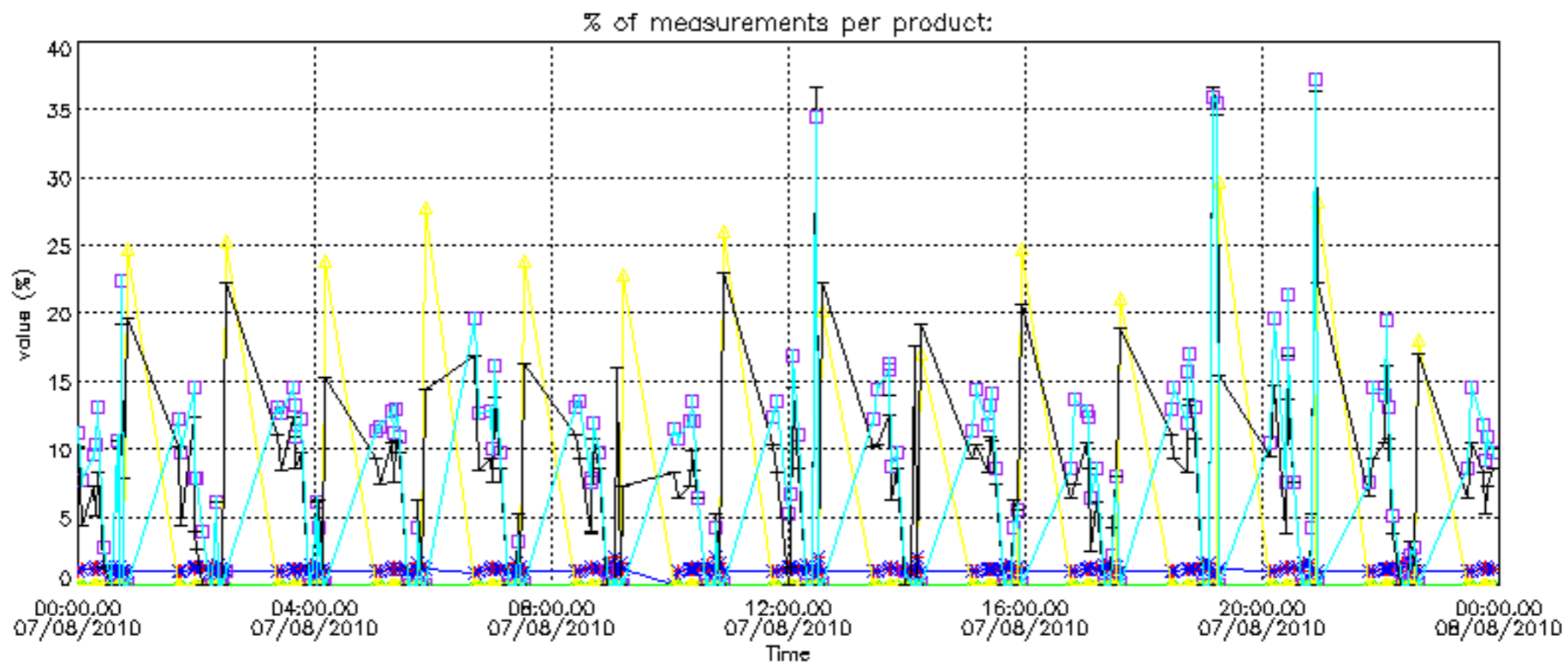
Percentage of flagged data per NO2 profile



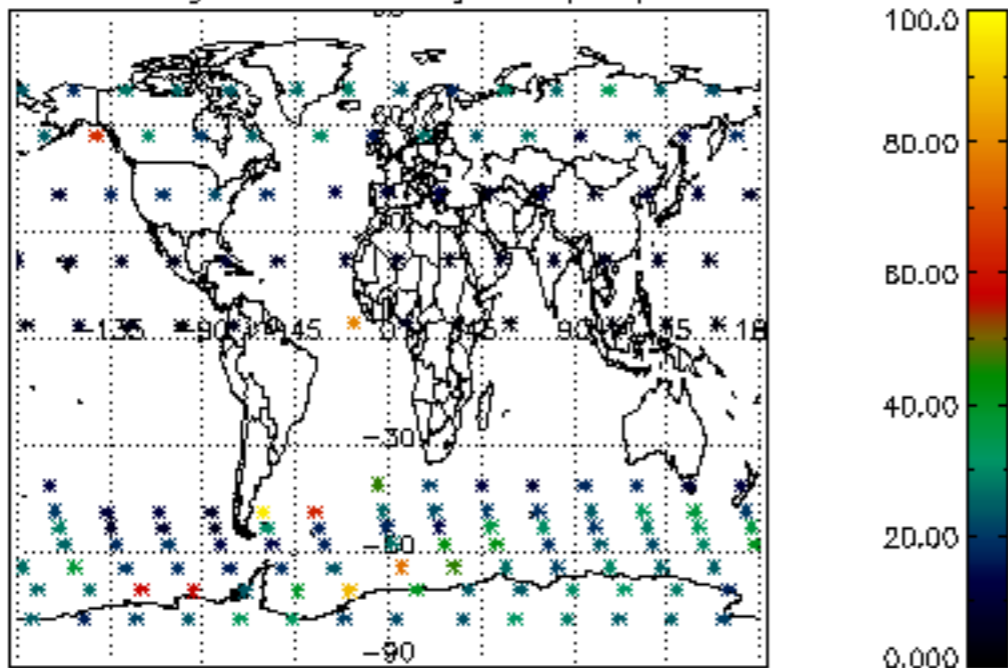
Percentage of flagged data per NO3 profile



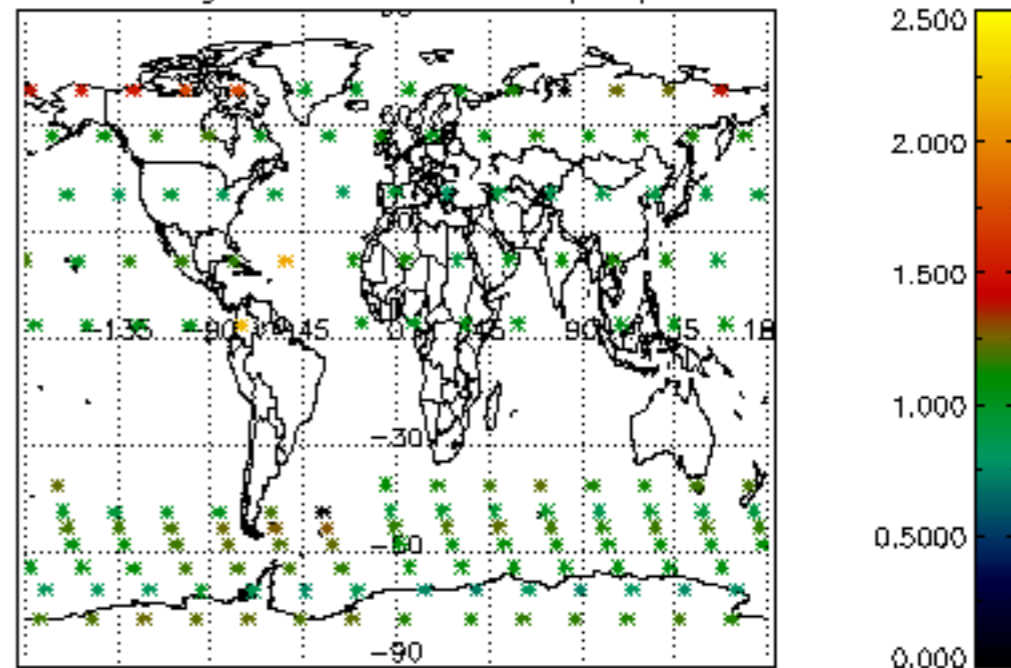




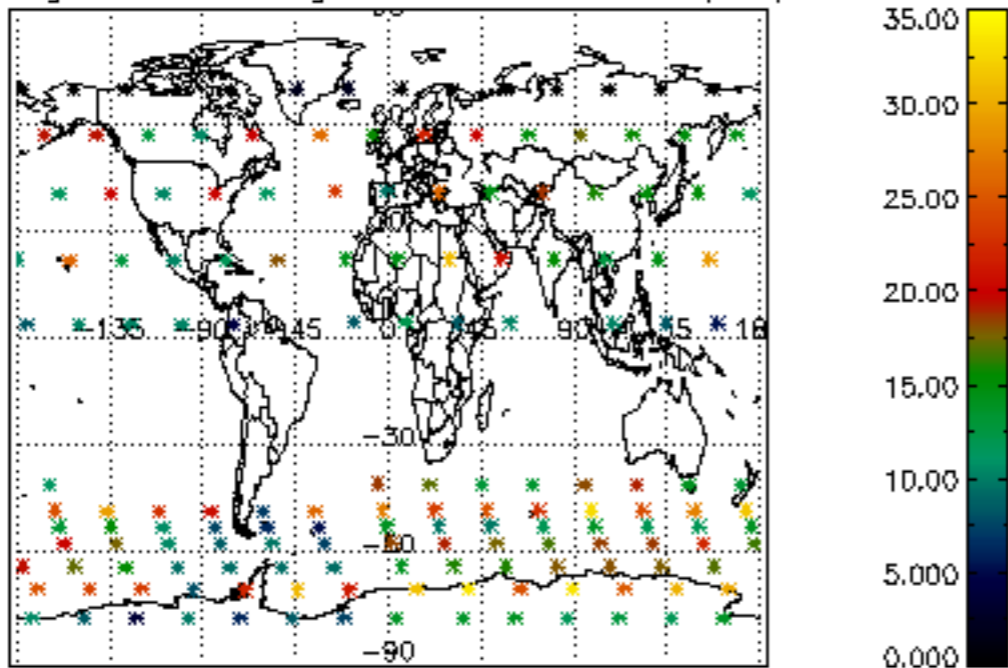
Percentage of cosmic ray hits per profile



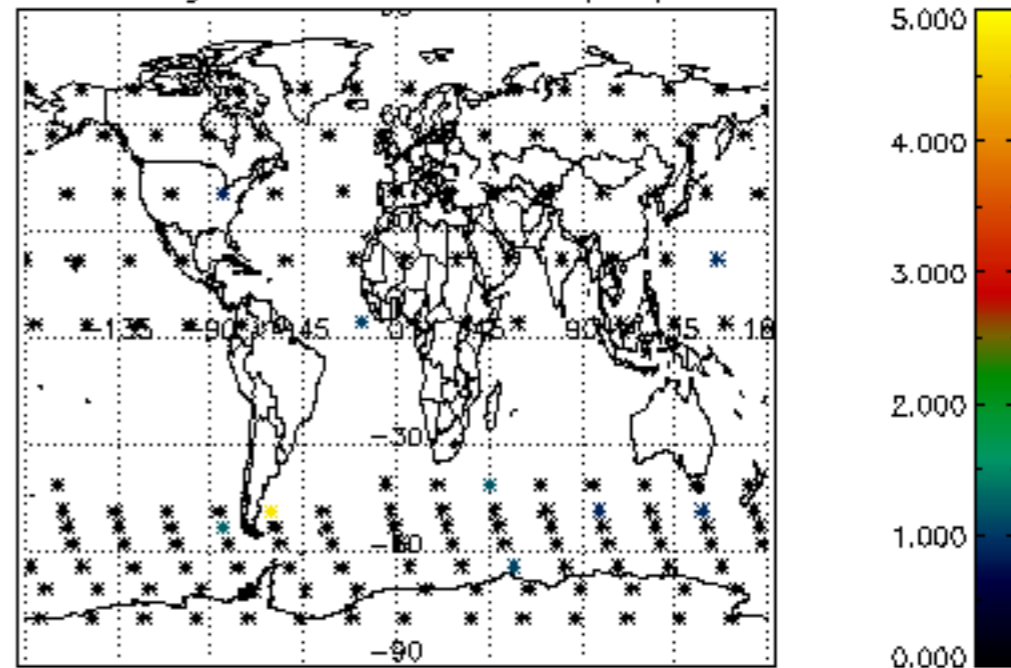
Percentage of datation errors per profile



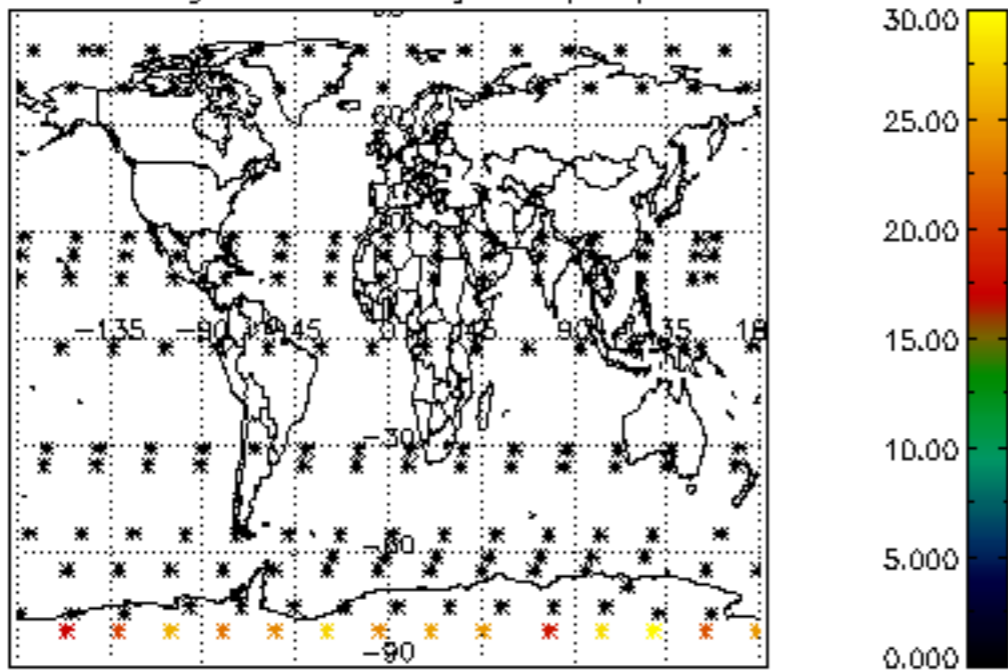
Percentage of star falling outside central band per profile



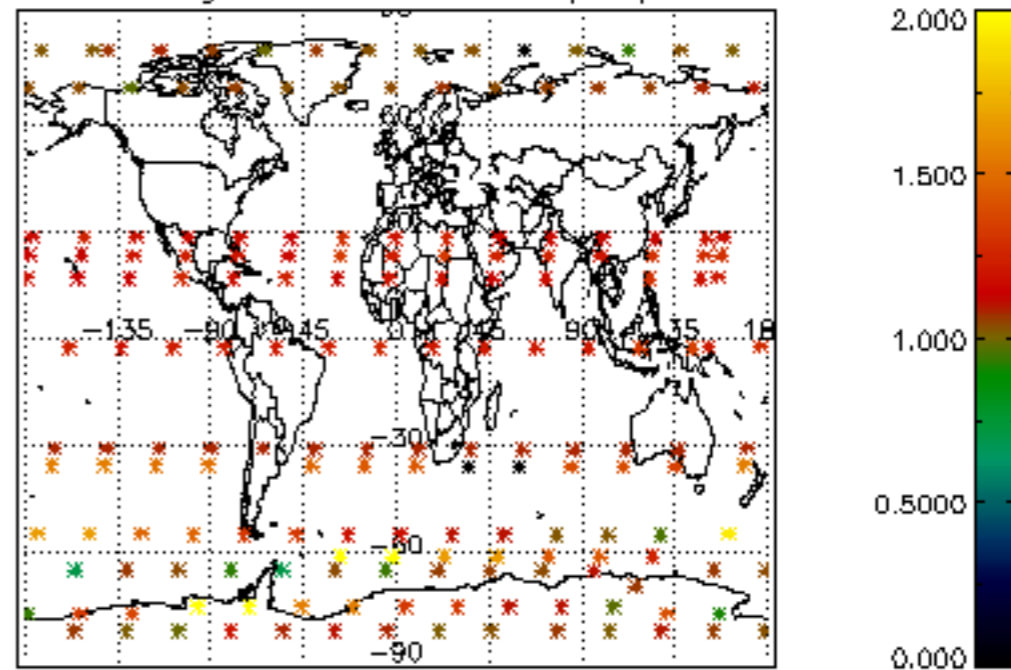
Percentage of saturation errors per profile



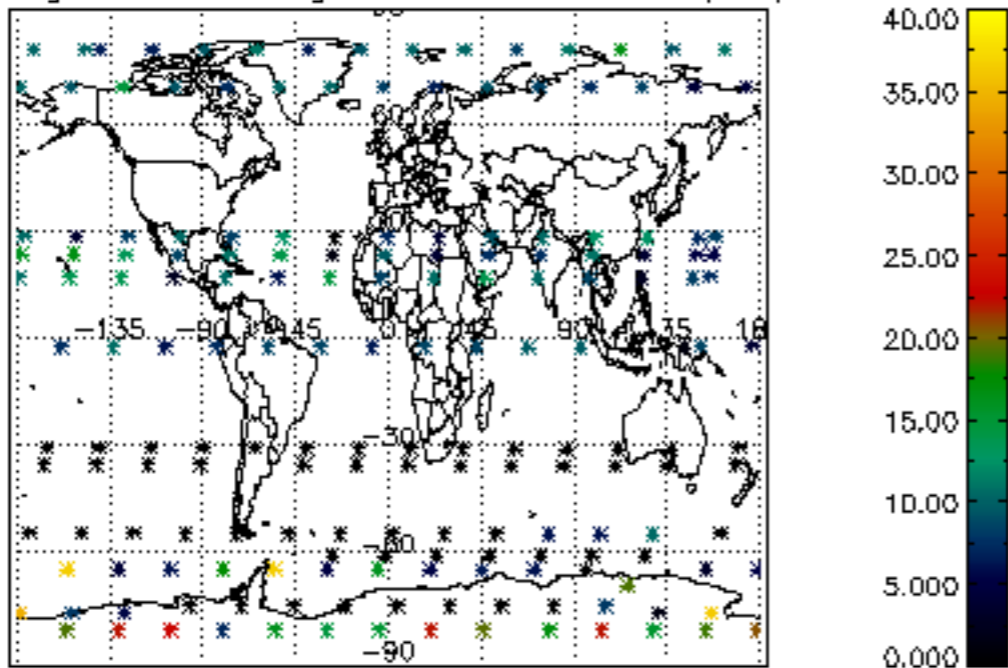
Percentage of cosmic ray hits per profile



Percentage of datation errors per profile



Percentage of star falling outside central band per profile



Percentage of saturation errors per profile

