

GOMOS Level 2 Daily Report

SUMMARY

[1. General Info](#)

[2. Summary of processed GOM_NL_2P products](#)

[3. Level 2 Quality information per product](#)

[3.1 Plot of level 2 quality information per product \(time dependant\)](#)

[3.2 Plot of level 2 quality information per product \(world map\)](#)

[4. Level 1 Quality information per product \(stored on level 2 products\)](#)

[4.1 Plot of level 1 quality information per product \(time dependant\)](#)

[4.1.1 Plot of level 1 quality information per product \(time dependant\): ASCENDING](#)

[4.1.2 Plot of level 1 quality information per product \(time dependant\): DESCENDING](#)

[4.2 Plot of level 1 quality information per product \(world map\)](#)

[4.2.1 Plot of level 1 quality information per product \(world map\): ASCENDING](#)

[4.2.2 Plot of level 1 quality information per product \(world map\): DESCENDING](#)

[5. Ozone profiles based on quality statistics and other trace gas profiles](#)

[5.1 Ozone statistics based on quality of products](#)

[5.2 Plot ozone profiles for all STD \(dark without errors\)](#)

[5.3 Plot ozone profiles where STD < 20% \(dark without errors\)](#)

[5.4. Plot ozone profiles where STD < 10% \(dark without errors\)](#)

[5.5. Plot ozone profiles where STD < 5% \(dark without errors\)](#)

[5.6 Plot NO2 profiles for all STD \(dark without errors\)](#)

[5.7 Plot NO3 profiles for all STD \(dark without errors\)](#)

[5.8 Plot H2O profiles \(only for occultations of stars 1,2,3,4,13,14,16,26,63 dark without errors\) for all STD](#)

[6. Auxiliary Data Files used for the production reported in section 2](#)

This report presents the daily analysis on parameters extracted from GOMOS level 2 data (GOM_NL__2P). It is intended to monitor some important parameters that will impact the quality of these products. A list of level 2 products (and content) that have arrived during the reporting day to the PCF is also given.

Item	Value
Time of report generation	29APR2013 13:46:28
Data source version	GOMOS/6.01
Start time of products	04-08-2010 (04AUG2010 00:00:00)
Stop time of products	05-08-2010 (05AUG2010 00:00:00)
Store outputs in DB	Yes
Nb of level 2 prods	275
Nb of prods with errors	0

2. Summary of processed GOM_NL__2P products.

Nr	Filename	UTC Start time	Limb	Duration	Star Id	Star Name	Star Mag	Star Temp	Nb Meas	Orbit	Prod. error
1	GOM_NL__2PRFIN20100804_000245_000000402091_00417_44058_0371.N1	04-AUG-2010 00:02:45	Bright	39.500	11	53Alp Aql	0.76500	8000.0	79	44058	No
2	GOM_NL__2PRFIN20100804_001108_000000452091_00417_44058_0372.N1	04-AUG-2010 00:11:08	Bright	44.500	92	53Eps Cyg	2.5000	4500.0	89	44058	No
3	GOM_NL__2PRFIN20100804_001315_000000362091_00417_44058_0373.N1	04-AUG-2010 00:13:15	Bright	35.500	144	18Del Cyg	2.8600	11000.	71	44058	No
4	GOM_NL__2PRFIN20100804_001943_000000422091_00417_44058_0374.N1	04-AUG-2010 00:19:43	Bright	41.500	89	5Alp Cep	2.4510	8000.0	83	44058	No
5	GOM_NL__2PRFIN20100804_003615_000000252091_00417_44058_0375.N1	04-AUG-2010 00:36:15	Twilight	25.000	35	33Alp Per	1.7950	6250.0	50	44058	No
6	GOM_NL__2PRFIN20100804_003829_000000472091_00417_44058_0376.N1	04-AUG-2010 00:38:29	Bright	46.500	6	13Alp Aur	0.080000	3400.0	93	44058	No
7	GOM_NL__2PRFIN20100804_004021_000000502091_00417_44058_0377.N1	04-AUG-2010 00:40:21	Bright	50.000	149	45Eps Per	2.8880	30000.	100	44058	No
8	GOM_NL__2PRFIN20100804_004349_000000472091_00417_44058_0378.N1	04-AUG-2010 00:43:49	Bright	47.000	28	12Bet Tau	1.6500	15200.	94	44058	No
9	GOM_NL__2PRFIN20100804_004556_000000432091_00417_44058_0379.N1	04-AUG-2010 00:45:56	Twilight	42.500	176	23Zet Tau	3.0200	22000.	85	44058	No
10	GOM_NL__2PRFIN20100804_004833_000000662091_00417_44058_0380.N1	04-AUG-2010 00:48:33	Dark	66.000	13	87Alp Tau	0.86700	3800.0	132	44058	No
11	GOM_NL__2PRFIN20100804_005031_000000452091_00417_44058_0381.N1	04-AUG-2010 00:50:31	Dark	45.000	27	24Gam Ori	1.6360	26000.	90	44058	No
12	GOM_NL__2PRFIN20100804_005226_000000432091_00417_44058_0382.N1	04-AUG-2010 00:52:26	Dark	43.000	30	46Eps Ori	1.6940	30000.	86	44058	No
13	GOM_NL__2PRFIN20100804_005459_000000472091_00417_44058_0383.N1	04-AUG-2010 00:54:59	Dark	47.000	7	19Bet Ori	0.10000	14000.	94	44058	No
14	GOM_NL__2PRFIN20100804_005954_000000572091_00417_44058_0384.N1	04-AUG-2010 00:59:54	Dark	57.000	165	34Gam Eri	2.9500	3200.0	114	44058	No
15	GOM_NL__2PRFIN20100804_010919_000000442091_00418_44059_0378.N1	04-AUG-2010 01:09:19	Dark	44.000	157	The1Eri	2.9060	9300.0	88	44059	No
16	GOM_NL__2PRFIN20100804_011438_000000532091_00418_44059_0379.N1	04-AUG-2010 01:14:38	Dark	53.000	9	Alp Eri	0.45300	24000.	106	44059	No
17	GOM_NL__2PRFIN20100804_011938_000000632091_00418_44059_0380.N1	04-AUG-2010 01:19:38	Straylight	62.500	84	Alp Phe	2.3970	4500.0	125	44059	No
18	GOM_NL__2PRFIN20100804_012443_000000482091_00418_44059_0381.N1	04-AUG-2010 01:24:43	Straylight	47.500	31	Alp Gru	1.7340	15200.	95	44059	No
19	GOM_NL__2PRFIN20100804_012750_000000452091_00418_44059_0382.N1	04-AUG-2010 01:27:50	Straylight	45.000	172	Gam Gru	3.0030	13100.	90	44059	No
20	GOM_NL__2PRFIN20100804_013518_000000312091_00418_44059_0383.N1	04-AUG-2010 01:35:18	Twilight	31.000	142	49Del Cap	2.8500	8900.0	62	44059	No
21	GOM_NL__2PRFIN20100804_014321_000000382091_00418_44059_0384.N1	04-AUG-2010 01:43:21	Bright	38.000	11	53Alp Aql	0.76500	8000.0	76	44059	No
22	GOM_NL__2PRFIN20100804_015143_000000412091_00418_44059_0385.N1	04-AUG-2010 01:51:43	Bright	40.500	92	53Eps Cyg	2.5000	4500.0	81	44059	No
23	GOM_NL__2PRFIN20100804_015351_000000352091_00418_44059_0386.N1	04-AUG-2010 01:53:51	Bright	35.000	144	18Del Cyg	2.8600	11000.	70	44059	No
24	GOM_NL__2PRFIN20100804_020018_000000422091_00418_44059_0387.N1	04-AUG-2010 02:00:18	Bright	41.500	89	5Alp Cep	2.4510	8000.0	83	44059	No
25	GOM_NL__2PRFIN20100804_021650_000000252091_00418_44059_0388.N1	04-AUG-2010 02:16:50	Twilight	25.000	35	33Alp Per	1.7950	6250.0	50	44059	No
26	GOM_NL__2PRFIN20100804_021904_000000422091_00418_44059_0389.N1	04-AUG-2010 02:19:04	Bright	42.000	6	13Alp Aur	0.080000	3400.0	84	44059	No
27	GOM_NL__2PRFIN20100804_022057_000000482091_00418_44059_0390.N1	04-AUG-2010 02:20:57	Bright	47.500	149	45Eps Per	2.8880	30000.	95	44059	No
28	GOM_NL__2PRFIN20100804_022425_000000482091_00418_44059_0391.N1	04-AUG-2010 02:24:25	Bright	48.000	28	12Bet Tau	1.6500	15200.	96	44059	No
29	GOM_NL__2PRFIN20100804_022632_000000432091_00418_44059_0392.N1	04-AUG-2010 02:26:32	Twilight	42.500	176	23Zet Tau	3.0200	22000.	85	44059	No
30	GOM_NL__2PRFIN20100804_022909_000000662091_00418_44059_0393.N1	04-AUG-2010 02:29:09	Dark	66.000	13	87Alp Tau	0.86700	3800.0	132	44059	No
31	GOM_NL__2PRFIN20100804_023108_000000432091_00418_44059_0394.N1	04-AUG-2010 02:31:08	Dark	42.500	27	24Gam Ori	1.6360	26000.	85	44059	No
32	GOM_NL__2PRFIN20100804_023302_000000432091_00418_44059_0395.N1	04-AUG-2010 02:33:02	Dark	43.000	30	46Eps Ori	1.6940	30000.	86	44059	No
33	GOM_NL__2PRFIN20100804_023535_000000462091_00418_44059_0396.N1	04-AUG-2010 02:35:35	Dark	45.500	7	19Bet Ori	0.10000	14000.	91	44059	No
34	GOM_NL__2PRFIN20100804_024031_000000612091_00418_44059_0397.N1	04-AUG-2010 02:40:31	Dark	61.000	165	34Gam Eri	2.9500	3200.0	122	44059	No
35	GOM_NL__2PRFIN20100804_024956_000000472091_00419_44060_0390.N1	04-AUG-2010 02:49:56	Dark	47.000	157	The1Eri	2.9060	9300.0	94	44060	No
36	GOM_NL__2PRFIN20100804_025515_000000462091_00419_44060_0391.N1	04-AUG-2010 02:55:15	Dark	46.000	9	Alp Eri	0.45300	24000.	92	44060	No
37	GOM_NL__2PRFIN20100804_030016_000000592091_00419_44060_0392.N1	04-AUG-2010 03:00:16	Straylight	58.500	84	Alp Phe	2.3970	4500.0	117	44060	No
38	GOM_NL__2PRFIN20100804_030520_000000452091_00419_44060_0393.N1	04-AUG-2010 03:05:20	Straylight	45.000	31	Alp Gru	1.7340	15200.	90	44060	No
39	GOM_NL__2PRFIN20100804_030826_000000452091_00419_44060_0394.N1	04-AUG-2010 03:08:26	Straylight	45.000	172	Gam Gru	3.0030	13100.	90	44060	No
40	GOM_NL__2PRFIN20100804_031554_000000372091_00419_44060_0395.N1	04-AUG-2010 03:15:54	Bright	37.000	142	49Del Cap	2.8500	8900.0	74	44060	No
41	GOM_NL__2PRFIN20100804_032357_000000382091_00419_44060_0396.N1	04-AUG-2010 03:23:57	Bright	37.500	11	53Alp Aql	0.76500	8000.0	75	44060	No
42	GOM_NL__2PRFIN20100804_033219_000000452091_00419_44060_0397.N1	04-AUG-2010 03:32:19	Bright	45.000	92	53Eps Cyg	2.5000	4500.0	90	44060	No

43	GOM_NL__2PRFIN20100804_033427_000000392091_00419_44060_0398.N1	04-AUG-2010 03:34:27	Bright	38.500	144	18Del Cyg	2.8600	11000.	77	44060	No
44	GOM_NL__2PRFIN20100804_034054_000000382091_00419_44060_0399.N1	04-AUG-2010 03:40:54	Bright	37.500	89	5Alp Cep	2.4510	8000.0	75	44060	No
45	GOM_NL__2PRFIN20100804_035941_000000472091_00419_44060_0400.N1	04-AUG-2010 03:59:41	Bright	47.000	6	13Alp Aur	0.080000	3400.0	94	44060	No
46	GOM_NL__2PRFIN20100804_040133_000000522091_00419_44060_0401.N1	04-AUG-2010 04:01:33	Bright	52.000	149	45Eps Per	2.8880	30000.	104	44060	No
47	GOM_NL__2PRFIN20100804_040501_000000452091_00419_44060_0402.N1	04-AUG-2010 04:05:01	Bright	44.500	28	12Bet Tau	1.6500	15200.	89	44060	No
48	GOM_NL__2PRFIN20100804_040708_000000392091_00419_44060_0403.N1	04-AUG-2010 04:07:08	Tw_i_and_stray	39.000	176	23Zet Tau	3.0200	22000.	78	44060	No
49	GOM_NL__2PRFIN20100804_040946_000000662091_00419_44060_0404.N1	04-AUG-2010 04:09:46	Dark	66.000	13	87Alp Tau	0.86700	3800.0	132	44060	No
50	GOM_NL__2PRFIN20100804_041144_000000432091_00419_44060_0405.N1	04-AUG-2010 04:11:44	Dark	43.000	27	24Gam Ori	1.6360	26000.	86	44060	No
51	GOM_NL__2PRFIN20100804_041339_000000402091_00419_44060_0406.N1	04-AUG-2010 04:13:39	Dark	40.000	30	46Eps Ori	1.6940	30000.	80	44060	No
52	GOM_NL__2PRFIN20100804_041612_000000522091_00419_44060_0407.N1	04-AUG-2010 04:16:12	Dark	52.000	7	19Bet Ori	0.10000	14000.	104	44060	No
53	GOM_NL__2PRFIN20100804_042108_000000582091_00419_44060_0408.N1	04-AUG-2010 04:21:08	Dark	57.500	165	34Gam Eri	2.9500	3200.0	115	44060	No
54	GOM_NL__2PRFIN20100804_043032_000000482091_00420_44061_0402.N1	04-AUG-2010 04:30:32	Dark	48.000	157	The1Eri	2.9060	9300.0	96	44061	No
55	GOM_NL__2PRFIN20100804_043551_000000432091_00420_44061_0403.N1	04-AUG-2010 04:35:51	Dark	42.500	9	Alp Eri	0.45300	24000.	85	44061	No
56	GOM_NL__2PRFIN20100804_044052_000000592091_00420_44061_0404.N1	04-AUG-2010 04:40:52	Straylight	58.500	84	Alp Phe	2.3970	4500.0	117	44061	No
57	GOM_NL__2PRFIN20100804_044556_000000442091_00420_44061_0405.N1	04-AUG-2010 04:45:56	Straylight	44.000	31	Alp Gru	1.7340	15200.	88	44061	No
58	GOM_NL__2PRFIN20100804_044903_000000452091_00420_44061_0406.N1	04-AUG-2010 04:49:03	Straylight	44.500	172	Gam Gru	3.0030	13100.	89	44061	No
59	GOM_NL__2PRFIN20100804_045629_000000372091_00420_44061_0407.N1	04-AUG-2010 04:56:29	Bright	37.000	142	49Del Cap	2.8500	8900.0	74	44061	No
60	GOM_NL__2PRFIN20100804_050433_000000382091_00420_44061_0408.N1	04-AUG-2010 05:04:33	Bright	38.000	11	53Alp Aql	0.76500	8000.0	76	44061	No
61	GOM_NL__2PRFIN20100804_051254_000000452091_00420_44061_0409.N1	04-AUG-2010 05:12:54	Bright	44.500	92	53Eps Cyg	2.5000	4500.0	89	44061	No
62	GOM_NL__2PRFIN20100804_051503_000000372091_00420_44061_0410.N1	04-AUG-2010 05:15:03	Bright	36.500	144	18Del Cyg	2.8600	11000.	73	44061	No
63	GOM_NL__2PRFIN20100804_052129_000000412091_00420_44061_0411.N1	04-AUG-2010 05:21:29	Bright	41.000	89	5Alp Cep	2.4510	8000.0	82	44061	No
64	GOM_NL__2PRFIN20100804_054017_000000452091_00420_44061_0412.N1	04-AUG-2010 05:40:17	Bright	45.000	6	13Alp Aur	0.080000	3400.0	90	44061	No
65	GOM_NL__2PRFIN20100804_054209_000000582091_00420_44061_0413.N1	04-AUG-2010 05:42:09	Bright	58.000	149	45Eps Per	2.8880	30000.	116	44061	No
66	GOM_NL__2PRFIN20100804_054537_000000502091_00420_44061_0414.N1	04-AUG-2010 05:45:37	Bright	49.500	28	12Bet Tau	1.6500	15200.	99	44061	No
67	GOM_NL__2PRFIN20100804_054744_000000422091_00420_44061_0415.N1	04-AUG-2010 05:47:44	Tw_i_and_stray	42.000	176	23Zet Tau	3.0200	22000.	84	44061	No
68	GOM_NL__2PRFIN20100804_055022_000000562091_00420_44061_0416.N1	04-AUG-2010 05:50:22	Dark	56.000	13	87Alp Tau	0.86700	3800.0	112	44061	No
69	GOM_NL__2PRFIN20100804_055220_000000422091_00420_44061_0417.N1	04-AUG-2010 05:52:20	Dark	41.500	27	24Gam Ori	1.6360	26000.	83	44061	No
70	GOM_NL__2PRFIN20100804_055415_000000392091_00420_44061_0418.N1	04-AUG-2010 05:54:15	Dark	38.500	30	46Eps Ori	1.6940	30000.	77	44061	No
71	GOM_NL__2PRFIN20100804_055648_000000572091_00420_44061_0419.N1	04-AUG-2010 05:56:48	Dark	57.000	7	19Bet Ori	0.10000	14000.	114	44061	No
72	GOM_NL__2PRFIN20100804_060145_000000592091_00420_44061_0420.N1	04-AUG-2010 06:01:45	Dark	59.000	165	34Gam Eri	2.9500	3200.0	118	44061	No
73	GOM_NL__2PRFIN20100804_061110_000000472091_00421_44062_0430.N1	04-AUG-2010 06:11:10	Dark	47.000	157	The1Eri	2.9060	9300.0	94	44062	No
74	GOM_NL__2PRFIN20100804_061628_000000562091_00421_44062_0431.N1	04-AUG-2010 06:16:28	Dark	55.500	9	Alp Eri	0.45300	24000.	111	44062	No
75	GOM_NL__2PRFIN20100804_062129_000000592091_00421_44062_0432.N1	04-AUG-2010 06:21:29	Straylight	58.500	84	Alp Phe	2.3970	4500.0	117	44062	No
76	GOM_NL__2PRFIN20100804_062633_000000432091_00421_44062_0433.N1	04-AUG-2010 06:26:33	Straylight	43.000	31	Alp Gru	1.7340	15200.	86	44062	No
77	GOM_NL__2PRFIN20100804_062939_000000442091_00421_44062_0434.N1	04-AUG-2010 06:29:39	Straylight	43.500	172	Gam Gru	3.0030	13100.	87	44062	No
78	GOM_NL__2PRFIN20100804_063706_000000432091_00421_44062_0435.N1	04-AUG-2010 06:37:06	Bright	43.000	142	49Del Cap	2.8500	8900.0	86	44062	No
79	GOM_NL__2PRFIN20100804_064509_000000392091_00421_44062_0436.N1	04-AUG-2010 06:45:09	Bright	38.500	11	53Alp Aql	0.76500	8000.0	77	44062	No
80	GOM_NL__2PRFIN20100804_065330_000000442091_00421_44062_0437.N1	04-AUG-2010 06:53:30	Bright	43.500	92	53Eps Cyg	2.5000	4500.0	87	44062	No
81	GOM_NL__2PRFIN20100804_065538_000000392091_00421_44062_0438.N1	04-AUG-2010 06:55:38	Bright	38.500	144	18Del Cyg	2.8600	11000.	77	44062	No
82	GOM_NL__2PRFIN20100804_070205_000000412091_00421_44062_0439.N1	04-AUG-2010 07:02:05	Bright	40.500	89	5Alp Cep	2.4510	8000.0	81	44062	No
83	GOM_NL__2PRFIN20100804_071941_000000462091_00421_44062_0440.N1	04-AUG-2010 07:19:41	Bright	45.500	175	39Del Per	3.0100	19400.	91	44062	No
84	GOM_NL__2PRFIN20100804_072245_000000552091_00421_44062_0441.N1	04-AUG-2010 07:22:45	Bright	55.000	149	45Eps Per	2.8880	30000.	110	44062	No
85	GOM_NL__2PRFIN20100804_072613_000000462091_00421_44062_0442.N1	04-AUG-2010 07:26:13	Bright	46.000	28	12Bet Tau	1.6500	15200.	92	44062	No
86	GOM_NL__2PRFIN20100804_072820_000000412091_00421_44062_0443.N1	04-AUG-2010 07:28:20	Tw_i_and_stray	41.000	176	23Zet Tau	3.0200	22000.	82	44062	No
87	GOM_NL__2PRFIN20100804_073059_000000622091_00421_44062_0444.N1	04-AUG-2010 07:30:59	Dark	61.500	13	87Alp Tau	0.86700	3800.0	123	44062	No
88	GOM_NL__2PRFIN20100804_073256_000000402091_00421_44062_0445.N1	04-AUG-2010 07:32:56	Dark	40.000	27	24Gam Ori	1.6360	26000.	80	44062	No
89	GOM_NL__2PRFIN20100804_073452_000000392091_00421_44062_0446.N1	04-AUG-2010 07:34:52	Dark	38.500	30	46Eps Ori	1.6940	30000.	77	44062	No
90	GOM_NL__2PRFIN20100804_073725_000000542091_00421_44062_0447.N1	04-AUG-2010 07:37:25	Dark	53.500	7	19Bet Ori	0.10000	14000.	107	44062	No
91	GOM_NL__2PRFIN20100804_074222_000000592091_00421_44062_0448.N1	04-AUG-2010 07:42:22	Dark	58.500	165	34Gam Eri	2.9500	3200.0	117	44062	No
92	GOM_NL__2PRFIN20100804_075146_000000482091_00422_44063_0523.N1	04-AUG-2010 07:51:46	Dark	47.500	157	The1Eri	2.9060	9300.0	95	44063	No
93	GOM_NL__2PRFIN20100804_075705_000000422091_00422_44063_0524.N1	04-AUG-2010 07:57:05	Dark	41.500	9	Alp Eri	0.45300	24000.	83	44063	No
94	GOM_NL__2PRFIN20100804_080207_000000562091_00422_44063_0525.N1	04-AUG-2010 08:02:07	Straylight	55.500	84	Alp Phe	2.3970	4500.0	111	44063	No
95	GOM_NL__2PRFIN20100804_080709_000000472091_00422_44063_0526.N1	04-AUG-2010 08:07:09	Straylight	46.500	31	Alp Gru	1.7340	15200.	93	44063	No
96	GOM_NL__2PRFIN20100804_081015_000000442091_00422_44063_0527.N1	04-AUG-2010 08:10:15	Straylight	44.000	172	Gam Gru	3.0030	13100.	88	44063	No
97	GOM_NL__2PRFIN20100804_081742_000000432091_00422_44063_0528.N1	04-AUG-2010 08:17:42	Bright	42.500	142	49Del Cap	2.8500	8900.0	85	44063	No
98	GOM_NL__2PRFIN20100804_082545_000000382091_00422_44063_0529.N1	04-AUG-2010 08:25:45	Bright	38.000	11	53Alp Aql	0.76500	8000.0	76	44063	No
99	GOM_NL__2PRFIN20100804_083405_000000452091_00422_44063_0530.N1	04-AUG-2010 08:34:05	Bright	45.000	92	53Eps Cyg	2.5000	4500.0	90	44063	No
100	GOM_NL__2PRFIN20100804_083614_000000382091_00422_44063_0531.N1	04-AUG-2010 08:36:14	Bright	37.500	144	18Del Cyg	2.8600	11000.	75	44063	No
101	GOM_NL__2PRFIN20100804_084241_000000422091_00422_44063_0532.N1	04-AUG-2010 08:42:41	Bright	41.500	89	5Alp Cep	2.4510	8000.0	83	44063	No

102	GOM_NL__2PRFIN20100804_090017_000000692091_00422_44063_0533.N1	04-AUG-2010 09:00:17	Bright	69.000	175	39Del Per	3.0100	19400.	138	44063	No
103	GOM_NL__2PRFIN20100804_090321_000000512091_00422_44063_0534.N1	04-AUG-2010 09:03:21	Bright	50.500	149	45Eps Per	2.8880	30000.	101	44063	No
104	GOM_NL__2PRFIN20100804_090649_000000482091_00422_44063_0535.N1	04-AUG-2010 09:06:49	Bright	48.000	28	12Bet Tau	1.6500	15200.	96	44063	No
105	GOM_NL__2PRFIN20100804_090856_000000422091_00422_44063_0536.N1	04-AUG-2010 09:08:56	Tw_i_and_stray	41.500	176	23Zet Tau	3.0200	22000.	83	44063	No
106	GOM_NL__2PRFIN20100804_091135_000000572091_00422_44063_0537.N1	04-AUG-2010 09:11:35	Dark	56.500	13	87Alp Tau	0.86700	3800.0	113	44063	No
107	GOM_NL__2PRFIN20100804_091333_000000402091_00422_44063_0538.N1	04-AUG-2010 09:13:33	Dark	40.000	27	24Gam Ori	1.6360	26000.	80	44063	No
108	GOM_NL__2PRFIN20100804_091528_000000402091_00422_44063_0539.N1	04-AUG-2010 09:15:28	Dark	39.500	30	46Eps Ori	1.6940	30000.	79	44063	No
109	GOM_NL__2PRFIN20100804_091801_000000542091_00422_44063_0540.N1	04-AUG-2010 09:18:01	Dark	54.000	7	19Bet Ori	0.10000	14000.	108	44063	No
110	GOM_NL__2PRFIN20100804_092259_000000572091_00422_44063_0541.N1	04-AUG-2010 09:22:59	Dark	56.500	165	34Gam Eri	2.9500	3200.0	113	44063	No
111	GOM_NL__2PRFIN20100804_093224_000000492091_00423_44064_0540.N1	04-AUG-2010 09:32:24	Dark	49.000	157	The1Eri	2.9060	9300.0	98	44064	No
112	GOM_NL__2PRFIN20100804_093742_000000552091_00423_44064_0541.N1	04-AUG-2010 09:37:42	Dark	54.500	9	Alp Eri	0.45300	24000.	109	44064	No
113	GOM_NL__2PRFIN20100804_094243_000000682091_00423_44064_0542.N1	04-AUG-2010 09:42:43	Straylight	68.000	84	Alp Phe	2.3970	4500.0	136	44064	No
114	GOM_NL__2PRFIN20100804_094745_000000462091_00423_44064_0543.N1	04-AUG-2010 09:47:45	Straylight	45.500	31	Alp Gru	1.7340	15200.	91	44064	No
115	GOM_NL__2PRFIN20100804_095052_000000452091_00423_44064_0544.N1	04-AUG-2010 09:50:52	Straylight	44.500	172	Gam Gru	3.0030	13100.	89	44064	No
116	GOM_NL__2PRFIN20100804_095818_000000482091_00423_44064_0545.N1	04-AUG-2010 09:58:18	Bright	47.500	142	49Del Cap	2.8500	8900.0	95	44064	No
117	GOM_NL__2PRFIN20100804_100621_000000402091_00423_44064_0546.N1	04-AUG-2010 10:06:21	Bright	39.500	11	53Alp Aql	0.76500	8000.0	79	44064	No
118	GOM_NL__2PRFIN20100804_101441_000000432091_00423_44064_0547.N1	04-AUG-2010 10:14:41	Bright	43.000	92	53Eps Cyg	2.5000	4500.0	86	44064	No
119	GOM_NL__2PRFIN20100804_101650_000000392091_00423_44064_0548.N1	04-AUG-2010 10:16:50	Bright	38.500	144	18Del Cyg	2.8600	11000.	77	44064	No
120	GOM_NL__2PRFIN20100804_102316_000000402091_00423_44064_0549.N1	04-AUG-2010 10:23:16	Bright	39.500	89	5Alp Cep	2.4510	8000.0	79	44064	No
121	GOM_NL__2PRFIN20100804_104053_000000682091_00423_44064_0550.N1	04-AUG-2010 10:40:53	Bright	68.000	175	39Del Per	3.0100	19400.	136	44064	No
122	GOM_NL__2PRFIN20100804_104357_000000492091_00423_44064_0551.N1	04-AUG-2010 10:43:57	Bright	48.500	149	45Eps Per	2.8880	30000.	97	44064	No
123	GOM_NL__2PRFIN20100804_104725_000000472091_00423_44064_0552.N1	04-AUG-2010 10:47:25	Bright	46.500	28	12Bet Tau	1.6500	15200.	93	44064	No
124	GOM_NL__2PRFIN20100804_104933_000000412091_00423_44064_0553.N1	04-AUG-2010 10:49:33	Tw_i_and_stray	40.500	176	23Zet Tau	3.0200	22000.	81	44064	No
125	GOM_NL__2PRFIN20100804_105212_000000612091_00423_44064_0554.N1	04-AUG-2010 10:52:12	Dark	60.500	13	87Alp Tau	0.86700	3800.0	121	44064	No
126	GOM_NL__2PRFIN20100804_105409_000000462091_00423_44064_0555.N1	04-AUG-2010 10:54:09	Dark	45.500	27	24Gam Ori	1.6360	26000.	91	44064	No
127	GOM_NL__2PRFIN20100804_105604_000000442091_00423_44064_0556.N1	04-AUG-2010 10:56:04	Dark	43.500	30	46Eps Ori	1.6940	30000.	87	44064	No
128	GOM_NL__2PRFIN20100804_105837_000000532091_00423_44064_0557.N1	04-AUG-2010 10:58:37	Dark	53.000	7	19Bet Ori	0.10000	14000.	106	44064	No
129	GOM_NL__2PRFIN20100804_110336_000000582091_00423_44064_0558.N1	04-AUG-2010 11:03:36	Dark	58.000	165	34Gam Eri	2.9500	3200.0	116	44064	No
130	GOM_NL__2PRFIN20100804_111301_000000482091_00424_44065_0574.N1	04-AUG-2010 11:13:01	Dark	47.500	157	The1Eri	2.9060	9300.0	95	44065	No
131	GOM_NL__2PRFIN20100804_111818_000000442091_00424_44065_0575.N1	04-AUG-2010 11:18:18	Dark	44.000	9	Alp Eri	0.45300	24000.	88	44065	No
132	GOM_NL__2PRFIN20100804_112320_000000672091_00424_44065_0576.N1	04-AUG-2010 11:23:20	Straylight	67.000	84	Alp Phe	2.3970	4500.0	134	44065	No
133	GOM_NL__2PRFIN20100804_112822_000000462091_00424_44065_0577.N1	04-AUG-2010 11:28:22	Straylight	46.000	31	Alp Gru	1.7340	15200.	92	44065	No
134	GOM_NL__2PRFIN20100804_113128_000000452091_00424_44065_0578.N1	04-AUG-2010 11:31:28	Straylight	44.500	172	Gam Gru	3.0030	13100.	89	44065	No
135	GOM_NL__2PRFIN20100804_113854_000000482091_00424_44065_0579.N1	04-AUG-2010 11:38:54	Bright	47.500	142	49Del Cap	2.8500	8900.0	95	44065	No
136	GOM_NL__2PRFIN20100804_114656_000000402091_00424_44065_0580.N1	04-AUG-2010 11:46:56	Bright	39.500	11	53Alp Aql	0.76500	8000.0	79	44065	No
137	GOM_NL__2PRFIN20100804_115516_000000432091_00424_44065_0581.N1	04-AUG-2010 11:55:16	Bright	43.000	92	53Eps Cyg	2.5000	4500.0	86	44065	No
138	GOM_NL__2PRFIN20100804_115725_000000392091_00424_44065_0582.N1	04-AUG-2010 11:57:25	Bright	39.000	144	18Del Cyg	2.8600	11000.	78	44065	No
139	GOM_NL__2PRFIN20100804_120351_000000412091_00424_44065_0583.N1	04-AUG-2010 12:03:51	Bright	41.000	89	5Alp Cep	2.4510	8000.0	82	44065	No
140	GOM_NL__2PRFIN20100804_122129_000000442091_00424_44065_0584.N1	04-AUG-2010 12:21:29	Bright	44.000	175	39Del Per	3.0100	19400.	88	44065	No
141	GOM_NL__2PRFIN20100804_122433_000000502091_00424_44065_0585.N1	04-AUG-2010 12:24:33	Bright	50.000	149	45Eps Per	2.8880	30000.	100	44065	No
142	GOM_NL__2PRFIN20100804_122801_000000572091_00424_44065_0586.N1	04-AUG-2010 12:28:01	Bright	57.000	28	12Bet Tau	1.6500	15200.	114	44065	No
143	GOM_NL__2PRFIN20100804_123009_000000422091_00424_44065_0587.N1	04-AUG-2010 12:30:09	Tw_i_and_stray	42.000	176	23Zet Tau	3.0200	22000.	84	44065	No
144	GOM_NL__2PRFIN20100804_123248_000000592091_00424_44065_0588.N1	04-AUG-2010 12:32:48	Dark	59.000	13	87Alp Tau	0.86700	3800.0	118	44065	No
145	GOM_NL__2PRFIN20100804_123445_000000462091_00424_44065_0589.N1	04-AUG-2010 12:34:45	Dark	45.500	27	24Gam Ori	1.6360	26000.	91	44065	No
146	GOM_NL__2PRFIN20100804_123640_000000482091_00424_44065_0590.N1	04-AUG-2010 12:36:40	Dark	48.000	30	46Eps Ori	1.6940	30000.	96	44065	No
147	GOM_NL__2PRFIN20100804_123914_000000522091_00424_44065_0591.N1	04-AUG-2010 12:39:14	Dark	51.500	7	19Bet Ori	0.10000	14000.	103	44065	No
148	GOM_NL__2PRFIN20100804_124413_000000612091_00424_44065_0592.N1	04-AUG-2010 12:44:13	Dark	60.500	165	34Gam Eri	2.9500	3200.0	121	44065	No
149	GOM_NL__2PRFIN20100804_125338_000000472091_00425_44066_0601.N1	04-AUG-2010 12:53:38	Dark	47.000	157	The1Eri	2.9060	9300.0	94	44066	No
150	GOM_NL__2PRFIN20100804_125854_000000492091_00425_44066_0602.N1	04-AUG-2010 12:58:54	Dark	49.000	9	Alp Eri	0.45300	24000.	98	44066	No
151	GOM_NL__2PRFIN20100804_130357_000000552091_00425_44066_0603.N1	04-AUG-2010 13:03:57	Straylight	55.000	84	Alp Phe	2.3970	4500.0	110	44066	No
152	GOM_NL__2PRFIN20100804_130858_000000452091_00425_44066_0604.N1	04-AUG-2010 13:08:58	Straylight	45.000	31	Alp Gru	1.7340	15200.	90	44066	No
153	GOM_NL__2PRFIN20100804_131204_000000452091_00425_44066_0605.N1	04-AUG-2010 13:12:04	Straylight	44.500	172	Gam Gru	3.0030	13100.	89	44066	No
154	GOM_NL__2PRFIN20100804_131930_000000512091_00425_44066_0606.N1	04-AUG-2010 13:19:30	Bright	51.000	142	49Del Cap	2.8500	8900.0	102	44066	No
155	GOM_NL__2PRFIN20100804_132732_000000362091_00425_44066_0607.N1	04-AUG-2010 13:27:32	Bright	36.000	11	53Alp Aql	0.76500	8000.0	72	44066	No
156	GOM_NL__2PRFIN20100804_133552_000000412091_00425_44066_0608.N1	04-AUG-2010 13:35:52	Bright	41.000	92	53Eps Cyg	2.5000	4500.0	82	44066	No
157	GOM_NL__2PRFIN20100804_133801_000000392091_00425_44066_0609.N1	04-AUG-2010 13:38:01	Bright	38.500	144	18Del Cyg	2.8600	11000.	77	44066	No
158	GOM_NL__2PRFIN20100804_134427_000000402091_00425_44066_0610.N1	04-AUG-2010 13:44:27	Bright	39.500	89	5Alp Cep	2.4510	8000.0	79	44066	No
159	GOM_NL__2PRFIN20100804_140204_000000432091_00425_44066_0611.N1	04-AUG-2010 14:02:04	Bright	43.000	175	39Del Per	3.0100	19400.	86	44066	No
160	GOM_NL__2PRFIN20100804_140508_000000492091_00425_44066_0612.N1	04-AUG-2010 14:05:08	Bright	49.000	149	45Eps Per	2.8880	30000.	98	44066	No

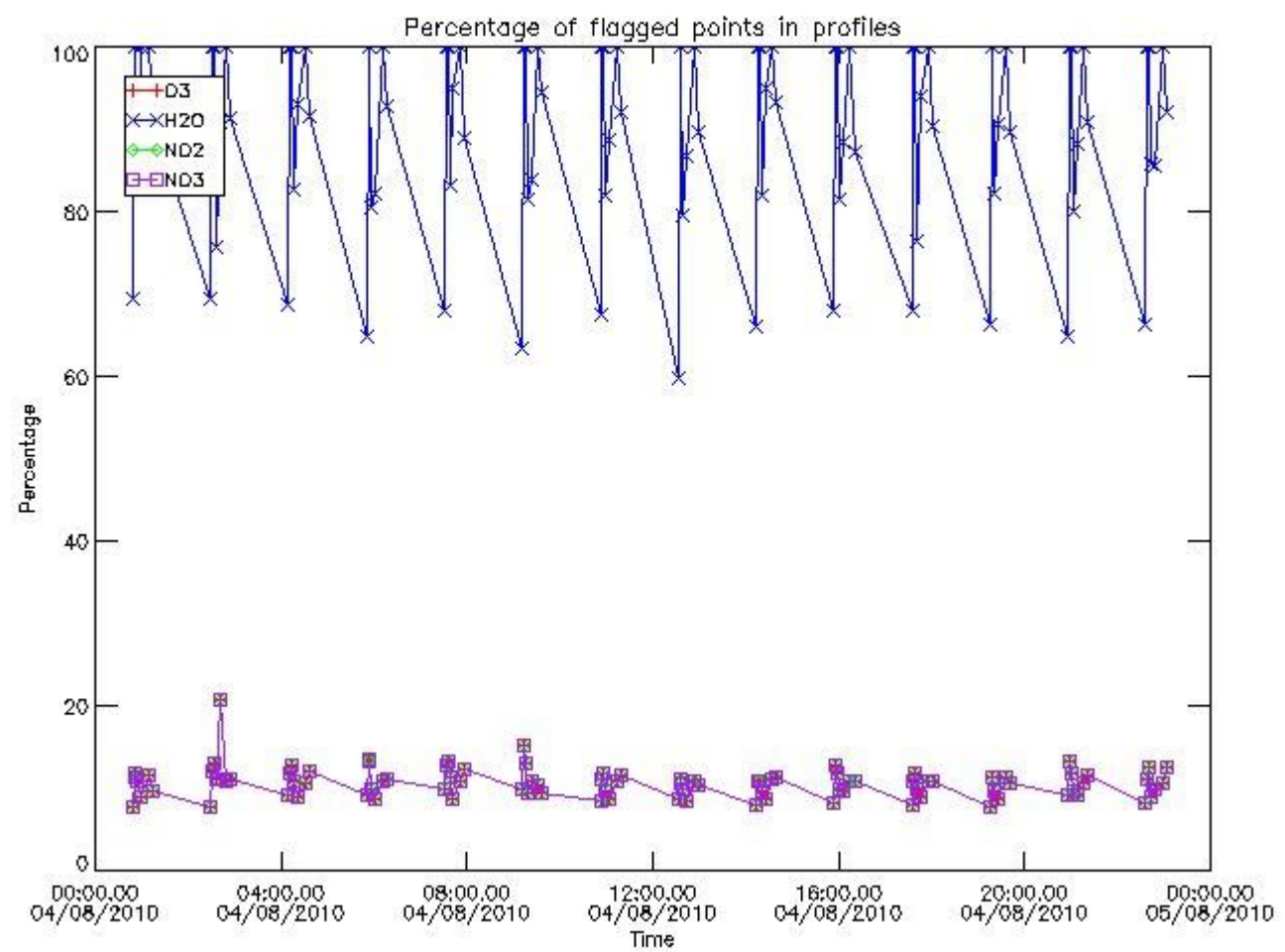
161	GOM_NL__2PRFIN20100804_140838_000000462091_00425_44066_0613.N1	04-AUG-2010 14:08:38	Bright	45.500	28	12Bet Tau	1.6500	15200.	91	44066	No
162	GOM_NL__2PRFIN20100804_141045_000000412091_00425_44066_0614.N1	04-AUG-2010 14:10:45	Twilight	41.000	176	23Zet Tau	3.0200	22000.	82	44066	No
163	GOM_NL__2PRFIN20100804_141324_000000642091_00425_44066_0615.N1	04-AUG-2010 14:13:24	Dark	63.500	13	87Alp Tau	0.86700	3800.0	127	44066	No
164	GOM_NL__2PRFIN20100804_141522_000000472091_00425_44066_0616.N1	04-AUG-2010 14:15:22	Dark	46.500	27	24Gam Ori	1.6360	26000.	93	44066	No
165	GOM_NL__2PRFIN20100804_141716_000000472091_00425_44066_0617.N1	04-AUG-2010 14:17:16	Dark	46.500	30	46Eps Ori	1.6940	30000.	93	44066	No
166	GOM_NL__2PRFIN20100804_141950_000000532091_00425_44066_0618.N1	04-AUG-2010 14:19:50	Dark	53.000	7	19Bet Ori	0.10000	14000.	106	44066	No
167	GOM_NL__2PRFIN20100804_142450_000000592091_00425_44066_0619.N1	04-AUG-2010 14:24:50	Dark	58.500	165	34Gam Eri	2.9500	3200.0	117	44066	No
168	GOM_NL__2PRFIN20100804_143414_000000462091_00426_44067_0649.N1	04-AUG-2010 14:34:14	Dark	46.000	157	The1Eri	2.9060	9300.0	92	44067	No
169	GOM_NL__2PRFIN20100804_143931_000000452091_00426_44067_0650.N1	04-AUG-2010 14:39:31	Dark	45.000	9	Alp Eri	0.45300	24000.	90	44067	No
170	GOM_NL__2PRFIN20100804_144434_000000552091_00426_44067_0651.N1	04-AUG-2010 14:44:34	Straylight	55.000	84	Alp Phe	2.3970	4500.0	110	44067	No
171	GOM_NL__2PRFIN20100804_144935_000000432091_00426_44067_0652.N1	04-AUG-2010 14:49:35	Straylight	43.000	31	Alp Gru	1.7340	15200.	86	44067	No
172	GOM_NL__2PRFIN20100804_145241_000000442091_00426_44067_0653.N1	04-AUG-2010 14:52:41	Straylight	43.500	172	Gam Gru	3.0030	13100.	87	44067	No
173	GOM_NL__2PRFIN20100804_150006_000000522091_00426_44067_0654.N1	04-AUG-2010 15:00:06	Bright	51.500	142	49Del Cap	2.8500	8900.0	103	44067	No
174	GOM_NL__2PRFIN20100804_150808_000000362091_00426_44067_0655.N1	04-AUG-2010 15:08:08	Bright	36.000	11	53Alp Aql	0.76500	8000.0	72	44067	No
175	GOM_NL__2PRFIN20100804_151627_000000452091_00426_44067_0656.N1	04-AUG-2010 15:16:27	Bright	44.500	92	53Eps Cyg	2.5000	4500.0	89	44067	No
176	GOM_NL__2PRFIN20100804_151837_000000382091_00426_44067_0657.N1	04-AUG-2010 15:18:37	Bright	38.000	144	18Del Cyg	2.8600	11000.	76	44067	No
177	GOM_NL__2PRFIN20100804_152503_000000402091_00426_44067_0658.N1	04-AUG-2010 15:25:03	Bright	40.000	89	5Alp Cep	2.4510	8000.0	80	44067	No
178	GOM_NL__2PRFIN20100804_154240_000000462091_00426_44067_0659.N1	04-AUG-2010 15:42:40	Bright	45.500	175	39Del Per	3.0100	19400.	91	44067	No
179	GOM_NL__2PRFIN20100804_154544_000000492091_00426_44067_0660.N1	04-AUG-2010 15:45:44	Bright	48.500	149	45Eps Per	2.8880	30000.	97	44067	No
180	GOM_NL__2PRFIN20100804_154914_000000452091_00426_44067_0661.N1	04-AUG-2010 15:49:14	Bright	45.000	28	12Bet Tau	1.6500	15200.	90	44067	No
181	GOM_NL__2PRFIN20100804_155121_000000412091_00426_44067_0662.N1	04-AUG-2010 15:51:21	Twilight	41.000	176	23Zet Tau	3.0200	22000.	82	44067	No
182	GOM_NL__2PRFIN20100804_155401_000000622091_00426_44067_0663.N1	04-AUG-2010 15:54:01	Dark	61.500	13	87Alp Tau	0.86700	3800.0	123	44067	No
183	GOM_NL__2PRFIN20100804_155558_000000442091_00426_44067_0664.N1	04-AUG-2010 15:55:58	Dark	44.000	27	24Gam Ori	1.6360	26000.	88	44067	No
184	GOM_NL__2PRFIN20100804_155753_000000442091_00426_44067_0665.N1	04-AUG-2010 15:57:53	Dark	43.500	30	46Eps Ori	1.6940	30000.	87	44067	No
185	GOM_NL__2PRFIN20100804_160027_000000572091_00426_44067_0666.N1	04-AUG-2010 16:00:27	Dark	57.000	7	19Bet Ori	0.10000	14000.	114	44067	No
186	GOM_NL__2PRFIN20100804_160527_000000532091_00426_44067_0667.N1	04-AUG-2010 16:05:27	Dark	52.500	165	34Gam Eri	2.9500	3200.0	105	44067	No
187	GOM_NL__2PRFIN20100804_161451_000000472091_00427_44068_0706.N1	04-AUG-2010 16:14:51	Dark	47.000	157	The1Eri	2.9060	9300.0	94	44068	No
188	GOM_NL__2PRFIN20100804_162008_000000472091_00427_44068_0707.N1	04-AUG-2010 16:20:08	Dark	47.000	9	Alp Eri	0.45300	24000.	94	44068	No
189	GOM_NL__2PRFIN20100804_162511_000000572091_00427_44068_0708.N1	04-AUG-2010 16:25:11	Straylight	56.500	84	Alp Phe	2.3970	4500.0	113	44068	No
190	GOM_NL__2PRFIN20100804_163011_000000432091_00427_44068_0709.N1	04-AUG-2010 16:30:11	Straylight	42.500	31	Alp Gru	1.7340	15200.	85	44068	No
191	GOM_NL__2PRFIN20100804_163317_000000442091_00427_44068_0710.N1	04-AUG-2010 16:33:17	Straylight	43.500	172	Gam Gru	3.0030	13100.	87	44068	No
192	GOM_NL__2PRFIN20100804_164042_000000512091_00427_44068_0711.N1	04-AUG-2010 16:40:42	Bright	50.500	142	49Del Cap	2.8500	8900.0	101	44068	No
193	GOM_NL__2PRFIN20100804_164844_000000392091_00427_44068_0712.N1	04-AUG-2010 16:48:44	Bright	39.000	11	53Alp Aql	0.76500	8000.0	78	44068	No
194	GOM_NL__2PRFIN20100804_165703_000000452091_00427_44068_0713.N1	04-AUG-2010 16:57:03	Bright	44.500	92	53Eps Cyg	2.5000	4500.0	89	44068	No
195	GOM_NL__2PRFIN20100804_165913_000000372091_00427_44068_0714.N1	04-AUG-2010 16:59:13	Bright	37.000	144	18Del Cyg	2.8600	11000.	74	44068	No
196	GOM_NL__2PRFIN20100804_170538_000000412091_00427_44068_0715.N1	04-AUG-2010 17:05:38	Bright	41.000	89	5Alp Cep	2.4510	8000.0	82	44068	No
197	GOM_NL__2PRFIN20100804_172316_000000452091_00427_44068_0716.N1	04-AUG-2010 17:23:16	Bright	45.000	175	39Del Per	3.0100	19400.	90	44068	No
198	GOM_NL__2PRFIN20100804_172620_000000432091_00427_44068_0717.N1	04-AUG-2010 17:26:20	Bright	43.000	149	45Eps Per	2.8880	30000.	86	44068	No
199	GOM_NL__2PRFIN20100804_172950_000000462091_00427_44068_0718.N1	04-AUG-2010 17:29:50	Bright	46.000	28	12Bet Tau	1.6500	15200.	92	44068	No
200	GOM_NL__2PRFIN20100804_173157_000000432091_00427_44068_0719.N1	04-AUG-2010 17:31:57	Twilight	42.500	176	23Zet Tau	3.0200	22000.	85	44068	No
201	GOM_NL__2PRFIN20100804_173437_000000652091_00427_44068_0720.N1	04-AUG-2010 17:34:37	Dark	64.500	13	87Alp Tau	0.86700	3800.0	129	44068	No
202	GOM_NL__2PRFIN20100804_173634_000000482091_00427_44068_0721.N1	04-AUG-2010 17:36:34	Dark	47.500	27	24Gam Ori	1.6360	26000.	95	44068	No
203	GOM_NL__2PRFIN20100804_173830_000000432091_00427_44068_0722.N1	04-AUG-2010 17:38:30	Dark	43.000	30	46Eps Ori	1.6940	30000.	86	44068	No
204	GOM_NL__2PRFIN20100804_174103_000000522091_00427_44068_0723.N1	04-AUG-2010 17:41:03	Dark	51.500	7	19Bet Ori	0.10000	14000.	103	44068	No
205	GOM_NL__2PRFIN20100804_174604_000000582091_00427_44068_0724.N1	04-AUG-2010 17:46:04	Dark	57.500	165	34Gam Eri	2.9500	3200.0	115	44068	No
206	GOM_NL__2PRFIN20100804_175528_000000472091_00428_44069_0736.N1	04-AUG-2010 17:55:28	Dark	47.000	157	The1Eri	2.9060	9300.0	94	44069	No
207	GOM_NL__2PRFIN20100804_180044_000000482091_00428_44069_0737.N1	04-AUG-2010 18:00:44	Dark	47.500	9	Alp Eri	0.45300	24000.	95	44069	No
208	GOM_NL__2PRFIN20100804_180548_000000562091_00428_44069_0738.N1	04-AUG-2010 18:05:48	Straylight	55.500	84	Alp Phe	2.3970	4500.0	111	44069	No
209	GOM_NL__2PRFIN20100804_181048_000000502091_00428_44069_0739.N1	04-AUG-2010 18:10:48	Straylight	49.500	31	Alp Gru	1.7340	15200.	99	44069	No
210	GOM_NL__2PRFIN20100804_181354_000000452091_00428_44069_0740.N1	04-AUG-2010 18:13:54	Straylight	45.000	172	Gam Gru	3.0030	13100.	90	44069	No
211	GOM_NL__2PRFIN20100804_182118_000000502091_00428_44069_0741.N1	04-AUG-2010 18:21:18	Bright	50.000	142	49Del Cap	2.8500	8900.0	100	44069	No
212	GOM_NL__2PRFIN20100804_182920_000000372091_00428_44069_0742.N1	04-AUG-2010 18:29:20	Bright	37.000	11	53Alp Aql	0.76500	8000.0	74	44069	No
213	GOM_NL__2PRFIN20100804_183739_000000432091_00428_44069_0743.N1	04-AUG-2010 18:37:39	Bright	42.500	92	53Eps Cyg	2.5000	4500.0	85	44069	No
214	GOM_NL__2PRFIN20100804_183949_000000372091_00428_44069_0744.N1	04-AUG-2010 18:39:49	Bright	36.500	144	18Del Cyg	2.8600	11000.	73	44069	No
215	GOM_NL__2PRFIN20100804_184614_000000422091_00428_44069_0745.N1	04-AUG-2010 18:46:14	Bright	42.000	89	5Alp Cep	2.4510	8000.0	84	44069	No
216	GOM_NL__2PRFIN20100804_190351_000000472091_00428_44069_0746.N1	04-AUG-2010 19:03:51	Bright	46.500	175	39Del Per	3.0100	19400.	93	44069	No
217	GOM_NL__2PRFIN20100804_190656_000000432091_00428_44069_0747.N1	04-AUG-2010 19:06:56	Bright	43.000	149	45Eps Per	2.8880	30000.	86	44069	No
218	GOM_NL__2PRFIN20100804_191026_000000442091_00428_44069_0748.N1	04-AUG-2010 19:10:26	Bright	44.000	28	12Bet Tau	1.6500	15200.	88	44069	No
219	GOM_NL__2PRFIN20100804_191234_000000412091_00428_44069_0749.N1	04-AUG-2010 19:12:34	Twilight	40.500	176	23Zet Tau	3.0200	22000.	81	44069	No

220	GOM_NL__2PRFIN20100804_191514_000000672091_00428_44069_0750.N1	04-AUG-2010 19:15:14	Dark	67.000	13	87Alp Tau	0.86700	3800.0	134	44069	No
221	GOM_NL__2PRFIN20100804_191711_000000452091_00428_44069_0751.N1	04-AUG-2010 19:17:11	Dark	45.000	27	24Gam Ori	1.6360	26000.	90	44069	No
222	GOM_NL__2PRFIN20100804_191906_000000452091_00428_44069_0752.N1	04-AUG-2010 19:19:06	Dark	45.000	30	46Eps Ori	1.6940	30000.	90	44069	No
223	GOM_NL__2PRFIN20100804_192140_000000542091_00428_44069_0753.N1	04-AUG-2010 19:21:40	Dark	53.500	7	19Bet Ori	0.10000	14000.	107	44069	No
224	GOM_NL__2PRFIN20100804_192641_000000592091_00428_44069_0754.N1	04-AUG-2010 19:26:41	Dark	59.000	165	34Gam Eri	2.9500	3200.0	118	44069	No
225	GOM_NL__2PRFIN20100804_193605_000000452091_00429_44070_0768.N1	04-AUG-2010 19:36:05	Dark	45.000	157	The1Eri	2.9060	9300.0	90	44070	No
226	GOM_NL__2PRFIN20100804_194121_000000492091_00429_44070_0769.N1	04-AUG-2010 19:41:21	Dark	48.500	9	Alp Eri	0.45300	24000.	97	44070	No
227	GOM_NL__2PRFIN20100804_194625_000000542091_00429_44070_0770.N1	04-AUG-2010 19:46:25	Straylight	53.500	84	Alp Phe	2.3970	4500.0	107	44070	No
228	GOM_NL__2PRFIN20100804_195124_000000482091_00429_44070_0771.N1	04-AUG-2010 19:51:24	Straylight	48.000	31	Alp Gru	1.7340	15200.	96	44070	No
229	GOM_NL__2PRFIN20100804_195430_000000462091_00429_44070_0772.N1	04-AUG-2010 19:54:30	Straylight	45.500	172	Gam Gru	3.0030	13100.	91	44070	No
230	GOM_NL__2PRFIN20100804_200154_000000512091_00429_44070_0773.N1	04-AUG-2010 20:01:54	Bright	51.000	142	49Del Cap	2.8500	8900.0	102	44070	No
231	GOM_NL__2PRFIN20100804_200553_000000252091_00429_44070_0774.N1	04-AUG-2010 20:05:53	Twilight_stray	25.000	154	22Bet Aqr	2.8990	5700.0	50	44070	No
232	GOM_NL__2PRFIN20100804_200956_000000392091_00429_44070_0775.N1	04-AUG-2010 20:09:56	Bright	39.000	11	53Alp Aql	0.76500	8000.0	78	44070	No
233	GOM_NL__2PRFIN20100804_201814_000000412091_00429_44070_0776.N1	04-AUG-2010 20:18:14	Bright	40.500	92	53Eps Cyg	2.5000	4500.0	81	44070	No
234	GOM_NL__2PRFIN20100804_202024_000000362091_00429_44070_0777.N1	04-AUG-2010 20:20:24	Bright	36.000	144	18Del Cyg	2.8600	11000.	72	44070	No
235	GOM_NL__2PRFIN20100804_202649_000000432091_00429_44070_0778.N1	04-AUG-2010 20:26:49	Bright	43.000	89	5Alp Cep	2.4510	8000.0	86	44070	No
236	GOM_NL__2PRFIN20100804_204427_000000462091_00429_44070_0779.N1	04-AUG-2010 20:44:27	Bright	46.000	175	39Del Per	3.0100	19400.	92	44070	No
237	GOM_NL__2PRFIN20100804_204732_000000362091_00429_44070_0780.N1	04-AUG-2010 20:47:32	Bright	36.000	149	45Eps Per	2.8880	30000.	72	44070	No
238	GOM_NL__2PRFIN20100804_205102_000000442091_00429_44070_0781.N1	04-AUG-2010 20:51:02	Bright	43.500	28	12Bet Tau	1.6500	15200.	87	44070	No
239	GOM_NL__2PRFIN20100804_205310_000000422091_00429_44070_0782.N1	04-AUG-2010 20:53:10	Twilight_stray	42.000	176	23Zet Tau	3.0200	22000.	84	44070	No
240	GOM_NL__2PRFIN20100804_205550_000000622091_00429_44070_0783.N1	04-AUG-2010 20:55:50	Dark	61.500	13	87Alp Tau	0.86700	3800.0	123	44070	No
241	GOM_NL__2PRFIN20100804_205747_000000462091_00429_44070_0784.N1	04-AUG-2010 20:57:47	Dark	46.000	27	24Gam Ori	1.6360	26000.	92	44070	No
242	GOM_NL__2PRFIN20100804_205942_000000432091_00429_44070_0785.N1	04-AUG-2010 20:59:42	Dark	43.000	30	46Eps Ori	1.6940	30000.	86	44070	No
243	GOM_NL__2PRFIN20100804_210216_000000532091_00429_44070_0786.N1	04-AUG-2010 21:02:16	Dark	53.000	7	19Bet Ori	0.10000	14000.	106	44070	No
244	GOM_NL__2PRFIN20100804_210718_000000552091_00429_44070_0787.N1	04-AUG-2010 21:07:18	Dark	55.000	165	34Gam Eri	2.9500	3200.0	110	44070	No
245	GOM_NL__2PRFIN20100804_211642_000000482091_00430_44071_0799.N1	04-AUG-2010 21:16:42	Dark	48.000	157	The1Eri	2.9060	9300.0	96	44071	No
246	GOM_NL__2PRFIN20100804_212158_000000442091_00430_44071_0800.N1	04-AUG-2010 21:21:58	Dark	44.000	9	Alp Eri	0.45300	24000.	88	44071	No
247	GOM_NL__2PRFIN20100804_212702_000000662091_00430_44071_0801.N1	04-AUG-2010 21:27:02	Straylight	66.000	84	Alp Phe	2.3970	4500.0	132	44071	No
248	GOM_NL__2PRFIN20100804_213200_000000482091_00430_44071_0802.N1	04-AUG-2010 21:32:00	Straylight	48.000	31	Alp Gru	1.7340	15200.	96	44071	No
249	GOM_NL__2PRFIN20100804_213506_000000462091_00430_44071_0803.N1	04-AUG-2010 21:35:06	Straylight	46.000	172	Gam Gru	3.0030	13100.	92	44071	No
250	GOM_NL__2PRFIN20100804_214230_000000512091_00430_44071_0804.N1	04-AUG-2010 21:42:30	Bright	51.000	142	49Del Cap	2.8500	8900.0	102	44071	No
251	GOM_NL__2PRFIN20100804_214629_000000252091_00430_44071_0805.N1	04-AUG-2010 21:46:29	Twilight_stray	25.000	154	22Bet Aqr	2.8990	5700.0	50	44071	No
252	GOM_NL__2PRFIN20100804_215032_000000382091_00430_44071_0806.N1	04-AUG-2010 21:50:32	Bright	38.000	11	53Alp Aql	0.76500	8000.0	76	44071	No
253	GOM_NL__2PRFIN20100804_215849_000000412091_00430_44071_0807.N1	04-AUG-2010 21:58:49	Bright	41.000	92	53Eps Cyg	2.5000	4500.0	82	44071	No
254	GOM_NL__2PRFIN20100804_220100_000000382091_00430_44071_0808.N1	04-AUG-2010 22:01:00	Bright	37.500	144	18Del Cyg	2.8600	11000.	75	44071	No
255	GOM_NL__2PRFIN20100804_220725_000000402091_00430_44071_0809.N1	04-AUG-2010 22:07:25	Bright	40.000	89	5Alp Cep	2.4510	8000.0	80	44071	No
256	GOM_NL__2PRFIN20100804_222503_000000472091_00430_44071_0810.N1	04-AUG-2010 22:25:03	Bright	46.500	175	39Del Per	3.0100	19400.	93	44071	No
257	GOM_NL__2PRFIN20100804_222808_000000362091_00430_44071_0811.N1	04-AUG-2010 22:28:08	Bright	36.000	149	45Eps Per	2.8880	30000.	72	44071	No
258	GOM_NL__2PRFIN20100804_223138_000000462091_00430_44071_0812.N1	04-AUG-2010 22:31:38	Bright	46.000	28	12Bet Tau	1.6500	15200.	92	44071	No
259	GOM_NL__2PRFIN20100804_223345_000000402091_00430_44071_0813.N1	04-AUG-2010 22:33:45	Twilight_stray	40.000	176	23Zet Tau	3.0200	22000.	80	44071	No
260	GOM_NL__2PRFIN20100804_223626_000000632091_00430_44071_0814.N1	04-AUG-2010 22:36:26	Dark	62.500	13	87Alp Tau	0.86700	3800.0	125	44071	No
261	GOM_NL__2PRFIN20100804_223824_000000462091_00430_44071_0815.N1	04-AUG-2010 22:38:24	Dark	45.500	27	24Gam Ori	1.6360	26000.	91	44071	No
262	GOM_NL__2PRFIN20100804_224018_000000452091_00430_44071_0816.N1	04-AUG-2010 22:40:18	Dark	44.500	30	46Eps Ori	1.6940	30000.	89	44071	No
263	GOM_NL__2PRFIN20100804_224253_000000572091_00430_44071_0817.N1	04-AUG-2010 22:42:53	Dark	56.500	7	19Bet Ori	0.10000	14000.	113	44071	No
264	GOM_NL__2PRFIN20100804_224755_000000562091_00430_44071_0818.N1	04-AUG-2010 22:47:55	Dark	56.000	165	34Gam Eri	2.9500	3200.0	112	44071	No
265	GOM_NL__2PRFIN20100804_225719_000000482091_00431_44072_0848.N1	04-AUG-2010 22:57:19	Dark	48.000	157	The1Eri	2.9060	9300.0	96	44072	No
266	GOM_NL__2PRFIN20100804_230234_000000452091_00431_44072_0849.N1	04-AUG-2010 23:02:34	Dark	45.000	9	Alp Eri	0.45300	24000.	90	44072	No
267	GOM_NL__2PRFIN20100804_230739_000000552091_00431_44072_0850.N1	04-AUG-2010 23:07:39	Straylight	55.000	84	Alp Phe	2.3970	4500.0	110	44072	No
268	GOM_NL__2PRFIN20100804_231236_000000532091_00431_44072_0851.N1	04-AUG-2010 23:12:36	Straylight	53.000	31	Alp Gru	1.7340	15200.	106	44072	No
269	GOM_NL__2PRFIN20100804_231542_000000452091_00431_44072_0852.N1	04-AUG-2010 23:15:42	Straylight	44.500	172	Gam Gru	3.0030	13100.	89	44072	No
270	GOM_NL__2PRFIN20100804_232306_000000482091_00431_44072_0853.N1	04-AUG-2010 23:23:06	Bright	48.000	142	49Del Cap	2.8500	8900.0	96	44072	No
271	GOM_NL__2PRFIN20100804_232705_000000322091_00431_44072_0854.N1	04-AUG-2010 23:27:05	Twilight_stray	32.000	154	22Bet Aqr	2.8990	5700.0	64	44072	No
272	GOM_NL__2PRFIN20100804_233108_000000382091_00431_44072_0855.N1	04-AUG-2010 23:31:08	Bright	37.500	11	53Alp Aql	0.76500	8000.0	75	44072	No
273	GOM_NL__2PRFIN20100804_233925_000000422091_00431_44072_0856.N1	04-AUG-2010 23:39:25	Bright	42.000	92	53Eps Cyg	2.5000	4500.0	84	44072	No
274	GOM_NL__2PRFIN20100804_234136_000000372091_00431_44072_0857.N1	04-AUG-2010 23:41:36	Bright	36.500	144	18Del Cyg	2.8600	11000.	73	44072	No
275	GOM_NL__2PRFIN20100804_234800_000000412091_00431_44072_0858.N1	04-AUG-2010 23:48:00	Bright	40.500	89	5Alp Cep	2.4510	8000.0	81	44072	No

3. Quality information per product

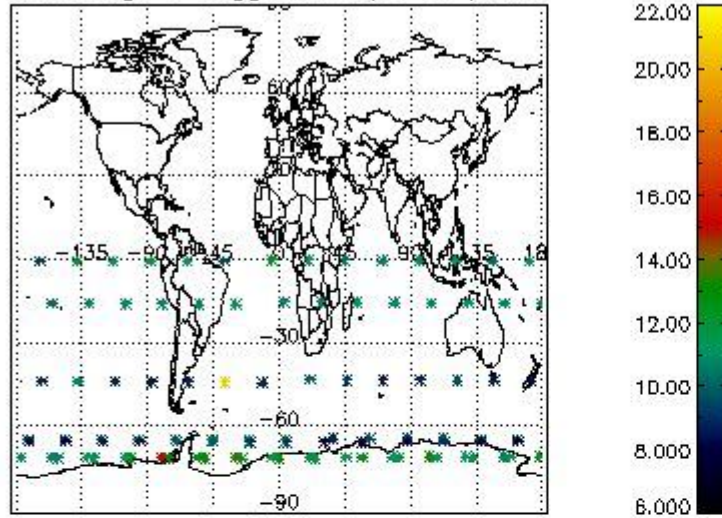
In this section it is plotted some information contained in the Quality Summary data set of the level 2 products. Only products in dark limb conditions and without errors (error flag in the MPH set to "0") are used.

3.1 Plot quality information per product (time dependant)

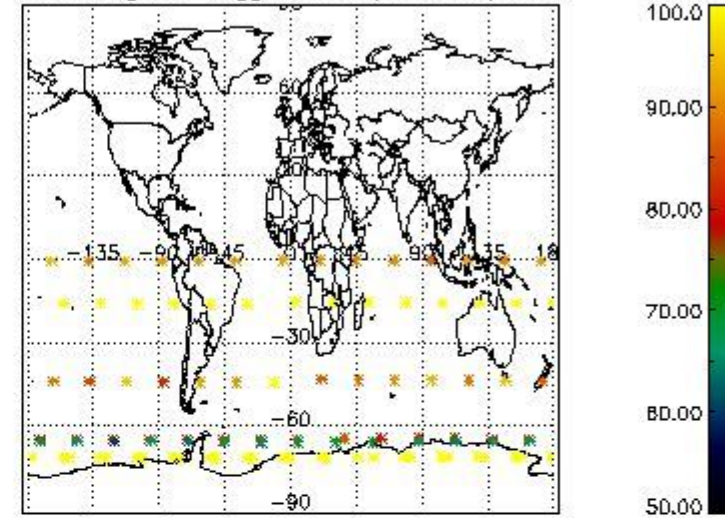


3.2 Plot quality information per product (world map)

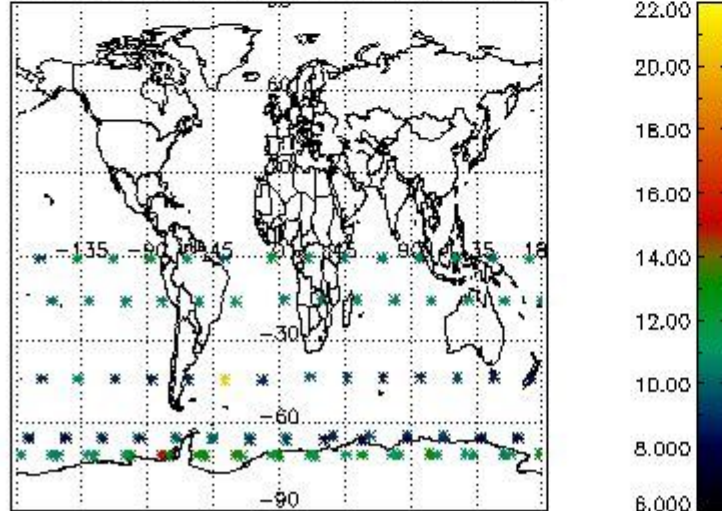
Percentage of flagged data per O3 profile



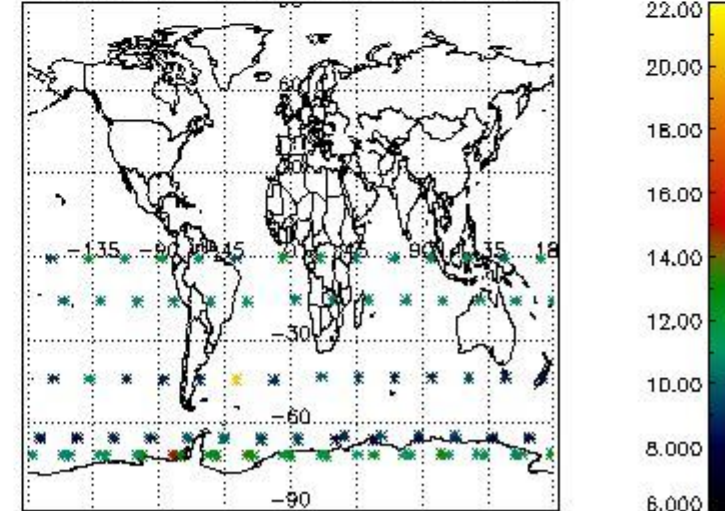
Percentage of flagged data per H2O profile



Percentage of flagged data per NO2 profile



Percentage of flagged data per NO3 profile

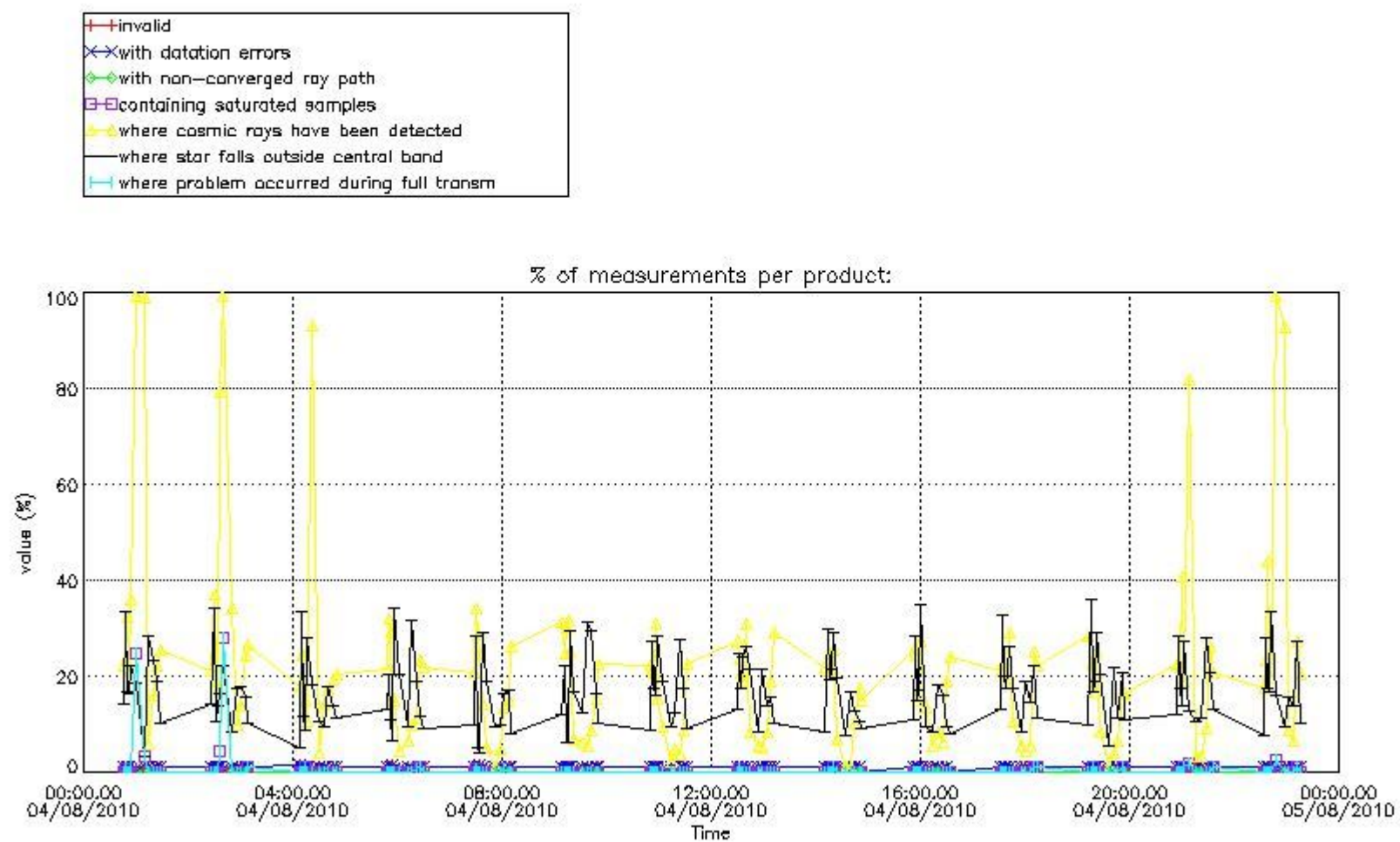


4. Level 1 quality information per product

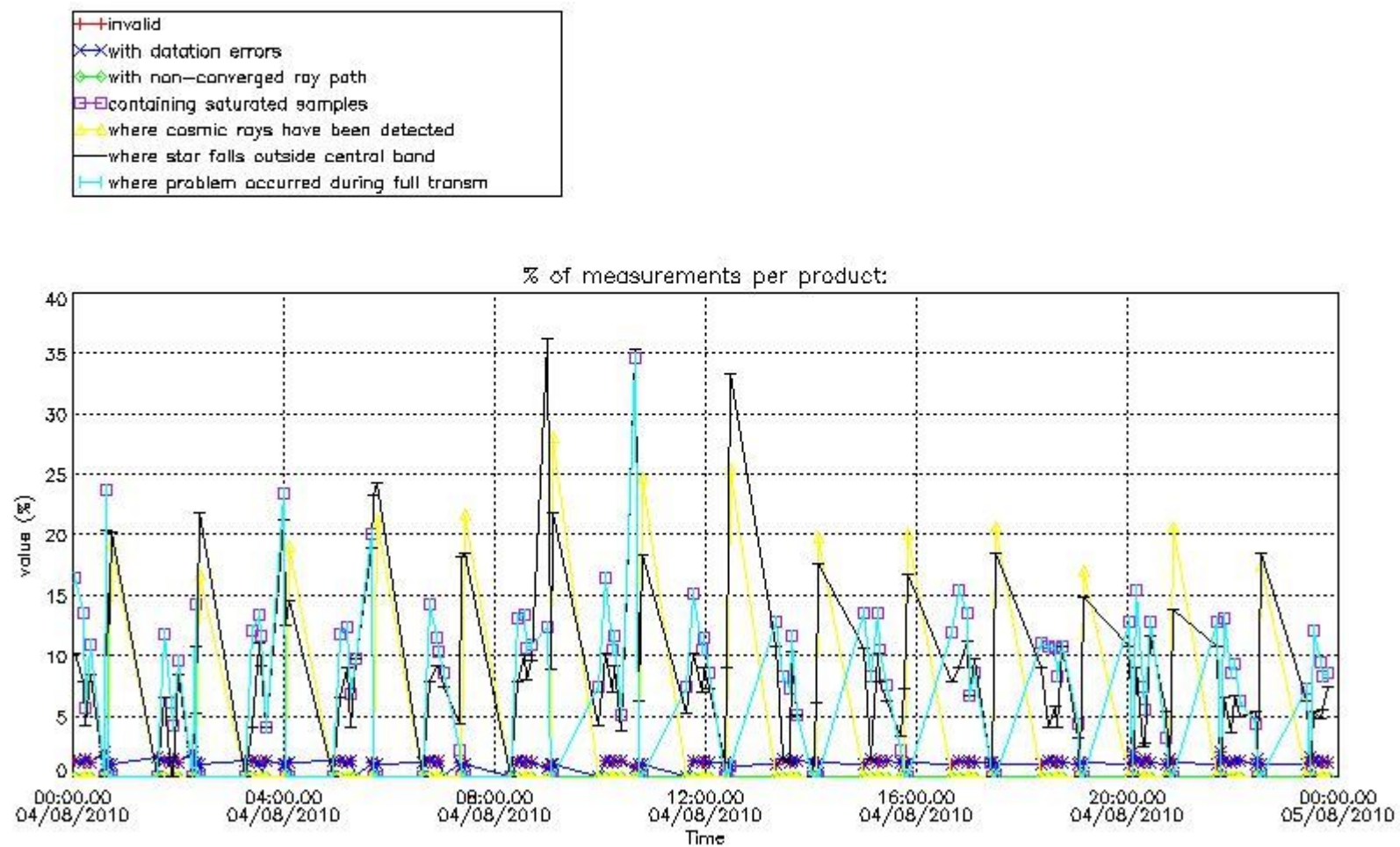
In this section it is plotted some information contained in the Quality Summary data set of the level 2 products that comes from the level 1b processing. Products without errors (error flag in the MPH set to "0") are used.

4.1 Plot quality information per product (time dependant) coming from level 1b processing

4.1.1 Plot level 1 quality information per product (time dependant): ENVISAT ASCENDING passes



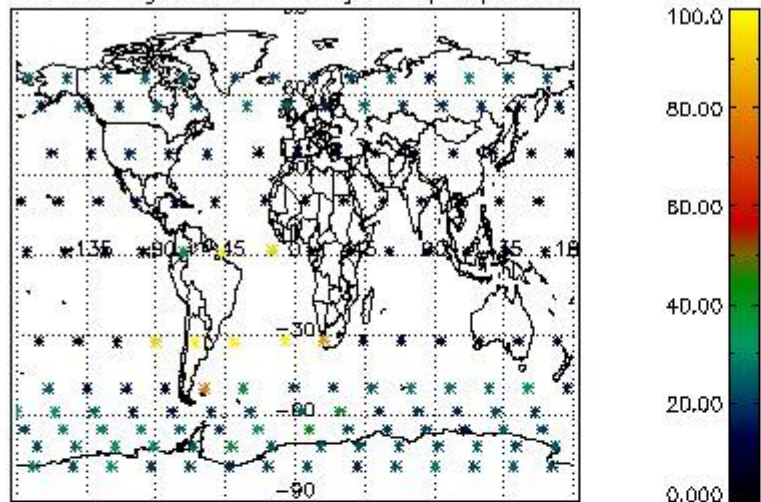
4.1.2 Plot level 1 quality information per product (time dependant): ENVISAT DESCENDING passes



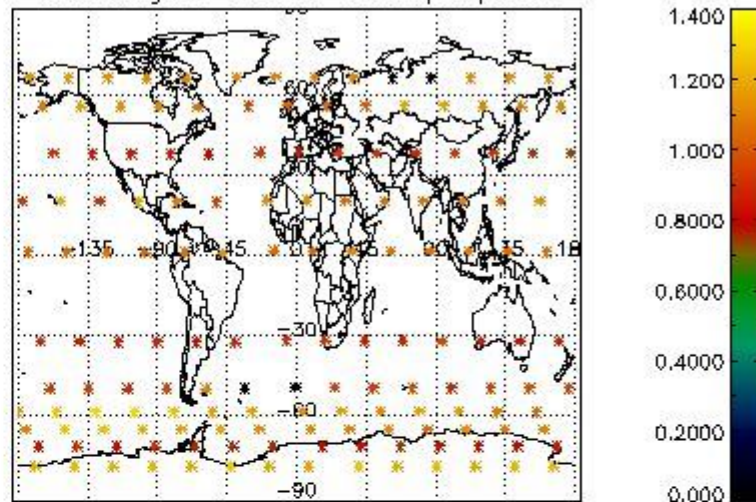
4.2 Plot quality information per product coming from level 1b processing (world map)

4.2.1 Plot level 1 quality information per product (world map): ENVISAT ASCENDING passes

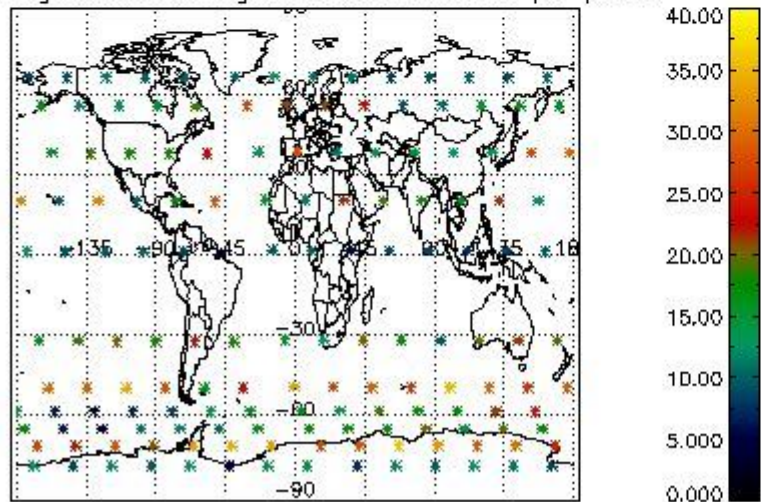
Percentage of cosmic ray hits per profile



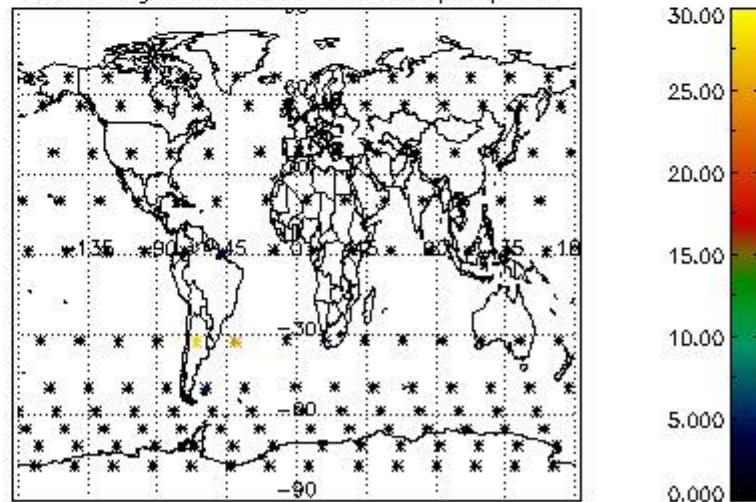
Percentage of datation errors per profile



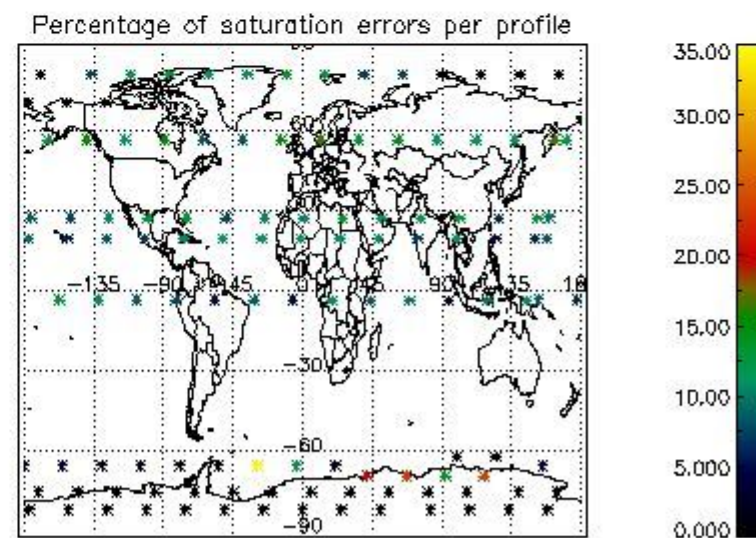
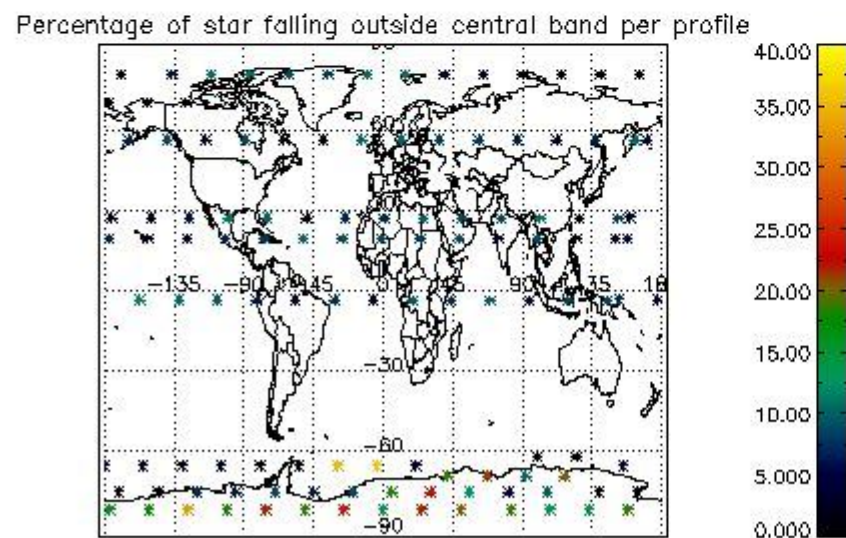
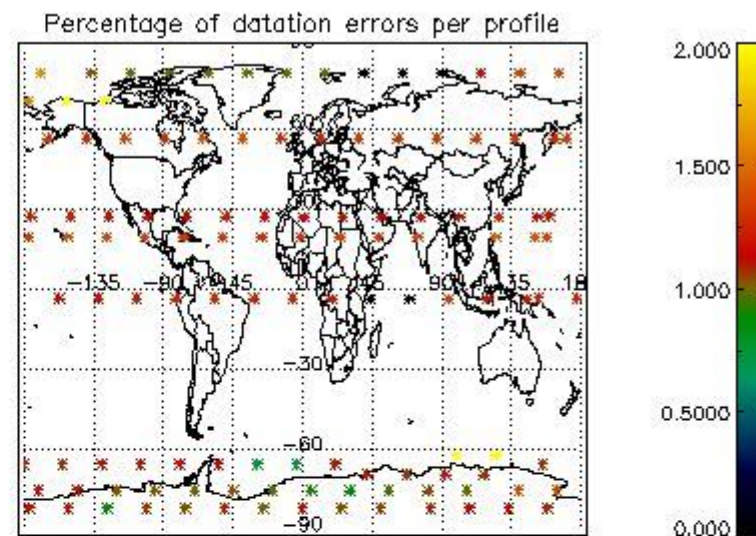
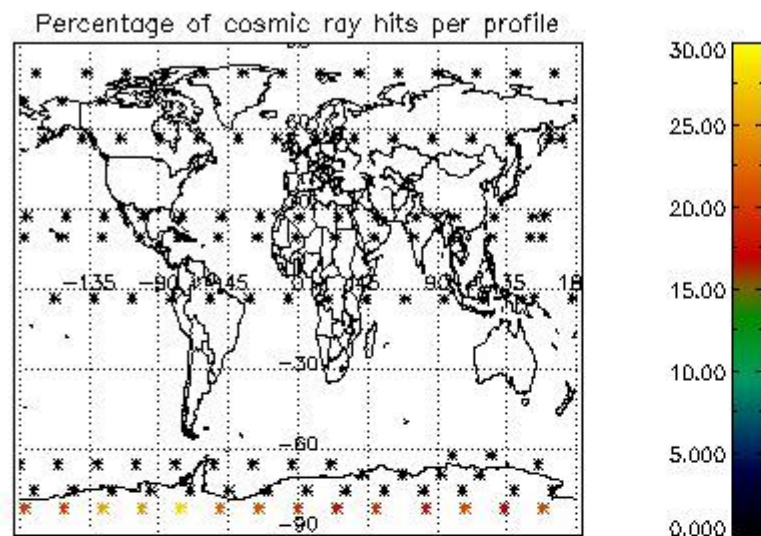
Percentage of star falling outside central band per profile



Percentage of saturation errors per profile



4.2.2 Plot level 1 quality information per product (world map): ENVISAT DESCENDING passes



5. Trace gas profiles

5.1 Ozone statistics based on quality of products

The final quality of the products can be "measured" using the STD (Standard Deviation) attached to every point profile. This information is written to the parameter GOM_NL__2P/NL_LOCAL_SPECIES_DENSITY/o3_std of the level 2 products. The table below shows the statistics for given STD ranges.

The statistics are given with respect to the overall valid production:

- Products without fatal errors: GOM_NL__2P/MPH/PRODUCT_ERR=0
- Valid point profile: GOM_NL__2P/NL_LOCAL_SPECIES_DENSITY/pcd(0)=0

The 'Criteria' is applied to valid points of dark limb products:

- Products in dark limb illumination condition: GOM_NL__2P/NL_SUMMARY_QUALITY/obs_ill_cond=0
- Products without fatal errors: GOM_NL__2P/MPH/PRODUCT_ERR=0
- Valid point profile: GOM_NL__2P/NL_LOCAL_SPECIES_DENSITY/pcd(0)=0

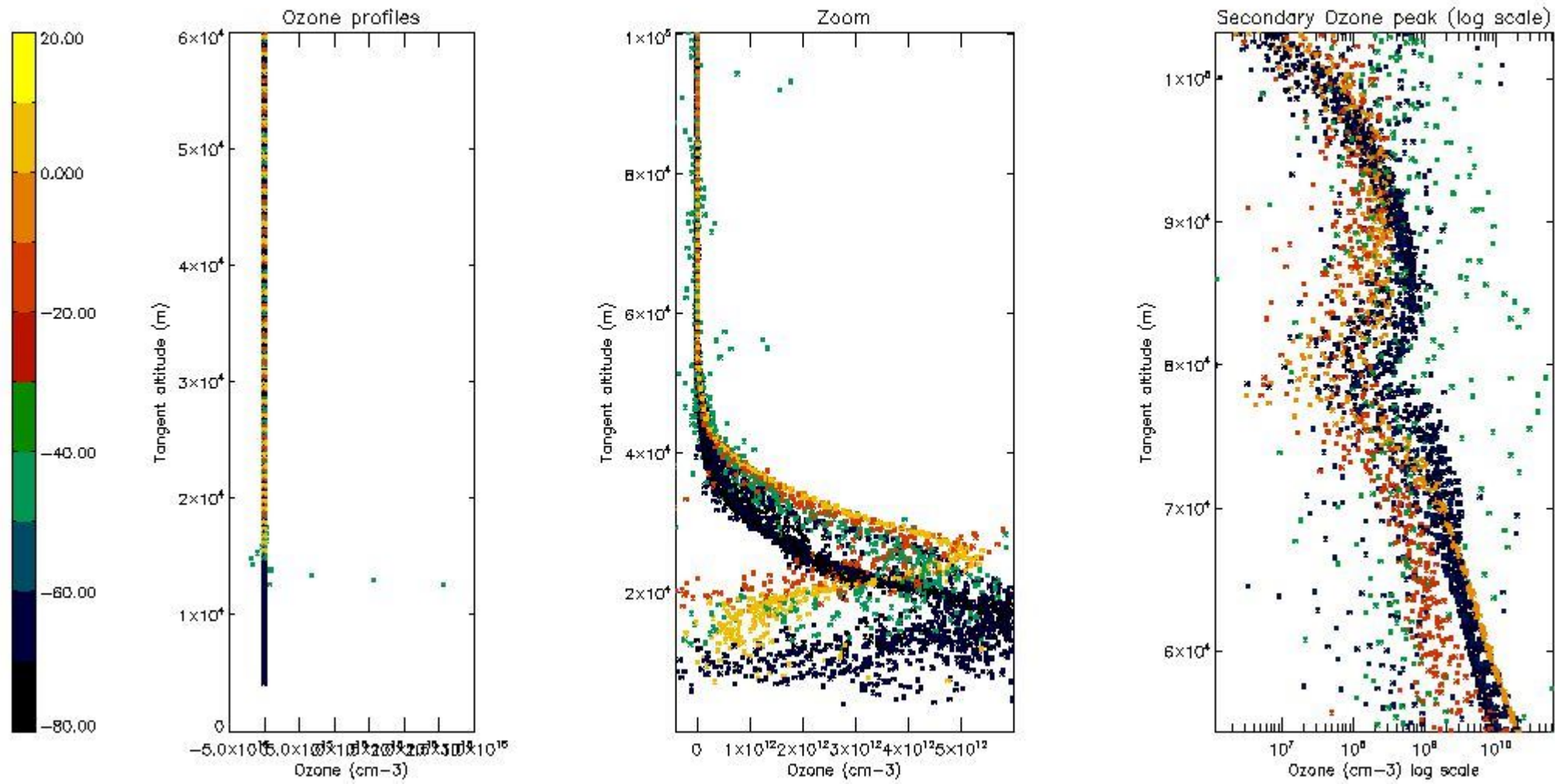
So, the table below shows the percentage of dark limb and valid observations for each criteria with respect to the overall valid daily observations.

Criteria	% of total production
All STD	39
STD < 20	20

STD < 10	16
STD < 5	12

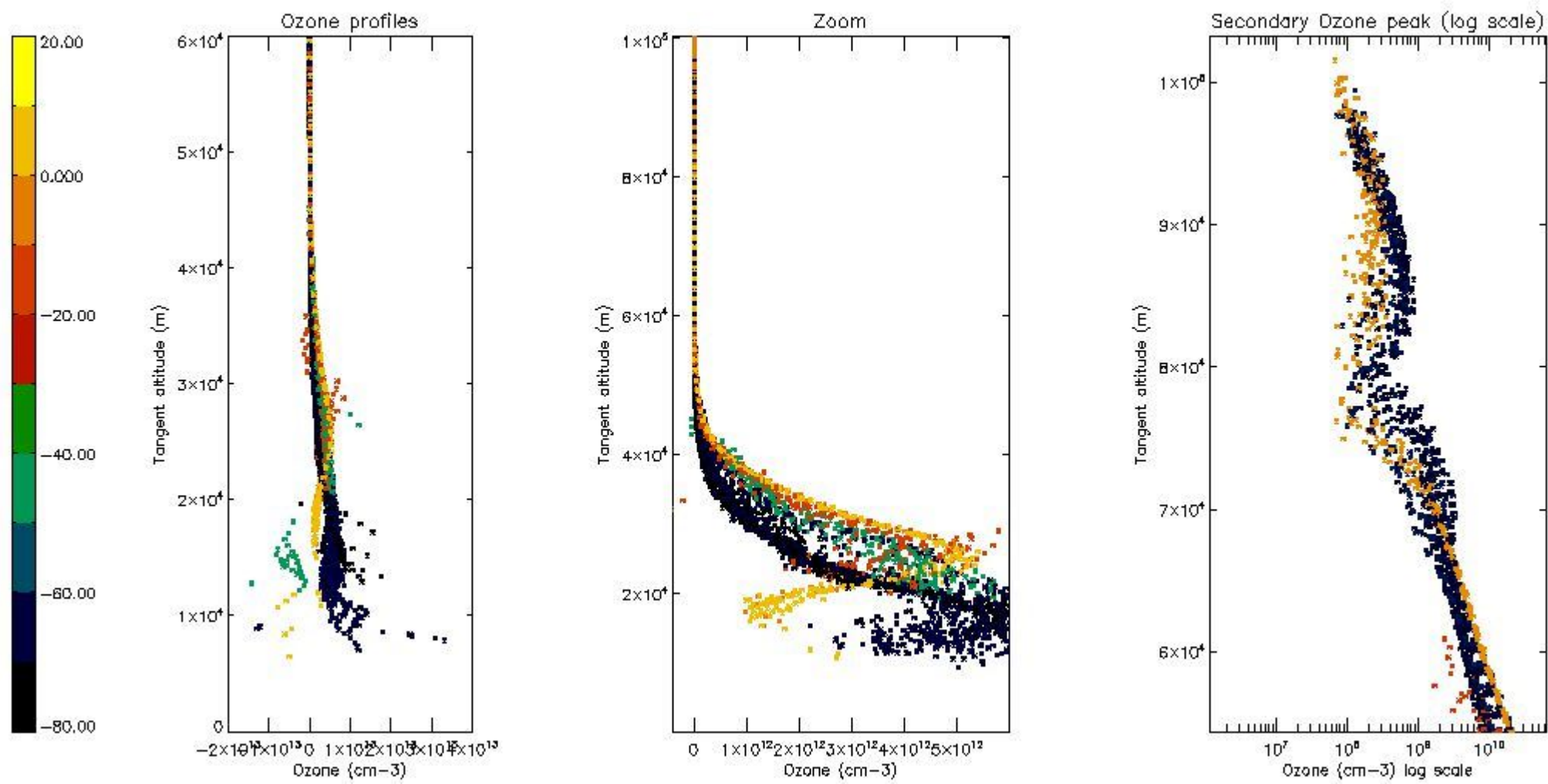
5.2 Plot ozone profiles for all STD (dark without errors)

The colorbar represents the latitude.



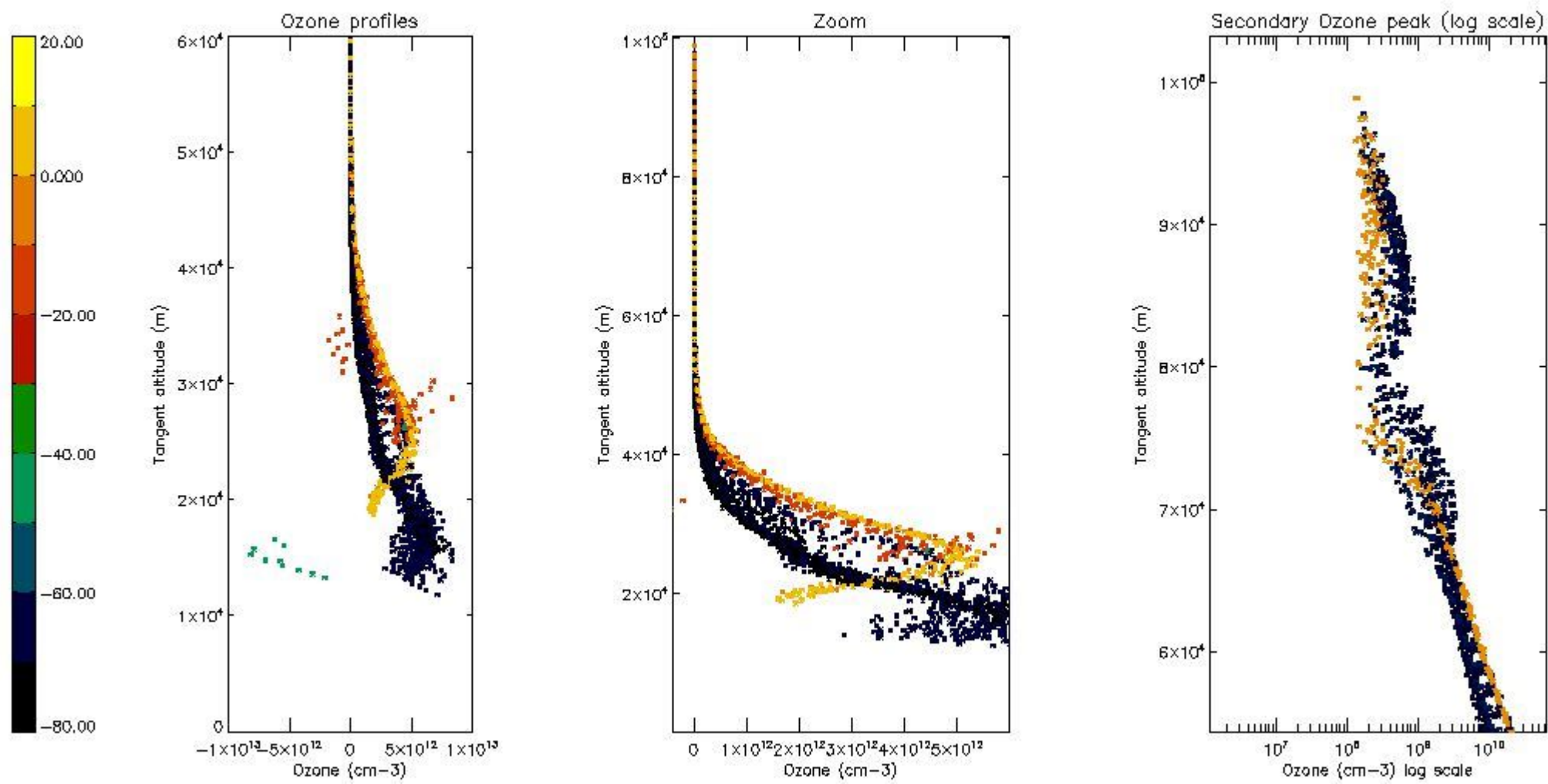
5.3 Plot ozone profiles where STD < 20% (dark without errors)

The colorbar represents the latitude.



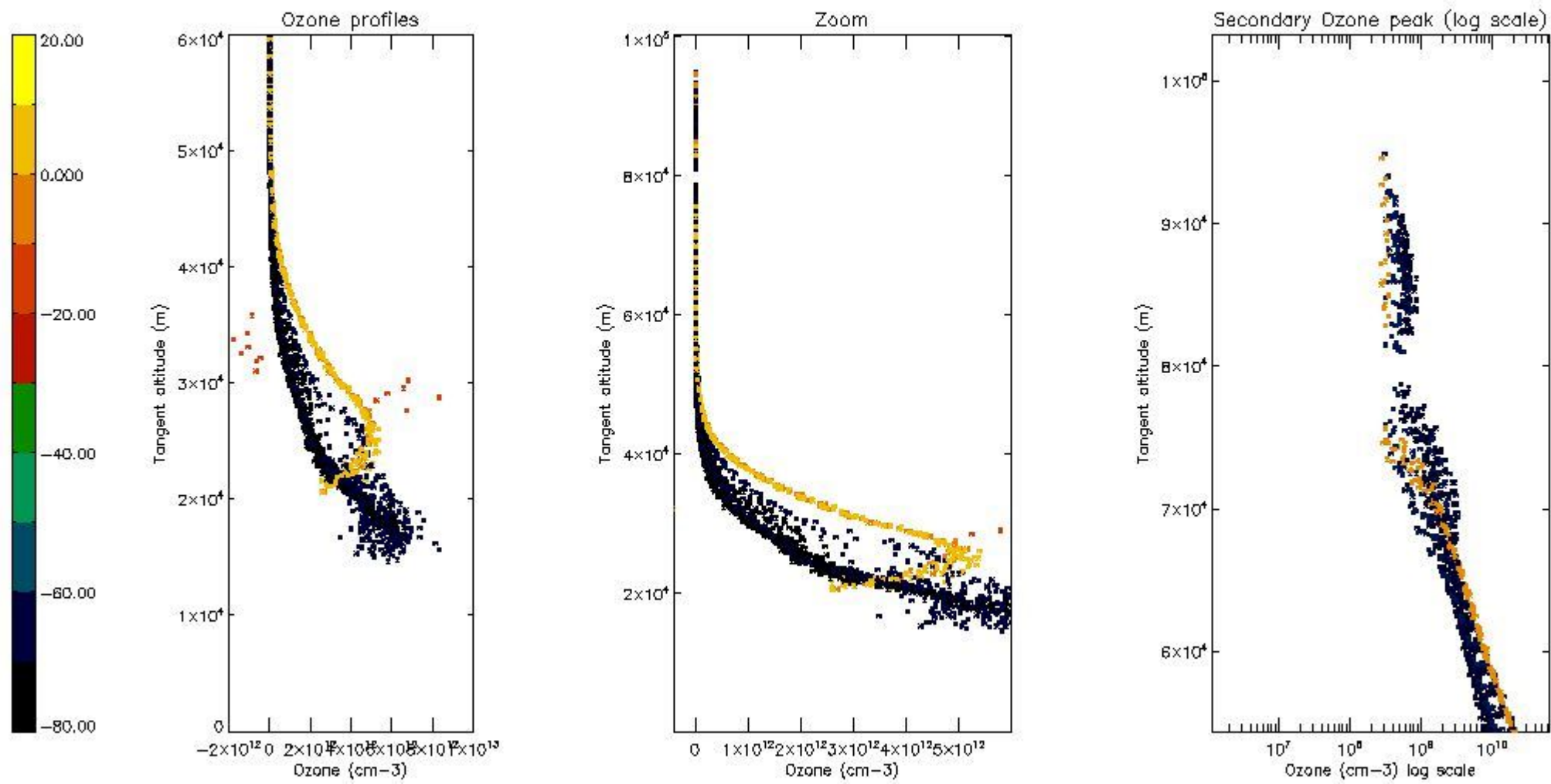
5.4 Plot ozone profiles where STD < 10% (dark without errors)

The colorbar represents the latitude.



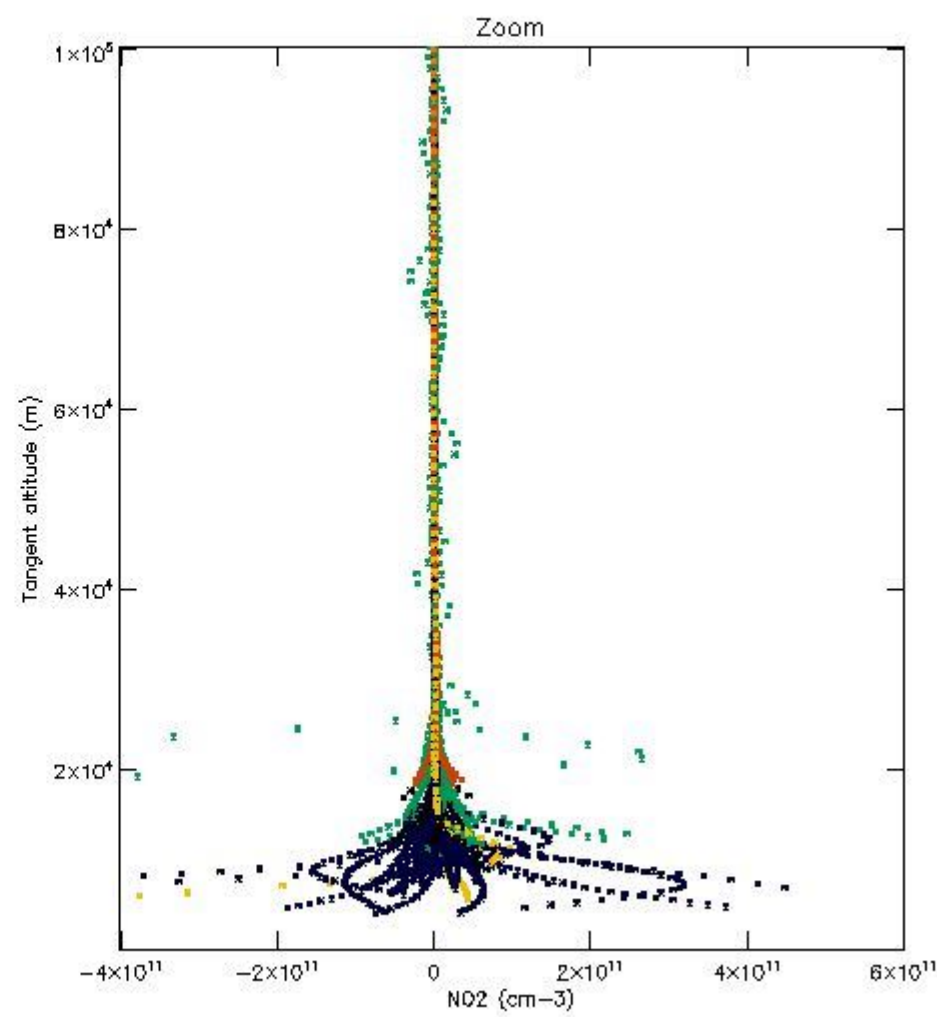
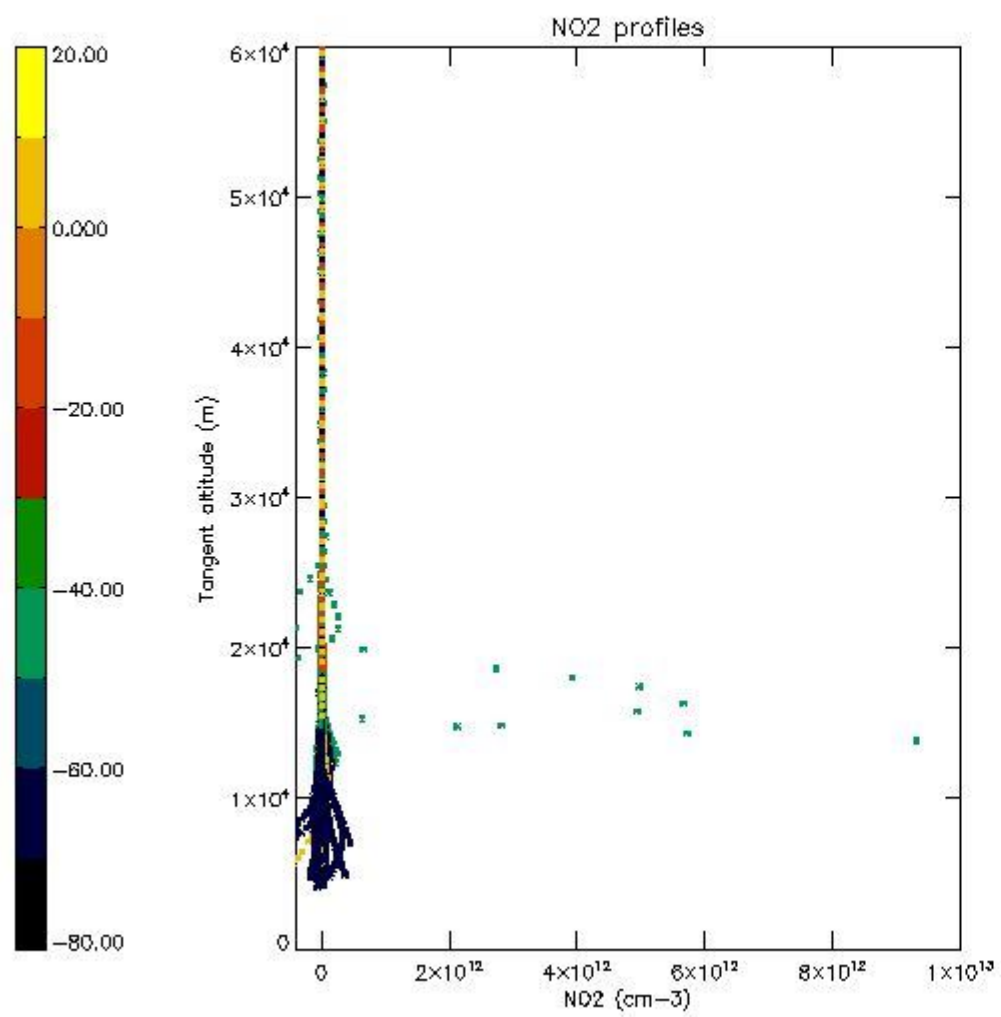
5.5 Plot ozone profiles where $STD < 5\%$ (dark without errors)

The colorbar represents the latitude.



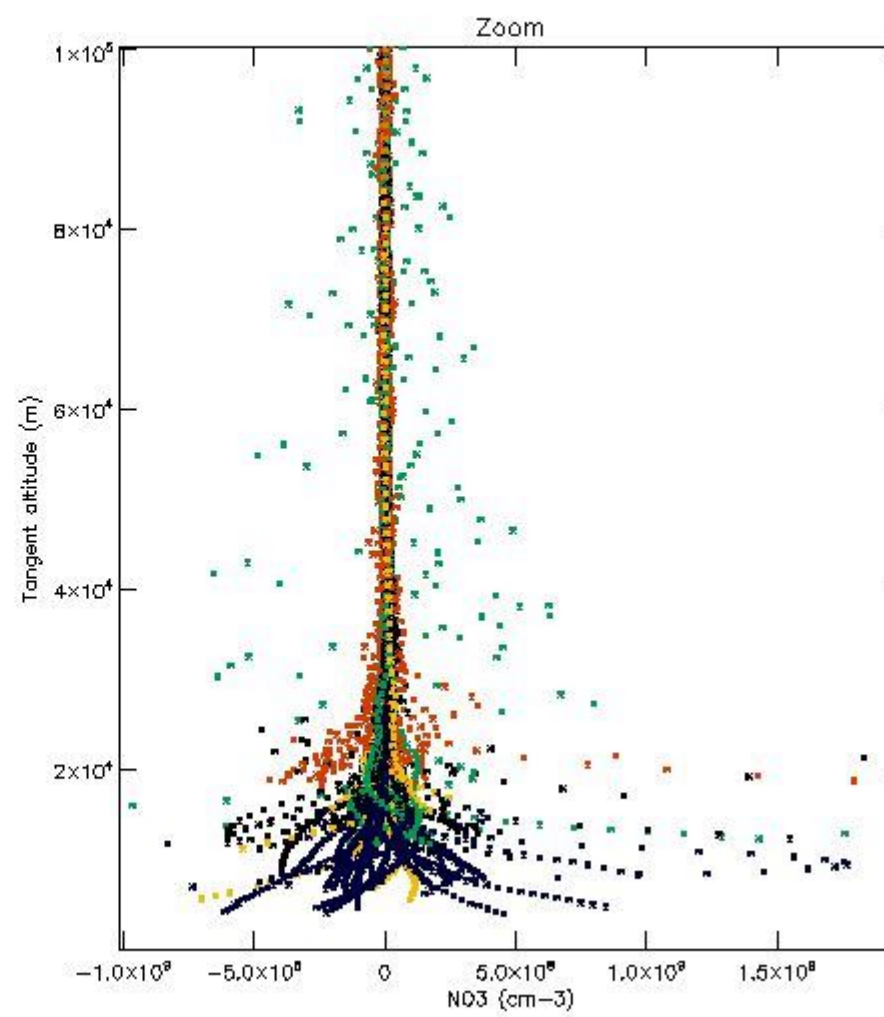
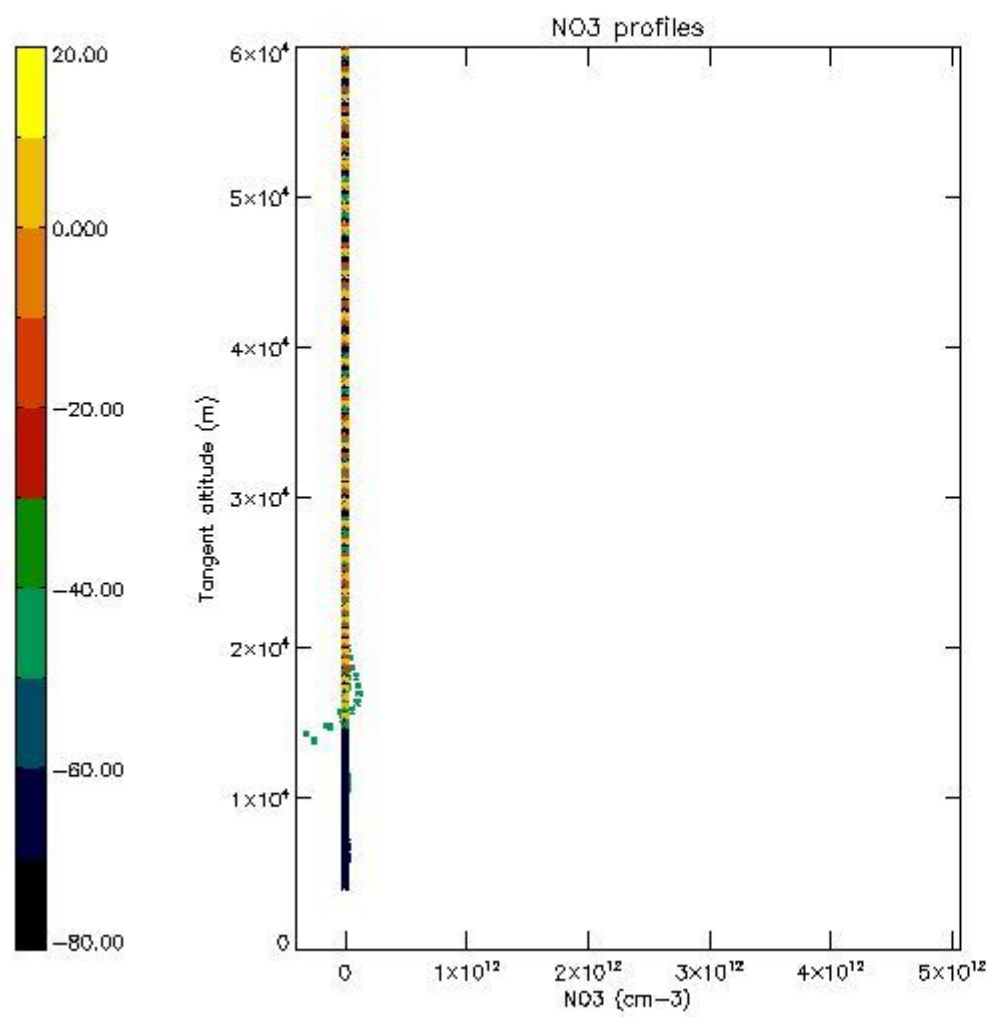
5.6 Plot NO₂ profiles for all STD (dark without errors)

The colorbar represents the latitude.



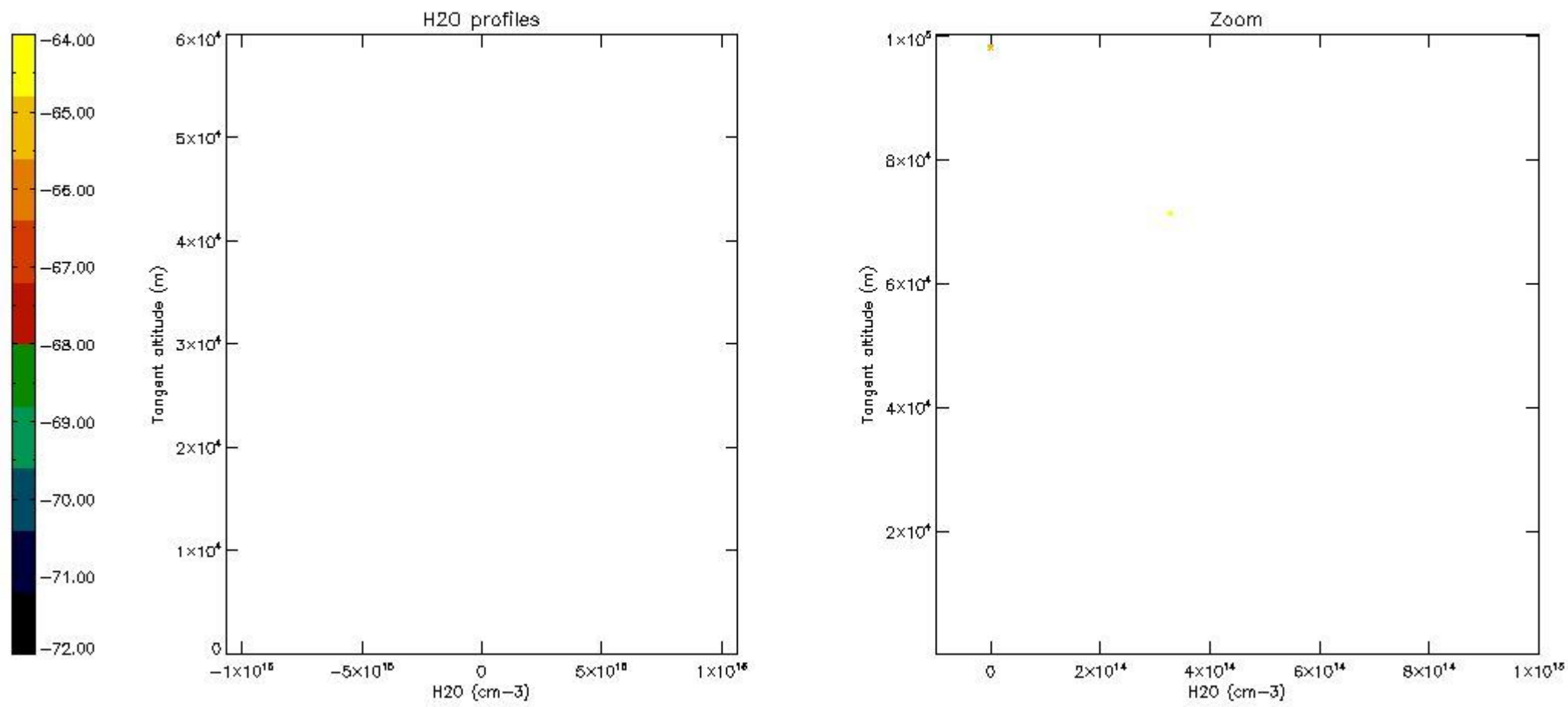
5.7 Plot NO3 profiles for all STD (dark without errors)

The colorbar represents the latitude.



5.8 Plot H2O profiles for all STD (only for occultations of stars 1,2,3,4,13,14,16,26,63 dark without errors)

The colorbar represents the latitude.



6. Auxiliary Data Files used for the production reported in section 2

The number reported in the third column indicates since which file (see list in section 2) the corresponding auxiliary file has been used. The fourth column is the date of those product files.

Type	Auxiliary Filename	Used since product	Used since product date
INST_PHYS_CHARACTERISTICS	GOM_INS_AXVIEC20091111_143220_20030716_120000_20500101_000000	1	04-AUG-2010 00:02:45
LEVEL-2_PROC_CONFIG	GOM_PR2_AXVIEC20091111_152718_20020301_000000_20500101_000000	1	04-AUG-2010 00:02:45
CROSS_SECTIONS_FILE	GOM_CRS_AXVIEC20091111_154832_20020301_000000_20500101_000000	1	04-AUG-2010 00:02:45

GOMOS Level 2 Daily Report

SUMMARY

[1. General Info](#)

[2. Summary of processed GOM_NL_2P products](#)

[3. Level 2 Quality information per product](#)

[3.1 Plot of level 2 quality information per product \(time dependant\)](#)

[3.2 Plot of level 2 quality information per product \(world map\)](#)

[4. Level 1 Quality information per product \(stored on level 2 products\)](#)

[4.1 Plot of level 1 quality information per product \(time dependant\)](#)

[4.1.1 Plot of level 1 quality information per product \(time dependant\): ASCENDING](#)

[4.1.2 Plot of level 1 quality information per product \(time dependant\): DESCENDING](#)

[4.2 Plot of level 1 quality information per product \(world map\)](#)

[4.2.1 Plot of level 1 quality information per product \(world map\): ASCENDING](#)

[4.2.2 Plot of level 1 quality information per product \(world map\): DESCENDING](#)

[5. Ozone profiles based on quality statistics and other trace gas profiles](#)

[5.1 Ozone statistics based on quality of products](#)

[5.2 Plot ozone profiles for all STD \(dark without errors\)](#)

[5.3 Plot ozone profiles where STD < 20% \(dark without errors\)](#)

[5.4. Plot ozone profiles where STD < 10% \(dark without errors\)](#)

[5.5. Plot ozone profiles where STD < 5% \(dark without errors\)](#)

[5.6 Plot NO2 profiles for all STD \(dark without errors\)](#)

[5.7 Plot NO3 profiles for all STD \(dark without errors\)](#)

[5.8 Plot H2O profiles \(only for occultations of stars 1,2,3,4,13,14,16,26,63 dark without errors\) for all STD](#)

[6. Auxiliary Data Files used for the production reported in section 2](#)

This report presents the daily analysis on parameters extracted from GOMOS level 2 data (GOM_NL__2P). It is intended to monitor some important parameters that will impact the quality of these products. A list of level 2 products (and content) that have arrived during the reporting day to the PCF is also given.

Item	Value
Time of report generation	29APR2013 13:46:28
Data source version	GOMOS/6.01
Start time of products	04-08-2010 (04AUG2010 00:00:00)
Stop time of products	05-08-2010 (05AUG2010 00:00:00)
Store outputs in DB	Yes
Nb of level 2 prods	275
Nb of prods with errors	0

2. Summary of processed GOM_NL__2P products.

Nr	Filename	UTC Start time	Limb	Duration	Star Id	Star Name	Star Mag	Star Temp	Nb Meas	Orbit	Prod. error
1	GOM_NL__2PRFIN20100804_000245_000000402091_00417_44058_0371.N1	04-AUG-2010 00:02:45	Bright	39.500	11	53Alp Aql	0.76500	8000.0	79	44058	No
2	GOM_NL__2PRFIN20100804_001108_000000452091_00417_44058_0372.N1	04-AUG-2010 00:11:08	Bright	44.500	92	53Eps Cyg	2.5000	4500.0	89	44058	No
3	GOM_NL__2PRFIN20100804_001315_000000362091_00417_44058_0373.N1	04-AUG-2010 00:13:15	Bright	35.500	144	18Del Cyg	2.8600	11000.	71	44058	No
4	GOM_NL__2PRFIN20100804_001943_000000422091_00417_44058_0374.N1	04-AUG-2010 00:19:43	Bright	41.500	89	5Alp Cep	2.4510	8000.0	83	44058	No
5	GOM_NL__2PRFIN20100804_003615_000000252091_00417_44058_0375.N1	04-AUG-2010 00:36:15	Twilight	25.000	35	33Alp Per	1.7950	6250.0	50	44058	No
6	GOM_NL__2PRFIN20100804_003829_000000472091_00417_44058_0376.N1	04-AUG-2010 00:38:29	Bright	46.500	6	13Alp Aur	0.080000	3400.0	93	44058	No
7	GOM_NL__2PRFIN20100804_004021_000000502091_00417_44058_0377.N1	04-AUG-2010 00:40:21	Bright	50.000	149	45Eps Per	2.8880	30000.	100	44058	No
8	GOM_NL__2PRFIN20100804_004349_000000472091_00417_44058_0378.N1	04-AUG-2010 00:43:49	Bright	47.000	28	12Bet Tau	1.6500	15200.	94	44058	No
9	GOM_NL__2PRFIN20100804_004556_000000432091_00417_44058_0379.N1	04-AUG-2010 00:45:56	Twilight	42.500	176	23Zet Tau	3.0200	22000.	85	44058	No
10	GOM_NL__2PRFIN20100804_004833_000000662091_00417_44058_0380.N1	04-AUG-2010 00:48:33	Dark	66.000	13	87Alp Tau	0.86700	3800.0	132	44058	No
11	GOM_NL__2PRFIN20100804_005031_000000452091_00417_44058_0381.N1	04-AUG-2010 00:50:31	Dark	45.000	27	24Gam Ori	1.6360	26000.	90	44058	No
12	GOM_NL__2PRFIN20100804_005226_000000432091_00417_44058_0382.N1	04-AUG-2010 00:52:26	Dark	43.000	30	46Eps Ori	1.6940	30000.	86	44058	No
13	GOM_NL__2PRFIN20100804_005459_000000472091_00417_44058_0383.N1	04-AUG-2010 00:54:59	Dark	47.000	7	19Bet Ori	0.10000	14000.	94	44058	No
14	GOM_NL__2PRFIN20100804_005954_000000572091_00417_44058_0384.N1	04-AUG-2010 00:59:54	Dark	57.000	165	34Gam Eri	2.9500	3200.0	114	44058	No
15	GOM_NL__2PRFIN20100804_010919_000000442091_00418_44059_0378.N1	04-AUG-2010 01:09:19	Dark	44.000	157	The1Eri	2.9060	9300.0	88	44059	No
16	GOM_NL__2PRFIN20100804_011438_000000532091_00418_44059_0379.N1	04-AUG-2010 01:14:38	Dark	53.000	9	Alp Eri	0.45300	24000.	106	44059	No
17	GOM_NL__2PRFIN20100804_011938_000000632091_00418_44059_0380.N1	04-AUG-2010 01:19:38	Straylight	62.500	84	Alp Phe	2.3970	4500.0	125	44059	No
18	GOM_NL__2PRFIN20100804_012443_000000482091_00418_44059_0381.N1	04-AUG-2010 01:24:43	Straylight	47.500	31	Alp Gru	1.7340	15200.	95	44059	No
19	GOM_NL__2PRFIN20100804_012750_000000452091_00418_44059_0382.N1	04-AUG-2010 01:27:50	Straylight	45.000	172	Gam Gru	3.0030	13100.	90	44059	No
20	GOM_NL__2PRFIN20100804_013518_000000312091_00418_44059_0383.N1	04-AUG-2010 01:35:18	Twilight	31.000	142	49Del Cap	2.8500	8900.0	62	44059	No
21	GOM_NL__2PRFIN20100804_014321_000000382091_00418_44059_0384.N1	04-AUG-2010 01:43:21	Bright	38.000	11	53Alp Aql	0.76500	8000.0	76	44059	No
22	GOM_NL__2PRFIN20100804_015143_000000412091_00418_44059_0385.N1	04-AUG-2010 01:51:43	Bright	40.500	92	53Eps Cyg	2.5000	4500.0	81	44059	No
23	GOM_NL__2PRFIN20100804_015351_000000352091_00418_44059_0386.N1	04-AUG-2010 01:53:51	Bright	35.000	144	18Del Cyg	2.8600	11000.	70	44059	No
24	GOM_NL__2PRFIN20100804_020018_000000422091_00418_44059_0387.N1	04-AUG-2010 02:00:18	Bright	41.500	89	5Alp Cep	2.4510	8000.0	83	44059	No
25	GOM_NL__2PRFIN20100804_021650_000000252091_00418_44059_0388.N1	04-AUG-2010 02:16:50	Twilight	25.000	35	33Alp Per	1.7950	6250.0	50	44059	No
26	GOM_NL__2PRFIN20100804_021904_000000422091_00418_44059_0389.N1	04-AUG-2010 02:19:04	Bright	42.000	6	13Alp Aur	0.080000	3400.0	84	44059	No
27	GOM_NL__2PRFIN20100804_022057_000000482091_00418_44059_0390.N1	04-AUG-2010 02:20:57	Bright	47.500	149	45Eps Per	2.8880	30000.	95	44059	No
28	GOM_NL__2PRFIN20100804_022425_000000482091_00418_44059_0391.N1	04-AUG-2010 02:24:25	Bright	48.000	28	12Bet Tau	1.6500	15200.	96	44059	No
29	GOM_NL__2PRFIN20100804_022632_000000432091_00418_44059_0392.N1	04-AUG-2010 02:26:32	Twilight	42.500	176	23Zet Tau	3.0200	22000.	85	44059	No
30	GOM_NL__2PRFIN20100804_022909_000000662091_00418_44059_0393.N1	04-AUG-2010 02:29:09	Dark	66.000	13	87Alp Tau	0.86700	3800.0	132	44059	No
31	GOM_NL__2PRFIN20100804_023108_000000432091_00418_44059_0394.N1	04-AUG-2010 02:31:08	Dark	42.500	27	24Gam Ori	1.6360	26000.	85	44059	No
32	GOM_NL__2PRFIN20100804_023302_000000432091_00418_44059_0395.N1	04-AUG-2010 02:33:02	Dark	43.000	30	46Eps Ori	1.6940	30000.	86	44059	No
33	GOM_NL__2PRFIN20100804_023535_000000462091_00418_44059_0396.N1	04-AUG-2010 02:35:35	Dark	45.500	7	19Bet Ori	0.10000	14000.	91	44059	No
34	GOM_NL__2PRFIN20100804_024031_000000612091_00418_44059_0397.N1	04-AUG-2010 02:40:31	Dark	61.000	165	34Gam Eri	2.9500	3200.0	122	44059	No
35	GOM_NL__2PRFIN20100804_024956_000000472091_00419_44060_0390.N1	04-AUG-2010 02:49:56	Dark	47.000	157	The1Eri	2.9060	9300.0	94	44060	No
36	GOM_NL__2PRFIN20100804_025515_000000462091_00419_44060_0391.N1	04-AUG-2010 02:55:15	Dark	46.000	9	Alp Eri	0.45300	24000.	92	44060	No
37	GOM_NL__2PRFIN20100804_030016_000000592091_00419_44060_0392.N1	04-AUG-2010 03:00:16	Straylight	58.500	84	Alp Phe	2.3970	4500.0	117	44060	No
38	GOM_NL__2PRFIN20100804_030520_000000452091_00419_44060_0393.N1	04-AUG-2010 03:05:20	Straylight	45.000	31	Alp Gru	1.7340	15200.	90	44060	No
39	GOM_NL__2PRFIN20100804_030826_000000452091_00419_44060_0394.N1	04-AUG-2010 03:08:26	Straylight	45.000	172	Gam Gru	3.0030	13100.	90	44060	No
40	GOM_NL__2PRFIN20100804_031554_000000372091_00419_44060_0395.N1	04-AUG-2010 03:15:54	Bright	37.000	142	49Del Cap	2.8500	8900.0	74	44060	No
41	GOM_NL__2PRFIN20100804_032357_000000382091_00419_44060_0396.N1	04-AUG-2010 03:23:57	Bright	37.500	11	53Alp Aql	0.76500	8000.0	75	44060	No
42	GOM_NL__2PRFIN20100804_033219_000000452091_00419_44060_0397.N1	04-AUG-2010 03:32:19	Bright	45.000	92	53Eps Cyg	2.5000	4500.0	90	44060	No

43	GOM_NL__2PRFIN20100804_033427_000000392091_00419_44060_0398.N1	04-AUG-2010 03:34:27	Bright	38.500	144	18Del Cyg	2.8600	11000.	77	44060	No
44	GOM_NL__2PRFIN20100804_034054_000000382091_00419_44060_0399.N1	04-AUG-2010 03:40:54	Bright	37.500	89	5Alp Cep	2.4510	8000.0	75	44060	No
45	GOM_NL__2PRFIN20100804_035941_000000472091_00419_44060_0400.N1	04-AUG-2010 03:59:41	Bright	47.000	6	13Alp Aur	0.080000	3400.0	94	44060	No
46	GOM_NL__2PRFIN20100804_040133_000000522091_00419_44060_0401.N1	04-AUG-2010 04:01:33	Bright	52.000	149	45Eps Per	2.8880	30000.	104	44060	No
47	GOM_NL__2PRFIN20100804_040501_000000452091_00419_44060_0402.N1	04-AUG-2010 04:05:01	Bright	44.500	28	12Bet Tau	1.6500	15200.	89	44060	No
48	GOM_NL__2PRFIN20100804_040708_000000392091_00419_44060_0403.N1	04-AUG-2010 04:07:08	Twilight	39.000	176	23Zet Tau	3.0200	22000.	78	44060	No
49	GOM_NL__2PRFIN20100804_040946_000000662091_00419_44060_0404.N1	04-AUG-2010 04:09:46	Dark	66.000	13	87Alp Tau	0.86700	3800.0	132	44060	No
50	GOM_NL__2PRFIN20100804_041144_000000432091_00419_44060_0405.N1	04-AUG-2010 04:11:44	Dark	43.000	27	24Gam Ori	1.6360	26000.	86	44060	No
51	GOM_NL__2PRFIN20100804_041339_000000402091_00419_44060_0406.N1	04-AUG-2010 04:13:39	Dark	40.000	30	46Eps Ori	1.6940	30000.	80	44060	No
52	GOM_NL__2PRFIN20100804_041612_000000522091_00419_44060_0407.N1	04-AUG-2010 04:16:12	Dark	52.000	7	19Bet Ori	0.10000	14000.	104	44060	No
53	GOM_NL__2PRFIN20100804_042108_000000582091_00419_44060_0408.N1	04-AUG-2010 04:21:08	Dark	57.500	165	34Gam Eri	2.9500	3200.0	115	44060	No
54	GOM_NL__2PRFIN20100804_043032_000000482091_00420_44061_0402.N1	04-AUG-2010 04:30:32	Dark	48.000	157	The1Eri	2.9060	9300.0	96	44061	No
55	GOM_NL__2PRFIN20100804_043551_000000432091_00420_44061_0403.N1	04-AUG-2010 04:35:51	Dark	42.500	9	Alp Eri	0.45300	24000.	85	44061	No
56	GOM_NL__2PRFIN20100804_044052_000000592091_00420_44061_0404.N1	04-AUG-2010 04:40:52	Straylight	58.500	84	Alp Phe	2.3970	4500.0	117	44061	No
57	GOM_NL__2PRFIN20100804_044556_000000442091_00420_44061_0405.N1	04-AUG-2010 04:45:56	Straylight	44.000	31	Alp Gru	1.7340	15200.	88	44061	No
58	GOM_NL__2PRFIN20100804_044903_000000452091_00420_44061_0406.N1	04-AUG-2010 04:49:03	Straylight	44.500	172	Gam Gru	3.0030	13100.	89	44061	No
59	GOM_NL__2PRFIN20100804_045629_000000372091_00420_44061_0407.N1	04-AUG-2010 04:56:29	Bright	37.000	142	49Del Cap	2.8500	8900.0	74	44061	No
60	GOM_NL__2PRFIN20100804_050433_000000382091_00420_44061_0408.N1	04-AUG-2010 05:04:33	Bright	38.000	11	53Alp Aql	0.76500	8000.0	76	44061	No
61	GOM_NL__2PRFIN20100804_051254_000000452091_00420_44061_0409.N1	04-AUG-2010 05:12:54	Bright	44.500	92	53Eps Cyg	2.5000	4500.0	89	44061	No
62	GOM_NL__2PRFIN20100804_051503_000000372091_00420_44061_0410.N1	04-AUG-2010 05:15:03	Bright	36.500	144	18Del Cyg	2.8600	11000.	73	44061	No
63	GOM_NL__2PRFIN20100804_052129_000000412091_00420_44061_0411.N1	04-AUG-2010 05:21:29	Bright	41.000	89	5Alp Cep	2.4510	8000.0	82	44061	No
64	GOM_NL__2PRFIN20100804_054017_000000452091_00420_44061_0412.N1	04-AUG-2010 05:40:17	Bright	45.000	6	13Alp Aur	0.080000	3400.0	90	44061	No
65	GOM_NL__2PRFIN20100804_054209_000000582091_00420_44061_0413.N1	04-AUG-2010 05:42:09	Bright	58.000	149	45Eps Per	2.8880	30000.	116	44061	No
66	GOM_NL__2PRFIN20100804_054537_000000502091_00420_44061_0414.N1	04-AUG-2010 05:45:37	Bright	49.500	28	12Bet Tau	1.6500	15200.	99	44061	No
67	GOM_NL__2PRFIN20100804_054744_000000422091_00420_44061_0415.N1	04-AUG-2010 05:47:44	Twilight	42.000	176	23Zet Tau	3.0200	22000.	84	44061	No
68	GOM_NL__2PRFIN20100804_055022_000000562091_00420_44061_0416.N1	04-AUG-2010 05:50:22	Dark	56.000	13	87Alp Tau	0.86700	3800.0	112	44061	No
69	GOM_NL__2PRFIN20100804_055220_000000422091_00420_44061_0417.N1	04-AUG-2010 05:52:20	Dark	41.500	27	24Gam Ori	1.6360	26000.	83	44061	No
70	GOM_NL__2PRFIN20100804_055415_000000392091_00420_44061_0418.N1	04-AUG-2010 05:54:15	Dark	38.500	30	46Eps Ori	1.6940	30000.	77	44061	No
71	GOM_NL__2PRFIN20100804_055648_000000572091_00420_44061_0419.N1	04-AUG-2010 05:56:48	Dark	57.000	7	19Bet Ori	0.10000	14000.	114	44061	No
72	GOM_NL__2PRFIN20100804_060145_000000592091_00420_44061_0420.N1	04-AUG-2010 06:01:45	Dark	59.000	165	34Gam Eri	2.9500	3200.0	118	44061	No
73	GOM_NL__2PRFIN20100804_061110_000000472091_00421_44062_0430.N1	04-AUG-2010 06:11:10	Dark	47.000	157	The1Eri	2.9060	9300.0	94	44062	No
74	GOM_NL__2PRFIN20100804_061628_000000562091_00421_44062_0431.N1	04-AUG-2010 06:16:28	Dark	55.500	9	Alp Eri	0.45300	24000.	111	44062	No
75	GOM_NL__2PRFIN20100804_062129_000000592091_00421_44062_0432.N1	04-AUG-2010 06:21:29	Straylight	58.500	84	Alp Phe	2.3970	4500.0	117	44062	No
76	GOM_NL__2PRFIN20100804_062633_000000432091_00421_44062_0433.N1	04-AUG-2010 06:26:33	Straylight	43.000	31	Alp Gru	1.7340	15200.	86	44062	No
77	GOM_NL__2PRFIN20100804_062939_000000442091_00421_44062_0434.N1	04-AUG-2010 06:29:39	Straylight	43.500	172	Gam Gru	3.0030	13100.	87	44062	No
78	GOM_NL__2PRFIN20100804_063706_000000432091_00421_44062_0435.N1	04-AUG-2010 06:37:06	Bright	43.000	142	49Del Cap	2.8500	8900.0	86	44062	No
79	GOM_NL__2PRFIN20100804_064509_000000392091_00421_44062_0436.N1	04-AUG-2010 06:45:09	Bright	38.500	11	53Alp Aql	0.76500	8000.0	77	44062	No
80	GOM_NL__2PRFIN20100804_065330_000000442091_00421_44062_0437.N1	04-AUG-2010 06:53:30	Bright	43.500	92	53Eps Cyg	2.5000	4500.0	87	44062	No
81	GOM_NL__2PRFIN20100804_065538_000000392091_00421_44062_0438.N1	04-AUG-2010 06:55:38	Bright	38.500	144	18Del Cyg	2.8600	11000.	77	44062	No
82	GOM_NL__2PRFIN20100804_070205_000000412091_00421_44062_0439.N1	04-AUG-2010 07:02:05	Bright	40.500	89	5Alp Cep	2.4510	8000.0	81	44062	No
83	GOM_NL__2PRFIN20100804_071941_000000462091_00421_44062_0440.N1	04-AUG-2010 07:19:41	Bright	45.500	175	39Del Per	3.0100	19400.	91	44062	No
84	GOM_NL__2PRFIN20100804_072245_000000552091_00421_44062_0441.N1	04-AUG-2010 07:22:45	Bright	55.000	149	45Eps Per	2.8880	30000.	110	44062	No
85	GOM_NL__2PRFIN20100804_072613_000000462091_00421_44062_0442.N1	04-AUG-2010 07:26:13	Bright	46.000	28	12Bet Tau	1.6500	15200.	92	44062	No
86	GOM_NL__2PRFIN20100804_072820_000000412091_00421_44062_0443.N1	04-AUG-2010 07:28:20	Twilight	41.000	176	23Zet Tau	3.0200	22000.	82	44062	No
87	GOM_NL__2PRFIN20100804_073059_000000622091_00421_44062_0444.N1	04-AUG-2010 07:30:59	Dark	61.500	13	87Alp Tau	0.86700	3800.0	123	44062	No
88	GOM_NL__2PRFIN20100804_073256_000000402091_00421_44062_0445.N1	04-AUG-2010 07:32:56	Dark	40.000	27	24Gam Ori	1.6360	26000.	80	44062	No
89	GOM_NL__2PRFIN20100804_073452_000000392091_00421_44062_0446.N1	04-AUG-2010 07:34:52	Dark	38.500	30	46Eps Ori	1.6940	30000.	77	44062	No
90	GOM_NL__2PRFIN20100804_073725_000000542091_00421_44062_0447.N1	04-AUG-2010 07:37:25	Dark	53.500	7	19Bet Ori	0.10000	14000.	107	44062	No
91	GOM_NL__2PRFIN20100804_074222_000000592091_00421_44062_0448.N1	04-AUG-2010 07:42:22	Dark	58.500	165	34Gam Eri	2.9500	3200.0	117	44062	No
92	GOM_NL__2PRFIN20100804_075146_000000482091_00422_44063_0523.N1	04-AUG-2010 07:51:46	Dark	47.500	157	The1Eri	2.9060	9300.0	95	44063	No
93	GOM_NL__2PRFIN20100804_075705_000000422091_00422_44063_0524.N1	04-AUG-2010 07:57:05	Dark	41.500	9	Alp Eri	0.45300	24000.	83	44063	No
94	GOM_NL__2PRFIN20100804_080207_000000562091_00422_44063_0525.N1	04-AUG-2010 08:02:07	Straylight	55.500	84	Alp Phe	2.3970	4500.0	111	44063	No
95	GOM_NL__2PRFIN20100804_080709_000000472091_00422_44063_0526.N1	04-AUG-2010 08:07:09	Straylight	46.500	31	Alp Gru	1.7340	15200.	93	44063	No
96	GOM_NL__2PRFIN20100804_081015_000000442091_00422_44063_0527.N1	04-AUG-2010 08:10:15	Straylight	44.000	172	Gam Gru	3.0030	13100.	88	44063	No
97	GOM_NL__2PRFIN20100804_081742_000000432091_00422_44063_0528.N1	04-AUG-2010 08:17:42	Bright	42.500	142	49Del Cap	2.8500	8900.0	85	44063	No
98	GOM_NL__2PRFIN20100804_082545_000000382091_00422_44063_0529.N1	04-AUG-2010 08:25:45	Bright	38.000	11	53Alp Aql	0.76500	8000.0	76	44063	No
99	GOM_NL__2PRFIN20100804_083405_000000452091_00422_44063_0530.N1	04-AUG-2010 08:34:05	Bright	45.000	92	53Eps Cyg	2.5000	4500.0	90	44063	No
100	GOM_NL__2PRFIN20100804_083614_000000382091_00422_44063_0531.N1	04-AUG-2010 08:36:14	Bright	37.500	144	18Del Cyg	2.8600	11000.	75	44063	No
101	GOM_NL__2PRFIN20100804_084241_000000422091_00422_44063_0532.N1	04-AUG-2010 08:42:41	Bright	41.500	89	5Alp Cep	2.4510	8000.0	83	44063	No

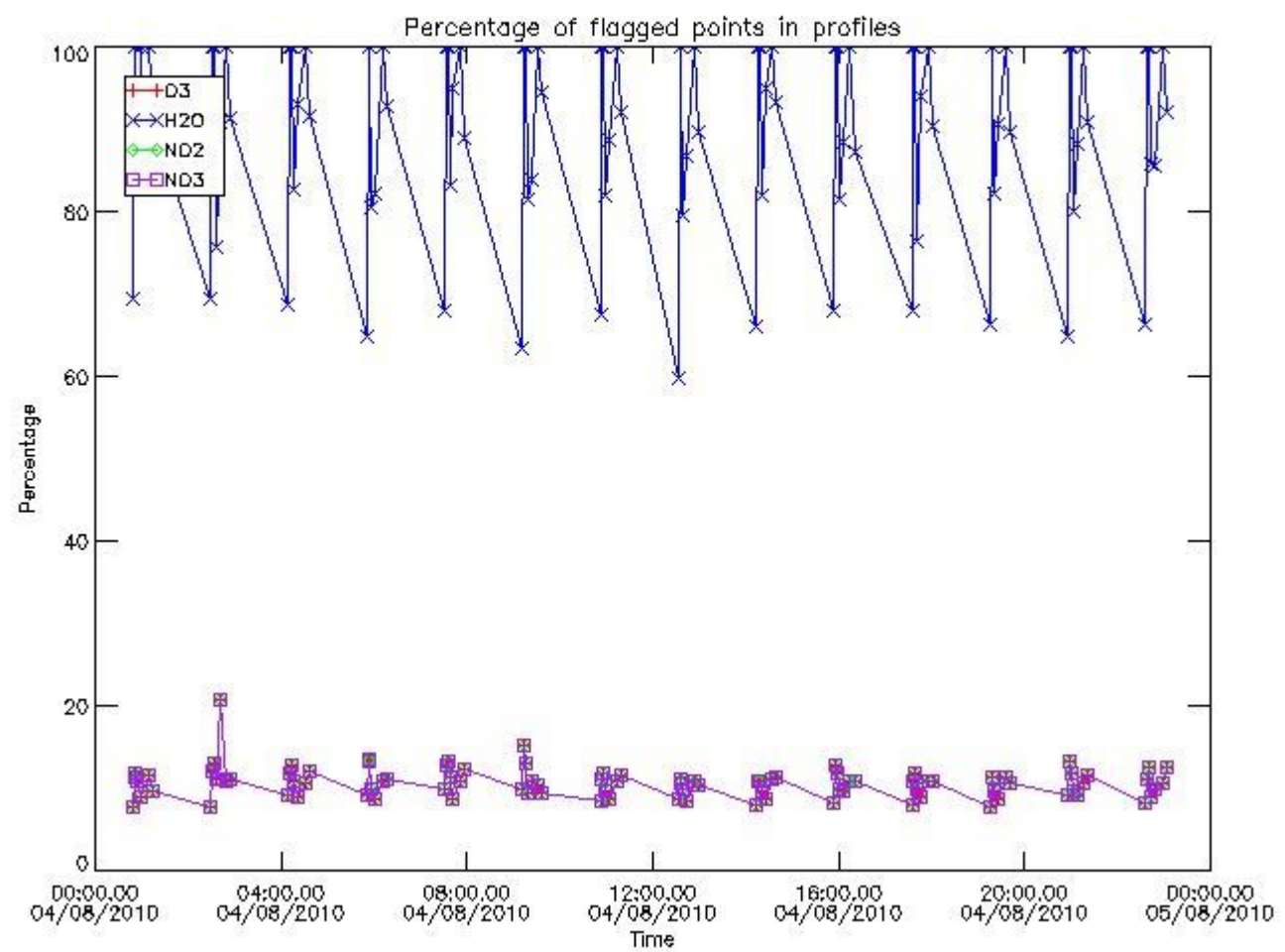
102	GOM_NL__2PRFIN20100804_090017_000000692091_00422_44063_0533.N1	04-AUG-2010 09:00:17	Bright	69.000	175	39Del Per	3.0100	19400.	138	44063	No
103	GOM_NL__2PRFIN20100804_090321_000000512091_00422_44063_0534.N1	04-AUG-2010 09:03:21	Bright	50.500	149	45Eps Per	2.8880	30000.	101	44063	No
104	GOM_NL__2PRFIN20100804_090649_000000482091_00422_44063_0535.N1	04-AUG-2010 09:06:49	Bright	48.000	28	12Bet Tau	1.6500	15200.	96	44063	No
105	GOM_NL__2PRFIN20100804_090856_000000422091_00422_44063_0536.N1	04-AUG-2010 09:08:56	Tw_i_and_stray	41.500	176	23Zet Tau	3.0200	22000.	83	44063	No
106	GOM_NL__2PRFIN20100804_091135_000000572091_00422_44063_0537.N1	04-AUG-2010 09:11:35	Dark	56.500	13	87Alp Tau	0.86700	3800.0	113	44063	No
107	GOM_NL__2PRFIN20100804_091333_000000402091_00422_44063_0538.N1	04-AUG-2010 09:13:33	Dark	40.000	27	24Gam Ori	1.6360	26000.	80	44063	No
108	GOM_NL__2PRFIN20100804_091528_000000402091_00422_44063_0539.N1	04-AUG-2010 09:15:28	Dark	39.500	30	46Eps Ori	1.6940	30000.	79	44063	No
109	GOM_NL__2PRFIN20100804_091801_000000542091_00422_44063_0540.N1	04-AUG-2010 09:18:01	Dark	54.000	7	19Bet Ori	0.10000	14000.	108	44063	No
110	GOM_NL__2PRFIN20100804_092259_000000572091_00422_44063_0541.N1	04-AUG-2010 09:22:59	Dark	56.500	165	34Gam Eri	2.9500	3200.0	113	44063	No
111	GOM_NL__2PRFIN20100804_093224_000000492091_00423_44064_0540.N1	04-AUG-2010 09:32:24	Dark	49.000	157	The1Eri	2.9060	9300.0	98	44064	No
112	GOM_NL__2PRFIN20100804_093742_000000552091_00423_44064_0541.N1	04-AUG-2010 09:37:42	Dark	54.500	9	Alp Eri	0.45300	24000.	109	44064	No
113	GOM_NL__2PRFIN20100804_094243_000000682091_00423_44064_0542.N1	04-AUG-2010 09:42:43	Straylight	68.000	84	Alp Phe	2.3970	4500.0	136	44064	No
114	GOM_NL__2PRFIN20100804_094745_000000462091_00423_44064_0543.N1	04-AUG-2010 09:47:45	Straylight	45.500	31	Alp Gru	1.7340	15200.	91	44064	No
115	GOM_NL__2PRFIN20100804_095052_000000452091_00423_44064_0544.N1	04-AUG-2010 09:50:52	Straylight	44.500	172	Gam Gru	3.0030	13100.	89	44064	No
116	GOM_NL__2PRFIN20100804_095818_000000482091_00423_44064_0545.N1	04-AUG-2010 09:58:18	Bright	47.500	142	49Del Cap	2.8500	8900.0	95	44064	No
117	GOM_NL__2PRFIN20100804_100621_000000402091_00423_44064_0546.N1	04-AUG-2010 10:06:21	Bright	39.500	11	53Alp Aql	0.76500	8000.0	79	44064	No
118	GOM_NL__2PRFIN20100804_101441_000000432091_00423_44064_0547.N1	04-AUG-2010 10:14:41	Bright	43.000	92	53Eps Cyg	2.5000	4500.0	86	44064	No
119	GOM_NL__2PRFIN20100804_101650_000000392091_00423_44064_0548.N1	04-AUG-2010 10:16:50	Bright	38.500	144	18Del Cyg	2.8600	11000.	77	44064	No
120	GOM_NL__2PRFIN20100804_102316_000000402091_00423_44064_0549.N1	04-AUG-2010 10:23:16	Bright	39.500	89	5Alp Cep	2.4510	8000.0	79	44064	No
121	GOM_NL__2PRFIN20100804_104053_000000682091_00423_44064_0550.N1	04-AUG-2010 10:40:53	Bright	68.000	175	39Del Per	3.0100	19400.	136	44064	No
122	GOM_NL__2PRFIN20100804_104357_000000492091_00423_44064_0551.N1	04-AUG-2010 10:43:57	Bright	48.500	149	45Eps Per	2.8880	30000.	97	44064	No
123	GOM_NL__2PRFIN20100804_104725_000000472091_00423_44064_0552.N1	04-AUG-2010 10:47:25	Bright	46.500	28	12Bet Tau	1.6500	15200.	93	44064	No
124	GOM_NL__2PRFIN20100804_104933_000000412091_00423_44064_0553.N1	04-AUG-2010 10:49:33	Tw_i_and_stray	40.500	176	23Zet Tau	3.0200	22000.	81	44064	No
125	GOM_NL__2PRFIN20100804_105212_000000612091_00423_44064_0554.N1	04-AUG-2010 10:52:12	Dark	60.500	13	87Alp Tau	0.86700	3800.0	121	44064	No
126	GOM_NL__2PRFIN20100804_105409_000000462091_00423_44064_0555.N1	04-AUG-2010 10:54:09	Dark	45.500	27	24Gam Ori	1.6360	26000.	91	44064	No
127	GOM_NL__2PRFIN20100804_105604_000000442091_00423_44064_0556.N1	04-AUG-2010 10:56:04	Dark	43.500	30	46Eps Ori	1.6940	30000.	87	44064	No
128	GOM_NL__2PRFIN20100804_105837_000000532091_00423_44064_0557.N1	04-AUG-2010 10:58:37	Dark	53.000	7	19Bet Ori	0.10000	14000.	106	44064	No
129	GOM_NL__2PRFIN20100804_110336_000000582091_00423_44064_0558.N1	04-AUG-2010 11:03:36	Dark	58.000	165	34Gam Eri	2.9500	3200.0	116	44064	No
130	GOM_NL__2PRFIN20100804_111301_000000482091_00424_44065_0574.N1	04-AUG-2010 11:13:01	Dark	47.500	157	The1Eri	2.9060	9300.0	95	44065	No
131	GOM_NL__2PRFIN20100804_111818_000000442091_00424_44065_0575.N1	04-AUG-2010 11:18:18	Dark	44.000	9	Alp Eri	0.45300	24000.	88	44065	No
132	GOM_NL__2PRFIN20100804_112320_000000672091_00424_44065_0576.N1	04-AUG-2010 11:23:20	Straylight	67.000	84	Alp Phe	2.3970	4500.0	134	44065	No
133	GOM_NL__2PRFIN20100804_112822_000000462091_00424_44065_0577.N1	04-AUG-2010 11:28:22	Straylight	46.000	31	Alp Gru	1.7340	15200.	92	44065	No
134	GOM_NL__2PRFIN20100804_113128_000000452091_00424_44065_0578.N1	04-AUG-2010 11:31:28	Straylight	44.500	172	Gam Gru	3.0030	13100.	89	44065	No
135	GOM_NL__2PRFIN20100804_113854_000000482091_00424_44065_0579.N1	04-AUG-2010 11:38:54	Bright	47.500	142	49Del Cap	2.8500	8900.0	95	44065	No
136	GOM_NL__2PRFIN20100804_114656_000000402091_00424_44065_0580.N1	04-AUG-2010 11:46:56	Bright	39.500	11	53Alp Aql	0.76500	8000.0	79	44065	No
137	GOM_NL__2PRFIN20100804_115516_000000432091_00424_44065_0581.N1	04-AUG-2010 11:55:16	Bright	43.000	92	53Eps Cyg	2.5000	4500.0	86	44065	No
138	GOM_NL__2PRFIN20100804_115725_000000392091_00424_44065_0582.N1	04-AUG-2010 11:57:25	Bright	39.000	144	18Del Cyg	2.8600	11000.	78	44065	No
139	GOM_NL__2PRFIN20100804_120351_000000412091_00424_44065_0583.N1	04-AUG-2010 12:03:51	Bright	41.000	89	5Alp Cep	2.4510	8000.0	82	44065	No
140	GOM_NL__2PRFIN20100804_122129_000000442091_00424_44065_0584.N1	04-AUG-2010 12:21:29	Bright	44.000	175	39Del Per	3.0100	19400.	88	44065	No
141	GOM_NL__2PRFIN20100804_122433_000000502091_00424_44065_0585.N1	04-AUG-2010 12:24:33	Bright	50.000	149	45Eps Per	2.8880	30000.	100	44065	No
142	GOM_NL__2PRFIN20100804_122801_000000572091_00424_44065_0586.N1	04-AUG-2010 12:28:01	Bright	57.000	28	12Bet Tau	1.6500	15200.	114	44065	No
143	GOM_NL__2PRFIN20100804_123009_000000422091_00424_44065_0587.N1	04-AUG-2010 12:30:09	Tw_i_and_stray	42.000	176	23Zet Tau	3.0200	22000.	84	44065	No
144	GOM_NL__2PRFIN20100804_123248_000000592091_00424_44065_0588.N1	04-AUG-2010 12:32:48	Dark	59.000	13	87Alp Tau	0.86700	3800.0	118	44065	No
145	GOM_NL__2PRFIN20100804_123445_000000462091_00424_44065_0589.N1	04-AUG-2010 12:34:45	Dark	45.500	27	24Gam Ori	1.6360	26000.	91	44065	No
146	GOM_NL__2PRFIN20100804_123640_000000482091_00424_44065_0590.N1	04-AUG-2010 12:36:40	Dark	48.000	30	46Eps Ori	1.6940	30000.	96	44065	No
147	GOM_NL__2PRFIN20100804_123914_000000522091_00424_44065_0591.N1	04-AUG-2010 12:39:14	Dark	51.500	7	19Bet Ori	0.10000	14000.	103	44065	No
148	GOM_NL__2PRFIN20100804_124413_000000612091_00424_44065_0592.N1	04-AUG-2010 12:44:13	Dark	60.500	165	34Gam Eri	2.9500	3200.0	121	44065	No
149	GOM_NL__2PRFIN20100804_125338_000000472091_00425_44066_0601.N1	04-AUG-2010 12:53:38	Dark	47.000	157	The1Eri	2.9060	9300.0	94	44066	No
150	GOM_NL__2PRFIN20100804_125854_000000492091_00425_44066_0602.N1	04-AUG-2010 12:58:54	Dark	49.000	9	Alp Eri	0.45300	24000.	98	44066	No
151	GOM_NL__2PRFIN20100804_130357_000000552091_00425_44066_0603.N1	04-AUG-2010 13:03:57	Straylight	55.000	84	Alp Phe	2.3970	4500.0	110	44066	No
152	GOM_NL__2PRFIN20100804_130858_000000452091_00425_44066_0604.N1	04-AUG-2010 13:08:58	Straylight	45.000	31	Alp Gru	1.7340	15200.	90	44066	No
153	GOM_NL__2PRFIN20100804_131204_000000452091_00425_44066_0605.N1	04-AUG-2010 13:12:04	Straylight	44.500	172	Gam Gru	3.0030	13100.	89	44066	No
154	GOM_NL__2PRFIN20100804_131930_000000512091_00425_44066_0606.N1	04-AUG-2010 13:19:30	Bright	51.000	142	49Del Cap	2.8500	8900.0	102	44066	No
155	GOM_NL__2PRFIN20100804_132732_000000362091_00425_44066_0607.N1	04-AUG-2010 13:27:32	Bright	36.000	11	53Alp Aql	0.76500	8000.0	72	44066	No
156	GOM_NL__2PRFIN20100804_133552_000000412091_00425_44066_0608.N1	04-AUG-2010 13:35:52	Bright	41.000	92	53Eps Cyg	2.5000	4500.0	82	44066	No
157	GOM_NL__2PRFIN20100804_133801_000000392091_00425_44066_0609.N1	04-AUG-2010 13:38:01	Bright	38.500	144	18Del Cyg	2.8600	11000.	77	44066	No
158	GOM_NL__2PRFIN20100804_134427_000000402091_00425_44066_0610.N1	04-AUG-2010 13:44:27	Bright	39.500	89	5Alp Cep	2.4510	8000.0	79	44066	No
159	GOM_NL__2PRFIN20100804_140204_000000432091_00425_44066_0611.N1	04-AUG-2010 14:02:04	Bright	43.000	175	39Del Per	3.0100	19400.	86	44066	No
160	GOM_NL__2PRFIN20100804_140508_000000492091_00425_44066_0612.N1	04-AUG-2010 14:05:08	Bright	49.000	149	45Eps Per	2.8880	30000.	98	44066	No

161	GOM_NL__2PRFIN20100804_140838_000000462091_00425_44066_0613.N1	04-AUG-2010 14:08:38	Bright	45.500	28	12Bet Tau	1.6500	15200.	91	44066	No
162	GOM_NL__2PRFIN20100804_141045_000000412091_00425_44066_0614.N1	04-AUG-2010 14:10:45	Twilight	41.000	176	23Zet Tau	3.0200	22000.	82	44066	No
163	GOM_NL__2PRFIN20100804_141324_000000642091_00425_44066_0615.N1	04-AUG-2010 14:13:24	Dark	63.500	13	87Alp Tau	0.86700	3800.0	127	44066	No
164	GOM_NL__2PRFIN20100804_141522_000000472091_00425_44066_0616.N1	04-AUG-2010 14:15:22	Dark	46.500	27	24Gam Ori	1.6360	26000.	93	44066	No
165	GOM_NL__2PRFIN20100804_141716_000000472091_00425_44066_0617.N1	04-AUG-2010 14:17:16	Dark	46.500	30	46Eps Ori	1.6940	30000.	93	44066	No
166	GOM_NL__2PRFIN20100804_141950_000000532091_00425_44066_0618.N1	04-AUG-2010 14:19:50	Dark	53.000	7	19Bet Ori	0.10000	14000.	106	44066	No
167	GOM_NL__2PRFIN20100804_142450_000000592091_00425_44066_0619.N1	04-AUG-2010 14:24:50	Dark	58.500	165	34Gam Eri	2.9500	3200.0	117	44066	No
168	GOM_NL__2PRFIN20100804_143414_000000462091_00426_44067_0649.N1	04-AUG-2010 14:34:14	Dark	46.000	157	The1Eri	2.9060	9300.0	92	44067	No
169	GOM_NL__2PRFIN20100804_143931_000000452091_00426_44067_0650.N1	04-AUG-2010 14:39:31	Dark	45.000	9	Alp Eri	0.45300	24000.	90	44067	No
170	GOM_NL__2PRFIN20100804_144434_000000552091_00426_44067_0651.N1	04-AUG-2010 14:44:34	Straylight	55.000	84	Alp Phe	2.3970	4500.0	110	44067	No
171	GOM_NL__2PRFIN20100804_144935_000000432091_00426_44067_0652.N1	04-AUG-2010 14:49:35	Straylight	43.000	31	Alp Gru	1.7340	15200.	86	44067	No
172	GOM_NL__2PRFIN20100804_145241_000000442091_00426_44067_0653.N1	04-AUG-2010 14:52:41	Straylight	43.500	172	Gam Gru	3.0030	13100.	87	44067	No
173	GOM_NL__2PRFIN20100804_150006_000000522091_00426_44067_0654.N1	04-AUG-2010 15:00:06	Bright	51.500	142	49Del Cap	2.8500	8900.0	103	44067	No
174	GOM_NL__2PRFIN20100804_150808_000000362091_00426_44067_0655.N1	04-AUG-2010 15:08:08	Bright	36.000	11	53Alp Aql	0.76500	8000.0	72	44067	No
175	GOM_NL__2PRFIN20100804_151627_000000452091_00426_44067_0656.N1	04-AUG-2010 15:16:27	Bright	44.500	92	53Eps Cyg	2.5000	4500.0	89	44067	No
176	GOM_NL__2PRFIN20100804_151837_000000382091_00426_44067_0657.N1	04-AUG-2010 15:18:37	Bright	38.000	144	18Del Cyg	2.8600	11000.	76	44067	No
177	GOM_NL__2PRFIN20100804_152503_000000402091_00426_44067_0658.N1	04-AUG-2010 15:25:03	Bright	40.000	89	5Alp Cep	2.4510	8000.0	80	44067	No
178	GOM_NL__2PRFIN20100804_154240_000000462091_00426_44067_0659.N1	04-AUG-2010 15:42:40	Bright	45.500	175	39Del Per	3.0100	19400.	91	44067	No
179	GOM_NL__2PRFIN20100804_154544_000000492091_00426_44067_0660.N1	04-AUG-2010 15:45:44	Bright	48.500	149	45Eps Per	2.8880	30000.	97	44067	No
180	GOM_NL__2PRFIN20100804_154914_000000452091_00426_44067_0661.N1	04-AUG-2010 15:49:14	Bright	45.000	28	12Bet Tau	1.6500	15200.	90	44067	No
181	GOM_NL__2PRFIN20100804_155121_000000412091_00426_44067_0662.N1	04-AUG-2010 15:51:21	Twilight	41.000	176	23Zet Tau	3.0200	22000.	82	44067	No
182	GOM_NL__2PRFIN20100804_155401_000000622091_00426_44067_0663.N1	04-AUG-2010 15:54:01	Dark	61.500	13	87Alp Tau	0.86700	3800.0	123	44067	No
183	GOM_NL__2PRFIN20100804_155558_000000442091_00426_44067_0664.N1	04-AUG-2010 15:55:58	Dark	44.000	27	24Gam Ori	1.6360	26000.	88	44067	No
184	GOM_NL__2PRFIN20100804_155753_000000442091_00426_44067_0665.N1	04-AUG-2010 15:57:53	Dark	43.500	30	46Eps Ori	1.6940	30000.	87	44067	No
185	GOM_NL__2PRFIN20100804_160027_000000572091_00426_44067_0666.N1	04-AUG-2010 16:00:27	Dark	57.000	7	19Bet Ori	0.10000	14000.	114	44067	No
186	GOM_NL__2PRFIN20100804_160527_000000532091_00426_44067_0667.N1	04-AUG-2010 16:05:27	Dark	52.500	165	34Gam Eri	2.9500	3200.0	105	44067	No
187	GOM_NL__2PRFIN20100804_161451_000000472091_00427_44068_0706.N1	04-AUG-2010 16:14:51	Dark	47.000	157	The1Eri	2.9060	9300.0	94	44068	No
188	GOM_NL__2PRFIN20100804_162008_000000472091_00427_44068_0707.N1	04-AUG-2010 16:20:08	Dark	47.000	9	Alp Eri	0.45300	24000.	94	44068	No
189	GOM_NL__2PRFIN20100804_162511_000000572091_00427_44068_0708.N1	04-AUG-2010 16:25:11	Straylight	56.500	84	Alp Phe	2.3970	4500.0	113	44068	No
190	GOM_NL__2PRFIN20100804_163011_000000432091_00427_44068_0709.N1	04-AUG-2010 16:30:11	Straylight	42.500	31	Alp Gru	1.7340	15200.	85	44068	No
191	GOM_NL__2PRFIN20100804_163317_000000442091_00427_44068_0710.N1	04-AUG-2010 16:33:17	Straylight	43.500	172	Gam Gru	3.0030	13100.	87	44068	No
192	GOM_NL__2PRFIN20100804_164042_000000512091_00427_44068_0711.N1	04-AUG-2010 16:40:42	Bright	50.500	142	49Del Cap	2.8500	8900.0	101	44068	No
193	GOM_NL__2PRFIN20100804_164844_000000392091_00427_44068_0712.N1	04-AUG-2010 16:48:44	Bright	39.000	11	53Alp Aql	0.76500	8000.0	78	44068	No
194	GOM_NL__2PRFIN20100804_165703_000000452091_00427_44068_0713.N1	04-AUG-2010 16:57:03	Bright	44.500	92	53Eps Cyg	2.5000	4500.0	89	44068	No
195	GOM_NL__2PRFIN20100804_165913_000000372091_00427_44068_0714.N1	04-AUG-2010 16:59:13	Bright	37.000	144	18Del Cyg	2.8600	11000.	74	44068	No
196	GOM_NL__2PRFIN20100804_170538_000000412091_00427_44068_0715.N1	04-AUG-2010 17:05:38	Bright	41.000	89	5Alp Cep	2.4510	8000.0	82	44068	No
197	GOM_NL__2PRFIN20100804_172316_000000452091_00427_44068_0716.N1	04-AUG-2010 17:23:16	Bright	45.000	175	39Del Per	3.0100	19400.	90	44068	No
198	GOM_NL__2PRFIN20100804_172620_000000432091_00427_44068_0717.N1	04-AUG-2010 17:26:20	Bright	43.000	149	45Eps Per	2.8880	30000.	86	44068	No
199	GOM_NL__2PRFIN20100804_172950_000000462091_00427_44068_0718.N1	04-AUG-2010 17:29:50	Bright	46.000	28	12Bet Tau	1.6500	15200.	92	44068	No
200	GOM_NL__2PRFIN20100804_173157_000000432091_00427_44068_0719.N1	04-AUG-2010 17:31:57	Twilight	42.500	176	23Zet Tau	3.0200	22000.	85	44068	No
201	GOM_NL__2PRFIN20100804_173437_000000652091_00427_44068_0720.N1	04-AUG-2010 17:34:37	Dark	64.500	13	87Alp Tau	0.86700	3800.0	129	44068	No
202	GOM_NL__2PRFIN20100804_173634_000000482091_00427_44068_0721.N1	04-AUG-2010 17:36:34	Dark	47.500	27	24Gam Ori	1.6360	26000.	95	44068	No
203	GOM_NL__2PRFIN20100804_173830_000000432091_00427_44068_0722.N1	04-AUG-2010 17:38:30	Dark	43.000	30	46Eps Ori	1.6940	30000.	86	44068	No
204	GOM_NL__2PRFIN20100804_174103_000000522091_00427_44068_0723.N1	04-AUG-2010 17:41:03	Dark	51.500	7	19Bet Ori	0.10000	14000.	103	44068	No
205	GOM_NL__2PRFIN20100804_174604_000000582091_00427_44068_0724.N1	04-AUG-2010 17:46:04	Dark	57.500	165	34Gam Eri	2.9500	3200.0	115	44068	No
206	GOM_NL__2PRFIN20100804_175528_000000472091_00428_44069_0736.N1	04-AUG-2010 17:55:28	Dark	47.000	157	The1Eri	2.9060	9300.0	94	44069	No
207	GOM_NL__2PRFIN20100804_180044_000000482091_00428_44069_0737.N1	04-AUG-2010 18:00:44	Dark	47.500	9	Alp Eri	0.45300	24000.	95	44069	No
208	GOM_NL__2PRFIN20100804_180548_000000562091_00428_44069_0738.N1	04-AUG-2010 18:05:48	Straylight	55.500	84	Alp Phe	2.3970	4500.0	111	44069	No
209	GOM_NL__2PRFIN20100804_181048_000000502091_00428_44069_0739.N1	04-AUG-2010 18:10:48	Straylight	49.500	31	Alp Gru	1.7340	15200.	99	44069	No
210	GOM_NL__2PRFIN20100804_181354_000000452091_00428_44069_0740.N1	04-AUG-2010 18:13:54	Straylight	45.000	172	Gam Gru	3.0030	13100.	90	44069	No
211	GOM_NL__2PRFIN20100804_182118_000000502091_00428_44069_0741.N1	04-AUG-2010 18:21:18	Bright	50.000	142	49Del Cap	2.8500	8900.0	100	44069	No
212	GOM_NL__2PRFIN20100804_182920_000000372091_00428_44069_0742.N1	04-AUG-2010 18:29:20	Bright	37.000	11	53Alp Aql	0.76500	8000.0	74	44069	No
213	GOM_NL__2PRFIN20100804_183739_000000432091_00428_44069_0743.N1	04-AUG-2010 18:37:39	Bright	42.500	92	53Eps Cyg	2.5000	4500.0	85	44069	No
214	GOM_NL__2PRFIN20100804_183949_000000372091_00428_44069_0744.N1	04-AUG-2010 18:39:49	Bright	36.500	144	18Del Cyg	2.8600	11000.	73	44069	No
215	GOM_NL__2PRFIN20100804_184614_000000422091_00428_44069_0745.N1	04-AUG-2010 18:46:14	Bright	42.000	89	5Alp Cep	2.4510	8000.0	84	44069	No
216	GOM_NL__2PRFIN20100804_190351_000000472091_00428_44069_0746.N1	04-AUG-2010 19:03:51	Bright	46.500	175	39Del Per	3.0100	19400.	93	44069	No
217	GOM_NL__2PRFIN20100804_190656_000000432091_00428_44069_0747.N1	04-AUG-2010 19:06:56	Bright	43.000	149	45Eps Per	2.8880	30000.	86	44069	No
218	GOM_NL__2PRFIN20100804_191026_000000442091_00428_44069_0748.N1	04-AUG-2010 19:10:26	Bright	44.000	28	12Bet Tau	1.6500	15200.	88	44069	No
219	GOM_NL__2PRFIN20100804_191234_000000412091_00428_44069_0749.N1	04-AUG-2010 19:12:34	Twilight	40.500	176	23Zet Tau	3.0200	22000.	81	44069	No

3. Quality information per product


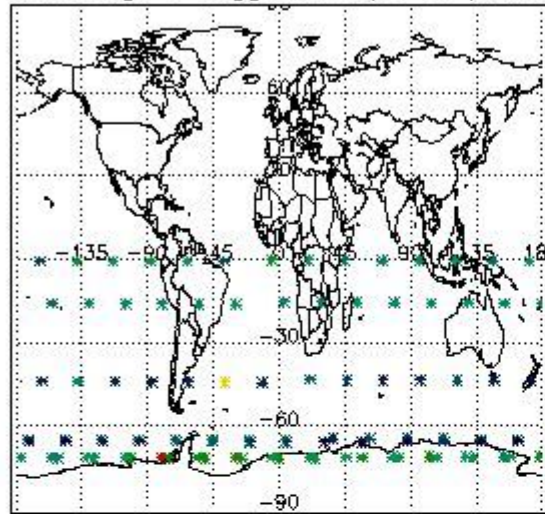
In this section it is plotted some information contained in the Quality Summary data set of the level 2 products. Only products in dark limb conditions and without errors (error flag in the MPH set to "0") are used.

3.1 Plot quality information per product (time dependant)

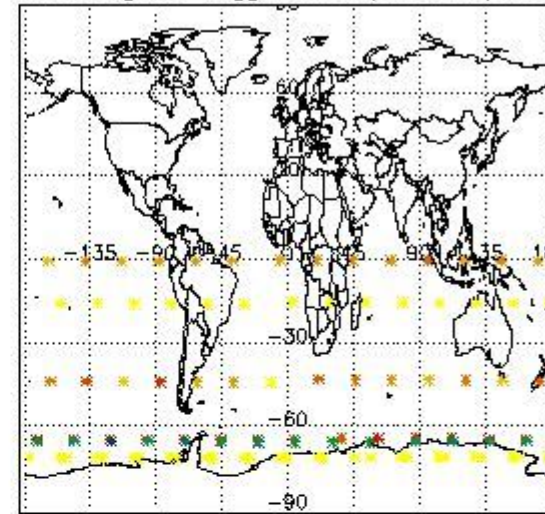


3.2 Plot quality information per product (world map)

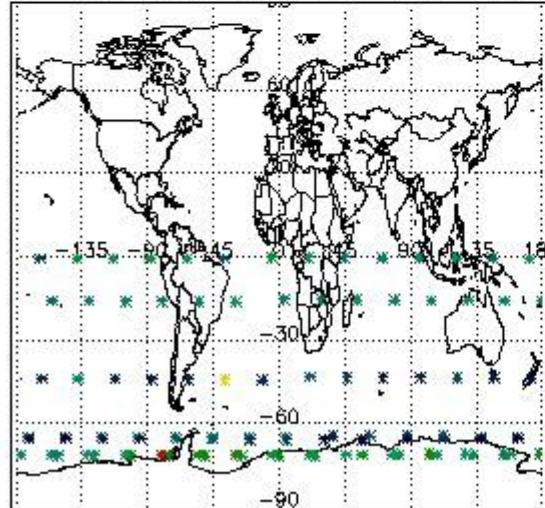
Percentage of flagged data per O3 profile



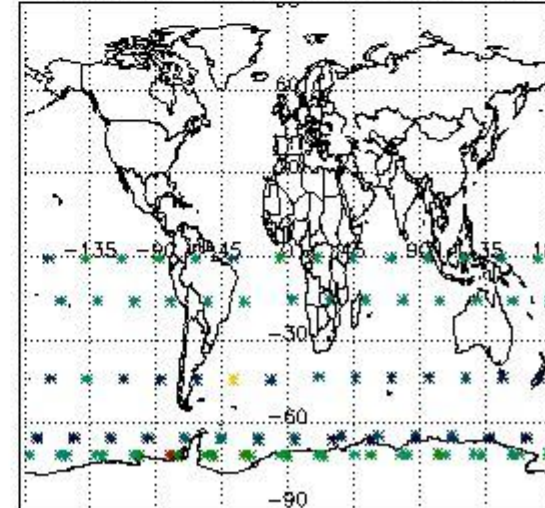
Percentage of flagged data per H2O profile



Percentage of flagged data per NO2 profile



Percentage of flagged data per NO3 profile

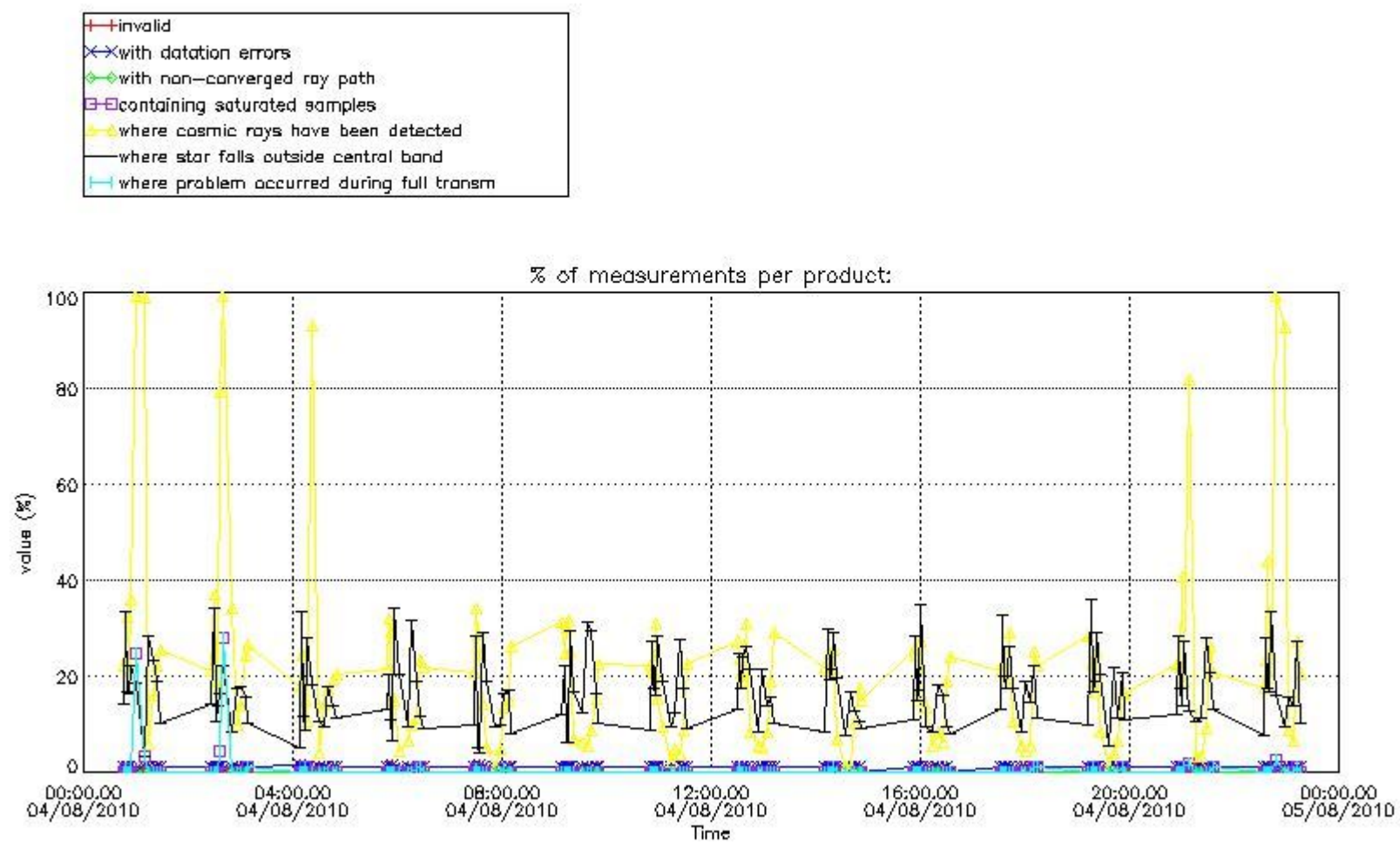


4. Level 1 quality information per product

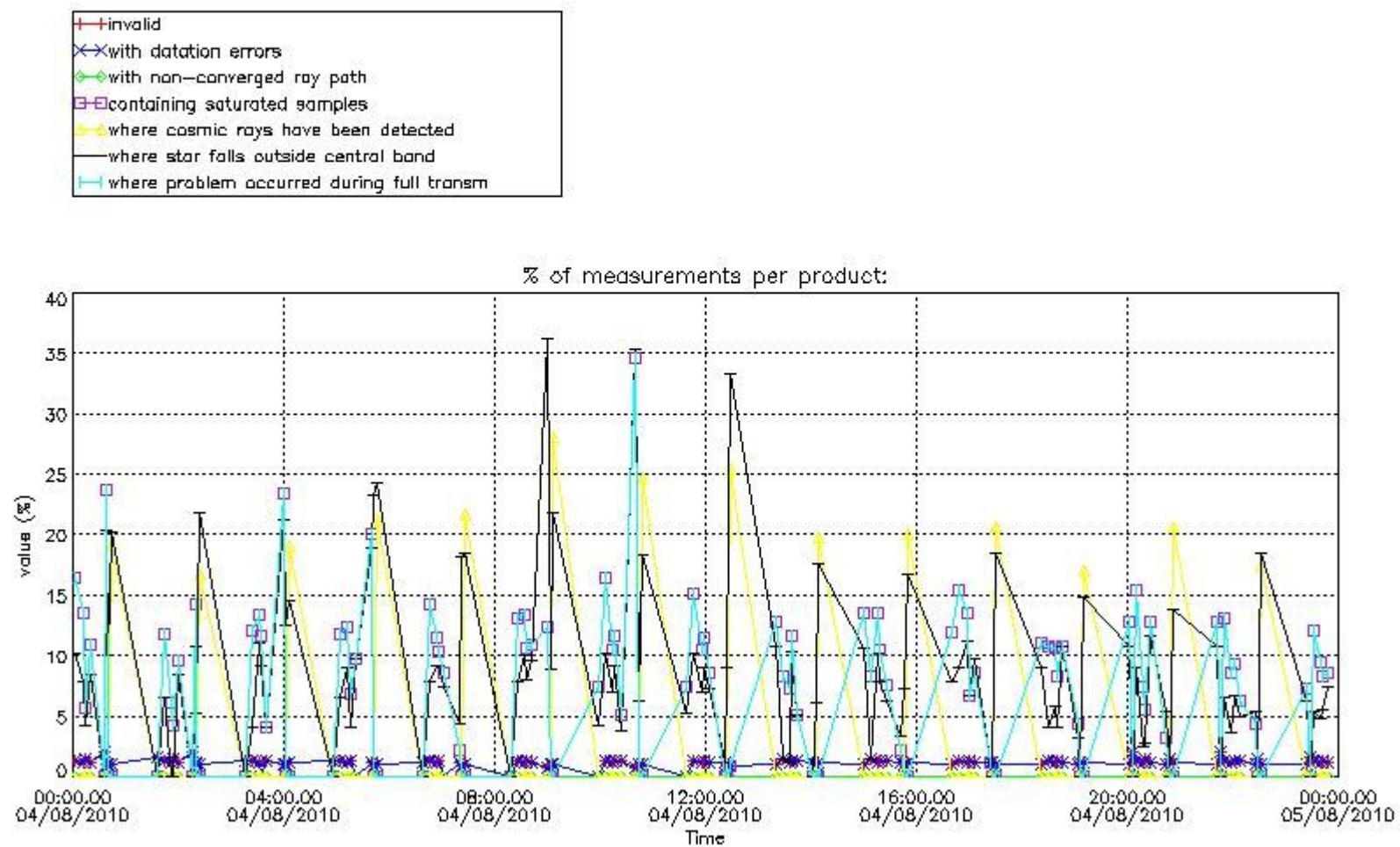
In this section it is plotted some information contained in the Quality Summary data set of the level 2 products that comes from the level 1b processing. Products without errors (error flag in the MPH set to "0") are used.

4.1 Plot quality information per product (time dependant) coming from level 1b processing

4.1.1 Plot level 1 quality information per product (time dependant): ENVISAT ASCENDING passes

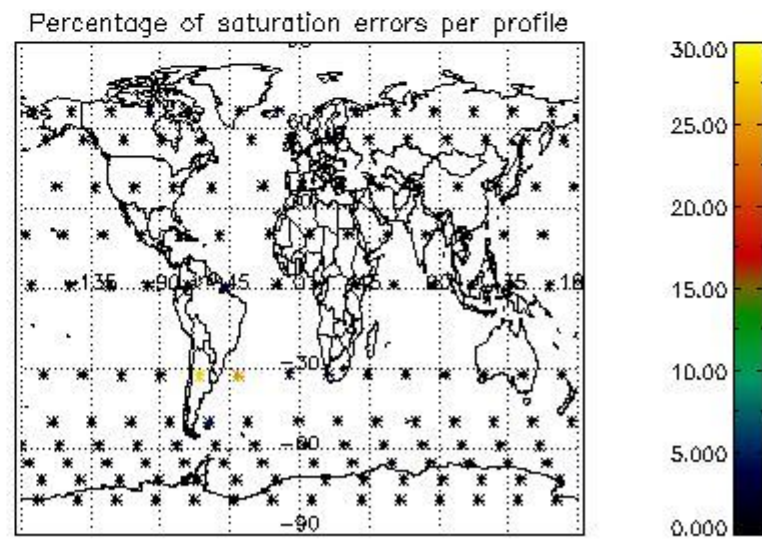
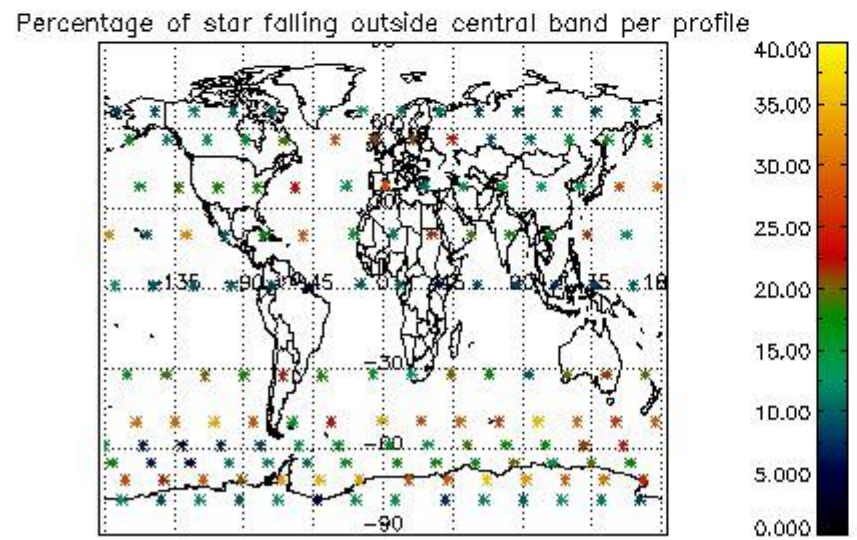
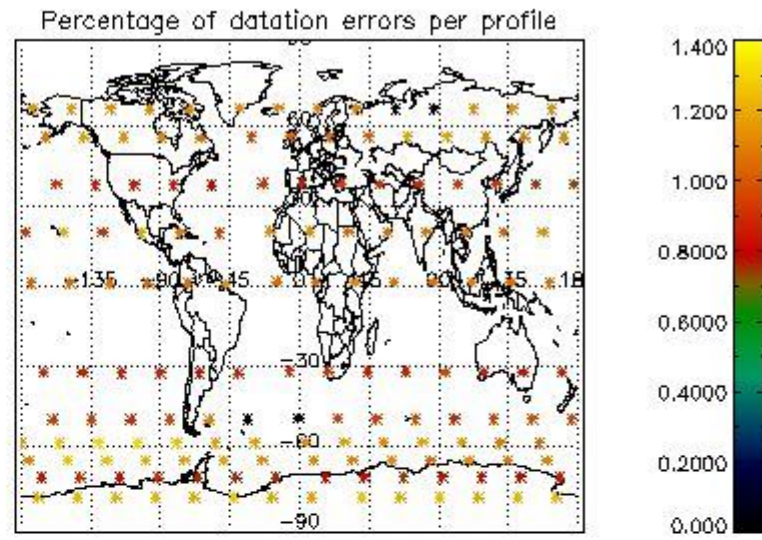
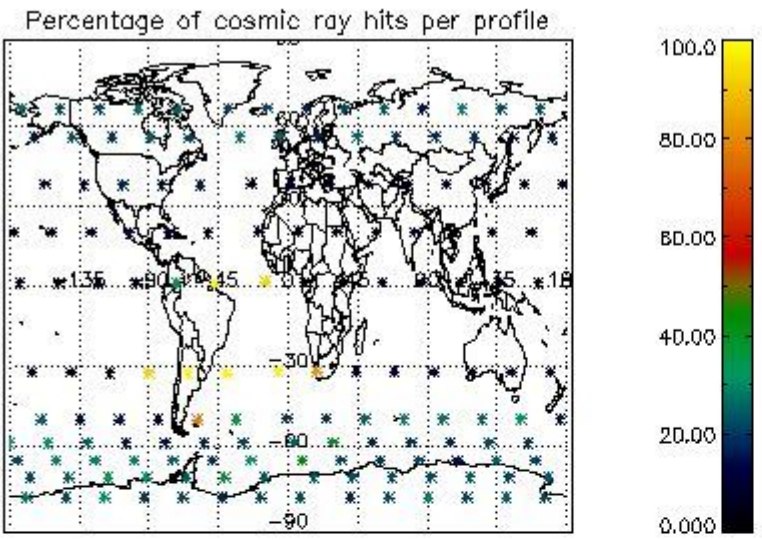


4.1.2 Plot level 1 quality information per product (time dependant): ENVISAT DESCENDING passes

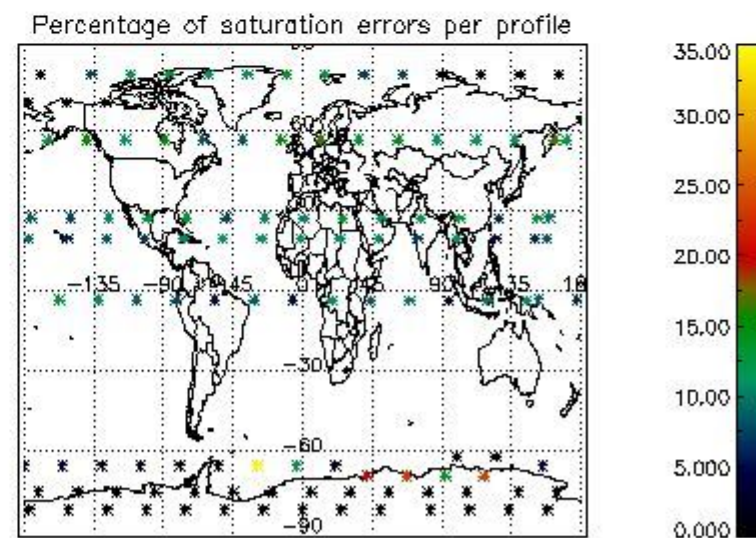
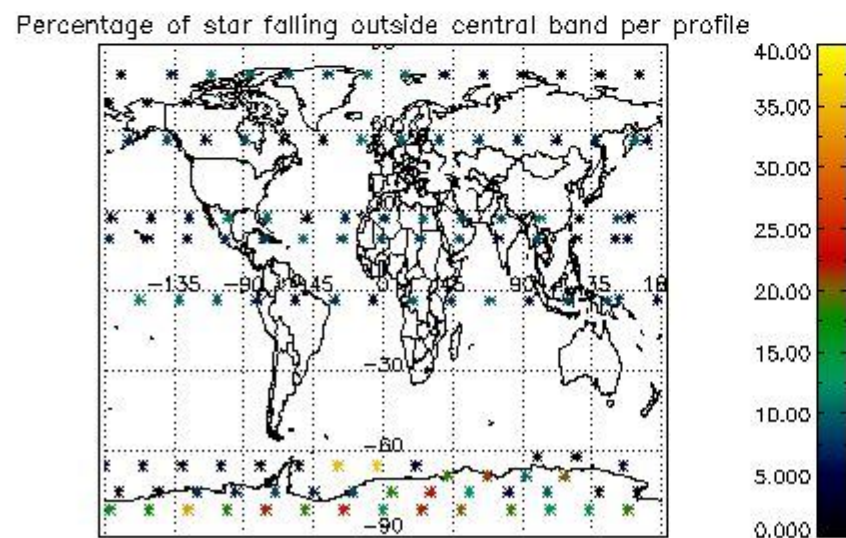
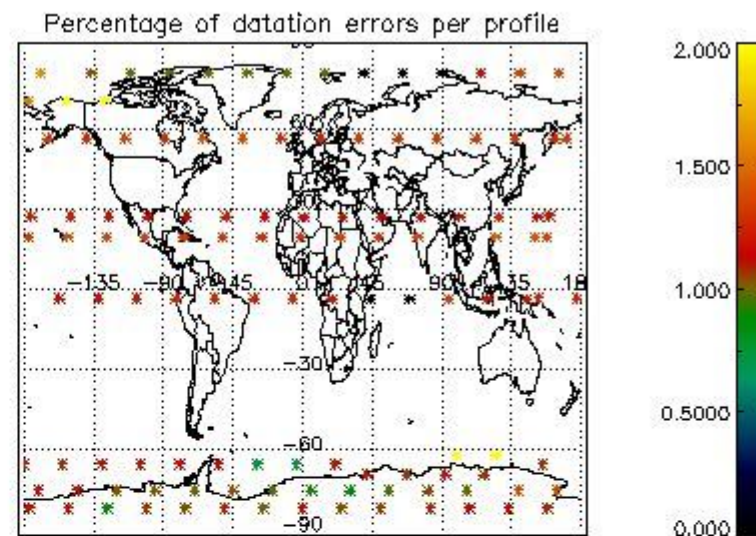
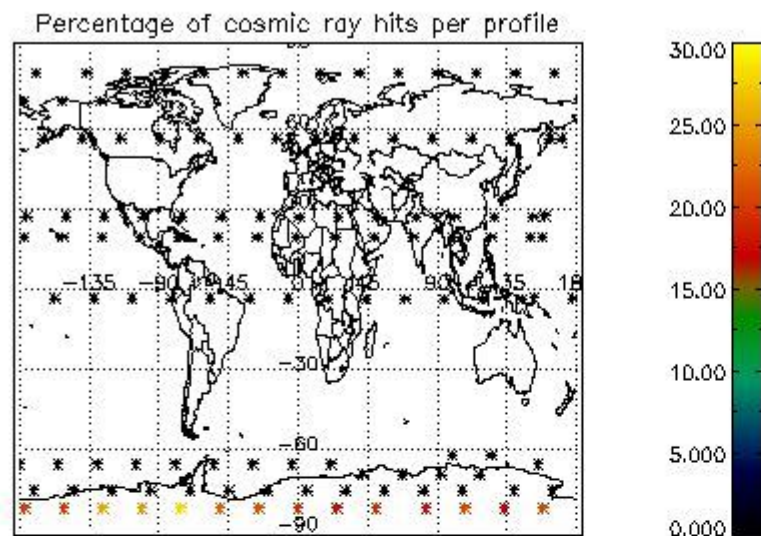


4.2 Plot quality information per product coming from level 1b processing (world map)

4.2.1 Plot level 1 quality information per product (world map): ENVISAT ASCENDING passes



4.2.2 Plot level 1 quality information per product (world map): ENVISAT DESCENDING passes



5. Trace gas profiles

5.1 Ozone statistics based on quality of products

The final quality of the products can be "measured" using the STD (Standard Deviation) attached to every point profile. This information is written to the parameter GOM_NL__2P/NL_LOCAL_SPECIES_DENSITY/o3_std of the level 2 products. The table below shows the statistics for given STD ranges.

The statistics are given with respect to the overall valid production:

- Products without fatal errors: GOM_NL__2P/MPH/PRODUCT_ERR=0
- Valid point profile: GOM_NL__2P/NL_LOCAL_SPECIES_DENSITY/pcd(0)=0

The 'Criteria' is applied to valid points of dark limb products:

- Products in dark limb illumination condition: GOM_NL__2P/NL_SUMMARY_QUALITY/obs_ill_cond=0
- Products without fatal errors: GOM_NL__2P/MPH/PRODUCT_ERR=0
- Valid point profile: GOM_NL__2P/NL_LOCAL_SPECIES_DENSITY/pcd(0)=0

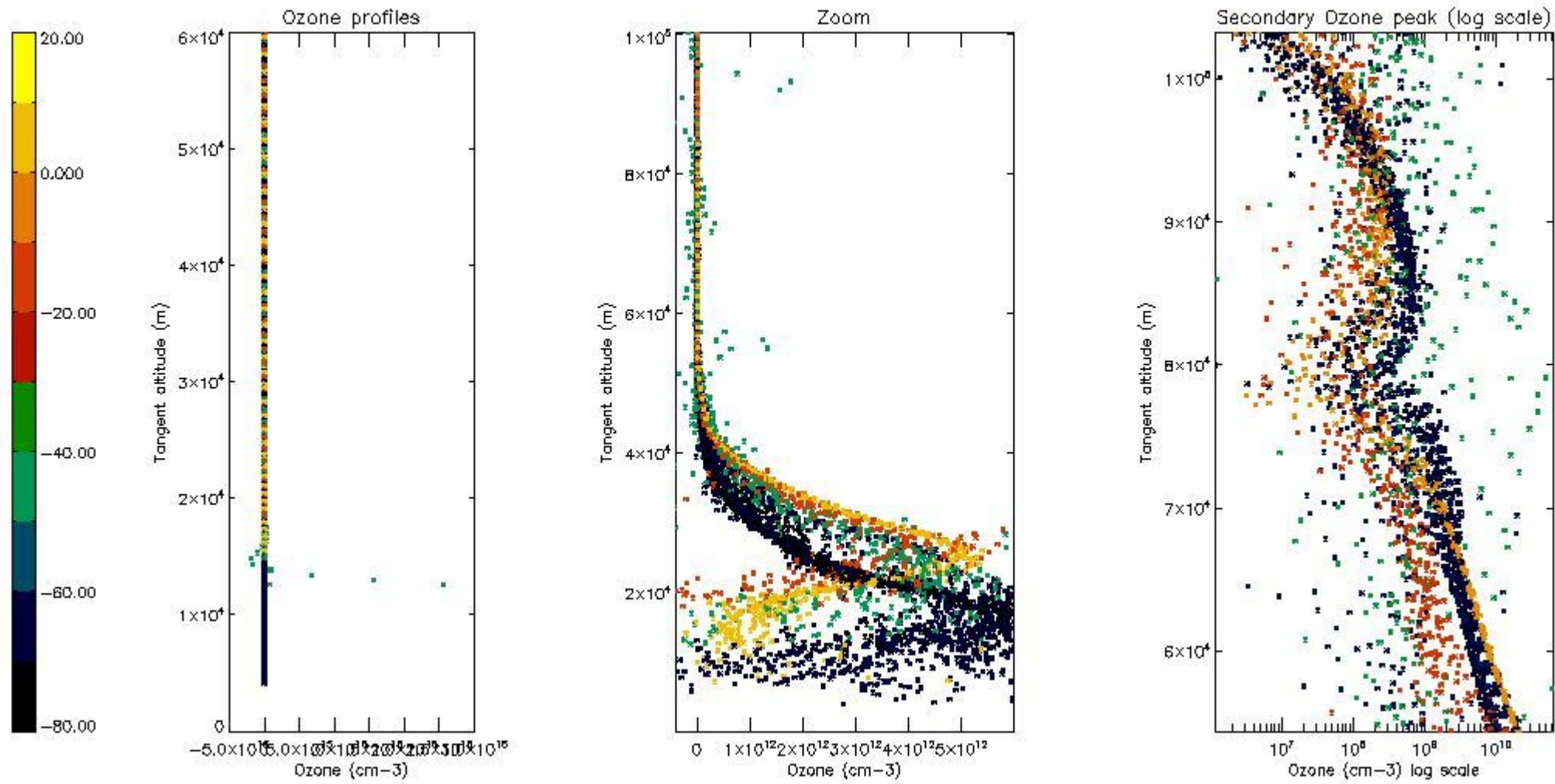
So, the table below shows the percentage of dark limb and valid observations for each criteria with respect to the overall valid daily observations.

Criteria	% of total production
All STD	39
STD < 20	20

STD < 10	16
STD < 5	12

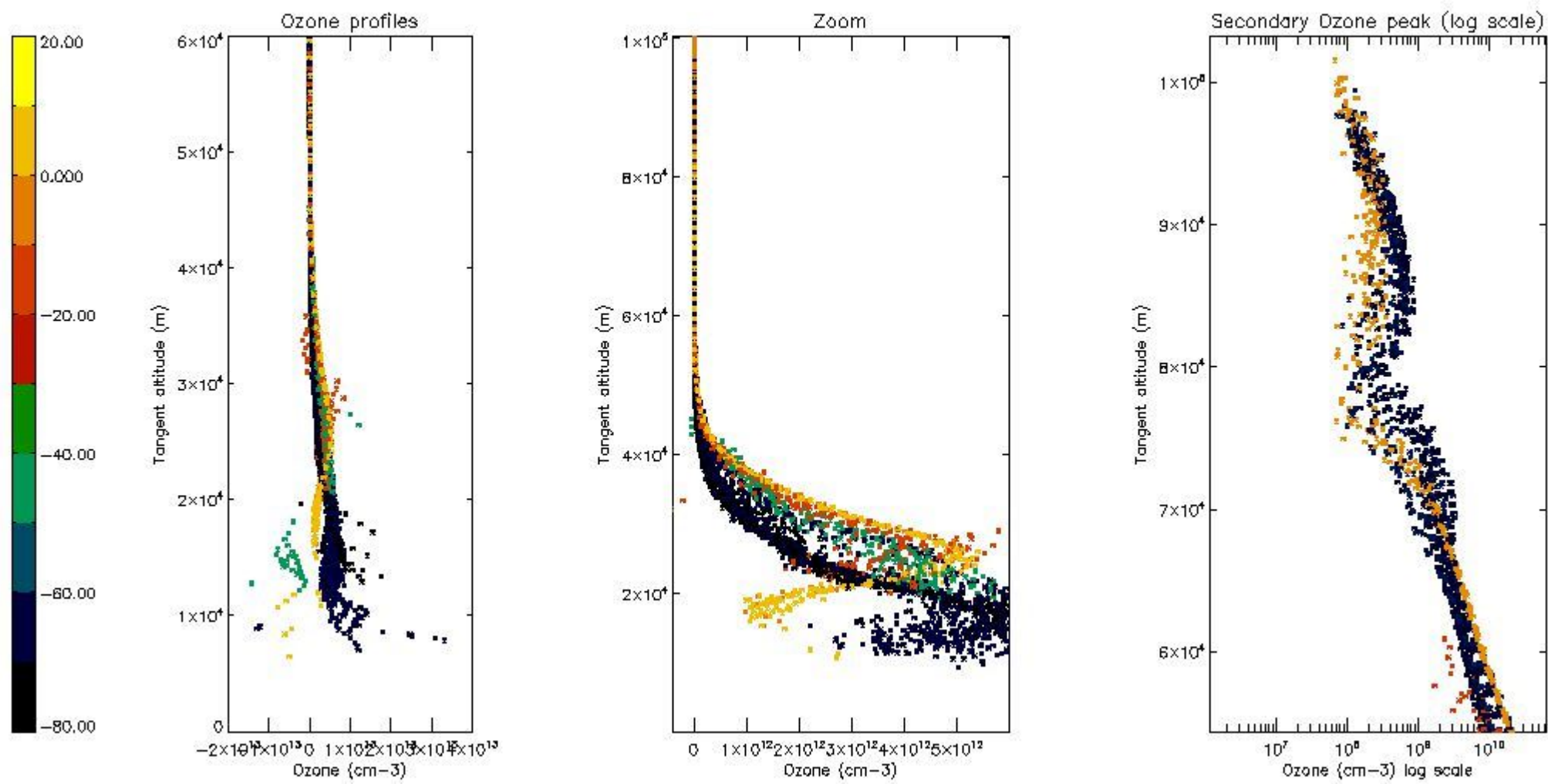
5.2 Plot ozone profiles for all STD (dark without errors)

The colorbar represents the latitude.



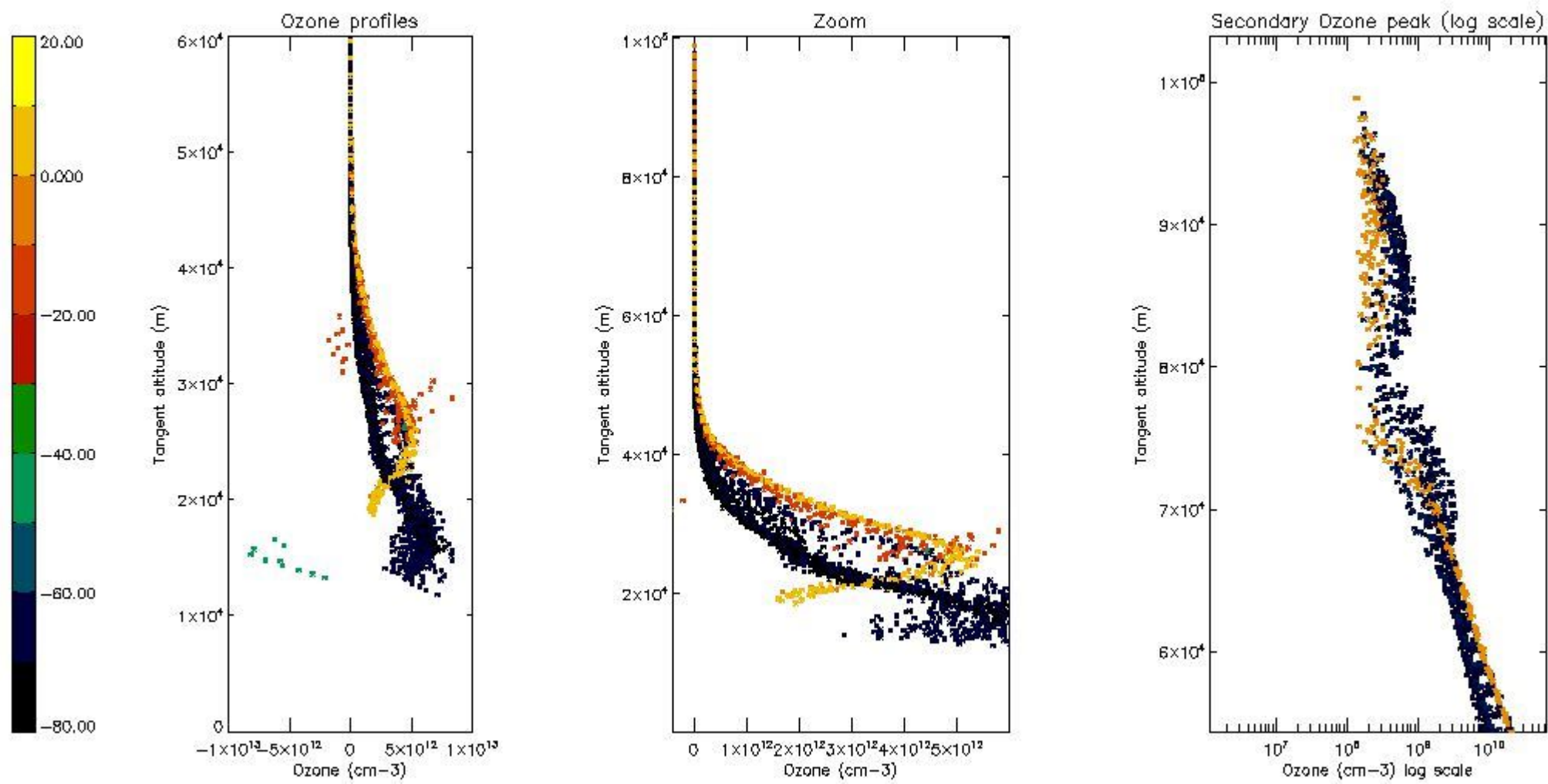
5.3 Plot ozone profiles where STD < 20% (dark without errors)

The colorbar represents the latitude.



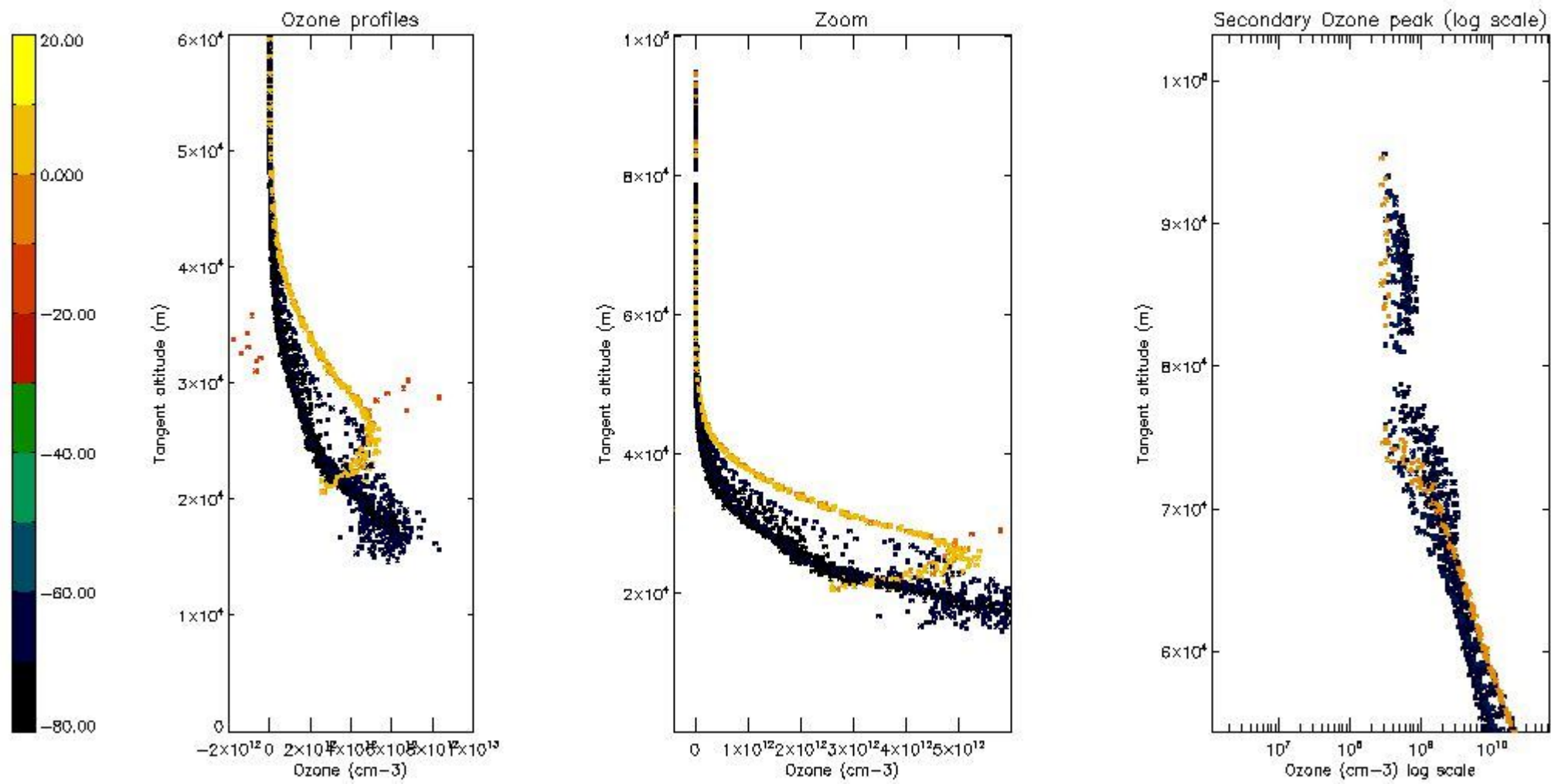
5.4 Plot ozone profiles where STD < 10% (dark without errors)

The colorbar represents the latitude.



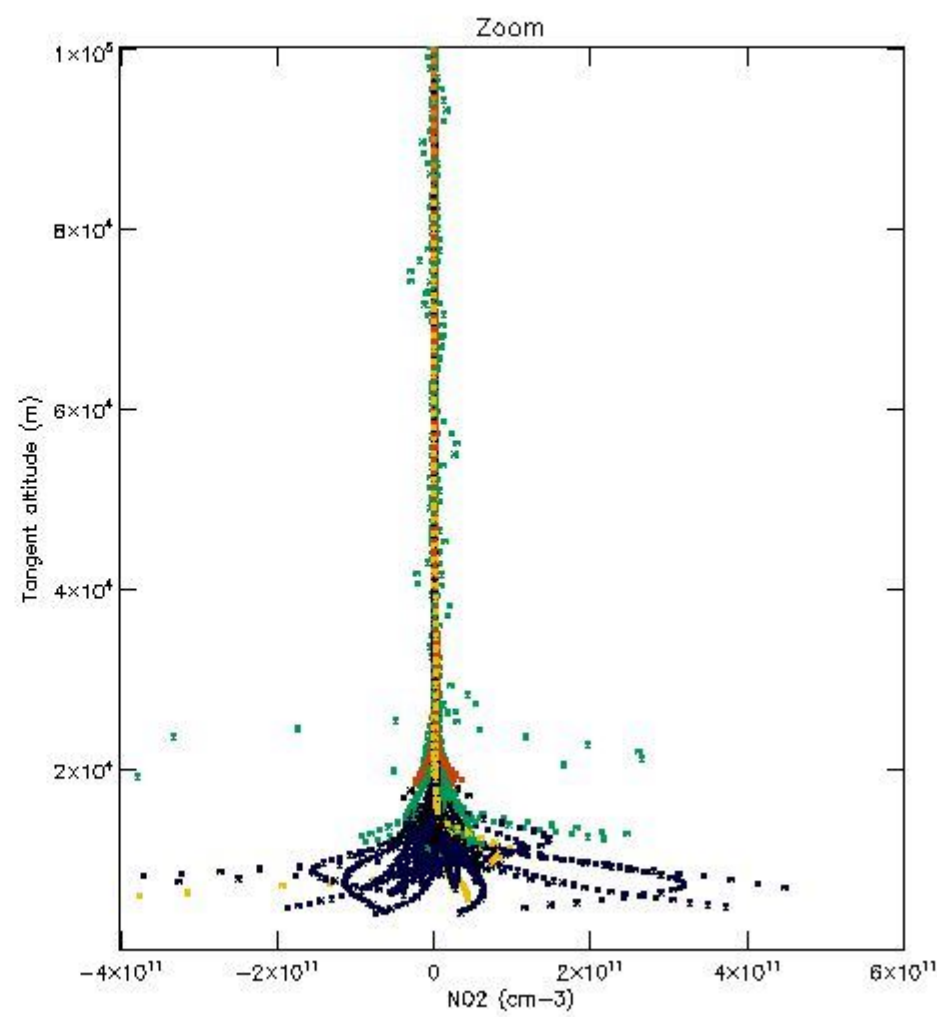
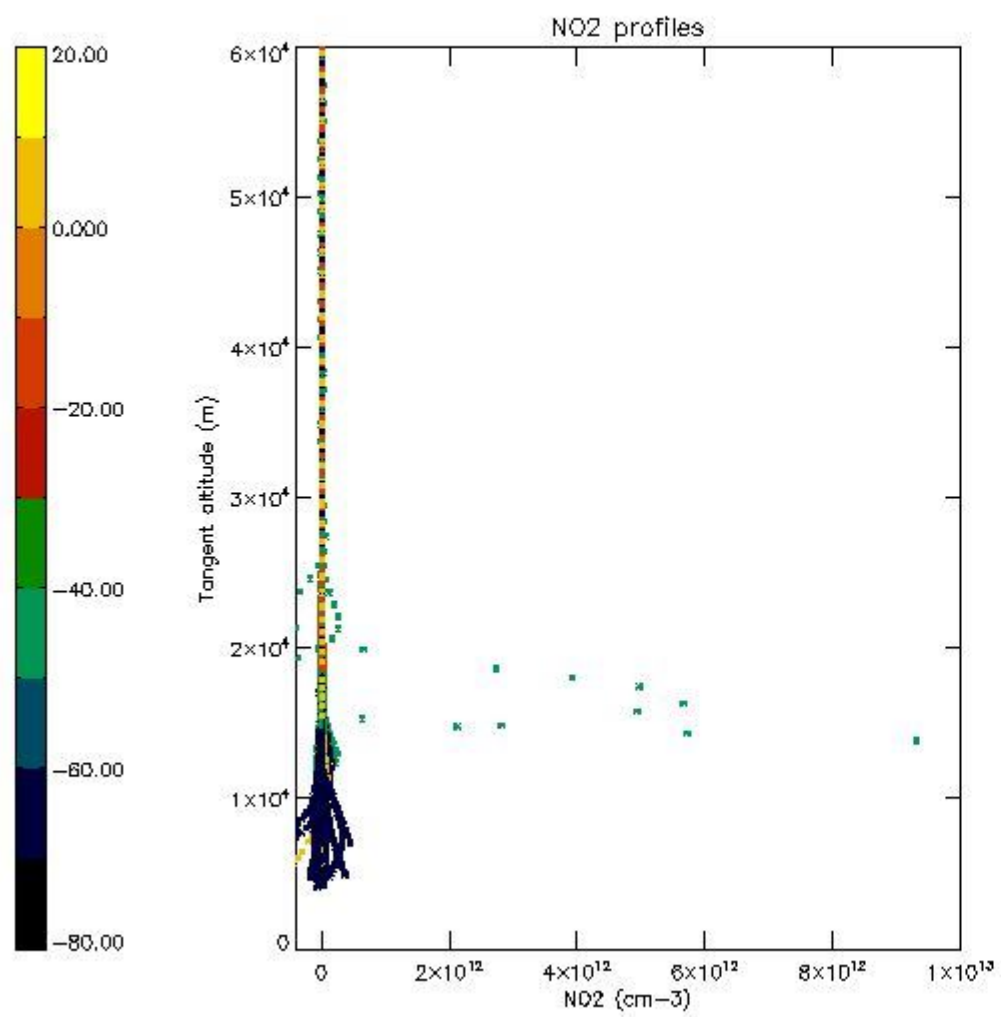
5.5 Plot ozone profiles where STD < 5% (dark without errors)

The colorbar represents the latitude.



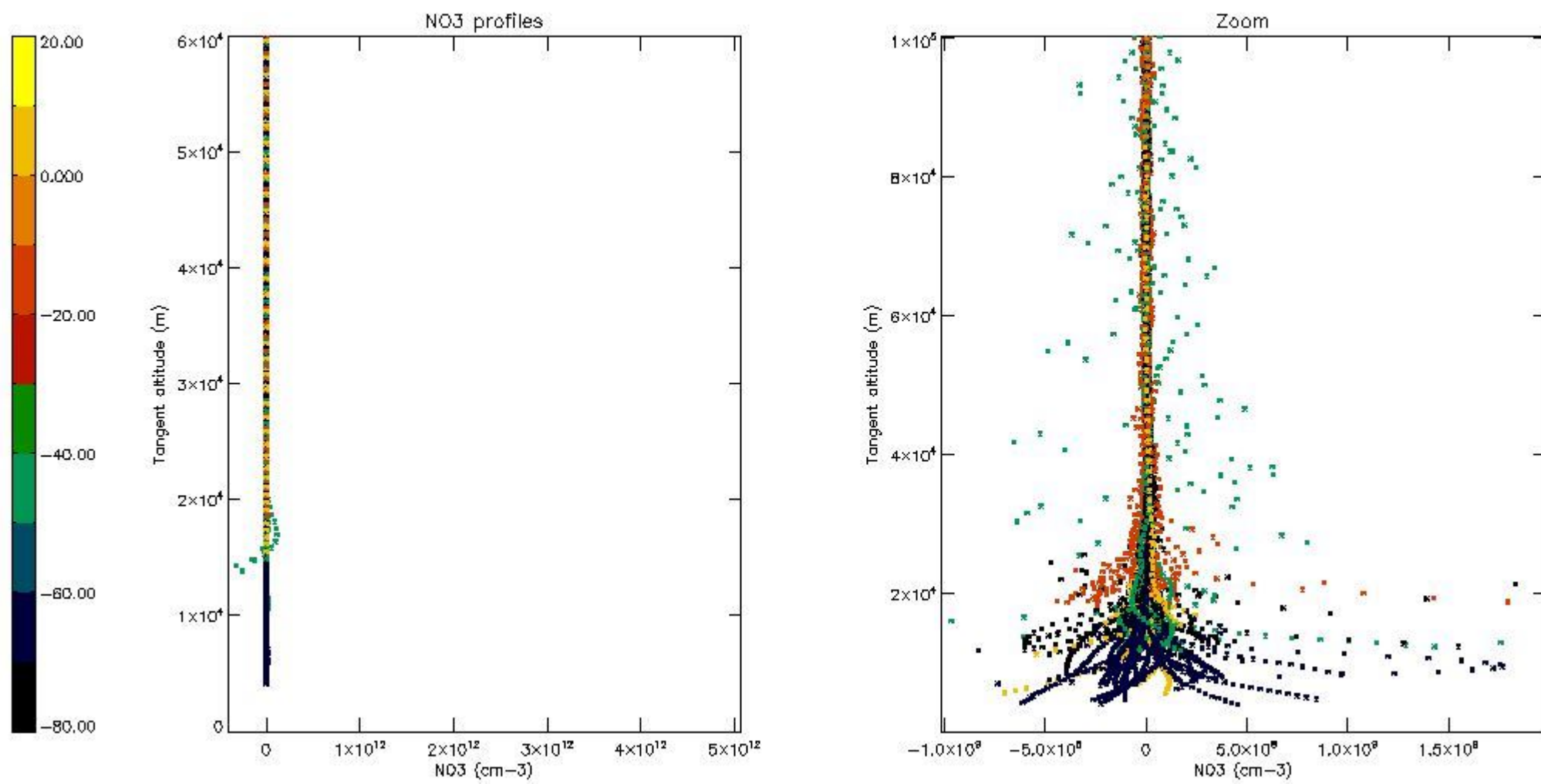
5.6 Plot NO₂ profiles for all STD (dark without errors)

The colorbar represents the latitude.



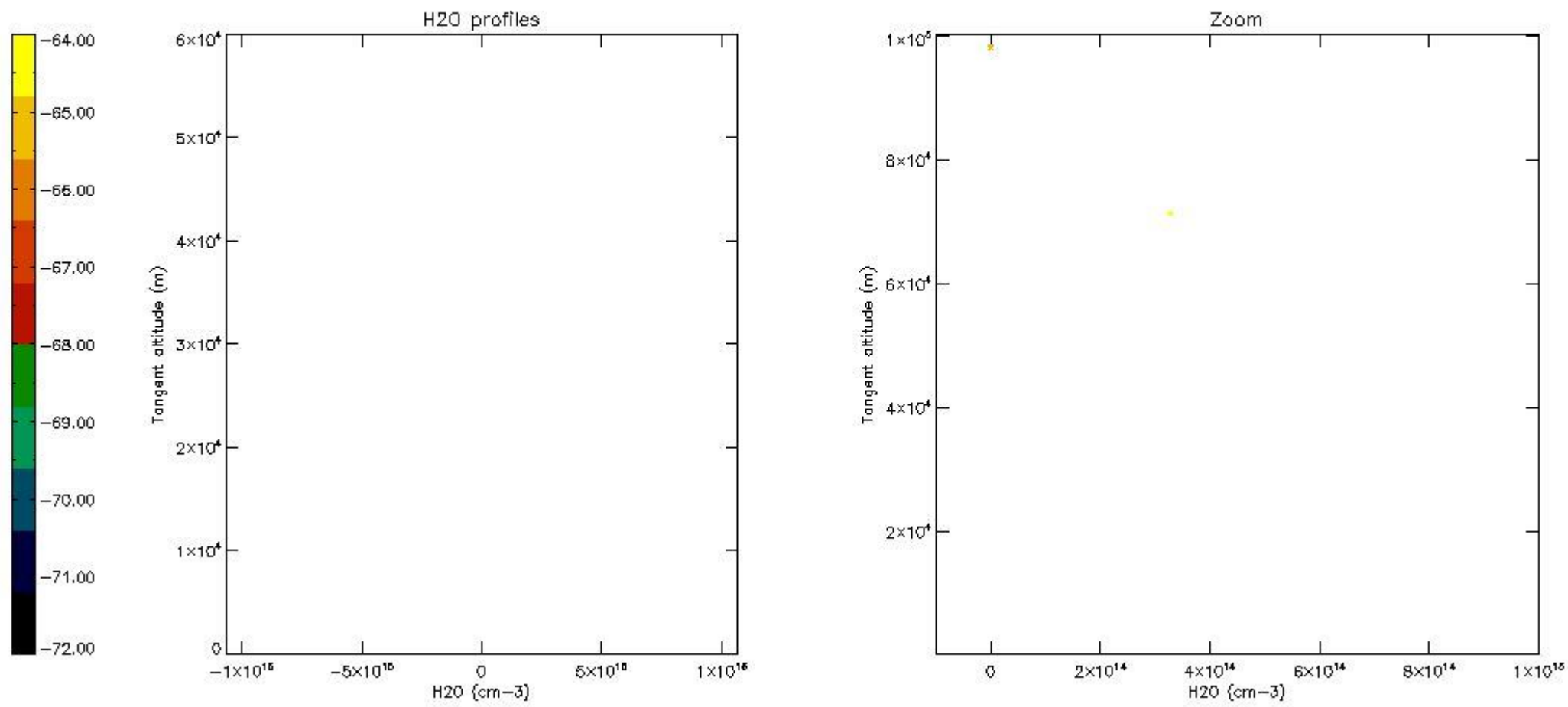
5.7 Plot NO3 profiles for all STD (dark without errors)

The colorbar represents the latitude.



5.8 Plot H2O profiles for all STD (only for occultations of stars 1,2,3,4,13,14,16,26,63 dark without errors)

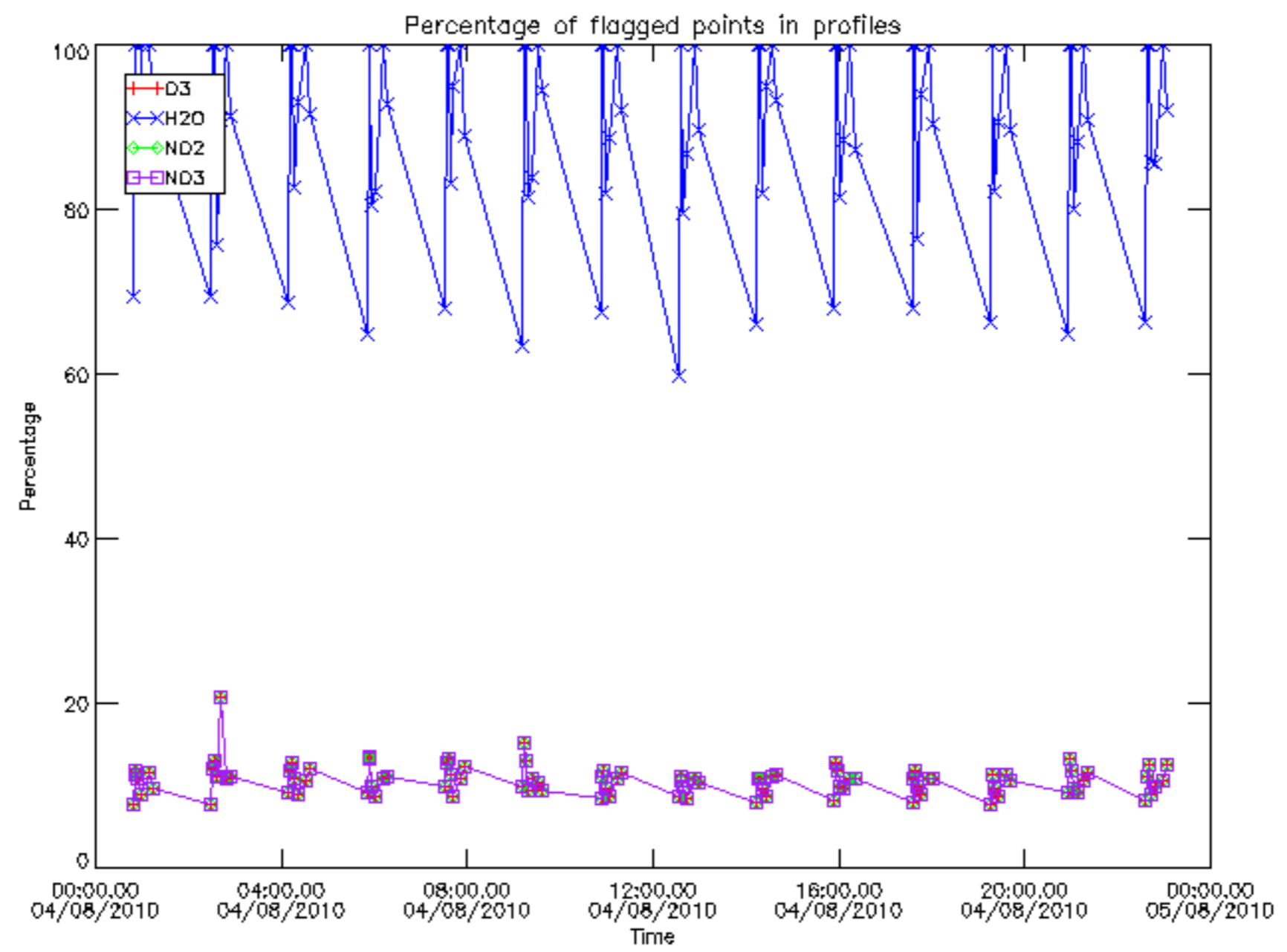
The colorbar represents the latitude.



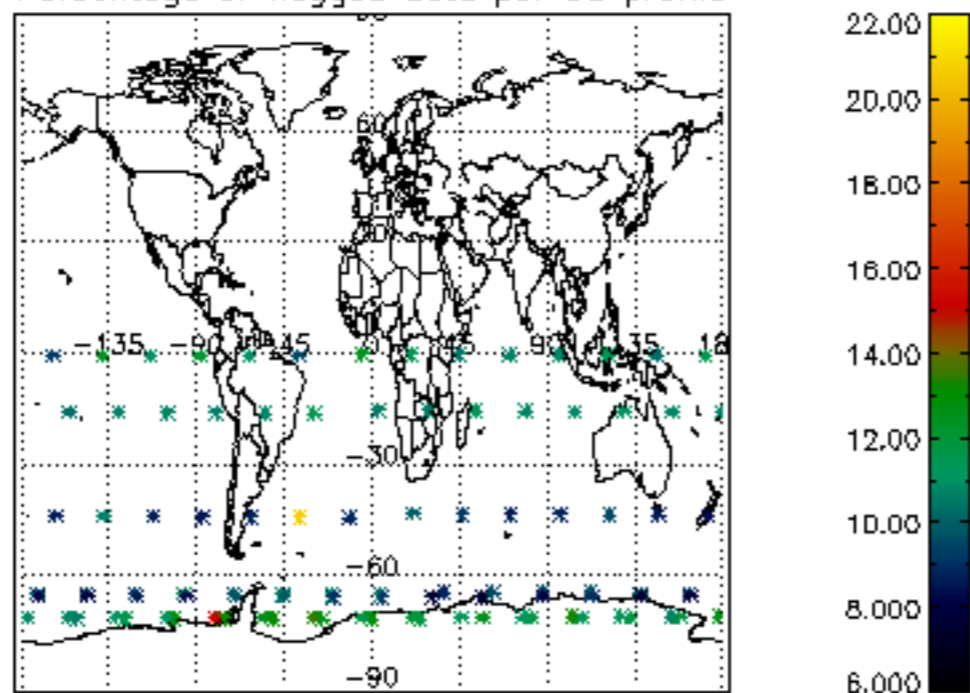
6. Auxiliary Data Files used for the production reported in section 2

The number reported in the third column indicates since which file (see list in section 2) the corresponding auxiliary file has been used. The fourth column is the date of those product files.

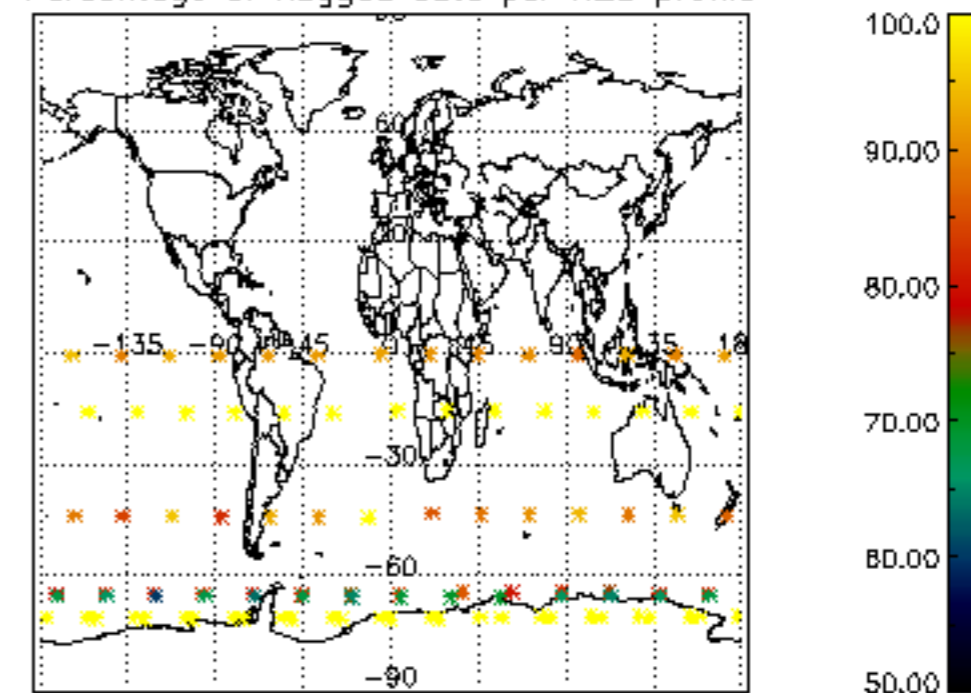
Type	Auxiliary Filename	Used since product	Used since product date
INST_PHYS_CHARACTERISTICS	GOM_INS_AXVIEC20091111_143220_20030716_120000_20500101_000000	1	04-AUG-2010 00:02:45
LEVEL-2_PROC_CONFIG	GOM_PR2_AXVIEC20091111_152718_20020301_000000_20500101_000000	1	04-AUG-2010 00:02:45
CROSS_SECTIONS_FILE	GOM_CRS_AXVIEC20091111_154832_20020301_000000_20500101_000000	1	04-AUG-2010 00:02:45



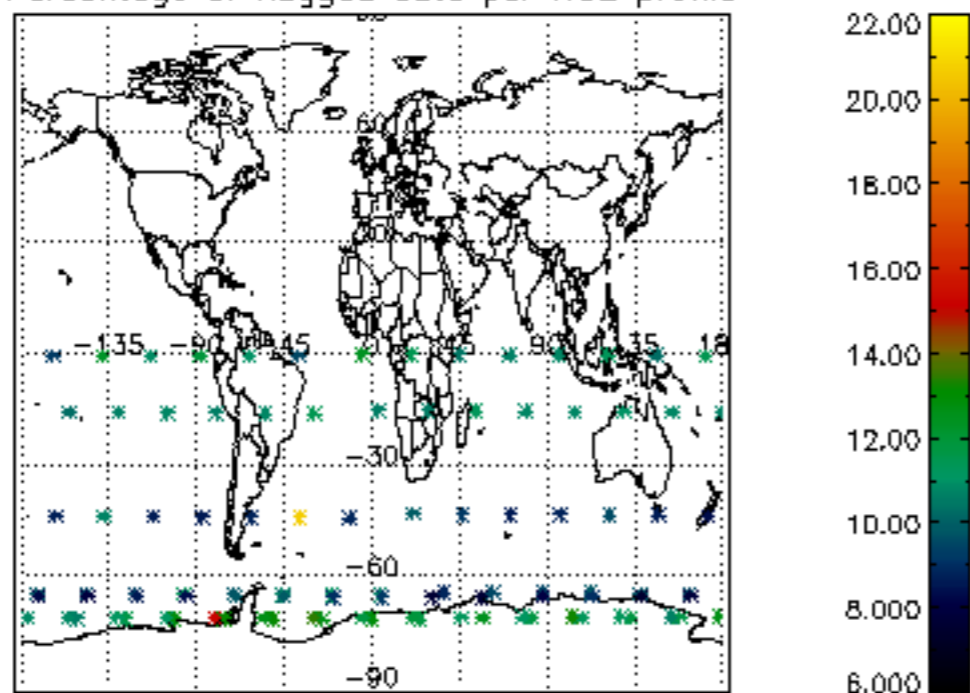
Percentage of flagged data per D3 profile



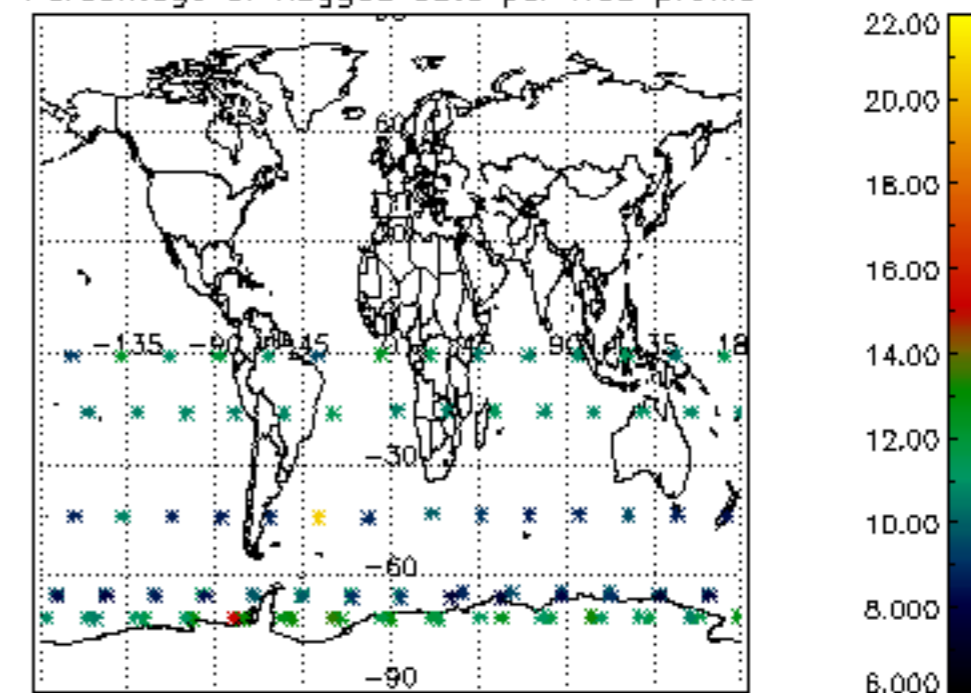
Percentage of flagged data per H2O profile

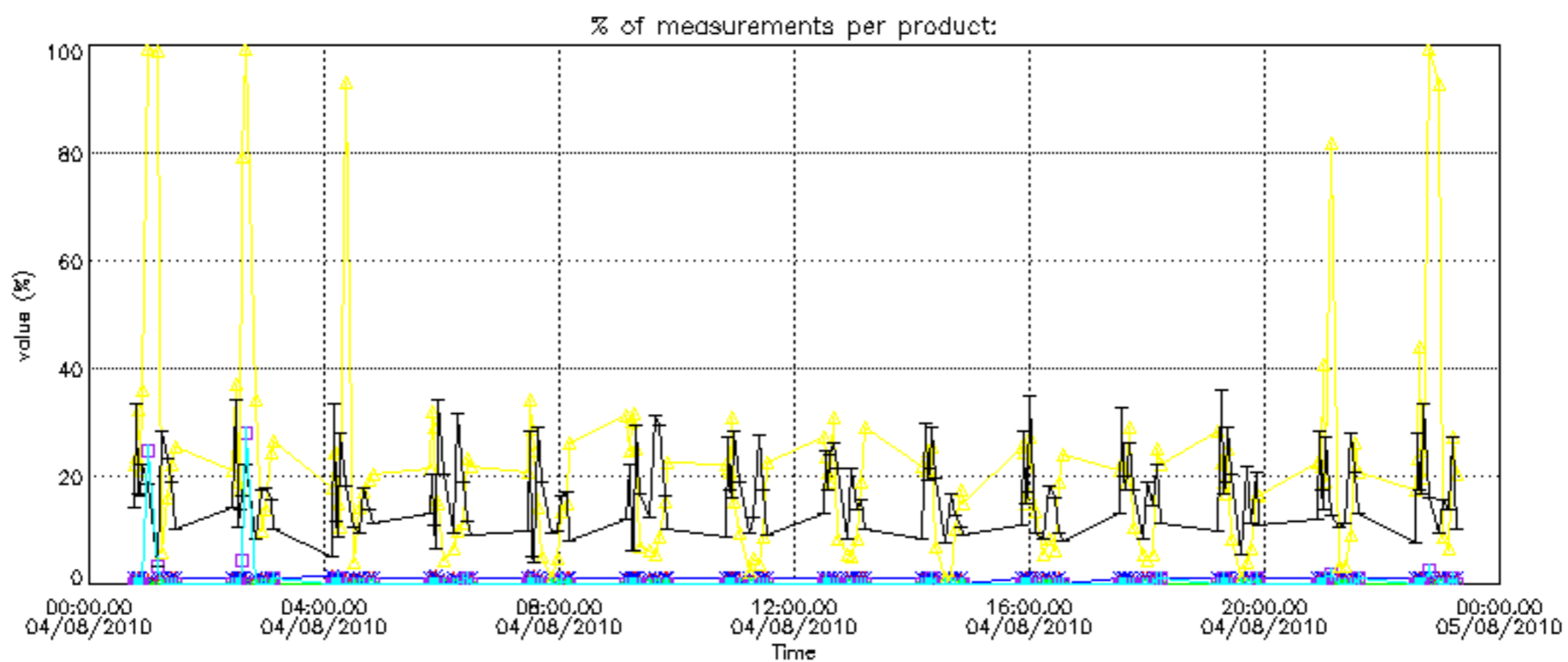


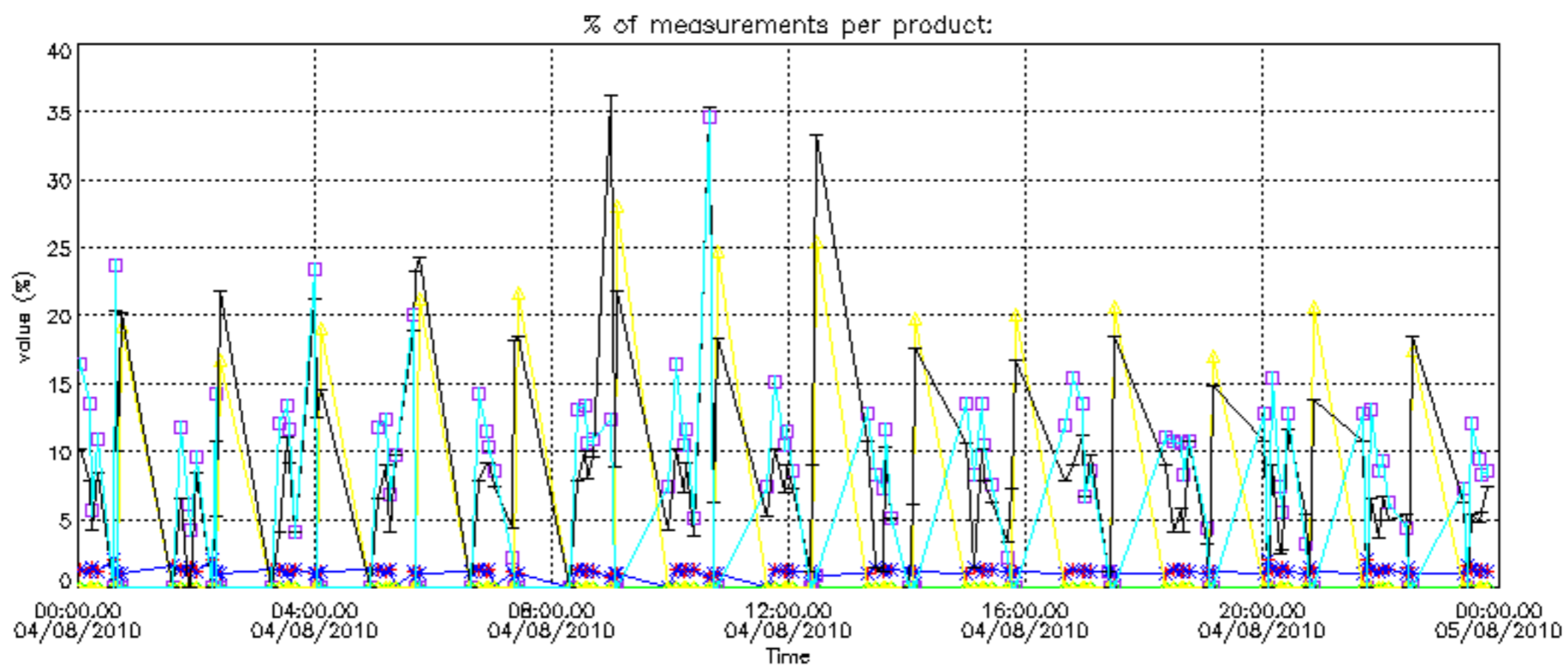
Percentage of flagged data per NO2 profile



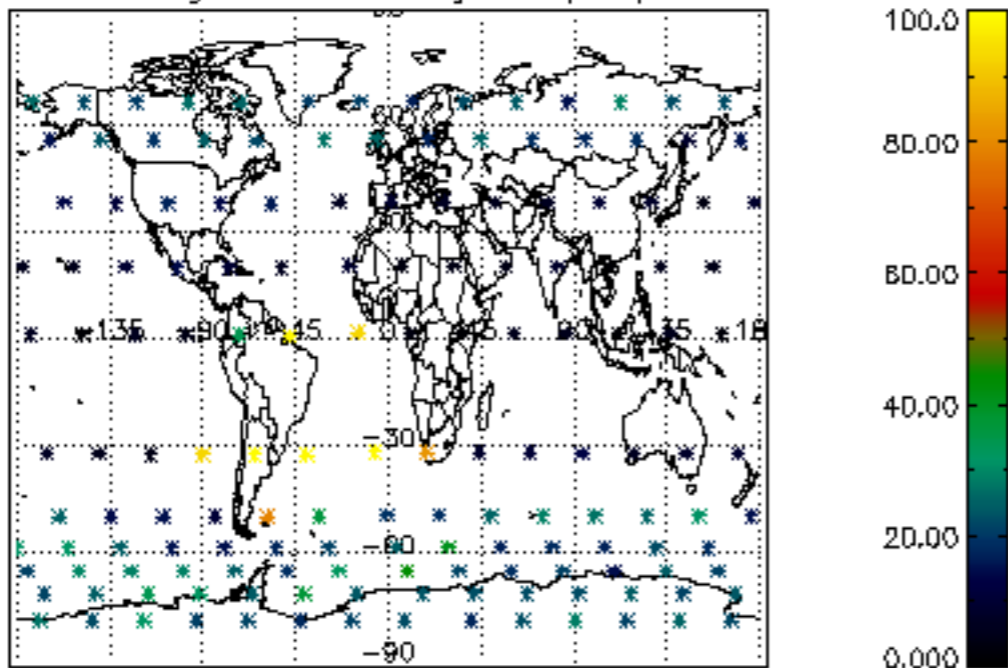
Percentage of flagged data per NO3 profile



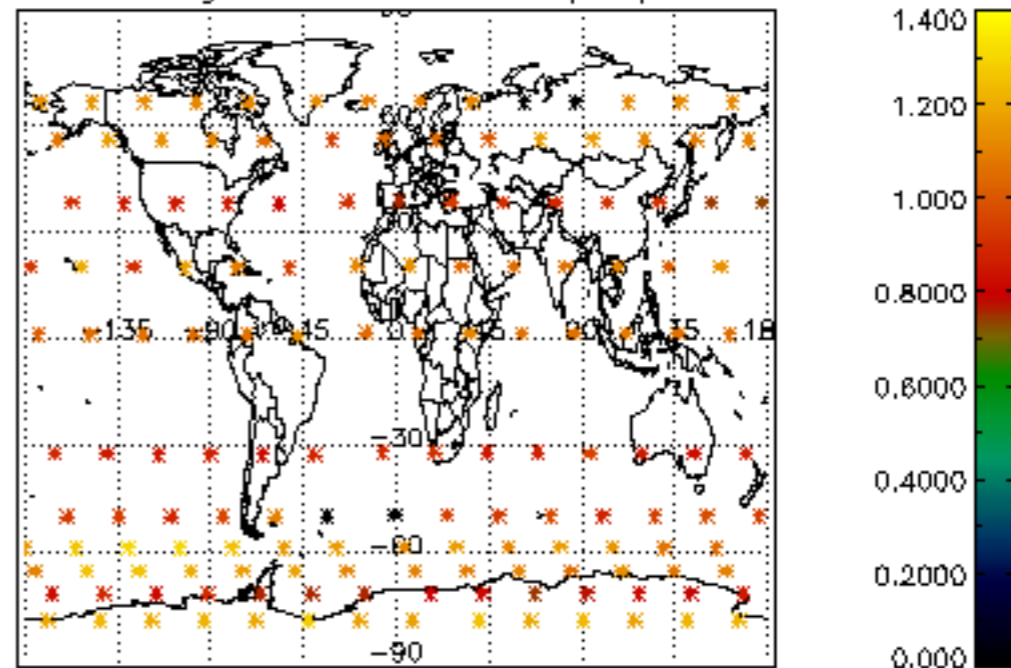




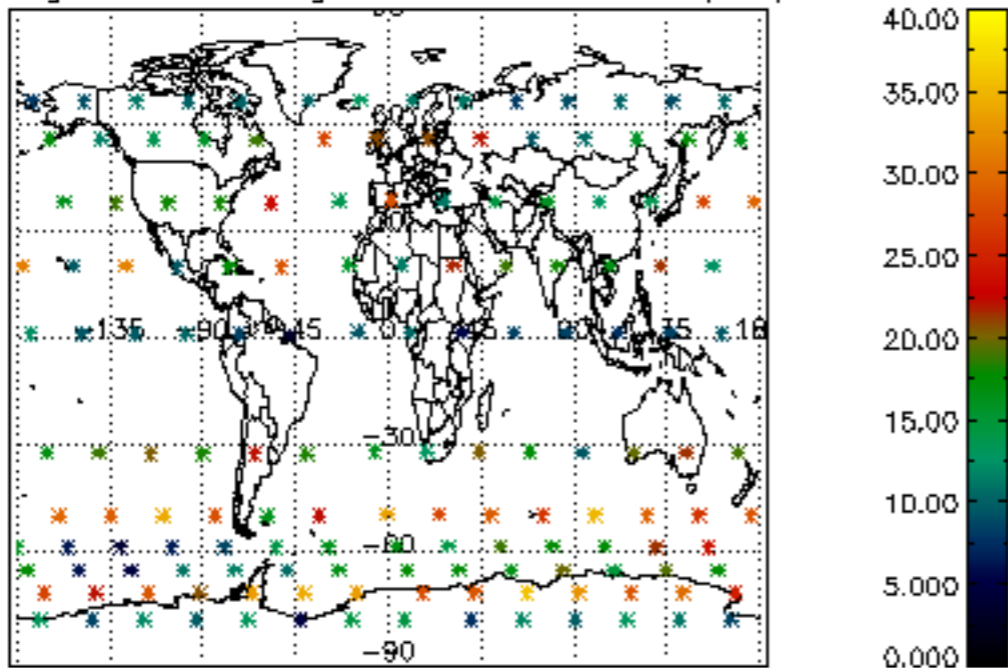
Percentage of cosmic ray hits per profile



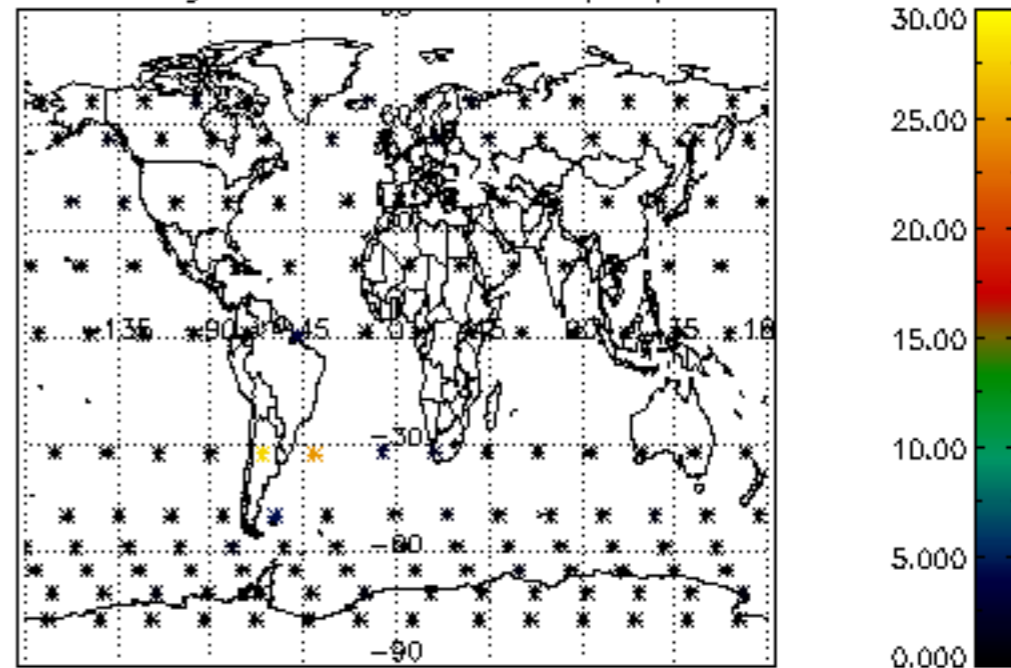
Percentage of datation errors per profile



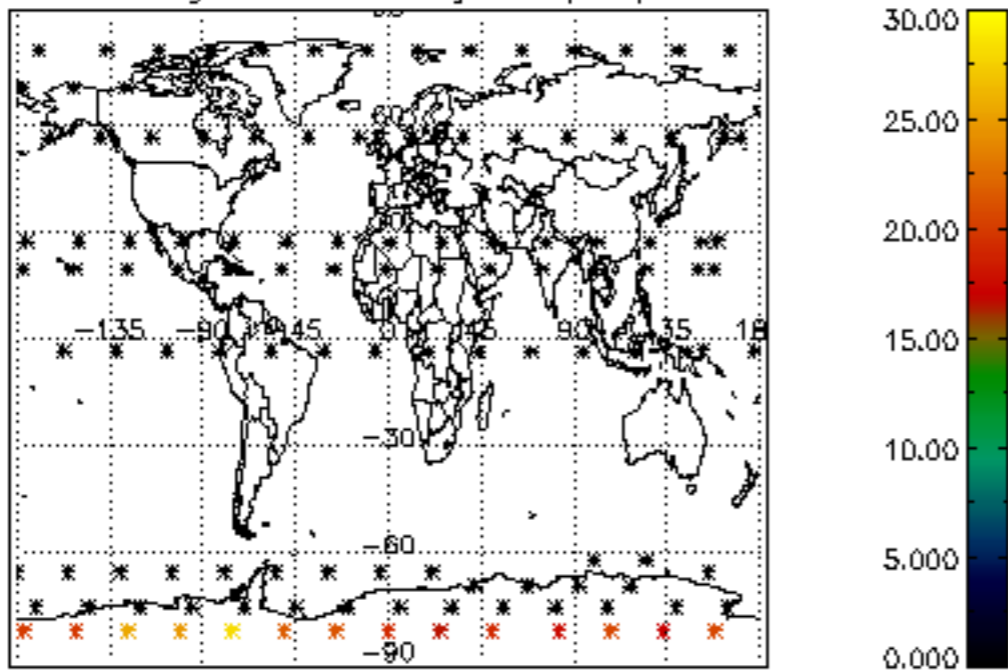
Percentage of star falling outside central band per profile



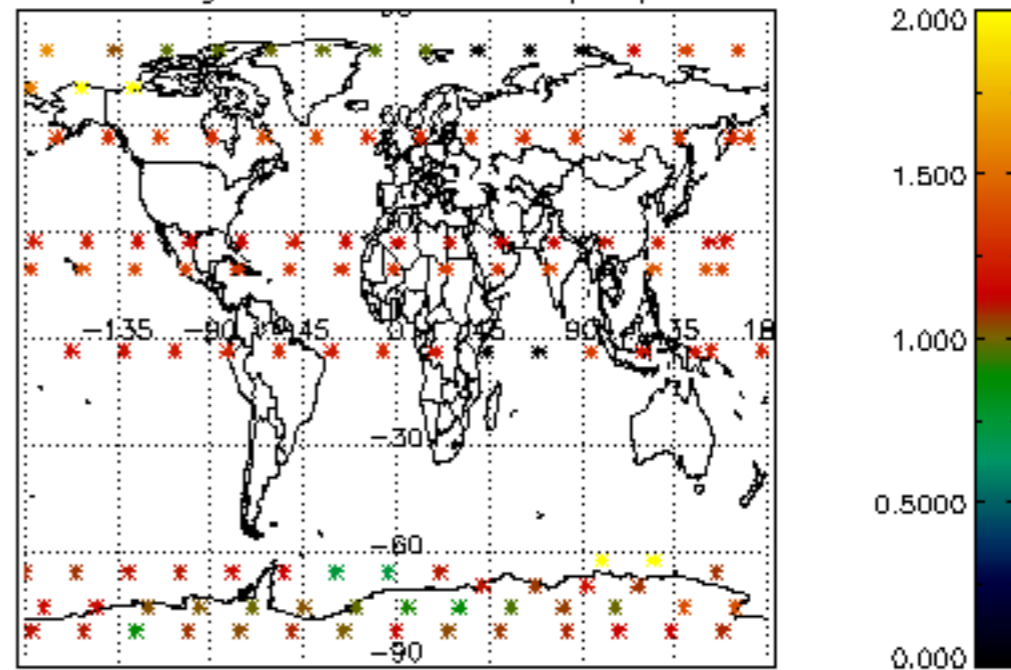
Percentage of saturation errors per profile



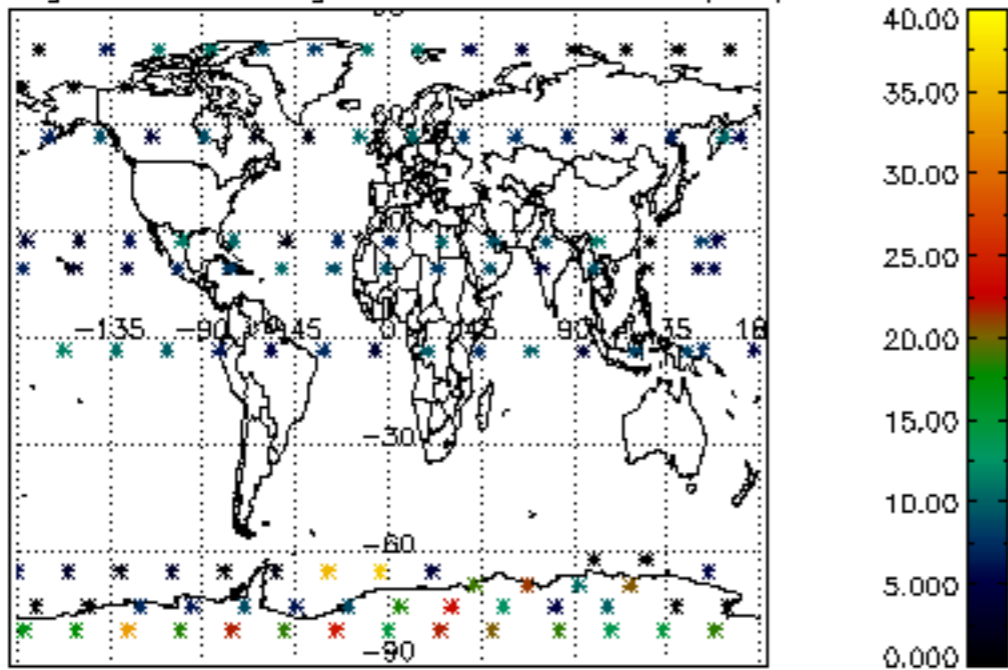
Percentage of cosmic ray hits per profile



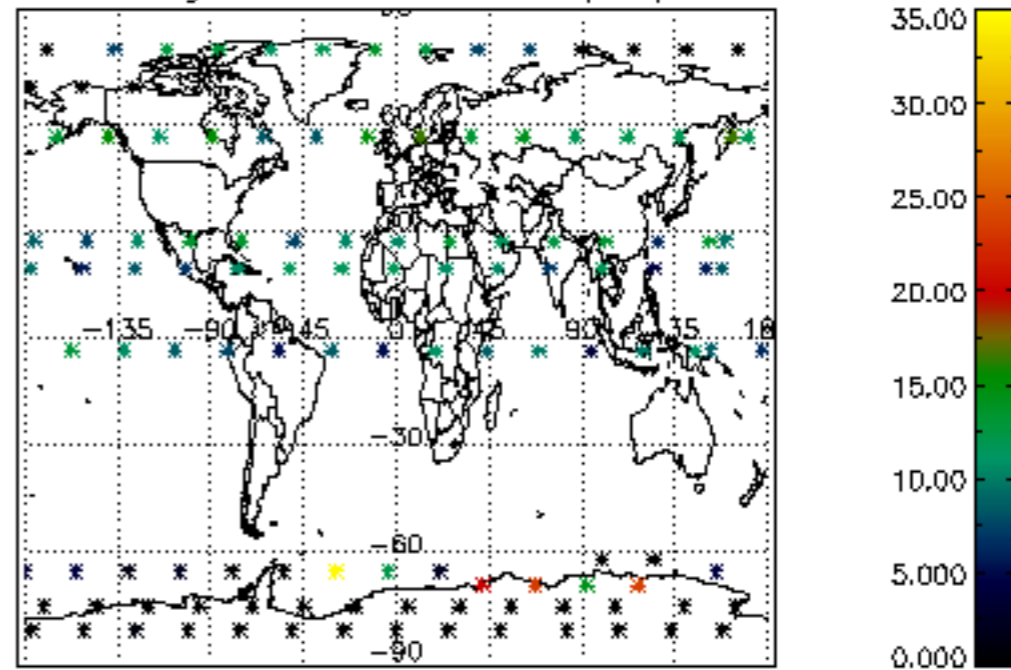
Percentage of datation errors per profile

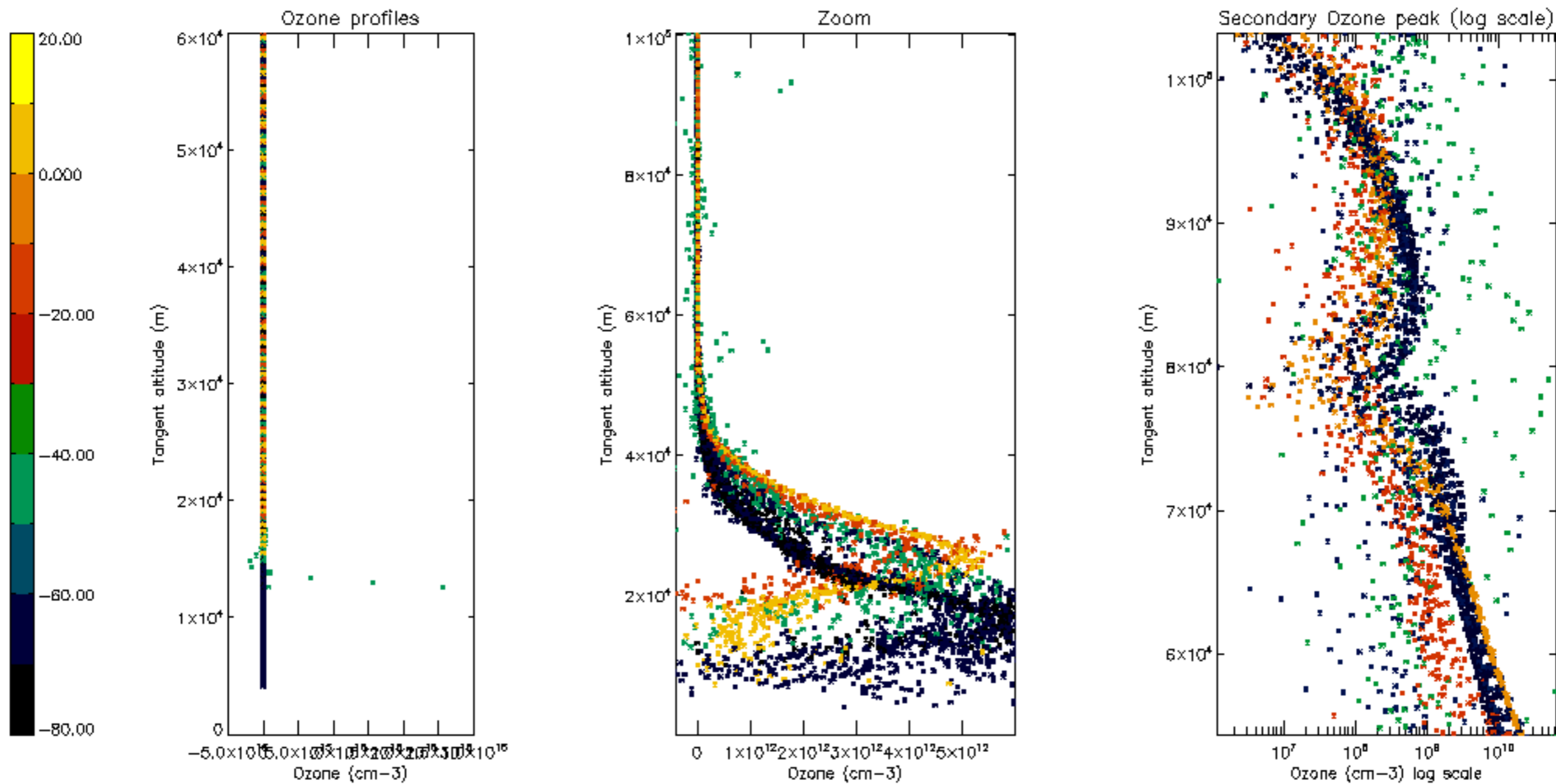


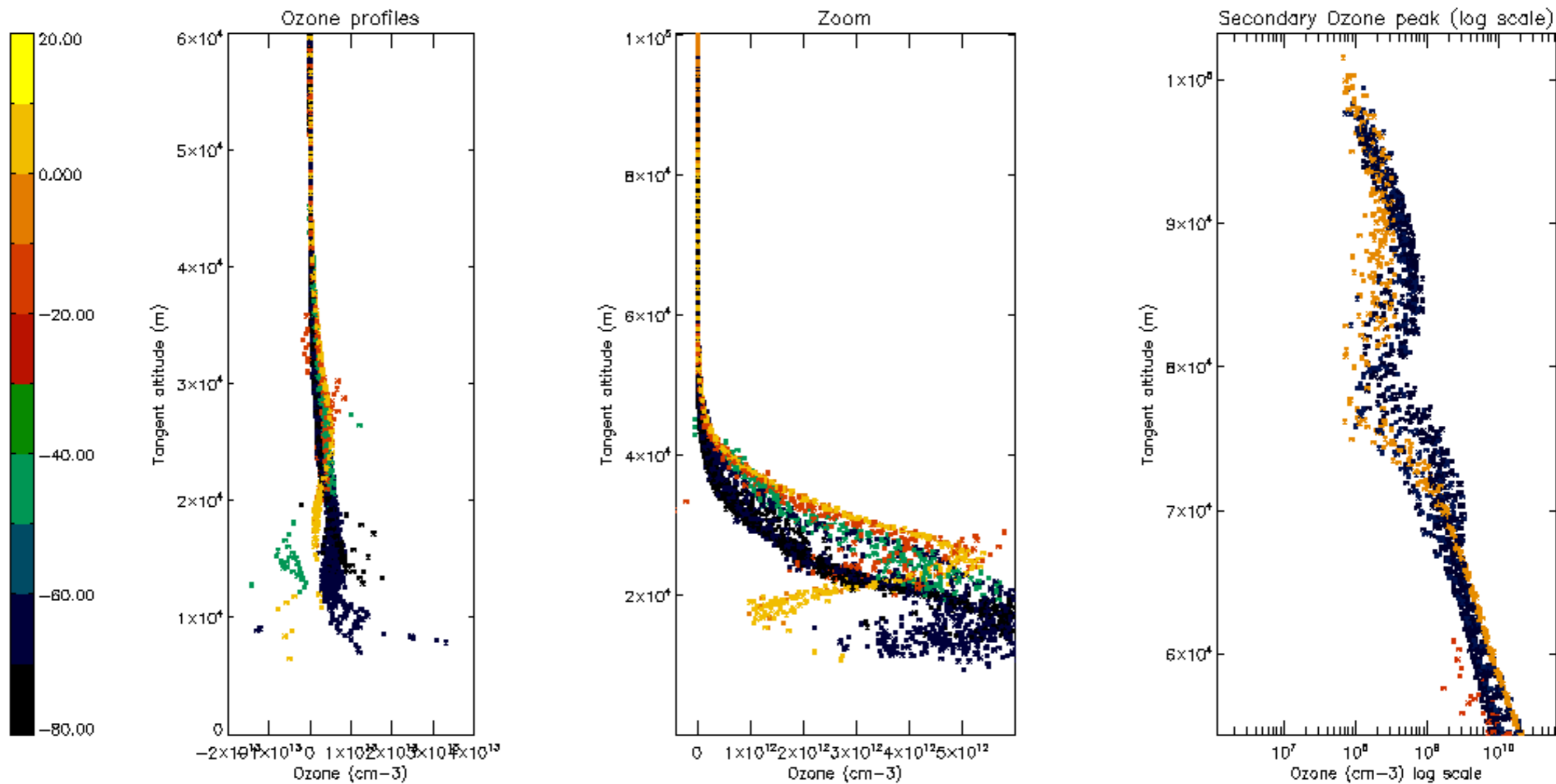
Percentage of star falling outside central band per profile

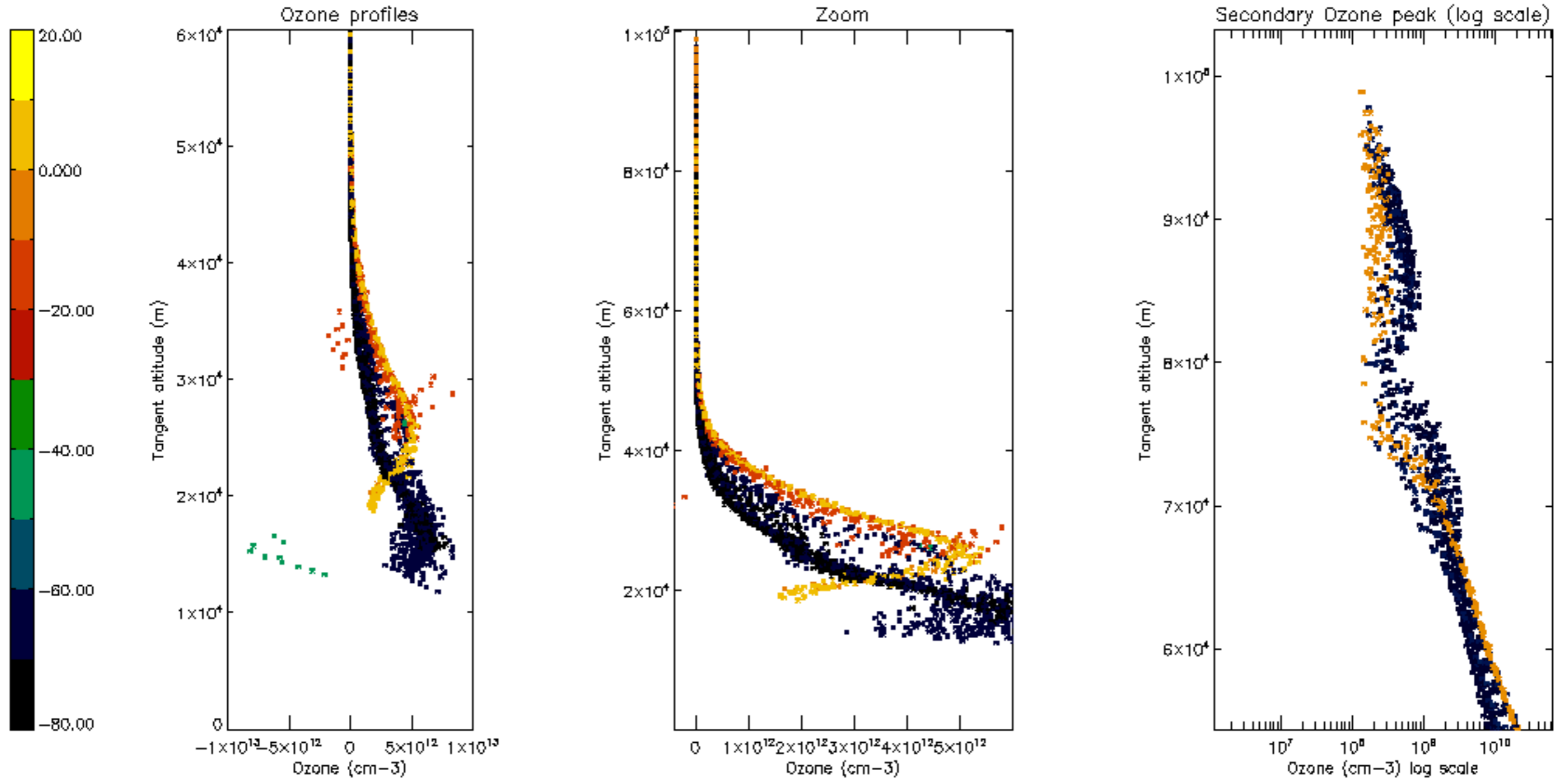


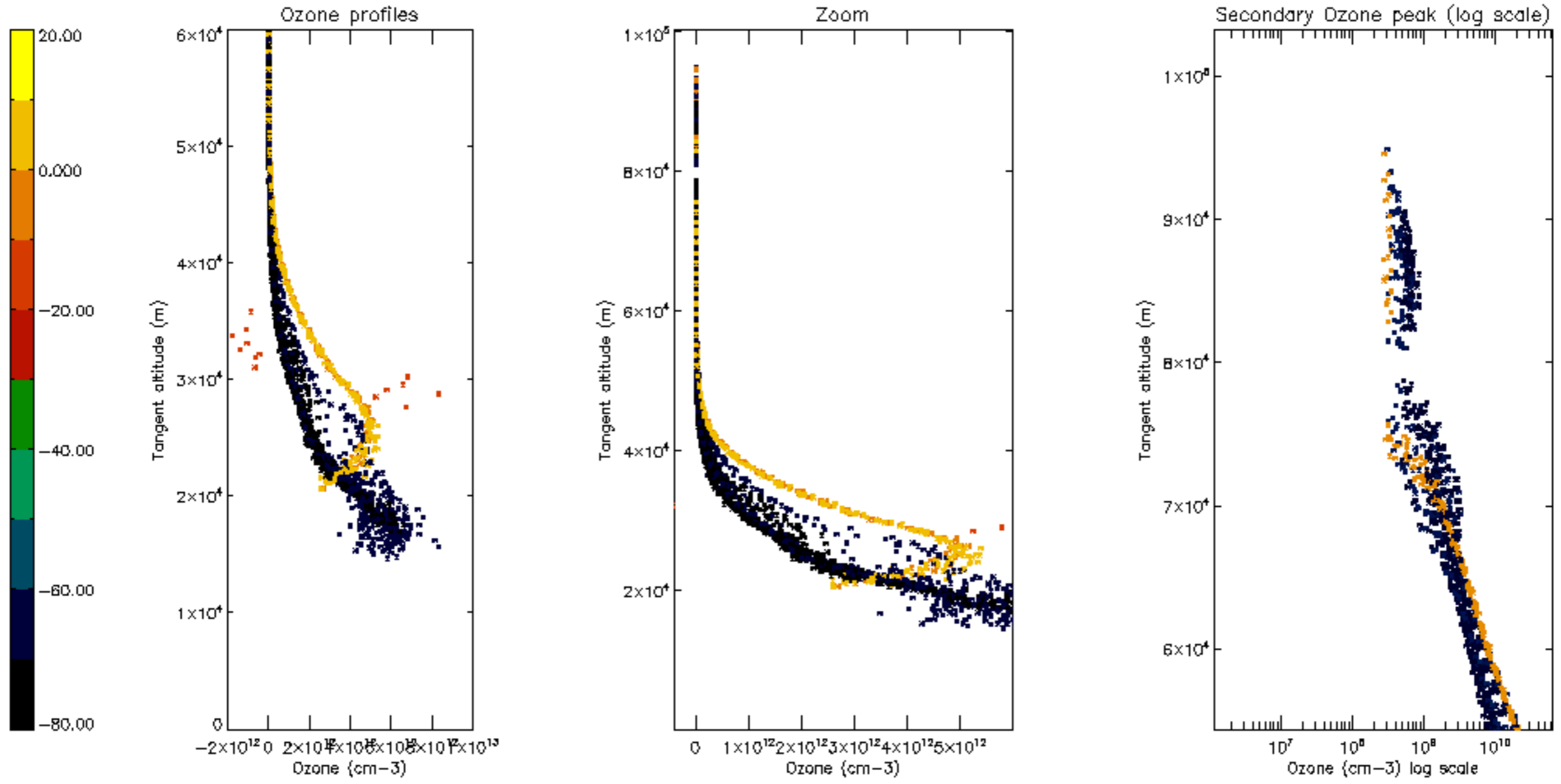
Percentage of saturation errors per profile

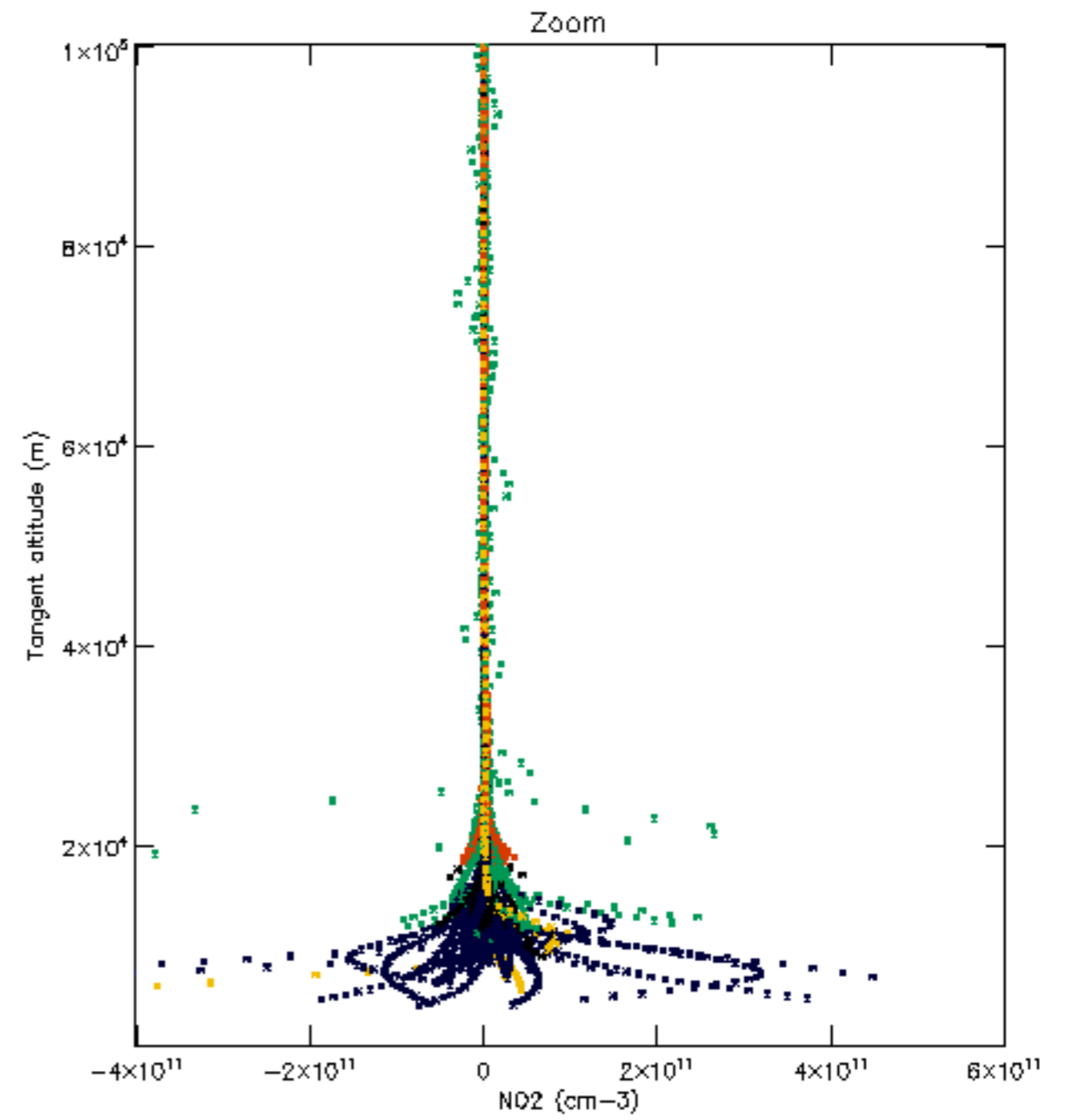
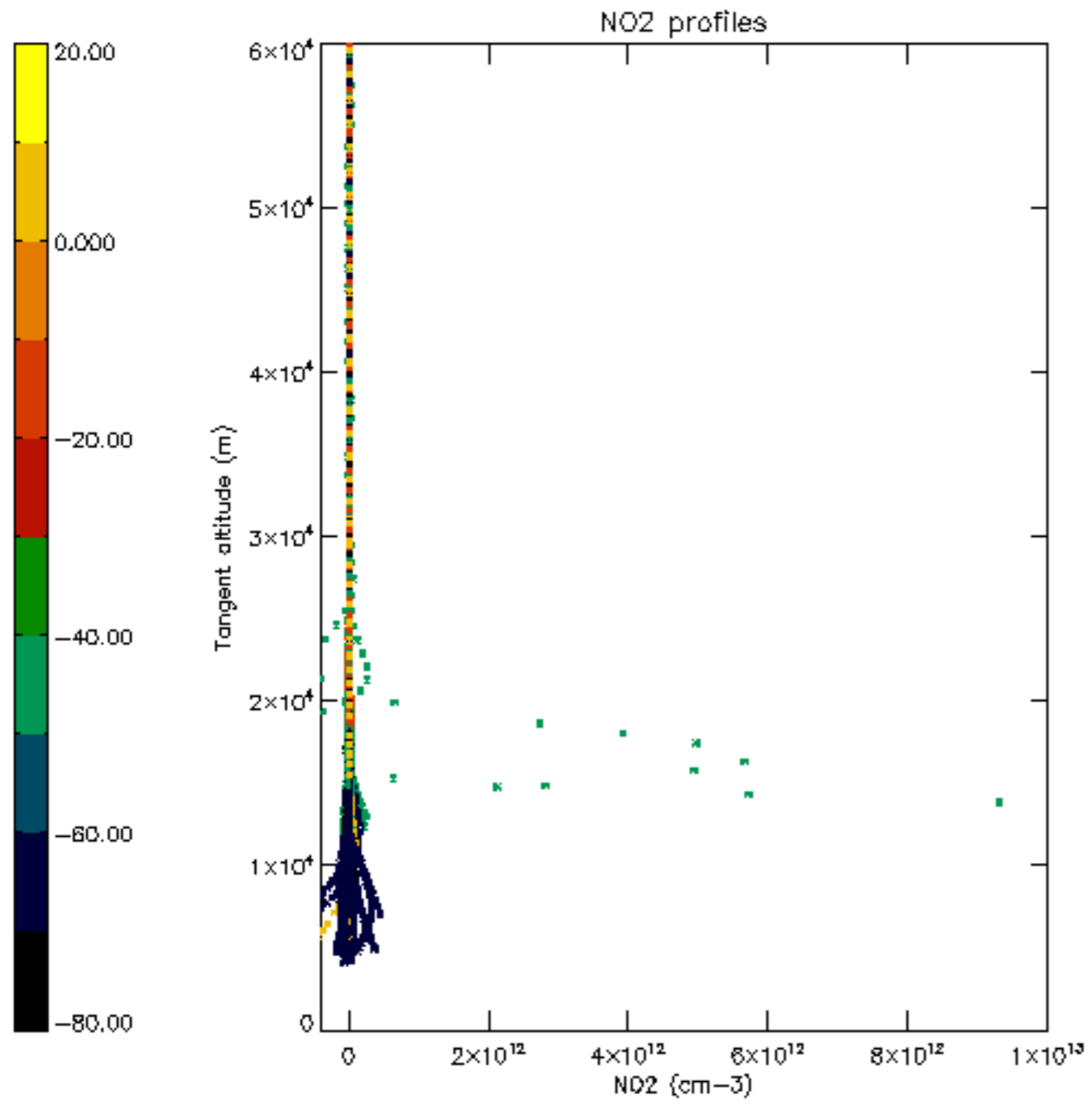


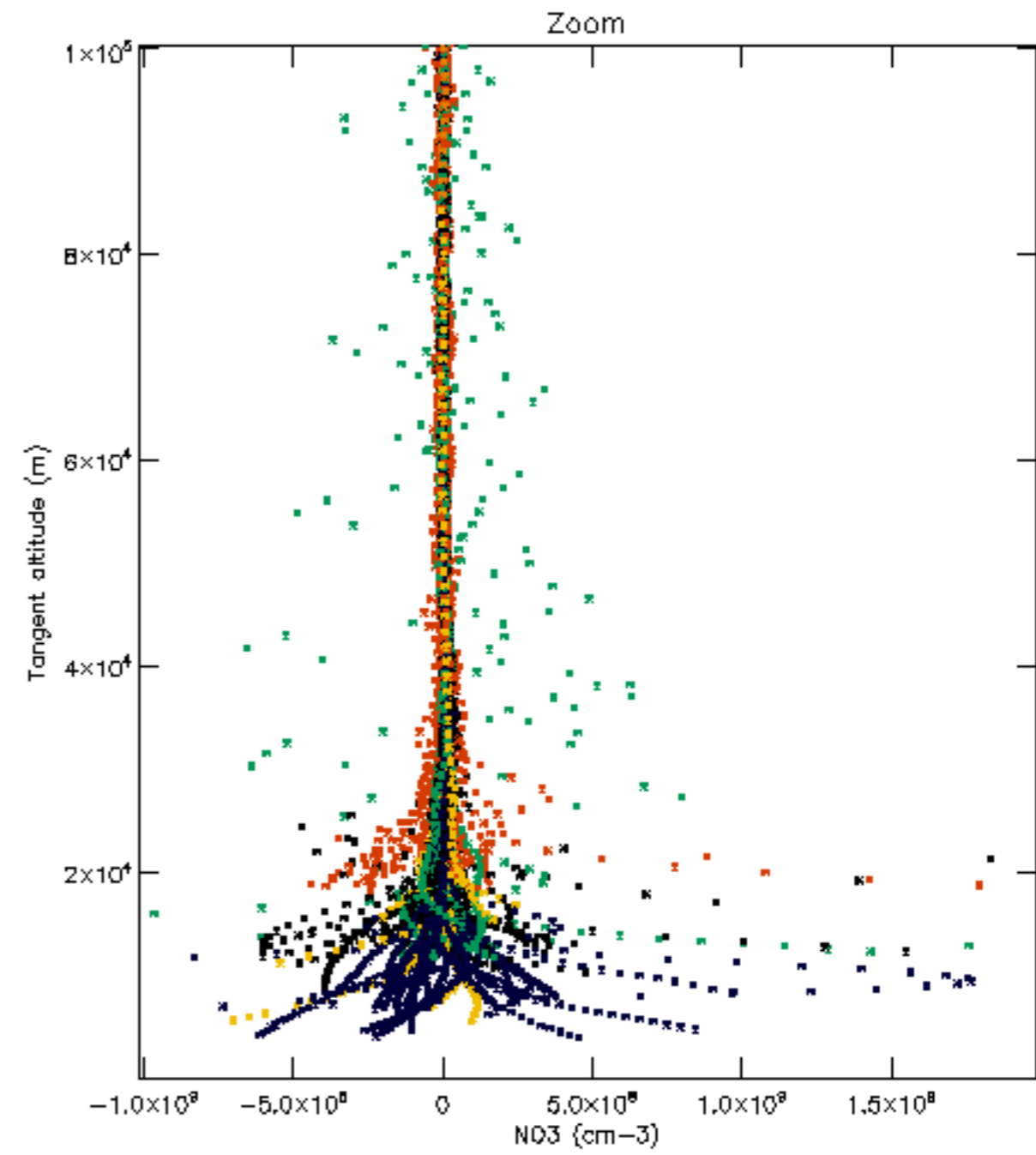
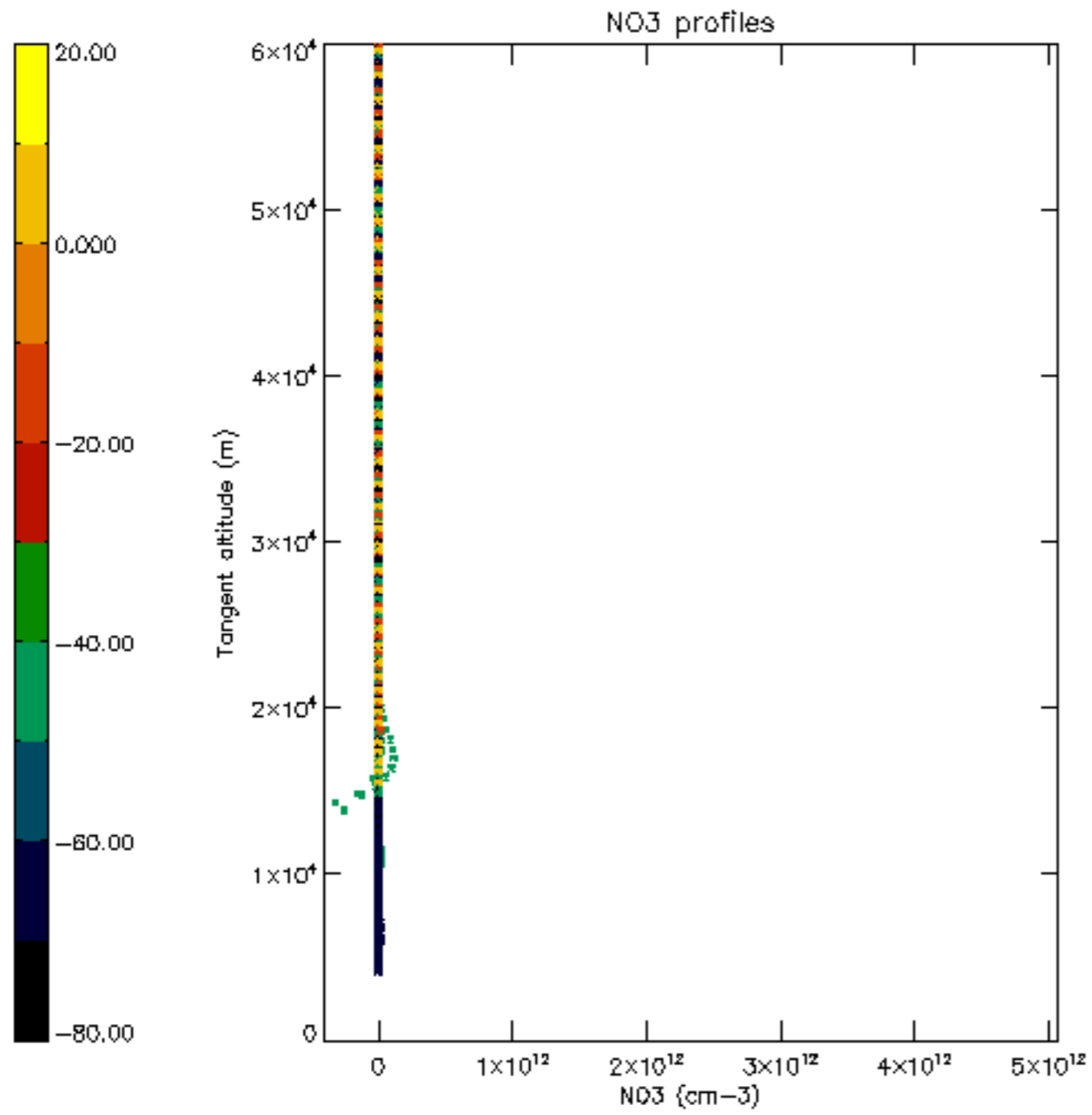


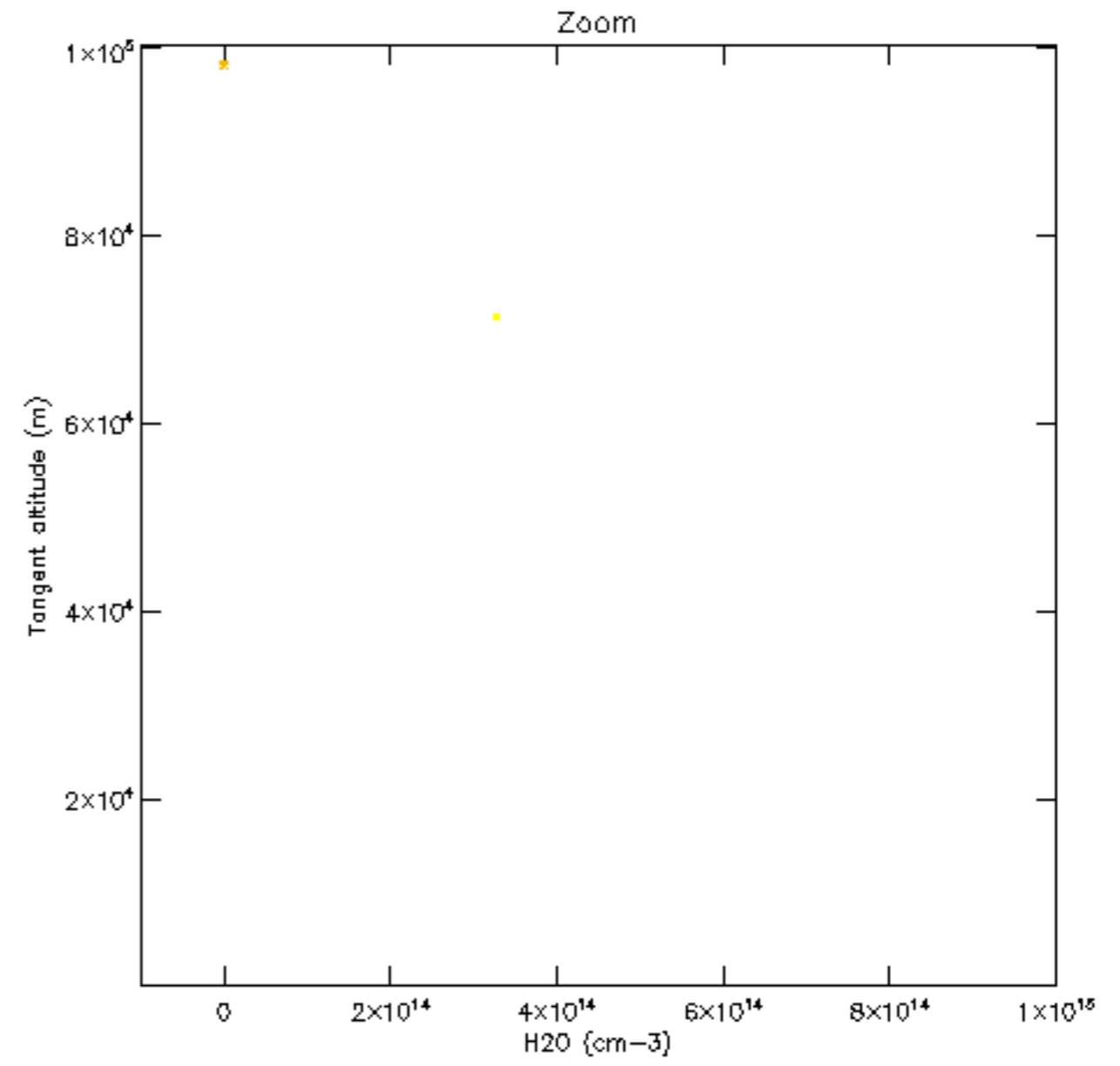
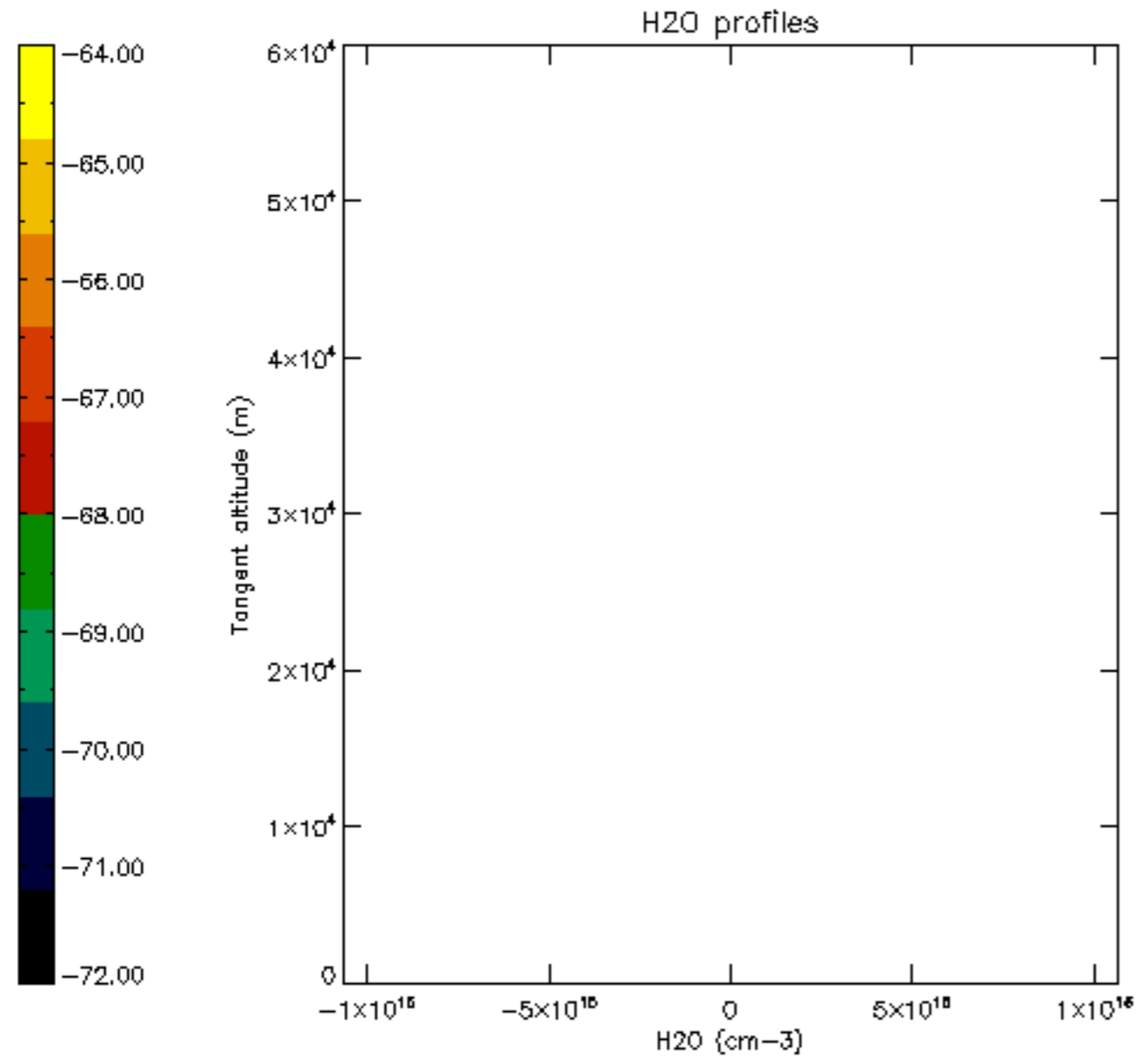


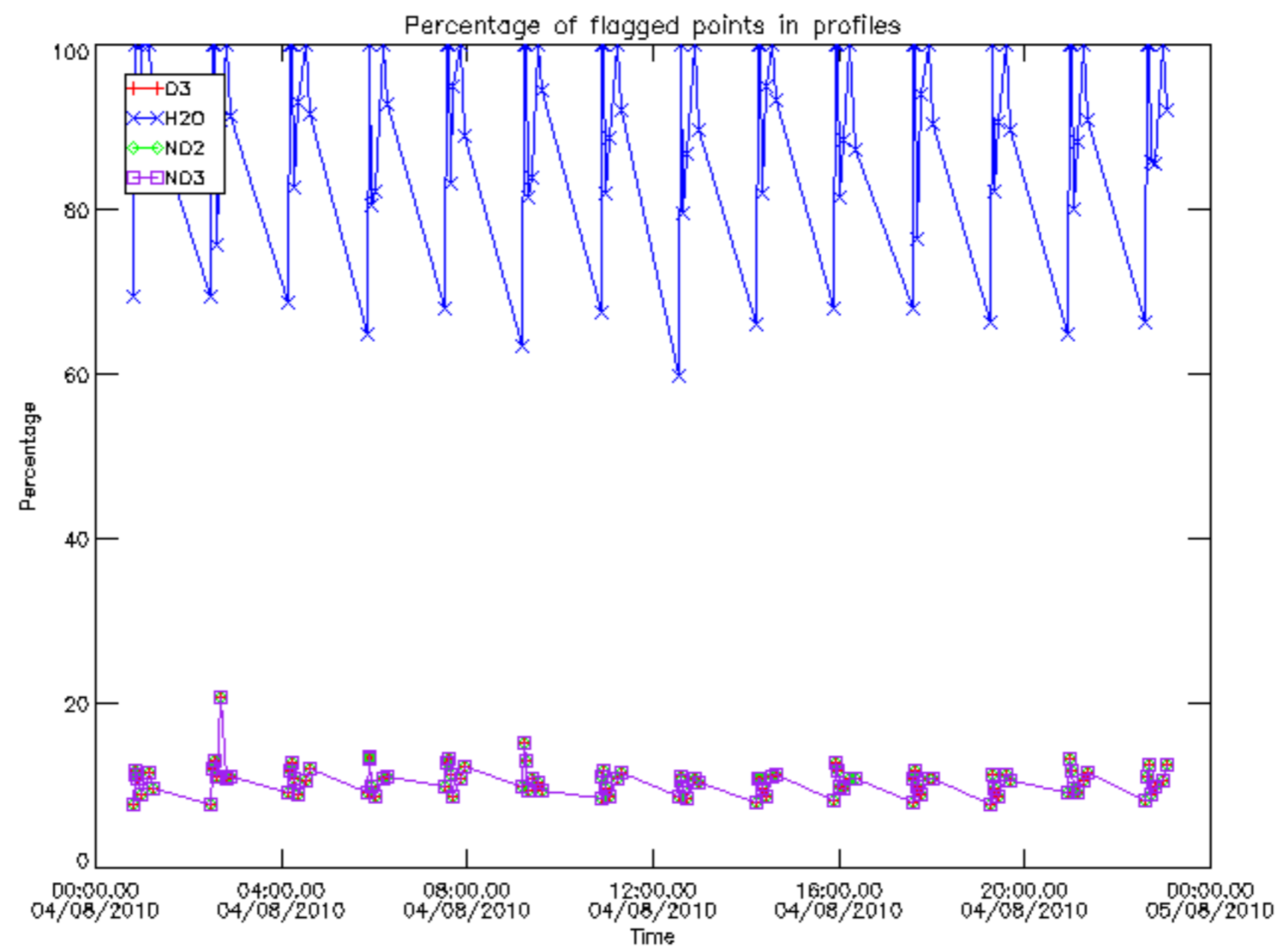




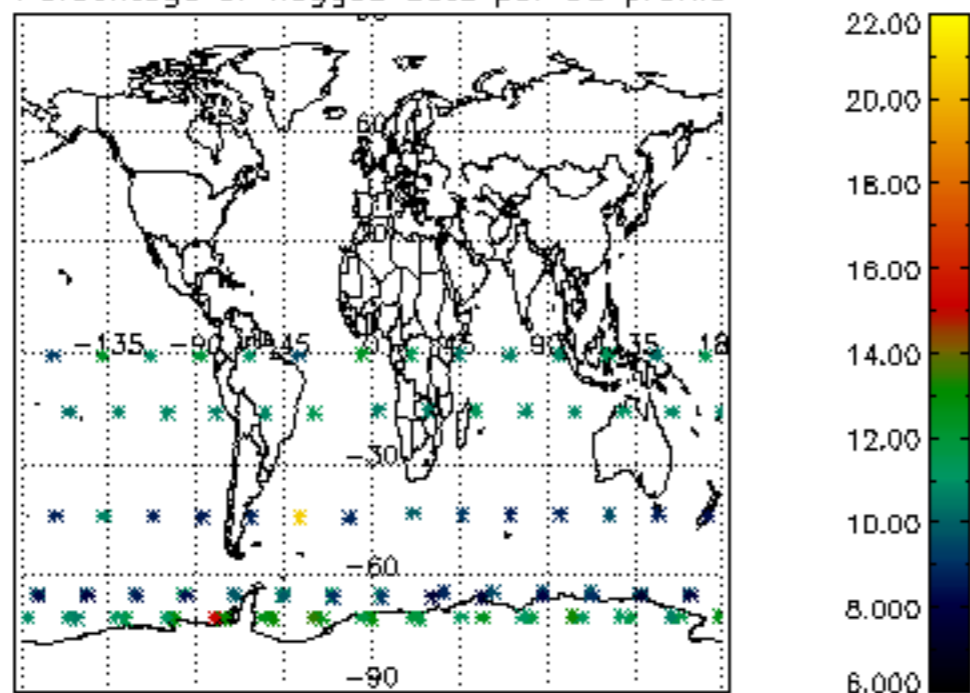




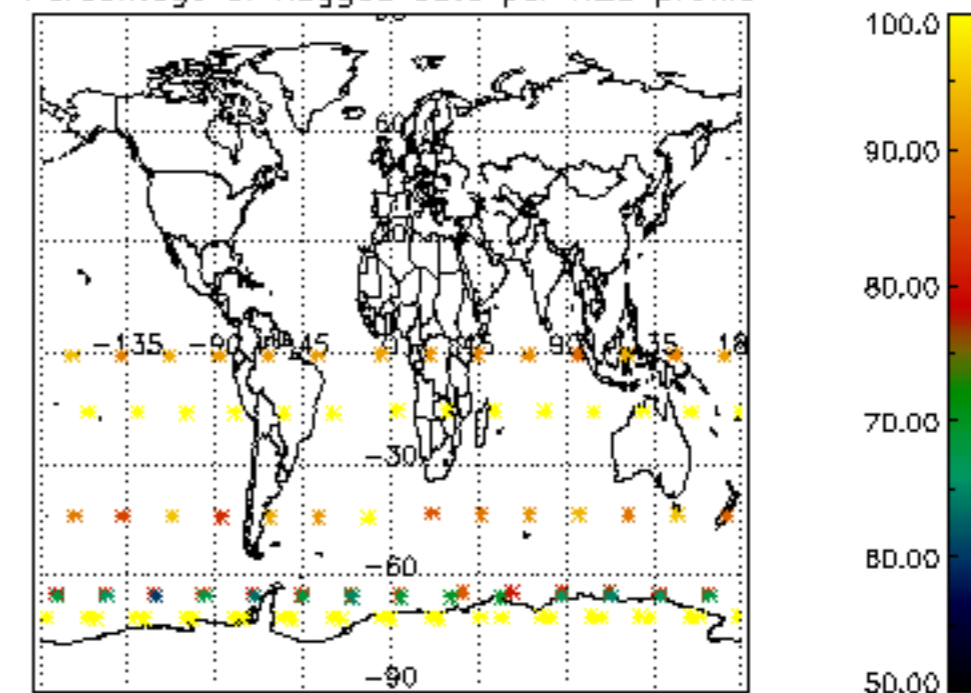




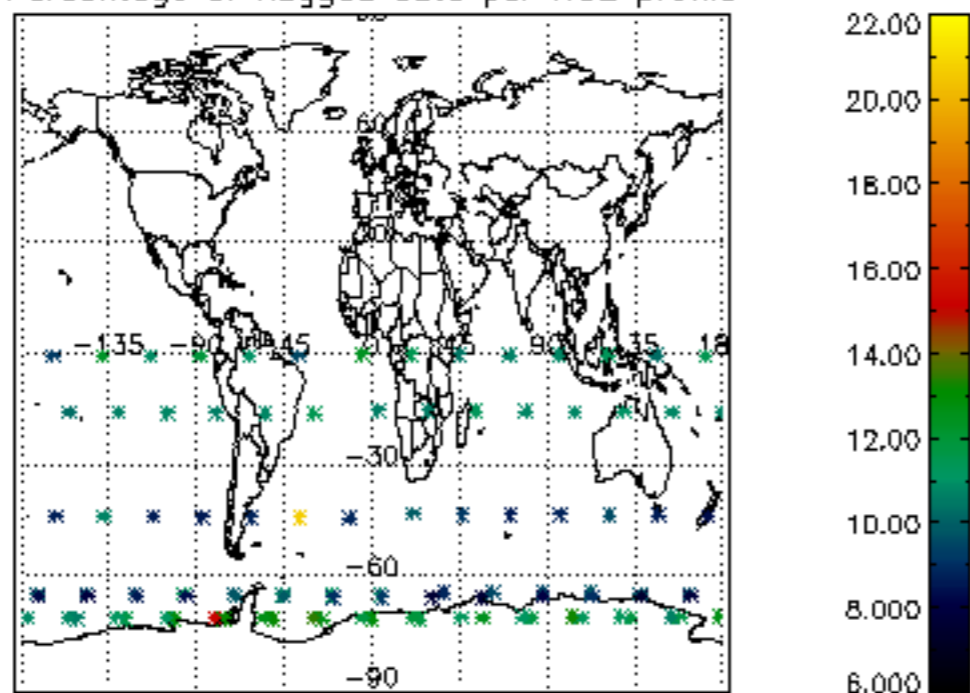
Percentage of flagged data per D3 profile



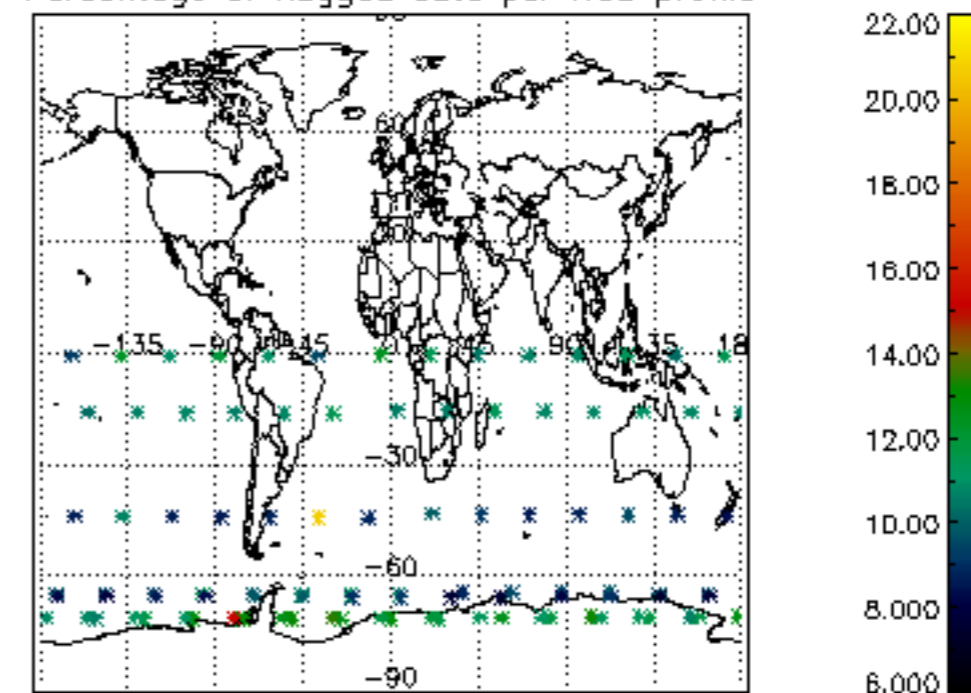
Percentage of flagged data per H2O profile

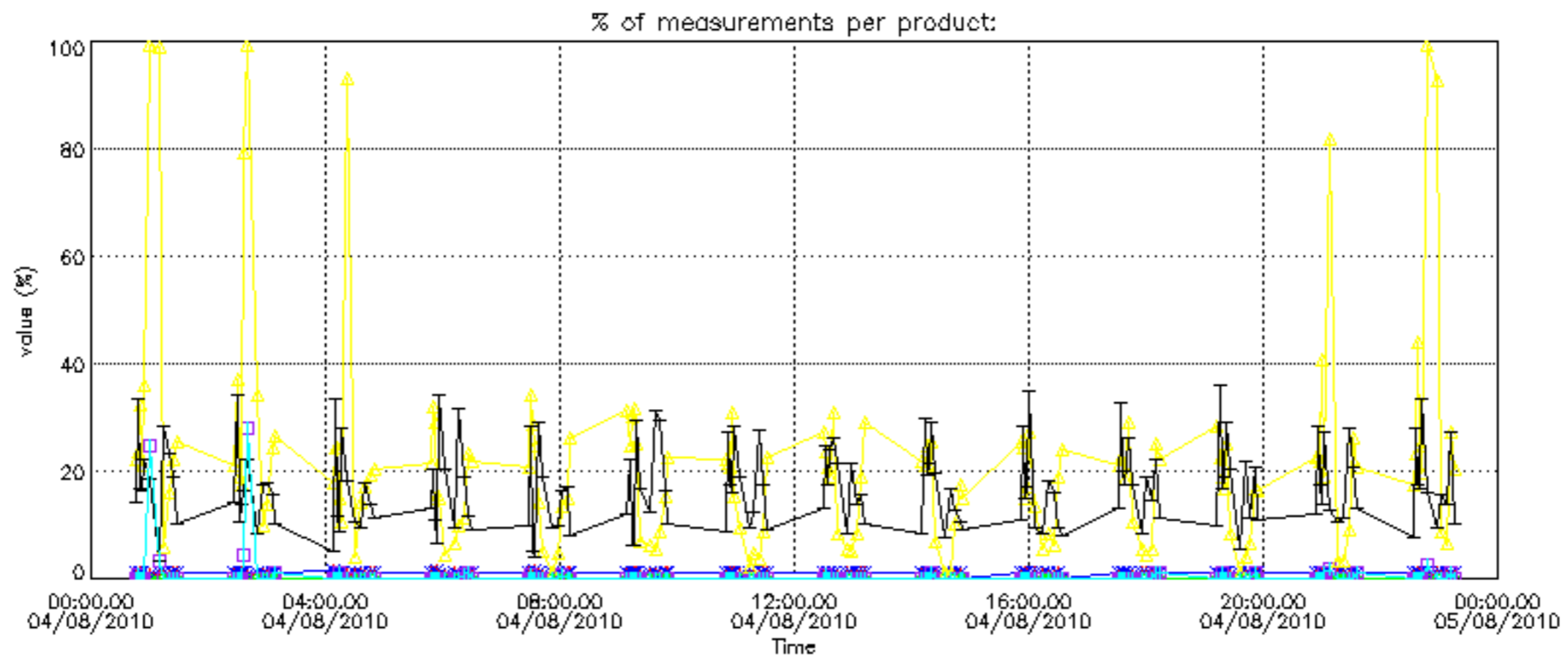
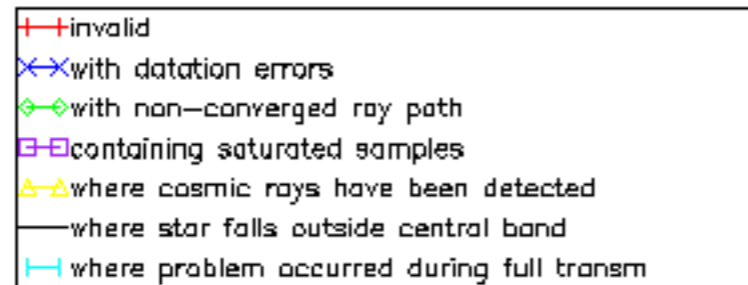


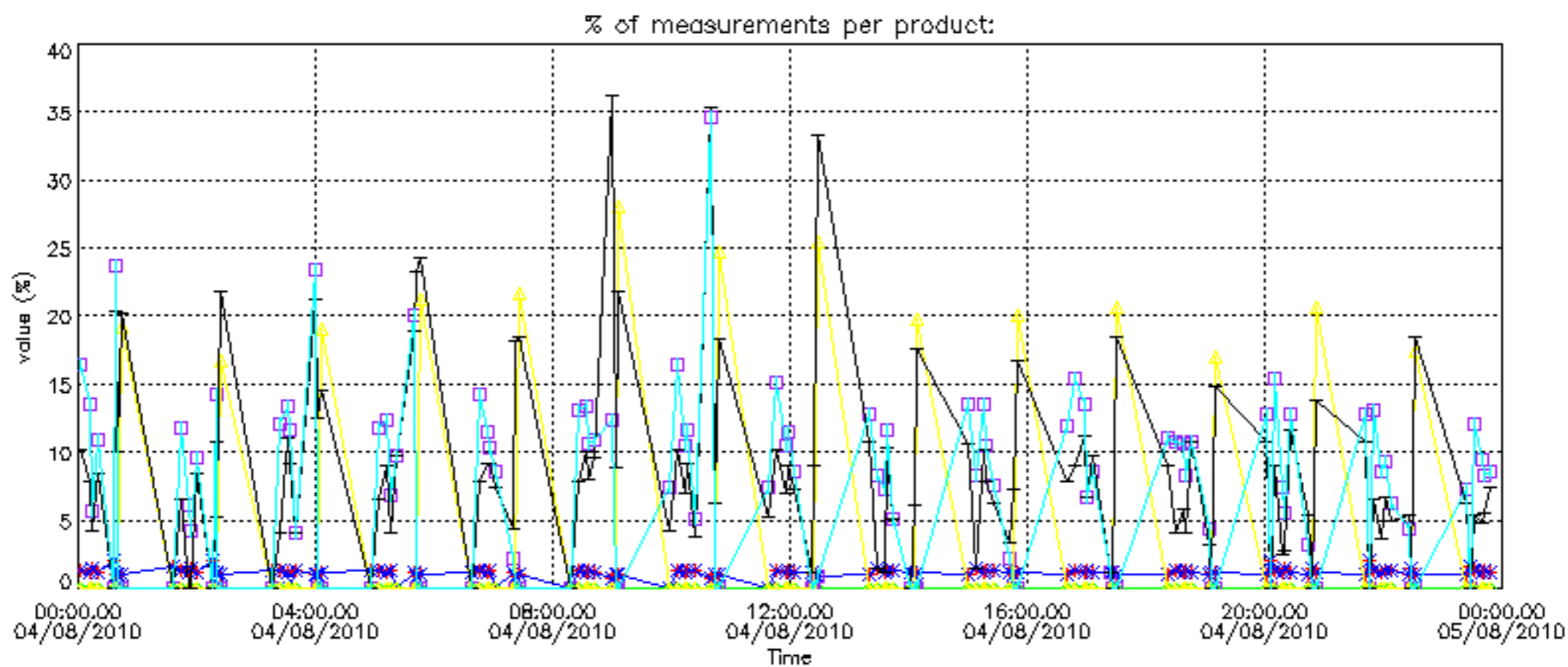
Percentage of flagged data per NO2 profile



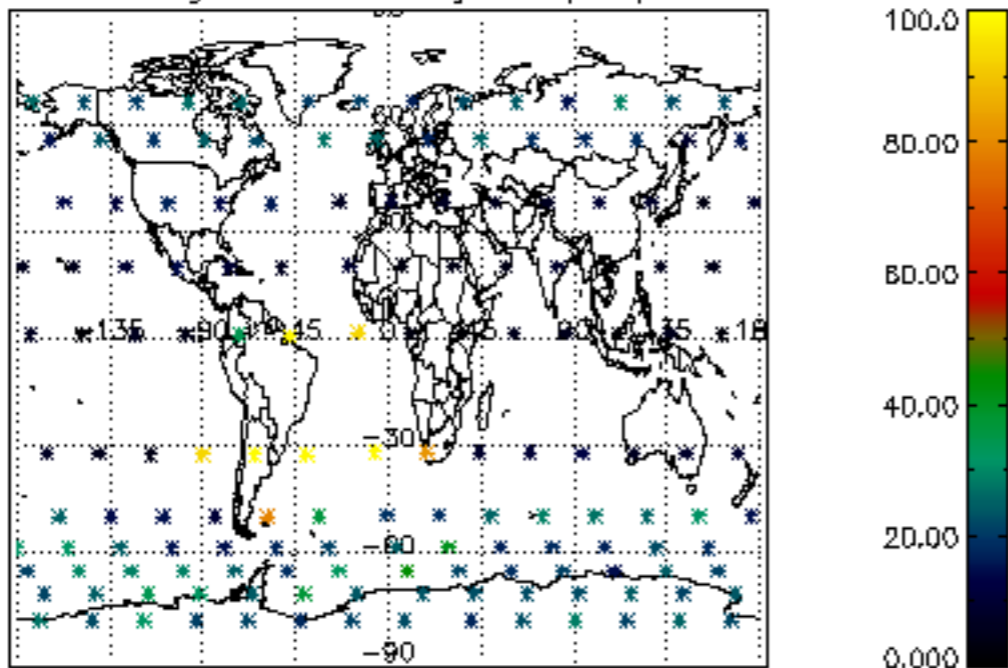
Percentage of flagged data per NO3 profile



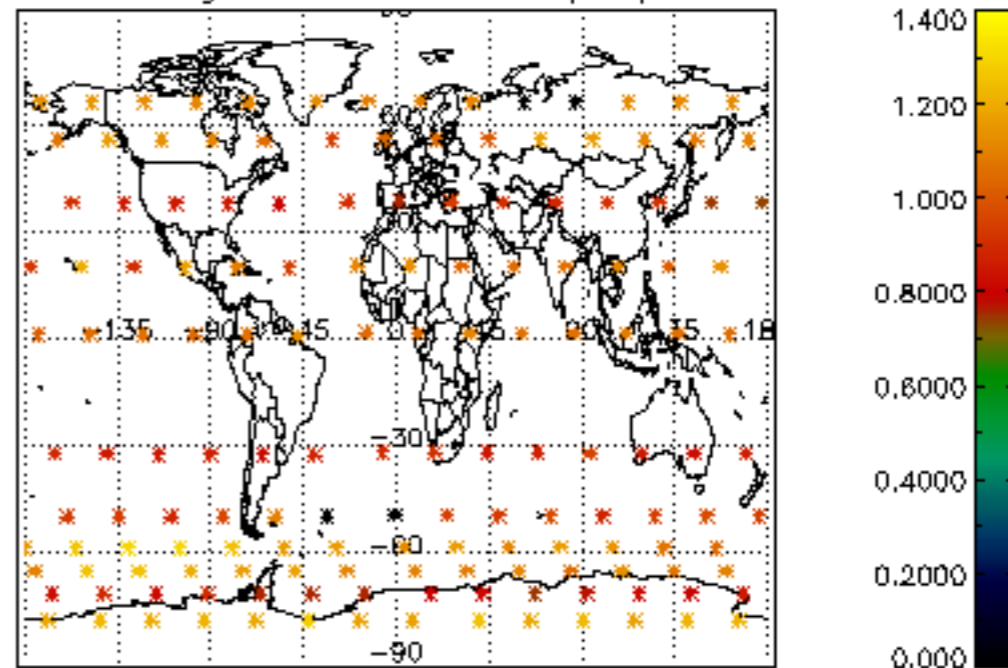




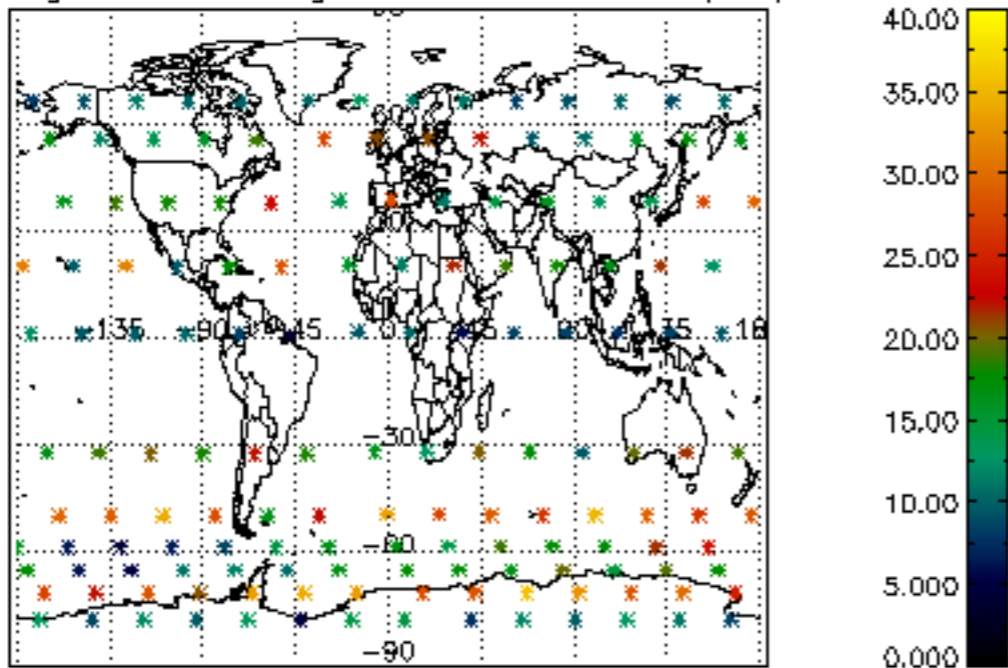
Percentage of cosmic ray hits per profile



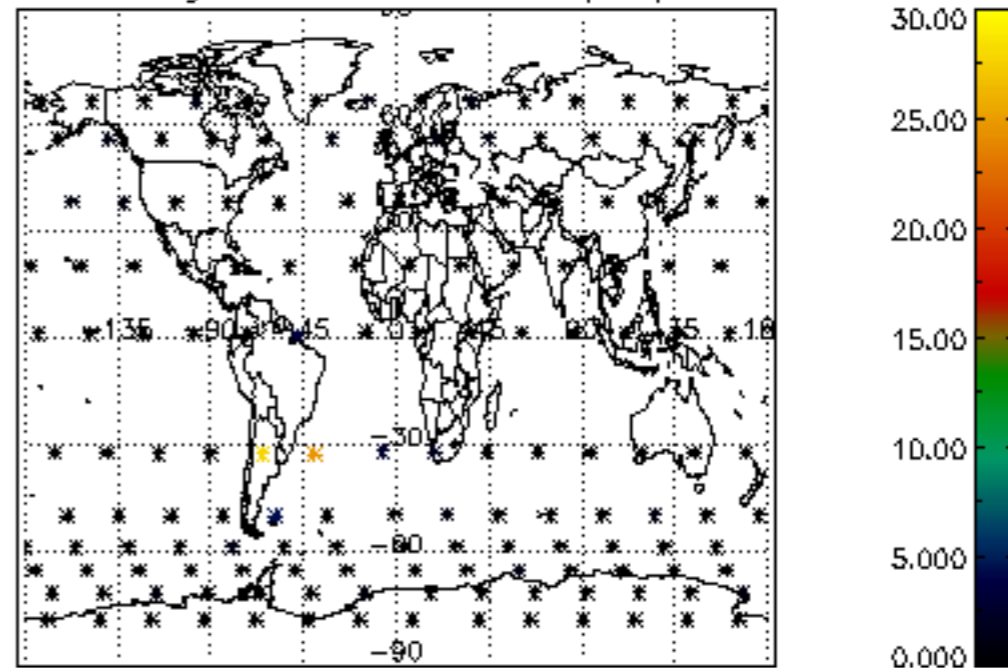
Percentage of datation errors per profile



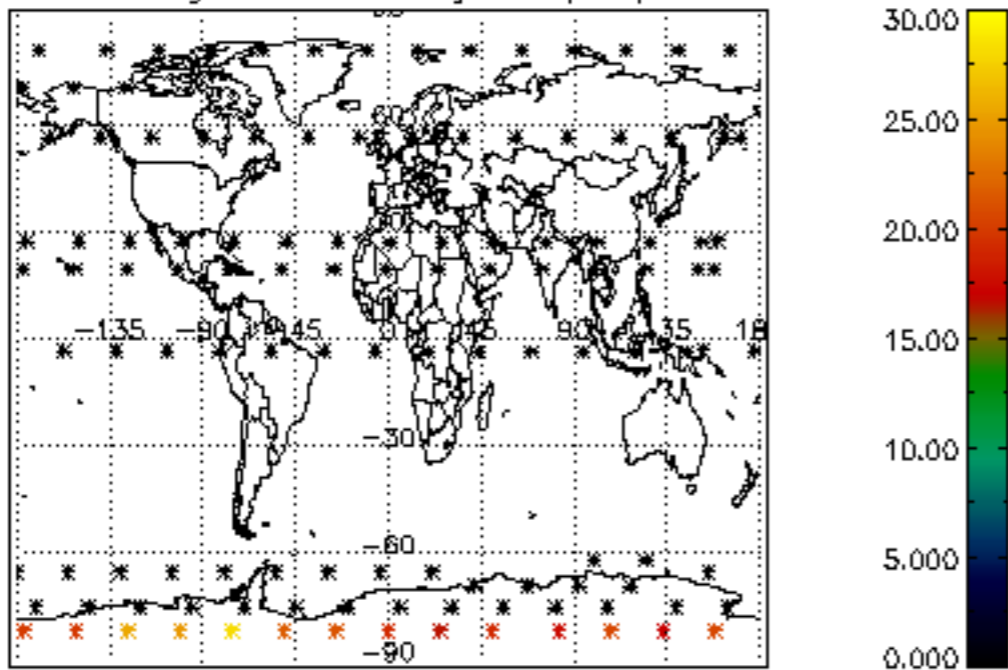
Percentage of star falling outside central band per profile



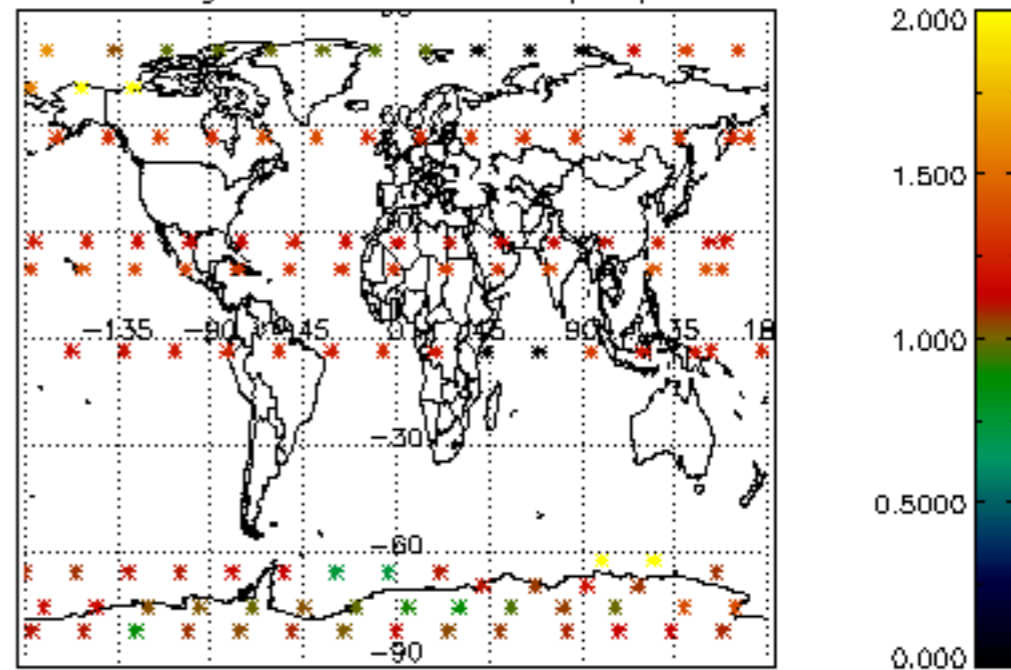
Percentage of saturation errors per profile



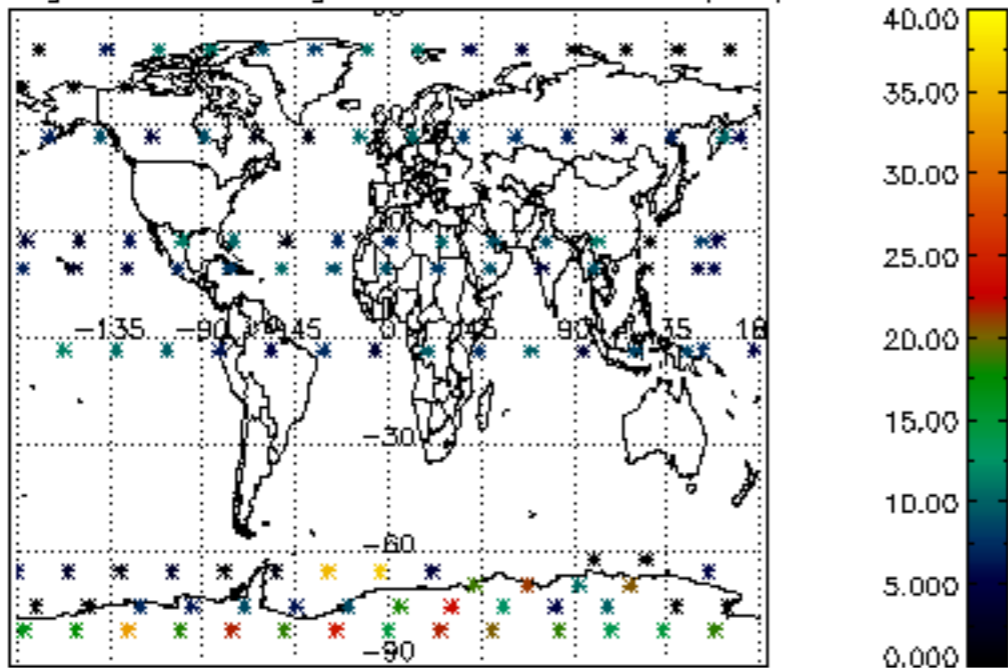
Percentage of cosmic ray hits per profile



Percentage of datation errors per profile



Percentage of star falling outside central band per profile



Percentage of saturation errors per profile

