

GOMOS Level 2 Daily Report

SUMMARY

[1. General Info](#)

[2. Summary of processed GOM_NL_2P products](#)

[3. Level 2 Quality information per product](#)

[3.1 Plot of level 2 quality information per product \(time dependant\)](#)

[3.2 Plot of level 2 quality information per product \(world map\)](#)

[4. Level 1 Quality information per product \(stored on level 2 products\)](#)

[4.1 Plot of level 1 quality information per product \(time dependant\)](#)

[4.1.1 Plot of level 1 quality information per product \(time dependant\): ASCENDING](#)

[4.1.2 Plot of level 1 quality information per product \(time dependant\): DESCENDING](#)

[4.2 Plot of level 1 quality information per product \(world map\)](#)

[4.2.1 Plot of level 1 quality information per product \(world map\): ASCENDING](#)

[4.2.2 Plot of level 1 quality information per product \(world map\): DESCENDING](#)

[5. Ozone profiles based on quality statistics and other trace gas profiles](#)

[5.1 Ozone statistics based on quality of products](#)

[5.2 Plot ozone profiles for all STD \(dark without errors\)](#)

[5.3 Plot ozone profiles where STD < 20% \(dark without errors\)](#)

[5.4. Plot ozone profiles where STD < 10% \(dark without errors\)](#)

[5.5. Plot ozone profiles where STD < 5% \(dark without errors\)](#)

[5.6 Plot NO2 profiles for all STD \(dark without errors\)](#)

[5.7 Plot NO3 profiles for all STD \(dark without errors\)](#)

[5.8 Plot H2O profiles \(only for occultations of stars 1,2,3,4,13,14,16,26,63 dark without errors\) for all STD](#)

[6. Auxiliary Data Files used for the production reported in section 2](#)

This report presents the daily analysis on parameters extracted from GOMOS level 2 data (GOM_NL__2P). It is intended to monitor some important parameters that will impact the quality of these products. A list of level 2 products (and content) that have arrived during the reporting day to the PCF is also given.

Item	Value
Time of report generation	29APR2013 12:51:43
Data source version	GOMOS/6.01
Start time of products	10-07-2010 (10JUL2010 00:00:00)
Stop time of products	11-07-2010 (11JUL2010 00:00:00)
Store outputs in DB	Yes
Nb of level 2 prods	272
Nb of prods with errors	0

2. Summary of processed GOM_NL__2P products.

Nr	Filename	UTC Start time	Limb	Duration	Star Id	Star Name	Star Mag	Star Temp	Nb Meas	Orbit	Prod. error
1	GOM_NL__2PRFIN20100710_000034_00000412091_00059_43700_0121.N1	10-JUL-2010 00:00:34	Bright	40.500	69	33Gam Dra	2.2310	3800.0	81	43700	No
2	GOM_NL__2PRFIN20100710_000826_00000452091_00059_43700_0122.N1	10-JUL-2010 00:08:26	Bright	44.500	89	5Alp Cep	2.4510	8000.0	89	43700	No
3	GOM_NL__2PRFIN20100710_001706_00000452091_00059_43700_0123.N1	10-JUL-2010 00:17:06	Bright	45.000	76	27Gam Cas	2.3000	30000.	90	43700	No
4	GOM_NL__2PRFIN20100710_002136_00000412091_00059_43700_0124.N1	10-JUL-2010 00:21:36	Bright	41.000	160	23Gam Per	2.9300	4700.0	82	43700	No
5	GOM_NL__2PRFIN20100710_002331_00000352091_00059_43700_0125.N1	10-JUL-2010 00:23:31	Bright	35.000	175	39Del Per	3.0100	19400.	70	43700	No
6	GOM_NL__2PRFIN20100710_002541_00000522091_00059_43700_0126.N1	10-JUL-2010 00:25:41	Bright	52.000	79	26Bet Per	2.3100	13100.	104	43700	No
7	GOM_NL__2PRFIN20100710_002821_00000432091_00059_43700_0127.N1	10-JUL-2010 00:28:21	Bright	43.000	150	44Zet Per	2.8900	28000.	86	43700	No
8	GOM_NL__2PRFIN20100710_003047_00000442091_00059_43700_0128.N1	10-JUL-2010 00:30:47	Twilight	43.500	146	25Eta Tau	2.8730	15200.	87	43700	No
9	GOM_NL__2PRFIN20100710_003804_00000572091_00059_43700_0129.N1	10-JUL-2010 00:38:04	Dark	57.000	94	92Alp Cet	2.5260	3100.0	114	43700	No
10	GOM_NL__2PRFIN20100710_005622_00000522091_00060_43701_0127.N1	10-JUL-2010 00:56:22	Dark	51.500	9	Alp Eri	0.45300	24000.	103	43701	No
11	GOM_NL__2PRFIN20100710_005832_00000572091_00060_43701_0128.N1	10-JUL-2010 00:58:32	Dark	56.500	84	Alp Phe	2.3970	4500.0	113	43701	No
12	GOM_NL__2PRFIN20100710_010444_00000642091_00060_43701_0129.N1	10-JUL-2010 01:04:44	Straylight	63.500	63	Bet Gru	2.1500	2800.0	127	43701	No
13	GOM_NL__2PRFIN20100710_010629_00000592091_00060_43701_0130.N1	10-JUL-2010 01:06:29	Straylight	59.000	31	Alp Gru	1.7340	15200.	118	43701	No
14	GOM_NL__2PRFIN20100710_010803_00000482091_00060_43701_0131.N1	10-JUL-2010 01:08:03	Straylight	48.000	45	Alp Pav	1.9400	26000.	96	43701	No
15	GOM_NL__2PRFIN20100710_010938_00000372091_00060_43701_0132.N1	10-JUL-2010 01:09:38	Straylight	37.000	172	Gam Gru	3.0030	13100.	74	43701	No
16	GOM_NL__2PRFIN20100710_011708_00000562091_00060_43701_0133.N1	10-JUL-2010 01:17:08	Bright	56.000	103	38Zet Sgr	2.6000	9700.0	112	43701	No
17	GOM_NL__2PRFIN20100710_011943_00000432091_00060_43701_0134.N1	10-JUL-2010 01:19:43	Bright	43.000	155	41Pi Sgr	2.9000	6600.0	86	43701	No
18	GOM_NL__2PRFIN20100710_013059_00000442091_00060_43701_0135.N1	10-JUL-2010 01:30:59	Bright	43.500	168	17Zet Aql	2.9860	11000.	87	43701	No
19	GOM_NL__2PRFIN20100710_013802_00000392091_00060_43701_0136.N1	10-JUL-2010 01:38:02	Bright	38.500	5	3Alp Lyr	0.033000	11000.	77	43701	No
20	GOM_NL__2PRFIN20100710_014110_00000352091_00060_43701_0137.N1	10-JUL-2010 01:41:10	Bright	35.000	69	33Gam Dra	2.2310	3800.0	70	43701	No
21	GOM_NL__2PRFIN20100710_014901_00000462091_00060_43701_0138.N1	10-JUL-2010 01:49:01	Bright	45.500	89	5Alp Cep	2.4510	8000.0	91	43701	No
22	GOM_NL__2PRFIN20100710_015741_00000452091_00060_43701_0139.N1	10-JUL-2010 01:57:41	Bright	45.000	76	27Gam Cas	2.3000	30000.	90	43701	No
23	GOM_NL__2PRFIN20100710_020211_00000412091_00060_43701_0140.N1	10-JUL-2010 02:02:11	Bright	40.500	160	23Gam Per	2.9300	4700.0	81	43701	No
24	GOM_NL__2PRFIN20100710_020407_00000352091_00060_43701_0141.N1	10-JUL-2010 02:04:07	Bright	34.500	175	39Del Per	3.0100	19400.	69	43701	No
25	GOM_NL__2PRFIN20100710_020617_00000372091_00060_43701_0142.N1	10-JUL-2010 02:06:17	Bright	36.500	79	26Bet Per	2.3100	13100.	73	43701	No
26	GOM_NL__2PRFIN20100710_020857_00000452091_00060_43701_0143.N1	10-JUL-2010 02:08:57	Bright	44.500	150	44Zet Per	2.8900	28000.	89	43701	No
27	GOM_NL__2PRFIN20100710_021123_00000442091_00060_43701_0144.N1	10-JUL-2010 02:11:23	Twilight	44.000	146	25Eta Tau	2.8730	15200.	88	43701	No
28	GOM_NL__2PRFIN20100710_021841_00000562091_00060_43701_0145.N1	10-JUL-2010 02:18:41	Dark	56.000	94	92Alp Cet	2.5260	3100.0	112	43701	No
29	GOM_NL__2PRFIN20100710_023659_00000492091_00061_43702_0138.N1	10-JUL-2010 02:36:59	Dark	49.000	9	Alp Eri	0.45300	24000.	98	43702	No
30	GOM_NL__2PRFIN20100710_023910_00000522091_00061_43702_0139.N1	10-JUL-2010 02:39:10	Dark	51.500	84	Alp Phe	2.3970	4500.0	103	43702	No
31	GOM_NL__2PRFIN20100710_024521_00000612091_00061_43702_0140.N1	10-JUL-2010 02:45:21	Straylight	61.000	63	Bet Gru	2.1500	2800.0	122	43702	No
32	GOM_NL__2PRFIN20100710_024706_00000522091_00061_43702_0141.N1	10-JUL-2010 02:47:06	Straylight	51.500	31	Alp Gru	1.7340	15200.	103	43702	No
33	GOM_NL__2PRFIN20100710_025015_00000382091_00061_43702_0142.N1	10-JUL-2010 02:50:15	Straylight	38.000	172	Gam Gru	3.0030	13100.	76	43702	No
34	GOM_NL__2PRFIN20100710_025745_00000442091_00061_43702_0143.N1	10-JUL-2010 02:57:45	Bright	44.000	103	38Zet Sgr	2.6000	9700.0	88	43702	No
35	GOM_NL__2PRFIN20100710_030019_00000412091_00061_43702_0144.N1	10-JUL-2010 03:00:19	Bright	41.000	155	41Pi Sgr	2.9000	6600.0	82	43702	No
36	GOM_NL__2PRFIN20100710_031135_00000422091_00061_43702_0145.N1	10-JUL-2010 03:11:35	Bright	41.500	168	17Zet Aql	2.9860	11000.	83	43702	No
37	GOM_NL__2PRFIN20100710_031838_00000432091_00061_43702_0146.N1	10-JUL-2010 03:18:38	Bright	43.000	5	3Alp Lyr	0.033000	11000.	86	43702	No
38	GOM_NL__2PRFIN20100710_032146_00000382091_00061_43702_0147.N1	10-JUL-2010 03:21:46	Bright	38.000	69	33Gam Dra	2.2310	3800.0	76	43702	No
39	GOM_NL__2PRFIN20100710_032936_00000462091_00061_43702_0148.N1	10-JUL-2010 03:29:36	Bright	45.500	89	5Alp Cep	2.4510	8000.0	91	43702	No
40	GOM_NL__2PRFIN20100710_033817_00000672091_00061_43702_0149.N1	10-JUL-2010 03:38:17	Bright	67.000	76	27Gam Cas	2.3000	30000.	134	43702	No
41	GOM_NL__2PRFIN20100710_034247_00000412091_00061_43702_0150.N1	10-JUL-2010 03:42:47	Bright	40.500	160	23Gam Per	2.9300	4700.0	81	43702	No
42	GOM_NL__2PRFIN20100710_034443_00000342091_00061_43702_0151.N1	10-JUL-2010 03:44:43	Bright	34.000	175	39Del Per	3.0100	19400.	68	43702	No

43	GOM_NL__2PRFIN20100710_034653_000000422091_00061_43702_0152.N1	10-JUL-2010 03:46:53	Bright	41.500	79	26Bet Per	2.3100	13100.	83	43702	No
44	GOM_NL__2PRFIN20100710_034933_000000442091_00061_43702_0153.N1	10-JUL-2010 03:49:33	Bright	43.500	150	44Zet Per	2.8900	28000.	87	43702	No
45	GOM_NL__2PRFIN20100710_035200_000000442091_00061_43702_0154.N1	10-JUL-2010 03:52:00	Twilight	44.000	146	25Eta Tau	2.8730	15200.	88	43702	No
46	GOM_NL__2PRFIN20100710_035917_000000532091_00061_43702_0155.N1	10-JUL-2010 03:59:17	Dark	53.000	94	92Alp Cet	2.5260	3100.0	106	43702	No
47	GOM_NL__2PRFIN20100710_041124_000000422091_00061_43702_0156.N1	10-JUL-2010 04:11:24	Dark	41.500	157	The1Eri	2.9060	9300.0	83	43702	No
48	GOM_NL__2PRFIN20100710_041736_000000512091_00062_43703_0150.N1	10-JUL-2010 04:17:36	Dark	50.500	9	Alp Eri	0.45300	24000.	101	43703	No
49	GOM_NL__2PRFIN20100710_041946_000000532091_00062_43703_0151.N1	10-JUL-2010 04:19:46	Dark	53.000	84	Alp Phe	2.3970	4500.0	106	43703	No
50	GOM_NL__2PRFIN20100710_042558_000000532091_00062_43703_0152.N1	10-JUL-2010 04:25:58	Straylight	53.000	63	Bet Gru	2.1500	2800.0	106	43703	No
51	GOM_NL__2PRFIN20100710_042743_000000532091_00062_43703_0153.N1	10-JUL-2010 04:27:43	Straylight	52.500	31	Alp Gru	1.7340	15200.	105	43703	No
52	GOM_NL__2PRFIN20100710_043052_000000382091_00062_43703_0154.N1	10-JUL-2010 04:30:52	Straylight	38.000	172	Gam Gru	3.0030	13100.	76	43703	No
53	GOM_NL__2PRFIN20100710_043821_000000462091_00062_43703_0155.N1	10-JUL-2010 04:38:21	Bright	45.500	103	38Zet Sgr	2.6000	9700.0	91	43703	No
54	GOM_NL__2PRFIN20100710_044055_000000422091_00062_43703_0156.N1	10-JUL-2010 04:40:55	Bright	41.500	155	41Pi Sgr	2.9000	6600.0	83	43703	No
55	GOM_NL__2PRFIN20100710_045210_000000422091_00062_43703_0157.N1	10-JUL-2010 04:52:10	Bright	41.500	168	17Zet Aql	2.9860	11000.	83	43703	No
56	GOM_NL__2PRFIN20100710_045914_000000442091_00062_43703_0158.N1	10-JUL-2010 04:59:14	Bright	44.000	5	3Alp Lyr	0.033000	11000.	88	43703	No
57	GOM_NL__2PRFIN20100710_050221_000000382091_00062_43703_0159.N1	10-JUL-2010 05:02:21	Bright	38.000	69	33Gam Dra	2.2310	3800.0	76	43703	No
58	GOM_NL__2PRFIN20100710_051011_000000462091_00062_43703_0160.N1	10-JUL-2010 05:10:11	Bright	45.500	89	5Alp Cep	2.4510	8000.0	91	43703	No
59	GOM_NL__2PRFIN20100710_051852_000000672091_00062_43703_0161.N1	10-JUL-2010 05:18:52	Bright	67.000	76	27Gam Cas	2.3000	30000.	134	43703	No
60	GOM_NL__2PRFIN20100710_052323_000000582091_00062_43703_0162.N1	10-JUL-2010 05:23:23	Bright	58.000	160	23Gam Per	2.9300	4700.0	116	43703	No
61	GOM_NL__2PRFIN20100710_052519_000000372091_00062_43703_0163.N1	10-JUL-2010 05:25:19	Bright	36.500	175	39Del Per	3.0100	19400.	73	43703	No
62	GOM_NL__2PRFIN20100710_052729_000000522091_00062_43703_0164.N1	10-JUL-2010 05:27:29	Bright	51.500	79	26Bet Per	2.3100	13100.	103	43703	No
63	GOM_NL__2PRFIN20100710_053009_000000442091_00062_43703_0165.N1	10-JUL-2010 05:30:09	Bright	43.500	150	44Zet Per	2.8900	28000.	87	43703	No
64	GOM_NL__2PRFIN20100710_053236_000000432091_00062_43703_0166.N1	10-JUL-2010 05:32:36	Twilight	43.000	146	25Eta Tau	2.8730	15200.	86	43703	No
65	GOM_NL__2PRFIN20100710_053954_000000572091_00062_43703_0167.N1	10-JUL-2010 05:39:54	Dark	57.000	94	92Alp Cet	2.5260	3100.0	114	43703	No
66	GOM_NL__2PRFIN20100710_055201_000000412091_00062_43703_0168.N1	10-JUL-2010 05:52:01	Dark	40.500	157	The1Eri	2.9060	9300.0	81	43703	No
67	GOM_NL__2PRFIN20100710_055812_000000532091_00063_43704_0161.N1	10-JUL-2010 05:58:12	Dark	53.000	9	Alp Eri	0.45300	24000.	106	43704	No
68	GOM_NL__2PRFIN20100710_060023_000000502091_00063_43704_0162.N1	10-JUL-2010 06:00:23	Dark	50.000	84	Alp Phe	2.3970	4500.0	100	43704	No
69	GOM_NL__2PRFIN20100710_060634_000000522091_00063_43704_0163.N1	10-JUL-2010 06:06:34	Straylight	52.000	63	Bet Gru	2.1500	2800.0	104	43704	No
70	GOM_NL__2PRFIN20100710_060820_000000502091_00063_43704_0164.N1	10-JUL-2010 06:08:20	Straylight	50.000	31	Alp Gru	1.7340	15200.	100	43704	No
71	GOM_NL__2PRFIN20100710_061128_000000412091_00063_43704_0165.N1	10-JUL-2010 06:11:28	Straylight	41.000	172	Gam Gru	3.0030	13100.	82	43704	No
72	GOM_NL__2PRFIN20100710_061857_000000492091_00063_43704_0166.N1	10-JUL-2010 06:18:57	Bright	48.500	103	38Zet Sgr	2.6000	9700.0	97	43704	No
73	GOM_NL__2PRFIN20100710_062131_000000422091_00063_43704_0167.N1	10-JUL-2010 06:21:31	Bright	42.000	155	41Pi Sgr	2.9000	6600.0	84	43704	No
74	GOM_NL__2PRFIN20100710_063246_000000412091_00063_43704_0168.N1	10-JUL-2010 06:32:46	Bright	41.000	168	17Zet Aql	2.9860	11000.	82	43704	No
75	GOM_NL__2PRFIN20100710_063949_000000432091_00063_43704_0169.N1	10-JUL-2010 06:39:49	Bright	42.500	5	3Alp Lyr	0.033000	11000.	85	43704	No
76	GOM_NL__2PRFIN20100710_064258_000000402091_00063_43704_0170.N1	10-JUL-2010 06:42:58	Bright	39.500	69	33Gam Dra	2.2310	3800.0	79	43704	No
77	GOM_NL__2PRFIN20100710_065046_000000422091_00063_43704_0171.N1	10-JUL-2010 06:50:46	Bright	41.500	89	5Alp Cep	2.4510	8000.0	83	43704	No
78	GOM_NL__2PRFIN20100710_065927_000000482091_00063_43704_0172.N1	10-JUL-2010 06:59:27	Bright	47.500	76	27Gam Cas	2.3000	30000.	95	43704	No
79	GOM_NL__2PRFIN20100710_070359_000000432091_00063_43704_0173.N1	10-JUL-2010 07:03:59	Bright	43.000	160	23Gam Per	2.9300	4700.0	86	43704	No
80	GOM_NL__2PRFIN20100710_070555_000000562091_00063_43704_0174.N1	10-JUL-2010 07:05:55	Bright	56.000	175	39Del Per	3.0100	19400.	112	43704	No
81	GOM_NL__2PRFIN20100710_070805_000000452091_00063_43704_0175.N1	10-JUL-2010 07:08:05	Bright	45.000	79	26Bet Per	2.3100	13100.	90	43704	No
82	GOM_NL__2PRFIN20100710_071046_000000452091_00063_43704_0176.N1	10-JUL-2010 07:10:46	Bright	44.500	150	44Zet Per	2.8900	28000.	89	43704	No
83	GOM_NL__2PRFIN20100710_071312_000000422091_00063_43704_0177.N1	10-JUL-2010 07:13:12	Twilight	42.000	146	25Eta Tau	2.8730	15200.	84	43704	No
84	GOM_NL__2PRFIN20100710_072030_000000552091_00063_43704_0178.N1	10-JUL-2010 07:20:30	Dark	55.000	94	92Alp Cet	2.5260	3100.0	110	43704	No
85	GOM_NL__2PRFIN20100710_073237_000000412091_00063_43704_0179.N1	10-JUL-2010 07:32:37	Dark	41.000	157	The1Eri	2.9060	9300.0	82	43704	No
86	GOM_NL__2PRFIN20100710_073849_000000532091_00064_43705_0184.N1	10-JUL-2010 07:38:49	Dark	53.000	9	Alp Eri	0.45300	24000.	106	43705	No
87	GOM_NL__2PRFIN20100710_074101_000000522091_00064_43705_0185.N1	10-JUL-2010 07:41:01	Dark	52.000	84	Alp Phe	2.3970	4500.0	104	43705	No
88	GOM_NL__2PRFIN20100710_074711_000000522091_00064_43705_0186.N1	10-JUL-2010 07:47:11	Straylight	52.000	63	Bet Gru	2.1500	2800.0	104	43705	No
89	GOM_NL__2PRFIN20100710_074856_000000472091_00064_43705_0187.N1	10-JUL-2010 07:48:56	Straylight	47.000	31	Alp Gru	1.7340	15200.	94	43705	No
90	GOM_NL__2PRFIN20100710_075205_000000412091_00064_43705_0188.N1	10-JUL-2010 07:52:05	Straylight	41.000	172	Gam Gru	3.0030	13100.	82	43705	No
91	GOM_NL__2PRFIN20100710_075933_000000462091_00064_43705_0189.N1	10-JUL-2010 07:59:33	Bright	46.000	103	38Zet Sgr	2.6000	9700.0	92	43705	No
92	GOM_NL__2PRFIN20100710_080207_000000402091_00064_43705_0190.N1	10-JUL-2010 08:02:07	Bright	39.500	155	41Pi Sgr	2.9000	6600.0	79	43705	No
93	GOM_NL__2PRFIN20100710_081322_000000422091_00064_43705_0191.N1	10-JUL-2010 08:13:22	Bright	41.500	168	17Zet Aql	2.9860	11000.	83	43705	No
94	GOM_NL__2PRFIN20100710_082025_000000452091_00064_43705_0192.N1	10-JUL-2010 08:20:25	Bright	44.500	5	3Alp Lyr	0.033000	11000.	89	43705	No
95	GOM_NL__2PRFIN20100710_082333_000000422091_00064_43705_0193.N1	10-JUL-2010 08:23:33	Bright	41.500	69	33Gam Dra	2.2310	3800.0	83	43705	No
96	GOM_NL__2PRFIN20100710_083122_000000432091_00064_43705_0194.N1	10-JUL-2010 08:31:22	Bright	42.500	89	5Alp Cep	2.4510	8000.0	85	43705	No
97	GOM_NL__2PRFIN20100710_084003_000000472091_00064_43705_0195.N1	10-JUL-2010 08:40:03	Bright	47.000	76	27Gam Cas	2.3000	30000.	94	43705	No
98	GOM_NL__2PRFIN20100710_084435_000000402091_00064_43705_0196.N1	10-JUL-2010 08:44:35	Bright	39.500	160	23Gam Per	2.9300	4700.0	79	43705	No
99	GOM_NL__2PRFIN20100710_084631_000000482091_00064_43705_0197.N1	10-JUL-2010 08:46:31	Bright	47.500	175	39Del Per	3.0100	19400.	95	43705	No
100	GOM_NL__2PRFIN20100710_084841_000000442091_00064_43705_0198.N1	10-JUL-2010 08:48:41	Bright	44.000	79	26Bet Per	2.3100	13100.	88	43705	No
101	GOM_NL__2PRFIN20100710_085121_000000432091_00064_43705_0199.N1	10-JUL-2010 08:51:21	Bright	42.500	150	44Zet Per	2.8900	28000.	85	43705	No

102	GOM_NL__2PRFIN20100710_085348_000000422091_00064_43705_0200.N1	10-JUL-2010 08:53:48	Twilight	42.000	146	25Eta Tau	2.8730	15200.	84	43705	No
103	GOM_NL__2PRFIN20100710_090107_000000522091_00064_43705_0201.N1	10-JUL-2010 09:01:07	Dark	52.000	94	92Alp Cet	2.5260	3100.0	104	43705	No
104	GOM_NL__2PRFIN20100710_091314_000000442091_00064_43705_0202.N1	10-JUL-2010 09:13:14	Dark	43.500	157	The1Eri	2.9060	9300.0	87	43705	No
105	GOM_NL__2PRFIN20100710_091926_000000542091_00065_43706_0269.N1	10-JUL-2010 09:19:26	Dark	54.000	9	Alp Eri	0.45300	24000.	108	43706	No
106	GOM_NL__2PRFIN20100710_092138_000000512091_00065_43706_0270.N1	10-JUL-2010 09:21:38	Dark	50.500	84	Alp Phe	2.3970	4500.0	101	43706	No
107	GOM_NL__2PRFIN20100710_092749_000000552091_00065_43706_0271.N1	10-JUL-2010 09:27:49	Straylight	54.500	63	Bet Gru	2.1500	2800.0	109	43706	No
108	GOM_NL__2PRFIN20100710_092933_000000582091_00065_43706_0272.N1	10-JUL-2010 09:29:33	Straylight	58.000	31	Alp Gru	1.7340	15200.	116	43706	No
109	GOM_NL__2PRFIN20100710_093242_000000432091_00065_43706_0273.N1	10-JUL-2010 09:32:42	Straylight	43.000	172	Gam Gru	3.0030	13100.	86	43706	No
110	GOM_NL__2PRFIN20100710_094009_000000452091_00065_43706_0274.N1	10-JUL-2010 09:40:09	Bright	45.000	103	38Zet Sgr	2.6000	9700.0	90	43706	No
111	GOM_NL__2PRFIN20100710_094244_000000412091_00065_43706_0275.N1	10-JUL-2010 09:42:44	Bright	41.000	155	41Pi Sgr	2.9000	6600.0	82	43706	No
112	GOM_NL__2PRFIN20100710_095357_000000422091_00065_43706_0276.N1	10-JUL-2010 09:53:57	Bright	41.500	168	17Zet Aql	2.9860	11000.	83	43706	No
113	GOM_NL__2PRFIN20100710_100101_000000442091_00065_43706_0277.N1	10-JUL-2010 10:01:01	Bright	43.500	5	3Alp Lyr	0.033000	11000.	87	43706	No
114	GOM_NL__2PRFIN20100710_100409_000000402091_00065_43706_0278.N1	10-JUL-2010 10:04:09	Bright	39.500	69	33Gam Dra	2.2310	3800.0	79	43706	No
115	GOM_NL__2PRFIN20100710_101157_000000442091_00065_43706_0279.N1	10-JUL-2010 10:11:57	Bright	43.500	89	5Alp Cep	2.4510	8000.0	87	43706	No
116	GOM_NL__2PRFIN20100710_102038_000000482091_00065_43706_0280.N1	10-JUL-2010 10:20:38	Bright	47.500	76	27Gam Cas	2.3000	30000.	95	43706	No
117	GOM_NL__2PRFIN20100710_102510_000000422091_00065_43706_0281.N1	10-JUL-2010 10:25:10	Bright	41.500	160	23Gam Per	2.9300	4700.0	83	43706	No
118	GOM_NL__2PRFIN20100710_102707_000000432091_00065_43706_0282.N1	10-JUL-2010 10:27:07	Bright	42.500	175	39Del Per	3.0100	19400.	85	43706	No
119	GOM_NL__2PRFIN20100710_102917_000000572091_00065_43706_0283.N1	10-JUL-2010 10:29:17	Bright	57.000	79	26Bet Per	2.3100	13100.	114	43706	No
120	GOM_NL__2PRFIN20100710_103157_000000442091_00065_43706_0284.N1	10-JUL-2010 10:31:57	Bright	44.000	150	44Zet Per	2.8900	28000.	88	43706	No
121	GOM_NL__2PRFIN20100710_103424_000000432091_00065_43706_0285.N1	10-JUL-2010 10:34:24	Twilight	43.000	146	25Eta Tau	2.8730	15200.	86	43706	No
122	GOM_NL__2PRFIN20100710_104143_000000552091_00065_43706_0286.N1	10-JUL-2010 10:41:43	Dark	54.500	94	92Alp Cet	2.5260	3100.0	109	43706	No
123	GOM_NL__2PRFIN20100710_105350_000000432091_00065_43706_0287.N1	10-JUL-2010 10:53:50	Dark	42.500	157	The1Eri	2.9060	9300.0	85	43706	No
124	GOM_NL__2PRFIN20100710_110002_000000412091_00066_43707_0299.N1	10-JUL-2010 11:00:02	Dark	41.000	9	Alp Eri	0.45300	24000.	82	43707	No
125	GOM_NL__2PRFIN20100710_110215_000000502091_00066_43707_0300.N1	10-JUL-2010 11:02:15	Dark	50.000	84	Alp Phe	2.3970	4500.0	100	43707	No
126	GOM_NL__2PRFIN20100710_110825_000000582091_00066_43707_0301.N1	10-JUL-2010 11:08:25	Straylight	58.000	63	Bet Gru	2.1500	2800.0	116	43707	No
127	GOM_NL__2PRFIN20100710_111010_000000532091_00066_43707_0302.N1	10-JUL-2010 11:10:10	Straylight	52.500	31	Alp Gru	1.7340	15200.	105	43707	No
128	GOM_NL__2PRFIN20100710_111319_000000432091_00066_43707_0303.N1	10-JUL-2010 11:13:19	Straylight	43.000	172	Gam Gru	3.0030	13100.	86	43707	No
129	GOM_NL__2PRFIN20100710_112045_000000532091_00066_43707_0304.N1	10-JUL-2010 11:20:45	Bright	52.500	103	38Zet Sgr	2.6000	9700.0	105	43707	No
130	GOM_NL__2PRFIN20100710_112320_000000402091_00066_43707_0305.N1	10-JUL-2010 11:23:20	Bright	40.000	155	41Pi Sgr	2.9000	6600.0	80	43707	No
131	GOM_NL__2PRFIN20100710_113433_000000412091_00066_43707_0306.N1	10-JUL-2010 11:34:33	Bright	40.500	168	17Zet Aql	2.9860	11000.	81	43707	No
132	GOM_NL__2PRFIN20100710_114136_000000392091_00066_43707_0307.N1	10-JUL-2010 11:41:36	Bright	38.500	5	3Alp Lyr	0.033000	11000.	77	43707	No
133	GOM_NL__2PRFIN20100710_114445_000000412091_00066_43707_0308.N1	10-JUL-2010 11:44:45	Bright	41.000	69	33Gam Dra	2.2310	3800.0	82	43707	No
134	GOM_NL__2PRFIN20100710_115233_000000442091_00066_43707_0309.N1	10-JUL-2010 11:52:33	Bright	43.500	89	5Alp Cep	2.4510	8000.0	87	43707	No
135	GOM_NL__2PRFIN20100710_120114_000000462091_00066_43707_0310.N1	10-JUL-2010 12:01:14	Bright	45.500	76	27Gam Cas	2.3000	30000.	91	43707	No
136	GOM_NL__2PRFIN20100710_120546_000000432091_00066_43707_0311.N1	10-JUL-2010 12:05:46	Bright	43.000	160	23Gam Per	2.9300	4700.0	86	43707	No
137	GOM_NL__2PRFIN20100710_120743_000000562091_00066_43707_0312.N1	10-JUL-2010 12:07:43	Bright	56.000	175	39Del Per	3.0100	19400.	112	43707	No
138	GOM_NL__2PRFIN20100710_120953_000000442091_00066_43707_0313.N1	10-JUL-2010 12:09:53	Bright	43.500	79	26Bet Per	2.3100	13100.	87	43707	No
139	GOM_NL__2PRFIN20100710_121234_000000462091_00066_43707_0314.N1	10-JUL-2010 12:12:34	Bright	45.500	150	44Zet Per	2.8900	28000.	91	43707	No
140	GOM_NL__2PRFIN20100710_121500_000000412091_00066_43707_0315.N1	10-JUL-2010 12:15:00	Twilight	40.500	146	25Eta Tau	2.8730	15200.	81	43707	No
141	GOM_NL__2PRFIN20100710_122220_000000552091_00066_43707_0316.N1	10-JUL-2010 12:22:20	Dark	54.500	94	92Alp Cet	2.5260	3100.0	109	43707	No
142	GOM_NL__2PRFIN20100710_123427_000000412091_00066_43707_0317.N1	10-JUL-2010 12:34:27	Dark	41.000	157	The1Eri	2.9060	9300.0	82	43707	No
143	GOM_NL__2PRFIN20100710_124038_000000522091_00067_43708_0383.N1	10-JUL-2010 12:40:38	Dark	51.500	9	Alp Eri	0.45300	24000.	103	43708	No
144	GOM_NL__2PRFIN20100710_124252_000000532091_00067_43708_0384.N1	10-JUL-2010 12:42:52	Dark	53.000	84	Alp Phe	2.3970	4500.0	106	43708	No
145	GOM_NL__2PRFIN20100710_124902_000000542091_00067_43708_0385.N1	10-JUL-2010 12:49:02	Straylight	54.000	63	Bet Gru	2.1500	2800.0	108	43708	No
146	GOM_NL__2PRFIN20100710_125047_000000512091_00067_43708_0386.N1	10-JUL-2010 12:50:47	Straylight	50.500	31	Alp Gru	1.7340	15200.	101	43708	No
147	GOM_NL__2PRFIN20100710_125356_000000452091_00067_43708_0387.N1	10-JUL-2010 12:53:56	Straylight	45.000	172	Gam Gru	3.0030	13100.	90	43708	No
148	GOM_NL__2PRFIN20100710_130122_000000452091_00067_43708_0388.N1	10-JUL-2010 13:01:22	Bright	44.500	103	38Zet Sgr	2.6000	9700.0	89	43708	No
149	GOM_NL__2PRFIN20100710_130356_000000402091_00067_43708_0389.N1	10-JUL-2010 13:03:56	Bright	40.000	155	41Pi Sgr	2.9000	6600.0	80	43708	No
150	GOM_NL__2PRFIN20100710_131508_000000432091_00067_43708_0390.N1	10-JUL-2010 13:15:08	Bright	42.500	168	17Zet Aql	2.9860	11000.	85	43708	No
151	GOM_NL__2PRFIN20100710_132212_000000412091_00067_43708_0391.N1	10-JUL-2010 13:22:12	Bright	40.500	5	3Alp Lyr	0.033000	11000.	81	43708	No
152	GOM_NL__2PRFIN20100710_132521_000000402091_00067_43708_0392.N1	10-JUL-2010 13:25:21	Bright	40.000	69	33Gam Dra	2.2310	3800.0	80	43708	No
153	GOM_NL__2PRFIN20100710_133308_000000462091_00067_43708_0393.N1	10-JUL-2010 13:33:08	Bright	46.000	89	5Alp Cep	2.4510	8000.0	92	43708	No
154	GOM_NL__2PRFIN20100710_134149_000000462091_00067_43708_0394.N1	10-JUL-2010 13:41:49	Bright	46.000	76	27Gam Cas	2.3000	30000.	92	43708	No
155	GOM_NL__2PRFIN20100710_134622_000000392091_00067_43708_0395.N1	10-JUL-2010 13:46:22	Bright	38.500	160	23Gam Per	2.9300	4700.0	77	43708	No
156	GOM_NL__2PRFIN20100710_134819_000000372091_00067_43708_0396.N1	10-JUL-2010 13:48:19	Bright	37.000	175	39Del Per	3.0100	19400.	74	43708	No
157	GOM_NL__2PRFIN20100710_135029_000000452091_00067_43708_0397.N1	10-JUL-2010 13:50:29	Bright	45.000	79	26Bet Per	2.3100	13100.	90	43708	No
158	GOM_NL__2PRFIN20100710_135310_000000422091_00067_43708_0398.N1	10-JUL-2010 13:53:10	Bright	42.000	150	44Zet Per	2.8900	28000.	84	43708	No
159	GOM_NL__2PRFIN20100710_135537_000000422091_00067_43708_0399.N1	10-JUL-2010 13:55:37	Twilight	41.500	146	25Eta Tau	2.8730	15200.	83	43708	No
160	GOM_NL__2PRFIN20100710_140256_000000552091_00067_43708_0400.N1	10-JUL-2010 14:02:56	Dark	54.500	94	92Alp Cet	2.5260	3100.0	109	43708	No

161	GOM_NL__2PRFIN20100710_141504_000000392091_00067_43708_0401.N1	10-JUL-2010 14:15:04	Dark	38.500	157	The1Eri	2.9060	9300.0	77	43708	No
162	GOM_NL__2PRFIN20100710_142115_000000522091_00068_43709_0391.N1	10-JUL-2010 14:21:15	Dark	52.000	9	Alp Eri	0.45300	24000.	104	43709	No
163	GOM_NL__2PRFIN20100710_142329_000000542091_00068_43709_0392.N1	10-JUL-2010 14:23:29	Dark	53.500	84	Alp Phe	2.3970	4500.0	107	43709	No
164	GOM_NL__2PRFIN20100710_142938_000000562091_00068_43709_0393.N1	10-JUL-2010 14:29:38	Straylight	55.500	63	Bet Gru	2.1500	2800.0	111	43709	No
165	GOM_NL__2PRFIN20100710_143123_000000482091_00068_43709_0394.N1	10-JUL-2010 14:31:23	Straylight	48.000	31	Alp Gru	1.7340	15200.	96	43709	No
166	GOM_NL__2PRFIN20100710_143432_000000452091_00068_43709_0395.N1	10-JUL-2010 14:34:32	Straylight	45.000	172	Gam Gru	3.0030	13100.	90	43709	No
167	GOM_NL__2PRFIN20100710_144158_000000452091_00068_43709_0396.N1	10-JUL-2010 14:41:58	Bright	44.500	103	38Zet Sgr	2.6000	9700.0	89	43709	No
168	GOM_NL__2PRFIN20100710_144432_000000412091_00068_43709_0397.N1	10-JUL-2010 14:44:32	Bright	40.500	155	41Pi Sgr	2.9000	6600.0	81	43709	No
169	GOM_NL__2PRFIN20100710_145544_000000422091_00068_43709_0398.N1	10-JUL-2010 14:55:44	Bright	42.000	168	17Zet Aql	2.9860	11000.	84	43709	No
170	GOM_NL__2PRFIN20100710_150247_000000452091_00068_43709_0399.N1	10-JUL-2010 15:02:47	Bright	44.500	5	3Alp Lyr	0.033000	11000.	89	43709	No
171	GOM_NL__2PRFIN20100710_150557_000000372091_00068_43709_0400.N1	10-JUL-2010 15:05:57	Bright	36.500	69	33Gam Dra	2.2310	3800.0	73	43709	No
172	GOM_NL__2PRFIN20100710_151343_000000442091_00068_43709_0401.N1	10-JUL-2010 15:13:43	Bright	43.500	89	5Alp Cep	2.4510	8000.0	87	43709	No
173	GOM_NL__2PRFIN20100710_152225_000000492091_00068_43709_0402.N1	10-JUL-2010 15:22:25	Bright	48.500	76	27Gam Cas	2.3000	30000.	97	43709	No
174	GOM_NL__2PRFIN20100710_152658_000000392091_00068_43709_0403.N1	10-JUL-2010 15:26:58	Bright	38.500	160	23Gam Per	2.9300	4700.0	77	43709	No
175	GOM_NL__2PRFIN20100710_152855_000000352091_00068_43709_0404.N1	10-JUL-2010 15:28:55	Bright	35.000	175	39Del Per	3.0100	19400.	70	43709	No
176	GOM_NL__2PRFIN20100710_153105_000000462091_00068_43709_0405.N1	10-JUL-2010 15:31:05	Bright	46.000	79	26Bet Per	2.3100	13100.	92	43709	No
177	GOM_NL__2PRFIN20100710_153346_000000452091_00068_43709_0406.N1	10-JUL-2010 15:33:46	Bright	45.000	150	44Zet Per	2.8900	28000.	90	43709	No
178	GOM_NL__2PRFIN20100710_153613_000000422091_00068_43709_0407.N1	10-JUL-2010 15:36:13	Twilight	41.500	146	25Eta Tau	2.8730	15200.	83	43709	No
179	GOM_NL__2PRFIN20100710_154333_000000532091_00068_43709_0408.N1	10-JUL-2010 15:43:33	Dark	53.000	94	92Alp Cet	2.5260	3100.0	106	43709	No
180	GOM_NL__2PRFIN20100710_155540_000000422091_00068_43709_0409.N1	10-JUL-2010 15:55:40	Dark	41.500	157	The1Eri	2.9060	9300.0	83	43709	No
181	GOM_NL__2PRFIN20100710_160151_000000512091_00069_43710_0399.N1	10-JUL-2010 16:01:51	Dark	51.000	9	Alp Eri	0.45300	24000.	102	43710	No
182	GOM_NL__2PRFIN20100710_160406_000000502091_00069_43710_0400.N1	10-JUL-2010 16:04:06	Dark	50.000	84	Alp Phe	2.3970	4500.0	100	43710	No
183	GOM_NL__2PRFIN20100710_161016_000000502091_00069_43710_0401.N1	10-JUL-2010 16:10:16	Straylight	50.000	63	Bet Gru	2.1500	2800.0	100	43710	No
184	GOM_NL__2PRFIN20100710_161200_000000482091_00069_43710_0402.N1	10-JUL-2010 16:12:00	Straylight	47.500	31	Alp Gru	1.7340	15200.	95	43710	No
185	GOM_NL__2PRFIN20100710_161509_000000472091_00069_43710_0403.N1	10-JUL-2010 16:15:09	Straylight	46.500	172	Gam Gru	3.0030	13100.	93	43710	No
186	GOM_NL__2PRFIN20100710_162234_000000422091_00069_43710_0404.N1	10-JUL-2010 16:22:34	Bright	42.000	103	38Zet Sgr	2.6000	9700.0	84	43710	No
187	GOM_NL__2PRFIN20100710_162508_000000422091_00069_43710_0405.N1	10-JUL-2010 16:25:08	Bright	42.000	155	41Pi Sgr	2.9000	6600.0	84	43710	No
188	GOM_NL__2PRFIN20100710_163620_000000422091_00069_43710_0406.N1	10-JUL-2010 16:36:20	Bright	41.500	168	17Zet Aql	2.9860	11000.	83	43710	No
189	GOM_NL__2PRFIN20100710_164323_000000432091_00069_43710_0407.N1	10-JUL-2010 16:43:23	Bright	42.500	5	3Alp Lyr	0.033000	11000.	85	43710	No
190	GOM_NL__2PRFIN20100710_164632_000000402091_00069_43710_0408.N1	10-JUL-2010 16:46:32	Bright	40.000	69	33Gam Dra	2.2310	3800.0	80	43710	No
191	GOM_NL__2PRFIN20100710_165418_000000452091_00069_43710_0409.N1	10-JUL-2010 16:54:18	Bright	45.000	89	5Alp Cep	2.4510	8000.0	90	43710	No
192	GOM_NL__2PRFIN20100710_170300_000000572091_00069_43710_0410.N1	10-JUL-2010 17:03:00	Bright	56.500	76	27Gam Cas	2.3000	30000.	113	43710	No
193	GOM_NL__2PRFIN20100710_170734_000000392091_00069_43710_0411.N1	10-JUL-2010 17:07:34	Bright	39.000	160	23Gam Per	2.9300	4700.0	78	43710	No
194	GOM_NL__2PRFIN20100710_170931_000000362091_00069_43710_0412.N1	10-JUL-2010 17:09:31	Bright	35.500	175	39Del Per	3.0100	19400.	71	43710	No
195	GOM_NL__2PRFIN20100710_171141_000000552091_00069_43710_0413.N1	10-JUL-2010 17:11:41	Bright	54.500	79	26Bet Per	2.3100	13100.	109	43710	No
196	GOM_NL__2PRFIN20100710_171422_000000442091_00069_43710_0414.N1	10-JUL-2010 17:14:22	Bright	44.000	150	44Zet Per	2.8900	28000.	88	43710	No
197	GOM_NL__2PRFIN20100710_171649_000000432091_00069_43710_0415.N1	10-JUL-2010 17:16:49	Twilight	43.000	146	25Eta Tau	2.8730	15200.	86	43710	No
198	GOM_NL__2PRFIN20100710_172409_000000532091_00069_43710_0416.N1	10-JUL-2010 17:24:09	Dark	53.000	94	92Alp Cet	2.5260	3100.0	106	43710	No
199	GOM_NL__2PRFIN20100710_173616_000000422091_00069_43710_0417.N1	10-JUL-2010 17:36:16	Dark	42.000	157	The1Eri	2.9060	9300.0	84	43710	No
200	GOM_NL__2PRFIN20100710_174228_000000492091_00070_43711_0407.N1	10-JUL-2010 17:42:28	Dark	49.000	9	Alp Eri	0.45300	24000.	98	43711	No
201	GOM_NL__2PRFIN20100710_174443_000000522091_00070_43711_0408.N1	10-JUL-2010 17:44:43	Dark	51.500	84	Alp Phe	2.3970	4500.0	103	43711	No
202	GOM_NL__2PRFIN20100710_175052_000000512091_00070_43711_0409.N1	10-JUL-2010 17:50:52	Straylight	50.500	63	Bet Gru	2.1500	2800.0	101	43711	No
203	GOM_NL__2PRFIN20100710_175237_000000482091_00070_43711_0410.N1	10-JUL-2010 17:52:37	Straylight	47.500	31	Alp Gru	1.7340	15200.	95	43711	No
204	GOM_NL__2PRFIN20100710_175546_000000472091_00070_43711_0411.N1	10-JUL-2010 17:55:46	Straylight	46.500	172	Gam Gru	3.0030	13100.	93	43711	No
205	GOM_NL__2PRFIN20100710_180310_000000512091_00070_43711_0412.N1	10-JUL-2010 18:03:10	Bright	50.500	103	38Zet Sgr	2.6000	9700.0	101	43711	No
206	GOM_NL__2PRFIN20100710_180544_000000432091_00070_43711_0413.N1	10-JUL-2010 18:05:44	Bright	42.500	155	41Pi Sgr	2.9000	6600.0	85	43711	No
207	GOM_NL__2PRFIN20100710_181655_000000412091_00070_43711_0414.N1	10-JUL-2010 18:16:55	Bright	41.000	168	17Zet Aql	2.9860	11000.	82	43711	No
208	GOM_NL__2PRFIN20100710_182359_000000432091_00070_43711_0415.N1	10-JUL-2010 18:23:59	Bright	42.500	5	3Alp Lyr	0.033000	11000.	85	43711	No
209	GOM_NL__2PRFIN20100710_182708_000000402091_00070_43711_0416.N1	10-JUL-2010 18:27:08	Bright	40.000	69	33Gam Dra	2.2310	3800.0	80	43711	No
210	GOM_NL__2PRFIN20100710_183454_000000442091_00070_43711_0417.N1	10-JUL-2010 18:34:54	Bright	43.500	89	5Alp Cep	2.4510	8000.0	87	43711	No
211	GOM_NL__2PRFIN20100710_184336_000000672091_00070_43711_0418.N1	10-JUL-2010 18:43:36	Bright	67.000	76	27Gam Cas	2.3000	30000.	134	43711	No
212	GOM_NL__2PRFIN20100710_184810_000000422091_00070_43711_0419.N1	10-JUL-2010 18:48:10	Bright	41.500	160	23Gam Per	2.9300	4700.0	83	43711	No
213	GOM_NL__2PRFIN20100710_185007_000000392091_00070_43711_0420.N1	10-JUL-2010 18:50:07	Bright	39.000	175	39Del Per	3.0100	19400.	78	43711	No
214	GOM_NL__2PRFIN20100710_185217_000000432091_00070_43711_0421.N1	10-JUL-2010 18:52:17	Bright	43.000	79	26Bet Per	2.3100	13100.	86	43711	No
215	GOM_NL__2PRFIN20100710_185458_000000442091_00070_43711_0422.N1	10-JUL-2010 18:54:58	Bright	43.500	150	44Zet Per	2.8900	28000.	87	43711	No
216	GOM_NL__2PRFIN20100710_185725_000000432091_00070_43711_0423.N1	10-JUL-2010 18:57:25	Twilight	43.000	146	25Eta Tau	2.8730	15200.	86	43711	No
217	GOM_NL__2PRFIN20100710_190446_000000592091_00070_43711_0424.N1	10-JUL-2010 19:04:46	Dark	58.500	94	92Alp Cet	2.5260	3100.0	117	43711	No
218	GOM_NL__2PRFIN20100710_191653_000000402091_00070_43711_0425.N1	10-JUL-2010 19:16:53	Dark	40.000	157	The1Eri	2.9060	9300.0	80	43711	No
219	GOM_NL__2PRFIN20100710_192305_000000542091_00071_43712_0439.N1	10-JUL-2010 19:23:05	Dark	53.500	9	Alp Eri	0.45300	24000.	107	43712	No

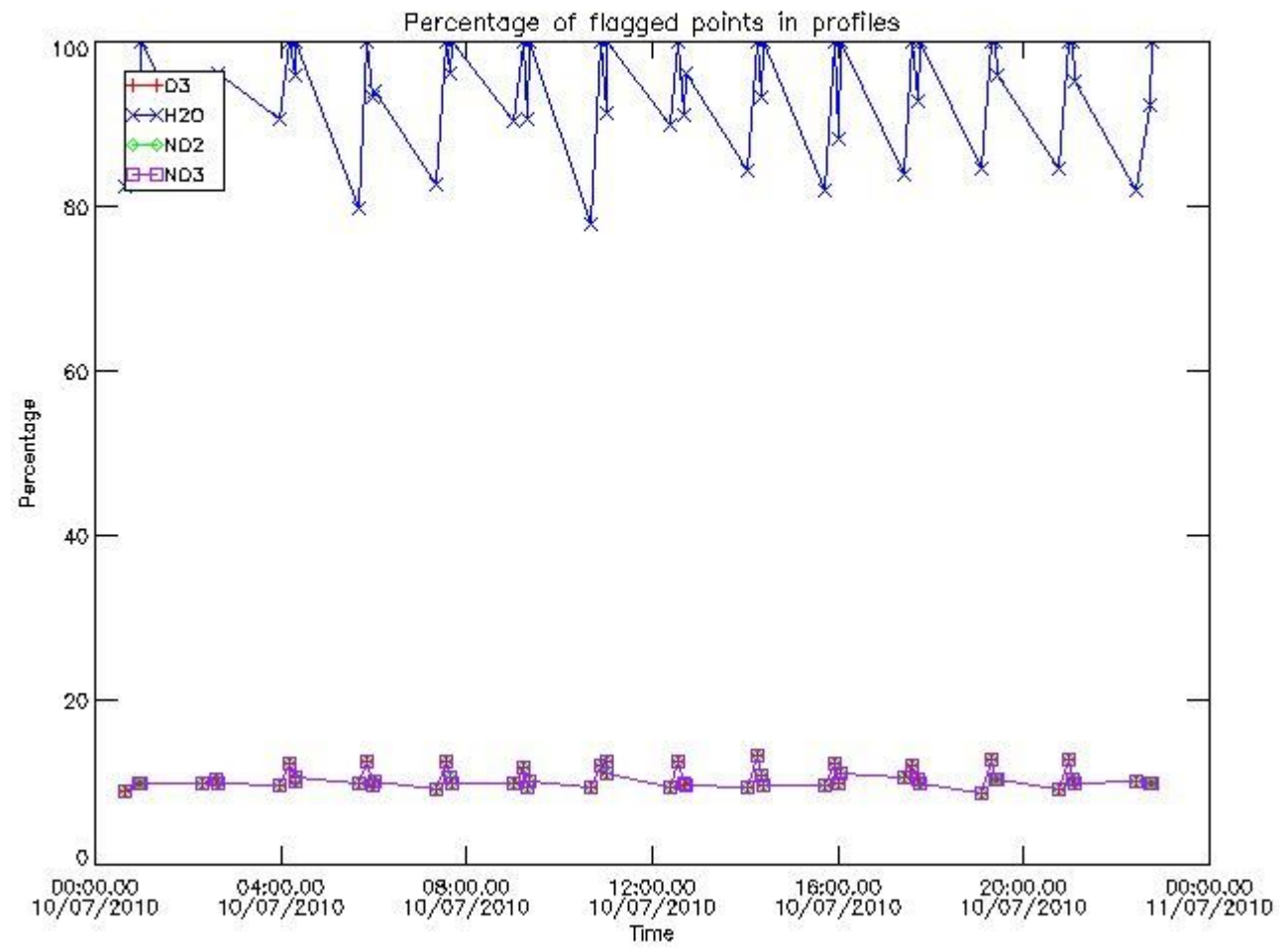
220	GOM_NL__2PRFIN20100710_192520_000000502091_00071_43712_0440.N1	10-JUL-2010 19:25:20	Dark	49.500	84	Alp Phe	2.3970	4500.0	99	43712	No
221	GOM_NL__2PRFIN20100710_193129_000000542091_00071_43712_0441.N1	10-JUL-2010 19:31:29	Straylight	54.000	63	Bet Gru	2.1500	2800.0	108	43712	No
222	GOM_NL__2PRFIN20100710_193314_000000562091_00071_43712_0442.N1	10-JUL-2010 19:33:14	Straylight	56.000	31	Alp Gru	1.7340	15200.	112	43712	No
223	GOM_NL__2PRFIN20100710_193623_000000492091_00071_43712_0443.N1	10-JUL-2010 19:36:23	Straylight	48.500	172	Gam Gru	3.0030	13100.	97	43712	No
224	GOM_NL__2PRFIN20100710_194346_000000432091_00071_43712_0444.N1	10-JUL-2010 19:43:46	Bright	43.000	103	38Zet Sgr	2.6000	9700.0	86	43712	No
225	GOM_NL__2PRFIN20100710_194620_000000422091_00071_43712_0445.N1	10-JUL-2010 19:46:20	Bright	41.500	155	41Pi Sgr	2.9000	6600.0	83	43712	No
226	GOM_NL__2PRFIN20100710_195731_000000442091_00071_43712_0446.N1	10-JUL-2010 19:57:31	Bright	43.500	168	17Zet Aql	2.9860	11000.	87	43712	No
227	GOM_NL__2PRFIN20100710_200435_000000422091_00071_43712_0447.N1	10-JUL-2010 20:04:35	Bright	42.000	5	3Alp Lyr	0.033000	11000.	84	43712	No
228	GOM_NL__2PRFIN20100710_200744_000000402091_00071_43712_0448.N1	10-JUL-2010 20:07:44	Bright	40.000	69	33Gam Dra	2.2310	3800.0	80	43712	No
229	GOM_NL__2PRFIN20100710_201529_000000452091_00071_43712_0449.N1	10-JUL-2010 20:15:29	Bright	44.500	89	5Alp Cep	2.4510	8000.0	89	43712	No
230	GOM_NL__2PRFIN20100710_202411_000000442091_00071_43712_0450.N1	10-JUL-2010 20:24:11	Bright	43.500	76	27Gam Cas	2.3000	30000.	87	43712	No
231	GOM_NL__2PRFIN20100710_202845_000000412091_00071_43712_0451.N1	10-JUL-2010 20:28:45	Bright	40.500	160	23Gam Per	2.9300	4700.0	81	43712	No
232	GOM_NL__2PRFIN20100710_203043_000000352091_00071_43712_0452.N1	10-JUL-2010 20:30:43	Bright	34.500	175	39Del Per	3.0100	19400.	69	43712	No
233	GOM_NL__2PRFIN20100710_203253_000000442091_00071_43712_0453.N1	10-JUL-2010 20:32:53	Bright	44.000	79	26Bet Per	2.3100	13100.	88	43712	No
234	GOM_NL__2PRFIN20100710_203534_000000462091_00071_43712_0454.N1	10-JUL-2010 20:35:34	Bright	45.500	150	44Zet Per	2.8900	28000.	91	43712	No
235	GOM_NL__2PRFIN20100710_203801_000000442091_00071_43712_0455.N1	10-JUL-2010 20:38:01	Twilight	44.000	146	25Eta Tau	2.8730	15200.	88	43712	No
236	GOM_NL__2PRFIN20100710_204523_000000562091_00071_43712_0456.N1	10-JUL-2010 20:45:23	Dark	55.500	94	92Alp Cet	2.5260	3100.0	111	43712	No
237	GOM_NL__2PRFIN20100710_205729_000000402091_00071_43712_0457.N1	10-JUL-2010 20:57:29	Dark	40.000	157	The1Eri	2.9060	9300.0	80	43712	No
238	GOM_NL__2PRFIN20100710_210341_000000542091_00072_43713_0463.N1	10-JUL-2010 21:03:41	Dark	54.000	9	Alp Eri	0.45300	24000.	108	43713	No
239	GOM_NL__2PRFIN20100710_210557_000000522091_00072_43713_0464.N1	10-JUL-2010 21:05:57	Dark	51.500	84	Alp Phe	2.3970	4500.0	103	43713	No
240	GOM_NL__2PRFIN20100710_211206_000000612091_00072_43713_0465.N1	10-JUL-2010 21:12:06	Straylight	61.000	63	Bet Gru	2.1500	2800.0	122	43713	No
241	GOM_NL__2PRFIN20100710_211351_000000472091_00072_43713_0466.N1	10-JUL-2010 21:13:51	Straylight	46.500	31	Alp Gru	1.7340	15200.	93	43713	No
242	GOM_NL__2PRFIN20100710_211700_000000492091_00072_43713_0467.N1	10-JUL-2010 21:17:00	Straylight	49.000	172	Gam Gru	3.0030	13100.	98	43713	No
243	GOM_NL__2PRFIN20100710_212423_000000512091_00072_43713_0468.N1	10-JUL-2010 21:24:23	Bright	50.500	103	38Zet Sgr	2.6000	9700.0	101	43713	No
244	GOM_NL__2PRFIN20100710_212656_000000412091_00072_43713_0469.N1	10-JUL-2010 21:26:56	Bright	41.000	155	41Pi Sgr	2.9000	6600.0	82	43713	No
245	GOM_NL__2PRFIN20100710_213807_000000402091_00072_43713_0470.N1	10-JUL-2010 21:38:07	Bright	39.500	168	17Zet Aql	2.9860	11000.	79	43713	No
246	GOM_NL__2PRFIN20100710_214510_000000402091_00072_43713_0471.N1	10-JUL-2010 21:45:10	Bright	39.500	5	3Alp Lyr	0.033000	11000.	79	43713	No
247	GOM_NL__2PRFIN20100710_214820_000000352091_00072_43713_0472.N1	10-JUL-2010 21:48:20	Bright	35.000	69	33Gam Dra	2.2310	3800.0	70	43713	No
248	GOM_NL__2PRFIN20100710_215604_000000452091_00072_43713_0473.N1	10-JUL-2010 21:56:04	Bright	44.500	89	5Alp Cep	2.4510	8000.0	89	43713	No
249	GOM_NL__2PRFIN20100710_220446_000000472091_00072_43713_0474.N1	10-JUL-2010 22:04:46	Bright	46.500	76	27Gam Cas	2.3000	30000.	93	43713	No
250	GOM_NL__2PRFIN20100710_220921_000000592091_00072_43713_0475.N1	10-JUL-2010 22:09:21	Bright	59.000	160	23Gam Per	2.9300	4700.0	118	43713	No
251	GOM_NL__2PRFIN20100710_221118_000000362091_00072_43713_0476.N1	10-JUL-2010 22:11:18	Bright	36.000	175	39Del Per	3.0100	19400.	72	43713	No
252	GOM_NL__2PRFIN20100710_221329_000000552091_00072_43713_0477.N1	10-JUL-2010 22:13:29	Bright	54.500	79	26Bet Per	2.3100	13100.	109	43713	No
253	GOM_NL__2PRFIN20100710_221610_000000432091_00072_43713_0478.N1	10-JUL-2010 22:16:10	Bright	43.000	150	44Zet Per	2.8900	28000.	86	43713	No
254	GOM_NL__2PRFIN20100710_221837_000000432091_00072_43713_0479.N1	10-JUL-2010 22:18:37	Twilight	43.000	146	25Eta Tau	2.8730	15200.	86	43713	No
255	GOM_NL__2PRFIN20100710_222559_000000612091_00072_43713_0480.N1	10-JUL-2010 22:25:59	Dark	60.500	94	92Alp Cet	2.5260	3100.0	121	43713	No
256	GOM_NL__2PRFIN20100710_224417_000000522091_00073_43714_0476.N1	10-JUL-2010 22:44:17	Dark	52.000	9	Alp Eri	0.45300	24000.	104	43714	No
257	GOM_NL__2PRFIN20100710_224634_000000522091_00073_43714_0477.N1	10-JUL-2010 22:46:34	Dark	51.500	84	Alp Phe	2.3970	4500.0	103	43714	No
258	GOM_NL__2PRFIN20100710_225243_000000512091_00073_43714_0478.N1	10-JUL-2010 22:52:43	Straylight	50.500	63	Bet Gru	2.1500	2800.0	101	43714	No
259	GOM_NL__2PRFIN20100710_225427_000000472091_00073_43714_0479.N1	10-JUL-2010 22:54:27	Straylight	46.500	31	Alp Gru	1.7340	15200.	93	43714	No
260	GOM_NL__2PRFIN20100710_225736_000000512091_00073_43714_0480.N1	10-JUL-2010 22:57:36	Straylight	51.000	172	Gam Gru	3.0030	13100.	102	43714	No
261	GOM_NL__2PRFIN20100710_230459_000000462091_00073_43714_0481.N1	10-JUL-2010 23:04:59	Bright	46.000	103	38Zet Sgr	2.6000	9700.0	92	43714	No
262	GOM_NL__2PRFIN20100710_230732_000000422091_00073_43714_0482.N1	10-JUL-2010 23:07:32	Bright	41.500	155	41Pi Sgr	2.9000	6600.0	83	43714	No
263	GOM_NL__2PRFIN20100710_231843_000000402091_00073_43714_0483.N1	10-JUL-2010 23:18:43	Bright	40.000	168	17Zet Aql	2.9860	11000.	80	43714	No
264	GOM_NL__2PRFIN20100710_232546_000000372091_00073_43714_0484.N1	10-JUL-2010 23:25:46	Bright	36.500	5	3Alp Lyr	0.033000	11000.	73	43714	No
265	GOM_NL__2PRFIN20100710_232855_000000412091_00073_43714_0485.N1	10-JUL-2010 23:28:55	Bright	40.500	69	33Gam Dra	2.2310	3800.0	81	43714	No
266	GOM_NL__2PRFIN20100710_233640_000000452091_00073_43714_0486.N1	10-JUL-2010 23:36:40	Bright	44.500	89	5Alp Cep	2.4510	8000.0	89	43714	No
267	GOM_NL__2PRFIN20100710_234522_000000492091_00073_43714_0487.N1	10-JUL-2010 23:45:22	Bright	49.000	76	27Gam Cas	2.3000	30000.	98	43714	No
268	GOM_NL__2PRFIN20100710_234957_000000592091_00073_43714_0488.N1	10-JUL-2010 23:49:57	Bright	59.000	160	23Gam Per	2.9300	4700.0	118	43714	No
269	GOM_NL__2PRFIN20100710_235154_000000352091_00073_43714_0489.N1	10-JUL-2010 23:51:54	Bright	34.500	175	39Del Per	3.0100	19400.	69	43714	No
270	GOM_NL__2PRFIN20100710_235404_000000442091_00073_43714_0490.N1	10-JUL-2010 23:54:04	Bright	44.000	79	26Bet Per	2.3100	13100.	88	43714	No
271	GOM_NL__2PRFIN20100710_235646_000000452091_00073_43714_0491.N1	10-JUL-2010 23:56:46	Bright	45.000	150	44Zet Per	2.8900	28000.	90	43714	No
272	GOM_NL__2PRFIN20100710_235913_000000442091_00073_43714_0492.N1	10-JUL-2010 23:59:13	Twilight	43.500	146	25Eta Tau	2.8730	15200.	87	43714	No

3. Quality information per product

In this section it is plotted some information contained in the Quality Summary data set of the level 2 products. Only products in dark limb conditions and without errors (error flag in

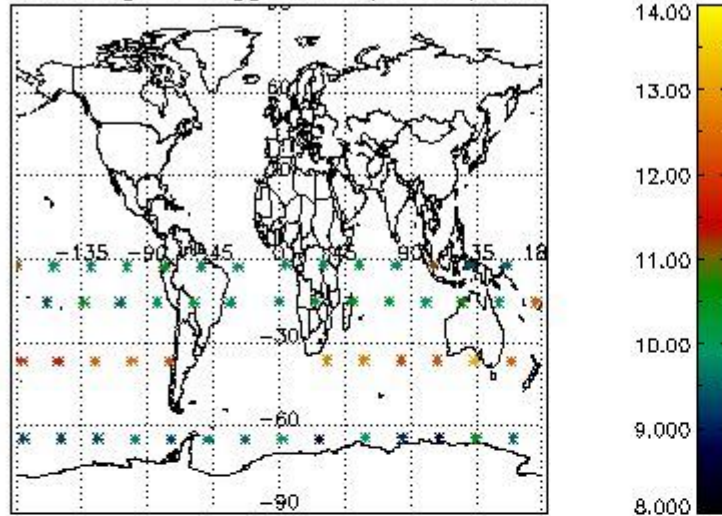
the MPH set to "0") are used.

3.1 Plot quality information per product (time dependant)

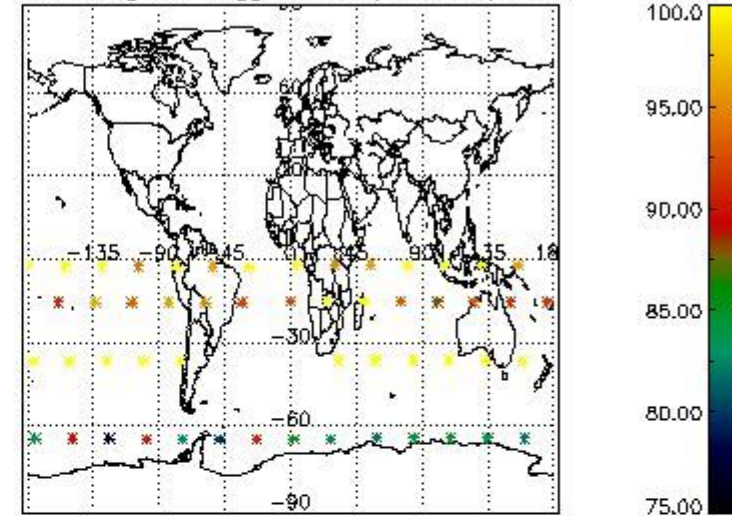


3.2 Plot quality information per product (world map)

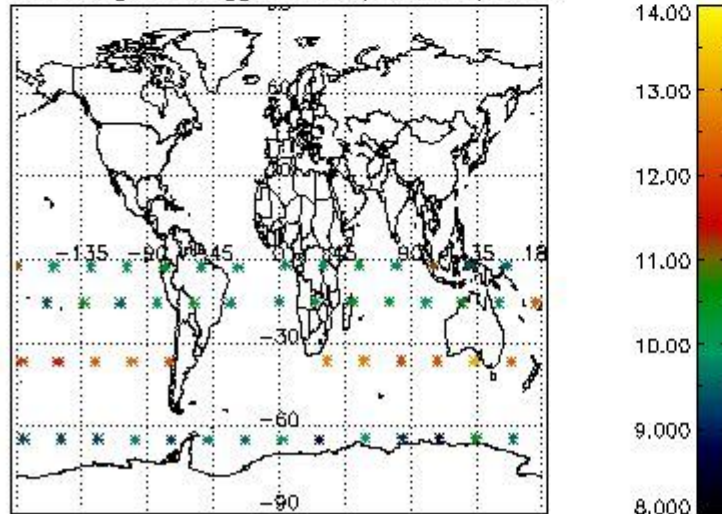
Percentage of flagged data per O3 profile



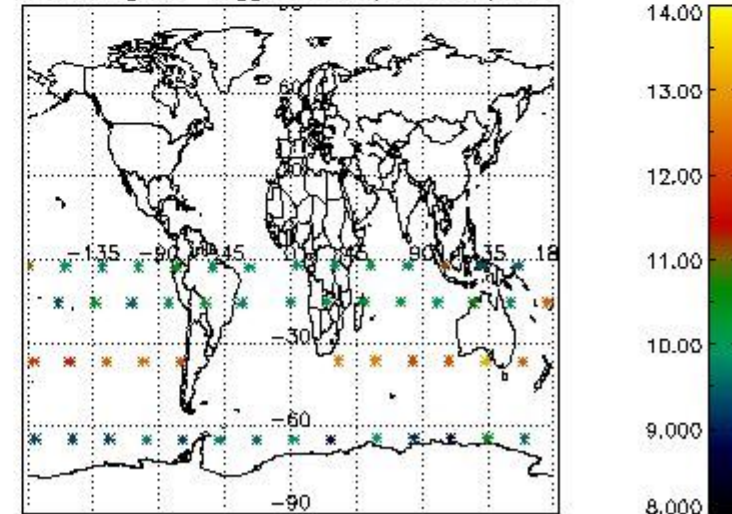
Percentage of flagged data per H2O profile



Percentage of flagged data per NO2 profile



Percentage of flagged data per NO3 profile

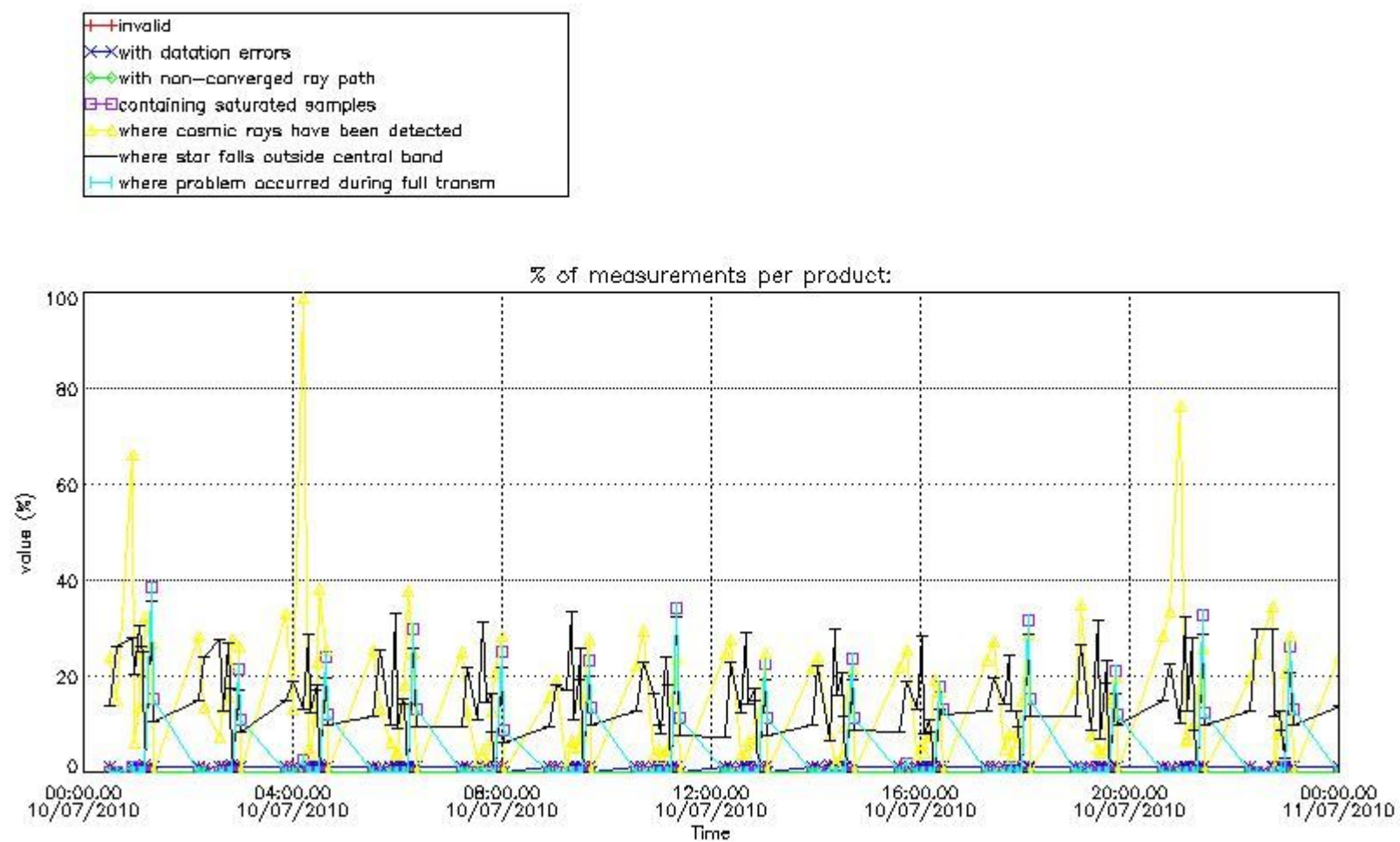


4. Level 1 quality information per product

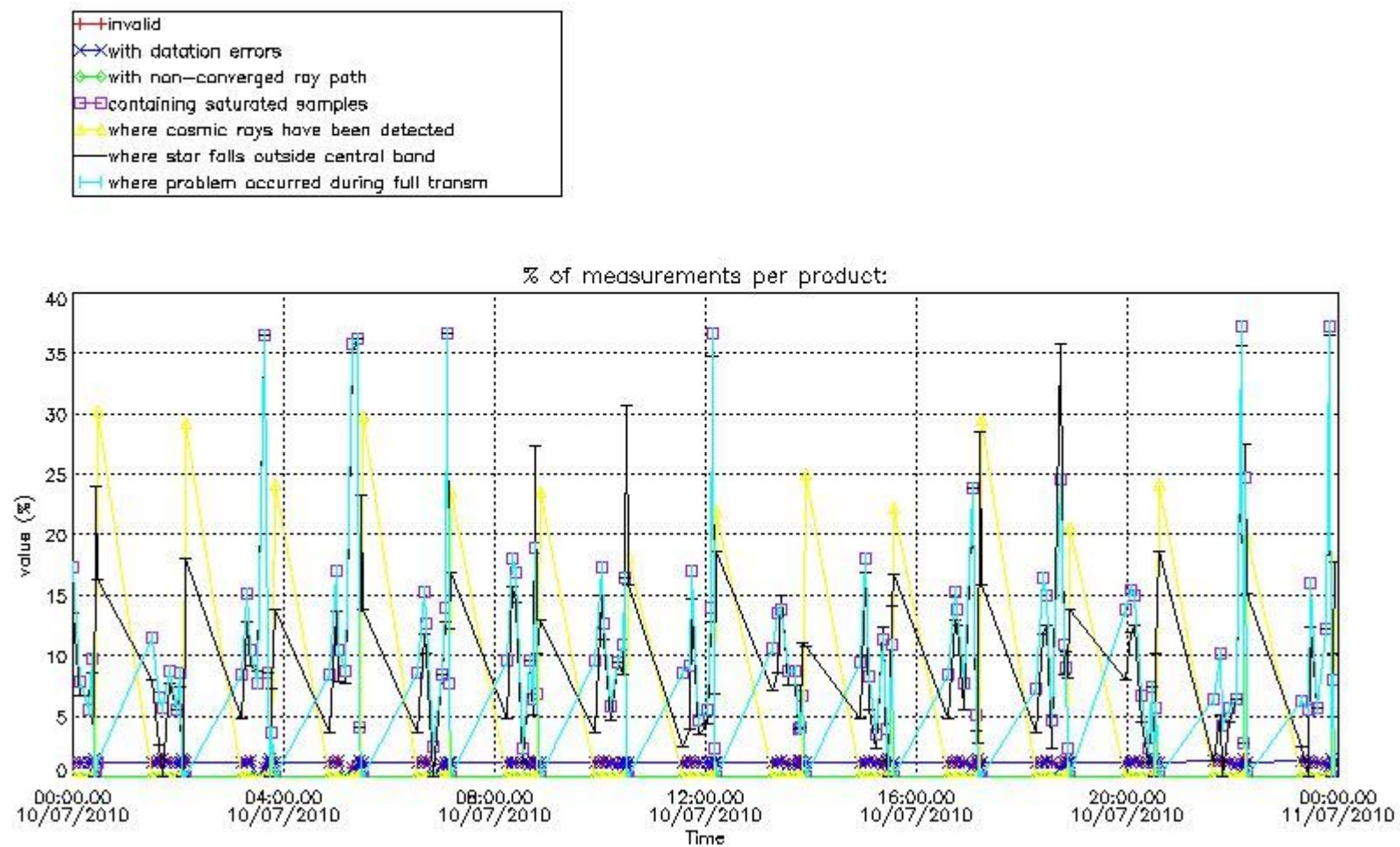
In this section it is plotted some information contained in the Quality Summary data set of the level 2 products that comes from the level 1b processing. Products without errors (error flag in the MPH set to "0") are used.

4.1 Plot quality information per product (time dependant) coming from level 1b processing

4.1.1 Plot level 1 quality information per product (time dependant): ENVISAT ASCENDING passes

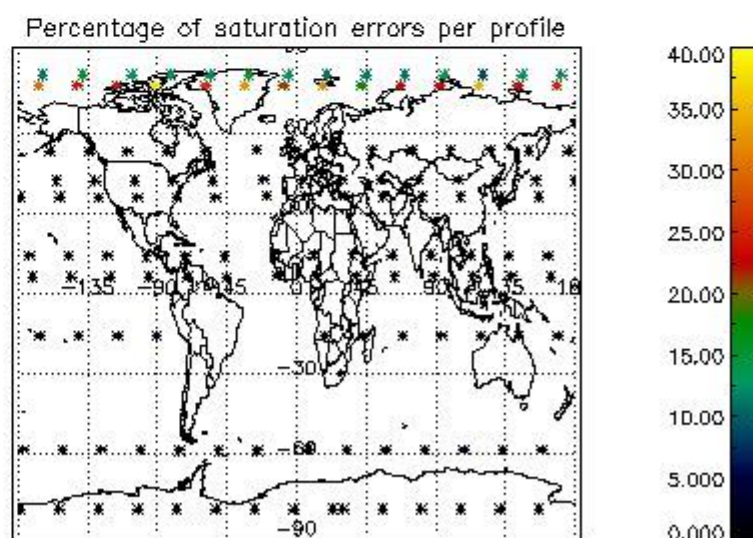
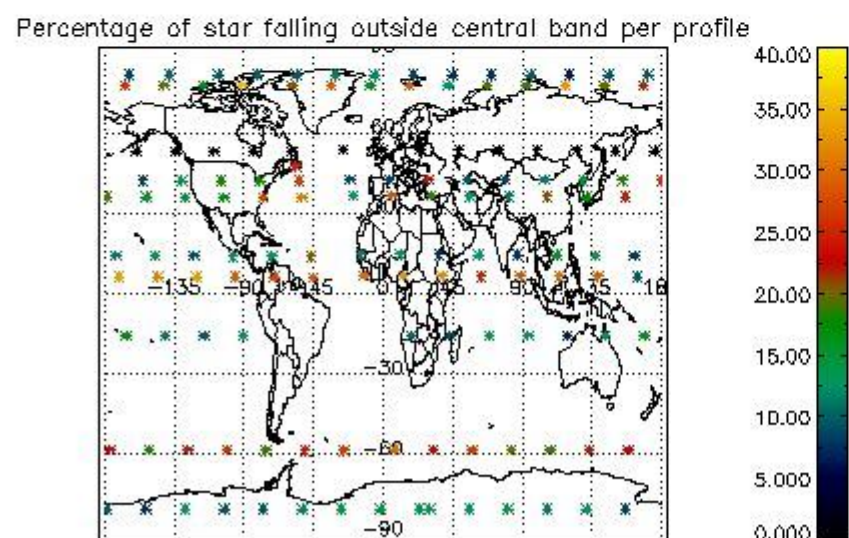
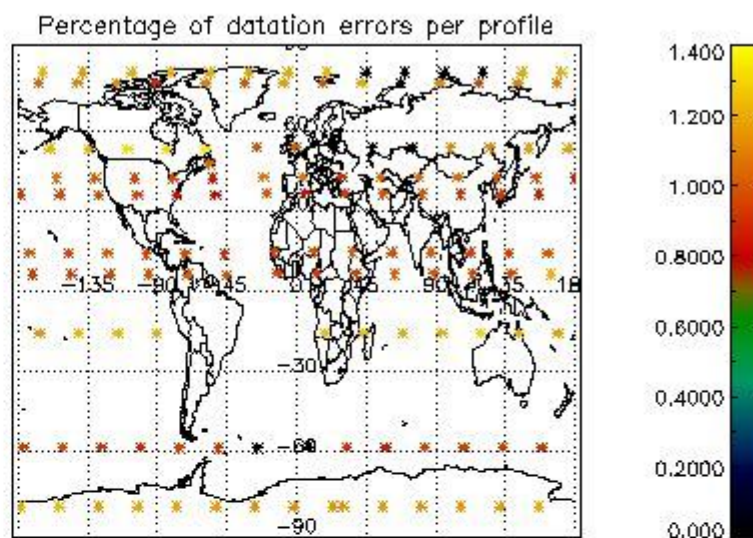
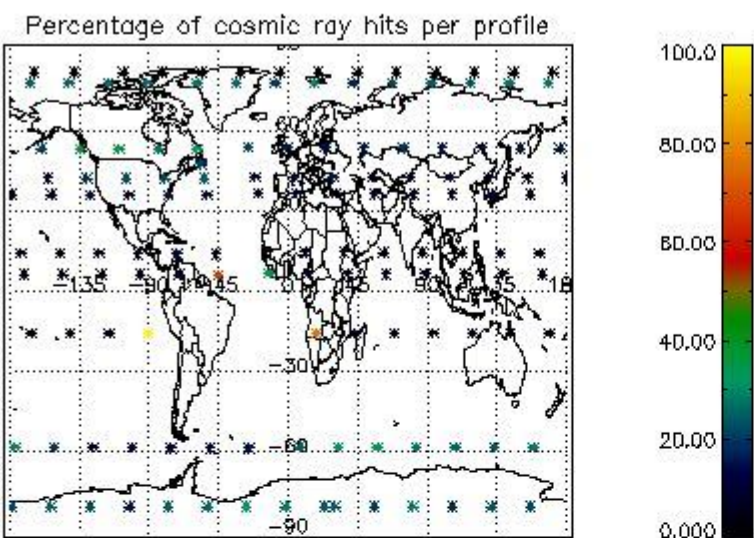


4.1.2 Plot level 1 quality information per product (time dependant): ENVI SAT DESCENDING passes

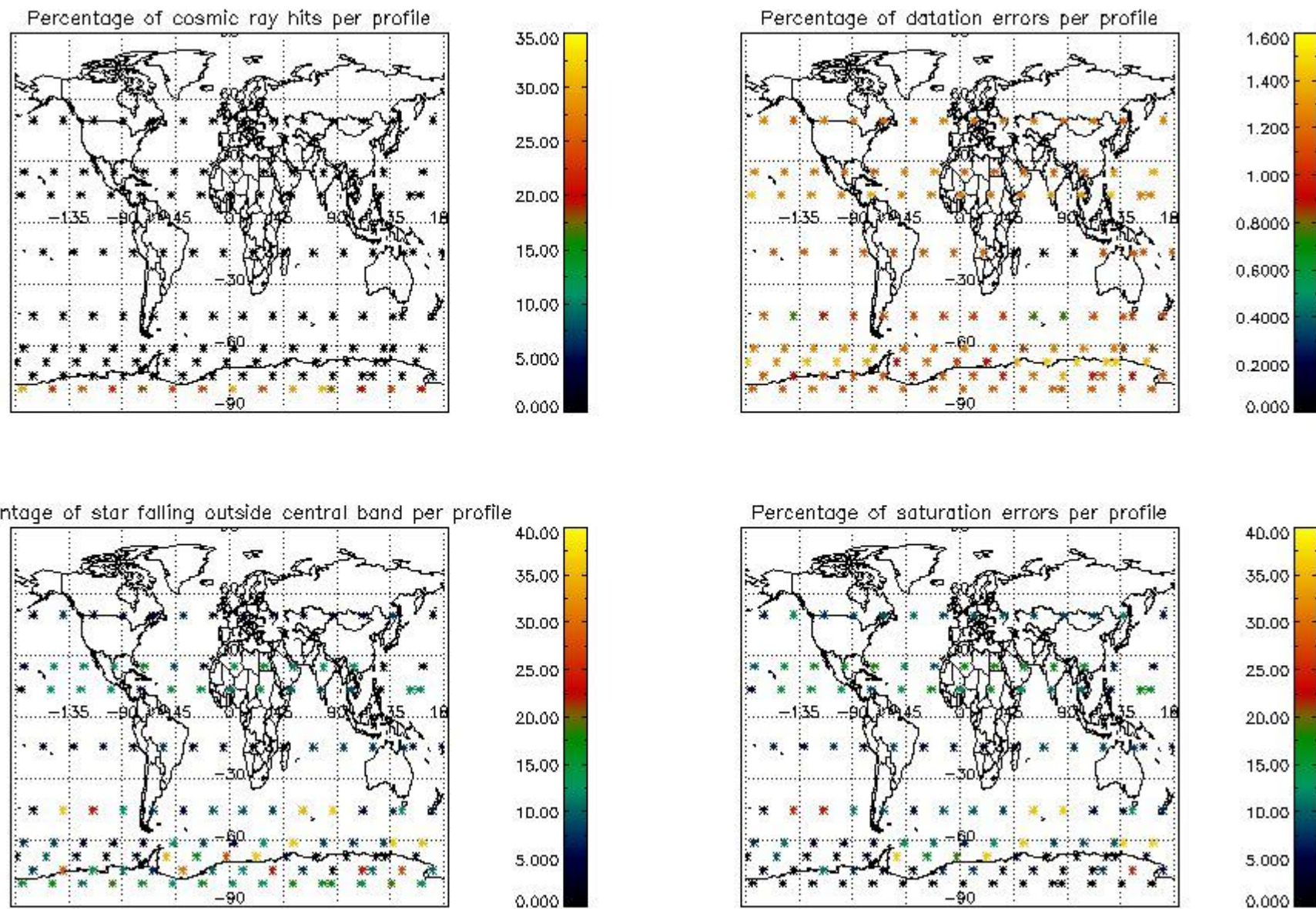


4.2 Plot quality information per product coming from level 1b processing (world map)

4.2.1 Plot level 1 quality information per product (world map): ENVISAT ASCENDING passes



4.2.2 Plot level 1 quality information per product (world map): ENVISAT DESCENDING passes



5. Trace gas profiles

5.1 Ozone statistics based on quality of products

The final quality of the products can be "measured" using the STD (Standard Deviation) attached to every point profile. This information is written to the parameter GOM_NL__2P/NL_LOCAL_SPECIES_DENSITY/o3_std of the level 2 products. The table below shows the statistics for given STD ranges.

The statistics are given with respect to the overall valid production:

- Products without fatal errors: GOM_NL__2P/MPH/PRODUCT_ERR=0
- Valid point profile: GOM_NL__2P/NL_LOCAL_SPECIES_DENSITY/pcd(0)=0

The 'Criteria' is applied to valid points of dark limb products:

- Products in dark limb illumination condition: GOM_NL__2P/NL_SUMMARY_QUALITY/obs_ill_cond=0
- Products without fatal errors: GOM_NL__2P/MPH/PRODUCT_ERR=0
- Valid point profile: GOM_NL__2P/NL_LOCAL_SPECIES_DENSITY/pcd(0)=0

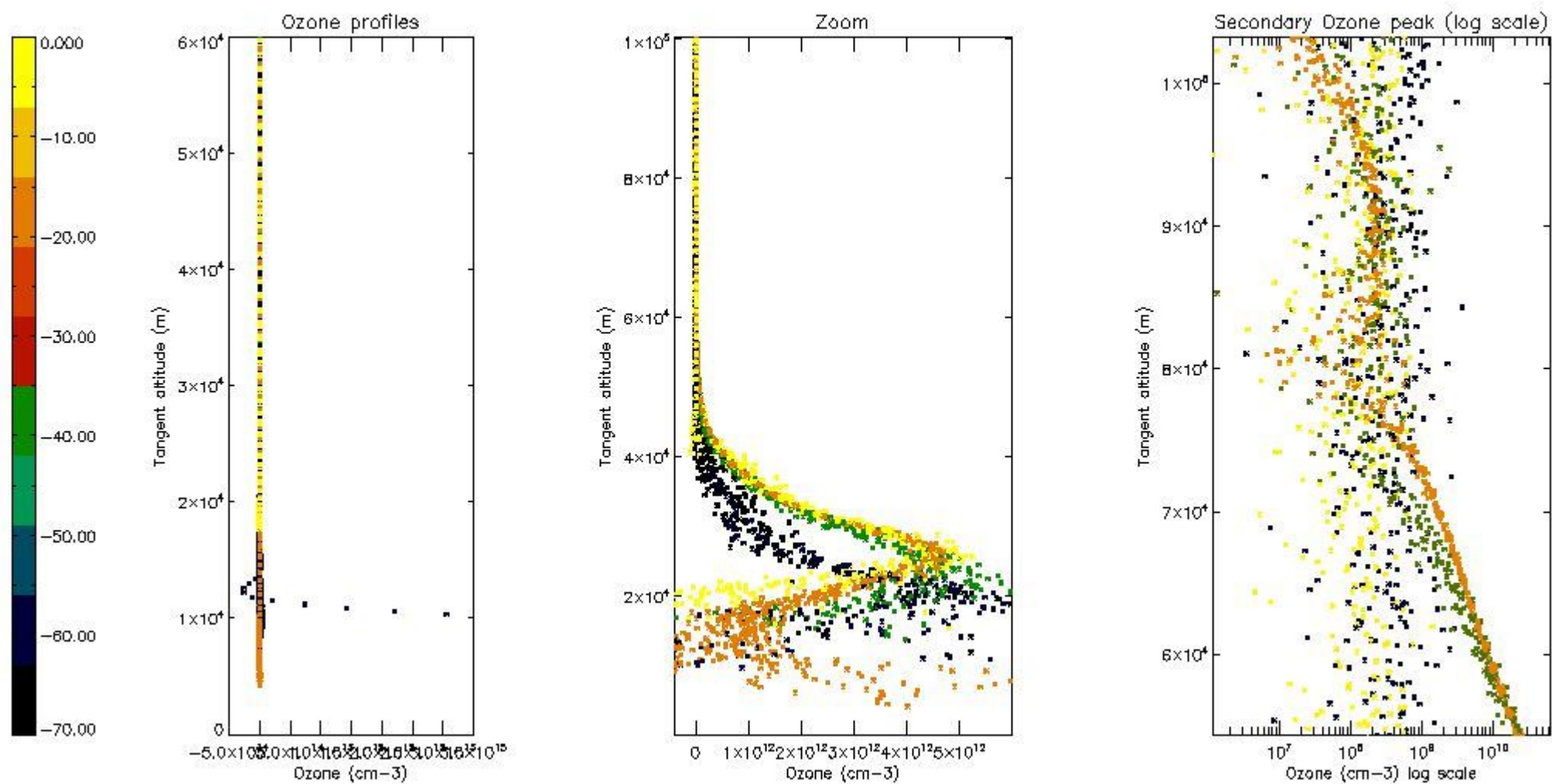
So, the table below shows the percentage of dark limb and valid observations for each criteria with respect to the overall valid daily observations.

Criteria	% of total production
All STD	22
STD < 20	8

STD < 10	5
STD < 5	3

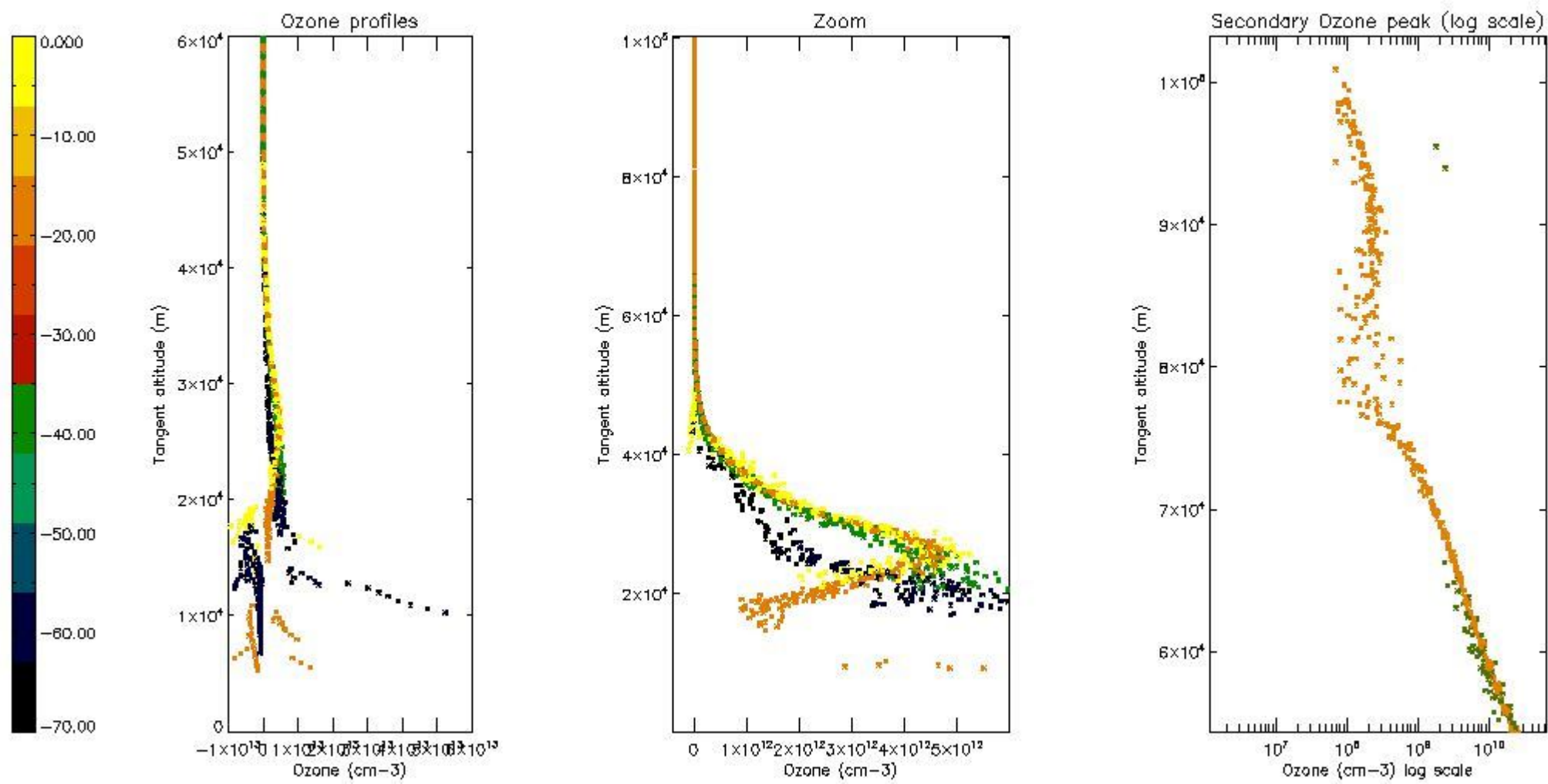
5.2 Plot ozone profiles for all STD (dark without errors)

The colorbar represents the latitude.



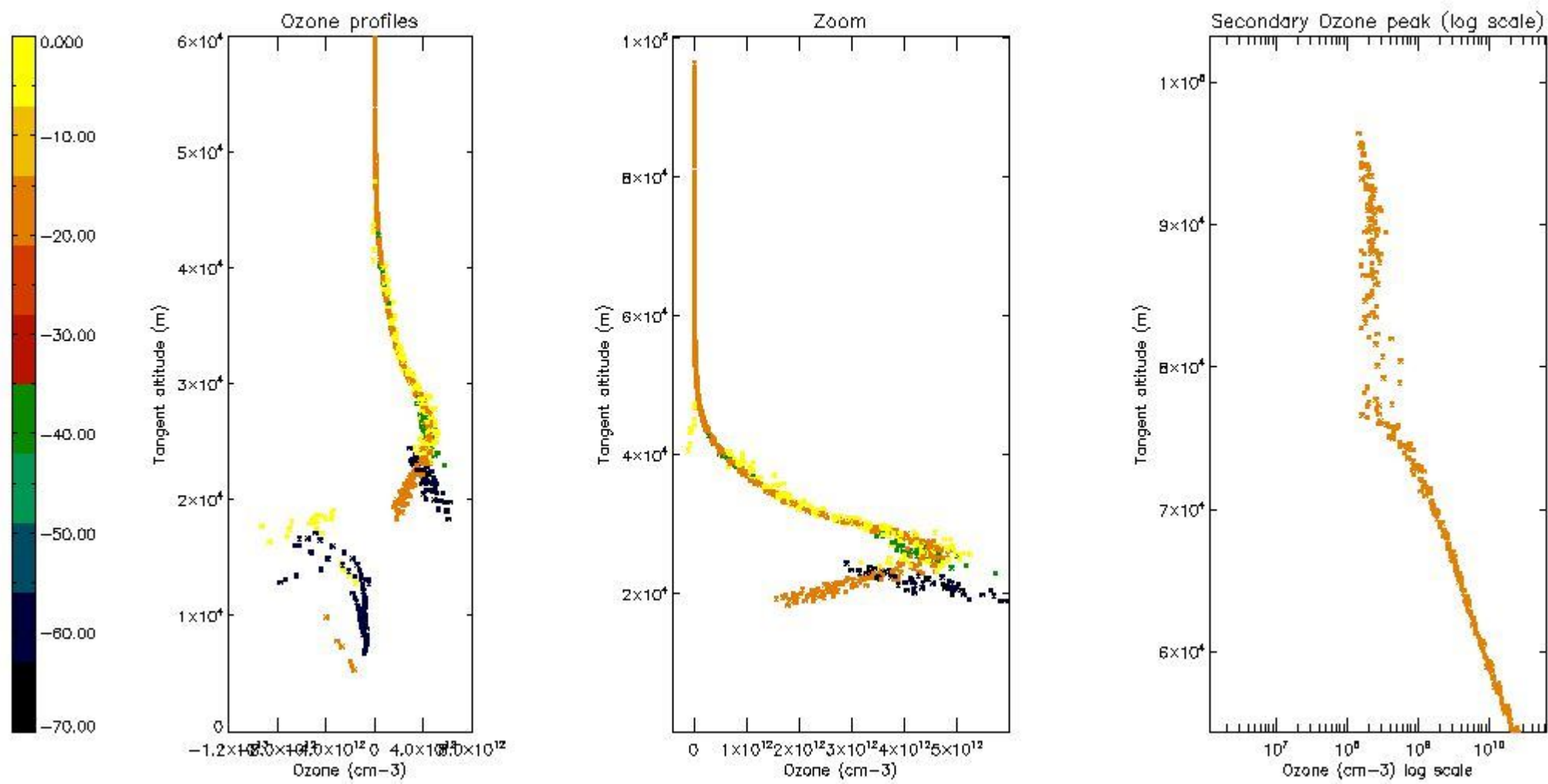
5.3 Plot ozone profiles where STD < 20% (dark without errors)

The colorbar represents the latitude.



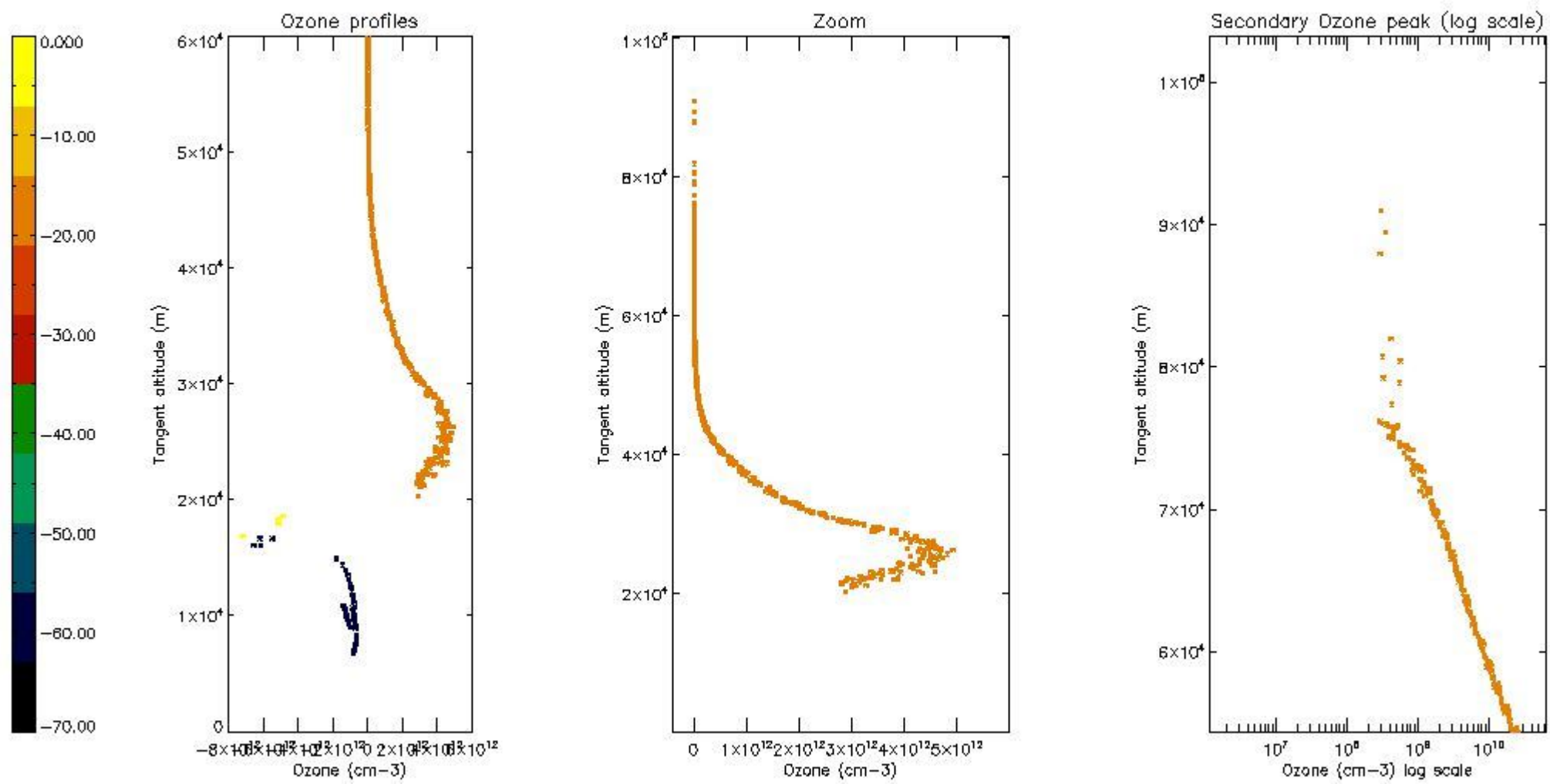
5.4 Plot ozone profiles where STD < 10% (dark without errors)

The colorbar represents the latitude.



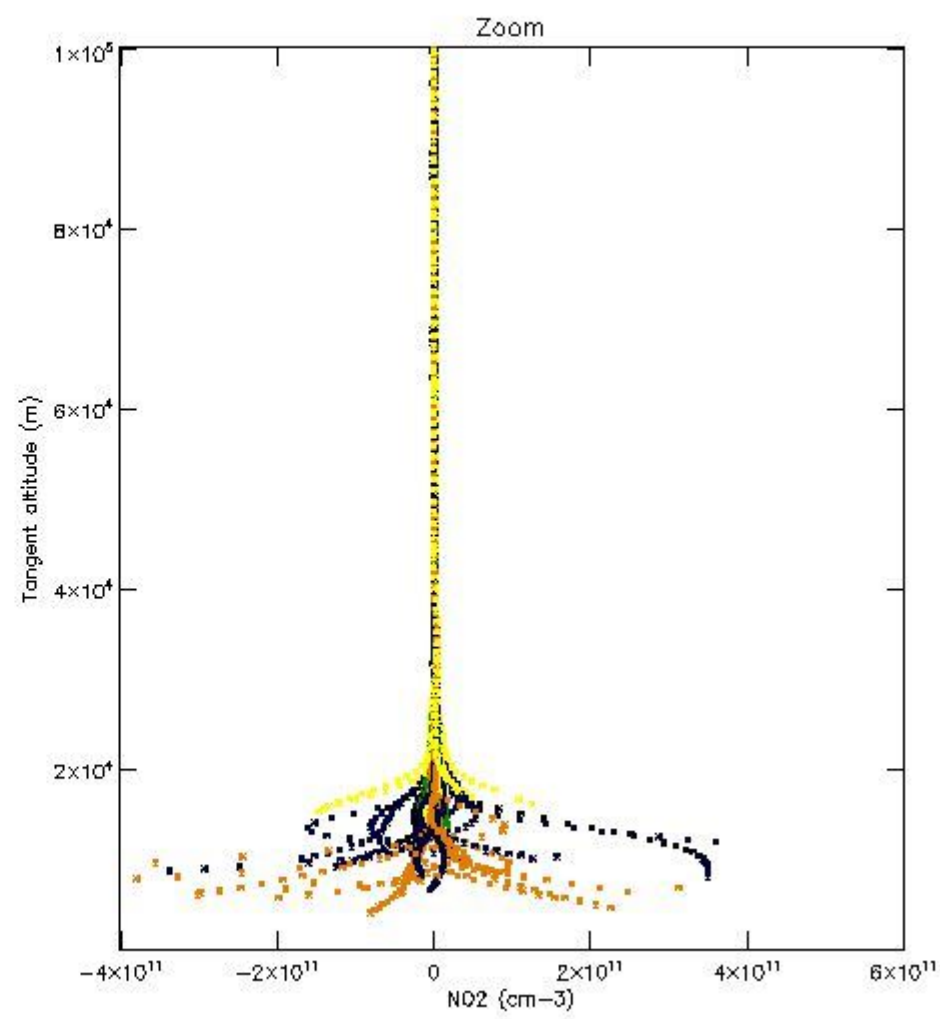
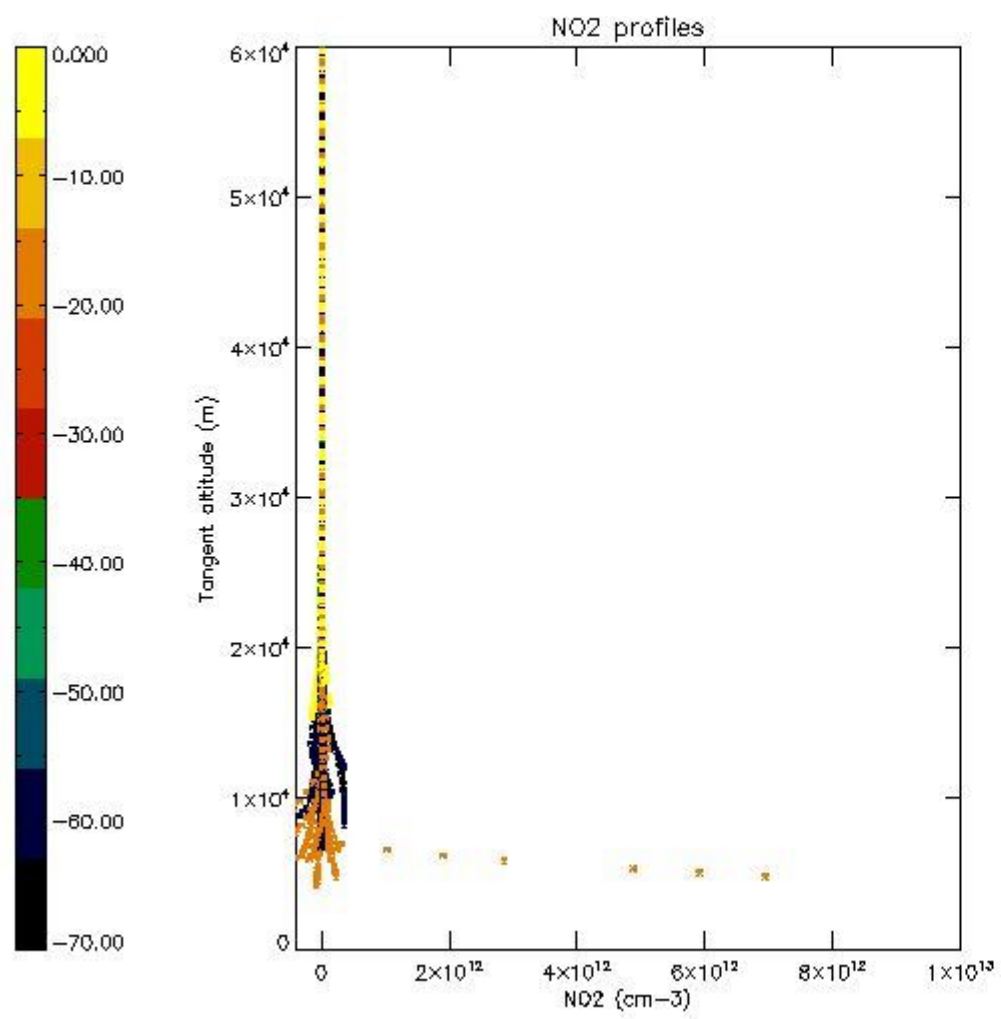
5.5 Plot ozone profiles where STD < 5% (dark without errors)

The colorbar represents the latitude.



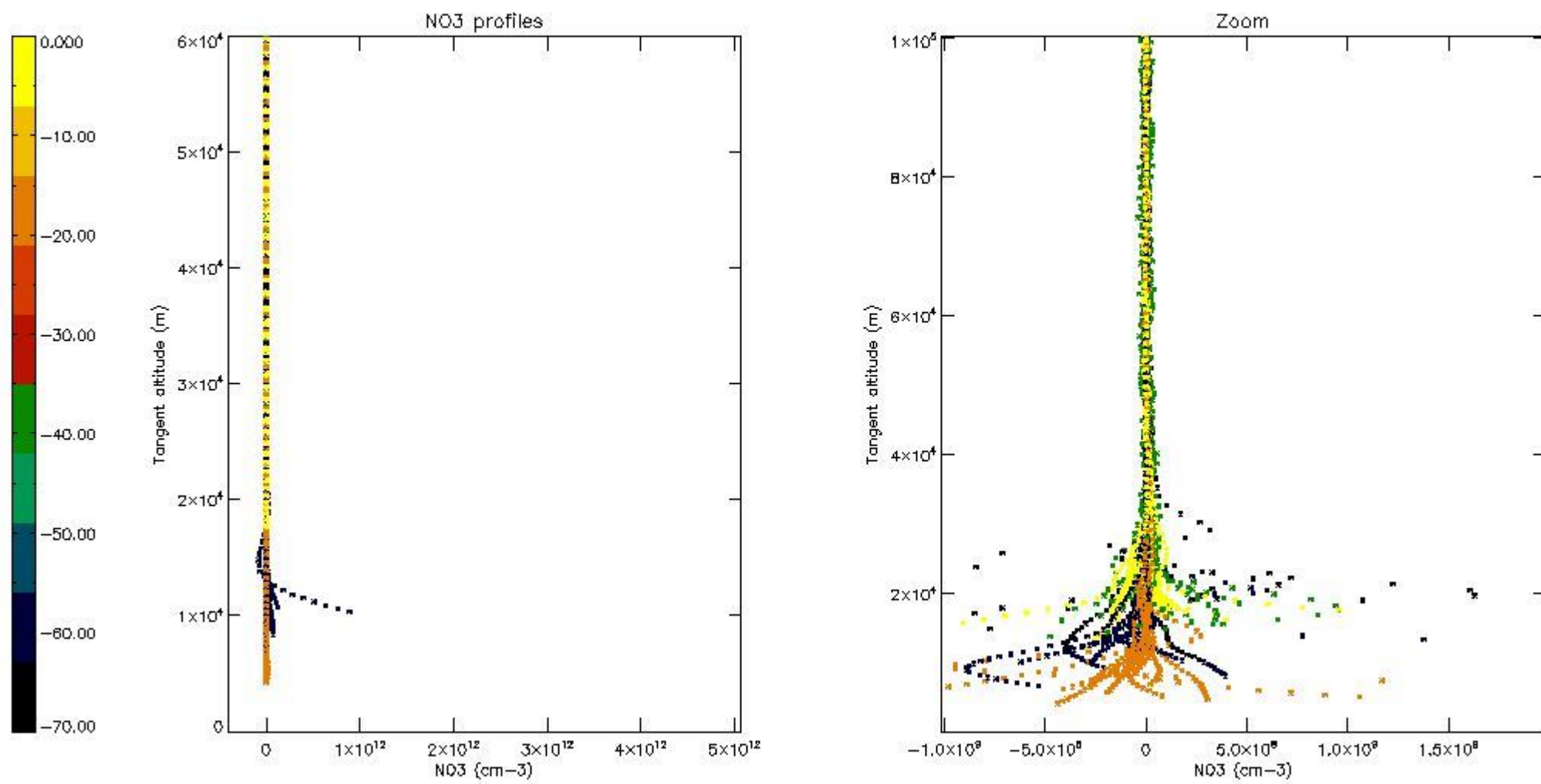
5.6 Plot NO₂ profiles for all STD (dark without errors)

The colorbar represents the latitude.



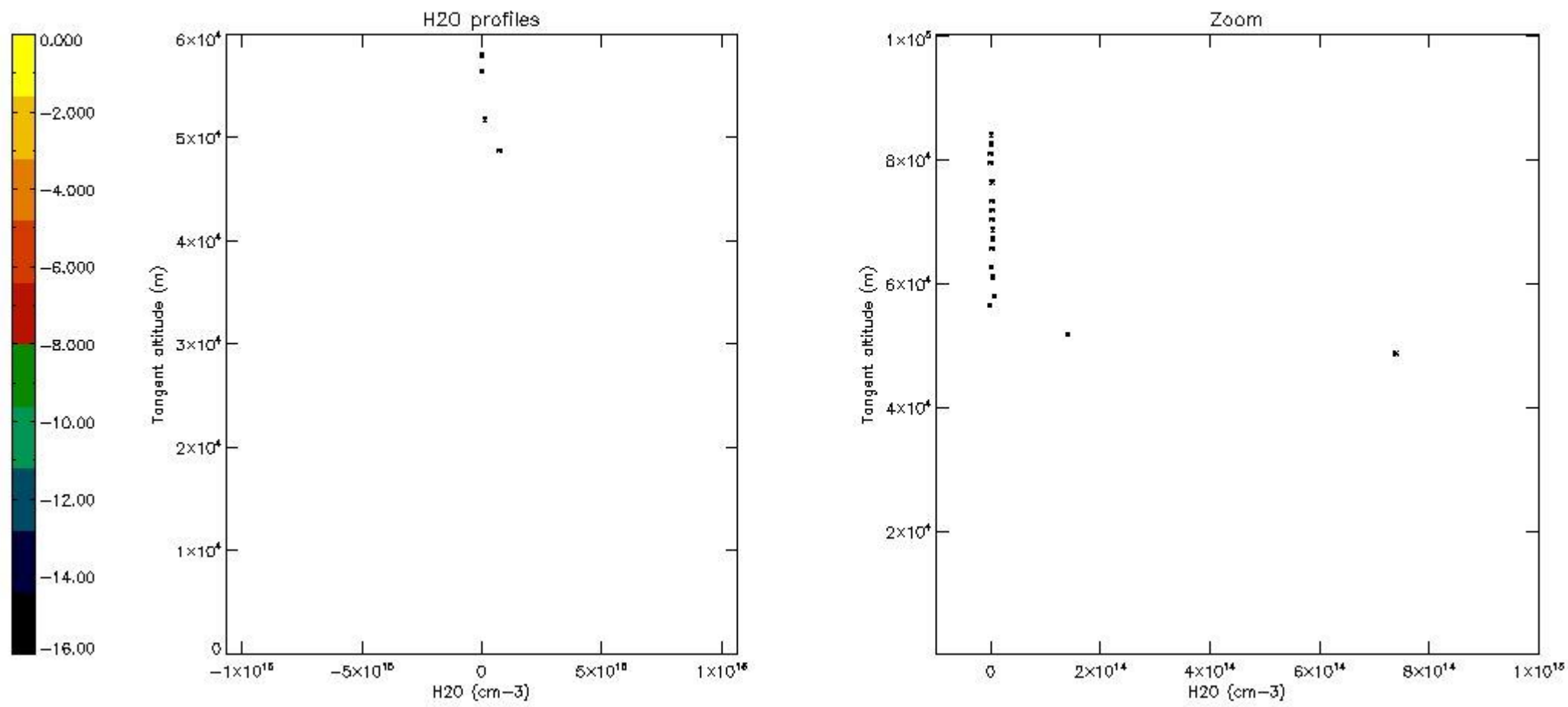
5.7 Plot NO3 profiles for all STD (dark without errors)

The colorbar represents the latitude.



5.8 Plot H2O profiles for all STD (only for occultations of stars 1,2,3,4,13,14,16,26,63 dark without errors)

The colorbar represents the latitude.



6. Auxiliary Data Files used for the production reported in section 2

The number reported in the third column indicates since which file (see list in section 2) the corresponding auxiliary file has been used. The fourth column is the date of those product files.

Type	Auxiliary Filename	Used since product	Used since product date
INST_PHYS_CHARACTERISTICS	GOM_INS_AXVIEC20091111_143220_20030716_120000_20500101_000000	1	10-JUL-2010 00:00:34
LEVEL-2_PROC_CONFIG	GOM_PR2_AXVIEC20091111_152718_20020301_000000_20500101_000000	1	10-JUL-2010 00:00:34
CROSS_SECTIONS_FILE	GOM_CRS_AXVIEC20091111_154832_20020301_000000_20500101_000000	1	10-JUL-2010 00:00:34

GOMOS Level 2 Daily Report

SUMMARY

[1. General Info](#)

[2. Summary of processed GOM_NL_2P products](#)

[3. Level 2 Quality information per product](#)

[3.1 Plot of level 2 quality information per product \(time dependant\)](#)

[3.2 Plot of level 2 quality information per product \(world map\)](#)

[4. Level 1 Quality information per product \(stored on level 2 products\)](#)

[4.1 Plot of level 1 quality information per product \(time dependant\)](#)

[4.1.1 Plot of level 1 quality information per product \(time dependant\): ASCENDING](#)

[4.1.2 Plot of level 1 quality information per product \(time dependant\): DESCENDING](#)

[4.2 Plot of level 1 quality information per product \(world map\)](#)

[4.2.1 Plot of level 1 quality information per product \(world map\): ASCENDING](#)

[4.2.2 Plot of level 1 quality information per product \(world map\): DESCENDING](#)

[5. Ozone profiles based on quality statistics and other trace gas profiles](#)

[5.1 Ozone statistics based on quality of products](#)

[5.2 Plot ozone profiles for all STD \(dark without errors\)](#)

[5.3 Plot ozone profiles where STD < 20% \(dark without errors\)](#)

[5.4. Plot ozone profiles where STD < 10% \(dark without errors\)](#)

[5.5. Plot ozone profiles where STD < 5% \(dark without errors\)](#)

[5.6 Plot NO2 profiles for all STD \(dark without errors\)](#)

[5.7 Plot NO3 profiles for all STD \(dark without errors\)](#)

[5.8 Plot H2O profiles \(only for occultations of stars 1,2,3,4,13,14,16,26,63 dark without errors\) for all STD](#)

[6. Auxiliary Data Files used for the production reported in section 2](#)

This report presents the daily analysis on parameters extracted from GOMOS level 2 data (GOM_NL__2P). It is intended to monitor some important parameters that will impact the quality of these products. A list of level 2 products (and content) that have arrived during the reporting day to the PCF is also given.

Item	Value
Time of report generation	29APR2013 12:51:43
Data source version	GOMOS/6.01
Start time of products	10-07-2010 (10JUL2010 00:00:00)
Stop time of products	11-07-2010 (11JUL2010 00:00:00)
Store outputs in DB	Yes
Nb of level 2 prods	272
Nb of prods with errors	0

2. Summary of processed GOM_NL__2P products.

Nr	Filename	UTC Start time	Limb	Duration	Star Id	Star Name	Star Mag	Star Temp	Nb Meas	Orbit	Prod. error
1	GOM_NL__2PRFIN20100710_000034_000000412091_00059_43700_0121.N1	10-JUL-2010 00:00:34	Bright	40.500	69	33Gam Dra	2.2310	3800.0	81	43700	No
2	GOM_NL__2PRFIN20100710_000826_000000452091_00059_43700_0122.N1	10-JUL-2010 00:08:26	Bright	44.500	89	5Alp Cep	2.4510	8000.0	89	43700	No
3	GOM_NL__2PRFIN20100710_001706_000000452091_00059_43700_0123.N1	10-JUL-2010 00:17:06	Bright	45.000	76	27Gam Cas	2.3000	30000.	90	43700	No
4	GOM_NL__2PRFIN20100710_002136_000000412091_00059_43700_0124.N1	10-JUL-2010 00:21:36	Bright	41.000	160	23Gam Per	2.9300	4700.0	82	43700	No
5	GOM_NL__2PRFIN20100710_002331_000000352091_00059_43700_0125.N1	10-JUL-2010 00:23:31	Bright	35.000	175	39Del Per	3.0100	19400.	70	43700	No
6	GOM_NL__2PRFIN20100710_002541_000000522091_00059_43700_0126.N1	10-JUL-2010 00:25:41	Bright	52.000	79	26Bet Per	2.3100	13100.	104	43700	No
7	GOM_NL__2PRFIN20100710_002821_000000432091_00059_43700_0127.N1	10-JUL-2010 00:28:21	Bright	43.000	150	44Zet Per	2.8900	28000.	86	43700	No
8	GOM_NL__2PRFIN20100710_003047_000000442091_00059_43700_0128.N1	10-JUL-2010 00:30:47	Twilight	43.500	146	25Eta Tau	2.8730	15200.	87	43700	No
9	GOM_NL__2PRFIN20100710_003804_000000572091_00059_43700_0129.N1	10-JUL-2010 00:38:04	Dark	57.000	94	92Alp Cet	2.5260	3100.0	114	43700	No
10	GOM_NL__2PRFIN20100710_005622_000000522091_00060_43701_0127.N1	10-JUL-2010 00:56:22	Dark	51.500	9	Alp Eri	0.45300	24000.	103	43701	No
11	GOM_NL__2PRFIN20100710_005832_000000572091_00060_43701_0128.N1	10-JUL-2010 00:58:32	Dark	56.500	84	Alp Phe	2.3970	4500.0	113	43701	No
12	GOM_NL__2PRFIN20100710_010444_000000642091_00060_43701_0129.N1	10-JUL-2010 01:04:44	Straylight	63.500	63	Bet Gru	2.1500	2800.0	127	43701	No
13	GOM_NL__2PRFIN20100710_010629_000000592091_00060_43701_0130.N1	10-JUL-2010 01:06:29	Straylight	59.000	31	Alp Gru	1.7340	15200.	118	43701	No
14	GOM_NL__2PRFIN20100710_010803_000000482091_00060_43701_0131.N1	10-JUL-2010 01:08:03	Straylight	48.000	45	Alp Pav	1.9400	26000.	96	43701	No
15	GOM_NL__2PRFIN20100710_010938_000000372091_00060_43701_0132.N1	10-JUL-2010 01:09:38	Straylight	37.000	172	Gam Gru	3.0030	13100.	74	43701	No
16	GOM_NL__2PRFIN20100710_011708_000000562091_00060_43701_0133.N1	10-JUL-2010 01:17:08	Bright	56.000	103	38Zet Sgr	2.6000	9700.0	112	43701	No
17	GOM_NL__2PRFIN20100710_011943_000000432091_00060_43701_0134.N1	10-JUL-2010 01:19:43	Bright	43.000	155	41Pi Sgr	2.9000	6600.0	86	43701	No
18	GOM_NL__2PRFIN20100710_013059_000000442091_00060_43701_0135.N1	10-JUL-2010 01:30:59	Bright	43.500	168	17Zet Aql	2.9860	11000.	87	43701	No
19	GOM_NL__2PRFIN20100710_013802_000000392091_00060_43701_0136.N1	10-JUL-2010 01:38:02	Bright	38.500	5	3Alp Lyr	0.033000	11000.	77	43701	No
20	GOM_NL__2PRFIN20100710_014110_000000352091_00060_43701_0137.N1	10-JUL-2010 01:41:10	Bright	35.000	69	33Gam Dra	2.2310	3800.0	70	43701	No
21	GOM_NL__2PRFIN20100710_014901_000000462091_00060_43701_0138.N1	10-JUL-2010 01:49:01	Bright	45.500	89	5Alp Cep	2.4510	8000.0	91	43701	No
22	GOM_NL__2PRFIN20100710_015741_000000452091_00060_43701_0139.N1	10-JUL-2010 01:57:41	Bright	45.000	76	27Gam Cas	2.3000	30000.	90	43701	No
23	GOM_NL__2PRFIN20100710_020211_000000412091_00060_43701_0140.N1	10-JUL-2010 02:02:11	Bright	40.500	160	23Gam Per	2.9300	4700.0	81	43701	No
24	GOM_NL__2PRFIN20100710_020407_000000352091_00060_43701_0141.N1	10-JUL-2010 02:04:07	Bright	34.500	175	39Del Per	3.0100	19400.	69	43701	No
25	GOM_NL__2PRFIN20100710_020617_000000372091_00060_43701_0142.N1	10-JUL-2010 02:06:17	Bright	36.500	79	26Bet Per	2.3100	13100.	73	43701	No
26	GOM_NL__2PRFIN20100710_020857_000000452091_00060_43701_0143.N1	10-JUL-2010 02:08:57	Bright	44.500	150	44Zet Per	2.8900	28000.	89	43701	No
27	GOM_NL__2PRFIN20100710_021123_000000442091_00060_43701_0144.N1	10-JUL-2010 02:11:23	Twilight	44.000	146	25Eta Tau	2.8730	15200.	88	43701	No
28	GOM_NL__2PRFIN20100710_021841_000000562091_00060_43701_0145.N1	10-JUL-2010 02:18:41	Dark	56.000	94	92Alp Cet	2.5260	3100.0	112	43701	No
29	GOM_NL__2PRFIN20100710_023659_000000492091_00061_43702_0138.N1	10-JUL-2010 02:36:59	Dark	49.000	9	Alp Eri	0.45300	24000.	98	43702	No
30	GOM_NL__2PRFIN20100710_023910_000000522091_00061_43702_0139.N1	10-JUL-2010 02:39:10	Dark	51.500	84	Alp Phe	2.3970	4500.0	103	43702	No
31	GOM_NL__2PRFIN20100710_024521_000000612091_00061_43702_0140.N1	10-JUL-2010 02:45:21	Straylight	61.000	63	Bet Gru	2.1500	2800.0	122	43702	No
32	GOM_NL__2PRFIN20100710_024706_000000522091_00061_43702_0141.N1	10-JUL-2010 02:47:06	Straylight	51.500	31	Alp Gru	1.7340	15200.	103	43702	No
33	GOM_NL__2PRFIN20100710_025015_000000382091_00061_43702_0142.N1	10-JUL-2010 02:50:15	Straylight	38.000	172	Gam Gru	3.0030	13100.	76	43702	No
34	GOM_NL__2PRFIN20100710_025745_000000442091_00061_43702_0143.N1	10-JUL-2010 02:57:45	Bright	44.000	103	38Zet Sgr	2.6000	9700.0	88	43702	No
35	GOM_NL__2PRFIN20100710_030019_000000412091_00061_43702_0144.N1	10-JUL-2010 03:00:19	Bright	41.000	155	41Pi Sgr	2.9000	6600.0	82	43702	No
36	GOM_NL__2PRFIN20100710_031135_000000422091_00061_43702_0145.N1	10-JUL-2010 03:11:35	Bright	41.500	168	17Zet Aql	2.9860	11000.	83	43702	No
37	GOM_NL__2PRFIN20100710_031838_000000432091_00061_43702_0146.N1	10-JUL-2010 03:18:38	Bright	43.000	5	3Alp Lyr	0.033000	11000.	86	43702	No
38	GOM_NL__2PRFIN20100710_032146_000000382091_00061_43702_0147.N1	10-JUL-2010 03:21:46	Bright	38.000	69	33Gam Dra	2.2310	3800.0	76	43702	No
39	GOM_NL__2PRFIN20100710_032936_000000462091_00061_43702_0148.N1	10-JUL-2010 03:29:36	Bright	45.500	89	5Alp Cep	2.4510	8000.0	91	43702	No
40	GOM_NL__2PRFIN20100710_033817_000000672091_00061_43702_0149.N1	10-JUL-2010 03:38:17	Bright	67.000	76	27Gam Cas	2.3000	30000.	134	43702	No
41	GOM_NL__2PRFIN20100710_034247_000000412091_00061_43702_0150.N1	10-JUL-2010 03:42:47	Bright	40.500	160	23Gam Per	2.9300	4700.0	81	43702	No
42	GOM_NL__2PRFIN20100710_034443_000000342091_00061_43702_0151.N1	10-JUL-2010 03:44:43	Bright	34.000	175	39Del Per	3.0100	19400.	68	43702	No

43	GOM_NL__2PRFIN20100710_034653_000000422091_00061_43702_0152.N1	10-JUL-2010 03:46:53	Bright	41.500	79	26Bet Per	2.3100	13100.	83	43702	No
44	GOM_NL__2PRFIN20100710_034933_000000442091_00061_43702_0153.N1	10-JUL-2010 03:49:33	Bright	43.500	150	44Zet Per	2.8900	28000.	87	43702	No
45	GOM_NL__2PRFIN20100710_035200_000000442091_00061_43702_0154.N1	10-JUL-2010 03:52:00	Twilight	44.000	146	25Eta Tau	2.8730	15200.	88	43702	No
46	GOM_NL__2PRFIN20100710_035917_000000532091_00061_43702_0155.N1	10-JUL-2010 03:59:17	Dark	53.000	94	92Alp Cet	2.5260	3100.0	106	43702	No
47	GOM_NL__2PRFIN20100710_041124_000000422091_00061_43702_0156.N1	10-JUL-2010 04:11:24	Dark	41.500	157	The1Eri	2.9060	9300.0	83	43702	No
48	GOM_NL__2PRFIN20100710_041736_000000512091_00062_43703_0150.N1	10-JUL-2010 04:17:36	Dark	50.500	9	Alp Eri	0.45300	24000.	101	43703	No
49	GOM_NL__2PRFIN20100710_041946_000000532091_00062_43703_0151.N1	10-JUL-2010 04:19:46	Dark	53.000	84	Alp Phe	2.3970	4500.0	106	43703	No
50	GOM_NL__2PRFIN20100710_042558_000000532091_00062_43703_0152.N1	10-JUL-2010 04:25:58	Straylight	53.000	63	Bet Gru	2.1500	2800.0	106	43703	No
51	GOM_NL__2PRFIN20100710_042743_000000532091_00062_43703_0153.N1	10-JUL-2010 04:27:43	Straylight	52.500	31	Alp Gru	1.7340	15200.	105	43703	No
52	GOM_NL__2PRFIN20100710_043052_000000382091_00062_43703_0154.N1	10-JUL-2010 04:30:52	Straylight	38.000	172	Gam Gru	3.0030	13100.	76	43703	No
53	GOM_NL__2PRFIN20100710_043821_000000462091_00062_43703_0155.N1	10-JUL-2010 04:38:21	Bright	45.500	103	38Zet Sgr	2.6000	9700.0	91	43703	No
54	GOM_NL__2PRFIN20100710_044055_000000422091_00062_43703_0156.N1	10-JUL-2010 04:40:55	Bright	41.500	155	41Pi Sgr	2.9000	6600.0	83	43703	No
55	GOM_NL__2PRFIN20100710_045210_000000422091_00062_43703_0157.N1	10-JUL-2010 04:52:10	Bright	41.500	168	17Zet Aql	2.9860	11000.	83	43703	No
56	GOM_NL__2PRFIN20100710_045914_000000442091_00062_43703_0158.N1	10-JUL-2010 04:59:14	Bright	44.000	5	3Alp Lyr	0.033000	11000.	88	43703	No
57	GOM_NL__2PRFIN20100710_050221_000000382091_00062_43703_0159.N1	10-JUL-2010 05:02:21	Bright	38.000	69	33Gam Dra	2.2310	3800.0	76	43703	No
58	GOM_NL__2PRFIN20100710_051011_000000462091_00062_43703_0160.N1	10-JUL-2010 05:10:11	Bright	45.500	89	5Alp Cep	2.4510	8000.0	91	43703	No
59	GOM_NL__2PRFIN20100710_051852_000000672091_00062_43703_0161.N1	10-JUL-2010 05:18:52	Bright	67.000	76	27Gam Cas	2.3000	30000.	134	43703	No
60	GOM_NL__2PRFIN20100710_052323_000000582091_00062_43703_0162.N1	10-JUL-2010 05:23:23	Bright	58.000	160	23Gam Per	2.9300	4700.0	116	43703	No
61	GOM_NL__2PRFIN20100710_052519_000000372091_00062_43703_0163.N1	10-JUL-2010 05:25:19	Bright	36.500	175	39Del Per	3.0100	19400.	73	43703	No
62	GOM_NL__2PRFIN20100710_052729_000000522091_00062_43703_0164.N1	10-JUL-2010 05:27:29	Bright	51.500	79	26Bet Per	2.3100	13100.	103	43703	No
63	GOM_NL__2PRFIN20100710_053009_000000442091_00062_43703_0165.N1	10-JUL-2010 05:30:09	Bright	43.500	150	44Zet Per	2.8900	28000.	87	43703	No
64	GOM_NL__2PRFIN20100710_053236_000000432091_00062_43703_0166.N1	10-JUL-2010 05:32:36	Twilight	43.000	146	25Eta Tau	2.8730	15200.	86	43703	No
65	GOM_NL__2PRFIN20100710_053954_000000572091_00062_43703_0167.N1	10-JUL-2010 05:39:54	Dark	57.000	94	92Alp Cet	2.5260	3100.0	114	43703	No
66	GOM_NL__2PRFIN20100710_055201_000000412091_00062_43703_0168.N1	10-JUL-2010 05:52:01	Dark	40.500	157	The1Eri	2.9060	9300.0	81	43703	No
67	GOM_NL__2PRFIN20100710_055812_000000532091_00063_43704_0161.N1	10-JUL-2010 05:58:12	Dark	53.000	9	Alp Eri	0.45300	24000.	106	43704	No
68	GOM_NL__2PRFIN20100710_060023_000000502091_00063_43704_0162.N1	10-JUL-2010 06:00:23	Dark	50.000	84	Alp Phe	2.3970	4500.0	100	43704	No
69	GOM_NL__2PRFIN20100710_060634_000000522091_00063_43704_0163.N1	10-JUL-2010 06:06:34	Straylight	52.000	63	Bet Gru	2.1500	2800.0	104	43704	No
70	GOM_NL__2PRFIN20100710_060820_000000502091_00063_43704_0164.N1	10-JUL-2010 06:08:20	Straylight	50.000	31	Alp Gru	1.7340	15200.	100	43704	No
71	GOM_NL__2PRFIN20100710_061128_000000412091_00063_43704_0165.N1	10-JUL-2010 06:11:28	Straylight	41.000	172	Gam Gru	3.0030	13100.	82	43704	No
72	GOM_NL__2PRFIN20100710_061857_000000492091_00063_43704_0166.N1	10-JUL-2010 06:18:57	Bright	48.500	103	38Zet Sgr	2.6000	9700.0	97	43704	No
73	GOM_NL__2PRFIN20100710_062131_000000422091_00063_43704_0167.N1	10-JUL-2010 06:21:31	Bright	42.000	155	41Pi Sgr	2.9000	6600.0	84	43704	No
74	GOM_NL__2PRFIN20100710_063246_000000412091_00063_43704_0168.N1	10-JUL-2010 06:32:46	Bright	41.000	168	17Zet Aql	2.9860	11000.	82	43704	No
75	GOM_NL__2PRFIN20100710_063949_000000432091_00063_43704_0169.N1	10-JUL-2010 06:39:49	Bright	42.500	5	3Alp Lyr	0.033000	11000.	85	43704	No
76	GOM_NL__2PRFIN20100710_064258_000000402091_00063_43704_0170.N1	10-JUL-2010 06:42:58	Bright	39.500	69	33Gam Dra	2.2310	3800.0	79	43704	No
77	GOM_NL__2PRFIN20100710_065046_000000422091_00063_43704_0171.N1	10-JUL-2010 06:50:46	Bright	41.500	89	5Alp Cep	2.4510	8000.0	83	43704	No
78	GOM_NL__2PRFIN20100710_065927_000000482091_00063_43704_0172.N1	10-JUL-2010 06:59:27	Bright	47.500	76	27Gam Cas	2.3000	30000.	95	43704	No
79	GOM_NL__2PRFIN20100710_070359_000000432091_00063_43704_0173.N1	10-JUL-2010 07:03:59	Bright	43.000	160	23Gam Per	2.9300	4700.0	86	43704	No
80	GOM_NL__2PRFIN20100710_070555_000000562091_00063_43704_0174.N1	10-JUL-2010 07:05:55	Bright	56.000	175	39Del Per	3.0100	19400.	112	43704	No
81	GOM_NL__2PRFIN20100710_070805_000000452091_00063_43704_0175.N1	10-JUL-2010 07:08:05	Bright	45.000	79	26Bet Per	2.3100	13100.	90	43704	No
82	GOM_NL__2PRFIN20100710_071046_000000452091_00063_43704_0176.N1	10-JUL-2010 07:10:46	Bright	44.500	150	44Zet Per	2.8900	28000.	89	43704	No
83	GOM_NL__2PRFIN20100710_071312_000000422091_00063_43704_0177.N1	10-JUL-2010 07:13:12	Twilight	42.000	146	25Eta Tau	2.8730	15200.	84	43704	No
84	GOM_NL__2PRFIN20100710_072030_000000552091_00063_43704_0178.N1	10-JUL-2010 07:20:30	Dark	55.000	94	92Alp Cet	2.5260	3100.0	110	43704	No
85	GOM_NL__2PRFIN20100710_073237_000000412091_00063_43704_0179.N1	10-JUL-2010 07:32:37	Dark	41.000	157	The1Eri	2.9060	9300.0	82	43704	No
86	GOM_NL__2PRFIN20100710_073849_000000532091_00064_43705_0184.N1	10-JUL-2010 07:38:49	Dark	53.000	9	Alp Eri	0.45300	24000.	106	43705	No
87	GOM_NL__2PRFIN20100710_074101_000000522091_00064_43705_0185.N1	10-JUL-2010 07:41:01	Dark	52.000	84	Alp Phe	2.3970	4500.0	104	43705	No
88	GOM_NL__2PRFIN20100710_074711_000000522091_00064_43705_0186.N1	10-JUL-2010 07:47:11	Straylight	52.000	63	Bet Gru	2.1500	2800.0	104	43705	No
89	GOM_NL__2PRFIN20100710_074856_000000472091_00064_43705_0187.N1	10-JUL-2010 07:48:56	Straylight	47.000	31	Alp Gru	1.7340	15200.	94	43705	No
90	GOM_NL__2PRFIN20100710_075205_000000412091_00064_43705_0188.N1	10-JUL-2010 07:52:05	Straylight	41.000	172	Gam Gru	3.0030	13100.	82	43705	No
91	GOM_NL__2PRFIN20100710_075933_000000462091_00064_43705_0189.N1	10-JUL-2010 07:59:33	Bright	46.000	103	38Zet Sgr	2.6000	9700.0	92	43705	No
92	GOM_NL__2PRFIN20100710_080207_000000402091_00064_43705_0190.N1	10-JUL-2010 08:02:07	Bright	39.500	155	41Pi Sgr	2.9000	6600.0	79	43705	No
93	GOM_NL__2PRFIN20100710_081322_000000422091_00064_43705_0191.N1	10-JUL-2010 08:13:22	Bright	41.500	168	17Zet Aql	2.9860	11000.	83	43705	No
94	GOM_NL__2PRFIN20100710_082025_000000452091_00064_43705_0192.N1	10-JUL-2010 08:20:25	Bright	44.500	5	3Alp Lyr	0.033000	11000.	89	43705	No
95	GOM_NL__2PRFIN20100710_082333_000000422091_00064_43705_0193.N1	10-JUL-2010 08:23:33	Bright	41.500	69	33Gam Dra	2.2310	3800.0	83	43705	No
96	GOM_NL__2PRFIN20100710_083122_000000432091_00064_43705_0194.N1	10-JUL-2010 08:31:22	Bright	42.500	89	5Alp Cep	2.4510	8000.0	85	43705	No
97	GOM_NL__2PRFIN20100710_084003_000000472091_00064_43705_0195.N1	10-JUL-2010 08:40:03	Bright	47.000	76	27Gam Cas	2.3000	30000.	94	43705	No
98	GOM_NL__2PRFIN20100710_084435_000000402091_00064_43705_0196.N1	10-JUL-2010 08:44:35	Bright	39.500	160	23Gam Per	2.9300	4700.0	79	43705	No
99	GOM_NL__2PRFIN20100710_084631_000000482091_00064_43705_0197.N1	10-JUL-2010 08:46:31	Bright	47.500	175	39Del Per	3.0100	19400.	95	43705	No
100	GOM_NL__2PRFIN20100710_084841_000000442091_00064_43705_0198.N1	10-JUL-2010 08:48:41	Bright	44.000	79	26Bet Per	2.3100	13100.	88	43705	No
101	GOM_NL__2PRFIN20100710_085121_000000432091_00064_43705_0199.N1	10-JUL-2010 08:51:21	Bright	42.500	150	44Zet Per	2.8900	28000.	85	43705	No

102	GOM_NL__2PRFIN20100710_085348_000000422091_00064_43705_0200.N1	10-JUL-2010 08:53:48	Twilight	42.000	146	25Eta Tau	2.8730	15200.	84	43705	No
103	GOM_NL__2PRFIN20100710_090107_000000522091_00064_43705_0201.N1	10-JUL-2010 09:01:07	Dark	52.000	94	92Alp Cet	2.5260	3100.0	104	43705	No
104	GOM_NL__2PRFIN20100710_091314_000000442091_00064_43705_0202.N1	10-JUL-2010 09:13:14	Dark	43.500	157	The1Eri	2.9060	9300.0	87	43705	No
105	GOM_NL__2PRFIN20100710_091926_000000542091_00065_43706_0269.N1	10-JUL-2010 09:19:26	Dark	54.000	9	Alp Eri	0.45300	24000.	108	43706	No
106	GOM_NL__2PRFIN20100710_092138_000000512091_00065_43706_0270.N1	10-JUL-2010 09:21:38	Dark	50.500	84	Alp Phe	2.3970	4500.0	101	43706	No
107	GOM_NL__2PRFIN20100710_092749_000000552091_00065_43706_0271.N1	10-JUL-2010 09:27:49	Straylight	54.500	63	Bet Gru	2.1500	2800.0	109	43706	No
108	GOM_NL__2PRFIN20100710_092933_000000582091_00065_43706_0272.N1	10-JUL-2010 09:29:33	Straylight	58.000	31	Alp Gru	1.7340	15200.	116	43706	No
109	GOM_NL__2PRFIN20100710_093242_000000432091_00065_43706_0273.N1	10-JUL-2010 09:32:42	Straylight	43.000	172	Gam Gru	3.0030	13100.	86	43706	No
110	GOM_NL__2PRFIN20100710_094009_000000452091_00065_43706_0274.N1	10-JUL-2010 09:40:09	Bright	45.000	103	38Zet Sgr	2.6000	9700.0	90	43706	No
111	GOM_NL__2PRFIN20100710_094244_000000412091_00065_43706_0275.N1	10-JUL-2010 09:42:44	Bright	41.000	155	41Pi Sgr	2.9000	6600.0	82	43706	No
112	GOM_NL__2PRFIN20100710_095357_000000422091_00065_43706_0276.N1	10-JUL-2010 09:53:57	Bright	41.500	168	17Zet Aql	2.9860	11000.	83	43706	No
113	GOM_NL__2PRFIN20100710_100101_000000442091_00065_43706_0277.N1	10-JUL-2010 10:01:01	Bright	43.500	5	3Alp Lyr	0.033000	11000.	87	43706	No
114	GOM_NL__2PRFIN20100710_100409_000000402091_00065_43706_0278.N1	10-JUL-2010 10:04:09	Bright	39.500	69	33Gam Dra	2.2310	3800.0	79	43706	No
115	GOM_NL__2PRFIN20100710_101157_000000442091_00065_43706_0279.N1	10-JUL-2010 10:11:57	Bright	43.500	89	5Alp Cep	2.4510	8000.0	87	43706	No
116	GOM_NL__2PRFIN20100710_102038_000000482091_00065_43706_0280.N1	10-JUL-2010 10:20:38	Bright	47.500	76	27Gam Cas	2.3000	30000.	95	43706	No
117	GOM_NL__2PRFIN20100710_102510_000000422091_00065_43706_0281.N1	10-JUL-2010 10:25:10	Bright	41.500	160	23Gam Per	2.9300	4700.0	83	43706	No
118	GOM_NL__2PRFIN20100710_102707_000000432091_00065_43706_0282.N1	10-JUL-2010 10:27:07	Bright	42.500	175	39Del Per	3.0100	19400.	85	43706	No
119	GOM_NL__2PRFIN20100710_102917_000000572091_00065_43706_0283.N1	10-JUL-2010 10:29:17	Bright	57.000	79	26Bet Per	2.3100	13100.	114	43706	No
120	GOM_NL__2PRFIN20100710_103157_000000442091_00065_43706_0284.N1	10-JUL-2010 10:31:57	Bright	44.000	150	44Zet Per	2.8900	28000.	88	43706	No
121	GOM_NL__2PRFIN20100710_103424_000000432091_00065_43706_0285.N1	10-JUL-2010 10:34:24	Twilight	43.000	146	25Eta Tau	2.8730	15200.	86	43706	No
122	GOM_NL__2PRFIN20100710_104143_000000552091_00065_43706_0286.N1	10-JUL-2010 10:41:43	Dark	54.500	94	92Alp Cet	2.5260	3100.0	109	43706	No
123	GOM_NL__2PRFIN20100710_105350_000000432091_00065_43706_0287.N1	10-JUL-2010 10:53:50	Dark	42.500	157	The1Eri	2.9060	9300.0	85	43706	No
124	GOM_NL__2PRFIN20100710_110002_000000412091_00066_43707_0299.N1	10-JUL-2010 11:00:02	Dark	41.000	9	Alp Eri	0.45300	24000.	82	43707	No
125	GOM_NL__2PRFIN20100710_110215_000000502091_00066_43707_0300.N1	10-JUL-2010 11:02:15	Dark	50.000	84	Alp Phe	2.3970	4500.0	100	43707	No
126	GOM_NL__2PRFIN20100710_110825_000000582091_00066_43707_0301.N1	10-JUL-2010 11:08:25	Straylight	58.000	63	Bet Gru	2.1500	2800.0	116	43707	No
127	GOM_NL__2PRFIN20100710_111010_000000532091_00066_43707_0302.N1	10-JUL-2010 11:10:10	Straylight	52.500	31	Alp Gru	1.7340	15200.	105	43707	No
128	GOM_NL__2PRFIN20100710_111319_000000432091_00066_43707_0303.N1	10-JUL-2010 11:13:19	Straylight	43.000	172	Gam Gru	3.0030	13100.	86	43707	No
129	GOM_NL__2PRFIN20100710_112045_000000532091_00066_43707_0304.N1	10-JUL-2010 11:20:45	Bright	52.500	103	38Zet Sgr	2.6000	9700.0	105	43707	No
130	GOM_NL__2PRFIN20100710_112320_000000402091_00066_43707_0305.N1	10-JUL-2010 11:23:20	Bright	40.000	155	41Pi Sgr	2.9000	6600.0	80	43707	No
131	GOM_NL__2PRFIN20100710_113433_000000412091_00066_43707_0306.N1	10-JUL-2010 11:34:33	Bright	40.500	168	17Zet Aql	2.9860	11000.	81	43707	No
132	GOM_NL__2PRFIN20100710_114136_000000392091_00066_43707_0307.N1	10-JUL-2010 11:41:36	Bright	38.500	5	3Alp Lyr	0.033000	11000.	77	43707	No
133	GOM_NL__2PRFIN20100710_114445_000000412091_00066_43707_0308.N1	10-JUL-2010 11:44:45	Bright	41.000	69	33Gam Dra	2.2310	3800.0	82	43707	No
134	GOM_NL__2PRFIN20100710_115233_000000442091_00066_43707_0309.N1	10-JUL-2010 11:52:33	Bright	43.500	89	5Alp Cep	2.4510	8000.0	87	43707	No
135	GOM_NL__2PRFIN20100710_120114_000000462091_00066_43707_0310.N1	10-JUL-2010 12:01:14	Bright	45.500	76	27Gam Cas	2.3000	30000.	91	43707	No
136	GOM_NL__2PRFIN20100710_120546_000000432091_00066_43707_0311.N1	10-JUL-2010 12:05:46	Bright	43.000	160	23Gam Per	2.9300	4700.0	86	43707	No
137	GOM_NL__2PRFIN20100710_120743_000000562091_00066_43707_0312.N1	10-JUL-2010 12:07:43	Bright	56.000	175	39Del Per	3.0100	19400.	112	43707	No
138	GOM_NL__2PRFIN20100710_120953_000000442091_00066_43707_0313.N1	10-JUL-2010 12:09:53	Bright	43.500	79	26Bet Per	2.3100	13100.	87	43707	No
139	GOM_NL__2PRFIN20100710_121234_000000462091_00066_43707_0314.N1	10-JUL-2010 12:12:34	Bright	45.500	150	44Zet Per	2.8900	28000.	91	43707	No
140	GOM_NL__2PRFIN20100710_121500_000000412091_00066_43707_0315.N1	10-JUL-2010 12:15:00	Twilight	40.500	146	25Eta Tau	2.8730	15200.	81	43707	No
141	GOM_NL__2PRFIN20100710_122220_000000552091_00066_43707_0316.N1	10-JUL-2010 12:22:20	Dark	54.500	94	92Alp Cet	2.5260	3100.0	109	43707	No
142	GOM_NL__2PRFIN20100710_123427_000000412091_00066_43707_0317.N1	10-JUL-2010 12:34:27	Dark	41.000	157	The1Eri	2.9060	9300.0	82	43707	No
143	GOM_NL__2PRFIN20100710_124038_000000522091_00067_43708_0383.N1	10-JUL-2010 12:40:38	Dark	51.500	9	Alp Eri	0.45300	24000.	103	43708	No
144	GOM_NL__2PRFIN20100710_124252_000000532091_00067_43708_0384.N1	10-JUL-2010 12:42:52	Dark	53.000	84	Alp Phe	2.3970	4500.0	106	43708	No
145	GOM_NL__2PRFIN20100710_124902_000000542091_00067_43708_0385.N1	10-JUL-2010 12:49:02	Straylight	54.000	63	Bet Gru	2.1500	2800.0	108	43708	No
146	GOM_NL__2PRFIN20100710_125047_000000512091_00067_43708_0386.N1	10-JUL-2010 12:50:47	Straylight	50.500	31	Alp Gru	1.7340	15200.	101	43708	No
147	GOM_NL__2PRFIN20100710_125356_000000452091_00067_43708_0387.N1	10-JUL-2010 12:53:56	Straylight	45.000	172	Gam Gru	3.0030	13100.	90	43708	No
148	GOM_NL__2PRFIN20100710_130122_000000452091_00067_43708_0388.N1	10-JUL-2010 13:01:22	Bright	44.500	103	38Zet Sgr	2.6000	9700.0	89	43708	No
149	GOM_NL__2PRFIN20100710_130356_000000402091_00067_43708_0389.N1	10-JUL-2010 13:03:56	Bright	40.000	155	41Pi Sgr	2.9000	6600.0	80	43708	No
150	GOM_NL__2PRFIN20100710_131508_000000432091_00067_43708_0390.N1	10-JUL-2010 13:15:08	Bright	42.500	168	17Zet Aql	2.9860	11000.	85	43708	No
151	GOM_NL__2PRFIN20100710_132212_000000412091_00067_43708_0391.N1	10-JUL-2010 13:22:12	Bright	40.500	5	3Alp Lyr	0.033000	11000.	81	43708	No
152	GOM_NL__2PRFIN20100710_132521_000000402091_00067_43708_0392.N1	10-JUL-2010 13:25:21	Bright	40.000	69	33Gam Dra	2.2310	3800.0	80	43708	No
153	GOM_NL__2PRFIN20100710_133308_000000462091_00067_43708_0393.N1	10-JUL-2010 13:33:08	Bright	46.000	89	5Alp Cep	2.4510	8000.0	92	43708	No
154	GOM_NL__2PRFIN20100710_134149_000000462091_00067_43708_0394.N1	10-JUL-2010 13:41:49	Bright	46.000	76	27Gam Cas	2.3000	30000.	92	43708	No
155	GOM_NL__2PRFIN20100710_134622_000000392091_00067_43708_0395.N1	10-JUL-2010 13:46:22	Bright	38.500	160	23Gam Per	2.9300	4700.0	77	43708	No
156	GOM_NL__2PRFIN20100710_134819_000000372091_00067_43708_0396.N1	10-JUL-2010 13:48:19	Bright	37.000	175	39Del Per	3.0100	19400.	74	43708	No
157	GOM_NL__2PRFIN20100710_135029_000000452091_00067_43708_0397.N1	10-JUL-2010 13:50:29	Bright	45.000	79	26Bet Per	2.3100	13100.	90	43708	No
158	GOM_NL__2PRFIN20100710_135310_000000422091_00067_43708_0398.N1	10-JUL-2010 13:53:10	Bright	42.000	150	44Zet Per	2.8900	28000.	84	43708	No
159	GOM_NL__2PRFIN20100710_135537_000000422091_00067_43708_0399.N1	10-JUL-2010 13:55:37	Twilight	41.500	146	25Eta Tau	2.8730	15200.	83	43708	No
160	GOM_NL__2PRFIN20100710_140256_000000552091_00067_43708_0400.N1	10-JUL-2010 14:02:56	Dark	54.500	94	92Alp Cet	2.5260	3100.0	109	43708	No

161	GOM_NL__2PRFIN20100710_141504_000000392091_00067_43708_0401.N1	10-JUL-2010 14:15:04	Dark	38.500	157	The1Eri	2.9060	9300.0	77	43708	No
162	GOM_NL__2PRFIN20100710_142115_000000522091_00068_43709_0391.N1	10-JUL-2010 14:21:15	Dark	52.000	9	Alp Eri	0.45300	24000.	104	43709	No
163	GOM_NL__2PRFIN20100710_142329_000000542091_00068_43709_0392.N1	10-JUL-2010 14:23:29	Dark	53.500	84	Alp Phe	2.3970	4500.0	107	43709	No
164	GOM_NL__2PRFIN20100710_142938_000000562091_00068_43709_0393.N1	10-JUL-2010 14:29:38	Straylight	55.500	63	Bet Gru	2.1500	2800.0	111	43709	No
165	GOM_NL__2PRFIN20100710_143123_000000482091_00068_43709_0394.N1	10-JUL-2010 14:31:23	Straylight	48.000	31	Alp Gru	1.7340	15200.	96	43709	No
166	GOM_NL__2PRFIN20100710_143432_000000452091_00068_43709_0395.N1	10-JUL-2010 14:34:32	Straylight	45.000	172	Gam Gru	3.0030	13100.	90	43709	No
167	GOM_NL__2PRFIN20100710_144158_000000452091_00068_43709_0396.N1	10-JUL-2010 14:41:58	Bright	44.500	103	38Zet Sgr	2.6000	9700.0	89	43709	No
168	GOM_NL__2PRFIN20100710_144432_000000412091_00068_43709_0397.N1	10-JUL-2010 14:44:32	Bright	40.500	155	41Pi Sgr	2.9000	6600.0	81	43709	No
169	GOM_NL__2PRFIN20100710_145544_000000422091_00068_43709_0398.N1	10-JUL-2010 14:55:44	Bright	42.000	168	17Zet Aql	2.9860	11000.	84	43709	No
170	GOM_NL__2PRFIN20100710_150247_000000452091_00068_43709_0399.N1	10-JUL-2010 15:02:47	Bright	44.500	5	3Alp Lyr	0.033000	11000.	89	43709	No
171	GOM_NL__2PRFIN20100710_150557_000000372091_00068_43709_0400.N1	10-JUL-2010 15:05:57	Bright	36.500	69	33Gam Dra	2.2310	3800.0	73	43709	No
172	GOM_NL__2PRFIN20100710_151343_000000442091_00068_43709_0401.N1	10-JUL-2010 15:13:43	Bright	43.500	89	5Alp Cep	2.4510	8000.0	87	43709	No
173	GOM_NL__2PRFIN20100710_152225_000000492091_00068_43709_0402.N1	10-JUL-2010 15:22:25	Bright	48.500	76	27Gam Cas	2.3000	30000.	97	43709	No
174	GOM_NL__2PRFIN20100710_152658_000000392091_00068_43709_0403.N1	10-JUL-2010 15:26:58	Bright	38.500	160	23Gam Per	2.9300	4700.0	77	43709	No
175	GOM_NL__2PRFIN20100710_152855_000000352091_00068_43709_0404.N1	10-JUL-2010 15:28:55	Bright	35.000	175	39Del Per	3.0100	19400.	70	43709	No
176	GOM_NL__2PRFIN20100710_153105_000000462091_00068_43709_0405.N1	10-JUL-2010 15:31:05	Bright	46.000	79	26Bet Per	2.3100	13100.	92	43709	No
177	GOM_NL__2PRFIN20100710_153346_000000452091_00068_43709_0406.N1	10-JUL-2010 15:33:46	Bright	45.000	150	44Zet Per	2.8900	28000.	90	43709	No
178	GOM_NL__2PRFIN20100710_153613_000000422091_00068_43709_0407.N1	10-JUL-2010 15:36:13	Twilight	41.500	146	25Eta Tau	2.8730	15200.	83	43709	No
179	GOM_NL__2PRFIN20100710_154333_000000532091_00068_43709_0408.N1	10-JUL-2010 15:43:33	Dark	53.000	94	92Alp Cet	2.5260	3100.0	106	43709	No
180	GOM_NL__2PRFIN20100710_155540_000000422091_00068_43709_0409.N1	10-JUL-2010 15:55:40	Dark	41.500	157	The1Eri	2.9060	9300.0	83	43709	No
181	GOM_NL__2PRFIN20100710_160151_000000512091_00069_43710_0399.N1	10-JUL-2010 16:01:51	Dark	51.000	9	Alp Eri	0.45300	24000.	102	43710	No
182	GOM_NL__2PRFIN20100710_160406_000000502091_00069_43710_0400.N1	10-JUL-2010 16:04:06	Dark	50.000	84	Alp Phe	2.3970	4500.0	100	43710	No
183	GOM_NL__2PRFIN20100710_161016_000000502091_00069_43710_0401.N1	10-JUL-2010 16:10:16	Straylight	50.000	63	Bet Gru	2.1500	2800.0	100	43710	No
184	GOM_NL__2PRFIN20100710_161200_000000482091_00069_43710_0402.N1	10-JUL-2010 16:12:00	Straylight	47.500	31	Alp Gru	1.7340	15200.	95	43710	No
185	GOM_NL__2PRFIN20100710_161509_000000472091_00069_43710_0403.N1	10-JUL-2010 16:15:09	Straylight	46.500	172	Gam Gru	3.0030	13100.	93	43710	No
186	GOM_NL__2PRFIN20100710_162234_000000422091_00069_43710_0404.N1	10-JUL-2010 16:22:34	Bright	42.000	103	38Zet Sgr	2.6000	9700.0	84	43710	No
187	GOM_NL__2PRFIN20100710_162508_000000422091_00069_43710_0405.N1	10-JUL-2010 16:25:08	Bright	42.000	155	41Pi Sgr	2.9000	6600.0	84	43710	No
188	GOM_NL__2PRFIN20100710_163620_000000422091_00069_43710_0406.N1	10-JUL-2010 16:36:20	Bright	41.500	168	17Zet Aql	2.9860	11000.	83	43710	No
189	GOM_NL__2PRFIN20100710_164323_000000432091_00069_43710_0407.N1	10-JUL-2010 16:43:23	Bright	42.500	5	3Alp Lyr	0.033000	11000.	85	43710	No
190	GOM_NL__2PRFIN20100710_164632_000000402091_00069_43710_0408.N1	10-JUL-2010 16:46:32	Bright	40.000	69	33Gam Dra	2.2310	3800.0	80	43710	No
191	GOM_NL__2PRFIN20100710_165418_000000452091_00069_43710_0409.N1	10-JUL-2010 16:54:18	Bright	45.000	89	5Alp Cep	2.4510	8000.0	90	43710	No
192	GOM_NL__2PRFIN20100710_170300_000000572091_00069_43710_0410.N1	10-JUL-2010 17:03:00	Bright	56.500	76	27Gam Cas	2.3000	30000.	113	43710	No
193	GOM_NL__2PRFIN20100710_170734_000000392091_00069_43710_0411.N1	10-JUL-2010 17:07:34	Bright	39.000	160	23Gam Per	2.9300	4700.0	78	43710	No
194	GOM_NL__2PRFIN20100710_170931_000000362091_00069_43710_0412.N1	10-JUL-2010 17:09:31	Bright	35.500	175	39Del Per	3.0100	19400.	71	43710	No
195	GOM_NL__2PRFIN20100710_171141_000000552091_00069_43710_0413.N1	10-JUL-2010 17:11:41	Bright	54.500	79	26Bet Per	2.3100	13100.	109	43710	No
196	GOM_NL__2PRFIN20100710_171422_000000442091_00069_43710_0414.N1	10-JUL-2010 17:14:22	Bright	44.000	150	44Zet Per	2.8900	28000.	88	43710	No
197	GOM_NL__2PRFIN20100710_171649_000000432091_00069_43710_0415.N1	10-JUL-2010 17:16:49	Twilight	43.000	146	25Eta Tau	2.8730	15200.	86	43710	No
198	GOM_NL__2PRFIN20100710_172409_000000532091_00069_43710_0416.N1	10-JUL-2010 17:24:09	Dark	53.000	94	92Alp Cet	2.5260	3100.0	106	43710	No
199	GOM_NL__2PRFIN20100710_173616_000000422091_00069_43710_0417.N1	10-JUL-2010 17:36:16	Dark	42.000	157	The1Eri	2.9060	9300.0	84	43710	No
200	GOM_NL__2PRFIN20100710_174228_000000492091_00070_43711_0407.N1	10-JUL-2010 17:42:28	Dark	49.000	9	Alp Eri	0.45300	24000.	98	43711	No
201	GOM_NL__2PRFIN20100710_174443_000000522091_00070_43711_0408.N1	10-JUL-2010 17:44:43	Dark	51.500	84	Alp Phe	2.3970	4500.0	103	43711	No
202	GOM_NL__2PRFIN20100710_175052_000000512091_00070_43711_0409.N1	10-JUL-2010 17:50:52	Straylight	50.500	63	Bet Gru	2.1500	2800.0	101	43711	No
203	GOM_NL__2PRFIN20100710_175237_000000482091_00070_43711_0410.N1	10-JUL-2010 17:52:37	Straylight	47.500	31	Alp Gru	1.7340	15200.	95	43711	No
204	GOM_NL__2PRFIN20100710_175546_000000472091_00070_43711_0411.N1	10-JUL-2010 17:55:46	Straylight	46.500	172	Gam Gru	3.0030	13100.	93	43711	No
205	GOM_NL__2PRFIN20100710_180310_000000512091_00070_43711_0412.N1	10-JUL-2010 18:03:10	Bright	50.500	103	38Zet Sgr	2.6000	9700.0	101	43711	No
206	GOM_NL__2PRFIN20100710_180544_000000432091_00070_43711_0413.N1	10-JUL-2010 18:05:44	Bright	42.500	155	41Pi Sgr	2.9000	6600.0	85	43711	No
207	GOM_NL__2PRFIN20100710_181655_000000412091_00070_43711_0414.N1	10-JUL-2010 18:16:55	Bright	41.000	168	17Zet Aql	2.9860	11000.	82	43711	No
208	GOM_NL__2PRFIN20100710_182359_000000432091_00070_43711_0415.N1	10-JUL-2010 18:23:59	Bright	42.500	5	3Alp Lyr	0.033000	11000.	85	43711	No
209	GOM_NL__2PRFIN20100710_182708_000000402091_00070_43711_0416.N1	10-JUL-2010 18:27:08	Bright	40.000	69	33Gam Dra	2.2310	3800.0	80	43711	No
210	GOM_NL__2PRFIN20100710_183454_000000442091_00070_43711_0417.N1	10-JUL-2010 18:34:54	Bright	43.500	89	5Alp Cep	2.4510	8000.0	87	43711	No
211	GOM_NL__2PRFIN20100710_184336_000000672091_00070_43711_0418.N1	10-JUL-2010 18:43:36	Bright	67.000	76	27Gam Cas	2.3000	30000.	134	43711	No
212	GOM_NL__2PRFIN20100710_184810_000000422091_00070_43711_0419.N1	10-JUL-2010 18:48:10	Bright	41.500	160	23Gam Per	2.9300	4700.0	83	43711	No
213	GOM_NL__2PRFIN20100710_185007_000000392091_00070_43711_0420.N1	10-JUL-2010 18:50:07	Bright	39.000	175	39Del Per	3.0100	19400.	78	43711	No
214	GOM_NL__2PRFIN20100710_185217_000000432091_00070_43711_0421.N1	10-JUL-2010 18:52:17	Bright	43.000	79	26Bet Per	2.3100	13100.	86	43711	No
215	GOM_NL__2PRFIN20100710_185458_000000442091_00070_43711_0422.N1	10-JUL-2010 18:54:58	Bright	43.500	150	44Zet Per	2.8900	28000.	87	43711	No
216	GOM_NL__2PRFIN20100710_185725_000000432091_00070_43711_0423.N1	10-JUL-2010 18:57:25	Twilight	43.000	146	25Eta Tau	2.8730	15200.	86	43711	No
217	GOM_NL__2PRFIN20100710_190446_000000592091_00070_43711_0424.N1	10-JUL-2010 19:04:46	Dark	58.500	94	92Alp Cet	2.5260	3100.0	117	43711	No
218	GOM_NL__2PRFIN20100710_191653_000000402091_00070_43711_0425.N1	10-JUL-2010 19:16:53	Dark	40.000	157	The1Eri	2.9060	9300.0	80	43711	No
219	GOM_NL__2PRFIN20100710_192305_000000542091_00071_43712_0439.N1	10-JUL-2010 19:23:05	Dark	53.500	9	Alp Eri	0.45300	24000.	107	43712	No

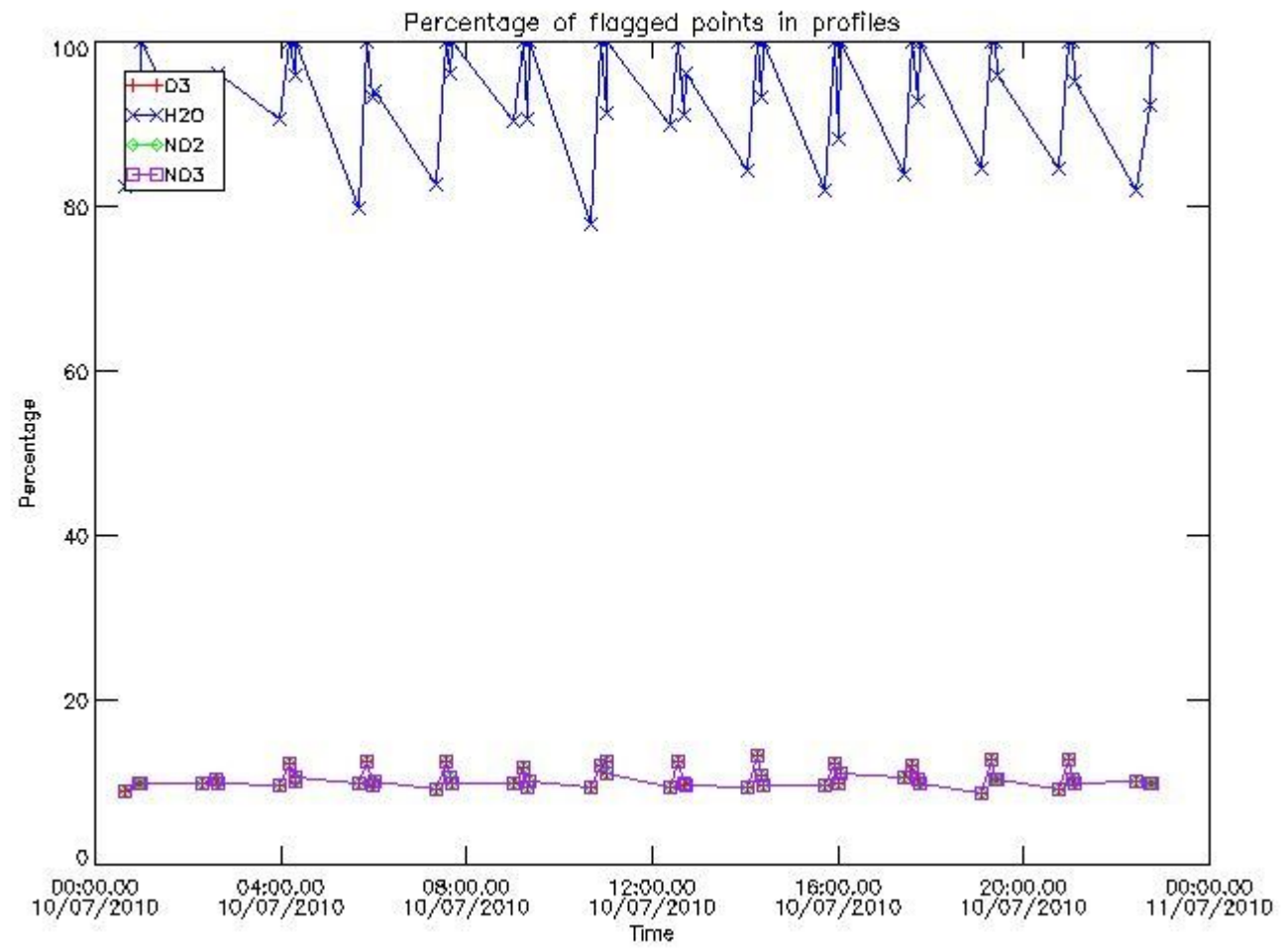
220	GOM_NL__2PRFIN20100710_192520_00000502091_00071_43712_0440.N1	10-JUL-2010 19:25:20	Dark	49.500	84	Alp Phe	2.3970	4500.0	99	43712	No
221	GOM_NL__2PRFIN20100710_193129_00000542091_00071_43712_0441.N1	10-JUL-2010 19:31:29	Straylight	54.000	63	Bet Gru	2.1500	2800.0	108	43712	No
222	GOM_NL__2PRFIN20100710_193314_00000562091_00071_43712_0442.N1	10-JUL-2010 19:33:14	Straylight	56.000	31	Alp Gru	1.7340	15200.	112	43712	No
223	GOM_NL__2PRFIN20100710_193623_00000492091_00071_43712_0443.N1	10-JUL-2010 19:36:23	Straylight	48.500	172	Gam Gru	3.0030	13100.	97	43712	No
224	GOM_NL__2PRFIN20100710_194346_00000432091_00071_43712_0444.N1	10-JUL-2010 19:43:46	Bright	43.000	103	38Zet Sgr	2.6000	9700.0	86	43712	No
225	GOM_NL__2PRFIN20100710_194620_00000422091_00071_43712_0445.N1	10-JUL-2010 19:46:20	Bright	41.500	155	41Pi Sgr	2.9000	6600.0	83	43712	No
226	GOM_NL__2PRFIN20100710_195731_00000442091_00071_43712_0446.N1	10-JUL-2010 19:57:31	Bright	43.500	168	17Zet Aql	2.9860	11000.	87	43712	No
227	GOM_NL__2PRFIN20100710_200435_00000422091_00071_43712_0447.N1	10-JUL-2010 20:04:35	Bright	42.000	5	3Alp Lyr	0.033000	11000.	84	43712	No
228	GOM_NL__2PRFIN20100710_200744_00000402091_00071_43712_0448.N1	10-JUL-2010 20:07:44	Bright	40.000	69	33Gam Dra	2.2310	3800.0	80	43712	No
229	GOM_NL__2PRFIN20100710_201529_00000452091_00071_43712_0449.N1	10-JUL-2010 20:15:29	Bright	44.500	89	5Alp Cep	2.4510	8000.0	89	43712	No
230	GOM_NL__2PRFIN20100710_202411_00000442091_00071_43712_0450.N1	10-JUL-2010 20:24:11	Bright	43.500	76	27Gam Cas	2.3000	30000.	87	43712	No
231	GOM_NL__2PRFIN20100710_202845_00000412091_00071_43712_0451.N1	10-JUL-2010 20:28:45	Bright	40.500	160	23Gam Per	2.9300	4700.0	81	43712	No
232	GOM_NL__2PRFIN20100710_203043_00000352091_00071_43712_0452.N1	10-JUL-2010 20:30:43	Bright	34.500	175	39Del Per	3.0100	19400.	69	43712	No
233	GOM_NL__2PRFIN20100710_203253_00000442091_00071_43712_0453.N1	10-JUL-2010 20:32:53	Bright	44.000	79	26Bet Per	2.3100	13100.	88	43712	No
234	GOM_NL__2PRFIN20100710_203534_00000462091_00071_43712_0454.N1	10-JUL-2010 20:35:34	Bright	45.500	150	44Zet Per	2.8900	28000.	91	43712	No
235	GOM_NL__2PRFIN20100710_203801_00000442091_00071_43712_0455.N1	10-JUL-2010 20:38:01	Twilight	44.000	146	25Eta Tau	2.8730	15200.	88	43712	No
236	GOM_NL__2PRFIN20100710_204523_00000562091_00071_43712_0456.N1	10-JUL-2010 20:45:23	Dark	55.500	94	92Alp Cet	2.5260	3100.0	111	43712	No
237	GOM_NL__2PRFIN20100710_205729_00000402091_00071_43712_0457.N1	10-JUL-2010 20:57:29	Dark	40.000	157	The1Eri	2.9060	9300.0	80	43712	No
238	GOM_NL__2PRFIN20100710_210341_00000542091_00072_43713_0463.N1	10-JUL-2010 21:03:41	Dark	54.000	9	Alp Eri	0.45300	24000.	108	43713	No
239	GOM_NL__2PRFIN20100710_210557_00000522091_00072_43713_0464.N1	10-JUL-2010 21:05:57	Dark	51.500	84	Alp Phe	2.3970	4500.0	103	43713	No
240	GOM_NL__2PRFIN20100710_211206_00000612091_00072_43713_0465.N1	10-JUL-2010 21:12:06	Straylight	61.000	63	Bet Gru	2.1500	2800.0	122	43713	No
241	GOM_NL__2PRFIN20100710_211351_00000472091_00072_43713_0466.N1	10-JUL-2010 21:13:51	Straylight	46.500	31	Alp Gru	1.7340	15200.	93	43713	No
242	GOM_NL__2PRFIN20100710_211700_00000492091_00072_43713_0467.N1	10-JUL-2010 21:17:00	Straylight	49.000	172	Gam Gru	3.0030	13100.	98	43713	No
243	GOM_NL__2PRFIN20100710_212423_00000512091_00072_43713_0468.N1	10-JUL-2010 21:24:23	Bright	50.500	103	38Zet Sgr	2.6000	9700.0	101	43713	No
244	GOM_NL__2PRFIN20100710_212656_00000412091_00072_43713_0469.N1	10-JUL-2010 21:26:56	Bright	41.000	155	41Pi Sgr	2.9000	6600.0	82	43713	No
245	GOM_NL__2PRFIN20100710_213807_00000402091_00072_43713_0470.N1	10-JUL-2010 21:38:07	Bright	39.500	168	17Zet Aql	2.9860	11000.	79	43713	No
246	GOM_NL__2PRFIN20100710_214510_00000402091_00072_43713_0471.N1	10-JUL-2010 21:45:10	Bright	39.500	5	3Alp Lyr	0.033000	11000.	79	43713	No
247	GOM_NL__2PRFIN20100710_214820_00000352091_00072_43713_0472.N1	10-JUL-2010 21:48:20	Bright	35.000	69	33Gam Dra	2.2310	3800.0	70	43713	No
248	GOM_NL__2PRFIN20100710_215604_00000452091_00072_43713_0473.N1	10-JUL-2010 21:56:04	Bright	44.500	89	5Alp Cep	2.4510	8000.0	89	43713	No
249	GOM_NL__2PRFIN20100710_220446_00000472091_00072_43713_0474.N1	10-JUL-2010 22:04:46	Bright	46.500	76	27Gam Cas	2.3000	30000.	93	43713	No
250	GOM_NL__2PRFIN20100710_220921_00000592091_00072_43713_0475.N1	10-JUL-2010 22:09:21	Bright	59.000	160	23Gam Per	2.9300	4700.0	118	43713	No
251	GOM_NL__2PRFIN20100710_221118_00000362091_00072_43713_0476.N1	10-JUL-2010 22:11:18	Bright	36.000	175	39Del Per	3.0100	19400.	72	43713	No
252	GOM_NL__2PRFIN20100710_221329_00000552091_00072_43713_0477.N1	10-JUL-2010 22:13:29	Bright	54.500	79	26Bet Per	2.3100	13100.	109	43713	No
253	GOM_NL__2PRFIN20100710_221610_00000432091_00072_43713_0478.N1	10-JUL-2010 22:16:10	Bright	43.000	150	44Zet Per	2.8900	28000.	86	43713	No
254	GOM_NL__2PRFIN20100710_221837_00000432091_00072_43713_0479.N1	10-JUL-2010 22:18:37	Twilight	43.000	146	25Eta Tau	2.8730	15200.	86	43713	No
255	GOM_NL__2PRFIN20100710_222559_00000612091_00072_43713_0480.N1	10-JUL-2010 22:25:59	Dark	60.500	94	92Alp Cet	2.5260	3100.0	121	43713	No
256	GOM_NL__2PRFIN20100710_224417_00000522091_00073_43714_0476.N1	10-JUL-2010 22:44:17	Dark	52.000	9	Alp Eri	0.45300	24000.	104	43714	No
257	GOM_NL__2PRFIN20100710_224634_00000522091_00073_43714_0477.N1	10-JUL-2010 22:46:34	Dark	51.500	84	Alp Phe	2.3970	4500.0	103	43714	No
258	GOM_NL__2PRFIN20100710_225243_00000512091_00073_43714_0478.N1	10-JUL-2010 22:52:43	Straylight	50.500	63	Bet Gru	2.1500	2800.0	101	43714	No
259	GOM_NL__2PRFIN20100710_225427_00000472091_00073_43714_0479.N1	10-JUL-2010 22:54:27	Straylight	46.500	31	Alp Gru	1.7340	15200.	93	43714	No
260	GOM_NL__2PRFIN20100710_225736_00000512091_00073_43714_0480.N1	10-JUL-2010 22:57:36	Straylight	51.000	172	Gam Gru	3.0030	13100.	102	43714	No
261	GOM_NL__2PRFIN20100710_230459_00000462091_00073_43714_0481.N1	10-JUL-2010 23:04:59	Bright	46.000	103	38Zet Sgr	2.6000	9700.0	92	43714	No
262	GOM_NL__2PRFIN20100710_230732_00000422091_00073_43714_0482.N1	10-JUL-2010 23:07:32	Bright	41.500	155	41Pi Sgr	2.9000	6600.0	83	43714	No
263	GOM_NL__2PRFIN20100710_231843_00000402091_00073_43714_0483.N1	10-JUL-2010 23:18:43	Bright	40.000	168	17Zet Aql	2.9860	11000.	80	43714	No
264	GOM_NL__2PRFIN20100710_232546_00000372091_00073_43714_0484.N1	10-JUL-2010 23:25:46	Bright	36.500	5	3Alp Lyr	0.033000	11000.	73	43714	No
265	GOM_NL__2PRFIN20100710_232855_00000412091_00073_43714_0485.N1	10-JUL-2010 23:28:55	Bright	40.500	69	33Gam Dra	2.2310	3800.0	81	43714	No
266	GOM_NL__2PRFIN20100710_233640_00000452091_00073_43714_0486.N1	10-JUL-2010 23:36:40	Bright	44.500	89	5Alp Cep	2.4510	8000.0	89	43714	No
267	GOM_NL__2PRFIN20100710_234522_00000492091_00073_43714_0487.N1	10-JUL-2010 23:45:22	Bright	49.000	76	27Gam Cas	2.3000	30000.	98	43714	No
268	GOM_NL__2PRFIN20100710_234957_00000592091_00073_43714_0488.N1	10-JUL-2010 23:49:57	Bright	59.000	160	23Gam Per	2.9300	4700.0	118	43714	No
269	GOM_NL__2PRFIN20100710_235154_00000352091_00073_43714_0489.N1	10-JUL-2010 23:51:54	Bright	34.500	175	39Del Per	3.0100	19400.	69	43714	No
270	GOM_NL__2PRFIN20100710_235404_00000442091_00073_43714_0490.N1	10-JUL-2010 23:54:04	Bright	44.000	79	26Bet Per	2.3100	13100.	88	43714	No
271	GOM_NL__2PRFIN20100710_235646_00000452091_00073_43714_0491.N1	10-JUL-2010 23:56:46	Bright	45.000	150	44Zet Per	2.8900	28000.	90	43714	No
272	GOM_NL__2PRFIN20100710_235913_00000442091_00073_43714_0492.N1	10-JUL-2010 23:59:13	Twilight	43.500	146	25Eta Tau	2.8730	15200.	87	43714	No

3. Quality information per product

In this section it is plotted some information contained in the Quality Summary data set of the level 2 products. Only products in dark limb conditions and without errors (error flag in

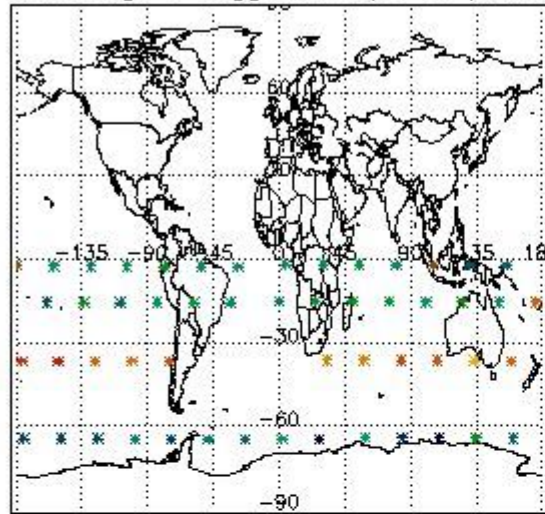
the MPH set to "0") are used.

3.1 Plot quality information per product (time dependant)

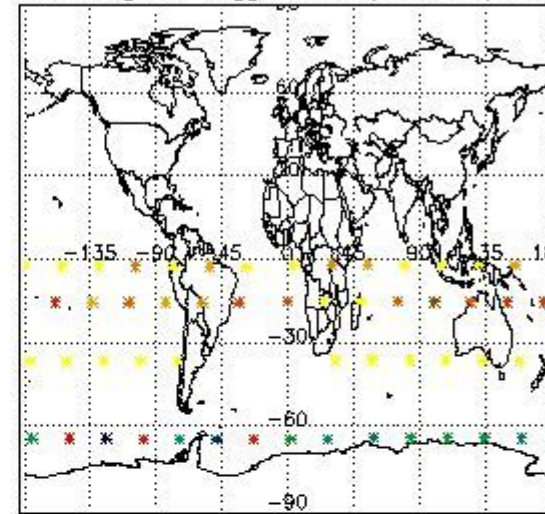


3.2 Plot quality information per product (world map)

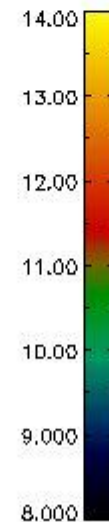
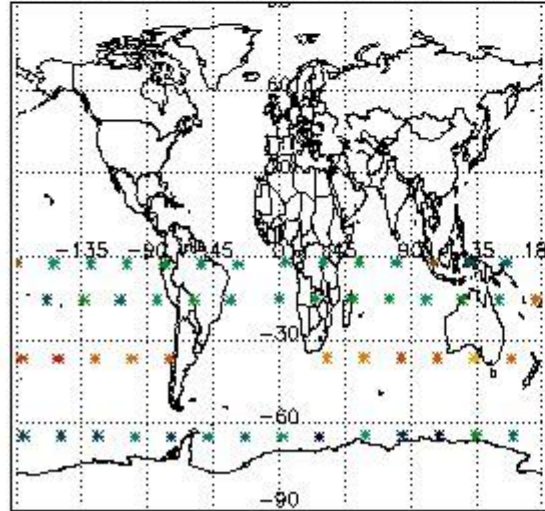
Percentage of flagged data per O3 profile



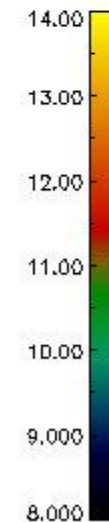
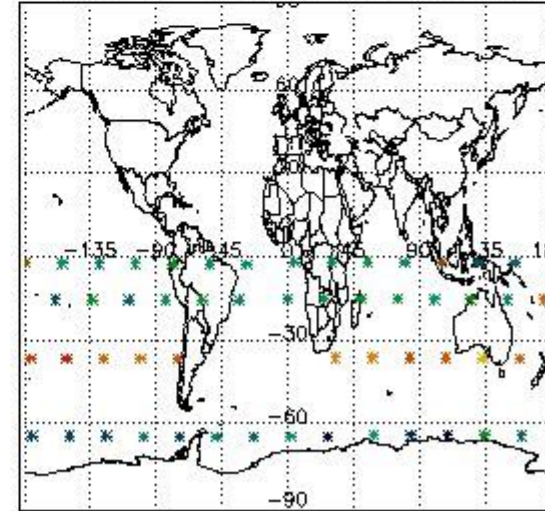
Percentage of flagged data per H2O profile



Percentage of flagged data per NO2 profile



Percentage of flagged data per NO3 profile

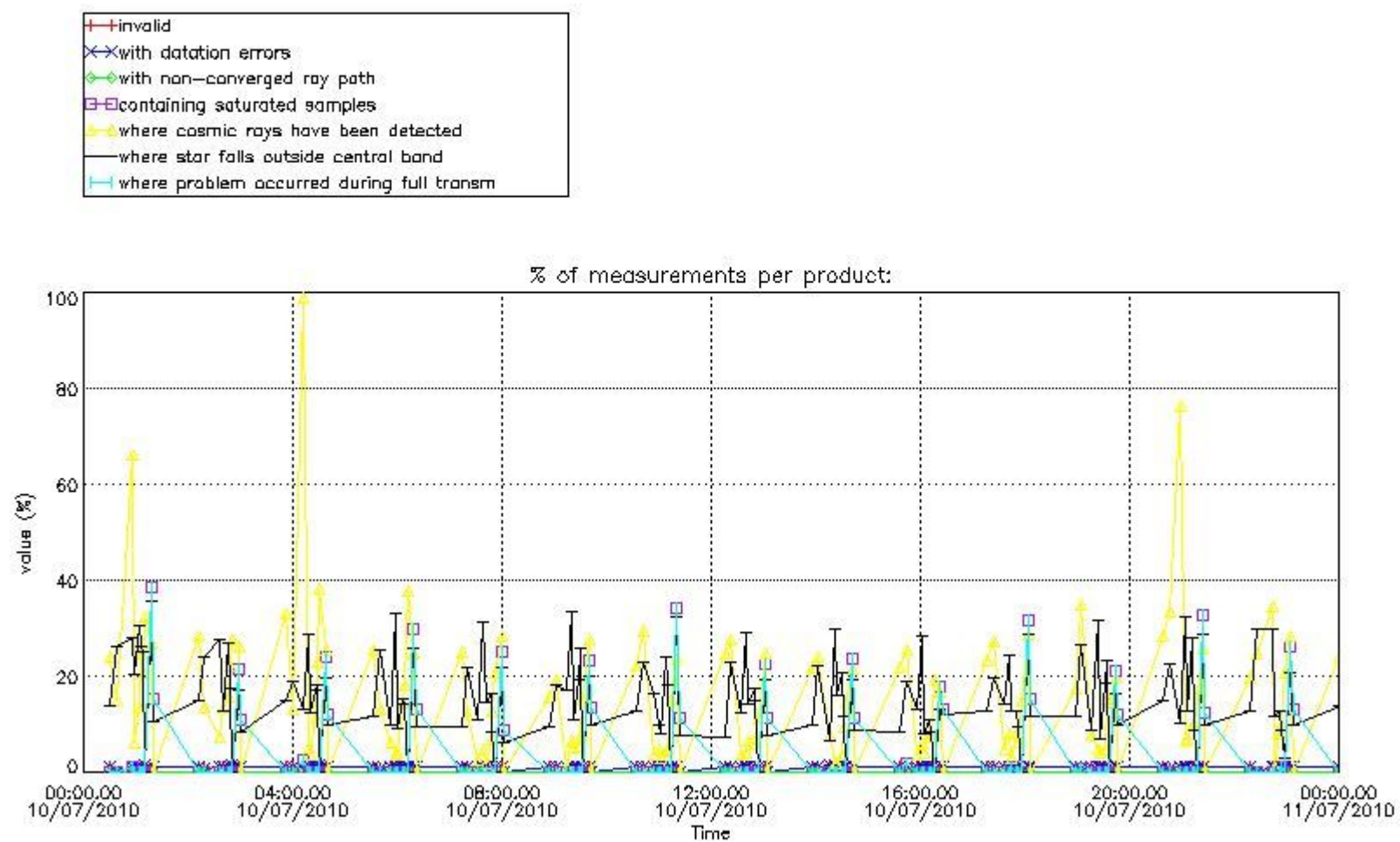


4. Level 1 quality information per product

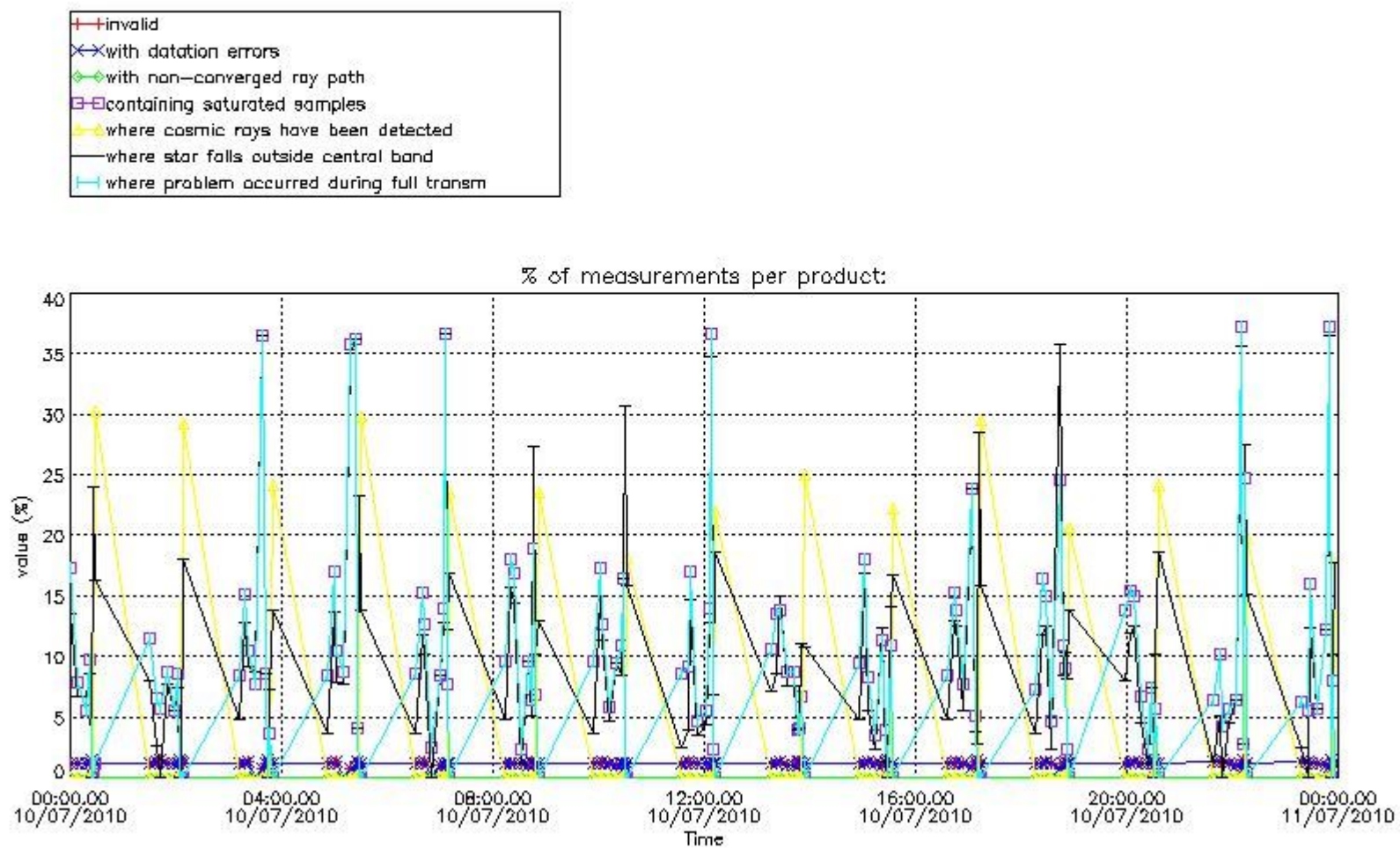
In this section it is plotted some information contained in the Quality Summary data set of the level 2 products that comes from the level 1b processing. Products without errors (error flag in the MPH set to "0") are used.

4.1 Plot quality information per product (time dependant) coming from level 1b processing

4.1.1 Plot level 1 quality information per product (time dependant): ENVISAT ASCENDING passes

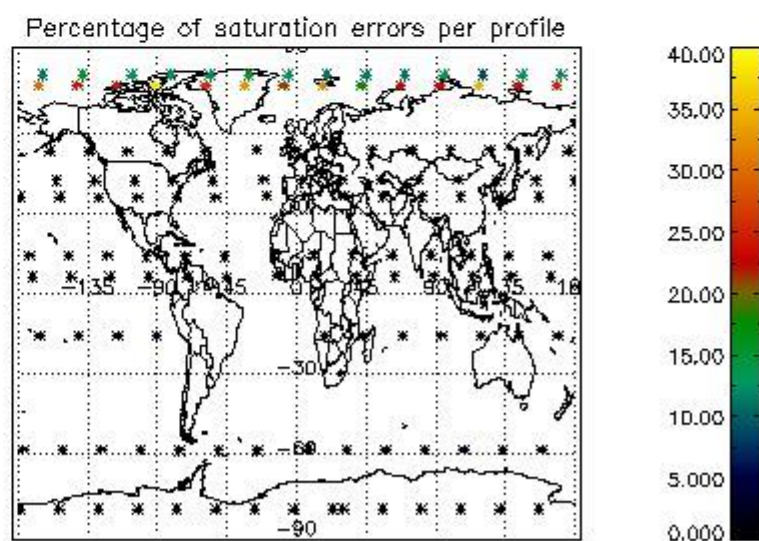
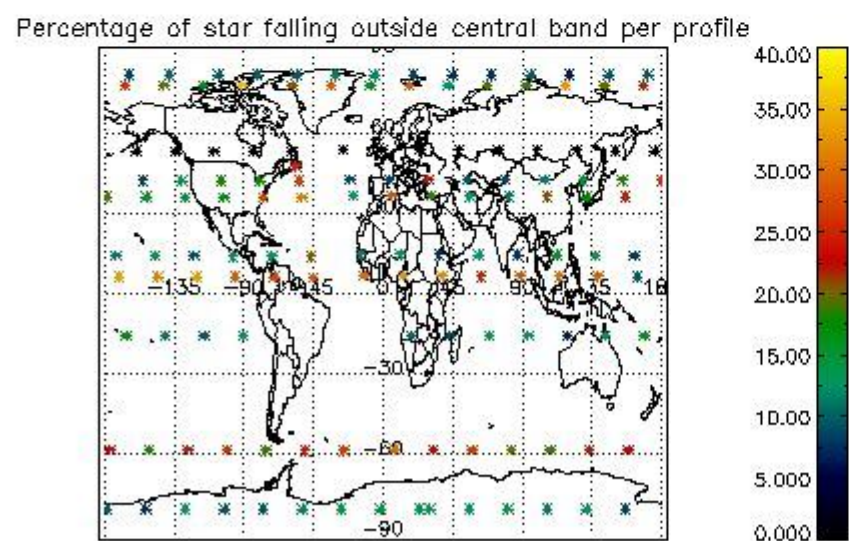
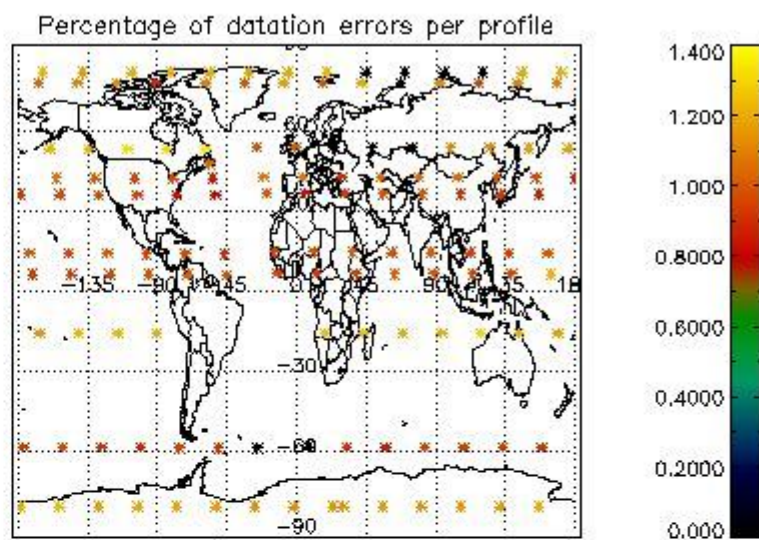
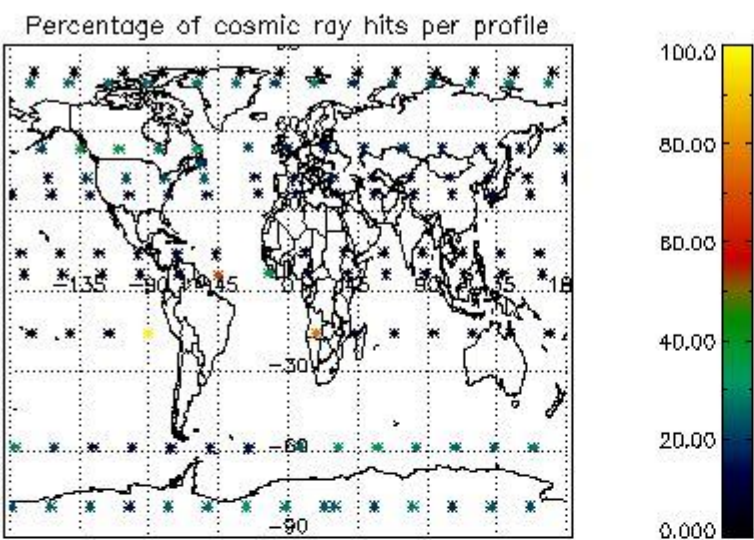


4.1.2 Plot level 1 quality information per product (time dependant): ENVISAT DESCENDING passes

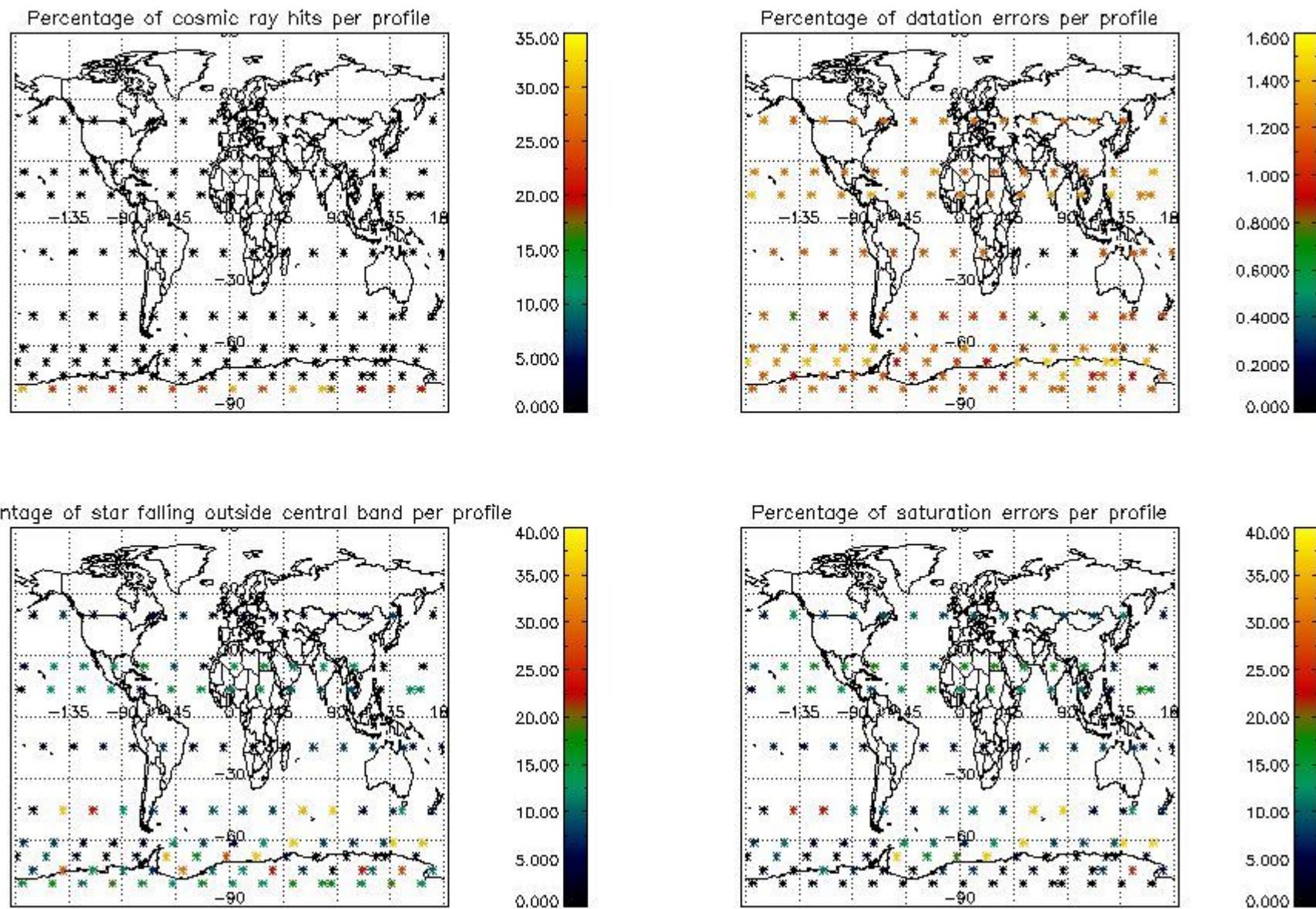


4.2 Plot quality information per product coming from level 1b processing (world map)

4.2.1 Plot level 1 quality information per product (world map): ENVISAT ASCENDING passes



4.2.2 Plot level 1 quality information per product (world map): ENVISAT DESCENDING passes



5. Trace gas profiles

5.1 Ozone statistics based on quality of products

The final quality of the products can be "measured" using the STD (Standard Deviation) attached to every point profile. This information is written to the parameter GOM_NL__2P/NL_LOCAL_SPECIES_DENSITY/o3_std of the level 2 products. The table below shows the statistics for given STD ranges.

The statistics are given with respect to the overall valid production:

- Products without fatal errors: GOM_NL__2P/MPH/PRODUCT_ERR=0
- Valid point profile: GOM_NL__2P/NL_LOCAL_SPECIES_DENSITY/pcd(0)=0

The 'Criteria' is applied to valid points of dark limb products:

- Products in dark limb illumination condition: GOM_NL__2P/NL_SUMMARY_QUALITY/obs_ill_cond=0
- Products without fatal errors: GOM_NL__2P/MPH/PRODUCT_ERR=0
- Valid point profile: GOM_NL__2P/NL_LOCAL_SPECIES_DENSITY/pcd(0)=0

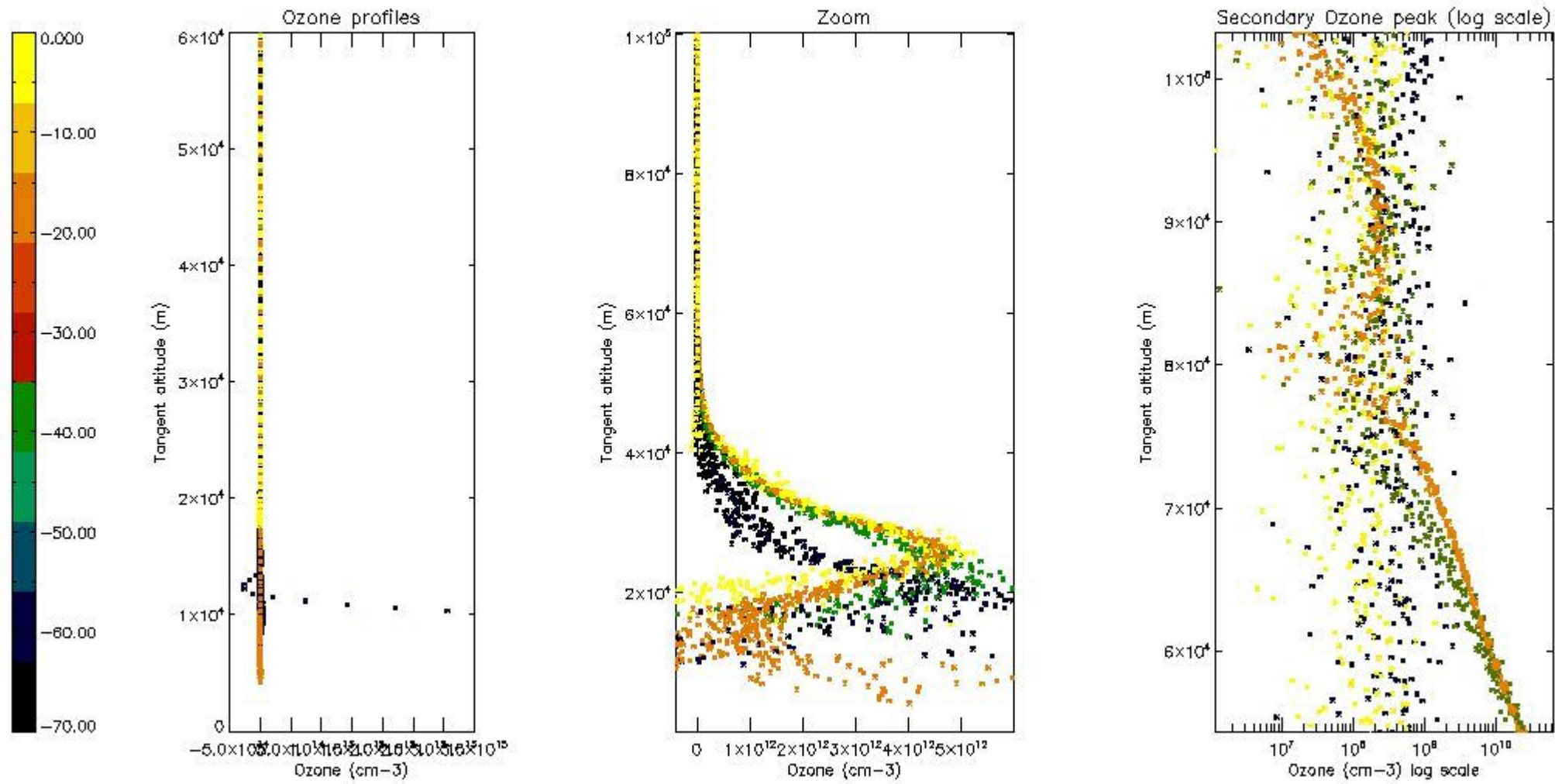
So, the table below shows the percentage of dark limb and valid observations for each criteria with respect to the overall valid daily observations.

Criteria	% of total production
All STD	22
STD < 20	8

STD < 10	5
STD < 5	3

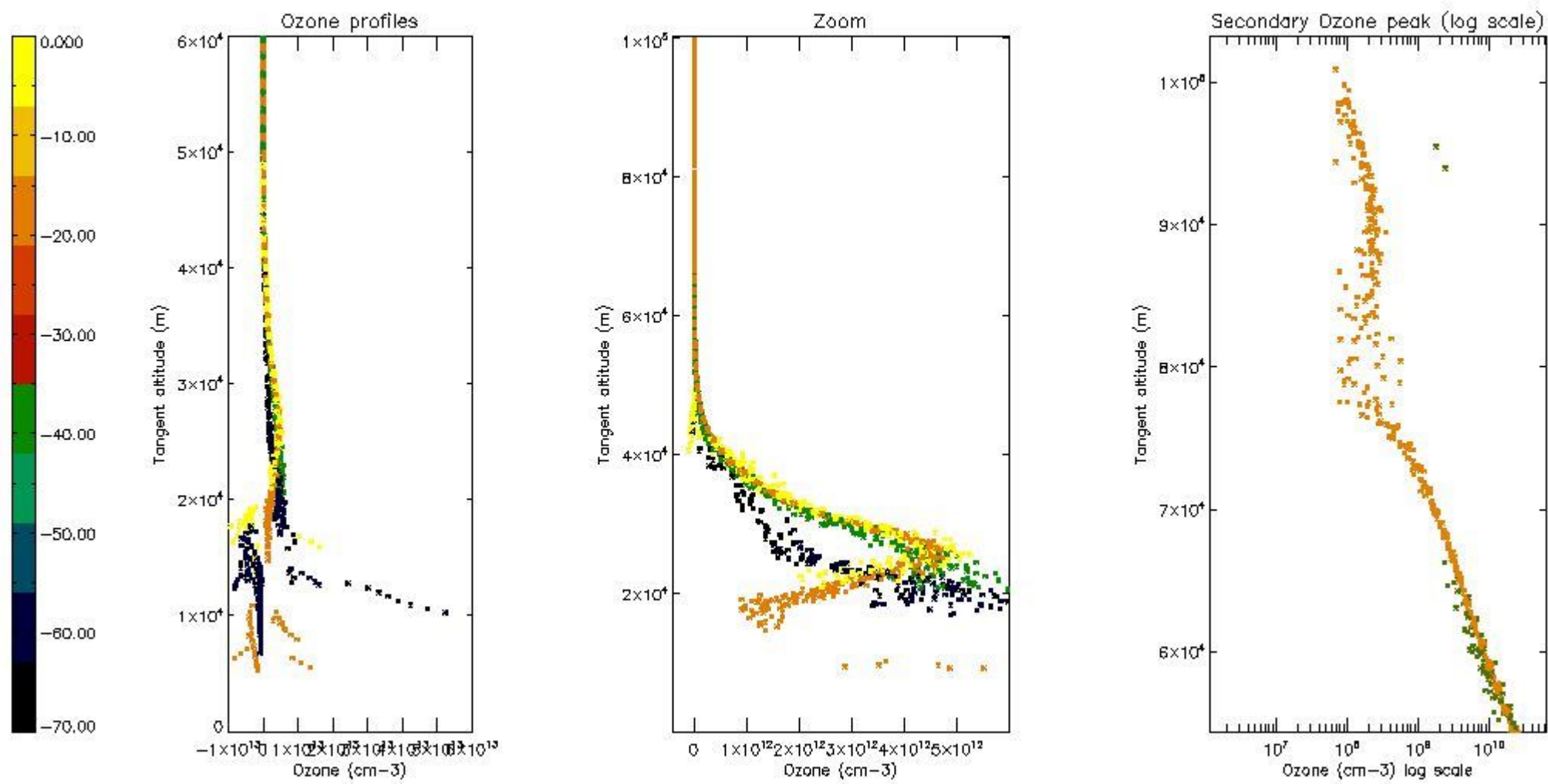
5.2 Plot ozone profiles for all STD (dark without errors)

The colorbar represents the latitude.



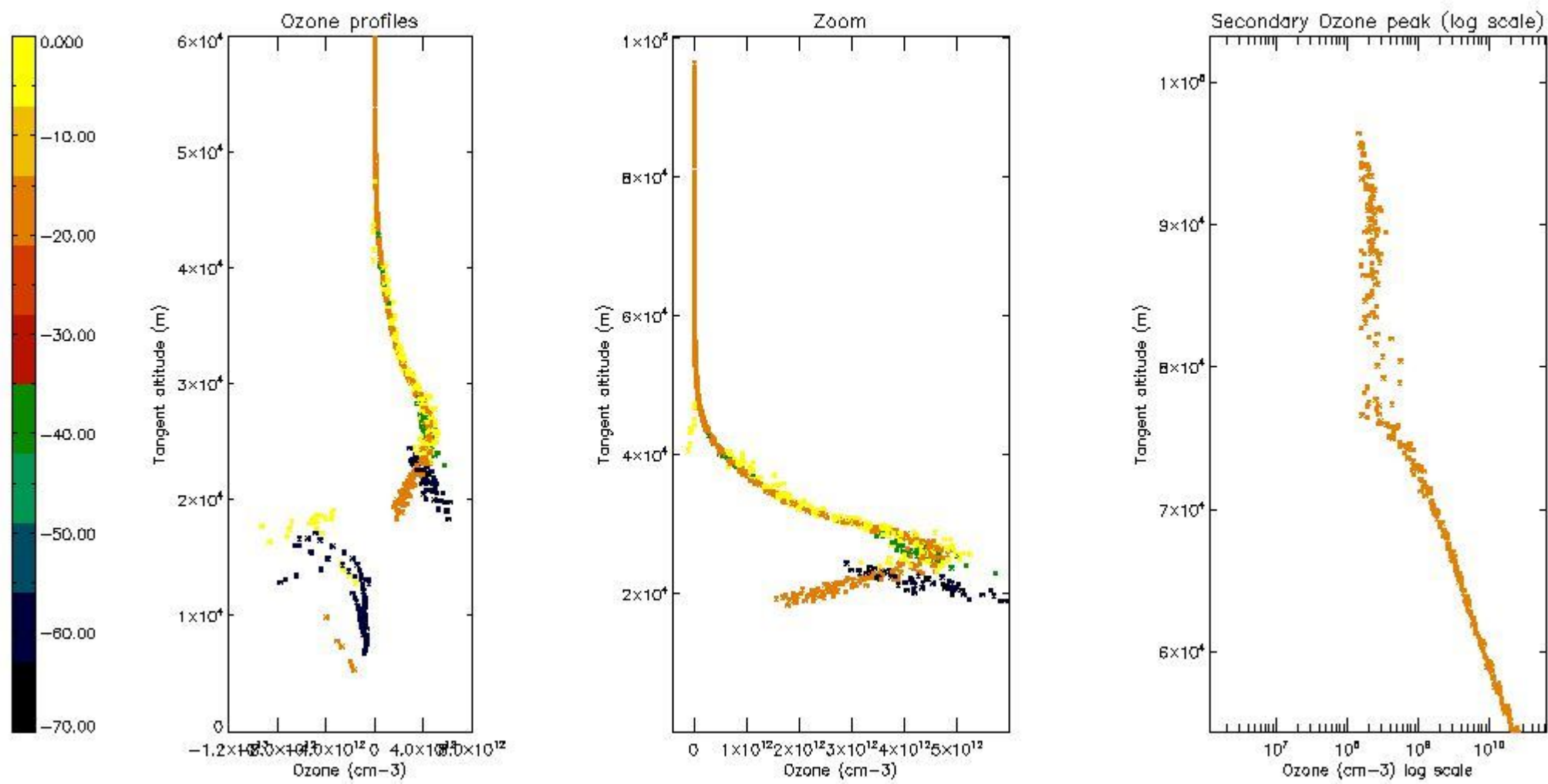
5.3 Plot ozone profiles where STD < 20% (dark without errors)

The colorbar represents the latitude.



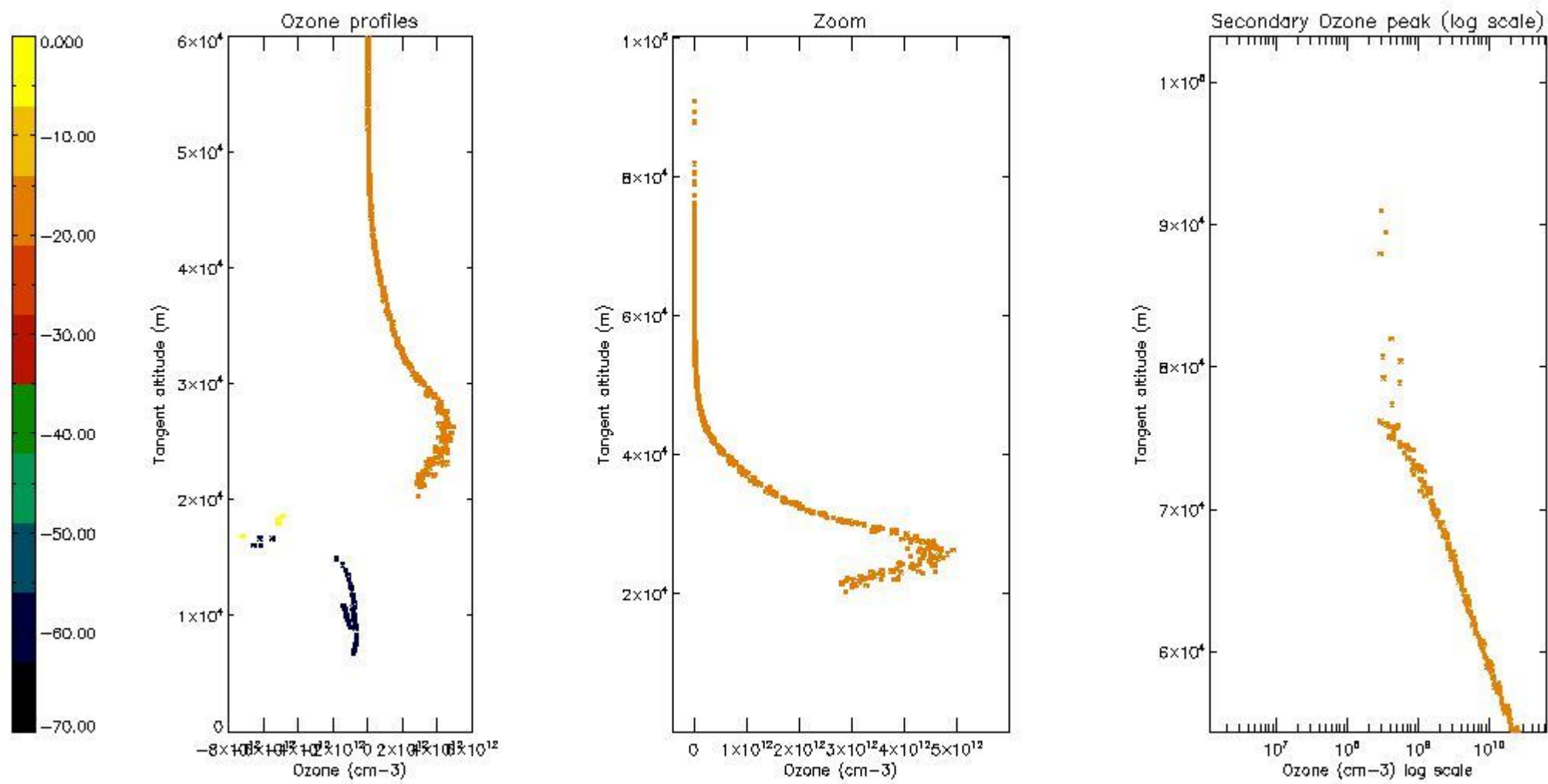
5.4 Plot ozone profiles where STD < 10% (dark without errors)

The colorbar represents the latitude.



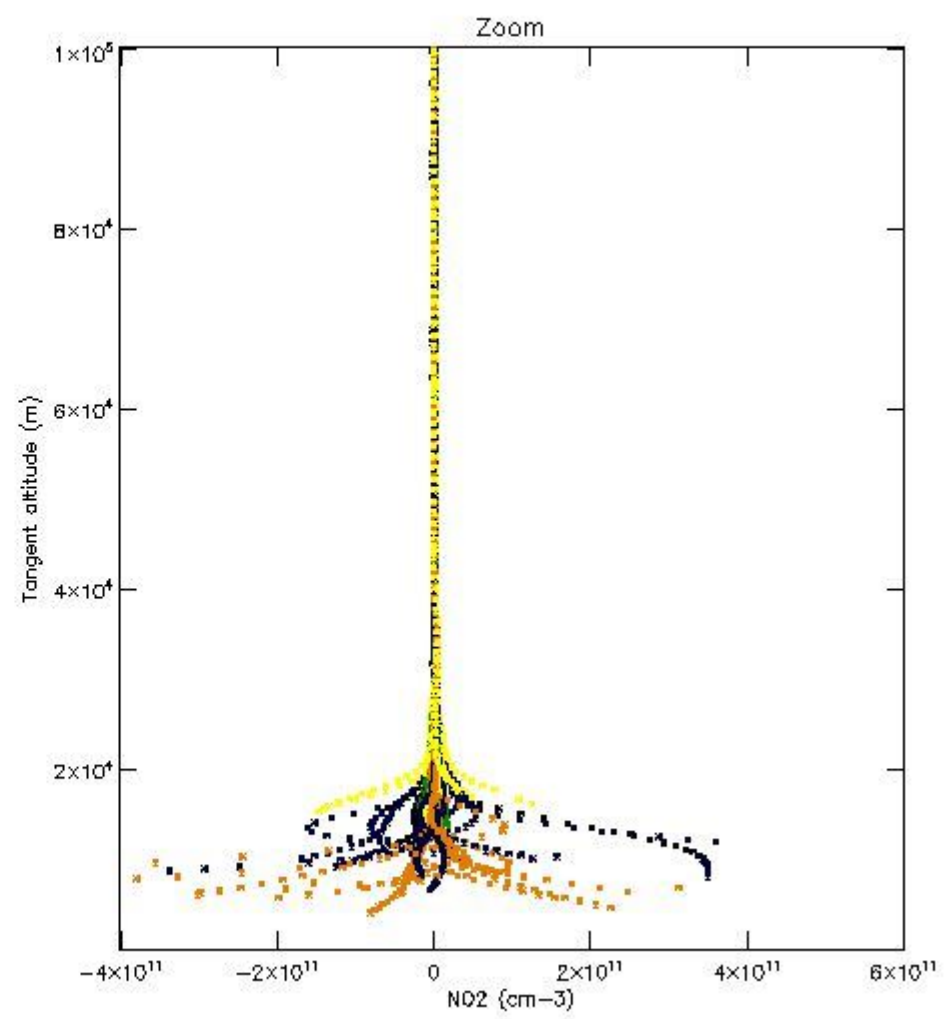
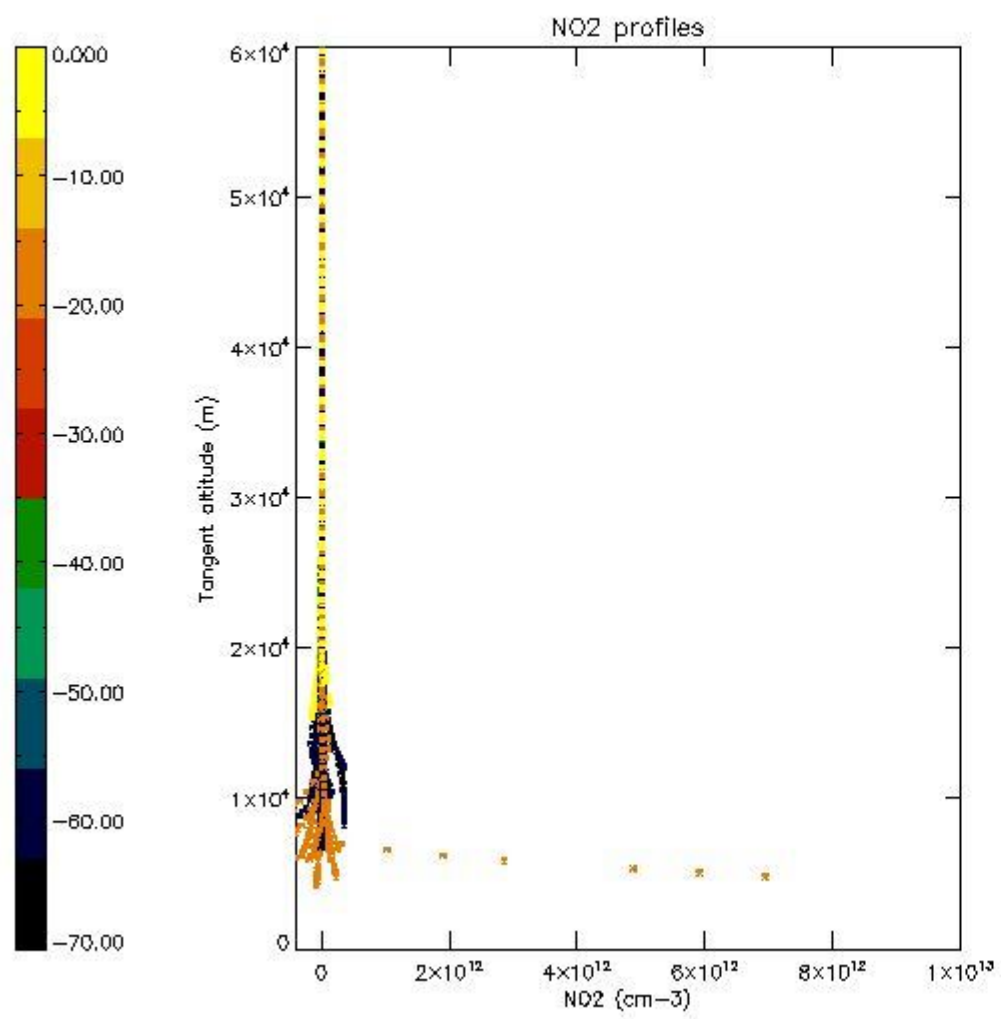
5.5 Plot ozone profiles where $STD < 5\%$ (dark without errors)

The colorbar represents the latitude.



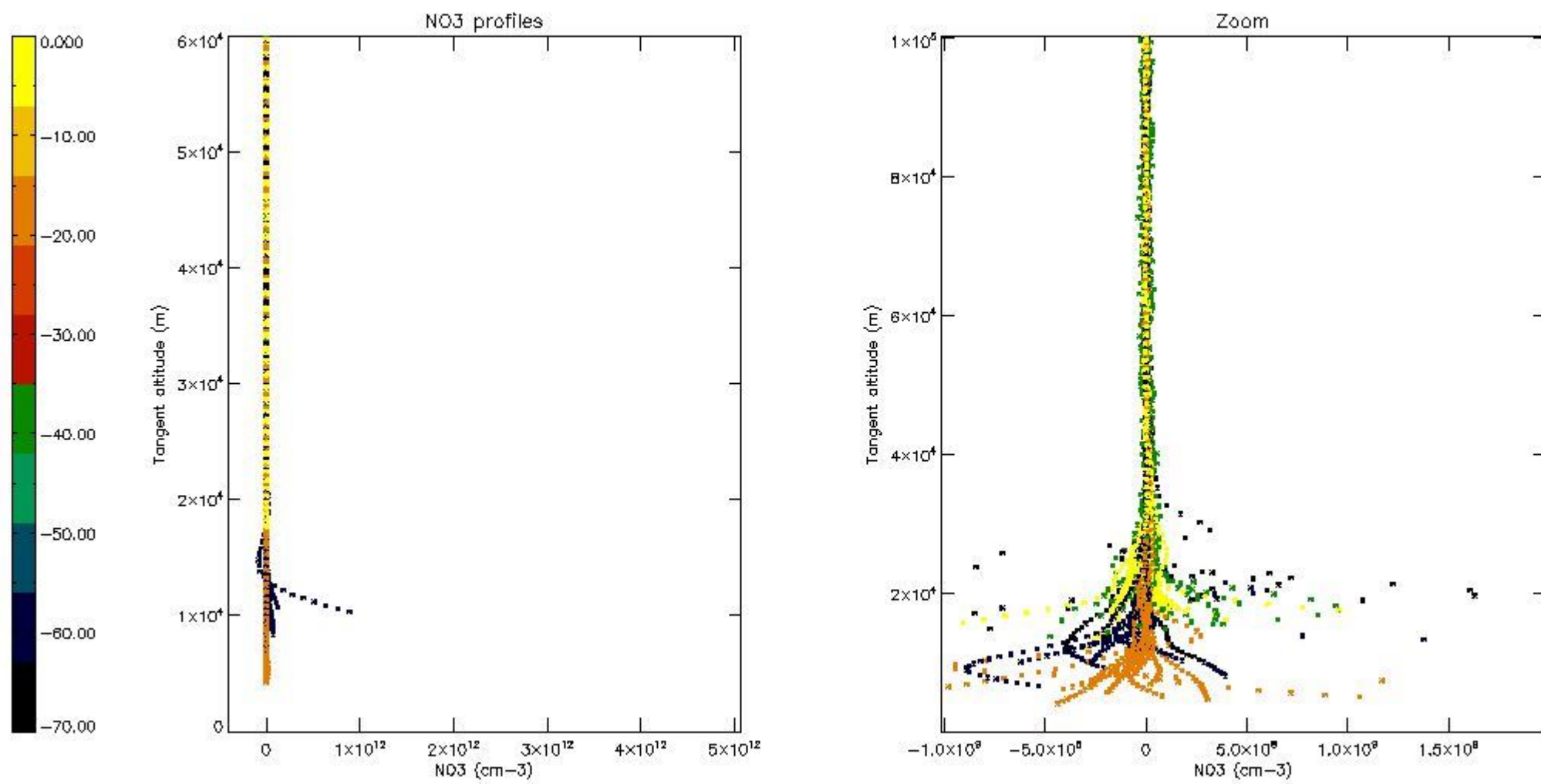
5.6 Plot NO₂ profiles for all STD (dark without errors)

The colorbar represents the latitude.



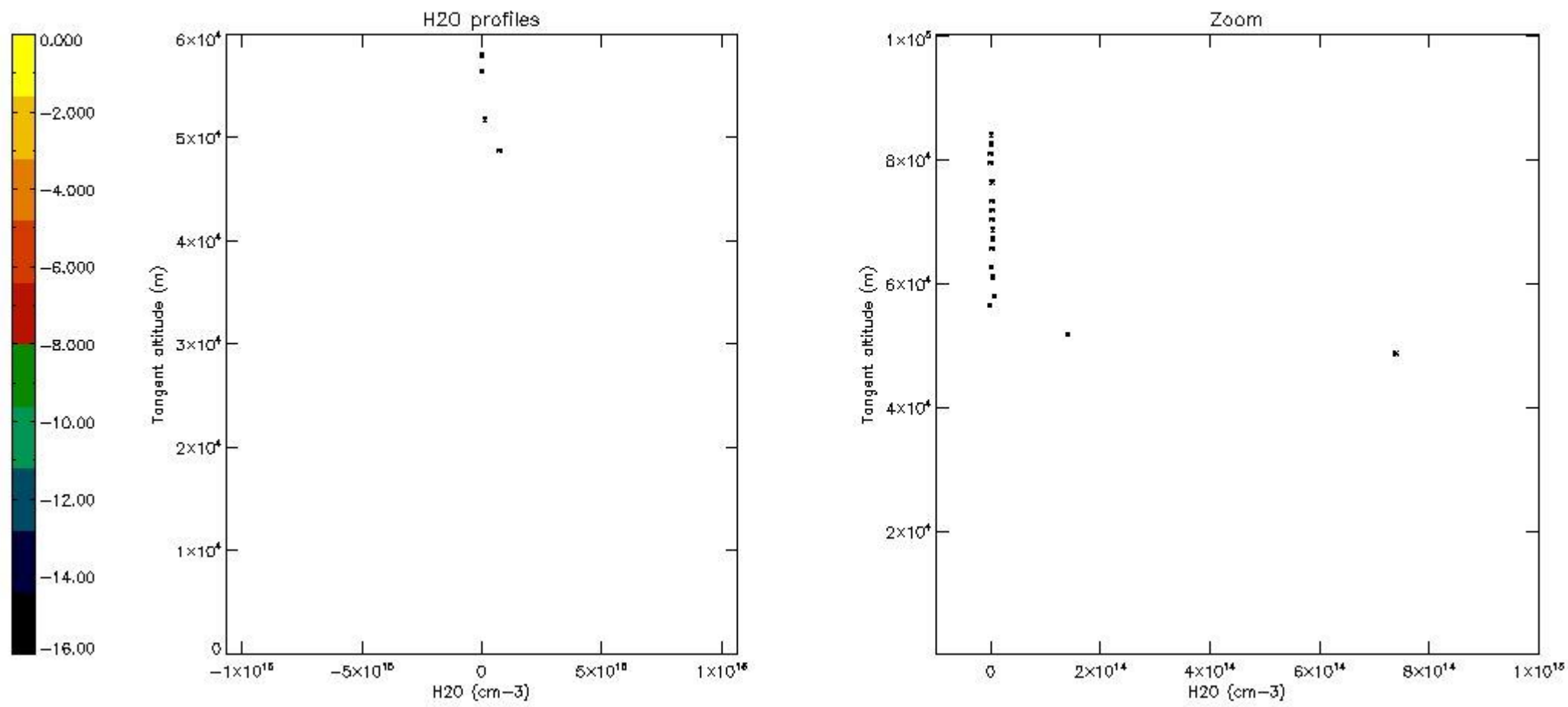
5.7 Plot NO3 profiles for all STD (dark without errors)

The colorbar represents the latitude.



5.8 Plot H₂O profiles for all STD (only for occultations of stars 1,2,3,4,13,14,16,26,63 dark without errors)

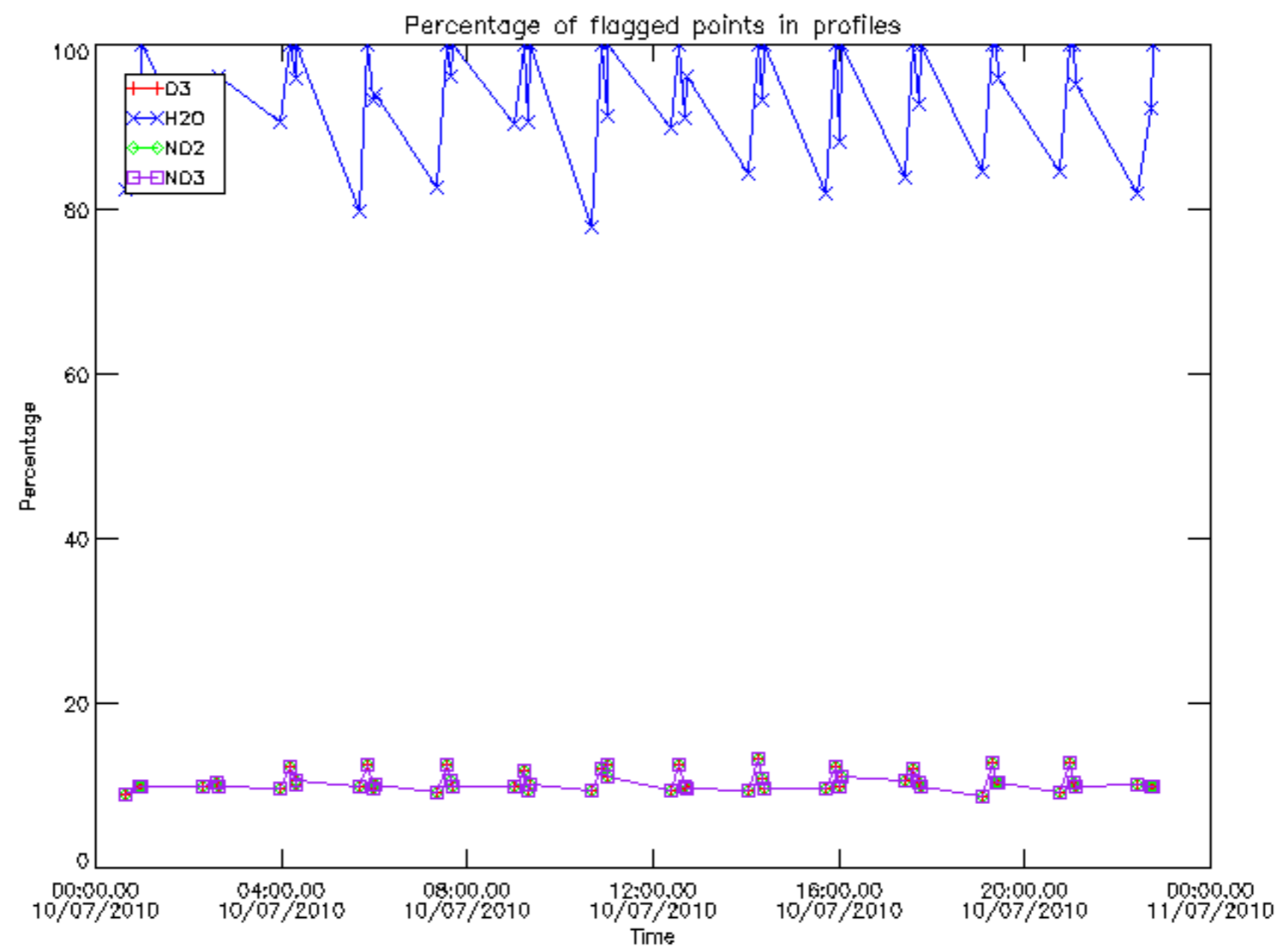
The colorbar represents the latitude.



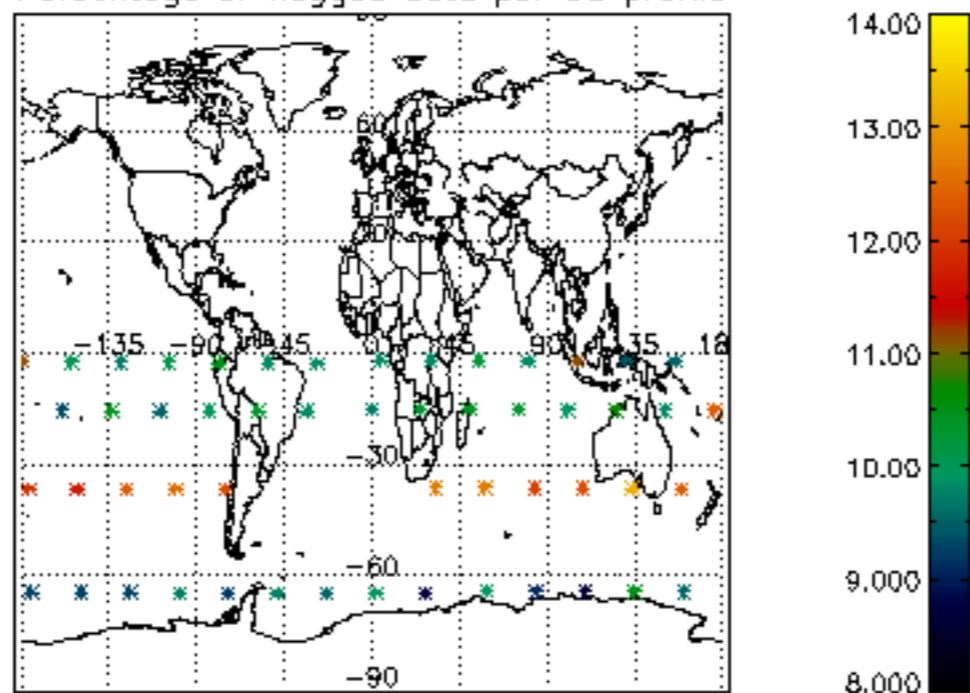
6. Auxiliary Data Files used for the production reported in section 2

The number reported in the third column indicates since which file (see list in section 2) the corresponding auxiliary file has been used. The fourth column is the date of those product files.

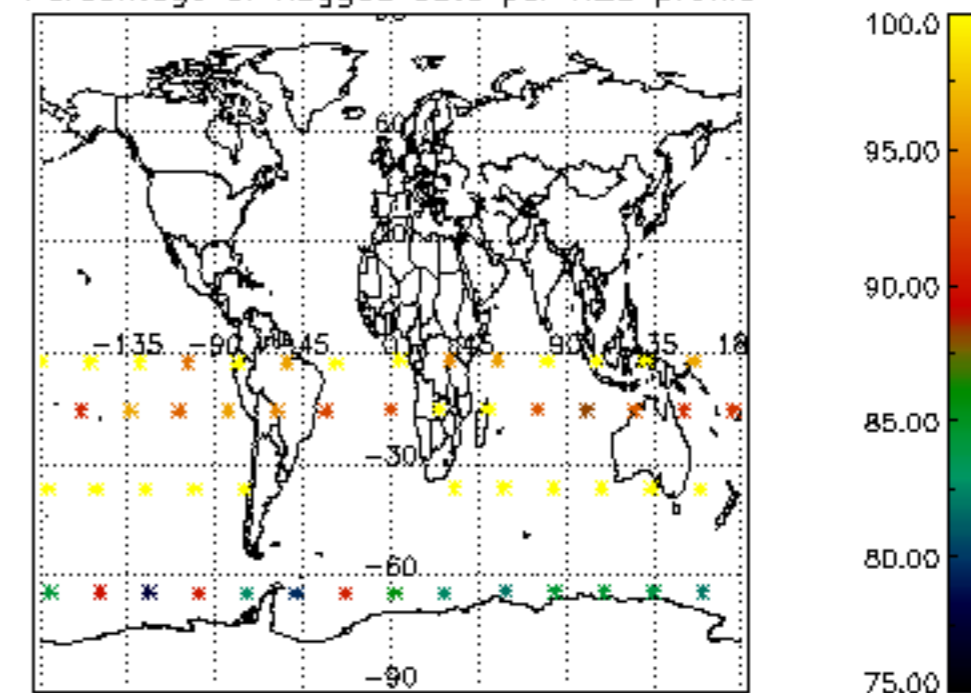
Type	Auxiliary Filename	Used since product	Used since product date
INST_PHYS_CHARACTERISTICS	GOM_INS_AXVIEC20091111_143220_20030716_120000_20500101_000000	1	10-JUL-2010 00:00:34
LEVEL-2_PROC_CONFIG	GOM_PR2_AXVIEC20091111_152718_20020301_000000_20500101_000000	1	10-JUL-2010 00:00:34
CROSS_SECTIONS_FILE	GOM_CRS_AXVIEC20091111_154832_20020301_000000_20500101_000000	1	10-JUL-2010 00:00:34



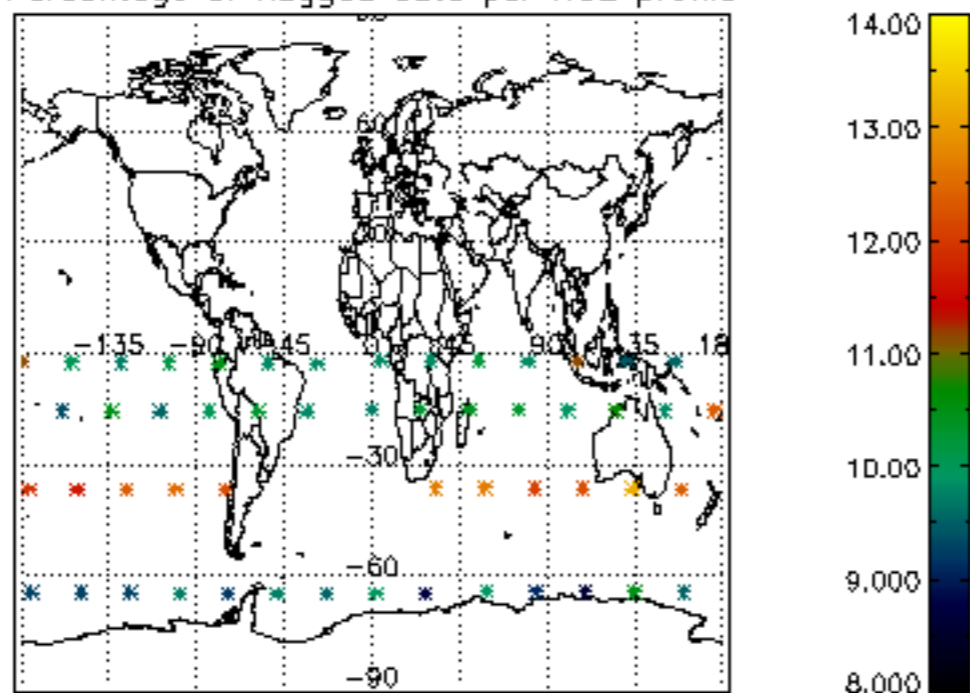
Percentage of flagged data per D3 profile



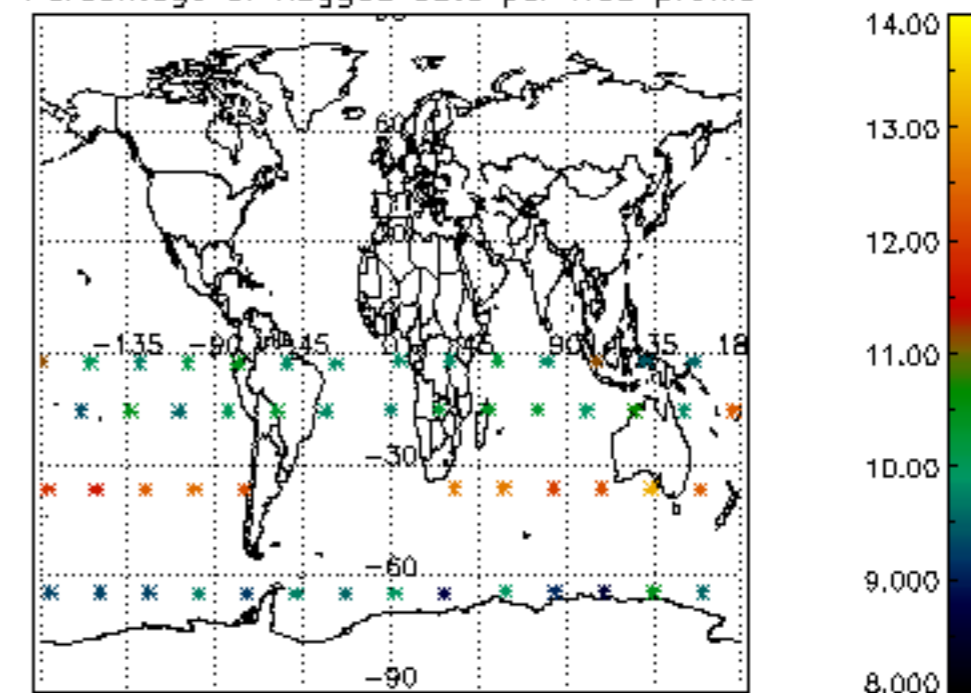
Percentage of flagged data per H2O profile

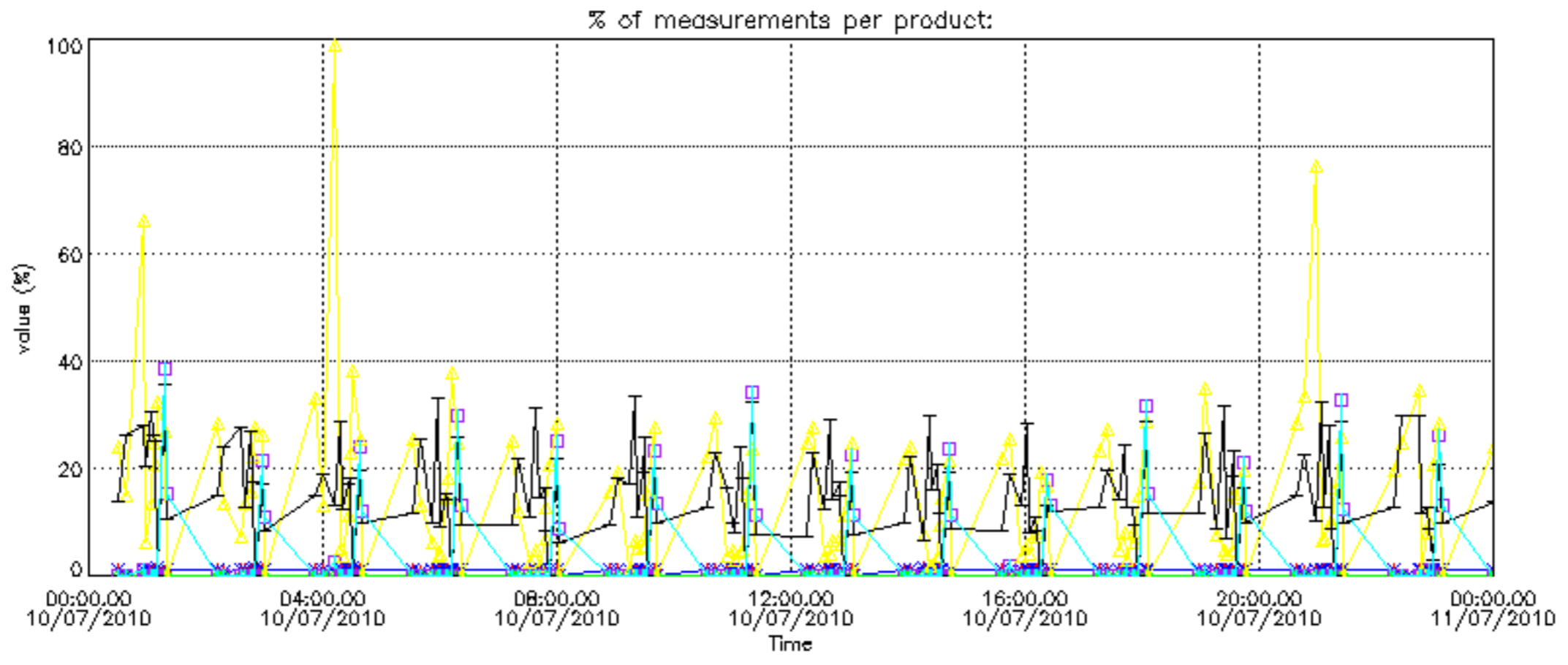


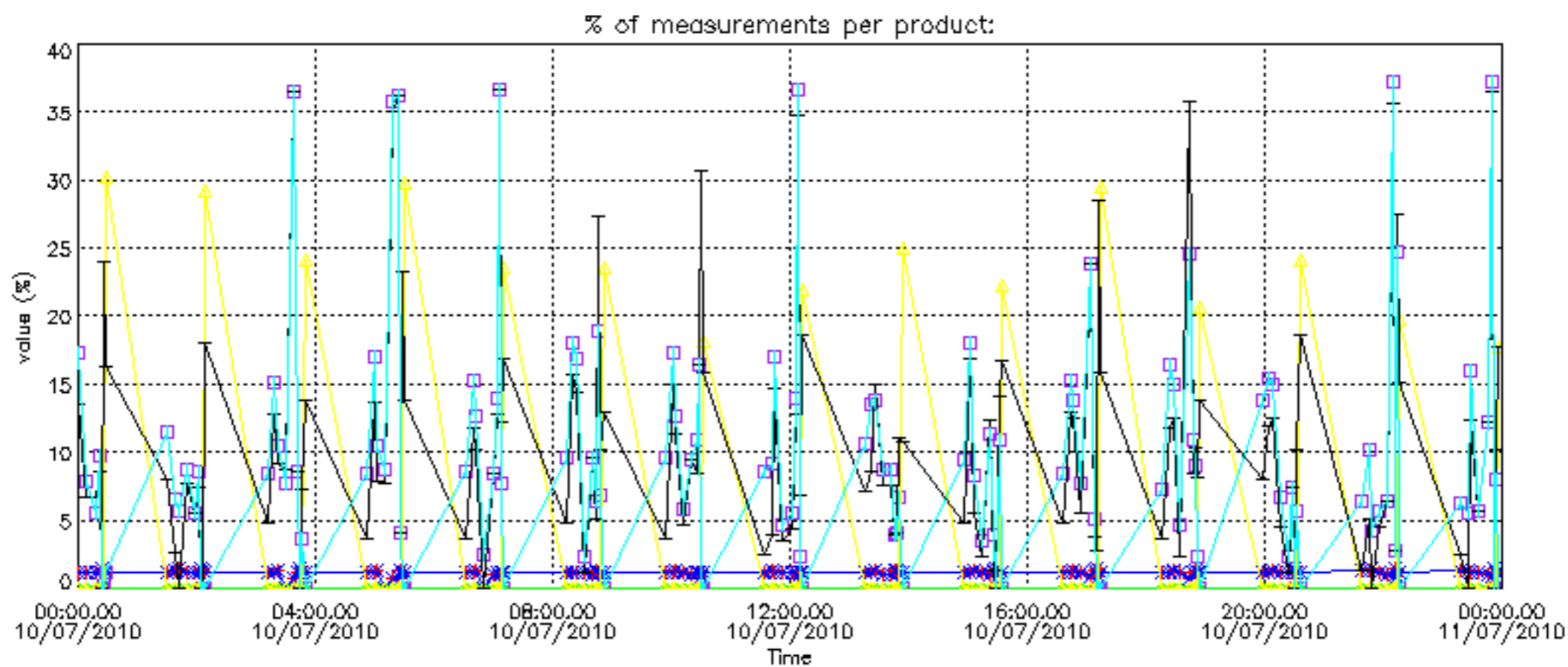
Percentage of flagged data per NO2 profile



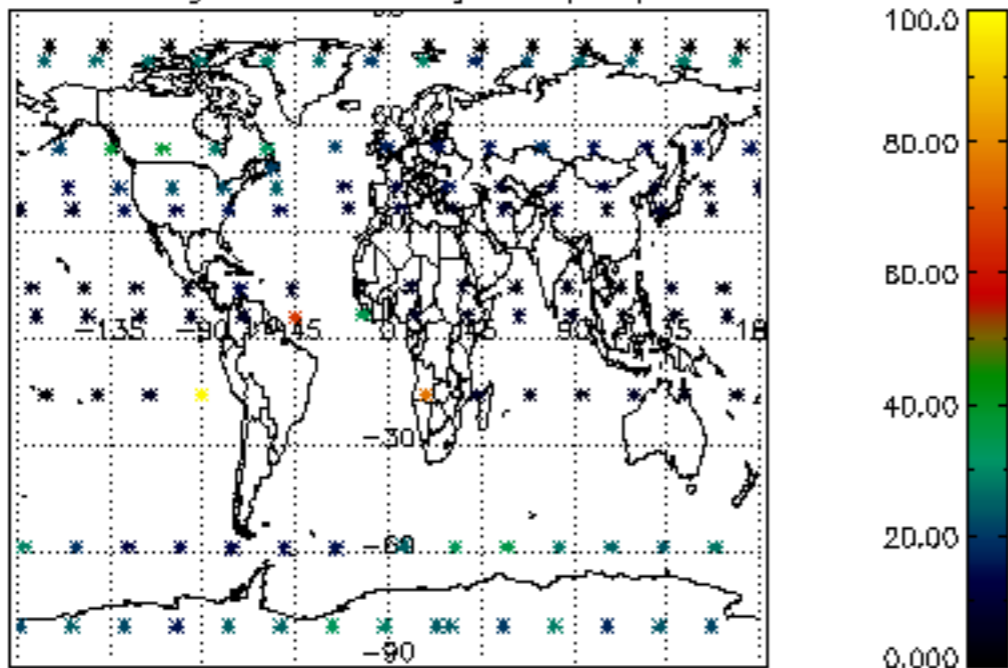
Percentage of flagged data per NO3 profile



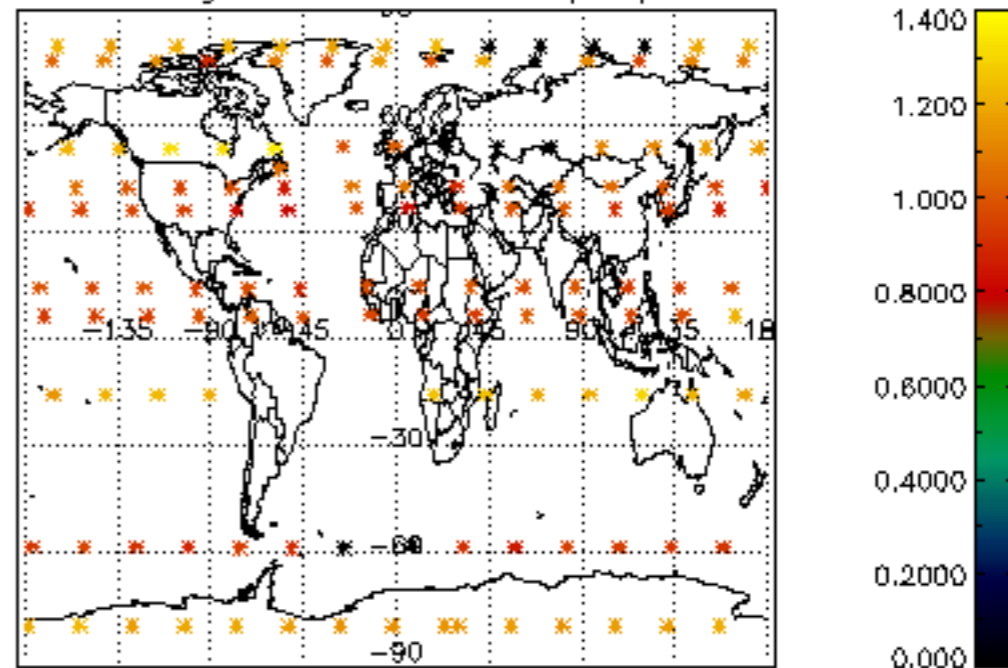




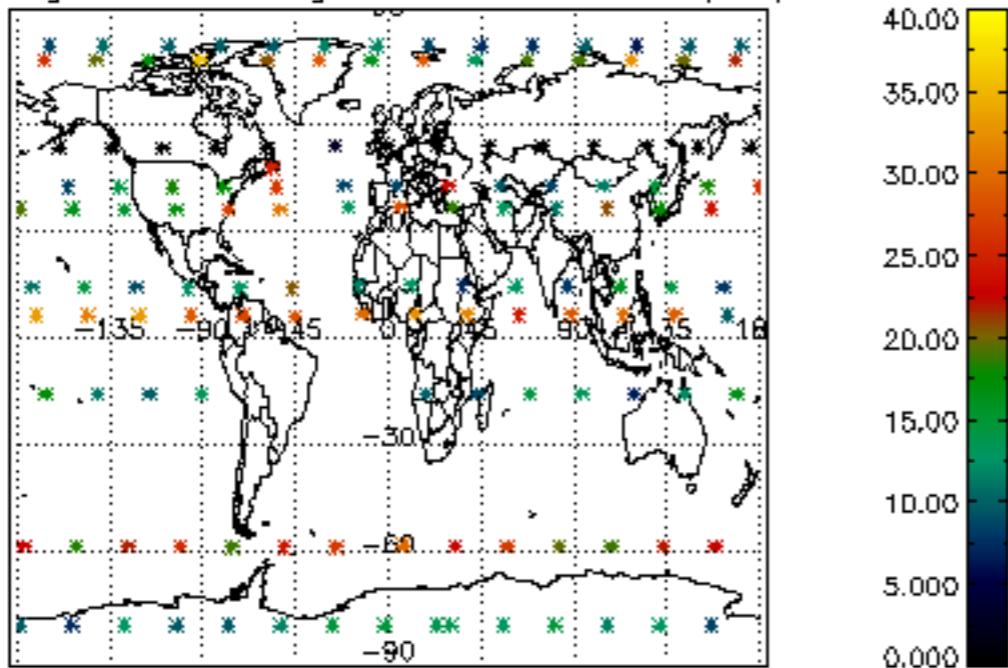
Percentage of cosmic ray hits per profile



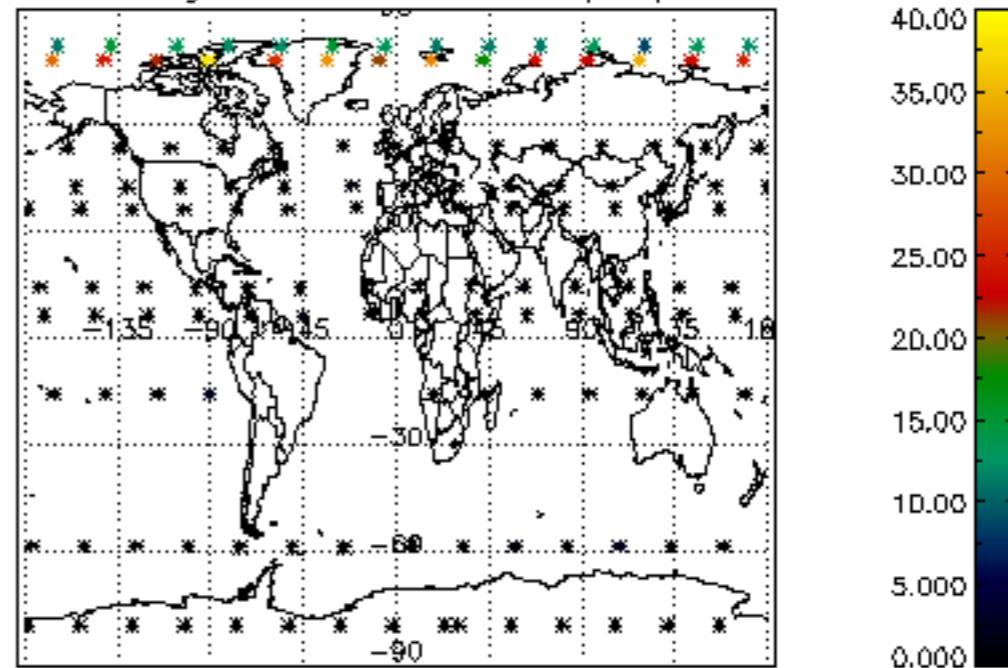
Percentage of datation errors per profile



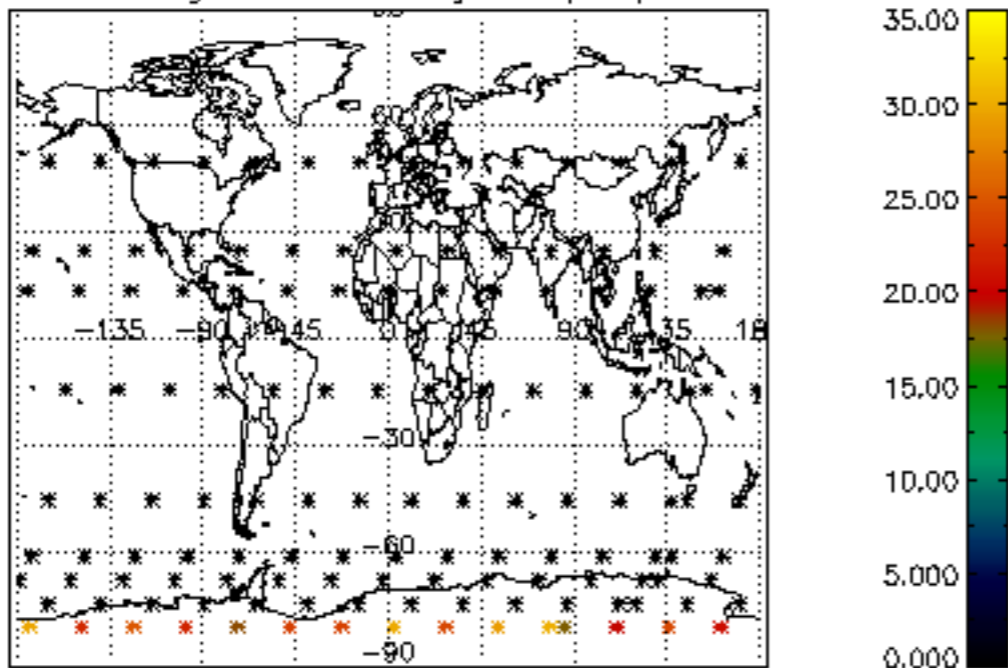
Percentage of star falling outside central band per profile



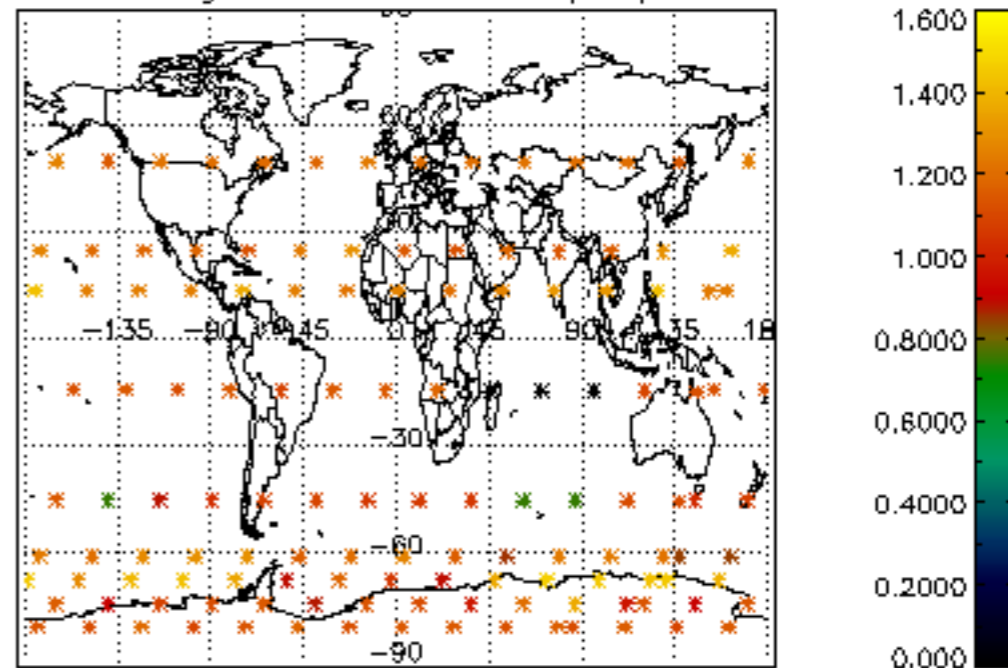
Percentage of saturation errors per profile



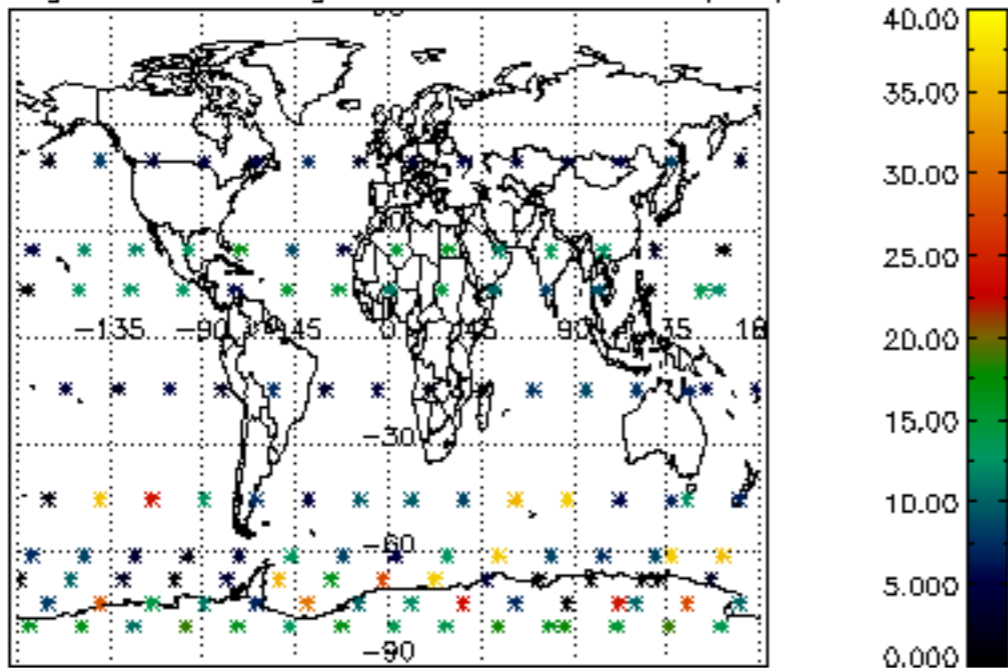
Percentage of cosmic ray hits per profile



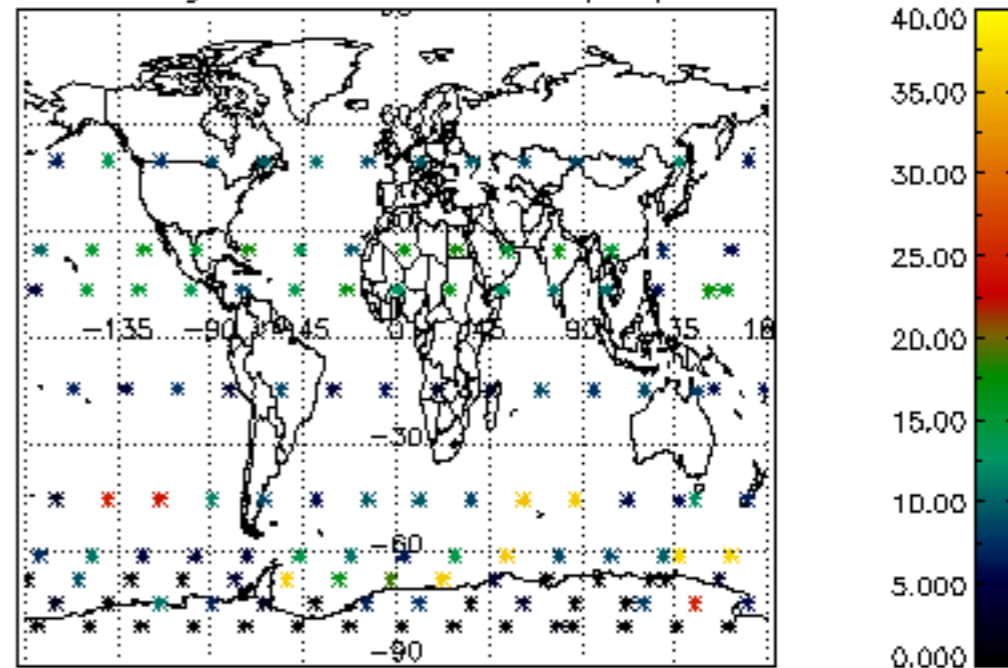
Percentage of datation errors per profile

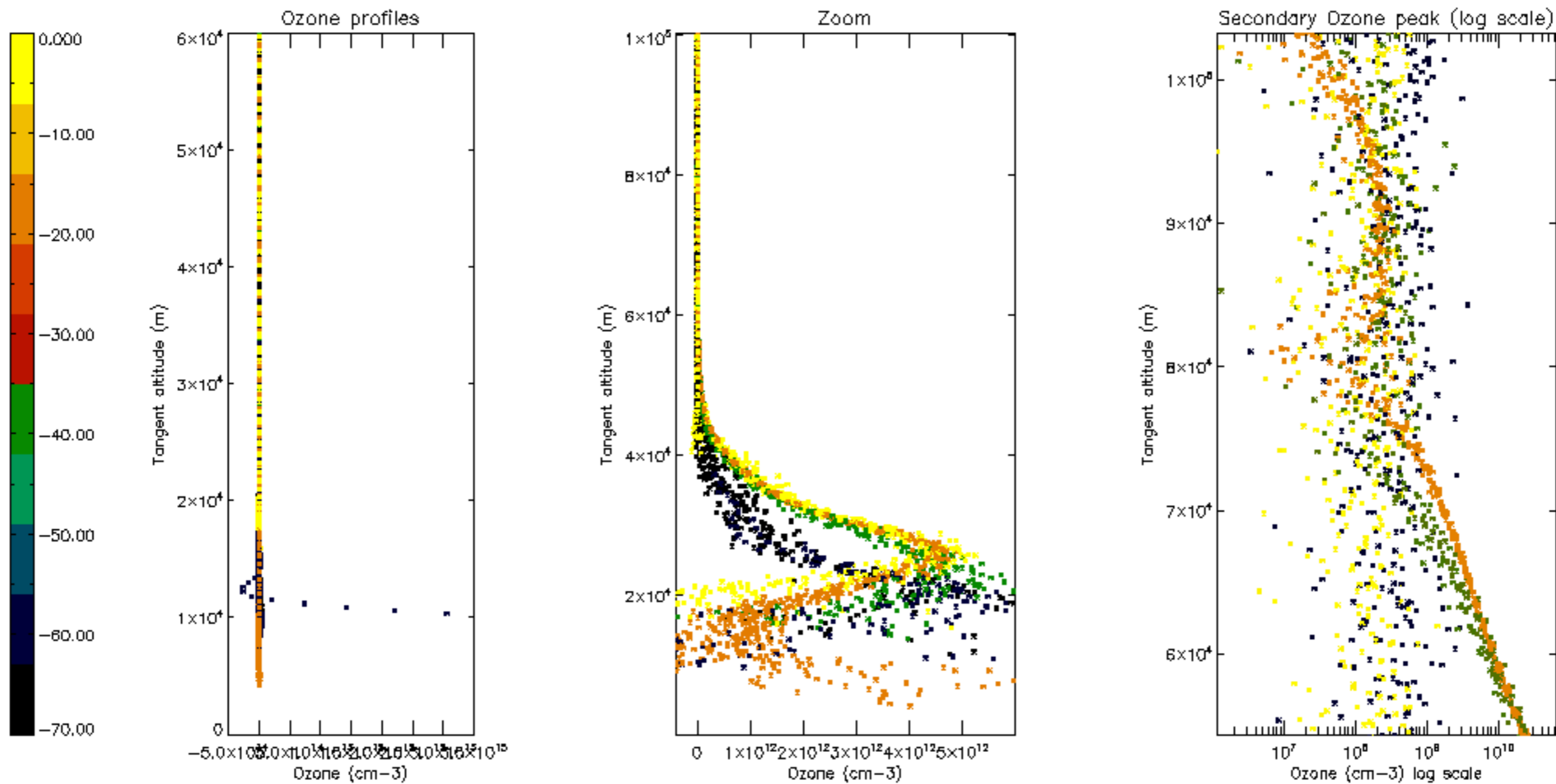


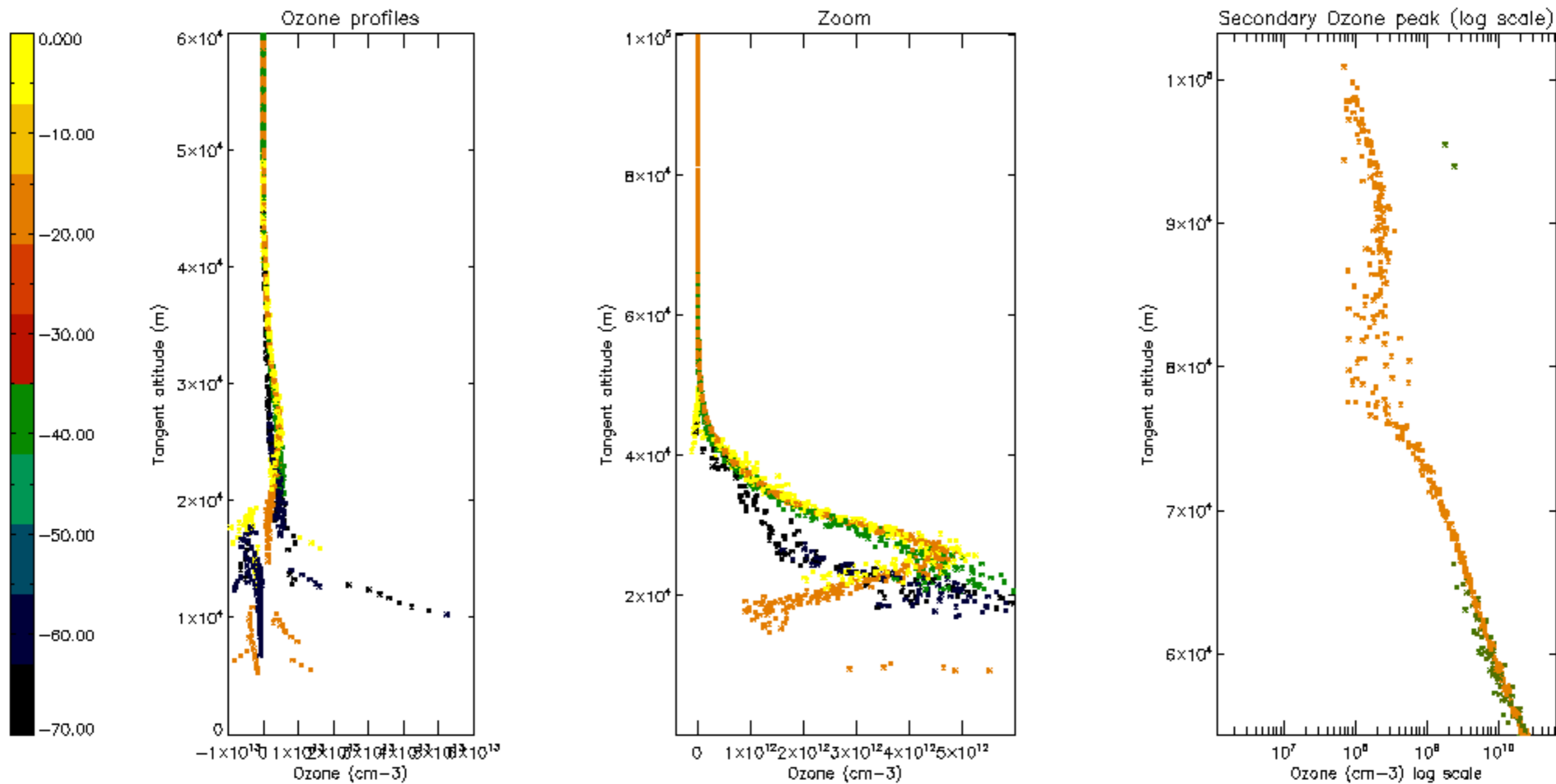
Percentage of star falling outside central band per profile

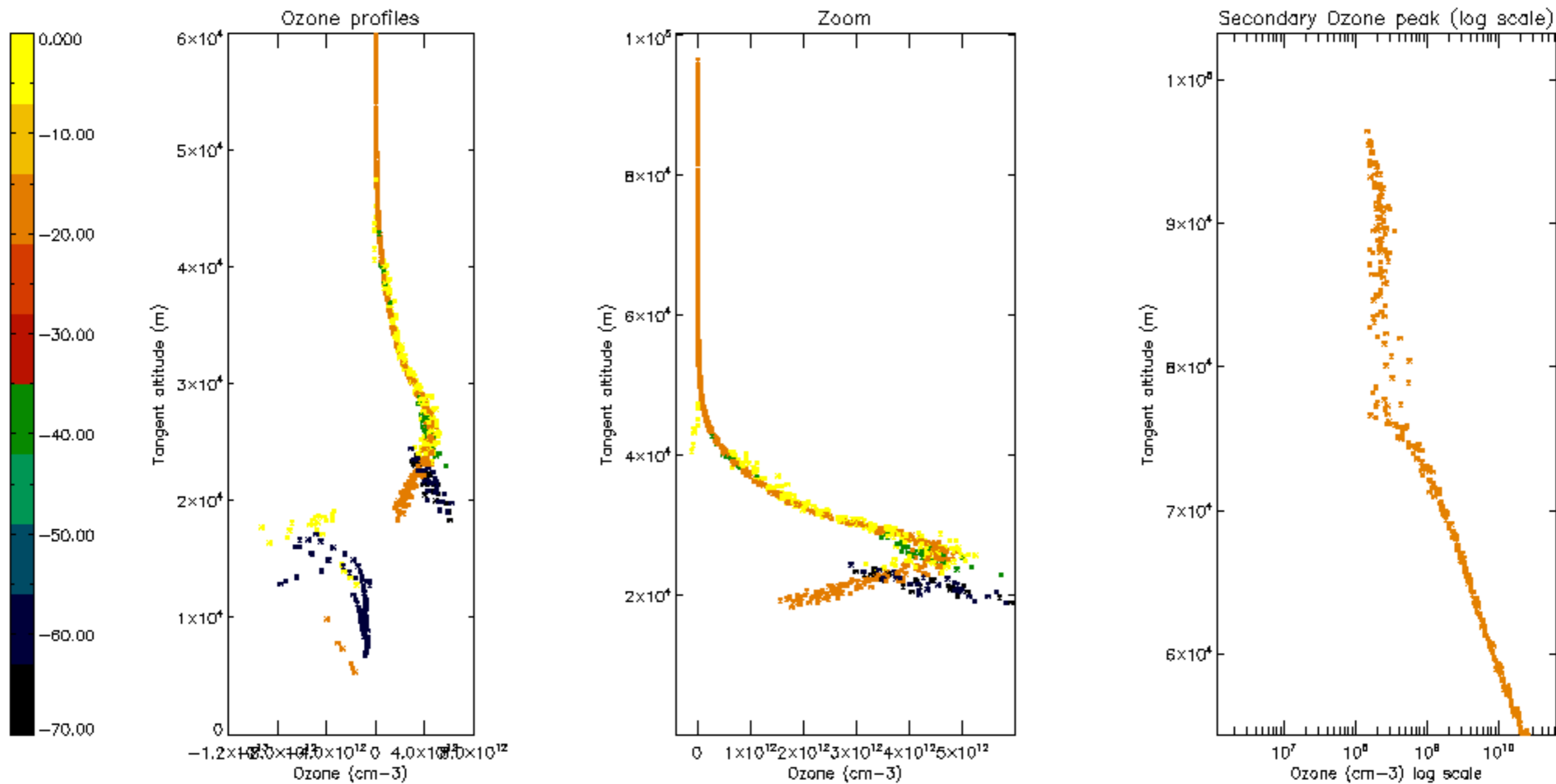


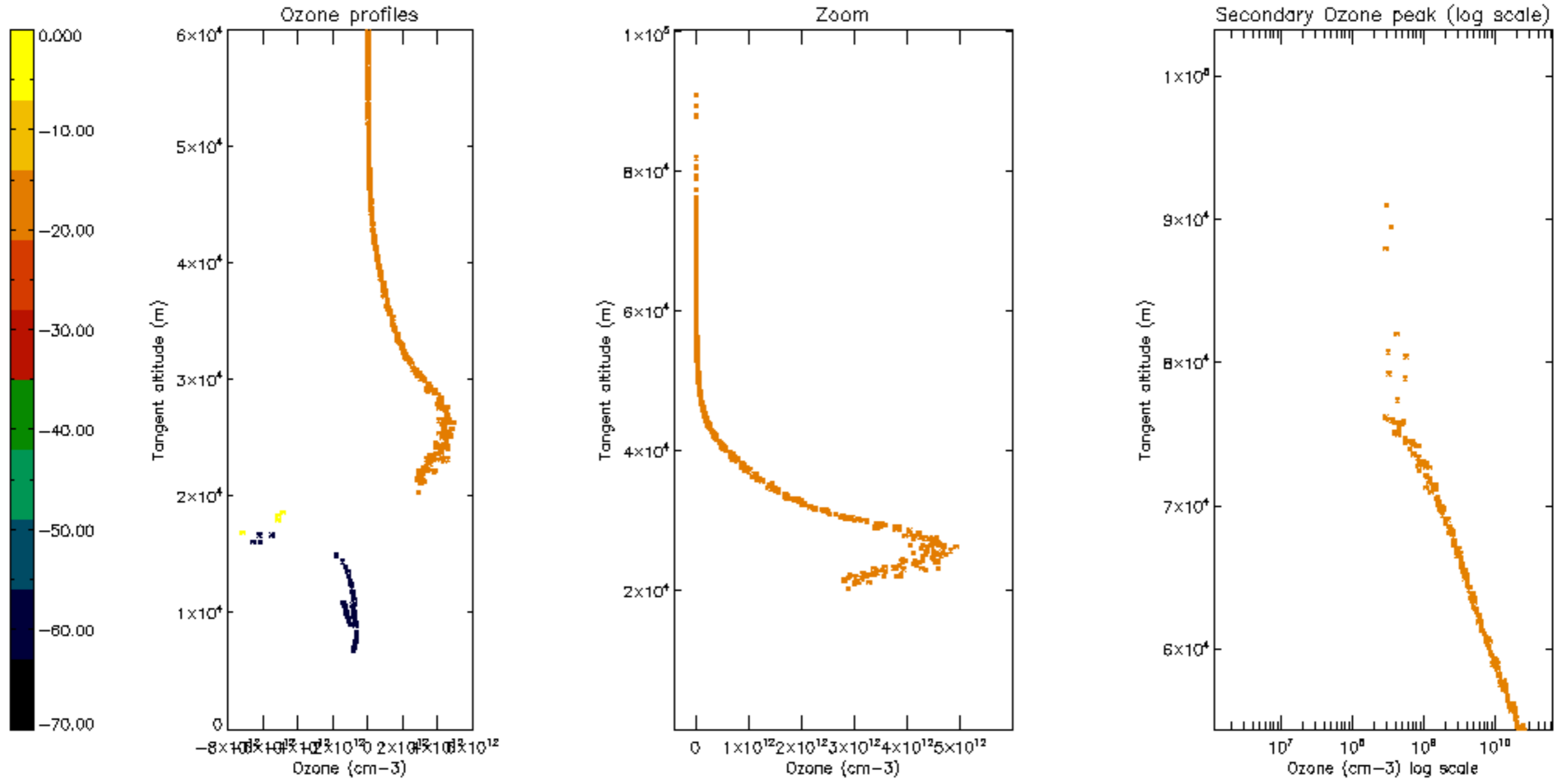
Percentage of saturation errors per profile

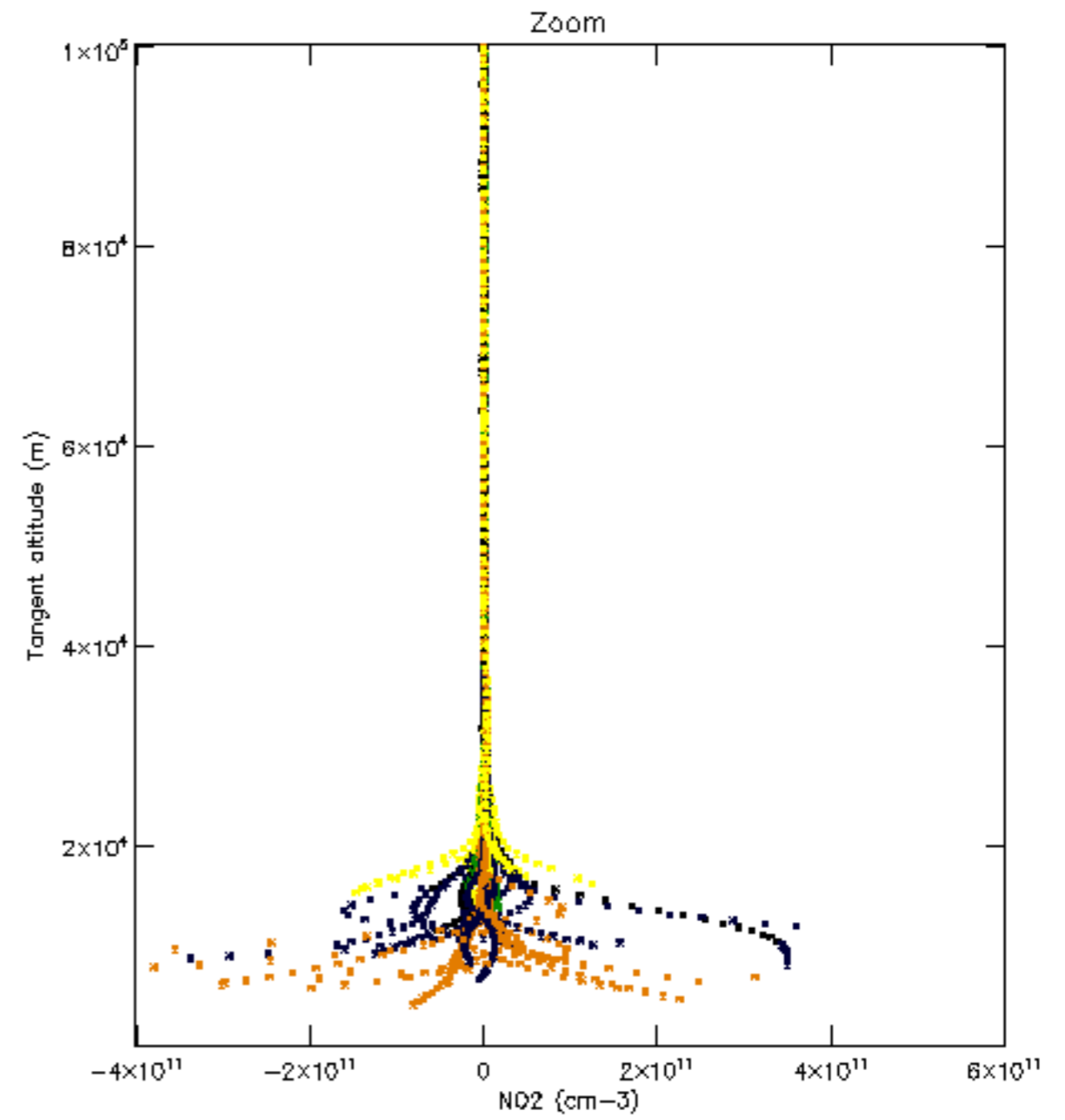
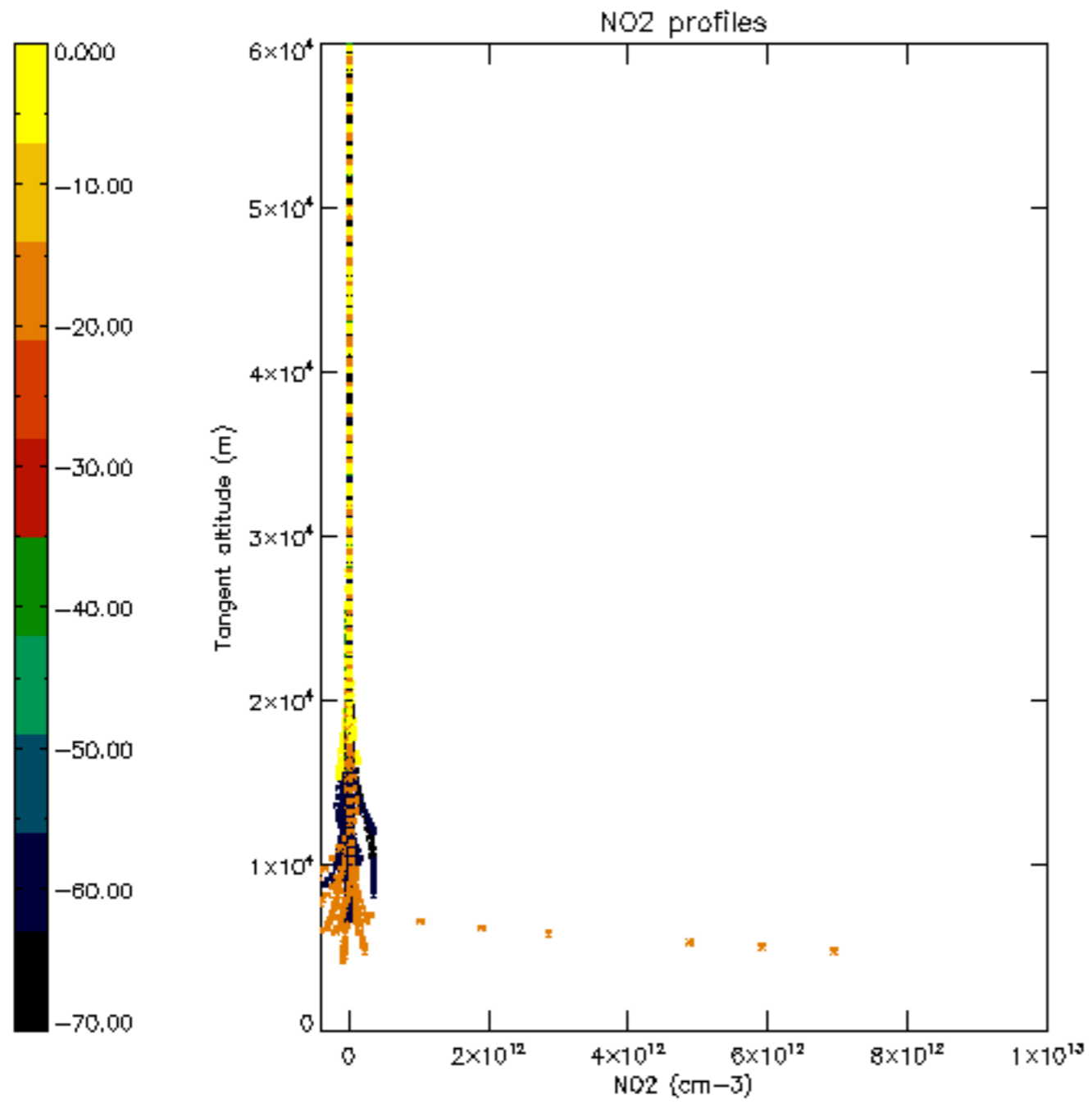


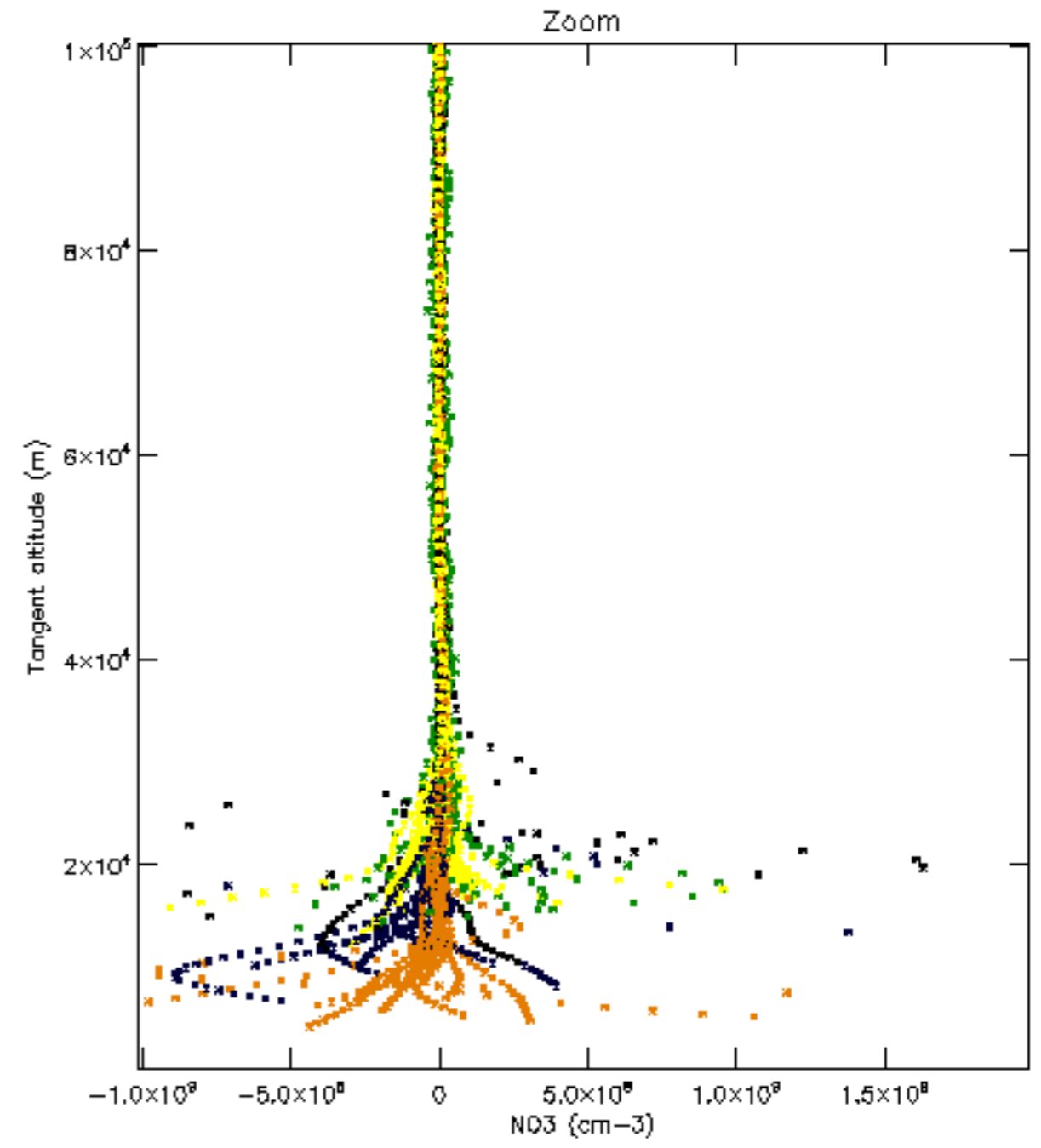
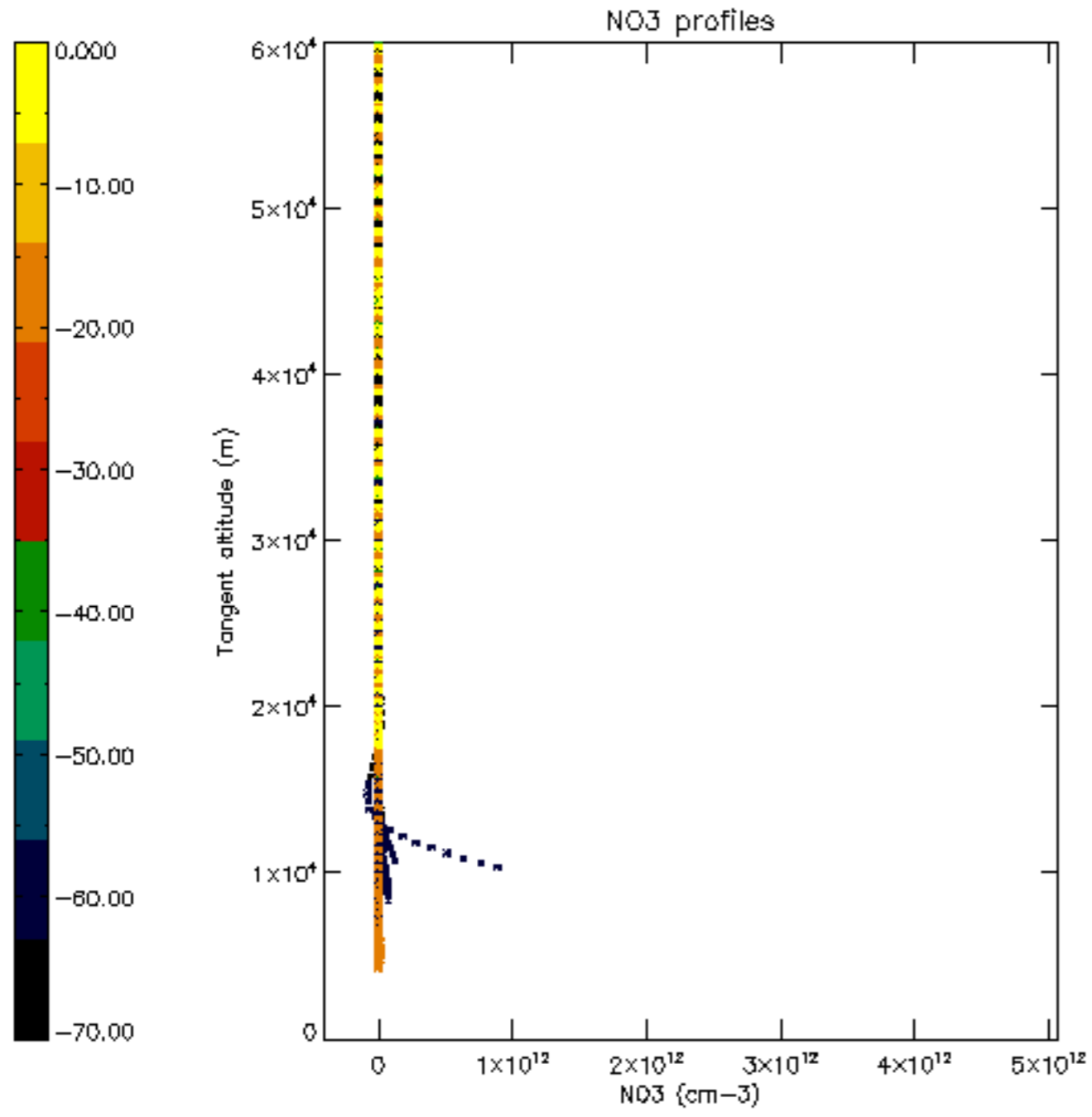


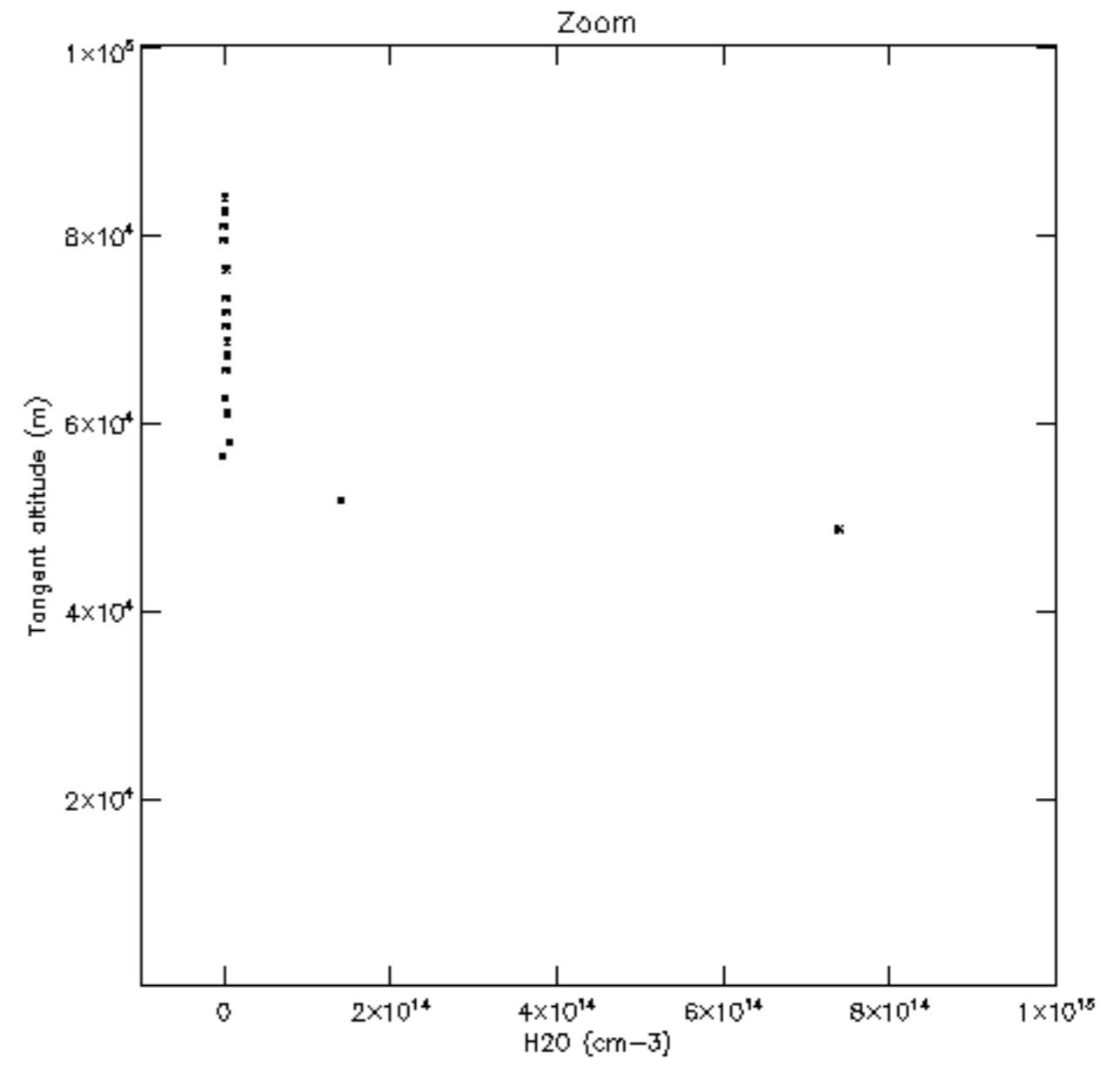
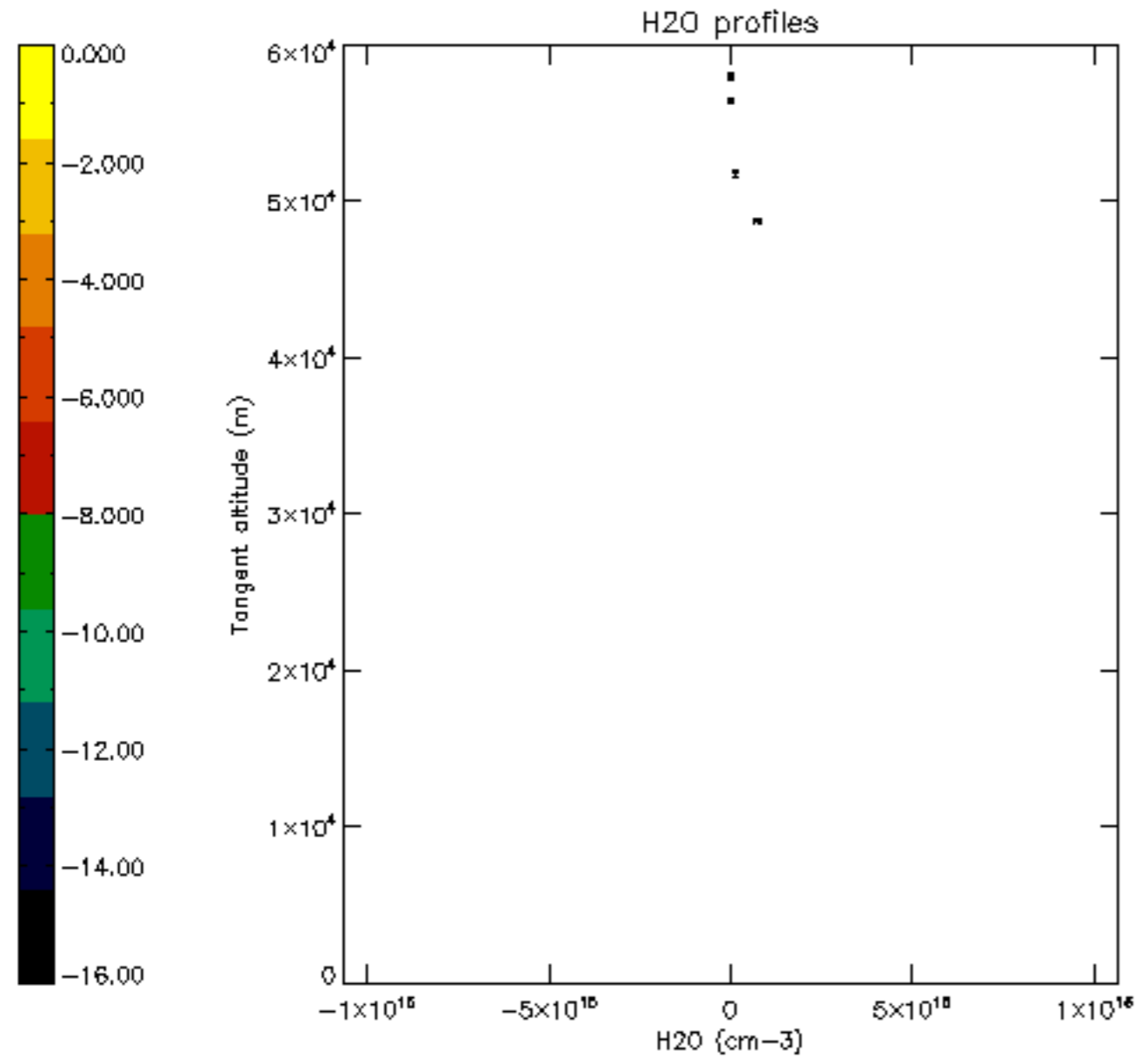


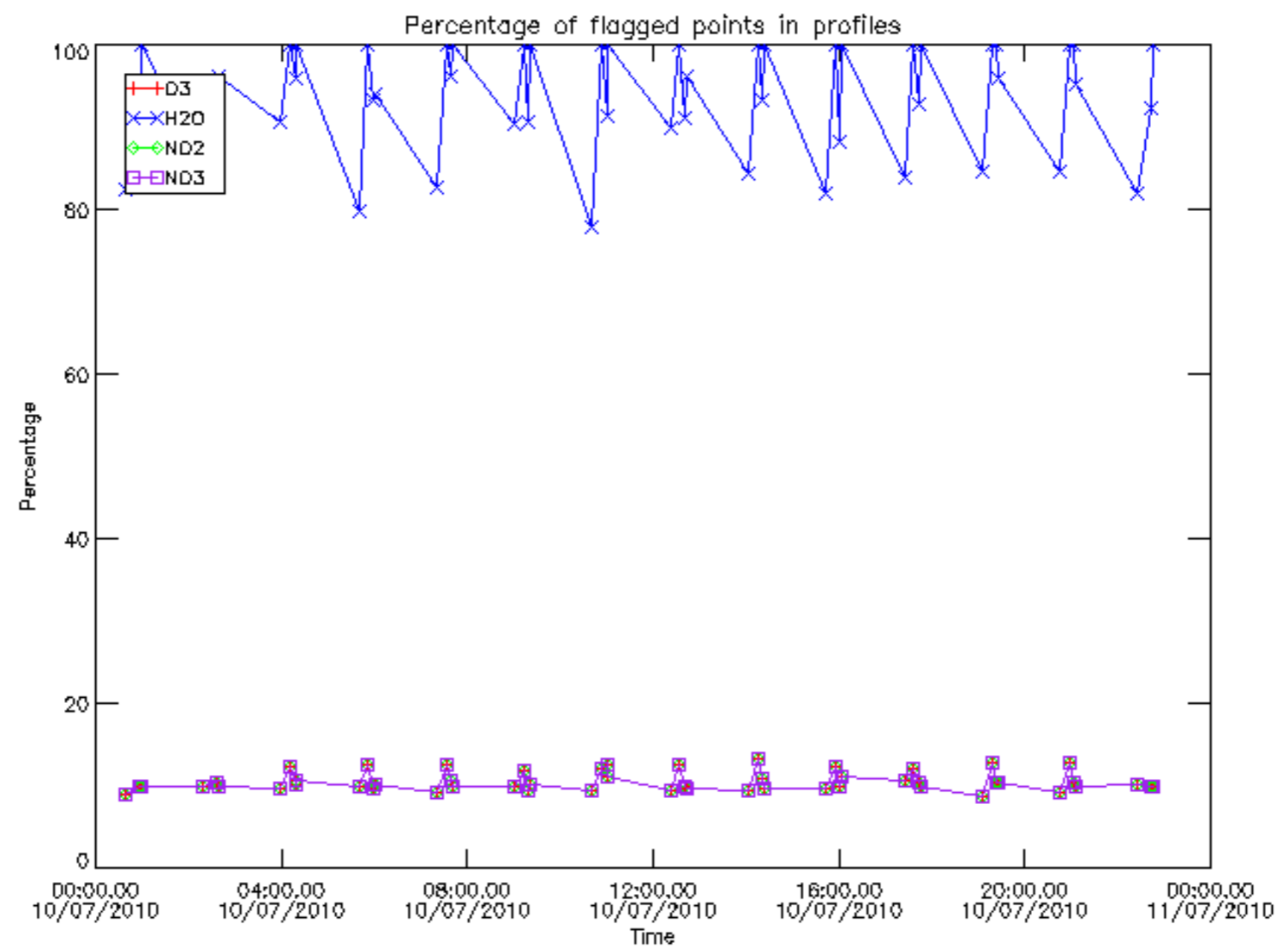




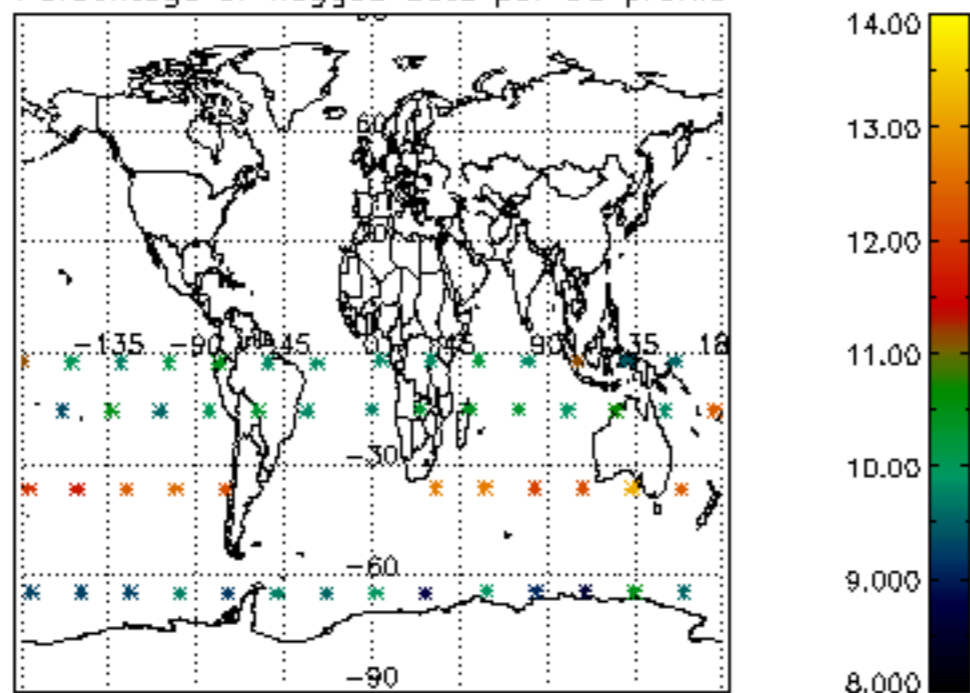




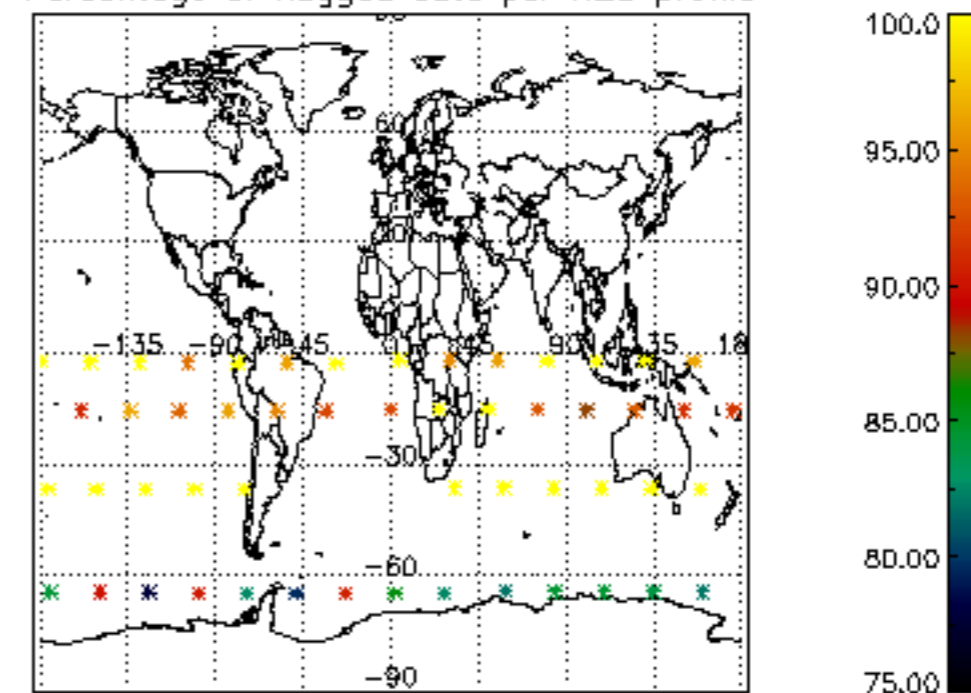




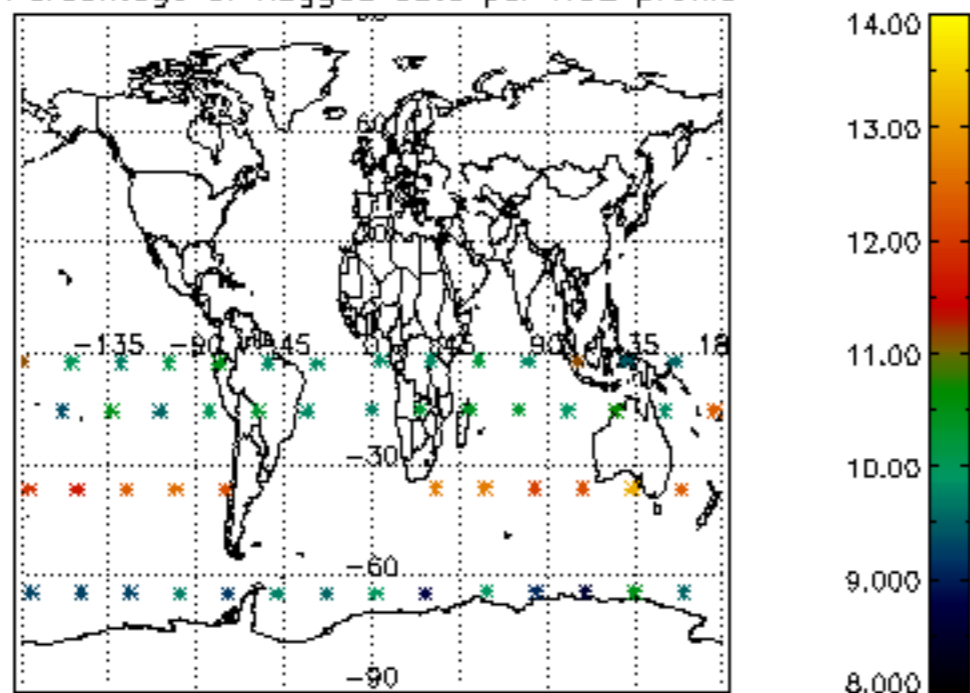
Percentage of flagged data per D3 profile



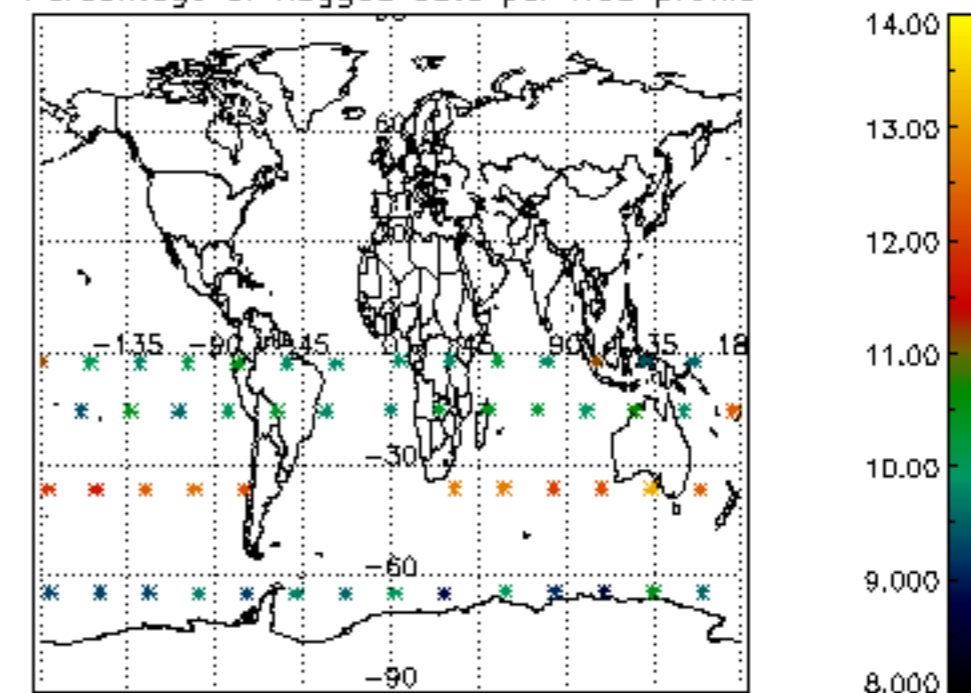
Percentage of flagged data per H2O profile

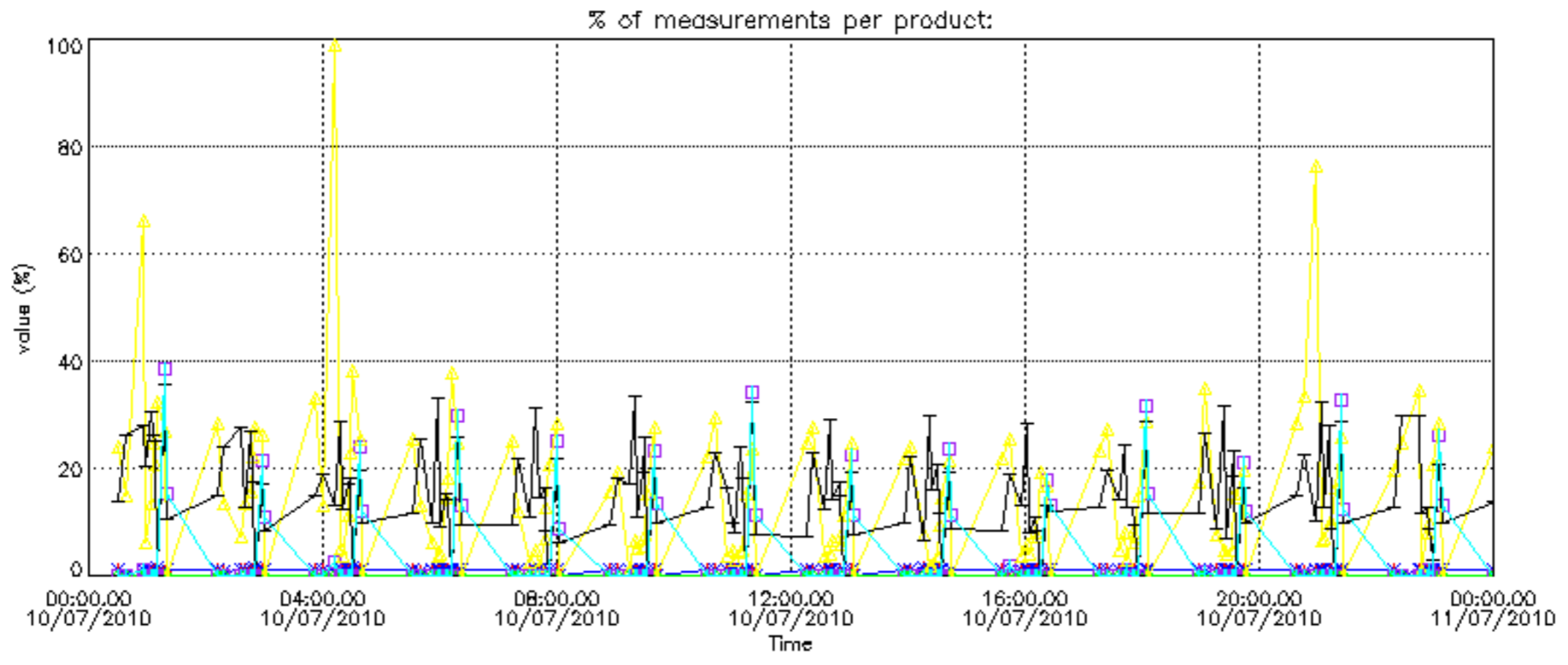


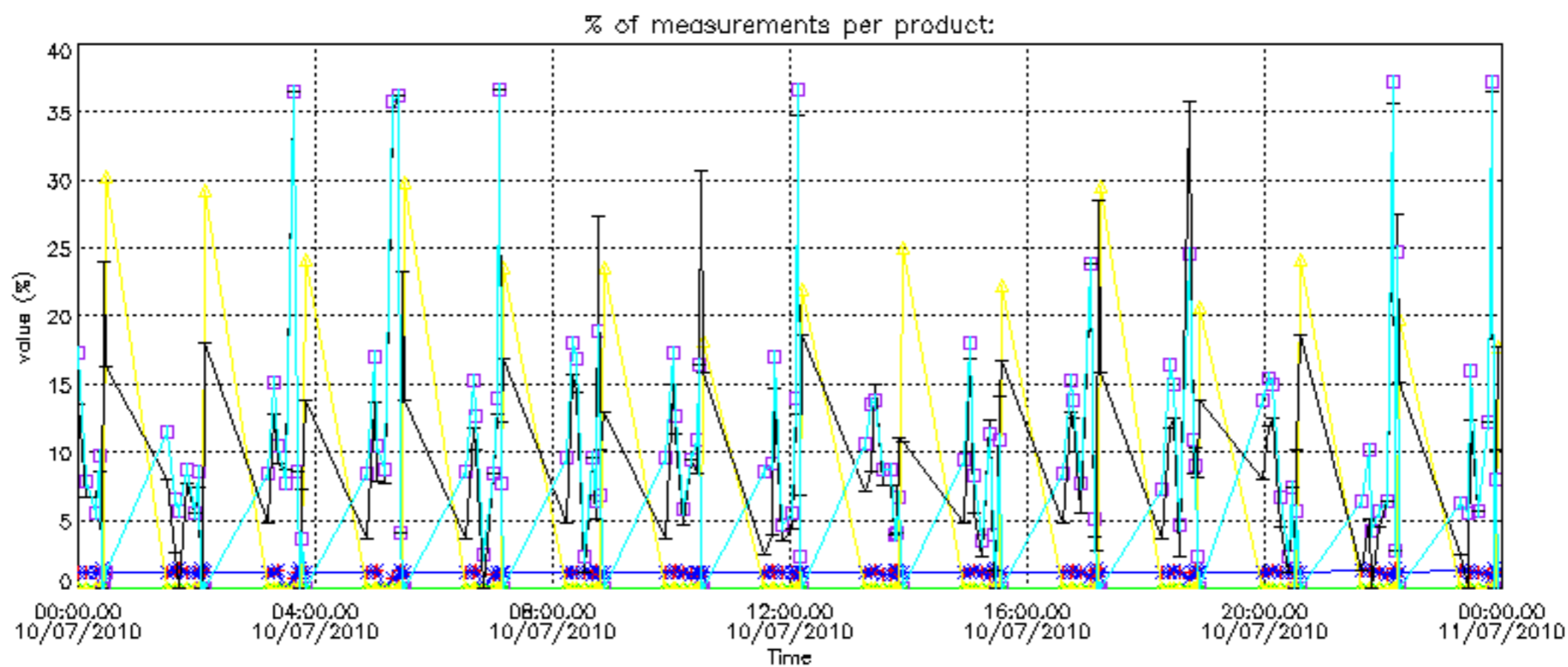
Percentage of flagged data per NO2 profile



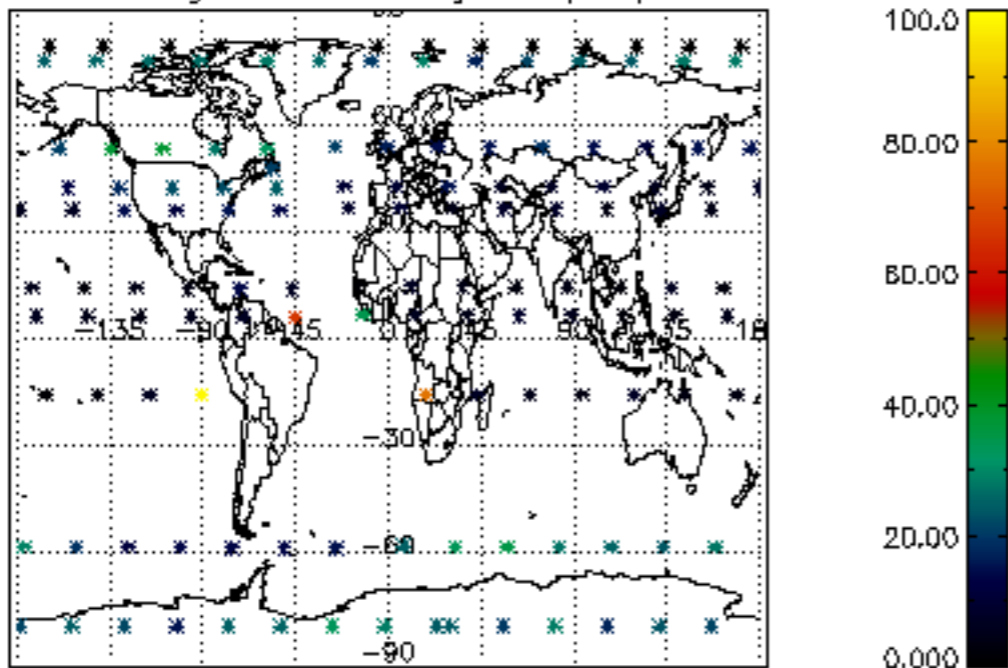
Percentage of flagged data per NO3 profile



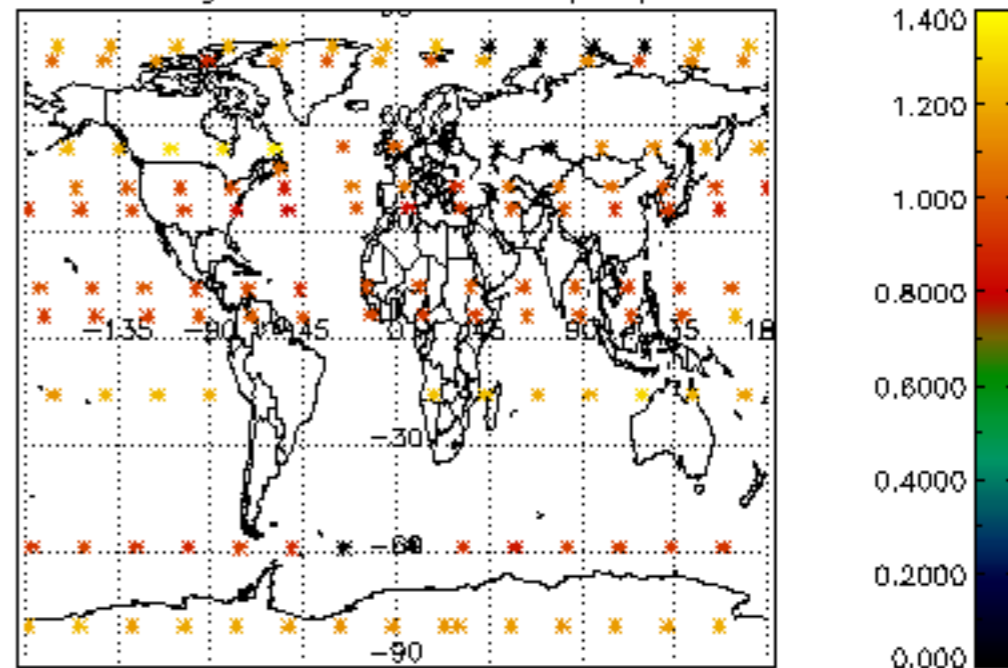




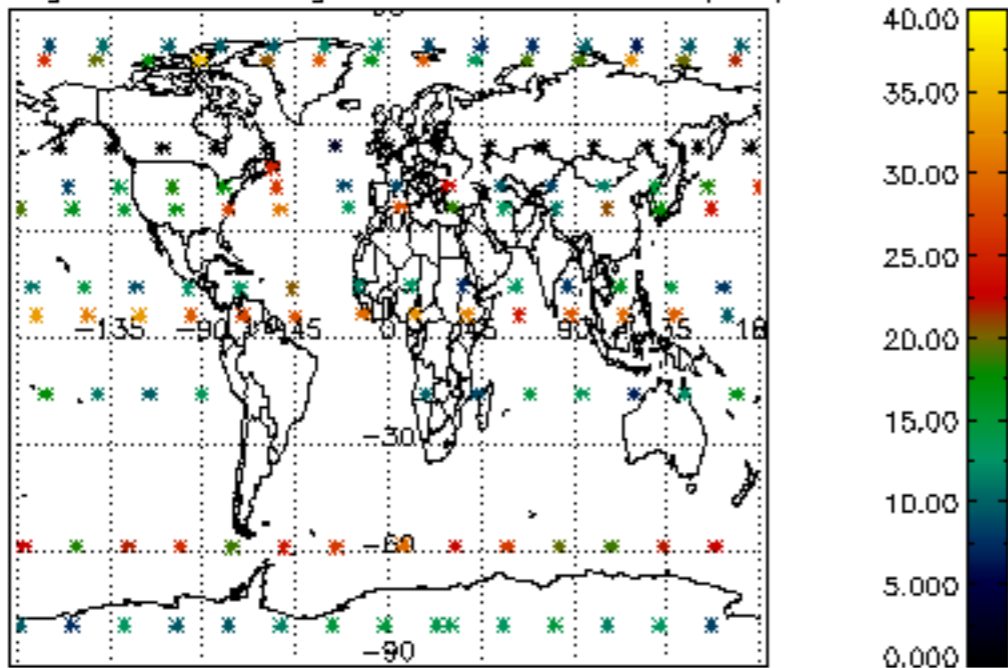
Percentage of cosmic ray hits per profile



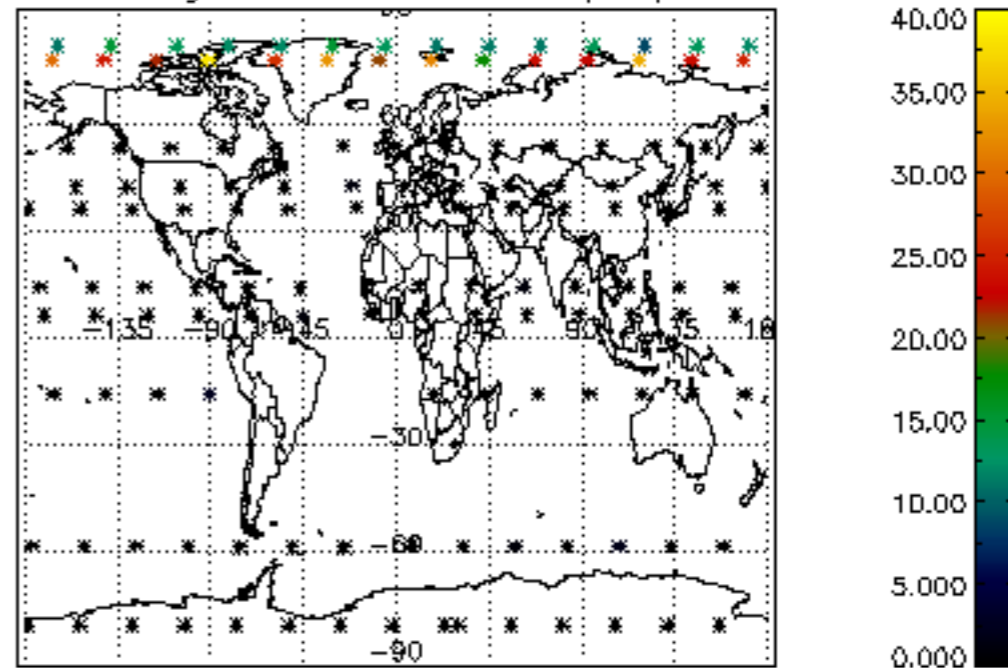
Percentage of datation errors per profile



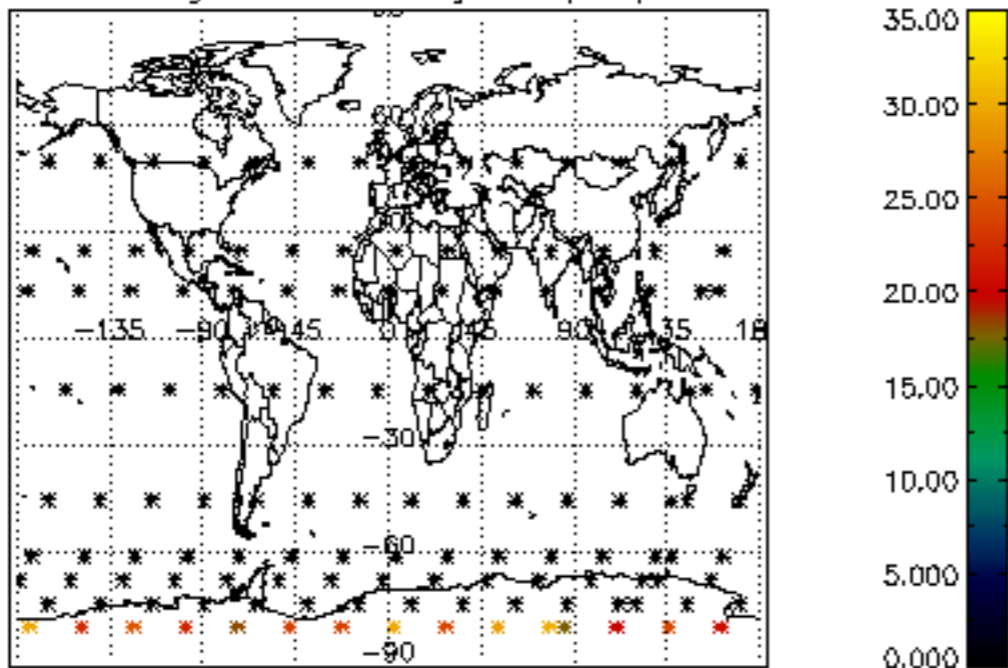
Percentage of star falling outside central band per profile



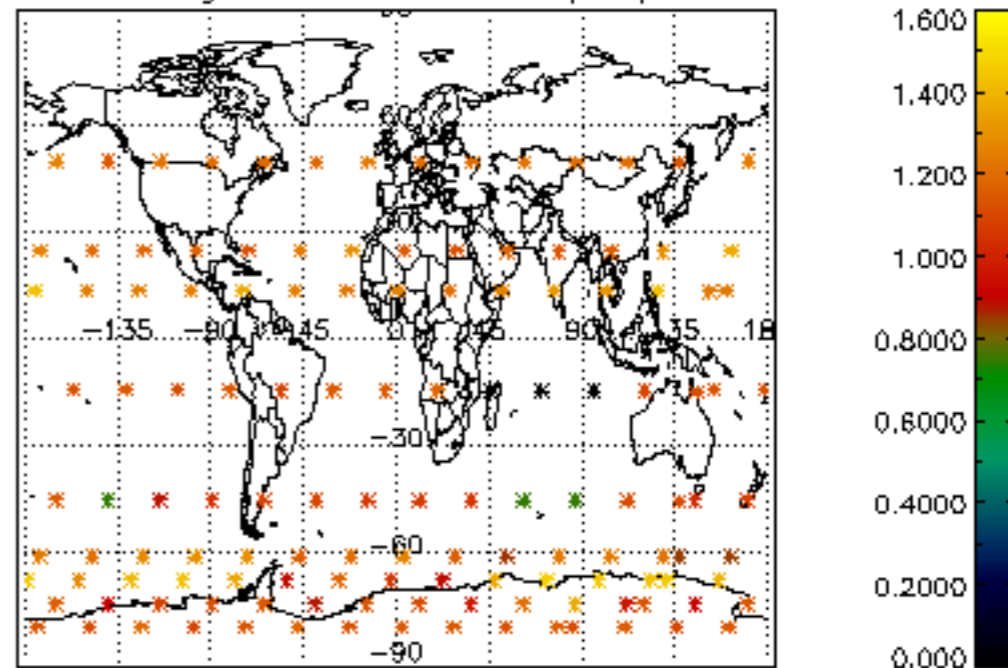
Percentage of saturation errors per profile



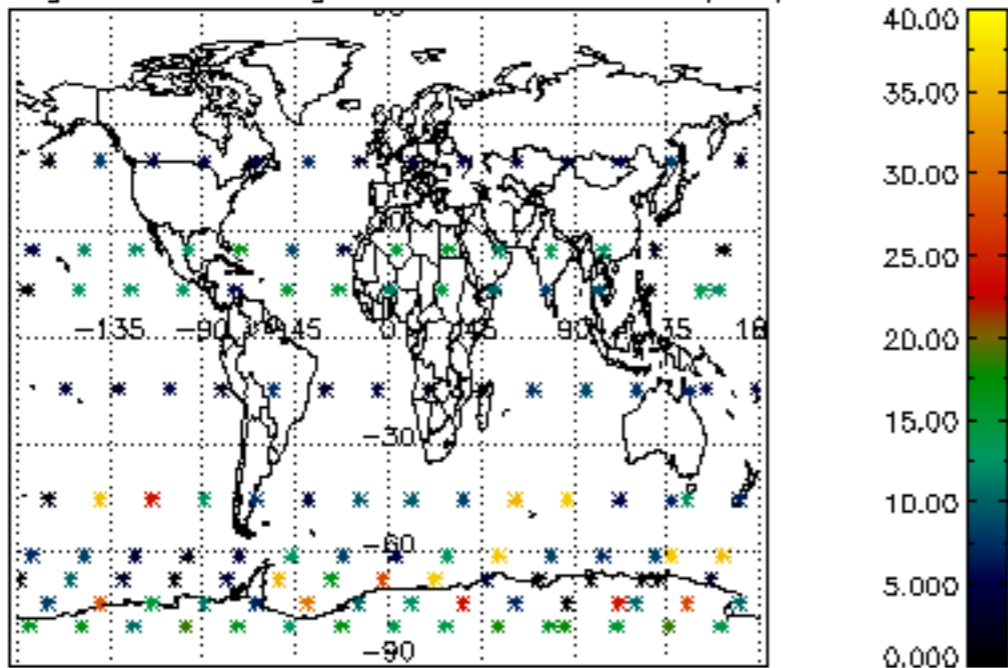
Percentage of cosmic ray hits per profile



Percentage of datation errors per profile



Percentage of star falling outside central band per profile



Percentage of saturation errors per profile

