

# GOMOS Level 2 Daily Report

## SUMMARY

### [1. General Info](#)

### [2. Summary of processed GOM\\_NL\\_2P products](#)

### [3. Level 2 Quality information per product](#)

#### [3.1 Plot of level 2 quality information per product \(time dependant\)](#)

#### [3.2 Plot of level 2 quality information per product \(world map\)](#)

### [4. Level 1 Quality information per product \(stored on level 2 products\)](#)

#### [4.1 Plot of level 1 quality information per product \(time dependant\)](#)

##### [4.1.1 Plot of level 1 quality information per product \(time dependant\): ASCENDING](#)

##### [4.1.2 Plot of level 1 quality information per product \(time dependant\): DESCENDING](#)

#### [4.2 Plot of level 1 quality information per product \(world map\)](#)

##### [4.2.1 Plot of level 1 quality information per product \(world map\): ASCENDING](#)

##### [4.2.2 Plot of level 1 quality information per product \(world map\): DESCENDING](#)

### [5. Ozone profiles based on quality statistics and other trace gas profiles](#)

#### [5.1 Ozone statistics based on quality of products](#)

#### [5.2 Plot ozone profiles for all STD \(dark without errors\)](#)

#### [5.3 Plot ozone profiles where STD < 20% \(dark without errors\)](#)

#### [5.4. Plot ozone profiles where STD < 10% \(dark without errors\)](#)

#### [5.5. Plot ozone profiles where STD < 5% \(dark without errors\)](#)

#### [5.6 Plot NO2 profiles for all STD \(dark without errors\)](#)

#### [5.7 Plot NO3 profiles for all STD \(dark without errors\)](#)

#### [5.8 Plot H2O profiles \(only for occultations of stars 1,2,3,4,13,14,16,26,63 dark without errors\) for all STD](#)

### [6. Auxiliary Data Files used for the production reported in section 2](#)

This report presents the daily analysis on parameters extracted from GOMOS level 2 data (GOM\_NL\_\_2P). It is intended to monitor some important parameters that will impact the quality of these products. A list of level 2 products (and content) that have arrived during the reporting day to the PCF is also given.

Item	Value
Time of report generation	29APR2013 12:47:31
Data source version	GOMOS/6.01
Start time of products	08-07-2010 (08JUL2010 00:00:00)
Stop time of products	09-07-2010 (09JUL2010 00:00:00)
Store outputs in DB	Yes
Nb of level 2 prods	213
Nb of prods with errors	0

## 2. Summary of processed GOM\_NL\_\_2P products.

Nr	Filename	UTC Start time	Limb	Duration	Star Id	Star Name	Star Mag	Star Temp	Nb Meas	Orbit	Prod. error
1	GOM_NL__2PRFIN20100708_000025_00000552091_00030_43671_9259.N1	08-JUL-2010 00:00:25	Dark	54.500	94	92Alp Cet	2.5260	3100.0	109	43671	No
2	GOM_NL__2PRFIN20100708_001745_000000412091_00031_43672_9254.N1	08-JUL-2010 00:17:45	Dark	41.000	52	16Bet Cet	2.0370	4500.0	82	43672	No
3	GOM_NL__2PRFIN20100708_002038_000000502091_00031_43672_9255.N1	08-JUL-2010 00:20:38	Dark	49.500	84	Alp Phe	2.3970	4500.0	99	43672	No
4	GOM_NL__2PRFIN20100708_002655_000000522091_00031_43672_9256.N1	08-JUL-2010 00:26:55	Straylight	51.500	63	Bet Gru	2.1500	2800.0	103	43672	No
5	GOM_NL__2PRFIN20100708_002940_000000812091_00031_43672_9257.N1	08-JUL-2010 00:29:40	Straylight	81.000	18	24Alp PsA	1.1660	9700.0	162	43672	No
6	GOM_NL__2PRFIN20100708_003149_000000552091_00031_43672_9258.N1	08-JUL-2010 00:31:49	Straylight	55.000	172	Gam Gru	3.0030	13100.	110	43672	No
7	GOM_NL__2PRFIN20100708_005346_000000432091_00031_43672_9259.N1	08-JUL-2010 00:53:46	Bright	42.500	168	17Zet Aql	2.9860	11000.	85	43672	No
8	GOM_NL__2PRFIN20100708_010444_000000452091_00031_43672_9260.N1	08-JUL-2010 01:04:44	Bright	44.500	144	18Del Cyg	2.8600	11000.	89	43672	No
9	GOM_NL__2PRFIN20100708_010747_000000552091_00031_43672_9261.N1	08-JUL-2010 01:07:47	Bright	55.000	19	50Alp Cyg	1.2460	10500.	110	43672	No
10	GOM_NL__2PRFIN20100708_011157_000000442091_00031_43672_9262.N1	08-JUL-2010 01:11:57	Bright	44.000	89	5Alp Cep	2.4510	8000.0	88	43672	No
11	GOM_NL__2PRFIN20100708_011928_000000502091_00031_43672_9263.N1	08-JUL-2010 01:19:28	Bright	50.000	74	11Bet Cas	2.2680	6600.0	100	43672	No
12	GOM_NL__2PRFIN20100708_012123_000000422091_00031_43672_9264.N1	08-JUL-2010 01:21:23	Bright	42.000	110	37Del Cas	2.6780	8900.0	84	43672	No
13	GOM_NL__2PRFIN20100708_012815_000000532091_00031_43672_9265.N1	08-JUL-2010 01:28:15	Bright	52.500	73	57Gam1And	2.2600	13100.	105	43672	No
14	GOM_NL__2PRFIN20100708_013056_000000372091_00031_43672_9266.N1	08-JUL-2010 01:30:56	Twilight_stray	37.000	53	43Bet And	2.0480	3300.0	74	43672	No
15	GOM_NL__2PRFIN20100708_013554_000000642091_00031_43672_9267.N1	08-JUL-2010 01:35:54	Dark	64.000	50	13Alp Ari	2.0070	4250.0	128	43672	No
16	GOM_NL__2PRFIN20100708_014102_000000572091_00031_43672_9268.N1	08-JUL-2010 01:41:02	Dark	57.000	94	92Alp Cet	2.5260	3100.0	114	43672	No
17	GOM_NL__2PRFIN20100708_015823_000000362091_00032_43673_9266.N1	08-JUL-2010 01:58:23	Dark	36.000	52	16Bet Cet	2.0370	4500.0	72	43673	No
18	GOM_NL__2PRFIN20100708_020115_000000512091_00032_43673_9267.N1	08-JUL-2010 02:01:15	Dark	51.000	84	Alp Phe	2.3970	4500.0	102	43673	No
19	GOM_NL__2PRFIN20100708_020732_000000642091_00032_43673_9268.N1	08-JUL-2010 02:07:32	Straylight	64.000	63	Bet Gru	2.1500	2800.0	128	43673	No
20	GOM_NL__2PRFIN20100708_021017_000000792091_00032_43673_9269.N1	08-JUL-2010 02:10:17	Straylight	79.000	18	24Alp PsA	1.1660	9700.0	158	43673	No
21	GOM_NL__2PRFIN20100708_021227_000000552091_00032_43673_9270.N1	08-JUL-2010 02:12:27	Straylight	54.500	172	Gam Gru	3.0030	13100.	109	43673	No
22	GOM_NL__2PRFIN20100708_023422_000000452091_00032_43673_9271.N1	08-JUL-2010 02:34:22	Bright	44.500	168	17Zet Aql	2.9860	11000.	89	43673	No
23	GOM_NL__2PRFIN20100708_024519_000000432091_00032_43673_9272.N1	08-JUL-2010 02:45:19	Bright	42.500	144	18Del Cyg	2.8600	11000.	85	43673	No
24	GOM_NL__2PRFIN20100708_024822_000000572091_00032_43673_9273.N1	08-JUL-2010 02:48:22	Bright	57.000	19	50Alp Cyg	1.2460	10500.	114	43673	No
25	GOM_NL__2PRFIN20100708_025232_000000432091_00032_43673_9274.N1	08-JUL-2010 02:52:32	Bright	43.000	89	5Alp Cep	2.4510	8000.0	86	43673	No
26	GOM_NL__2PRFIN20100708_030003_000000512091_00032_43673_9275.N1	08-JUL-2010 03:00:03	Bright	50.500	74	11Bet Cas	2.2680	6600.0	101	43673	No
27	GOM_NL__2PRFIN20100708_030158_000000442091_00032_43673_9276.N1	08-JUL-2010 03:01:58	Bright	44.000	110	37Del Cas	2.6780	8900.0	88	43673	No
28	GOM_NL__2PRFIN20100708_030851_000000572091_00032_43673_9277.N1	08-JUL-2010 03:08:51	Bright	56.500	73	57Gam1And	2.2600	13100.	113	43673	No
29	GOM_NL__2PRFIN20100708_031132_000000372091_00032_43673_9278.N1	08-JUL-2010 03:11:32	Twilight_stray	37.000	53	43Bet And	2.0480	3300.0	74	43673	No
30	GOM_NL__2PRFIN20100708_031630_000000662091_00032_43673_9279.N1	08-JUL-2010 03:16:30	Dark	66.000	50	13Alp Ari	2.0070	4250.0	132	43673	No
31	GOM_NL__2PRFIN20100708_032138_000000462091_00032_43673_9280.N1	08-JUL-2010 03:21:38	Dark	45.500	94	92Alp Cet	2.5260	3100.0	91	43673	No
32	GOM_NL__2PRFIN20100708_033902_000000362091_00033_43674_9291.N1	08-JUL-2010 03:39:02	Dark	36.000	52	16Bet Cet	2.0370	4500.0	72	43674	No
33	GOM_NL__2PRFIN20100708_034152_000000502091_00033_43674_9292.N1	08-JUL-2010 03:41:52	Dark	50.000	84	Alp Phe	2.3970	4500.0	100	43674	No
34	GOM_NL__2PRFIN20100708_034809_000000532091_00033_43674_9293.N1	08-JUL-2010 03:48:09	Straylight	52.500	63	Bet Gru	2.1500	2800.0	105	43674	No
35	GOM_NL__2PRFIN20100708_035055_000000812091_00033_43674_9294.N1	08-JUL-2010 03:50:55	Straylight	81.000	18	24Alp PsA	1.1660	9700.0	162	43674	No
36	GOM_NL__2PRFIN20100708_035304_000000562091_00033_43674_9295.N1	08-JUL-2010 03:53:04	Straylight	56.000	172	Gam Gru	3.0030	13100.	112	43674	No
37	GOM_NL__2PRFIN20100708_041457_000000442091_00033_43674_9296.N1	08-JUL-2010 04:14:57	Bright	43.500	168	17Zet Aql	2.9860	11000.	87	43674	No
38	GOM_NL__2PRFIN20100708_042555_000000462091_00033_43674_9297.N1	08-JUL-2010 04:25:55	Bright	45.500	144	18Del Cyg	2.8600	11000.	91	43674	No
39	GOM_NL__2PRFIN20100708_042857_000000572091_00033_43674_9298.N1	08-JUL-2010 04:28:57	Bright	56.500	19	50Alp Cyg	1.2460	10500.	113	43674	No
40	GOM_NL__2PRFIN20100708_043307_000000452091_00033_43674_9299.N1	08-JUL-2010 04:33:07	Bright	44.500	89	5Alp Cep	2.4510	8000.0	89	43674	No
41	GOM_NL__2PRFIN20100708_044038_000000512091_00033_43674_9300.N1	08-JUL-2010 04:40:38	Bright	50.500	74	11Bet Cas	2.2680	6600.0	101	43674	No
42	GOM_NL__2PRFIN20100708_044234_000000462091_00033_43674_9301.N1	08-JUL-2010 04:42:34	Bright	46.000	110	37Del Cas	2.6780	8900.0	92	43674	No



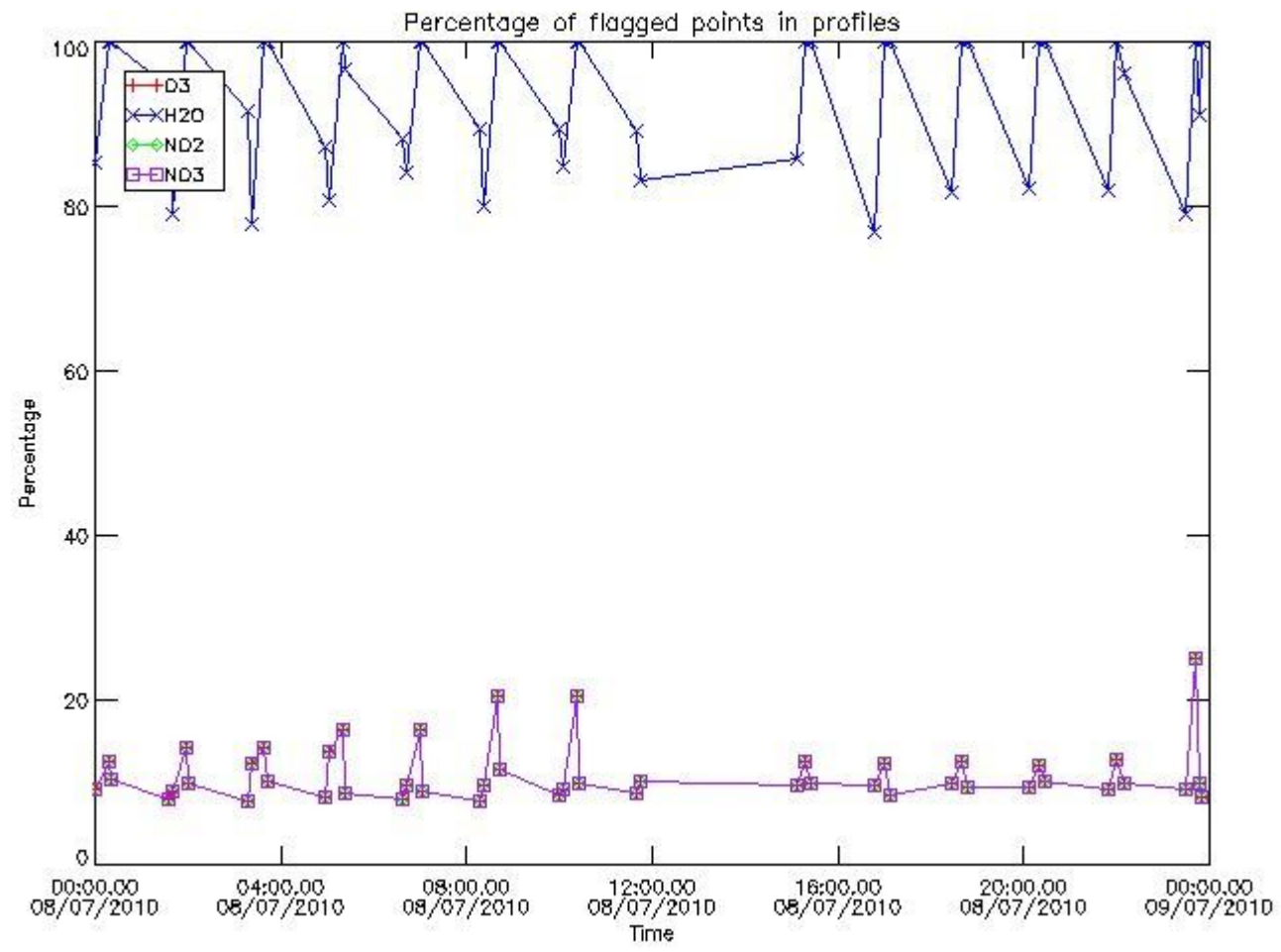






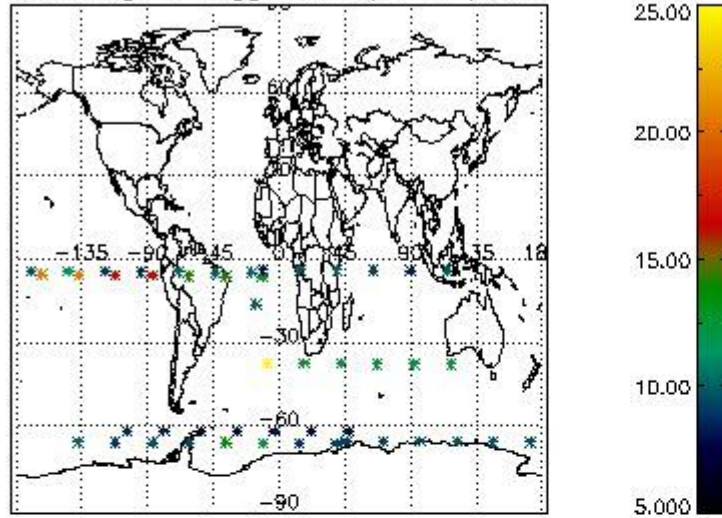
the MPH set to "0") are used.

### 3.1 Plot quality information per product (time dependant)

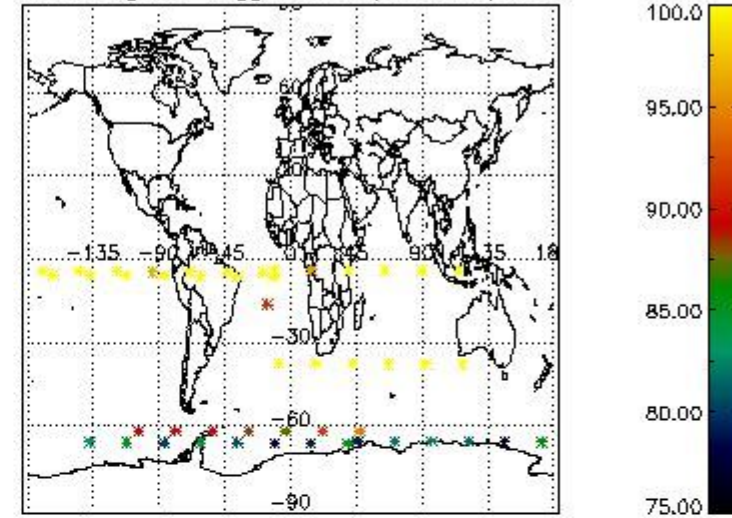


### 3.2 Plot quality information per product (world map)

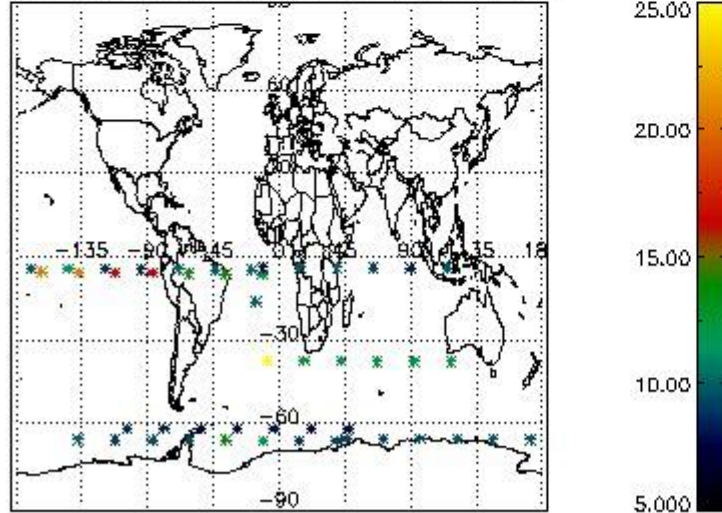
Percentage of flagged data per O3 profile



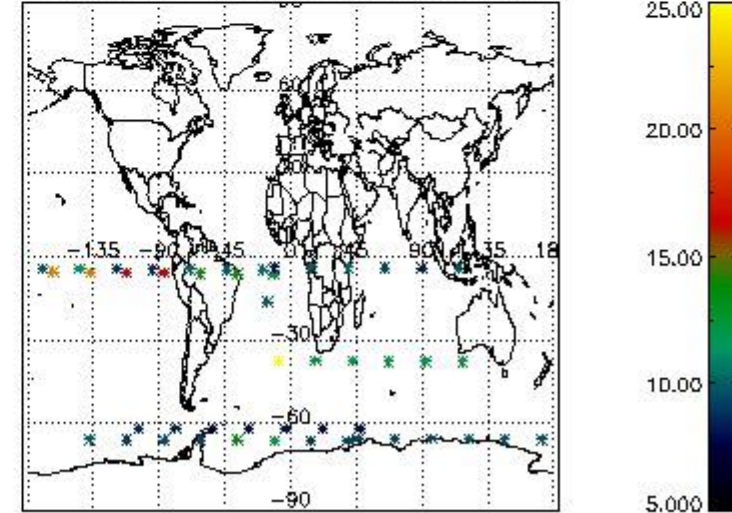
Percentage of flagged data per H2O profile



Percentage of flagged data per NO2 profile



Percentage of flagged data per NO3 profile



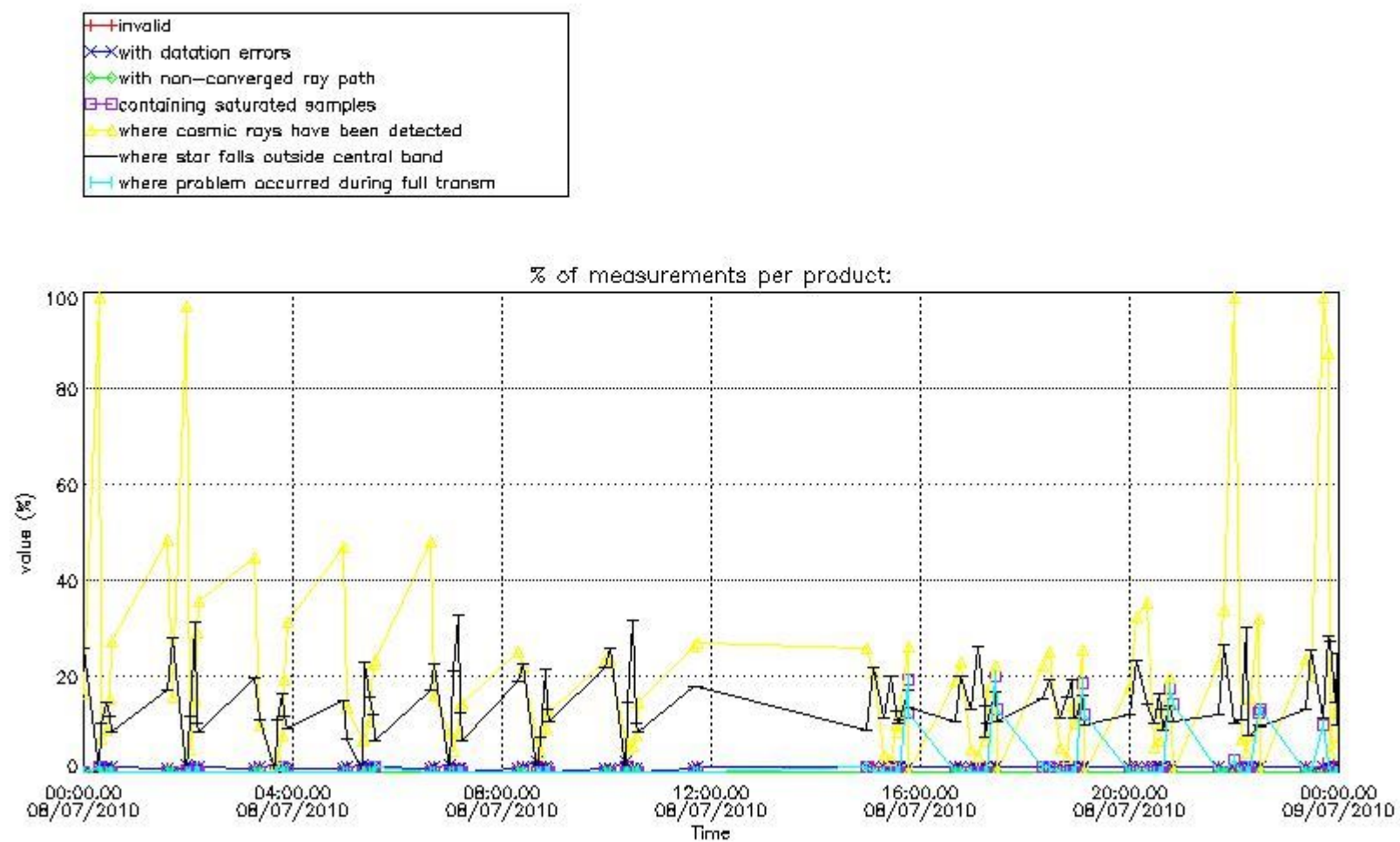
#### 4. Level 1 quality information per product

In this section it is plotted some information contained in the Quality Summary data set of the level 2 products that comes from the level 1b processing. Products without errors (error flag in the MPH set to "0") are used.

##### 4.1 Plot quality information per product (time dependant) coming from level 1b processing

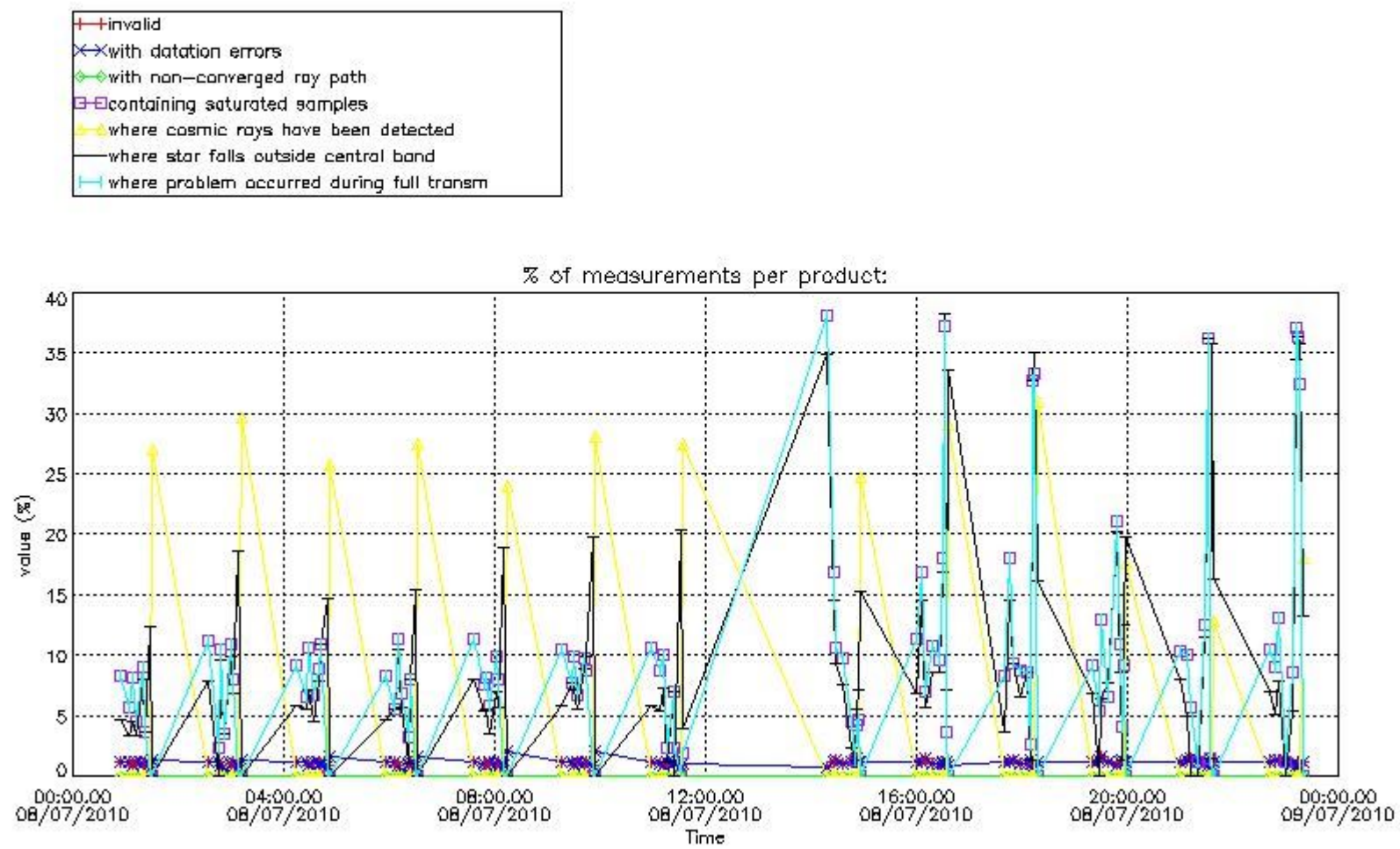
###### 4.1.1 Plot level 1 quality information per product (time dependant): ENVISAT ASCENDING passes





4.1.2 Plot level 1 quality information per product (time dependant): ENVI SAT DESCENDING passes

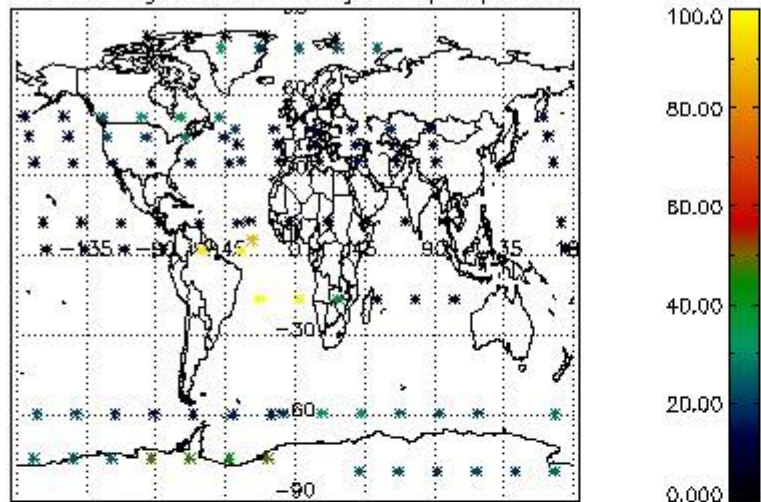




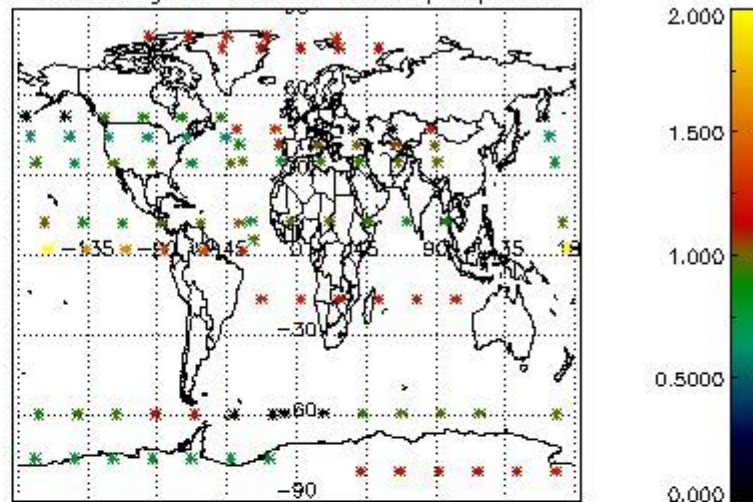
#### 4.2 Plot quality information per product coming from level 1b processing (world map)

##### 4.2.1 Plot level 1 quality information per product (world map): ENVISAT ASCENDING passes

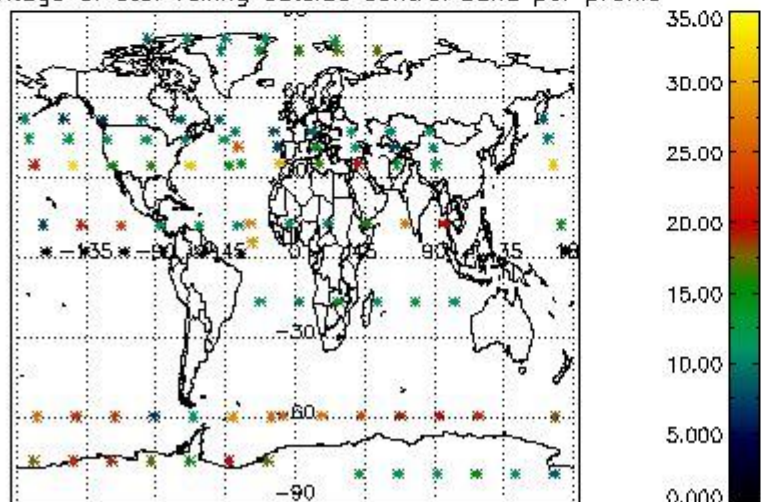
Percentage of cosmic ray hits per profile



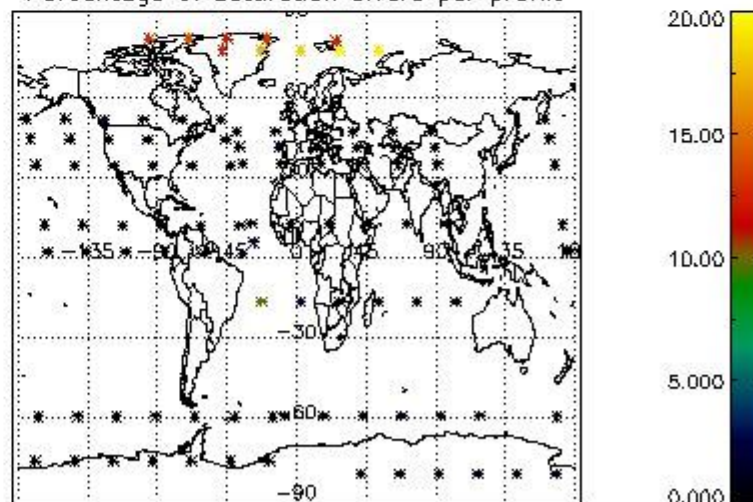
Percentage of datation errors per profile



Percentage of star falling outside central band per profile

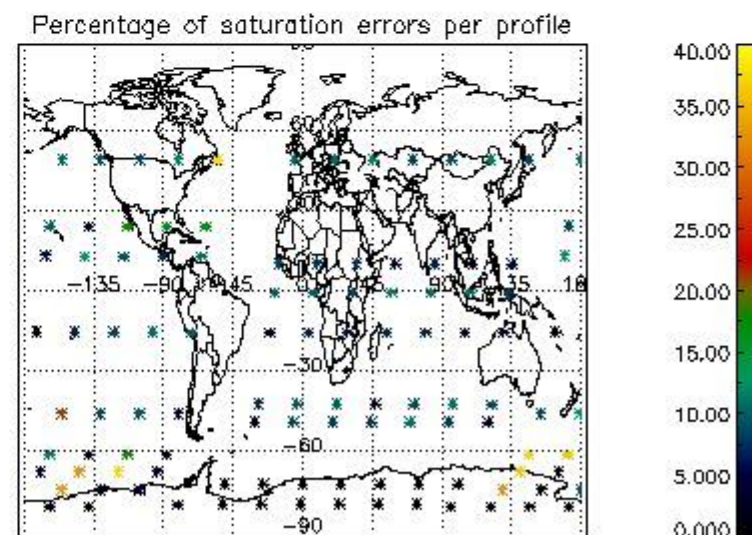
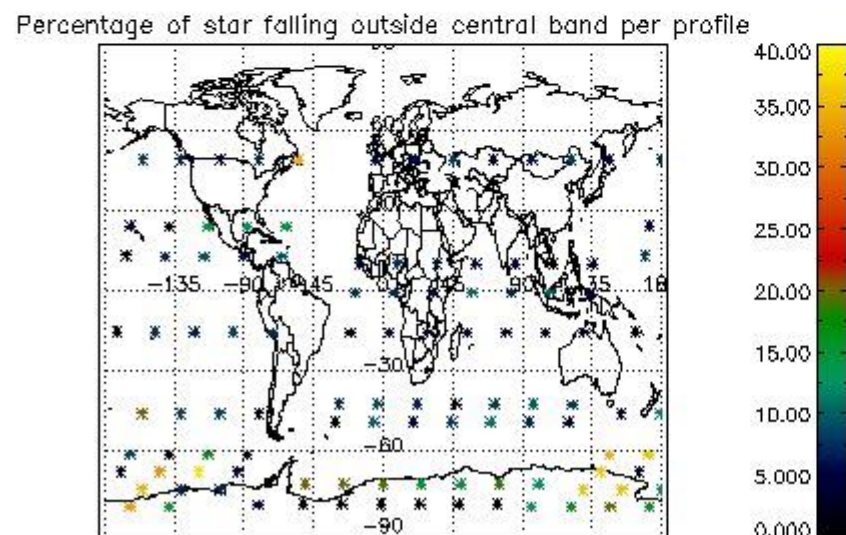
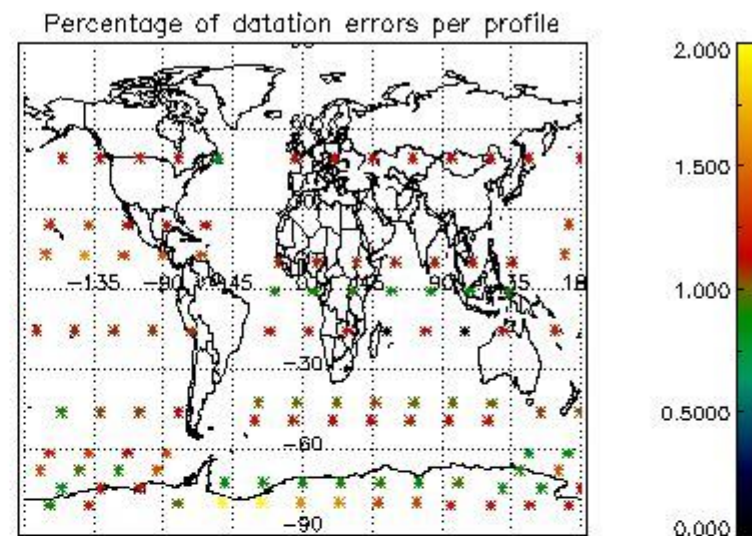
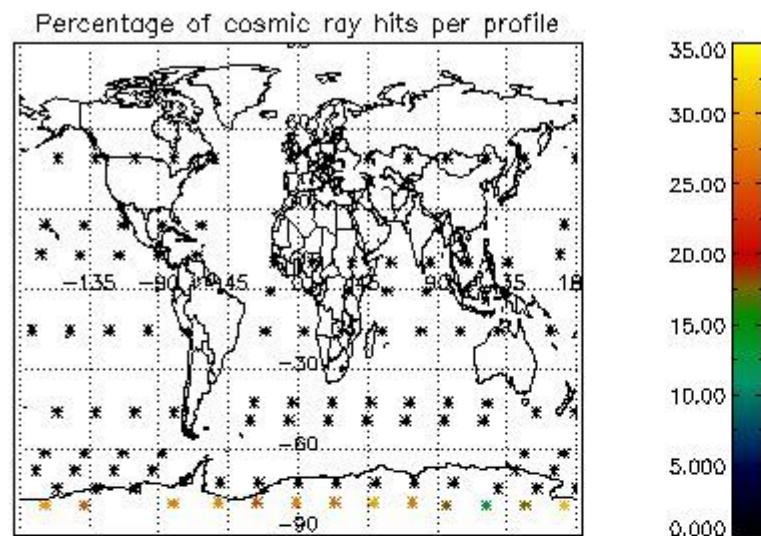


Percentage of saturation errors per profile



4.2.2 Plot level 1 quality information per product (world map): ENVISAT DESCENDING passes





## 5. Trace gas profiles

### 5.1 Ozone statistics based on quality of products

The final quality of the products can be "measured" using the STD (Standard Deviation) attached to every point profile. This information is written to the parameter GOM\_NL\_\_2P/NL\_LOCAL\_SPECIES\_DENSITY/o3\_std of the level 2 products. The table below shows the statistics for given STD ranges.

The statistics are given with respect to the overall valid production:

- Products without fatal errors: GOM\_NL\_\_2P/MPH/PRODUCT\_ERR=0
- Valid point profile: GOM\_NL\_\_2P/NL\_LOCAL\_SPECIES\_DENSITY/pcd(0)=0

The 'Criteria' is applied to valid points of dark limb products:

- Products in dark limb illumination condition: GOM\_NL\_\_2P/NL\_SUMMARY\_QUALITY/obs\_ill\_cond=0
- Products without fatal errors: GOM\_NL\_\_2P/MPH/PRODUCT\_ERR=0
- Valid point profile: GOM\_NL\_\_2P/NL\_LOCAL\_SPECIES\_DENSITY/pcd(0)=0

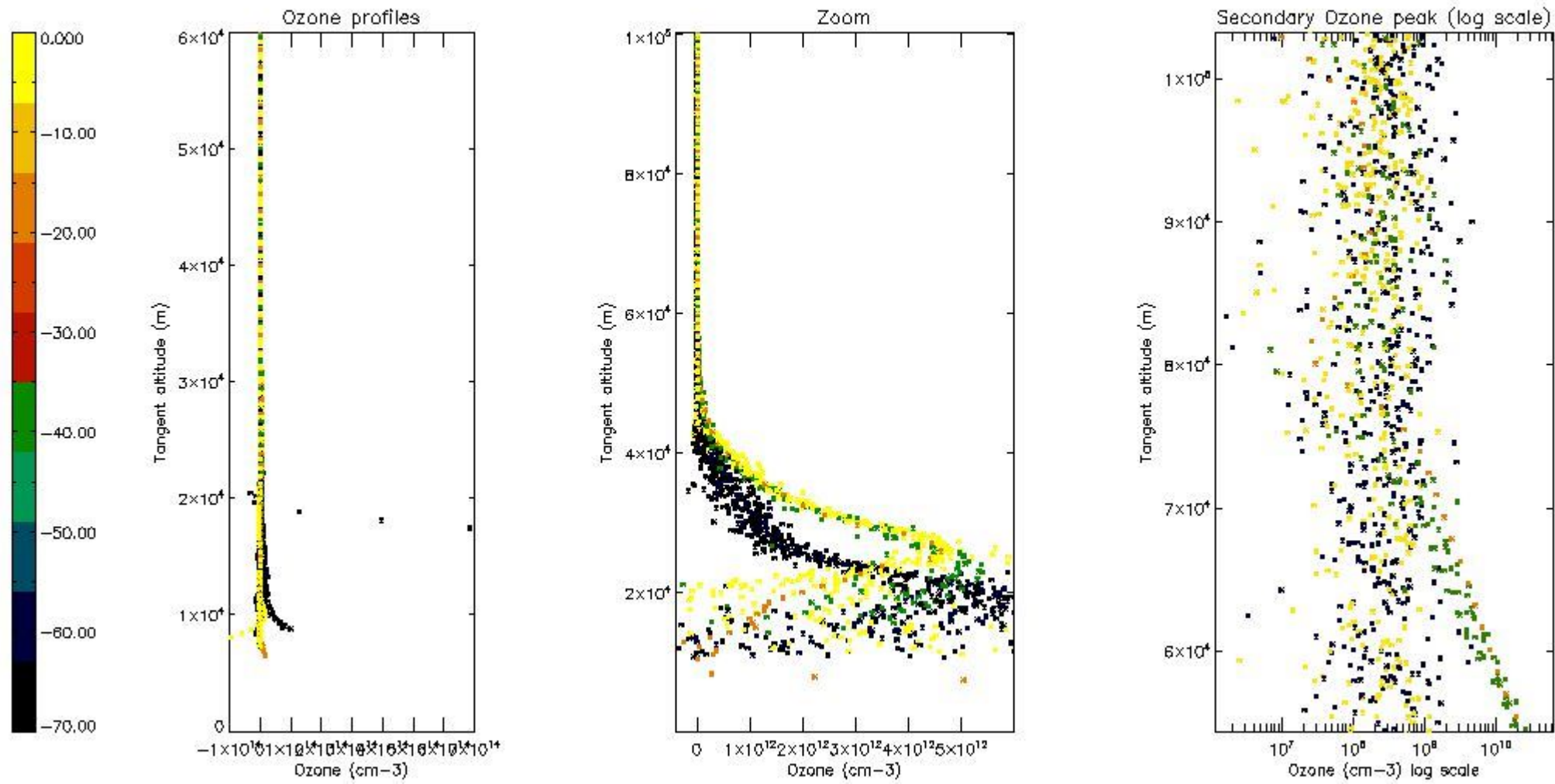
So, the table below shows the percentage of dark limb and valid observations for each criteria with respect to the overall valid daily observations.

Criteria	% of total production
All STD	24
STD < 20	6

STD < 10	3
STD < 5	1

5.2 Plot ozone profiles for all STD (dark without errors)

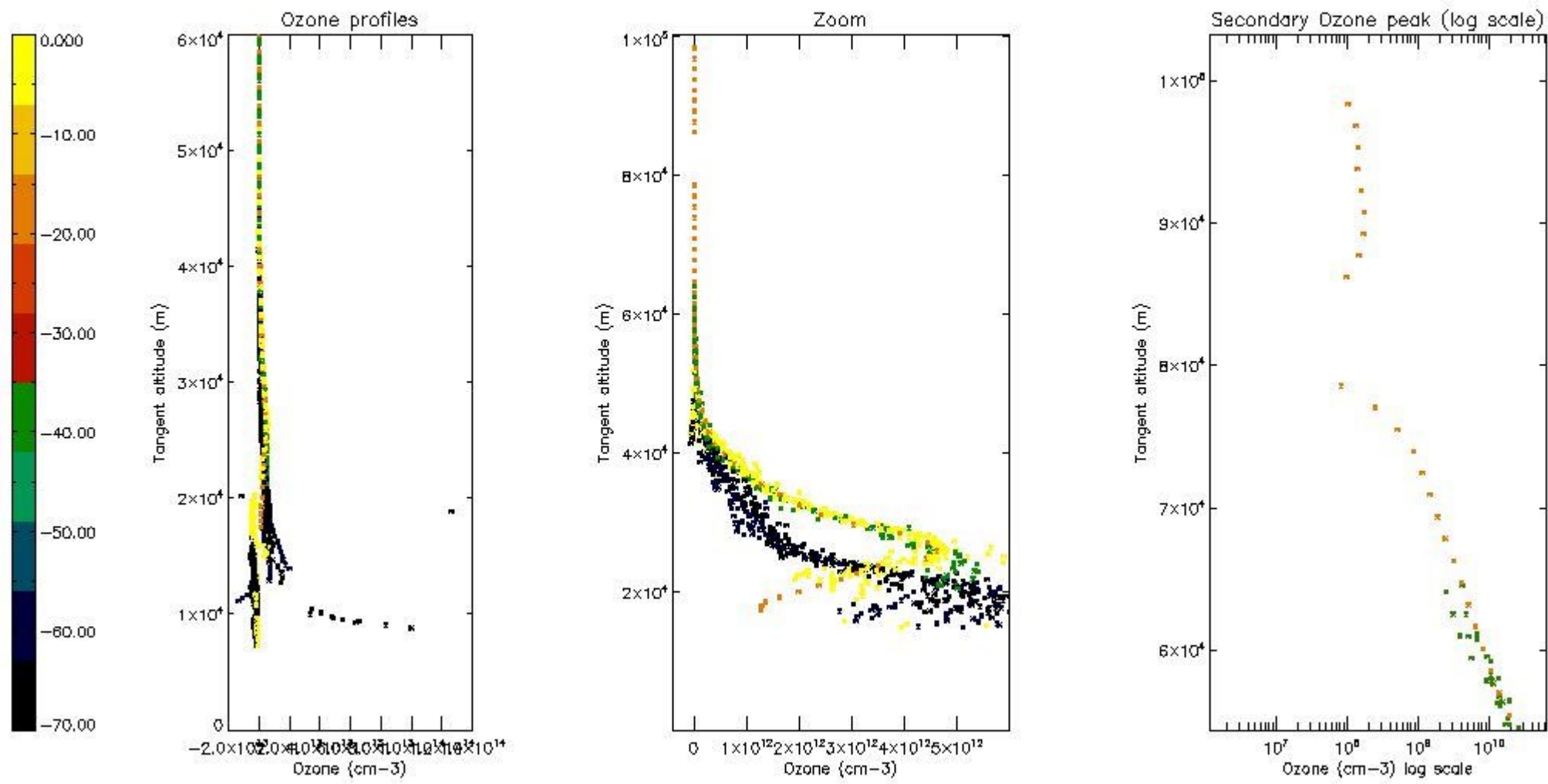
The colorbar represents the latitude.



5.3 Plot ozone profiles where STD < 20% (dark without errors)

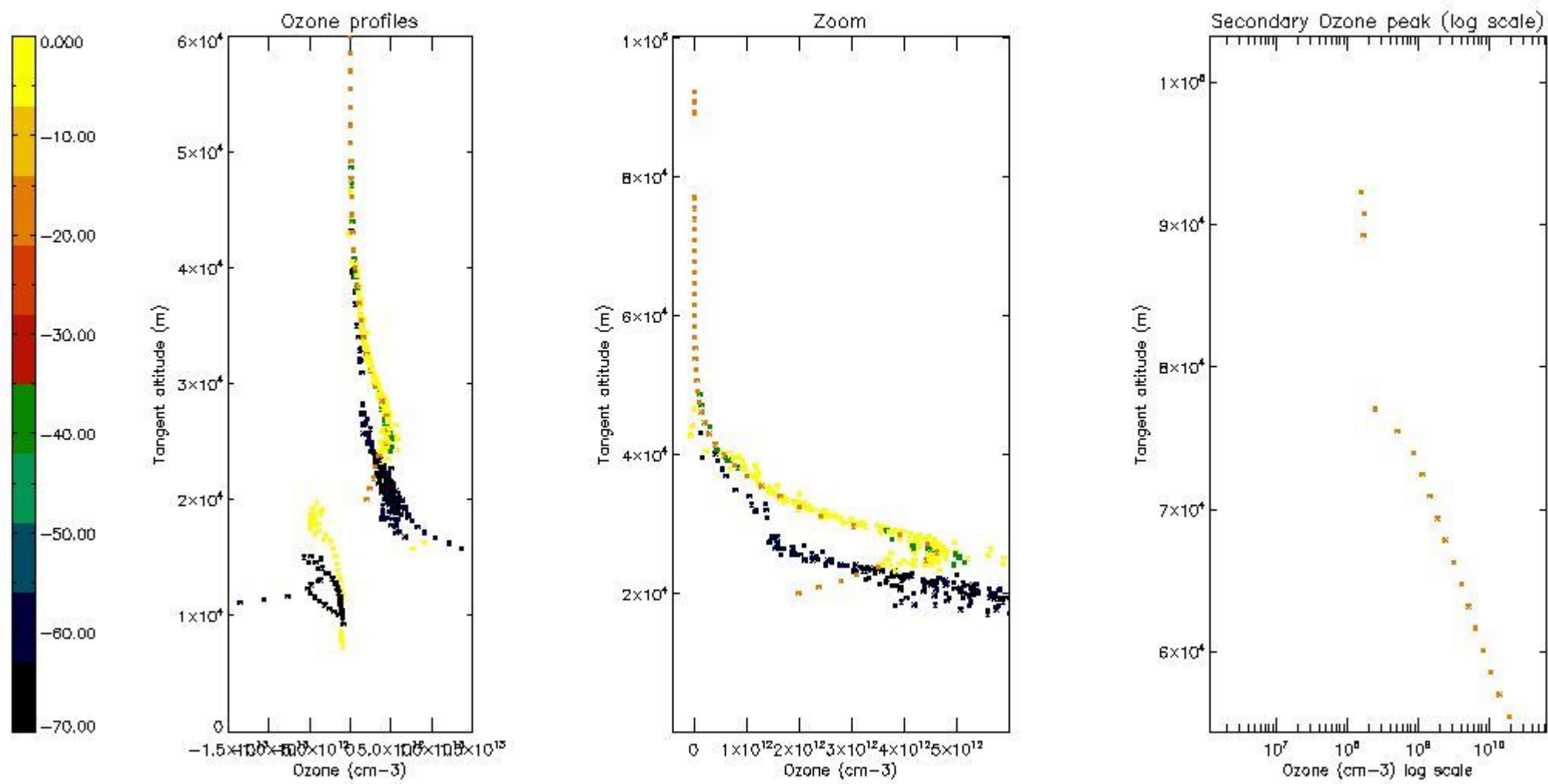
The colorbar represents the latitude.





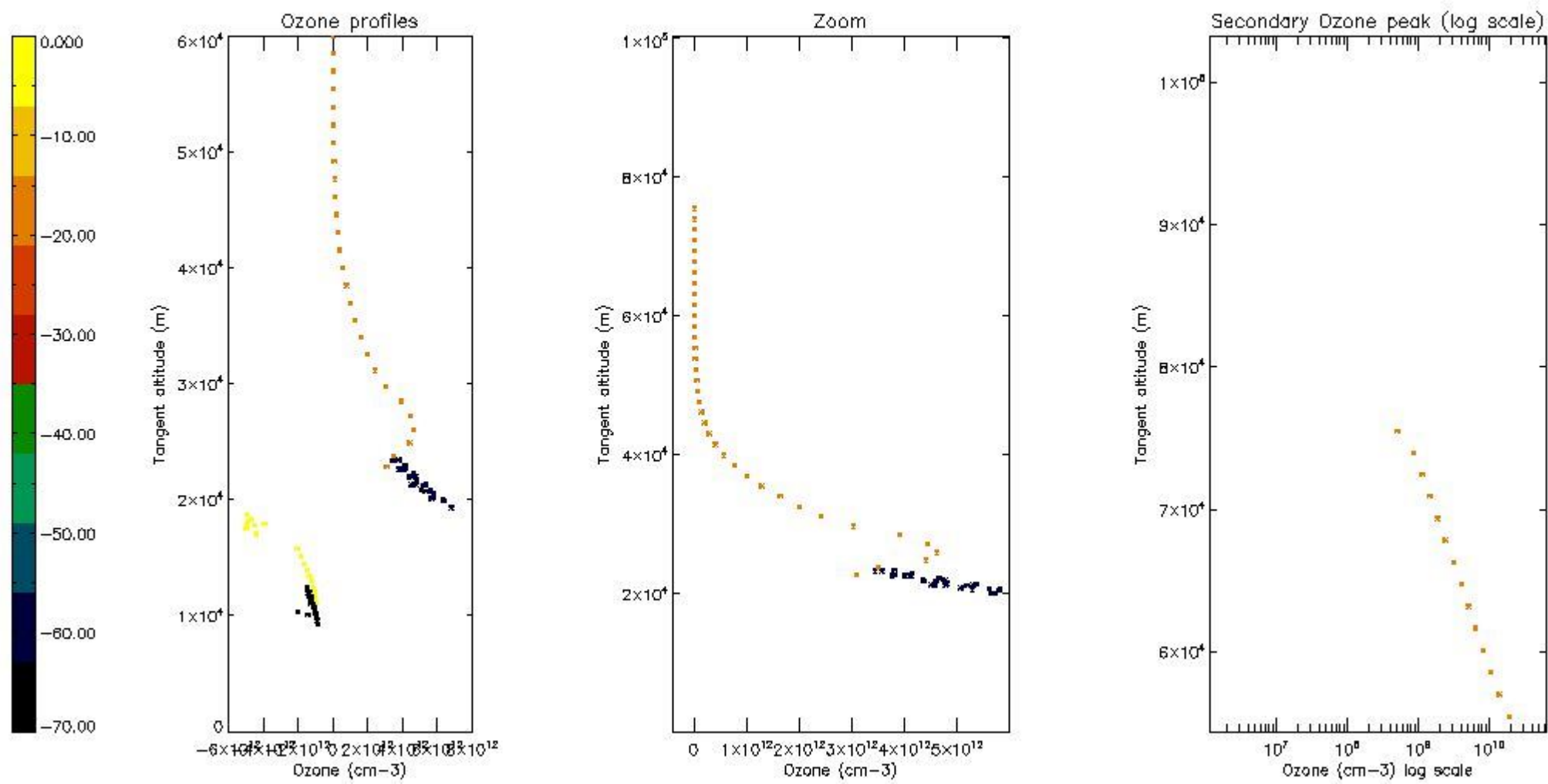
*5.4 Plot ozone profiles where STD < 10% (dark without errors)*

The colorbar represents the latitude.



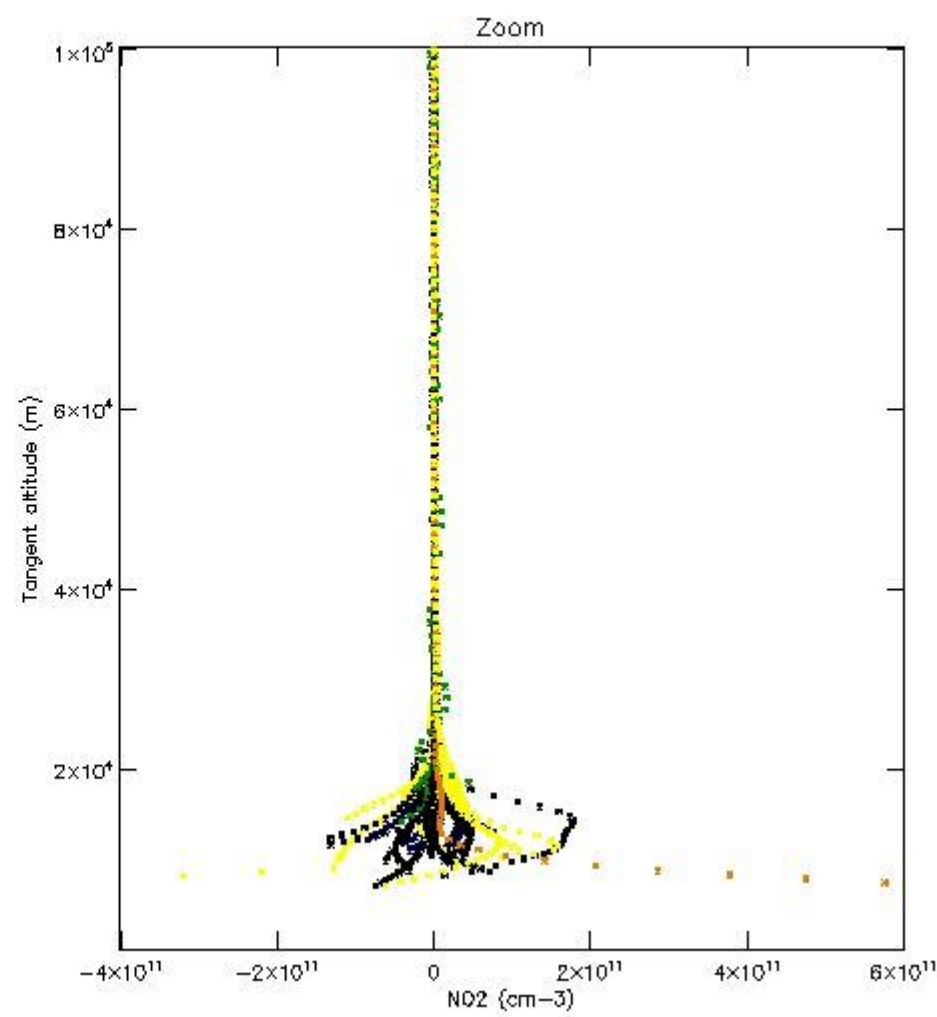
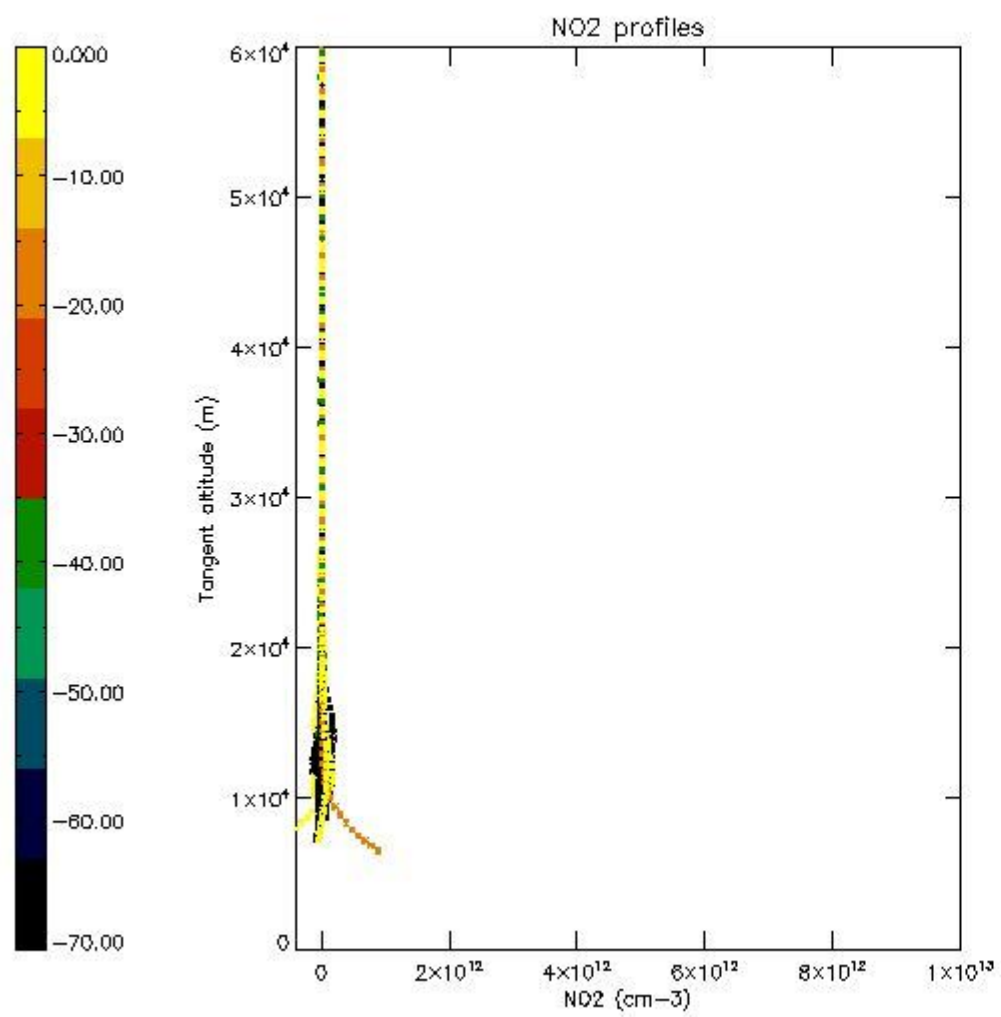
*5.5 Plot ozone profiles where STD < 5% (dark without errors)*

The colorbar represents the latitude.



*5.6 Plot NO<sub>2</sub> profiles for all STD (dark without errors)*

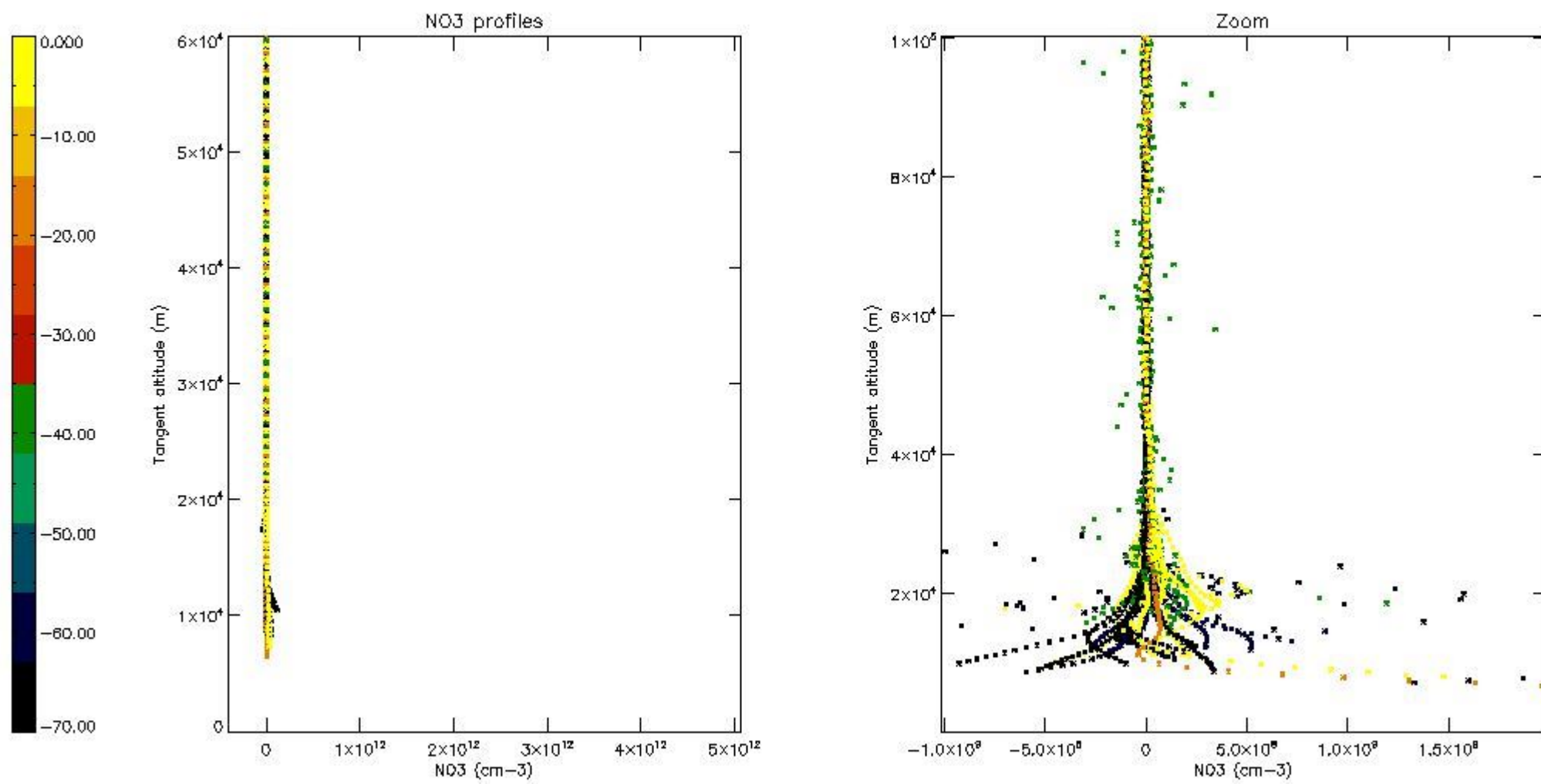
The colorbar represents the latitude.



*5.7 Plot NO3 profiles for all STD (dark without errors)*

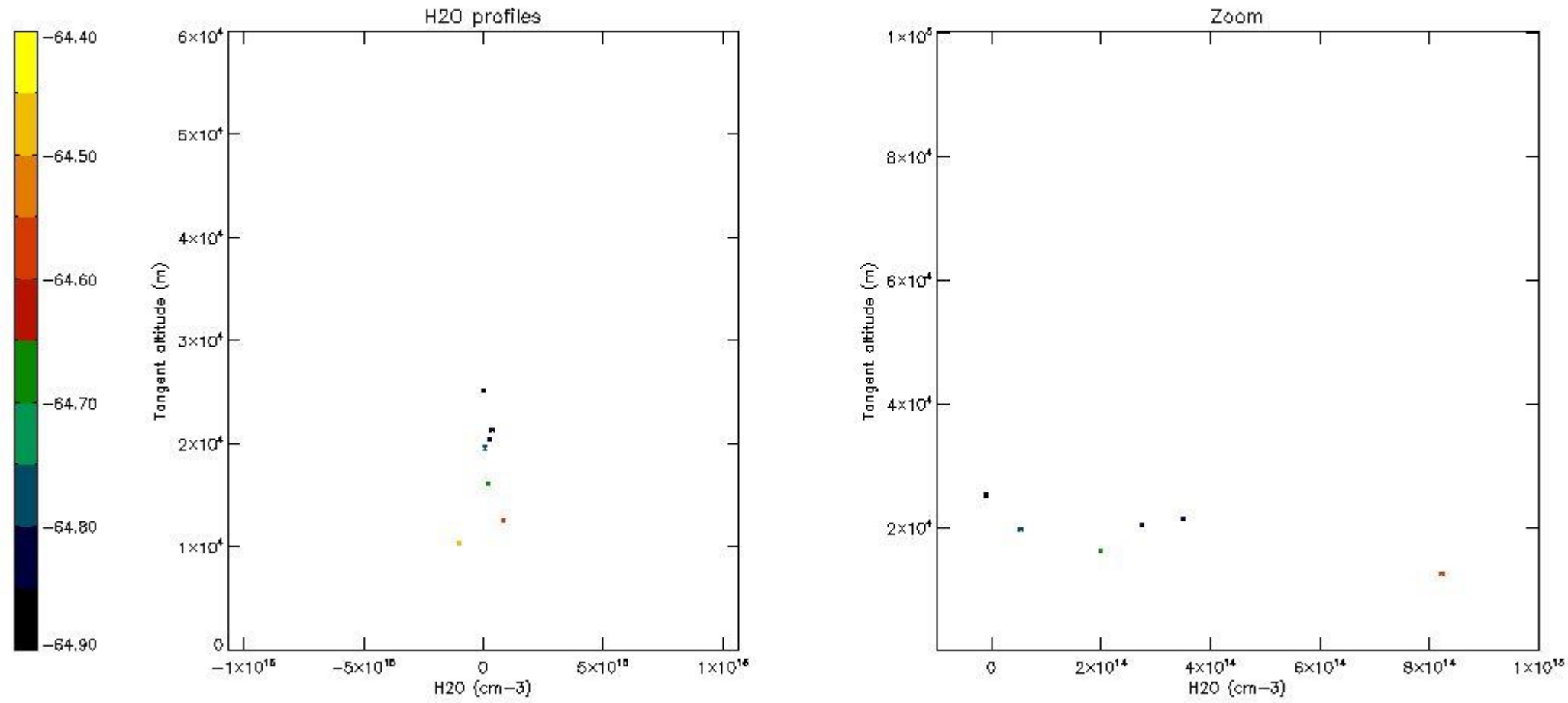
The colorbar represents the latitude.





5.8 Plot H<sub>2</sub>O profiles for all STD (only for occultations of stars 1,2,3,4,13,14,16,26,63 dark without errors)

The colorbar represents the latitude.



## 6. Auxiliary Data Files used for the production reported in section 2

The number reported in the third column indicates since which file (see list in section 2) the corresponding auxiliary file has been used. The fourth column is the date of those product files.

Type	Auxiliary Filename	Used since product	Used since product date
INST_PHYS_CHARACTERISTICS	GOM_INS_AXVIEC20091111_143220_20030716_120000_20500101_000000	1	08-JUL-2010 00:00:25
LEVEL-2_PROC_CONFIG	GOM_PR2_AXVIEC20091111_152718_20020301_000000_20500101_000000	1	08-JUL-2010 00:00:25
CROSS_SECTIONS_FILE	GOM_CRS_AXVIEC20091111_154832_20020301_000000_20500101_000000	1	08-JUL-2010 00:00:25

# GOMOS Level 2 Daily Report

## SUMMARY

### [1. General Info](#)

### [2. Summary of processed GOM\\_NL\\_2P products](#)

### [3. Level 2 Quality information per product](#)

#### [3.1 Plot of level 2 quality information per product \(time dependant\)](#)

#### [3.2 Plot of level 2 quality information per product \(world map\)](#)

### [4. Level 1 Quality information per product \(stored on level 2 products\)](#)

#### [4.1 Plot of level 1 quality information per product \(time dependant\)](#)

##### [4.1.1 Plot of level 1 quality information per product \(time dependant\): ASCENDING](#)

##### [4.1.2 Plot of level 1 quality information per product \(time dependant\): DESCENDING](#)

#### [4.2 Plot of level 1 quality information per product \(world map\)](#)

##### [4.2.1 Plot of level 1 quality information per product \(world map\): ASCENDING](#)

##### [4.2.2 Plot of level 1 quality information per product \(world map\): DESCENDING](#)

### [5. Ozone profiles based on quality statistics and other trace gas profiles](#)

#### [5.1 Ozone statistics based on quality of products](#)

#### [5.2 Plot ozone profiles for all STD \(dark without errors\)](#)

#### [5.3 Plot ozone profiles where STD < 20% \(dark without errors\)](#)

#### [5.4. Plot ozone profiles where STD < 10% \(dark without errors\)](#)

#### [5.5. Plot ozone profiles where STD < 5% \(dark without errors\)](#)

#### [5.6 Plot NO2 profiles for all STD \(dark without errors\)](#)

#### [5.7 Plot NO3 profiles for all STD \(dark without errors\)](#)

#### [5.8 Plot H2O profiles \(only for occultations of stars 1,2,3,4,13,14,16,26,63 dark without errors\) for all STD](#)

### [6. Auxiliary Data Files used for the production reported in section 2](#)

This report presents the daily analysis on parameters extracted from GOMOS level 2 data (GOM\_NL\_\_2P). It is intended to monitor some important parameters that will impact the quality of these products. A list of level 2 products (and content) that have arrived during the reporting day to the PCF is also given.

Item	Value
Time of report generation	29APR2013 12:47:31
Data source version	GOMOS/6.01
Start time of products	08-07-2010 (08JUL2010 00:00:00)
Stop time of products	09-07-2010 (09JUL2010 00:00:00)
Store outputs in DB	Yes
Nb of level 2 prods	213
Nb of prods with errors	0

## 2. Summary of processed GOM\_NL\_\_2P products.

Nr	Filename	UTC Start time	Limb	Duration	Star Id	Star Name	Star Mag	Star Temp	Nb Meas	Orbit	Prod. error
1	GOM_NL__2PRFIN20100708_000025_00000552091_00030_43671_9259.N1	08-JUL-2010 00:00:25	Dark	54.500	94	92Alp Cet	2.5260	3100.0	109	43671	No
2	GOM_NL__2PRFIN20100708_001745_000000412091_00031_43672_9254.N1	08-JUL-2010 00:17:45	Dark	41.000	52	16Bet Cet	2.0370	4500.0	82	43672	No
3	GOM_NL__2PRFIN20100708_002038_000000502091_00031_43672_9255.N1	08-JUL-2010 00:20:38	Dark	49.500	84	Alp Phe	2.3970	4500.0	99	43672	No
4	GOM_NL__2PRFIN20100708_002655_000000522091_00031_43672_9256.N1	08-JUL-2010 00:26:55	Straylight	51.500	63	Bet Gru	2.1500	2800.0	103	43672	No
5	GOM_NL__2PRFIN20100708_002940_000000812091_00031_43672_9257.N1	08-JUL-2010 00:29:40	Straylight	81.000	18	24Alp PsA	1.1660	9700.0	162	43672	No
6	GOM_NL__2PRFIN20100708_003149_000000552091_00031_43672_9258.N1	08-JUL-2010 00:31:49	Straylight	55.000	172	Gam Gru	3.0030	13100.	110	43672	No
7	GOM_NL__2PRFIN20100708_005346_000000432091_00031_43672_9259.N1	08-JUL-2010 00:53:46	Bright	42.500	168	17Zet Aql	2.9860	11000.	85	43672	No
8	GOM_NL__2PRFIN20100708_010444_000000452091_00031_43672_9260.N1	08-JUL-2010 01:04:44	Bright	44.500	144	18Del Cyg	2.8600	11000.	89	43672	No
9	GOM_NL__2PRFIN20100708_010747_000000552091_00031_43672_9261.N1	08-JUL-2010 01:07:47	Bright	55.000	19	50Alp Cyg	1.2460	10500.	110	43672	No
10	GOM_NL__2PRFIN20100708_011157_000000442091_00031_43672_9262.N1	08-JUL-2010 01:11:57	Bright	44.000	89	5Alp Cep	2.4510	8000.0	88	43672	No
11	GOM_NL__2PRFIN20100708_011928_000000502091_00031_43672_9263.N1	08-JUL-2010 01:19:28	Bright	50.000	74	11Bet Cas	2.2680	6600.0	100	43672	No
12	GOM_NL__2PRFIN20100708_012123_000000422091_00031_43672_9264.N1	08-JUL-2010 01:21:23	Bright	42.000	110	37Del Cas	2.6780	8900.0	84	43672	No
13	GOM_NL__2PRFIN20100708_012815_000000532091_00031_43672_9265.N1	08-JUL-2010 01:28:15	Bright	52.500	73	57Gam1And	2.2600	13100.	105	43672	No
14	GOM_NL__2PRFIN20100708_013056_000000372091_00031_43672_9266.N1	08-JUL-2010 01:30:56	Twilight_stray	37.000	53	43Bet And	2.0480	3300.0	74	43672	No
15	GOM_NL__2PRFIN20100708_013554_000000642091_00031_43672_9267.N1	08-JUL-2010 01:35:54	Dark	64.000	50	13Alp Ari	2.0070	4250.0	128	43672	No
16	GOM_NL__2PRFIN20100708_014102_000000572091_00031_43672_9268.N1	08-JUL-2010 01:41:02	Dark	57.000	94	92Alp Cet	2.5260	3100.0	114	43672	No
17	GOM_NL__2PRFIN20100708_015823_000000362091_00032_43673_9266.N1	08-JUL-2010 01:58:23	Dark	36.000	52	16Bet Cet	2.0370	4500.0	72	43673	No
18	GOM_NL__2PRFIN20100708_020115_000000512091_00032_43673_9267.N1	08-JUL-2010 02:01:15	Dark	51.000	84	Alp Phe	2.3970	4500.0	102	43673	No
19	GOM_NL__2PRFIN20100708_020732_000000642091_00032_43673_9268.N1	08-JUL-2010 02:07:32	Straylight	64.000	63	Bet Gru	2.1500	2800.0	128	43673	No
20	GOM_NL__2PRFIN20100708_021017_000000792091_00032_43673_9269.N1	08-JUL-2010 02:10:17	Straylight	79.000	18	24Alp PsA	1.1660	9700.0	158	43673	No
21	GOM_NL__2PRFIN20100708_021227_000000552091_00032_43673_9270.N1	08-JUL-2010 02:12:27	Straylight	54.500	172	Gam Gru	3.0030	13100.	109	43673	No
22	GOM_NL__2PRFIN20100708_023422_000000452091_00032_43673_9271.N1	08-JUL-2010 02:34:22	Bright	44.500	168	17Zet Aql	2.9860	11000.	89	43673	No
23	GOM_NL__2PRFIN20100708_024519_000000432091_00032_43673_9272.N1	08-JUL-2010 02:45:19	Bright	42.500	144	18Del Cyg	2.8600	11000.	85	43673	No
24	GOM_NL__2PRFIN20100708_024822_000000572091_00032_43673_9273.N1	08-JUL-2010 02:48:22	Bright	57.000	19	50Alp Cyg	1.2460	10500.	114	43673	No
25	GOM_NL__2PRFIN20100708_025232_000000432091_00032_43673_9274.N1	08-JUL-2010 02:52:32	Bright	43.000	89	5Alp Cep	2.4510	8000.0	86	43673	No
26	GOM_NL__2PRFIN20100708_030003_000000512091_00032_43673_9275.N1	08-JUL-2010 03:00:03	Bright	50.500	74	11Bet Cas	2.2680	6600.0	101	43673	No
27	GOM_NL__2PRFIN20100708_030158_000000442091_00032_43673_9276.N1	08-JUL-2010 03:01:58	Bright	44.000	110	37Del Cas	2.6780	8900.0	88	43673	No
28	GOM_NL__2PRFIN20100708_030851_000000572091_00032_43673_9277.N1	08-JUL-2010 03:08:51	Bright	56.500	73	57Gam1And	2.2600	13100.	113	43673	No
29	GOM_NL__2PRFIN20100708_031132_000000372091_00032_43673_9278.N1	08-JUL-2010 03:11:32	Twilight_stray	37.000	53	43Bet And	2.0480	3300.0	74	43673	No
30	GOM_NL__2PRFIN20100708_031630_000000662091_00032_43673_9279.N1	08-JUL-2010 03:16:30	Dark	66.000	50	13Alp Ari	2.0070	4250.0	132	43673	No
31	GOM_NL__2PRFIN20100708_032138_000000462091_00032_43673_9280.N1	08-JUL-2010 03:21:38	Dark	45.500	94	92Alp Cet	2.5260	3100.0	91	43673	No
32	GOM_NL__2PRFIN20100708_033902_000000362091_00033_43674_9291.N1	08-JUL-2010 03:39:02	Dark	36.000	52	16Bet Cet	2.0370	4500.0	72	43674	No
33	GOM_NL__2PRFIN20100708_034152_000000502091_00033_43674_9292.N1	08-JUL-2010 03:41:52	Dark	50.000	84	Alp Phe	2.3970	4500.0	100	43674	No
34	GOM_NL__2PRFIN20100708_034809_000000532091_00033_43674_9293.N1	08-JUL-2010 03:48:09	Straylight	52.500	63	Bet Gru	2.1500	2800.0	105	43674	No
35	GOM_NL__2PRFIN20100708_035055_000000812091_00033_43674_9294.N1	08-JUL-2010 03:50:55	Straylight	81.000	18	24Alp PsA	1.1660	9700.0	162	43674	No
36	GOM_NL__2PRFIN20100708_035304_000000562091_00033_43674_9295.N1	08-JUL-2010 03:53:04	Straylight	56.000	172	Gam Gru	3.0030	13100.	112	43674	No
37	GOM_NL__2PRFIN20100708_041457_000000442091_00033_43674_9296.N1	08-JUL-2010 04:14:57	Bright	43.500	168	17Zet Aql	2.9860	11000.	87	43674	No
38	GOM_NL__2PRFIN20100708_042555_000000462091_00033_43674_9297.N1	08-JUL-2010 04:25:55	Bright	45.500	144	18Del Cyg	2.8600	11000.	91	43674	No
39	GOM_NL__2PRFIN20100708_042857_000000572091_00033_43674_9298.N1	08-JUL-2010 04:28:57	Bright	56.500	19	50Alp Cyg	1.2460	10500.	113	43674	No
40	GOM_NL__2PRFIN20100708_043307_000000452091_00033_43674_9299.N1	08-JUL-2010 04:33:07	Bright	44.500	89	5Alp Cep	2.4510	8000.0	89	43674	No
41	GOM_NL__2PRFIN20100708_044038_000000512091_00033_43674_9300.N1	08-JUL-2010 04:40:38	Bright	50.500	74	11Bet Cas	2.2680	6600.0	101	43674	No
42	GOM_NL__2PRFIN20100708_044234_000000462091_00033_43674_9301.N1	08-JUL-2010 04:42:34	Bright	46.000	110	37Del Cas	2.6780	8900.0	92	43674	No



43	GOM_NL__2PRFIN20100708_044927_000000552091_00033_43674_9302.N1	08-JUL-2010 04:49:27	Bright	54.500	73	57Gam1And	2.2600	13100.	109	43674	No
44	GOM_NL__2PRFIN20100708_045208_000000312091_00033_43674_9303.N1	08-JUL-2010 04:52:08	Twi_and_stray	31.000	53	43Bet And	2.0480	3300.0	62	43674	No
45	GOM_NL__2PRFIN20100708_045707_000000632091_00033_43674_9304.N1	08-JUL-2010 04:57:07	Dark	63.000	50	13Alp Ari	2.0070	4250.0	126	43674	No
46	GOM_NL__2PRFIN20100708_050215_000000452091_00033_43674_9305.N1	08-JUL-2010 05:02:15	Dark	44.500	94	92Alp Cet	2.5260	3100.0	89	43674	No
47	GOM_NL__2PRFIN20100708_051940_000000312091_00034_43675_9336.N1	08-JUL-2010 05:19:40	Dark	31.000	52	16Bet Cet	2.0370	4500.0	62	43675	No
48	GOM_NL__2PRFIN20100708_052229_000000592091_00034_43675_9337.N1	08-JUL-2010 05:22:29	Dark	58.500	84	Alp Phe	2.3970	4500.0	117	43675	No
49	GOM_NL__2PRFIN20100708_052846_000000522091_00034_43675_9338.N1	08-JUL-2010 05:28:46	Straylight	51.500	63	Bet Gru	2.1500	2800.0	103	43675	No
50	GOM_NL__2PRFIN20100708_053132_000000802091_00034_43675_9339.N1	08-JUL-2010 05:31:32	Straylight	80.000	18	24Alp PsA	1.1660	9700.0	160	43675	No
51	GOM_NL__2PRFIN20100708_053341_000000542091_00034_43675_9340.N1	08-JUL-2010 05:33:41	Straylight	53.500	172	Gam Gru	3.0030	13100.	107	43675	No
52	GOM_NL__2PRFIN20100708_055533_000000432091_00034_43675_9341.N1	08-JUL-2010 05:55:33	Bright	42.500	168	17Zet Aql	2.9860	11000.	85	43675	No
53	GOM_NL__2PRFIN20100708_060630_000000452091_00034_43675_9342.N1	08-JUL-2010 06:06:30	Bright	45.000	144	18Del Cyg	2.8600	11000.	90	43675	No
54	GOM_NL__2PRFIN20100708_060932_000000582091_00034_43675_9343.N1	08-JUL-2010 06:09:32	Bright	57.500	19	50Alp Cyg	1.2460	10500.	115	43675	No
55	GOM_NL__2PRFIN20100708_061343_000000442091_00034_43675_9344.N1	08-JUL-2010 06:13:43	Bright	44.000	89	5Alp Cep	2.4510	8000.0	88	43675	No
56	GOM_NL__2PRFIN20100708_062114_000000472091_00034_43675_9345.N1	08-JUL-2010 06:21:14	Bright	47.000	74	11Bet Cas	2.2680	6600.0	94	43675	No
57	GOM_NL__2PRFIN20100708_062310_000000442091_00034_43675_9346.N1	08-JUL-2010 06:23:10	Bright	44.000	110	37Del Cas	2.6780	8900.0	88	43675	No
58	GOM_NL__2PRFIN20100708_063003_000000552091_00034_43675_9347.N1	08-JUL-2010 06:30:03	Bright	55.000	73	57Gam1And	2.2600	13100.	110	43675	No
59	GOM_NL__2PRFIN20100708_063244_000000312091_00034_43675_9348.N1	08-JUL-2010 06:32:44	Twi_and_stray	31.000	53	43Bet And	2.0480	3300.0	62	43675	No
60	GOM_NL__2PRFIN20100708_063743_000000652091_00034_43675_9349.N1	08-JUL-2010 06:37:43	Dark	64.500	50	13Alp Ari	2.0070	4250.0	129	43675	No
61	GOM_NL__2PRFIN20100708_064251_000000542091_00034_43675_9350.N1	08-JUL-2010 06:42:51	Dark	53.500	94	92Alp Cet	2.5260	3100.0	107	43675	No
62	GOM_NL__2PRFIN20100708_070018_000000312091_00035_43676_9377.N1	08-JUL-2010 07:00:18	Dark	31.000	52	16Bet Cet	2.0370	4500.0	62	43676	No
63	GOM_NL__2PRFIN20100708_070306_000000572091_00035_43676_9378.N1	08-JUL-2010 07:03:06	Dark	57.000	84	Alp Phe	2.3970	4500.0	114	43676	No
64	GOM_NL__2PRFIN20100708_070923_000000662091_00035_43676_9379.N1	08-JUL-2010 07:09:23	Straylight	65.500	63	Bet Gru	2.1500	2800.0	131	43676	No
65	GOM_NL__2PRFIN20100708_071210_000000812091_00035_43676_9380.N1	08-JUL-2010 07:12:10	Straylight	81.000	18	24Alp PsA	1.1660	9700.0	162	43676	No
66	GOM_NL__2PRFIN20100708_071417_000000532091_00035_43676_9381.N1	08-JUL-2010 07:14:17	Straylight	53.000	172	Gam Gru	3.0030	13100.	106	43676	No
67	GOM_NL__2PRFIN20100708_073609_000000442091_00035_43676_9382.N1	08-JUL-2010 07:36:09	Bright	44.000	168	17Zet Aql	2.9860	11000.	88	43676	No
68	GOM_NL__2PRFIN20100708_074705_000000462091_00035_43676_9383.N1	08-JUL-2010 07:47:05	Bright	46.000	144	18Del Cyg	2.8600	11000.	92	43676	No
69	GOM_NL__2PRFIN20100708_075007_000000552091_00035_43676_9384.N1	08-JUL-2010 07:50:07	Bright	55.000	19	50Alp Cyg	1.2460	10500.	110	43676	No
70	GOM_NL__2PRFIN20100708_075418_000000442091_00035_43676_9385.N1	08-JUL-2010 07:54:18	Bright	43.500	89	5Alp Cep	2.4510	8000.0	87	43676	No
71	GOM_NL__2PRFIN20100708_080149_000000512091_00035_43676_9386.N1	08-JUL-2010 08:01:49	Bright	50.500	74	11Bet Cas	2.2680	6600.0	101	43676	No
72	GOM_NL__2PRFIN20100708_080345_000000442091_00035_43676_9387.N1	08-JUL-2010 08:03:45	Bright	44.000	110	37Del Cas	2.6780	8900.0	88	43676	No
73	GOM_NL__2PRFIN20100708_081038_000000582091_00035_43676_9388.N1	08-JUL-2010 08:10:38	Bright	58.000	73	57Gam1And	2.2600	13100.	116	43676	No
74	GOM_NL__2PRFIN20100708_081319_000000252091_00035_43676_9389.N1	08-JUL-2010 08:13:19	Twi_and_stray	25.000	53	43Bet And	2.0480	3300.0	50	43676	No
75	GOM_NL__2PRFIN20100708_081819_000000662091_00035_43676_9390.N1	08-JUL-2010 08:18:19	Dark	66.000	50	13Alp Ari	2.0070	4250.0	132	43676	No
76	GOM_NL__2PRFIN20100708_082328_000000532091_00035_43676_9391.N1	08-JUL-2010 08:23:28	Dark	53.000	94	92Alp Cet	2.5260	3100.0	106	43676	No
77	GOM_NL__2PRFIN20100708_084057_000000252091_00036_43677_9412.N1	08-JUL-2010 08:40:57	Dark	25.000	52	16Bet Cet	2.0370	4500.0	50	43677	No
78	GOM_NL__2PRFIN20100708_084343_000000492091_00036_43677_9413.N1	08-JUL-2010 08:43:43	Dark	48.500	84	Alp Phe	2.3970	4500.0	97	43677	No
79	GOM_NL__2PRFIN20100708_085000_000000542091_00036_43677_9414.N1	08-JUL-2010 08:50:00	Straylight	54.000	63	Bet Gru	2.1500	2800.0	108	43677	No
80	GOM_NL__2PRFIN20100708_085248_000000812091_00036_43677_9415.N1	08-JUL-2010 08:52:48	Straylight	81.000	18	24Alp PsA	1.1660	9700.0	162	43677	No
81	GOM_NL__2PRFIN20100708_085454_000000562091_00036_43677_9416.N1	08-JUL-2010 08:54:54	Straylight	56.000	172	Gam Gru	3.0030	13100.	112	43677	No
82	GOM_NL__2PRFIN20100708_091645_000000432091_00036_43677_9417.N1	08-JUL-2010 09:16:45	Bright	43.000	168	17Zet Aql	2.9860	11000.	86	43677	No
83	GOM_NL__2PRFIN20100708_092741_000000462091_00036_43677_9418.N1	08-JUL-2010 09:27:41	Bright	45.500	144	18Del Cyg	2.8600	11000.	91	43677	No
84	GOM_NL__2PRFIN20100708_093042_000000562091_00036_43677_9419.N1	08-JUL-2010 09:30:42	Bright	56.000	19	50Alp Cyg	1.2460	10500.	112	43677	No
85	GOM_NL__2PRFIN20100708_093453_000000452091_00036_43677_9420.N1	08-JUL-2010 09:34:53	Bright	45.000	89	5Alp Cep	2.4510	8000.0	90	43677	No
86	GOM_NL__2PRFIN20100708_094225_000000512091_00036_43677_9421.N1	08-JUL-2010 09:42:25	Bright	51.000	74	11Bet Cas	2.2680	6600.0	102	43677	No
87	GOM_NL__2PRFIN20100708_094420_000000462091_00036_43677_9422.N1	08-JUL-2010 09:44:20	Bright	45.500	110	37Del Cas	2.6780	8900.0	91	43677	No
88	GOM_NL__2PRFIN20100708_095114_000000582091_00036_43677_9423.N1	08-JUL-2010 09:51:14	Bright	58.000	73	57Gam1And	2.2600	13100.	116	43677	No
89	GOM_NL__2PRFIN20100708_095355_000000252091_00036_43677_9424.N1	08-JUL-2010 09:53:55	Twi_and_stray	25.000	53	43Bet And	2.0480	3300.0	50	43677	No
90	GOM_NL__2PRFIN20100708_095856_000000672091_00036_43677_9425.N1	08-JUL-2010 09:58:56	Dark	67.000	50	13Alp Ari	2.0070	4250.0	134	43677	No
91	GOM_NL__2PRFIN20100708_100404_000000562091_00036_43677_9426.N1	08-JUL-2010 10:04:04	Dark	56.000	94	92Alp Cet	2.5260	3100.0	112	43677	No
92	GOM_NL__2PRFIN20100708_102135_000000252091_00037_43678_9484.N1	08-JUL-2010 10:21:35	Dark	25.000	52	16Bet Cet	2.0370	4500.0	50	43678	No
93	GOM_NL__2PRFIN20100708_102420_000000522091_00037_43678_9485.N1	08-JUL-2010 10:24:20	Dark	52.000	84	Alp Phe	2.3970	4500.0	104	43678	No
94	GOM_NL__2PRFIN20100708_103037_000000642091_00037_43678_9486.N1	08-JUL-2010 10:30:37	Straylight	63.500	63	Bet Gru	2.1500	2800.0	127	43678	No
95	GOM_NL__2PRFIN20100708_103325_000000792091_00037_43678_9487.N1	08-JUL-2010 10:33:25	Straylight	79.000	18	24Alp PsA	1.1660	9700.0	158	43678	No
96	GOM_NL__2PRFIN20100708_103531_000000552091_00037_43678_9488.N1	08-JUL-2010 10:35:31	Straylight	54.500	172	Gam Gru	3.0030	13100.	109	43678	No
97	GOM_NL__2PRFIN20100708_105720_000000432091_00037_43678_9489.N1	08-JUL-2010 10:57:20	Bright	42.500	168	17Zet Aql	2.9860	11000.	85	43678	No
98	GOM_NL__2PRFIN20100708_110815_000000462091_00037_43678_9490.N1	08-JUL-2010 11:08:15	Bright	46.000	144	18Del Cyg	2.8600	11000.	92	43678	No
99	GOM_NL__2PRFIN20100708_111117_000000552091_00037_43678_9491.N1	08-JUL-2010 11:11:17	Bright	55.000	19	50Alp Cyg	1.2460	10500.	110	43678	No
100	GOM_NL__2PRFIN20100708_111529_000000432091_00037_43678_9492.N1	08-JUL-2010 11:15:29	Bright	42.500	89	5Alp Cep	2.4510	8000.0	85	43678	No
101	GOM_NL__2PRFIN20100708_112300_000000502091_00037_43678_9493.N1	08-JUL-2010 11:23:00	Bright	50.000	74	11Bet Cas	2.2680	6600.0	100	43678	No

102	GOM_NL_2PRFIN20100708_112456_000000422091_00037_43678_9494.N1	08-JUL-2010 11:24:56	Bright	42.000	110	37Del Cas	2.6780	8900.0	84	43678	No
103	GOM_NL_2PRFIN20100708_113150_000000592091_00037_43678_9495.N1	08-JUL-2010 11:31:50	Bright	59.000	73	57Gam1And	2.2600	13100.	118	43678	No
104	GOM_NL_2PRFIN20100708_113445_000000512091_00037_43678_9496.N1	08-JUL-2010 11:34:45	Tw_i_and_stray	51.000	173	4Bet Tri	3.0040	8900.0	102	43678	No
105	GOM_NL_2PRFIN20100708_113932_000000652091_00037_43678_9497.N1	08-JUL-2010 11:39:32	Dark	65.000	50	13Alp Ari	2.0070	4250.0	130	43678	No
106	GOM_NL_2PRFIN20100708_114441_000000512091_00037_43678_9498.N1	08-JUL-2010 11:44:41	Dark	50.500	94	92Alp Cet	2.5260	3100.0	101	43678	No
107	GOM_NL_2PRFIN20100708_141831_000000632091_00039_43680_9526.N1	08-JUL-2010 14:18:31	Bright	63.000	168	17Zet Aql	2.9860	11000.	126	43680	No
108	GOM_NL_2PRFIN20100708_142534_000000452091_00039_43680_9527.N1	08-JUL-2010 14:25:34	Bright	44.500	5	3Alp Lyr	0.033000	11000.	89	43680	No
109	GOM_NL_2PRFIN20100708_142842_000000382091_00039_43680_9528.N1	08-JUL-2010 14:28:42	Bright	37.500	130	23Bet Dra	2.7990	5800.0	75	43680	No
110	GOM_NL_2PRFIN20100708_143639_000000472091_00039_43680_9529.N1	08-JUL-2010 14:36:39	Bright	46.500	89	5Alp Cep	2.4510	8000.0	93	43680	No
111	GOM_NL_2PRFIN20100708_144516_000000442091_00039_43680_9530.N1	08-JUL-2010 14:45:16	Bright	44.000	76	27Gam Cas	2.3000	30000.	88	43680	No
112	GOM_NL_2PRFIN20100708_144939_000000372091_00039_43680_9531.N1	08-JUL-2010 14:49:39	Bright	36.500	160	23Gam Per	2.9300	4700.0	73	43680	No
113	GOM_NL_2PRFIN20100708_145133_000000362091_00039_43680_9532.N1	08-JUL-2010 14:51:33	Bright	36.000	175	39Del Per	3.0100	19400.	72	43680	No
114	GOM_NL_2PRFIN20100708_145342_000000432091_00039_43680_9533.N1	08-JUL-2010 14:53:42	Bright	42.500	79	26Bet Per	2.3100	13100.	85	43680	No
115	GOM_NL_2PRFIN20100708_145620_000000432091_00039_43680_9534.N1	08-JUL-2010 14:56:20	Bright	42.500	150	44Zet Per	2.8900	28000.	85	43680	No
116	GOM_NL_2PRFIN20100708_145844_000000412091_00039_43680_9535.N1	08-JUL-2010 14:58:44	Twilight	40.500	146	25Eta Tau	2.8730	15200.	81	43680	No
117	GOM_NL_2PRFIN20100708_150554_000000532091_00039_43680_9536.N1	08-JUL-2010 15:05:54	Dark	53.000	94	92Alp Cet	2.5260	3100.0	106	43680	No
118	GOM_NL_2PRFIN20100708_151801_000000412091_00039_43680_9537.N1	08-JUL-2010 15:18:01	Dark	40.500	157	The1Eri	2.9060	9300.0	81	43680	No
119	GOM_NL_2PRFIN20100708_152611_000000572091_00040_43681_9574.N1	08-JUL-2010 15:26:11	Dark	57.000	84	Alp Phe	2.3970	4500.0	114	43681	No
120	GOM_NL_2PRFIN20100708_153227_000000512091_00040_43681_9575.N1	08-JUL-2010 15:32:27	Straylight	50.500	63	Bet Gru	2.1500	2800.0	101	43681	No
121	GOM_NL_2PRFIN20100708_153414_000000492091_00040_43681_9576.N1	08-JUL-2010 15:34:14	Straylight	48.500	31	Alp Gru	1.7340	15200.	97	43681	No
122	GOM_NL_2PRFIN20100708_153555_000000412091_00040_43681_9577.N1	08-JUL-2010 15:35:55	Straylight	41.000	45	Alp Pav	1.9400	26000.	82	43681	No
123	GOM_NL_2PRFIN20100708_154505_000000442091_00040_43681_9578.N1	08-JUL-2010 15:45:05	Bright	44.000	103	38Zet Sgr	2.6000	9700.0	88	43681	No
124	GOM_NL_2PRFIN20100708_154650_000000412091_00040_43681_9579.N1	08-JUL-2010 15:46:50	Bright	40.500	137	22Lam Sgr	2.8240	4400.0	81	43681	No
125	GOM_NL_2PRFIN20100708_155907_000000442091_00040_43681_9580.N1	08-JUL-2010 15:59:07	Bright	44.000	168	17Zet Aql	2.9860	11000.	88	43681	No
126	GOM_NL_2PRFIN20100708_160610_000000452091_00040_43681_9581.N1	08-JUL-2010 16:06:10	Bright	44.500	5	3Alp Lyr	0.033000	11000.	89	43681	No
127	GOM_NL_2PRFIN20100708_160918_000000362091_00040_43681_9582.N1	08-JUL-2010 16:09:18	Bright	35.500	130	23Bet Dra	2.7990	5800.0	71	43681	No
128	GOM_NL_2PRFIN20100708_161715_000000472091_00040_43681_9583.N1	08-JUL-2010 16:17:15	Bright	46.500	89	5Alp Cep	2.4510	8000.0	93	43681	No
129	GOM_NL_2PRFIN20100708_162552_000000472091_00040_43681_9584.N1	08-JUL-2010 16:25:52	Bright	47.000	76	27Gam Cas	2.3000	30000.	94	43681	No
130	GOM_NL_2PRFIN20100708_163015_000000452091_00040_43681_9585.N1	08-JUL-2010 16:30:15	Bright	44.500	160	23Gam Per	2.9300	4700.0	89	43681	No
131	GOM_NL_2PRFIN20100708_163209_000000552091_00040_43681_9586.N1	08-JUL-2010 16:32:09	Bright	55.000	175	39Del Per	3.0100	19400.	110	43681	No
132	GOM_NL_2PRFIN20100708_163418_000000422091_00040_43681_9587.N1	08-JUL-2010 16:34:18	Bright	42.000	79	26Bet Per	2.3100	13100.	84	43681	No
133	GOM_NL_2PRFIN20100708_163656_000000552091_00040_43681_9588.N1	08-JUL-2010 16:36:56	Bright	55.000	150	44Zet Per	2.8900	28000.	110	43681	No
134	GOM_NL_2PRFIN20100708_163921_000000422091_00040_43681_9589.N1	08-JUL-2010 16:39:21	Twilight	42.000	146	25Eta Tau	2.8730	15200.	84	43681	No
135	GOM_NL_2PRFIN20100708_164630_000000532091_00040_43681_9590.N1	08-JUL-2010 16:46:30	Dark	52.500	94	92Alp Cet	2.5260	3100.0	105	43681	No
136	GOM_NL_2PRFIN20100708_165838_000000422091_00040_43681_9591.N1	08-JUL-2010 16:58:38	Dark	41.500	157	The1Eri	2.9060	9300.0	83	43681	No
137	GOM_NL_2PRFIN20100708_170649_000000612091_00041_43682_9630.N1	08-JUL-2010 17:06:49	Dark	61.000	84	Alp Phe	2.3970	4500.0	122	43682	No
138	GOM_NL_2PRFIN20100708_171304_000000512091_00041_43682_9631.N1	08-JUL-2010 17:13:04	Straylight	51.000	63	Bet Gru	2.1500	2800.0	102	43682	No
139	GOM_NL_2PRFIN20100708_171451_000000472091_00041_43682_9632.N1	08-JUL-2010 17:14:51	Straylight	47.000	31	Alp Gru	1.7340	15200.	94	43682	No
140	GOM_NL_2PRFIN20100708_171632_000000392091_00041_43682_9633.N1	08-JUL-2010 17:16:32	Straylight	39.000	45	Alp Pav	1.9400	26000.	78	43682	No
141	GOM_NL_2PRFIN20100708_172541_000000452091_00041_43682_9634.N1	08-JUL-2010 17:25:41	Bright	45.000	103	38Zet Sgr	2.6000	9700.0	90	43682	No
142	GOM_NL_2PRFIN20100708_172817_000000422091_00041_43682_9635.N1	08-JUL-2010 17:28:17	Bright	42.000	155	41Pi Sgr	2.9000	6600.0	84	43682	No
143	GOM_NL_2PRFIN20100708_173943_000000422091_00041_43682_9636.N1	08-JUL-2010 17:39:43	Bright	42.000	168	17Zet Aql	2.9860	11000.	84	43682	No
144	GOM_NL_2PRFIN20100708_174646_000000452091_00041_43682_9637.N1	08-JUL-2010 17:46:46	Bright	44.500	5	3Alp Lyr	0.033000	11000.	89	43682	No
145	GOM_NL_2PRFIN20100708_174954_000000382091_00041_43682_9638.N1	08-JUL-2010 17:49:54	Bright	37.500	130	23Bet Dra	2.7990	5800.0	75	43682	No
146	GOM_NL_2PRFIN20100708_175750_000000462091_00041_43682_9639.N1	08-JUL-2010 17:57:50	Bright	46.000	89	5Alp Cep	2.4510	8000.0	92	43682	No
147	GOM_NL_2PRFIN20100708_180627_000000472091_00041_43682_9640.N1	08-JUL-2010 18:06:27	Bright	47.000	76	27Gam Cas	2.3000	30000.	94	43682	No
148	GOM_NL_2PRFIN20100708_181051_000000382091_00041_43682_9641.N1	08-JUL-2010 18:10:51	Bright	37.500	160	23Gam Per	2.9300	4700.0	75	43682	No
149	GOM_NL_2PRFIN20100708_181245_000000522091_00041_43682_9642.N1	08-JUL-2010 18:12:45	Bright	52.000	175	39Del Per	3.0100	19400.	104	43682	No
150	GOM_NL_2PRFIN20100708_181454_000000602091_00041_43682_9643.N1	08-JUL-2010 18:14:54	Bright	60.000	79	26Bet Per	2.3100	13100.	120	43682	No
151	GOM_NL_2PRFIN20100708_181732_000000442091_00041_43682_9644.N1	08-JUL-2010 18:17:32	Bright	43.500	150	44Zet Per	2.8900	28000.	87	43682	No
152	GOM_NL_2PRFIN20100708_181957_000000432091_00041_43682_9645.N1	08-JUL-2010 18:19:57	Twilight	43.000	146	25Eta Tau	2.8730	15200.	86	43682	No
153	GOM_NL_2PRFIN20100708_182707_000000522091_00041_43682_9646.N1	08-JUL-2010 18:27:07	Dark	52.000	94	92Alp Cet	2.5260	3100.0	104	43682	No
154	GOM_NL_2PRFIN20100708_183914_000000412091_00041_43682_9647.N1	08-JUL-2010 18:39:14	Dark	40.500	157	The1Eri	2.9060	9300.0	81	43682	No
155	GOM_NL_2PRFIN20100708_184725_000000542091_00042_43683_9659.N1	08-JUL-2010 18:47:25	Dark	54.000	84	Alp Phe	2.3970	4500.0	108	43683	No
156	GOM_NL_2PRFIN20100708_185341_000000542091_00042_43683_9660.N1	08-JUL-2010 18:53:41	Straylight	54.000	63	Bet Gru	2.1500	2800.0	108	43683	No
157	GOM_NL_2PRFIN20100708_185528_000000492091_00042_43683_9661.N1	08-JUL-2010 18:55:28	Straylight	49.000	31	Alp Gru	1.7340	15200.	98	43683	No
158	GOM_NL_2PRFIN20100708_185708_000000402091_00042_43683_9662.N1	08-JUL-2010 18:57:08	Straylight	40.000	45	Alp Pav	1.9400	26000.	80	43683	No
159	GOM_NL_2PRFIN20100708_190617_000000442091_00042_43683_9663.N1	08-JUL-2010 19:06:17	Bright	43.500	103	38Zet Sgr	2.6000	9700.0	87	43683	No
160	GOM_NL_2PRFIN20100708_190853_000000422091_00042_43683_9664.N1	08-JUL-2010 19:08:53	Bright	41.500	155	41Pi Sgr	2.9000	6600.0	83	43683	No

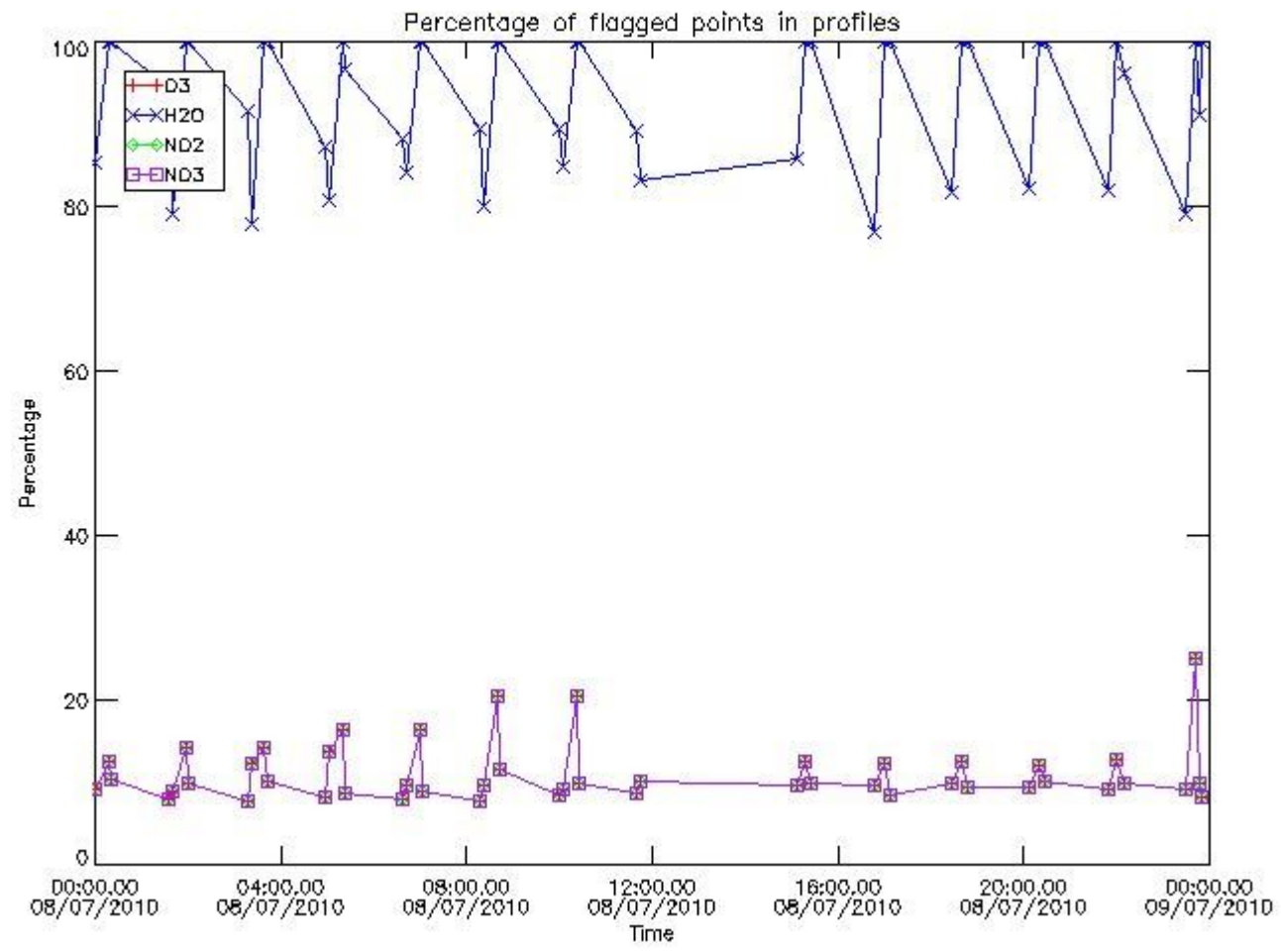
161	GOM_NL__2PRFIN20100708_192018_000000442091_00042_43683_9665.N1	08-JUL-2010 19:20:18	Bright	43.500	168	17Zet Aql	2.9860	11000.	87	43683	No
162	GOM_NL__2PRFIN20100708_192721_000000382091_00042_43683_9666.N1	08-JUL-2010 19:27:21	Bright	37.500	5	3Alp Lyr	0.033000	11000.	75	43683	No
163	GOM_NL__2PRFIN20100708_193036_000000312091_00042_43683_9667.N1	08-JUL-2010 19:30:36	Bright	31.000	130	23Bet Dra	2.7990	5800.0	62	43683	No
164	GOM_NL__2PRFIN20100708_193825_000000462091_00042_43683_9668.N1	08-JUL-2010 19:38:25	Bright	45.500	89	5Alp Cep	2.4510	8000.0	91	43683	No
165	GOM_NL__2PRFIN20100708_194702_000000552091_00042_43683_9669.N1	08-JUL-2010 19:47:02	Bright	54.500	76	27Gam Cas	2.3000	30000.	109	43683	No
166	GOM_NL__2PRFIN20100708_195127_000000412091_00042_43683_9670.N1	08-JUL-2010 19:51:27	Bright	41.000	160	23Gam Per	2.9300	4700.0	82	43683	No
167	GOM_NL__2PRFIN20100708_195321_000000372091_00042_43683_9671.N1	08-JUL-2010 19:53:21	Bright	36.500	175	39Del Per	3.0100	19400.	73	43683	No
168	GOM_NL__2PRFIN20100708_195530_000000442091_00042_43683_9672.N1	08-JUL-2010 19:55:30	Bright	44.000	79	26Bet Per	2.3100	13100.	88	43683	No
169	GOM_NL__2PRFIN20100708_195808_000000462091_00042_43683_9673.N1	08-JUL-2010 19:58:08	Bright	45.500	150	44Zet Per	2.8900	28000.	91	43683	No
170	GOM_NL__2PRFIN20100708_200033_000000422091_00042_43683_9674.N1	08-JUL-2010 20:00:33	Twilight	42.000	146	25Eta Tau	2.8730	15200.	84	43683	No
171	GOM_NL__2PRFIN20100708_200744_000000542091_00042_43683_9675.N1	08-JUL-2010 20:07:44	Dark	54.000	94	92Alp Cet	2.5260	3100.0	108	43683	No
172	GOM_NL__2PRFIN20100708_201951_000000432091_00042_43683_9676.N1	08-JUL-2010 20:19:51	Dark	42.500	157	The1Eri	2.9060	9300.0	85	43683	No
173	GOM_NL__2PRFIN20100708_202803_000000502091_00043_43684_9693.N1	08-JUL-2010 20:28:03	Dark	50.000	84	Alp Phe	2.3970	4500.0	100	43684	No
174	GOM_NL__2PRFIN20100708_203418_000000532091_00043_43684_9694.N1	08-JUL-2010 20:34:18	Straylight	52.500	63	Bet Gru	2.1500	2800.0	105	43684	No
175	GOM_NL__2PRFIN20100708_203605_000000502091_00043_43684_9695.N1	08-JUL-2010 20:36:05	Straylight	49.500	31	Alp Gru	1.7340	15200.	99	43684	No
176	GOM_NL__2PRFIN20100708_203744_000000402091_00043_43684_9696.N1	08-JUL-2010 20:37:44	Straylight	39.500	45	Alp Pav	1.9400	26000.	79	43684	No
177	GOM_NL__2PRFIN20100708_204653_000000432091_00043_43684_9697.N1	08-JUL-2010 20:46:53	Bright	43.000	103	38Zet Sgr	2.6000	9700.0	86	43684	No
178	GOM_NL__2PRFIN20100708_204929_000000432091_00043_43684_9698.N1	08-JUL-2010 20:49:29	Bright	42.500	155	41Pi Sgr	2.9000	6600.0	85	43684	No
179	GOM_NL__2PRFIN20100708_210053_000000442091_00043_43684_9699.N1	08-JUL-2010 21:00:53	Bright	43.500	168	17Zet Aql	2.9860	11000.	87	43684	No
180	GOM_NL__2PRFIN20100708_210757_000000402091_00043_43684_9700.N1	08-JUL-2010 21:07:57	Bright	40.000	5	3Alp Lyr	0.033000	11000.	80	43684	No
181	GOM_NL__2PRFIN20100708_211101_000000362091_00043_43684_9701.N1	08-JUL-2010 21:11:01	Bright	35.500	69	33Gam Dra	2.2310	3800.0	71	43684	No
182	GOM_NL__2PRFIN20100708_211901_000000422091_00043_43684_9702.N1	08-JUL-2010 21:19:01	Bright	41.500	89	5Alp Cep	2.4510	8000.0	83	43684	No
183	GOM_NL__2PRFIN20100708_212738_000000482091_00043_43684_9703.N1	08-JUL-2010 21:27:38	Bright	48.000	76	27Gam Cas	2.3000	30000.	96	43684	No
184	GOM_NL__2PRFIN20100708_213202_000000582091_00043_43684_9704.N1	08-JUL-2010 21:32:02	Bright	58.000	160	23Gam Per	2.9300	4700.0	116	43684	No
185	GOM_NL__2PRFIN20100708_213356_000000362091_00043_43684_9705.N1	08-JUL-2010 21:33:56	Bright	35.500	175	39Del Per	3.0100	19400.	71	43684	No
186	GOM_NL__2PRFIN20100708_213606_000000602091_00043_43684_9706.N1	08-JUL-2010 21:36:06	Bright	60.000	79	26Bet Per	2.3100	13100.	120	43684	No
187	GOM_NL__2PRFIN20100708_213844_000000432091_00043_43684_9707.N1	08-JUL-2010 21:38:44	Bright	43.000	150	44Zet Per	2.8900	28000.	86	43684	No
188	GOM_NL__2PRFIN20100708_214109_000000422091_00043_43684_9708.N1	08-JUL-2010 21:41:09	Twilight	42.000	146	25Eta Tau	2.8730	15200.	84	43684	No
189	GOM_NL__2PRFIN20100708_214820_000000552091_00043_43684_9709.N1	08-JUL-2010 21:48:20	Dark	55.000	94	92Alp Cet	2.5260	3100.0	110	43684	No
190	GOM_NL__2PRFIN20100708_220027_000000402091_00043_43684_9710.N1	08-JUL-2010 22:00:27	Dark	40.000	157	The1Eri	2.9060	9300.0	80	43684	No
191	GOM_NL__2PRFIN20100708_220839_000000512091_00044_43685_9706.N1	08-JUL-2010 22:08:39	Dark	51.000	84	Alp Phe	2.3970	4500.0	102	43685	No
192	GOM_NL__2PRFIN20100708_221454_000000632091_00044_43685_9707.N1	08-JUL-2010 22:14:54	Straylight	63.000	63	Bet Gru	2.1500	2800.0	126	43685	No
193	GOM_NL__2PRFIN20100708_221641_000000472091_00044_43685_9708.N1	08-JUL-2010 22:16:41	Straylight	46.500	31	Alp Gru	1.7340	15200.	93	43685	No
194	GOM_NL__2PRFIN20100708_221821_000000402091_00044_43685_9709.N1	08-JUL-2010 22:18:21	Straylight	39.500	45	Alp Pav	1.9400	26000.	79	43685	No
195	GOM_NL__2PRFIN20100708_222729_000000412091_00044_43685_9710.N1	08-JUL-2010 22:27:29	Bright	40.500	103	38Zet Sgr	2.6000	9700.0	81	43685	No
196	GOM_NL__2PRFIN20100708_223005_000000432091_00044_43685_9711.N1	08-JUL-2010 22:30:05	Bright	42.500	155	41Pi Sgr	2.9000	6600.0	85	43685	No
197	GOM_NL__2PRFIN20100708_224129_000000432091_00044_43685_9712.N1	08-JUL-2010 22:41:29	Bright	43.000	168	17Zet Aql	2.9860	11000.	86	43685	No
198	GOM_NL__2PRFIN20100708_224832_000000392091_00044_43685_9713.N1	08-JUL-2010 22:48:32	Bright	39.000	5	3Alp Lyr	0.033000	11000.	78	43685	No
199	GOM_NL__2PRFIN20100708_225137_000000382091_00044_43685_9714.N1	08-JUL-2010 22:51:37	Bright	38.000	69	33Gam Dra	2.2310	3800.0	76	43685	No
200	GOM_NL__2PRFIN20100708_225936_000000412091_00044_43685_9715.N1	08-JUL-2010 22:59:36	Bright	41.000	89	5Alp Cep	2.4510	8000.0	82	43685	No
201	GOM_NL__2PRFIN20100708_230813_000000472091_00044_43685_9716.N1	08-JUL-2010 23:08:13	Bright	46.500	76	27Gam Cas	2.3000	30000.	93	43685	No
202	GOM_NL__2PRFIN20100708_231238_000000582091_00044_43685_9717.N1	08-JUL-2010 23:12:38	Bright	58.000	160	23Gam Per	2.9300	4700.0	116	43685	No
203	GOM_NL__2PRFIN20100708_231432_000000552091_00044_43685_9718.N1	08-JUL-2010 23:14:32	Bright	55.000	175	39Del Per	3.0100	19400.	110	43685	No
204	GOM_NL__2PRFIN20100708_231642_000000602091_00044_43685_9719.N1	08-JUL-2010 23:16:42	Bright	60.000	79	26Bet Per	2.3100	13100.	120	43685	No
205	GOM_NL__2PRFIN20100708_231920_000000422091_00044_43685_9720.N1	08-JUL-2010 23:19:20	Bright	41.500	150	44Zet Per	2.8900	28000.	83	43685	No
206	GOM_NL__2PRFIN20100708_232145_000000432091_00044_43685_9721.N1	08-JUL-2010 23:21:45	Twilight	42.500	146	25Eta Tau	2.8730	15200.	85	43685	No
207	GOM_NL__2PRFIN20100708_232856_000000552091_00044_43685_9722.N1	08-JUL-2010 23:28:56	Dark	55.000	94	92Alp Cet	2.5260	3100.0	110	43685	No
208	GOM_NL__2PRFIN20100708_234104_000000412091_00044_43685_9723.N1	08-JUL-2010 23:41:04	Dark	40.500	157	The1Eri	2.9060	9300.0	81	43685	No
209	GOM_NL__2PRFIN20100708_234715_000000512091_00045_43686_9743.N1	08-JUL-2010 23:47:15	Dark	51.000	9	Alp Eri	0.45300	24000.	102	43686	No
210	GOM_NL__2PRFIN20100708_234916_000000632091_00045_43686_9744.N1	08-JUL-2010 23:49:16	Dark	62.500	84	Alp Phe	2.3970	4500.0	125	43686	No
211	GOM_NL__2PRFIN20100708_235531_000000512091_00045_43686_9745.N1	08-JUL-2010 23:55:31	Straylight	51.000	63	Bet Gru	2.1500	2800.0	102	43686	No
212	GOM_NL__2PRFIN20100708_235718_000000572091_00045_43686_9746.N1	08-JUL-2010 23:57:18	Straylight	57.000	31	Alp Gru	1.7340	15200.	114	43686	No
213	GOM_NL__2PRFIN20100708_235857_000000412091_00045_43686_9747.N1	08-JUL-2010 23:58:57	Straylight	40.500	45	Alp Pav	1.9400	26000.	81	43686	No

### 3. Quality information per product

In this section it is plotted some information contained in the Quality Summary data set of the level 2 products. Only products in dark limb conditions and without errors (error flag in

the MPH set to "0") are used.

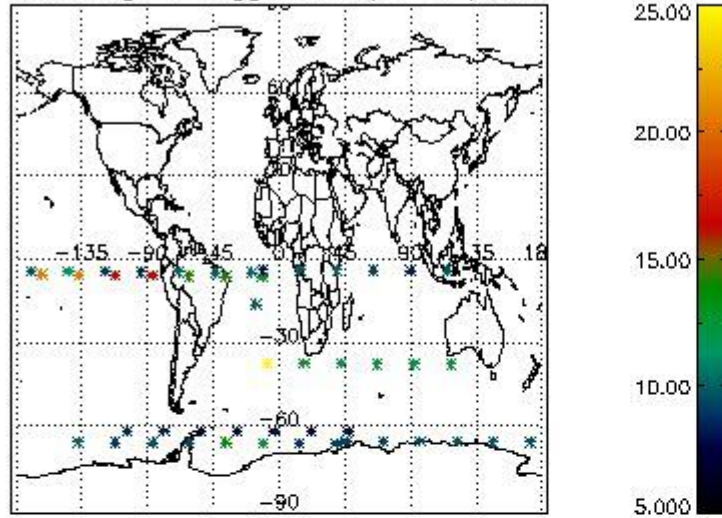
### 3.1 Plot quality information per product (time dependant)



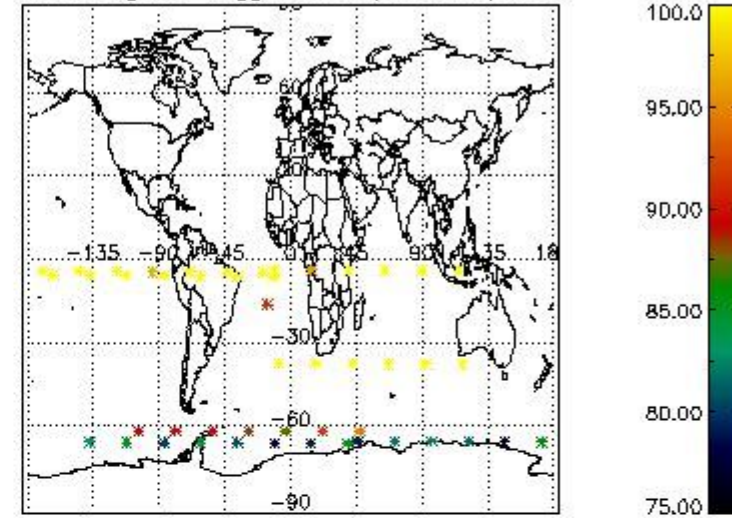
### 3.2 Plot quality information per product (world map)



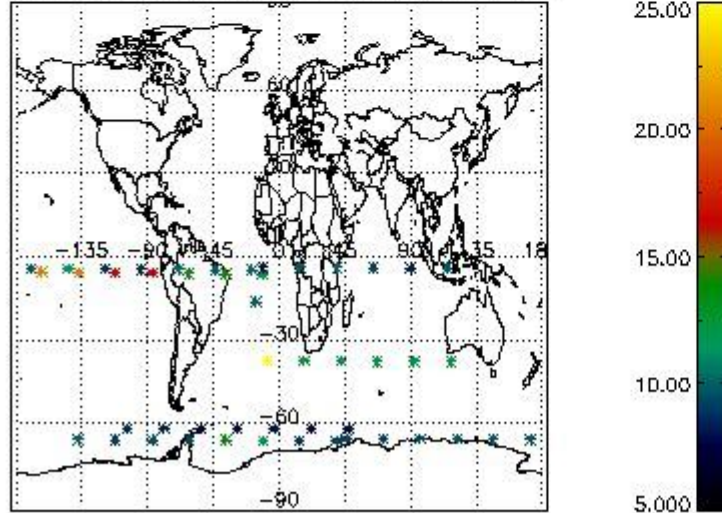
Percentage of flagged data per O3 profile



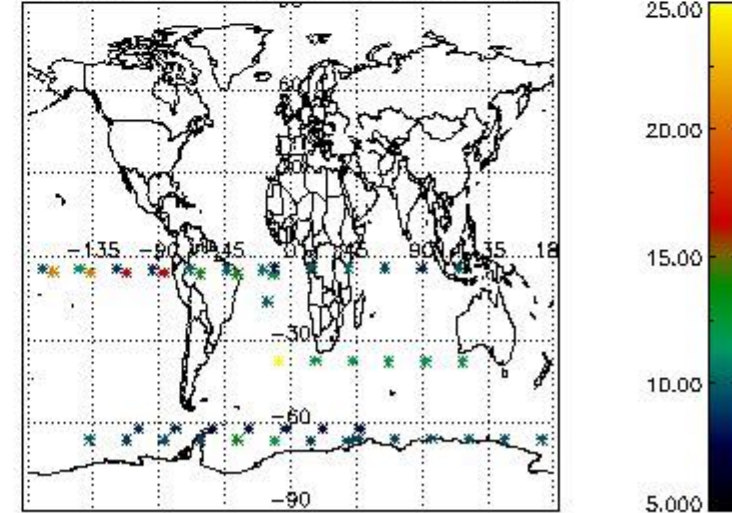
Percentage of flagged data per H2O profile



Percentage of flagged data per NO2 profile



Percentage of flagged data per NO3 profile

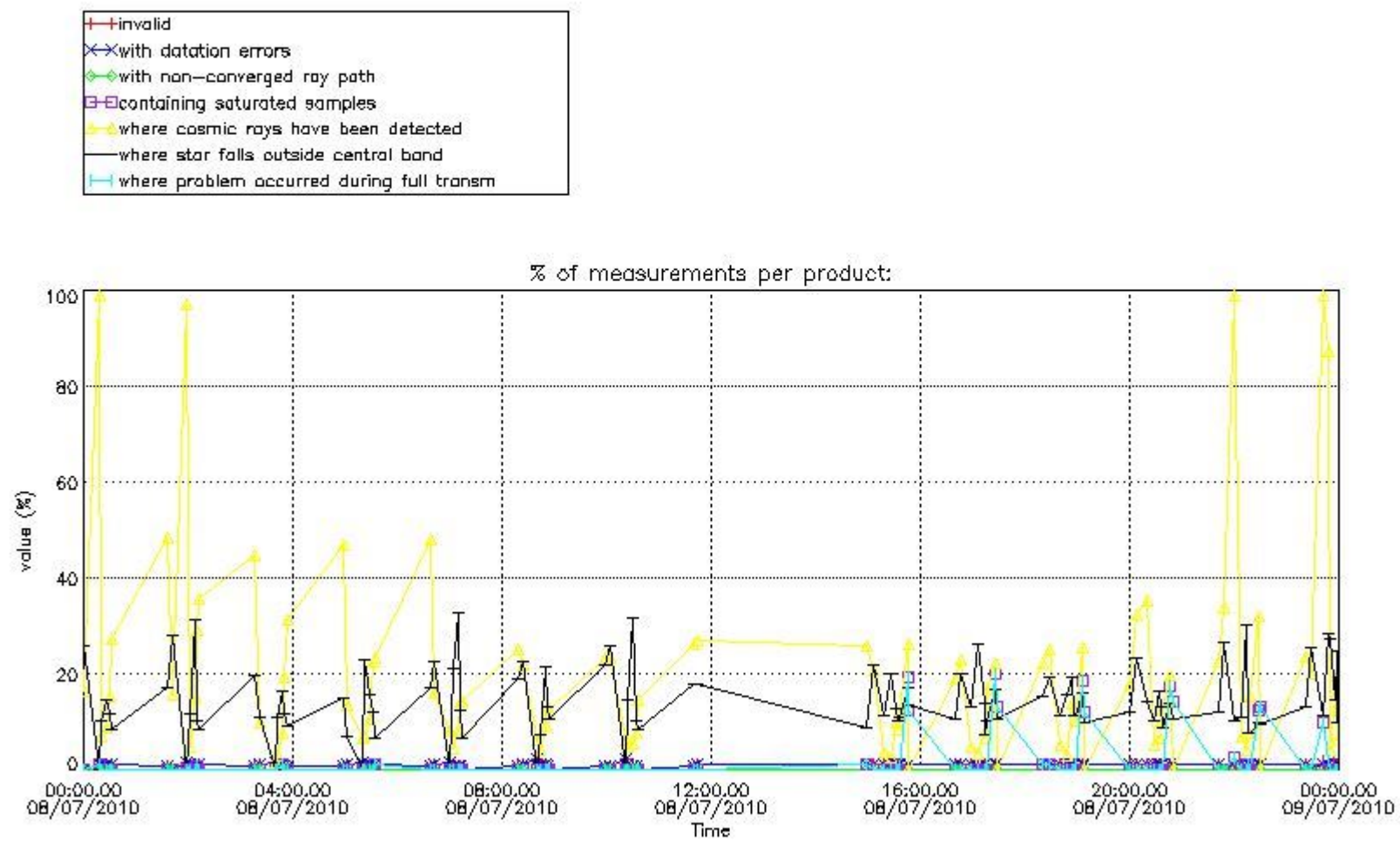


#### 4. Level 1 quality information per product

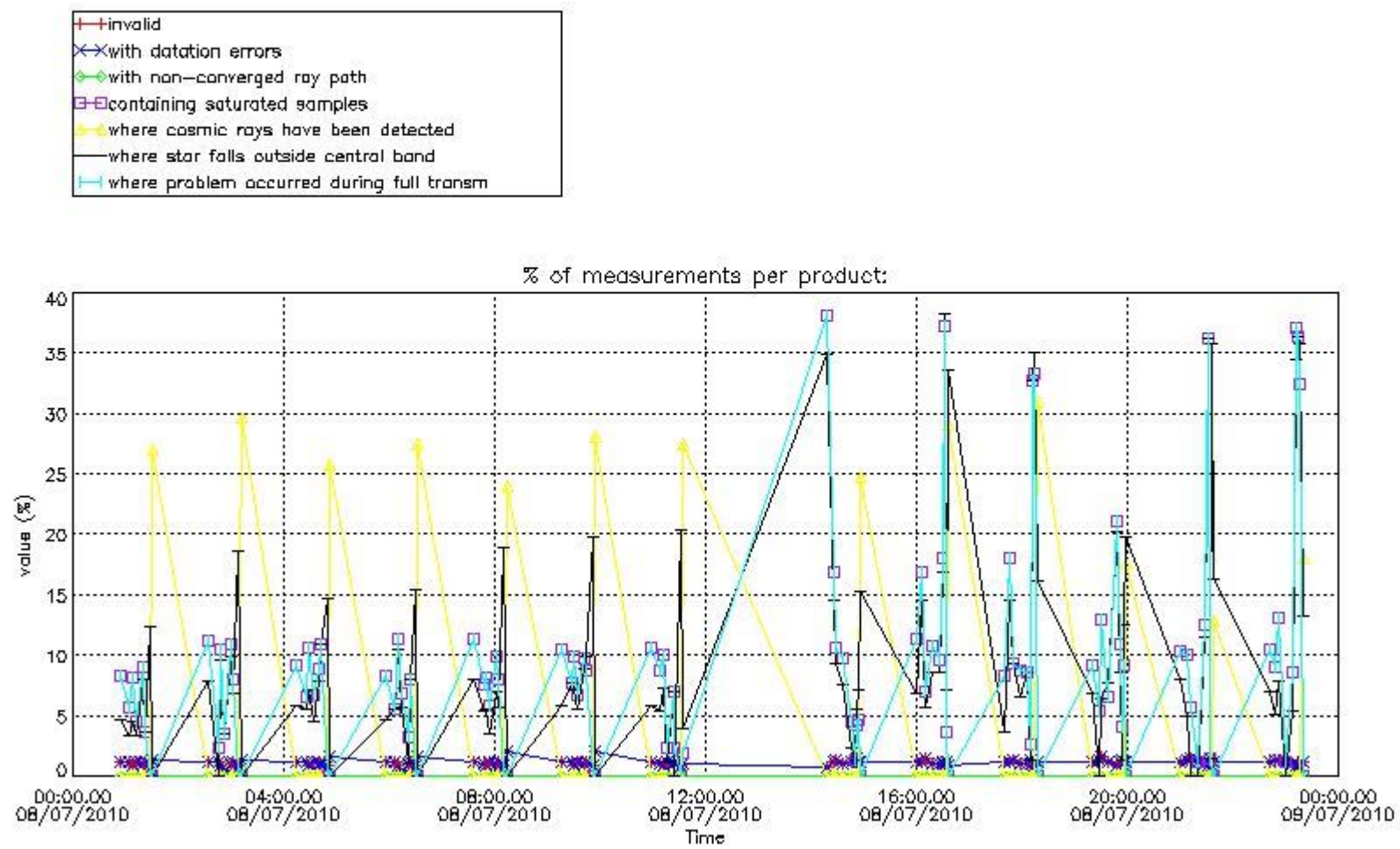
In this section it is plotted some information contained in the Quality Summary data set of the level 2 products that comes from the level 1b processing. Products without errors (error flag in the MPH set to "0") are used.

##### 4.1 Plot quality information per product (time dependant) coming from level 1b processing

##### 4.1.1 Plot level 1 quality information per product (time dependant): ENVISAT ASCENDING passes



4.1.2 Plot level 1 quality information per product (time dependant): ENVI SAT DESCENDING passes

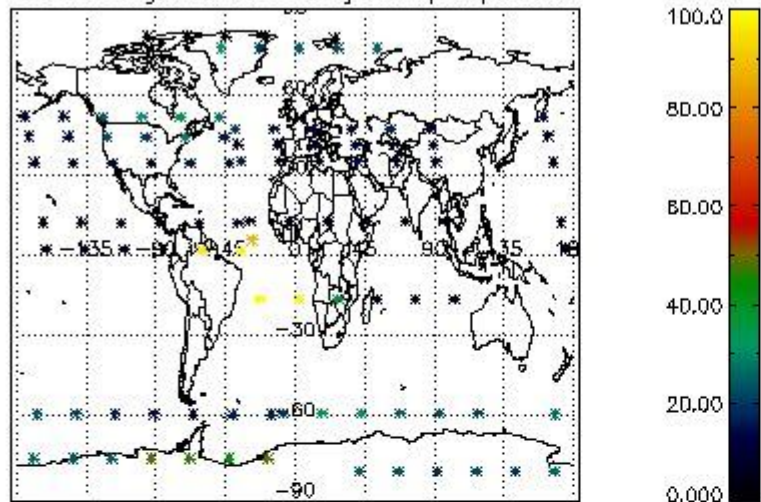


#### 4.2 Plot quality information per product coming from level 1b processing (world map)

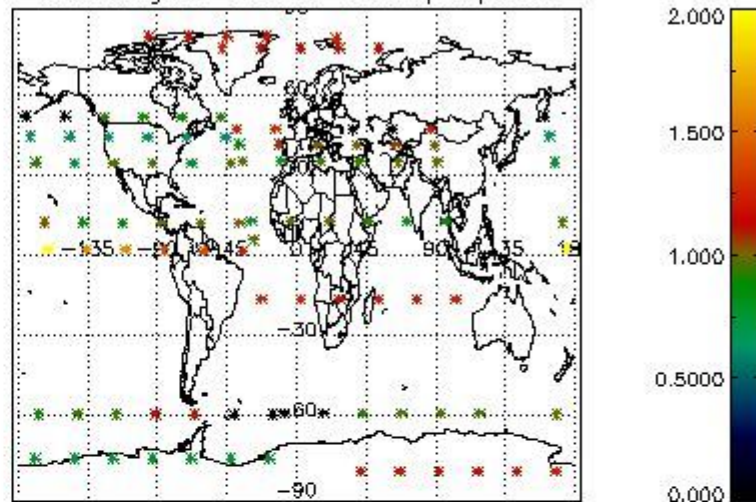
##### 4.2.1 Plot level 1 quality information per product (world map): ENVISAT ASCENDING passes



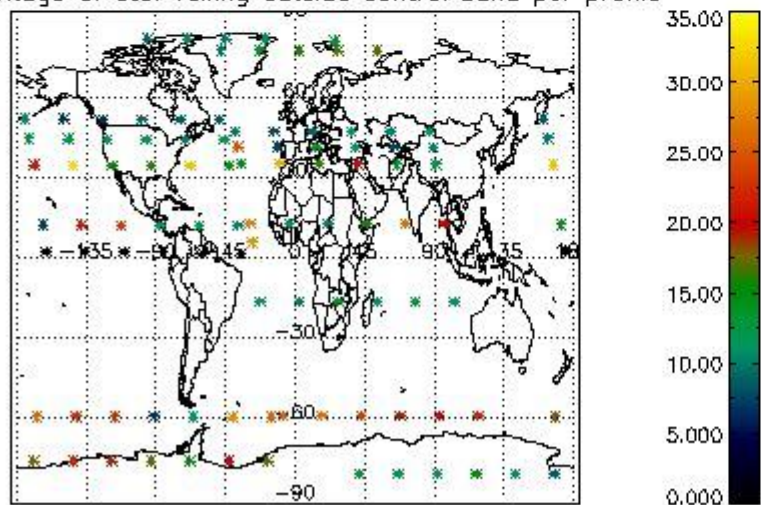
Percentage of cosmic ray hits per profile



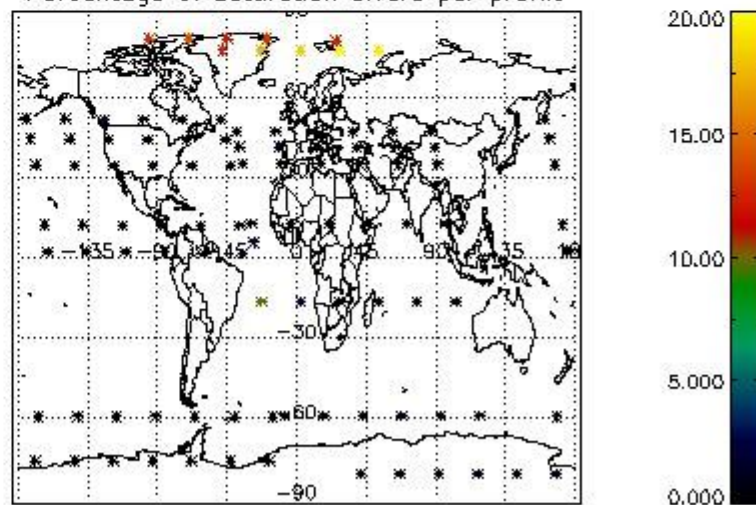
Percentage of datation errors per profile



Percentage of star falling outside central band per profile

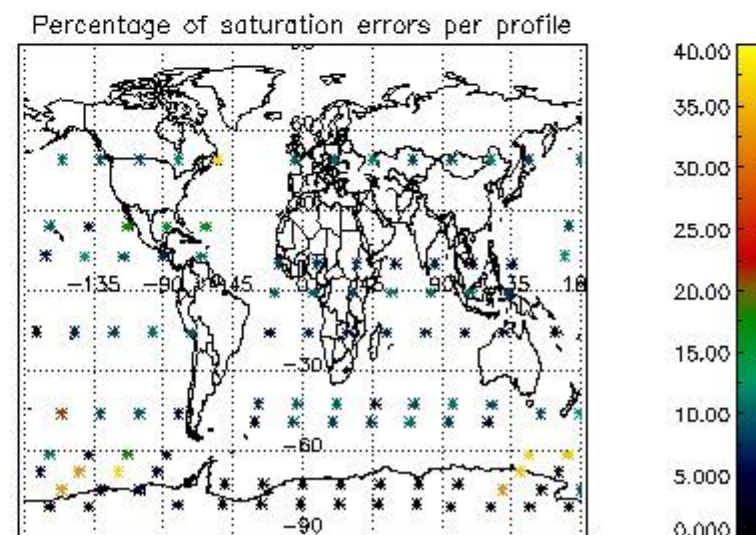
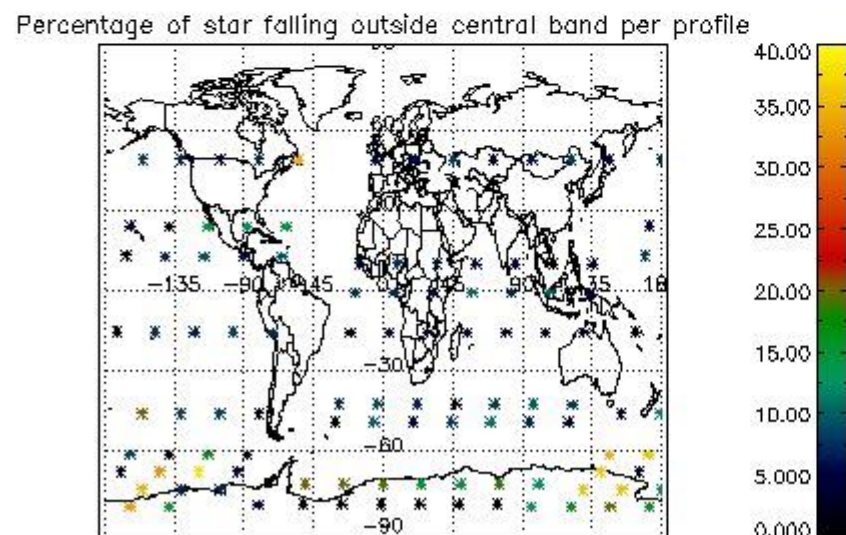
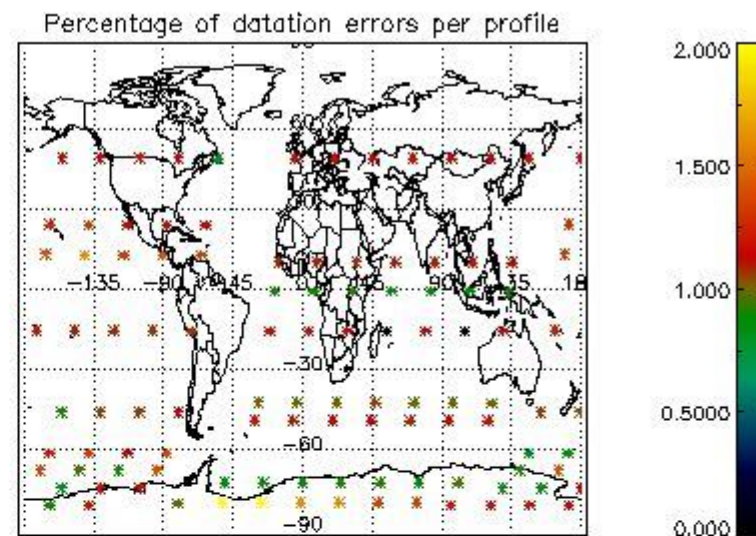
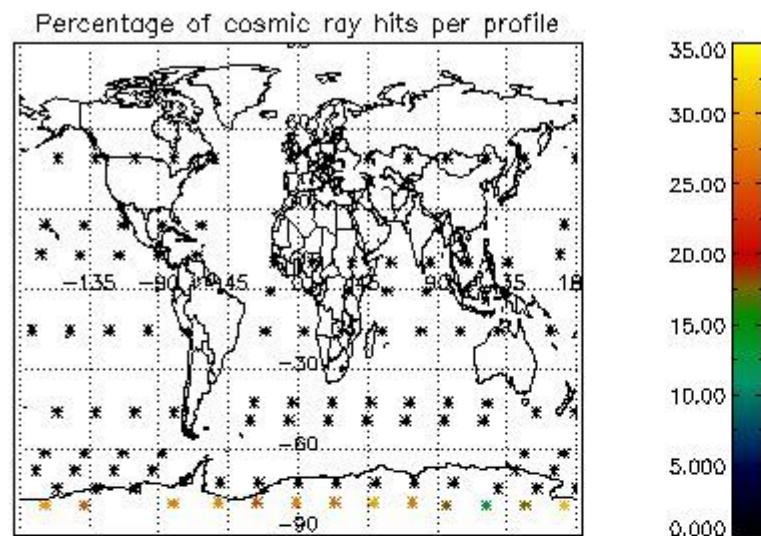


Percentage of saturation errors per profile



4.2.2 Plot level 1 quality information per product (world map): ENVISAT DESCENDING passes





## 5. Trace gas profiles

### 5.1 Ozone statistics based on quality of products

The final quality of the products can be "measured" using the STD (Standard Deviation) attached to every point profile. This information is written to the parameter GOM\_NL\_\_2P/NL\_LOCAL\_SPECIES\_DENSITY/o3\_std of the level 2 products. The table below shows the statistics for given STD ranges.

The statistics are given with respect to the overall valid production:

- Products without fatal errors: GOM\_NL\_\_2P/MPH/PRODUCT\_ERR=0
- Valid point profile: GOM\_NL\_\_2P/NL\_LOCAL\_SPECIES\_DENSITY/pcd(0)=0

The 'Criteria' is applied to valid points of dark limb products:

- Products in dark limb illumination condition: GOM\_NL\_\_2P/NL\_SUMMARY\_QUALITY/obs\_ill\_cond=0
- Products without fatal errors: GOM\_NL\_\_2P/MPH/PRODUCT\_ERR=0
- Valid point profile: GOM\_NL\_\_2P/NL\_LOCAL\_SPECIES\_DENSITY/pcd(0)=0

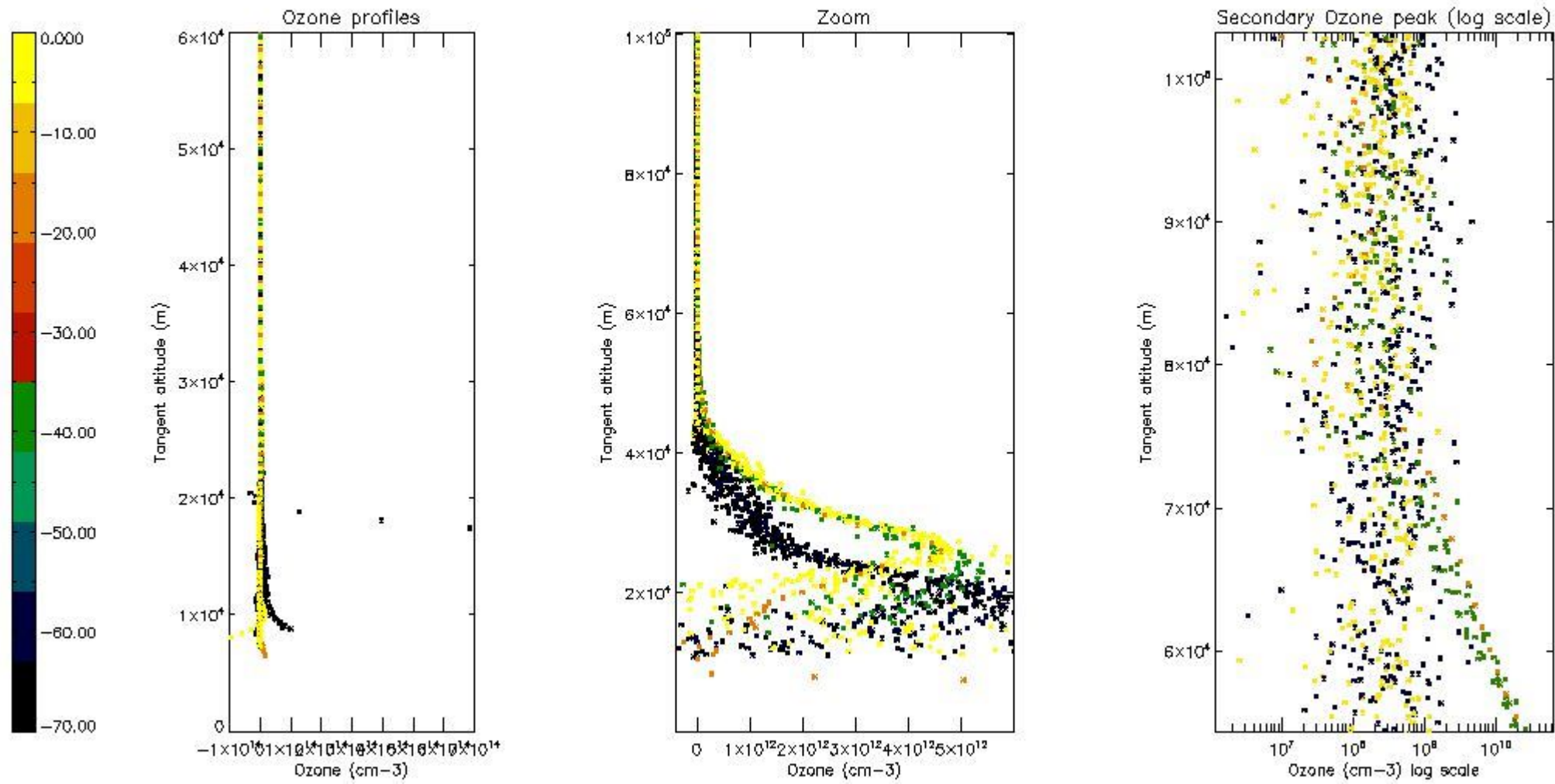
So, the table below shows the percentage of dark limb and valid observations for each criteria with respect to the overall valid daily observations.

Criteria	% of total production
All STD	24
STD < 20	6

STD < 10	3
STD < 5	1

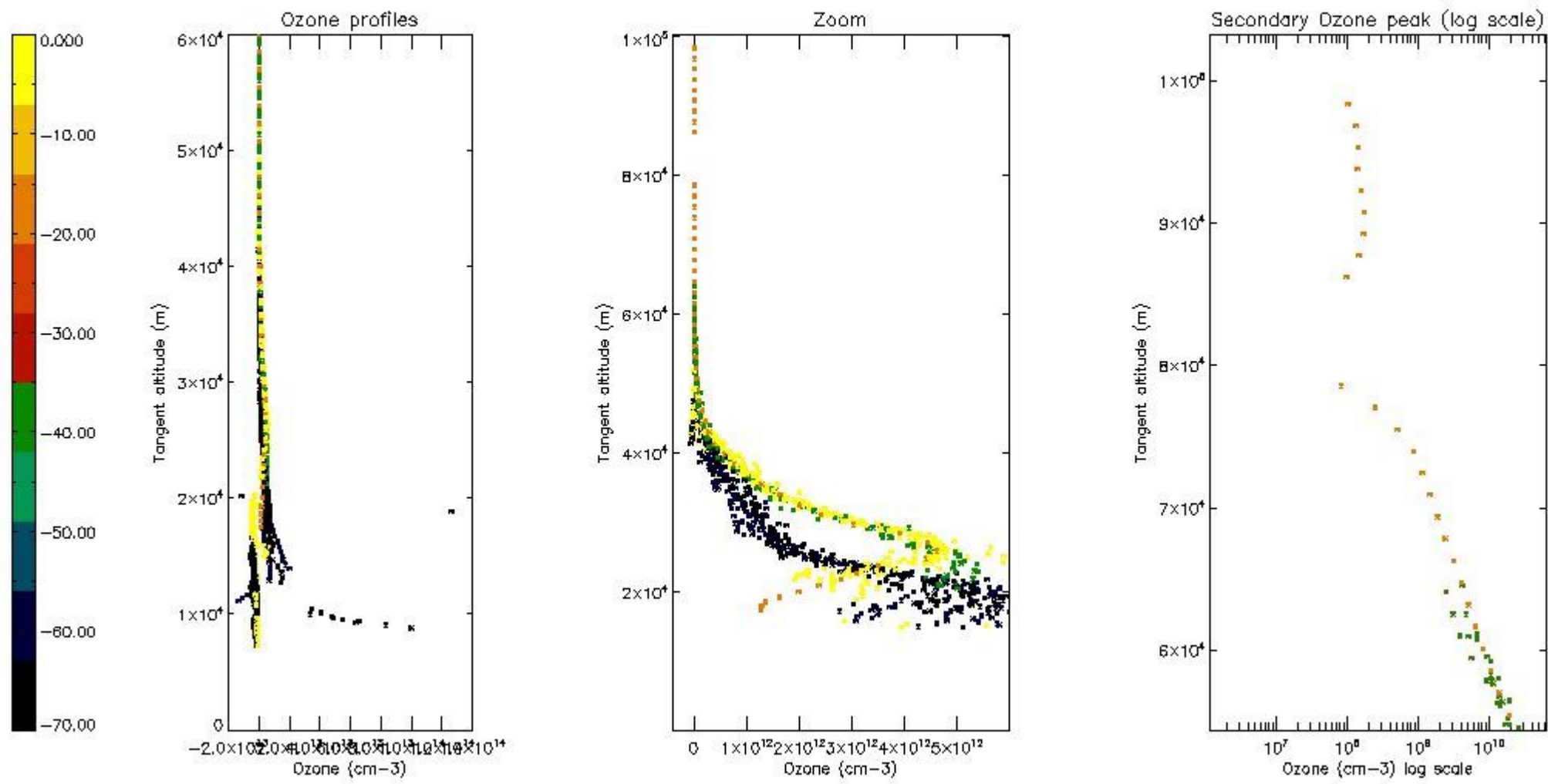
5.2 Plot ozone profiles for all STD (dark without errors)

The colorbar represents the latitude.



5.3 Plot ozone profiles where STD < 20% (dark without errors)

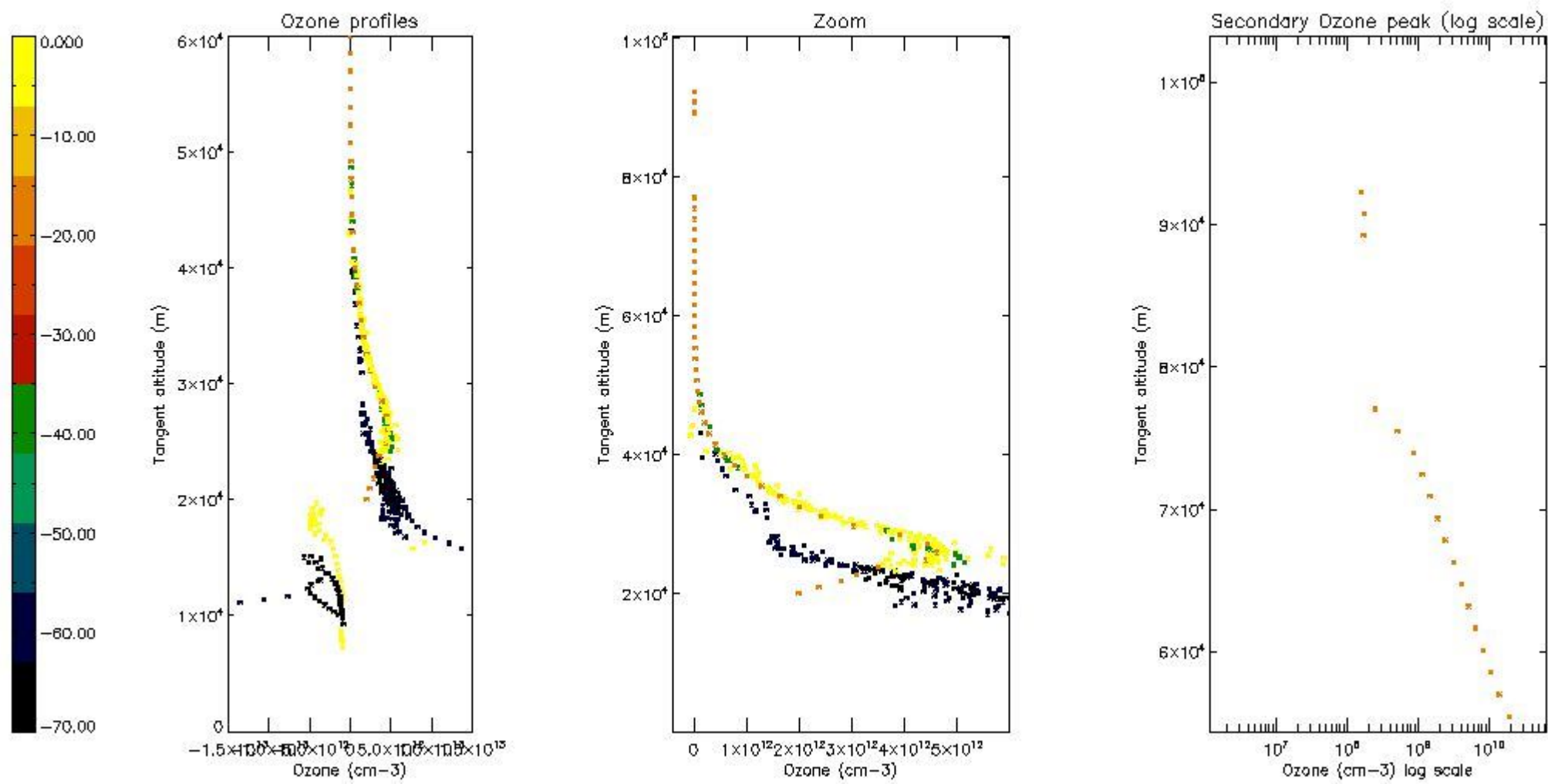
The colorbar represents the latitude.



5.4 Plot ozone profiles where  $STD < 10\%$  (dark without errors)

The colorbar represents the latitude.

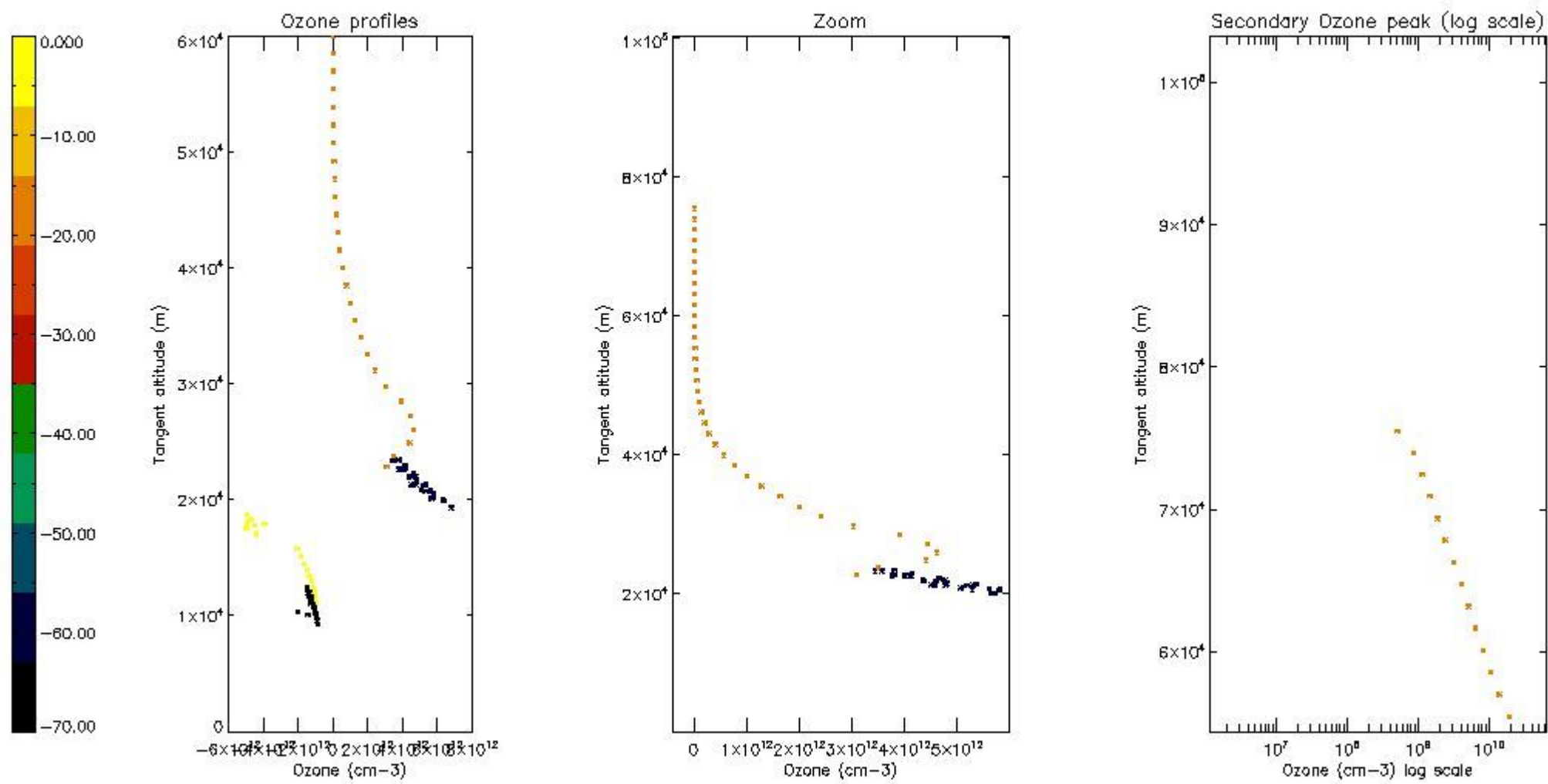




*5.5 Plot ozone profiles where  $STD < 5\%$  (dark without errors)*

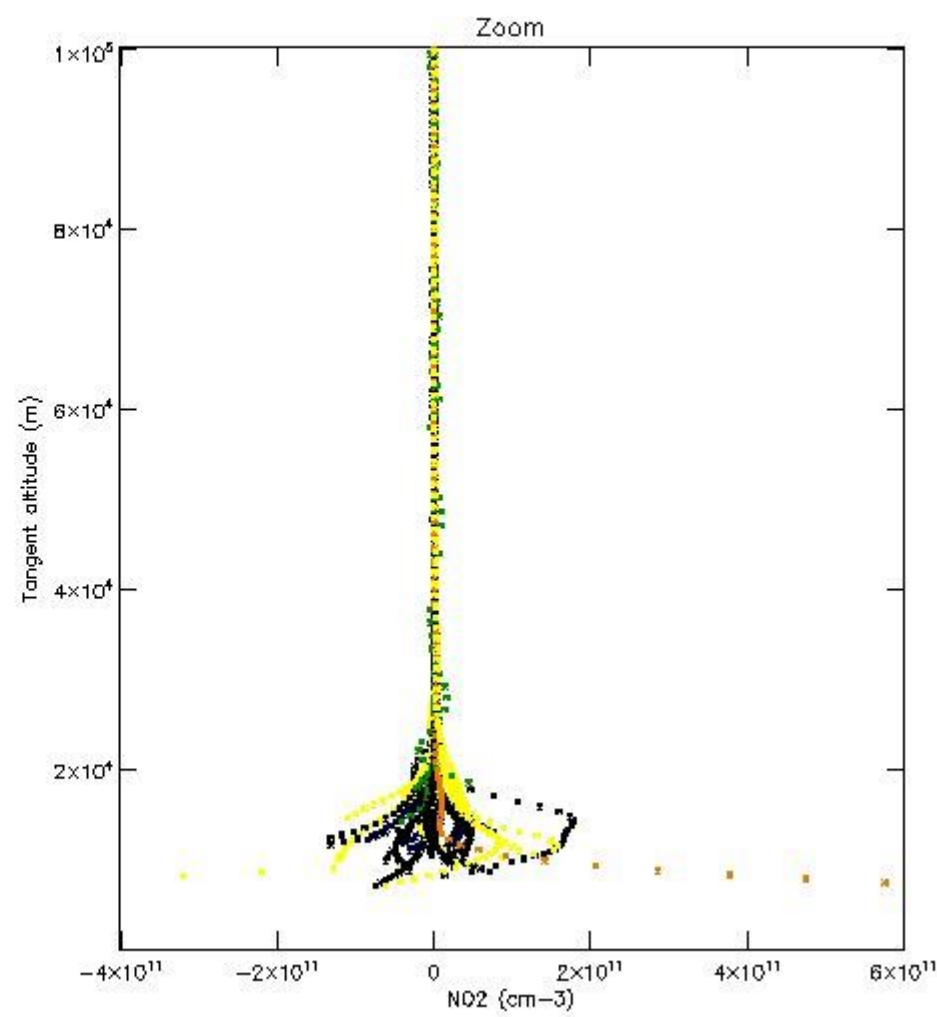
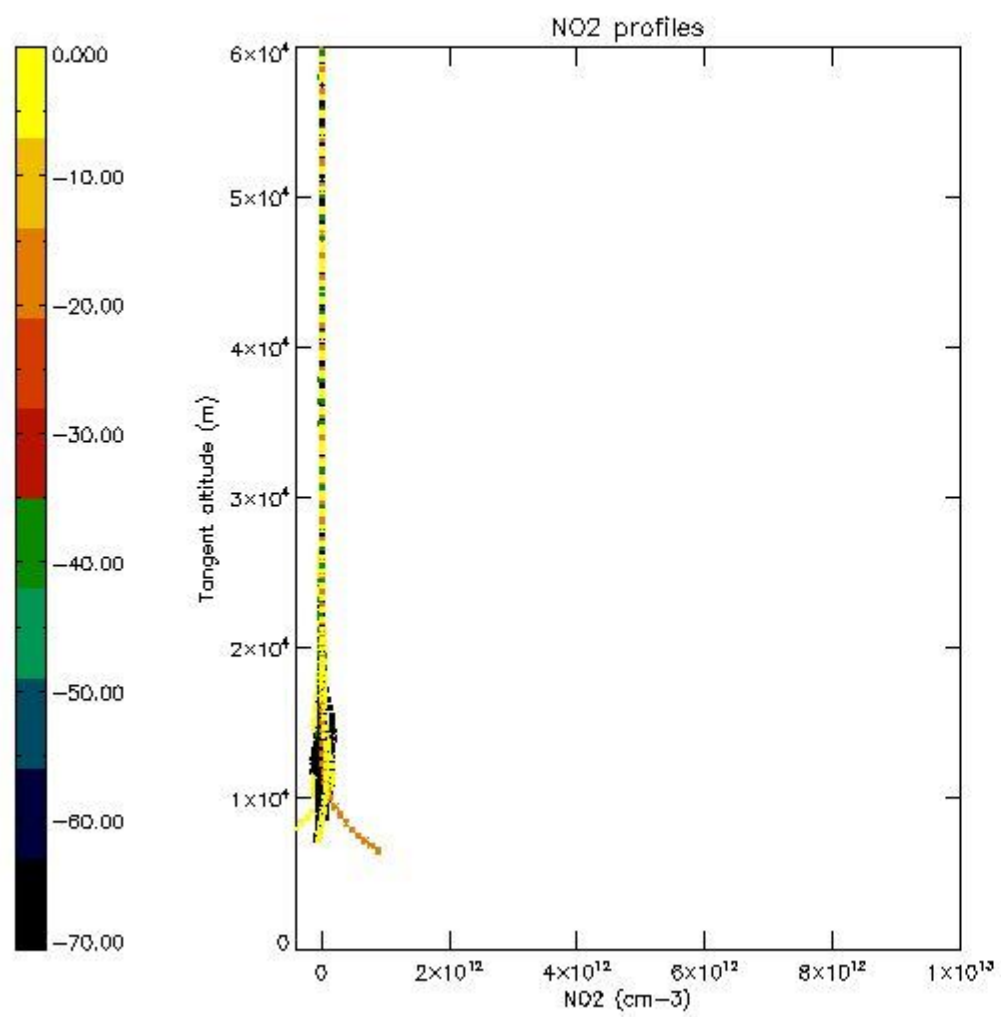
The colorbar represents the latitude.





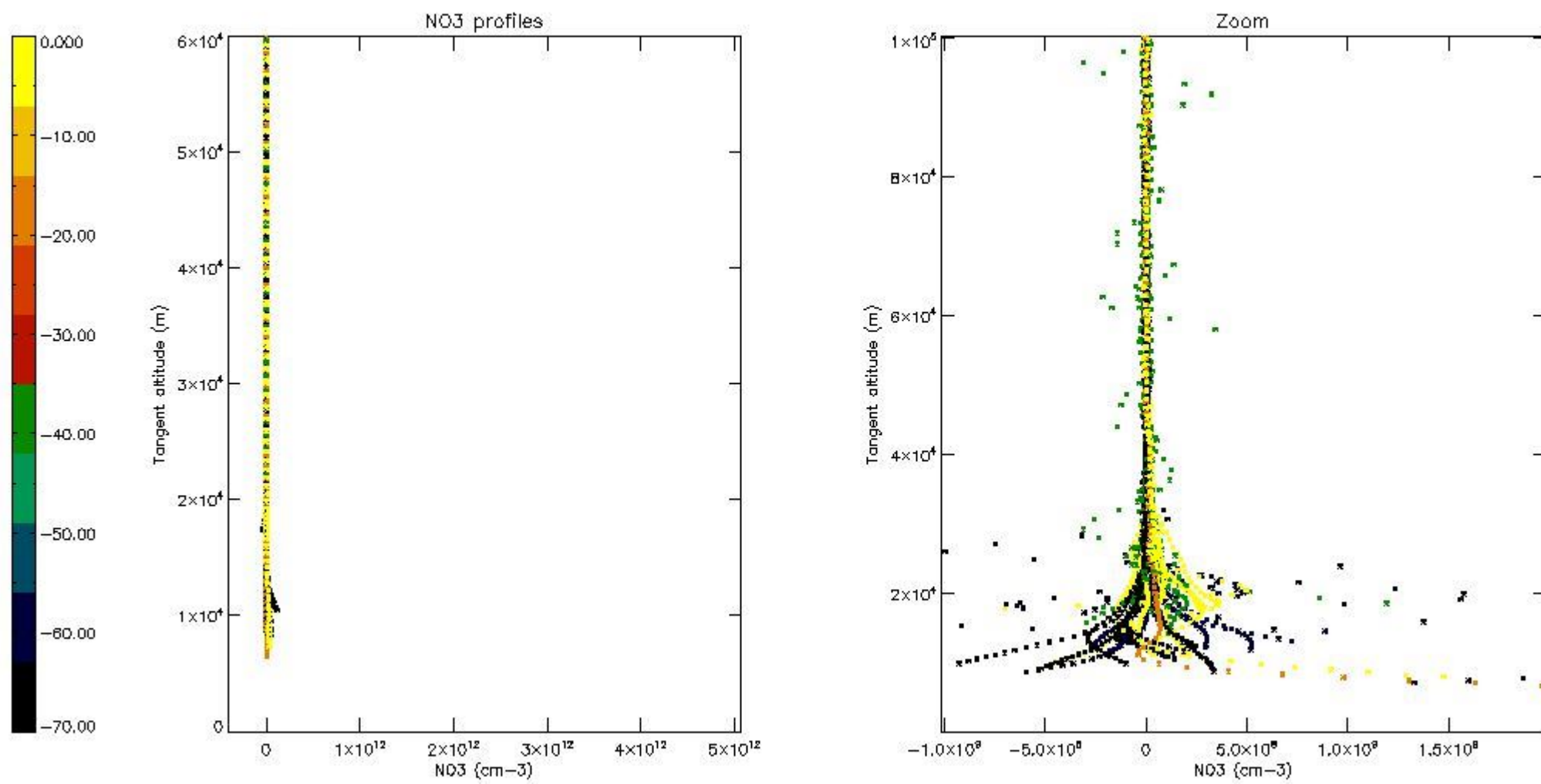
*5.6 Plot NO<sub>2</sub> profiles for all STD (dark without errors)*

The colorbar represents the latitude.



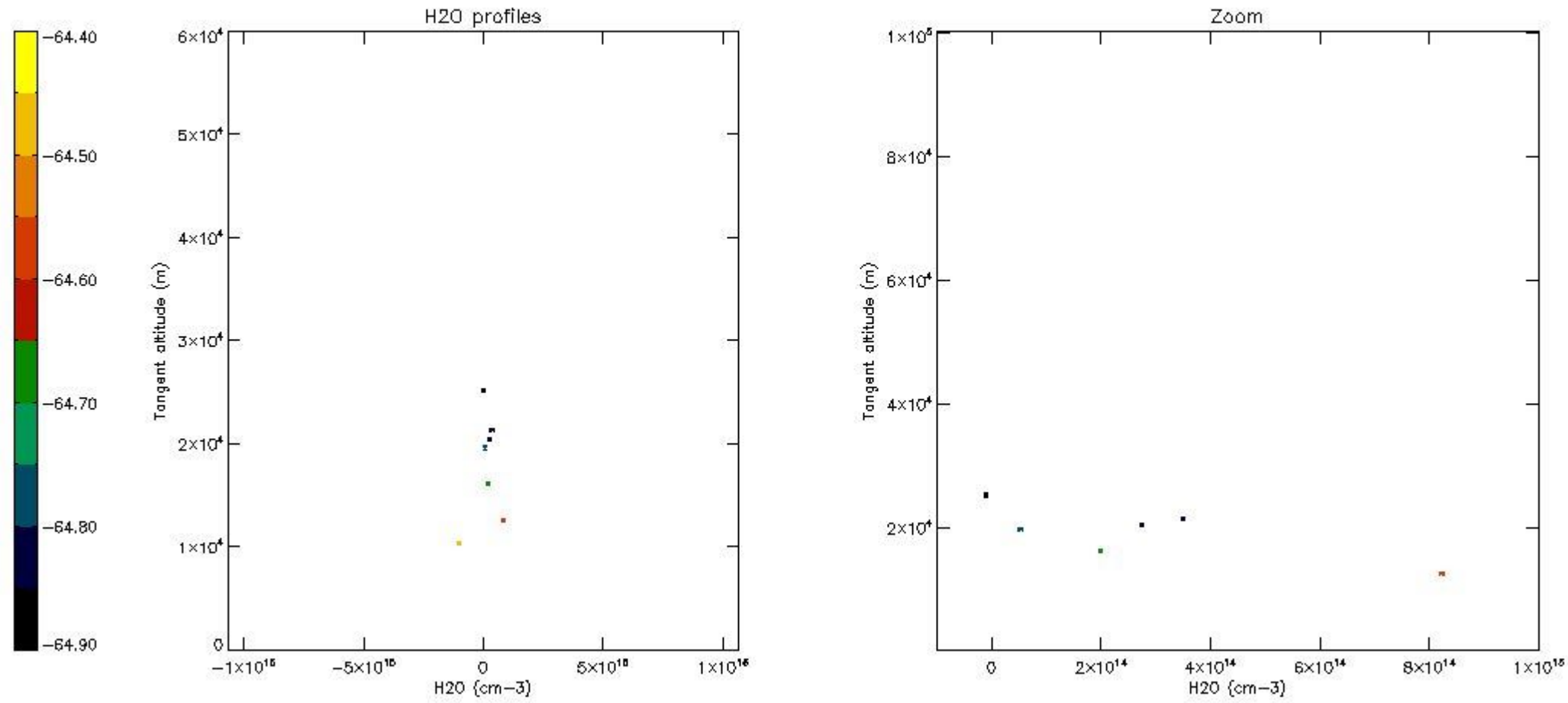
*5.7 Plot NO3 profiles for all STD (dark without errors)*

The colorbar represents the latitude.



5.8 Plot H<sub>2</sub>O profiles for all STD (only for occultations of stars 1,2,3,4,13,14,16,26,63 dark without errors)

The colorbar represents the latitude.

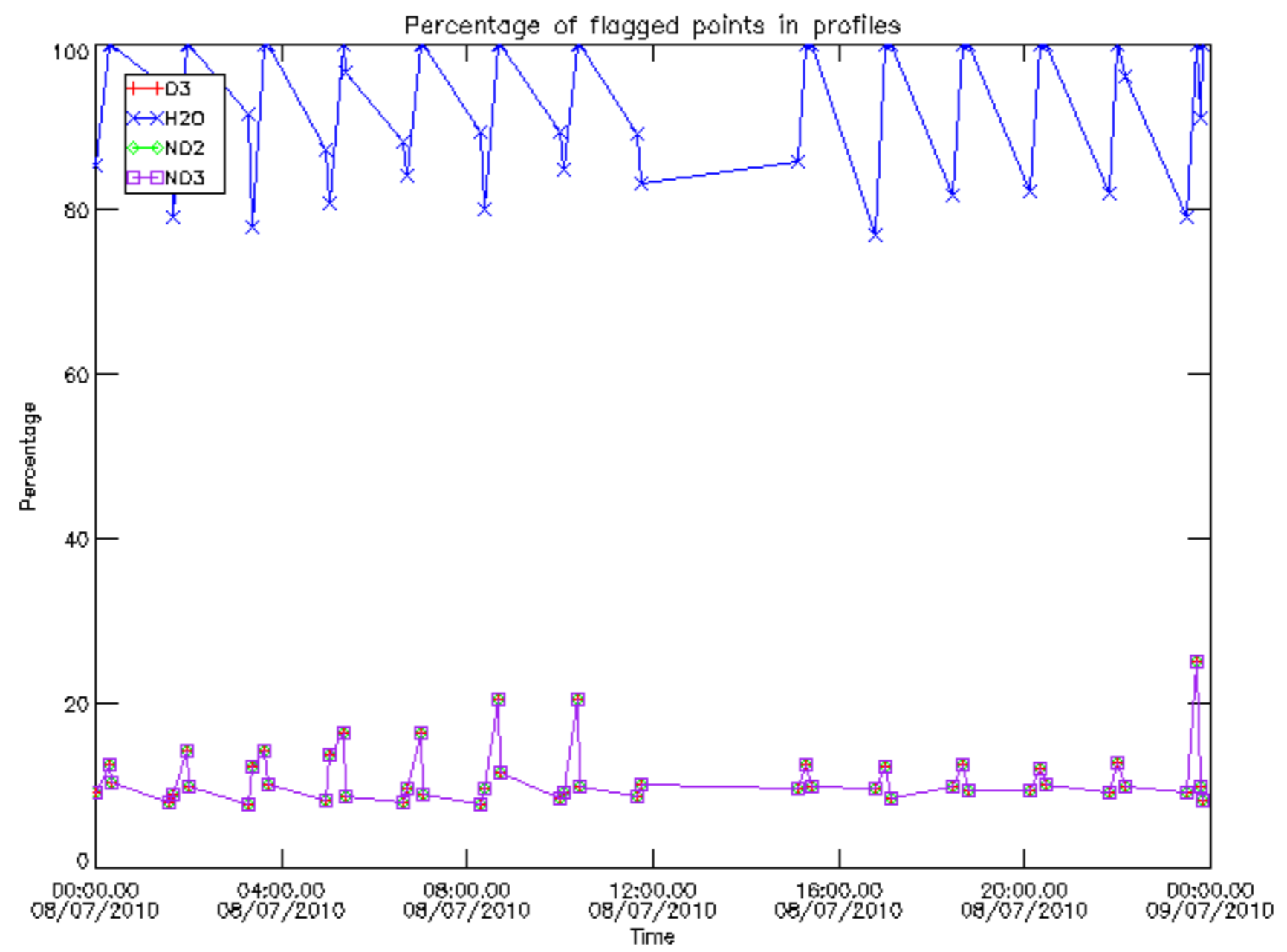


### 6. Auxiliary Data Files used for the production reported in section 2

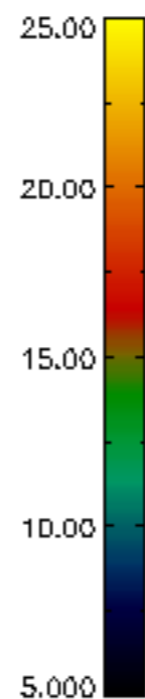
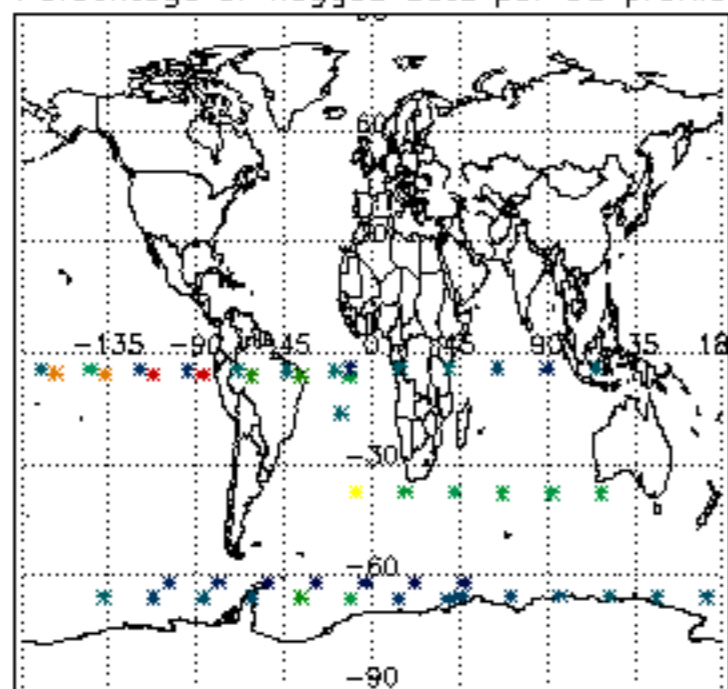
The number reported in the third column indicates since which file (see list in section 2) the corresponding auxiliary file has been used. The fourth column is the date of those product files.

Type	Auxiliary Filename	Used since product	Used since product date
INST_PHYS_CHARACTERISTICS	GOM_INS_AXVIEC20091111_143220_20030716_120000_20500101_000000	1	08-JUL-2010 00:00:25
LEVEL-2_PROC_CONFIG	GOM_PR2_AXVIEC20091111_152718_20020301_000000_20500101_000000	1	08-JUL-2010 00:00:25
CROSS_SECTIONS_FILE	GOM_CRS_AXVIEC20091111_154832_20020301_000000_20500101_000000	1	08-JUL-2010 00:00:25

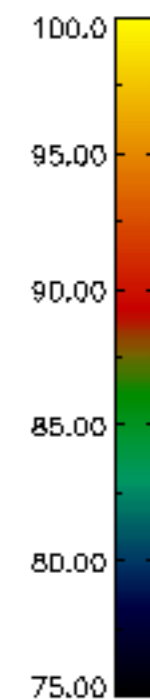
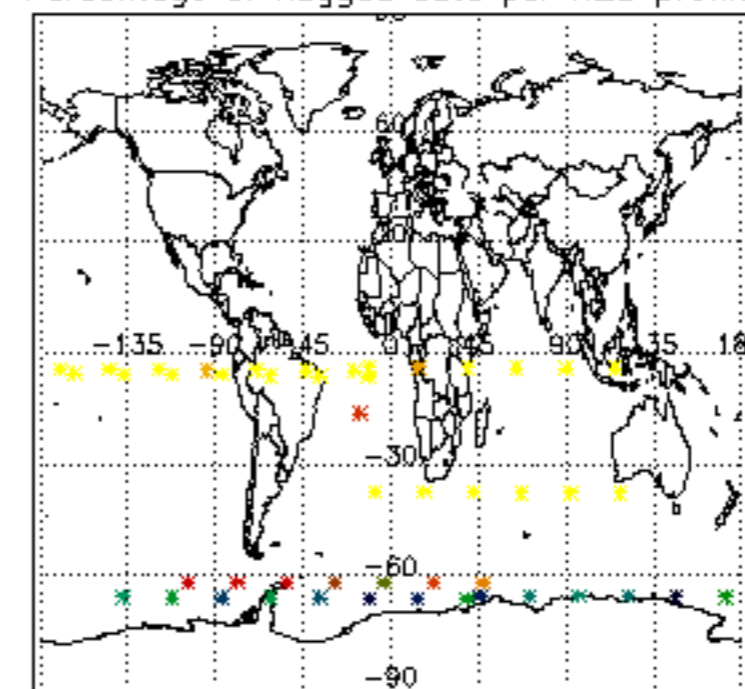




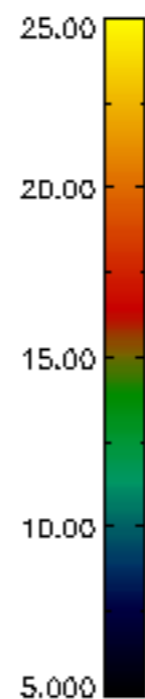
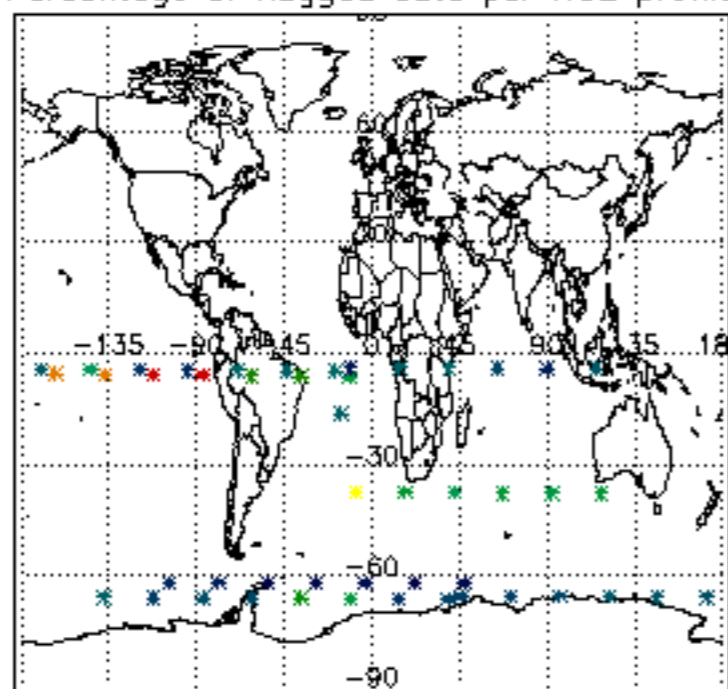
Percentage of flagged data per D3 profile



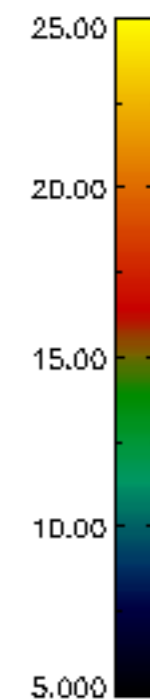
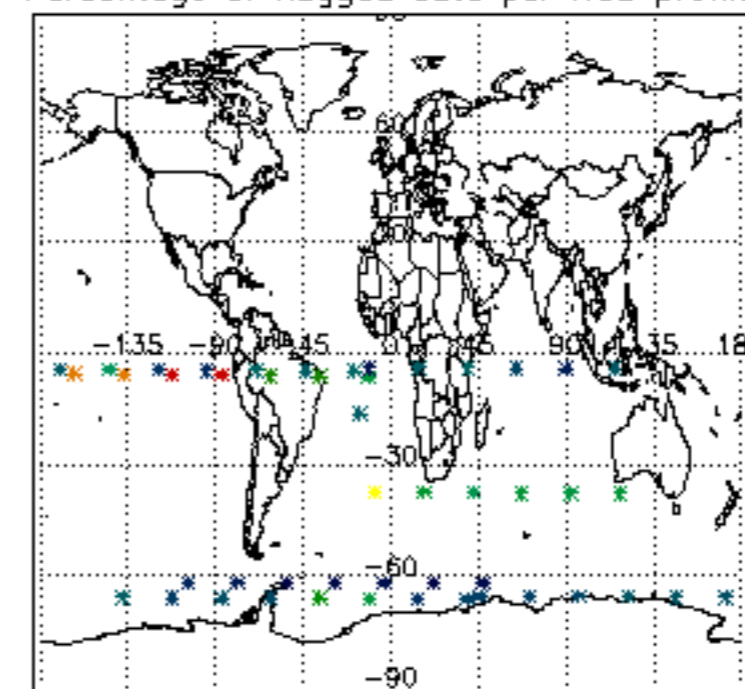
Percentage of flagged data per H2O profile

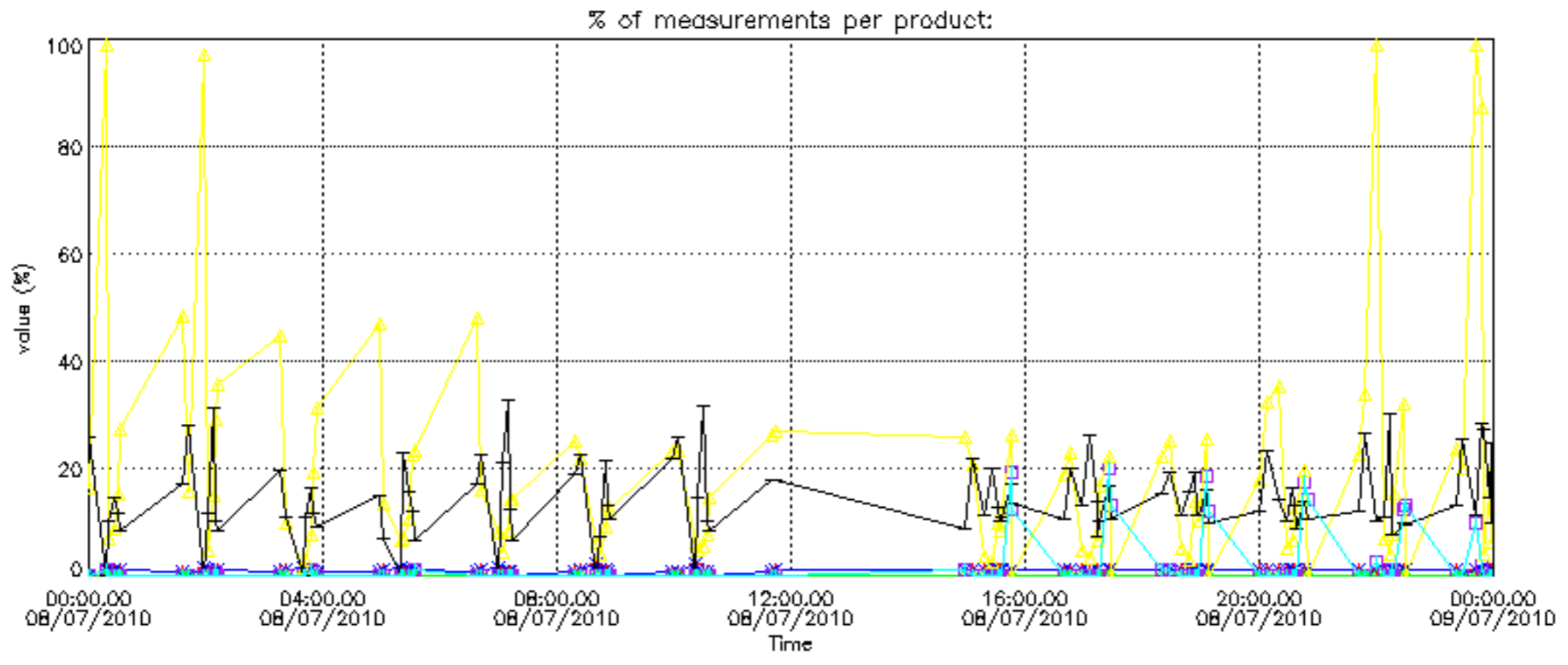


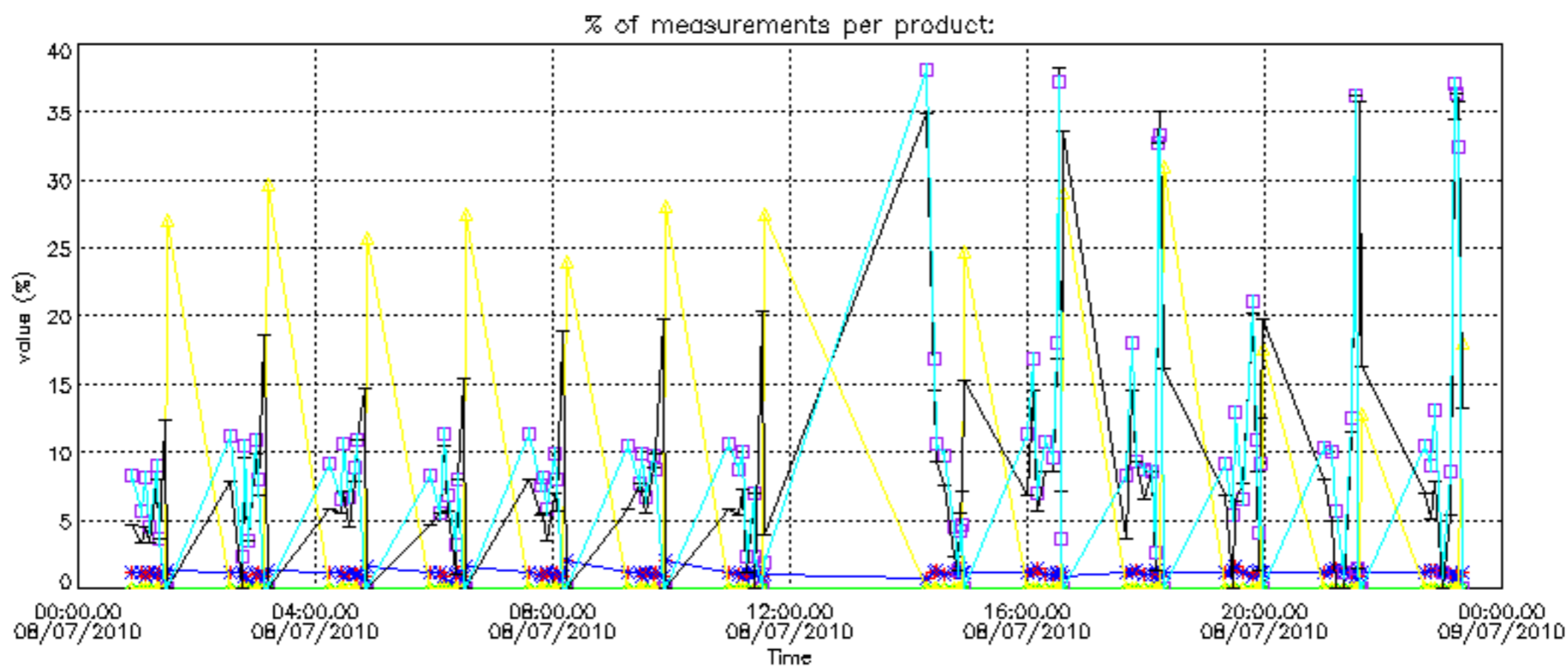
Percentage of flagged data per NO2 profile



Percentage of flagged data per NO3 profile

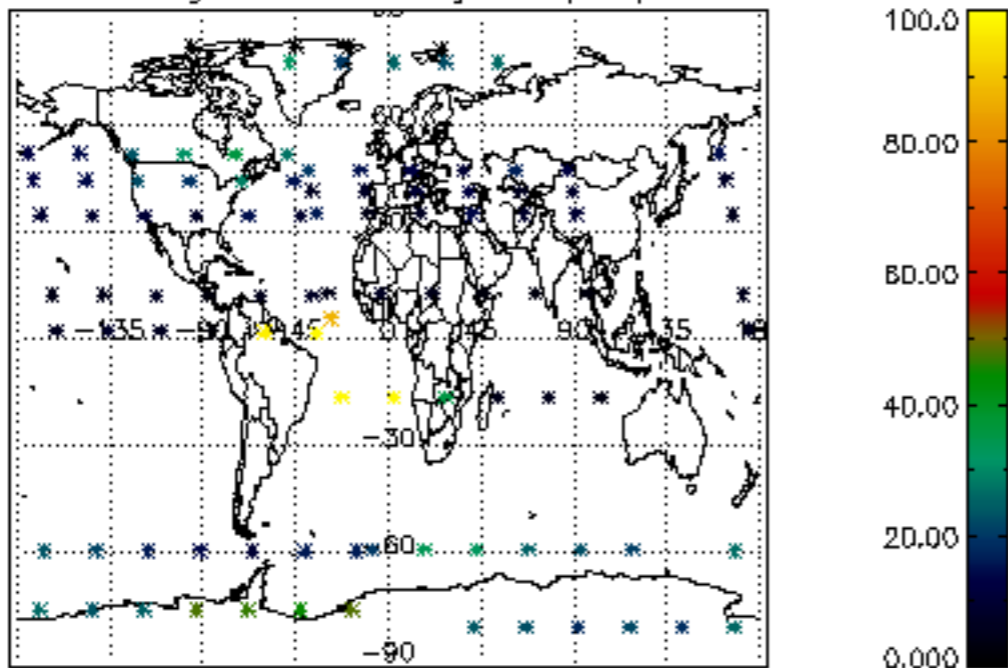




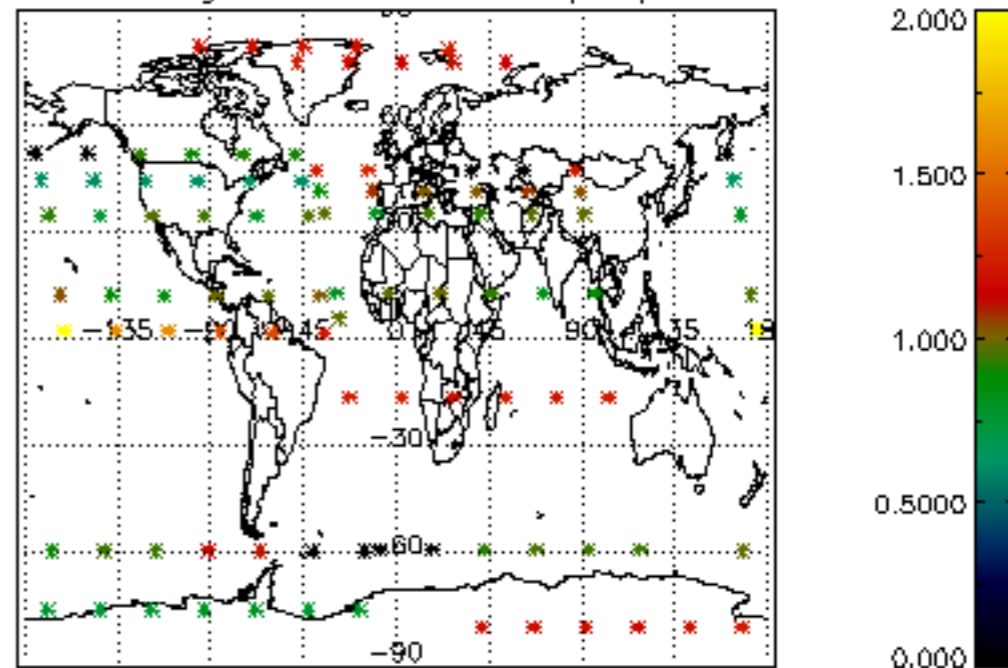




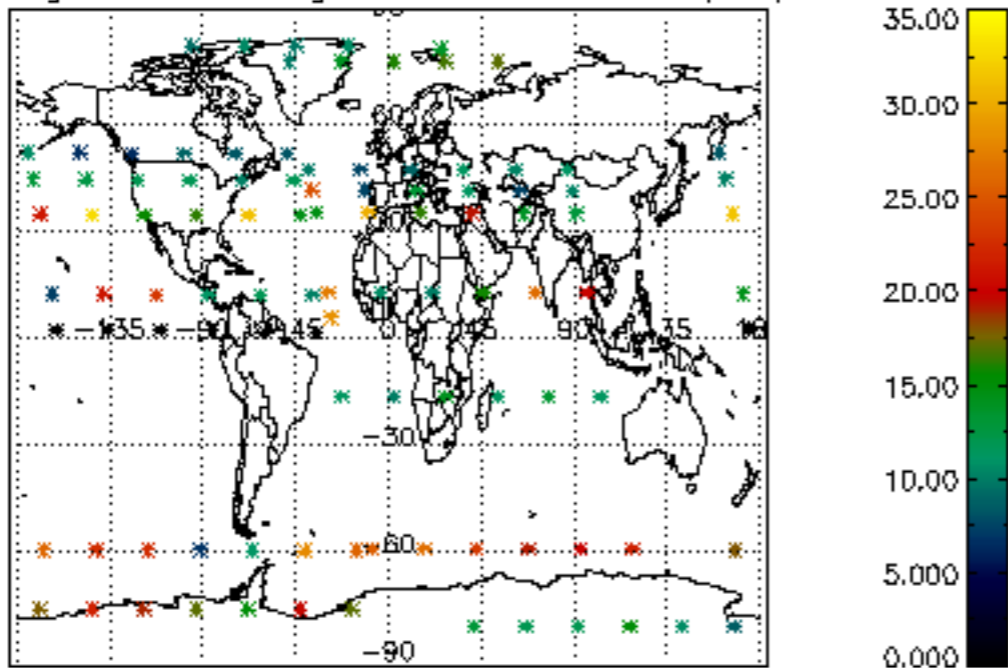
Percentage of cosmic ray hits per profile



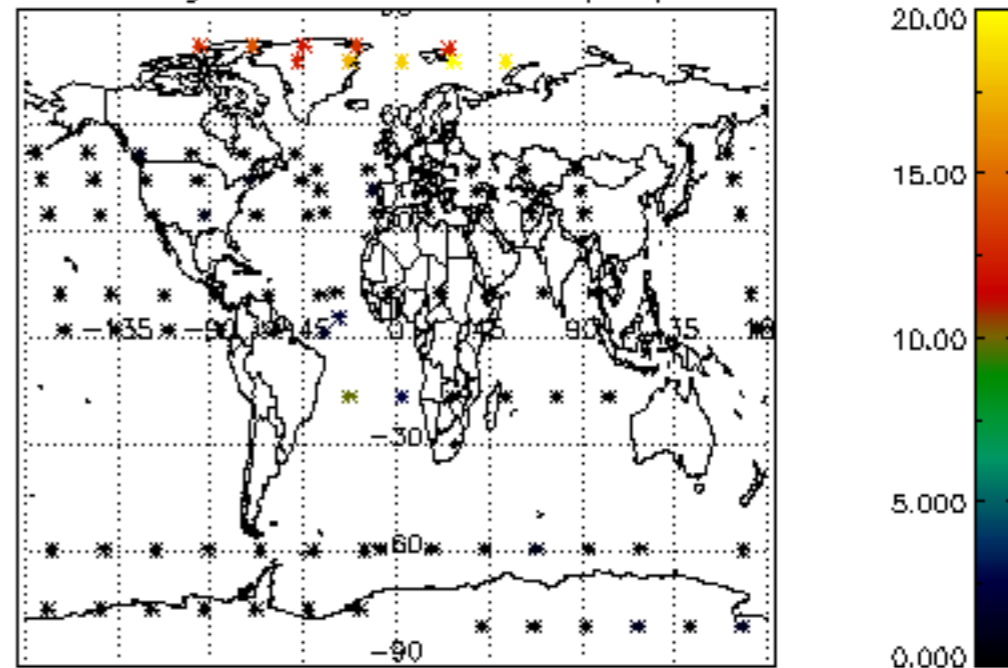
Percentage of datation errors per profile



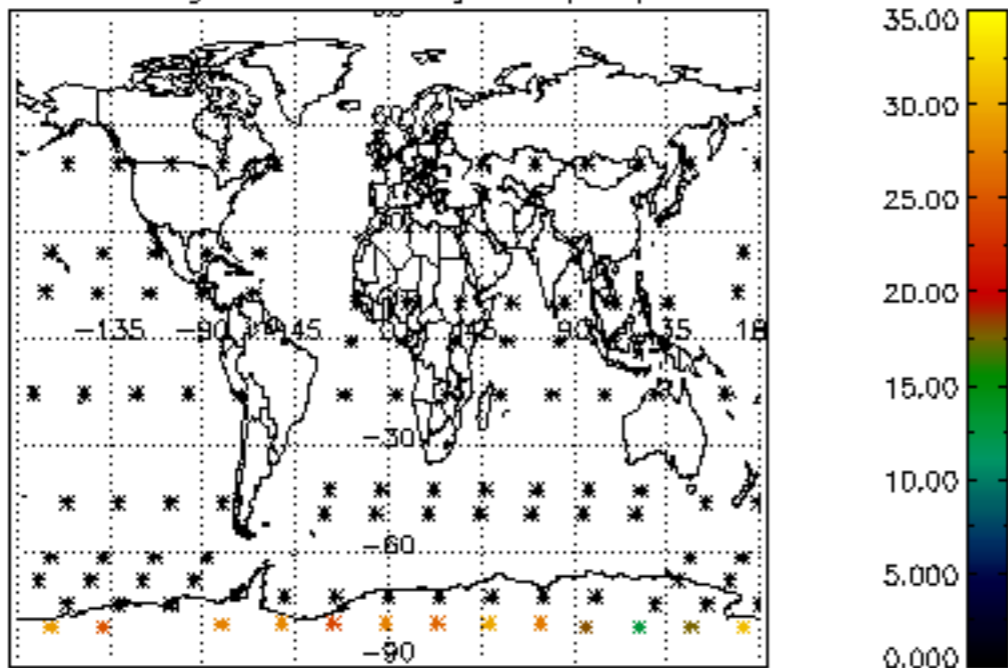
Percentage of star falling outside central band per profile



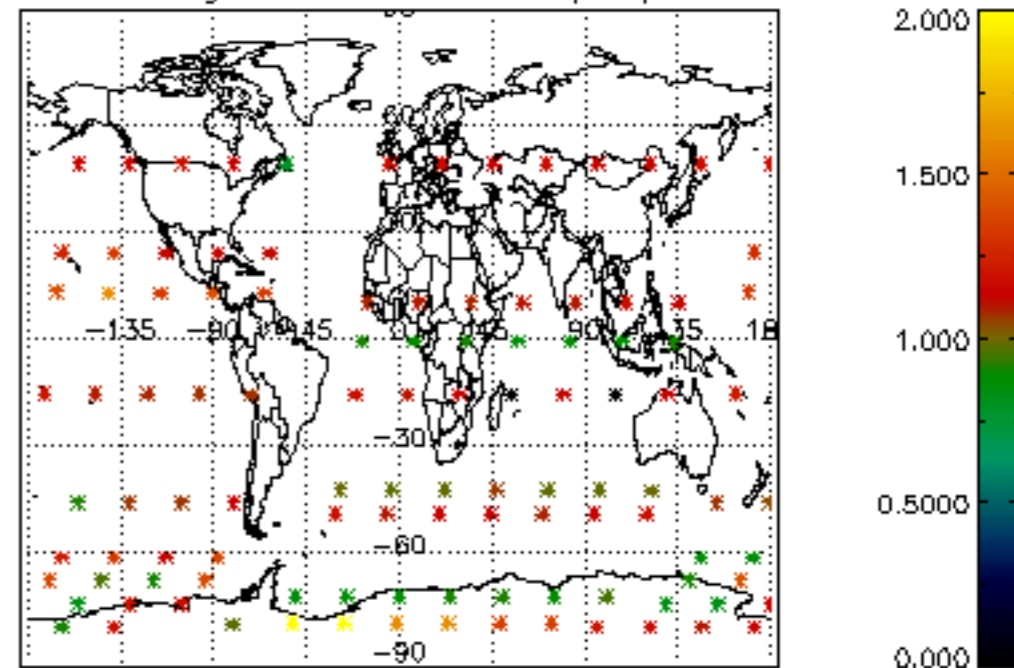
Percentage of saturation errors per profile



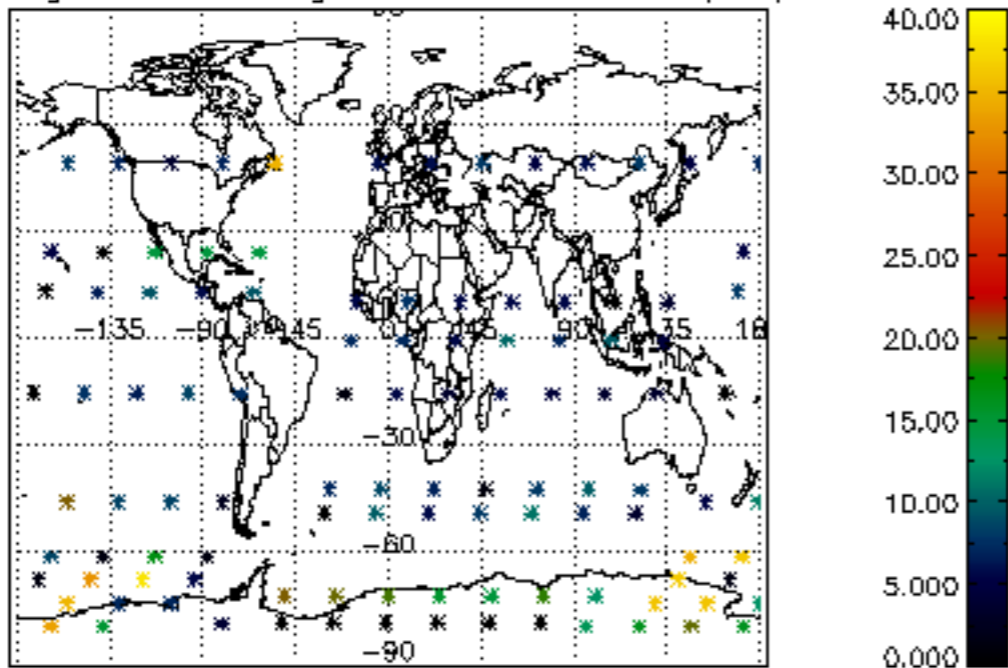
Percentage of cosmic ray hits per profile



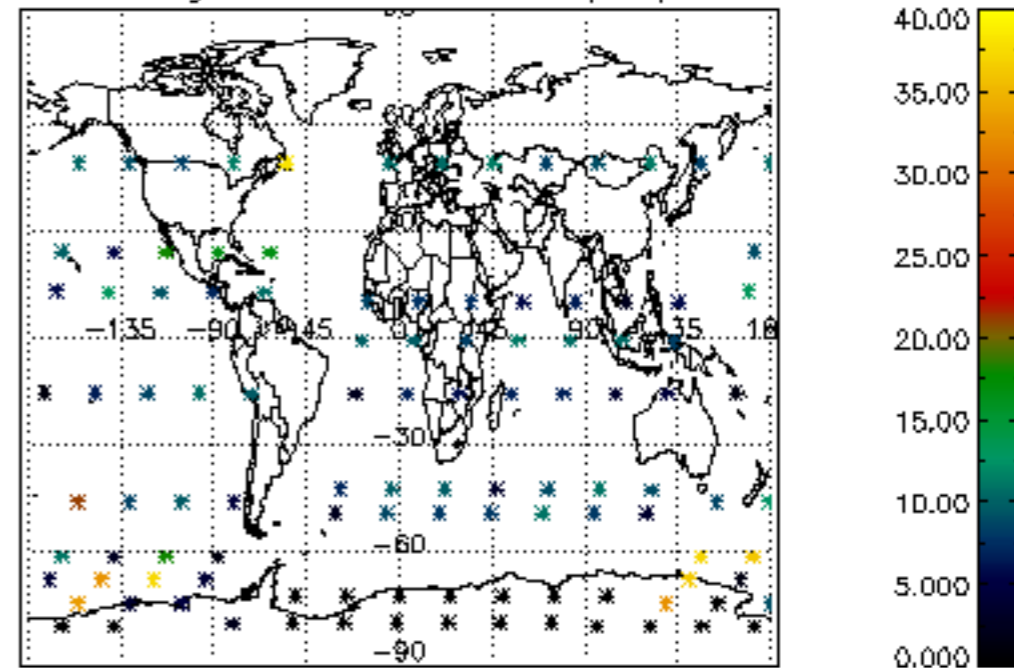
Percentage of datation errors per profile

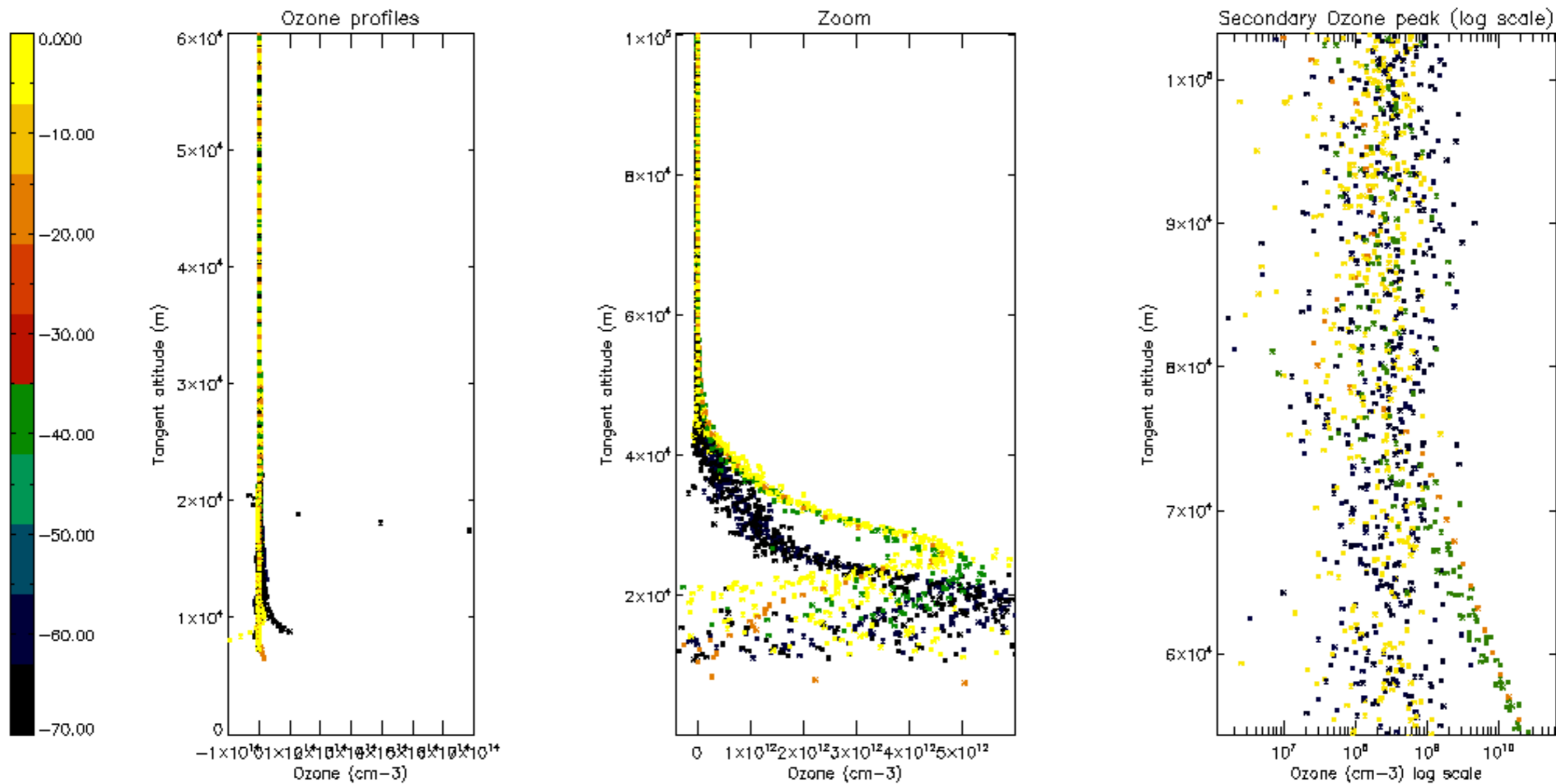


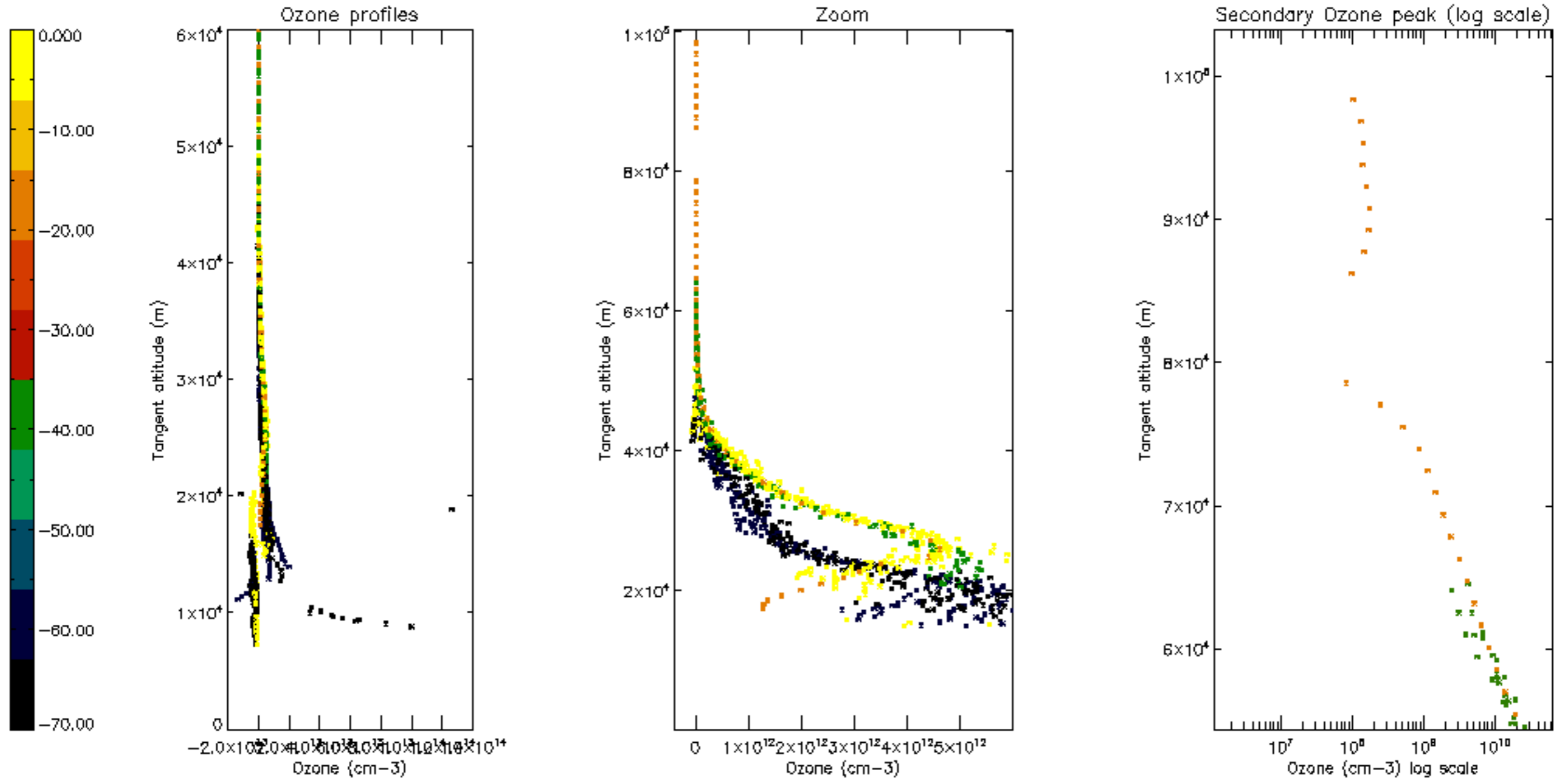
Percentage of star falling outside central band per profile



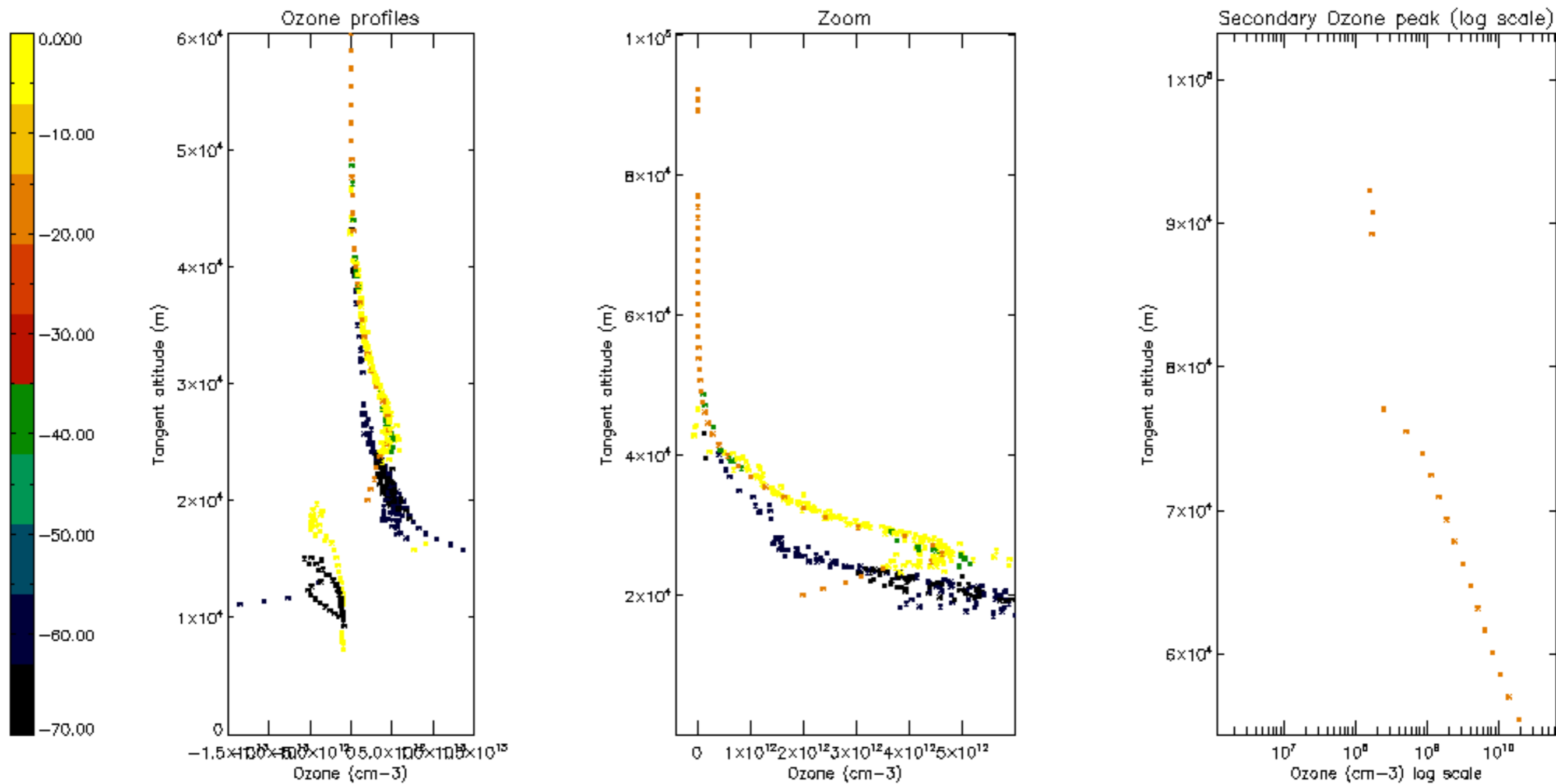
Percentage of saturation errors per profile

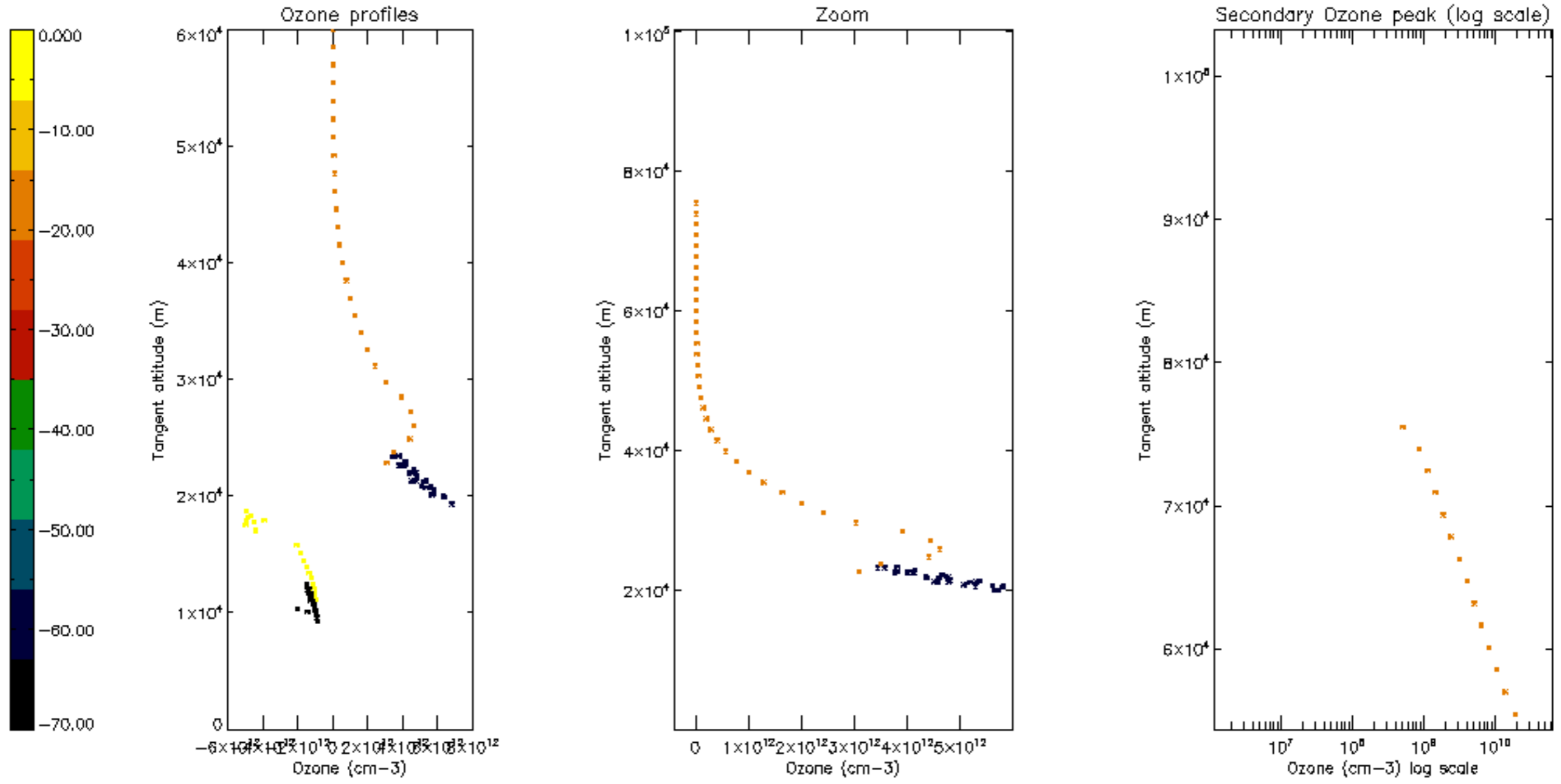


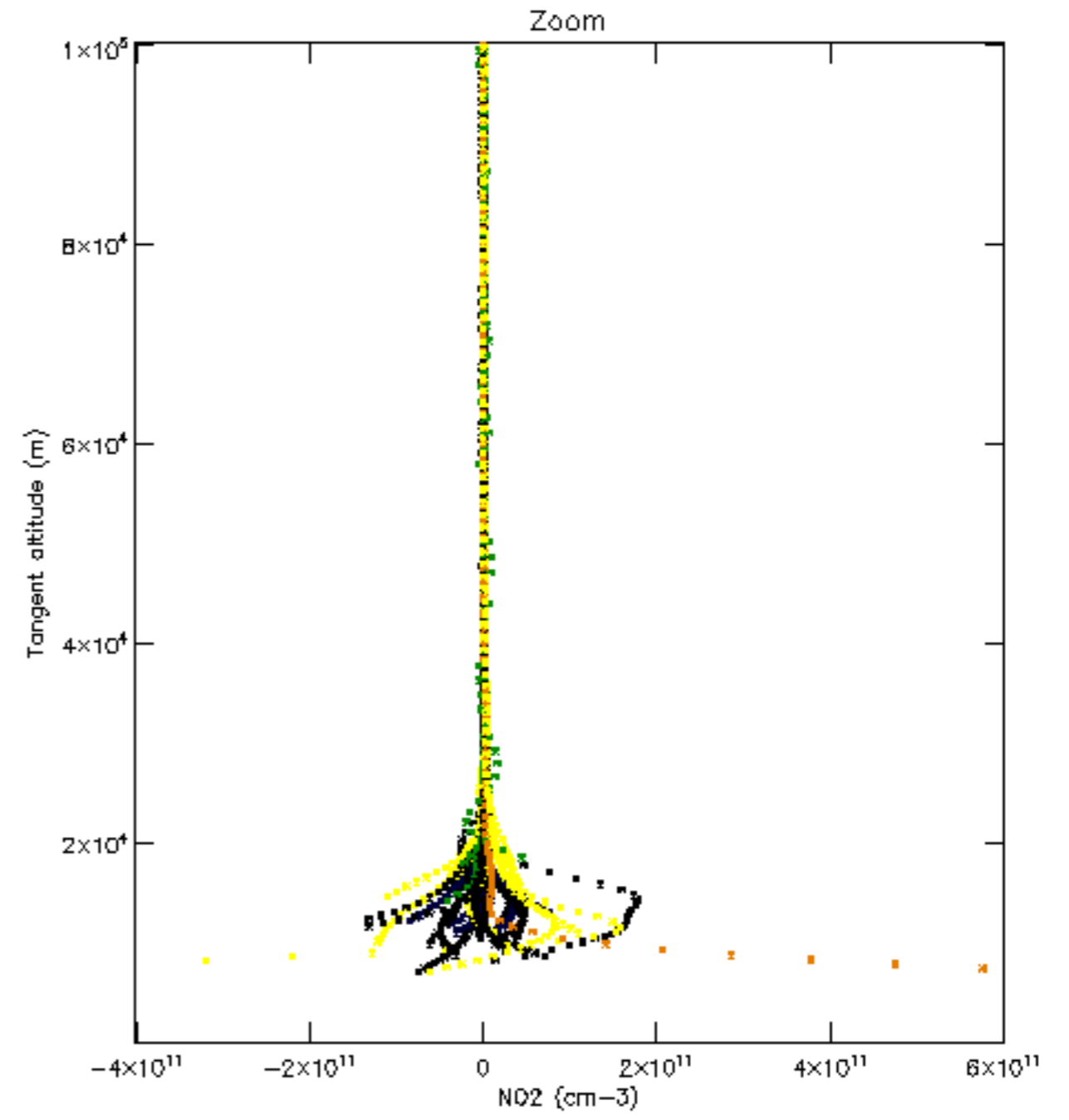
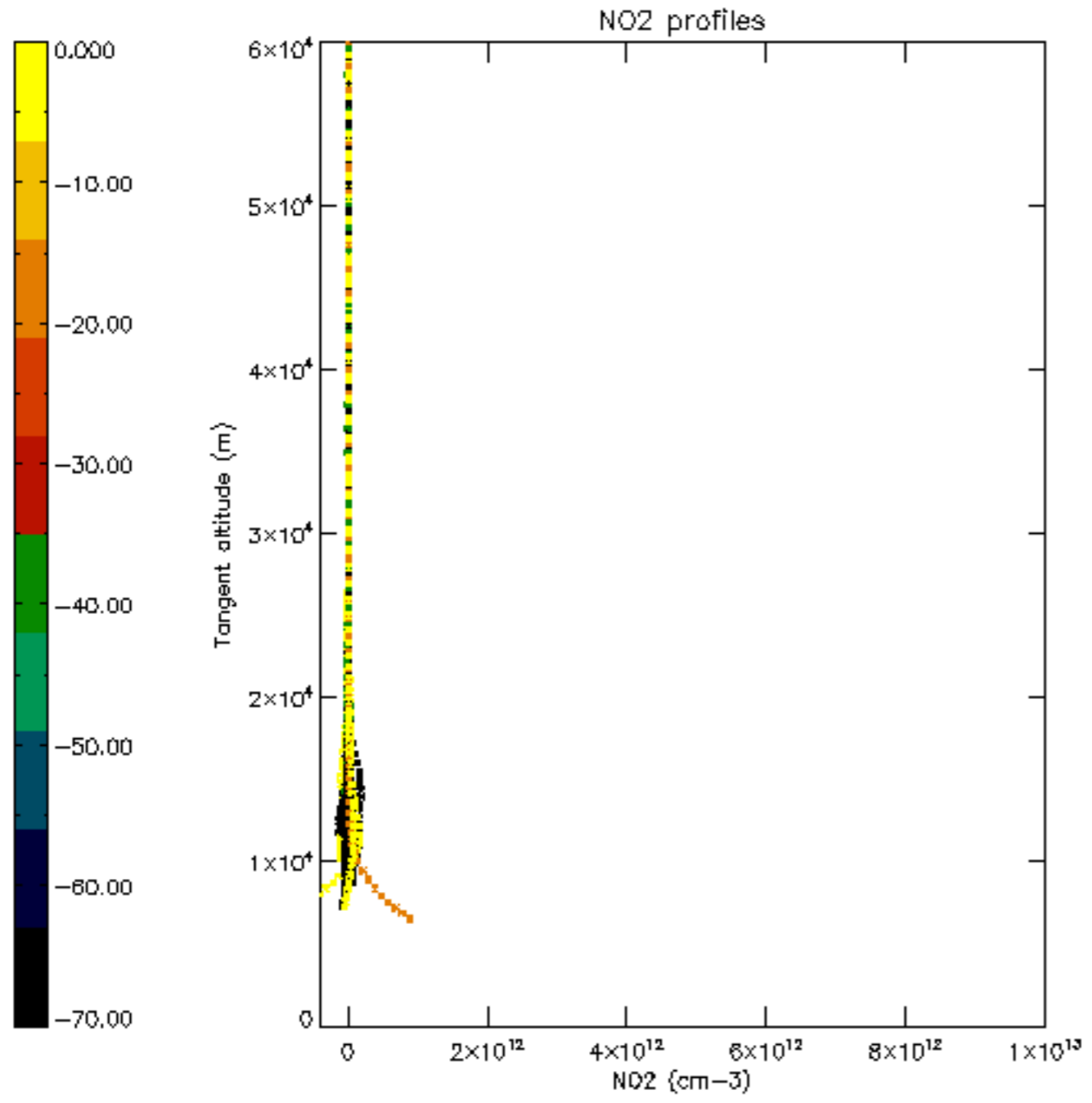


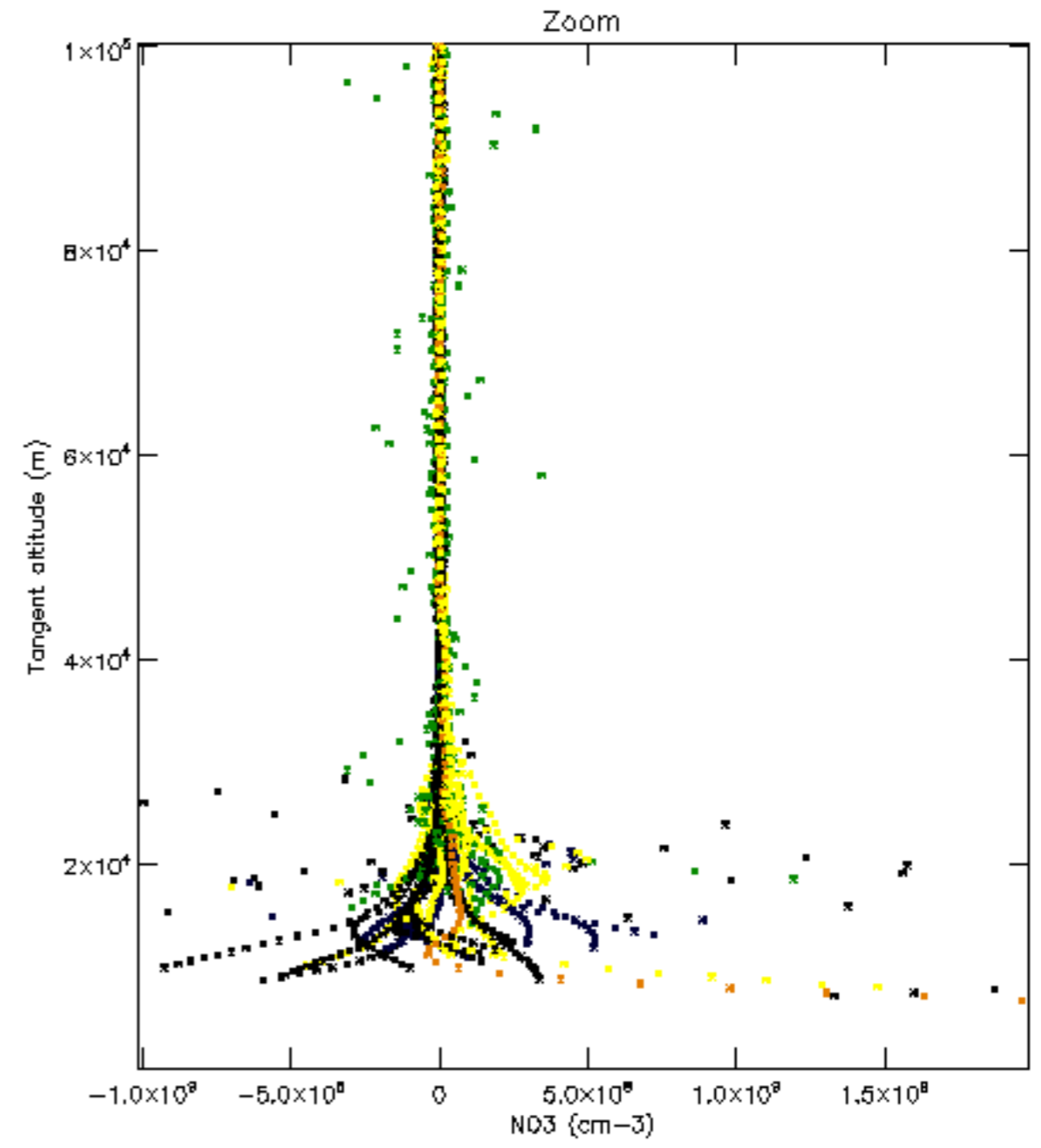
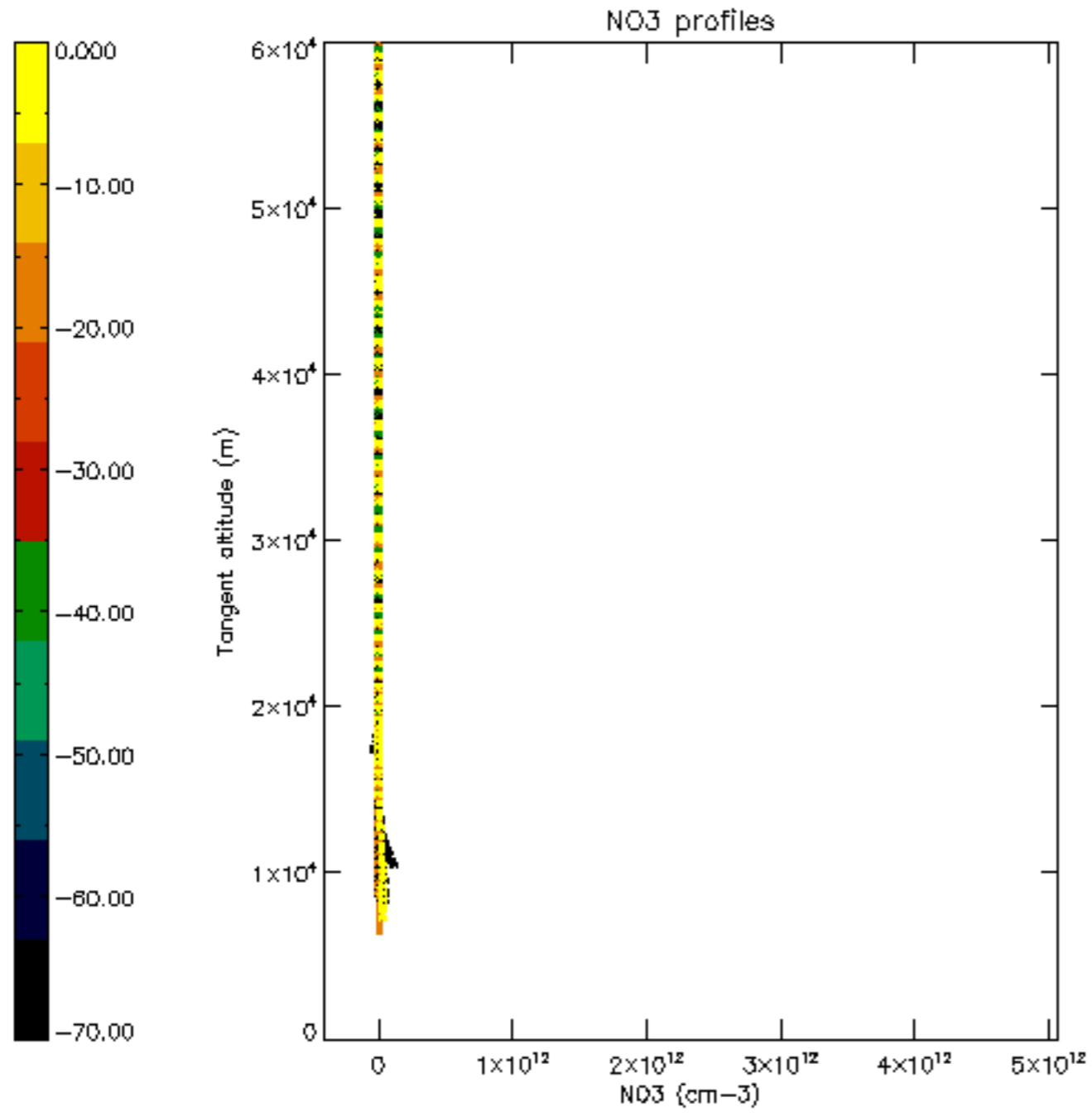




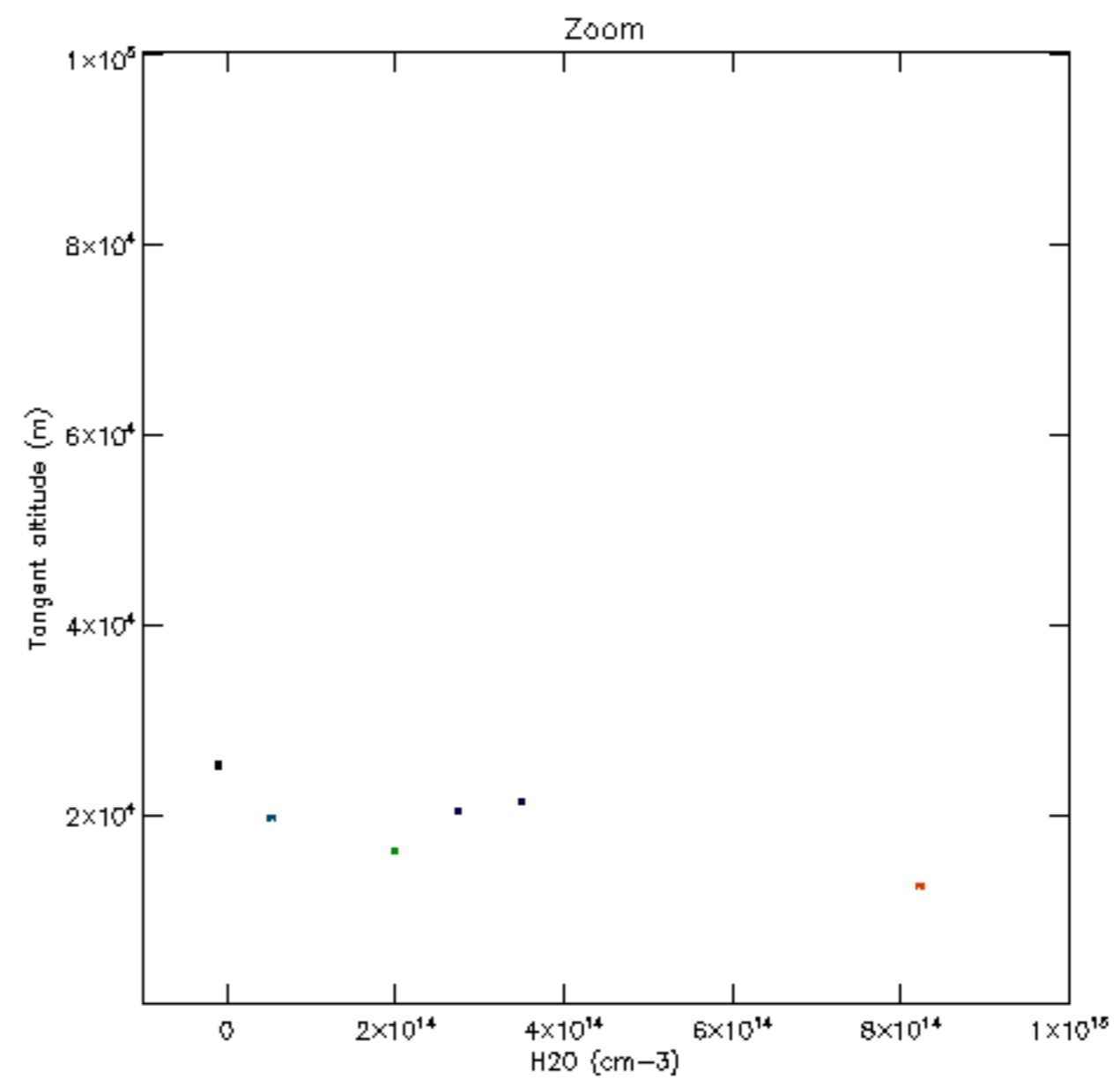
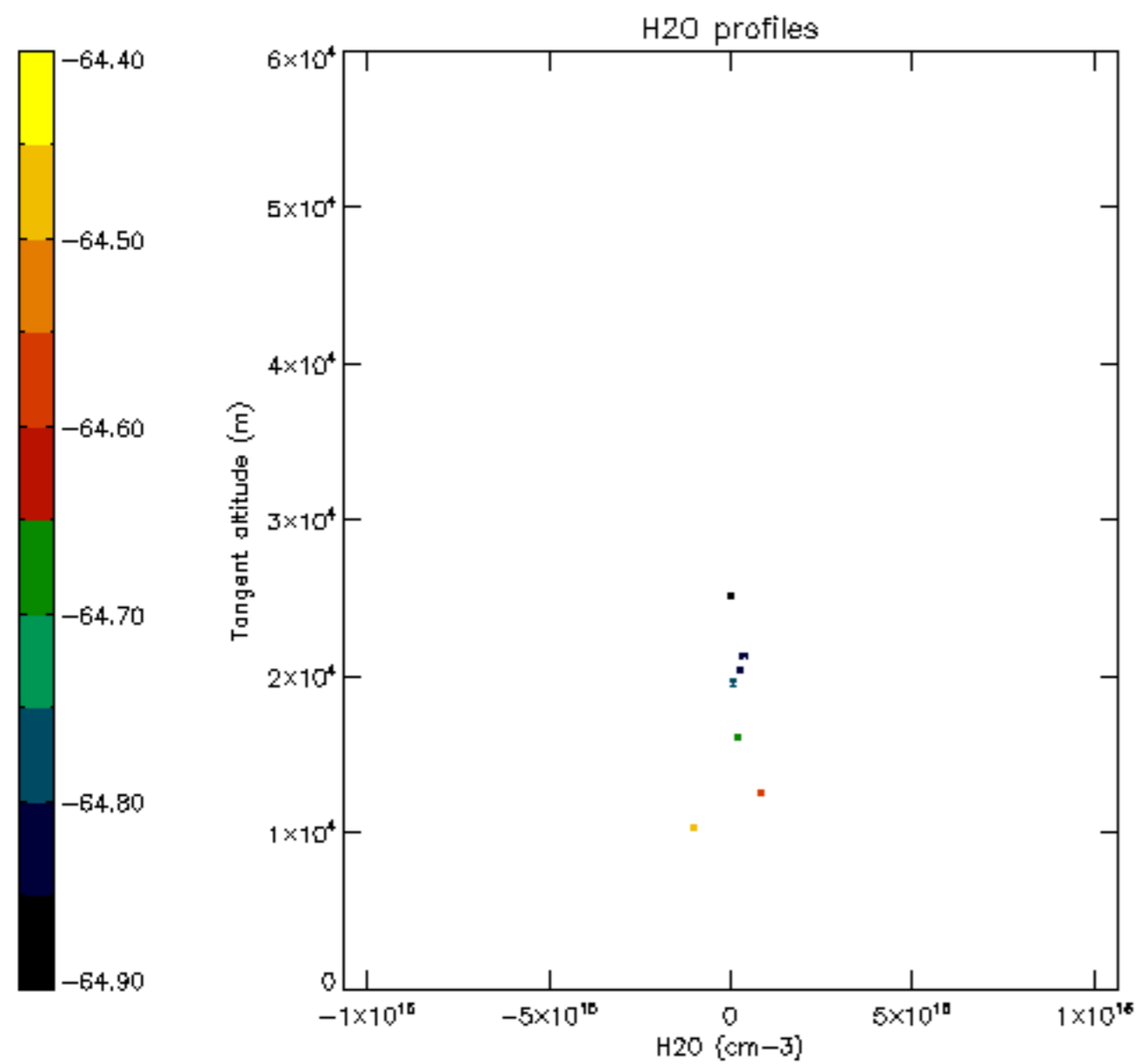


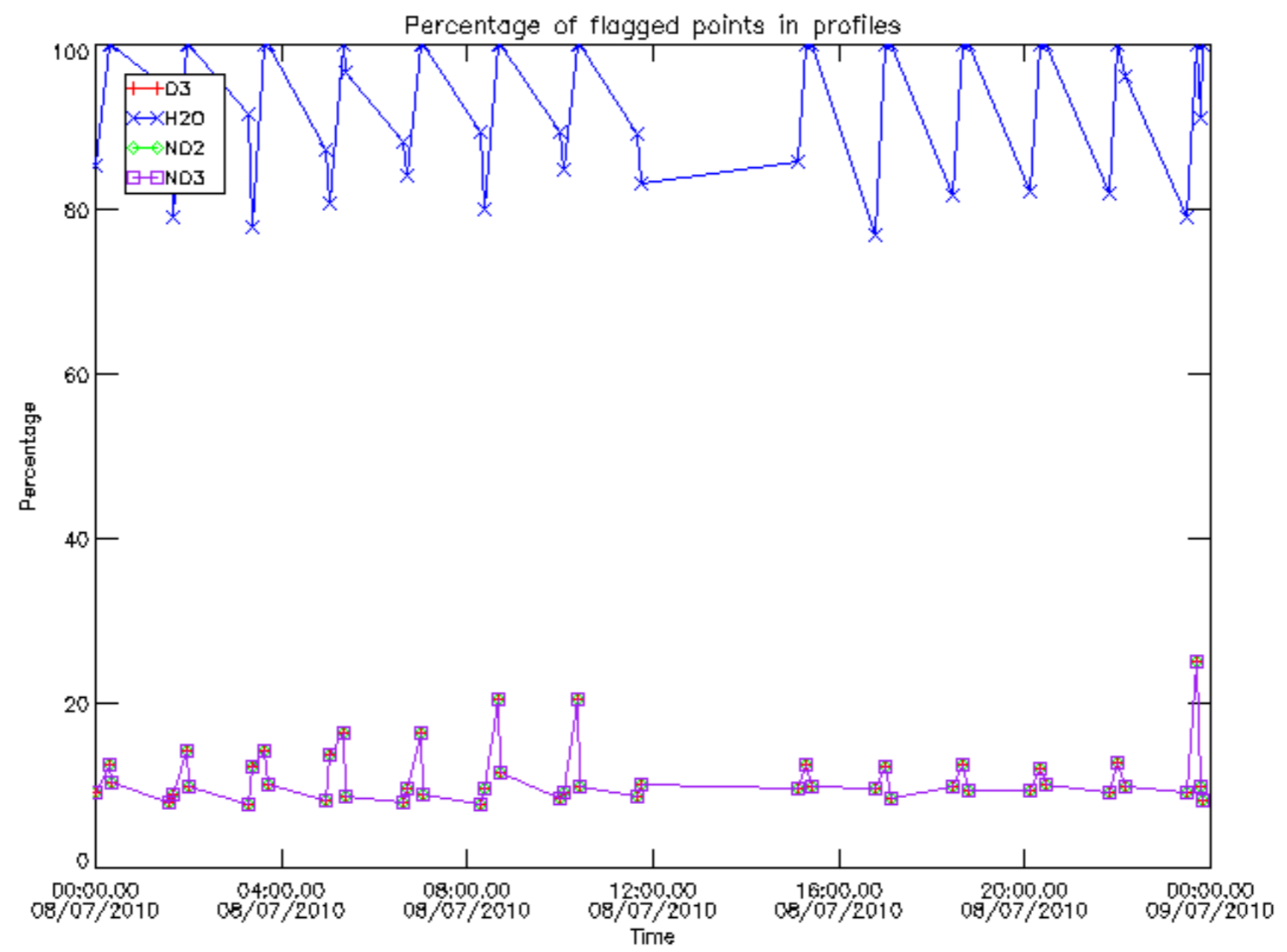




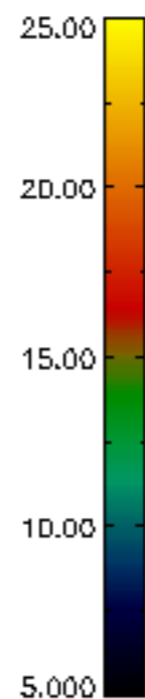
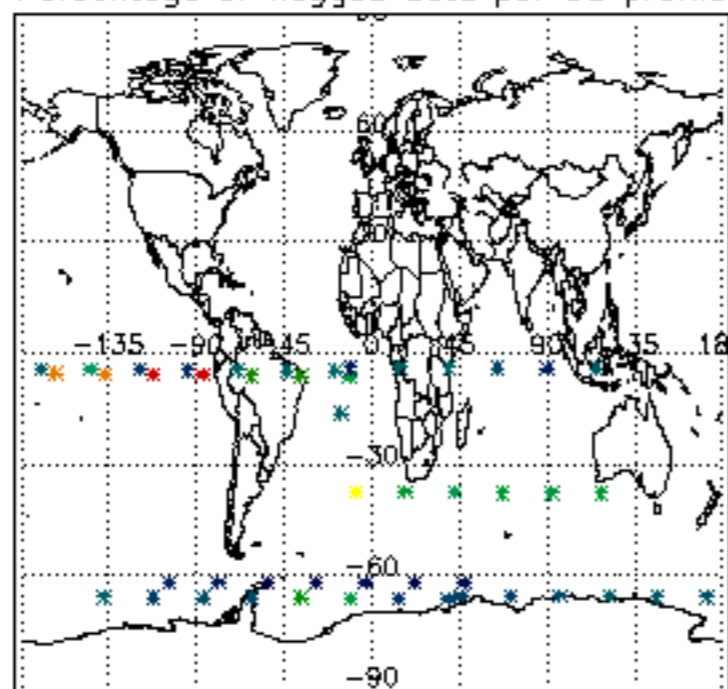




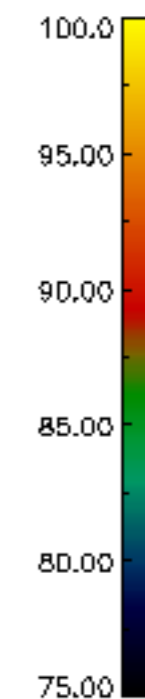
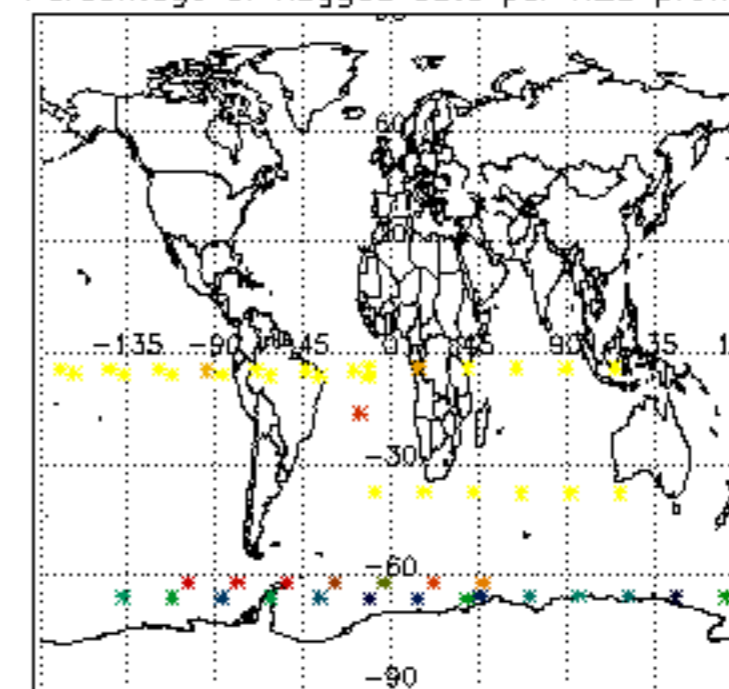




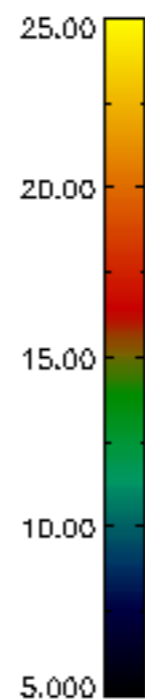
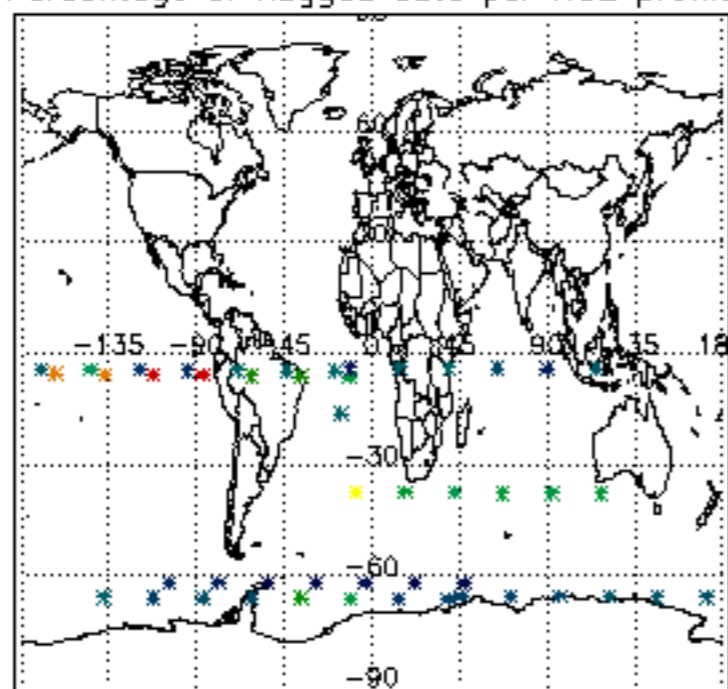
Percentage of flagged data per D3 profile



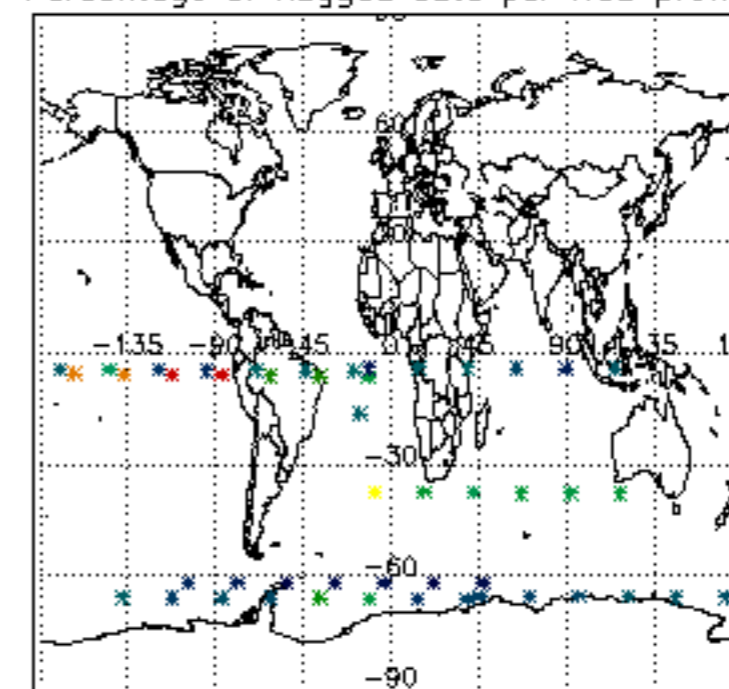
Percentage of flagged data per H2O profile

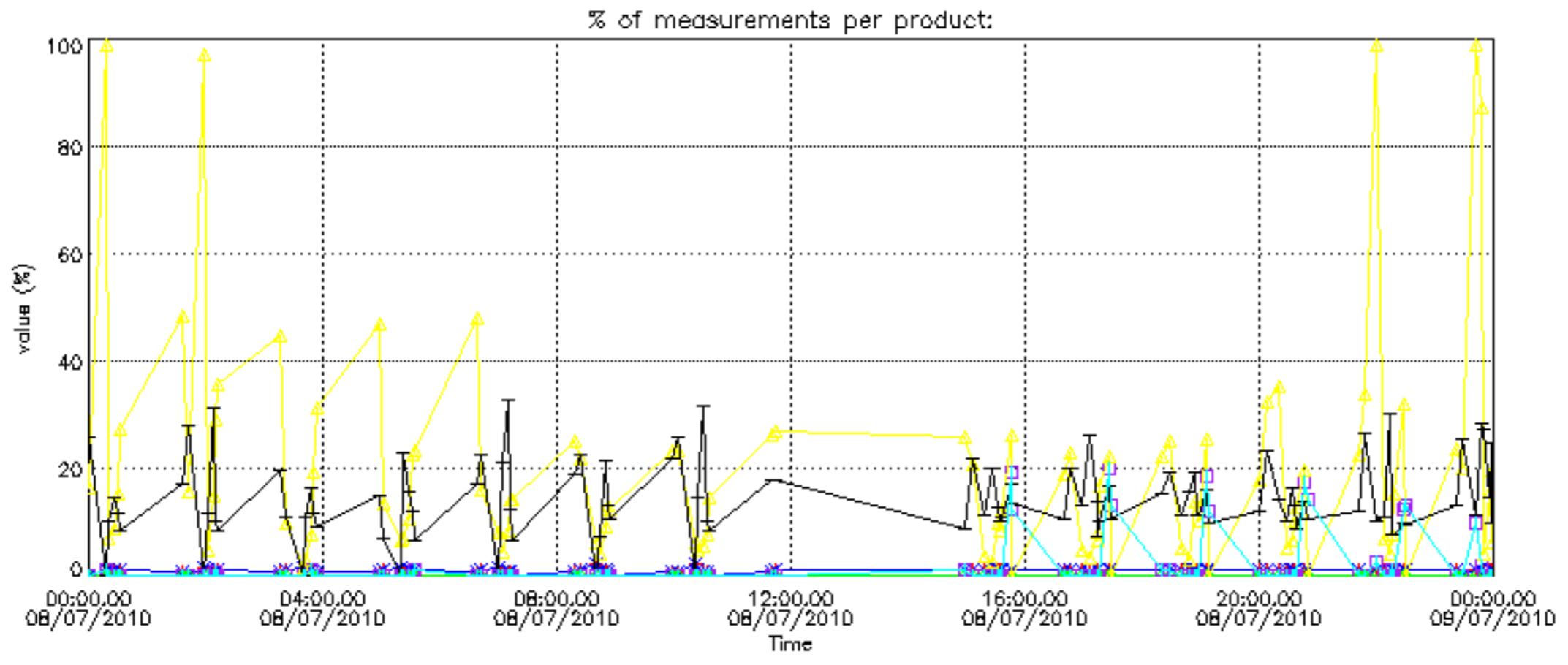


Percentage of flagged data per NO2 profile

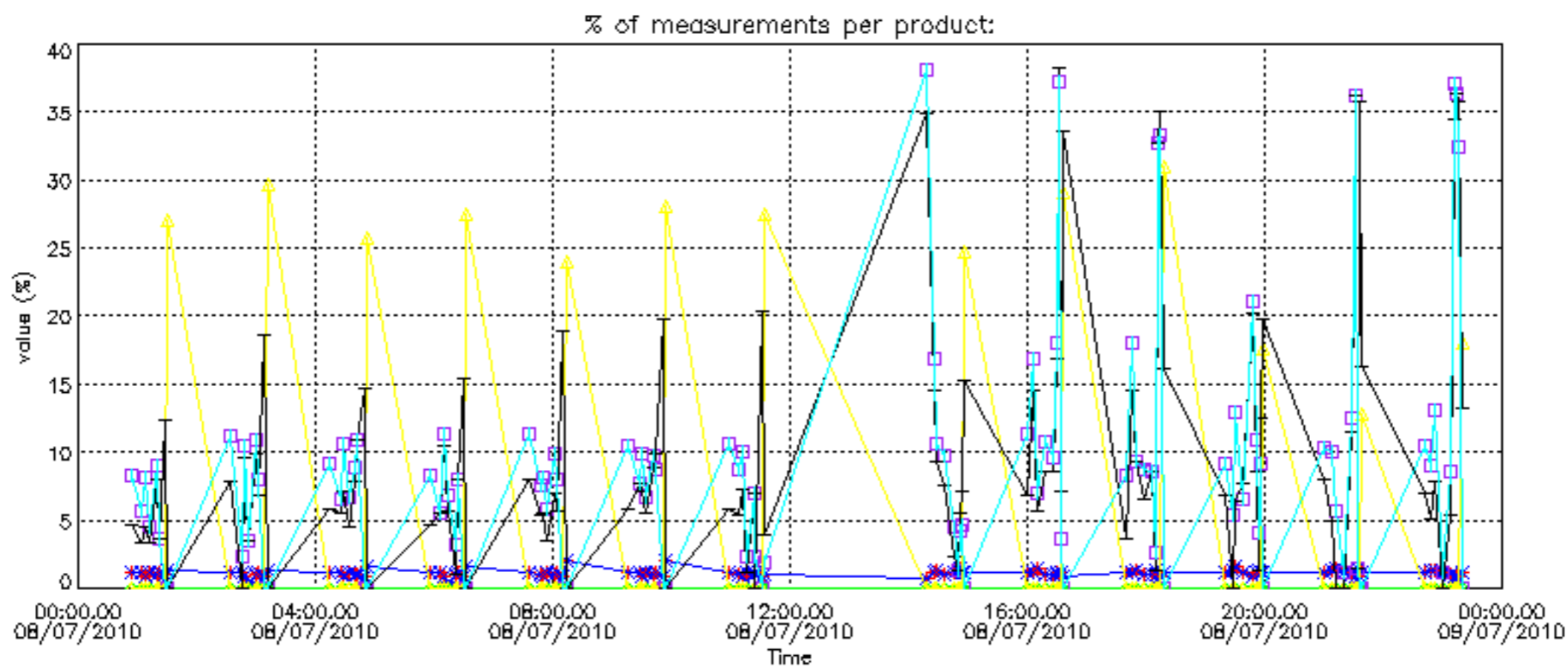


Percentage of flagged data per NO3 profile

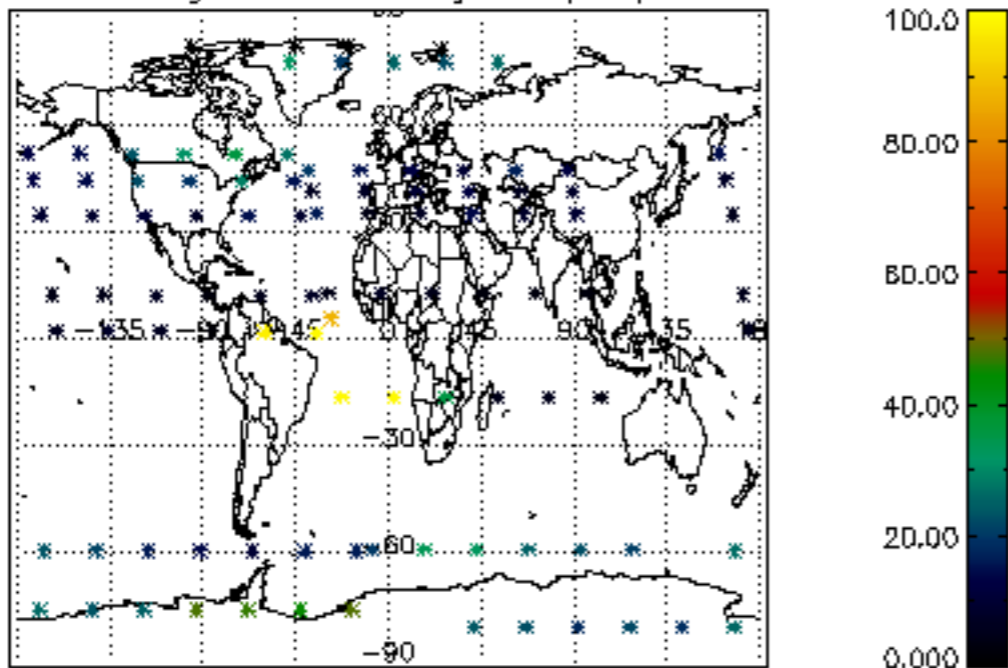




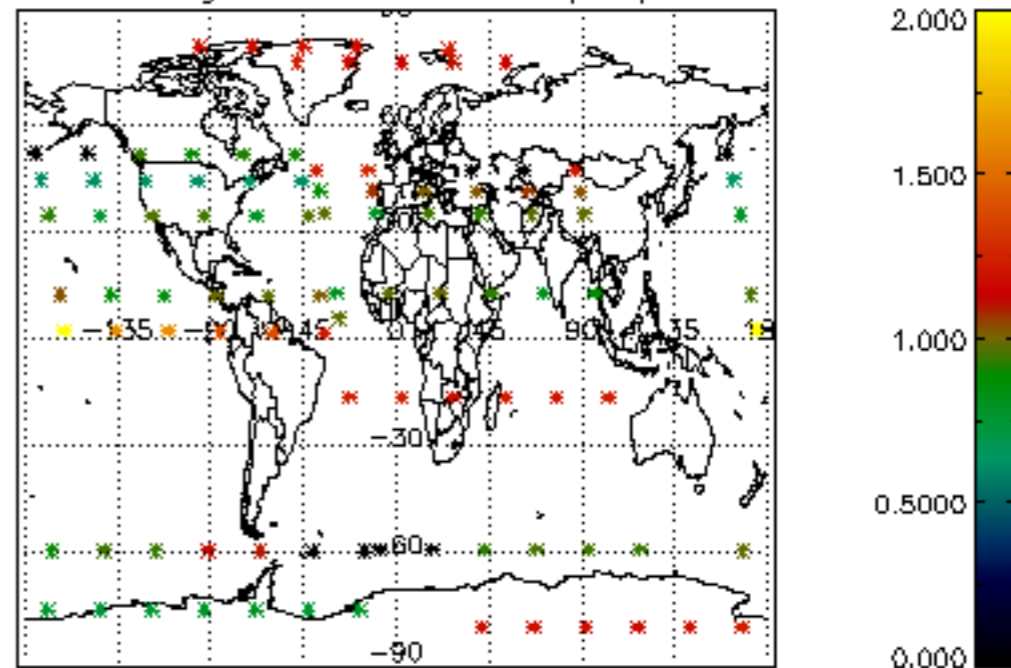




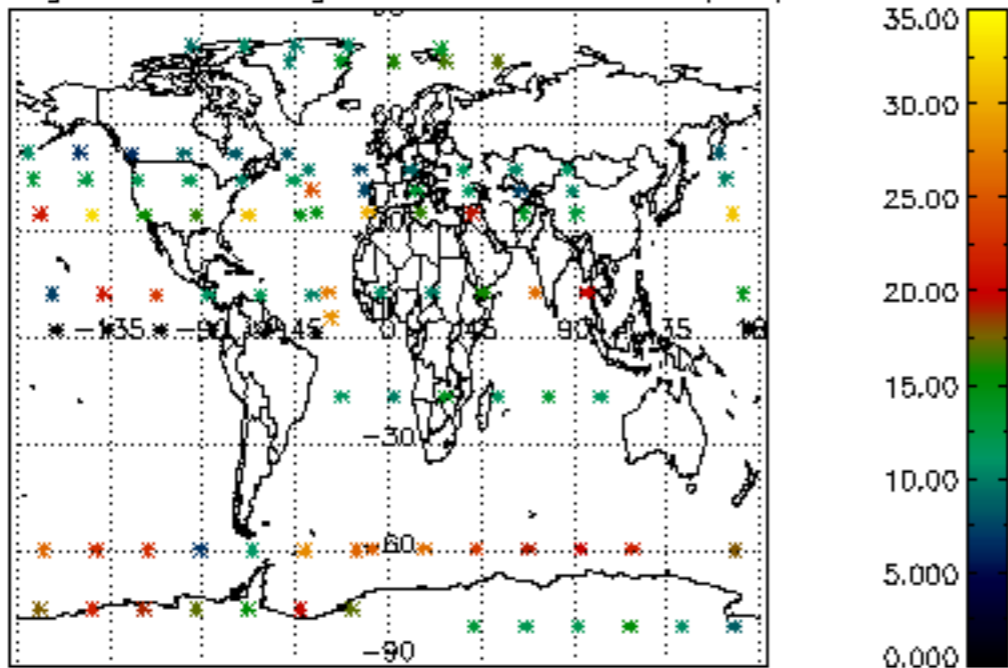
Percentage of cosmic ray hits per profile



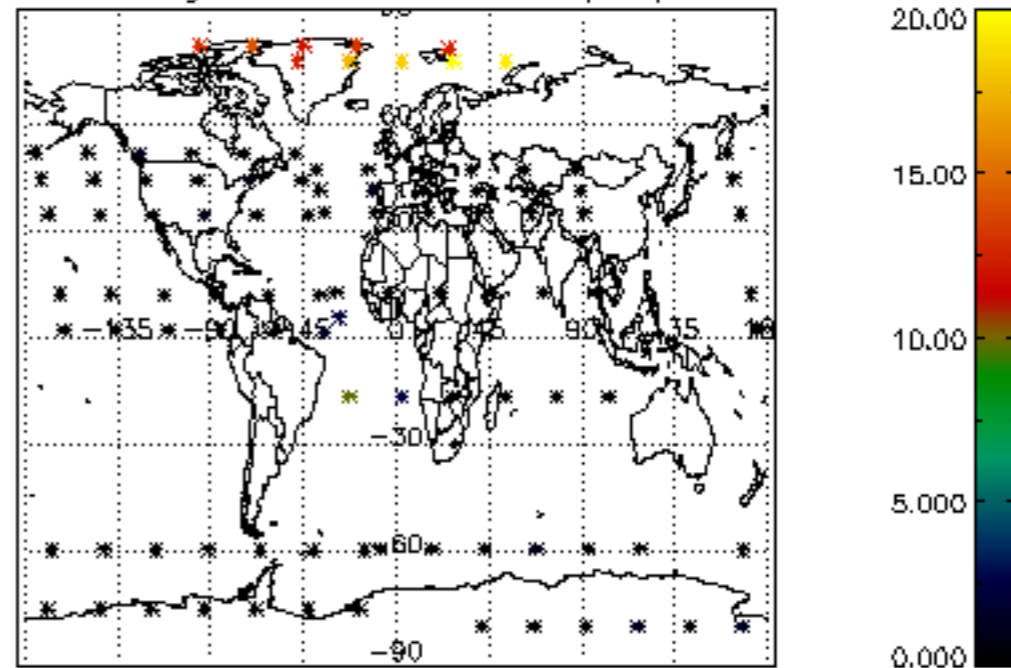
Percentage of datation errors per profile



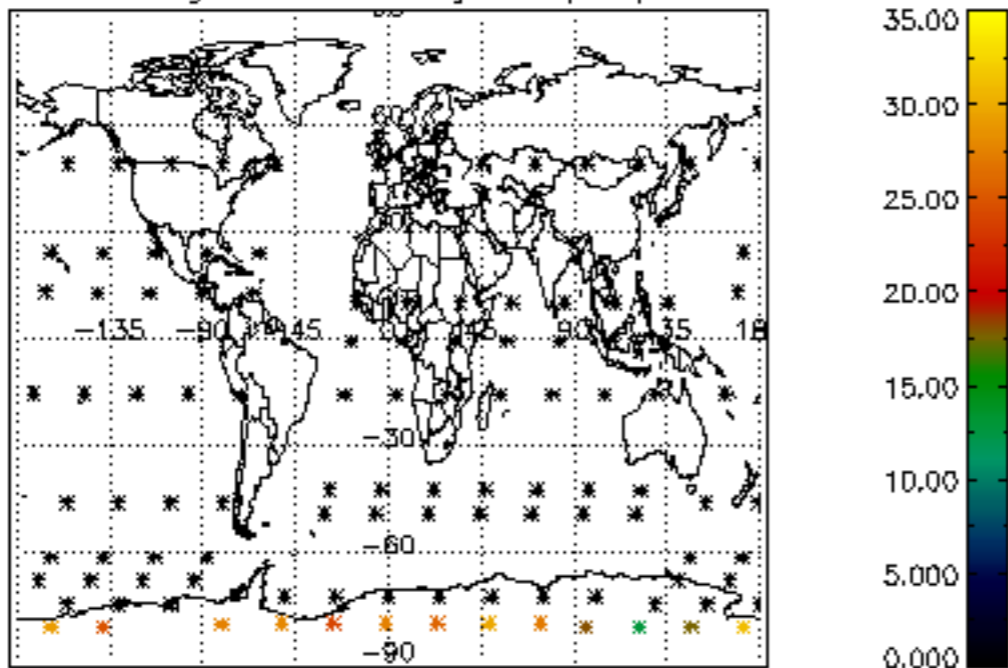
Percentage of star falling outside central band per profile



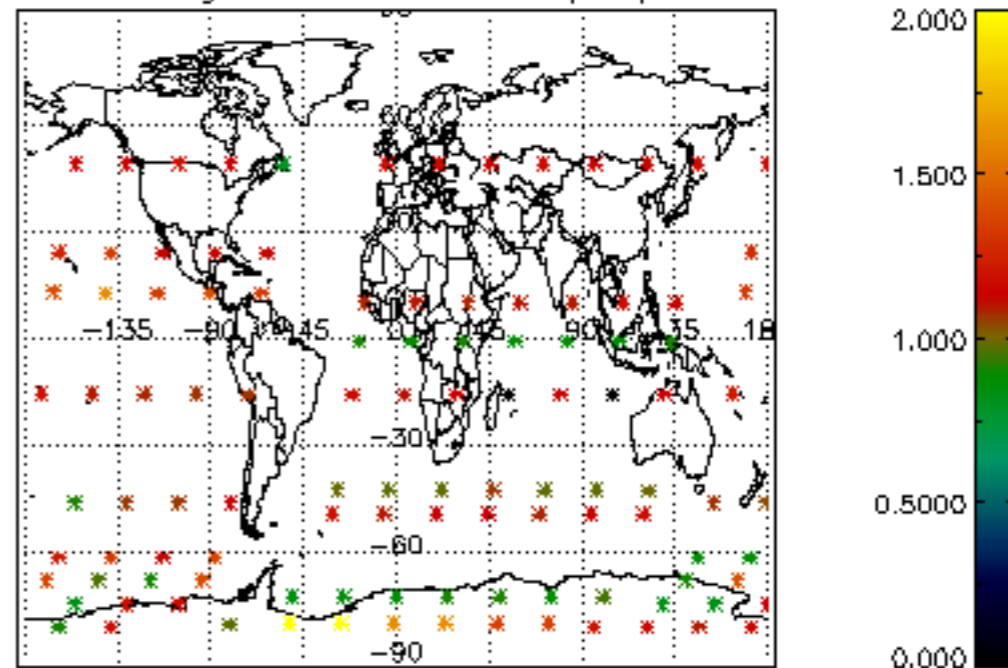
Percentage of saturation errors per profile



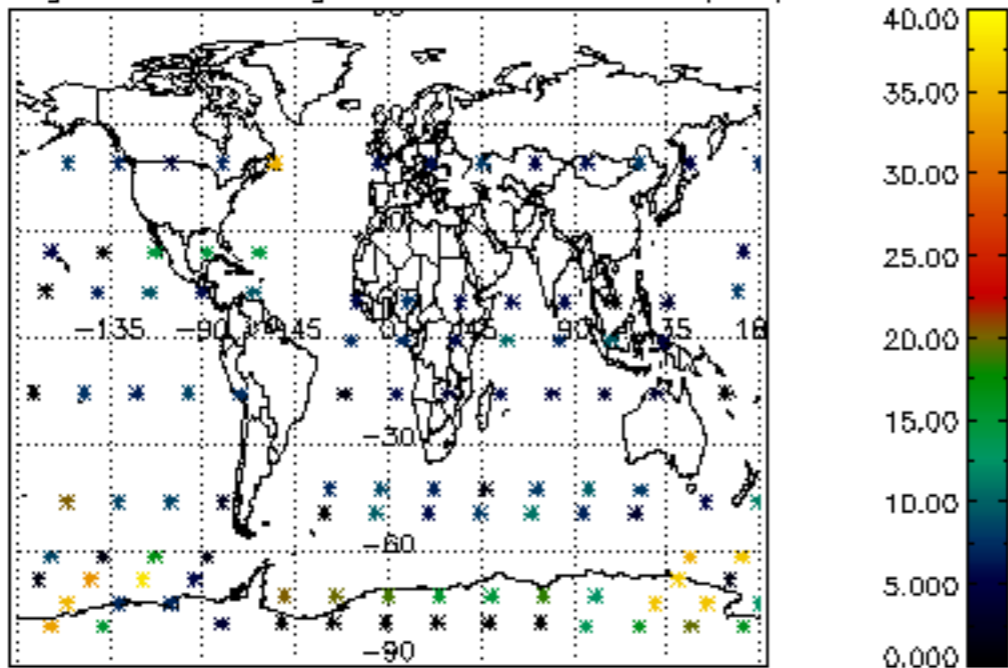
Percentage of cosmic ray hits per profile



Percentage of datation errors per profile



Percentage of star falling outside central band per profile



Percentage of saturation errors per profile

