

GOMOS Level 2 Daily Report

SUMMARY

[1. General Info](#)

[2. Summary of processed GOM_NL_2P products](#)

[3. Level 2 Quality information per product](#)

[3.1 Plot of level 2 quality information per product \(time dependant\)](#)

[3.2 Plot of level 2 quality information per product \(world map\)](#)

[4. Level 1 Quality information per product \(stored on level 2 products\)](#)

[4.1 Plot of level 1 quality information per product \(time dependant\)](#)

[4.1.1 Plot of level 1 quality information per product \(time dependant\): ASCENDING](#)

[4.1.2 Plot of level 1 quality information per product \(time dependant\): DESCENDING](#)

[4.2 Plot of level 1 quality information per product \(world map\)](#)

[4.2.1 Plot of level 1 quality information per product \(world map\): ASCENDING](#)

[4.2.2 Plot of level 1 quality information per product \(world map\): DESCENDING](#)

[5. Ozone profiles based on quality statistics and other trace gas profiles](#)

[5.1 Ozone statistics based on quality of products](#)

[5.2 Plot ozone profiles for all STD \(dark without errors\)](#)

[5.3 Plot ozone profiles where STD < 20% \(dark without errors\)](#)

[5.4. Plot ozone profiles where STD < 10% \(dark without errors\)](#)

[5.5. Plot ozone profiles where STD < 5% \(dark without errors\)](#)

[5.6 Plot NO2 profiles for all STD \(dark without errors\)](#)

[5.7 Plot NO3 profiles for all STD \(dark without errors\)](#)

[5.8 Plot H2O profiles \(only for occultations of stars 1,2,3,4,13,14,16,26,63 dark without errors\) for all STD](#)

[6. Auxiliary Data Files used for the production reported in section 2](#)

This report presents the daily analysis on parameters extracted from GOMOS level 2 data (GOM_NL__2P). It is intended to monitor some important parameters that will impact the quality of these products. A list of level 2 products (and content) that have arrived during the reporting day to the PCF is also given.

Item	Value
Time of report generation	29APR2013 12:43:42
Data source version	GOMOS/6.01
Start time of products	06-07-2010 (06JUL2010 00:00:00)
Stop time of products	07-07-2010 (07JUL2010 00:00:00)
Store outputs in DB	Yes
Nb of level 2 prods	158
Nb of prods with errors	0

2. Summary of processed GOM_NL__2P products.

Nr	Filename	UTC Start time	Limb	Duration	Star Id	Star Name	Star Mag	Star Temp	Nb Meas	Orbit	Prod. error
1	GOM_NL__2PRFIN20100706_000452_000000402091_00002_43643_8391.N1	06-JUL-2010 00:04:52	Bright	40.000	155	41Pi Sgr	2.9000	6600.0	80	43643	No
2	GOM_NL__2PRFIN20100706_001635_000000452091_00002_43643_8392.N1	06-JUL-2010 00:16:35	Bright	45.000	168	17Zet Aql	2.9860	11000.	90	43643	No
3	GOM_NL__2PRFIN20100706_002337_000000392091_00002_43643_8393.N1	06-JUL-2010 00:23:37	Bright	39.000	5	3Alp Lyr	0.033000	11000.	78	43643	No
4	GOM_NL__2PRFIN20100706_002743_000000482091_00002_43643_8394.N1	06-JUL-2010 00:27:43	Bright	47.500	144	18Del Cyg	2.8600	11000.	95	43643	No
5	GOM_NL__2PRFIN20100706_003057_000000582091_00002_43643_8395.N1	06-JUL-2010 00:30:57	Bright	58.000	19	50Alp Cyg	1.2460	10500.	116	43643	No
6	GOM_NL__2PRFIN20100706_003454_000000442091_00002_43643_8396.N1	06-JUL-2010 00:34:54	Bright	43.500	89	5Alp Cep	2.4510	8000.0	87	43643	No
7	GOM_NL__2PRFIN20100706_004222_000000522091_00002_43643_8397.N1	06-JUL-2010 00:42:22	Bright	51.500	74	11Bet Cas	2.2680	6600.0	103	43643	No
8	GOM_NL__2PRFIN20100706_004410_000000492091_00002_43643_8398.N1	06-JUL-2010 00:44:10	Bright	49.000	110	37Del Cas	2.6780	8900.0	98	43643	No
9	GOM_NL__2PRFIN20100706_005056_000000532091_00002_43643_8399.N1	06-JUL-2010 00:50:56	Bright	52.500	73	57Gam1And	2.2600	13100.	105	43643	No
10	GOM_NL__2PRFIN20100706_005334_000000822091_00002_43643_8400.N1	06-JUL-2010 00:53:34	Twilight	81.500	53	43Bet And	2.0480	3300.0	163	43643	No
11	GOM_NL__2PRFIN20100706_005819_000000692091_00002_43643_8401.N1	06-JUL-2010 00:58:19	Dark	68.500	50	13Alp Ari	2.0070	4250.0	137	43643	No
12	GOM_NL__2PRFIN20100706_081211_000000542091_00007_43648_8522.N1	06-JUL-2010 08:12:11	Straylight	53.500	63	Bet Gru	2.1500	2800.0	107	43648	No
13	GOM_NL__2PRFIN20100706_081439_000000852091_00007_43648_8523.N1	06-JUL-2010 08:14:39	Straylight	85.000	18	24Alp PsA	1.1660	9700.0	170	43648	No
14	GOM_NL__2PRFIN20100706_081705_000000562091_00007_43648_8524.N1	06-JUL-2010 08:17:05	Straylight	55.500	172	Gam Gru	3.0030	13100.	111	43648	No
15	GOM_NL__2PRFIN20100706_083933_000000442091_00007_43648_8525.N1	06-JUL-2010 08:39:33	Bright	44.000	168	17Zet Aql	2.9860	11000.	88	43648	No
16	GOM_NL__2PRFIN20100706_084635_000000412091_00007_43648_8526.N1	06-JUL-2010 08:46:35	Bright	40.500	5	3Alp Lyr	0.033000	11000.	81	43648	No
17	GOM_NL__2PRFIN20100706_085039_000000472091_00007_43648_8527.N1	06-JUL-2010 08:50:39	Bright	46.500	144	18Del Cyg	2.8600	11000.	93	43648	No
18	GOM_NL__2PRFIN20100706_085352_000000562091_00007_43648_8528.N1	06-JUL-2010 08:53:52	Bright	56.000	19	50Alp Cyg	1.2460	10500.	112	43648	No
19	GOM_NL__2PRFIN20100706_085750_000000432091_00007_43648_8529.N1	06-JUL-2010 08:57:50	Bright	43.000	89	5Alp Cep	2.4510	8000.0	86	43648	No
20	GOM_NL__2PRFIN20100706_090520_000000502091_00007_43648_8530.N1	06-JUL-2010 09:05:20	Bright	49.500	74	11Bet Cas	2.2680	6600.0	99	43648	No
21	GOM_NL__2PRFIN20100706_090709_000000432091_00007_43648_8531.N1	06-JUL-2010 09:07:09	Bright	42.500	110	37Del Cas	2.6780	8900.0	85	43648	No
22	GOM_NL__2PRFIN20100706_091356_000000542091_00007_43648_8532.N1	06-JUL-2010 09:13:56	Bright	54.000	73	57Gam1And	2.2600	13100.	108	43648	No
23	GOM_NL__2PRFIN20100706_091635_000000842091_00007_43648_8533.N1	06-JUL-2010 09:16:35	Twilight	84.000	53	43Bet And	2.0480	3300.0	168	43648	No
24	GOM_NL__2PRFIN20100706_092122_000000602091_00007_43648_8534.N1	06-JUL-2010 09:21:22	Dark	59.500	50	13Alp Ari	2.0070	4250.0	119	43648	No
25	GOM_NL__2PRFIN20100706_094307_000000952091_00007_43648_8535.N1	06-JUL-2010 09:43:07	Dark	95.000	52	16Bet Cet	2.0370	4500.0	190	43648	No
26	GOM_NL__2PRFIN20100706_094627_000000592091_00008_43649_8559.N1	06-JUL-2010 09:46:27	Dark	59.000	84	Alp Phe	2.3970	4500.0	118	43649	No
27	GOM_NL__2PRFIN20100706_095248_000000682091_00008_43649_8560.N1	06-JUL-2010 09:52:48	Straylight	68.000	63	Bet Gru	2.1500	2800.0	136	43649	No
28	GOM_NL__2PRFIN20100706_095517_000000852091_00008_43649_8561.N1	06-JUL-2010 09:55:17	Straylight	84.500	18	24Alp PsA	1.1660	9700.0	169	43649	No
29	GOM_NL__2PRFIN20100706_095742_000000562091_00008_43649_8562.N1	06-JUL-2010 09:57:42	Straylight	55.500	172	Gam Gru	3.0030	13100.	111	43649	No
30	GOM_NL__2PRFIN20100706_102008_000000442091_00008_43649_8563.N1	06-JUL-2010 10:20:08	Bright	44.000	168	17Zet Aql	2.9860	11000.	88	43649	No
31	GOM_NL__2PRFIN20100706_102711_000000442091_00008_43649_8564.N1	06-JUL-2010 10:27:11	Bright	44.000	5	3Alp Lyr	0.033000	11000.	88	43649	No
32	GOM_NL__2PRFIN20100706_103115_000000462091_00008_43649_8565.N1	06-JUL-2010 10:31:15	Bright	46.000	144	18Del Cyg	2.8600	11000.	92	43649	No
33	GOM_NL__2PRFIN20100706_103427_000000572091_00008_43649_8566.N1	06-JUL-2010 10:34:27	Bright	56.500	19	50Alp Cyg	1.2460	10500.	113	43649	No
34	GOM_NL__2PRFIN20100706_103826_000000452091_00008_43649_8567.N1	06-JUL-2010 10:38:26	Bright	45.000	89	5Alp Cep	2.4510	8000.0	90	43649	No
35	GOM_NL__2PRFIN20100706_104556_000000502091_00008_43649_8568.N1	06-JUL-2010 10:45:56	Bright	49.500	74	11Bet Cas	2.2680	6600.0	99	43649	No
36	GOM_NL__2PRFIN20100706_104745_000000452091_00008_43649_8569.N1	06-JUL-2010 10:47:45	Bright	44.500	110	37Del Cas	2.6780	8900.0	89	43649	No
37	GOM_NL__2PRFIN20100706_105432_000000522091_00008_43649_8570.N1	06-JUL-2010 10:54:32	Bright	51.500	73	57Gam1And	2.2600	13100.	103	43649	No
38	GOM_NL__2PRFIN20100706_105710_000000822091_00008_43649_8571.N1	06-JUL-2010 10:57:10	Twilight	81.500	53	43Bet And	2.0480	3300.0	163	43649	No
39	GOM_NL__2PRFIN20100706_110158_000000772091_00008_43649_8572.N1	06-JUL-2010 11:01:58	Dark	77.000	50	13Alp Ari	2.0070	4250.0	154	43649	No
40	GOM_NL__2PRFIN20100706_112345_000000802091_00008_43649_8573.N1	06-JUL-2010 11:23:45	Dark	79.500	52	16Bet Cet	2.0370	4500.0	159	43649	No
41	GOM_NL__2PRFIN20100706_112703_000000502091_00009_43650_8614.N1	06-JUL-2010 11:27:03	Dark	50.000	84	Alp Phe	2.3970	4500.0	100	43650	No
42	GOM_NL__2PRFIN20100706_113325_000000532091_00009_43650_8615.N1	06-JUL-2010 11:33:25	Straylight	52.500	63	Bet Gru	2.1500	2800.0	105	43650	No

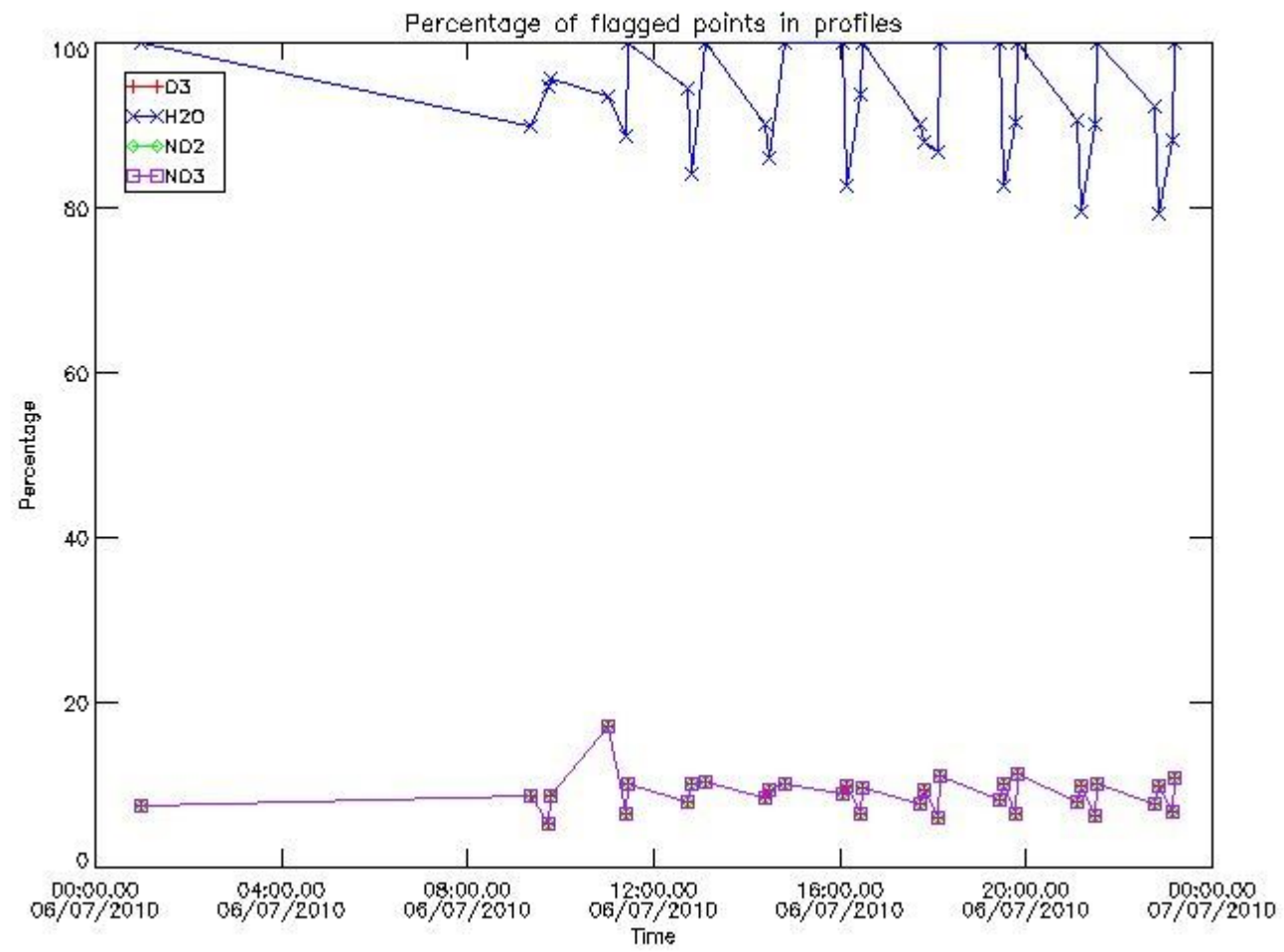
43	GOM_NL__2PRFIN20100706_113554_000000832091_00009_43650_8616.N1	06-JUL-2010 11:35:54	Straylight	83.000	18	24Alp PsA	1.1660	9700.0	166	43650	No
44	GOM_NL__2PRFIN20100706_113819_000000552091_00009_43650_8617.N1	06-JUL-2010 11:38:19	Straylight	54.500	172	Gam Gru	3.0030	13100.	109	43650	No
45	GOM_NL__2PRFIN20100706_120044_000000442091_00009_43650_8618.N1	06-JUL-2010 12:00:44	Bright	44.000	168	17Zet Aql	2.9860	11000.	88	43650	No
46	GOM_NL__2PRFIN20100706_120746_000000382091_00009_43650_8619.N1	06-JUL-2010 12:07:46	Bright	38.000	5	3Alp Lyr	0.033000	11000.	76	43650	No
47	GOM_NL__2PRFIN20100706_121149_000000462091_00009_43650_8620.N1	06-JUL-2010 12:11:49	Bright	46.000	144	18Del Cyg	2.8600	11000.	92	43650	No
48	GOM_NL__2PRFIN20100706_121501_000000612091_00009_43650_8621.N1	06-JUL-2010 12:15:01	Bright	61.000	19	50Alp Cyg	1.2460	10500.	122	43650	No
49	GOM_NL__2PRFIN20100706_121900_000000462091_00009_43650_8622.N1	06-JUL-2010 12:19:00	Bright	45.500	89	5Alp Cep	2.4510	8000.0	91	43650	No
50	GOM_NL__2PRFIN20100706_122630_000000502091_00009_43650_8623.N1	06-JUL-2010 12:26:30	Bright	49.500	74	11Bet Cas	2.2680	6600.0	99	43650	No
51	GOM_NL__2PRFIN20100706_122820_000000442091_00009_43650_8624.N1	06-JUL-2010 12:28:20	Bright	43.500	110	37Del Cas	2.6780	8900.0	87	43650	No
52	GOM_NL__2PRFIN20100706_123507_000000592091_00009_43650_8625.N1	06-JUL-2010 12:35:07	Bright	58.500	73	57Gam1And	2.2600	13100.	117	43650	No
53	GOM_NL__2PRFIN20100706_123746_000000812091_00009_43650_8626.N1	06-JUL-2010 12:37:46	Tw_i_and_stray	81.000	53	43Bet And	2.0480	3300.0	162	43650	No
54	GOM_NL__2PRFIN20100706_124234_000000652091_00009_43650_8627.N1	06-JUL-2010 12:42:34	Dark	64.500	50	13Alp Ari	2.0070	4250.0	129	43650	No
55	GOM_NL__2PRFIN20100706_124740_000000512091_00009_43650_8628.N1	06-JUL-2010 12:47:40	Dark	50.500	94	92Alp Cet	2.5260	3100.0	101	43650	No
56	GOM_NL__2PRFIN20100706_130740_000000502091_00010_43651_8674.N1	06-JUL-2010 13:07:40	Dark	49.500	84	Alp Phe	2.3970	4500.0	99	43651	No
57	GOM_NL__2PRFIN20100706_131401_000000532091_00010_43651_8675.N1	06-JUL-2010 13:14:01	Straylight	53.000	63	Bet Gru	2.1500	2800.0	106	43651	No
58	GOM_NL__2PRFIN20100706_131631_000000842091_00010_43651_8676.N1	06-JUL-2010 13:16:31	Straylight	84.000	18	24Alp PsA	1.1660	9700.0	168	43651	No
59	GOM_NL__2PRFIN20100706_131856_000000572091_00010_43651_8677.N1	06-JUL-2010 13:18:56	Straylight	56.500	172	Gam Gru	3.0030	13100.	113	43651	No
60	GOM_NL__2PRFIN20100706_134119_000000462091_00010_43651_8678.N1	06-JUL-2010 13:41:19	Bright	45.500	168	17Zet Aql	2.9860	11000.	91	43651	No
61	GOM_NL__2PRFIN20100706_134822_000000402091_00010_43651_8679.N1	06-JUL-2010 13:48:22	Bright	40.000	5	3Alp Lyr	0.033000	11000.	80	43651	No
62	GOM_NL__2PRFIN20100706_135224_000000472091_00010_43651_8680.N1	06-JUL-2010 13:52:24	Bright	46.500	144	18Del Cyg	2.8600	11000.	93	43651	No
63	GOM_NL__2PRFIN20100706_135536_000000572091_00010_43651_8681.N1	06-JUL-2010 13:55:36	Bright	57.000	19	50Alp Cyg	1.2460	10500.	114	43651	No
64	GOM_NL__2PRFIN20100706_135936_000000452091_00010_43651_8682.N1	06-JUL-2010 13:59:36	Bright	45.000	89	5Alp Cep	2.4510	8000.0	90	43651	No
65	GOM_NL__2PRFIN20100706_140706_000000502091_00010_43651_8683.N1	06-JUL-2010 14:07:06	Bright	49.500	74	11Bet Cas	2.2680	6600.0	99	43651	No
66	GOM_NL__2PRFIN20100706_140855_000000442091_00010_43651_8684.N1	06-JUL-2010 14:08:55	Bright	44.000	110	37Del Cas	2.6780	8900.0	88	43651	No
67	GOM_NL__2PRFIN20100706_141543_000000562091_00010_43651_8685.N1	06-JUL-2010 14:15:43	Bright	56.000	73	57Gam1And	2.2600	13100.	112	43651	No
68	GOM_NL__2PRFIN20100706_141822_000000772091_00010_43651_8686.N1	06-JUL-2010 14:18:22	Tw_i_and_stray	76.500	53	43Bet And	2.0480	3300.0	153	43651	No
69	GOM_NL__2PRFIN20100706_142311_000000612091_00010_43651_8687.N1	06-JUL-2010 14:23:11	Dark	61.000	50	13Alp Ari	2.0070	4250.0	122	43651	No
70	GOM_NL__2PRFIN20100706_142816_000000542091_00010_43651_8688.N1	06-JUL-2010 14:28:16	Dark	54.000	94	92Alp Cet	2.5260	3100.0	108	43651	No
71	GOM_NL__2PRFIN20100706_144817_000000512091_00011_43652_8729.N1	06-JUL-2010 14:48:17	Dark	50.500	84	Alp Phe	2.3970	4500.0	101	43652	No
72	GOM_NL__2PRFIN20100706_145438_000000512091_00011_43652_8730.N1	06-JUL-2010 14:54:38	Straylight	51.000	63	Bet Gru	2.1500	2800.0	102	43652	No
73	GOM_NL__2PRFIN20100706_145709_000000842091_00011_43652_8731.N1	06-JUL-2010 14:57:09	Straylight	84.000	18	24Alp PsA	1.1660	9700.0	168	43652	No
74	GOM_NL__2PRFIN20100706_145932_000000542091_00011_43652_8732.N1	06-JUL-2010 14:59:32	Straylight	53.500	172	Gam Gru	3.0030	13100.	107	43652	No
75	GOM_NL__2PRFIN20100706_152155_000000442091_00011_43652_8733.N1	06-JUL-2010 15:21:55	Bright	43.500	168	17Zet Aql	2.9860	11000.	87	43652	No
76	GOM_NL__2PRFIN20100706_152857_000000402091_00011_43652_8734.N1	06-JUL-2010 15:28:57	Bright	39.500	5	3Alp Lyr	0.033000	11000.	79	43652	No
77	GOM_NL__2PRFIN20100706_153259_000000452091_00011_43652_8735.N1	06-JUL-2010 15:32:59	Bright	45.000	144	18Del Cyg	2.8600	11000.	90	43652	No
78	GOM_NL__2PRFIN20100706_153611_000000582091_00011_43652_8736.N1	06-JUL-2010 15:36:11	Bright	58.000	19	50Alp Cyg	1.2460	10500.	116	43652	No
79	GOM_NL__2PRFIN20100706_154011_000000462091_00011_43652_8737.N1	06-JUL-2010 15:40:11	Bright	46.000	89	5Alp Cep	2.4510	8000.0	92	43652	No
80	GOM_NL__2PRFIN20100706_154741_000000512091_00011_43652_8738.N1	06-JUL-2010 15:47:41	Bright	50.500	74	11Bet Cas	2.2680	6600.0	101	43652	No
81	GOM_NL__2PRFIN20100706_154931_000000642091_00011_43652_8739.N1	06-JUL-2010 15:49:31	Bright	64.000	110	37Del Cas	2.6780	8900.0	128	43652	No
82	GOM_NL__2PRFIN20100706_155619_000000522091_00011_43652_8740.N1	06-JUL-2010 15:56:19	Bright	52.000	73	57Gam1And	2.2600	13100.	104	43652	No
83	GOM_NL__2PRFIN20100706_155858_000000932091_00011_43652_8741.N1	06-JUL-2010 15:58:58	Tw_i_and_stray	92.500	53	43Bet And	2.0480	3300.0	185	43652	No
84	GOM_NL__2PRFIN20100706_160347_000000632091_00011_43652_8742.N1	06-JUL-2010 16:03:47	Dark	63.000	50	13Alp Ari	2.0070	4250.0	126	43652	No
85	GOM_NL__2PRFIN20100706_160852_000000522091_00011_43652_8743.N1	06-JUL-2010 16:08:52	Dark	52.000	94	92Alp Cet	2.5260	3100.0	104	43652	No
86	GOM_NL__2PRFIN20100706_162539_000000802091_00011_43652_8744.N1	06-JUL-2010 16:25:39	Dark	79.500	52	16Bet Cet	2.0370	4500.0	159	43652	No
87	GOM_NL__2PRFIN20100706_162854_000000582091_00012_43653_8757.N1	06-JUL-2010 16:28:54	Dark	57.500	84	Alp Phe	2.3970	4500.0	115	43653	No
88	GOM_NL__2PRFIN20100706_163515_000000512091_00012_43653_8758.N1	06-JUL-2010 16:35:15	Straylight	51.000	63	Bet Gru	2.1500	2800.0	102	43653	No
89	GOM_NL__2PRFIN20100706_163746_000000822091_00012_43653_8759.N1	06-JUL-2010 16:37:46	Straylight	82.000	18	24Alp PsA	1.1660	9700.0	164	43653	No
90	GOM_NL__2PRFIN20100706_164009_000000552091_00012_43653_8760.N1	06-JUL-2010 16:40:09	Straylight	54.500	172	Gam Gru	3.0030	13100.	109	43653	No
91	GOM_NL__2PRFIN20100706_170230_000000452091_00012_43653_8761.N1	06-JUL-2010 17:02:30	Bright	45.000	168	17Zet Aql	2.9860	11000.	90	43653	No
92	GOM_NL__2PRFIN20100706_170933_000000462091_00012_43653_8762.N1	06-JUL-2010 17:09:33	Bright	46.000	5	3Alp Lyr	0.033000	11000.	92	43653	No
93	GOM_NL__2PRFIN20100706_171335_000000482091_00012_43653_8763.N1	06-JUL-2010 17:13:35	Bright	48.000	144	18Del Cyg	2.8600	11000.	96	43653	No
94	GOM_NL__2PRFIN20100706_171646_000000582091_00012_43653_8764.N1	06-JUL-2010 17:16:46	Bright	57.500	19	50Alp Cyg	1.2460	10500.	115	43653	No
95	GOM_NL__2PRFIN20100706_172046_000000452091_00012_43653_8765.N1	06-JUL-2010 17:20:46	Bright	44.500	89	5Alp Cep	2.4510	8000.0	89	43653	No
96	GOM_NL__2PRFIN20100706_172816_000000482091_00012_43653_8766.N1	06-JUL-2010 17:28:16	Bright	48.000	74	11Bet Cas	2.2680	6600.0	96	43653	No
97	GOM_NL__2PRFIN20100706_173007_000000422091_00012_43653_8767.N1	06-JUL-2010 17:30:07	Bright	42.000	110	37Del Cas	2.6780	8900.0	84	43653	No
98	GOM_NL__2PRFIN20100706_173654_000000562091_00012_43653_8768.N1	06-JUL-2010 17:36:54	Bright	55.500	73	57Gam1And	2.2600	13100.	111	43653	No
99	GOM_NL__2PRFIN20100706_173933_000000792091_00012_43653_8769.N1	06-JUL-2010 17:39:33	Tw_i_and_stray	79.000	53	43Bet And	2.0480	3300.0	158	43653	No
100	GOM_NL__2PRFIN20100706_174423_000000672091_00012_43653_8770.N1	06-JUL-2010 17:44:23	Dark	66.500	50	13Alp Ari	2.0070	4250.0	133	43653	No
101	GOM_NL__2PRFIN20100706_174929_000000552091_00012_43653_8771.N1	06-JUL-2010 17:49:29	Dark	54.500	94	92Alp Cet	2.5260	3100.0	109	43653	No

102	GOM_NL__2PRFIN20100706_180617_000000842091_00012_43653_8772.N1	06-JUL-2010 18:06:17	Dark	83.500	52	16Bet Cet	2.0370	4500.0	167	43653	No
103	GOM_NL__2PRFIN20100706_180932_000000512091_00013_43654_8779.N1	06-JUL-2010 18:09:32	Dark	50.500	84	Alp Phe	2.3970	4500.0	101	43654	No
104	GOM_NL__2PRFIN20100706_181552_000000532091_00013_43654_8780.N1	06-JUL-2010 18:15:52	Straylight	52.500	63	Bet Gru	2.1500	2800.0	105	43654	No
105	GOM_NL__2PRFIN20100706_181824_000000812091_00013_43654_8781.N1	06-JUL-2010 18:18:24	Straylight	80.500	18	24Alp PsA	1.1660	9700.0	161	43654	No
106	GOM_NL__2PRFIN20100706_182046_000000562091_00013_43654_8782.N1	06-JUL-2010 18:20:46	Straylight	55.500	172	Gam Gru	3.0030	13100.	111	43654	No
107	GOM_NL__2PRFIN20100706_184306_000000442091_00013_43654_8783.N1	06-JUL-2010 18:43:06	Bright	43.500	168	17Zet Aql	2.9860	11000.	87	43654	No
108	GOM_NL__2PRFIN20100706_185009_000000452091_00013_43654_8784.N1	06-JUL-2010 18:50:09	Bright	45.000	5	3Alp Lyr	0.033000	11000.	90	43654	No
109	GOM_NL__2PRFIN20100706_185410_000000472091_00013_43654_8785.N1	06-JUL-2010 18:54:10	Bright	47.000	144	18Del Cyg	2.8600	11000.	94	43654	No
110	GOM_NL__2PRFIN20100706_185720_000000582091_00013_43654_8786.N1	06-JUL-2010 18:57:20	Bright	57.500	19	50Alp Cyg	1.2460	10500.	115	43654	No
111	GOM_NL__2PRFIN20100706_190122_000000442091_00013_43654_8787.N1	06-JUL-2010 19:01:22	Bright	43.500	89	5Alp Cep	2.4510	8000.0	87	43654	No
112	GOM_NL__2PRFIN20100706_190852_000000472091_00013_43654_8788.N1	06-JUL-2010 19:08:52	Bright	46.500	74	11Bet Cas	2.2680	6600.0	93	43654	No
113	GOM_NL__2PRFIN20100706_191042_000000642091_00013_43654_8789.N1	06-JUL-2010 19:10:42	Bright	64.000	110	37Del Cas	2.6780	8900.0	128	43654	No
114	GOM_NL__2PRFIN20100706_191730_000000692091_00013_43654_8790.N1	06-JUL-2010 19:17:30	Bright	69.000	73	57Gam1And	2.2600	13100.	138	43654	No
115	GOM_NL__2PRFIN20100706_192009_000000852091_00013_43654_8791.N1	06-JUL-2010 19:20:09	Tw_i_and_stray	85.000	53	43Bet And	2.0480	3300.0	170	43654	No
116	GOM_NL__2PRFIN20100706_192459_000000692091_00013_43654_8792.N1	06-JUL-2010 19:24:59	Dark	68.500	50	13Alp Ari	2.0070	4250.0	137	43654	No
117	GOM_NL__2PRFIN20100706_193005_000000552091_00013_43654_8793.N1	06-JUL-2010 19:30:05	Dark	55.000	94	92Alp Cet	2.5260	3100.0	110	43654	No
118	GOM_NL__2PRFIN20100706_194655_000000792091_00013_43654_8794.N1	06-JUL-2010 19:46:55	Dark	79.000	52	16Bet Cet	2.0370	4500.0	158	43654	No
119	GOM_NL__2PRFIN20100706_195009_000000492091_00014_43655_8824.N1	06-JUL-2010 19:50:09	Dark	49.000	84	Alp Phe	2.3970	4500.0	98	43655	No
120	GOM_NL__2PRFIN20100706_195629_000000542091_00014_43655_8825.N1	06-JUL-2010 19:56:29	Straylight	54.000	63	Bet Gru	2.1500	2800.0	108	43655	No
121	GOM_NL__2PRFIN20100706_195901_000000842091_00014_43655_8826.N1	06-JUL-2010 19:59:01	Straylight	84.000	18	24Alp PsA	1.1660	9700.0	168	43655	No
122	GOM_NL__2PRFIN20100706_200123_000000552091_00014_43655_8827.N1	06-JUL-2010 20:01:23	Straylight	54.500	172	Gam Gru	3.0030	13100.	109	43655	No
123	GOM_NL__2PRFIN20100706_202341_000000452091_00014_43655_8828.N1	06-JUL-2010 20:23:41	Bright	44.500	168	17Zet Aql	2.9860	11000.	89	43655	No
124	GOM_NL__2PRFIN20100706_203044_000000412091_00014_43655_8829.N1	06-JUL-2010 20:30:44	Bright	41.000	5	3Alp Lyr	0.033000	11000.	82	43655	No
125	GOM_NL__2PRFIN20100706_203445_000000472091_00014_43655_8830.N1	06-JUL-2010 20:34:45	Bright	46.500	144	18Del Cyg	2.8600	11000.	93	43655	No
126	GOM_NL__2PRFIN20100706_203755_000000572091_00014_43655_8831.N1	06-JUL-2010 20:37:55	Bright	57.000	19	50Alp Cyg	1.2460	10500.	114	43655	No
127	GOM_NL__2PRFIN20100706_204157_000000422091_00014_43655_8832.N1	06-JUL-2010 20:41:57	Bright	41.500	89	5Alp Cep	2.4510	8000.0	83	43655	No
128	GOM_NL__2PRFIN20100706_204927_000000492091_00014_43655_8833.N1	06-JUL-2010 20:49:27	Bright	48.500	74	11Bet Cas	2.2680	6600.0	97	43655	No
129	GOM_NL__2PRFIN20100706_205118_000000442091_00014_43655_8834.N1	06-JUL-2010 20:51:18	Bright	44.000	110	37Del Cas	2.6780	8900.0	88	43655	No
130	GOM_NL__2PRFIN20100706_205806_000000552091_00014_43655_8835.N1	06-JUL-2010 20:58:06	Bright	54.500	73	57Gam1And	2.2600	13100.	109	43655	No
131	GOM_NL__2PRFIN20100706_210045_000000842091_00014_43655_8836.N1	06-JUL-2010 21:00:45	Tw_i_and_stray	84.000	53	43Bet And	2.0480	3300.0	168	43655	No
132	GOM_NL__2PRFIN20100706_210535_000000642091_00014_43655_8837.N1	06-JUL-2010 21:05:35	Dark	63.500	50	13Alp Ari	2.0070	4250.0	127	43655	No
133	GOM_NL__2PRFIN20100706_211042_000000522091_00014_43655_8838.N1	06-JUL-2010 21:10:42	Dark	51.500	94	92Alp Cet	2.5260	3100.0	103	43655	No
134	GOM_NL__2PRFIN20100706_212733_000000812091_00014_43655_8839.N1	06-JUL-2010 21:27:33	Dark	81.000	52	16Bet Cet	2.0370	4500.0	162	43655	No
135	GOM_NL__2PRFIN20100706_213045_000000512091_00015_43656_8837.N1	06-JUL-2010 21:30:45	Dark	50.500	84	Alp Phe	2.3970	4500.0	101	43656	No
136	GOM_NL__2PRFIN20100706_213706_000000592091_00015_43656_8838.N1	06-JUL-2010 21:37:06	Straylight	58.500	63	Bet Gru	2.1500	2800.0	117	43656	No
137	GOM_NL__2PRFIN20100706_213939_000000832091_00015_43656_8839.N1	06-JUL-2010 21:39:39	Straylight	83.000	18	24Alp PsA	1.1660	9700.0	166	43656	No
138	GOM_NL__2PRFIN20100706_214200_000000542091_00015_43656_8840.N1	06-JUL-2010 21:42:00	Straylight	53.500	172	Gam Gru	3.0030	13100.	107	43656	No
139	GOM_NL__2PRFIN20100706_220417_000000462091_00015_43656_8841.N1	06-JUL-2010 22:04:17	Bright	45.500	168	17Zet Aql	2.9860	11000.	91	43656	No
140	GOM_NL__2PRFIN20100706_221120_000000402091_00015_43656_8842.N1	06-JUL-2010 22:11:20	Bright	40.000	5	3Alp Lyr	0.033000	11000.	80	43656	No
141	GOM_NL__2PRFIN20100706_221520_000000492091_00015_43656_8843.N1	06-JUL-2010 22:15:20	Bright	48.500	144	18Del Cyg	2.8600	11000.	97	43656	No
142	GOM_NL__2PRFIN20100706_221830_000000582091_00015_43656_8844.N1	06-JUL-2010 22:18:30	Bright	58.000	19	50Alp Cyg	1.2460	10500.	116	43656	No
143	GOM_NL__2PRFIN20100706_222232_000000462091_00015_43656_8845.N1	06-JUL-2010 22:22:32	Bright	45.500	89	5Alp Cep	2.4510	8000.0	91	43656	No
144	GOM_NL__2PRFIN20100706_223002_000000502091_00015_43656_8846.N1	06-JUL-2010 22:30:02	Bright	49.500	74	11Bet Cas	2.2680	6600.0	99	43656	No
145	GOM_NL__2PRFIN20100706_223154_000000422091_00015_43656_8847.N1	06-JUL-2010 22:31:54	Bright	42.000	110	37Del Cas	2.6780	8900.0	84	43656	No
146	GOM_NL__2PRFIN20100706_223842_000000572091_00015_43656_8848.N1	06-JUL-2010 22:38:42	Bright	56.500	73	57Gam1And	2.2600	13100.	113	43656	No
147	GOM_NL__2PRFIN20100706_224121_000000822091_00015_43656_8849.N1	06-JUL-2010 22:41:21	Tw_i_and_stray	82.000	53	43Bet And	2.0480	3300.0	164	43656	No
148	GOM_NL__2PRFIN20100706_224612_000000662091_00015_43656_8850.N1	06-JUL-2010 22:46:12	Dark	66.000	50	13Alp Ari	2.0070	4250.0	132	43656	No
149	GOM_NL__2PRFIN20100706_225118_000000512091_00015_43656_8851.N1	06-JUL-2010 22:51:18	Dark	50.500	94	92Alp Cet	2.5260	3100.0	101	43656	No
150	GOM_NL__2PRFIN20100706_230812_000000762091_00015_43656_8852.N1	06-JUL-2010 23:08:12	Dark	76.000	52	16Bet Cet	2.0370	4500.0	152	43656	No
151	GOM_NL__2PRFIN20100706_231122_000000482091_00016_43657_8869.N1	06-JUL-2010 23:11:22	Dark	47.500	84	Alp Phe	2.3970	4500.0	95	43657	No
152	GOM_NL__2PRFIN20100706_231742_000000622091_00016_43657_8870.N1	06-JUL-2010 23:17:42	Straylight	61.500	63	Bet Gru	2.1500	2800.0	123	43657	No
153	GOM_NL__2PRFIN20100706_232016_000000832091_00016_43657_8871.N1	06-JUL-2010 23:20:16	Straylight	83.000	18	24Alp PsA	1.1660	9700.0	166	43657	No
154	GOM_NL__2PRFIN20100706_232237_000000542091_00016_43657_8872.N1	06-JUL-2010 23:22:37	Straylight	53.500	172	Gam Gru	3.0030	13100.	107	43657	No
155	GOM_NL__2PRFIN20100706_234453_000000442091_00016_43657_8873.N1	06-JUL-2010 23:44:53	Bright	43.500	168	17Zet Aql	2.9860	11000.	87	43657	No
156	GOM_NL__2PRFIN20100706_235155_000000402091_00016_43657_8874.N1	06-JUL-2010 23:51:55	Bright	40.000	5	3Alp Lyr	0.033000	11000.	80	43657	No
157	GOM_NL__2PRFIN20100706_235555_000000452091_00016_43657_8875.N1	06-JUL-2010 23:55:55	Bright	45.000	144	18Del Cyg	2.8600	11000.	90	43657	No
158	GOM_NL__2PRFIN20100706_235905_000000582091_00016_43657_8876.N1	06-JUL-2010 23:59:05	Bright	58.000	19	50Alp Cyg	1.2460	10500.	116	43657	No

3. Quality information per product

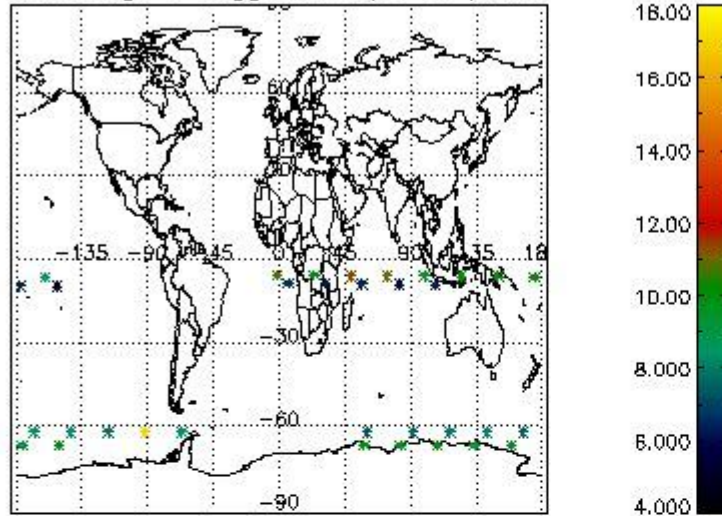
In this section it is plotted some information contained in the Quality Summary data set of the level 2 products. Only products in dark limb conditions and without errors (error flag in the MPH set to "0") are used.

3.1 Plot quality information per product (time dependant)

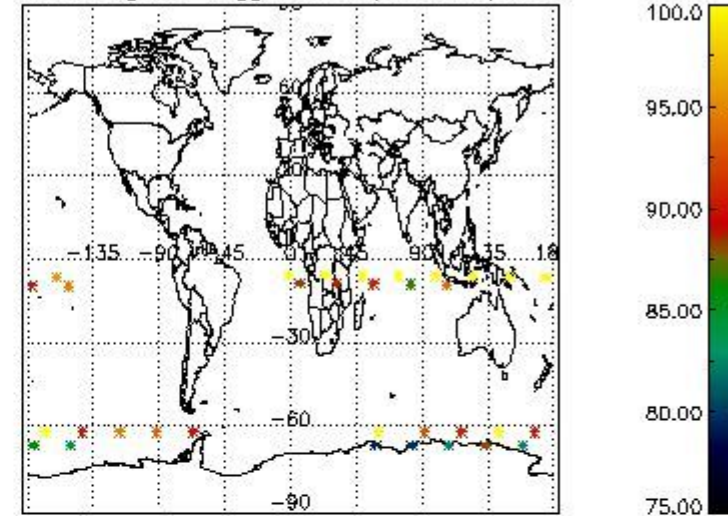


3.2 Plot quality information per product (world map)

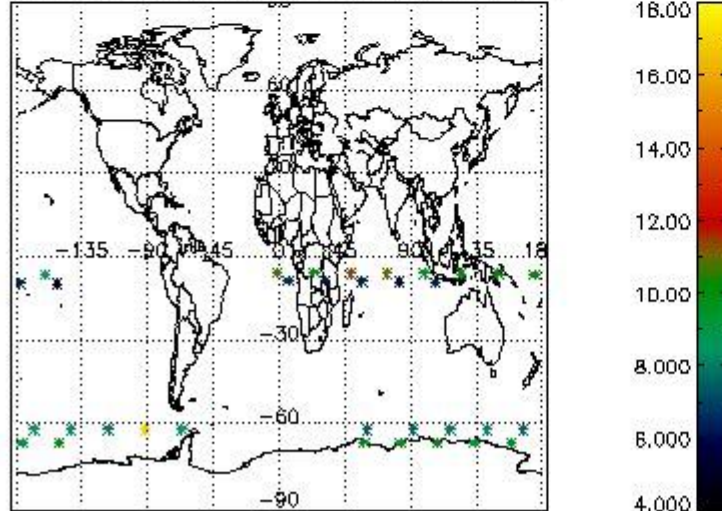
Percentage of flagged data per O3 profile



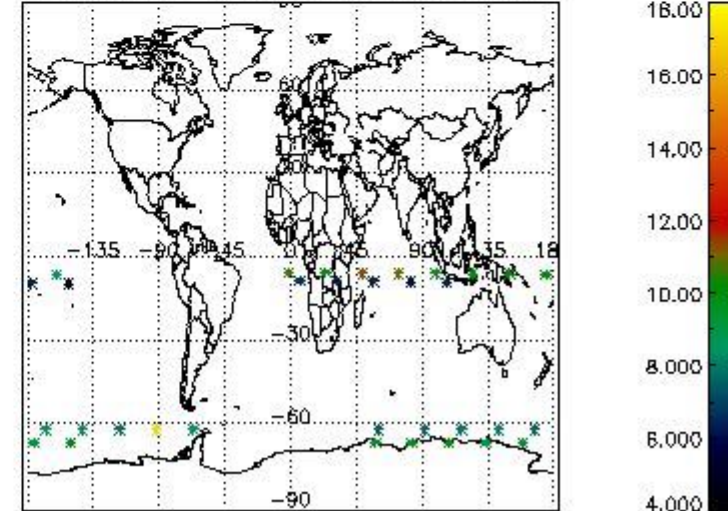
Percentage of flagged data per H2O profile



Percentage of flagged data per NO2 profile



Percentage of flagged data per NO3 profile

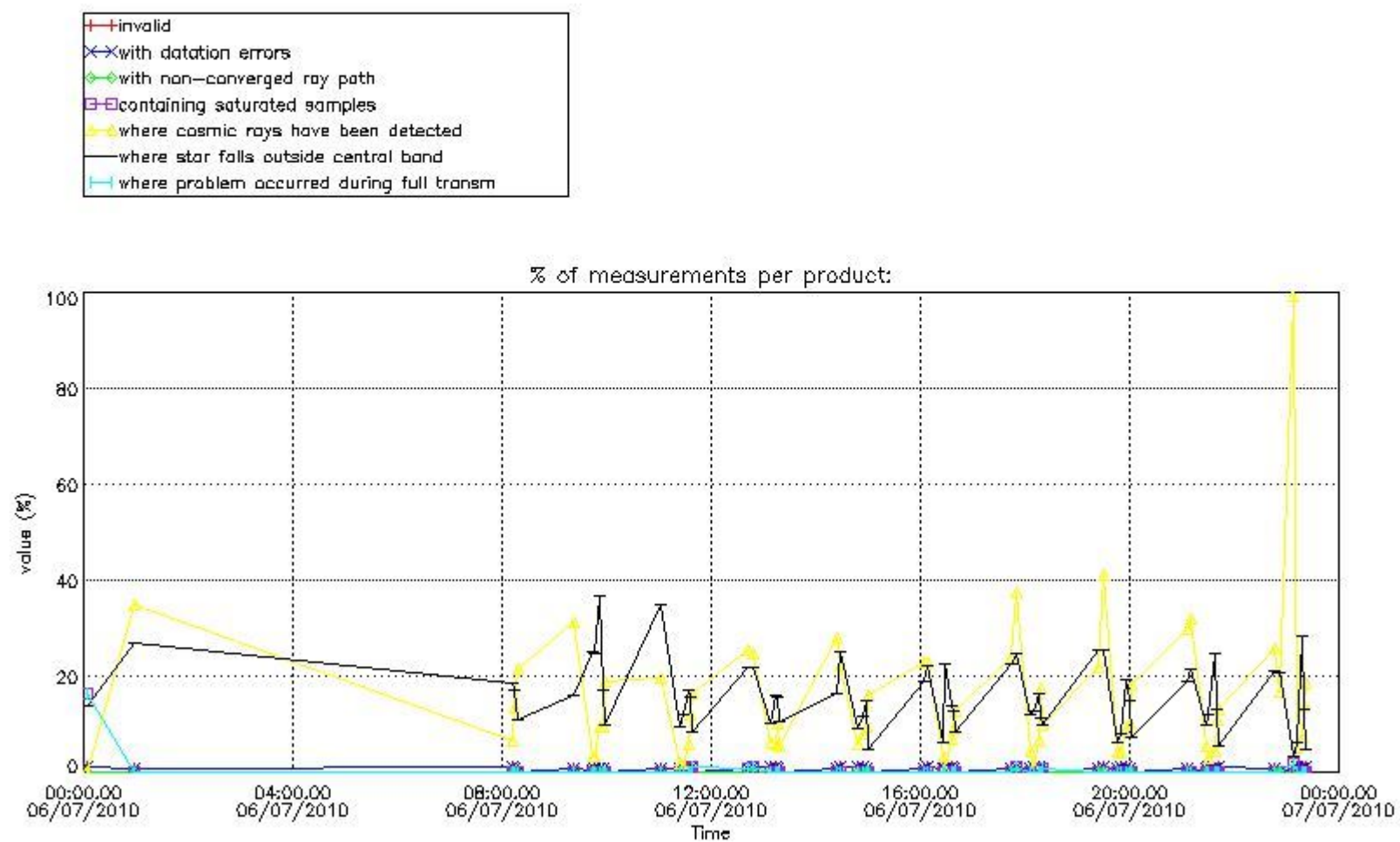


4. Level 1 quality information per product

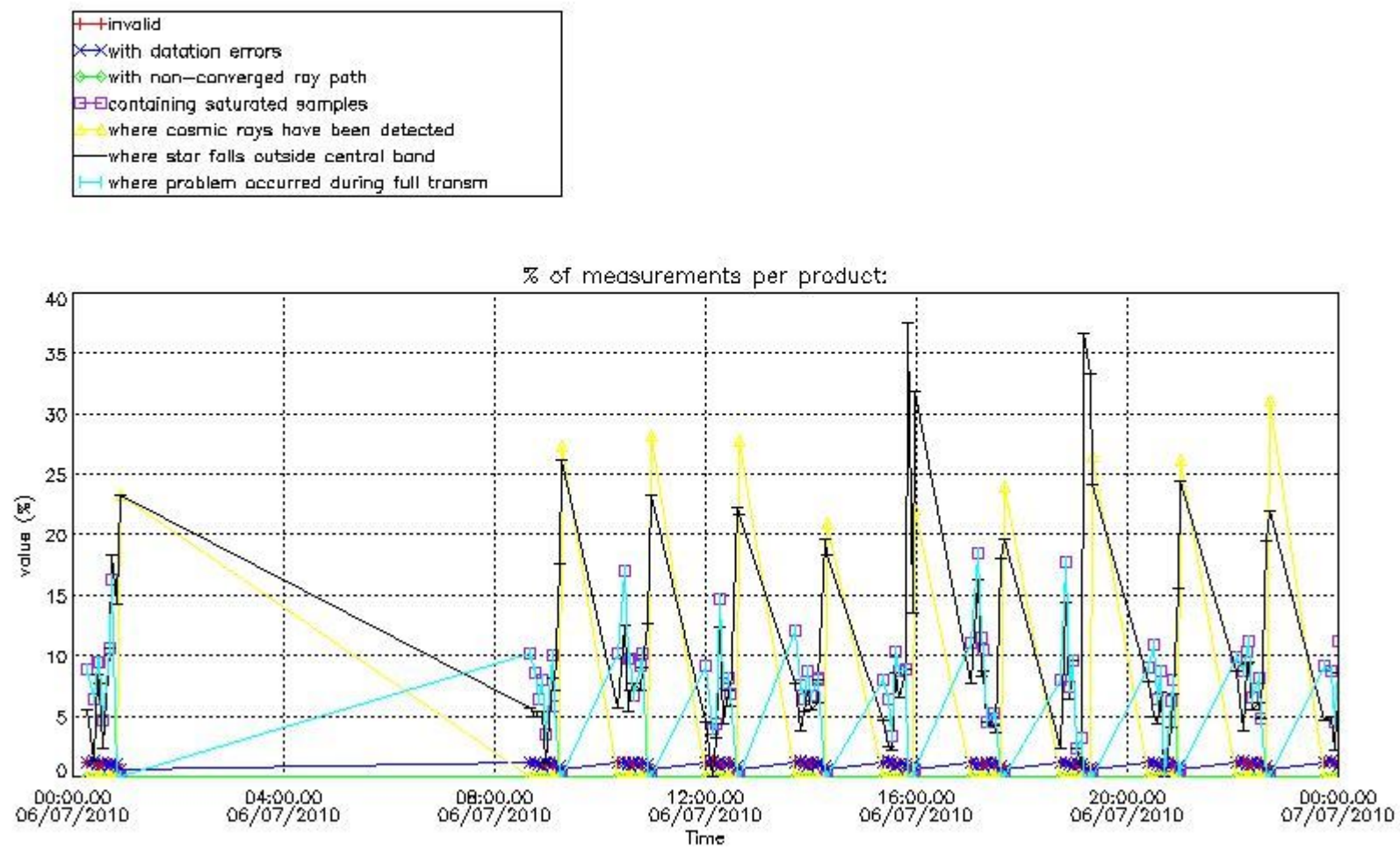
In this section it is plotted some information contained in the Quality Summary data set of the level 2 products that comes from the level 1b processing. Products without errors (error flag in the MPH set to "0") are used.

4.1 Plot quality information per product (time dependant) coming from level 1b processing

4.1.1 Plot level 1 quality information per product (time dependant): ENVISAT ASCENDING passes



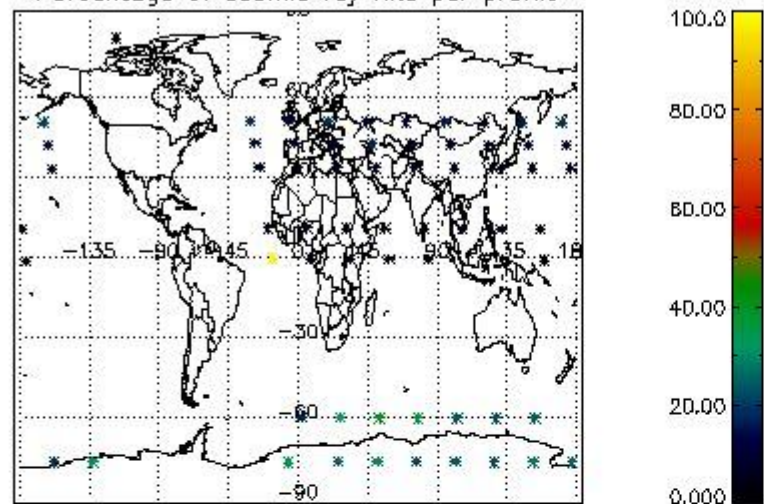
4.1.2 Plot level 1 quality information per product (time dependant): ENVI SAT DESCENDING passes



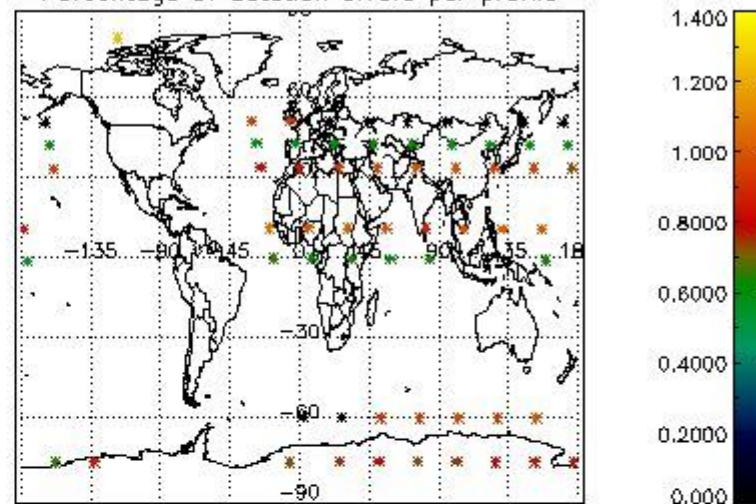
4.2 Plot quality information per product coming from level 1b processing (world map)

4.2.1 Plot level 1 quality information per product (world map): ENVISAT ASCENDING passes

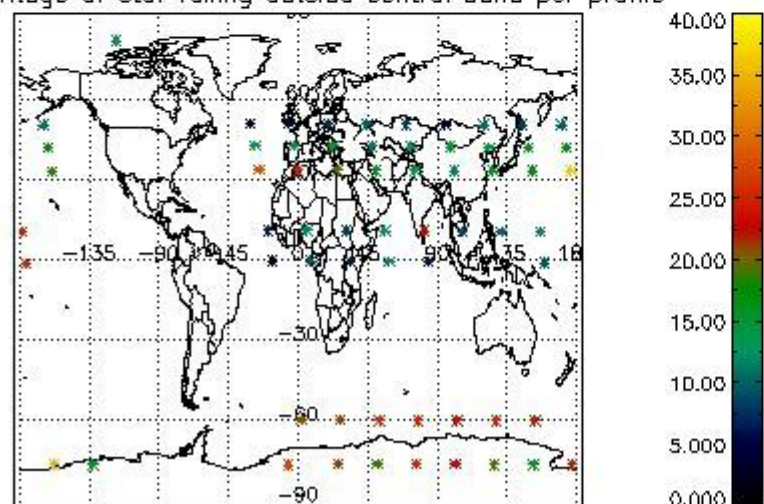
Percentage of cosmic ray hits per profile



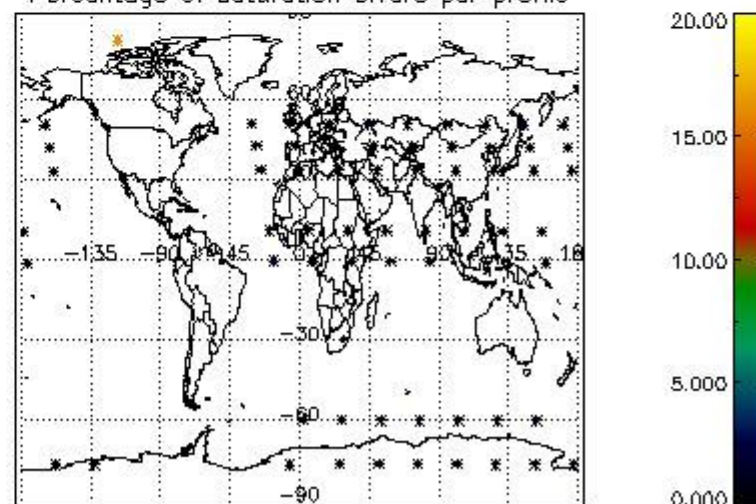
Percentage of datation errors per profile



Percentage of star falling outside central band per profile

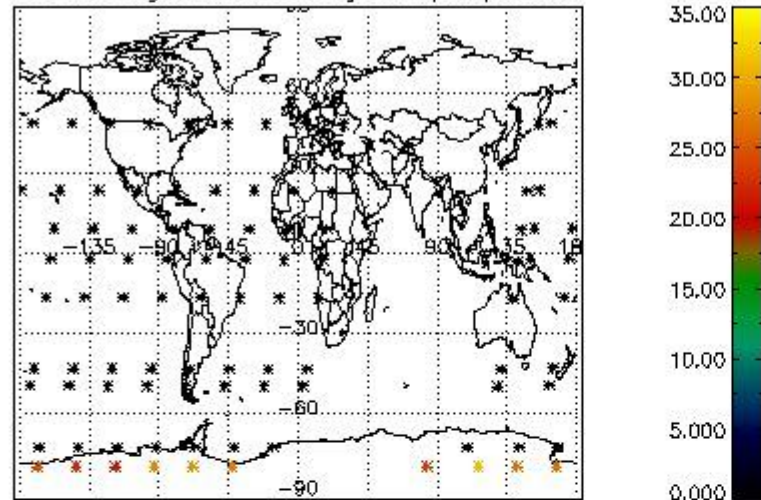


Percentage of saturation errors per profile

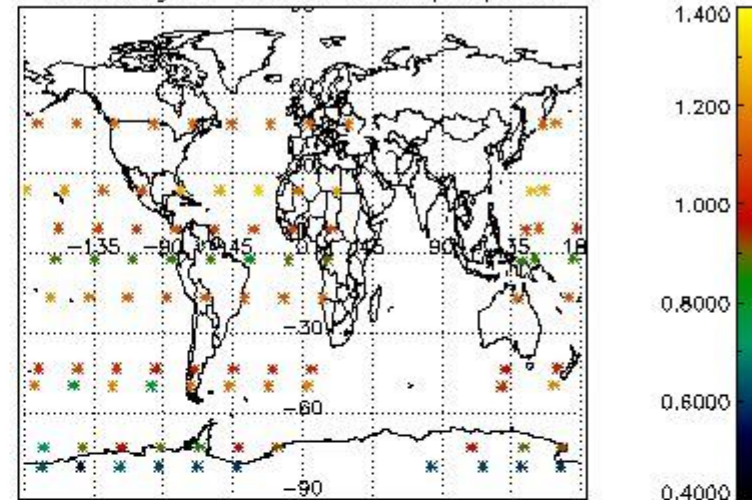


4.2.2 Plot level 1 quality information per product (world map): ENVISAT DESCENDING passes

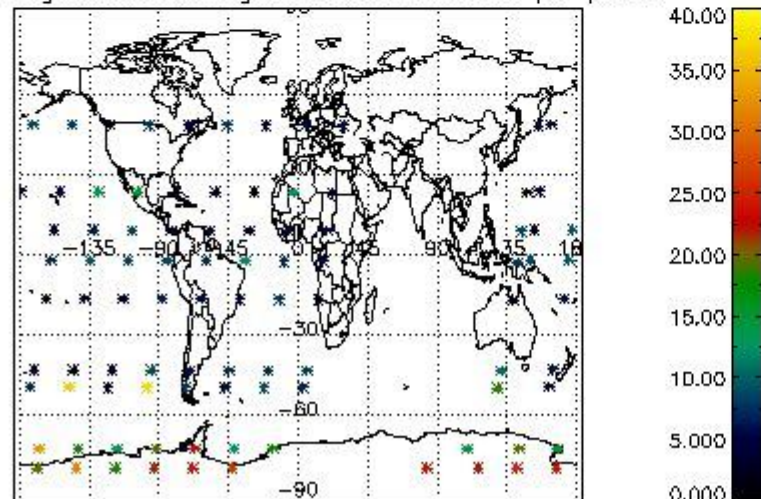
Percentage of cosmic ray hits per profile



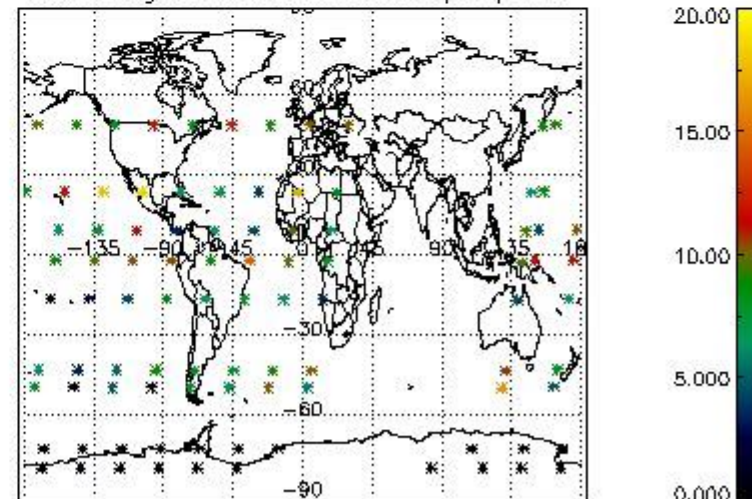
Percentage of datation errors per profile



Percentage of star falling outside central band per profile



Percentage of saturation errors per profile



5. Trace gas profiles

5.1 Ozone statistics based on quality of products

The final quality of the products can be "measured" using the STD (Standard Deviation) attached to every point profile. This information is written to the parameter GOM_NL__2P/NL_LOCAL_SPECIES_DENSITY/o3_std of the level 2 products. The table below shows the statistics for given STD ranges.

The statistics are given with respect to the overall valid production:

- Products without fatal errors: GOM_NL__2P/MPH/PRODUCT_ERR=0
- Valid point profile: GOM_NL__2P/NL_LOCAL_SPECIES_DENSITY/pcd(0)=0

The 'Criteria' is applied to valid points of dark limb products:

- Products in dark limb illumination condition: GOM_NL__2P/NL_SUMMARY_QUALITY/obs_ill_cond=0
- Products without fatal errors: GOM_NL__2P/MPH/PRODUCT_ERR=0
- Valid point profile: GOM_NL__2P/NL_LOCAL_SPECIES_DENSITY/pcd(0)=0

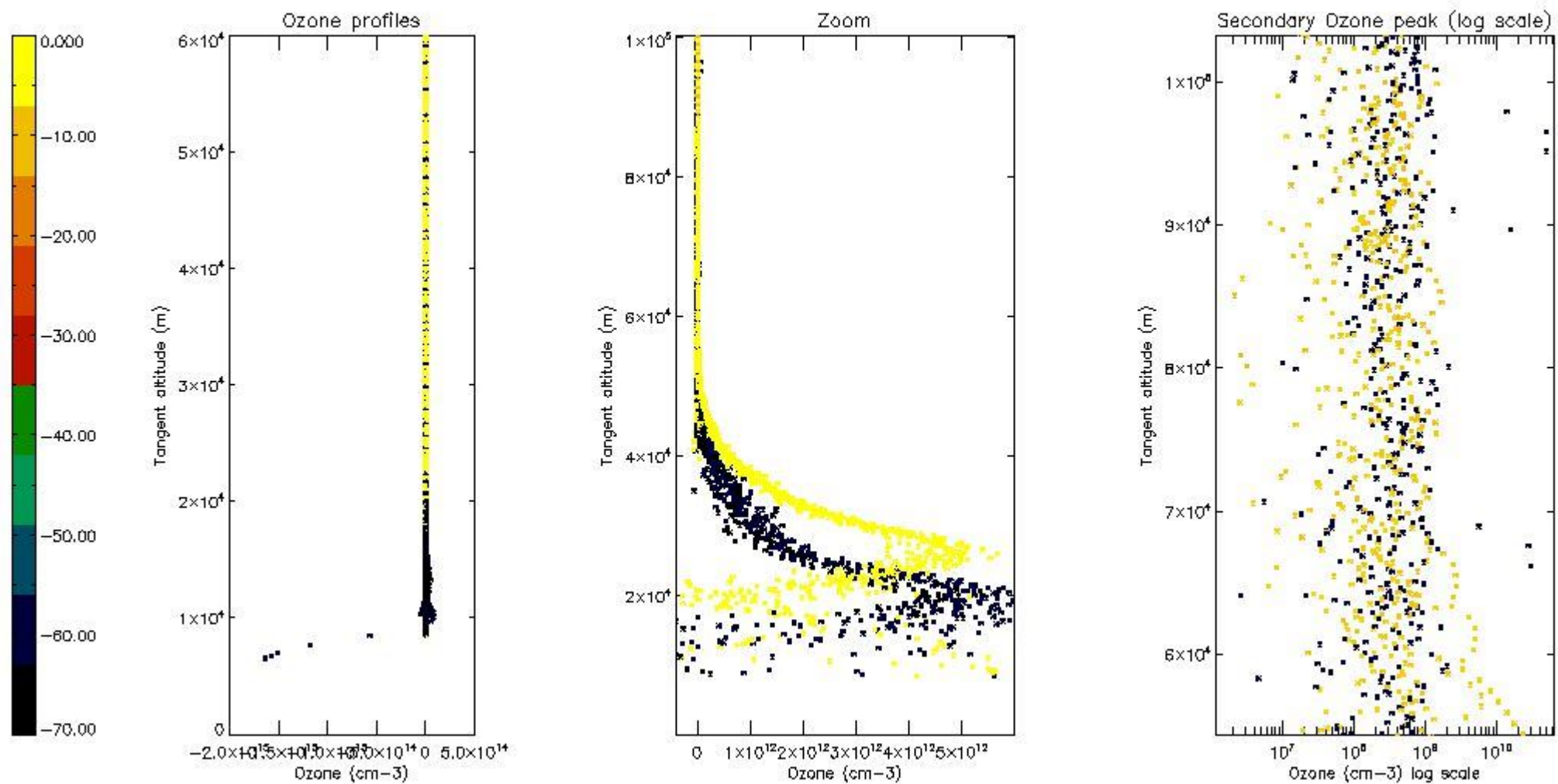
So, the table below shows the percentage of dark limb and valid observations for each criteria with respect to the overall valid daily observations.

Criteria	% of total production
All STD	24
STD < 20	7

STD < 10	4
STD < 5	1

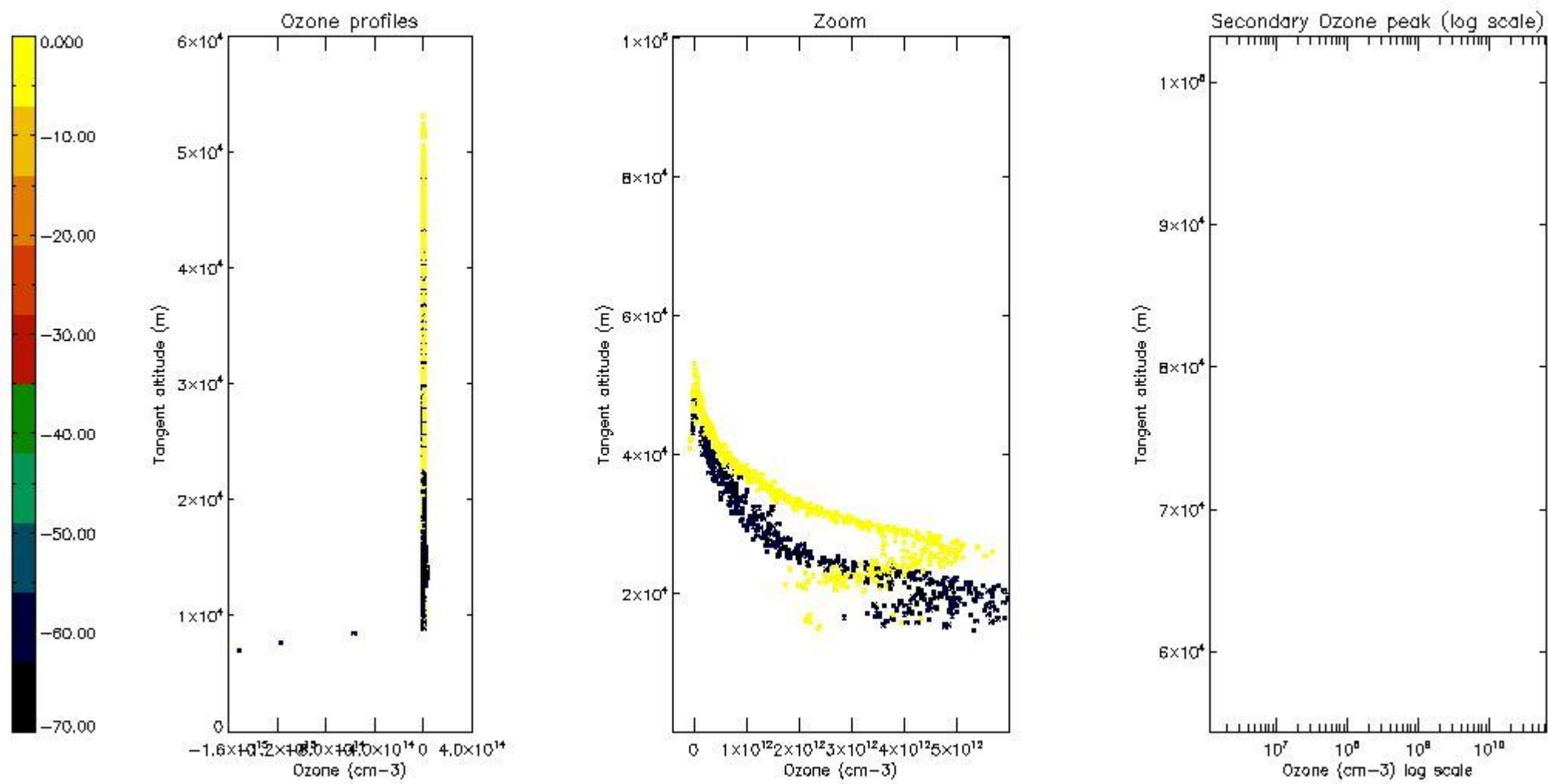
5.2 Plot ozone profiles for all STD (dark without errors)

The colorbar represents the latitude.



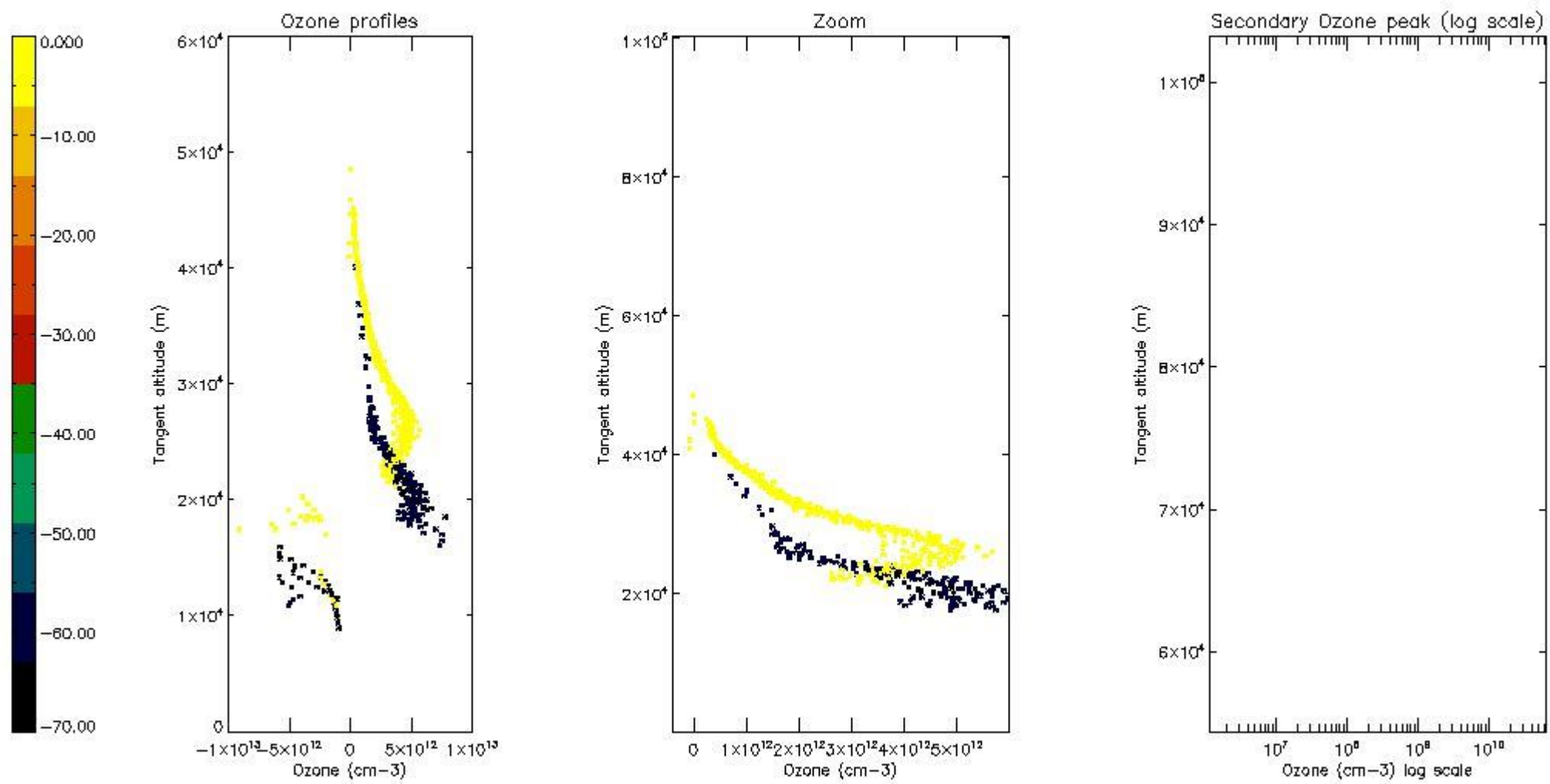
5.3 Plot ozone profiles where STD < 20% (dark without errors)

The colorbar represents the latitude.



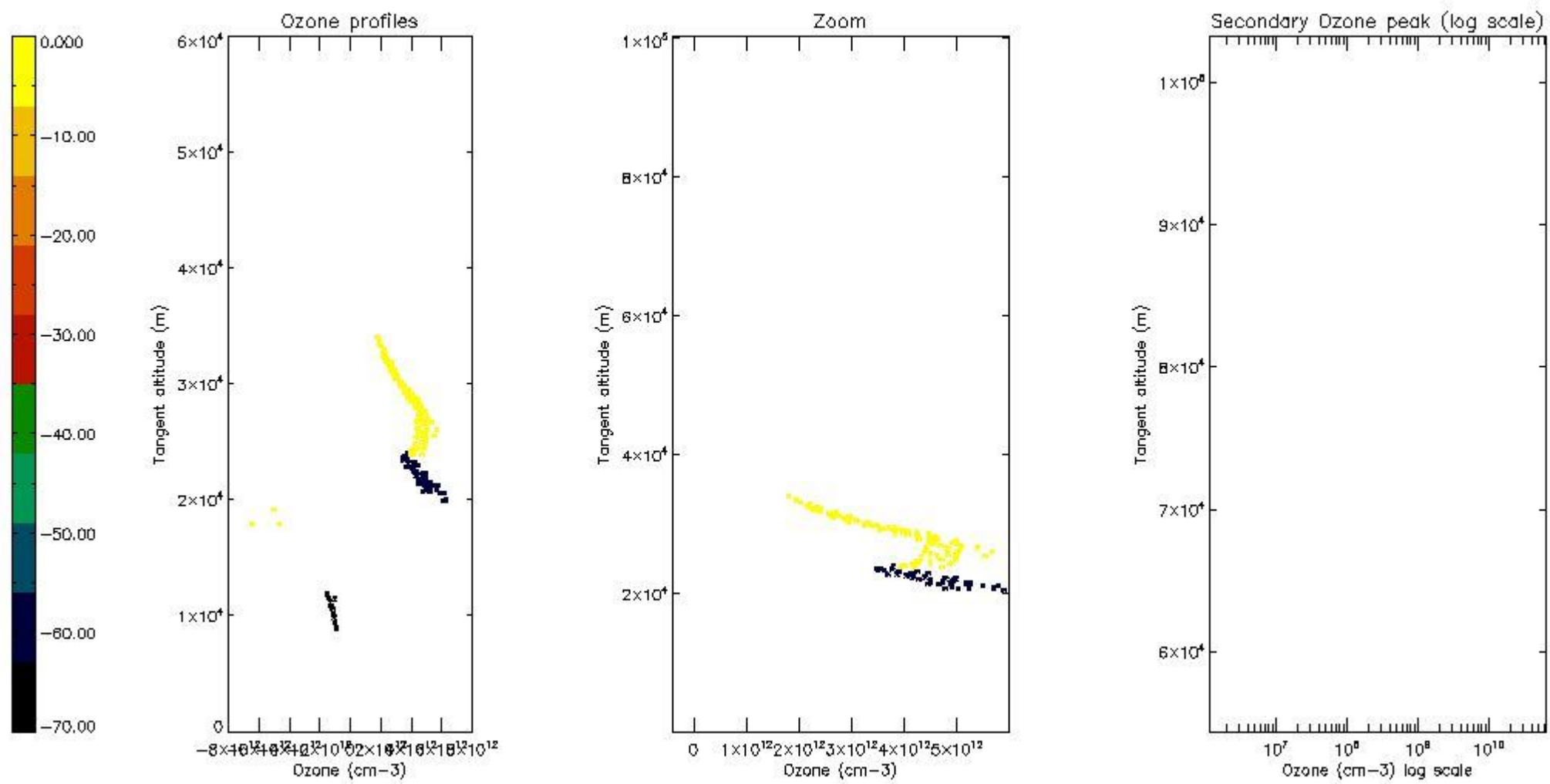
5.4 Plot ozone profiles where $STD < 10\%$ (dark without errors)

The colorbar represents the latitude.



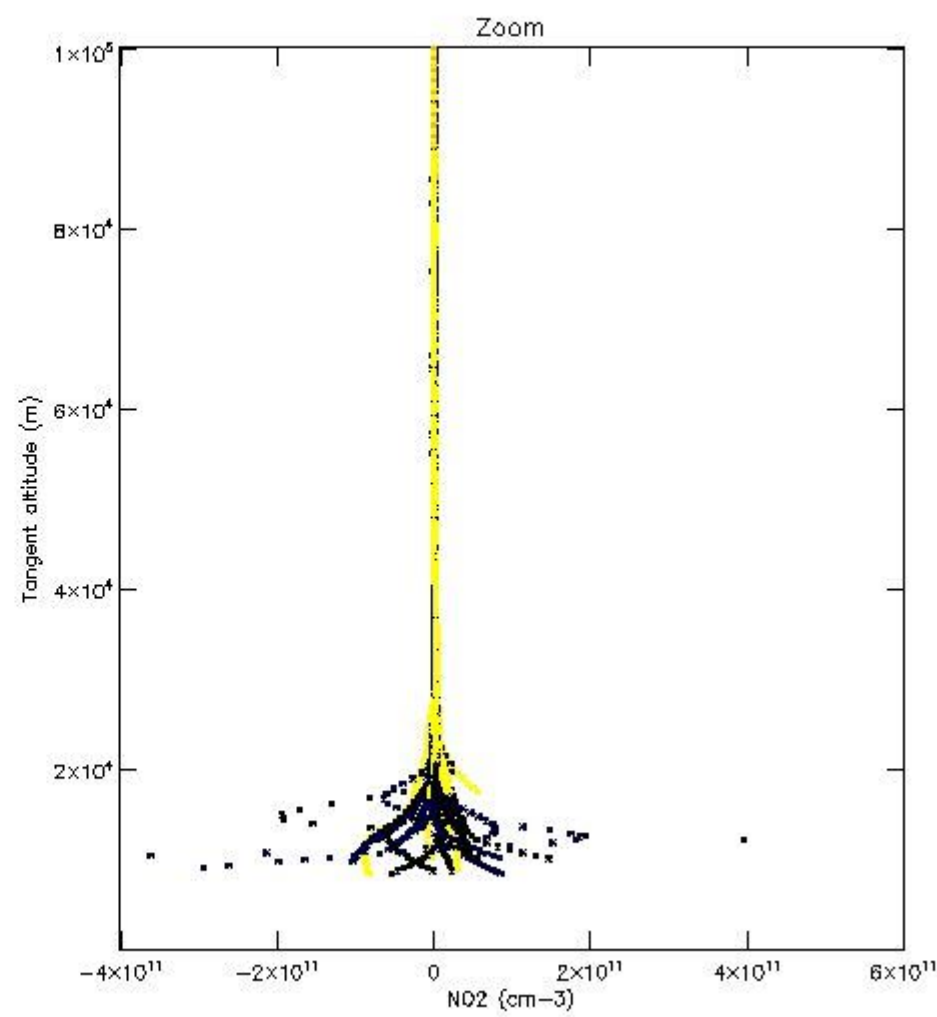
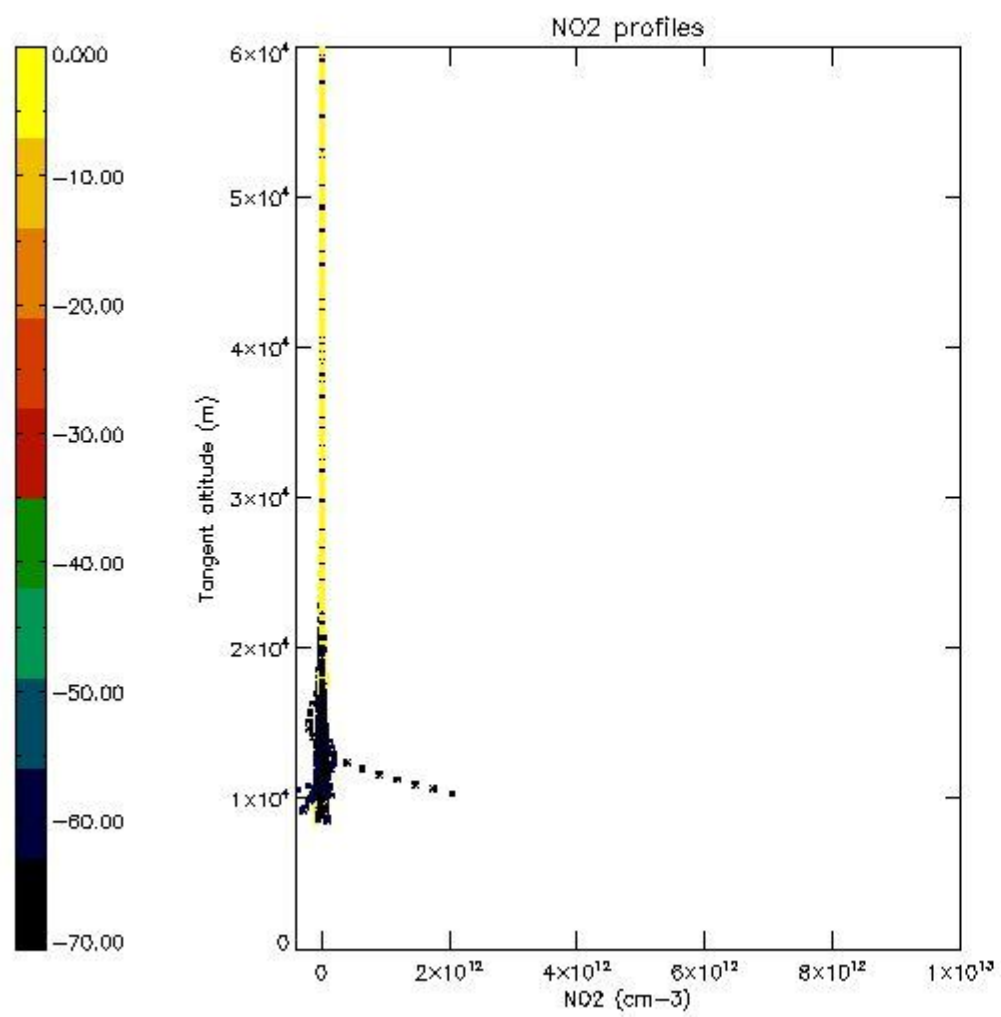
5.5 Plot ozone profiles where STD < 5% (dark without errors)

The colorbar represents the latitude.



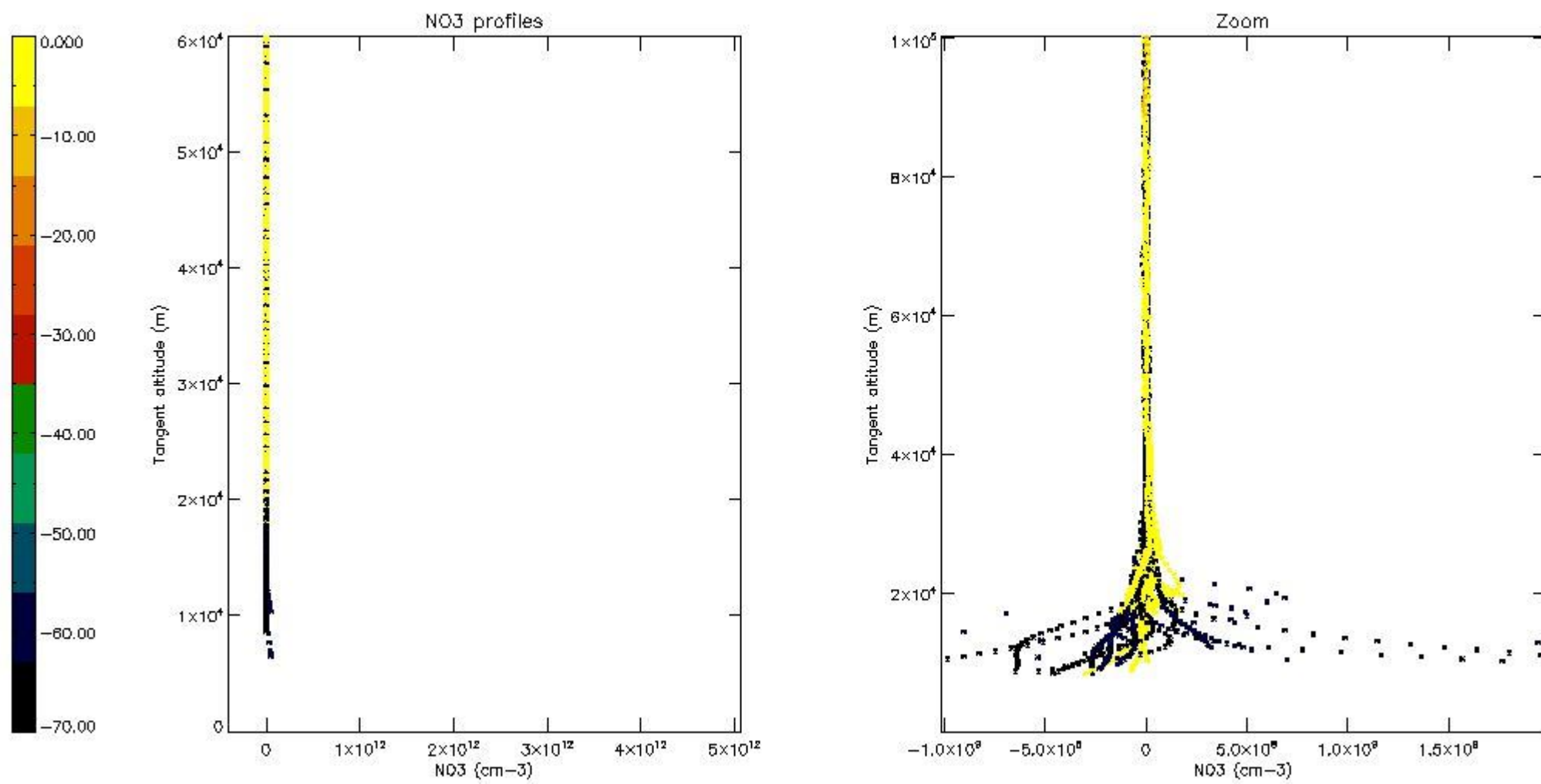
5.6 Plot NO₂ profiles for all STD (dark without errors)

The colorbar represents the latitude.



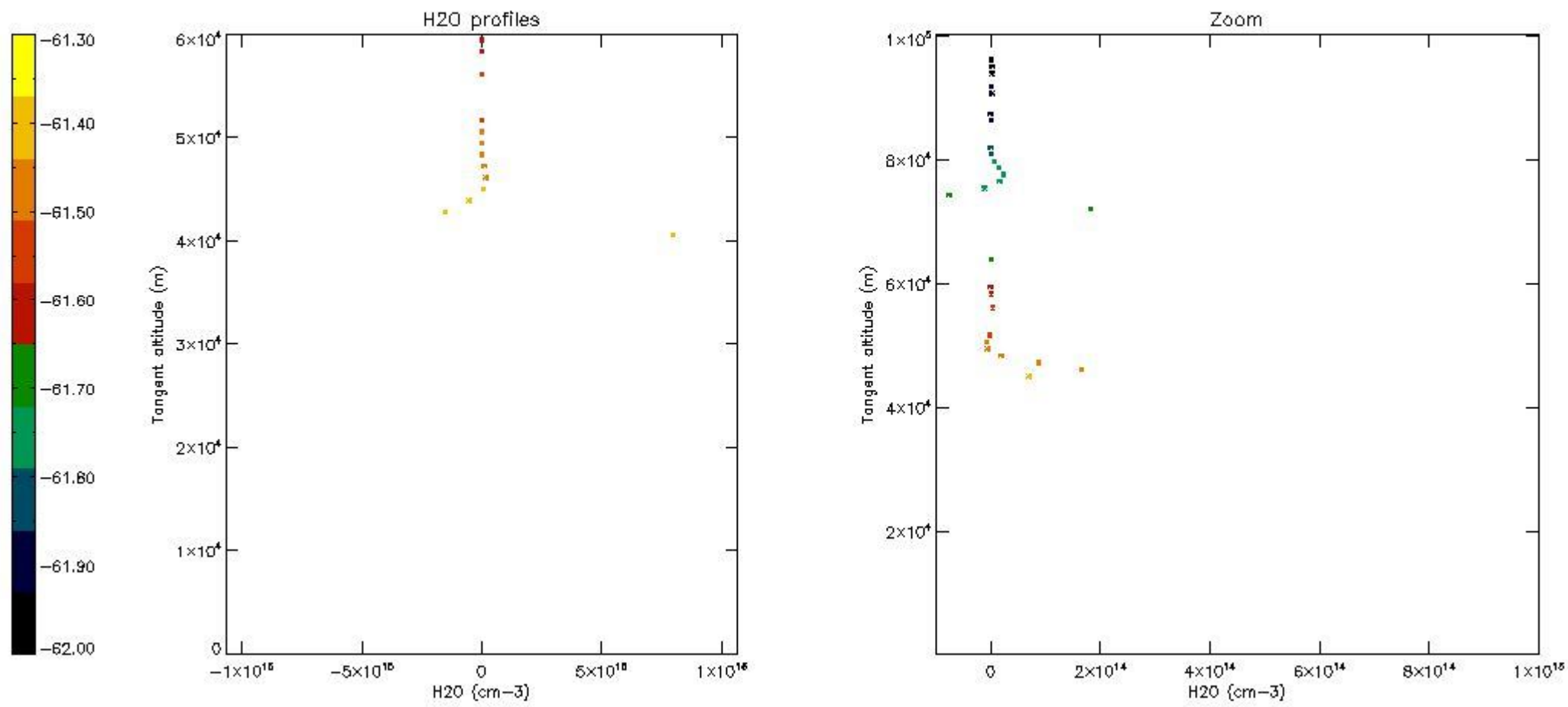
5.7 Plot NO3 profiles for all STD (dark without errors)

The colorbar represents the latitude.



5.8 Plot H2O profiles for all STD (only for occultations of stars 1,2,3,4,13,14,16,26,63 dark without errors)

The colorbar represents the latitude.



6. Auxiliary Data Files used for the production reported in section 2

The number reported in the third column indicates since which file (see list in section 2) the corresponding auxiliary file has been used. The fourth column is the date of those product files.

Type	Auxiliary Filename	Used since product	Used since product date
INST_PHYS_CHARACTERISTICS	GOM_INS_AXVIEC20091111_143220_20030716_120000_20500101_000000	1	06-JUL-2010 00:04:52
LEVEL-2_PROC_CONFIG	GOM_PR2_AXVIEC20091111_152718_20020301_000000_20500101_000000	1	06-JUL-2010 00:04:52
CROSS_SECTIONS_FILE	GOM_CRS_AXVIEC20091111_154832_20020301_000000_20500101_000000	1	06-JUL-2010 00:04:52

GOMOS Level 2 Daily Report

SUMMARY

[1. General Info](#)

[2. Summary of processed GOM_NL_2P products](#)

[3. Level 2 Quality information per product](#)

[3.1 Plot of level 2 quality information per product \(time dependant\)](#)

[3.2 Plot of level 2 quality information per product \(world map\)](#)

[4. Level 1 Quality information per product \(stored on level 2 products\)](#)

[4.1 Plot of level 1 quality information per product \(time dependant\)](#)

[4.1.1 Plot of level 1 quality information per product \(time dependant\): ASCENDING](#)

[4.1.2 Plot of level 1 quality information per product \(time dependant\): DESCENDING](#)

[4.2 Plot of level 1 quality information per product \(world map\)](#)

[4.2.1 Plot of level 1 quality information per product \(world map\): ASCENDING](#)

[4.2.2 Plot of level 1 quality information per product \(world map\): DESCENDING](#)

[5. Ozone profiles based on quality statistics and other trace gas profiles](#)

[5.1 Ozone statistics based on quality of products](#)

[5.2 Plot ozone profiles for all STD \(dark without errors\)](#)

[5.3 Plot ozone profiles where STD < 20% \(dark without errors\)](#)

[5.4. Plot ozone profiles where STD < 10% \(dark without errors\)](#)

[5.5. Plot ozone profiles where STD < 5% \(dark without errors\)](#)

[5.6 Plot NO2 profiles for all STD \(dark without errors\)](#)

[5.7 Plot NO3 profiles for all STD \(dark without errors\)](#)

[5.8 Plot H2O profiles \(only for occultations of stars 1,2,3,4,13,14,16,26,63 dark without errors\) for all STD](#)

[6. Auxiliary Data Files used for the production reported in section 2](#)

This report presents the daily analysis on parameters extracted from GOMOS level 2 data (GOM_NL__2P). It is intended to monitor some important parameters that will impact the quality of these products. A list of level 2 products (and content) that have arrived during the reporting day to the PCF is also given.

Item	Value
Time of report generation	29APR2013 12:43:42
Data source version	GOMOS/6.01
Start time of products	06-07-2010 (06JUL2010 00:00:00)
Stop time of products	07-07-2010 (07JUL2010 00:00:00)
Store outputs in DB	Yes
Nb of level 2 prods	158
Nb of prods with errors	0

2. Summary of processed GOM_NL__2P products.

Nr	Filename	UTC Start time	Limb	Duration	Star Id	Star Name	Star Mag	Star Temp	Nb Meas	Orbit	Prod. error
1	GOM_NL__2PRFIN20100706_000452_000000402091_00002_43643_8391.N1	06-JUL-2010 00:04:52	Bright	40.000	155	41Pi Sgr	2.9000	6600.0	80	43643	No
2	GOM_NL__2PRFIN20100706_001635_000000452091_00002_43643_8392.N1	06-JUL-2010 00:16:35	Bright	45.000	168	17Zet Aql	2.9860	11000.	90	43643	No
3	GOM_NL__2PRFIN20100706_002337_000000392091_00002_43643_8393.N1	06-JUL-2010 00:23:37	Bright	39.000	5	3Alp Lyr	0.033000	11000.	78	43643	No
4	GOM_NL__2PRFIN20100706_002743_000000482091_00002_43643_8394.N1	06-JUL-2010 00:27:43	Bright	47.500	144	18Del Cyg	2.8600	11000.	95	43643	No
5	GOM_NL__2PRFIN20100706_003057_000000582091_00002_43643_8395.N1	06-JUL-2010 00:30:57	Bright	58.000	19	50Alp Cyg	1.2460	10500.	116	43643	No
6	GOM_NL__2PRFIN20100706_003454_000000442091_00002_43643_8396.N1	06-JUL-2010 00:34:54	Bright	43.500	89	5Alp Cep	2.4510	8000.0	87	43643	No
7	GOM_NL__2PRFIN20100706_004222_000000522091_00002_43643_8397.N1	06-JUL-2010 00:42:22	Bright	51.500	74	11Bet Cas	2.2680	6600.0	103	43643	No
8	GOM_NL__2PRFIN20100706_004410_000000492091_00002_43643_8398.N1	06-JUL-2010 00:44:10	Bright	49.000	110	37Del Cas	2.6780	8900.0	98	43643	No
9	GOM_NL__2PRFIN20100706_005056_000000532091_00002_43643_8399.N1	06-JUL-2010 00:50:56	Bright	52.500	73	57Gam1And	2.2600	13100.	105	43643	No
10	GOM_NL__2PRFIN20100706_005334_000000822091_00002_43643_8400.N1	06-JUL-2010 00:53:34	Twilight	81.500	53	43Bet And	2.0480	3300.0	163	43643	No
11	GOM_NL__2PRFIN20100706_005819_000000692091_00002_43643_8401.N1	06-JUL-2010 00:58:19	Dark	68.500	50	13Alp Ari	2.0070	4250.0	137	43643	No
12	GOM_NL__2PRFIN20100706_081211_000000542091_00007_43648_8522.N1	06-JUL-2010 08:12:11	Straylight	53.500	63	Bet Gru	2.1500	2800.0	107	43648	No
13	GOM_NL__2PRFIN20100706_081439_000000852091_00007_43648_8523.N1	06-JUL-2010 08:14:39	Straylight	85.000	18	24Alp PsA	1.1660	9700.0	170	43648	No
14	GOM_NL__2PRFIN20100706_081705_000000562091_00007_43648_8524.N1	06-JUL-2010 08:17:05	Straylight	55.500	172	Gam Gru	3.0030	13100.	111	43648	No
15	GOM_NL__2PRFIN20100706_083933_000000442091_00007_43648_8525.N1	06-JUL-2010 08:39:33	Bright	44.000	168	17Zet Aql	2.9860	11000.	88	43648	No
16	GOM_NL__2PRFIN20100706_084635_000000412091_00007_43648_8526.N1	06-JUL-2010 08:46:35	Bright	40.500	5	3Alp Lyr	0.033000	11000.	81	43648	No
17	GOM_NL__2PRFIN20100706_085039_000000472091_00007_43648_8527.N1	06-JUL-2010 08:50:39	Bright	46.500	144	18Del Cyg	2.8600	11000.	93	43648	No
18	GOM_NL__2PRFIN20100706_085352_000000562091_00007_43648_8528.N1	06-JUL-2010 08:53:52	Bright	56.000	19	50Alp Cyg	1.2460	10500.	112	43648	No
19	GOM_NL__2PRFIN20100706_085750_000000432091_00007_43648_8529.N1	06-JUL-2010 08:57:50	Bright	43.000	89	5Alp Cep	2.4510	8000.0	86	43648	No
20	GOM_NL__2PRFIN20100706_090520_000000502091_00007_43648_8530.N1	06-JUL-2010 09:05:20	Bright	49.500	74	11Bet Cas	2.2680	6600.0	99	43648	No
21	GOM_NL__2PRFIN20100706_090709_000000432091_00007_43648_8531.N1	06-JUL-2010 09:07:09	Bright	42.500	110	37Del Cas	2.6780	8900.0	85	43648	No
22	GOM_NL__2PRFIN20100706_091356_000000542091_00007_43648_8532.N1	06-JUL-2010 09:13:56	Bright	54.000	73	57Gam1And	2.2600	13100.	108	43648	No
23	GOM_NL__2PRFIN20100706_091635_000000842091_00007_43648_8533.N1	06-JUL-2010 09:16:35	Twilight	84.000	53	43Bet And	2.0480	3300.0	168	43648	No
24	GOM_NL__2PRFIN20100706_092122_000000602091_00007_43648_8534.N1	06-JUL-2010 09:21:22	Dark	59.500	50	13Alp Ari	2.0070	4250.0	119	43648	No
25	GOM_NL__2PRFIN20100706_094307_000000952091_00007_43648_8535.N1	06-JUL-2010 09:43:07	Dark	95.000	52	16Bet Cet	2.0370	4500.0	190	43648	No
26	GOM_NL__2PRFIN20100706_094627_000000592091_00008_43649_8559.N1	06-JUL-2010 09:46:27	Dark	59.000	84	Alp Phe	2.3970	4500.0	118	43649	No
27	GOM_NL__2PRFIN20100706_095248_000000682091_00008_43649_8560.N1	06-JUL-2010 09:52:48	Straylight	68.000	63	Bet Gru	2.1500	2800.0	136	43649	No
28	GOM_NL__2PRFIN20100706_095517_000000852091_00008_43649_8561.N1	06-JUL-2010 09:55:17	Straylight	84.500	18	24Alp PsA	1.1660	9700.0	169	43649	No
29	GOM_NL__2PRFIN20100706_095742_000000562091_00008_43649_8562.N1	06-JUL-2010 09:57:42	Straylight	55.500	172	Gam Gru	3.0030	13100.	111	43649	No
30	GOM_NL__2PRFIN20100706_102008_000000442091_00008_43649_8563.N1	06-JUL-2010 10:20:08	Bright	44.000	168	17Zet Aql	2.9860	11000.	88	43649	No
31	GOM_NL__2PRFIN20100706_102711_000000442091_00008_43649_8564.N1	06-JUL-2010 10:27:11	Bright	44.000	5	3Alp Lyr	0.033000	11000.	88	43649	No
32	GOM_NL__2PRFIN20100706_103115_000000462091_00008_43649_8565.N1	06-JUL-2010 10:31:15	Bright	46.000	144	18Del Cyg	2.8600	11000.	92	43649	No
33	GOM_NL__2PRFIN20100706_103427_000000572091_00008_43649_8566.N1	06-JUL-2010 10:34:27	Bright	56.500	19	50Alp Cyg	1.2460	10500.	113	43649	No
34	GOM_NL__2PRFIN20100706_103826_000000452091_00008_43649_8567.N1	06-JUL-2010 10:38:26	Bright	45.000	89	5Alp Cep	2.4510	8000.0	90	43649	No
35	GOM_NL__2PRFIN20100706_104556_000000502091_00008_43649_8568.N1	06-JUL-2010 10:45:56	Bright	49.500	74	11Bet Cas	2.2680	6600.0	99	43649	No
36	GOM_NL__2PRFIN20100706_104745_000000452091_00008_43649_8569.N1	06-JUL-2010 10:47:45	Bright	44.500	110	37Del Cas	2.6780	8900.0	89	43649	No
37	GOM_NL__2PRFIN20100706_105432_000000522091_00008_43649_8570.N1	06-JUL-2010 10:54:32	Bright	51.500	73	57Gam1And	2.2600	13100.	103	43649	No
38	GOM_NL__2PRFIN20100706_105710_000000822091_00008_43649_8571.N1	06-JUL-2010 10:57:10	Twilight	81.500	53	43Bet And	2.0480	3300.0	163	43649	No
39	GOM_NL__2PRFIN20100706_110158_000000772091_00008_43649_8572.N1	06-JUL-2010 11:01:58	Dark	77.000	50	13Alp Ari	2.0070	4250.0	154	43649	No
40	GOM_NL__2PRFIN20100706_112345_000000802091_00008_43649_8573.N1	06-JUL-2010 11:23:45	Dark	79.500	52	16Bet Cet	2.0370	4500.0	159	43649	No
41	GOM_NL__2PRFIN20100706_112703_000000502091_00009_43650_8614.N1	06-JUL-2010 11:27:03	Dark	50.000	84	Alp Phe	2.3970	4500.0	100	43650	No
42	GOM_NL__2PRFIN20100706_113325_000000532091_00009_43650_8615.N1	06-JUL-2010 11:33:25	Straylight	52.500	63	Bet Gru	2.1500	2800.0	105	43650	No

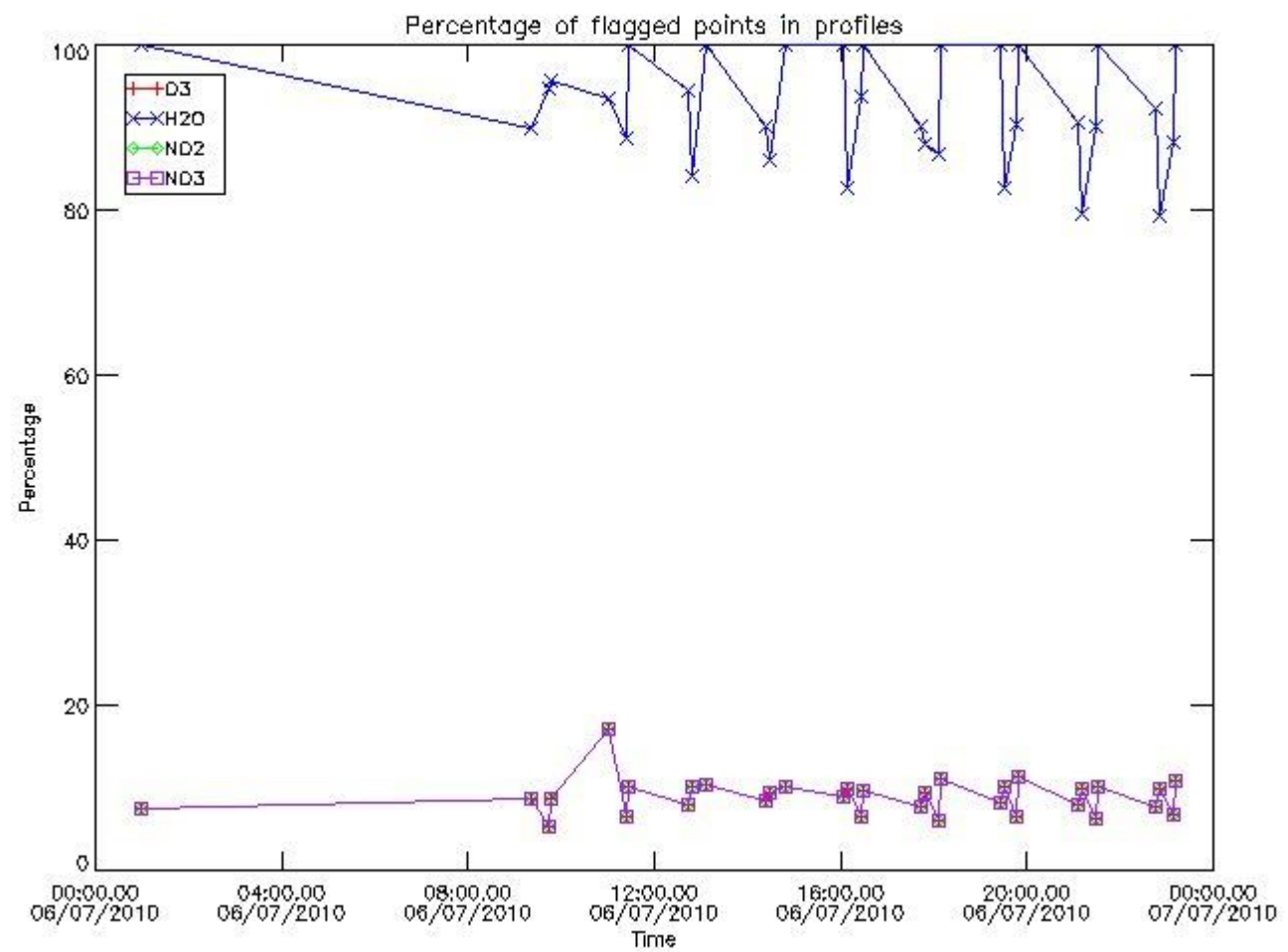
43	GOM_NL__2PRFIN20100706_113554_000000832091_00009_43650_8616.N1	06-JUL-2010 11:35:54	Straylight	83.000	18	24Alp PsA	1.1660	9700.0	166	43650	No
44	GOM_NL__2PRFIN20100706_113819_000000552091_00009_43650_8617.N1	06-JUL-2010 11:38:19	Straylight	54.500	172	Gam Gru	3.0030	13100.	109	43650	No
45	GOM_NL__2PRFIN20100706_120044_000000442091_00009_43650_8618.N1	06-JUL-2010 12:00:44	Bright	44.000	168	17Zet Aql	2.9860	11000.	88	43650	No
46	GOM_NL__2PRFIN20100706_120746_000000382091_00009_43650_8619.N1	06-JUL-2010 12:07:46	Bright	38.000	5	3Alp Lyr	0.033000	11000.	76	43650	No
47	GOM_NL__2PRFIN20100706_121149_000000462091_00009_43650_8620.N1	06-JUL-2010 12:11:49	Bright	46.000	144	18Del Cyg	2.8600	11000.	92	43650	No
48	GOM_NL__2PRFIN20100706_121501_000000612091_00009_43650_8621.N1	06-JUL-2010 12:15:01	Bright	61.000	19	50Alp Cyg	1.2460	10500.	122	43650	No
49	GOM_NL__2PRFIN20100706_121900_000000462091_00009_43650_8622.N1	06-JUL-2010 12:19:00	Bright	45.500	89	5Alp Cep	2.4510	8000.0	91	43650	No
50	GOM_NL__2PRFIN20100706_122630_000000502091_00009_43650_8623.N1	06-JUL-2010 12:26:30	Bright	49.500	74	11Bet Cas	2.2680	6600.0	99	43650	No
51	GOM_NL__2PRFIN20100706_122820_000000442091_00009_43650_8624.N1	06-JUL-2010 12:28:20	Bright	43.500	110	37Del Cas	2.6780	8900.0	87	43650	No
52	GOM_NL__2PRFIN20100706_123507_000000592091_00009_43650_8625.N1	06-JUL-2010 12:35:07	Bright	58.500	73	57Gam1And	2.2600	13100.	117	43650	No
53	GOM_NL__2PRFIN20100706_123746_000000812091_00009_43650_8626.N1	06-JUL-2010 12:37:46	Tw_i_and_stray	81.000	53	43Bet And	2.0480	3300.0	162	43650	No
54	GOM_NL__2PRFIN20100706_124234_000000652091_00009_43650_8627.N1	06-JUL-2010 12:42:34	Dark	64.500	50	13Alp Ari	2.0070	4250.0	129	43650	No
55	GOM_NL__2PRFIN20100706_124740_000000512091_00009_43650_8628.N1	06-JUL-2010 12:47:40	Dark	50.500	94	92Alp Cet	2.5260	3100.0	101	43650	No
56	GOM_NL__2PRFIN20100706_130740_000000502091_00010_43651_8674.N1	06-JUL-2010 13:07:40	Dark	49.500	84	Alp Phe	2.3970	4500.0	99	43651	No
57	GOM_NL__2PRFIN20100706_131401_000000532091_00010_43651_8675.N1	06-JUL-2010 13:14:01	Straylight	53.000	63	Bet Gru	2.1500	2800.0	106	43651	No
58	GOM_NL__2PRFIN20100706_131631_000000842091_00010_43651_8676.N1	06-JUL-2010 13:16:31	Straylight	84.000	18	24Alp PsA	1.1660	9700.0	168	43651	No
59	GOM_NL__2PRFIN20100706_131856_000000572091_00010_43651_8677.N1	06-JUL-2010 13:18:56	Straylight	56.500	172	Gam Gru	3.0030	13100.	113	43651	No
60	GOM_NL__2PRFIN20100706_134119_000000462091_00010_43651_8678.N1	06-JUL-2010 13:41:19	Bright	45.500	168	17Zet Aql	2.9860	11000.	91	43651	No
61	GOM_NL__2PRFIN20100706_134822_000000402091_00010_43651_8679.N1	06-JUL-2010 13:48:22	Bright	40.000	5	3Alp Lyr	0.033000	11000.	80	43651	No
62	GOM_NL__2PRFIN20100706_135224_000000472091_00010_43651_8680.N1	06-JUL-2010 13:52:24	Bright	46.500	144	18Del Cyg	2.8600	11000.	93	43651	No
63	GOM_NL__2PRFIN20100706_135536_000000572091_00010_43651_8681.N1	06-JUL-2010 13:55:36	Bright	57.000	19	50Alp Cyg	1.2460	10500.	114	43651	No
64	GOM_NL__2PRFIN20100706_135936_000000452091_00010_43651_8682.N1	06-JUL-2010 13:59:36	Bright	45.000	89	5Alp Cep	2.4510	8000.0	90	43651	No
65	GOM_NL__2PRFIN20100706_140706_000000502091_00010_43651_8683.N1	06-JUL-2010 14:07:06	Bright	49.500	74	11Bet Cas	2.2680	6600.0	99	43651	No
66	GOM_NL__2PRFIN20100706_140855_000000442091_00010_43651_8684.N1	06-JUL-2010 14:08:55	Bright	44.000	110	37Del Cas	2.6780	8900.0	88	43651	No
67	GOM_NL__2PRFIN20100706_141543_000000562091_00010_43651_8685.N1	06-JUL-2010 14:15:43	Bright	56.000	73	57Gam1And	2.2600	13100.	112	43651	No
68	GOM_NL__2PRFIN20100706_141822_000000772091_00010_43651_8686.N1	06-JUL-2010 14:18:22	Tw_i_and_stray	76.500	53	43Bet And	2.0480	3300.0	153	43651	No
69	GOM_NL__2PRFIN20100706_142311_000000612091_00010_43651_8687.N1	06-JUL-2010 14:23:11	Dark	61.000	50	13Alp Ari	2.0070	4250.0	122	43651	No
70	GOM_NL__2PRFIN20100706_142816_000000542091_00010_43651_8688.N1	06-JUL-2010 14:28:16	Dark	54.000	94	92Alp Cet	2.5260	3100.0	108	43651	No
71	GOM_NL__2PRFIN20100706_144817_000000512091_00011_43652_8729.N1	06-JUL-2010 14:48:17	Dark	50.500	84	Alp Phe	2.3970	4500.0	101	43652	No
72	GOM_NL__2PRFIN20100706_145438_000000512091_00011_43652_8730.N1	06-JUL-2010 14:54:38	Straylight	51.000	63	Bet Gru	2.1500	2800.0	102	43652	No
73	GOM_NL__2PRFIN20100706_145709_000000842091_00011_43652_8731.N1	06-JUL-2010 14:57:09	Straylight	84.000	18	24Alp PsA	1.1660	9700.0	168	43652	No
74	GOM_NL__2PRFIN20100706_145932_000000542091_00011_43652_8732.N1	06-JUL-2010 14:59:32	Straylight	53.500	172	Gam Gru	3.0030	13100.	107	43652	No
75	GOM_NL__2PRFIN20100706_152155_000000442091_00011_43652_8733.N1	06-JUL-2010 15:21:55	Bright	43.500	168	17Zet Aql	2.9860	11000.	87	43652	No
76	GOM_NL__2PRFIN20100706_152857_000000402091_00011_43652_8734.N1	06-JUL-2010 15:28:57	Bright	39.500	5	3Alp Lyr	0.033000	11000.	79	43652	No
77	GOM_NL__2PRFIN20100706_153259_000000452091_00011_43652_8735.N1	06-JUL-2010 15:32:59	Bright	45.000	144	18Del Cyg	2.8600	11000.	90	43652	No
78	GOM_NL__2PRFIN20100706_153611_000000582091_00011_43652_8736.N1	06-JUL-2010 15:36:11	Bright	58.000	19	50Alp Cyg	1.2460	10500.	116	43652	No
79	GOM_NL__2PRFIN20100706_154011_000000462091_00011_43652_8737.N1	06-JUL-2010 15:40:11	Bright	46.000	89	5Alp Cep	2.4510	8000.0	92	43652	No
80	GOM_NL__2PRFIN20100706_154741_000000512091_00011_43652_8738.N1	06-JUL-2010 15:47:41	Bright	50.500	74	11Bet Cas	2.2680	6600.0	101	43652	No
81	GOM_NL__2PRFIN20100706_154931_000000642091_00011_43652_8739.N1	06-JUL-2010 15:49:31	Bright	64.000	110	37Del Cas	2.6780	8900.0	128	43652	No
82	GOM_NL__2PRFIN20100706_155619_000000522091_00011_43652_8740.N1	06-JUL-2010 15:56:19	Bright	52.000	73	57Gam1And	2.2600	13100.	104	43652	No
83	GOM_NL__2PRFIN20100706_155858_000000932091_00011_43652_8741.N1	06-JUL-2010 15:58:58	Tw_i_and_stray	92.500	53	43Bet And	2.0480	3300.0	185	43652	No
84	GOM_NL__2PRFIN20100706_160347_000000632091_00011_43652_8742.N1	06-JUL-2010 16:03:47	Dark	63.000	50	13Alp Ari	2.0070	4250.0	126	43652	No
85	GOM_NL__2PRFIN20100706_160852_000000522091_00011_43652_8743.N1	06-JUL-2010 16:08:52	Dark	52.000	94	92Alp Cet	2.5260	3100.0	104	43652	No
86	GOM_NL__2PRFIN20100706_162539_000000802091_00011_43652_8744.N1	06-JUL-2010 16:25:39	Dark	79.500	52	16Bet Cet	2.0370	4500.0	159	43652	No
87	GOM_NL__2PRFIN20100706_162854_000000582091_00012_43653_8757.N1	06-JUL-2010 16:28:54	Dark	57.500	84	Alp Phe	2.3970	4500.0	115	43653	No
88	GOM_NL__2PRFIN20100706_163515_000000512091_00012_43653_8758.N1	06-JUL-2010 16:35:15	Straylight	51.000	63	Bet Gru	2.1500	2800.0	102	43653	No
89	GOM_NL__2PRFIN20100706_163746_000000822091_00012_43653_8759.N1	06-JUL-2010 16:37:46	Straylight	82.000	18	24Alp PsA	1.1660	9700.0	164	43653	No
90	GOM_NL__2PRFIN20100706_164009_000000552091_00012_43653_8760.N1	06-JUL-2010 16:40:09	Straylight	54.500	172	Gam Gru	3.0030	13100.	109	43653	No
91	GOM_NL__2PRFIN20100706_170230_000000452091_00012_43653_8761.N1	06-JUL-2010 17:02:30	Bright	45.000	168	17Zet Aql	2.9860	11000.	90	43653	No
92	GOM_NL__2PRFIN20100706_170933_000000462091_00012_43653_8762.N1	06-JUL-2010 17:09:33	Bright	46.000	5	3Alp Lyr	0.033000	11000.	92	43653	No
93	GOM_NL__2PRFIN20100706_171335_000000482091_00012_43653_8763.N1	06-JUL-2010 17:13:35	Bright	48.000	144	18Del Cyg	2.8600	11000.	96	43653	No
94	GOM_NL__2PRFIN20100706_171646_000000582091_00012_43653_8764.N1	06-JUL-2010 17:16:46	Bright	57.500	19	50Alp Cyg	1.2460	10500.	115	43653	No
95	GOM_NL__2PRFIN20100706_172046_000000452091_00012_43653_8765.N1	06-JUL-2010 17:20:46	Bright	44.500	89	5Alp Cep	2.4510	8000.0	89	43653	No
96	GOM_NL__2PRFIN20100706_172816_000000482091_00012_43653_8766.N1	06-JUL-2010 17:28:16	Bright	48.000	74	11Bet Cas	2.2680	6600.0	96	43653	No
97	GOM_NL__2PRFIN20100706_173007_000000422091_00012_43653_8767.N1	06-JUL-2010 17:30:07	Bright	42.000	110	37Del Cas	2.6780	8900.0	84	43653	No
98	GOM_NL__2PRFIN20100706_173654_000000562091_00012_43653_8768.N1	06-JUL-2010 17:36:54	Bright	55.500	73	57Gam1And	2.2600	13100.	111	43653	No
99	GOM_NL__2PRFIN20100706_173933_000000792091_00012_43653_8769.N1	06-JUL-2010 17:39:33	Tw_i_and_stray	79.000	53	43Bet And	2.0480	3300.0	158	43653	No
100	GOM_NL__2PRFIN20100706_174423_000000672091_00012_43653_8770.N1	06-JUL-2010 17:44:23	Dark	66.500	50	13Alp Ari	2.0070	4250.0	133	43653	No
101	GOM_NL__2PRFIN20100706_174929_000000552091_00012_43653_8771.N1	06-JUL-2010 17:49:29	Dark	54.500	94	92Alp Cet	2.5260	3100.0	109	43653	No

102	GOM_NL__2PRFIN20100706_180617_000000842091_00012_43653_8772.N1	06-JUL-2010 18:06:17	Dark	83.500	52	16Bet Cet	2.0370	4500.0	167	43653	No
103	GOM_NL__2PRFIN20100706_180932_000000512091_00013_43654_8779.N1	06-JUL-2010 18:09:32	Dark	50.500	84	Alp Phe	2.3970	4500.0	101	43654	No
104	GOM_NL__2PRFIN20100706_181552_000000532091_00013_43654_8780.N1	06-JUL-2010 18:15:52	Straylight	52.500	63	Bet Gru	2.1500	2800.0	105	43654	No
105	GOM_NL__2PRFIN20100706_181824_000000812091_00013_43654_8781.N1	06-JUL-2010 18:18:24	Straylight	80.500	18	24Alp PsA	1.1660	9700.0	161	43654	No
106	GOM_NL__2PRFIN20100706_182046_000000562091_00013_43654_8782.N1	06-JUL-2010 18:20:46	Straylight	55.500	172	Gam Gru	3.0030	13100.	111	43654	No
107	GOM_NL__2PRFIN20100706_184306_000000442091_00013_43654_8783.N1	06-JUL-2010 18:43:06	Bright	43.500	168	17Zet Aql	2.9860	11000.	87	43654	No
108	GOM_NL__2PRFIN20100706_185009_000000452091_00013_43654_8784.N1	06-JUL-2010 18:50:09	Bright	45.000	5	3Alp Lyr	0.033000	11000.	90	43654	No
109	GOM_NL__2PRFIN20100706_185410_000000472091_00013_43654_8785.N1	06-JUL-2010 18:54:10	Bright	47.000	144	18Del Cyg	2.8600	11000.	94	43654	No
110	GOM_NL__2PRFIN20100706_185720_000000582091_00013_43654_8786.N1	06-JUL-2010 18:57:20	Bright	57.500	19	50Alp Cyg	1.2460	10500.	115	43654	No
111	GOM_NL__2PRFIN20100706_190122_000000442091_00013_43654_8787.N1	06-JUL-2010 19:01:22	Bright	43.500	89	5Alp Cep	2.4510	8000.0	87	43654	No
112	GOM_NL__2PRFIN20100706_190852_000000472091_00013_43654_8788.N1	06-JUL-2010 19:08:52	Bright	46.500	74	11Bet Cas	2.2680	6600.0	93	43654	No
113	GOM_NL__2PRFIN20100706_191042_000000642091_00013_43654_8789.N1	06-JUL-2010 19:10:42	Bright	64.000	110	37Del Cas	2.6780	8900.0	128	43654	No
114	GOM_NL__2PRFIN20100706_191730_000000692091_00013_43654_8790.N1	06-JUL-2010 19:17:30	Bright	69.000	73	57Gam1And	2.2600	13100.	138	43654	No
115	GOM_NL__2PRFIN20100706_192009_000000852091_00013_43654_8791.N1	06-JUL-2010 19:20:09	Tw_i_and_stray	85.000	53	43Bet And	2.0480	3300.0	170	43654	No
116	GOM_NL__2PRFIN20100706_192459_000000692091_00013_43654_8792.N1	06-JUL-2010 19:24:59	Dark	68.500	50	13Alp Ari	2.0070	4250.0	137	43654	No
117	GOM_NL__2PRFIN20100706_193005_000000552091_00013_43654_8793.N1	06-JUL-2010 19:30:05	Dark	55.000	94	92Alp Cet	2.5260	3100.0	110	43654	No
118	GOM_NL__2PRFIN20100706_194655_000000792091_00013_43654_8794.N1	06-JUL-2010 19:46:55	Dark	79.000	52	16Bet Cet	2.0370	4500.0	158	43654	No
119	GOM_NL__2PRFIN20100706_195009_000000492091_00014_43655_8824.N1	06-JUL-2010 19:50:09	Dark	49.000	84	Alp Phe	2.3970	4500.0	98	43655	No
120	GOM_NL__2PRFIN20100706_195629_000000542091_00014_43655_8825.N1	06-JUL-2010 19:56:29	Straylight	54.000	63	Bet Gru	2.1500	2800.0	108	43655	No
121	GOM_NL__2PRFIN20100706_195901_000000842091_00014_43655_8826.N1	06-JUL-2010 19:59:01	Straylight	84.000	18	24Alp PsA	1.1660	9700.0	168	43655	No
122	GOM_NL__2PRFIN20100706_200123_000000552091_00014_43655_8827.N1	06-JUL-2010 20:01:23	Straylight	54.500	172	Gam Gru	3.0030	13100.	109	43655	No
123	GOM_NL__2PRFIN20100706_202341_000000452091_00014_43655_8828.N1	06-JUL-2010 20:23:41	Bright	44.500	168	17Zet Aql	2.9860	11000.	89	43655	No
124	GOM_NL__2PRFIN20100706_203044_000000412091_00014_43655_8829.N1	06-JUL-2010 20:30:44	Bright	41.000	5	3Alp Lyr	0.033000	11000.	82	43655	No
125	GOM_NL__2PRFIN20100706_203445_000000472091_00014_43655_8830.N1	06-JUL-2010 20:34:45	Bright	46.500	144	18Del Cyg	2.8600	11000.	93	43655	No
126	GOM_NL__2PRFIN20100706_203755_000000572091_00014_43655_8831.N1	06-JUL-2010 20:37:55	Bright	57.000	19	50Alp Cyg	1.2460	10500.	114	43655	No
127	GOM_NL__2PRFIN20100706_204157_000000422091_00014_43655_8832.N1	06-JUL-2010 20:41:57	Bright	41.500	89	5Alp Cep	2.4510	8000.0	83	43655	No
128	GOM_NL__2PRFIN20100706_204927_000000492091_00014_43655_8833.N1	06-JUL-2010 20:49:27	Bright	48.500	74	11Bet Cas	2.2680	6600.0	97	43655	No
129	GOM_NL__2PRFIN20100706_205118_000000442091_00014_43655_8834.N1	06-JUL-2010 20:51:18	Bright	44.000	110	37Del Cas	2.6780	8900.0	88	43655	No
130	GOM_NL__2PRFIN20100706_205806_000000552091_00014_43655_8835.N1	06-JUL-2010 20:58:06	Bright	54.500	73	57Gam1And	2.2600	13100.	109	43655	No
131	GOM_NL__2PRFIN20100706_210045_000000842091_00014_43655_8836.N1	06-JUL-2010 21:00:45	Tw_i_and_stray	84.000	53	43Bet And	2.0480	3300.0	168	43655	No
132	GOM_NL__2PRFIN20100706_210535_000000642091_00014_43655_8837.N1	06-JUL-2010 21:05:35	Dark	63.500	50	13Alp Ari	2.0070	4250.0	127	43655	No
133	GOM_NL__2PRFIN20100706_211042_000000522091_00014_43655_8838.N1	06-JUL-2010 21:10:42	Dark	51.500	94	92Alp Cet	2.5260	3100.0	103	43655	No
134	GOM_NL__2PRFIN20100706_212733_000000812091_00014_43655_8839.N1	06-JUL-2010 21:27:33	Dark	81.000	52	16Bet Cet	2.0370	4500.0	162	43655	No
135	GOM_NL__2PRFIN20100706_213045_000000512091_00015_43656_8837.N1	06-JUL-2010 21:30:45	Dark	50.500	84	Alp Phe	2.3970	4500.0	101	43656	No
136	GOM_NL__2PRFIN20100706_213706_000000592091_00015_43656_8838.N1	06-JUL-2010 21:37:06	Straylight	58.500	63	Bet Gru	2.1500	2800.0	117	43656	No
137	GOM_NL__2PRFIN20100706_213939_000000832091_00015_43656_8839.N1	06-JUL-2010 21:39:39	Straylight	83.000	18	24Alp PsA	1.1660	9700.0	166	43656	No
138	GOM_NL__2PRFIN20100706_214200_000000542091_00015_43656_8840.N1	06-JUL-2010 21:42:00	Straylight	53.500	172	Gam Gru	3.0030	13100.	107	43656	No
139	GOM_NL__2PRFIN20100706_220417_000000462091_00015_43656_8841.N1	06-JUL-2010 22:04:17	Bright	45.500	168	17Zet Aql	2.9860	11000.	91	43656	No
140	GOM_NL__2PRFIN20100706_221120_000000402091_00015_43656_8842.N1	06-JUL-2010 22:11:20	Bright	40.000	5	3Alp Lyr	0.033000	11000.	80	43656	No
141	GOM_NL__2PRFIN20100706_221520_000000492091_00015_43656_8843.N1	06-JUL-2010 22:15:20	Bright	48.500	144	18Del Cyg	2.8600	11000.	97	43656	No
142	GOM_NL__2PRFIN20100706_221830_000000582091_00015_43656_8844.N1	06-JUL-2010 22:18:30	Bright	58.000	19	50Alp Cyg	1.2460	10500.	116	43656	No
143	GOM_NL__2PRFIN20100706_222232_000000462091_00015_43656_8845.N1	06-JUL-2010 22:22:32	Bright	45.500	89	5Alp Cep	2.4510	8000.0	91	43656	No
144	GOM_NL__2PRFIN20100706_223002_000000502091_00015_43656_8846.N1	06-JUL-2010 22:30:02	Bright	49.500	74	11Bet Cas	2.2680	6600.0	99	43656	No
145	GOM_NL__2PRFIN20100706_223154_000000422091_00015_43656_8847.N1	06-JUL-2010 22:31:54	Bright	42.000	110	37Del Cas	2.6780	8900.0	84	43656	No
146	GOM_NL__2PRFIN20100706_223842_000000572091_00015_43656_8848.N1	06-JUL-2010 22:38:42	Bright	56.500	73	57Gam1And	2.2600	13100.	113	43656	No
147	GOM_NL__2PRFIN20100706_224121_000000822091_00015_43656_8849.N1	06-JUL-2010 22:41:21	Tw_i_and_stray	82.000	53	43Bet And	2.0480	3300.0	164	43656	No
148	GOM_NL__2PRFIN20100706_224612_000000662091_00015_43656_8850.N1	06-JUL-2010 22:46:12	Dark	66.000	50	13Alp Ari	2.0070	4250.0	132	43656	No
149	GOM_NL__2PRFIN20100706_225118_000000512091_00015_43656_8851.N1	06-JUL-2010 22:51:18	Dark	50.500	94	92Alp Cet	2.5260	3100.0	101	43656	No
150	GOM_NL__2PRFIN20100706_230812_000000762091_00015_43656_8852.N1	06-JUL-2010 23:08:12	Dark	76.000	52	16Bet Cet	2.0370	4500.0	152	43656	No
151	GOM_NL__2PRFIN20100706_231122_000000482091_00016_43657_8869.N1	06-JUL-2010 23:11:22	Dark	47.500	84	Alp Phe	2.3970	4500.0	95	43657	No
152	GOM_NL__2PRFIN20100706_231742_000000622091_00016_43657_8870.N1	06-JUL-2010 23:17:42	Straylight	61.500	63	Bet Gru	2.1500	2800.0	123	43657	No
153	GOM_NL__2PRFIN20100706_232016_000000832091_00016_43657_8871.N1	06-JUL-2010 23:20:16	Straylight	83.000	18	24Alp PsA	1.1660	9700.0	166	43657	No
154	GOM_NL__2PRFIN20100706_232237_000000542091_00016_43657_8872.N1	06-JUL-2010 23:22:37	Straylight	53.500	172	Gam Gru	3.0030	13100.	107	43657	No
155	GOM_NL__2PRFIN20100706_234453_000000442091_00016_43657_8873.N1	06-JUL-2010 23:44:53	Bright	43.500	168	17Zet Aql	2.9860	11000.	87	43657	No
156	GOM_NL__2PRFIN20100706_235155_000000402091_00016_43657_8874.N1	06-JUL-2010 23:51:55	Bright	40.000	5	3Alp Lyr	0.033000	11000.	80	43657	No
157	GOM_NL__2PRFIN20100706_235555_000000452091_00016_43657_8875.N1	06-JUL-2010 23:55:55	Bright	45.000	144	18Del Cyg	2.8600	11000.	90	43657	No
158	GOM_NL__2PRFIN20100706_235905_000000582091_00016_43657_8876.N1	06-JUL-2010 23:59:05	Bright	58.000	19	50Alp Cyg	1.2460	10500.	116	43657	No

3. Quality information per product

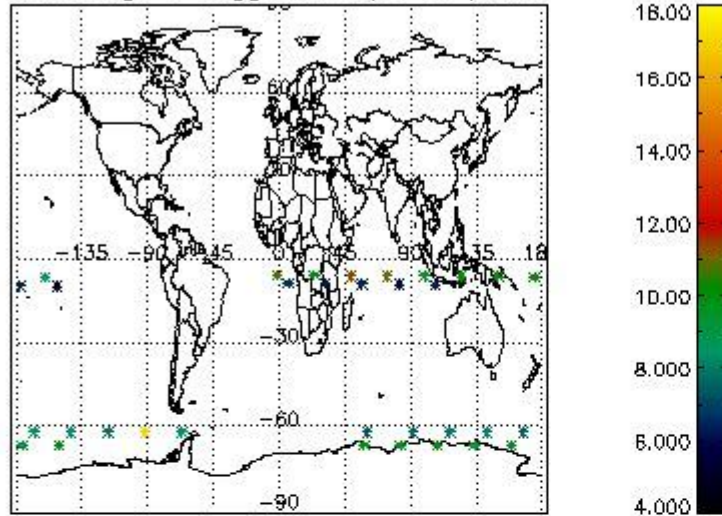
In this section it is plotted some information contained in the Quality Summary data set of the level 2 products. Only products in dark limb conditions and without errors (error flag in the MPH set to "0") are used.

3.1 Plot quality information per product (time dependant)

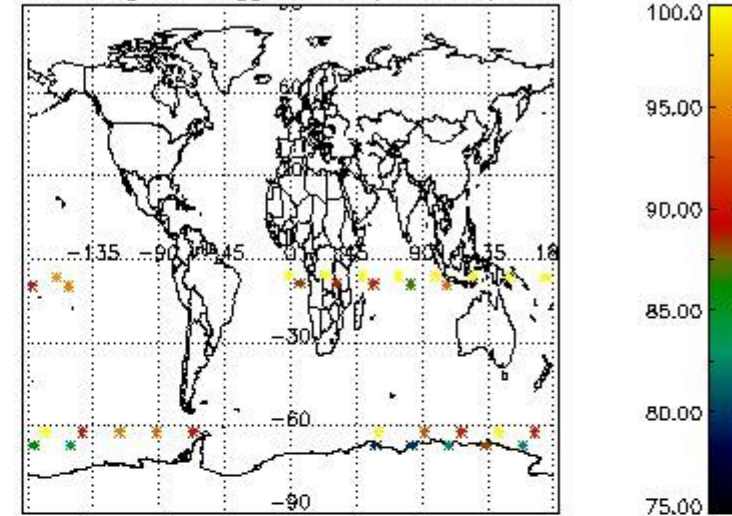


3.2 Plot quality information per product (world map)

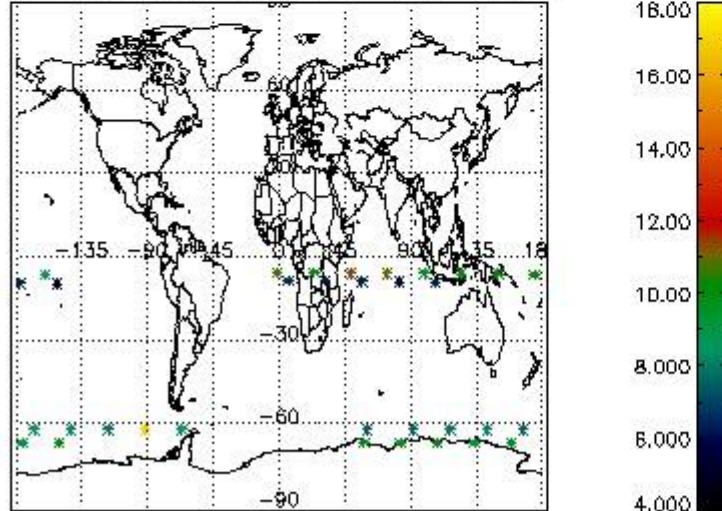
Percentage of flagged data per O3 profile



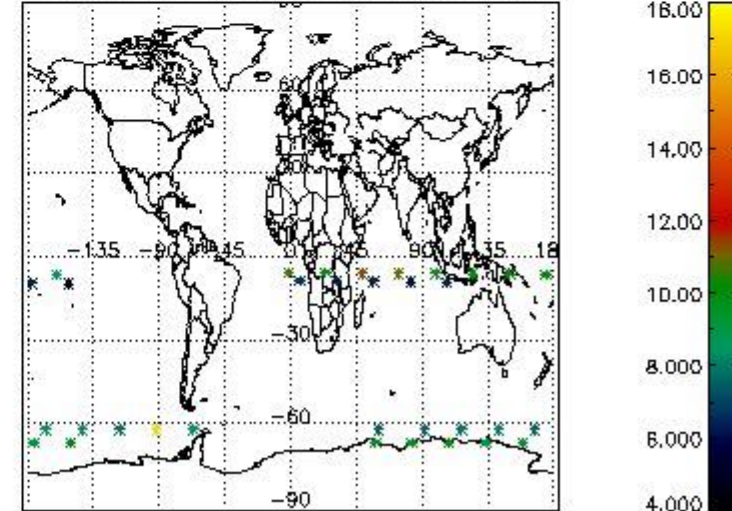
Percentage of flagged data per H2O profile



Percentage of flagged data per NO2 profile



Percentage of flagged data per NO3 profile

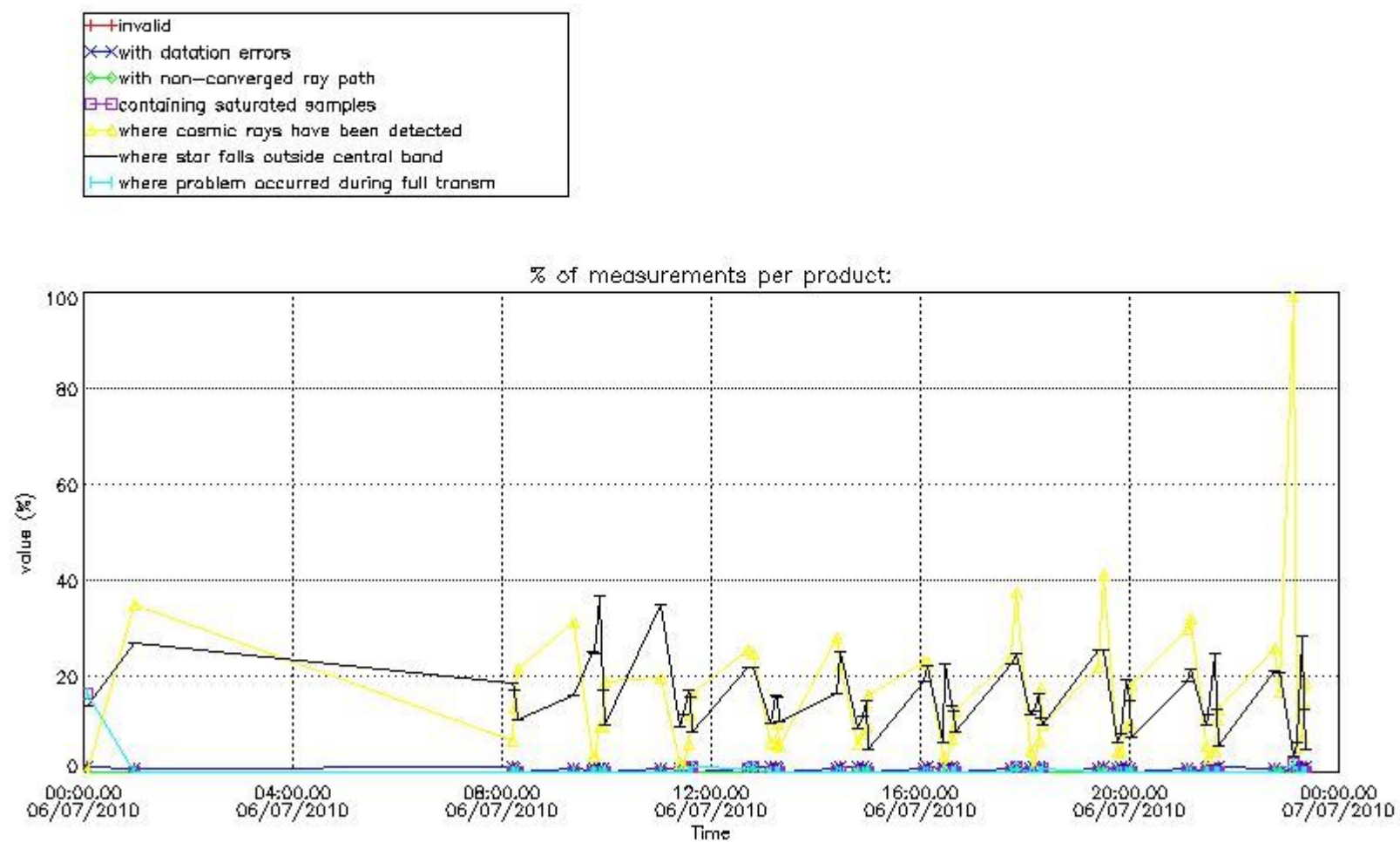


4. Level 1 quality information per product

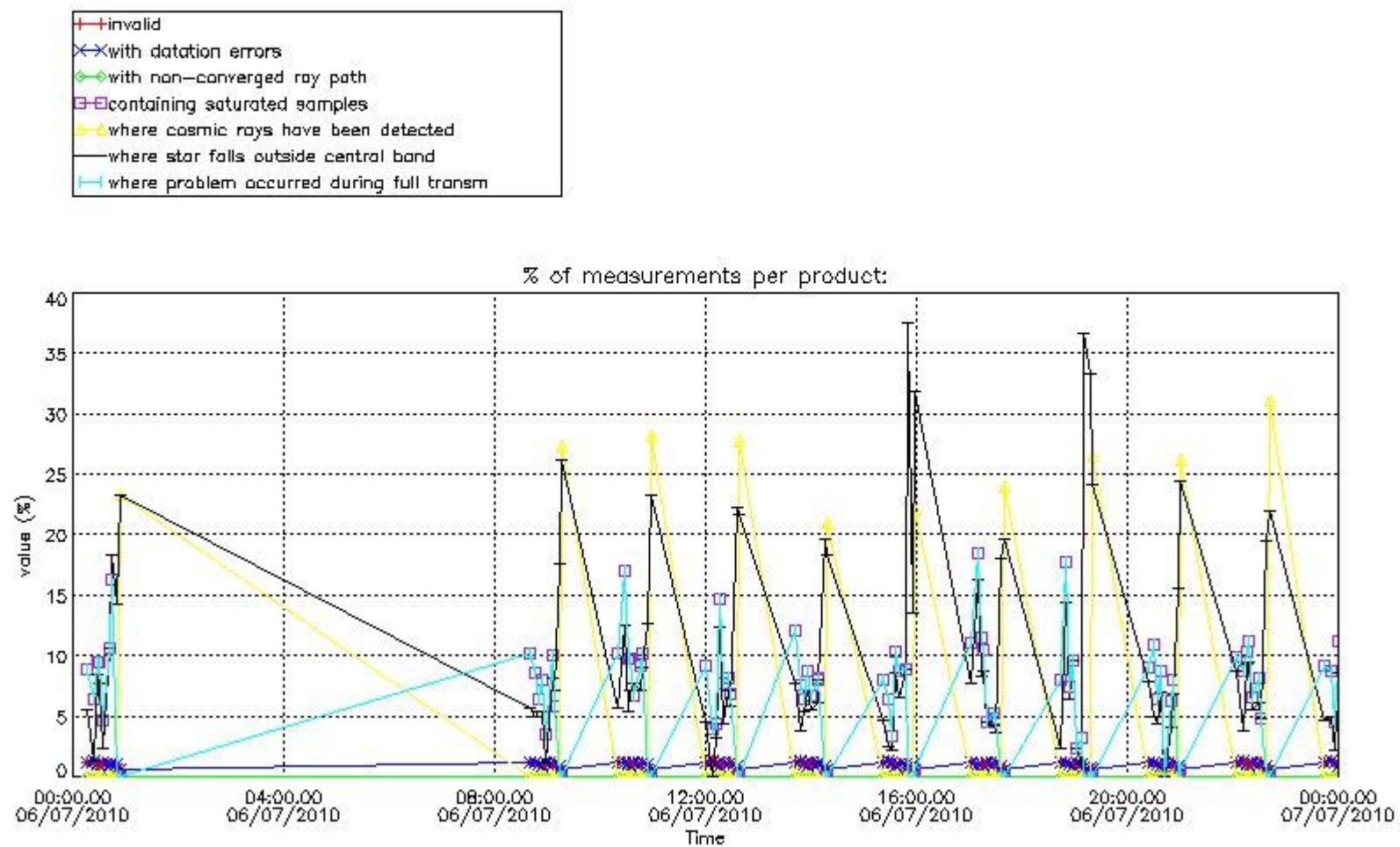
In this section it is plotted some information contained in the Quality Summary data set of the level 2 products that comes from the level 1b processing. Products without errors (error flag in the MPH set to "0") are used.

4.1 Plot quality information per product (time dependant) coming from level 1b processing

4.1.1 Plot level 1 quality information per product (time dependant): ENVISAT ASCENDING passes



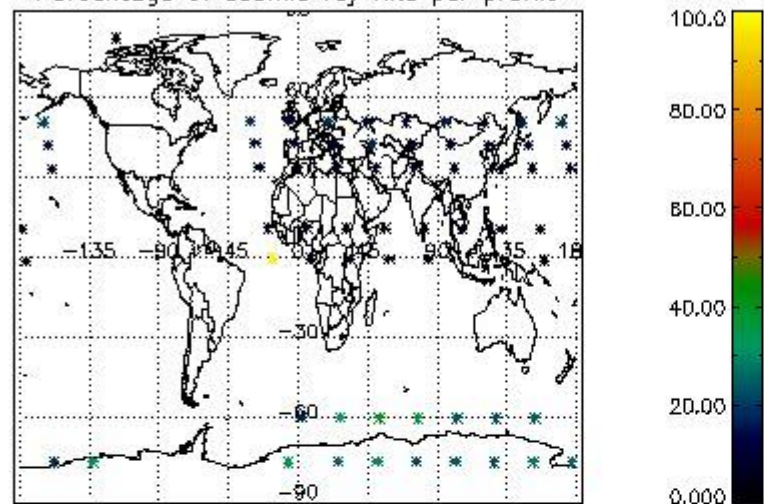
4.1.2 Plot level 1 quality information per product (time dependant): ENVI SAT DESCENDING passes



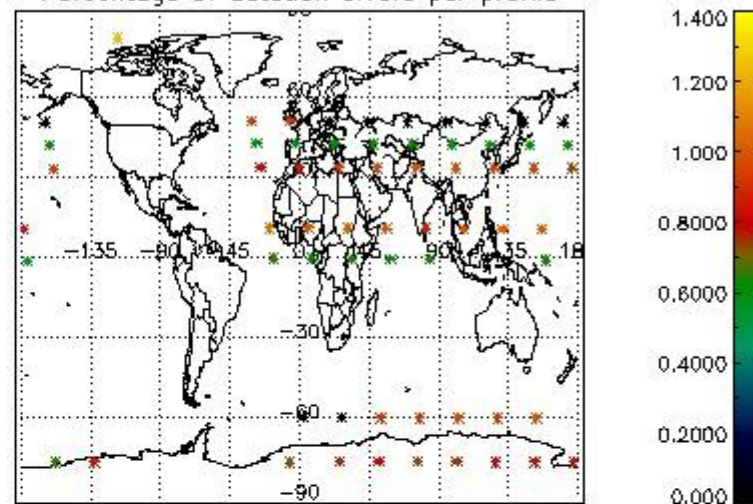
4.2 Plot quality information per product coming from level 1b processing (world map)

4.2.1 Plot level 1 quality information per product (world map): ENVISAT ASCENDING passes

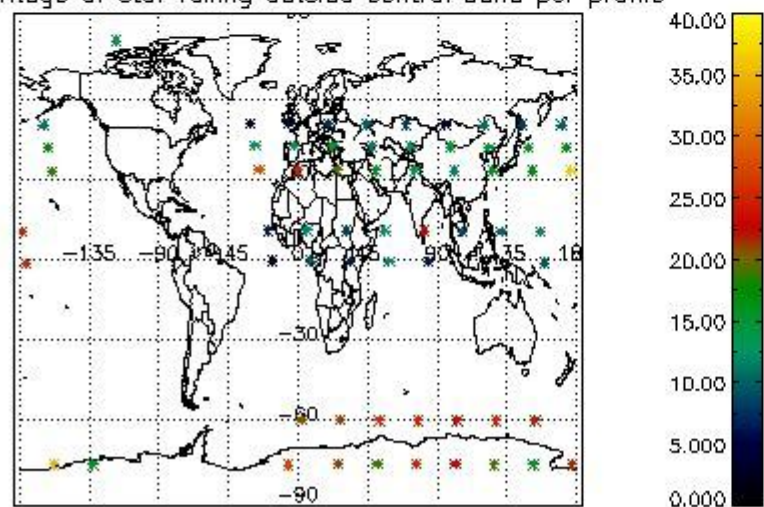
Percentage of cosmic ray hits per profile



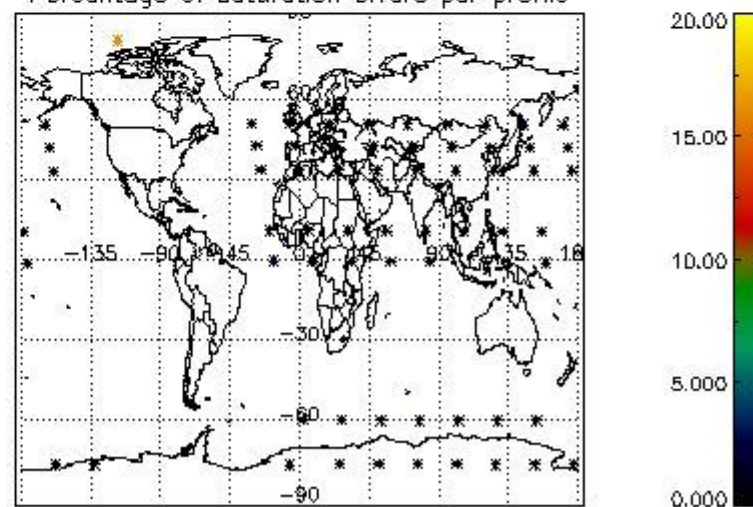
Percentage of datation errors per profile



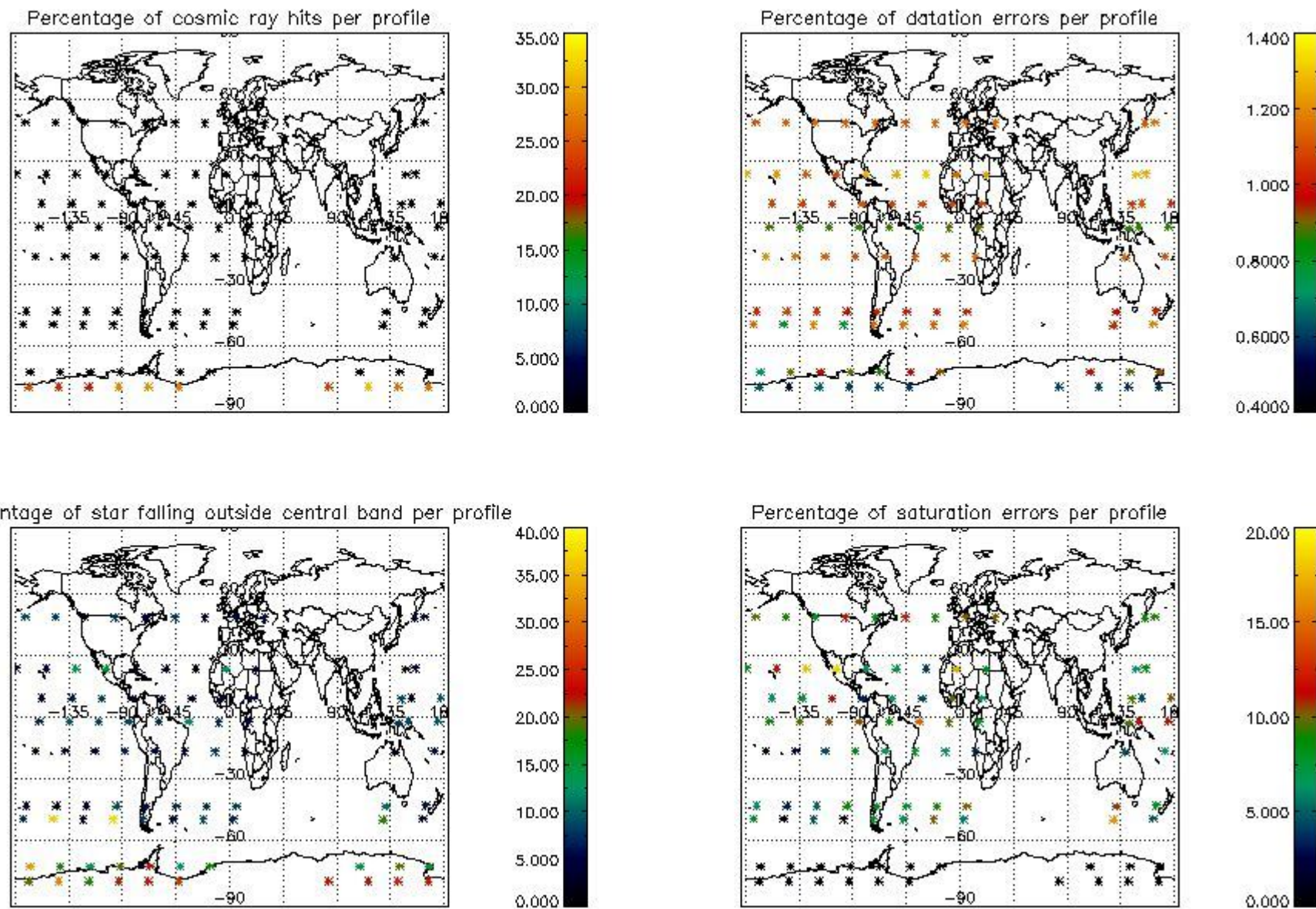
Percentage of star falling outside central band per profile



Percentage of saturation errors per profile



4.2.2 Plot level 1 quality information per product (world map): ENVISAT DESCENDING passes



5. Trace gas profiles

5.1 Ozone statistics based on quality of products

The final quality of the products can be "measured" using the STD (Standard Deviation) attached to every point profile. This information is written to the parameter GOM_NL__2P/NL_LOCAL_SPECIES_DENSITY/o3_std of the level 2 products. The table below shows the statistics for given STD ranges.

The statistics are given with respect to the overall valid production:

- Products without fatal errors: GOM_NL__2P/MPH/PRODUCT_ERR=0
- Valid point profile: GOM_NL__2P/NL_LOCAL_SPECIES_DENSITY/pcd(0)=0

The 'Criteria' is applied to valid points of dark limb products:

- Products in dark limb illumination condition: GOM_NL__2P/NL_SUMMARY_QUALITY/obs_ill_cond=0
- Products without fatal errors: GOM_NL__2P/MPH/PRODUCT_ERR=0
- Valid point profile: GOM_NL__2P/NL_LOCAL_SPECIES_DENSITY/pcd(0)=0

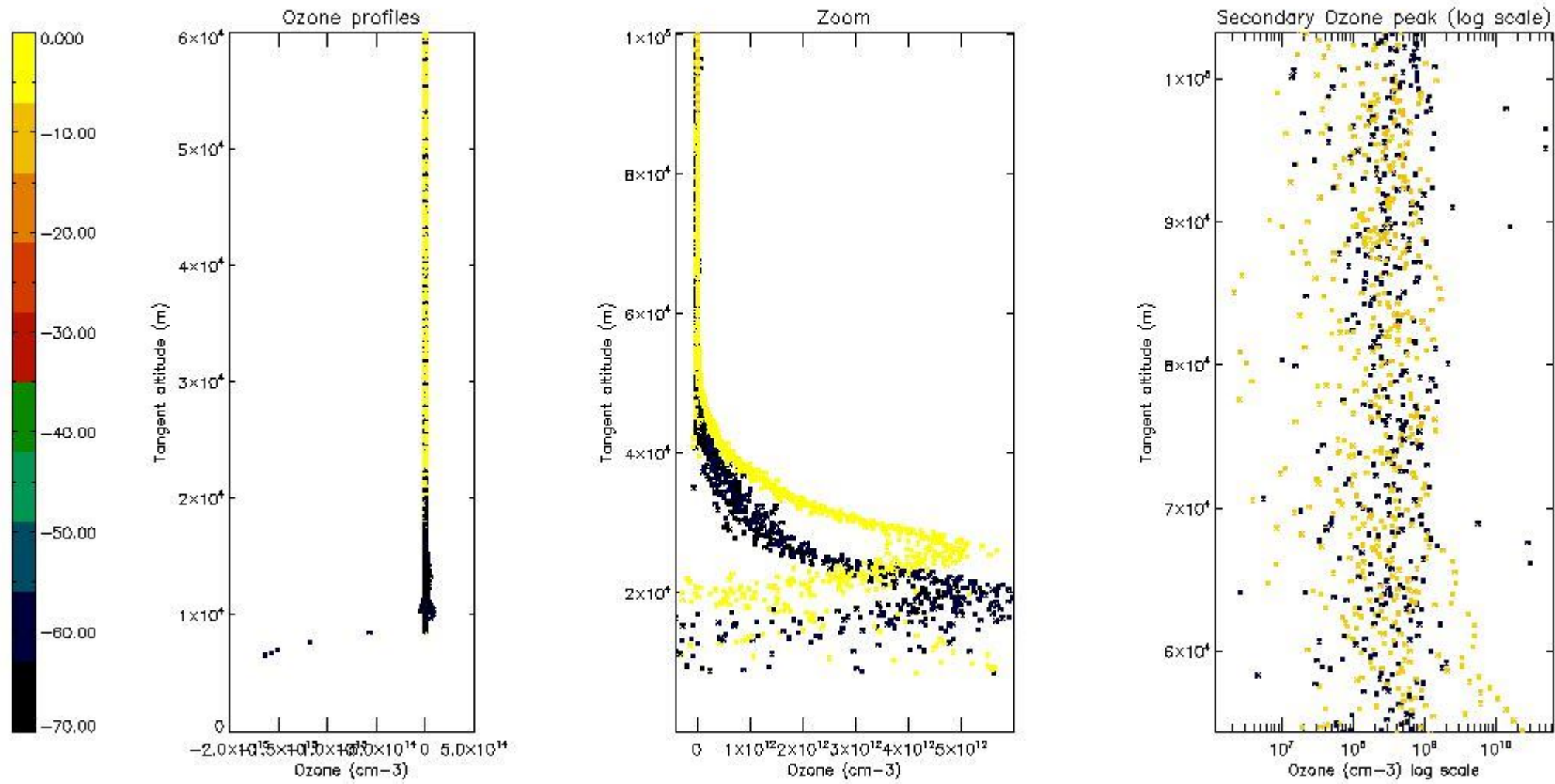
So, the table below shows the percentage of dark limb and valid observations for each criteria with respect to the overall valid daily observations.

Criteria	% of total production
All STD	24
STD < 20	7

STD < 10	4
STD < 5	1

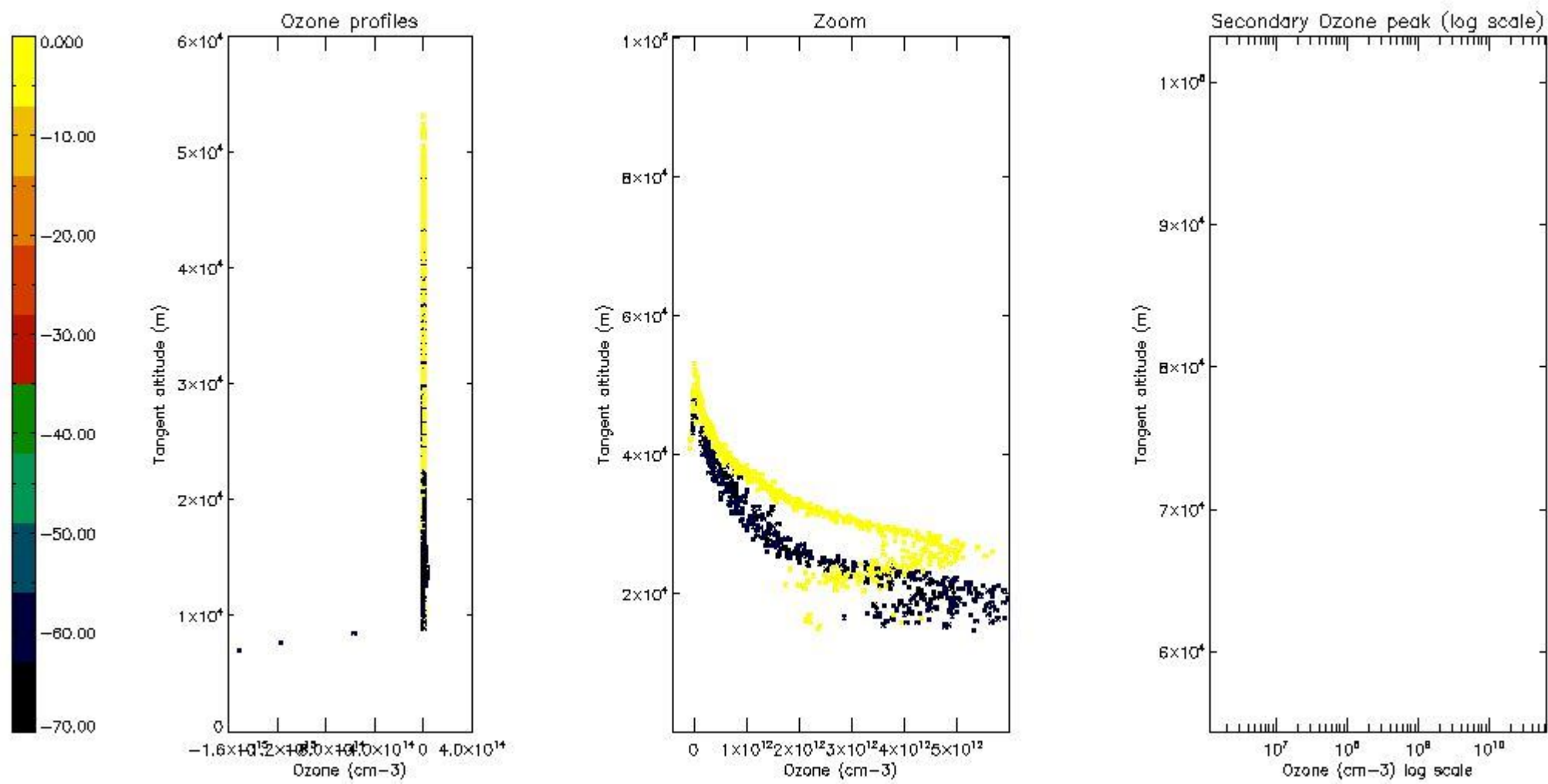
5.2 Plot ozone profiles for all STD (dark without errors)

The colorbar represents the latitude.



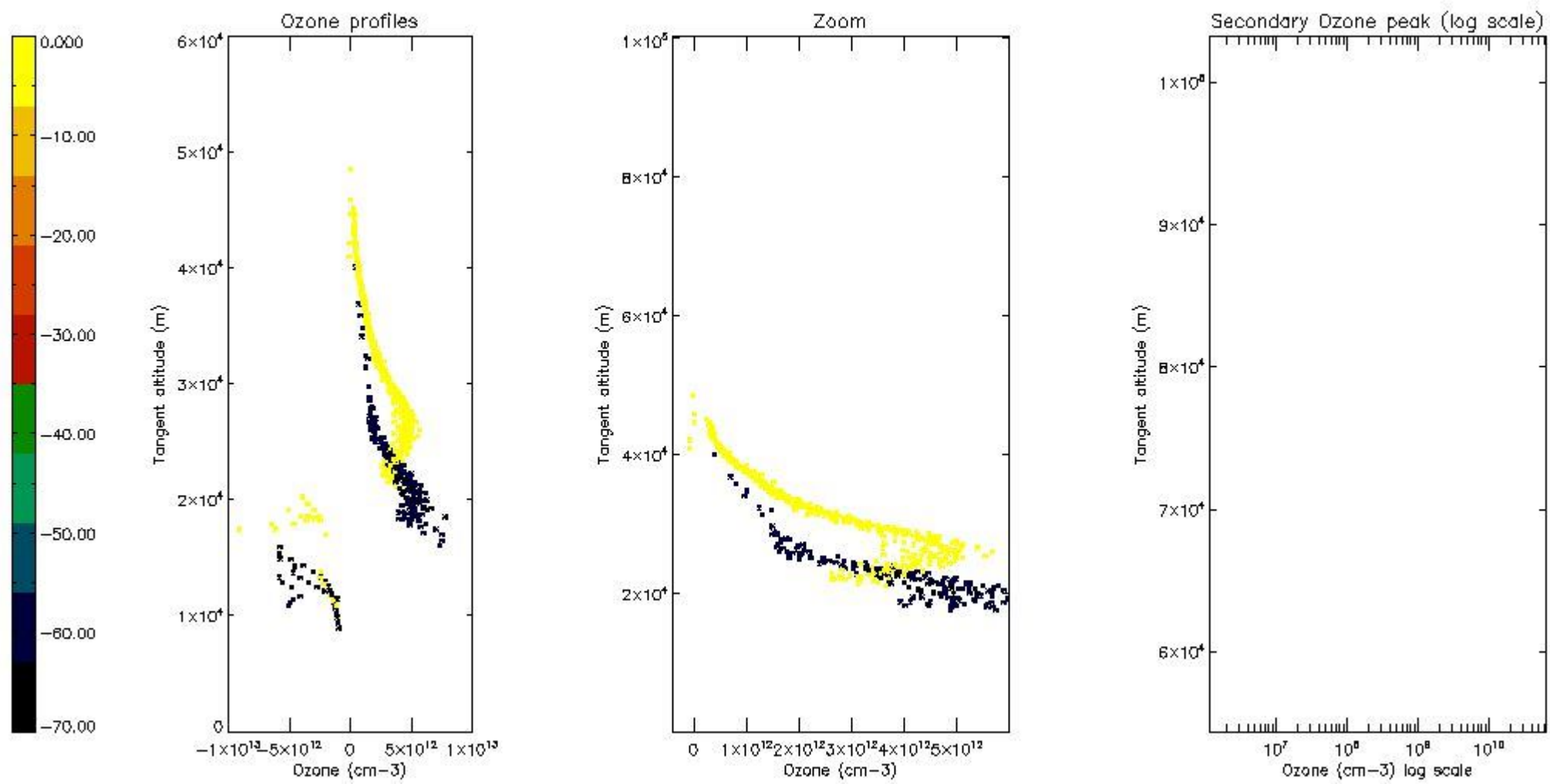
5.3 Plot ozone profiles where STD < 20% (dark without errors)

The colorbar represents the latitude.



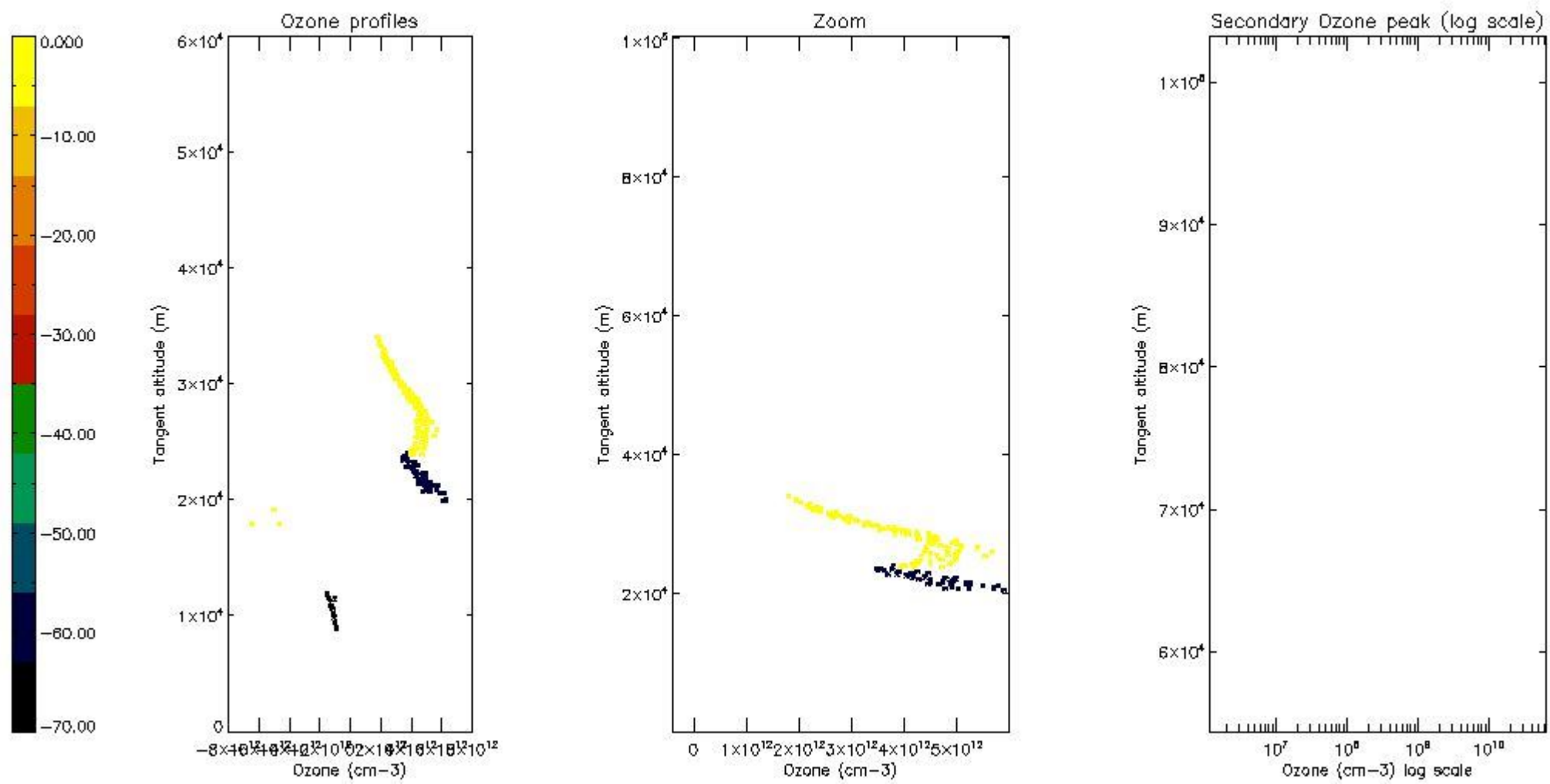
5.4 Plot ozone profiles where STD < 10% (dark without errors)

The colorbar represents the latitude.



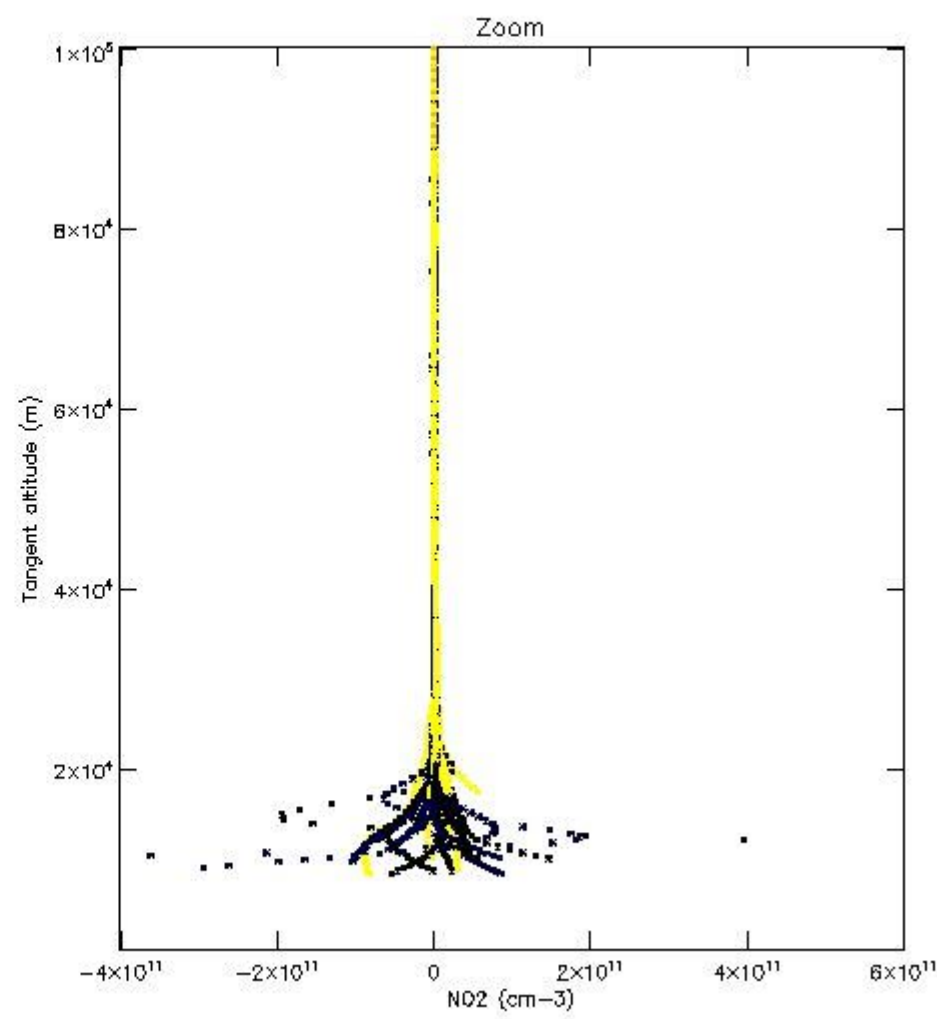
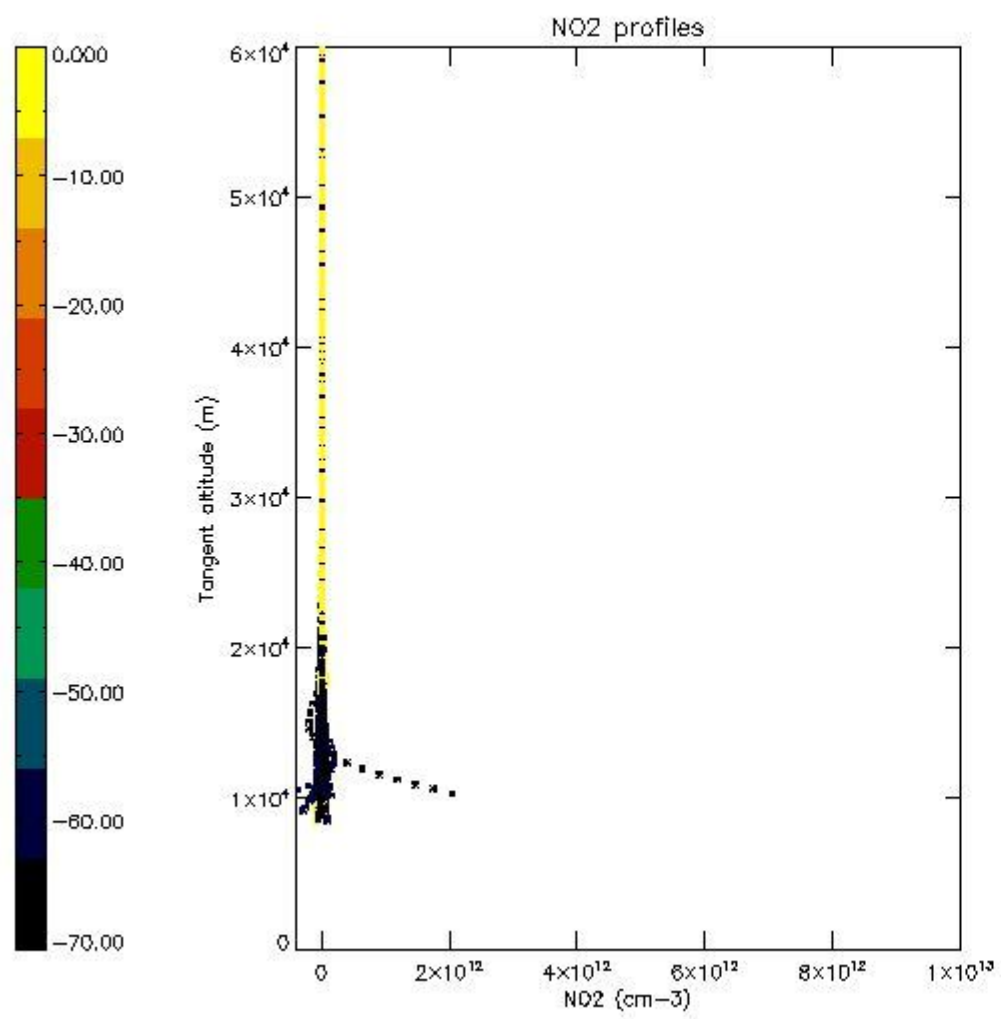
5.5 Plot ozone profiles where $STD < 5\%$ (dark without errors)

The colorbar represents the latitude.



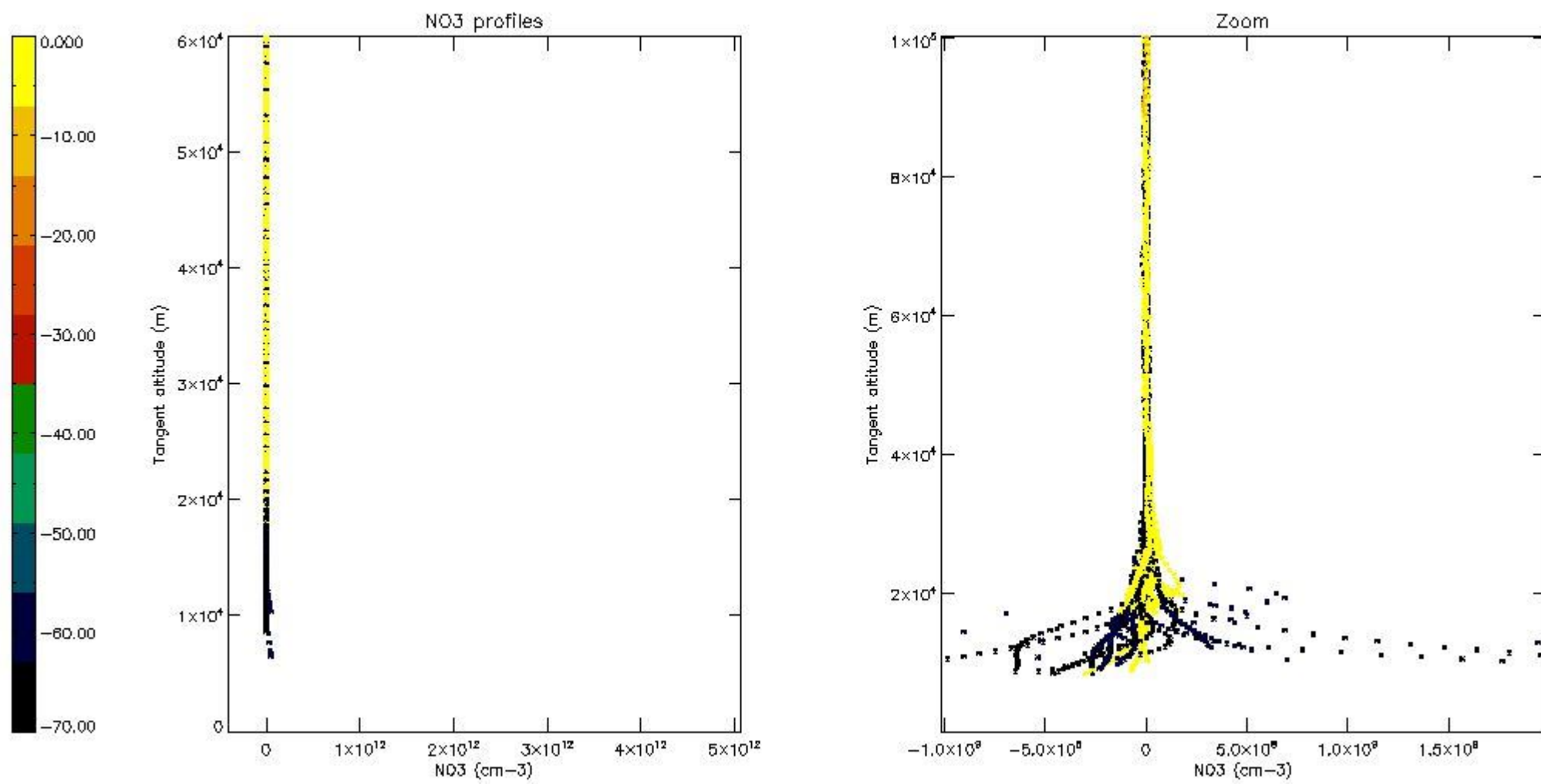
5.6 Plot NO₂ profiles for all STD (dark without errors)

The colorbar represents the latitude.



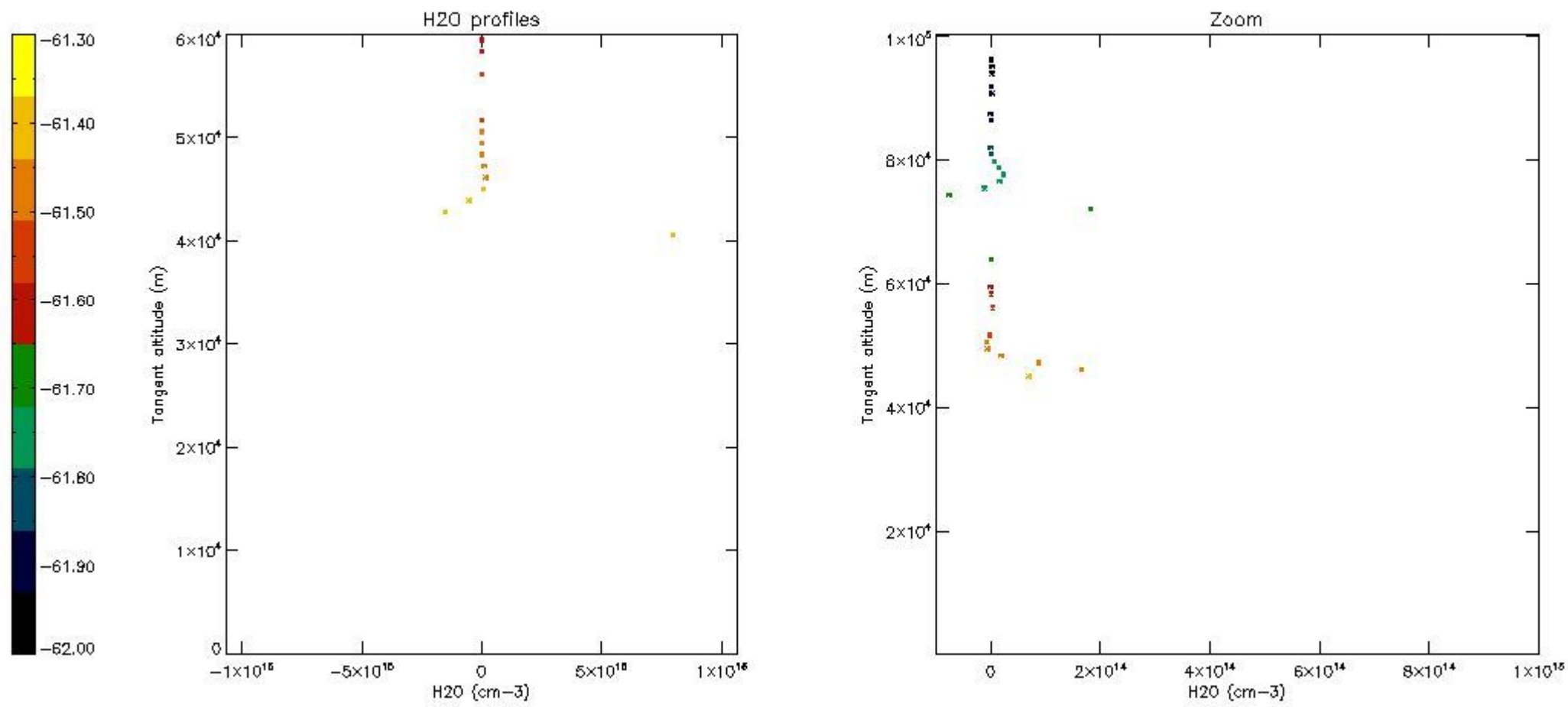
5.7 Plot NO3 profiles for all STD (dark without errors)

The colorbar represents the latitude.



5.8 Plot H2O profiles for all STD (only for occultations of stars 1,2,3,4,13,14,16,26,63 dark without errors)

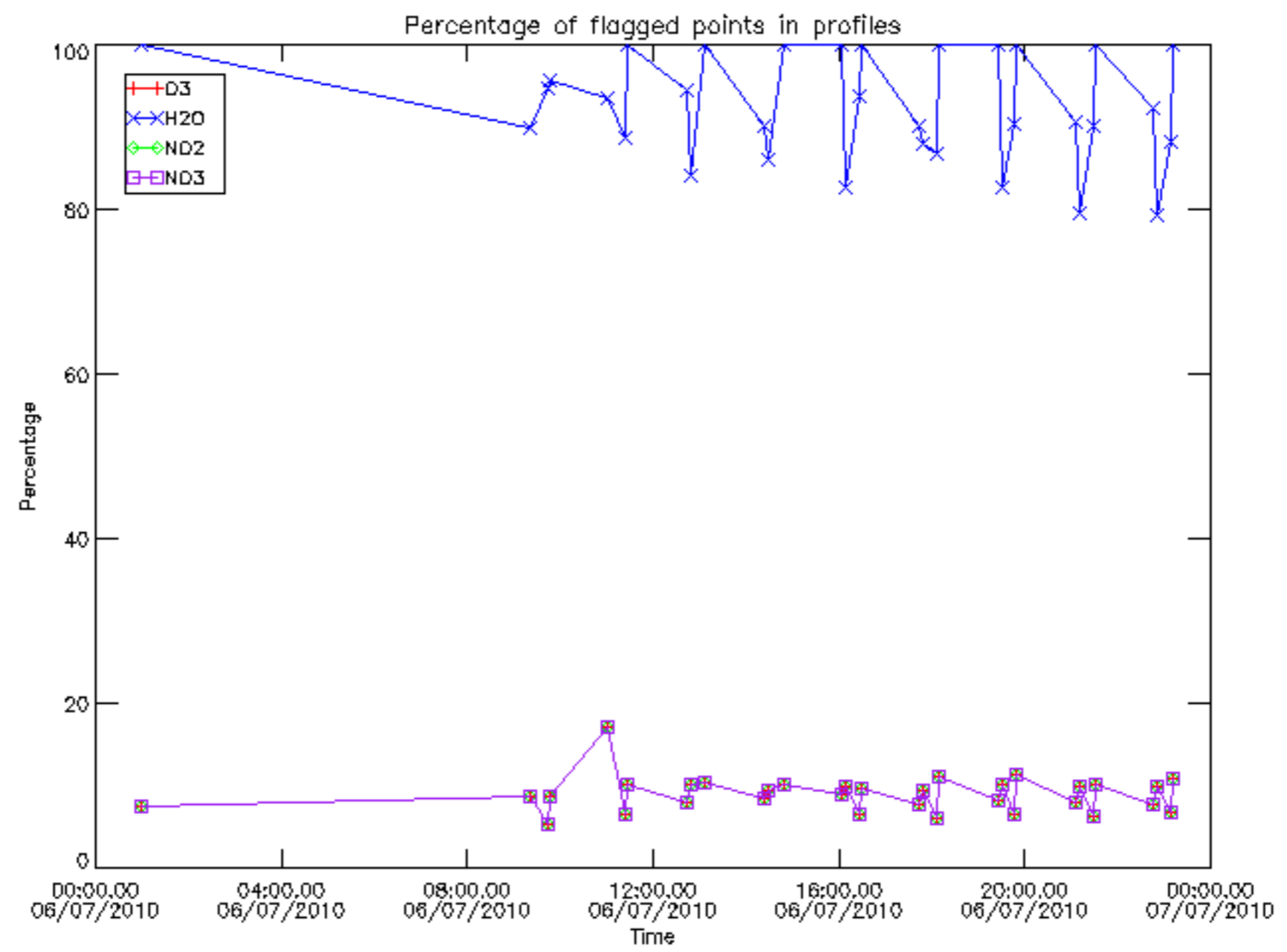
The colorbar represents the latitude.



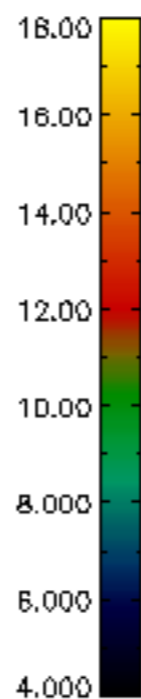
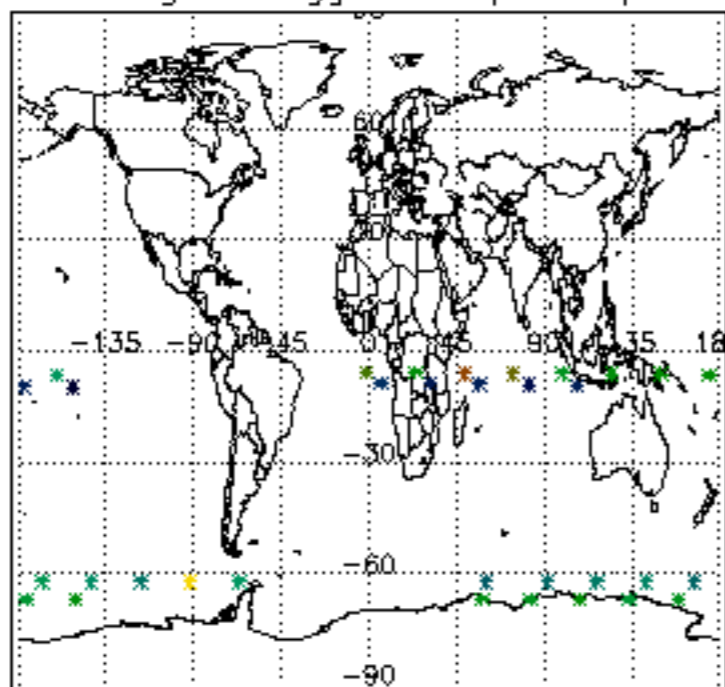
6. Auxiliary Data Files used for the production reported in section 2

The number reported in the third column indicates since which file (see list in section 2) the corresponding auxiliary file has been used. The fourth column is the date of those product files.

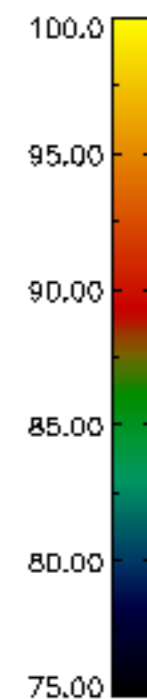
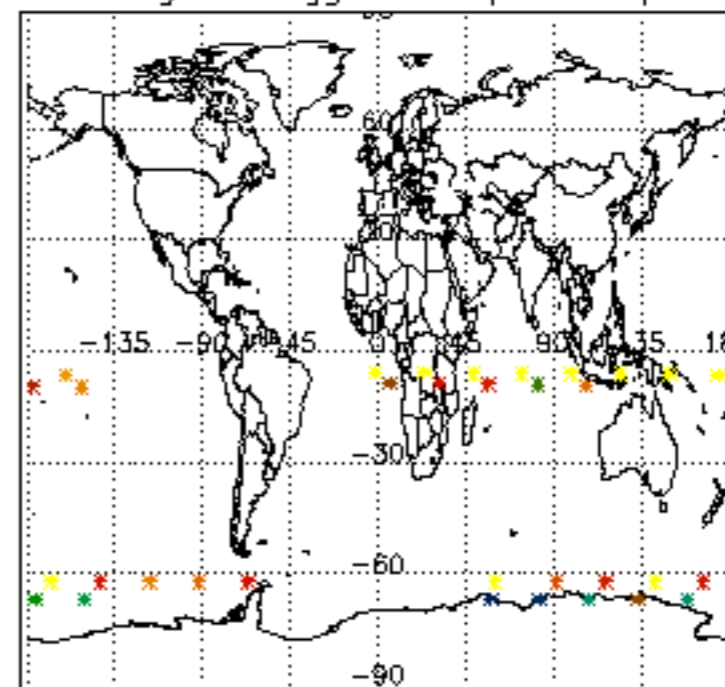
Type	Auxiliary Filename	Used since product	Used since product date
INST_PHYS_CHARACTERISTICS	GOM_INS_AXVIEC20091111_143220_20030716_120000_20500101_000000	1	06-JUL-2010 00:04:52
LEVEL-2_PROC_CONFIG	GOM_PR2_AXVIEC20091111_152718_20020301_000000_20500101_000000	1	06-JUL-2010 00:04:52
CROSS_SECTIONS_FILE	GOM_CRS_AXVIEC20091111_154832_20020301_000000_20500101_000000	1	06-JUL-2010 00:04:52



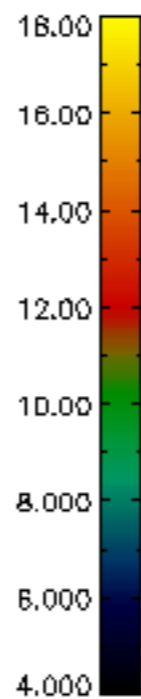
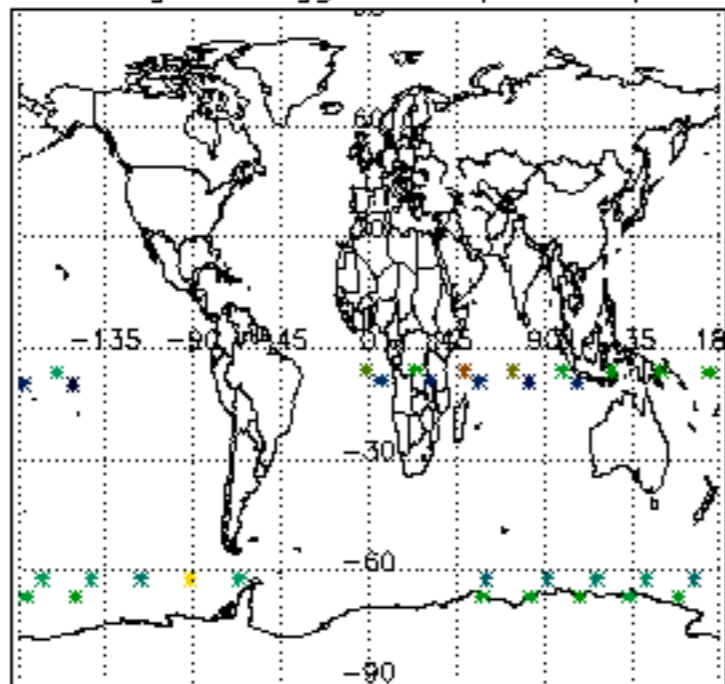
Percentage of flagged data per D3 profile



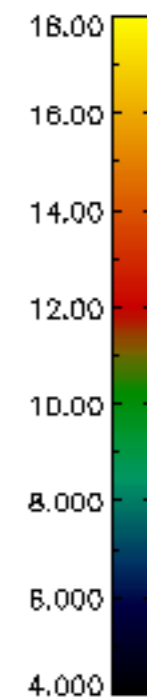
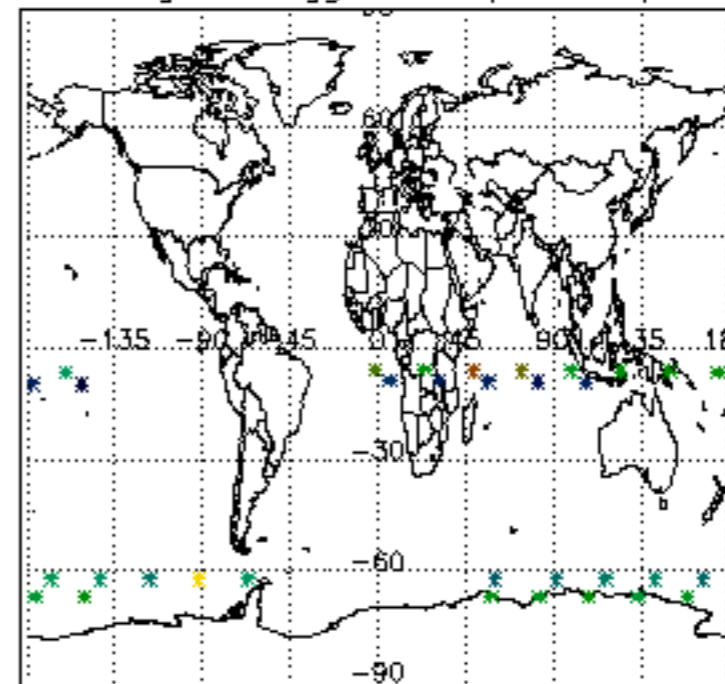
Percentage of flagged data per H2O profile

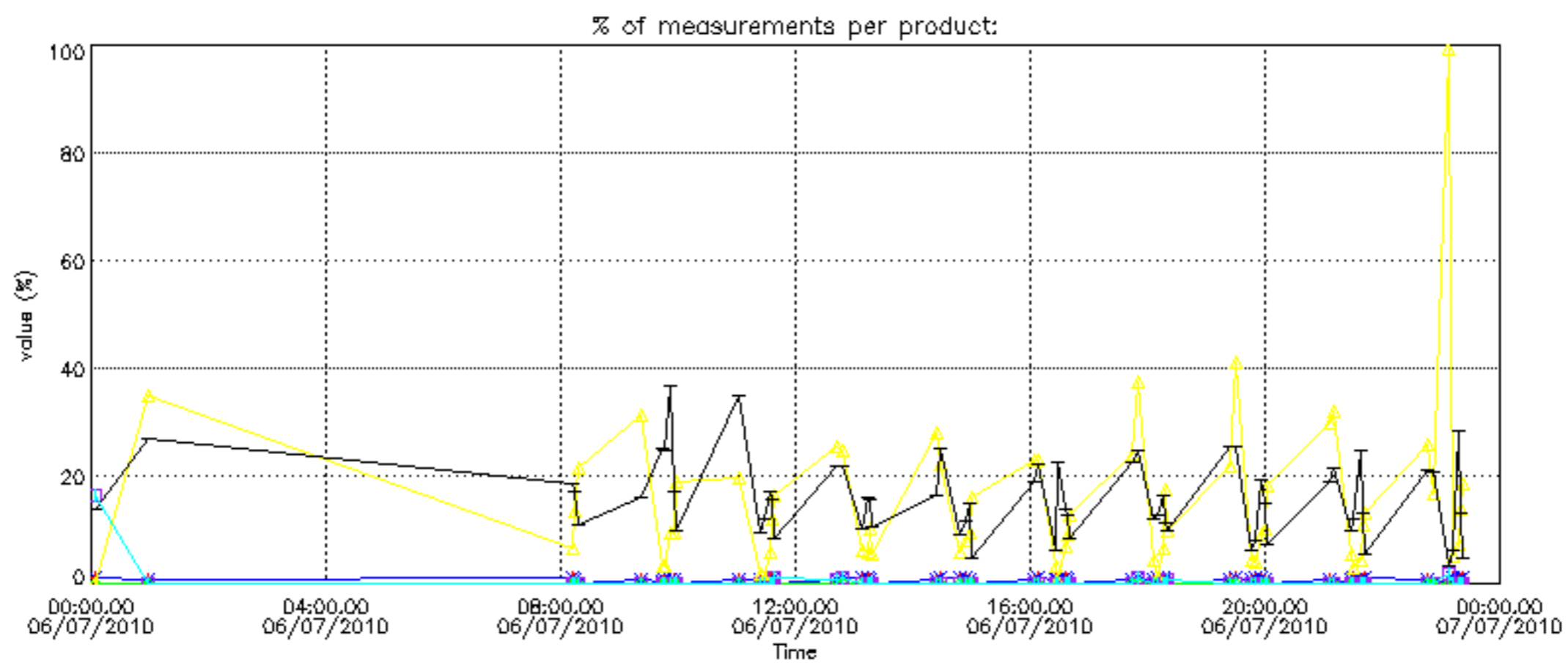


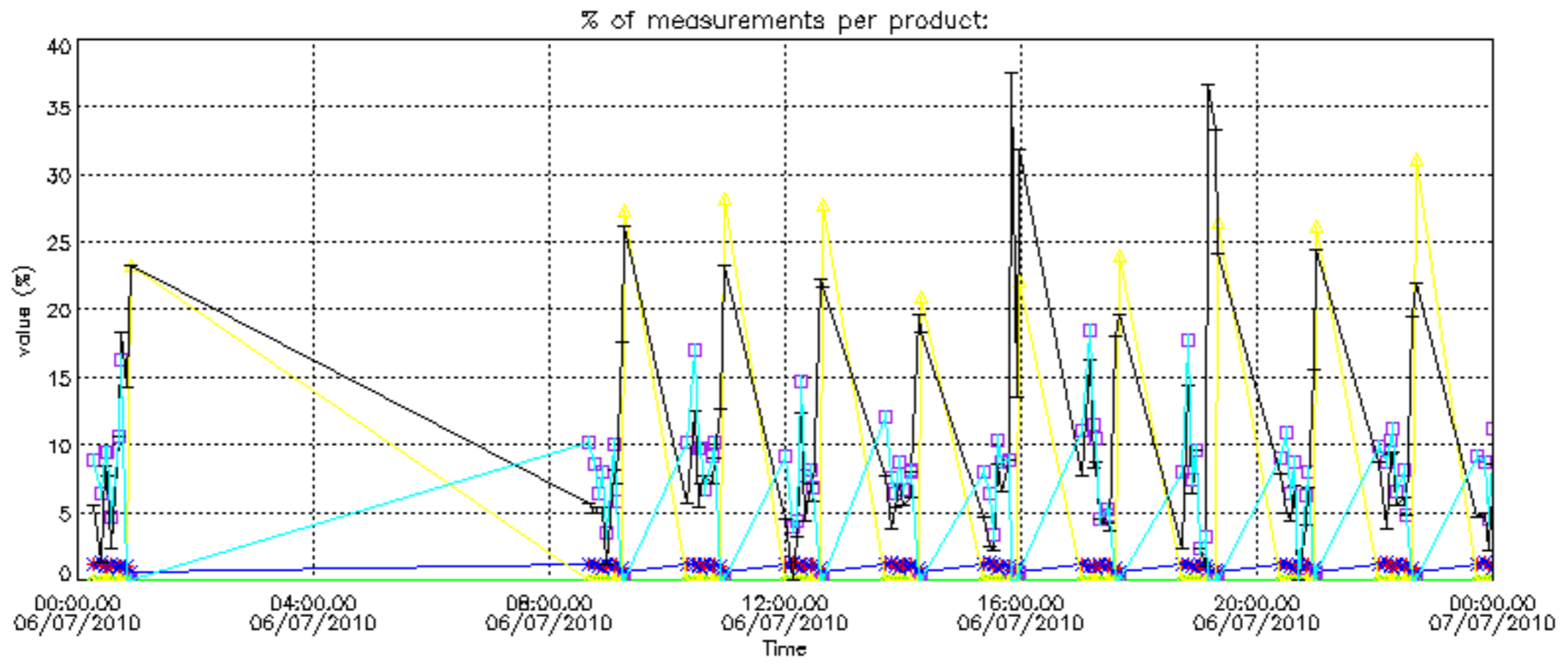
Percentage of flagged data per NO2 profile



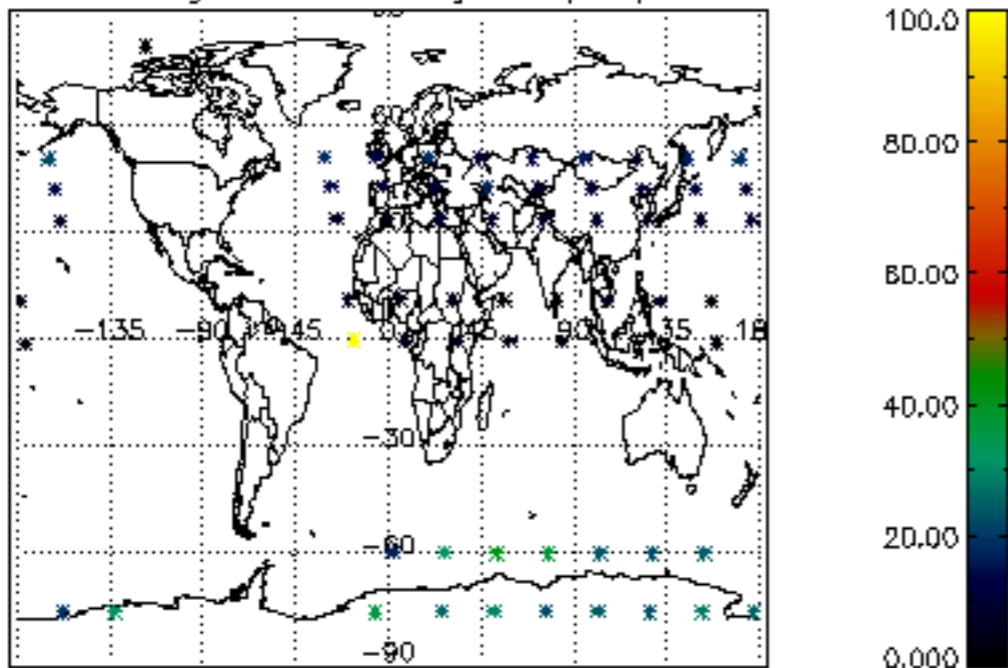
Percentage of flagged data per NO3 profile



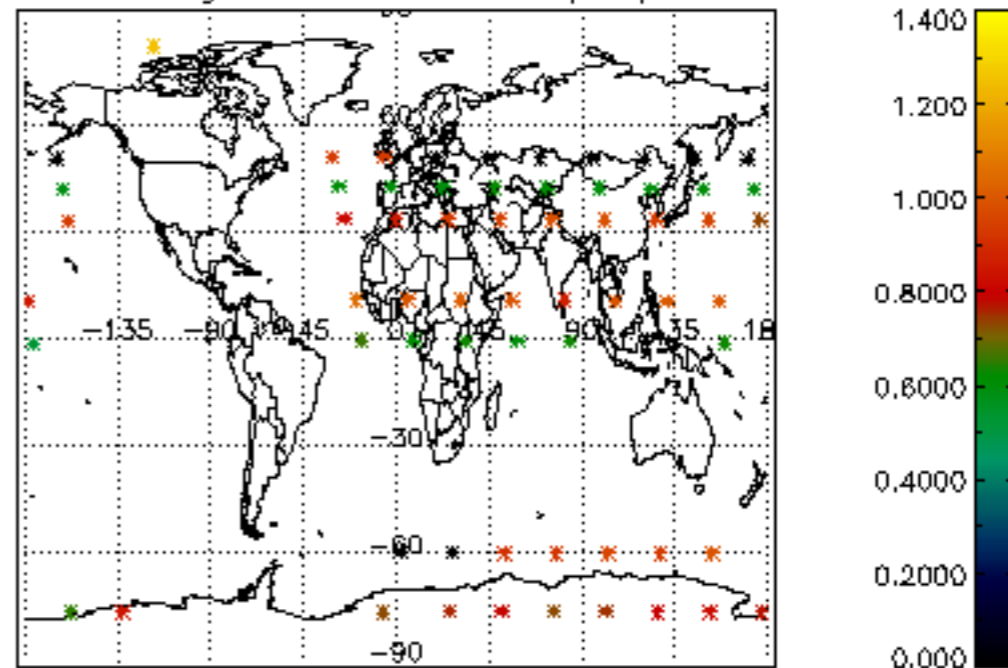




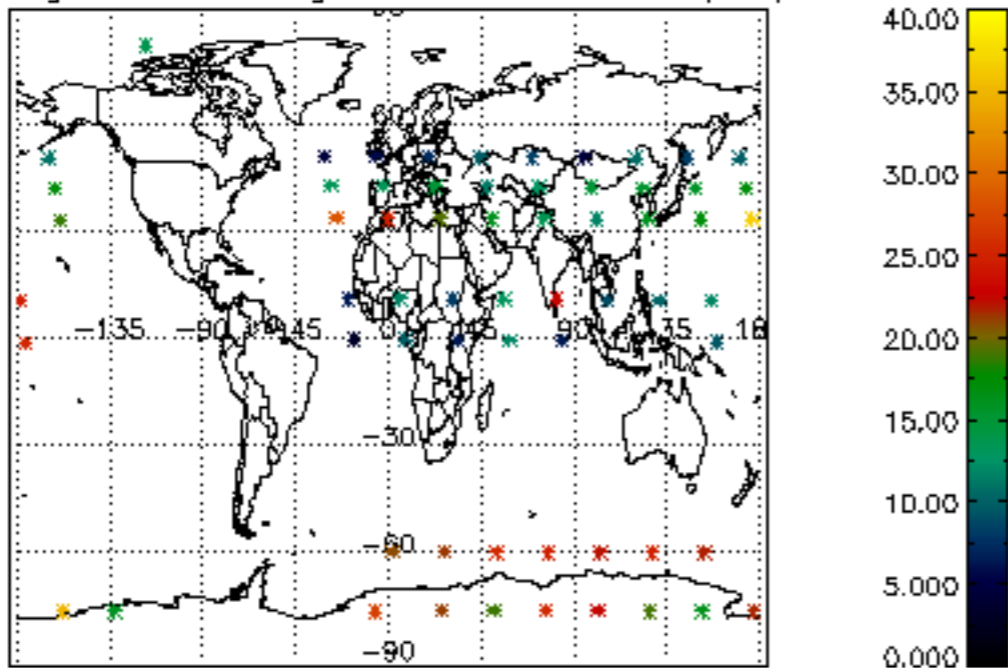
Percentage of cosmic ray hits per profile



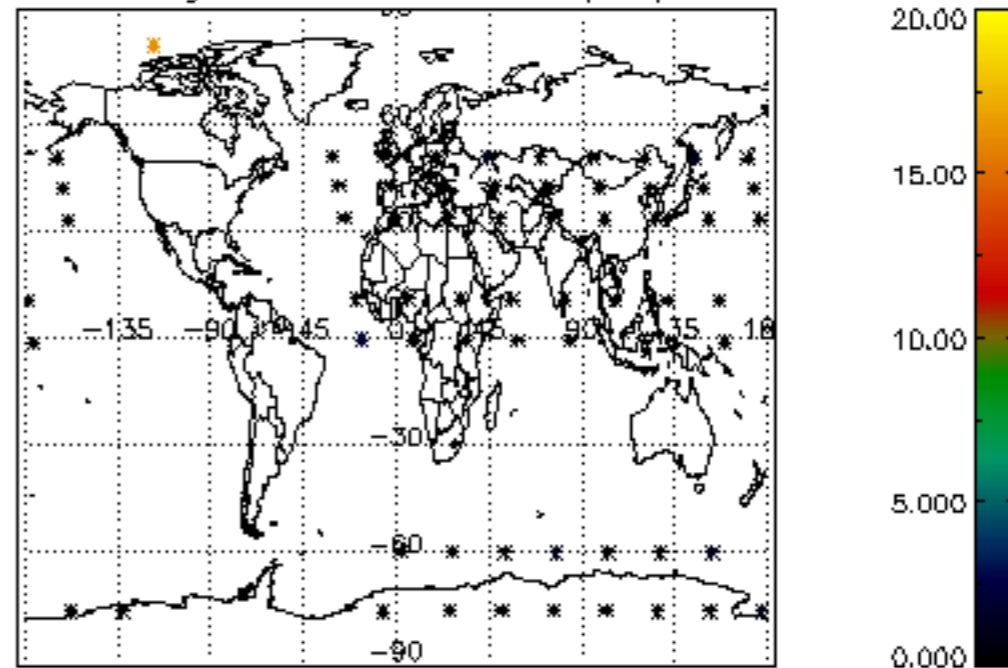
Percentage of datation errors per profile



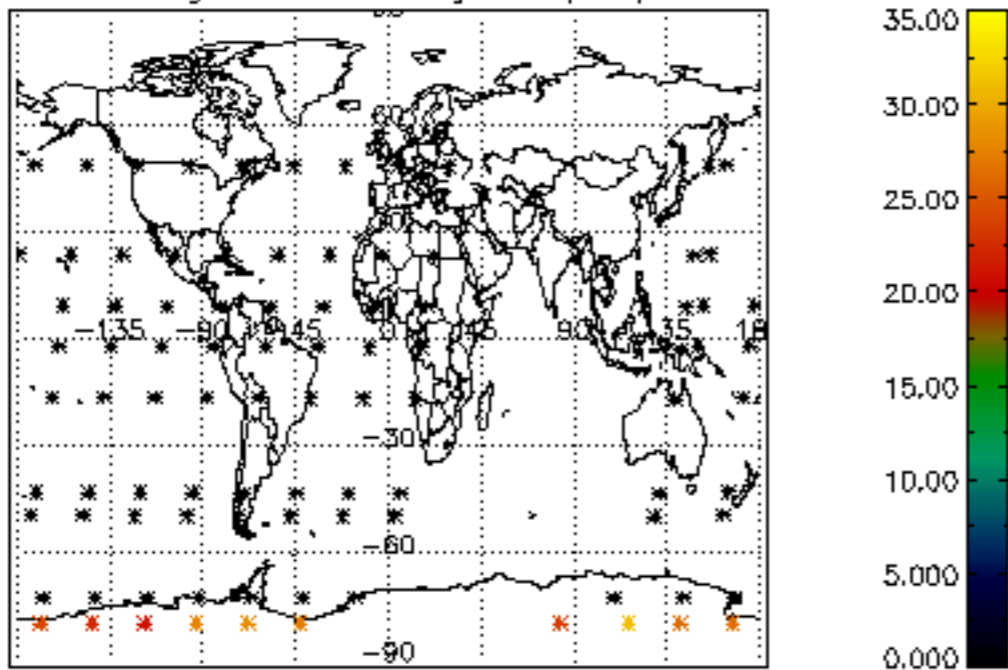
Percentage of star falling outside central band per profile



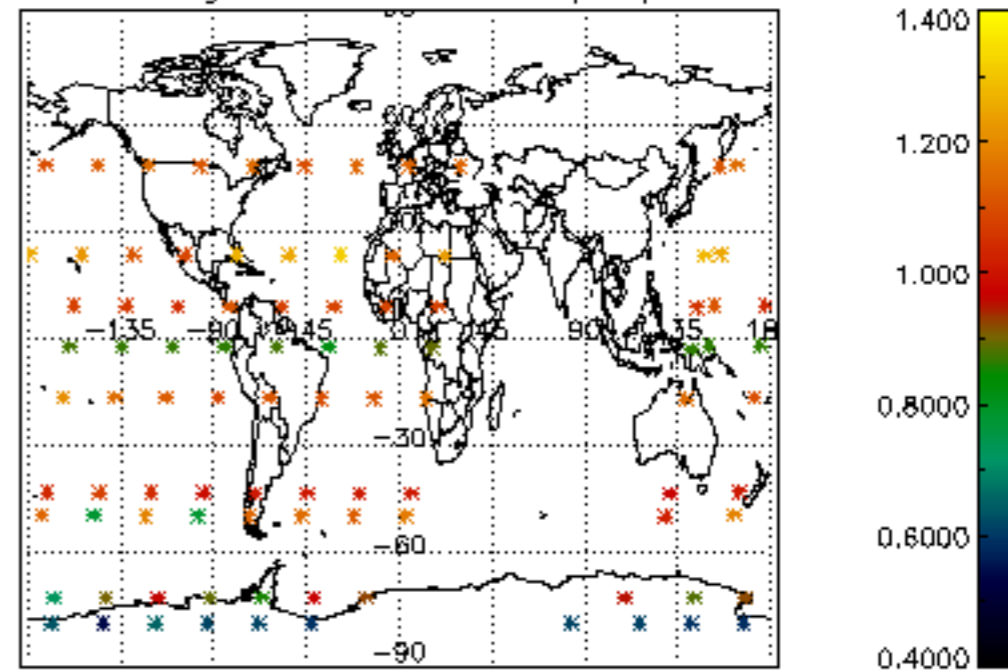
Percentage of saturation errors per profile



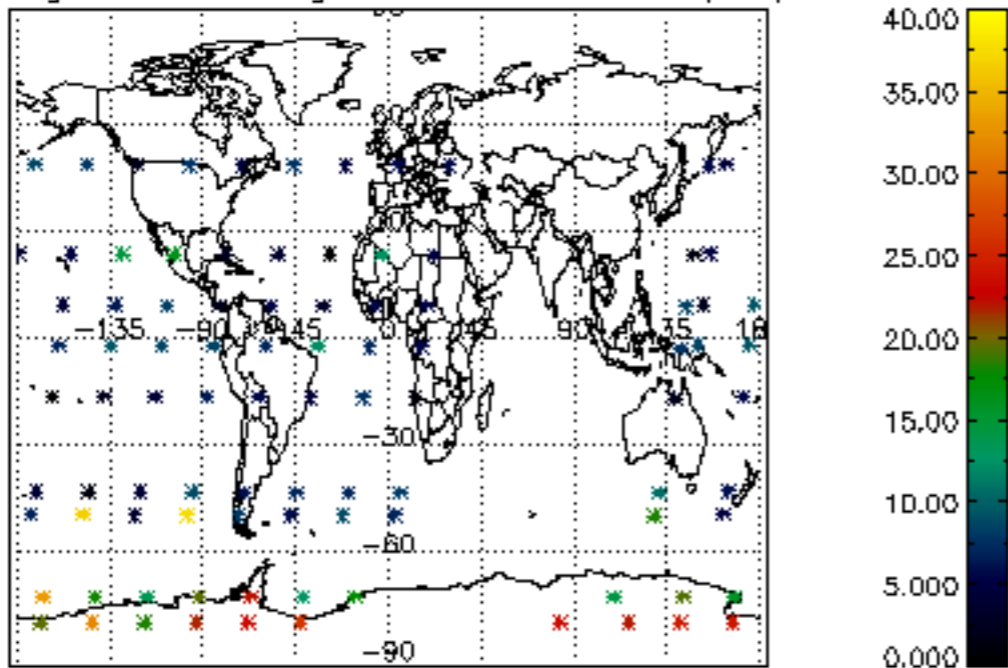
Percentage of cosmic ray hits per profile



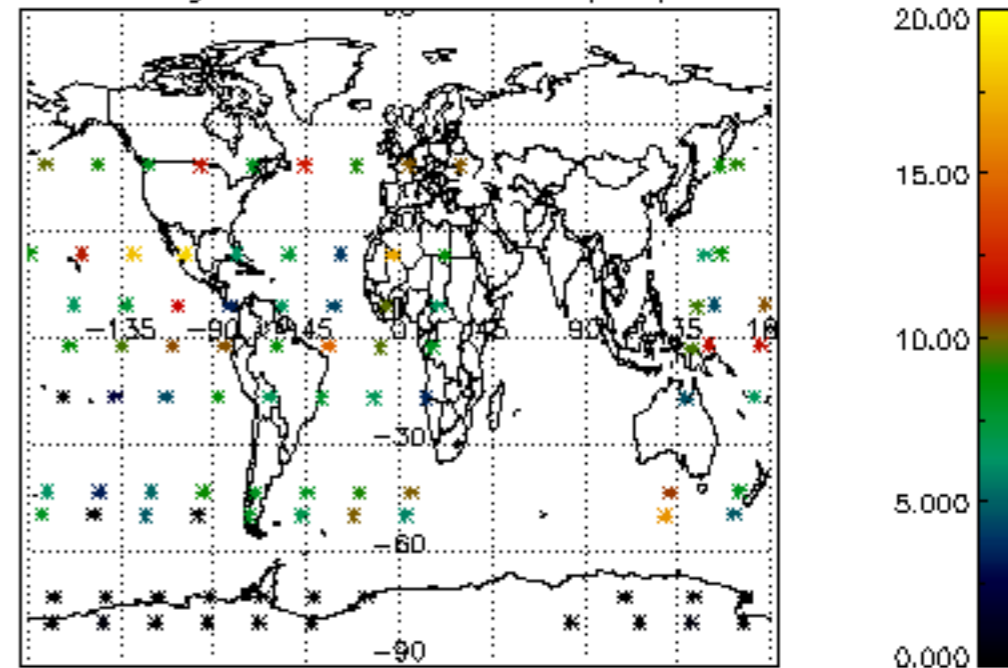
Percentage of datation errors per profile

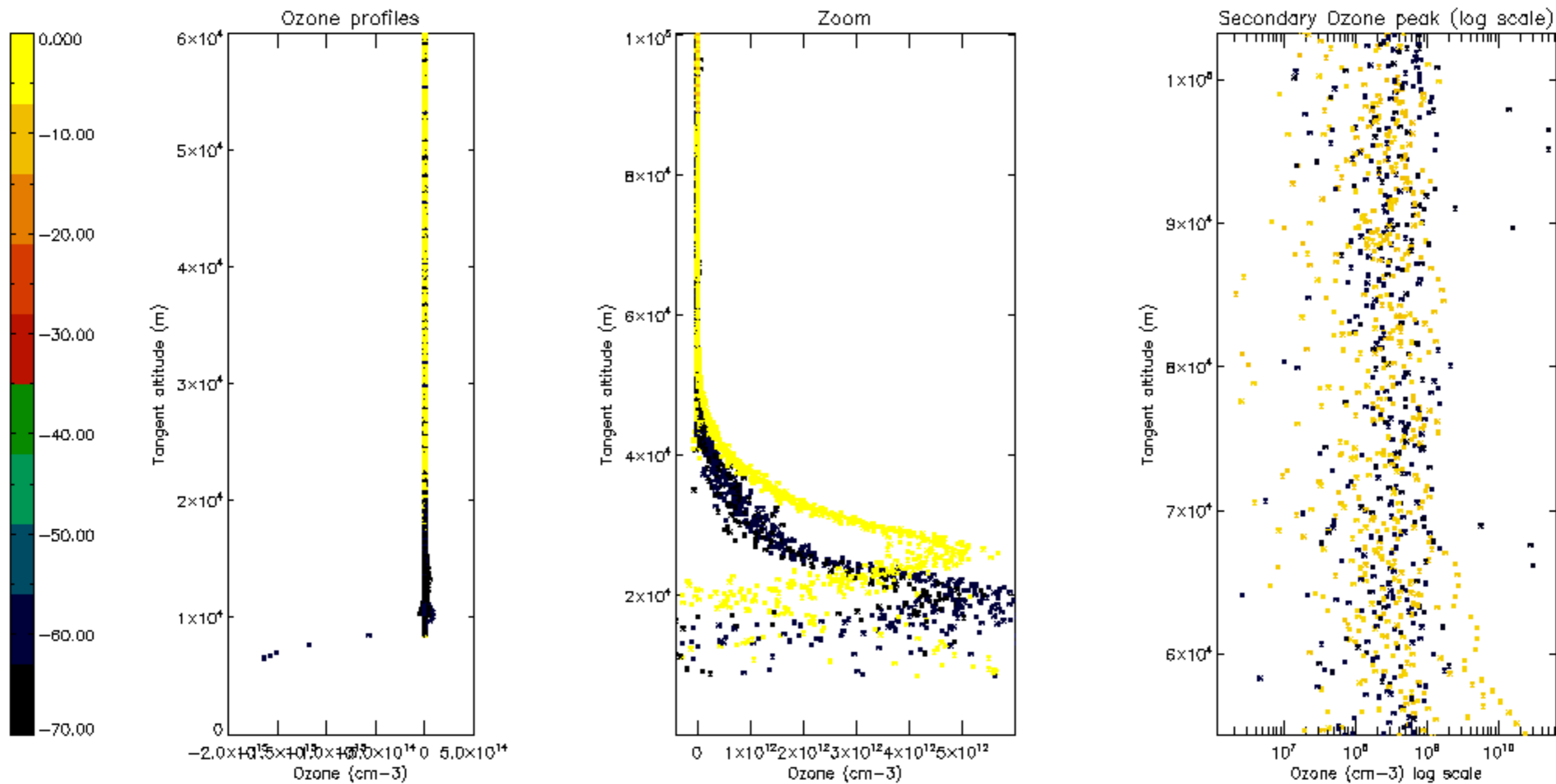


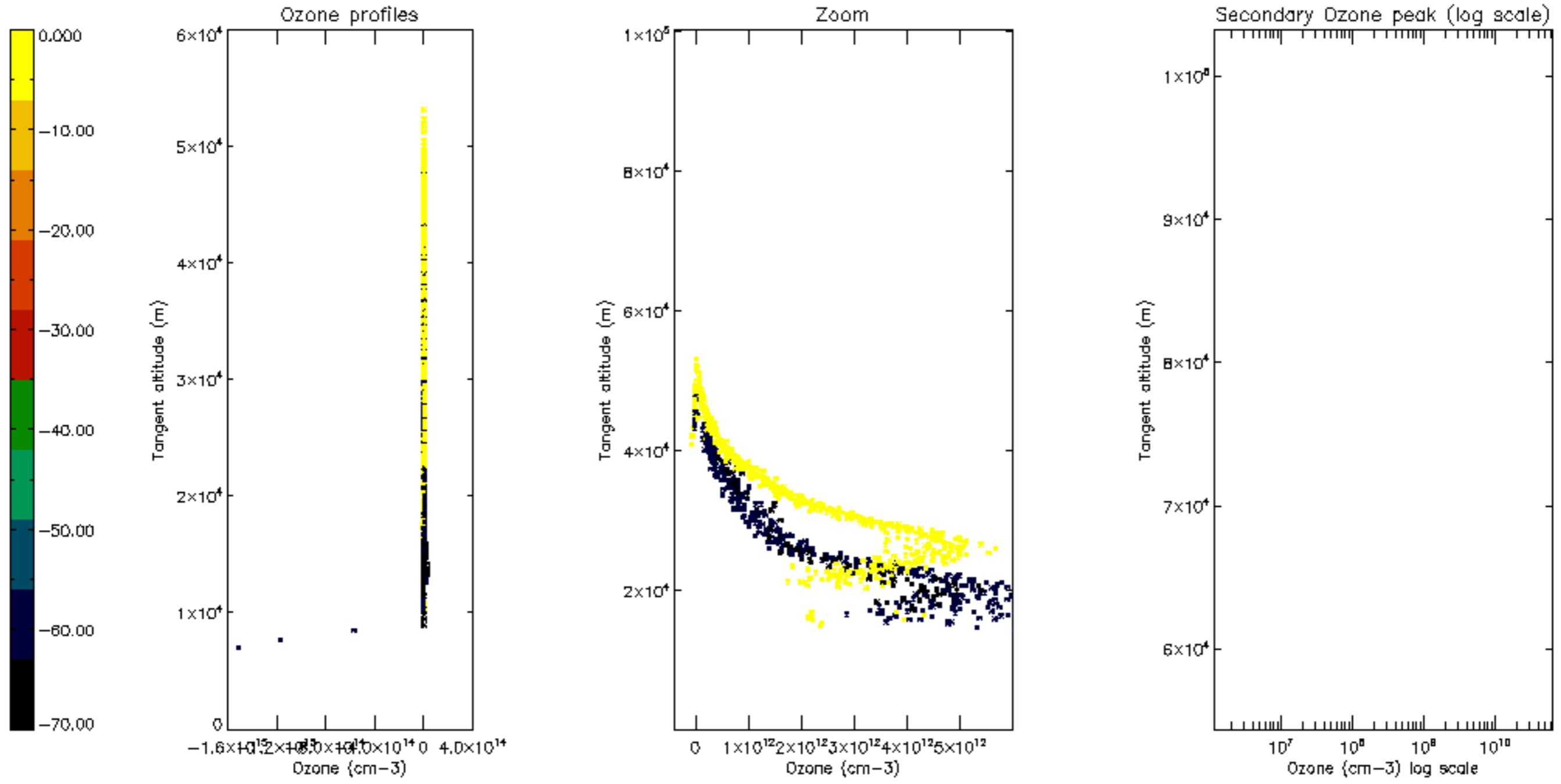
Percentage of star falling outside central band per profile

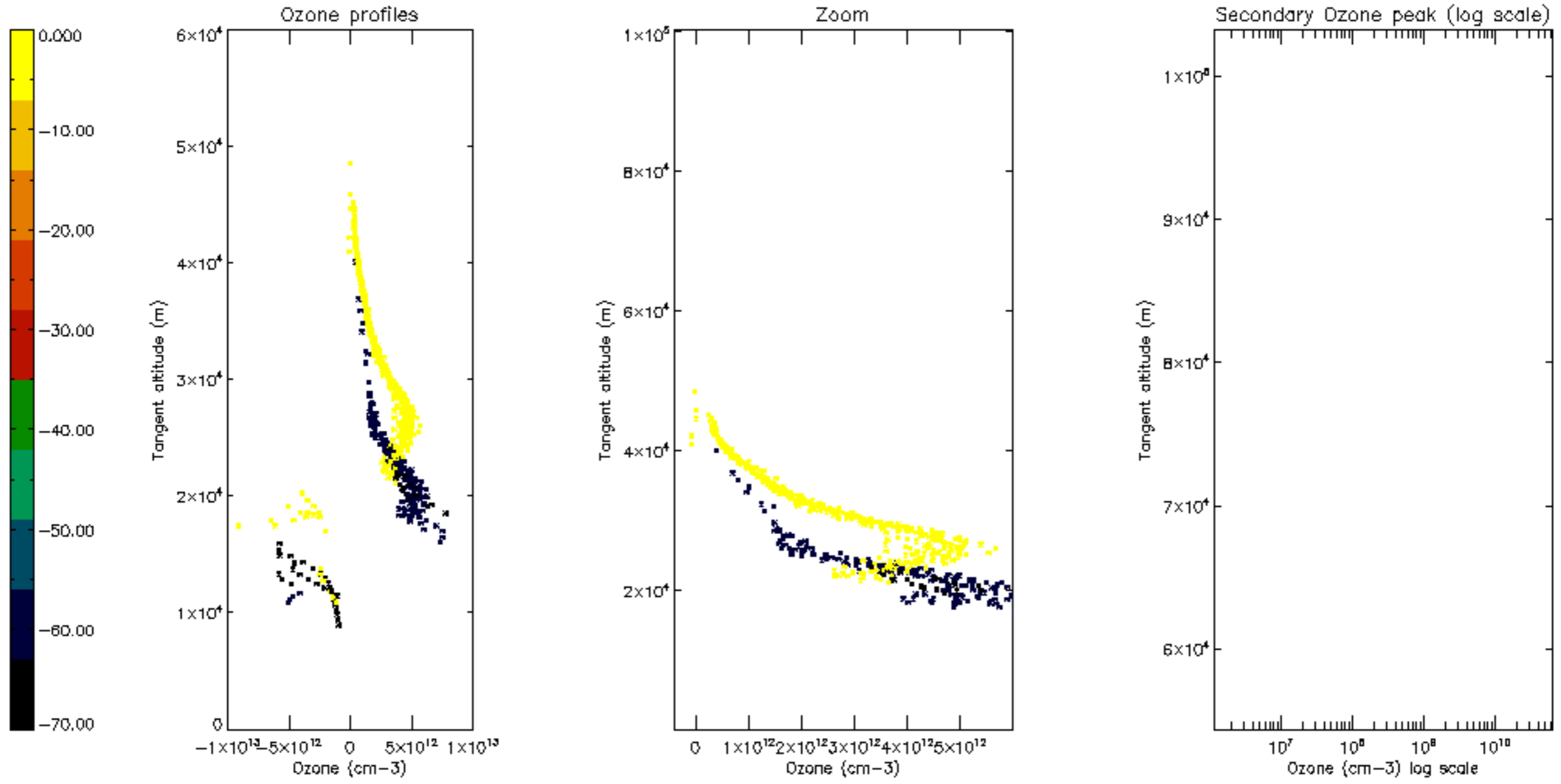


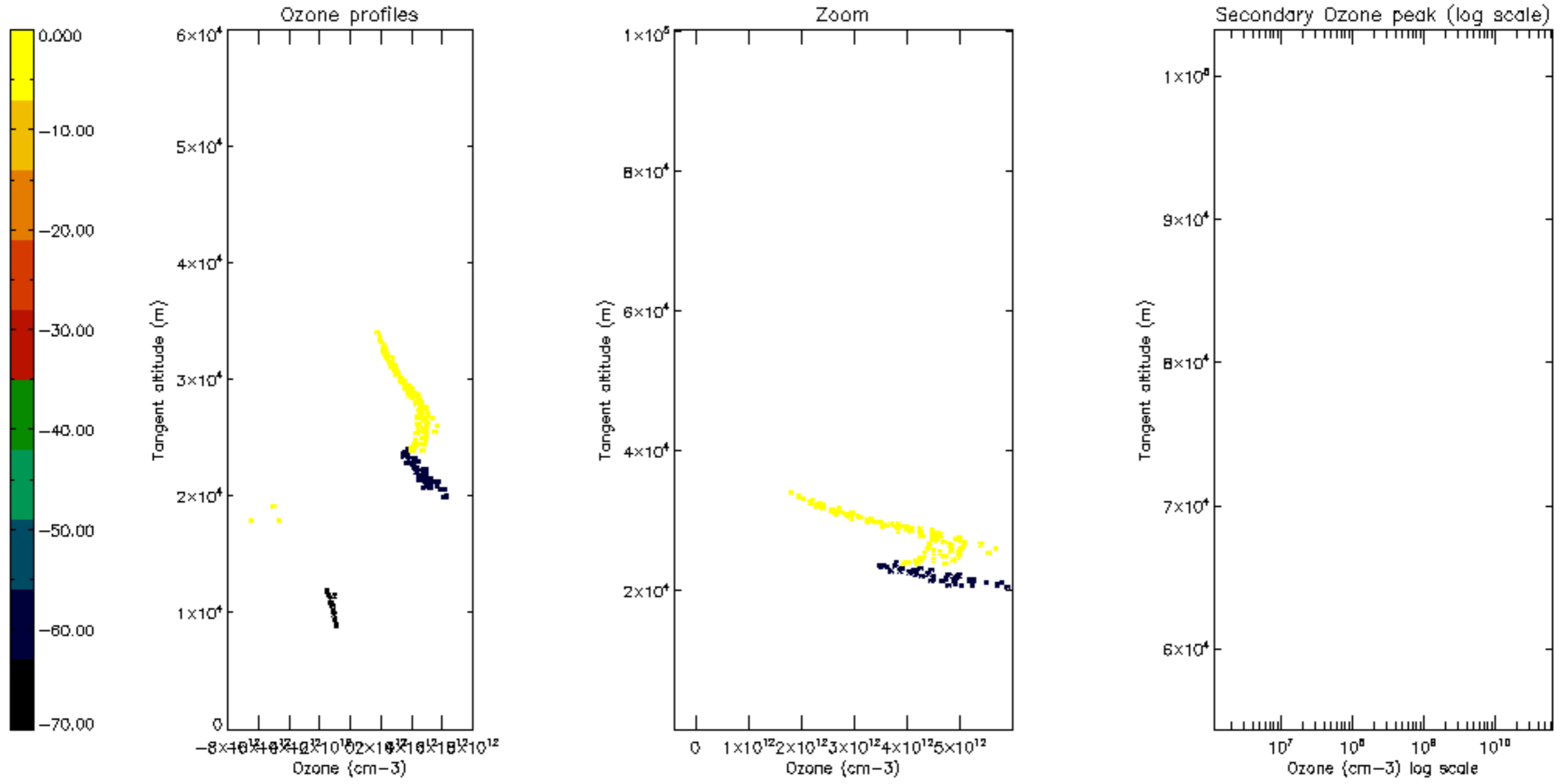
Percentage of saturation errors per profile

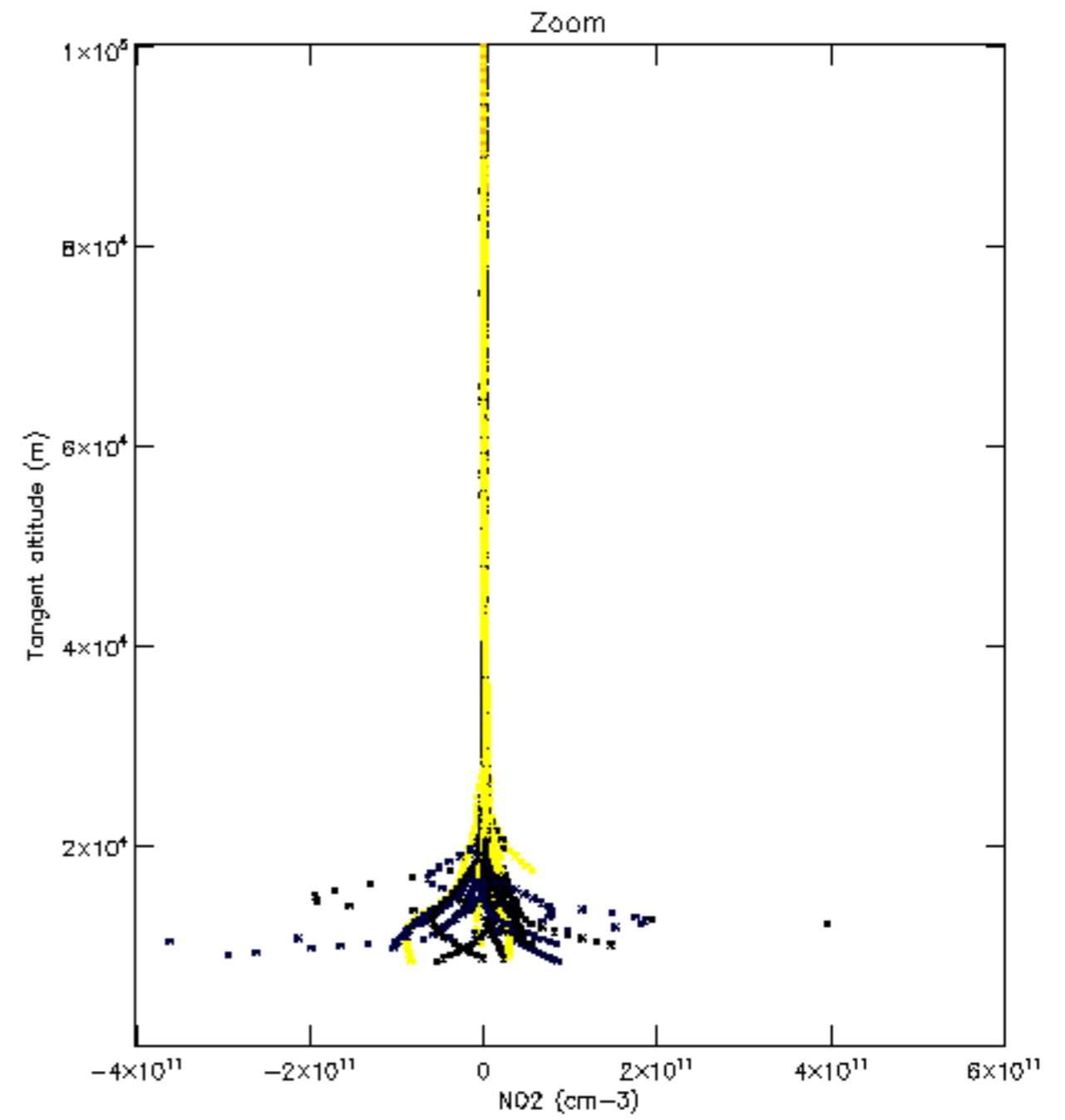
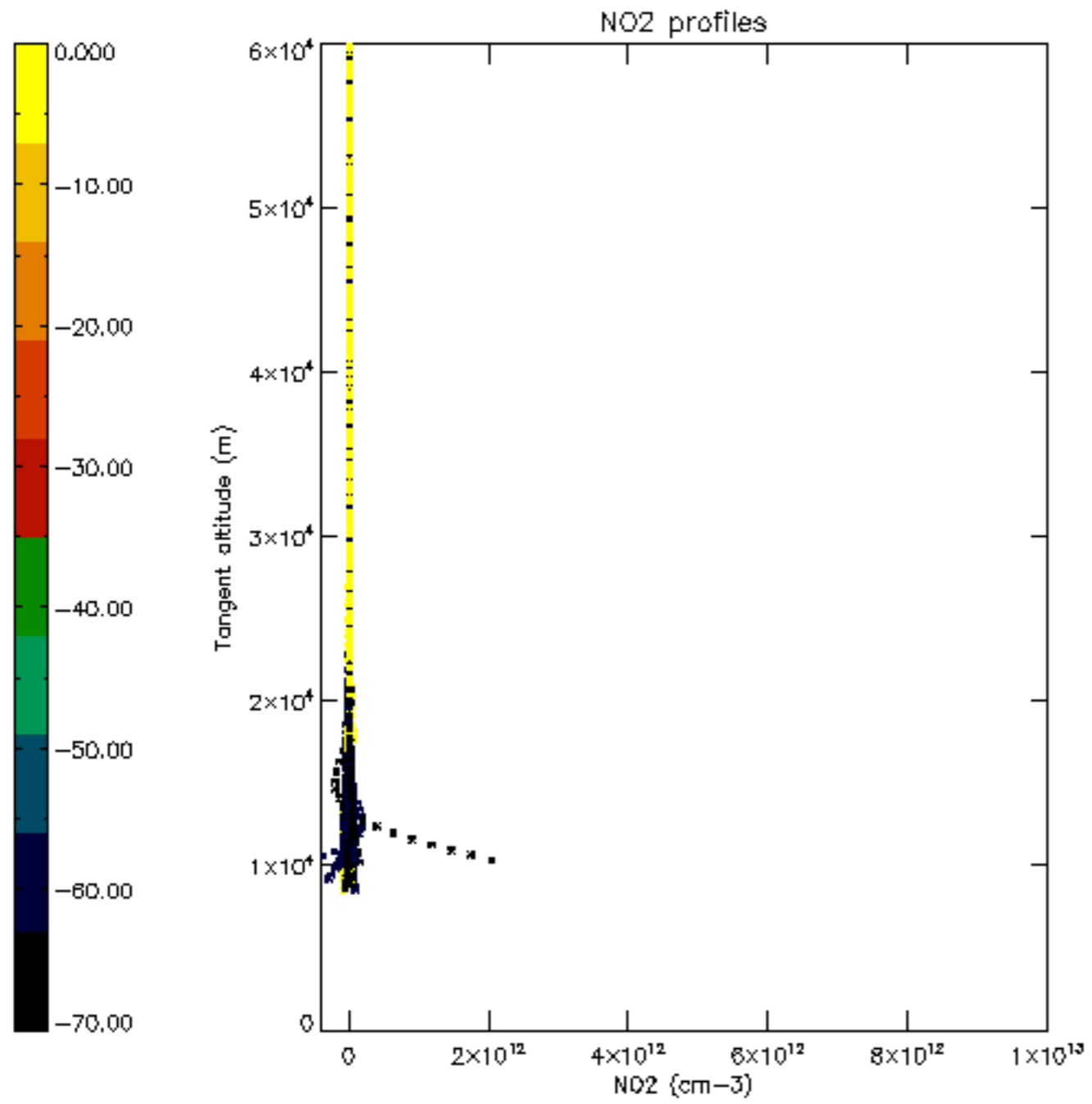


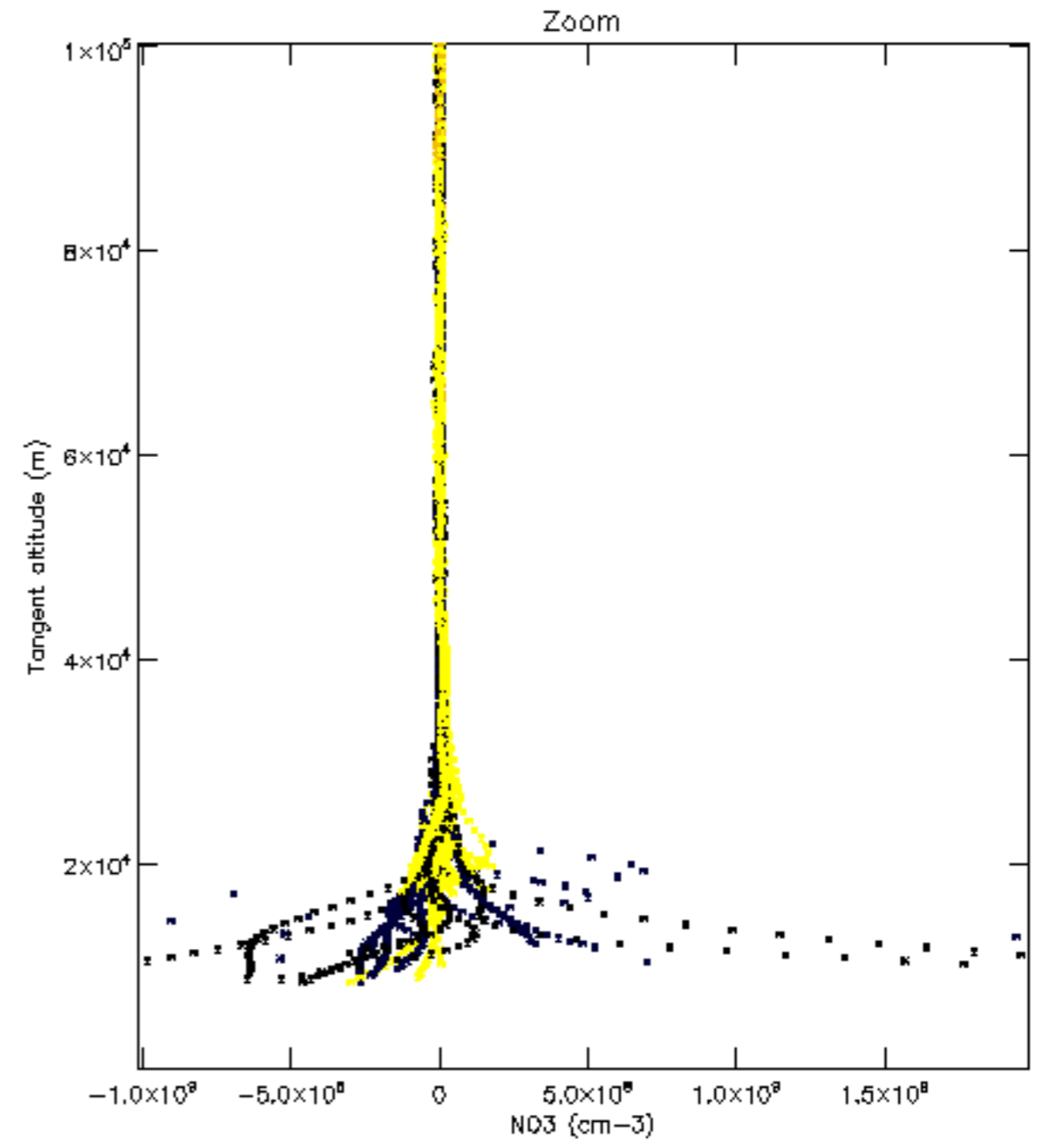
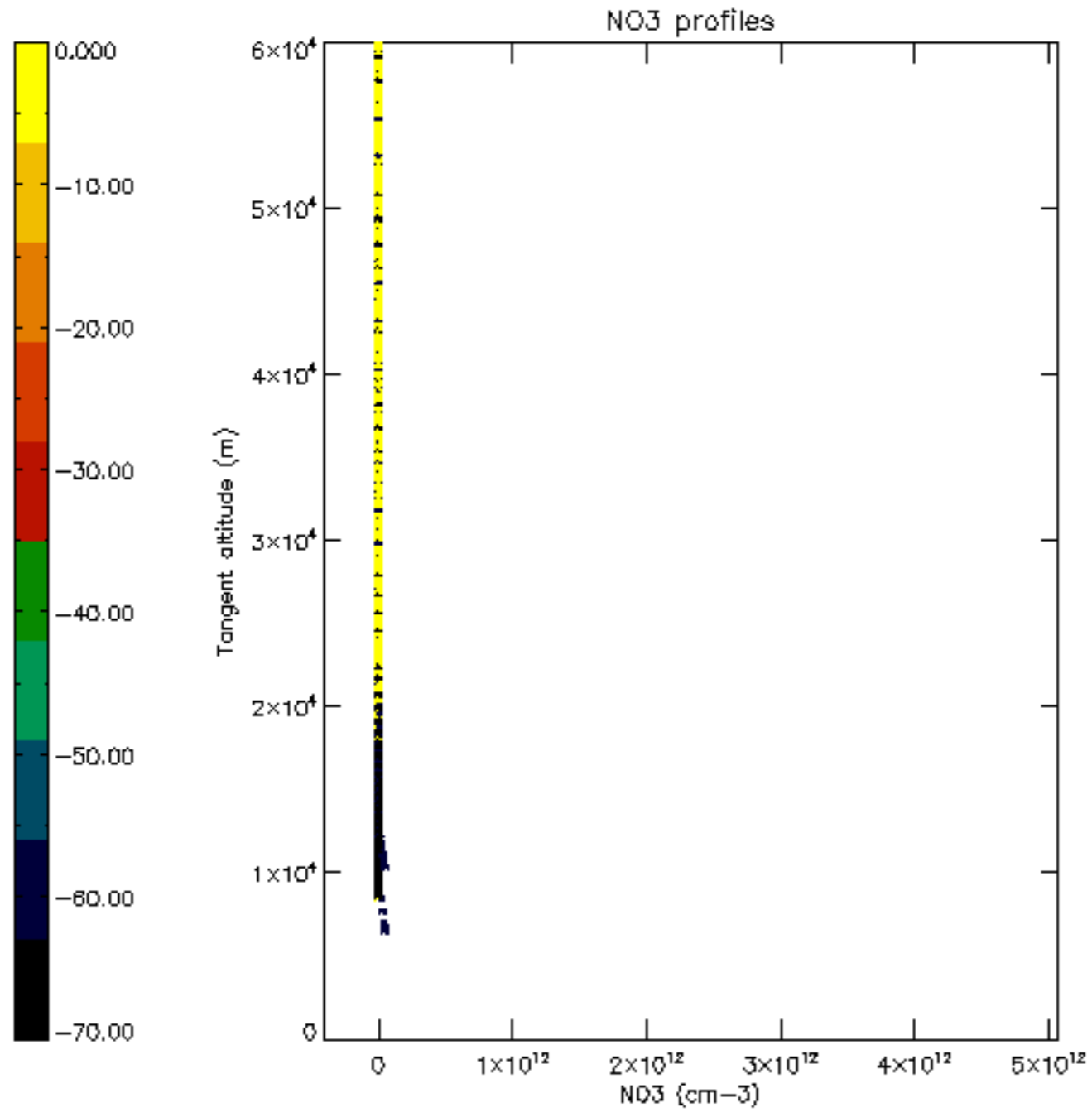


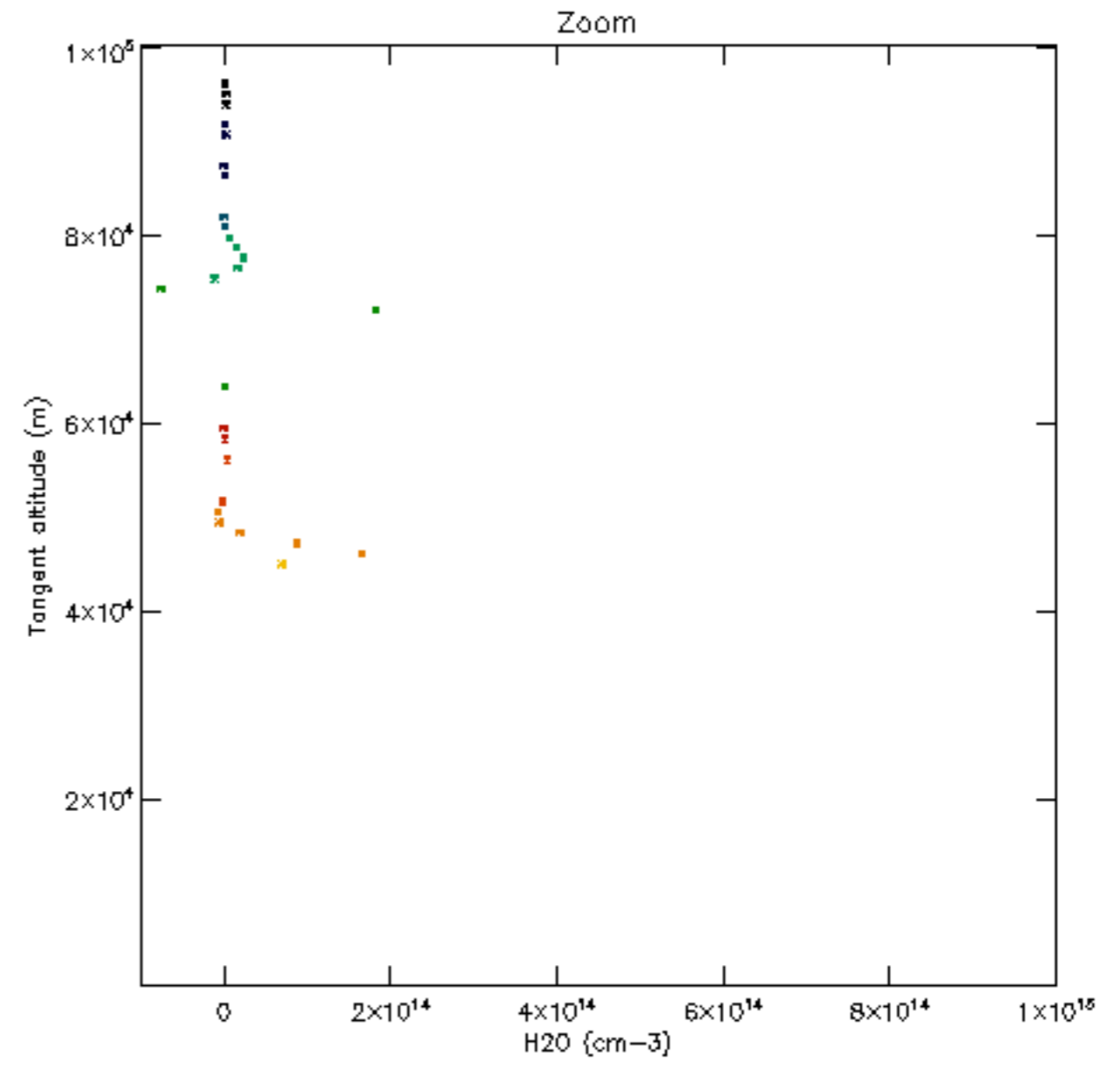
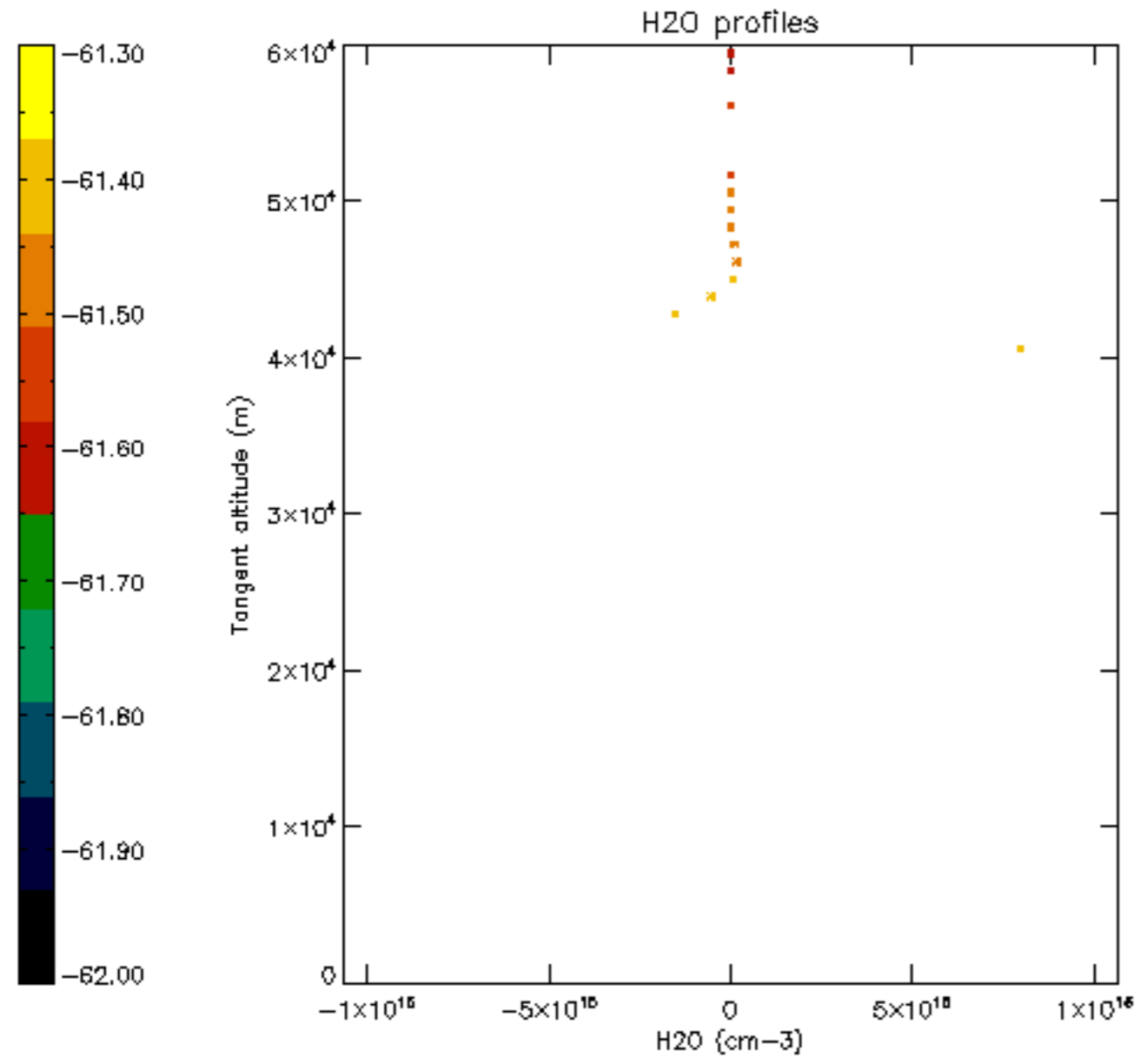


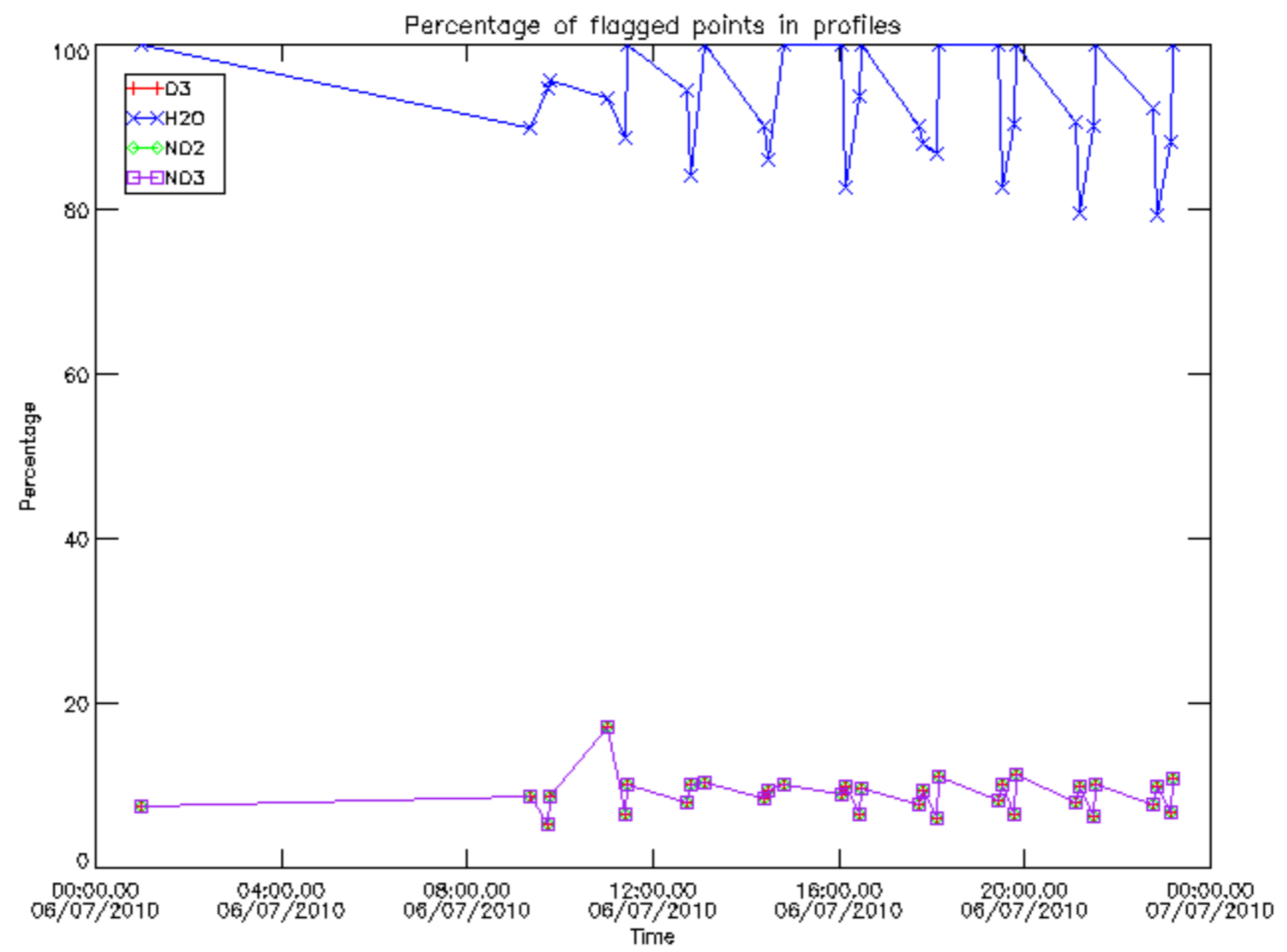




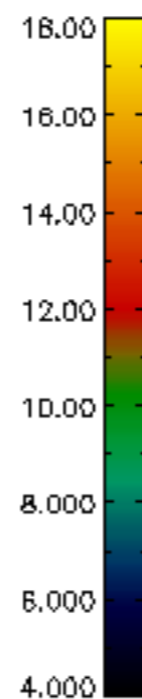
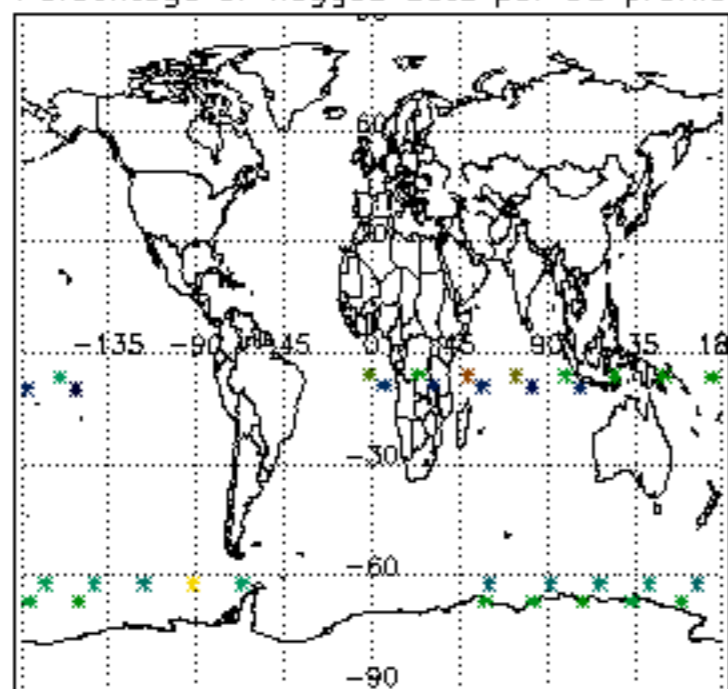




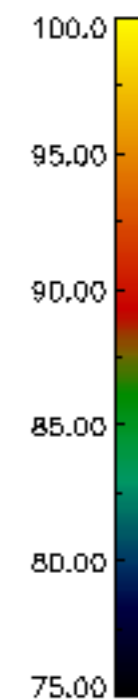
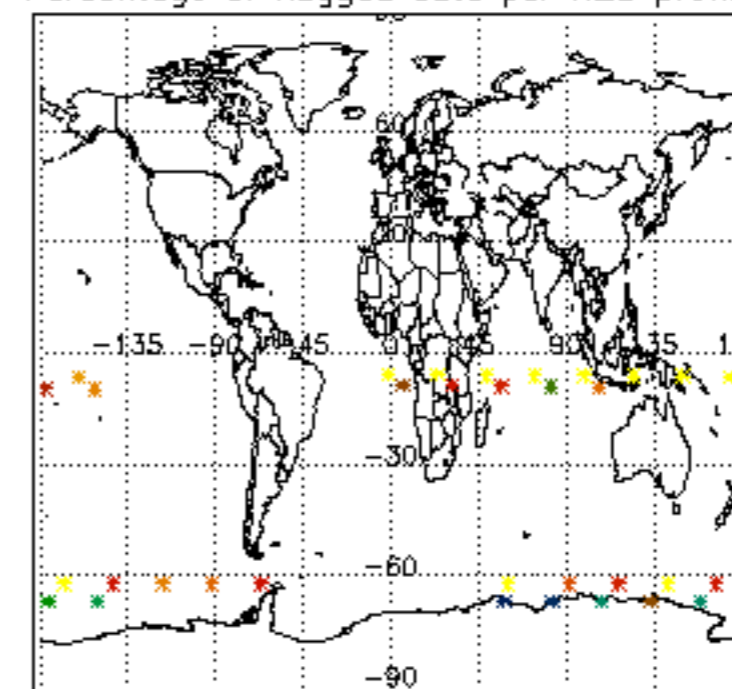




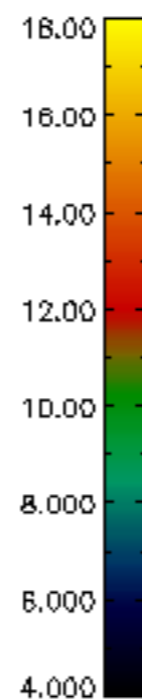
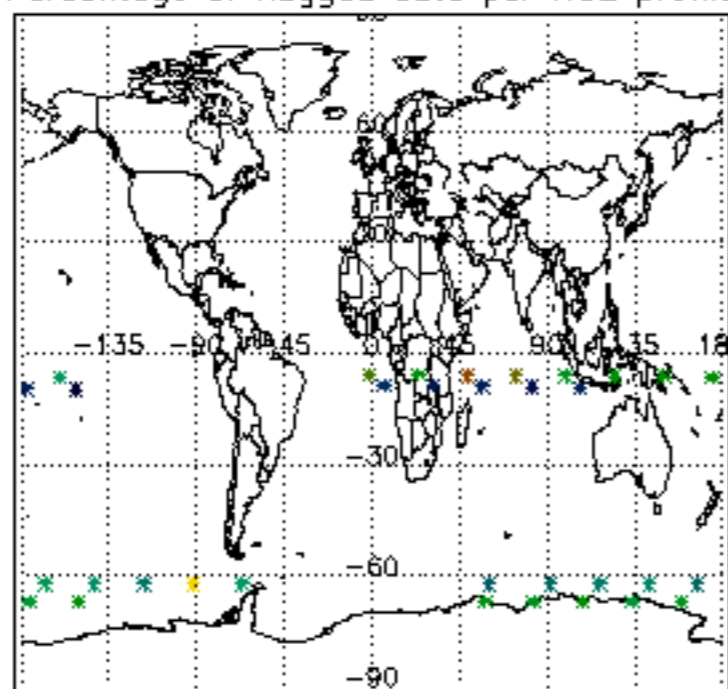
Percentage of flagged data per D3 profile



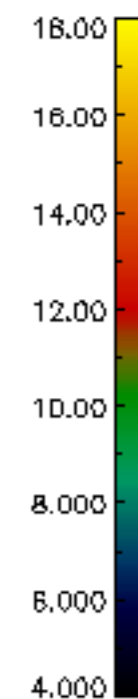
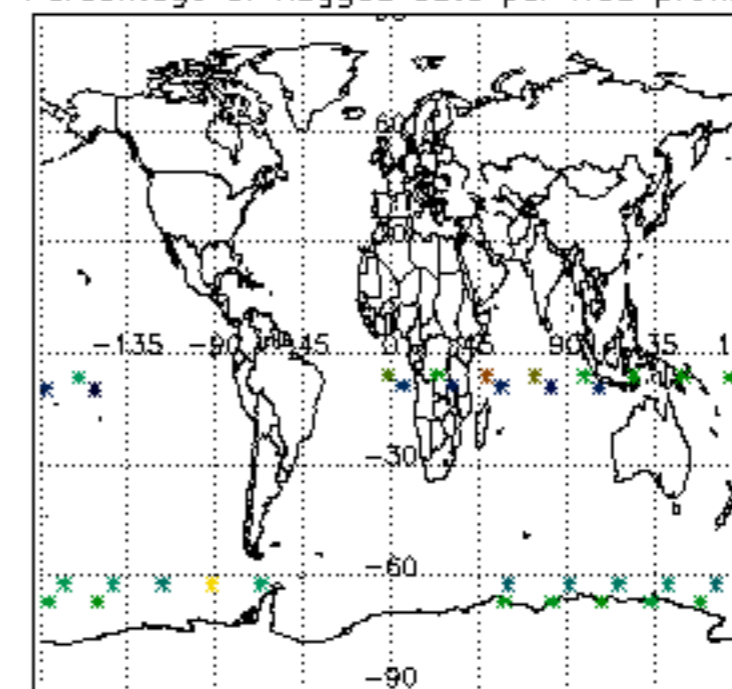
Percentage of flagged data per H2O profile

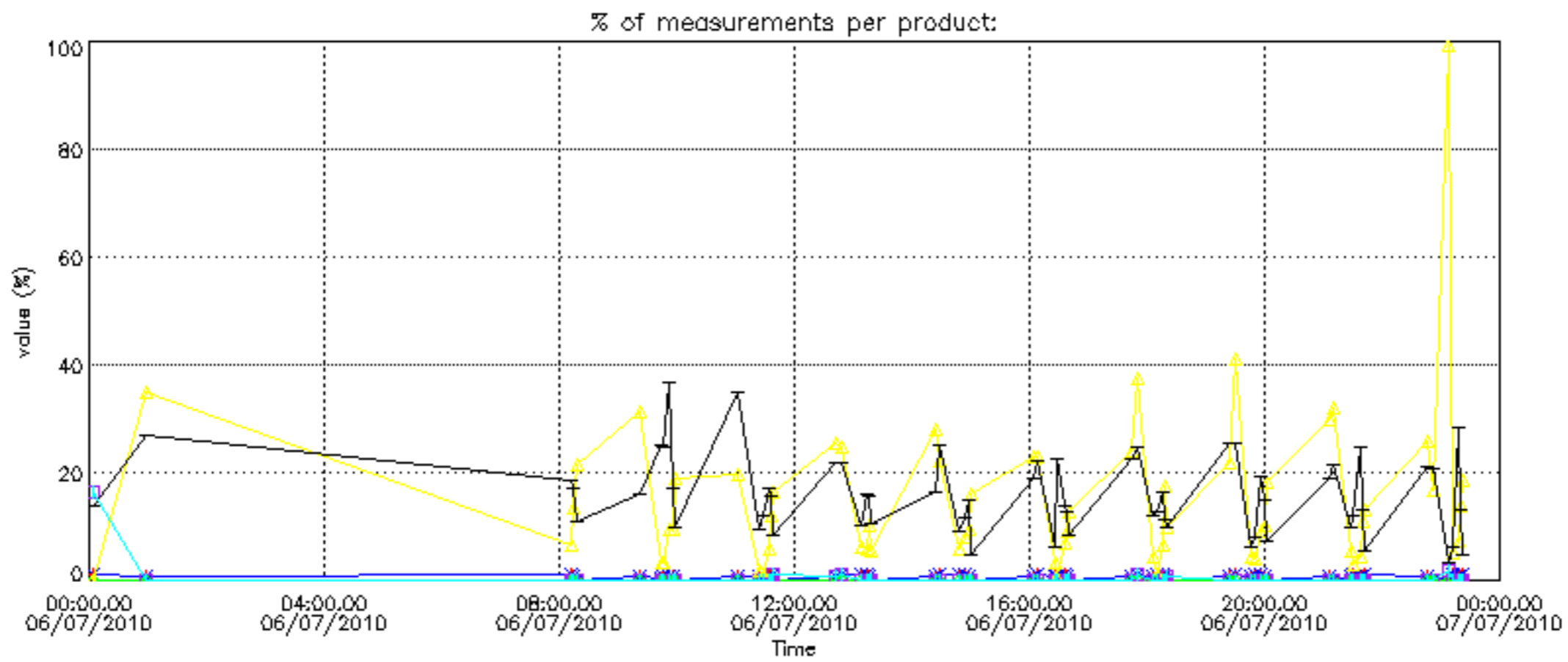


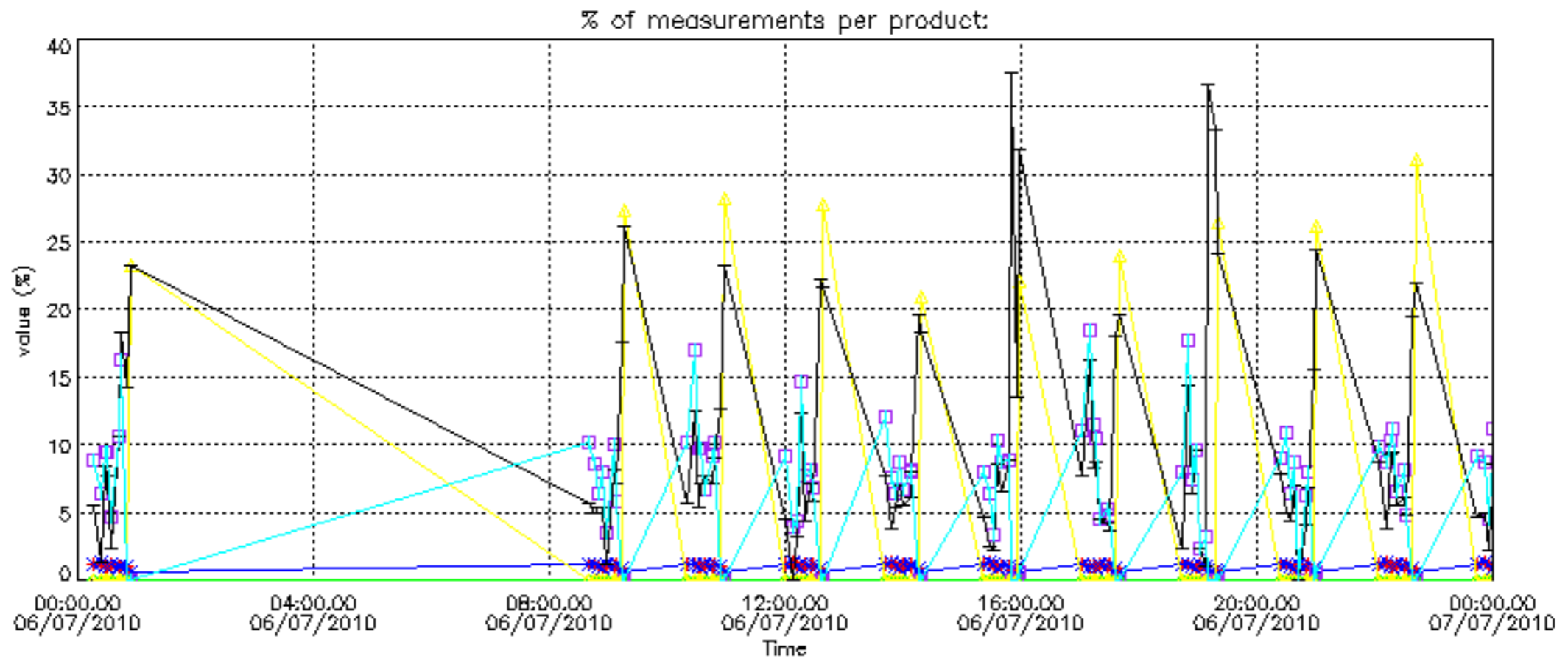
Percentage of flagged data per NO2 profile



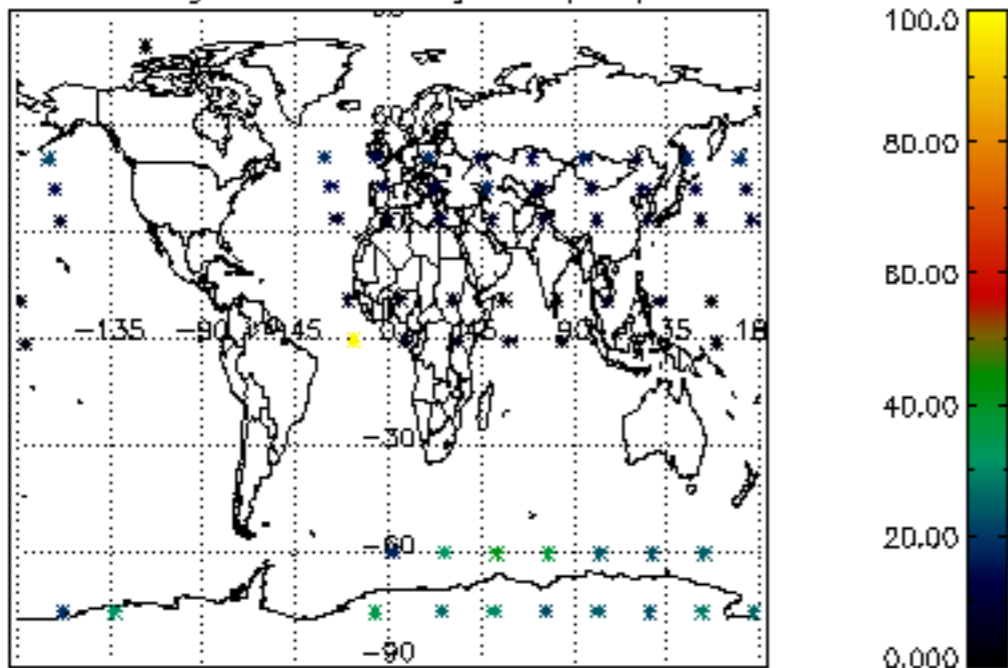
Percentage of flagged data per NO3 profile



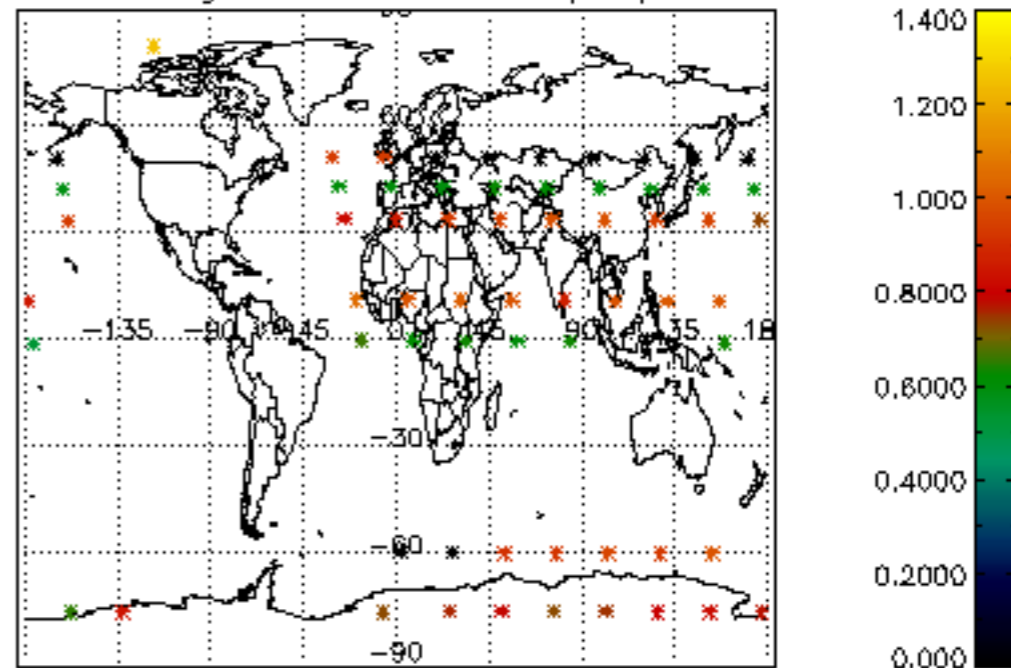




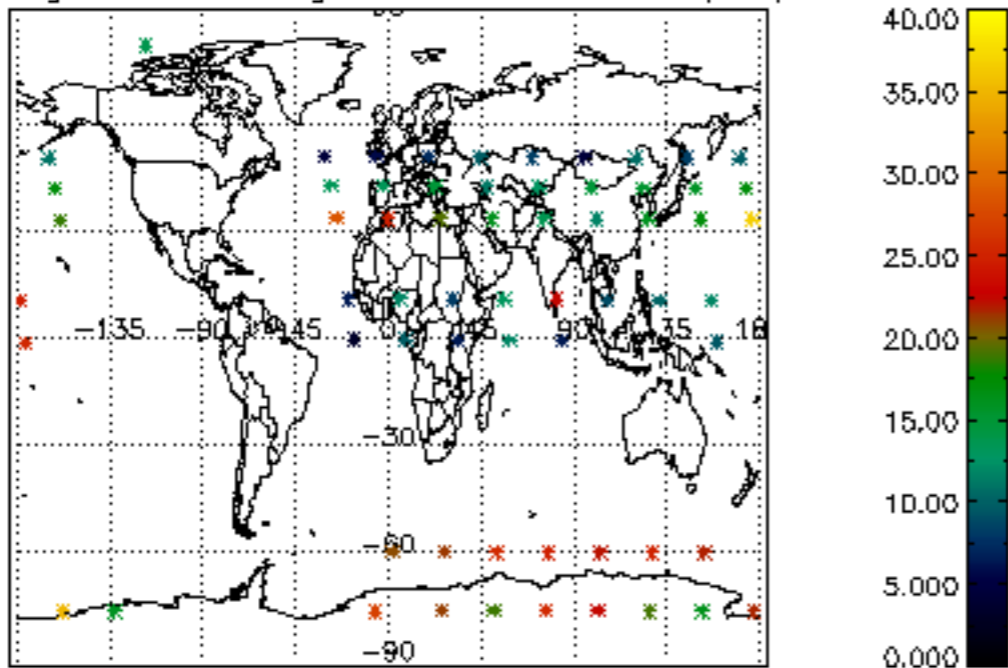
Percentage of cosmic ray hits per profile



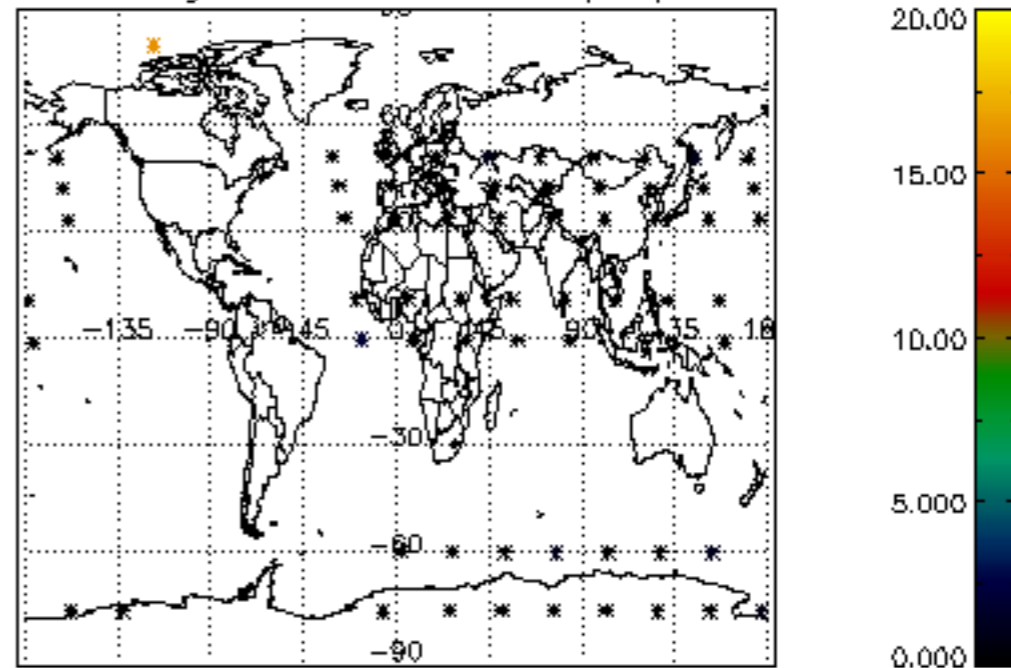
Percentage of datation errors per profile



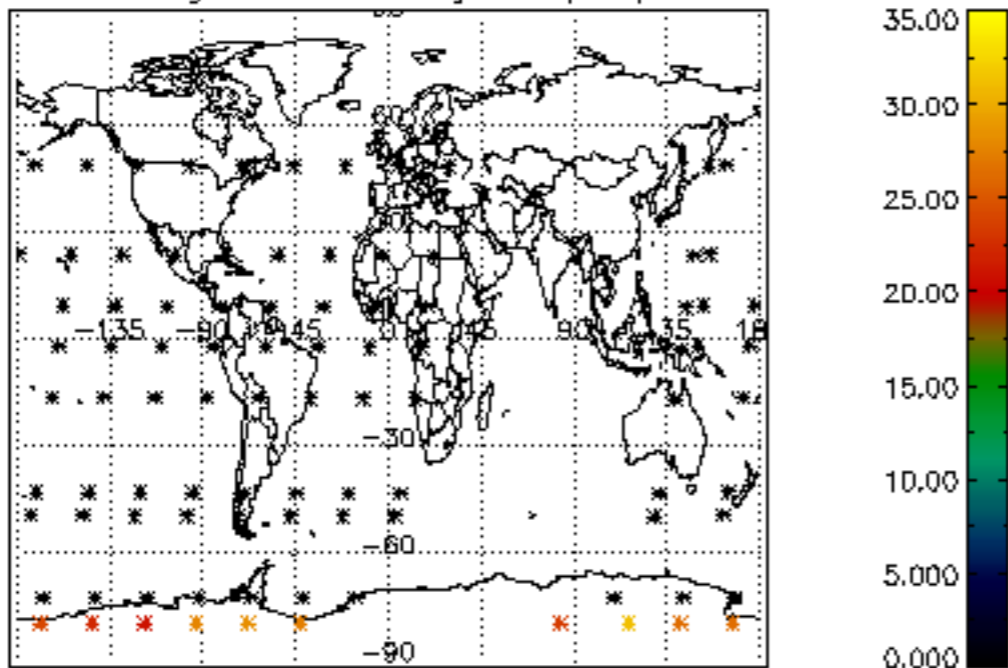
Percentage of star falling outside central band per profile



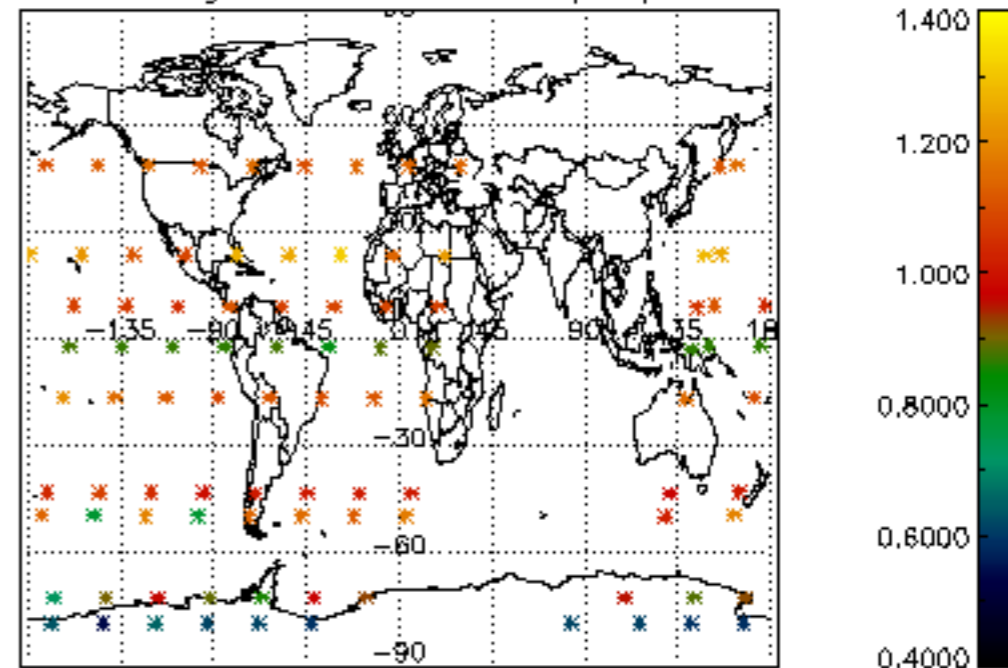
Percentage of saturation errors per profile



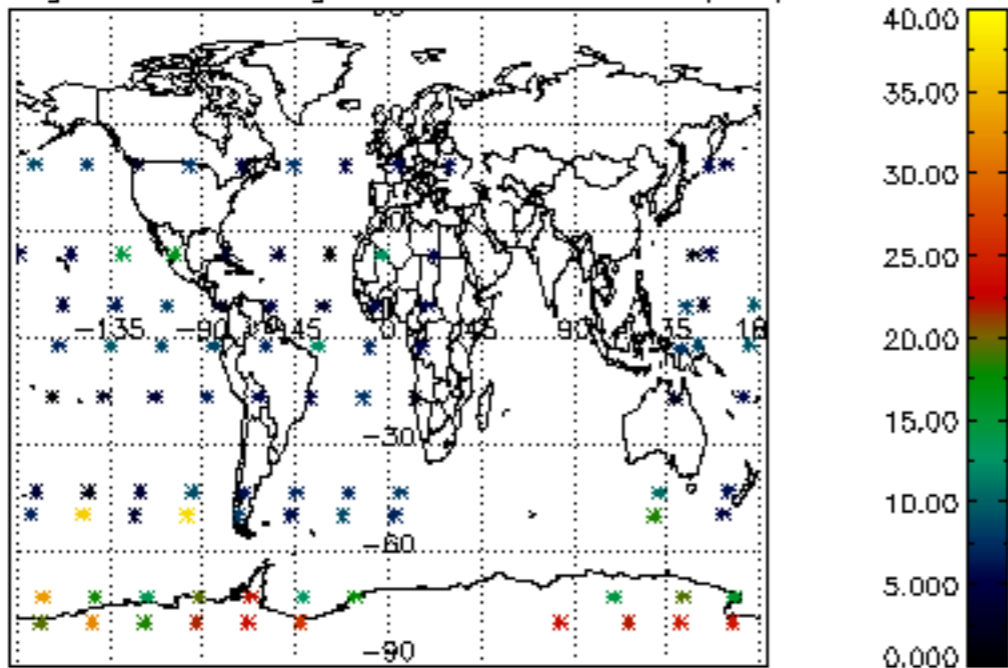
Percentage of cosmic ray hits per profile



Percentage of datation errors per profile



Percentage of star falling outside central band per profile



Percentage of saturation errors per profile

