

GOMOS Level 2 Daily Report

SUMMARY

[1. General Info](#)

[2. Summary of processed GOM_NL_2P products](#)

[3. Level 2 Quality information per product](#)

[3.1 Plot of level 2 quality information per product \(time dependant\)](#)

[3.2 Plot of level 2 quality information per product \(world map\)](#)

[4. Level 1 Quality information per product \(stored on level 2 products\)](#)

[4.1 Plot of level 1 quality information per product \(time dependant\)](#)

[4.1.1 Plot of level 1 quality information per product \(time dependant\): ASCENDING](#)

[4.1.2 Plot of level 1 quality information per product \(time dependant\): DESCENDING](#)

[4.2 Plot of level 1 quality information per product \(world map\)](#)

[4.2.1 Plot of level 1 quality information per product \(world map\): ASCENDING](#)

[4.2.2 Plot of level 1 quality information per product \(world map\): DESCENDING](#)

[5. Ozone profiles based on quality statistics and other trace gas profiles](#)

[5.1 Ozone statistics based on quality of products](#)

[5.2 Plot ozone profiles for all STD \(dark without errors\)](#)

[5.3 Plot ozone profiles where STD < 20% \(dark without errors\)](#)

[5.4. Plot ozone profiles where STD < 10% \(dark without errors\)](#)

[5.5. Plot ozone profiles where STD < 5% \(dark without errors\)](#)

[5.6 Plot NO2 profiles for all STD \(dark without errors\)](#)

[5.7 Plot NO3 profiles for all STD \(dark without errors\)](#)

[5.8 Plot H2O profiles \(only for occultations of stars 1,2,3,4,13,14,16,26,63 dark without errors\) for all STD](#)

[6. Auxiliary Data Files used for the production reported in section 2](#)

This report presents the daily analysis on parameters extracted from GOMOS level 2 data (GOM_NL__2P). It is intended to monitor some important parameters that will impact the quality of these products. A list of level 2 products (and content) that have arrived during the reporting day to the PCF is also given.

Item	Value
Time of report generation	29APR2013 12:42:07
Data source version	GOMOS/6.01
Start time of products	05-07-2010 (05JUL2010 00:00:00)
Stop time of products	06-07-2010 (06JUL2010 00:00:00)
Store outputs in DB	Yes
Nb of level 2 prods	229
Nb of prods with errors	0

2. Summary of processed GOM_NL__2P products.

Nr	Filename	UTC Start time	Limb	Duration	Star Id	Star Name	Star Mag	Star Temp	Nb Meas	Orbit	Prod. error
1	GOM_NL__2PRFIN20100705_001025_000000772090_00488_43628_7993.N1	05-JUL-2010 00:10:25	Dark	76.500	52	16Bet Cet	2.0370	4500.0	153	43628	No
2	GOM_NL__2PRFIN20100705_001406_000000502090_00489_43629_7989.N1	05-JUL-2010 00:14:06	Dark	50.000	84	Alp Phe	2.3970	4500.0	100	43629	No
3	GOM_NL__2PRFIN20100705_002030_000000542090_00489_43629_7990.N1	05-JUL-2010 00:20:30	Straylight	54.000	63	Bet Gru	2.1500	2800.0	108	43629	No
4	GOM_NL__2PRFIN20100705_002244_000000902090_00489_43629_7991.N1	05-JUL-2010 00:22:44	Straylight	90.000	18	24Alp PsA	1.1660	9700.0	180	43629	No
5	GOM_NL__2PRFIN20100705_002524_000000572090_00489_43629_7992.N1	05-JUL-2010 00:25:24	Straylight	56.500	172	Gam Gru	3.0030	13100.	113	43629	No
6	GOM_NL__2PRFIN20100705_003623_000000442090_00489_43629_7993.N1	05-JUL-2010 00:36:23	Bright	44.000	155	41Pi Sgr	2.9000	6600.0	88	43629	No
7	GOM_NL__2PRFIN20100705_004818_000000462090_00489_43629_7994.N1	05-JUL-2010 00:48:18	Bright	45.500	168	17Zet Aql	2.9860	11000.	91	43629	No
8	GOM_NL__2PRFIN20100705_005520_000000442090_00489_43629_7995.N1	05-JUL-2010 00:55:20	Bright	44.000	5	3Alp Lyr	0.033000	11000.	88	43629	No
9	GOM_NL__2PRFIN20100705_005930_000000482090_00489_43629_7996.N1	05-JUL-2010 00:59:30	Bright	48.000	144	18Del Cyg	2.8600	11000.	96	43629	No
10	GOM_NL__2PRFIN20100705_010250_000000562090_00489_43629_7997.N1	05-JUL-2010 01:02:50	Bright	55.500	19	50Alp Cyg	1.2460	10500.	111	43629	No
11	GOM_NL__2PRFIN20100705_010640_000000422090_00489_43629_7998.N1	05-JUL-2010 01:06:40	Bright	42.000	89	5Alp Cep	2.4510	8000.0	84	43629	No
12	GOM_NL__2PRFIN20100705_011408_000000492090_00489_43629_7999.N1	05-JUL-2010 01:14:08	Bright	48.500	74	11Bet Cas	2.2680	6600.0	97	43629	No
13	GOM_NL__2PRFIN20100705_011552_000000432090_00489_43629_8000.N1	05-JUL-2010 01:15:52	Bright	43.000	110	37Del Cas	2.6780	8900.0	86	43629	No
14	GOM_NL__2PRFIN20100705_012234_000000522090_00489_43629_8001.N1	05-JUL-2010 01:22:34	Bright	51.500	73	57Gam1And	2.2600	13100.	103	43629	No
15	GOM_NL__2PRFIN20100705_012511_000000812090_00489_43629_8002.N1	05-JUL-2010 01:25:11	Tw_i_and_stray	81.000	53	43Bet And	2.0480	3300.0	162	43629	No
16	GOM_NL__2PRFIN20100705_012951_000000602090_00489_43629_8003.N1	05-JUL-2010 01:29:51	Dark	59.500	50	13Alp Ari	2.0070	4250.0	119	43629	No
17	GOM_NL__2PRFIN20100705_015103_000000792090_00489_43629_8004.N1	05-JUL-2010 01:51:03	Dark	78.500	52	16Bet Cet	2.0370	4500.0	157	43629	No
18	GOM_NL__2PRFIN20100705_015443_000000502090_00490_43630_8010.N1	05-JUL-2010 01:54:43	Dark	49.500	84	Alp Phe	2.3970	4500.0	99	43630	No
19	GOM_NL__2PRFIN20100705_020107_000000642090_00490_43630_8011.N1	05-JUL-2010 02:01:07	Straylight	63.500	63	Bet Gru	2.1500	2800.0	127	43630	No
20	GOM_NL__2PRFIN20100705_020322_000000872090_00490_43630_8012.N1	05-JUL-2010 02:03:22	Straylight	86.500	18	24Alp PsA	1.1660	9700.0	173	43630	No
21	GOM_NL__2PRFIN20100705_020601_000000562090_00490_43630_8013.N1	05-JUL-2010 02:06:01	Straylight	56.000	172	Gam Gru	3.0030	13100.	112	43630	No
22	GOM_NL__2PRFIN20100705_021659_000000452090_00490_43630_8014.N1	05-JUL-2010 02:16:59	Bright	44.500	155	41Pi Sgr	2.9000	6600.0	89	43630	No
23	GOM_NL__2PRFIN20100705_022853_000000452090_00490_43630_8015.N1	05-JUL-2010 02:28:53	Bright	44.500	168	17Zet Aql	2.9860	11000.	89	43630	No
24	GOM_NL__2PRFIN20100705_023555_000000452090_00490_43630_8016.N1	05-JUL-2010 02:35:55	Bright	44.500	5	3Alp Lyr	0.033000	11000.	89	43630	No
25	GOM_NL__2PRFIN20100705_024005_000000452090_00490_43630_8017.N1	05-JUL-2010 02:40:05	Bright	44.500	144	18Del Cyg	2.8600	11000.	89	43630	No
26	GOM_NL__2PRFIN20100705_024325_000000532090_00490_43630_8018.N1	05-JUL-2010 02:43:25	Bright	53.000	19	50Alp Cyg	1.2460	10500.	106	43630	No
27	GOM_NL__2PRFIN20100705_024715_000000462090_00490_43630_8019.N1	05-JUL-2010 02:47:15	Bright	46.000	89	5Alp Cep	2.4510	8000.0	92	43630	No
28	GOM_NL__2PRFIN20100705_025443_000000492090_00490_43630_8020.N1	05-JUL-2010 02:54:43	Bright	49.000	74	11Bet Cas	2.2680	6600.0	98	43630	No
29	GOM_NL__2PRFIN20100705_025628_000000522090_00490_43630_8021.N1	05-JUL-2010 02:56:28	Bright	52.000	110	37Del Cas	2.6780	8900.0	104	43630	No
30	GOM_NL__2PRFIN20100705_030310_000000552090_00490_43630_8022.N1	05-JUL-2010 03:03:10	Bright	55.000	73	57Gam1And	2.2600	13100.	110	43630	No
31	GOM_NL__2PRFIN20100705_030547_000000812090_00490_43630_8023.N1	05-JUL-2010 03:05:47	Tw_i_and_stray	80.500	53	43Bet And	2.0480	3300.0	161	43630	No
32	GOM_NL__2PRFIN20100705_031027_000000662090_00490_43630_8024.N1	05-JUL-2010 03:10:27	Dark	66.000	50	13Alp Ari	2.0070	4250.0	132	43630	No
33	GOM_NL__2PRFIN20100705_033141_000000802090_00490_43630_8025.N1	05-JUL-2010 03:31:41	Dark	79.500	52	16Bet Cet	2.0370	4500.0	159	43630	No
34	GOM_NL__2PRFIN20100705_033520_000000512090_00491_43631_8040.N1	05-JUL-2010 03:35:20	Dark	51.000	84	Alp Phe	2.3970	4500.0	102	43631	No
35	GOM_NL__2PRFIN20100705_034144_000000542090_00491_43631_8041.N1	05-JUL-2010 03:41:44	Straylight	53.500	63	Bet Gru	2.1500	2800.0	107	43631	No
36	GOM_NL__2PRFIN20100705_034359_000000822090_00491_43631_8042.N1	05-JUL-2010 03:43:59	Straylight	81.500	18	24Alp PsA	1.1660	9700.0	163	43631	No
37	GOM_NL__2PRFIN20100705_034638_000000582090_00491_43631_8043.N1	05-JUL-2010 03:46:38	Straylight	58.000	172	Gam Gru	3.0030	13100.	116	43631	No
38	GOM_NL__2PRFIN20100705_035735_000000452090_00491_43631_8044.N1	05-JUL-2010 03:57:35	Bright	44.500	155	41Pi Sgr	2.9000	6600.0	89	43631	No
39	GOM_NL__2PRFIN20100705_040929_000000482090_00491_43631_8045.N1	05-JUL-2010 04:09:29	Bright	47.500	168	17Zet Aql	2.9860	11000.	95	43631	No
40	GOM_NL__2PRFIN20100705_041631_000000452090_00491_43631_8046.N1	05-JUL-2010 04:16:31	Bright	44.500	5	3Alp Lyr	0.033000	11000.	89	43631	No
41	GOM_NL__2PRFIN20100705_042040_000000472090_00491_43631_8047.N1	05-JUL-2010 04:20:40	Bright	46.500	144	18Del Cyg	2.8600	11000.	93	43631	No
42	GOM_NL__2PRFIN20100705_042400_000000552090_00491_43631_8048.N1	05-JUL-2010 04:24:00	Bright	54.500	19	50Alp Cyg	1.2460	10500.	109	43631	No

43	GOM_NL__2PRFIN20100705_042750_000000422090_00491_43631_8049.N1	05-JUL-2010 04:27:50	Bright	42.000	89	5Alp Cep	2.4510	8000.0	84	43631	No
44	GOM_NL__2PRFIN20100705_043519_000000492090_00491_43631_8050.N1	05-JUL-2010 04:35:19	Bright	49.000	74	11Bet Cas	2.2680	6600.0	98	43631	No
45	GOM_NL__2PRFIN20100705_043704_000000432090_00491_43631_8051.N1	05-JUL-2010 04:37:04	Bright	43.000	110	37Del Cas	2.6780	8900.0	86	43631	No
46	GOM_NL__2PRFIN20100705_044346_000000532090_00491_43631_8052.N1	05-JUL-2010 04:43:46	Bright	52.500	73	57Gam1And	2.2600	13100.	105	43631	No
47	GOM_NL__2PRFIN20100705_044623_000000772090_00491_43631_8053.N1	05-JUL-2010 04:46:23	Tw_i_and_stray	77.000	53	43Bet And	2.0480	3300.0	154	43631	No
48	GOM_NL__2PRFIN20100705_045104_000000682090_00491_43631_8054.N1	05-JUL-2010 04:51:04	Dark	67.500	50	13Alp Ari	2.0070	4250.0	135	43631	No
49	GOM_NL__2PRFIN20100705_051219_000000892090_00491_43631_8055.N1	05-JUL-2010 05:12:19	Dark	89.000	52	16Bet Cet	2.0370	4500.0	178	43631	No
50	GOM_NL__2PRFIN20100705_051557_000000482090_00492_43632_8050.N1	05-JUL-2010 05:15:57	Dark	48.000	84	Alp Phe	2.3970	4500.0	96	43632	No
51	GOM_NL__2PRFIN20100705_052221_000000522090_00492_43632_8051.N1	05-JUL-2010 05:22:21	Straylight	52.000	63	Bet Gru	2.1500	2800.0	104	43632	No
52	GOM_NL__2PRFIN20100705_052437_000000892090_00492_43632_8052.N1	05-JUL-2010 05:24:37	Straylight	89.000	18	24Alp PsA	1.1660	9700.0	178	43632	No
53	GOM_NL__2PRFIN20100705_052714_000000572090_00492_43632_8053.N1	05-JUL-2010 05:27:14	Straylight	57.000	172	Gam Gru	3.0030	13100.	114	43632	No
54	GOM_NL__2PRFIN20100705_053812_000000452090_00492_43632_8054.N1	05-JUL-2010 05:38:12	Bright	44.500	155	41Pi Sgr	2.9000	6600.0	89	43632	No
55	GOM_NL__2PRFIN20100705_055004_000000442090_00492_43632_8055.N1	05-JUL-2010 05:50:04	Bright	44.000	168	17Zet Aql	2.9860	11000.	88	43632	No
56	GOM_NL__2PRFIN20100705_055707_000000452090_00492_43632_8056.N1	05-JUL-2010 05:57:07	Bright	44.500	5	3Alp Lyr	0.033000	11000.	89	43632	No
57	GOM_NL__2PRFIN20100705_060116_000000482090_00492_43632_8057.N1	05-JUL-2010 06:01:16	Bright	47.500	144	18Del Cyg	2.8600	11000.	95	43632	No
58	GOM_NL__2PRFIN20100705_060435_000000602090_00492_43632_8058.N1	05-JUL-2010 06:04:35	Bright	60.000	19	50Alp Cyg	1.2460	10500.	120	43632	No
59	GOM_NL__2PRFIN20100705_060826_000000462090_00492_43632_8059.N1	05-JUL-2010 06:08:26	Bright	45.500	89	5Alp Cep	2.4510	8000.0	91	43632	No
60	GOM_NL__2PRFIN20100705_061554_000000502090_00492_43632_8060.N1	05-JUL-2010 06:15:54	Bright	49.500	74	11Bet Cas	2.2680	6600.0	99	43632	No
61	GOM_NL__2PRFIN20100705_061739_000000432090_00492_43632_8061.N1	05-JUL-2010 06:17:39	Bright	42.500	110	37Del Cas	2.6780	8900.0	85	43632	No
62	GOM_NL__2PRFIN20100705_062422_000000562090_00492_43632_8062.N1	05-JUL-2010 06:24:22	Bright	55.500	73	57Gam1And	2.2600	13100.	111	43632	No
63	GOM_NL__2PRFIN20100705_062659_000000882090_00492_43632_8063.N1	05-JUL-2010 06:26:59	Tw_i_and_stray	87.500	53	43Bet And	2.0480	3300.0	175	43632	No
64	GOM_NL__2PRFIN20100705_063140_000000632090_00492_43632_8064.N1	05-JUL-2010 06:31:40	Dark	62.500	50	13Alp Ari	2.0070	4250.0	125	43632	No
65	GOM_NL__2PRFIN20100705_065257_000000802090_00492_43632_8065.N1	05-JUL-2010 06:52:57	Dark	80.000	52	16Bet Cet	2.0370	4500.0	160	43632	No
66	GOM_NL__2PRFIN20100705_065634_000000512090_00493_43633_8079.N1	05-JUL-2010 06:56:34	Dark	51.000	84	Alp Phe	2.3970	4500.0	102	43633	No
67	GOM_NL__2PRFIN20100705_070258_000000522090_00493_43633_8080.N1	05-JUL-2010 07:02:58	Straylight	52.000	63	Bet Gru	2.1500	2800.0	104	43633	No
68	GOM_NL__2PRFIN20100705_070515_000000822090_00493_43633_8081.N1	05-JUL-2010 07:05:15	Straylight	82.000	18	24Alp PsA	1.1660	9700.0	164	43633	No
69	GOM_NL__2PRFIN20100705_070751_000000552090_00493_43633_8082.N1	05-JUL-2010 07:07:51	Straylight	55.000	172	Gam Gru	3.0030	13100.	110	43633	No
70	GOM_NL__2PRFIN20100705_071848_000000442090_00493_43633_8083.N1	05-JUL-2010 07:18:48	Bright	44.000	155	41Pi Sgr	2.9000	6600.0	88	43633	No
71	GOM_NL__2PRFIN20100705_073040_000000452090_00493_43633_8084.N1	05-JUL-2010 07:30:40	Bright	45.000	168	17Zet Aql	2.9860	11000.	90	43633	No
72	GOM_NL__2PRFIN20100705_073742_000000442090_00493_43633_8085.N1	05-JUL-2010 07:37:42	Bright	43.500	5	3Alp Lyr	0.033000	11000.	87	43633	No
73	GOM_NL__2PRFIN20100705_074151_000000472090_00493_43633_8086.N1	05-JUL-2010 07:41:51	Bright	47.000	144	18Del Cyg	2.8600	11000.	94	43633	No
74	GOM_NL__2PRFIN20100705_074510_000000582090_00493_43633_8087.N1	05-JUL-2010 07:45:10	Bright	58.000	19	50Alp Cyg	1.2460	10500.	116	43633	No
75	GOM_NL__2PRFIN20100705_074901_000000452090_00493_43633_8088.N1	05-JUL-2010 07:49:01	Bright	45.000	89	5Alp Cep	2.4510	8000.0	90	43633	No
76	GOM_NL__2PRFIN20100705_075629_000000502090_00493_43633_8089.N1	05-JUL-2010 07:56:29	Bright	50.000	74	11Bet Cas	2.2680	6600.0	100	43633	No
77	GOM_NL__2PRFIN20100705_075815_000000512090_00493_43633_8090.N1	05-JUL-2010 07:58:15	Bright	50.500	110	37Del Cas	2.6780	8900.0	101	43633	No
78	GOM_NL__2PRFIN20100705_080458_000000682090_00493_43633_8091.N1	05-JUL-2010 08:04:58	Bright	68.000	73	57Gam1And	2.2600	13100.	136	43633	No
79	GOM_NL__2PRFIN20100705_080735_000000782090_00493_43633_8092.N1	05-JUL-2010 08:07:35	Tw_i_and_stray	78.000	53	43Bet And	2.0480	3300.0	156	43633	No
80	GOM_NL__2PRFIN20100705_081216_000000652090_00493_43633_8093.N1	05-JUL-2010 08:12:16	Dark	65.000	50	13Alp Ari	2.0070	4250.0	130	43633	No
81	GOM_NL__2PRFIN20100705_083335_000000822090_00493_43633_8094.N1	05-JUL-2010 08:33:35	Dark	81.500	52	16Bet Cet	2.0370	4500.0	163	43633	No
82	GOM_NL__2PRFIN20100705_083711_000000502090_00494_43634_8116.N1	05-JUL-2010 08:37:11	Dark	50.000	84	Alp Phe	2.3970	4500.0	100	43634	No
83	GOM_NL__2PRFIN20100705_084335_000000622090_00494_43634_8117.N1	05-JUL-2010 08:43:35	Straylight	61.500	63	Bet Gru	2.1500	2800.0	123	43634	No
84	GOM_NL__2PRFIN20100705_084552_000000822090_00494_43634_8118.N1	05-JUL-2010 08:45:52	Straylight	81.500	18	24Alp PsA	1.1660	9700.0	163	43634	No
85	GOM_NL__2PRFIN20100705_084828_000000542090_00494_43634_8119.N1	05-JUL-2010 08:48:28	Straylight	54.000	172	Gam Gru	3.0030	13100.	108	43634	No
86	GOM_NL__2PRFIN20100705_085924_000000442090_00494_43634_8120.N1	05-JUL-2010 08:59:24	Bright	43.500	155	41Pi Sgr	2.9000	6600.0	87	43634	No
87	GOM_NL__2PRFIN20100705_091115_000000452090_00494_43634_8121.N1	05-JUL-2010 09:11:15	Bright	44.500	168	17Zet Aql	2.9860	11000.	89	43634	No
88	GOM_NL__2PRFIN20100705_091818_000000452090_00494_43634_8122.N1	05-JUL-2010 09:18:18	Bright	45.000	5	3Alp Lyr	0.033000	11000.	90	43634	No
89	GOM_NL__2PRFIN20100705_092226_000000482090_00494_43634_8123.N1	05-JUL-2010 09:22:26	Bright	47.500	144	18Del Cyg	2.8600	11000.	95	43634	No
90	GOM_NL__2PRFIN20100705_092544_000000632090_00494_43634_8124.N1	05-JUL-2010 09:25:44	Bright	62.500	19	50Alp Cyg	1.2460	10500.	125	43634	No
91	GOM_NL__2PRFIN20100705_092936_000000462090_00494_43634_8125.N1	05-JUL-2010 09:29:36	Bright	46.000	89	5Alp Cep	2.4510	8000.0	92	43634	No
92	GOM_NL__2PRFIN20100705_093705_000000512090_00494_43634_8126.N1	05-JUL-2010 09:37:05	Bright	50.500	74	11Bet Cas	2.2680	6600.0	101	43634	No
93	GOM_NL__2PRFIN20100705_093850_000000412090_00494_43634_8127.N1	05-JUL-2010 09:38:50	Bright	41.000	110	37Del Cas	2.6780	8900.0	82	43634	No
94	GOM_NL__2PRFIN20100705_094534_000000562090_00494_43634_8128.N1	05-JUL-2010 09:45:34	Bright	55.500	73	57Gam1And	2.2600	13100.	111	43634	No
95	GOM_NL__2PRFIN20100705_094811_000000802090_00494_43634_8129.N1	05-JUL-2010 09:48:11	Tw_i_and_stray	80.000	53	43Bet And	2.0480	3300.0	160	43634	No
96	GOM_NL__2PRFIN20100705_095253_000000672090_00494_43634_8130.N1	05-JUL-2010 09:52:53	Dark	66.500	50	13Alp Ari	2.0070	4250.0	133	43634	No
97	GOM_NL__2PRFIN20100705_101413_000000972090_00494_43634_8131.N1	05-JUL-2010 10:14:13	Dark	96.500	52	16Bet Cet	2.0370	4500.0	193	43634	No
98	GOM_NL__2PRFIN20100705_101748_000000492090_00495_43635_8149.N1	05-JUL-2010 10:17:48	Dark	49.000	84	Alp Phe	2.3970	4500.0	98	43635	No
99	GOM_NL__2PRFIN20100705_102411_000000682090_00495_43635_8150.N1	05-JUL-2010 10:24:11	Straylight	67.500	63	Bet Gru	2.1500	2800.0	135	43635	No
100	GOM_NL__2PRFIN20100705_102630_000000852090_00495_43635_8151.N1	05-JUL-2010 10:26:30	Straylight	84.500	18	24Alp PsA	1.1660	9700.0	169	43635	No
101	GOM_NL__2PRFIN20100705_102905_000000562090_00495_43635_8152.N1	05-JUL-2010 10:29:05	Straylight	55.500	172	Gam Gru	3.0030	13100.	111	43635	No

102	GOM_NL__2PRFIN20100705_104000_000000432090_00495_43635_8153.N1	05-JUL-2010 10:40:00	Bright	43.000	155	41Pi Sgr	2.9000	6600.0	86	43635	No
103	GOM_NL__2PRFIN20100705_105151_000000452090_00495_43635_8154.N1	05-JUL-2010 10:51:51	Bright	45.000	168	17Zet Aql	2.9860	11000.	90	43635	No
104	GOM_NL__2PRFIN20100705_105853_000000402090_00495_43635_8155.N1	05-JUL-2010 10:58:53	Bright	39.500	5	3Alp Lyr	0.033000	11000.	79	43635	No
105	GOM_NL__2PRFIN20100705_110301_000000482090_00495_43635_8156.N1	05-JUL-2010 11:03:01	Bright	48.000	144	18Del Cyg	2.8600	11000.	96	43635	No
106	GOM_NL__2PRFIN20100705_110619_000000592090_00495_43635_8157.N1	05-JUL-2010 11:06:19	Bright	59.000	19	50Alp Cyg	1.2460	10500.	118	43635	No
107	GOM_NL__2PRFIN20100705_111011_000000432090_00495_43635_8158.N1	05-JUL-2010 11:10:11	Bright	43.000	89	5Alp Cep	2.4510	8000.0	86	43635	No
108	GOM_NL__2PRFIN20100705_111740_000000512090_00495_43635_8159.N1	05-JUL-2010 11:17:40	Bright	50.500	74	11Bet Cas	2.2680	6600.0	101	43635	No
109	GOM_NL__2PRFIN20100705_111926_000000432090_00495_43635_8160.N1	05-JUL-2010 11:19:26	Bright	43.000	110	37Del Cas	2.6780	8900.0	86	43635	No
110	GOM_NL__2PRFIN20100705_112609_000000562090_00495_43635_8161.N1	05-JUL-2010 11:26:09	Bright	55.500	73	57Gam1And	2.2600	13100.	111	43635	No
111	GOM_NL__2PRFIN20100705_112847_000000772090_00495_43635_8162.N1	05-JUL-2010 11:28:47	Tw_i_and_stray	77.000	53	43Bet And	2.0480	3300.0	154	43635	No
112	GOM_NL__2PRFIN20100705_113329_000000632090_00495_43635_8163.N1	05-JUL-2010 11:33:29	Dark	63.000	50	13Alp Ari	2.0070	4250.0	126	43635	No
113	GOM_NL__2PRFIN20100705_115451_000000792090_00495_43635_8164.N1	05-JUL-2010 11:54:51	Dark	78.500	52	16Bet Cet	2.0370	4500.0	157	43635	No
114	GOM_NL__2PRFIN20100705_115825_000000492090_00496_43636_8176.N1	05-JUL-2010 11:58:25	Dark	48.500	84	Alp Phe	2.3970	4500.0	97	43636	No
115	GOM_NL__2PRFIN20100705_120448_000000532090_00496_43636_8177.N1	05-JUL-2010 12:04:48	Straylight	53.000	63	Bet Gru	2.1500	2800.0	106	43636	No
116	GOM_NL__2PRFIN20100705_120707_000000882090_00496_43636_8178.N1	05-JUL-2010 12:07:07	Straylight	88.000	18	24Alp PsA	1.1660	9700.0	176	43636	No
117	GOM_NL__2PRFIN20100705_120942_000000602090_00496_43636_8179.N1	05-JUL-2010 12:09:42	Straylight	59.500	172	Gam Gru	3.0030	13100.	119	43636	No
118	GOM_NL__2PRFIN20100705_122036_000000442090_00496_43636_8180.N1	05-JUL-2010 12:20:36	Bright	43.500	155	41Pi Sgr	2.9000	6600.0	87	43636	No
119	GOM_NL__2PRFIN20100705_123226_000000452090_00496_43636_8181.N1	05-JUL-2010 12:32:26	Bright	45.000	168	17Zet Aql	2.9860	11000.	90	43636	No
120	GOM_NL__2PRFIN20100705_123929_000000432090_00496_43636_8182.N1	05-JUL-2010 12:39:29	Bright	43.000	5	3Alp Lyr	0.033000	11000.	86	43636	No
121	GOM_NL__2PRFIN20100705_124336_000000472090_00496_43636_8183.N1	05-JUL-2010 12:43:36	Bright	47.000	144	18Del Cyg	2.8600	11000.	94	43636	No
122	GOM_NL__2PRFIN20100705_124653_000000552090_00496_43636_8184.N1	05-JUL-2010 12:46:53	Bright	54.500	19	50Alp Cyg	1.2460	10500.	109	43636	No
123	GOM_NL__2PRFIN20100705_125047_000000422090_00496_43636_8185.N1	05-JUL-2010 12:50:47	Bright	42.000	89	5Alp Cep	2.4510	8000.0	84	43636	No
124	GOM_NL__2PRFIN20100705_125815_000000512090_00496_43636_8186.N1	05-JUL-2010 12:58:15	Bright	50.500	74	11Bet Cas	2.2680	6600.0	101	43636	No
125	GOM_NL__2PRFIN20100705_130001_000000452090_00496_43636_8187.N1	05-JUL-2010 13:00:01	Bright	44.500	110	37Del Cas	2.6780	8900.0	89	43636	No
126	GOM_NL__2PRFIN20100705_130645_000000552090_00496_43636_8188.N1	05-JUL-2010 13:06:45	Bright	54.500	73	57Gam1And	2.2600	13100.	109	43636	No
127	GOM_NL__2PRFIN20100705_130923_000000842090_00496_43636_8189.N1	05-JUL-2010 13:09:23	Tw_i_and_stray	84.000	53	43Bet And	2.0480	3300.0	168	43636	No
128	GOM_NL__2PRFIN20100705_131405_000000612090_00496_43636_8190.N1	05-JUL-2010 13:14:05	Dark	61.000	50	13Alp Ari	2.0070	4250.0	122	43636	No
129	GOM_NL__2PRFIN20100705_133529_000000822090_00496_43636_8191.N1	05-JUL-2010 13:35:29	Dark	81.500	52	16Bet Cet	2.0370	4500.0	163	43636	No
130	GOM_NL__2PRFIN20100705_133902_000000512090_00497_43637_8189.N1	05-JUL-2010 13:39:02	Dark	51.000	84	Alp Phe	2.3970	4500.0	102	43637	No
131	GOM_NL__2PRFIN20100705_134525_000000542090_00497_43637_8190.N1	05-JUL-2010 13:45:25	Straylight	53.500	63	Bet Gru	2.1500	2800.0	107	43637	No
132	GOM_NL__2PRFIN20100705_134745_000000852090_00497_43637_8191.N1	05-JUL-2010 13:47:45	Straylight	85.000	18	24Alp PsA	1.1660	9700.0	170	43637	No
133	GOM_NL__2PRFIN20100705_135019_000000562090_00497_43637_8192.N1	05-JUL-2010 13:50:19	Straylight	55.500	172	Gam Gru	3.0030	13100.	111	43637	No
134	GOM_NL__2PRFIN20100705_140112_000000432090_00497_43637_8193.N1	05-JUL-2010 14:01:12	Bright	42.500	155	41Pi Sgr	2.9000	6600.0	85	43637	No
135	GOM_NL__2PRFIN20100705_141302_000000452090_00497_43637_8194.N1	05-JUL-2010 14:13:02	Bright	45.000	168	17Zet Aql	2.9860	11000.	90	43637	No
136	GOM_NL__2PRFIN20100705_142004_000000452090_00497_43637_8195.N1	05-JUL-2010 14:20:04	Bright	45.000	5	3Alp Lyr	0.033000	11000.	90	43637	No
137	GOM_NL__2PRFIN20100705_142412_000000472090_00497_43637_8196.N1	05-JUL-2010 14:24:12	Bright	47.000	144	18Del Cyg	2.8600	11000.	94	43637	No
138	GOM_NL__2PRFIN20100705_142728_000000572090_00497_43637_8197.N1	05-JUL-2010 14:27:28	Bright	56.500	19	50Alp Cyg	1.2460	10500.	113	43637	No
139	GOM_NL__2PRFIN20100705_143122_000000462090_00497_43637_8198.N1	05-JUL-2010 14:31:22	Bright	45.500	89	5Alp Cep	2.4510	8000.0	91	43637	No
140	GOM_NL__2PRFIN20100705_143850_000000492090_00497_43637_8199.N1	05-JUL-2010 14:38:50	Bright	49.000	74	11Bet Cas	2.2680	6600.0	98	43637	No
141	GOM_NL__2PRFIN20100705_144037_000000562090_00497_43637_8200.N1	05-JUL-2010 14:40:37	Bright	55.500	110	37Del Cas	2.6780	8900.0	111	43637	No
142	GOM_NL__2PRFIN20100705_144721_000000682090_00497_43637_8201.N1	05-JUL-2010 14:47:21	Bright	68.000	73	57Gam1And	2.2600	13100.	136	43637	No
143	GOM_NL__2PRFIN20100705_144959_000000722090_00497_43637_8202.N1	05-JUL-2010 14:49:59	Tw_i_and_stray	72.000	53	43Bet And	2.0480	3300.0	144	43637	No
144	GOM_NL__2PRFIN20100705_145442_000000642090_00497_43637_8203.N1	05-JUL-2010 14:54:42	Dark	64.000	50	13Alp Ari	2.0070	4250.0	128	43637	No
145	GOM_NL__2PRFIN20100705_151607_000000832090_00497_43637_8204.N1	05-JUL-2010 15:16:07	Dark	82.500	52	16Bet Cet	2.0370	4500.0	165	43637	No
146	GOM_NL__2PRFIN20100705_151939_000000502090_00498_43638_8241.N1	05-JUL-2010 15:19:39	Dark	50.000	84	Alp Phe	2.3970	4500.0	100	43638	No
147	GOM_NL__2PRFIN20100705_152602_000000602090_00498_43638_8242.N1	05-JUL-2010 15:26:02	Straylight	60.000	63	Bet Gru	2.1500	2800.0	120	43638	No
148	GOM_NL__2PRFIN20100705_152823_000000872090_00498_43638_8243.N1	05-JUL-2010 15:28:23	Straylight	87.000	18	24Alp PsA	1.1660	9700.0	174	43638	No
149	GOM_NL__2PRFIN20100705_153056_000000552090_00498_43638_8244.N1	05-JUL-2010 15:30:56	Straylight	54.500	172	Gam Gru	3.0030	13100.	109	43638	No
150	GOM_NL__2PRFIN20100705_154148_000000432090_00498_43638_8245.N1	05-JUL-2010 15:41:48	Bright	43.000	155	41Pi Sgr	2.9000	6600.0	86	43638	No
151	GOM_NL__2PRFIN20100705_155337_000000452090_00498_43638_8246.N1	05-JUL-2010 15:53:37	Bright	44.500	168	17Zet Aql	2.9860	11000.	89	43638	No
152	GOM_NL__2PRFIN20100705_160040_000000392090_00498_43638_8247.N1	05-JUL-2010 16:00:40	Bright	39.000	5	3Alp Lyr	0.033000	11000.	78	43638	No
153	GOM_NL__2PRFIN20100705_160447_000000482090_00498_43638_8248.N1	05-JUL-2010 16:04:47	Bright	47.500	144	18Del Cyg	2.8600	11000.	95	43638	No
154	GOM_NL__2PRFIN20100705_160803_000000572090_00498_43638_8249.N1	05-JUL-2010 16:08:03	Bright	57.000	19	50Alp Cyg	1.2460	10500.	114	43638	No
155	GOM_NL__2PRFIN20100705_161157_000000462090_00498_43638_8250.N1	05-JUL-2010 16:11:57	Bright	46.000	89	5Alp Cep	2.4510	8000.0	92	43638	No
156	GOM_NL__2PRFIN20100705_161926_000000482090_00498_43638_8251.N1	05-JUL-2010 16:19:26	Bright	48.000	74	11Bet Cas	2.2680	6600.0	96	43638	No
157	GOM_NL__2PRFIN20100705_162113_000000542090_00498_43638_8252.N1	05-JUL-2010 16:21:13	Bright	54.000	110	37Del Cas	2.6780	8900.0	108	43638	No
158	GOM_NL__2PRFIN20100705_162757_000000542090_00498_43638_8253.N1	05-JUL-2010 16:27:57	Bright	53.500	73	57Gam1And	2.2600	13100.	107	43638	No
159	GOM_NL__2PRFIN20100705_163035_000000902090_00498_43638_8254.N1	05-JUL-2010 16:30:35	Tw_i_and_stray	90.000	53	43Bet And	2.0480	3300.0	180	43638	No
160	GOM_NL__2PRFIN20100705_163518_000000672090_00498_43638_8255.N1	05-JUL-2010 16:35:18	Dark	67.000	50	13Alp Ari	2.0070	4250.0	134	43638	No

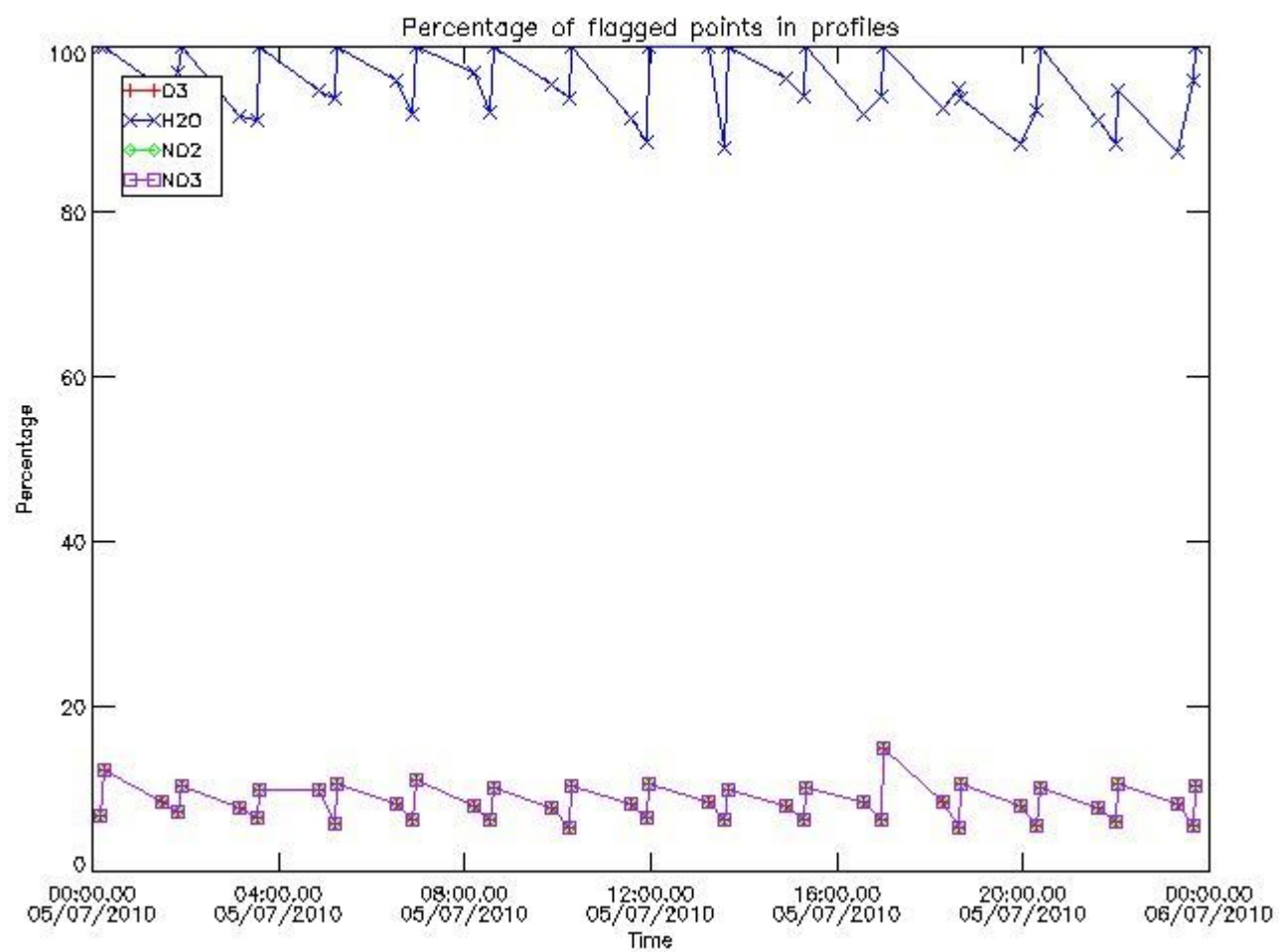
161	GOM_NL__2PRFIN20100705_165645_000000822090_00498_43638_8256.N1	05-JUL-2010 16:56:45	Dark	81.500	52	16Bet Cet	2.0370	4500.0	163	43638	No
162	GOM_NL__2PRFIN20100705_170016_000000582090_00499_43639_8271.N1	05-JUL-2010 17:00:16	Dark	58.000	84	Alp Phe	2.3970	4500.0	116	43639	No
163	GOM_NL__2PRFIN20100705_170639_000000522090_00499_43639_8272.N1	05-JUL-2010 17:06:39	Straylight	52.000	63	Bet Gru	2.1500	2800.0	104	43639	No
164	GOM_NL__2PRFIN20100705_170901_000000802090_00499_43639_8273.N1	05-JUL-2010 17:09:01	Straylight	79.500	18	24Alp PsA	1.1660	9700.0	159	43639	No
165	GOM_NL__2PRFIN20100705_171133_000000542090_00499_43639_8274.N1	05-JUL-2010 17:11:33	Straylight	54.000	172	Gam Gru	3.0030	13100.	108	43639	No
166	GOM_NL__2PRFIN20100705_172224_000000442090_00499_43639_8275.N1	05-JUL-2010 17:22:24	Bright	44.000	155	41Pi Sgr	2.9000	6600.0	88	43639	No
167	GOM_NL__2PRFIN20100705_173413_000000462090_00499_43639_8276.N1	05-JUL-2010 17:34:13	Bright	45.500	168	17Zet Aql	2.9860	11000.	91	43639	No
168	GOM_NL__2PRFIN20100705_174115_000000452090_00499_43639_8277.N1	05-JUL-2010 17:41:15	Bright	44.500	5	3Alp Lyr	0.033000	11000.	89	43639	No
169	GOM_NL__2PRFIN20100705_174522_000000472090_00499_43639_8278.N1	05-JUL-2010 17:45:22	Bright	46.500	144	18Del Cyg	2.8600	11000.	93	43639	No
170	GOM_NL__2PRFIN20100705_174838_000000592090_00499_43639_8279.N1	05-JUL-2010 17:48:38	Bright	58.500	19	50Alp Cyg	1.2460	10500.	117	43639	No
171	GOM_NL__2PRFIN20100705_175233_000000462090_00499_43639_8280.N1	05-JUL-2010 17:52:33	Bright	45.500	89	5Alp Cep	2.4510	8000.0	91	43639	No
172	GOM_NL__2PRFIN20100705_180001_000000472090_00499_43639_8281.N1	05-JUL-2010 18:00:01	Bright	47.000	74	11Bet Cas	2.2680	6600.0	94	43639	No
173	GOM_NL__2PRFIN20100705_180148_000000632090_00499_43639_8282.N1	05-JUL-2010 18:01:48	Bright	63.000	110	37Del Cas	2.6780	8900.0	126	43639	No
174	GOM_NL__2PRFIN20100705_180833_000000562090_00499_43639_8283.N1	05-JUL-2010 18:08:33	Bright	55.500	73	57Gam1And	2.2600	13100.	111	43639	No
175	GOM_NL__2PRFIN20100705_181111_000000782090_00499_43639_8284.N1	05-JUL-2010 18:11:11	Twi_and_stray	77.500	53	43Bet And	2.0480	3300.0	155	43639	No
176	GOM_NL__2PRFIN20100705_181554_000000612090_00499_43639_8285.N1	05-JUL-2010 18:15:54	Dark	61.000	50	13Alp Ari	2.0070	4250.0	122	43639	No
177	GOM_NL__2PRFIN20100705_183723_000000982090_00499_43639_8286.N1	05-JUL-2010 18:37:23	Dark	98.000	52	16Bet Cet	2.0370	4500.0	196	43639	No
178	GOM_NL__2PRFIN20100705_184053_000000492090_00500_43640_8296.N1	05-JUL-2010 18:40:53	Dark	48.500	84	Alp Phe	2.3970	4500.0	97	43640	No
179	GOM_NL__2PRFIN20100705_184716_000000512090_00500_43640_8297.N1	05-JUL-2010 18:47:16	Straylight	51.000	63	Bet Gru	2.1500	2800.0	102	43640	No
180	GOM_NL__2PRFIN20100705_184938_000000872090_00500_43640_8298.N1	05-JUL-2010 18:49:38	Straylight	87.000	18	24Alp PsA	1.1660	9700.0	174	43640	No
181	GOM_NL__2PRFIN20100705_185210_000000542090_00500_43640_8299.N1	05-JUL-2010 18:52:10	Straylight	53.500	172	Gam Gru	3.0030	13100.	107	43640	No
182	GOM_NL__2PRFIN20100705_190300_000000422090_00500_43640_8300.N1	05-JUL-2010 19:03:00	Bright	42.000	155	41Pi Sgr	2.9000	6600.0	84	43640	No
183	GOM_NL__2PRFIN20100705_191449_000000442090_00500_43640_8301.N1	05-JUL-2010 19:14:49	Bright	44.000	168	17Zet Aql	2.9860	11000.	88	43640	No
184	GOM_NL__2PRFIN20100705_192151_000000422090_00500_43640_8302.N1	05-JUL-2010 19:21:51	Bright	41.500	5	3Alp Lyr	0.033000	11000.	83	43640	No
185	GOM_NL__2PRFIN20100705_192557_000000462090_00500_43640_8303.N1	05-JUL-2010 19:25:57	Bright	46.000	144	18Del Cyg	2.8600	11000.	92	43640	No
186	GOM_NL__2PRFIN20100705_192913_000000832090_00500_43640_8304.N1	05-JUL-2010 19:29:13	Bright	83.000	19	50Alp Cyg	1.2460	10500.	166	43640	No
187	GOM_NL__2PRFIN20100705_193308_000000462090_00500_43640_8305.N1	05-JUL-2010 19:33:08	Bright	46.000	89	5Alp Cep	2.4510	8000.0	92	43640	No
188	GOM_NL__2PRFIN20100705_194037_000000482090_00500_43640_8306.N1	05-JUL-2010 19:40:37	Bright	48.000	74	11Bet Cas	2.2680	6600.0	96	43640	No
189	GOM_NL__2PRFIN20100705_194224_000000422090_00500_43640_8307.N1	05-JUL-2010 19:42:24	Bright	42.000	110	37Del Cas	2.6780	8900.0	84	43640	No
190	GOM_NL__2PRFIN20100705_194909_000000552090_00500_43640_8308.N1	05-JUL-2010 19:49:09	Bright	55.000	73	57Gam1And	2.2600	13100.	110	43640	No
191	GOM_NL__2PRFIN20100705_195147_000000832090_00500_43640_8309.N1	05-JUL-2010 19:51:47	Twi_and_stray	82.500	53	43Bet And	2.0480	3300.0	165	43640	No
192	GOM_NL__2PRFIN20100705_195631_000000642090_00500_43640_8310.N1	05-JUL-2010 19:56:31	Dark	63.500	50	13Alp Ari	2.0070	4250.0	127	43640	No
193	GOM_NL__2PRFIN20100705_201802_000000932090_00500_43640_8311.N1	05-JUL-2010 20:18:02	Dark	92.500	52	16Bet Cet	2.0370	4500.0	185	43640	No
194	GOM_NL__2PRFIN20100705_202130_000000502090_00501_43641_8361.N1	05-JUL-2010 20:21:30	Dark	50.000	84	Alp Phe	2.3970	4500.0	100	43641	No
195	GOM_NL__2PRFIN20100705_202753_000000512090_00501_43641_8362.N1	05-JUL-2010 20:27:53	Straylight	50.500	63	Bet Gru	2.1500	2800.0	101	43641	No
196	GOM_NL__2PRFIN20100705_203016_000000792090_00501_43641_8363.N1	05-JUL-2010 20:30:16	Straylight	79.000	18	24Alp PsA	1.1660	9700.0	158	43641	No
197	GOM_NL__2PRFIN20100705_203247_000000552090_00501_43641_8364.N1	05-JUL-2010 20:32:47	Straylight	55.000	172	Gam Gru	3.0030	13100.	110	43641	No
198	GOM_NL__2PRFIN20100705_204336_000000442090_00501_43641_8365.N1	05-JUL-2010 20:43:36	Bright	43.500	155	41Pi Sgr	2.9000	6600.0	87	43641	No
199	GOM_NL__2PRFIN20100705_205524_000000462090_00501_43641_8366.N1	05-JUL-2010 20:55:24	Bright	45.500	168	17Zet Aql	2.9860	11000.	91	43641	No
200	GOM_NL__2PRFIN20100705_210226_000000402090_00501_43641_8367.N1	05-JUL-2010 21:02:26	Bright	39.500	5	3Alp Lyr	0.033000	11000.	79	43641	No
201	GOM_NL__2PRFIN20100705_210633_000000472090_00501_43641_8368.N1	05-JUL-2010 21:06:33	Bright	47.000	144	18Del Cyg	2.8600	11000.	94	43641	No
202	GOM_NL__2PRFIN20100705_210948_000000542090_00501_43641_8369.N1	05-JUL-2010 21:09:48	Bright	54.000	19	50Alp Cyg	1.2460	10500.	108	43641	No
203	GOM_NL__2PRFIN20100705_211343_000000462090_00501_43641_8370.N1	05-JUL-2010 21:13:43	Bright	46.000	89	5Alp Cep	2.4510	8000.0	92	43641	No
204	GOM_NL__2PRFIN20100705_212112_000000482090_00501_43641_8371.N1	05-JUL-2010 21:21:12	Bright	48.000	74	11Bet Cas	2.2680	6600.0	96	43641	No
205	GOM_NL__2PRFIN20100705_212259_000000442090_00501_43641_8372.N1	05-JUL-2010 21:22:59	Bright	44.000	110	37Del Cas	2.6780	8900.0	88	43641	No
206	GOM_NL__2PRFIN20100705_212945_000000542090_00501_43641_8373.N1	05-JUL-2010 21:29:45	Bright	53.500	73	57Gam1And	2.2600	13100.	107	43641	No
207	GOM_NL__2PRFIN20100705_213223_000000792090_00501_43641_8374.N1	05-JUL-2010 21:32:23	Twi_and_stray	78.500	53	43Bet And	2.0480	3300.0	157	43641	No
208	GOM_NL__2PRFIN20100705_213707_000000672090_00501_43641_8375.N1	05-JUL-2010 21:37:07	Dark	66.500	50	13Alp Ari	2.0070	4250.0	133	43641	No
209	GOM_NL__2PRFIN20100705_215840_000000942090_00501_43641_8376.N1	05-JUL-2010 21:58:40	Dark	94.000	52	16Bet Cet	2.0370	4500.0	188	43641	No
210	GOM_NL__2PRFIN20100705_220207_000000482091_00001_43642_8373.N1	05-JUL-2010 22:02:07	Dark	48.000	84	Alp Phe	2.3970	4500.0	96	43642	No
211	GOM_NL__2PRFIN20100705_220830_000000532091_00001_43642_8374.N1	05-JUL-2010 22:08:30	Straylight	53.000	63	Bet Gru	2.1500	2800.0	106	43642	No
212	GOM_NL__2PRFIN20100705_221053_000000862091_00001_43642_8375.N1	05-JUL-2010 22:10:53	Straylight	86.000	18	24Alp PsA	1.1660	9700.0	172	43642	No
213	GOM_NL__2PRFIN20100705_221323_000000552091_00001_43642_8376.N1	05-JUL-2010 22:13:23	Straylight	55.000	172	Gam Gru	3.0030	13100.	110	43642	No
214	GOM_NL__2PRFIN20100705_222412_000000442091_00001_43642_8377.N1	05-JUL-2010 22:24:12	Bright	43.500	155	41Pi Sgr	2.9000	6600.0	87	43642	No
215	GOM_NL__2PRFIN20100705_223559_000000452091_00001_43642_8378.N1	05-JUL-2010 22:35:59	Bright	44.500	168	17Zet Aql	2.9860	11000.	89	43642	No
216	GOM_NL__2PRFIN20100705_224302_000000422091_00001_43642_8379.N1	05-JUL-2010 22:43:02	Bright	42.000	5	3Alp Lyr	0.033000	11000.	84	43642	No
217	GOM_NL__2PRFIN20100705_224708_000000482091_00001_43642_8380.N1	05-JUL-2010 22:47:08	Bright	47.500	144	18Del Cyg	2.8600	11000.	95	43642	No
218	GOM_NL__2PRFIN20100705_225023_000000552091_00001_43642_8381.N1	05-JUL-2010 22:50:23	Bright	55.000	19	50Alp Cyg	1.2460	10500.	110	43642	No
219	GOM_NL__2PRFIN20100705_225418_000000462091_00001_43642_8382.N1	05-JUL-2010 22:54:18	Bright	46.000	89	5Alp Cep	2.4510	8000.0	92	43642	No

220	GOM_NL__2PRFIN20100705_230147_000000462091_00001_43642_8383.N1	05-JUL-2010 23:01:47	Bright	46.000	74	11Bet Cas	2.2680	6600.0	92	43642	No
221	GOM_NL__2PRFIN20100705_230335_000000422091_00001_43642_8384.N1	05-JUL-2010 23:03:35	Bright	41.500	110	37Del Cas	2.6780	8900.0	83	43642	No
222	GOM_NL__2PRFIN20100705_231020_000000552091_00001_43642_8385.N1	05-JUL-2010 23:10:20	Bright	55.000	73	57Gam1And	2.2600	13100.	110	43642	No
223	GOM_NL__2PRFIN20100705_231258_000000792091_00001_43642_8386.N1	05-JUL-2010 23:12:58	Twilight	79.000	53	43Bet And	2.0480	3300.0	158	43642	No
224	GOM_NL__2PRFIN20100705_231743_000000622091_00001_43642_8387.N1	05-JUL-2010 23:17:43	Dark	62.000	50	13Alp Ari	2.0070	4250.0	124	43642	No
225	GOM_NL__2PRFIN20100705_233918_000001012091_00001_43642_8388.N1	05-JUL-2010 23:39:18	Dark	100.50	52	16Bet Cet	2.0370	4500.0	201	43642	No
226	GOM_NL__2PRFIN20100705_234244_000000492091_00002_43643_8387.N1	05-JUL-2010 23:42:44	Dark	49.000	84	Alp Phe	2.3970	4500.0	98	43643	No
227	GOM_NL__2PRFIN20100705_234907_000000622091_00002_43643_8388.N1	05-JUL-2010 23:49:07	Straylight	62.000	63	Bet Gru	2.1500	2800.0	124	43643	No
228	GOM_NL__2PRFIN20100705_235131_000000862091_00002_43643_8389.N1	05-JUL-2010 23:51:31	Straylight	85.500	18	24Alp PsA	1.1660	9700.0	171	43643	No
229	GOM_NL__2PRFIN20100705_235400_000000562091_00002_43643_8390.N1	05-JUL-2010 23:54:00	Straylight	55.500	172	Gam Gru	3.0030	13100.	111	43643	No

3. Quality information per product

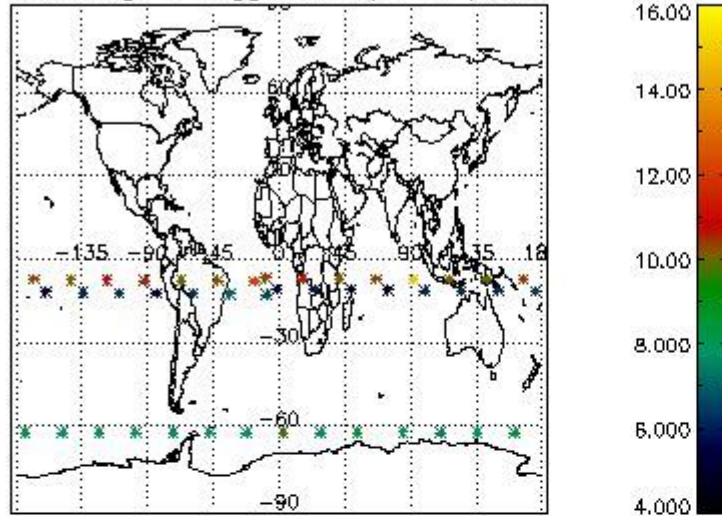
In this section it is plotted some information contained in the Quality Summary data set of the level 2 products. Only products in dark limb conditions and without errors (error flag in the MPH set to "0") are used.

3.1 Plot quality information per product (time dependant)

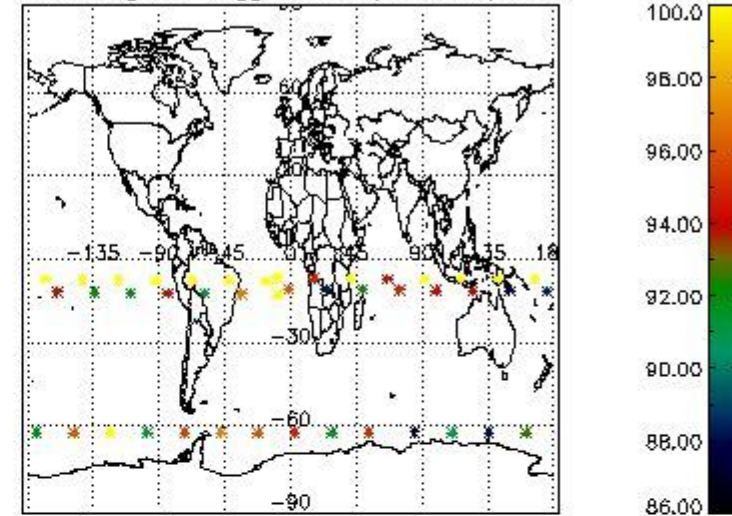


3.2 Plot quality information per product (world map)

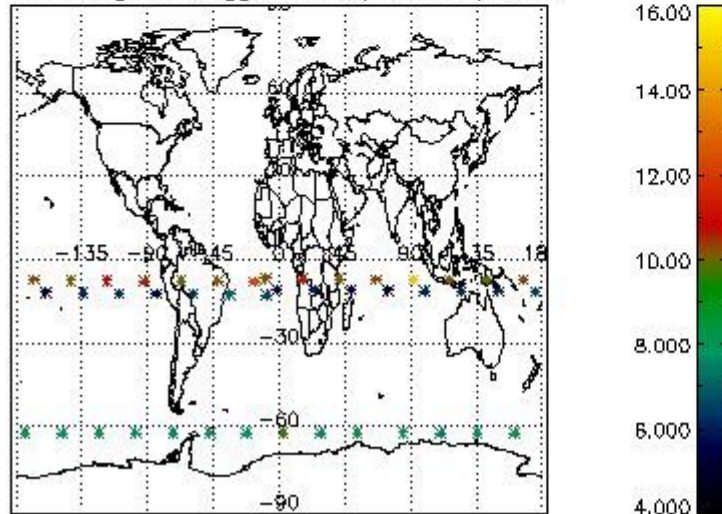
Percentage of flagged data per O3 profile



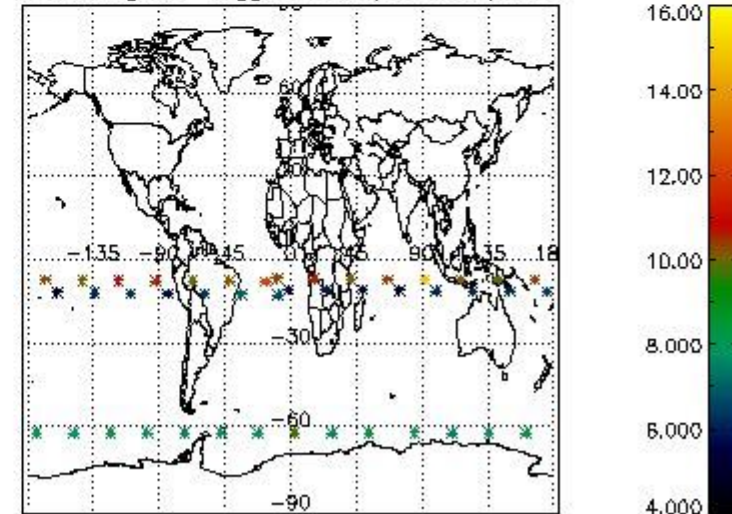
Percentage of flagged data per H2O profile



Percentage of flagged data per NO2 profile



Percentage of flagged data per NO3 profile

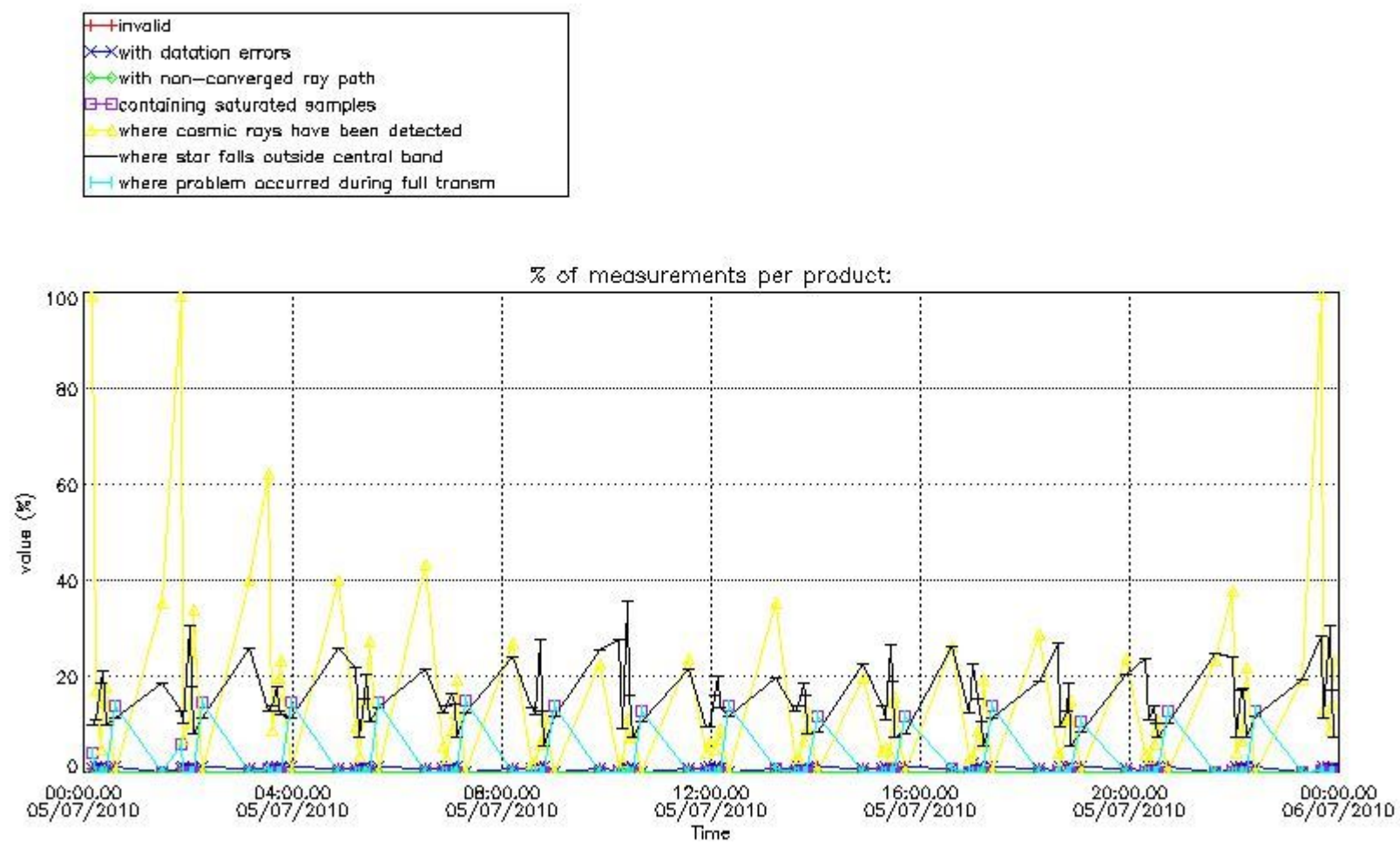


4. Level 1 quality information per product

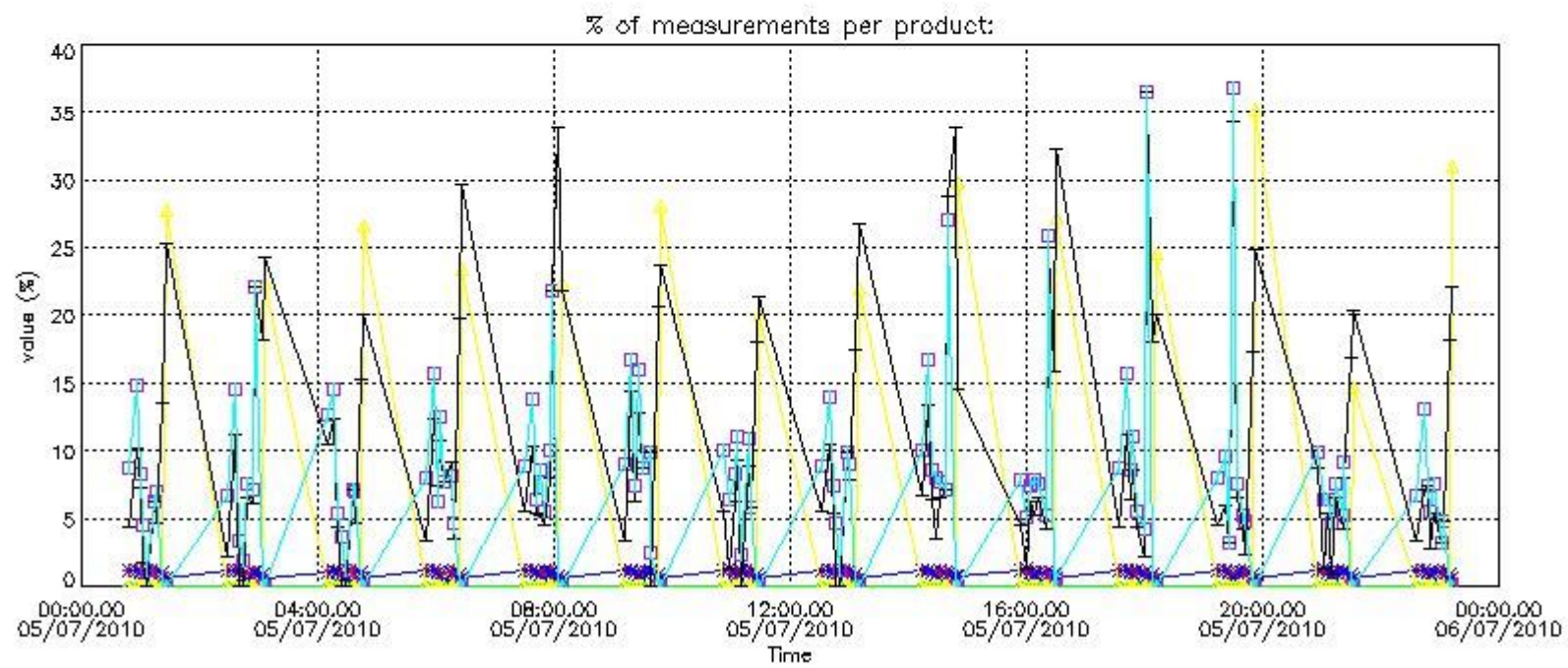
In this section it is plotted some information contained in the Quality Summary data set of the level 2 products that comes from the level 1b processing. Products without errors (error flag in the MPH set to "0") are used.

4.1 Plot quality information per product (time dependant) coming from level 1b processing

4.1.1 Plot level 1 quality information per product (time dependant): ENVISAT ASCENDING passes

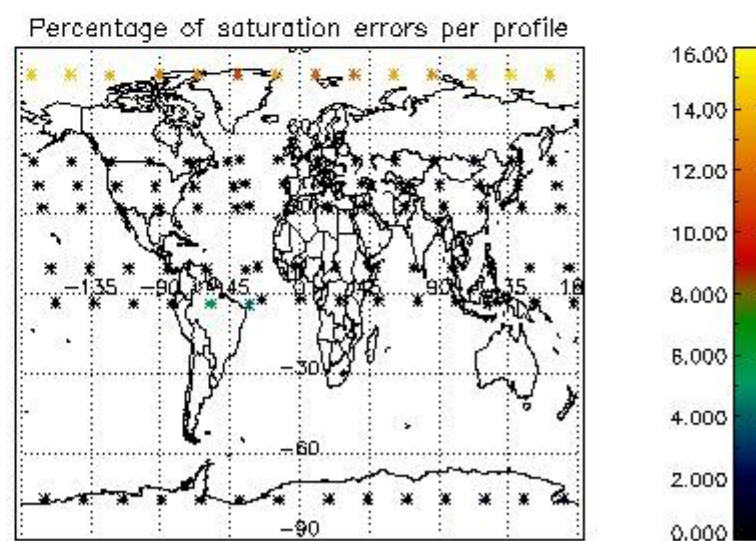
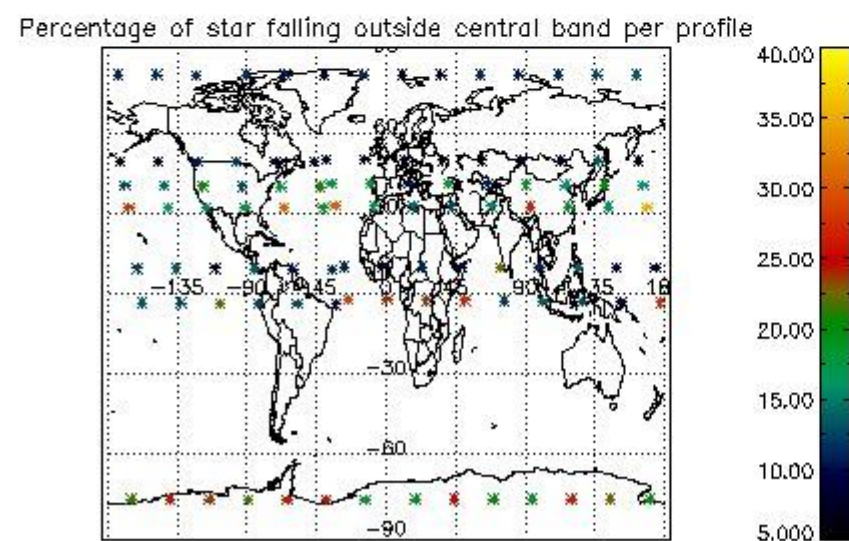
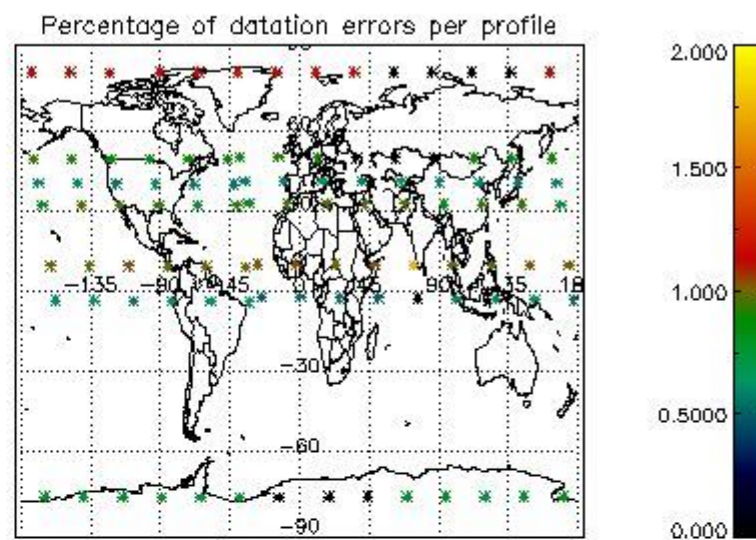
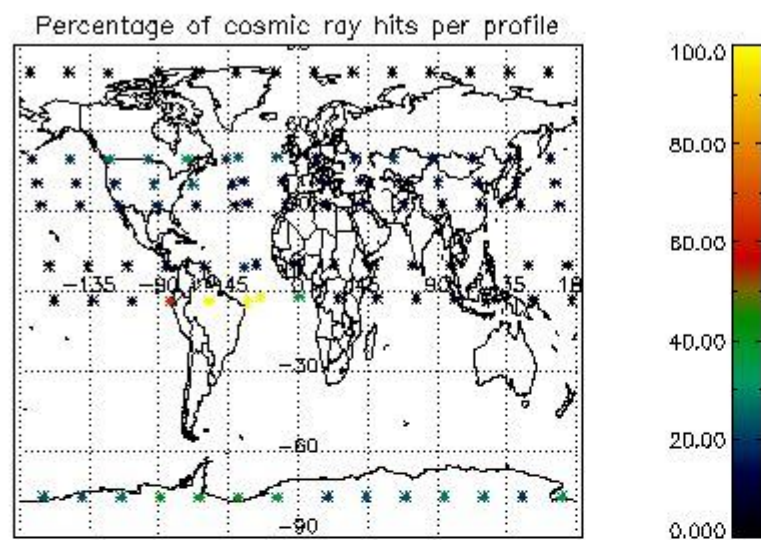


4.1.2 Plot level 1 quality information per product (time dependant): ENVISAT DESCENDING passes

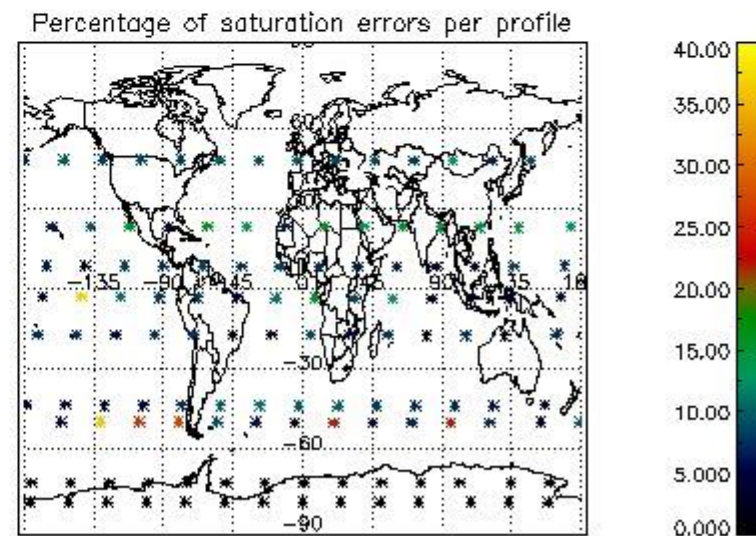
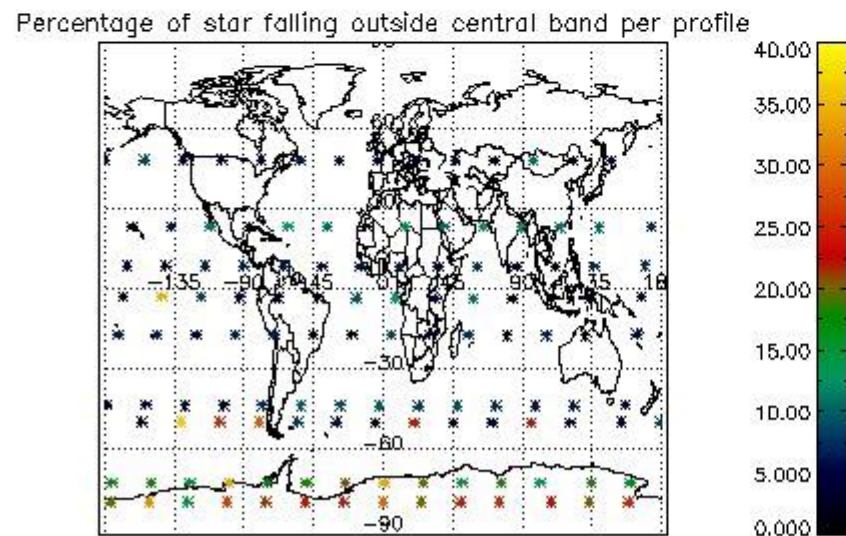
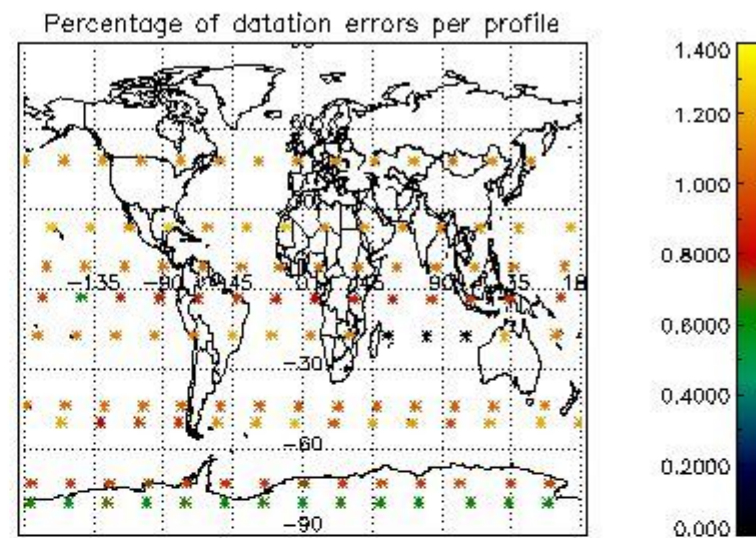
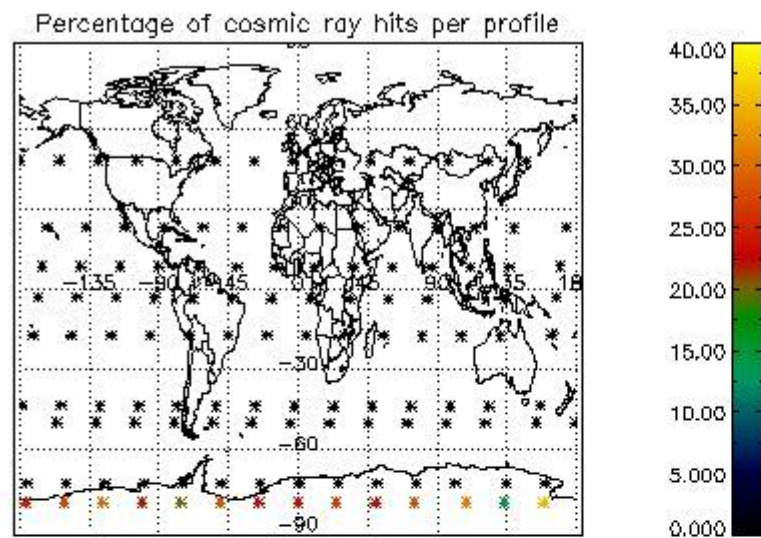


4.2 Plot quality information per product coming from level 1b processing (world map)

4.2.1 Plot level 1 quality information per product (world map): ENVISAT ASCENDING passes



4.2.2 Plot level 1 quality information per product (world map): ENVISAT DESCENDING passes



5. Trace gas profiles

5.1 Ozone statistics based on quality of products

The final quality of the products can be "measured" using the STD (Standard Deviation) attached to every point profile. This information is written to the parameter GOM_NL__2P/NL_LOCAL_SPECIES_DENSITY/o3_std of the level 2 products. The table below shows the statistics for given STD ranges.

The statistics are given with respect to the overall valid production:

- Products without fatal errors: GOM_NL__2P/MPH/PRODUCT_ERR=0
- Valid point profile: GOM_NL__2P/NL_LOCAL_SPECIES_DENSITY/pcd(0)=0

The 'Criteria' is applied to valid points of dark limb products:

- Products in dark limb illumination condition: GOM_NL__2P/NL_SUMMARY_QUALITY/obs_ill_cond=0
- Products without fatal errors: GOM_NL__2P/MPH/PRODUCT_ERR=0
- Valid point profile: GOM_NL__2P/NL_LOCAL_SPECIES_DENSITY/pcd(0)=0

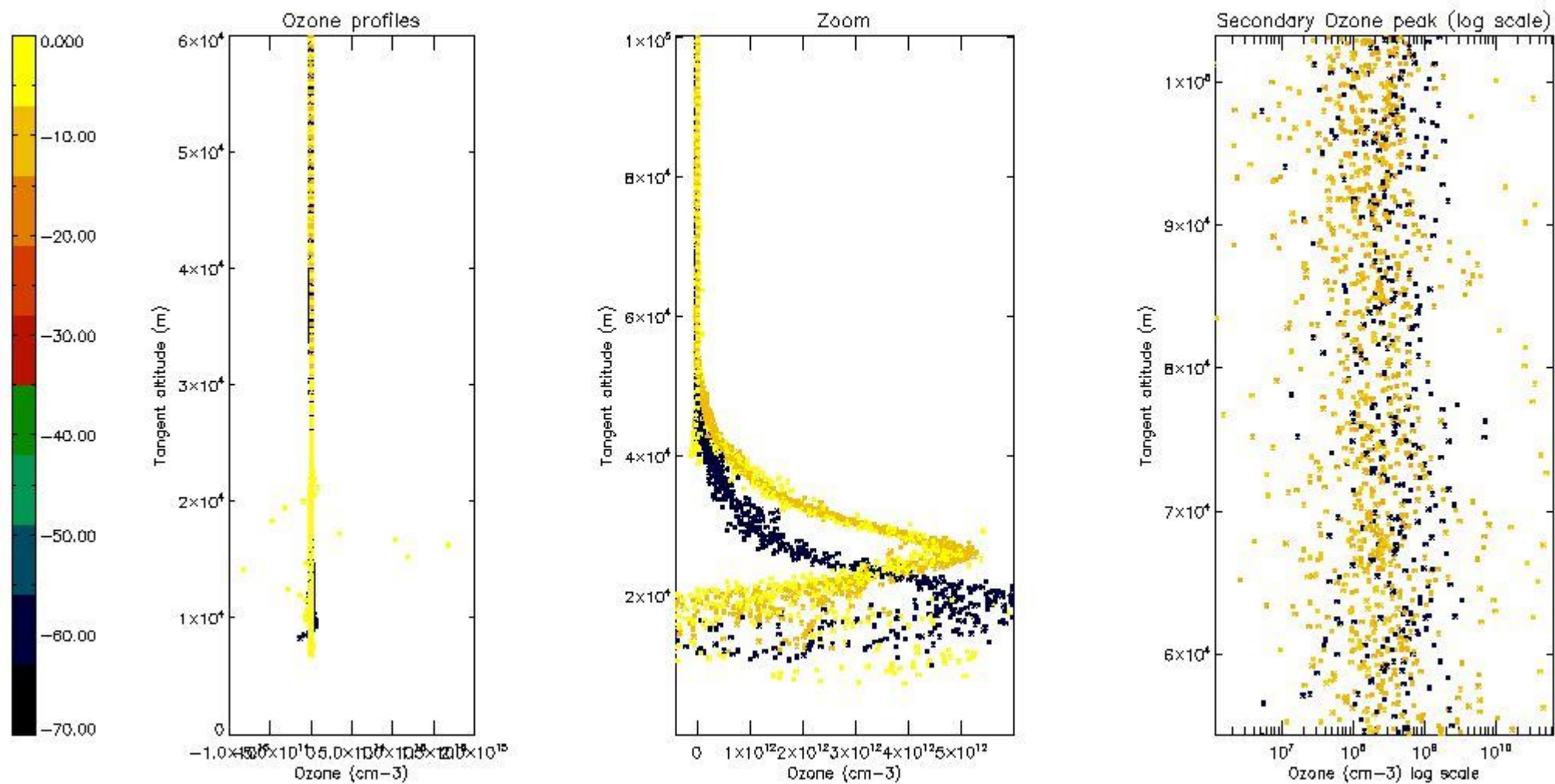
So, the table below shows the percentage of dark limb and valid observations for each criteria with respect to the overall valid daily observations.

Criteria	% of total production
All STD	23
STD < 20	6

STD < 10	4
STD < 5	1

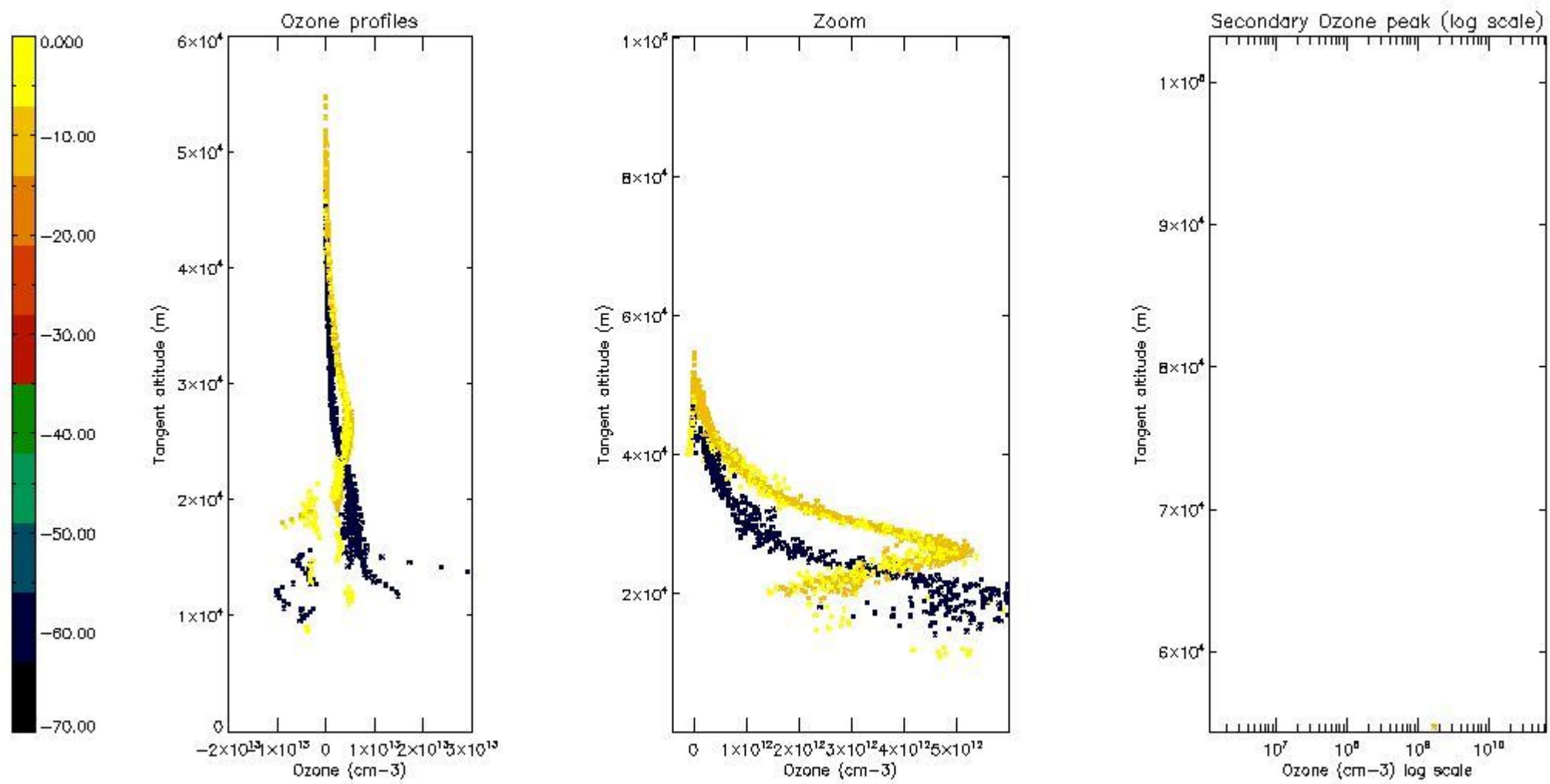
5.2 Plot ozone profiles for all STD (dark without errors)

The colorbar represents the latitude.



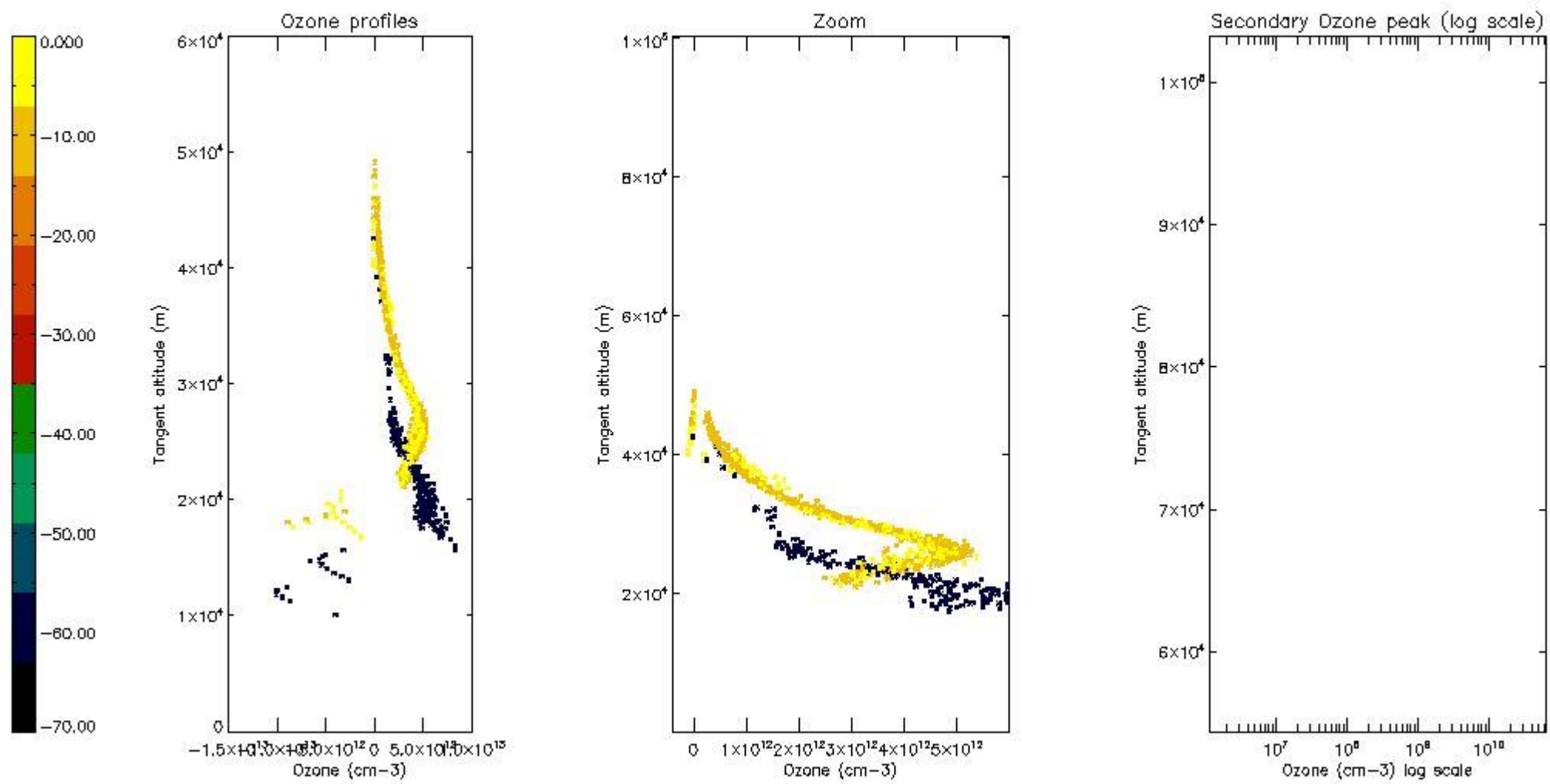
5.3 Plot ozone profiles where STD < 20% (dark without errors)

The colorbar represents the latitude.



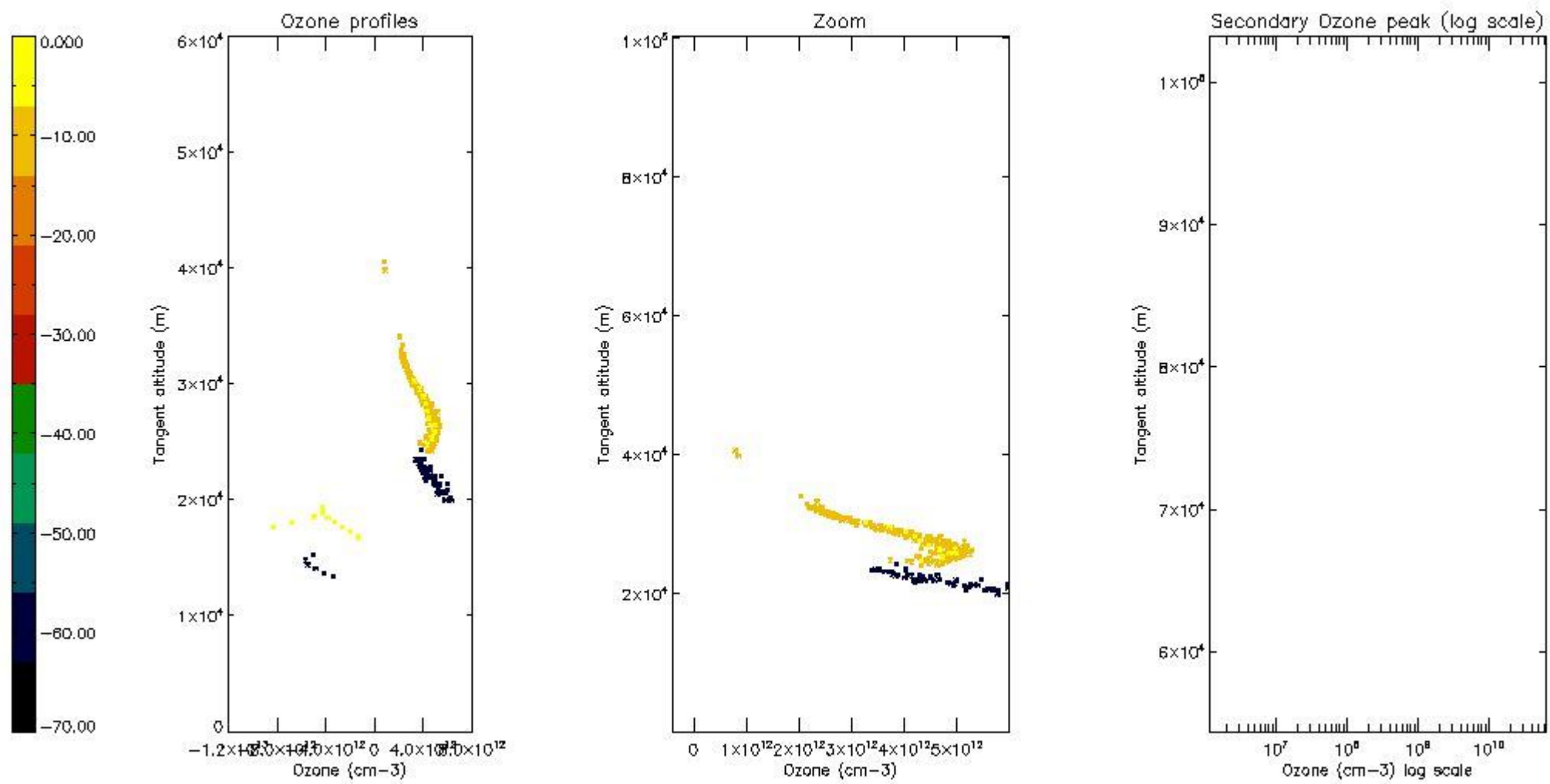
5.4 Plot ozone profiles where STD < 10% (dark without errors)

The colorbar represents the latitude.



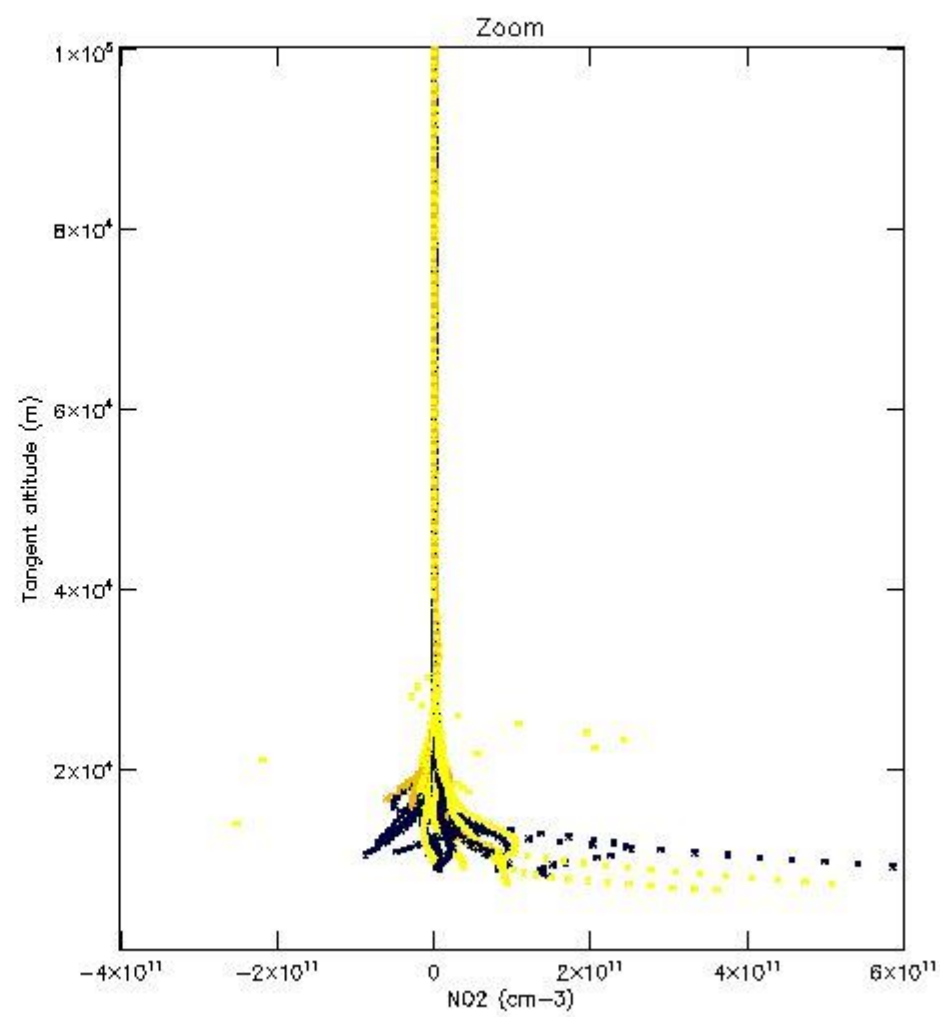
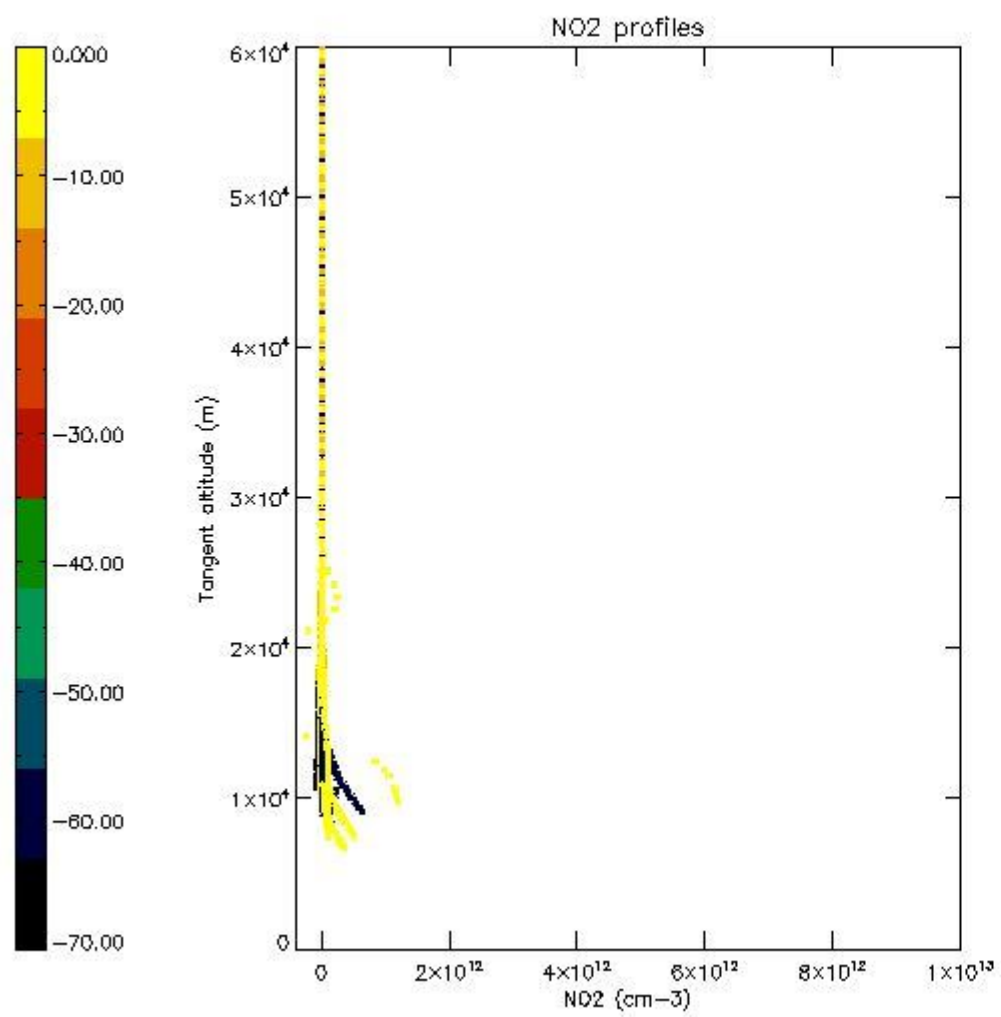
5.5 Plot ozone profiles where STD < 5% (dark without errors)

The colorbar represents the latitude.



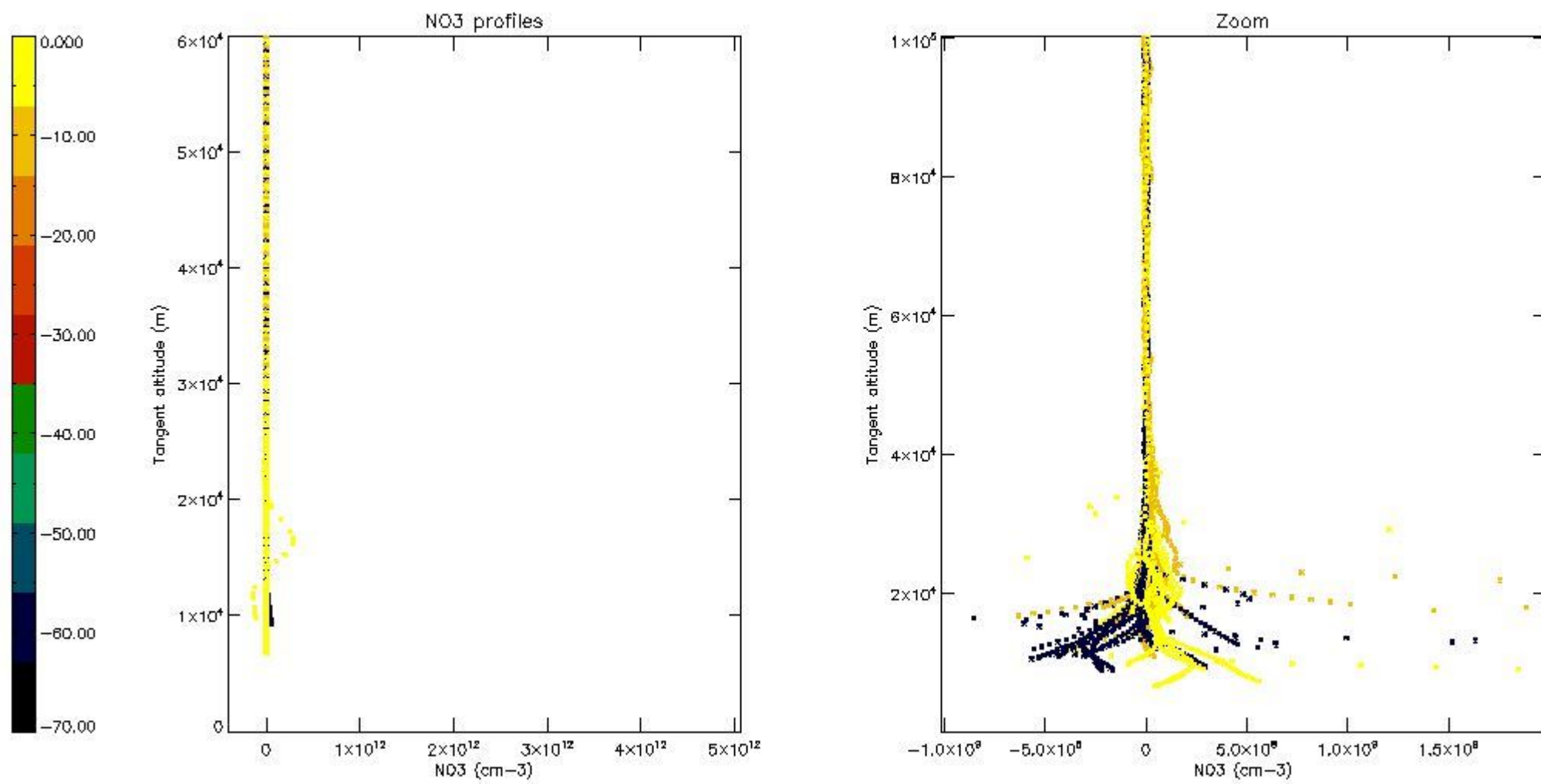
5.6 Plot NO₂ profiles for all STD (dark without errors)

The colorbar represents the latitude.



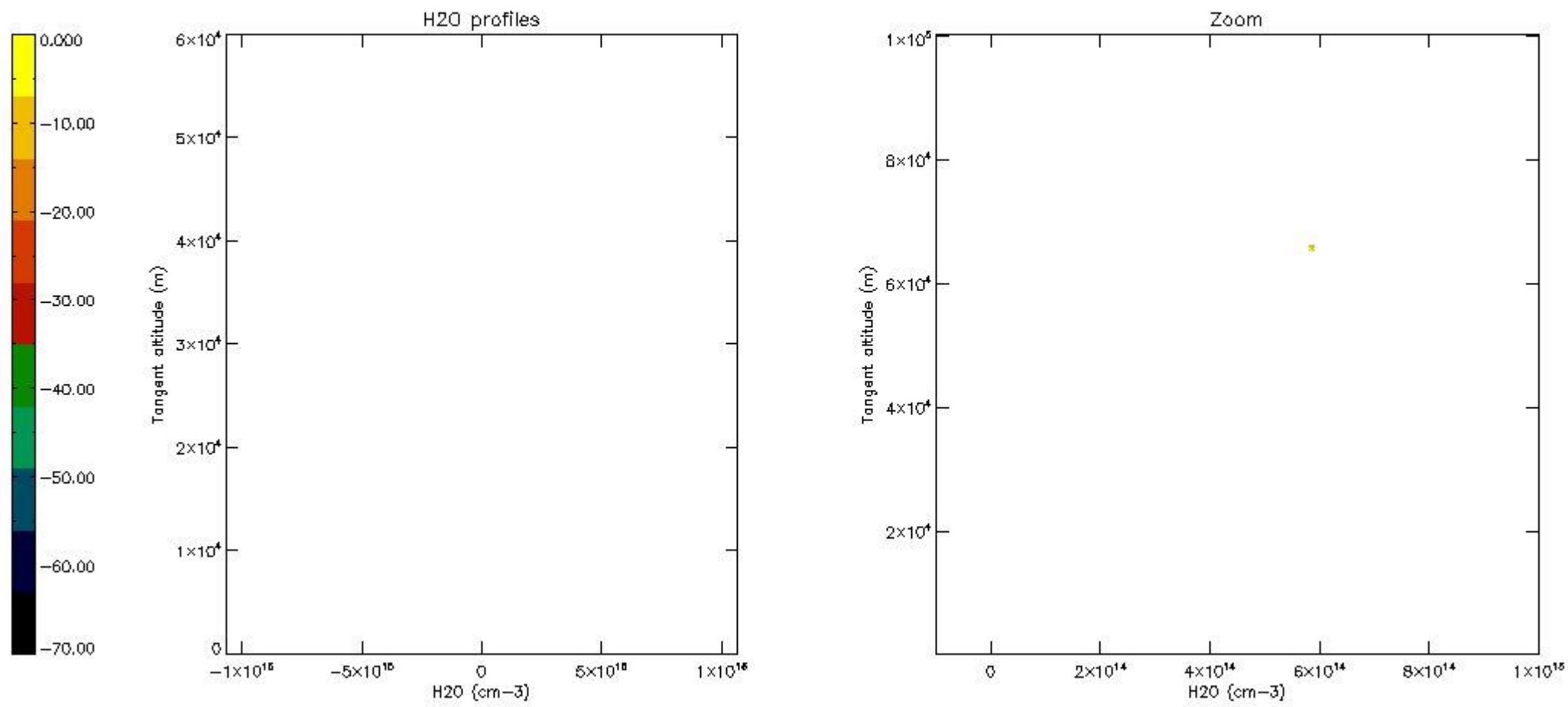
5.7 Plot NO3 profiles for all STD (dark without errors)

The colorbar represents the latitude.



5.8 Plot H2O profiles for all STD (only for occultations of stars 1,2,3,4,13,14,16,26,63 dark without errors)

The colorbar represents the latitude.



6. Auxiliary Data Files used for the production reported in section 2

The number reported in the third column indicates since which file (see list in section 2) the corresponding auxiliary file has been used. The fourth column is the date of those product files.

Type	Auxiliary Filename	Used since product	Used since product date
INST_PHYS_CHARACTERISTICS	GOM_INS_AXVIEC20091111_143220_20030716_120000_20500101_000000	1	05-JUL-2010 00:10:25
LEVEL-2_PROC_CONFIG	GOM_PR2_AXVIEC20091111_152718_20020301_000000_20500101_000000	1	05-JUL-2010 00:10:25
CROSS_SECTIONS_FILE	GOM_CRS_AXVIEC20091111_154832_20020301_000000_20500101_000000	1	05-JUL-2010 00:10:25

GOMOS Level 2 Daily Report

SUMMARY

[1. General Info](#)

[2. Summary of processed GOM_NL_2P products](#)

[3. Level 2 Quality information per product](#)

[3.1 Plot of level 2 quality information per product \(time dependant\)](#)

[3.2 Plot of level 2 quality information per product \(world map\)](#)

[4. Level 1 Quality information per product \(stored on level 2 products\)](#)

[4.1 Plot of level 1 quality information per product \(time dependant\)](#)

[4.1.1 Plot of level 1 quality information per product \(time dependant\): ASCENDING](#)

[4.1.2 Plot of level 1 quality information per product \(time dependant\): DESCENDING](#)

[4.2 Plot of level 1 quality information per product \(world map\)](#)

[4.2.1 Plot of level 1 quality information per product \(world map\): ASCENDING](#)

[4.2.2 Plot of level 1 quality information per product \(world map\): DESCENDING](#)

[5. Ozone profiles based on quality statistics and other trace gas profiles](#)

[5.1 Ozone statistics based on quality of products](#)

[5.2 Plot ozone profiles for all STD \(dark without errors\)](#)

[5.3 Plot ozone profiles where STD < 20% \(dark without errors\)](#)

[5.4. Plot ozone profiles where STD < 10% \(dark without errors\)](#)

[5.5. Plot ozone profiles where STD < 5% \(dark without errors\)](#)

[5.6 Plot NO2 profiles for all STD \(dark without errors\)](#)

[5.7 Plot NO3 profiles for all STD \(dark without errors\)](#)

[5.8 Plot H2O profiles \(only for occultations of stars 1,2,3,4,13,14,16,26,63 dark without errors\) for all STD](#)

[6. Auxiliary Data Files used for the production reported in section 2](#)

This report presents the daily analysis on parameters extracted from GOMOS level 2 data (GOM_NL__2P). It is intended to monitor some important parameters that will impact the quality of these products. A list of level 2 products (and content) that have arrived during the reporting day to the PCF is also given.

Item	Value
Time of report generation	29APR2013 12:42:07
Data source version	GOMOS/6.01
Start time of products	05-07-2010 (05JUL2010 00:00:00)
Stop time of products	06-07-2010 (06JUL2010 00:00:00)
Store outputs in DB	Yes
Nb of level 2 prods	229
Nb of prods with errors	0

2. Summary of processed GOM_NL__2P products.

Nr	Filename	UTC Start time	Limb	Duration	Star Id	Star Name	Star Mag	Star Temp	Nb Meas	Orbit	Prod. error
1	GOM_NL__2PRFIN20100705_001025_000000772090_00488_43628_7993.N1	05-JUL-2010 00:10:25	Dark	76.500	52	16Bet Cet	2.0370	4500.0	153	43628	No
2	GOM_NL__2PRFIN20100705_001406_000000502090_00489_43629_7989.N1	05-JUL-2010 00:14:06	Dark	50.000	84	Alp Phe	2.3970	4500.0	100	43629	No
3	GOM_NL__2PRFIN20100705_002030_000000542090_00489_43629_7990.N1	05-JUL-2010 00:20:30	Straylight	54.000	63	Bet Gru	2.1500	2800.0	108	43629	No
4	GOM_NL__2PRFIN20100705_002244_000000902090_00489_43629_7991.N1	05-JUL-2010 00:22:44	Straylight	90.000	18	24Alp PsA	1.1660	9700.0	180	43629	No
5	GOM_NL__2PRFIN20100705_002524_000000572090_00489_43629_7992.N1	05-JUL-2010 00:25:24	Straylight	56.500	172	Gam Gru	3.0030	13100.	113	43629	No
6	GOM_NL__2PRFIN20100705_003623_000000442090_00489_43629_7993.N1	05-JUL-2010 00:36:23	Bright	44.000	155	41Pi Sgr	2.9000	6600.0	88	43629	No
7	GOM_NL__2PRFIN20100705_004818_000000462090_00489_43629_7994.N1	05-JUL-2010 00:48:18	Bright	45.500	168	17Zet Aql	2.9860	11000.	91	43629	No
8	GOM_NL__2PRFIN20100705_005520_000000442090_00489_43629_7995.N1	05-JUL-2010 00:55:20	Bright	44.000	5	3Alp Lyr	0.033000	11000.	88	43629	No
9	GOM_NL__2PRFIN20100705_005930_000000482090_00489_43629_7996.N1	05-JUL-2010 00:59:30	Bright	48.000	144	18Del Cyg	2.8600	11000.	96	43629	No
10	GOM_NL__2PRFIN20100705_010250_000000562090_00489_43629_7997.N1	05-JUL-2010 01:02:50	Bright	55.500	19	50Alp Cyg	1.2460	10500.	111	43629	No
11	GOM_NL__2PRFIN20100705_010640_000000422090_00489_43629_7998.N1	05-JUL-2010 01:06:40	Bright	42.000	89	5Alp Cep	2.4510	8000.0	84	43629	No
12	GOM_NL__2PRFIN20100705_011408_000000492090_00489_43629_7999.N1	05-JUL-2010 01:14:08	Bright	48.500	74	11Bet Cas	2.2680	6600.0	97	43629	No
13	GOM_NL__2PRFIN20100705_011552_000000432090_00489_43629_8000.N1	05-JUL-2010 01:15:52	Bright	43.000	110	37Del Cas	2.6780	8900.0	86	43629	No
14	GOM_NL__2PRFIN20100705_012234_000000522090_00489_43629_8001.N1	05-JUL-2010 01:22:34	Bright	51.500	73	57Gam1And	2.2600	13100.	103	43629	No
15	GOM_NL__2PRFIN20100705_012511_000000812090_00489_43629_8002.N1	05-JUL-2010 01:25:11	Tw_i_and_stray	81.000	53	43Bet And	2.0480	3300.0	162	43629	No
16	GOM_NL__2PRFIN20100705_012951_000000602090_00489_43629_8003.N1	05-JUL-2010 01:29:51	Dark	59.500	50	13Alp Ari	2.0070	4250.0	119	43629	No
17	GOM_NL__2PRFIN20100705_015103_000000792090_00489_43629_8004.N1	05-JUL-2010 01:51:03	Dark	78.500	52	16Bet Cet	2.0370	4500.0	157	43629	No
18	GOM_NL__2PRFIN20100705_015443_000000502090_00490_43630_8010.N1	05-JUL-2010 01:54:43	Dark	49.500	84	Alp Phe	2.3970	4500.0	99	43630	No
19	GOM_NL__2PRFIN20100705_020107_000000642090_00490_43630_8011.N1	05-JUL-2010 02:01:07	Straylight	63.500	63	Bet Gru	2.1500	2800.0	127	43630	No
20	GOM_NL__2PRFIN20100705_020322_000000872090_00490_43630_8012.N1	05-JUL-2010 02:03:22	Straylight	86.500	18	24Alp PsA	1.1660	9700.0	173	43630	No
21	GOM_NL__2PRFIN20100705_020601_000000562090_00490_43630_8013.N1	05-JUL-2010 02:06:01	Straylight	56.000	172	Gam Gru	3.0030	13100.	112	43630	No
22	GOM_NL__2PRFIN20100705_021659_000000452090_00490_43630_8014.N1	05-JUL-2010 02:16:59	Bright	44.500	155	41Pi Sgr	2.9000	6600.0	89	43630	No
23	GOM_NL__2PRFIN20100705_022853_000000452090_00490_43630_8015.N1	05-JUL-2010 02:28:53	Bright	44.500	168	17Zet Aql	2.9860	11000.	89	43630	No
24	GOM_NL__2PRFIN20100705_023555_000000452090_00490_43630_8016.N1	05-JUL-2010 02:35:55	Bright	44.500	5	3Alp Lyr	0.033000	11000.	89	43630	No
25	GOM_NL__2PRFIN20100705_024005_000000452090_00490_43630_8017.N1	05-JUL-2010 02:40:05	Bright	44.500	144	18Del Cyg	2.8600	11000.	89	43630	No
26	GOM_NL__2PRFIN20100705_024325_000000532090_00490_43630_8018.N1	05-JUL-2010 02:43:25	Bright	53.000	19	50Alp Cyg	1.2460	10500.	106	43630	No
27	GOM_NL__2PRFIN20100705_024715_000000462090_00490_43630_8019.N1	05-JUL-2010 02:47:15	Bright	46.000	89	5Alp Cep	2.4510	8000.0	92	43630	No
28	GOM_NL__2PRFIN20100705_025443_000000492090_00490_43630_8020.N1	05-JUL-2010 02:54:43	Bright	49.000	74	11Bet Cas	2.2680	6600.0	98	43630	No
29	GOM_NL__2PRFIN20100705_025628_000000522090_00490_43630_8021.N1	05-JUL-2010 02:56:28	Bright	52.000	110	37Del Cas	2.6780	8900.0	104	43630	No
30	GOM_NL__2PRFIN20100705_030310_000000552090_00490_43630_8022.N1	05-JUL-2010 03:03:10	Bright	55.000	73	57Gam1And	2.2600	13100.	110	43630	No
31	GOM_NL__2PRFIN20100705_030547_000000812090_00490_43630_8023.N1	05-JUL-2010 03:05:47	Tw_i_and_stray	80.500	53	43Bet And	2.0480	3300.0	161	43630	No
32	GOM_NL__2PRFIN20100705_031027_000000662090_00490_43630_8024.N1	05-JUL-2010 03:10:27	Dark	66.000	50	13Alp Ari	2.0070	4250.0	132	43630	No
33	GOM_NL__2PRFIN20100705_033141_000000802090_00490_43630_8025.N1	05-JUL-2010 03:31:41	Dark	79.500	52	16Bet Cet	2.0370	4500.0	159	43630	No
34	GOM_NL__2PRFIN20100705_033520_000000512090_00491_43631_8040.N1	05-JUL-2010 03:35:20	Dark	51.000	84	Alp Phe	2.3970	4500.0	102	43631	No
35	GOM_NL__2PRFIN20100705_034144_000000542090_00491_43631_8041.N1	05-JUL-2010 03:41:44	Straylight	53.500	63	Bet Gru	2.1500	2800.0	107	43631	No
36	GOM_NL__2PRFIN20100705_034359_000000822090_00491_43631_8042.N1	05-JUL-2010 03:43:59	Straylight	81.500	18	24Alp PsA	1.1660	9700.0	163	43631	No
37	GOM_NL__2PRFIN20100705_034638_000000582090_00491_43631_8043.N1	05-JUL-2010 03:46:38	Straylight	58.000	172	Gam Gru	3.0030	13100.	116	43631	No
38	GOM_NL__2PRFIN20100705_035735_000000452090_00491_43631_8044.N1	05-JUL-2010 03:57:35	Bright	44.500	155	41Pi Sgr	2.9000	6600.0	89	43631	No
39	GOM_NL__2PRFIN20100705_040929_000000482090_00491_43631_8045.N1	05-JUL-2010 04:09:29	Bright	47.500	168	17Zet Aql	2.9860	11000.	95	43631	No
40	GOM_NL__2PRFIN20100705_041631_000000452090_00491_43631_8046.N1	05-JUL-2010 04:16:31	Bright	44.500	5	3Alp Lyr	0.033000	11000.	89	43631	No
41	GOM_NL__2PRFIN20100705_042040_000000472090_00491_43631_8047.N1	05-JUL-2010 04:20:40	Bright	46.500	144	18Del Cyg	2.8600	11000.	93	43631	No
42	GOM_NL__2PRFIN20100705_042400_000000552090_00491_43631_8048.N1	05-JUL-2010 04:24:00	Bright	54.500	19	50Alp Cyg	1.2460	10500.	109	43631	No

43	GOM_NL__2PRFIN20100705_042750_000000422090_00491_43631_8049.N1	05-JUL-2010 04:27:50	Bright	42.000	89	5Alp Cep	2.4510	8000.0	84	43631	No
44	GOM_NL__2PRFIN20100705_043519_000000492090_00491_43631_8050.N1	05-JUL-2010 04:35:19	Bright	49.000	74	11Bet Cas	2.2680	6600.0	98	43631	No
45	GOM_NL__2PRFIN20100705_043704_000000432090_00491_43631_8051.N1	05-JUL-2010 04:37:04	Bright	43.000	110	37Del Cas	2.6780	8900.0	86	43631	No
46	GOM_NL__2PRFIN20100705_044346_000000532090_00491_43631_8052.N1	05-JUL-2010 04:43:46	Bright	52.500	73	57Gam1And	2.2600	13100.	105	43631	No
47	GOM_NL__2PRFIN20100705_044623_000000772090_00491_43631_8053.N1	05-JUL-2010 04:46:23	Tw_i_and_stray	77.000	53	43Bet And	2.0480	3300.0	154	43631	No
48	GOM_NL__2PRFIN20100705_045104_000000682090_00491_43631_8054.N1	05-JUL-2010 04:51:04	Dark	67.500	50	13Alp Ari	2.0070	4250.0	135	43631	No
49	GOM_NL__2PRFIN20100705_051219_000000892090_00491_43631_8055.N1	05-JUL-2010 05:12:19	Dark	89.000	52	16Bet Cet	2.0370	4500.0	178	43631	No
50	GOM_NL__2PRFIN20100705_051557_000000482090_00492_43632_8050.N1	05-JUL-2010 05:15:57	Dark	48.000	84	Alp Phe	2.3970	4500.0	96	43632	No
51	GOM_NL__2PRFIN20100705_052221_000000522090_00492_43632_8051.N1	05-JUL-2010 05:22:21	Straylight	52.000	63	Bet Gru	2.1500	2800.0	104	43632	No
52	GOM_NL__2PRFIN20100705_052437_000000892090_00492_43632_8052.N1	05-JUL-2010 05:24:37	Straylight	89.000	18	24Alp PsA	1.1660	9700.0	178	43632	No
53	GOM_NL__2PRFIN20100705_052714_000000572090_00492_43632_8053.N1	05-JUL-2010 05:27:14	Straylight	57.000	172	Gam Gru	3.0030	13100.	114	43632	No
54	GOM_NL__2PRFIN20100705_053812_000000452090_00492_43632_8054.N1	05-JUL-2010 05:38:12	Bright	44.500	155	41Pi Sgr	2.9000	6600.0	89	43632	No
55	GOM_NL__2PRFIN20100705_055004_000000442090_00492_43632_8055.N1	05-JUL-2010 05:50:04	Bright	44.000	168	17Zet Aql	2.9860	11000.	88	43632	No
56	GOM_NL__2PRFIN20100705_055707_000000452090_00492_43632_8056.N1	05-JUL-2010 05:57:07	Bright	44.500	5	3Alp Lyr	0.033000	11000.	89	43632	No
57	GOM_NL__2PRFIN20100705_060116_000000482090_00492_43632_8057.N1	05-JUL-2010 06:01:16	Bright	47.500	144	18Del Cyg	2.8600	11000.	95	43632	No
58	GOM_NL__2PRFIN20100705_060435_000000602090_00492_43632_8058.N1	05-JUL-2010 06:04:35	Bright	60.000	19	50Alp Cyg	1.2460	10500.	120	43632	No
59	GOM_NL__2PRFIN20100705_060826_000000462090_00492_43632_8059.N1	05-JUL-2010 06:08:26	Bright	45.500	89	5Alp Cep	2.4510	8000.0	91	43632	No
60	GOM_NL__2PRFIN20100705_061554_000000502090_00492_43632_8060.N1	05-JUL-2010 06:15:54	Bright	49.500	74	11Bet Cas	2.2680	6600.0	99	43632	No
61	GOM_NL__2PRFIN20100705_061739_000000432090_00492_43632_8061.N1	05-JUL-2010 06:17:39	Bright	42.500	110	37Del Cas	2.6780	8900.0	85	43632	No
62	GOM_NL__2PRFIN20100705_062422_000000562090_00492_43632_8062.N1	05-JUL-2010 06:24:22	Bright	55.500	73	57Gam1And	2.2600	13100.	111	43632	No
63	GOM_NL__2PRFIN20100705_062659_000000882090_00492_43632_8063.N1	05-JUL-2010 06:26:59	Tw_i_and_stray	87.500	53	43Bet And	2.0480	3300.0	175	43632	No
64	GOM_NL__2PRFIN20100705_063140_000000632090_00492_43632_8064.N1	05-JUL-2010 06:31:40	Dark	62.500	50	13Alp Ari	2.0070	4250.0	125	43632	No
65	GOM_NL__2PRFIN20100705_065257_000000802090_00492_43632_8065.N1	05-JUL-2010 06:52:57	Dark	80.000	52	16Bet Cet	2.0370	4500.0	160	43632	No
66	GOM_NL__2PRFIN20100705_065634_000000512090_00493_43633_8079.N1	05-JUL-2010 06:56:34	Dark	51.000	84	Alp Phe	2.3970	4500.0	102	43633	No
67	GOM_NL__2PRFIN20100705_070258_000000522090_00493_43633_8080.N1	05-JUL-2010 07:02:58	Straylight	52.000	63	Bet Gru	2.1500	2800.0	104	43633	No
68	GOM_NL__2PRFIN20100705_070515_000000822090_00493_43633_8081.N1	05-JUL-2010 07:05:15	Straylight	82.000	18	24Alp PsA	1.1660	9700.0	164	43633	No
69	GOM_NL__2PRFIN20100705_070751_000000552090_00493_43633_8082.N1	05-JUL-2010 07:07:51	Straylight	55.000	172	Gam Gru	3.0030	13100.	110	43633	No
70	GOM_NL__2PRFIN20100705_071848_000000442090_00493_43633_8083.N1	05-JUL-2010 07:18:48	Bright	44.000	155	41Pi Sgr	2.9000	6600.0	88	43633	No
71	GOM_NL__2PRFIN20100705_073040_000000452090_00493_43633_8084.N1	05-JUL-2010 07:30:40	Bright	45.000	168	17Zet Aql	2.9860	11000.	90	43633	No
72	GOM_NL__2PRFIN20100705_073742_000000442090_00493_43633_8085.N1	05-JUL-2010 07:37:42	Bright	43.500	5	3Alp Lyr	0.033000	11000.	87	43633	No
73	GOM_NL__2PRFIN20100705_074151_000000472090_00493_43633_8086.N1	05-JUL-2010 07:41:51	Bright	47.000	144	18Del Cyg	2.8600	11000.	94	43633	No
74	GOM_NL__2PRFIN20100705_074510_000000582090_00493_43633_8087.N1	05-JUL-2010 07:45:10	Bright	58.000	19	50Alp Cyg	1.2460	10500.	116	43633	No
75	GOM_NL__2PRFIN20100705_074901_000000452090_00493_43633_8088.N1	05-JUL-2010 07:49:01	Bright	45.000	89	5Alp Cep	2.4510	8000.0	90	43633	No
76	GOM_NL__2PRFIN20100705_075629_000000502090_00493_43633_8089.N1	05-JUL-2010 07:56:29	Bright	50.000	74	11Bet Cas	2.2680	6600.0	100	43633	No
77	GOM_NL__2PRFIN20100705_075815_000000512090_00493_43633_8090.N1	05-JUL-2010 07:58:15	Bright	50.500	110	37Del Cas	2.6780	8900.0	101	43633	No
78	GOM_NL__2PRFIN20100705_080458_000000682090_00493_43633_8091.N1	05-JUL-2010 08:04:58	Bright	68.000	73	57Gam1And	2.2600	13100.	136	43633	No
79	GOM_NL__2PRFIN20100705_080735_000000782090_00493_43633_8092.N1	05-JUL-2010 08:07:35	Tw_i_and_stray	78.000	53	43Bet And	2.0480	3300.0	156	43633	No
80	GOM_NL__2PRFIN20100705_081216_000000652090_00493_43633_8093.N1	05-JUL-2010 08:12:16	Dark	65.000	50	13Alp Ari	2.0070	4250.0	130	43633	No
81	GOM_NL__2PRFIN20100705_083335_000000822090_00493_43633_8094.N1	05-JUL-2010 08:33:35	Dark	81.500	52	16Bet Cet	2.0370	4500.0	163	43633	No
82	GOM_NL__2PRFIN20100705_083711_000000502090_00494_43634_8116.N1	05-JUL-2010 08:37:11	Dark	50.000	84	Alp Phe	2.3970	4500.0	100	43634	No
83	GOM_NL__2PRFIN20100705_084335_000000622090_00494_43634_8117.N1	05-JUL-2010 08:43:35	Straylight	61.500	63	Bet Gru	2.1500	2800.0	123	43634	No
84	GOM_NL__2PRFIN20100705_084552_000000822090_00494_43634_8118.N1	05-JUL-2010 08:45:52	Straylight	81.500	18	24Alp PsA	1.1660	9700.0	163	43634	No
85	GOM_NL__2PRFIN20100705_084828_000000542090_00494_43634_8119.N1	05-JUL-2010 08:48:28	Straylight	54.000	172	Gam Gru	3.0030	13100.	108	43634	No
86	GOM_NL__2PRFIN20100705_085924_000000442090_00494_43634_8120.N1	05-JUL-2010 08:59:24	Bright	43.500	155	41Pi Sgr	2.9000	6600.0	87	43634	No
87	GOM_NL__2PRFIN20100705_091115_000000452090_00494_43634_8121.N1	05-JUL-2010 09:11:15	Bright	44.500	168	17Zet Aql	2.9860	11000.	89	43634	No
88	GOM_NL__2PRFIN20100705_091818_000000452090_00494_43634_8122.N1	05-JUL-2010 09:18:18	Bright	45.000	5	3Alp Lyr	0.033000	11000.	90	43634	No
89	GOM_NL__2PRFIN20100705_092226_000000482090_00494_43634_8123.N1	05-JUL-2010 09:22:26	Bright	47.500	144	18Del Cyg	2.8600	11000.	95	43634	No
90	GOM_NL__2PRFIN20100705_092544_000000632090_00494_43634_8124.N1	05-JUL-2010 09:25:44	Bright	62.500	19	50Alp Cyg	1.2460	10500.	125	43634	No
91	GOM_NL__2PRFIN20100705_092936_000000462090_00494_43634_8125.N1	05-JUL-2010 09:29:36	Bright	46.000	89	5Alp Cep	2.4510	8000.0	92	43634	No
92	GOM_NL__2PRFIN20100705_093705_000000512090_00494_43634_8126.N1	05-JUL-2010 09:37:05	Bright	50.500	74	11Bet Cas	2.2680	6600.0	101	43634	No
93	GOM_NL__2PRFIN20100705_093850_000000412090_00494_43634_8127.N1	05-JUL-2010 09:38:50	Bright	41.000	110	37Del Cas	2.6780	8900.0	82	43634	No
94	GOM_NL__2PRFIN20100705_094534_000000562090_00494_43634_8128.N1	05-JUL-2010 09:45:34	Bright	55.500	73	57Gam1And	2.2600	13100.	111	43634	No
95	GOM_NL__2PRFIN20100705_094811_000000802090_00494_43634_8129.N1	05-JUL-2010 09:48:11	Tw_i_and_stray	80.000	53	43Bet And	2.0480	3300.0	160	43634	No
96	GOM_NL__2PRFIN20100705_095253_000000672090_00494_43634_8130.N1	05-JUL-2010 09:52:53	Dark	66.500	50	13Alp Ari	2.0070	4250.0	133	43634	No
97	GOM_NL__2PRFIN20100705_101413_000000972090_00494_43634_8131.N1	05-JUL-2010 10:14:13	Dark	96.500	52	16Bet Cet	2.0370	4500.0	193	43634	No
98	GOM_NL__2PRFIN20100705_101748_000000492090_00495_43635_8149.N1	05-JUL-2010 10:17:48	Dark	49.000	84	Alp Phe	2.3970	4500.0	98	43635	No
99	GOM_NL__2PRFIN20100705_102411_000000682090_00495_43635_8150.N1	05-JUL-2010 10:24:11	Straylight	67.500	63	Bet Gru	2.1500	2800.0	135	43635	No
100	GOM_NL__2PRFIN20100705_102630_000000852090_00495_43635_8151.N1	05-JUL-2010 10:26:30	Straylight	84.500	18	24Alp PsA	1.1660	9700.0	169	43635	No
101	GOM_NL__2PRFIN20100705_102905_000000562090_00495_43635_8152.N1	05-JUL-2010 10:29:05	Straylight	55.500	172	Gam Gru	3.0030	13100.	111	43635	No

102	GOM_NL__2PRFIN20100705_104000_000000432090_00495_43635_8153.N1	05-JUL-2010 10:40:00	Bright	43.000	155	41Pi Sgr	2.9000	6600.0	86	43635	No
103	GOM_NL__2PRFIN20100705_105151_000000452090_00495_43635_8154.N1	05-JUL-2010 10:51:51	Bright	45.000	168	17Zet Aql	2.9860	11000.	90	43635	No
104	GOM_NL__2PRFIN20100705_105853_000000402090_00495_43635_8155.N1	05-JUL-2010 10:58:53	Bright	39.500	5	3Alp Lyr	0.033000	11000.	79	43635	No
105	GOM_NL__2PRFIN20100705_110301_000000482090_00495_43635_8156.N1	05-JUL-2010 11:03:01	Bright	48.000	144	18Del Cyg	2.8600	11000.	96	43635	No
106	GOM_NL__2PRFIN20100705_110619_000000592090_00495_43635_8157.N1	05-JUL-2010 11:06:19	Bright	59.000	19	50Alp Cyg	1.2460	10500.	118	43635	No
107	GOM_NL__2PRFIN20100705_111011_000000432090_00495_43635_8158.N1	05-JUL-2010 11:10:11	Bright	43.000	89	5Alp Cep	2.4510	8000.0	86	43635	No
108	GOM_NL__2PRFIN20100705_111740_000000512090_00495_43635_8159.N1	05-JUL-2010 11:17:40	Bright	50.500	74	11Bet Cas	2.2680	6600.0	101	43635	No
109	GOM_NL__2PRFIN20100705_111926_000000432090_00495_43635_8160.N1	05-JUL-2010 11:19:26	Bright	43.000	110	37Del Cas	2.6780	8900.0	86	43635	No
110	GOM_NL__2PRFIN20100705_112609_000000562090_00495_43635_8161.N1	05-JUL-2010 11:26:09	Bright	55.500	73	57Gam1And	2.2600	13100.	111	43635	No
111	GOM_NL__2PRFIN20100705_112847_000000772090_00495_43635_8162.N1	05-JUL-2010 11:28:47	Tw_i_and_stray	77.000	53	43Bet And	2.0480	3300.0	154	43635	No
112	GOM_NL__2PRFIN20100705_113329_000000632090_00495_43635_8163.N1	05-JUL-2010 11:33:29	Dark	63.000	50	13Alp Ari	2.0070	4250.0	126	43635	No
113	GOM_NL__2PRFIN20100705_115451_000000792090_00495_43635_8164.N1	05-JUL-2010 11:54:51	Dark	78.500	52	16Bet Cet	2.0370	4500.0	157	43635	No
114	GOM_NL__2PRFIN20100705_115825_000000492090_00496_43636_8176.N1	05-JUL-2010 11:58:25	Dark	48.500	84	Alp Phe	2.3970	4500.0	97	43636	No
115	GOM_NL__2PRFIN20100705_120448_000000532090_00496_43636_8177.N1	05-JUL-2010 12:04:48	Straylight	53.000	63	Bet Gru	2.1500	2800.0	106	43636	No
116	GOM_NL__2PRFIN20100705_120707_000000882090_00496_43636_8178.N1	05-JUL-2010 12:07:07	Straylight	88.000	18	24Alp PsA	1.1660	9700.0	176	43636	No
117	GOM_NL__2PRFIN20100705_120942_000000602090_00496_43636_8179.N1	05-JUL-2010 12:09:42	Straylight	59.500	172	Gam Gru	3.0030	13100.	119	43636	No
118	GOM_NL__2PRFIN20100705_122036_000000442090_00496_43636_8180.N1	05-JUL-2010 12:20:36	Bright	43.500	155	41Pi Sgr	2.9000	6600.0	87	43636	No
119	GOM_NL__2PRFIN20100705_123226_000000452090_00496_43636_8181.N1	05-JUL-2010 12:32:26	Bright	45.000	168	17Zet Aql	2.9860	11000.	90	43636	No
120	GOM_NL__2PRFIN20100705_123929_000000432090_00496_43636_8182.N1	05-JUL-2010 12:39:29	Bright	43.000	5	3Alp Lyr	0.033000	11000.	86	43636	No
121	GOM_NL__2PRFIN20100705_124336_000000472090_00496_43636_8183.N1	05-JUL-2010 12:43:36	Bright	47.000	144	18Del Cyg	2.8600	11000.	94	43636	No
122	GOM_NL__2PRFIN20100705_124653_000000552090_00496_43636_8184.N1	05-JUL-2010 12:46:53	Bright	54.500	19	50Alp Cyg	1.2460	10500.	109	43636	No
123	GOM_NL__2PRFIN20100705_125047_000000422090_00496_43636_8185.N1	05-JUL-2010 12:50:47	Bright	42.000	89	5Alp Cep	2.4510	8000.0	84	43636	No
124	GOM_NL__2PRFIN20100705_125815_000000512090_00496_43636_8186.N1	05-JUL-2010 12:58:15	Bright	50.500	74	11Bet Cas	2.2680	6600.0	101	43636	No
125	GOM_NL__2PRFIN20100705_130001_000000452090_00496_43636_8187.N1	05-JUL-2010 13:00:01	Bright	44.500	110	37Del Cas	2.6780	8900.0	89	43636	No
126	GOM_NL__2PRFIN20100705_130645_000000552090_00496_43636_8188.N1	05-JUL-2010 13:06:45	Bright	54.500	73	57Gam1And	2.2600	13100.	109	43636	No
127	GOM_NL__2PRFIN20100705_130923_000000842090_00496_43636_8189.N1	05-JUL-2010 13:09:23	Tw_i_and_stray	84.000	53	43Bet And	2.0480	3300.0	168	43636	No
128	GOM_NL__2PRFIN20100705_131405_000000612090_00496_43636_8190.N1	05-JUL-2010 13:14:05	Dark	61.000	50	13Alp Ari	2.0070	4250.0	122	43636	No
129	GOM_NL__2PRFIN20100705_133529_000000822090_00496_43636_8191.N1	05-JUL-2010 13:35:29	Dark	81.500	52	16Bet Cet	2.0370	4500.0	163	43636	No
130	GOM_NL__2PRFIN20100705_133902_000000512090_00497_43637_8189.N1	05-JUL-2010 13:39:02	Dark	51.000	84	Alp Phe	2.3970	4500.0	102	43637	No
131	GOM_NL__2PRFIN20100705_134525_000000542090_00497_43637_8190.N1	05-JUL-2010 13:45:25	Straylight	53.500	63	Bet Gru	2.1500	2800.0	107	43637	No
132	GOM_NL__2PRFIN20100705_134745_000000852090_00497_43637_8191.N1	05-JUL-2010 13:47:45	Straylight	85.000	18	24Alp PsA	1.1660	9700.0	170	43637	No
133	GOM_NL__2PRFIN20100705_135019_000000562090_00497_43637_8192.N1	05-JUL-2010 13:50:19	Straylight	55.500	172	Gam Gru	3.0030	13100.	111	43637	No
134	GOM_NL__2PRFIN20100705_140112_000000432090_00497_43637_8193.N1	05-JUL-2010 14:01:12	Bright	42.500	155	41Pi Sgr	2.9000	6600.0	85	43637	No
135	GOM_NL__2PRFIN20100705_141302_000000452090_00497_43637_8194.N1	05-JUL-2010 14:13:02	Bright	45.000	168	17Zet Aql	2.9860	11000.	90	43637	No
136	GOM_NL__2PRFIN20100705_142004_000000452090_00497_43637_8195.N1	05-JUL-2010 14:20:04	Bright	45.000	5	3Alp Lyr	0.033000	11000.	90	43637	No
137	GOM_NL__2PRFIN20100705_142412_000000472090_00497_43637_8196.N1	05-JUL-2010 14:24:12	Bright	47.000	144	18Del Cyg	2.8600	11000.	94	43637	No
138	GOM_NL__2PRFIN20100705_142728_000000572090_00497_43637_8197.N1	05-JUL-2010 14:27:28	Bright	56.500	19	50Alp Cyg	1.2460	10500.	113	43637	No
139	GOM_NL__2PRFIN20100705_143122_000000462090_00497_43637_8198.N1	05-JUL-2010 14:31:22	Bright	45.500	89	5Alp Cep	2.4510	8000.0	91	43637	No
140	GOM_NL__2PRFIN20100705_143850_000000492090_00497_43637_8199.N1	05-JUL-2010 14:38:50	Bright	49.000	74	11Bet Cas	2.2680	6600.0	98	43637	No
141	GOM_NL__2PRFIN20100705_144037_000000562090_00497_43637_8200.N1	05-JUL-2010 14:40:37	Bright	55.500	110	37Del Cas	2.6780	8900.0	111	43637	No
142	GOM_NL__2PRFIN20100705_144721_000000682090_00497_43637_8201.N1	05-JUL-2010 14:47:21	Bright	68.000	73	57Gam1And	2.2600	13100.	136	43637	No
143	GOM_NL__2PRFIN20100705_144959_000000722090_00497_43637_8202.N1	05-JUL-2010 14:49:59	Tw_i_and_stray	72.000	53	43Bet And	2.0480	3300.0	144	43637	No
144	GOM_NL__2PRFIN20100705_145442_000000642090_00497_43637_8203.N1	05-JUL-2010 14:54:42	Dark	64.000	50	13Alp Ari	2.0070	4250.0	128	43637	No
145	GOM_NL__2PRFIN20100705_151607_000000832090_00497_43637_8204.N1	05-JUL-2010 15:16:07	Dark	82.500	52	16Bet Cet	2.0370	4500.0	165	43637	No
146	GOM_NL__2PRFIN20100705_151939_000000502090_00498_43638_8241.N1	05-JUL-2010 15:19:39	Dark	50.000	84	Alp Phe	2.3970	4500.0	100	43638	No
147	GOM_NL__2PRFIN20100705_152602_000000602090_00498_43638_8242.N1	05-JUL-2010 15:26:02	Straylight	60.000	63	Bet Gru	2.1500	2800.0	120	43638	No
148	GOM_NL__2PRFIN20100705_152823_000000872090_00498_43638_8243.N1	05-JUL-2010 15:28:23	Straylight	87.000	18	24Alp PsA	1.1660	9700.0	174	43638	No
149	GOM_NL__2PRFIN20100705_153056_000000552090_00498_43638_8244.N1	05-JUL-2010 15:30:56	Straylight	54.500	172	Gam Gru	3.0030	13100.	109	43638	No
150	GOM_NL__2PRFIN20100705_154148_000000432090_00498_43638_8245.N1	05-JUL-2010 15:41:48	Bright	43.000	155	41Pi Sgr	2.9000	6600.0	86	43638	No
151	GOM_NL__2PRFIN20100705_155337_000000452090_00498_43638_8246.N1	05-JUL-2010 15:53:37	Bright	44.500	168	17Zet Aql	2.9860	11000.	89	43638	No
152	GOM_NL__2PRFIN20100705_160040_000000392090_00498_43638_8247.N1	05-JUL-2010 16:00:40	Bright	39.000	5	3Alp Lyr	0.033000	11000.	78	43638	No
153	GOM_NL__2PRFIN20100705_160447_000000482090_00498_43638_8248.N1	05-JUL-2010 16:04:47	Bright	47.500	144	18Del Cyg	2.8600	11000.	95	43638	No
154	GOM_NL__2PRFIN20100705_160803_000000572090_00498_43638_8249.N1	05-JUL-2010 16:08:03	Bright	57.000	19	50Alp Cyg	1.2460	10500.	114	43638	No
155	GOM_NL__2PRFIN20100705_161157_000000462090_00498_43638_8250.N1	05-JUL-2010 16:11:57	Bright	46.000	89	5Alp Cep	2.4510	8000.0	92	43638	No
156	GOM_NL__2PRFIN20100705_161926_000000482090_00498_43638_8251.N1	05-JUL-2010 16:19:26	Bright	48.000	74	11Bet Cas	2.2680	6600.0	96	43638	No
157	GOM_NL__2PRFIN20100705_162113_000000542090_00498_43638_8252.N1	05-JUL-2010 16:21:13	Bright	54.000	110	37Del Cas	2.6780	8900.0	108	43638	No
158	GOM_NL__2PRFIN20100705_162757_000000542090_00498_43638_8253.N1	05-JUL-2010 16:27:57	Bright	53.500	73	57Gam1And	2.2600	13100.	107	43638	No
159	GOM_NL__2PRFIN20100705_163035_000000902090_00498_43638_8254.N1	05-JUL-2010 16:30:35	Tw_i_and_stray	90.000	53	43Bet And	2.0480	3300.0	180	43638	No
160	GOM_NL__2PRFIN20100705_163518_000000672090_00498_43638_8255.N1	05-JUL-2010 16:35:18	Dark	67.000	50	13Alp Ari	2.0070	4250.0	134	43638	No

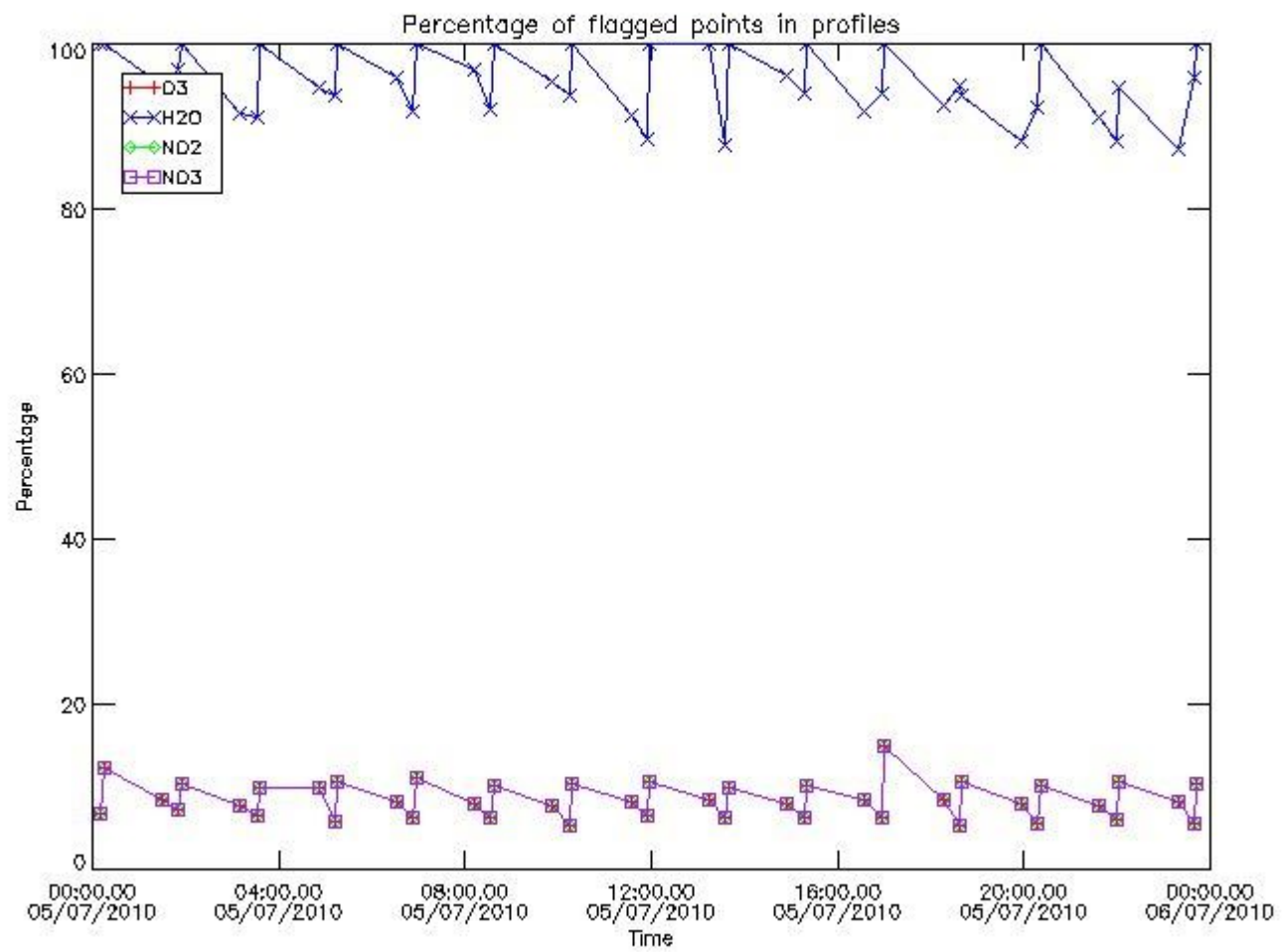
161	GOM_NL__2PRFIN20100705_165645_000000822090_00498_43638_8256.N1	05-JUL-2010 16:56:45	Dark	81.500	52	16Bet Cet	2.0370	4500.0	163	43638	No
162	GOM_NL__2PRFIN20100705_170016_000000582090_00499_43639_8271.N1	05-JUL-2010 17:00:16	Dark	58.000	84	Alp Phe	2.3970	4500.0	116	43639	No
163	GOM_NL__2PRFIN20100705_170639_000000522090_00499_43639_8272.N1	05-JUL-2010 17:06:39	Straylight	52.000	63	Bet Gru	2.1500	2800.0	104	43639	No
164	GOM_NL__2PRFIN20100705_170901_000000802090_00499_43639_8273.N1	05-JUL-2010 17:09:01	Straylight	79.500	18	24Alp PsA	1.1660	9700.0	159	43639	No
165	GOM_NL__2PRFIN20100705_171133_000000542090_00499_43639_8274.N1	05-JUL-2010 17:11:33	Straylight	54.000	172	Gam Gru	3.0030	13100.	108	43639	No
166	GOM_NL__2PRFIN20100705_172224_000000442090_00499_43639_8275.N1	05-JUL-2010 17:22:24	Bright	44.000	155	41Pi Sgr	2.9000	6600.0	88	43639	No
167	GOM_NL__2PRFIN20100705_173413_000000462090_00499_43639_8276.N1	05-JUL-2010 17:34:13	Bright	45.500	168	17Zet Aql	2.9860	11000.	91	43639	No
168	GOM_NL__2PRFIN20100705_174115_000000452090_00499_43639_8277.N1	05-JUL-2010 17:41:15	Bright	44.500	5	3Alp Lyr	0.033000	11000.	89	43639	No
169	GOM_NL__2PRFIN20100705_174522_000000472090_00499_43639_8278.N1	05-JUL-2010 17:45:22	Bright	46.500	144	18Del Cyg	2.8600	11000.	93	43639	No
170	GOM_NL__2PRFIN20100705_174838_000000592090_00499_43639_8279.N1	05-JUL-2010 17:48:38	Bright	58.500	19	50Alp Cyg	1.2460	10500.	117	43639	No
171	GOM_NL__2PRFIN20100705_175233_000000462090_00499_43639_8280.N1	05-JUL-2010 17:52:33	Bright	45.500	89	5Alp Cep	2.4510	8000.0	91	43639	No
172	GOM_NL__2PRFIN20100705_180001_000000472090_00499_43639_8281.N1	05-JUL-2010 18:00:01	Bright	47.000	74	11Bet Cas	2.2680	6600.0	94	43639	No
173	GOM_NL__2PRFIN20100705_180148_000000632090_00499_43639_8282.N1	05-JUL-2010 18:01:48	Bright	63.000	110	37Del Cas	2.6780	8900.0	126	43639	No
174	GOM_NL__2PRFIN20100705_180833_000000562090_00499_43639_8283.N1	05-JUL-2010 18:08:33	Bright	55.500	73	57Gam1And	2.2600	13100.	111	43639	No
175	GOM_NL__2PRFIN20100705_181111_000000782090_00499_43639_8284.N1	05-JUL-2010 18:11:11	Tw_i_and_stray	77.500	53	43Bet And	2.0480	3300.0	155	43639	No
176	GOM_NL__2PRFIN20100705_181554_000000612090_00499_43639_8285.N1	05-JUL-2010 18:15:54	Dark	61.000	50	13Alp Ari	2.0070	4250.0	122	43639	No
177	GOM_NL__2PRFIN20100705_183723_000000982090_00499_43639_8286.N1	05-JUL-2010 18:37:23	Dark	98.000	52	16Bet Cet	2.0370	4500.0	196	43639	No
178	GOM_NL__2PRFIN20100705_184053_000000492090_00500_43640_8296.N1	05-JUL-2010 18:40:53	Dark	48.500	84	Alp Phe	2.3970	4500.0	97	43640	No
179	GOM_NL__2PRFIN20100705_184716_000000512090_00500_43640_8297.N1	05-JUL-2010 18:47:16	Straylight	51.000	63	Bet Gru	2.1500	2800.0	102	43640	No
180	GOM_NL__2PRFIN20100705_184938_000000872090_00500_43640_8298.N1	05-JUL-2010 18:49:38	Straylight	87.000	18	24Alp PsA	1.1660	9700.0	174	43640	No
181	GOM_NL__2PRFIN20100705_185210_000000542090_00500_43640_8299.N1	05-JUL-2010 18:52:10	Straylight	53.500	172	Gam Gru	3.0030	13100.	107	43640	No
182	GOM_NL__2PRFIN20100705_190300_000000422090_00500_43640_8300.N1	05-JUL-2010 19:03:00	Bright	42.000	155	41Pi Sgr	2.9000	6600.0	84	43640	No
183	GOM_NL__2PRFIN20100705_191449_000000442090_00500_43640_8301.N1	05-JUL-2010 19:14:49	Bright	44.000	168	17Zet Aql	2.9860	11000.	88	43640	No
184	GOM_NL__2PRFIN20100705_192151_000000422090_00500_43640_8302.N1	05-JUL-2010 19:21:51	Bright	41.500	5	3Alp Lyr	0.033000	11000.	83	43640	No
185	GOM_NL__2PRFIN20100705_192557_000000462090_00500_43640_8303.N1	05-JUL-2010 19:25:57	Bright	46.000	144	18Del Cyg	2.8600	11000.	92	43640	No
186	GOM_NL__2PRFIN20100705_192913_000000832090_00500_43640_8304.N1	05-JUL-2010 19:29:13	Bright	83.000	19	50Alp Cyg	1.2460	10500.	166	43640	No
187	GOM_NL__2PRFIN20100705_193308_000000462090_00500_43640_8305.N1	05-JUL-2010 19:33:08	Bright	46.000	89	5Alp Cep	2.4510	8000.0	92	43640	No
188	GOM_NL__2PRFIN20100705_194037_000000482090_00500_43640_8306.N1	05-JUL-2010 19:40:37	Bright	48.000	74	11Bet Cas	2.2680	6600.0	96	43640	No
189	GOM_NL__2PRFIN20100705_194224_000000422090_00500_43640_8307.N1	05-JUL-2010 19:42:24	Bright	42.000	110	37Del Cas	2.6780	8900.0	84	43640	No
190	GOM_NL__2PRFIN20100705_194909_000000552090_00500_43640_8308.N1	05-JUL-2010 19:49:09	Bright	55.000	73	57Gam1And	2.2600	13100.	110	43640	No
191	GOM_NL__2PRFIN20100705_195147_000000832090_00500_43640_8309.N1	05-JUL-2010 19:51:47	Tw_i_and_stray	82.500	53	43Bet And	2.0480	3300.0	165	43640	No
192	GOM_NL__2PRFIN20100705_195631_000000642090_00500_43640_8310.N1	05-JUL-2010 19:56:31	Dark	63.500	50	13Alp Ari	2.0070	4250.0	127	43640	No
193	GOM_NL__2PRFIN20100705_201802_000000932090_00500_43640_8311.N1	05-JUL-2010 20:18:02	Dark	92.500	52	16Bet Cet	2.0370	4500.0	185	43640	No
194	GOM_NL__2PRFIN20100705_202130_000000502090_00501_43641_8361.N1	05-JUL-2010 20:21:30	Dark	50.000	84	Alp Phe	2.3970	4500.0	100	43641	No
195	GOM_NL__2PRFIN20100705_202753_000000512090_00501_43641_8362.N1	05-JUL-2010 20:27:53	Straylight	50.500	63	Bet Gru	2.1500	2800.0	101	43641	No
196	GOM_NL__2PRFIN20100705_203016_000000792090_00501_43641_8363.N1	05-JUL-2010 20:30:16	Straylight	79.000	18	24Alp PsA	1.1660	9700.0	158	43641	No
197	GOM_NL__2PRFIN20100705_203247_000000552090_00501_43641_8364.N1	05-JUL-2010 20:32:47	Straylight	55.000	172	Gam Gru	3.0030	13100.	110	43641	No
198	GOM_NL__2PRFIN20100705_204336_000000442090_00501_43641_8365.N1	05-JUL-2010 20:43:36	Bright	43.500	155	41Pi Sgr	2.9000	6600.0	87	43641	No
199	GOM_NL__2PRFIN20100705_205524_000000462090_00501_43641_8366.N1	05-JUL-2010 20:55:24	Bright	45.500	168	17Zet Aql	2.9860	11000.	91	43641	No
200	GOM_NL__2PRFIN20100705_210226_000000402090_00501_43641_8367.N1	05-JUL-2010 21:02:26	Bright	39.500	5	3Alp Lyr	0.033000	11000.	79	43641	No
201	GOM_NL__2PRFIN20100705_210633_000000472090_00501_43641_8368.N1	05-JUL-2010 21:06:33	Bright	47.000	144	18Del Cyg	2.8600	11000.	94	43641	No
202	GOM_NL__2PRFIN20100705_210948_000000542090_00501_43641_8369.N1	05-JUL-2010 21:09:48	Bright	54.000	19	50Alp Cyg	1.2460	10500.	108	43641	No
203	GOM_NL__2PRFIN20100705_211343_000000462090_00501_43641_8370.N1	05-JUL-2010 21:13:43	Bright	46.000	89	5Alp Cep	2.4510	8000.0	92	43641	No
204	GOM_NL__2PRFIN20100705_212112_000000482090_00501_43641_8371.N1	05-JUL-2010 21:21:12	Bright	48.000	74	11Bet Cas	2.2680	6600.0	96	43641	No
205	GOM_NL__2PRFIN20100705_212259_000000442090_00501_43641_8372.N1	05-JUL-2010 21:22:59	Bright	44.000	110	37Del Cas	2.6780	8900.0	88	43641	No
206	GOM_NL__2PRFIN20100705_212945_000000542090_00501_43641_8373.N1	05-JUL-2010 21:29:45	Bright	53.500	73	57Gam1And	2.2600	13100.	107	43641	No
207	GOM_NL__2PRFIN20100705_213223_000000792090_00501_43641_8374.N1	05-JUL-2010 21:32:23	Tw_i_and_stray	78.500	53	43Bet And	2.0480	3300.0	157	43641	No
208	GOM_NL__2PRFIN20100705_213707_000000672090_00501_43641_8375.N1	05-JUL-2010 21:37:07	Dark	66.500	50	13Alp Ari	2.0070	4250.0	133	43641	No
209	GOM_NL__2PRFIN20100705_215840_000000942090_00501_43641_8376.N1	05-JUL-2010 21:58:40	Dark	94.000	52	16Bet Cet	2.0370	4500.0	188	43641	No
210	GOM_NL__2PRFIN20100705_220207_000000482091_00001_43642_8373.N1	05-JUL-2010 22:02:07	Dark	48.000	84	Alp Phe	2.3970	4500.0	96	43642	No
211	GOM_NL__2PRFIN20100705_220830_000000532091_00001_43642_8374.N1	05-JUL-2010 22:08:30	Straylight	53.000	63	Bet Gru	2.1500	2800.0	106	43642	No
212	GOM_NL__2PRFIN20100705_221053_000000862091_00001_43642_8375.N1	05-JUL-2010 22:10:53	Straylight	86.000	18	24Alp PsA	1.1660	9700.0	172	43642	No
213	GOM_NL__2PRFIN20100705_221323_000000552091_00001_43642_8376.N1	05-JUL-2010 22:13:23	Straylight	55.000	172	Gam Gru	3.0030	13100.	110	43642	No
214	GOM_NL__2PRFIN20100705_222412_000000442091_00001_43642_8377.N1	05-JUL-2010 22:24:12	Bright	43.500	155	41Pi Sgr	2.9000	6600.0	87	43642	No
215	GOM_NL__2PRFIN20100705_223559_000000452091_00001_43642_8378.N1	05-JUL-2010 22:35:59	Bright	44.500	168	17Zet Aql	2.9860	11000.	89	43642	No
216	GOM_NL__2PRFIN20100705_224302_000000422091_00001_43642_8379.N1	05-JUL-2010 22:43:02	Bright	42.000	5	3Alp Lyr	0.033000	11000.	84	43642	No
217	GOM_NL__2PRFIN20100705_224708_000000482091_00001_43642_8380.N1	05-JUL-2010 22:47:08	Bright	47.500	144	18Del Cyg	2.8600	11000.	95	43642	No
218	GOM_NL__2PRFIN20100705_225023_000000552091_00001_43642_8381.N1	05-JUL-2010 22:50:23	Bright	55.000	19	50Alp Cyg	1.2460	10500.	110	43642	No
219	GOM_NL__2PRFIN20100705_225418_000000462091_00001_43642_8382.N1	05-JUL-2010 22:54:18	Bright	46.000	89	5Alp Cep	2.4510	8000.0	92	43642	No

220	GOM_NL__2PRFIN20100705_230147_000000462091_00001_43642_8383.N1	05-JUL-2010 23:01:47	Bright	46.000	74	11Bet Cas	2.2680	6600.0	92	43642	No
221	GOM_NL__2PRFIN20100705_230335_000000422091_00001_43642_8384.N1	05-JUL-2010 23:03:35	Bright	41.500	110	37Del Cas	2.6780	8900.0	83	43642	No
222	GOM_NL__2PRFIN20100705_231020_000000552091_00001_43642_8385.N1	05-JUL-2010 23:10:20	Bright	55.000	73	57Gam1And	2.2600	13100.	110	43642	No
223	GOM_NL__2PRFIN20100705_231258_000000792091_00001_43642_8386.N1	05-JUL-2010 23:12:58	Twilight	79.000	53	43Bet And	2.0480	3300.0	158	43642	No
224	GOM_NL__2PRFIN20100705_231743_000000622091_00001_43642_8387.N1	05-JUL-2010 23:17:43	Dark	62.000	50	13Alp Ari	2.0070	4250.0	124	43642	No
225	GOM_NL__2PRFIN20100705_233918_000001012091_00001_43642_8388.N1	05-JUL-2010 23:39:18	Dark	100.50	52	16Bet Cet	2.0370	4500.0	201	43642	No
226	GOM_NL__2PRFIN20100705_234244_000000492091_00002_43643_8387.N1	05-JUL-2010 23:42:44	Dark	49.000	84	Alp Phe	2.3970	4500.0	98	43643	No
227	GOM_NL__2PRFIN20100705_234907_000000622091_00002_43643_8388.N1	05-JUL-2010 23:49:07	Straylight	62.000	63	Bet Gru	2.1500	2800.0	124	43643	No
228	GOM_NL__2PRFIN20100705_235131_000000862091_00002_43643_8389.N1	05-JUL-2010 23:51:31	Straylight	85.500	18	24Alp PsA	1.1660	9700.0	171	43643	No
229	GOM_NL__2PRFIN20100705_235400_000000562091_00002_43643_8390.N1	05-JUL-2010 23:54:00	Straylight	55.500	172	Gam Gru	3.0030	13100.	111	43643	No

3. Quality information per product

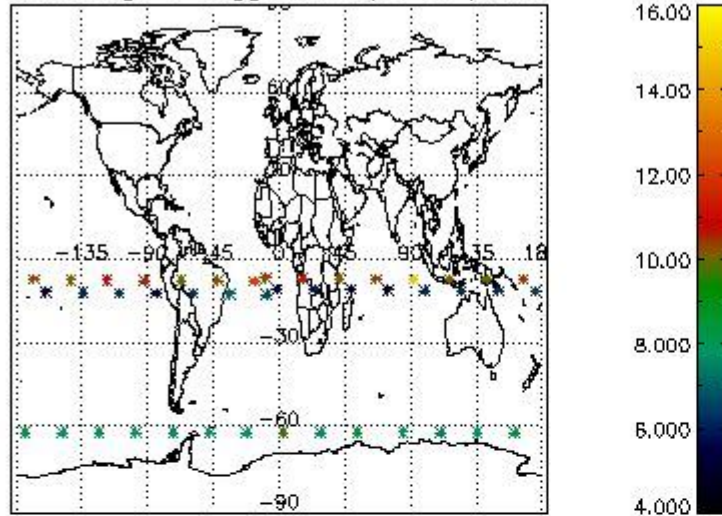
In this section it is plotted some information contained in the Quality Summary data set of the level 2 products. Only products in dark limb conditions and without errors (error flag in the MPH set to "0") are used.

3.1 Plot quality information per product (time dependant)

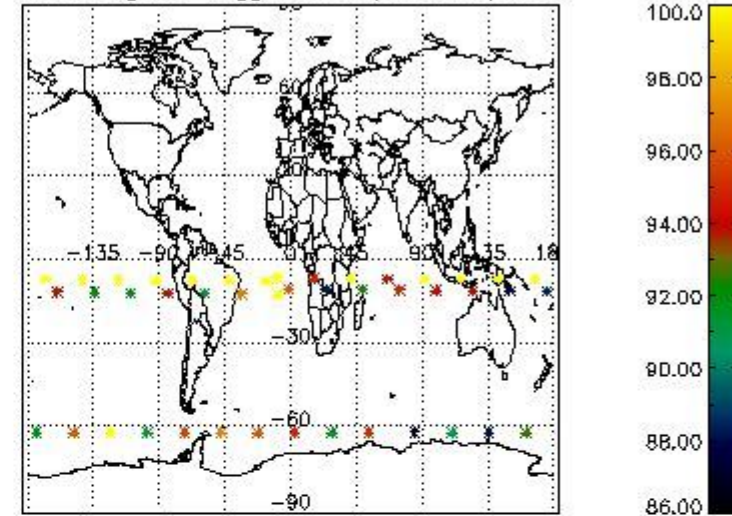


3.2 Plot quality information per product (world map)

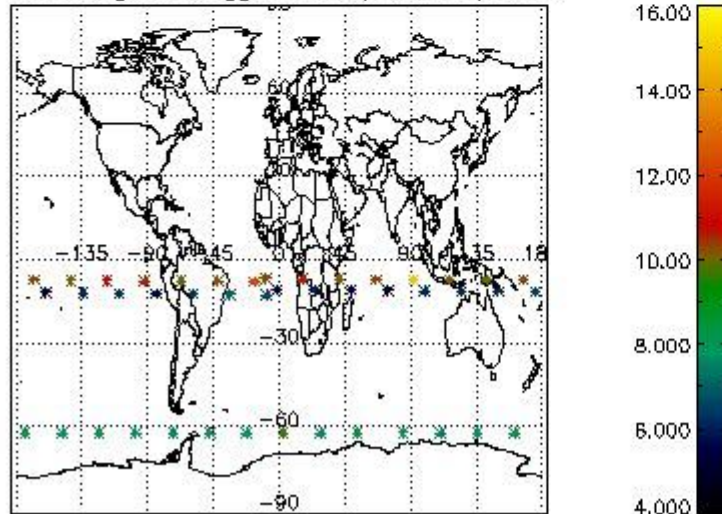
Percentage of flagged data per O3 profile



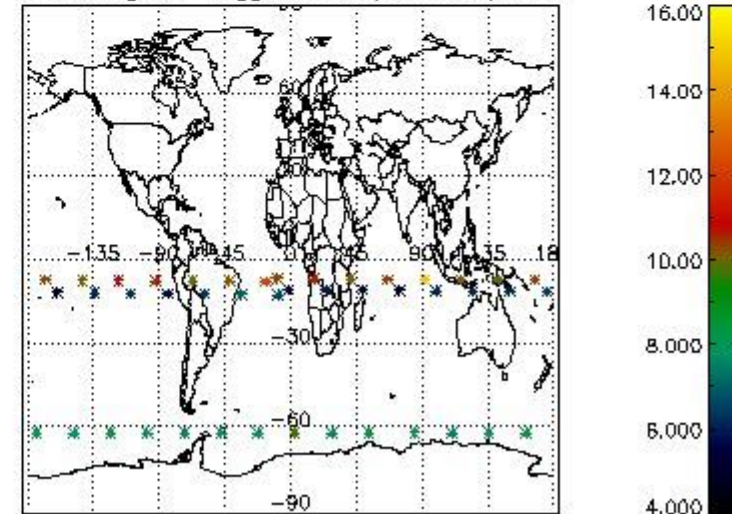
Percentage of flagged data per H2O profile



Percentage of flagged data per NO2 profile



Percentage of flagged data per NO3 profile

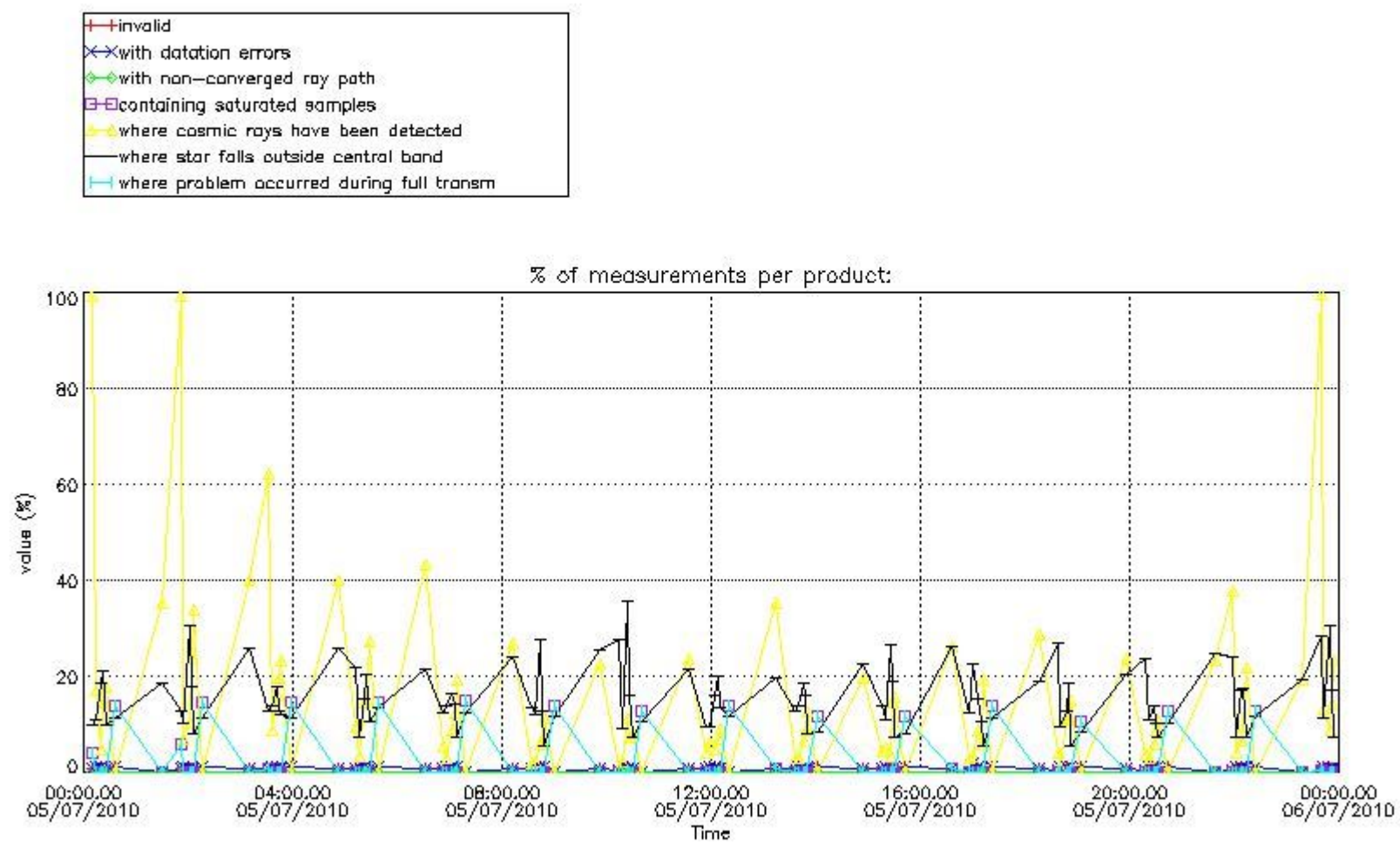


4. Level 1 quality information per product

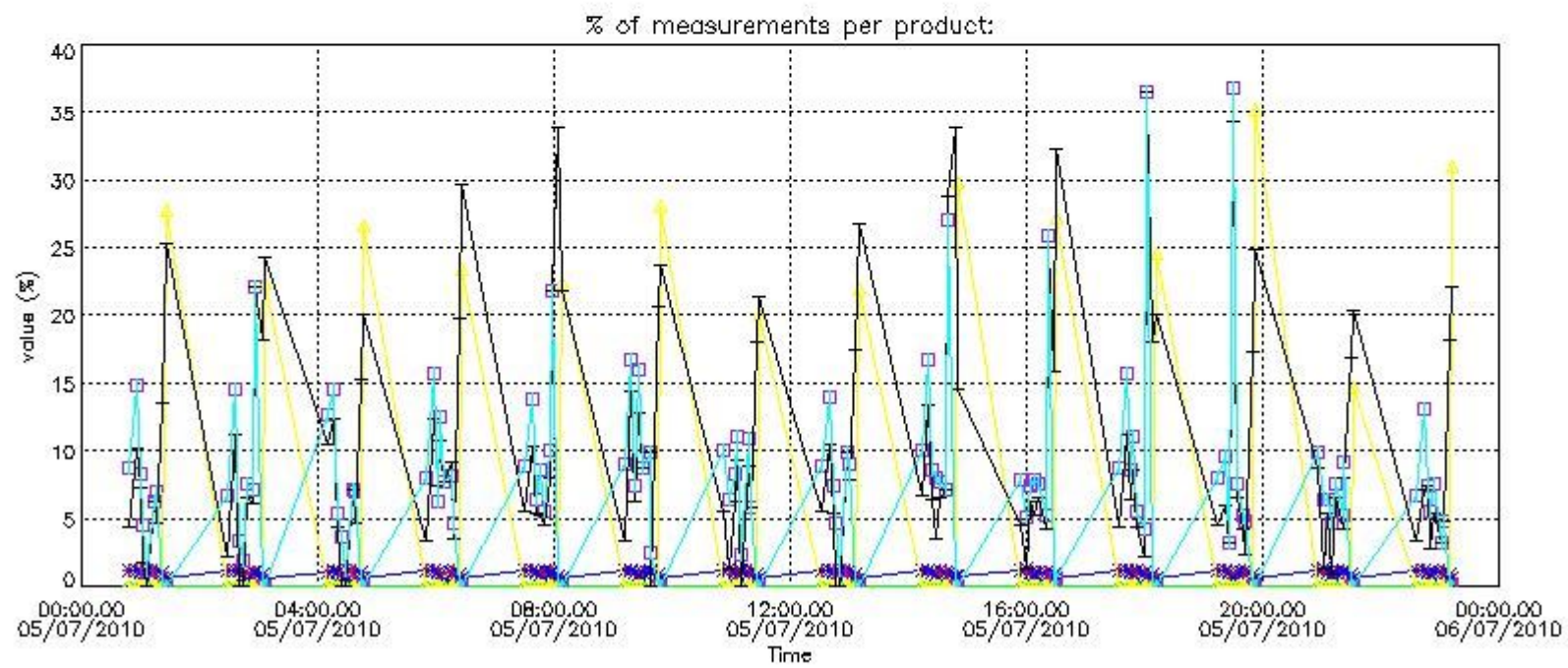
In this section it is plotted some information contained in the Quality Summary data set of the level 2 products that comes from the level 1b processing. Products without errors (error flag in the MPH set to "0") are used.

4.1 Plot quality information per product (time dependant) coming from level 1b processing

4.1.1 Plot level 1 quality information per product (time dependant): ENVISAT ASCENDING passes

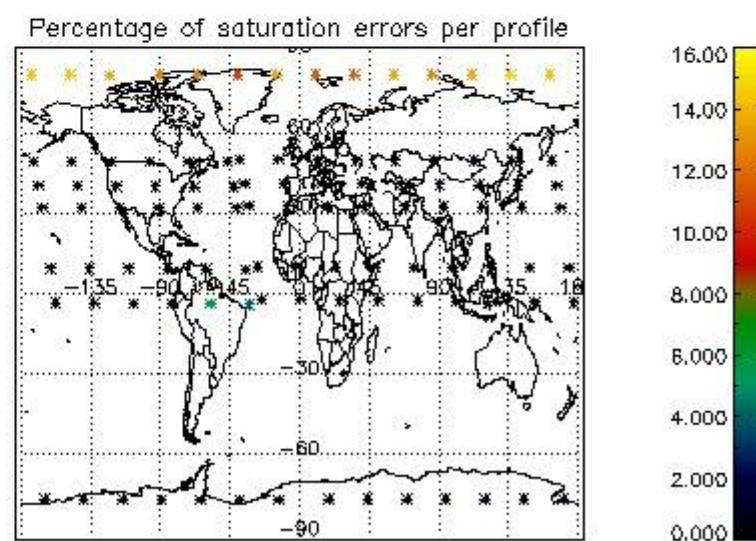
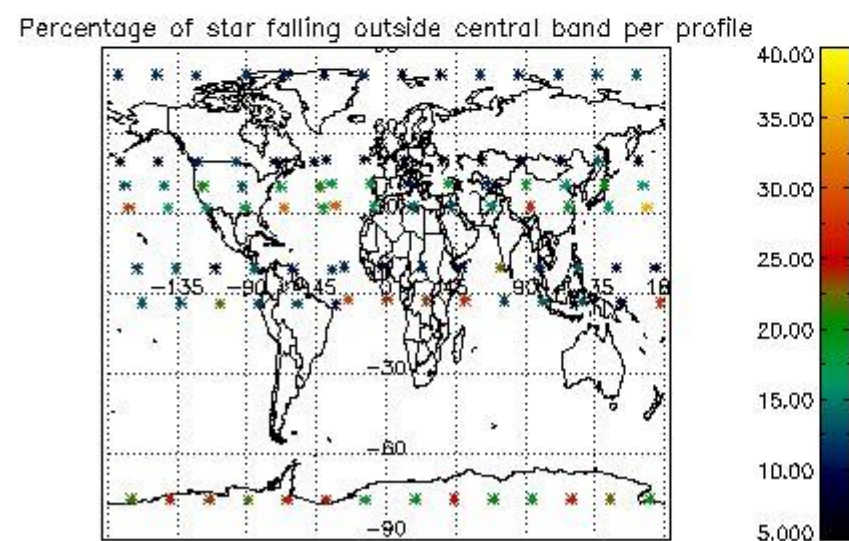
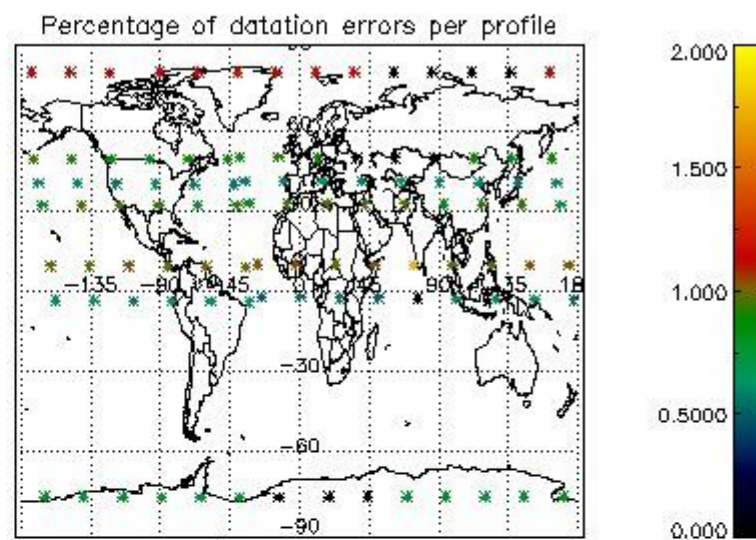
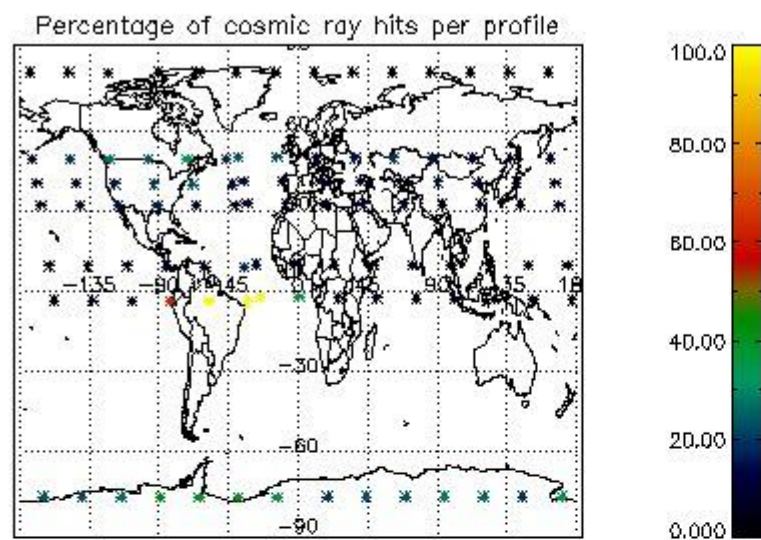


4.1.2 Plot level 1 quality information per product (time dependant): ENVISAT DESCENDING passes

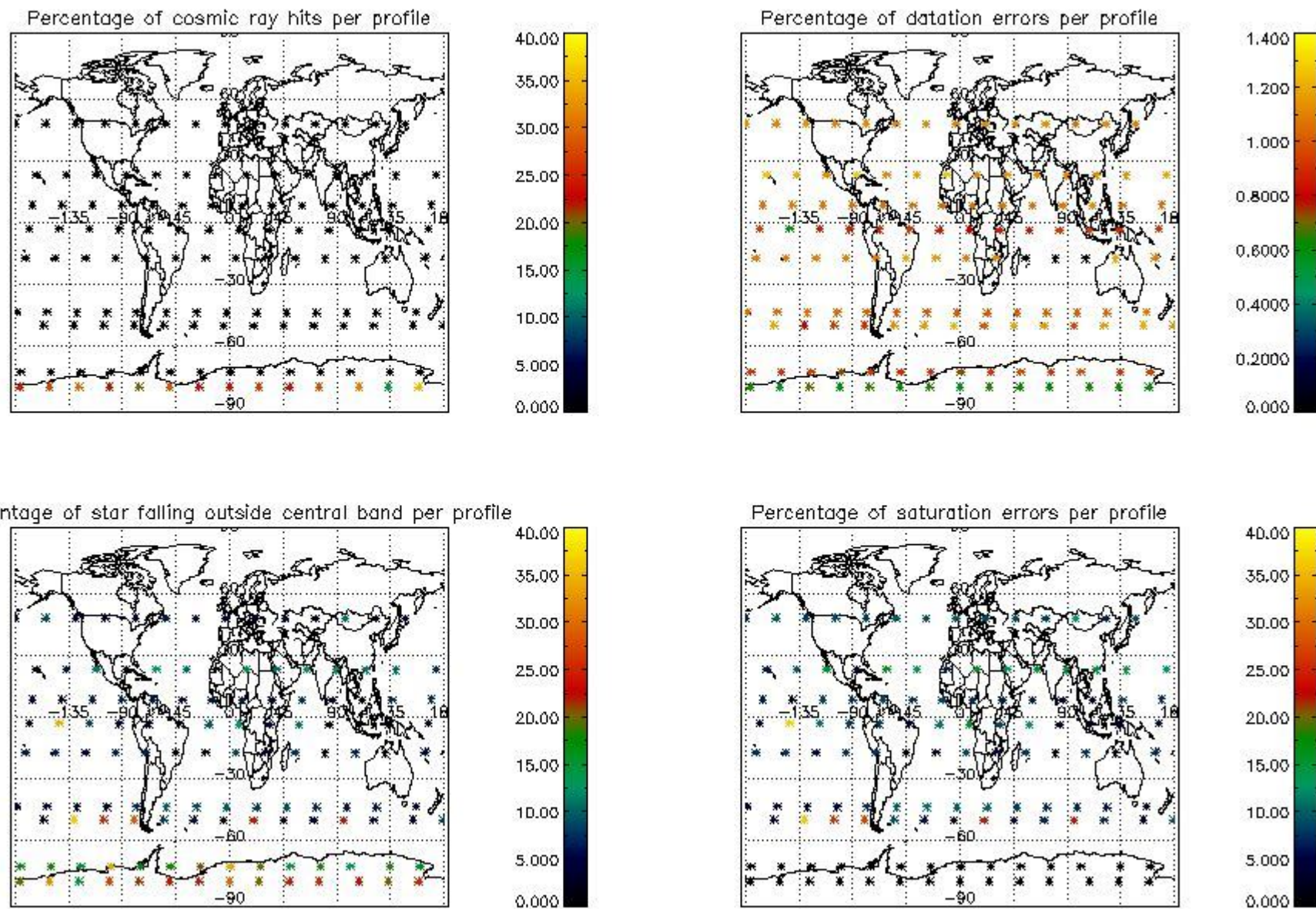


4.2 Plot quality information per product coming from level 1b processing (world map)

4.2.1 Plot level 1 quality information per product (world map): ENVISAT ASCENDING passes



4.2.2 Plot level 1 quality information per product (world map): ENVISAT DESCENDING passes



5. Trace gas profiles

5.1 Ozone statistics based on quality of products

The final quality of the products can be "measured" using the STD (Standard Deviation) attached to every point profile. This information is written to the parameter GOM_NL__2P/NL_LOCAL_SPECIES_DENSITY/o3_std of the level 2 products. The table below shows the statistics for given STD ranges.

The statistics are given with respect to the overall valid production:

- Products without fatal errors: GOM_NL__2P/MPH/PRODUCT_ERR=0
- Valid point profile: GOM_NL__2P/NL_LOCAL_SPECIES_DENSITY/pcd(0)=0

The 'Criteria' is applied to valid points of dark limb products:

- Products in dark limb illumination condition: GOM_NL__2P/NL_SUMMARY_QUALITY/obs_ill_cond=0
- Products without fatal errors: GOM_NL__2P/MPH/PRODUCT_ERR=0
- Valid point profile: GOM_NL__2P/NL_LOCAL_SPECIES_DENSITY/pcd(0)=0

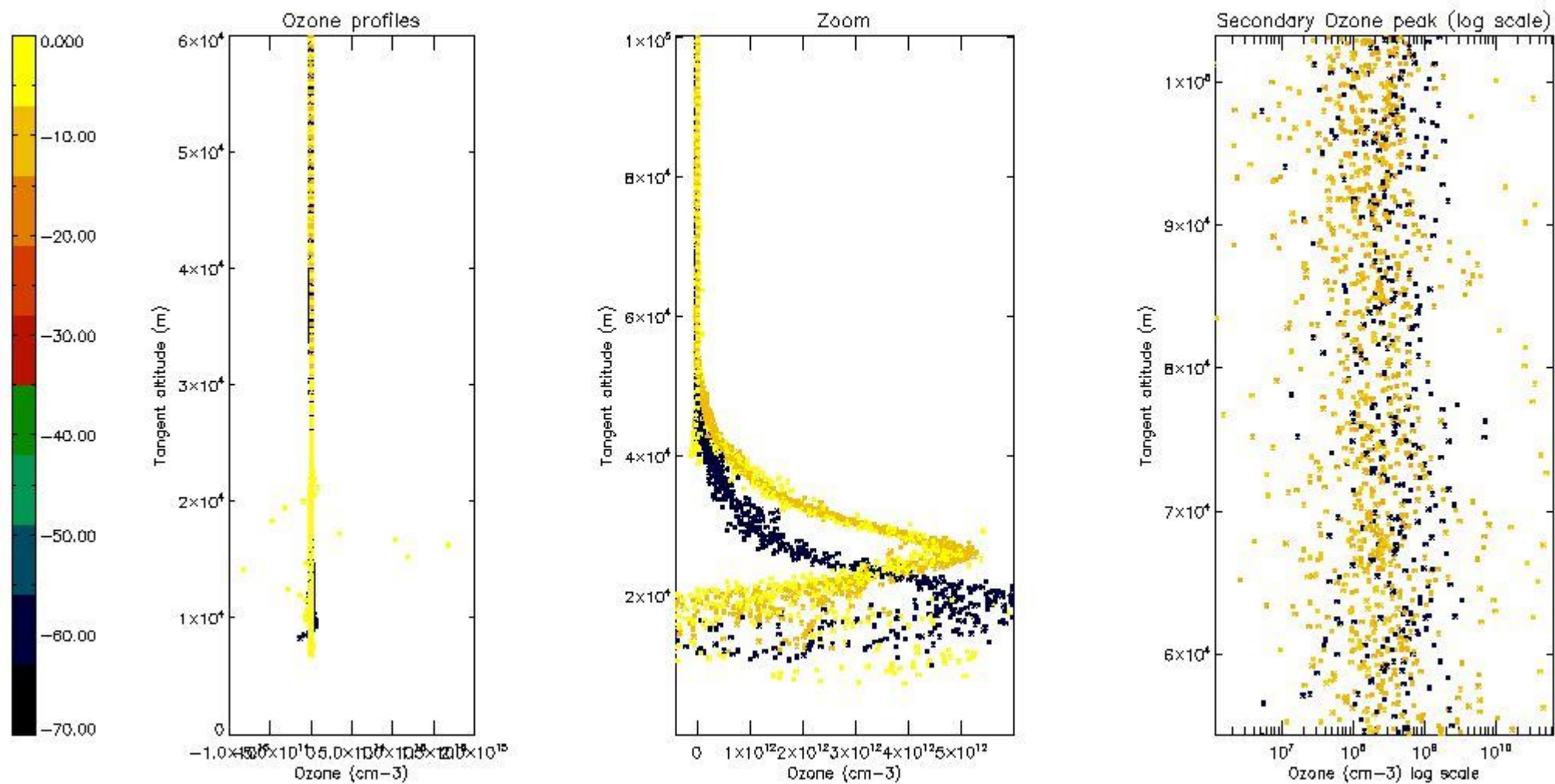
So, the table below shows the percentage of dark limb and valid observations for each criteria with respect to the overall valid daily observations.

Criteria	% of total production
All STD	23
STD < 20	6

STD < 10	4
STD < 5	1

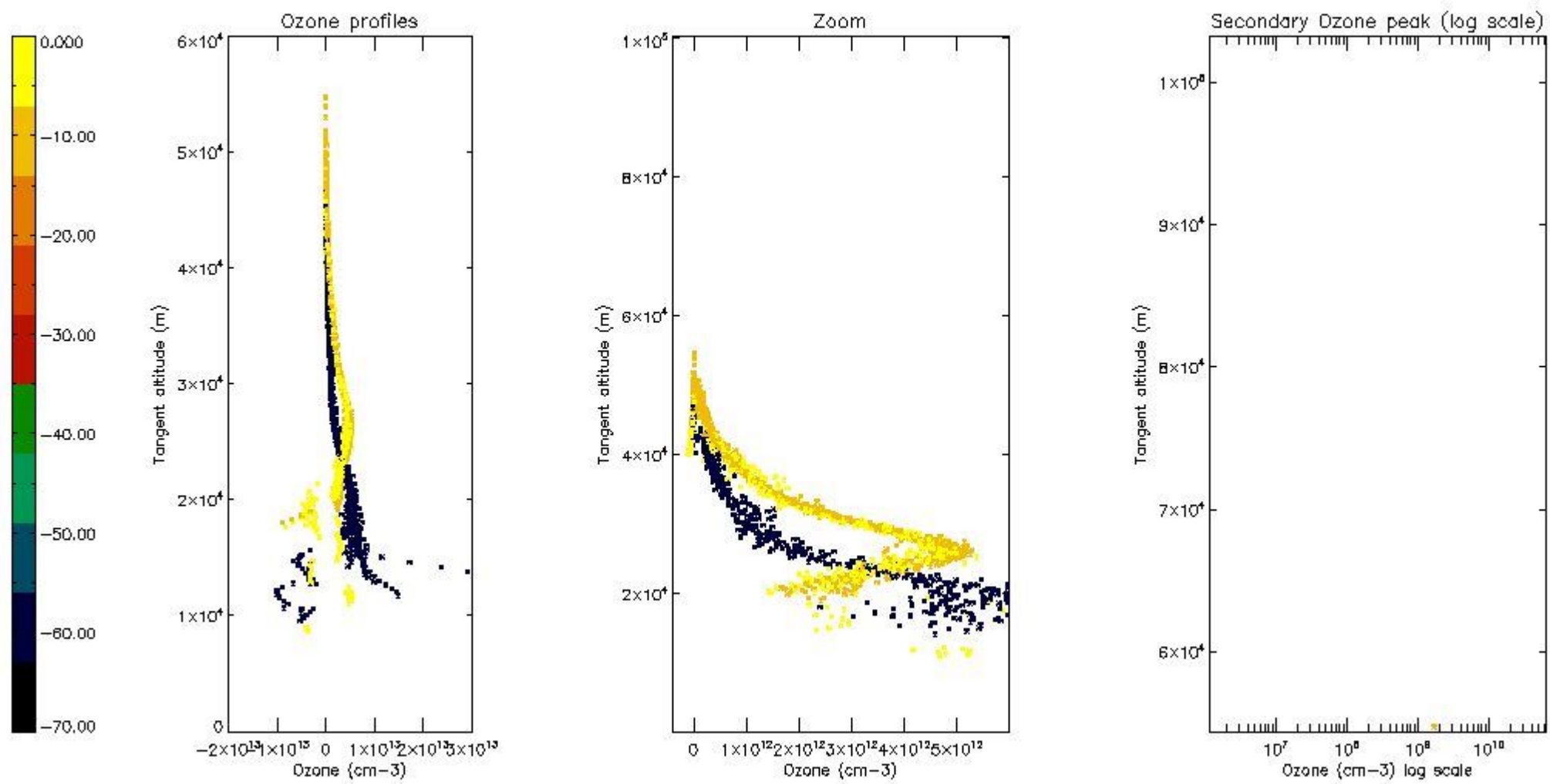
5.2 Plot ozone profiles for all STD (dark without errors)

The colorbar represents the latitude.



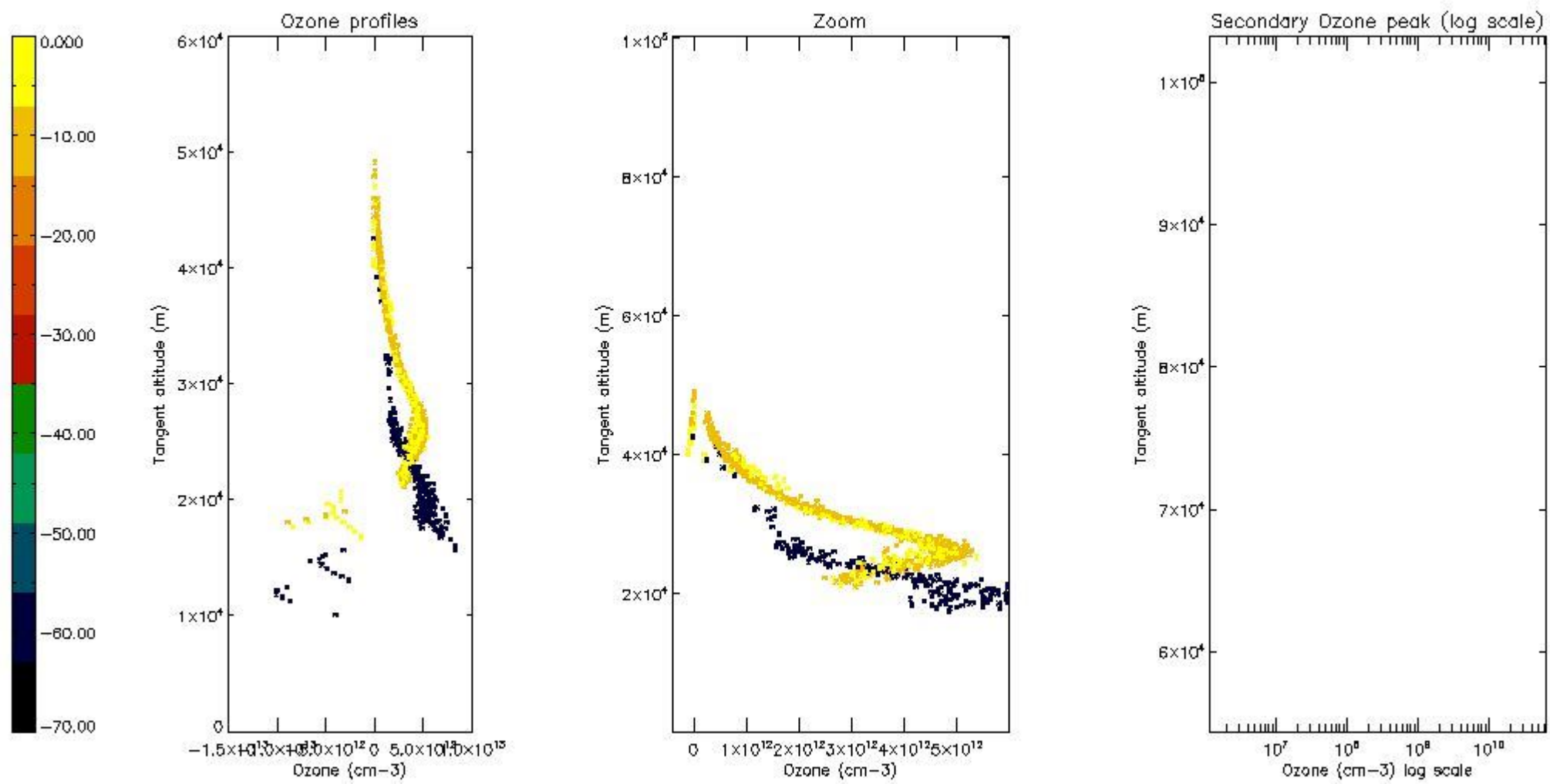
5.3 Plot ozone profiles where STD < 20% (dark without errors)

The colorbar represents the latitude.



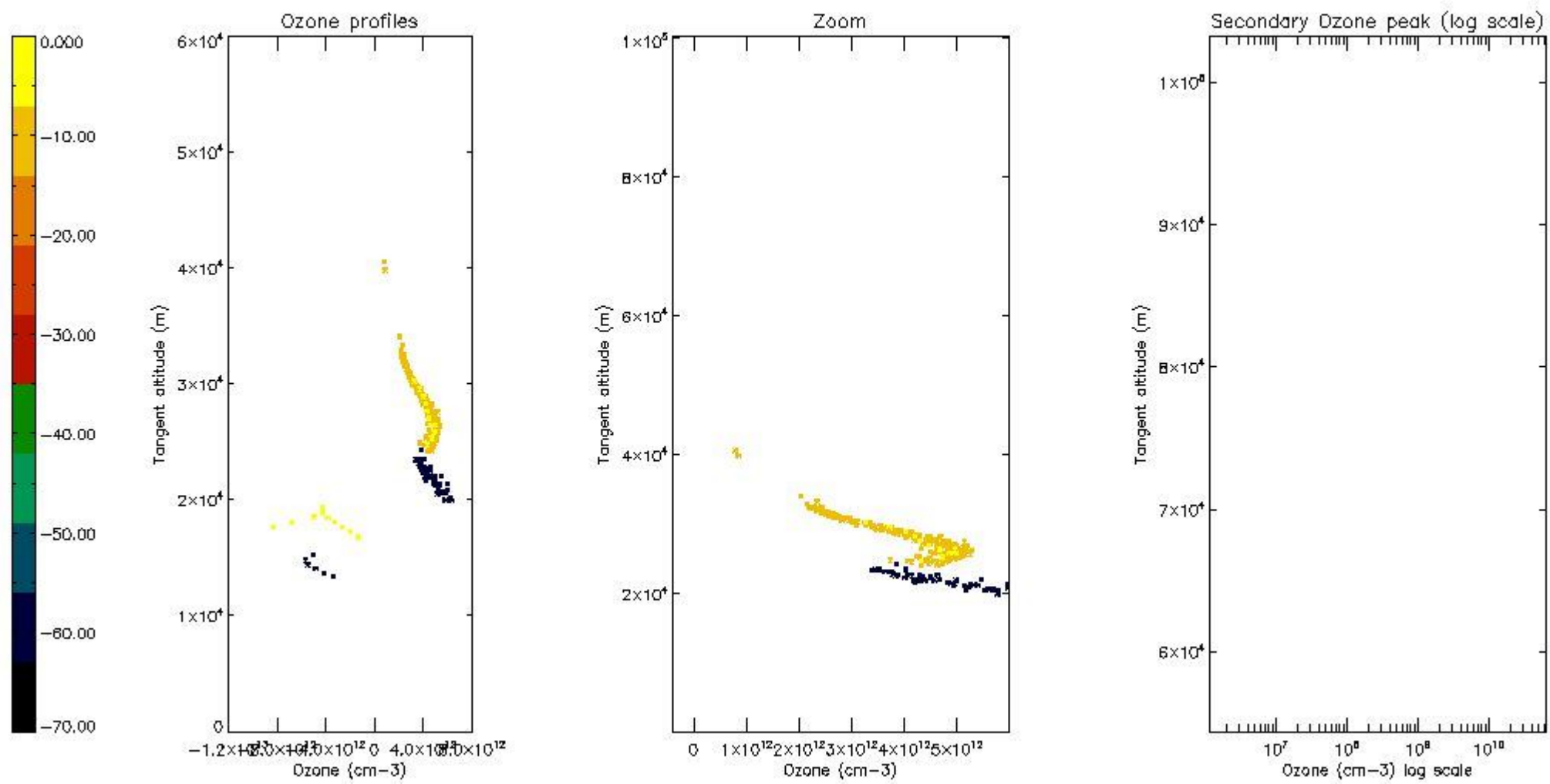
5.4 Plot ozone profiles where $STD < 10\%$ (dark without errors)

The colorbar represents the latitude.



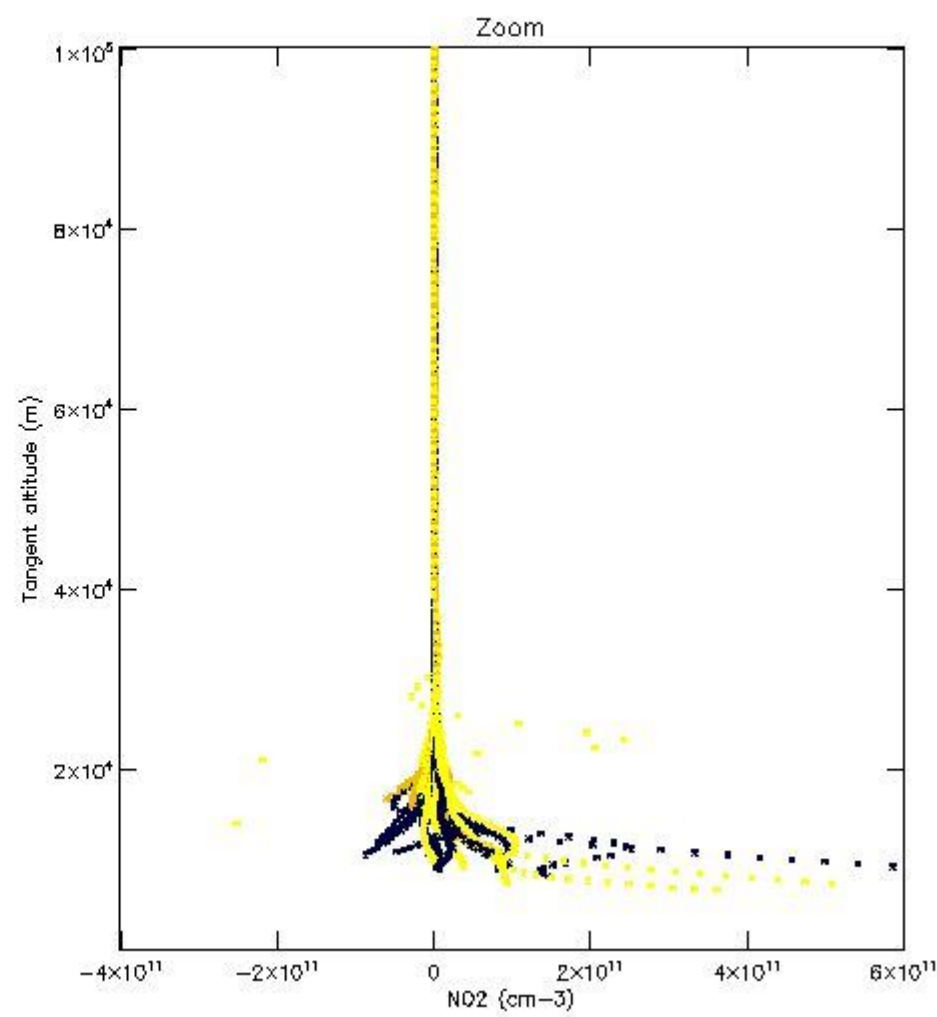
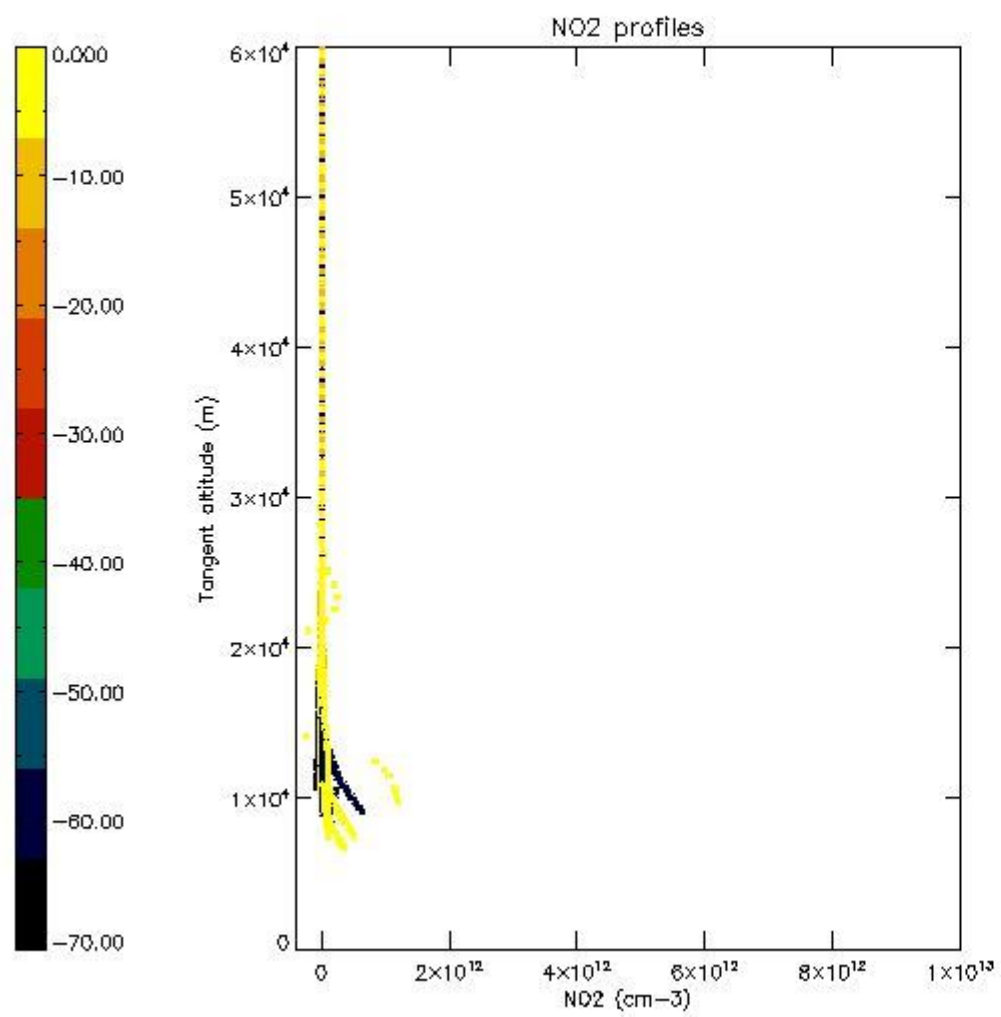
5.5 Plot ozone profiles where STD < 5% (dark without errors)

The colorbar represents the latitude.



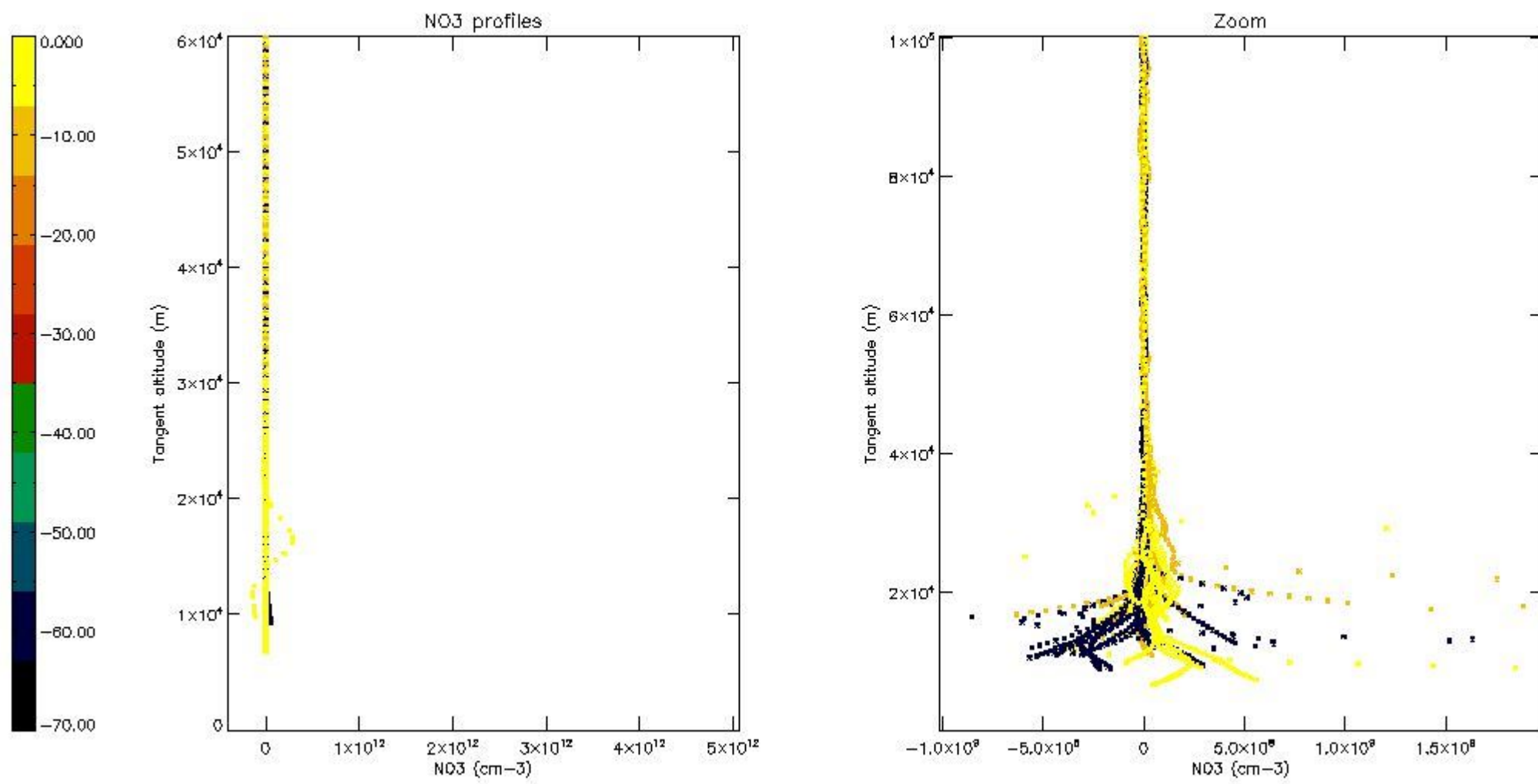
5.6 Plot NO₂ profiles for all STD (dark without errors)

The colorbar represents the latitude.



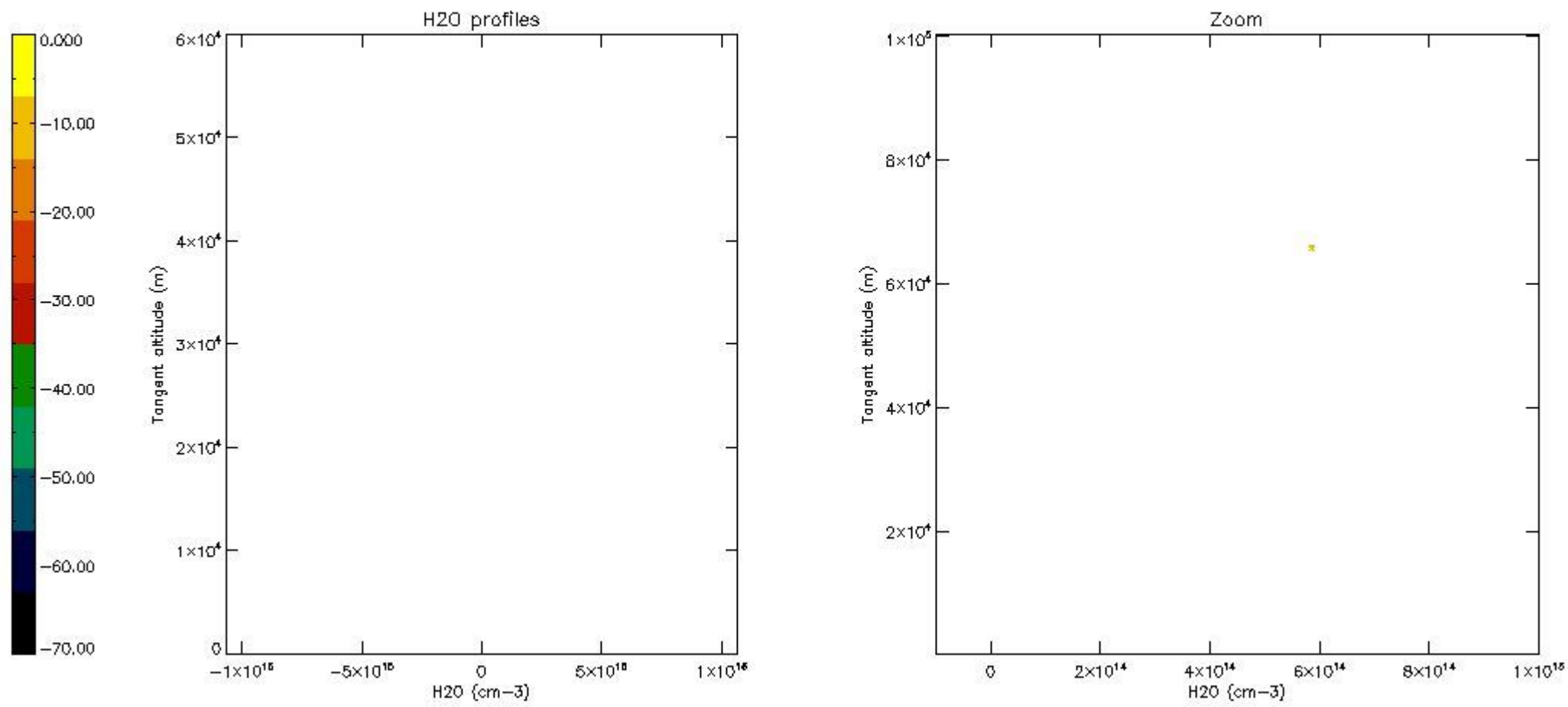
5.7 Plot NO3 profiles for all STD (dark without errors)

The colorbar represents the latitude.



5.8 Plot H2O profiles for all STD (only for occultations of stars 1,2,3,4,13,14,16,26,63 dark without errors)

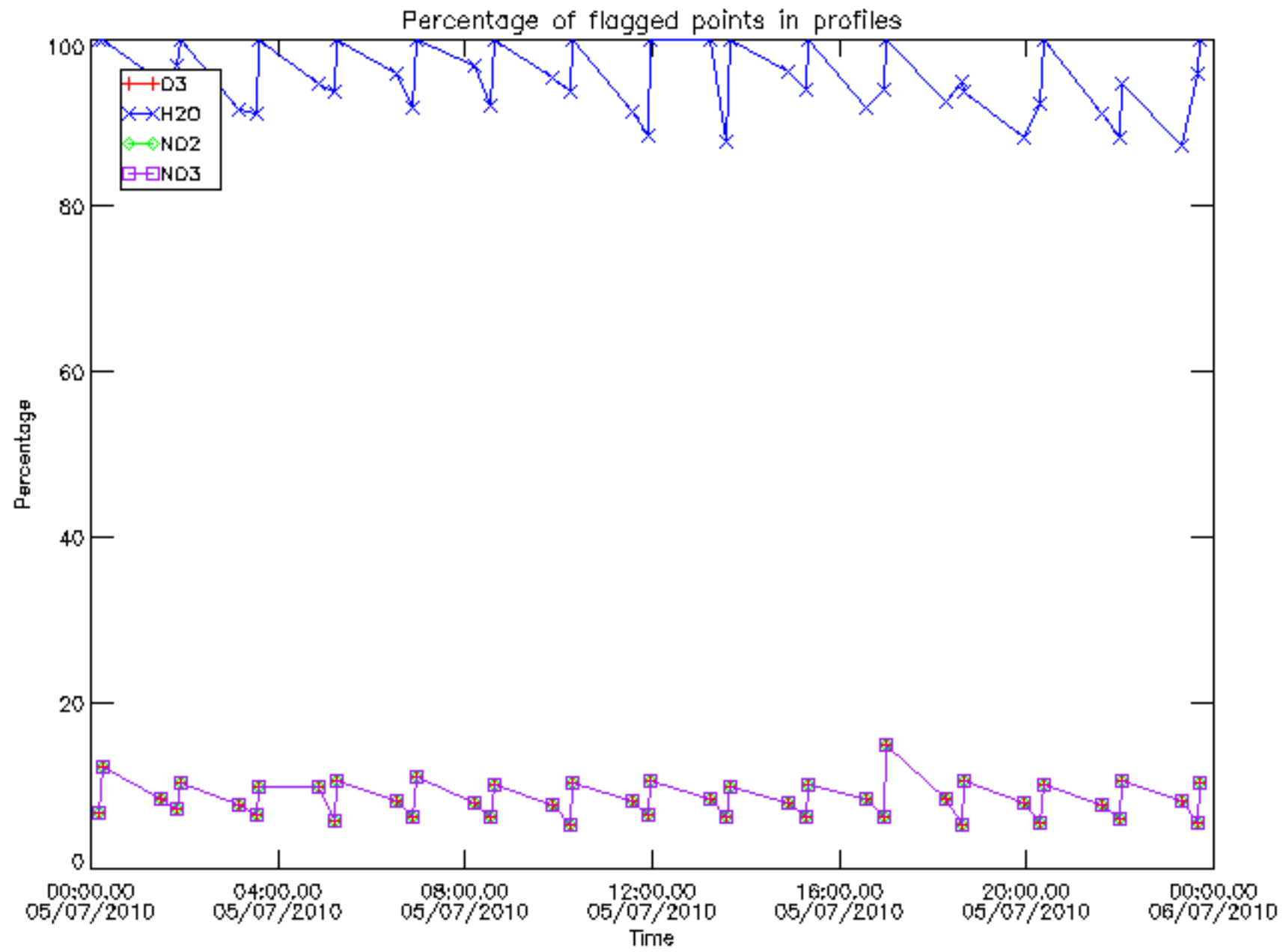
The colorbar represents the latitude.



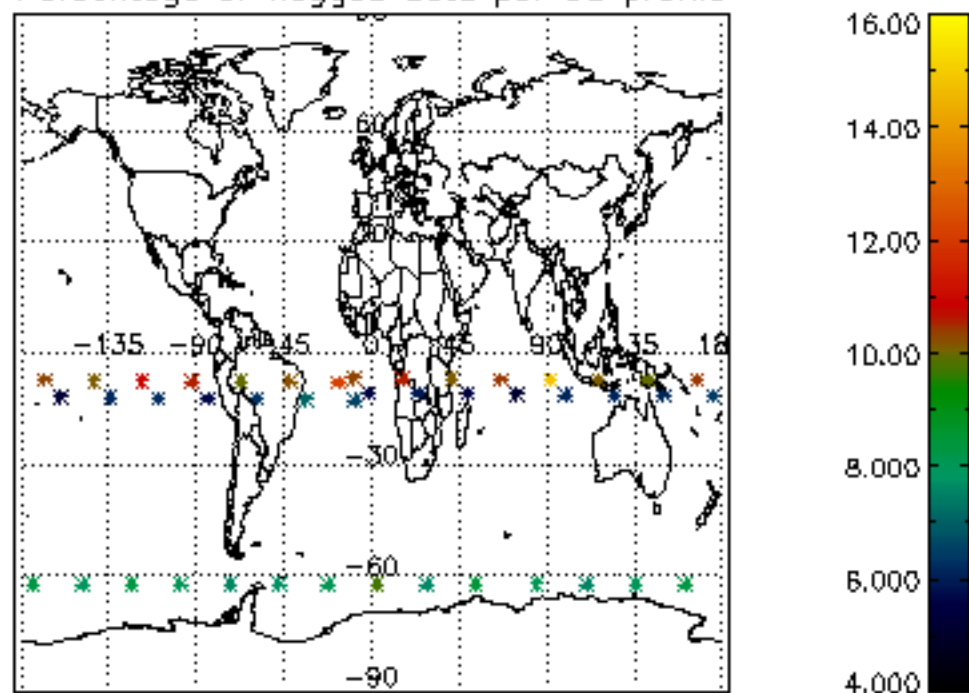
6. Auxiliary Data Files used for the production reported in section 2

The number reported in the third column indicates since which file (see list in section 2) the corresponding auxiliary file has been used. The fourth column is the date of those product files.

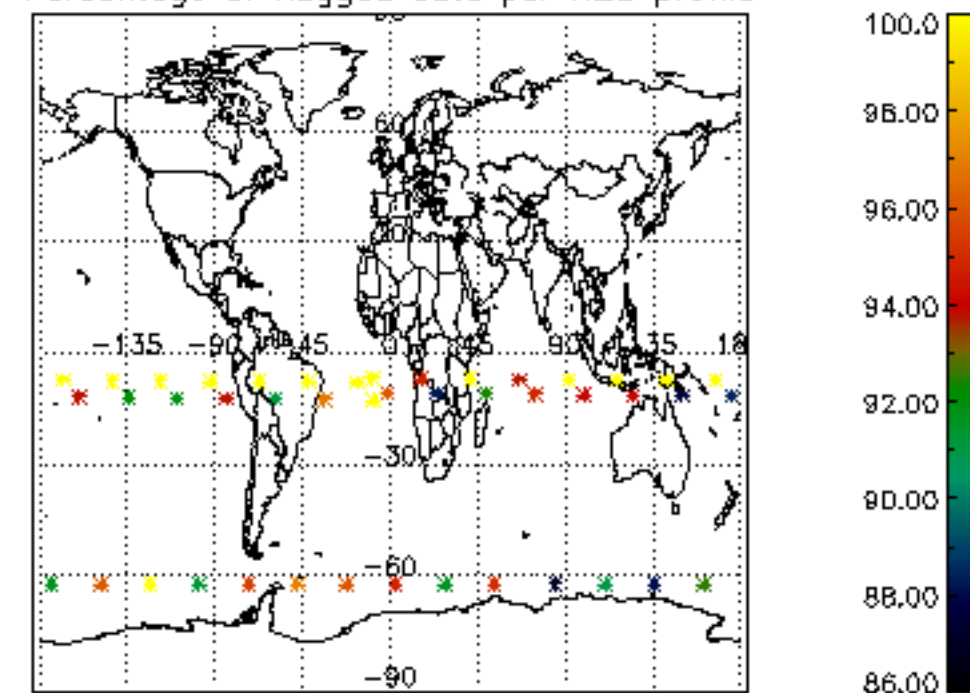
Type	Auxiliary Filename	Used since product	Used since product date
INST_PHYS_CHARACTERISTICS	GOM_INS_AXVIEC20091111_143220_20030716_120000_20500101_000000	1	05-JUL-2010 00:10:25
LEVEL-2_PROC_CONFIG	GOM_PR2_AXVIEC20091111_152718_20020301_000000_20500101_000000	1	05-JUL-2010 00:10:25
CROSS_SECTIONS_FILE	GOM_CRS_AXVIEC20091111_154832_20020301_000000_20500101_000000	1	05-JUL-2010 00:10:25



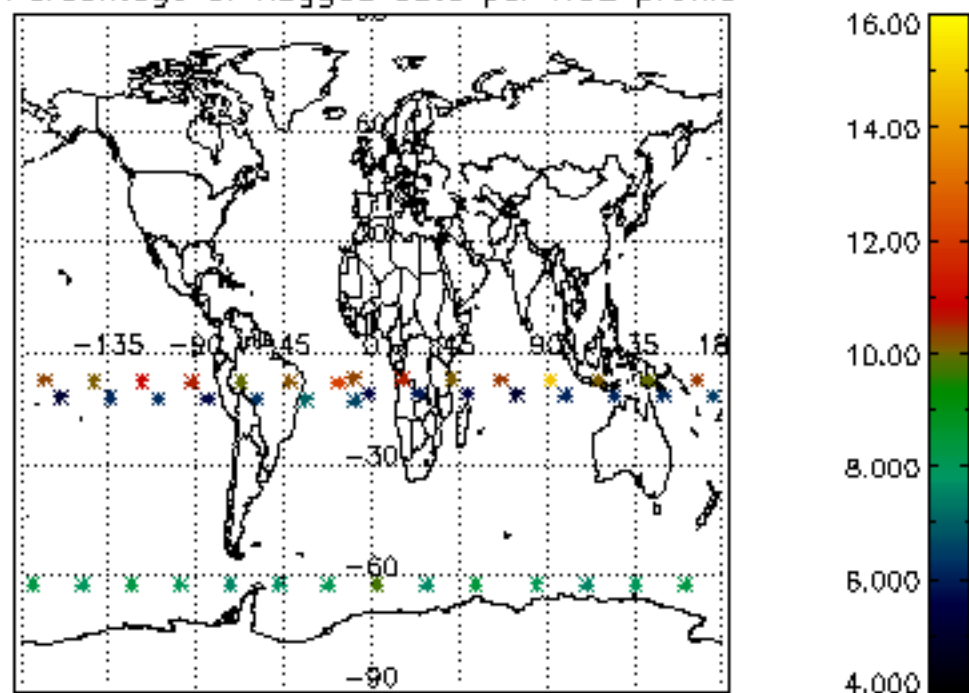
Percentage of flagged data per D3 profile



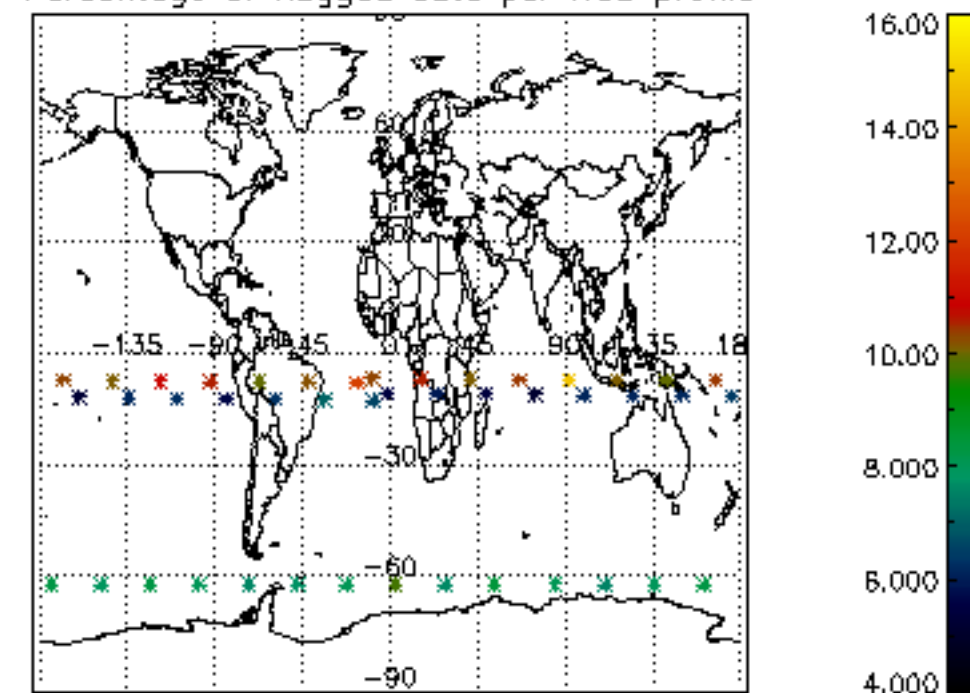
Percentage of flagged data per H2O profile

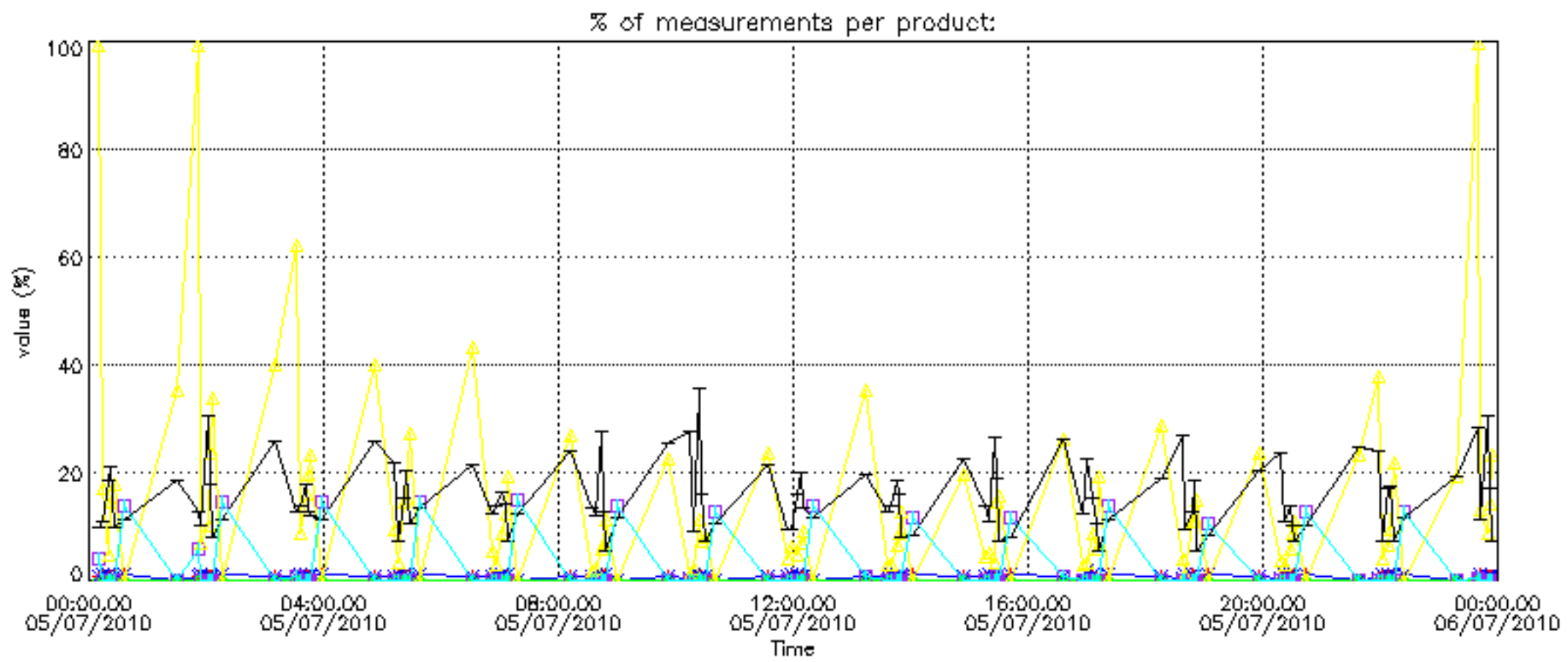


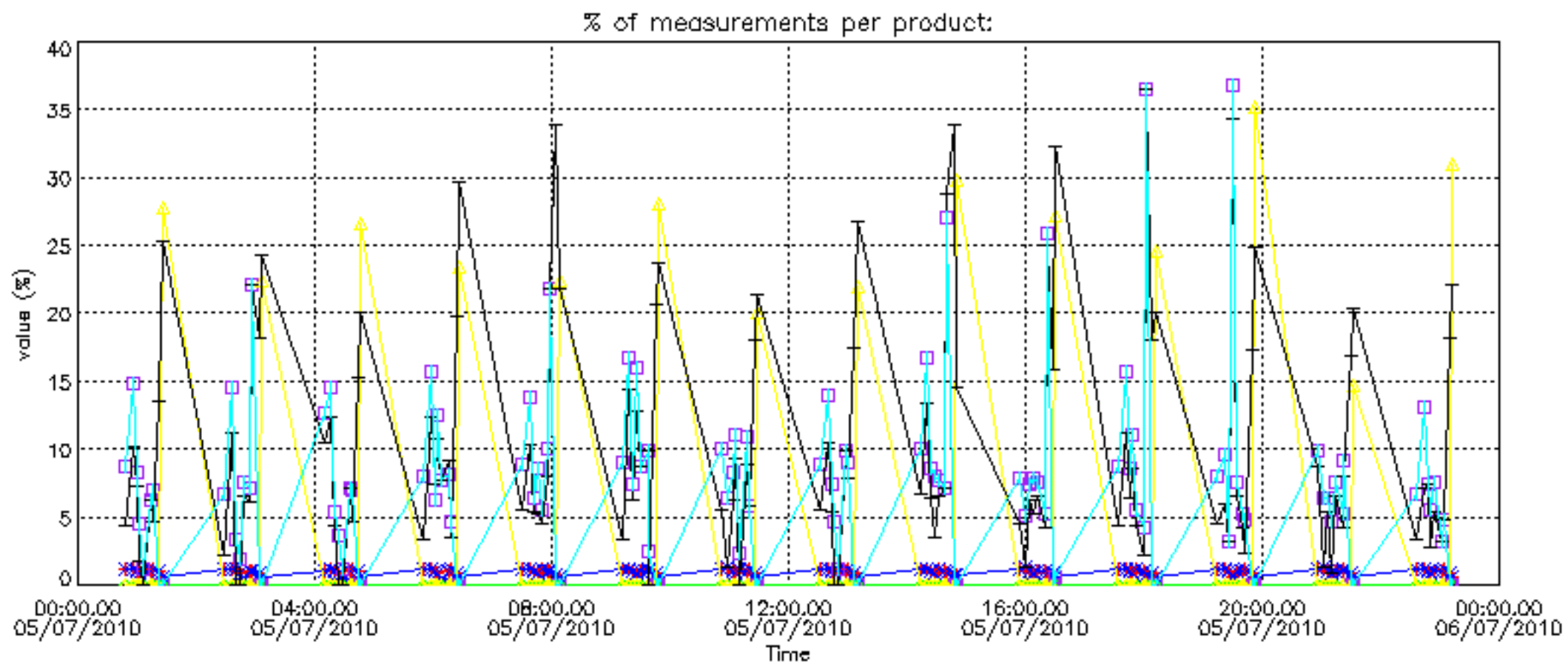
Percentage of flagged data per NO2 profile



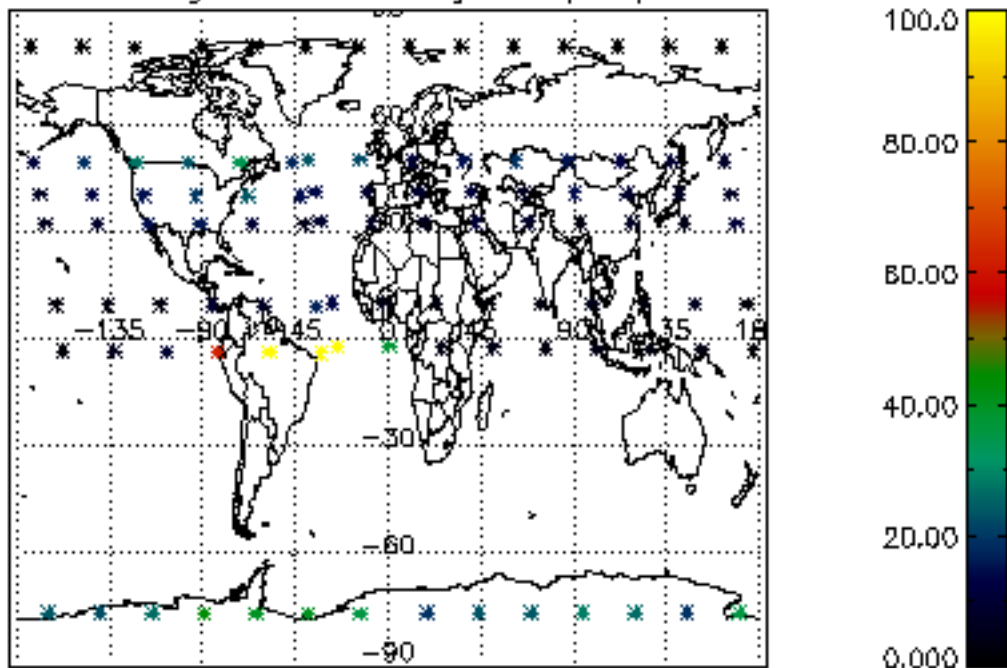
Percentage of flagged data per NO3 profile



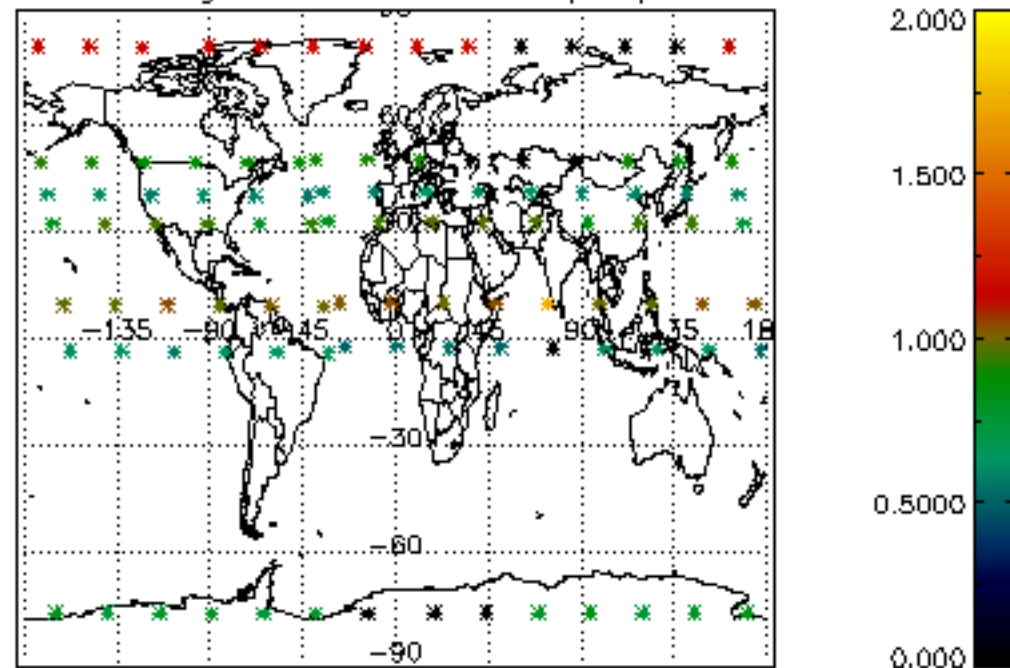




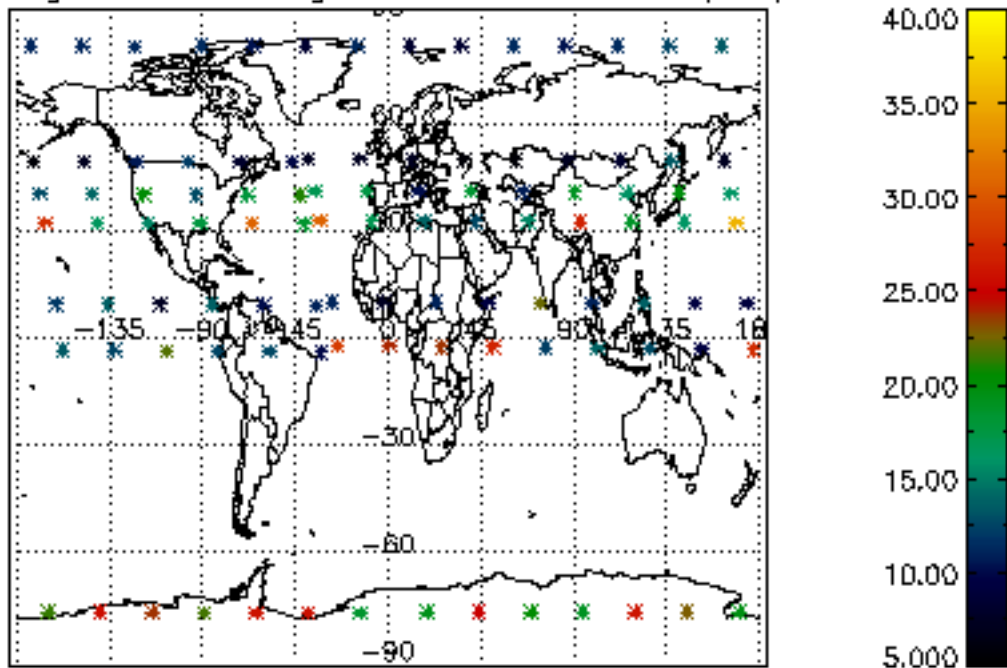
Percentage of cosmic ray hits per profile



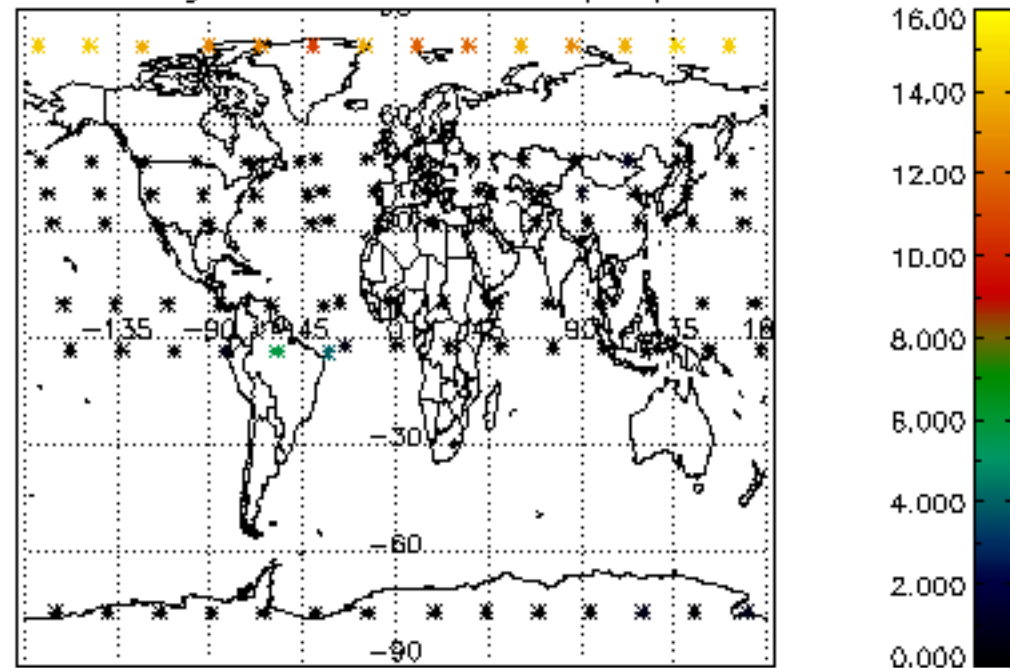
Percentage of datation errors per profile



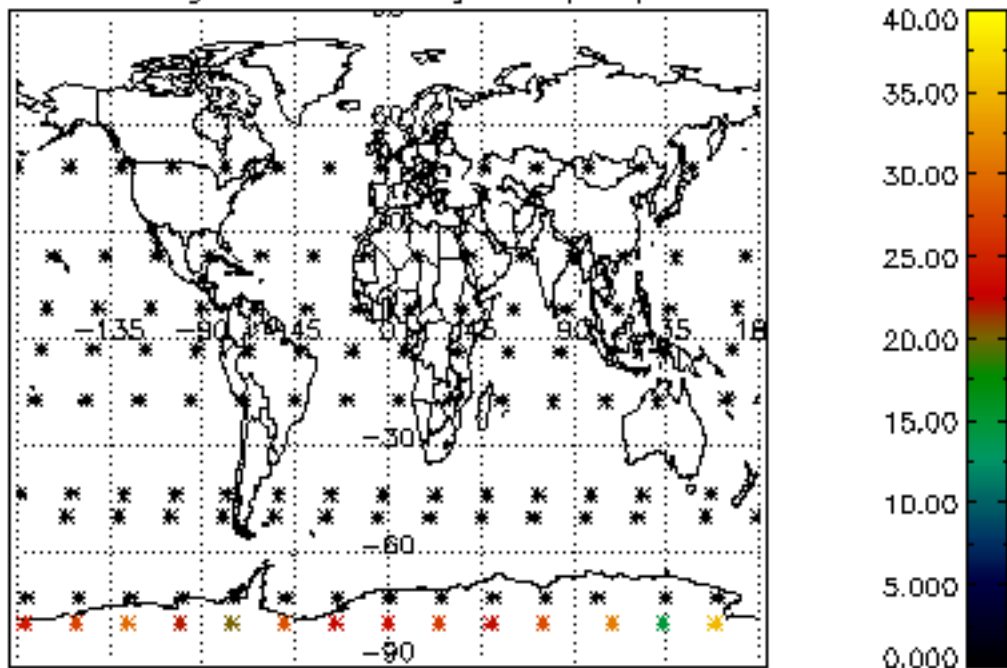
Percentage of star falling outside central band per profile



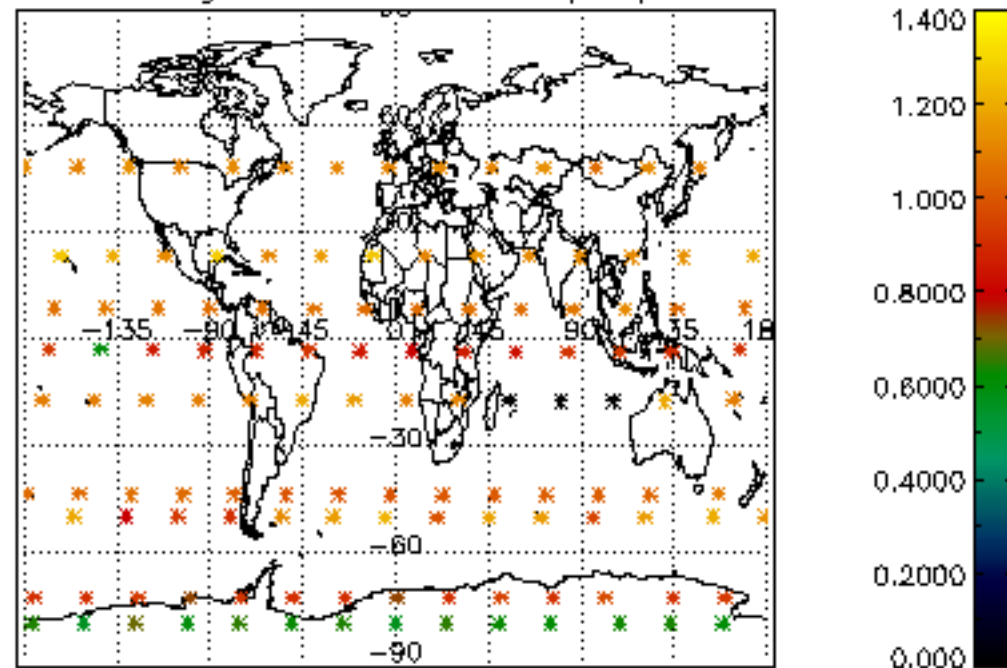
Percentage of saturation errors per profile



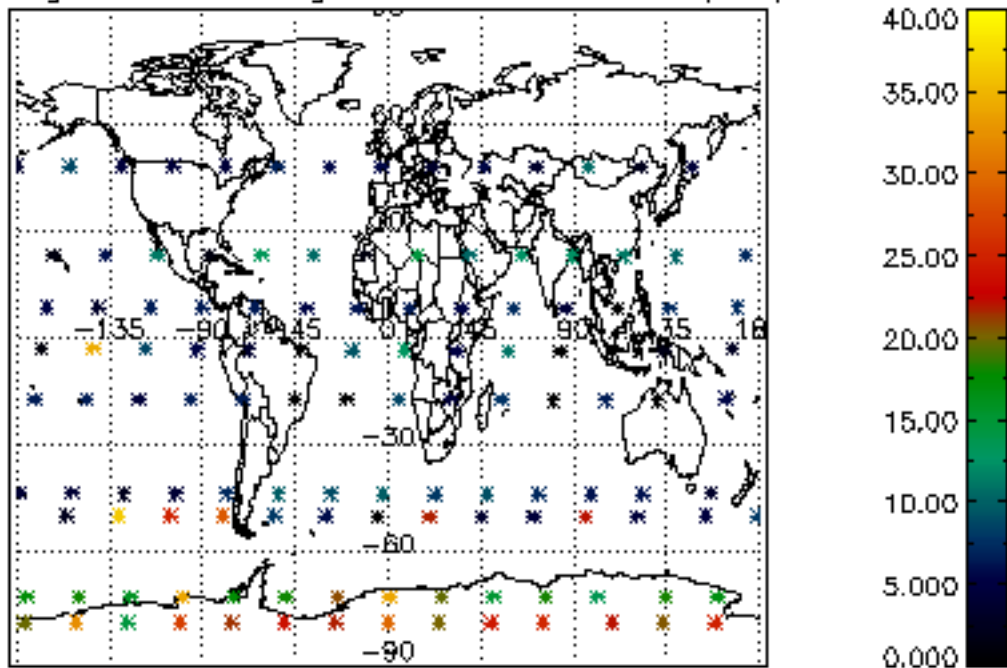
Percentage of cosmic ray hits per profile



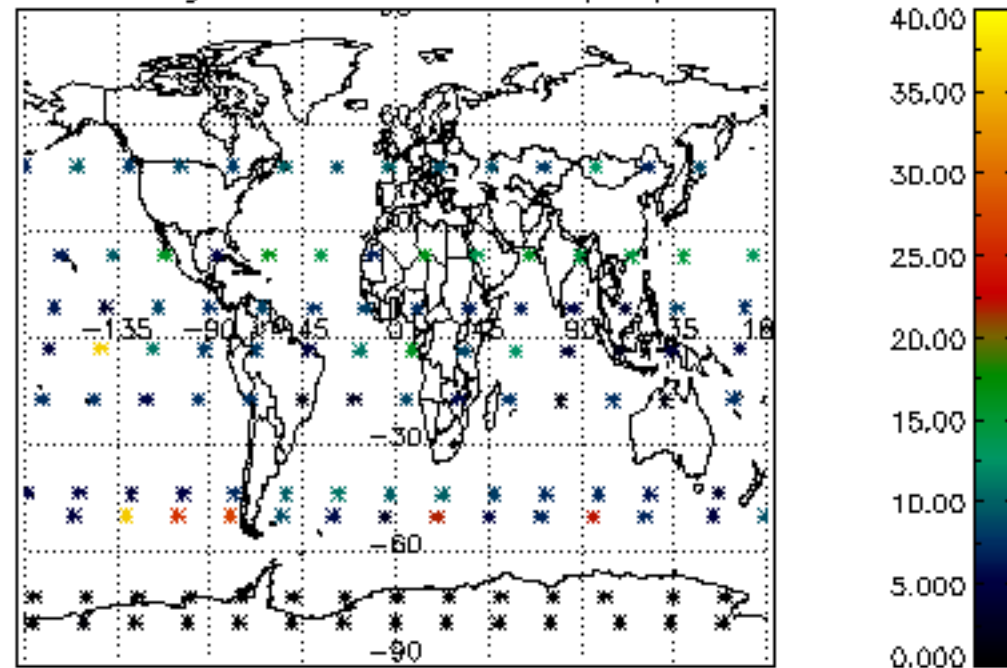
Percentage of datation errors per profile

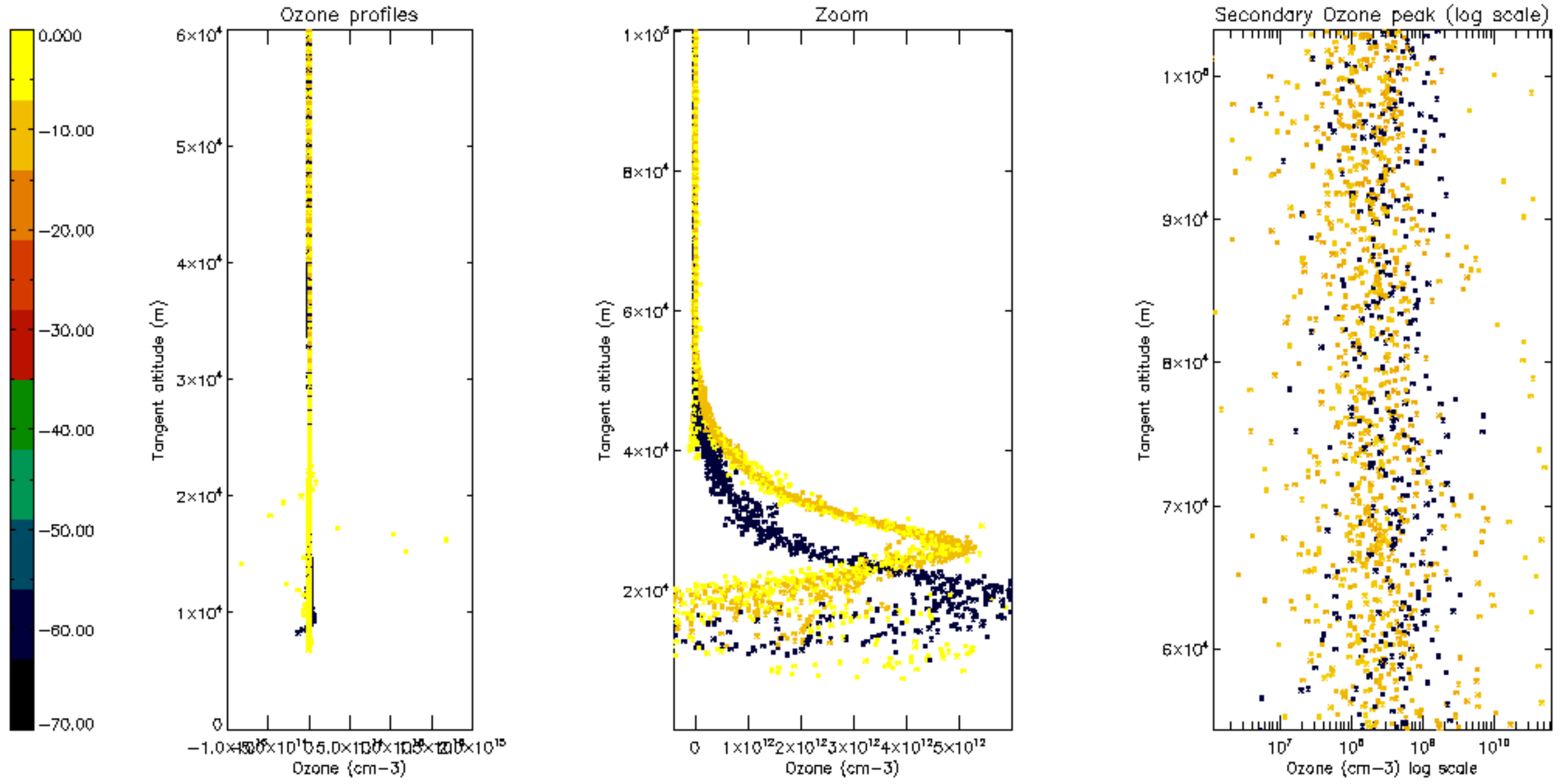


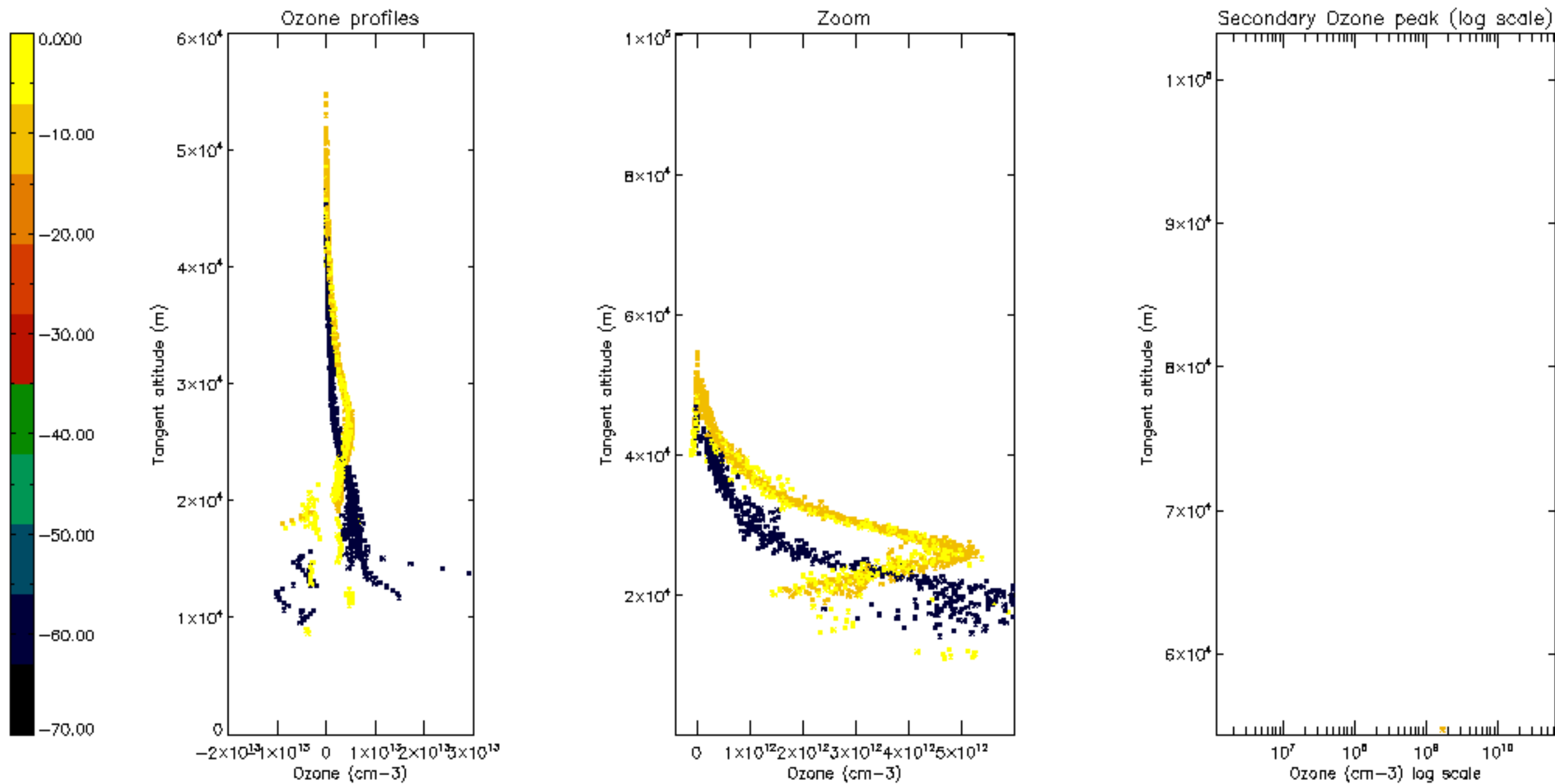
Percentage of star falling outside central band per profile

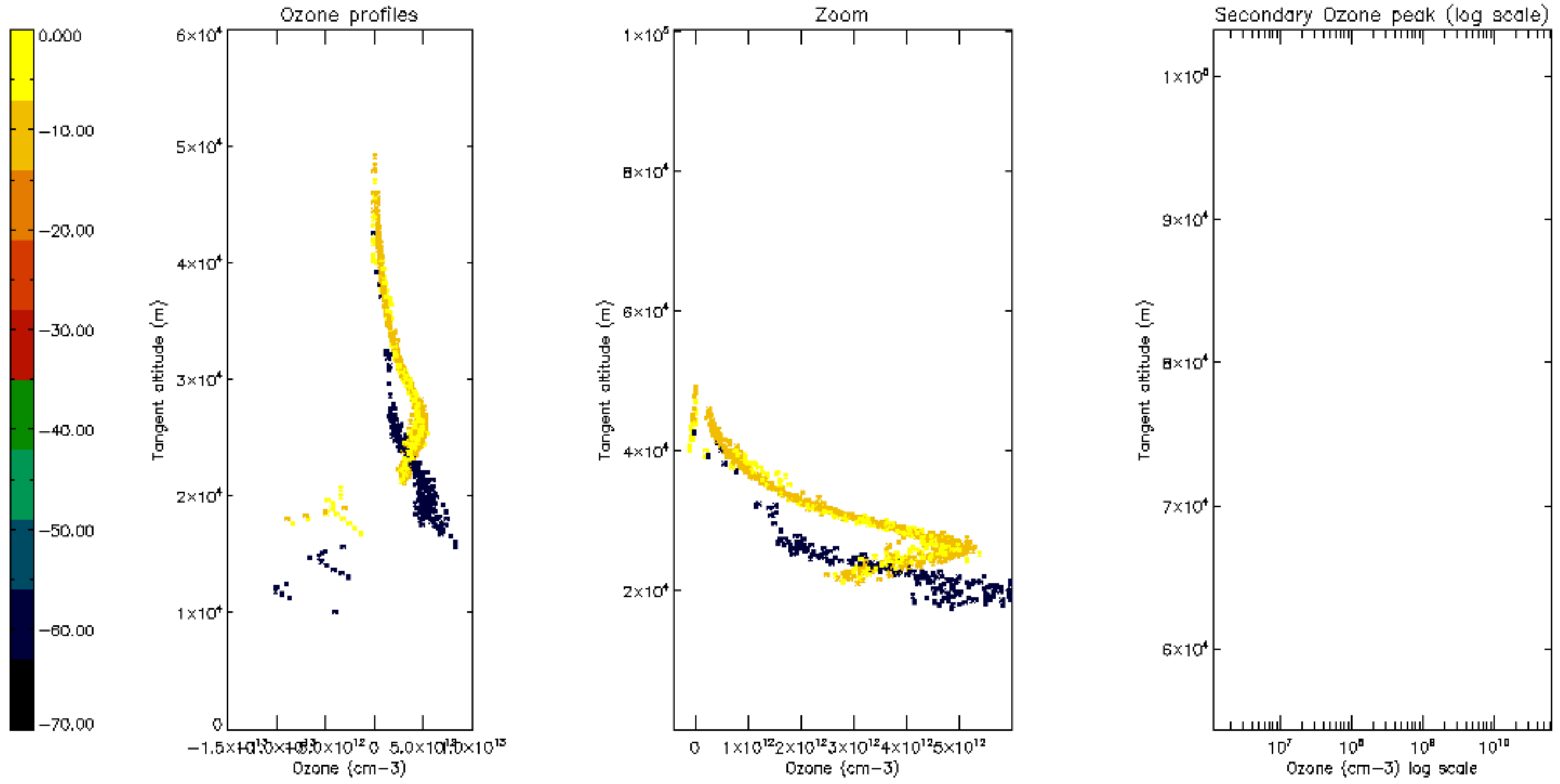


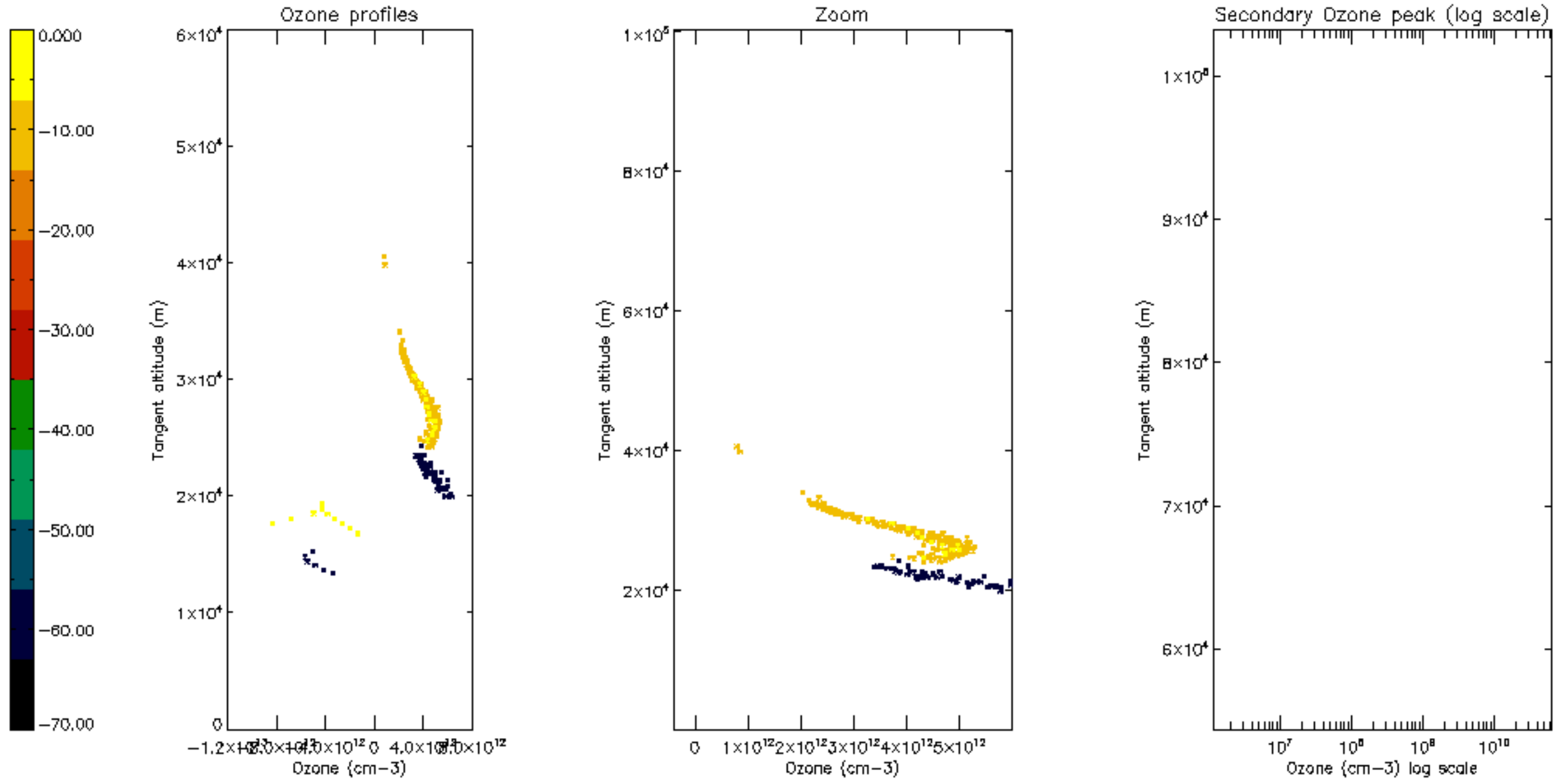
Percentage of saturation errors per profile

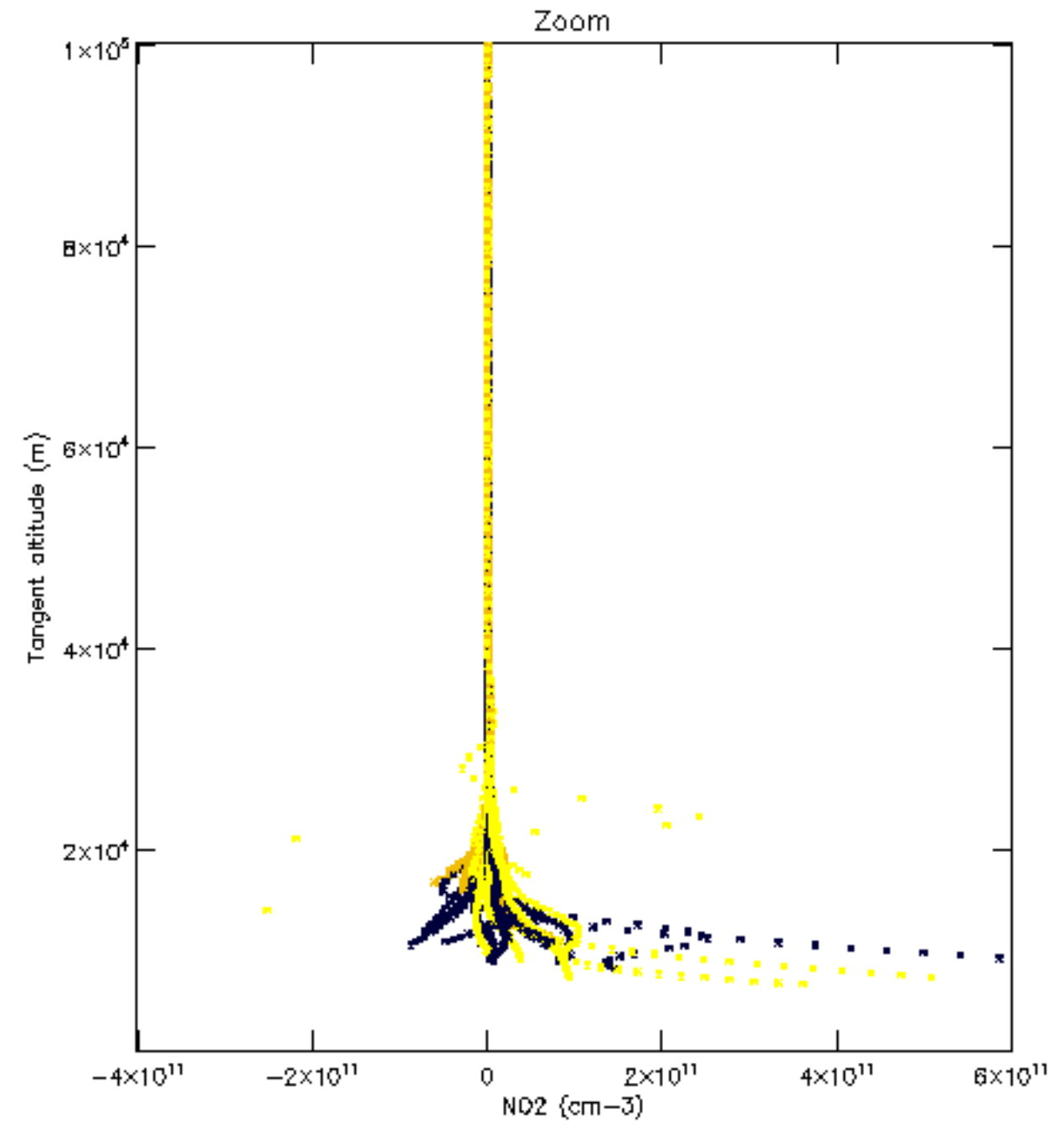
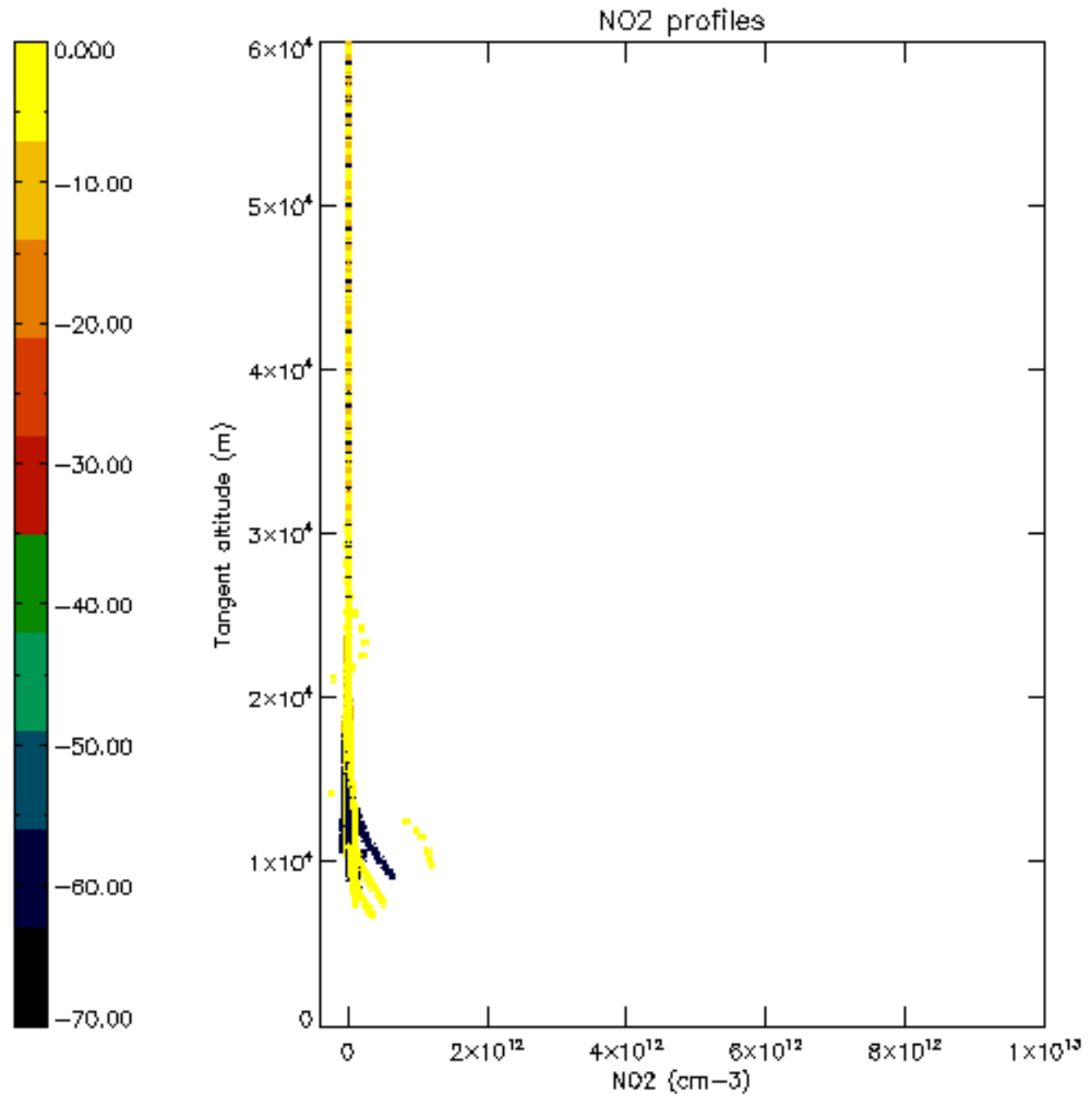


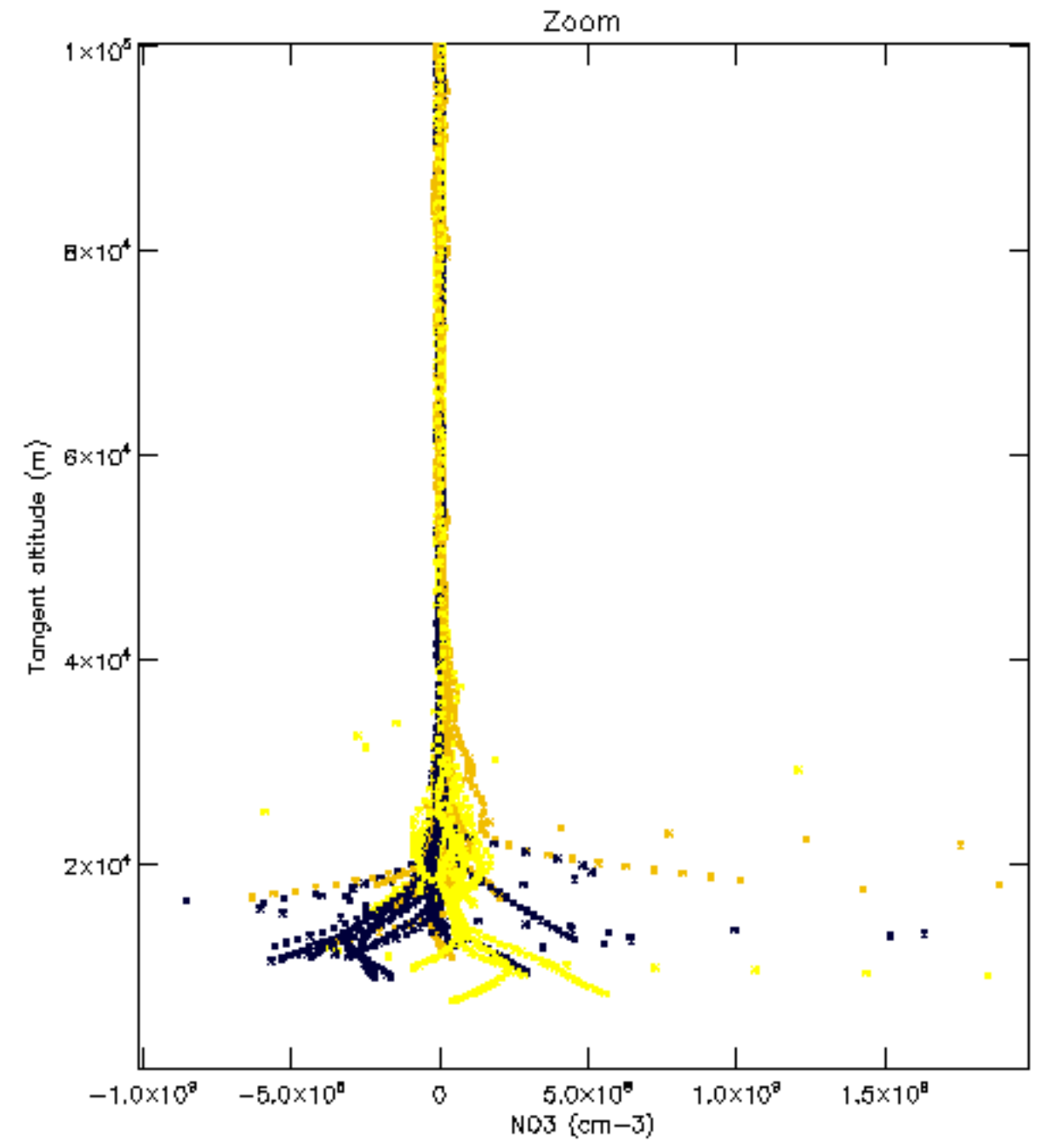
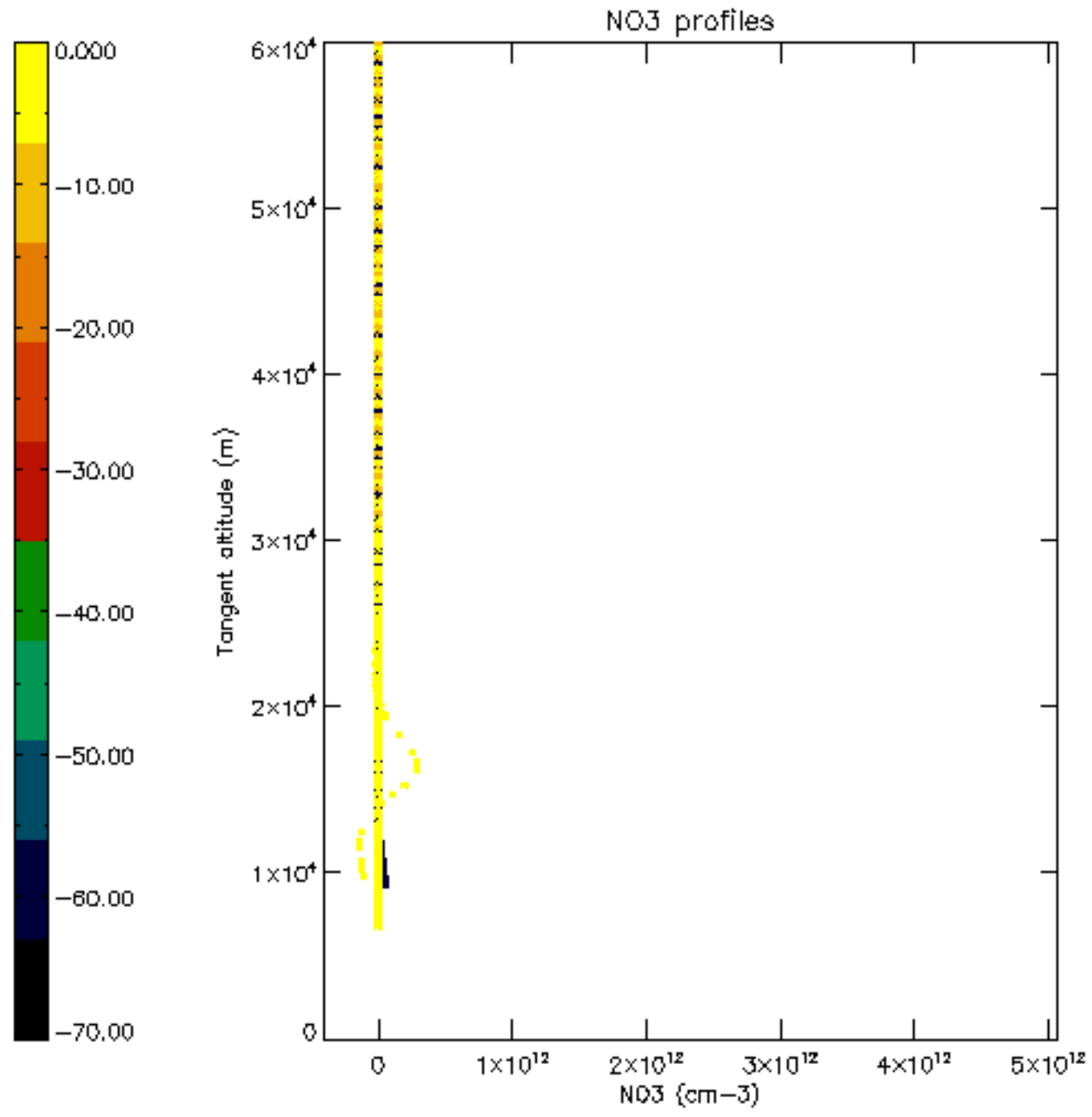


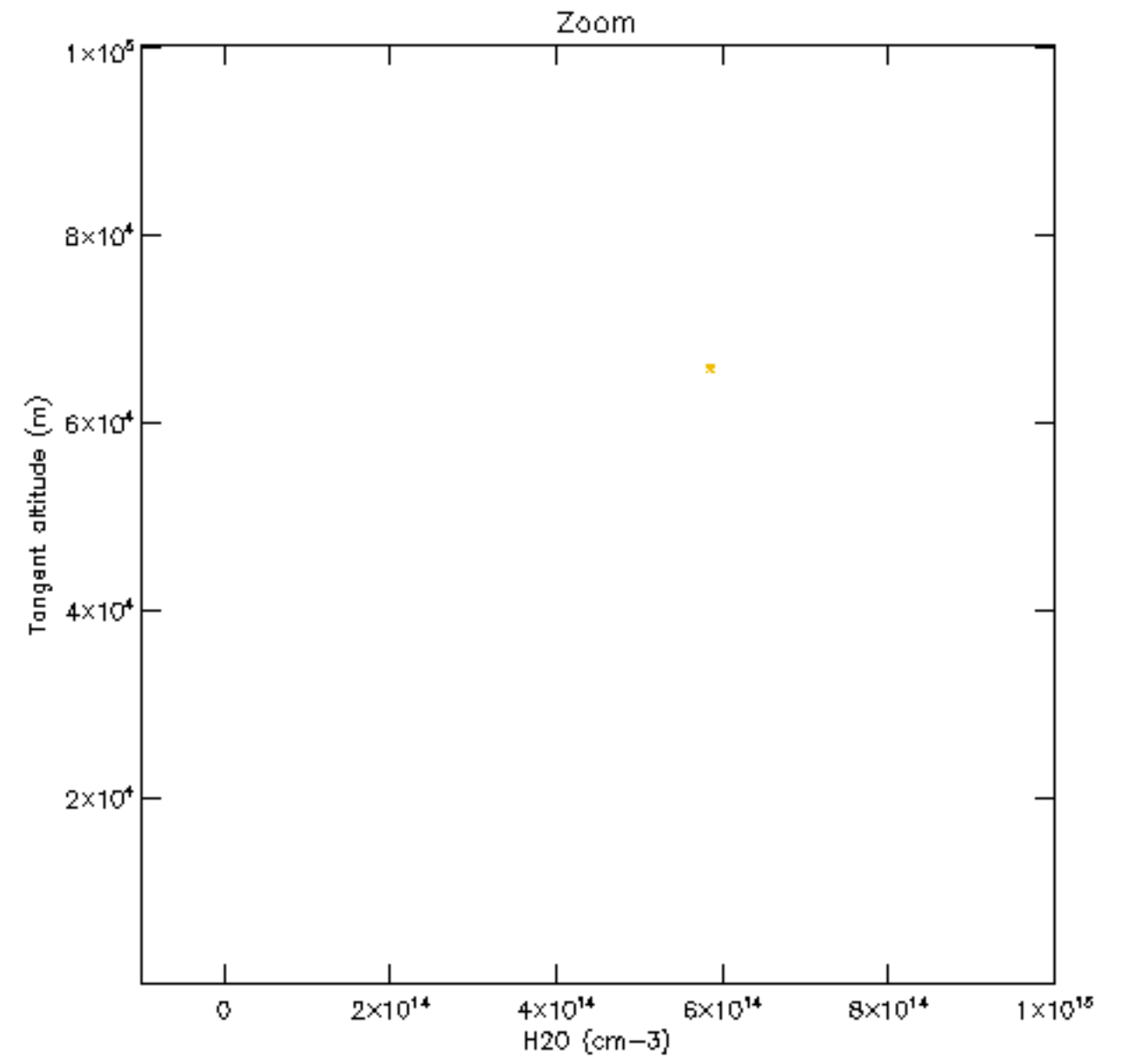
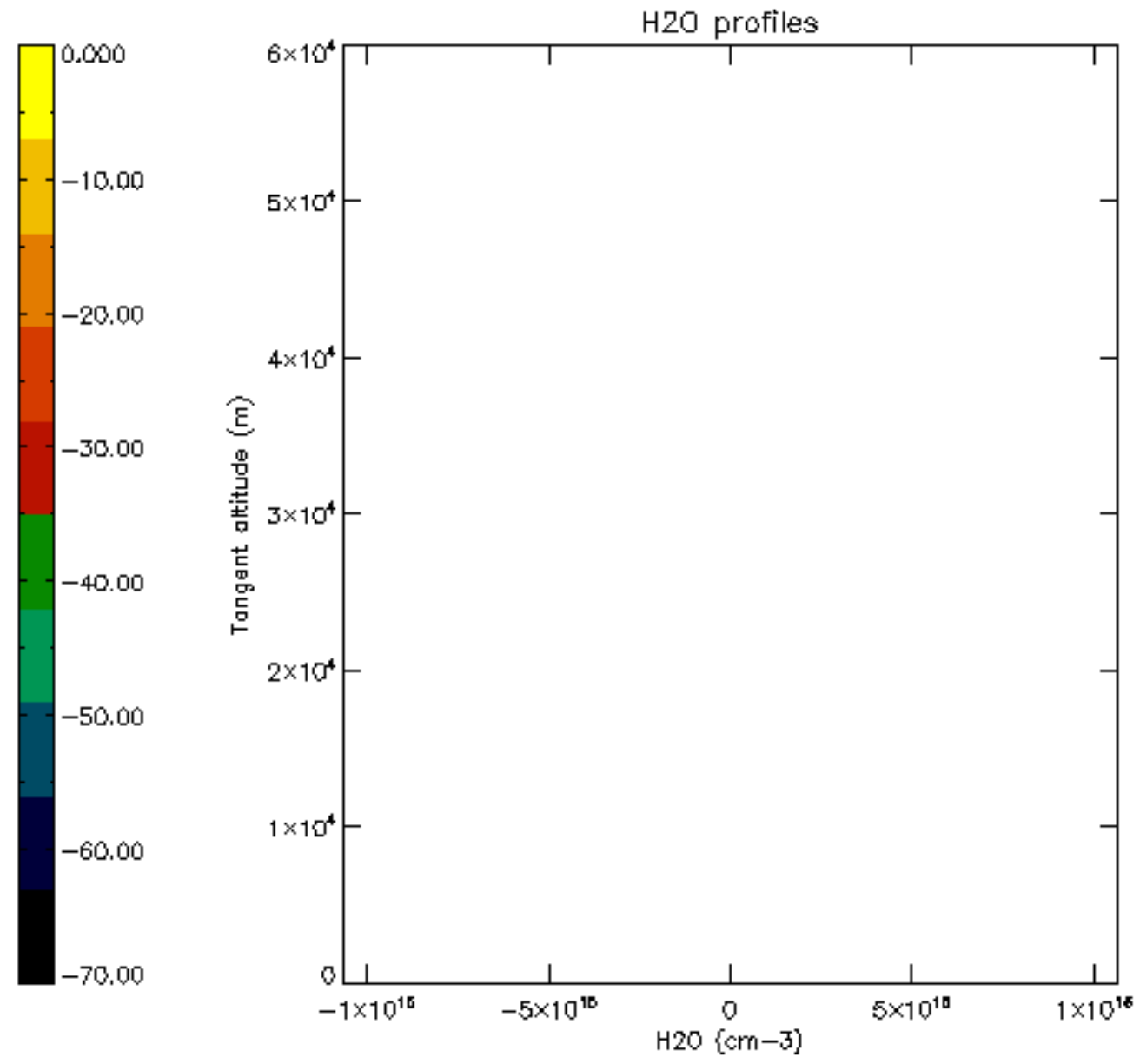


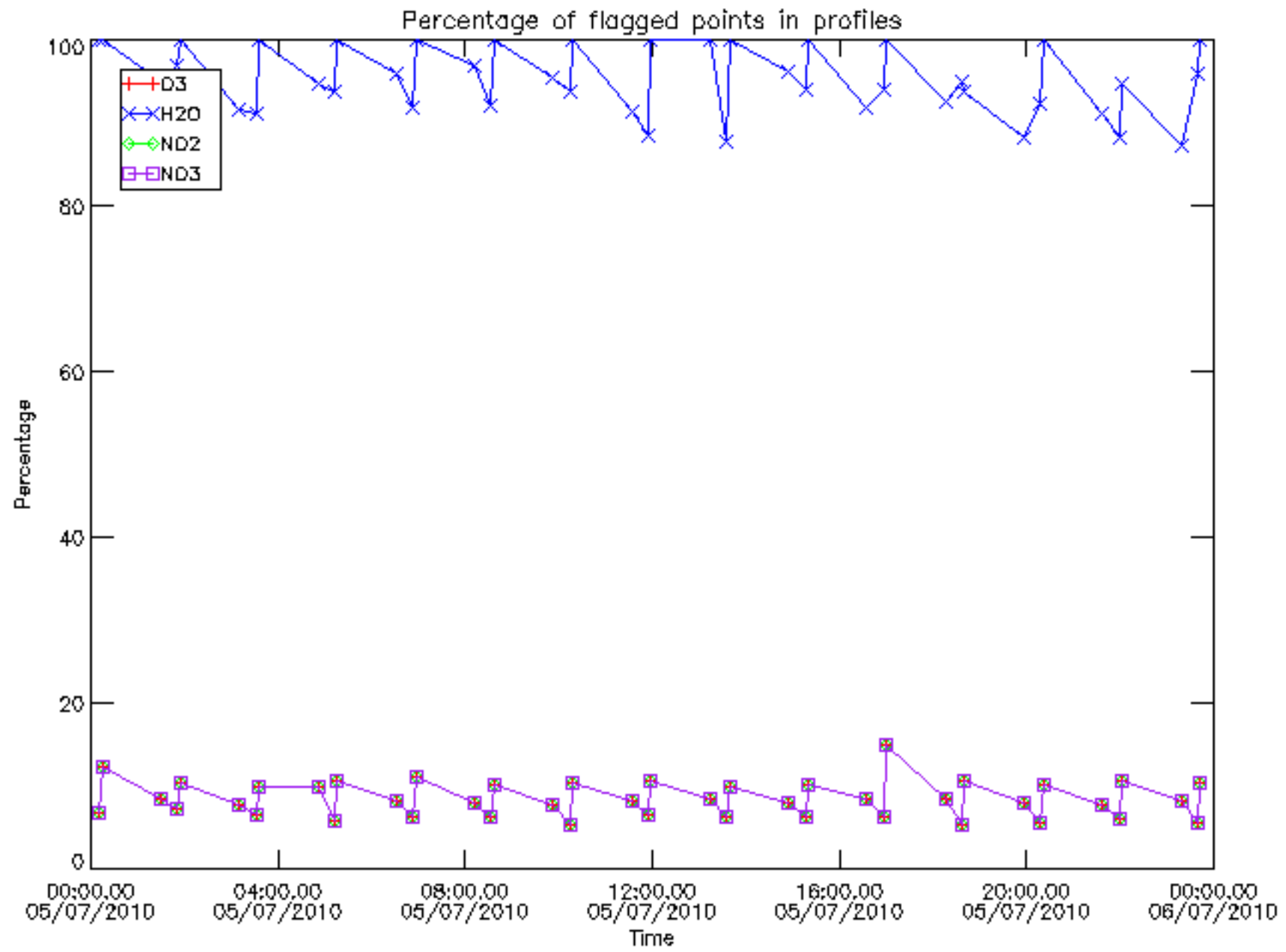




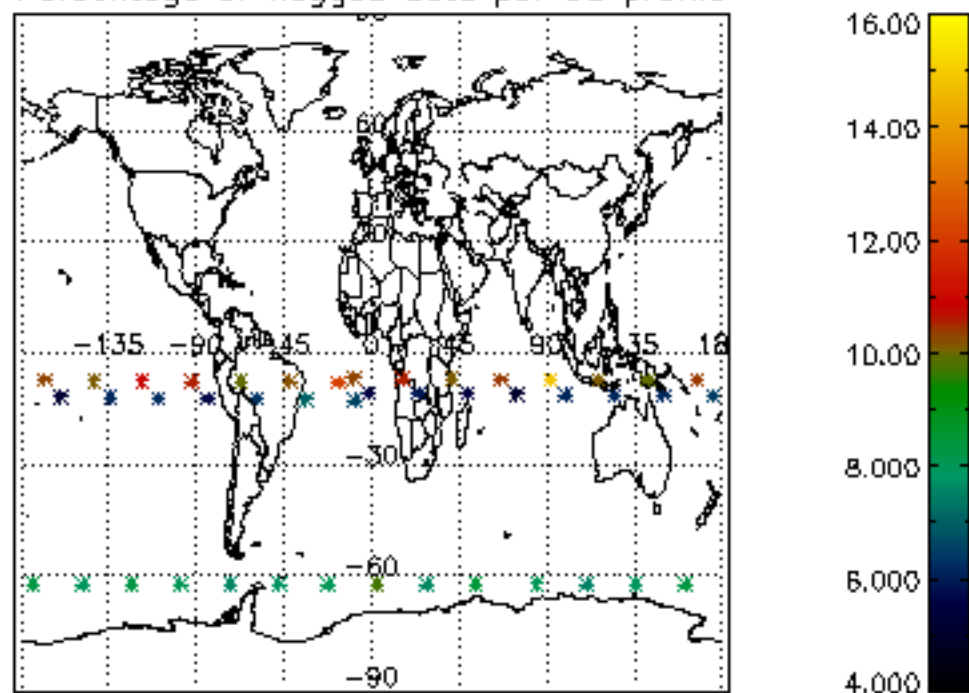




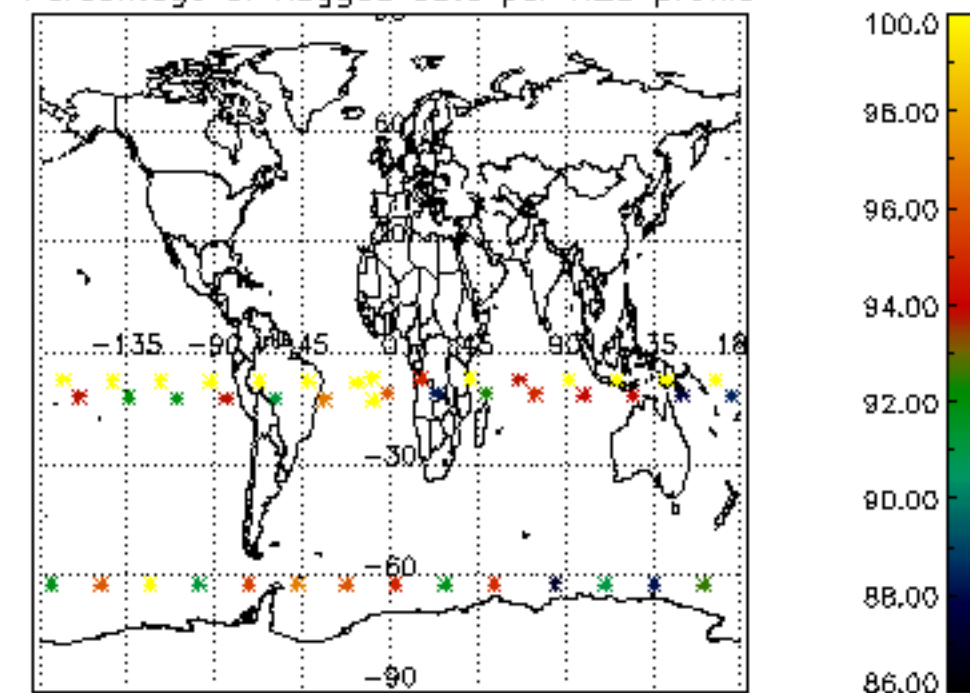




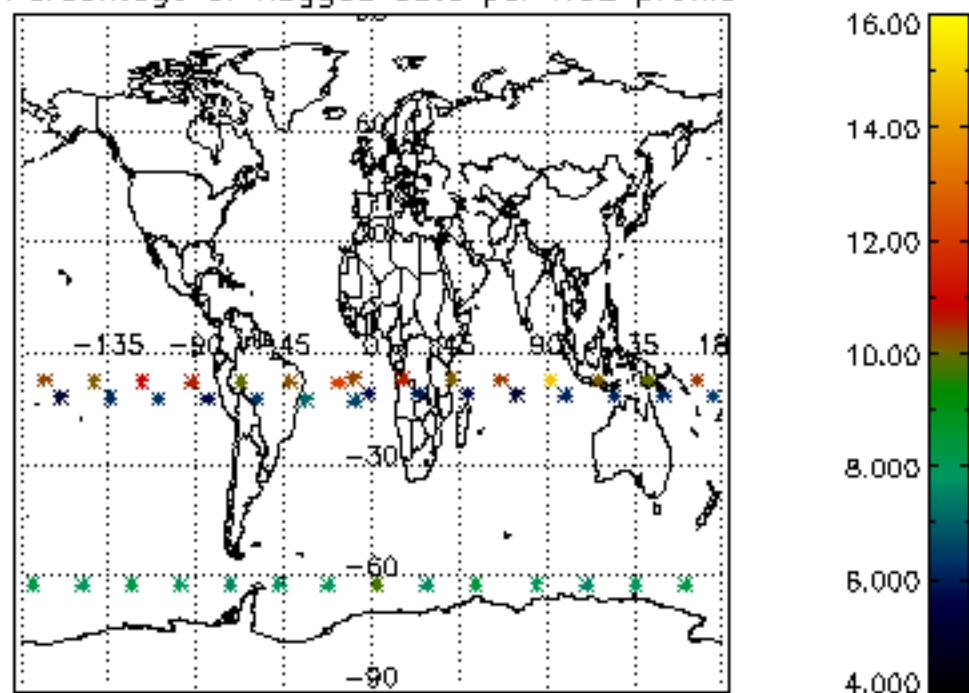
Percentage of flagged data per D3 profile



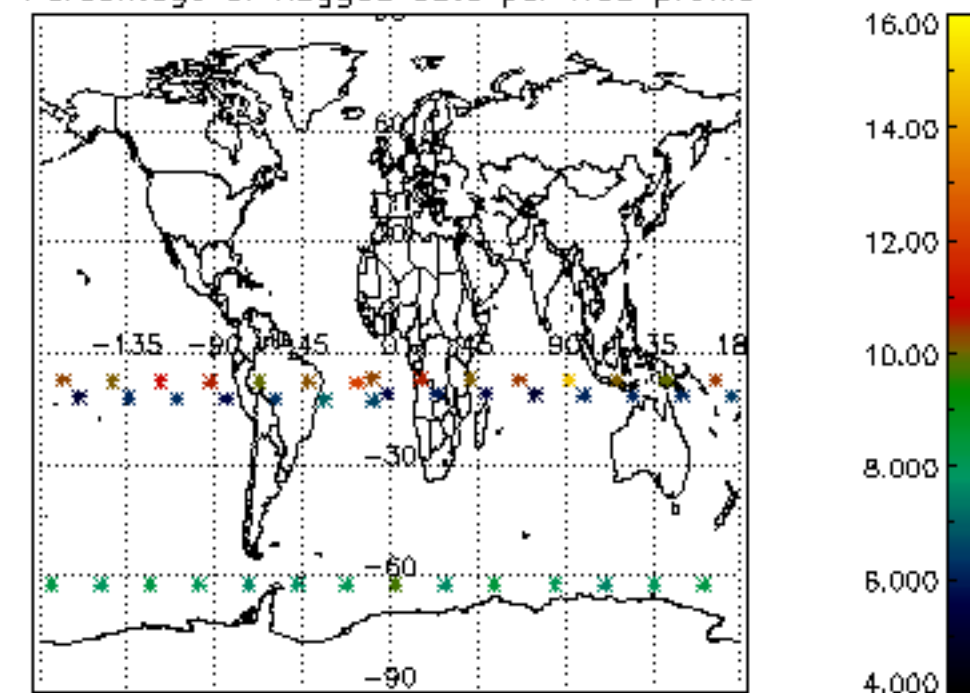
Percentage of flagged data per H2O profile

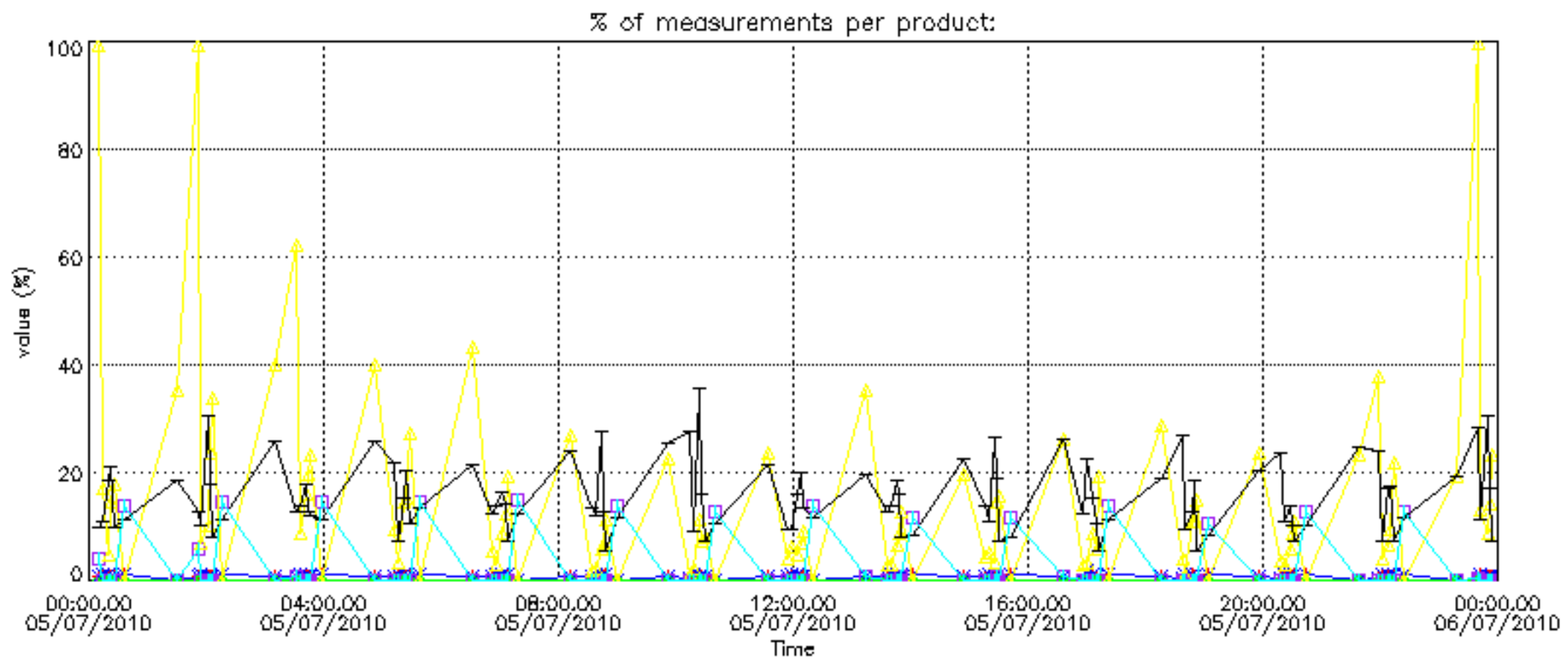


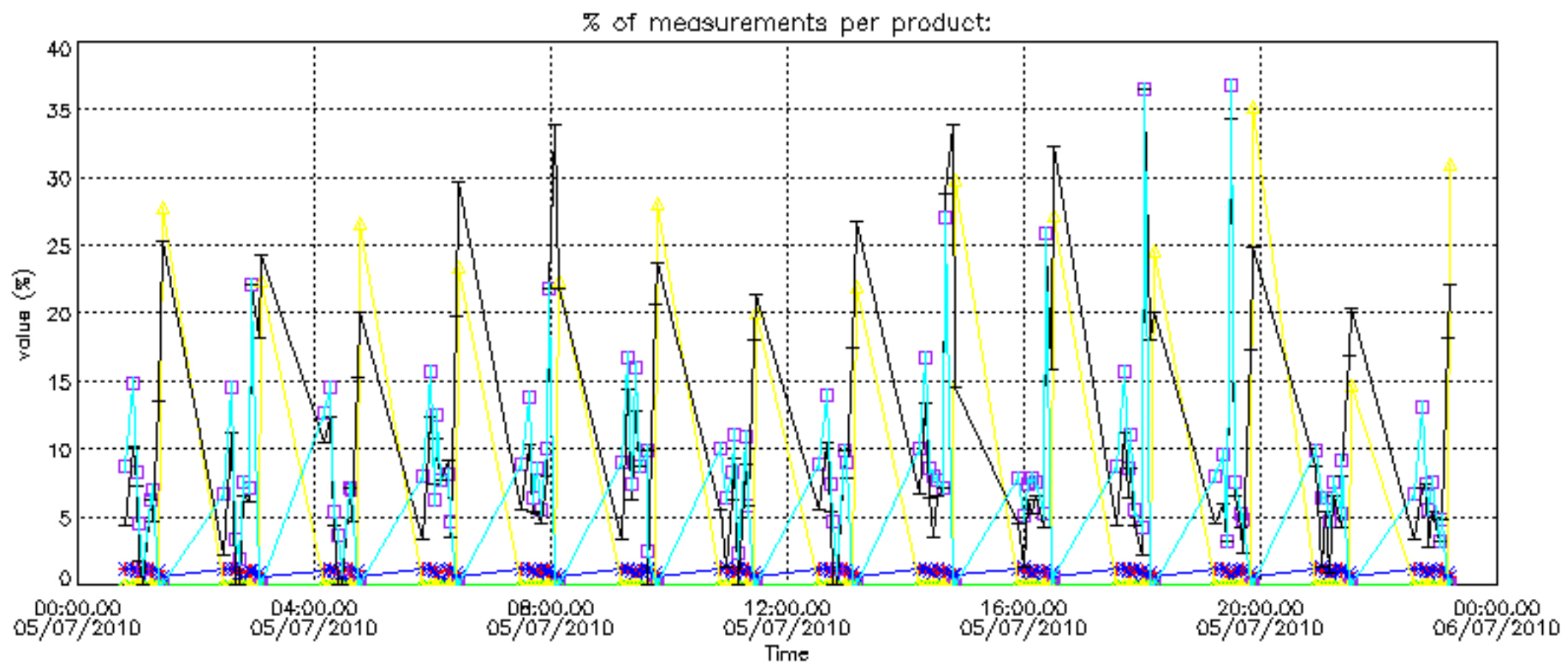
Percentage of flagged data per NO2 profile



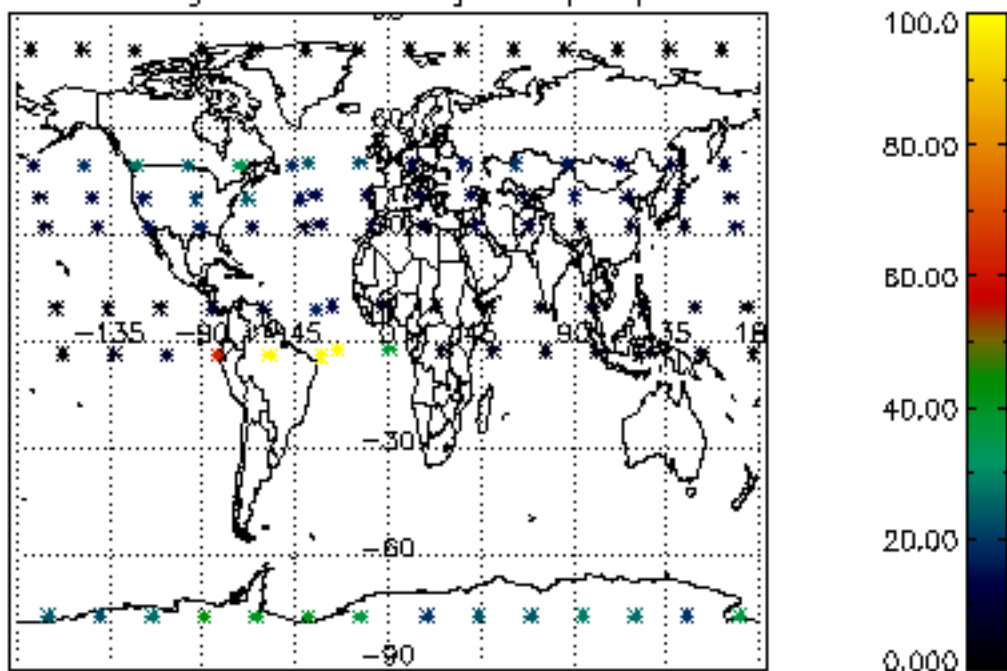
Percentage of flagged data per NO3 profile



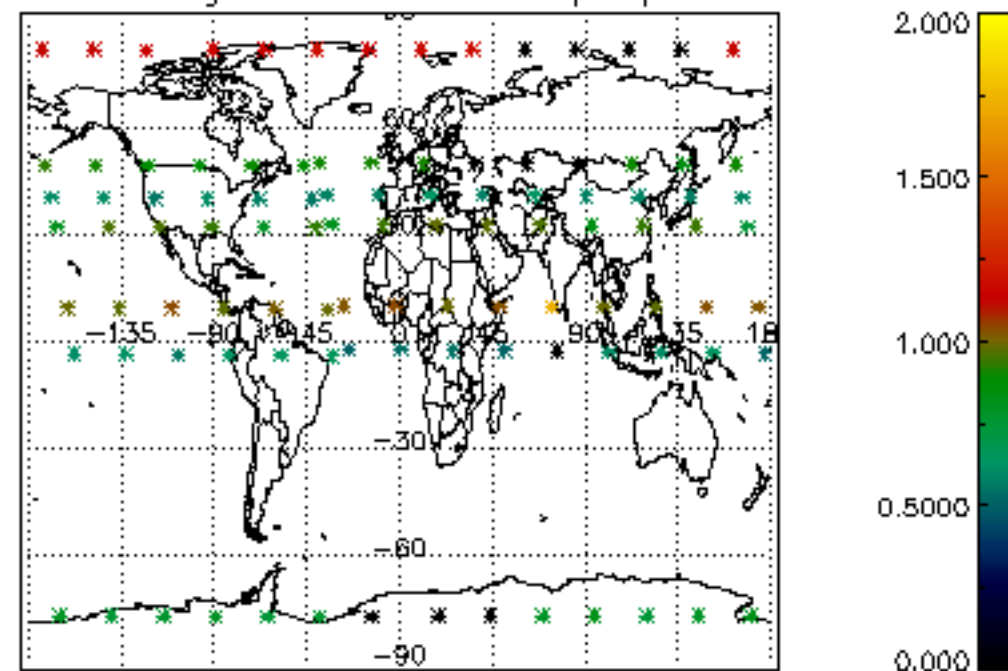




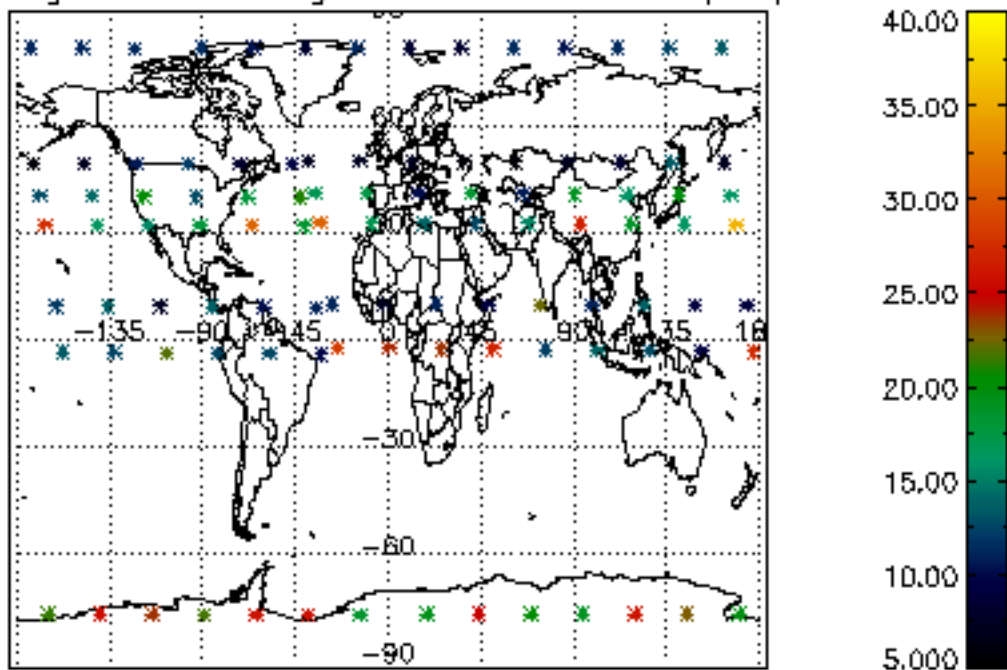
Percentage of cosmic ray hits per profile



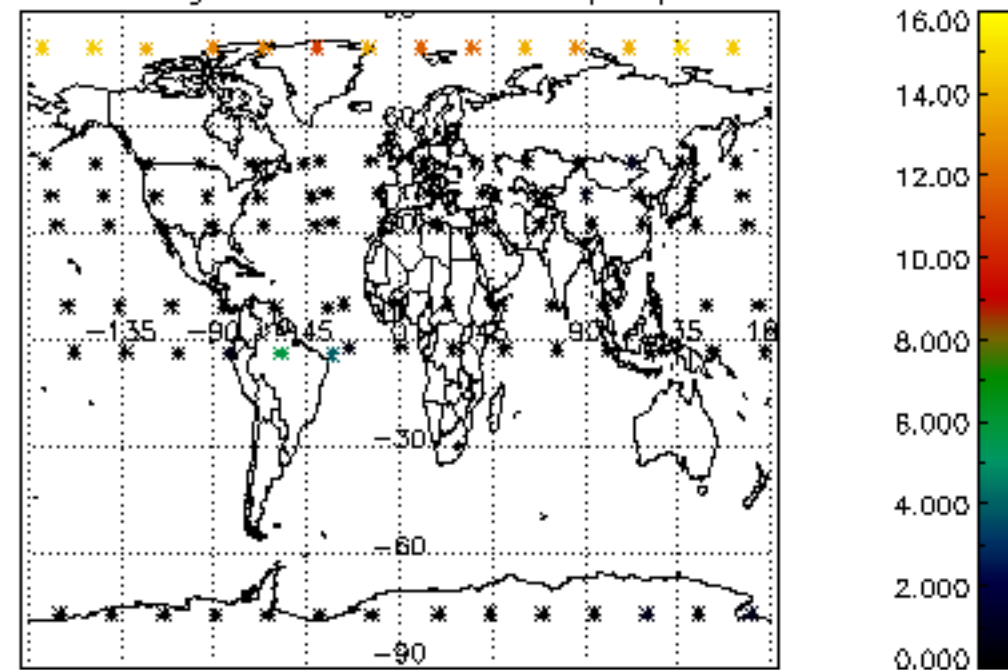
Percentage of datation errors per profile



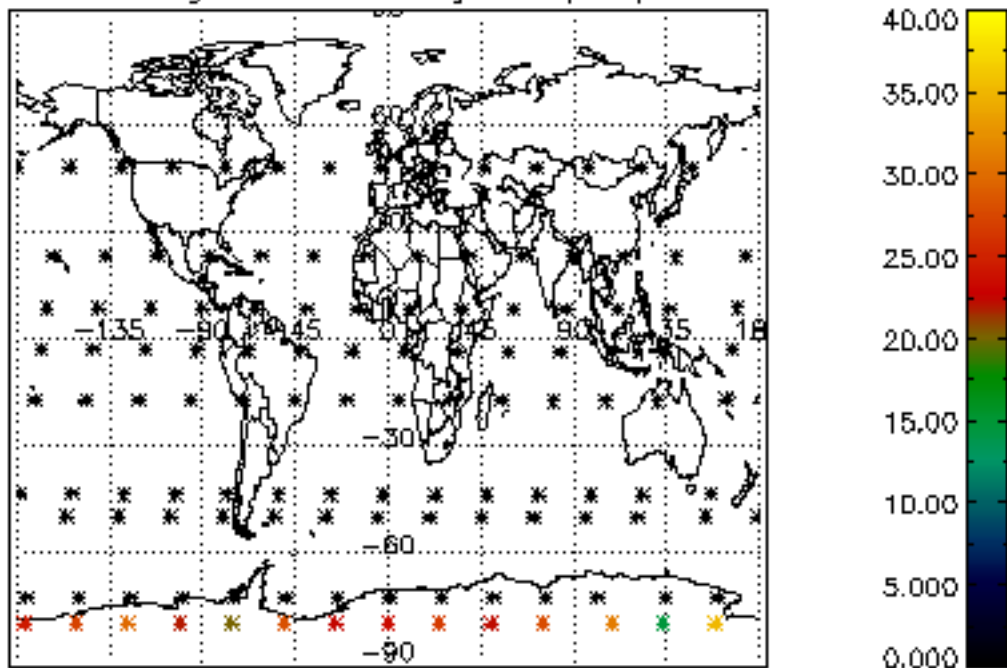
Percentage of star falling outside central band per profile



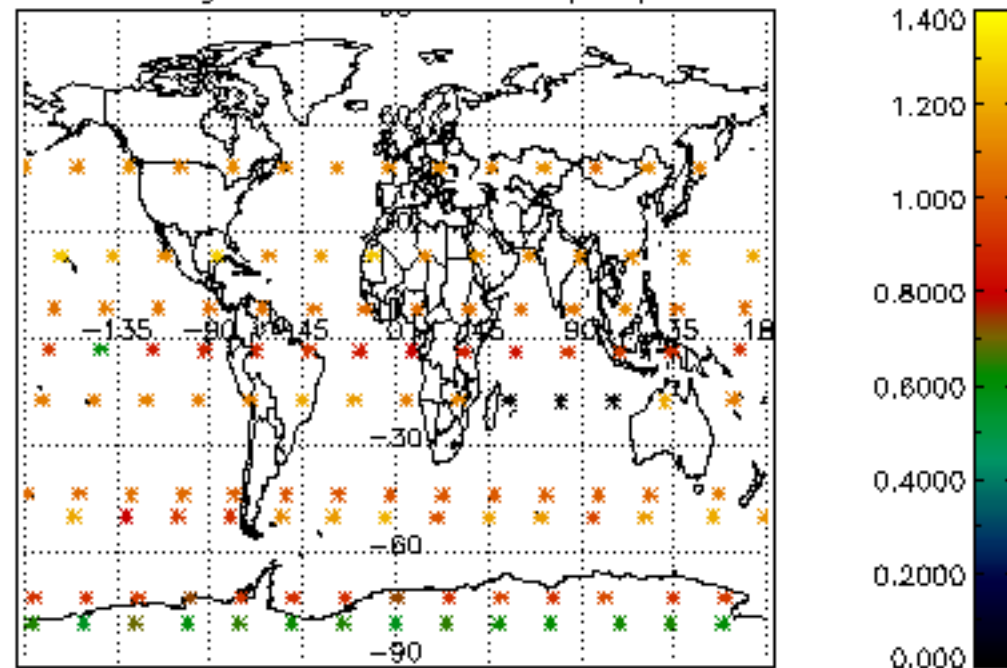
Percentage of saturation errors per profile



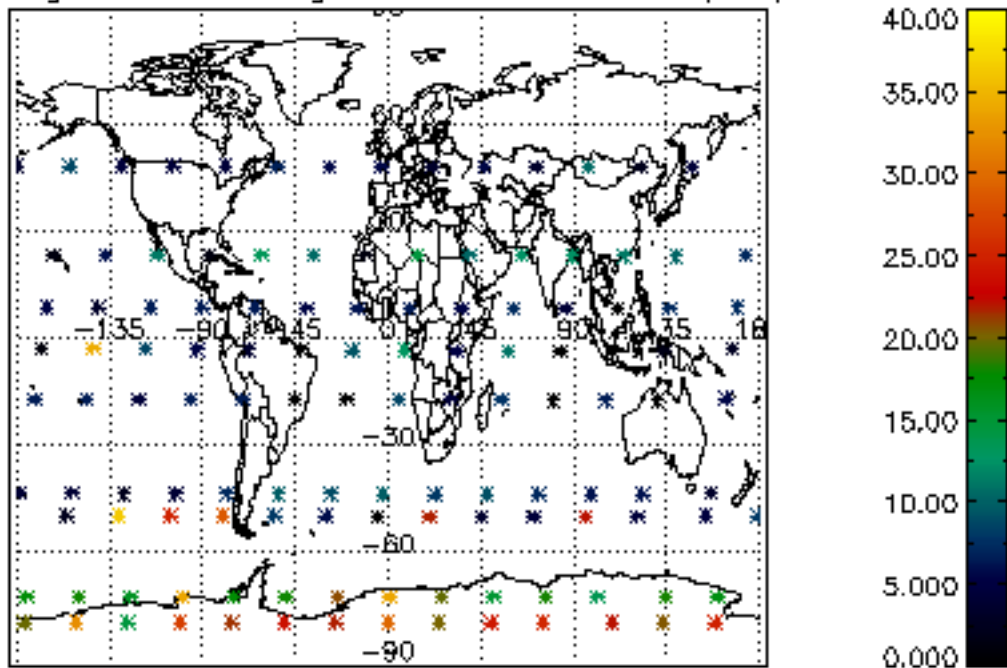
Percentage of cosmic ray hits per profile



Percentage of datation errors per profile



Percentage of star falling outside central band per profile



Percentage of saturation errors per profile

