

GOMOS Level 2 Daily Report

SUMMARY

[1. General Info](#)

[2. Summary of processed GOM_NL_2P products](#)

[3. Level 2 Quality information per product](#)

[3.1 Plot of level 2 quality information per product \(time dependant\)](#)

[3.2 Plot of level 2 quality information per product \(world map\)](#)

[4. Level 1 Quality information per product \(stored on level 2 products\)](#)

[4.1 Plot of level 1 quality information per product \(time dependant\)](#)

[4.1.1 Plot of level 1 quality information per product \(time dependant\): ASCENDING](#)

[4.1.2 Plot of level 1 quality information per product \(time dependant\): DESCENDING](#)

[4.2 Plot of level 1 quality information per product \(world map\)](#)

[4.2.1 Plot of level 1 quality information per product \(world map\): ASCENDING](#)

[4.2.2 Plot of level 1 quality information per product \(world map\): DESCENDING](#)

[5. Ozone profiles based on quality statistics and other trace gas profiles](#)

[5.1 Ozone statistics based on quality of products](#)

[5.2 Plot ozone profiles for all STD \(dark without errors\)](#)

[5.3 Plot ozone profiles where STD < 20% \(dark without errors\)](#)

[5.4. Plot ozone profiles where STD < 10% \(dark without errors\)](#)

[5.5. Plot ozone profiles where STD < 5% \(dark without errors\)](#)

[5.6 Plot NO2 profiles for all STD \(dark without errors\)](#)

[5.7 Plot NO3 profiles for all STD \(dark without errors\)](#)

[5.8 Plot H2O profiles \(only for occultations of stars 1,2,3,4,13,14,16,26,63 dark without errors\) for all STD](#)

[6. Auxiliary Data Files used for the production reported in section 2](#)

This report presents the daily analysis on parameters extracted from GOMOS level 2 data (GOM_NL__2P). It is intended to monitor some important parameters that will impact the quality of these products. A list of level 2 products (and content) that have arrived during the reporting day to the PCF is also given.

Item	Value
Time of report generation	29APR2013 12:40:02
Data source version	GOMOS/6.01
Start time of products	04-07-2010 (04JUL2010 00:00:00)
Stop time of products	05-07-2010 (05JUL2010 00:00:00)
Store outputs in DB	Yes
Nb of level 2 prods	227
Nb of prods with errors	0

2. Summary of processed GOM_NL__2P products.

Nr	Filename	UTC Start time	Limb	Duration	Star Id	Star Name	Star Mag	Star Temp	Nb Meas	Orbit	Prod. error
1	GOM_NL__2PRFIN20100704_000517_000000712090_00474_43614_7614.N1	04-JUL-2010 00:05:17	Bright	71.000	74	11Bet Cas	2.2680	6600.0	142	43614	No
2	GOM_NL__2PRFIN20100704_000658_000000622090_00474_43614_7615.N1	04-JUL-2010 00:06:58	Bright	61.500	110	37Del Cas	2.6780	8900.0	123	43614	No
3	GOM_NL__2PRFIN20100704_001337_000000542090_00474_43614_7616.N1	04-JUL-2010 00:13:37	Bright	53.500	73	57Gam1And	2.2600	13100.	107	43614	No
4	GOM_NL__2PRFIN20100704_001612_000000732090_00474_43614_7617.N1	04-JUL-2010 00:16:12	Twilight	72.500	53	43Bet And	2.0480	3300.0	145	43614	No
5	GOM_NL__2PRFIN20100704_002046_000000592090_00474_43614_7618.N1	04-JUL-2010 00:20:46	Dark	58.500	50	13Alp Ari	2.0070	4250.0	117	43614	No
6	GOM_NL__2PRFIN20100704_004133_000000762090_00474_43614_7619.N1	04-JUL-2010 00:41:33	Dark	75.500	52	16Bet Cet	2.0370	4500.0	151	43614	No
7	GOM_NL__2PRFIN20100704_004528_000000492090_00475_43615_7617.N1	04-JUL-2010 00:45:28	Dark	49.000	84	Alp Phe	2.3970	4500.0	98	43615	No
8	GOM_NL__2PRFIN20100704_005154_000000502090_00475_43615_7618.N1	04-JUL-2010 00:51:54	Straylight	50.000	63	Bet Gru	2.1500	2800.0	100	43615	No
9	GOM_NL__2PRFIN20100704_005358_000000952090_00475_43615_7619.N1	04-JUL-2010 00:53:58	Straylight	95.000	18	24Alp PsA	1.1660	9700.0	190	43615	No
10	GOM_NL__2PRFIN20100704_005647_000000572090_00475_43615_7620.N1	04-JUL-2010 00:56:47	Straylight	56.500	172	Gam Gru	3.0030	13100.	113	43615	No
11	GOM_NL__2PRFIN20100704_010757_000000462090_00475_43615_7621.N1	04-JUL-2010 01:07:57	Bright	45.500	155	41Pi Sgr	2.9000	6600.0	91	43615	No
12	GOM_NL__2PRFIN20100704_012001_000000462090_00475_43615_7622.N1	04-JUL-2010 01:20:01	Bright	45.500	168	17Zet Aql	2.9860	11000.	91	43615	No
13	GOM_NL__2PRFIN20100704_012702_000000432090_00475_43615_7623.N1	04-JUL-2010 01:27:02	Bright	42.500	5	3Alp Lyr	0.033000	11000.	85	43615	No
14	GOM_NL__2PRFIN20100704_013118_000000482090_00475_43615_7624.N1	04-JUL-2010 01:31:18	Bright	48.000	144	18Del Cyg	2.8600	11000.	96	43615	No
15	GOM_NL__2PRFIN20100704_013444_000000622090_00475_43615_7625.N1	04-JUL-2010 01:34:44	Bright	62.000	19	50Alp Cyg	1.2460	10500.	124	43615	No
16	GOM_NL__2PRFIN20100704_013826_000000442090_00475_43615_7626.N1	04-JUL-2010 01:38:26	Bright	43.500	89	5Alp Cep	2.4510	8000.0	87	43615	No
17	GOM_NL__2PRFIN20100704_014553_000000492090_00475_43615_7627.N1	04-JUL-2010 01:45:53	Bright	48.500	74	11Bet Cas	2.2680	6600.0	97	43615	No
18	GOM_NL__2PRFIN20100704_014734_000000432090_00475_43615_7628.N1	04-JUL-2010 01:47:34	Bright	42.500	110	37Del Cas	2.6780	8900.0	85	43615	No
19	GOM_NL__2PRFIN20100704_015413_000000552090_00475_43615_7629.N1	04-JUL-2010 01:54:13	Bright	55.000	73	57Gam1And	2.2600	13100.	110	43615	No
20	GOM_NL__2PRFIN20100704_015648_000000742090_00475_43615_7630.N1	04-JUL-2010 01:56:48	Twilight	73.500	53	43Bet And	2.0480	3300.0	147	43615	No
21	GOM_NL__2PRFIN20100704_020123_000000622090_00475_43615_7631.N1	04-JUL-2010 02:01:23	Dark	61.500	50	13Alp Ari	2.0070	4250.0	123	43615	No
22	GOM_NL__2PRFIN20100704_022211_000000932090_00475_43615_7632.N1	04-JUL-2010 02:22:11	Dark	93.000	52	16Bet Cet	2.0370	4500.0	186	43615	No
23	GOM_NL__2PRFIN20100704_022605_000000482090_00476_43616_7629.N1	04-JUL-2010 02:26:05	Dark	48.000	84	Alp Phe	2.3970	4500.0	96	43616	No
24	GOM_NL__2PRFIN20100704_023231_000000542090_00476_43616_7630.N1	04-JUL-2010 02:32:31	Straylight	54.000	63	Bet Gru	2.1500	2800.0	108	43616	No
25	GOM_NL__2PRFIN20100704_023435_000000882090_00476_43616_7631.N1	04-JUL-2010 02:34:35	Straylight	88.000	18	24Alp PsA	1.1660	9700.0	176	43616	No
26	GOM_NL__2PRFIN20100704_023724_000000552090_00476_43616_7632.N1	04-JUL-2010 02:37:24	Straylight	55.000	172	Gam Gru	3.0030	13100.	110	43616	No
27	GOM_NL__2PRFIN20100704_024833_000000452090_00476_43616_7633.N1	04-JUL-2010 02:48:33	Bright	44.500	155	41Pi Sgr	2.9000	6600.0	89	43616	No
28	GOM_NL__2PRFIN20100704_030037_000000472090_00476_43616_7634.N1	04-JUL-2010 03:00:37	Bright	46.500	168	17Zet Aql	2.9860	11000.	93	43616	No
29	GOM_NL__2PRFIN20100704_030738_000000462090_00476_43616_7635.N1	04-JUL-2010 03:07:38	Bright	45.500	5	3Alp Lyr	0.033000	11000.	91	43616	No
30	GOM_NL__2PRFIN20100704_031153_000000472090_00476_43616_7636.N1	04-JUL-2010 03:11:53	Bright	47.000	144	18Del Cyg	2.8600	11000.	94	43616	No
31	GOM_NL__2PRFIN20100704_031519_000000622090_00476_43616_7637.N1	04-JUL-2010 03:15:19	Bright	62.000	19	50Alp Cyg	1.2460	10500.	124	43616	No
32	GOM_NL__2PRFIN20100704_031901_000000472090_00476_43616_7638.N1	04-JUL-2010 03:19:01	Bright	47.000	89	5Alp Cep	2.4510	8000.0	94	43616	No
33	GOM_NL__2PRFIN20100704_032628_000000492090_00476_43616_7639.N1	04-JUL-2010 03:26:28	Bright	49.000	74	11Bet Cas	2.2680	6600.0	98	43616	No
34	GOM_NL__2PRFIN20100704_032809_000000502090_00476_43616_7640.N1	04-JUL-2010 03:28:09	Bright	49.500	110	37Del Cas	2.6780	8900.0	99	43616	No
35	GOM_NL__2PRFIN20100704_033448_000000542090_00476_43616_7641.N1	04-JUL-2010 03:34:48	Bright	53.500	73	57Gam1And	2.2600	13100.	107	43616	No
36	GOM_NL__2PRFIN20100704_033724_000000832090_00476_43616_7642.N1	04-JUL-2010 03:37:24	Twilight	83.000	53	43Bet And	2.0480	3300.0	166	43616	No
37	GOM_NL__2PRFIN20100704_034159_000000642090_00476_43616_7643.N1	04-JUL-2010 03:41:59	Dark	63.500	50	13Alp Ari	2.0070	4250.0	127	43616	No
38	GOM_NL__2PRFIN20100704_040249_000000892090_00476_43616_7644.N1	04-JUL-2010 04:02:49	Dark	88.500	52	16Bet Cet	2.0370	4500.0	177	43616	No
39	GOM_NL__2PRFIN20100704_040642_000000492090_00477_43617_7639.N1	04-JUL-2010 04:06:42	Dark	49.000	84	Alp Phe	2.3970	4500.0	98	43617	No
40	GOM_NL__2PRFIN20100704_041308_000000512090_00477_43617_7640.N1	04-JUL-2010 04:13:08	Straylight	50.500	63	Bet Gru	2.1500	2800.0	101	43617	No
41	GOM_NL__2PRFIN20100704_041513_000000852090_00477_43617_7641.N1	04-JUL-2010 04:15:13	Straylight	85.000	18	24Alp PsA	1.1660	9700.0	170	43617	No
42	GOM_NL__2PRFIN20100704_041801_000000562090_00477_43617_7642.N1	04-JUL-2010 04:18:01	Straylight	55.500	172	Gam Gru	3.0030	13100.	111	43617	No

43	GOM_NL__2PRFIN20100704_042910_000000452090_00477_43617_7643.N1	04-JUL-2010 04:29:10	Bright	44.500	155	41Pi Sgr	2.9000	6600.0	89	43617	No
44	GOM_NL__2PRFIN20100704_044112_000000472090_00477_43617_7644.N1	04-JUL-2010 04:41:12	Bright	47.000	168	17Zet Aql	2.9860	11000.	94	43617	No
45	GOM_NL__2PRFIN20100704_044814_000000452090_00477_43617_7645.N1	04-JUL-2010 04:48:14	Bright	45.000	5	3Alp Lyr	0.033000	11000.	90	43617	No
46	GOM_NL__2PRFIN20100704_045229_000000472090_00477_43617_7646.N1	04-JUL-2010 04:52:29	Bright	47.000	144	18Del Cyg	2.8600	11000.	94	43617	No
47	GOM_NL__2PRFIN20100704_045553_000000612090_00477_43617_7647.N1	04-JUL-2010 04:55:53	Bright	60.500	19	50Alp Cyg	1.2460	10500.	121	43617	No
48	GOM_NL__2PRFIN20100704_045936_000000452090_00477_43617_7648.N1	04-JUL-2010 04:59:36	Bright	44.500	89	5Alp Cep	2.4510	8000.0	89	43617	No
49	GOM_NL__2PRFIN20100704_050703_000000492090_00477_43617_7649.N1	04-JUL-2010 05:07:03	Bright	49.000	74	11Bet Cas	2.2680	6600.0	98	43617	No
50	GOM_NL__2PRFIN20100704_050845_000000472090_00477_43617_7650.N1	04-JUL-2010 05:08:45	Bright	46.500	110	37Del Cas	2.6780	8900.0	93	43617	No
51	GOM_NL__2PRFIN20100704_051524_000000562090_00477_43617_7651.N1	04-JUL-2010 05:15:24	Bright	55.500	73	57Gam1And	2.2600	13100.	111	43617	No
52	GOM_NL__2PRFIN20100704_051800_000000802090_00477_43617_7652.N1	04-JUL-2010 05:18:00	Tw_i_and_stray	79.500	53	43Bet And	2.0480	3300.0	159	43617	No
53	GOM_NL__2PRFIN20100704_052235_000000602090_00477_43617_7653.N1	04-JUL-2010 05:22:35	Dark	60.000	50	13Alp Ari	2.0070	4250.0	120	43617	No
54	GOM_NL__2PRFIN20100704_054327_000000912090_00477_43617_7654.N1	04-JUL-2010 05:43:27	Dark	91.000	52	16Bet Cet	2.0370	4500.0	182	43617	No
55	GOM_NL__2PRFIN20100704_054719_000000612090_00478_43618_7649.N1	04-JUL-2010 05:47:19	Dark	61.000	84	Alp Phe	2.3970	4500.0	122	43618	No
56	GOM_NL__2PRFIN20100704_055345_000000532090_00478_43618_7650.N1	04-JUL-2010 05:53:45	Straylight	52.500	63	Bet Gru	2.1500	2800.0	105	43618	No
57	GOM_NL__2PRFIN20100704_055550_000000932090_00478_43618_7651.N1	04-JUL-2010 05:55:50	Straylight	93.000	18	24Alp PsA	1.1660	9700.0	186	43618	No
58	GOM_NL__2PRFIN20100704_055838_000000562090_00478_43618_7652.N1	04-JUL-2010 05:58:38	Straylight	56.000	172	Gam Gru	3.0030	13100.	112	43618	No
59	GOM_NL__2PRFIN20100704_060946_000000442090_00478_43618_7653.N1	04-JUL-2010 06:09:46	Bright	44.000	155	41Pi Sgr	2.9000	6600.0	88	43618	No
60	GOM_NL__2PRFIN20100704_062148_000000472090_00478_43618_7654.N1	04-JUL-2010 06:21:48	Bright	46.500	168	17Zet Aql	2.9860	11000.	93	43618	No
61	GOM_NL__2PRFIN20100704_062849_000000402090_00478_43618_7655.N1	04-JUL-2010 06:28:49	Bright	40.000	5	3Alp Lyr	0.033000	11000.	80	43618	No
62	GOM_NL__2PRFIN20100704_063304_000000482090_00478_43618_7656.N1	04-JUL-2010 06:33:04	Bright	48.000	144	18Del Cyg	2.8600	11000.	96	43618	No
63	GOM_NL__2PRFIN20100704_063628_000000562090_00478_43618_7657.N1	04-JUL-2010 06:36:28	Bright	55.500	19	50Alp Cyg	1.2460	10500.	111	43618	No
64	GOM_NL__2PRFIN20100704_064012_000000432090_00478_43618_7658.N1	04-JUL-2010 06:40:12	Bright	42.500	89	5Alp Cep	2.4510	8000.0	85	43618	No
65	GOM_NL__2PRFIN20100704_064739_000000502090_00478_43618_7659.N1	04-JUL-2010 06:47:39	Bright	49.500	74	11Bet Cas	2.2680	6600.0	99	43618	No
66	GOM_NL__2PRFIN20100704_064921_000000632090_00478_43618_7660.N1	04-JUL-2010 06:49:21	Bright	63.000	110	37Del Cas	2.6780	8900.0	126	43618	No
67	GOM_NL__2PRFIN20100704_065600_000000552090_00478_43618_7661.N1	04-JUL-2010 06:56:00	Bright	55.000	73	57Gam1And	2.2600	13100.	110	43618	No
68	GOM_NL__2PRFIN20100704_065836_000000742090_00478_43618_7662.N1	04-JUL-2010 06:58:36	Tw_i_and_stray	74.000	53	43Bet And	2.0480	3300.0	148	43618	No
69	GOM_NL__2PRFIN20100704_070312_000000642090_00478_43618_7663.N1	04-JUL-2010 07:03:12	Dark	63.500	50	13Alp Ari	2.0070	4250.0	127	43618	No
70	GOM_NL__2PRFIN20100704_072405_000000782090_00478_43618_7664.N1	04-JUL-2010 07:24:05	Dark	78.000	52	16Bet Cet	2.0370	4500.0	156	43618	No
71	GOM_NL__2PRFIN20100704_072756_000000492090_00479_43619_7683.N1	04-JUL-2010 07:27:56	Dark	49.000	84	Alp Phe	2.3970	4500.0	98	43619	No
72	GOM_NL__2PRFIN20100704_073422_000000522090_00479_43619_7684.N1	04-JUL-2010 07:34:22	Straylight	51.500	63	Bet Gru	2.1500	2800.0	103	43619	No
73	GOM_NL__2PRFIN20100704_073628_000000932090_00479_43619_7685.N1	04-JUL-2010 07:36:28	Straylight	92.500	18	24Alp PsA	1.1660	9700.0	185	43619	No
74	GOM_NL__2PRFIN20100704_073915_000000552090_00479_43619_7686.N1	04-JUL-2010 07:39:15	Straylight	54.500	172	Gam Gru	3.0030	13100.	109	43619	No
75	GOM_NL__2PRFIN20100704_075022_000000442090_00479_43619_7687.N1	04-JUL-2010 07:50:22	Bright	44.000	155	41Pi Sgr	2.9000	6600.0	88	43619	No
76	GOM_NL__2PRFIN20100704_080223_000000472090_00479_43619_7688.N1	04-JUL-2010 08:02:23	Bright	46.500	168	17Zet Aql	2.9860	11000.	93	43619	No
77	GOM_NL__2PRFIN20100704_080925_000000462090_00479_43619_7689.N1	04-JUL-2010 08:09:25	Bright	45.500	5	3Alp Lyr	0.033000	11000.	91	43619	No
78	GOM_NL__2PRFIN20100704_081339_000000482090_00479_43619_7690.N1	04-JUL-2010 08:13:39	Bright	48.000	144	18Del Cyg	2.8600	11000.	96	43619	No
79	GOM_NL__2PRFIN20100704_081703_000000592090_00479_43619_7691.N1	04-JUL-2010 08:17:03	Bright	59.000	19	50Alp Cyg	1.2460	10500.	118	43619	No
80	GOM_NL__2PRFIN20100704_082047_000000432090_00479_43619_7692.N1	04-JUL-2010 08:20:47	Bright	43.000	89	5Alp Cep	2.4510	8000.0	86	43619	No
81	GOM_NL__2PRFIN20100704_082814_000000502090_00479_43619_7693.N1	04-JUL-2010 08:28:14	Bright	49.500	74	11Bet Cas	2.2680	6600.0	99	43619	No
82	GOM_NL__2PRFIN20100704_082957_000000492090_00479_43619_7694.N1	04-JUL-2010 08:29:57	Bright	48.500	110	37Del Cas	2.6780	8900.0	97	43619	No
83	GOM_NL__2PRFIN20100704_083636_000000552090_00479_43619_7695.N1	04-JUL-2010 08:36:36	Bright	54.500	73	57Gam1And	2.2600	13100.	109	43619	No
84	GOM_NL__2PRFIN20100704_083912_000000772090_00479_43619_7696.N1	04-JUL-2010 08:39:12	Tw_i_and_stray	76.500	53	43Bet And	2.0480	3300.0	153	43619	No
85	GOM_NL__2PRFIN20100704_084348_000000612090_00479_43619_7697.N1	04-JUL-2010 08:43:48	Dark	61.000	50	13Alp Ari	2.0070	4250.0	122	43619	No
86	GOM_NL__2PRFIN20100704_090443_000000752090_00479_43619_7698.N1	04-JUL-2010 09:04:43	Dark	74.500	52	16Bet Cet	2.0370	4500.0	149	43619	No
87	GOM_NL__2PRFIN20100704_090833_000000602090_00480_43620_7718.N1	04-JUL-2010 09:08:33	Dark	59.500	84	Alp Phe	2.3970	4500.0	119	43620	No
88	GOM_NL__2PRFIN20100704_091458_000000682090_00480_43620_7719.N1	04-JUL-2010 09:14:58	Straylight	67.500	63	Bet Gru	2.1500	2800.0	135	43620	No
89	GOM_NL__2PRFIN20100704_091706_000000872090_00480_43620_7720.N1	04-JUL-2010 09:17:06	Straylight	87.000	18	24Alp PsA	1.1660	9700.0	174	43620	No
90	GOM_NL__2PRFIN20100704_091952_000000582090_00480_43620_7721.N1	04-JUL-2010 09:19:52	Straylight	58.000	172	Gam Gru	3.0030	13100.	116	43620	No
91	GOM_NL__2PRFIN20100704_093058_000000442090_00480_43620_7722.N1	04-JUL-2010 09:30:58	Bright	44.000	155	41Pi Sgr	2.9000	6600.0	88	43620	No
92	GOM_NL__2PRFIN20100704_094259_000000462090_00480_43620_7723.N1	04-JUL-2010 09:42:59	Bright	45.500	168	17Zet Aql	2.9860	11000.	91	43620	No
93	GOM_NL__2PRFIN20100704_095000_000000472090_00480_43620_7724.N1	04-JUL-2010 09:50:00	Bright	46.500	5	3Alp Lyr	0.033000	11000.	93	43620	No
94	GOM_NL__2PRFIN20100704_095414_000000482090_00480_43620_7725.N1	04-JUL-2010 09:54:14	Bright	47.500	144	18Del Cyg	2.8600	11000.	95	43620	No
95	GOM_NL__2PRFIN20100704_095737_000000522090_00480_43620_7726.N1	04-JUL-2010 09:57:37	Bright	52.000	19	50Alp Cyg	1.2460	10500.	104	43620	No
96	GOM_NL__2PRFIN20100704_100123_000000472090_00480_43620_7727.N1	04-JUL-2010 10:01:23	Bright	46.500	89	5Alp Cep	2.4510	8000.0	93	43620	No
97	GOM_NL__2PRFIN20100704_100850_000000492090_00480_43620_7728.N1	04-JUL-2010 10:08:50	Bright	48.500	74	11Bet Cas	2.2680	6600.0	97	43620	No
98	GOM_NL__2PRFIN20100704_101032_000000432090_00480_43620_7729.N1	04-JUL-2010 10:10:32	Bright	43.000	110	37Del Cas	2.6780	8900.0	86	43620	No
99	GOM_NL__2PRFIN20100704_101712_000000552090_00480_43620_7730.N1	04-JUL-2010 10:17:12	Bright	55.000	73	57Gam1And	2.2600	13100.	110	43620	No
100	GOM_NL__2PRFIN20100704_101948_000000812090_00480_43620_7731.N1	04-JUL-2010 10:19:48	Tw_i_and_stray	80.500	53	43Bet And	2.0480	3300.0	161	43620	No
101	GOM_NL__2PRFIN20100704_102424_000000612090_00480_43620_7732.N1	04-JUL-2010 10:24:24	Dark	61.000	50	13Alp Ari	2.0070	4250.0	122	43620	No

102	GOM_NL__2PRFIN20100704_104521_000000772090_00480_43620_7733.N1	04-JUL-2010 10:45:21	Dark	77.000	52	16Bet Cet	2.0370	4500.0	154	43620	No
103	GOM_NL__2PRFIN20100704_104910_000000502090_00481_43621_7771.N1	04-JUL-2010 10:49:10	Dark	49.500	84	Alp Phe	2.3970	4500.0	99	43621	No
104	GOM_NL__2PRFIN20100704_105535_000000542090_00481_43621_7772.N1	04-JUL-2010 10:55:35	Straylight	53.500	63	Bet Gru	2.1500	2800.0	107	43621	No
105	GOM_NL__2PRFIN20100704_105743_000000862090_00481_43621_7773.N1	04-JUL-2010 10:57:43	Straylight	85.500	18	24Alp PsA	1.1660	9700.0	171	43621	No
106	GOM_NL__2PRFIN20100704_110029_000000562090_00481_43621_7774.N1	04-JUL-2010 11:00:29	Straylight	56.000	172	Gam Gru	3.0030	13100.	112	43621	No
107	GOM_NL__2PRFIN20100704_111134_000000432090_00481_43621_7775.N1	04-JUL-2010 11:11:34	Bright	43.000	155	41Pi Sgr	2.9000	6600.0	86	43621	No
108	GOM_NL__2PRFIN20100704_112334_000000482090_00481_43621_7776.N1	04-JUL-2010 11:23:34	Bright	48.000	168	17Zet Aql	2.9860	11000.	96	43621	No
109	GOM_NL__2PRFIN20100704_113036_000000402090_00481_43621_7777.N1	04-JUL-2010 11:30:36	Bright	39.500	5	3Alp Lyr	0.033000	11000.	79	43621	No
110	GOM_NL__2PRFIN20100704_113449_000000482090_00481_43621_7778.N1	04-JUL-2010 11:34:49	Bright	48.000	144	18Del Cyg	2.8600	11000.	96	43621	No
111	GOM_NL__2PRFIN20100704_113812_000000602090_00481_43621_7779.N1	04-JUL-2010 11:38:12	Bright	59.500	19	50Alp Cyg	1.2460	10500.	119	43621	No
112	GOM_NL__2PRFIN20100704_114158_000000462090_00481_43621_7780.N1	04-JUL-2010 11:41:58	Bright	46.000	89	5Alp Cep	2.4510	8000.0	92	43621	No
113	GOM_NL__2PRFIN20100704_114925_000000492090_00481_43621_7781.N1	04-JUL-2010 11:49:25	Bright	49.000	74	11Bet Cas	2.2680	6600.0	98	43621	No
114	GOM_NL__2PRFIN20100704_115107_000000432090_00481_43621_7782.N1	04-JUL-2010 11:51:07	Bright	42.500	110	37Del Cas	2.6780	8900.0	85	43621	No
115	GOM_NL__2PRFIN20100704_115748_000000562090_00481_43621_7783.N1	04-JUL-2010 11:57:48	Bright	56.000	73	57Gam1And	2.2600	13100.	112	43621	No
116	GOM_NL__2PRFIN20100704_120024_000000722090_00481_43621_7784.N1	04-JUL-2010 12:00:24	Tw_i_and_stray	71.500	53	43Bet And	2.0480	3300.0	143	43621	No
117	GOM_NL__2PRFIN20100704_120501_000000662090_00481_43621_7785.N1	04-JUL-2010 12:05:01	Dark	66.000	50	13Alp Ari	2.0070	4250.0	132	43621	No
118	GOM_NL__2PRFIN20100704_122559_000000762090_00481_43621_7786.N1	04-JUL-2010 12:25:59	Dark	75.500	52	16Bet Cet	2.0370	4500.0	151	43621	No
119	GOM_NL__2PRFIN20100704_122948_000000512090_00482_43622_7799.N1	04-JUL-2010 12:29:48	Dark	50.500	84	Alp Phe	2.3970	4500.0	101	43622	No
120	GOM_NL__2PRFIN20100704_123612_000000592090_00482_43622_7800.N1	04-JUL-2010 12:36:12	Straylight	58.500	63	Bet Gru	2.1500	2800.0	117	43622	No
121	GOM_NL__2PRFIN20100704_123821_000000822090_00482_43622_7801.N1	04-JUL-2010 12:38:21	Straylight	81.500	18	24Alp PsA	1.1660	9700.0	163	43622	No
122	GOM_NL__2PRFIN20100704_124105_000000562090_00482_43622_7802.N1	04-JUL-2010 12:41:05	Straylight	55.500	172	Gam Gru	3.0030	13100.	111	43622	No
123	GOM_NL__2PRFIN20100704_125210_000000432090_00482_43622_7803.N1	04-JUL-2010 12:52:10	Bright	42.500	155	41Pi Sgr	2.9000	6600.0	85	43622	No
124	GOM_NL__2PRFIN20100704_130409_000000482090_00482_43622_7804.N1	04-JUL-2010 13:04:09	Bright	48.000	168	17Zet Aql	2.9860	11000.	96	43622	No
125	GOM_NL__2PRFIN20100704_131111_000000412090_00482_43622_7805.N1	04-JUL-2010 13:11:11	Bright	40.500	5	3Alp Lyr	0.033000	11000.	81	43622	No
126	GOM_NL__2PRFIN20100704_131525_000000482090_00482_43622_7806.N1	04-JUL-2010 13:15:25	Bright	48.000	144	18Del Cyg	2.8600	11000.	96	43622	No
127	GOM_NL__2PRFIN20100704_131847_000000842090_00482_43622_7807.N1	04-JUL-2010 13:18:47	Bright	84.000	19	50Alp Cyg	1.2460	10500.	168	43622	No
128	GOM_NL__2PRFIN20100704_132233_000000422090_00482_43622_7808.N1	04-JUL-2010 13:22:33	Bright	41.500	89	5Alp Cep	2.4510	8000.0	83	43622	No
129	GOM_NL__2PRFIN20100704_133000_000000502090_00482_43622_7809.N1	04-JUL-2010 13:30:00	Bright	49.500	74	11Bet Cas	2.2680	6600.0	99	43622	No
130	GOM_NL__2PRFIN20100704_133143_000000402090_00482_43622_7810.N1	04-JUL-2010 13:31:43	Bright	40.000	110	37Del Cas	2.6780	8900.0	80	43622	No
131	GOM_NL__2PRFIN20100704_133823_000000532090_00482_43622_7811.N1	04-JUL-2010 13:38:23	Bright	53.000	73	57Gam1And	2.2600	13100.	106	43622	No
132	GOM_NL__2PRFIN20100704_134100_000000802090_00482_43622_7812.N1	04-JUL-2010 13:41:00	Tw_i_and_stray	80.000	53	43Bet And	2.0480	3300.0	160	43622	No
133	GOM_NL__2PRFIN20100704_134537_000000642090_00482_43622_7813.N1	04-JUL-2010 13:45:37	Dark	63.500	50	13Alp Ari	2.0070	4250.0	127	43622	No
134	GOM_NL__2PRFIN20100704_140637_000000782090_00482_43622_7814.N1	04-JUL-2010 14:06:37	Dark	78.000	52	16Bet Cet	2.0370	4500.0	156	43622	No
135	GOM_NL__2PRFIN20100704_141024_000000502090_00483_43623_7813.N1	04-JUL-2010 14:10:24	Dark	49.500	84	Alp Phe	2.3970	4500.0	99	43623	No
136	GOM_NL__2PRFIN20100704_141649_000000602090_00483_43623_7814.N1	04-JUL-2010 14:16:49	Straylight	60.000	63	Bet Gru	2.1500	2800.0	120	43623	No
137	GOM_NL__2PRFIN20100704_141858_000000892090_00483_43623_7815.N1	04-JUL-2010 14:18:58	Straylight	88.500	18	24Alp PsA	1.1660	9700.0	177	43623	No
138	GOM_NL__2PRFIN20100704_142142_000000562090_00483_43623_7816.N1	04-JUL-2010 14:21:42	Straylight	55.500	172	Gam Gru	3.0030	13100.	111	43623	No
139	GOM_NL__2PRFIN20100704_143246_000000432090_00483_43623_7817.N1	04-JUL-2010 14:32:46	Bright	42.500	155	41Pi Sgr	2.9000	6600.0	85	43623	No
140	GOM_NL__2PRFIN20100704_144445_000000452090_00483_43623_7818.N1	04-JUL-2010 14:44:45	Bright	45.000	168	17Zet Aql	2.9860	11000.	90	43623	No
141	GOM_NL__2PRFIN20100704_145147_000000442090_00483_43623_7819.N1	04-JUL-2010 14:51:47	Bright	43.500	5	3Alp Lyr	0.033000	11000.	87	43623	No
142	GOM_NL__2PRFIN20100704_145600_000000482090_00483_43623_7820.N1	04-JUL-2010 14:56:00	Bright	47.500	144	18Del Cyg	2.8600	11000.	95	43623	No
143	GOM_NL__2PRFIN20100704_145922_000000592090_00483_43623_7821.N1	04-JUL-2010 14:59:22	Bright	58.500	19	50Alp Cyg	1.2460	10500.	117	43623	No
144	GOM_NL__2PRFIN20100704_150308_000000442090_00483_43623_7822.N1	04-JUL-2010 15:03:08	Bright	44.000	89	5Alp Cep	2.4510	8000.0	88	43623	No
145	GOM_NL__2PRFIN20100704_151036_000000542090_00483_43623_7823.N1	04-JUL-2010 15:10:36	Bright	54.000	74	11Bet Cas	2.2680	6600.0	108	43623	No
146	GOM_NL__2PRFIN20100704_151219_000000432090_00483_43623_7824.N1	04-JUL-2010 15:12:19	Bright	43.000	110	37Del Cas	2.6780	8900.0	86	43623	No
147	GOM_NL__2PRFIN20100704_151859_000000672090_00483_43623_7825.N1	04-JUL-2010 15:18:59	Bright	67.000	73	57Gam1And	2.2600	13100.	134	43623	No
148	GOM_NL__2PRFIN20100704_152136_000000852090_00483_43623_7826.N1	04-JUL-2010 15:21:36	Tw_i_and_stray	85.000	53	43Bet And	2.0480	3300.0	170	43623	No
149	GOM_NL__2PRFIN20100704_152613_000000642090_00483_43623_7827.N1	04-JUL-2010 15:26:13	Dark	64.000	50	13Alp Ari	2.0070	4250.0	128	43623	No
150	GOM_NL__2PRFIN20100704_154715_000000792090_00483_43623_7828.N1	04-JUL-2010 15:47:15	Dark	78.500	52	16Bet Cet	2.0370	4500.0	157	43623	No
151	GOM_NL__2PRFIN20100704_155102_000000512090_00484_43624_7869.N1	04-JUL-2010 15:51:02	Dark	51.000	84	Alp Phe	2.3970	4500.0	102	43624	No
152	GOM_NL__2PRFIN20100704_155726_000000512090_00484_43624_7870.N1	04-JUL-2010 15:57:26	Straylight	50.500	63	Bet Gru	2.1500	2800.0	101	43624	No
153	GOM_NL__2PRFIN20100704_155936_000000792090_00484_43624_7871.N1	04-JUL-2010 15:59:36	Straylight	79.000	18	24Alp PsA	1.1660	9700.0	158	43624	No
154	GOM_NL__2PRFIN20100704_160219_000000552090_00484_43624_7872.N1	04-JUL-2010 16:02:19	Straylight	54.500	172	Gam Gru	3.0030	13100.	109	43624	No
155	GOM_NL__2PRFIN20100704_161322_000000442090_00484_43624_7873.N1	04-JUL-2010 16:13:22	Bright	44.000	155	41Pi Sgr	2.9000	6600.0	88	43624	No
156	GOM_NL__2PRFIN20100704_162520_000000452090_00484_43624_7874.N1	04-JUL-2010 16:25:20	Bright	45.000	168	17Zet Aql	2.9860	11000.	90	43624	No
157	GOM_NL__2PRFIN20100704_163222_000000422090_00484_43624_7875.N1	04-JUL-2010 16:32:22	Bright	42.000	5	3Alp Lyr	0.033000	11000.	84	43624	No
158	GOM_NL__2PRFIN20100704_163635_000000482090_00484_43624_7876.N1	04-JUL-2010 16:36:35	Bright	47.500	144	18Del Cyg	2.8600	11000.	95	43624	No
159	GOM_NL__2PRFIN20100704_163957_000000572090_00484_43624_7877.N1	04-JUL-2010 16:39:57	Bright	56.500	19	50Alp Cyg	1.2460	10500.	113	43624	No
160	GOM_NL__2PRFIN20100704_164343_000000452090_00484_43624_7878.N1	04-JUL-2010 16:43:43	Bright	45.000	89	5Alp Cep	2.4510	8000.0	90	43624	No

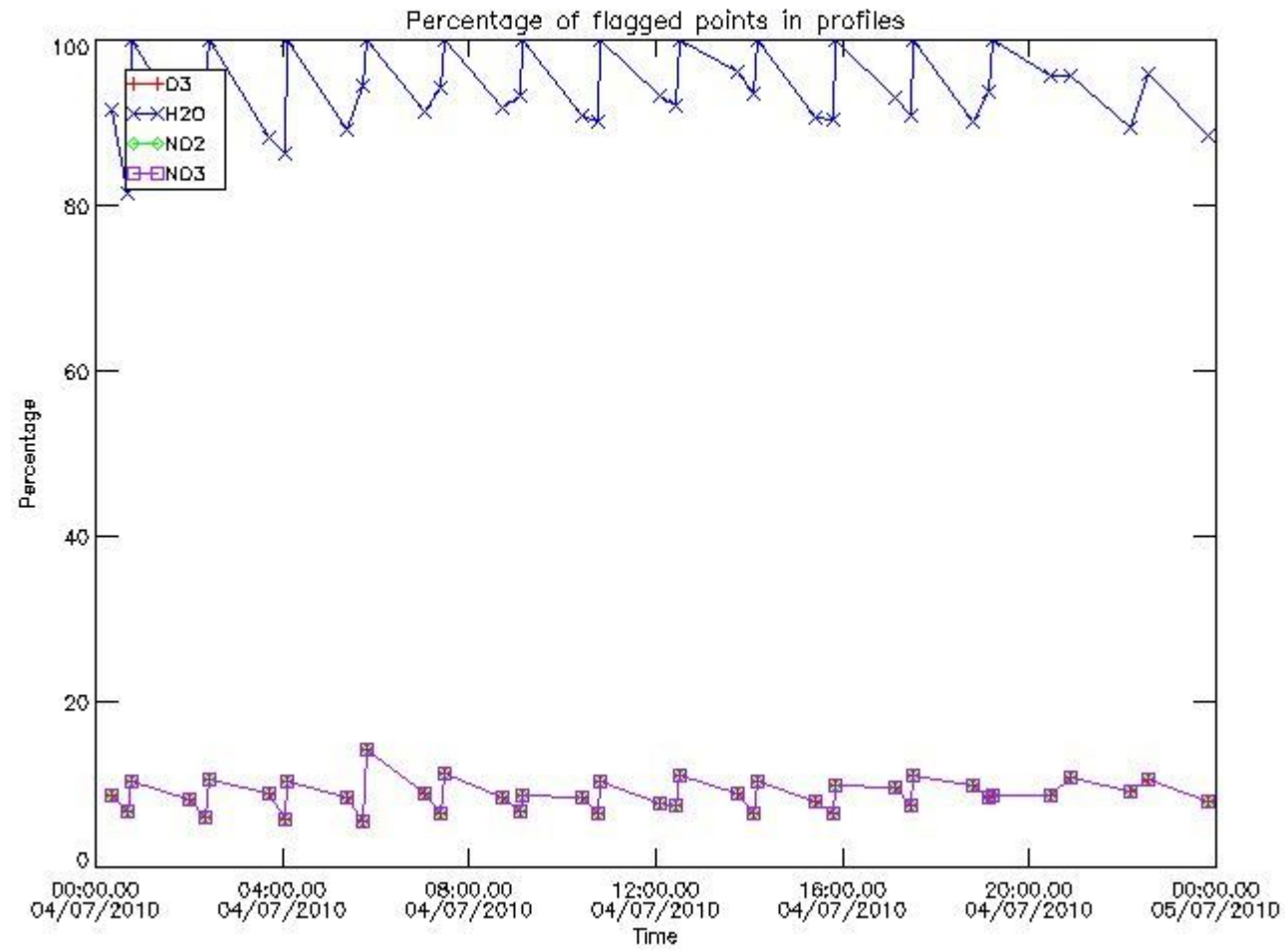
161	GOM_NL__2PRFIN20100704_165111_000000712090_00484_43624_7879.N1	04-JUL-2010 16:51:11	Bright	71.000	74	11Bet Cas	2.2680	6600.0	142	43624	No
162	GOM_NL__2PRFIN20100704_165254_000000432090_00484_43624_7880.N1	04-JUL-2010 16:52:54	Bright	43.000	110	37Del Cas	2.6780	8900.0	86	43624	No
163	GOM_NL__2PRFIN20100704_165935_000000552090_00484_43624_7881.N1	04-JUL-2010 16:59:35	Bright	55.000	73	57Gam1And	2.2600	13100.	110	43624	No
164	GOM_NL__2PRFIN20100704_170212_000000852090_00484_43624_7882.N1	04-JUL-2010 17:02:12	Twi_and_stray	85.000	53	43Bet And	2.0480	3300.0	170	43624	No
165	GOM_NL__2PRFIN20100704_170650_000000592090_00484_43624_7883.N1	04-JUL-2010 17:06:50	Dark	58.500	50	13Alp Ari	2.0070	4250.0	117	43624	No
166	GOM_NL__2PRFIN20100704_172753_000000762090_00484_43624_7884.N1	04-JUL-2010 17:27:53	Dark	76.000	52	16Bet Cet	2.0370	4500.0	152	43624	No
167	GOM_NL__2PRFIN20100704_173138_000000562090_00485_43625_7901.N1	04-JUL-2010 17:31:38	Dark	55.500	84	Alp Phe	2.3970	4500.0	111	43625	No
168	GOM_NL__2PRFIN20100704_173803_000000522090_00485_43625_7902.N1	04-JUL-2010 17:38:03	Straylight	52.000	63	Bet Gru	2.1500	2800.0	104	43625	No
169	GOM_NL__2PRFIN20100704_174014_000000852090_00485_43625_7903.N1	04-JUL-2010 17:40:14	Straylight	85.000	18	24Alp PsA	1.1660	9700.0	170	43625	No
170	GOM_NL__2PRFIN20100704_174256_000000552090_00485_43625_7904.N1	04-JUL-2010 17:42:56	Straylight	55.000	172	Gam Gru	3.0030	13100.	110	43625	No
171	GOM_NL__2PRFIN20100704_175359_000000432090_00485_43625_7905.N1	04-JUL-2010 17:53:59	Bright	43.000	155	41Pi Sgr	2.9000	6600.0	86	43625	No
172	GOM_NL__2PRFIN20100704_180556_000000472090_00485_43625_7906.N1	04-JUL-2010 18:05:56	Bright	47.000	168	17Zet Aql	2.9860	11000.	94	43625	No
173	GOM_NL__2PRFIN20100704_181258_000000452090_00485_43625_7907.N1	04-JUL-2010 18:12:58	Bright	45.000	5	3Alp Lyr	0.033000	11000.	90	43625	No
174	GOM_NL__2PRFIN20100704_181710_000000482090_00485_43625_7908.N1	04-JUL-2010 18:17:10	Bright	47.500	144	18Del Cyg	2.8600	11000.	95	43625	No
175	GOM_NL__2PRFIN20100704_182031_000000592090_00485_43625_7909.N1	04-JUL-2010 18:20:31	Bright	59.000	19	50Alp Cyg	1.2460	10500.	118	43625	No
176	GOM_NL__2PRFIN20100704_182419_000000472090_00485_43625_7910.N1	04-JUL-2010 18:24:19	Bright	46.500	89	5Alp Cep	2.4510	8000.0	93	43625	No
177	GOM_NL__2PRFIN20100704_183146_000000712090_00485_43625_7911.N1	04-JUL-2010 18:31:46	Bright	71.000	74	11Bet Cas	2.2680	6600.0	142	43625	No
178	GOM_NL__2PRFIN20100704_183330_000000632090_00485_43625_7912.N1	04-JUL-2010 18:33:30	Bright	63.000	110	37Del Cas	2.6780	8900.0	126	43625	No
179	GOM_NL__2PRFIN20100704_184011_000000502090_00485_43625_7913.N1	04-JUL-2010 18:40:11	Bright	50.000	73	57Gam1And	2.2600	13100.	100	43625	No
180	GOM_NL__2PRFIN20100704_184248_000000742090_00485_43625_7914.N1	04-JUL-2010 18:42:48	Twi_and_stray	74.000	53	43Bet And	2.0480	3300.0	148	43625	No
181	GOM_NL__2PRFIN20100704_184726_000000722090_00485_43625_7915.N1	04-JUL-2010 18:47:26	Dark	71.500	50	13Alp Ari	2.0070	4250.0	143	43625	No
182	GOM_NL__2PRFIN20100704_190831_000000952090_00485_43625_7916.N1	04-JUL-2010 19:08:31	Dark	95.000	52	16Bet Cet	2.0370	4500.0	190	43625	No
183	GOM_NL__2PRFIN20100704_191215_000000582090_00486_43626_7928.N1	04-JUL-2010 19:12:15	Dark	58.000	84	Alp Phe	2.3970	4500.0	116	43626	No
184	GOM_NL__2PRFIN20100704_191840_000000522090_00486_43626_7929.N1	04-JUL-2010 19:18:40	Straylight	52.000	63	Bet Gru	2.1500	2800.0	104	43626	No
185	GOM_NL__2PRFIN20100704_192052_000000782090_00486_43626_7930.N1	04-JUL-2010 19:20:52	Straylight	77.500	18	24Alp PsA	1.1660	9700.0	155	43626	No
186	GOM_NL__2PRFIN20100704_192333_000000532090_00486_43626_7931.N1	04-JUL-2010 19:23:33	Straylight	53.000	172	Gam Gru	3.0030	13100.	106	43626	No
187	GOM_NL__2PRFIN20100704_193435_000000452090_00486_43626_7932.N1	04-JUL-2010 19:34:35	Bright	44.500	155	41Pi Sgr	2.9000	6600.0	89	43626	No
188	GOM_NL__2PRFIN20100704_194631_000000472090_00486_43626_7933.N1	04-JUL-2010 19:46:31	Bright	46.500	168	17Zet Aql	2.9860	11000.	93	43626	No
189	GOM_NL__2PRFIN20100704_195333_000000412090_00486_43626_7934.N1	04-JUL-2010 19:53:33	Bright	41.000	5	3Alp Lyr	0.033000	11000.	82	43626	No
190	GOM_NL__2PRFIN20100704_195745_000000482090_00486_43626_7935.N1	04-JUL-2010 19:57:45	Bright	48.000	144	18Del Cyg	2.8600	11000.	96	43626	No
191	GOM_NL__2PRFIN20100704_200106_000000592090_00486_43626_7936.N1	04-JUL-2010 20:01:06	Bright	58.500	19	50Alp Cyg	1.2460	10500.	117	43626	No
192	GOM_NL__2PRFIN20100704_200454_000000472090_00486_43626_7937.N1	04-JUL-2010 20:04:54	Bright	46.500	89	5Alp Cep	2.4510	8000.0	93	43626	No
193	GOM_NL__2PRFIN20100704_201222_000000502090_00486_43626_7938.N1	04-JUL-2010 20:12:22	Bright	50.000	74	11Bet Cas	2.2680	6600.0	100	43626	No
194	GOM_NL__2PRFIN20100704_201406_000000422090_00486_43626_7939.N1	04-JUL-2010 20:14:06	Bright	42.000	110	37Del Cas	2.6780	8900.0	84	43626	No
195	GOM_NL__2PRFIN20100704_202047_000000542090_00486_43626_7940.N1	04-JUL-2010 20:20:47	Bright	53.500	73	57Gam1And	2.2600	13100.	107	43626	No
196	GOM_NL__2PRFIN20100704_202324_000000782090_00486_43626_7941.N1	04-JUL-2010 20:23:24	Twi_and_stray	77.500	53	43Bet And	2.0480	3300.0	155	43626	No
197	GOM_NL__2PRFIN20100704_202802_000000592090_00486_43626_7942.N1	04-JUL-2010 20:28:02	Dark	59.000	50	13Alp Ari	2.0070	4250.0	118	43626	No
198	GOM_NL__2PRFIN20100704_205252_000000482090_00487_43627_7946.N1	04-JUL-2010 20:52:52	Dark	47.500	84	Alp Phe	2.3970	4500.0	95	43627	No
199	GOM_NL__2PRFIN20100704_205916_000000532090_00487_43627_7947.N1	04-JUL-2010 20:59:16	Straylight	52.500	63	Bet Gru	2.1500	2800.0	105	43627	No
200	GOM_NL__2PRFIN20100704_210129_000000772090_00487_43627_7948.N1	04-JUL-2010 21:01:29	Straylight	77.000	18	24Alp PsA	1.1660	9700.0	154	43627	No
201	GOM_NL__2PRFIN20100704_210410_000000552090_00487_43627_7949.N1	04-JUL-2010 21:04:10	Straylight	54.500	172	Gam Gru	3.0030	13100.	109	43627	No
202	GOM_NL__2PRFIN20100704_211511_000000442090_00487_43627_7950.N1	04-JUL-2010 21:15:11	Bright	44.000	155	41Pi Sgr	2.9000	6600.0	88	43627	No
203	GOM_NL__2PRFIN20100704_212707_000000462090_00487_43627_7951.N1	04-JUL-2010 21:27:07	Bright	45.500	168	17Zet Aql	2.9860	11000.	91	43627	No
204	GOM_NL__2PRFIN20100704_213409_000000392090_00487_43627_7952.N1	04-JUL-2010 21:34:09	Bright	38.500	5	3Alp Lyr	0.033000	11000.	77	43627	No
205	GOM_NL__2PRFIN20100704_213820_000000492090_00487_43627_7953.N1	04-JUL-2010 21:38:20	Bright	48.500	144	18Del Cyg	2.8600	11000.	97	43627	No
206	GOM_NL__2PRFIN20100704_214141_000000602090_00487_43627_7954.N1	04-JUL-2010 21:41:41	Bright	59.500	19	50Alp Cyg	1.2460	10500.	119	43627	No
207	GOM_NL__2PRFIN20100704_214529_000000462090_00487_43627_7955.N1	04-JUL-2010 21:45:29	Bright	45.500	89	5Alp Cep	2.4510	8000.0	91	43627	No
208	GOM_NL__2PRFIN20100704_215257_000000502090_00487_43627_7956.N1	04-JUL-2010 21:52:57	Bright	50.000	74	11Bet Cas	2.2680	6600.0	100	43627	No
209	GOM_NL__2PRFIN20100704_215441_000000432090_00487_43627_7957.N1	04-JUL-2010 21:54:41	Bright	42.500	110	37Del Cas	2.6780	8900.0	85	43627	No
210	GOM_NL__2PRFIN20100704_220123_000000682090_00487_43627_7958.N1	04-JUL-2010 22:01:23	Bright	68.000	73	57Gam1And	2.2600	13100.	136	43627	No
211	GOM_NL__2PRFIN20100704_220400_000000792090_00487_43627_7959.N1	04-JUL-2010 22:04:00	Twi_and_stray	78.500	53	43Bet And	2.0480	3300.0	157	43627	No
212	GOM_NL__2PRFIN20100704_220839_000000612090_00487_43627_7960.N1	04-JUL-2010 22:08:39	Dark	61.000	50	13Alp Ari	2.0070	4250.0	122	43627	No
213	GOM_NL__2PRFIN20100704_223329_000000492090_00488_43628_7978.N1	04-JUL-2010 22:33:29	Dark	48.500	84	Alp Phe	2.3970	4500.0	97	43628	No
214	GOM_NL__2PRFIN20100704_223953_000000532090_00488_43628_7979.N1	04-JUL-2010 22:39:53	Straylight	52.500	63	Bet Gru	2.1500	2800.0	105	43628	No
215	GOM_NL__2PRFIN20100704_224207_000000812090_00488_43628_7980.N1	04-JUL-2010 22:42:07	Straylight	80.500	18	24Alp PsA	1.1660	9700.0	161	43628	No
216	GOM_NL__2PRFIN20100704_224447_000000552090_00488_43628_7981.N1	04-JUL-2010 22:44:47	Straylight	55.000	172	Gam Gru	3.0030	13100.	110	43628	No
217	GOM_NL__2PRFIN20100704_225547_000000452090_00488_43628_7982.N1	04-JUL-2010 22:55:47	Bright	45.000	155	41Pi Sgr	2.9000	6600.0	90	43628	No
218	GOM_NL__2PRFIN20100704_230742_000000482090_00488_43628_7983.N1	04-JUL-2010 23:07:42	Bright	47.500	168	17Zet Aql	2.9860	11000.	95	43628	No
219	GOM_NL__2PRFIN20100704_231444_000000392090_00488_43628_7984.N1	04-JUL-2010 23:14:44	Bright	38.500	5	3Alp Lyr	0.033000	11000.	77	43628	No

220	GOM_NL__2PRFIN20100704_231855_000000482090_00488_43628_7985.N1	04-JUL-2010 23:18:55	Bright	47.500	144	18Del Cyg	2.8600	11000.	95	43628	No
221	GOM_NL__2PRFIN20100704_232215_000000602090_00488_43628_7986.N1	04-JUL-2010 23:22:15	Bright	59.500	19	50Alp Cyg	1.2460	10500.	119	43628	No
222	GOM_NL__2PRFIN20100704_232604_000000452090_00488_43628_7987.N1	04-JUL-2010 23:26:04	Bright	45.000	89	5Alp Cep	2.4510	8000.0	90	43628	No
223	GOM_NL__2PRFIN20100704_233332_000000712090_00488_43628_7988.N1	04-JUL-2010 23:33:32	Bright	71.000	74	11Bet Cas	2.2680	6600.0	142	43628	No
224	GOM_NL__2PRFIN20100704_233517_000000632090_00488_43628_7989.N1	04-JUL-2010 23:35:17	Bright	63.000	110	37Del Cas	2.6780	8900.0	126	43628	No
225	GOM_NL__2PRFIN20100704_234158_000000542090_00488_43628_7990.N1	04-JUL-2010 23:41:58	Bright	54.000	73	57Gam1And	2.2600	13100.	108	43628	No
226	GOM_NL__2PRFIN20100704_234435_000000792090_00488_43628_7991.N1	04-JUL-2010 23:44:35	Tw_i_and_stray	78.500	53	43Bet And	2.0480	3300.0	157	43628	No
227	GOM_NL__2PRFIN20100704_234915_000000652090_00488_43628_7992.N1	04-JUL-2010 23:49:15	Dark	64.500	50	13Alp Ari	2.0070	4250.0	129	43628	No

3. Quality information per product

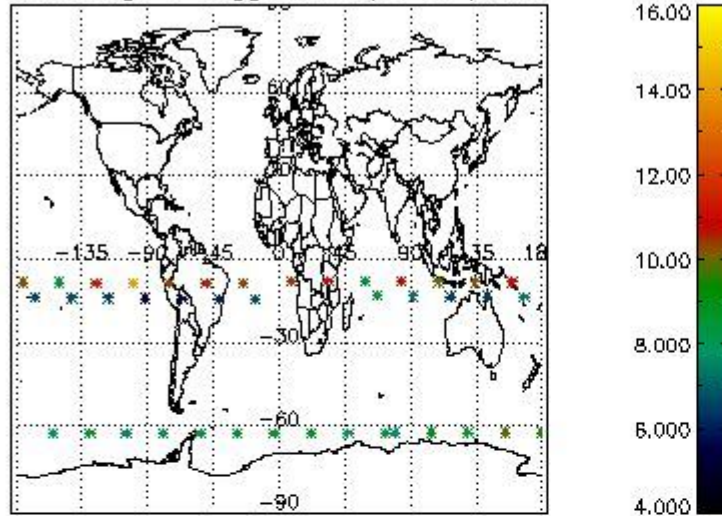
In this section it is plotted some information contained in the Quality Summary data set of the level 2 products. Only products in dark limb conditions and without errors (error flag in the MPH set to "0") are used.

3.1 Plot quality information per product (time dependant)

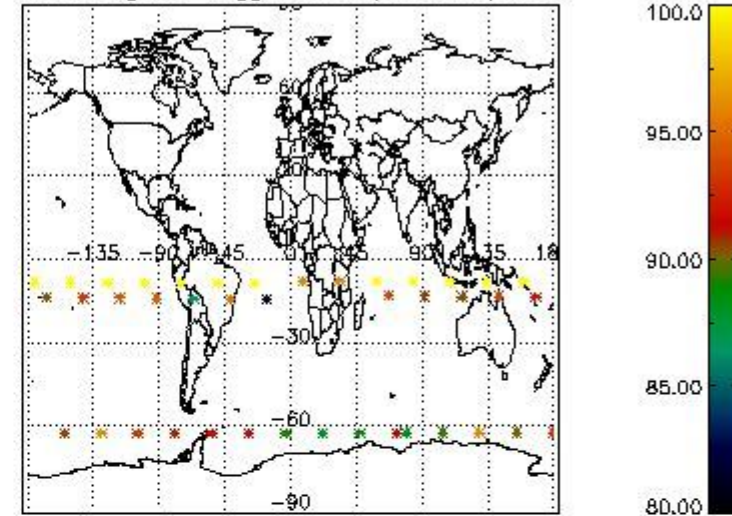


3.2 Plot quality information per product (world map)

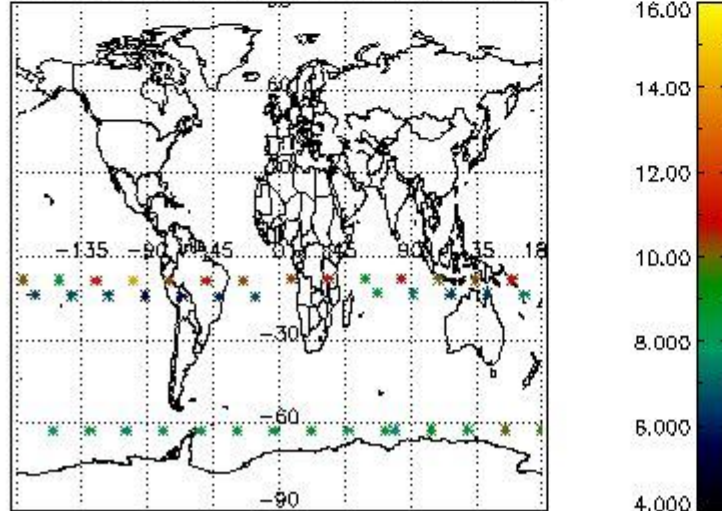
Percentage of flagged data per O3 profile



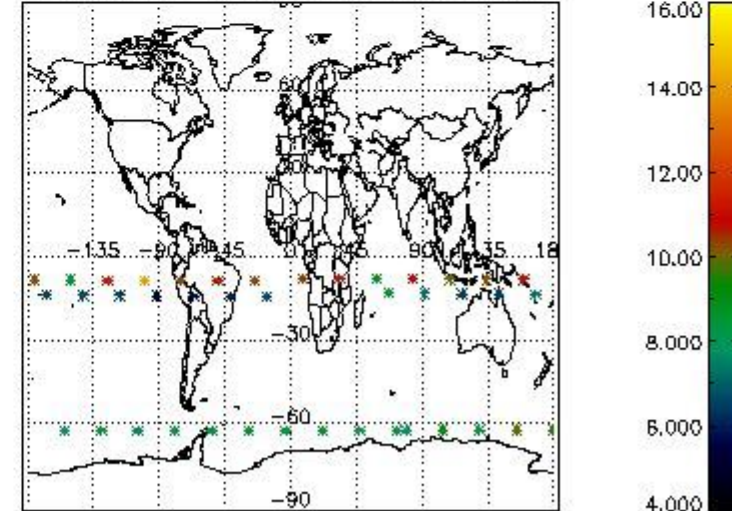
Percentage of flagged data per H2O profile



Percentage of flagged data per NO2 profile



Percentage of flagged data per NO3 profile

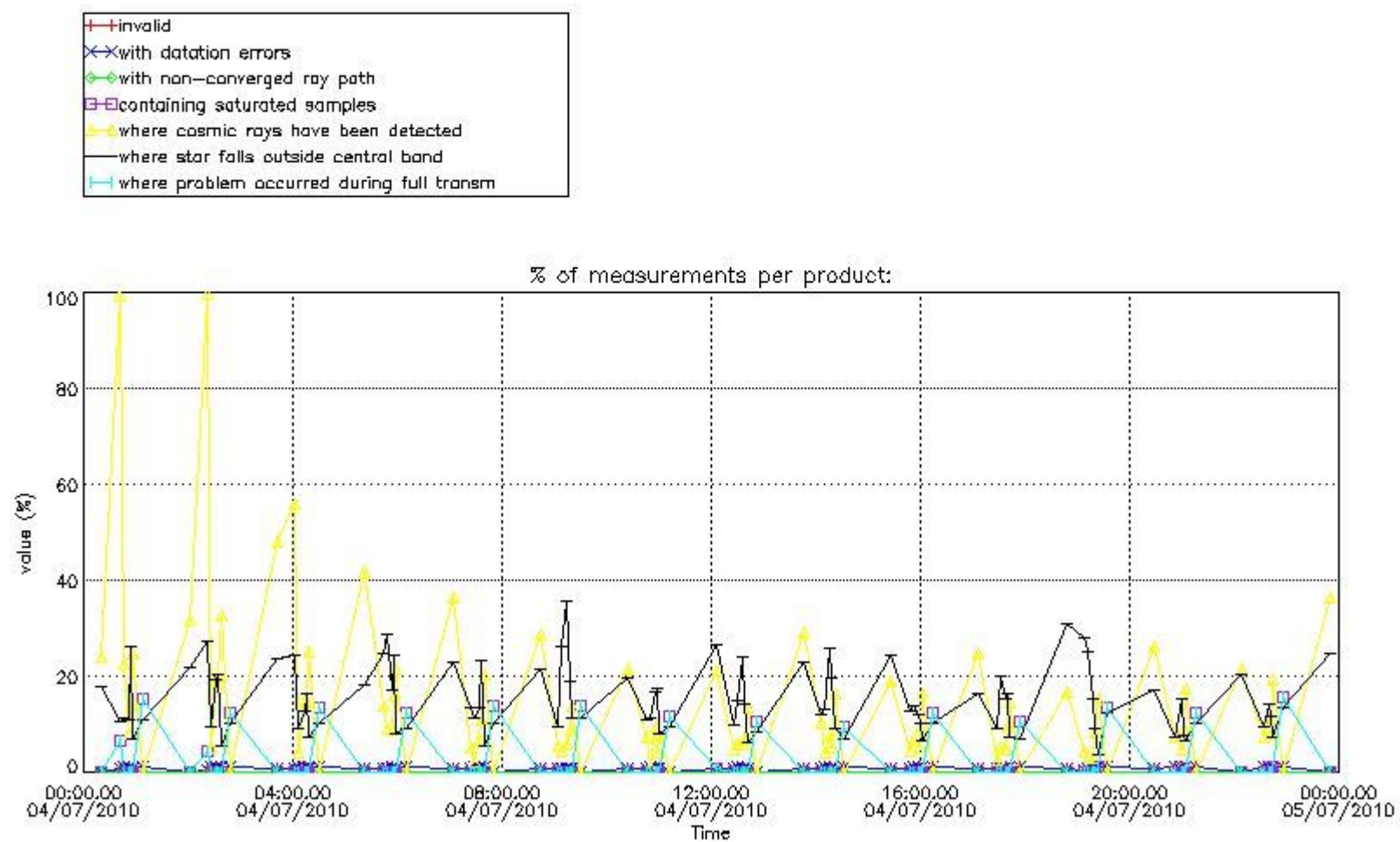


4. Level 1 quality information per product

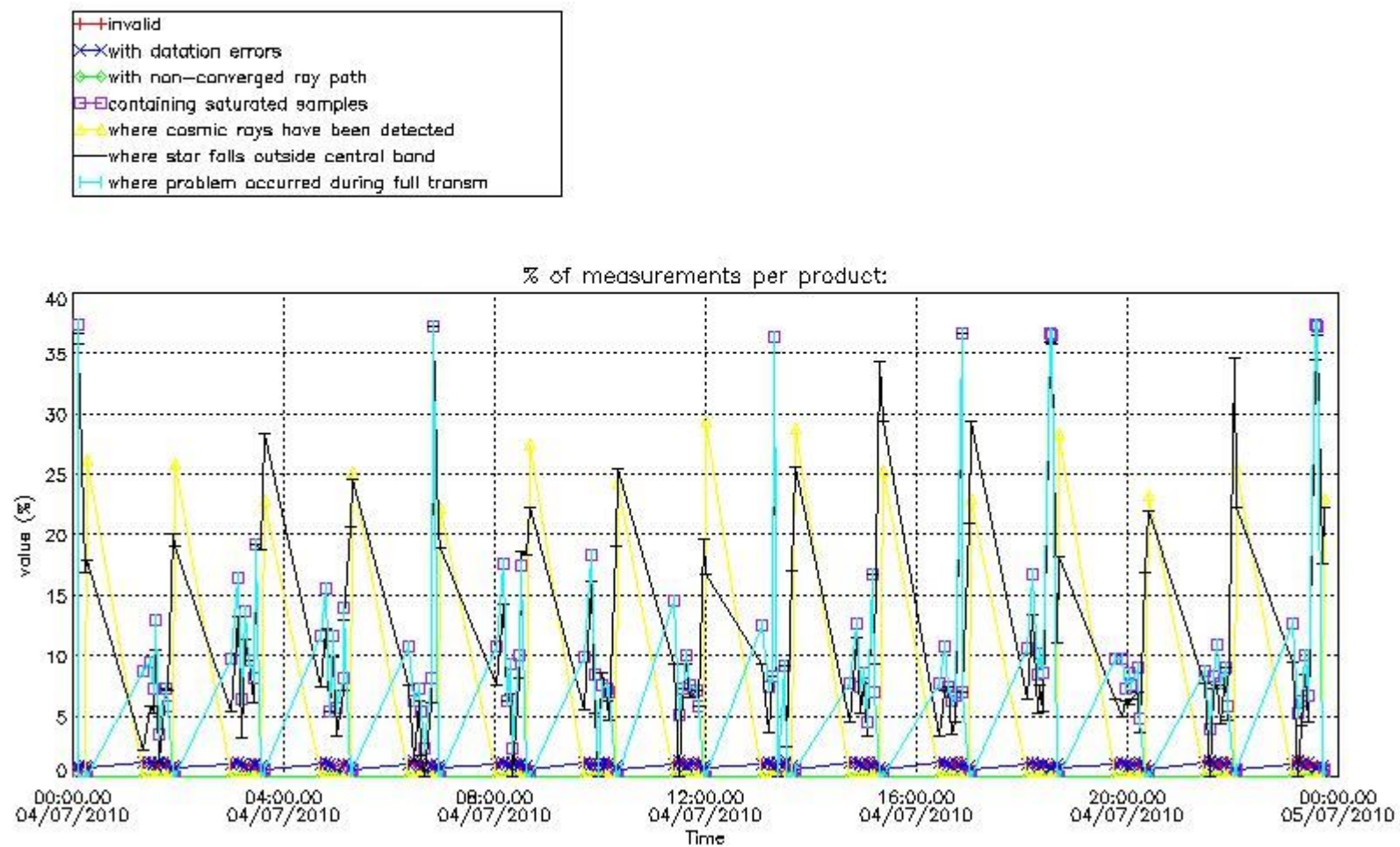
In this section it is plotted some information contained in the Quality Summary data set of the level 2 products that comes from the level 1b processing. Products without errors (error flag in the MPH set to "0") are used.

4.1 Plot quality information per product (time dependant) coming from level 1b processing

4.1.1 Plot level 1 quality information per product (time dependant): ENVISAT ASCENDING passes



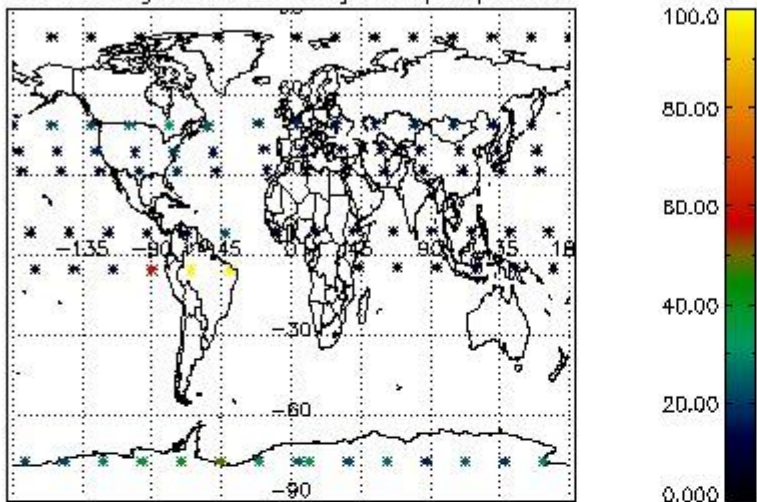
4.1.2 Plot level 1 quality information per product (time dependant): ENVI SAT DESCENDING passes



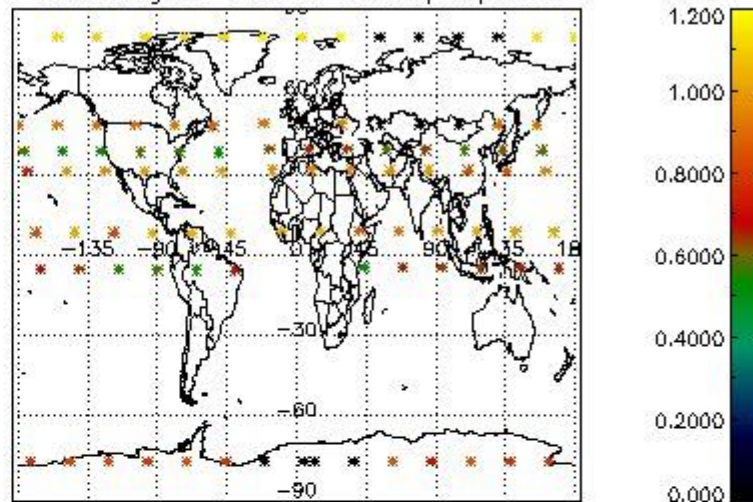
4.2 Plot quality information per product coming from level 1b processing (world map)

4.2.1 Plot level 1 quality information per product (world map): ENVISAT ASCENDING passes

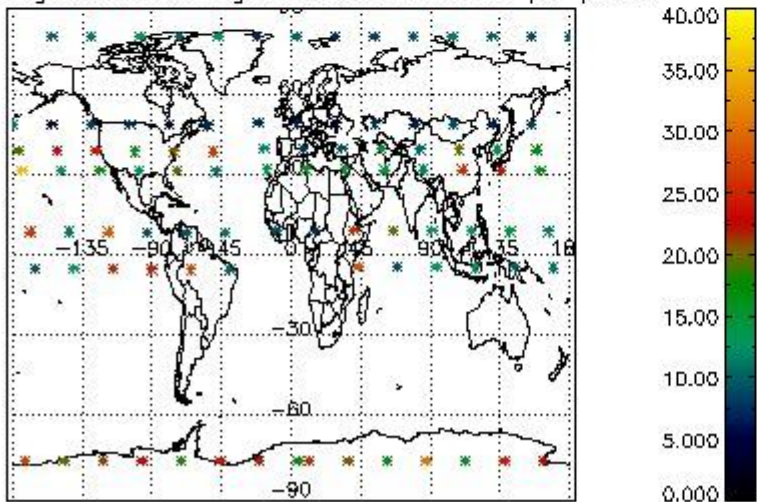
Percentage of cosmic ray hits per profile



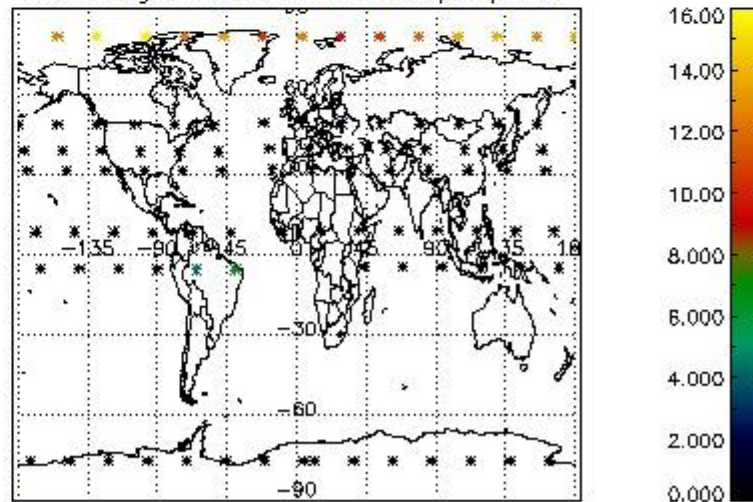
Percentage of datation errors per profile



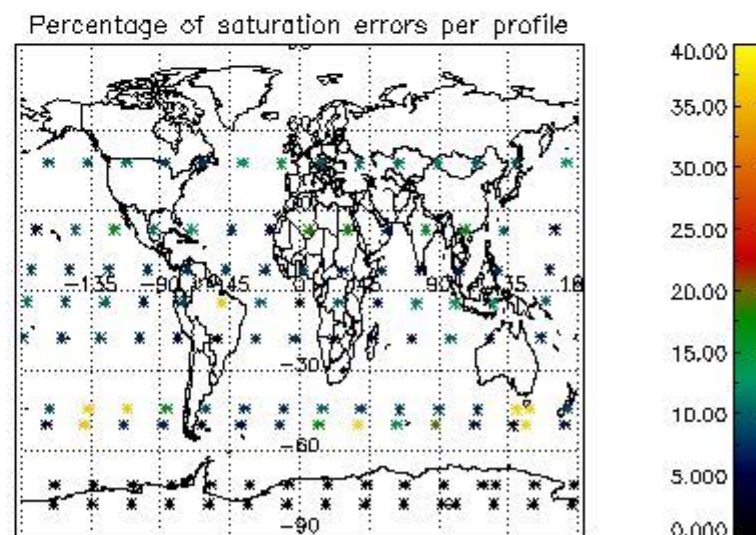
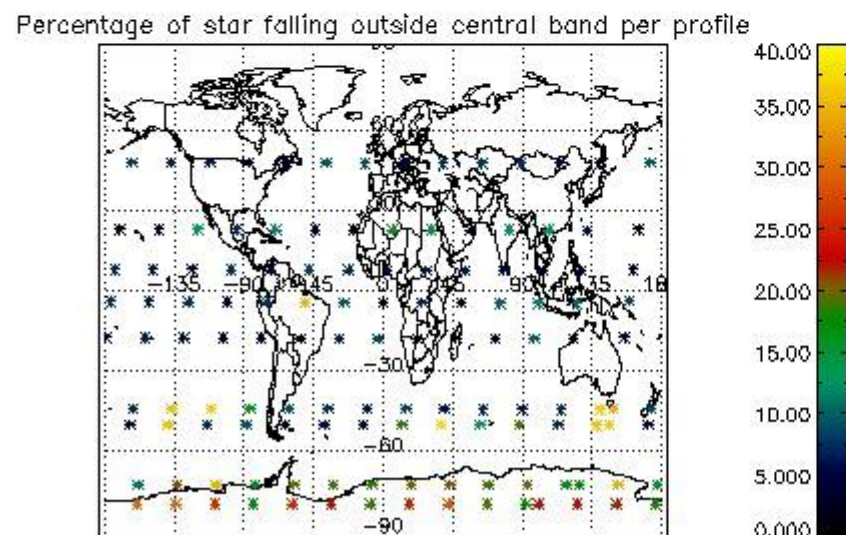
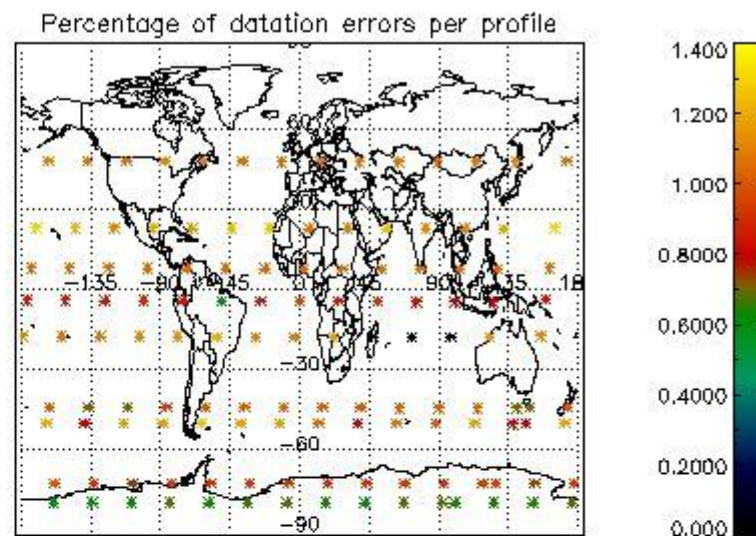
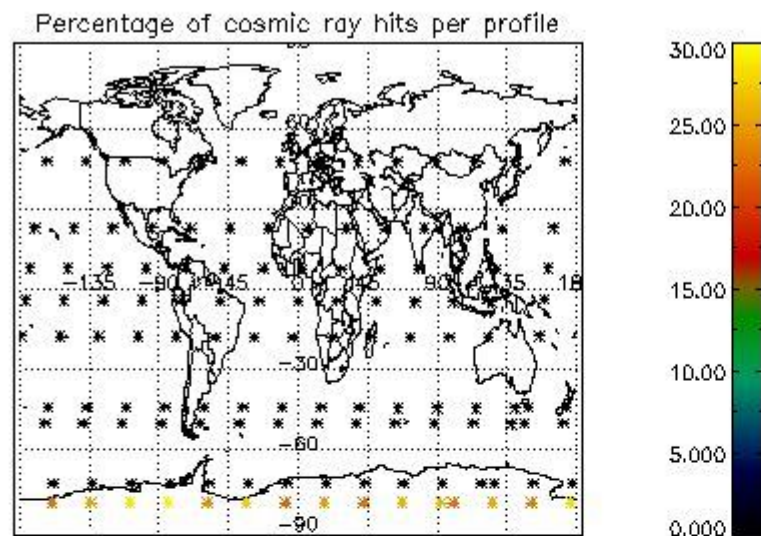
Percentage of star falling outside central band per profile



Percentage of saturation errors per profile



4.2.2 Plot level 1 quality information per product (world map): ENVISAT DESCENDING passes



5. Trace gas profiles

5.1 Ozone statistics based on quality of products

The final quality of the products can be "measured" using the STD (Standard Deviation) attached to every point profile. This information is written to the parameter GOM_NL__2P/NL_LOCAL_SPECIES_DENSITY/o3_std of the level 2 products. The table below shows the statistics for given STD ranges.

The statistics are given with respect to the overall valid production:

- Products without fatal errors: GOM_NL__2P/MPH/PRODUCT_ERR=0
- Valid point profile: GOM_NL__2P/NL_LOCAL_SPECIES_DENSITY/pcd(0)=0

The 'Criteria' is applied to valid points of dark limb products:

- Products in dark limb illumination condition: GOM_NL__2P/NL_SUMMARY_QUALITY/obs_ill_cond=0
- Products without fatal errors: GOM_NL__2P/MPH/PRODUCT_ERR=0
- Valid point profile: GOM_NL__2P/NL_LOCAL_SPECIES_DENSITY/pcd(0)=0

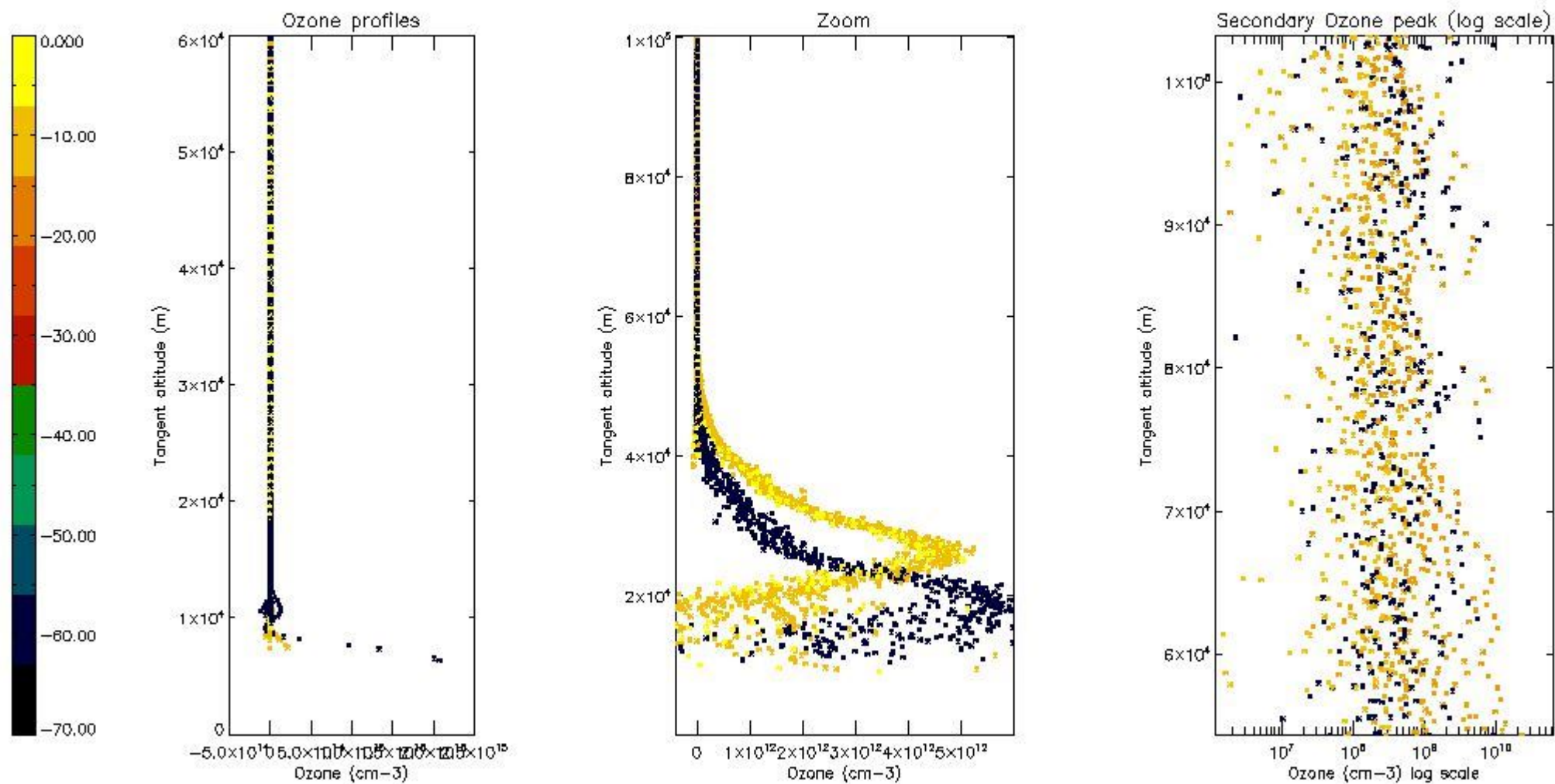
So, the table below shows the percentage of dark limb and valid observations for each criteria with respect to the overall valid daily observations.

Criteria	% of total production
All STD	21
STD < 20	6

STD < 10	3
STD < 5	1

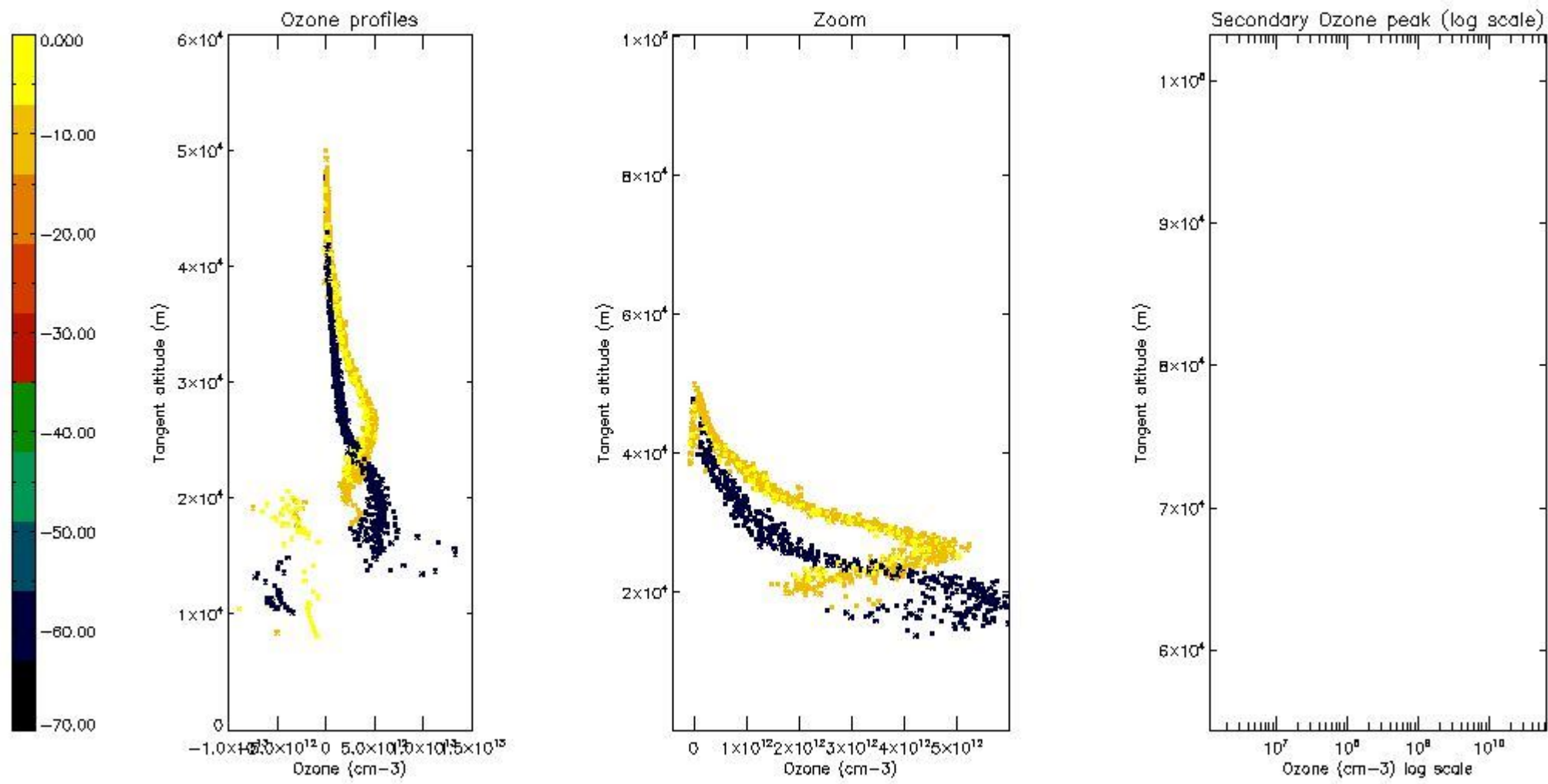
5.2 Plot ozone profiles for all STD (dark without errors)

The colorbar represents the latitude.



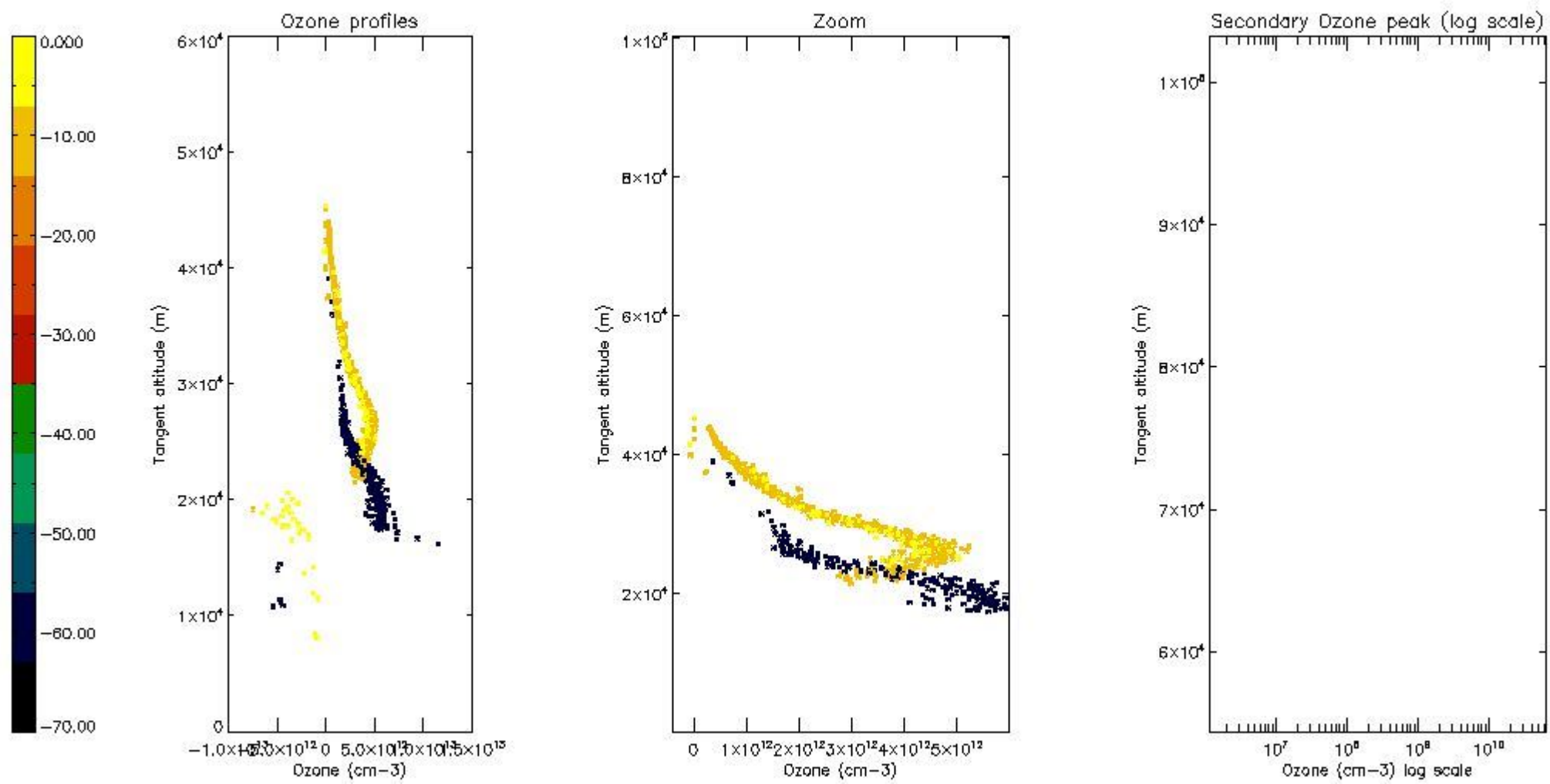
5.3 Plot ozone profiles where STD < 20% (dark without errors)

The colorbar represents the latitude.



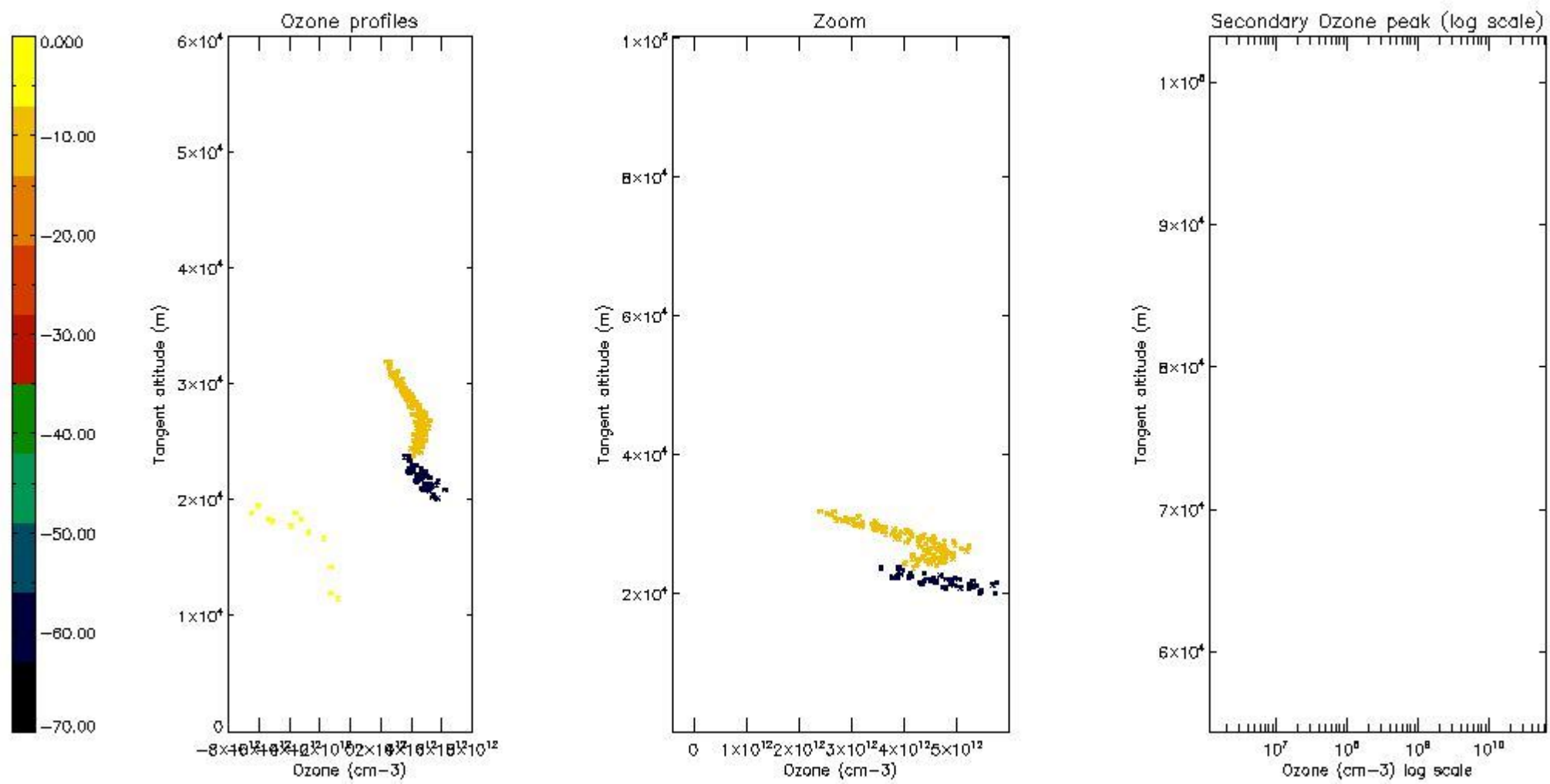
5.4 Plot ozone profiles where $STD < 10\%$ (dark without errors)

The colorbar represents the latitude.



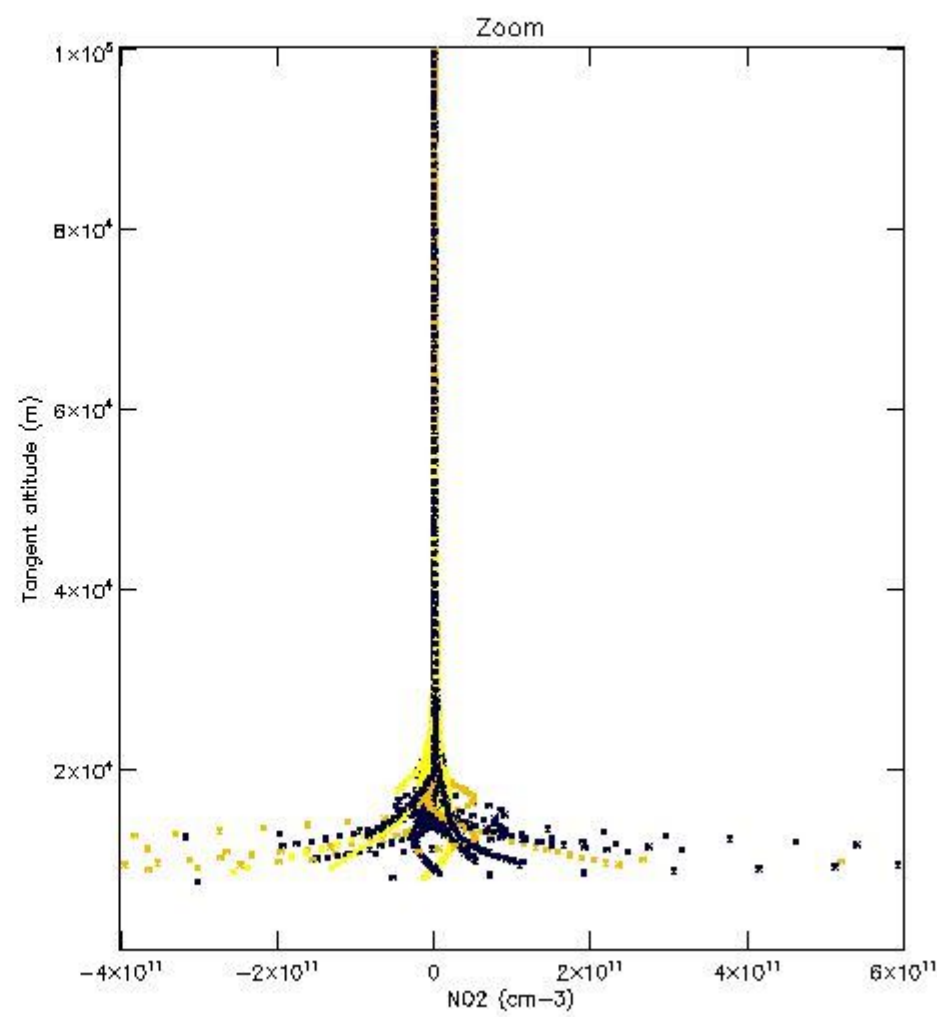
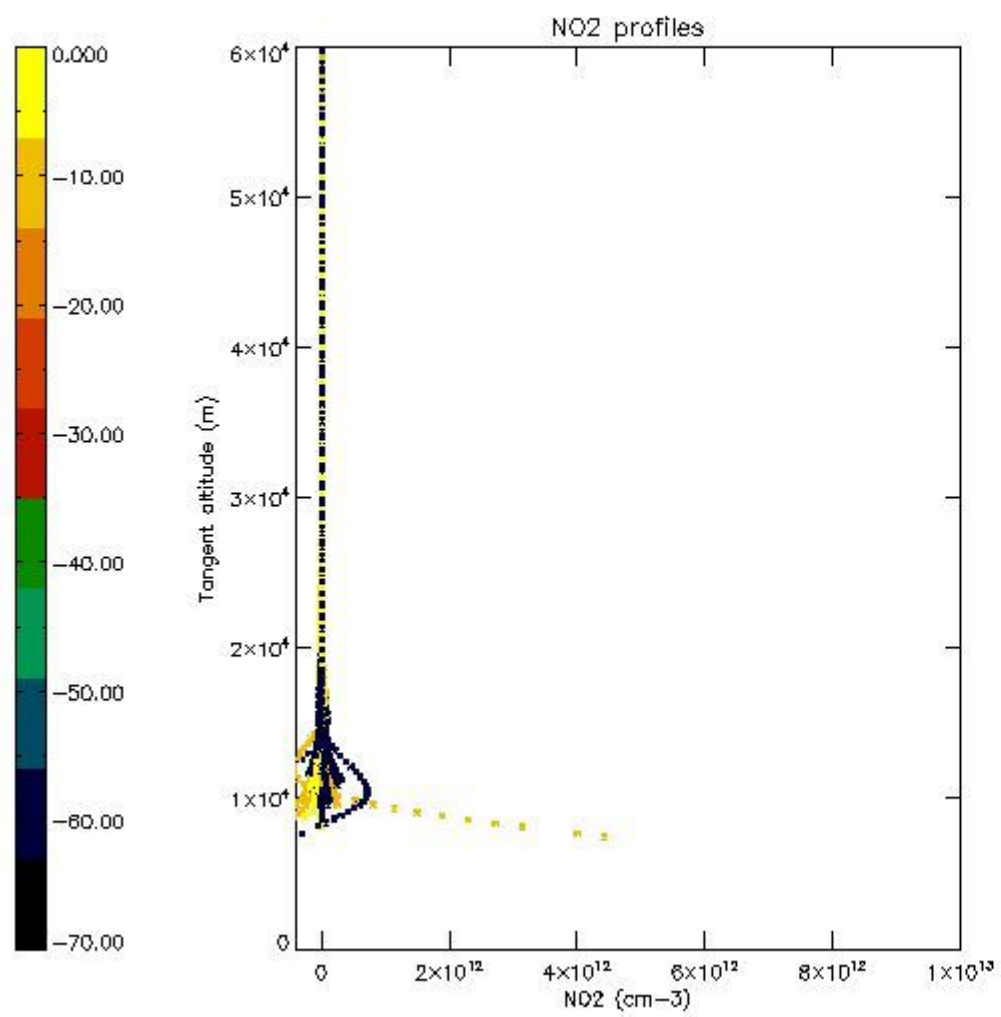
5.5 Plot ozone profiles where STD < 5% (dark without errors)

The colorbar represents the latitude.



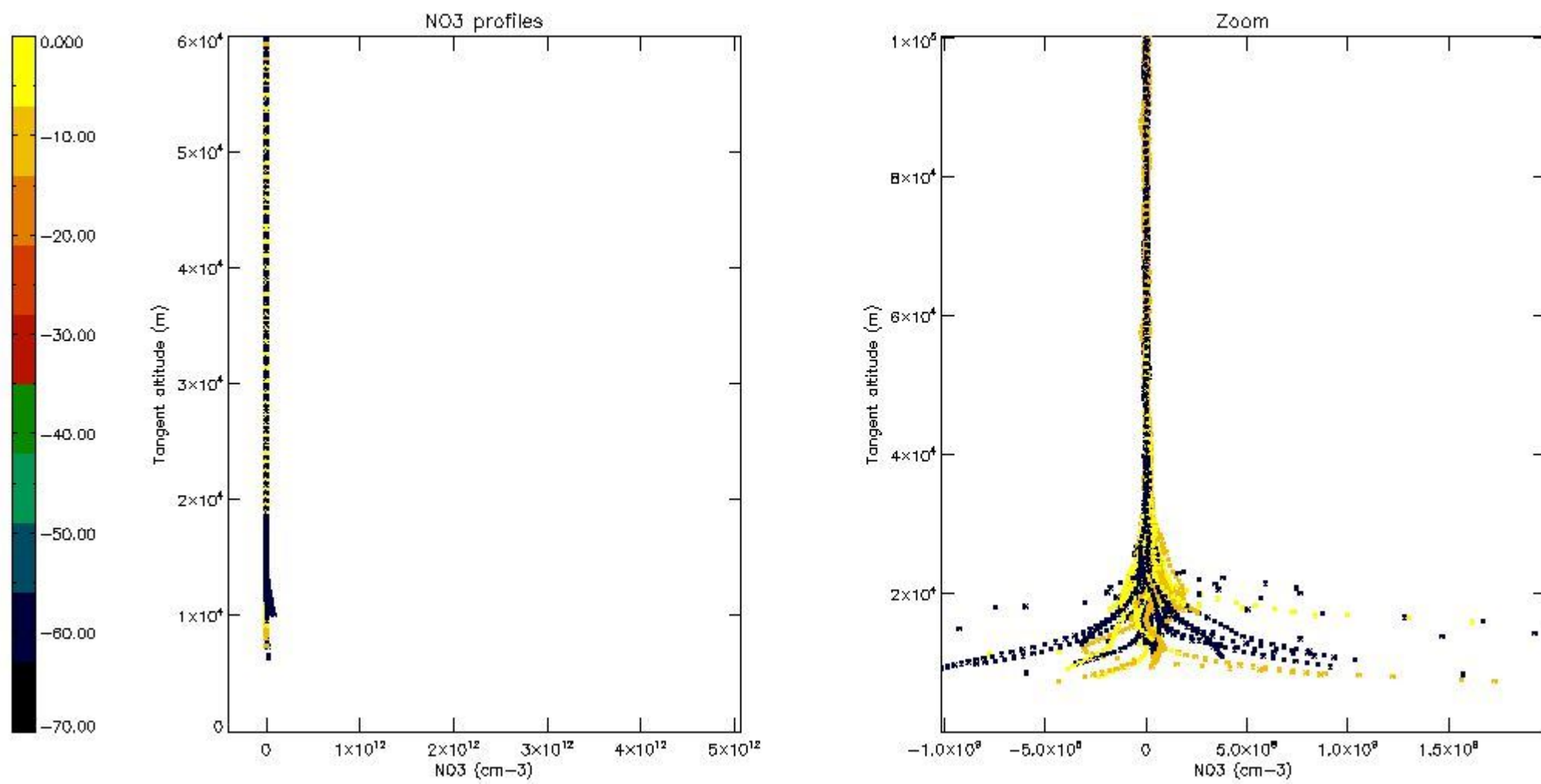
5.6 Plot NO₂ profiles for all STD (dark without errors)

The colorbar represents the latitude.



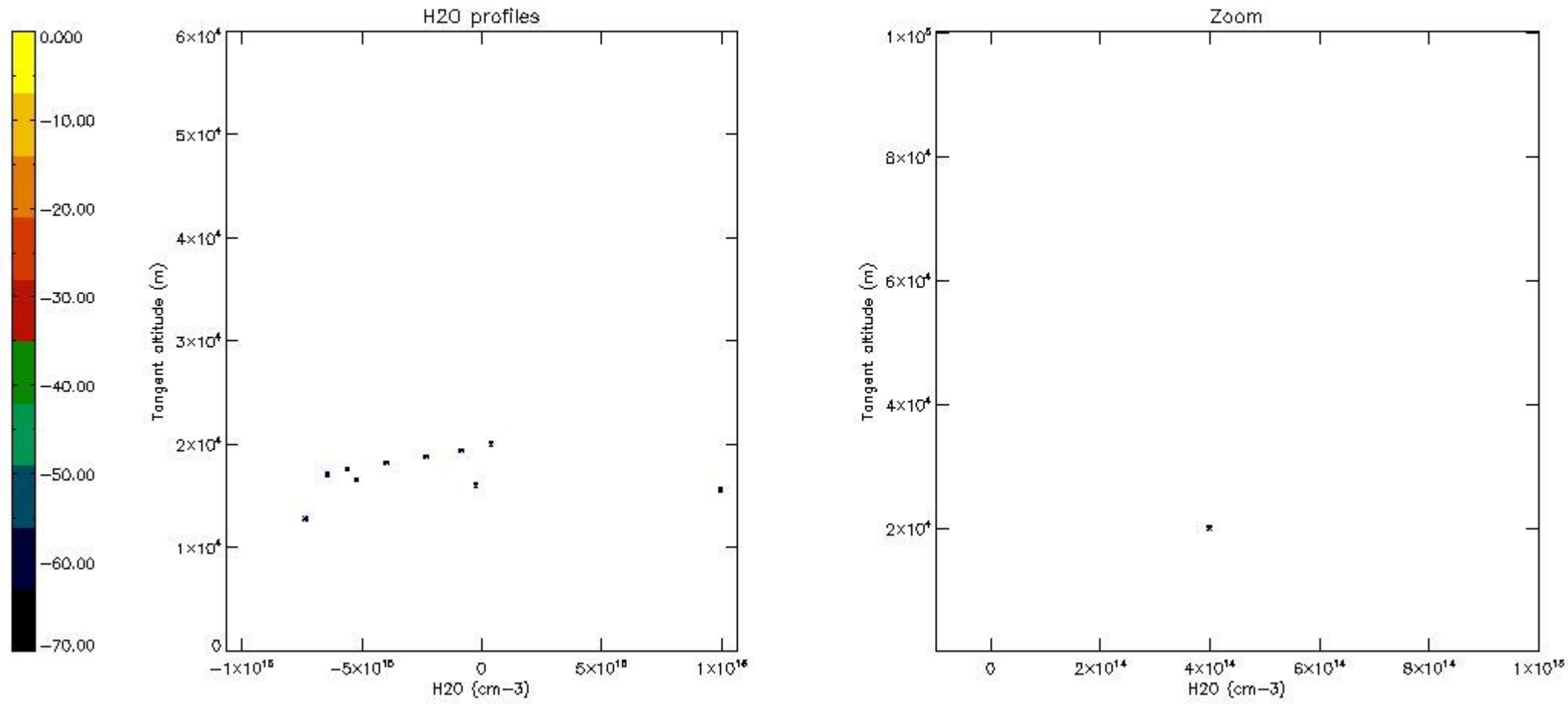
5.7 Plot NO3 profiles for all STD (dark without errors)

The colorbar represents the latitude.



5.8 Plot H2O profiles for all STD (only for occultations of stars 1,2,3,4,13,14,16,26,63 dark without errors)

The colorbar represents the latitude.



6. Auxiliary Data Files used for the production reported in section 2

The number reported in the third column indicates since which file (see list in section 2) the corresponding auxiliary file has been used. The fourth column is the date of those product files.

Type	Auxiliary Filename	Used since product	Used since product date
INST_PHYS_CHARACTERISTICS	GOM_INS_AXVIEC20091111_143220_20030716_120000_20500101_000000	1	04-JUL-2010 00:05:17
LEVEL-2_PROC_CONFIG	GOM_PR2_AXVIEC20091111_152718_20020301_000000_20500101_000000	1	04-JUL-2010 00:05:17
CROSS_SECTIONS_FILE	GOM_CRS_AXVIEC20091111_154832_20020301_000000_20500101_000000	1	04-JUL-2010 00:05:17

GOMOS Level 2 Daily Report

SUMMARY

[1. General Info](#)

[2. Summary of processed GOM_NL_2P products](#)

[3. Level 2 Quality information per product](#)

[3.1 Plot of level 2 quality information per product \(time dependant\)](#)

[3.2 Plot of level 2 quality information per product \(world map\)](#)

[4. Level 1 Quality information per product \(stored on level 2 products\)](#)

[4.1 Plot of level 1 quality information per product \(time dependant\)](#)

[4.1.1 Plot of level 1 quality information per product \(time dependant\): ASCENDING](#)

[4.1.2 Plot of level 1 quality information per product \(time dependant\): DESCENDING](#)

[4.2 Plot of level 1 quality information per product \(world map\)](#)

[4.2.1 Plot of level 1 quality information per product \(world map\): ASCENDING](#)

[4.2.2 Plot of level 1 quality information per product \(world map\): DESCENDING](#)

[5. Ozone profiles based on quality statistics and other trace gas profiles](#)

[5.1 Ozone statistics based on quality of products](#)

[5.2 Plot ozone profiles for all STD \(dark without errors\)](#)

[5.3 Plot ozone profiles where STD < 20% \(dark without errors\)](#)

[5.4. Plot ozone profiles where STD < 10% \(dark without errors\)](#)

[5.5. Plot ozone profiles where STD < 5% \(dark without errors\)](#)

[5.6 Plot NO2 profiles for all STD \(dark without errors\)](#)

[5.7 Plot NO3 profiles for all STD \(dark without errors\)](#)

[5.8 Plot H2O profiles \(only for occultations of stars 1,2,3,4,13,14,16,26,63 dark without errors\) for all STD](#)

[6. Auxiliary Data Files used for the production reported in section 2](#)

This report presents the daily analysis on parameters extracted from GOMOS level 2 data (GOM_NL__2P). It is intended to monitor some important parameters that will impact the quality of these products. A list of level 2 products (and content) that have arrived during the reporting day to the PCF is also given.

Item	Value
Time of report generation	29APR2013 12:40:02
Data source version	GOMOS/6.01
Start time of products	04-07-2010 (04JUL2010 00:00:00)
Stop time of products	05-07-2010 (05JUL2010 00:00:00)
Store outputs in DB	Yes
Nb of level 2 prods	227
Nb of prods with errors	0

2. Summary of processed GOM_NL__2P products.

Nr	Filename	UTC Start time	Limb	Duration	Star Id	Star Name	Star Mag	Star Temp	Nb Meas	Orbit	Prod. error
1	GOM_NL__2PRFIN20100704_000517_000000712090_00474_43614_7614.N1	04-JUL-2010 00:05:17	Bright	71.000	74	11Bet Cas	2.2680	6600.0	142	43614	No
2	GOM_NL__2PRFIN20100704_000658_000000622090_00474_43614_7615.N1	04-JUL-2010 00:06:58	Bright	61.500	110	37Del Cas	2.6780	8900.0	123	43614	No
3	GOM_NL__2PRFIN20100704_001337_000000542090_00474_43614_7616.N1	04-JUL-2010 00:13:37	Bright	53.500	73	57Gam1And	2.2600	13100.	107	43614	No
4	GOM_NL__2PRFIN20100704_001612_000000732090_00474_43614_7617.N1	04-JUL-2010 00:16:12	Twilight	72.500	53	43Bet And	2.0480	3300.0	145	43614	No
5	GOM_NL__2PRFIN20100704_002046_000000592090_00474_43614_7618.N1	04-JUL-2010 00:20:46	Dark	58.500	50	13Alp Ari	2.0070	4250.0	117	43614	No
6	GOM_NL__2PRFIN20100704_004133_000000762090_00474_43614_7619.N1	04-JUL-2010 00:41:33	Dark	75.500	52	16Bet Cet	2.0370	4500.0	151	43614	No
7	GOM_NL__2PRFIN20100704_004528_000000492090_00475_43615_7617.N1	04-JUL-2010 00:45:28	Dark	49.000	84	Alp Phe	2.3970	4500.0	98	43615	No
8	GOM_NL__2PRFIN20100704_005154_000000502090_00475_43615_7618.N1	04-JUL-2010 00:51:54	Straylight	50.000	63	Bet Gru	2.1500	2800.0	100	43615	No
9	GOM_NL__2PRFIN20100704_005358_000000952090_00475_43615_7619.N1	04-JUL-2010 00:53:58	Straylight	95.000	18	24Alp PsA	1.1660	9700.0	190	43615	No
10	GOM_NL__2PRFIN20100704_005647_000000572090_00475_43615_7620.N1	04-JUL-2010 00:56:47	Straylight	56.500	172	Gam Gru	3.0030	13100.	113	43615	No
11	GOM_NL__2PRFIN20100704_010757_000000462090_00475_43615_7621.N1	04-JUL-2010 01:07:57	Bright	45.500	155	41Pi Sgr	2.9000	6600.0	91	43615	No
12	GOM_NL__2PRFIN20100704_012001_000000462090_00475_43615_7622.N1	04-JUL-2010 01:20:01	Bright	45.500	168	17Zet Aql	2.9860	11000.	91	43615	No
13	GOM_NL__2PRFIN20100704_012702_000000432090_00475_43615_7623.N1	04-JUL-2010 01:27:02	Bright	42.500	5	3Alp Lyr	0.033000	11000.	85	43615	No
14	GOM_NL__2PRFIN20100704_013118_000000482090_00475_43615_7624.N1	04-JUL-2010 01:31:18	Bright	48.000	144	18Del Cyg	2.8600	11000.	96	43615	No
15	GOM_NL__2PRFIN20100704_013444_000000622090_00475_43615_7625.N1	04-JUL-2010 01:34:44	Bright	62.000	19	50Alp Cyg	1.2460	10500.	124	43615	No
16	GOM_NL__2PRFIN20100704_013826_000000442090_00475_43615_7626.N1	04-JUL-2010 01:38:26	Bright	43.500	89	5Alp Cep	2.4510	8000.0	87	43615	No
17	GOM_NL__2PRFIN20100704_014553_000000492090_00475_43615_7627.N1	04-JUL-2010 01:45:53	Bright	48.500	74	11Bet Cas	2.2680	6600.0	97	43615	No
18	GOM_NL__2PRFIN20100704_014734_000000432090_00475_43615_7628.N1	04-JUL-2010 01:47:34	Bright	42.500	110	37Del Cas	2.6780	8900.0	85	43615	No
19	GOM_NL__2PRFIN20100704_015413_000000552090_00475_43615_7629.N1	04-JUL-2010 01:54:13	Bright	55.000	73	57Gam1And	2.2600	13100.	110	43615	No
20	GOM_NL__2PRFIN20100704_015648_000000742090_00475_43615_7630.N1	04-JUL-2010 01:56:48	Twilight	73.500	53	43Bet And	2.0480	3300.0	147	43615	No
21	GOM_NL__2PRFIN20100704_020123_000000622090_00475_43615_7631.N1	04-JUL-2010 02:01:23	Dark	61.500	50	13Alp Ari	2.0070	4250.0	123	43615	No
22	GOM_NL__2PRFIN20100704_022211_000000932090_00475_43615_7632.N1	04-JUL-2010 02:22:11	Dark	93.000	52	16Bet Cet	2.0370	4500.0	186	43615	No
23	GOM_NL__2PRFIN20100704_022605_000000482090_00476_43616_7629.N1	04-JUL-2010 02:26:05	Dark	48.000	84	Alp Phe	2.3970	4500.0	96	43616	No
24	GOM_NL__2PRFIN20100704_023231_000000542090_00476_43616_7630.N1	04-JUL-2010 02:32:31	Straylight	54.000	63	Bet Gru	2.1500	2800.0	108	43616	No
25	GOM_NL__2PRFIN20100704_023435_000000882090_00476_43616_7631.N1	04-JUL-2010 02:34:35	Straylight	88.000	18	24Alp PsA	1.1660	9700.0	176	43616	No
26	GOM_NL__2PRFIN20100704_023724_000000552090_00476_43616_7632.N1	04-JUL-2010 02:37:24	Straylight	55.000	172	Gam Gru	3.0030	13100.	110	43616	No
27	GOM_NL__2PRFIN20100704_024833_000000452090_00476_43616_7633.N1	04-JUL-2010 02:48:33	Bright	44.500	155	41Pi Sgr	2.9000	6600.0	89	43616	No
28	GOM_NL__2PRFIN20100704_030037_000000472090_00476_43616_7634.N1	04-JUL-2010 03:00:37	Bright	46.500	168	17Zet Aql	2.9860	11000.	93	43616	No
29	GOM_NL__2PRFIN20100704_030738_000000462090_00476_43616_7635.N1	04-JUL-2010 03:07:38	Bright	45.500	5	3Alp Lyr	0.033000	11000.	91	43616	No
30	GOM_NL__2PRFIN20100704_031153_000000472090_00476_43616_7636.N1	04-JUL-2010 03:11:53	Bright	47.000	144	18Del Cyg	2.8600	11000.	94	43616	No
31	GOM_NL__2PRFIN20100704_031519_000000622090_00476_43616_7637.N1	04-JUL-2010 03:15:19	Bright	62.000	19	50Alp Cyg	1.2460	10500.	124	43616	No
32	GOM_NL__2PRFIN20100704_031901_000000472090_00476_43616_7638.N1	04-JUL-2010 03:19:01	Bright	47.000	89	5Alp Cep	2.4510	8000.0	94	43616	No
33	GOM_NL__2PRFIN20100704_032628_000000492090_00476_43616_7639.N1	04-JUL-2010 03:26:28	Bright	49.000	74	11Bet Cas	2.2680	6600.0	98	43616	No
34	GOM_NL__2PRFIN20100704_032809_000000502090_00476_43616_7640.N1	04-JUL-2010 03:28:09	Bright	49.500	110	37Del Cas	2.6780	8900.0	99	43616	No
35	GOM_NL__2PRFIN20100704_033448_000000542090_00476_43616_7641.N1	04-JUL-2010 03:34:48	Bright	53.500	73	57Gam1And	2.2600	13100.	107	43616	No
36	GOM_NL__2PRFIN20100704_033724_000000832090_00476_43616_7642.N1	04-JUL-2010 03:37:24	Twilight	83.000	53	43Bet And	2.0480	3300.0	166	43616	No
37	GOM_NL__2PRFIN20100704_034159_000000642090_00476_43616_7643.N1	04-JUL-2010 03:41:59	Dark	63.500	50	13Alp Ari	2.0070	4250.0	127	43616	No
38	GOM_NL__2PRFIN20100704_040249_000000892090_00476_43616_7644.N1	04-JUL-2010 04:02:49	Dark	88.500	52	16Bet Cet	2.0370	4500.0	177	43616	No
39	GOM_NL__2PRFIN20100704_040642_000000492090_00477_43617_7639.N1	04-JUL-2010 04:06:42	Dark	49.000	84	Alp Phe	2.3970	4500.0	98	43617	No
40	GOM_NL__2PRFIN20100704_041308_000000512090_00477_43617_7640.N1	04-JUL-2010 04:13:08	Straylight	50.500	63	Bet Gru	2.1500	2800.0	101	43617	No
41	GOM_NL__2PRFIN20100704_041513_000000852090_00477_43617_7641.N1	04-JUL-2010 04:15:13	Straylight	85.000	18	24Alp PsA	1.1660	9700.0	170	43617	No
42	GOM_NL__2PRFIN20100704_041801_000000562090_00477_43617_7642.N1	04-JUL-2010 04:18:01	Straylight	55.500	172	Gam Gru	3.0030	13100.	111	43617	No

43	GOM_NL__2PRFIN20100704_042910_000000452090_00477_43617_7643.N1	04-JUL-2010 04:29:10	Bright	44.500	155	41Pi Sgr	2.9000	6600.0	89	43617	No
44	GOM_NL__2PRFIN20100704_044112_000000472090_00477_43617_7644.N1	04-JUL-2010 04:41:12	Bright	47.000	168	17Zet Aql	2.9860	11000.	94	43617	No
45	GOM_NL__2PRFIN20100704_044814_000000452090_00477_43617_7645.N1	04-JUL-2010 04:48:14	Bright	45.000	5	3Alp Lyr	0.033000	11000.	90	43617	No
46	GOM_NL__2PRFIN20100704_045229_000000472090_00477_43617_7646.N1	04-JUL-2010 04:52:29	Bright	47.000	144	18Del Cyg	2.8600	11000.	94	43617	No
47	GOM_NL__2PRFIN20100704_045553_000000612090_00477_43617_7647.N1	04-JUL-2010 04:55:53	Bright	60.500	19	50Alp Cyg	1.2460	10500.	121	43617	No
48	GOM_NL__2PRFIN20100704_045936_000000452090_00477_43617_7648.N1	04-JUL-2010 04:59:36	Bright	44.500	89	5Alp Cep	2.4510	8000.0	89	43617	No
49	GOM_NL__2PRFIN20100704_050703_000000492090_00477_43617_7649.N1	04-JUL-2010 05:07:03	Bright	49.000	74	11Bet Cas	2.2680	6600.0	98	43617	No
50	GOM_NL__2PRFIN20100704_050845_000000472090_00477_43617_7650.N1	04-JUL-2010 05:08:45	Bright	46.500	110	37Del Cas	2.6780	8900.0	93	43617	No
51	GOM_NL__2PRFIN20100704_051524_000000562090_00477_43617_7651.N1	04-JUL-2010 05:15:24	Bright	55.500	73	57Gam1And	2.2600	13100.	111	43617	No
52	GOM_NL__2PRFIN20100704_051800_000000802090_00477_43617_7652.N1	04-JUL-2010 05:18:00	Twi_and_stray	79.500	53	43Bet And	2.0480	3300.0	159	43617	No
53	GOM_NL__2PRFIN20100704_052235_000000602090_00477_43617_7653.N1	04-JUL-2010 05:22:35	Dark	60.000	50	13Alp Ari	2.0070	4250.0	120	43617	No
54	GOM_NL__2PRFIN20100704_054327_000000912090_00477_43617_7654.N1	04-JUL-2010 05:43:27	Dark	91.000	52	16Bet Cet	2.0370	4500.0	182	43617	No
55	GOM_NL__2PRFIN20100704_054719_000000612090_00478_43618_7649.N1	04-JUL-2010 05:47:19	Dark	61.000	84	Alp Phe	2.3970	4500.0	122	43618	No
56	GOM_NL__2PRFIN20100704_055345_000000532090_00478_43618_7650.N1	04-JUL-2010 05:53:45	Straylight	52.500	63	Bet Gru	2.1500	2800.0	105	43618	No
57	GOM_NL__2PRFIN20100704_055550_000000932090_00478_43618_7651.N1	04-JUL-2010 05:55:50	Straylight	93.000	18	24Alp PsA	1.1660	9700.0	186	43618	No
58	GOM_NL__2PRFIN20100704_055838_000000562090_00478_43618_7652.N1	04-JUL-2010 05:58:38	Straylight	56.000	172	Gam Gru	3.0030	13100.	112	43618	No
59	GOM_NL__2PRFIN20100704_060946_000000442090_00478_43618_7653.N1	04-JUL-2010 06:09:46	Bright	44.000	155	41Pi Sgr	2.9000	6600.0	88	43618	No
60	GOM_NL__2PRFIN20100704_062148_000000472090_00478_43618_7654.N1	04-JUL-2010 06:21:48	Bright	46.500	168	17Zet Aql	2.9860	11000.	93	43618	No
61	GOM_NL__2PRFIN20100704_062849_000000402090_00478_43618_7655.N1	04-JUL-2010 06:28:49	Bright	40.000	5	3Alp Lyr	0.033000	11000.	80	43618	No
62	GOM_NL__2PRFIN20100704_063304_000000482090_00478_43618_7656.N1	04-JUL-2010 06:33:04	Bright	48.000	144	18Del Cyg	2.8600	11000.	96	43618	No
63	GOM_NL__2PRFIN20100704_063628_000000562090_00478_43618_7657.N1	04-JUL-2010 06:36:28	Bright	55.500	19	50Alp Cyg	1.2460	10500.	111	43618	No
64	GOM_NL__2PRFIN20100704_064012_000000432090_00478_43618_7658.N1	04-JUL-2010 06:40:12	Bright	42.500	89	5Alp Cep	2.4510	8000.0	85	43618	No
65	GOM_NL__2PRFIN20100704_064739_000000502090_00478_43618_7659.N1	04-JUL-2010 06:47:39	Bright	49.500	74	11Bet Cas	2.2680	6600.0	99	43618	No
66	GOM_NL__2PRFIN20100704_064921_000000632090_00478_43618_7660.N1	04-JUL-2010 06:49:21	Bright	63.000	110	37Del Cas	2.6780	8900.0	126	43618	No
67	GOM_NL__2PRFIN20100704_065600_000000552090_00478_43618_7661.N1	04-JUL-2010 06:56:00	Bright	55.000	73	57Gam1And	2.2600	13100.	110	43618	No
68	GOM_NL__2PRFIN20100704_065836_000000742090_00478_43618_7662.N1	04-JUL-2010 06:58:36	Twi_and_stray	74.000	53	43Bet And	2.0480	3300.0	148	43618	No
69	GOM_NL__2PRFIN20100704_070312_000000642090_00478_43618_7663.N1	04-JUL-2010 07:03:12	Dark	63.500	50	13Alp Ari	2.0070	4250.0	127	43618	No
70	GOM_NL__2PRFIN20100704_072405_000000782090_00478_43618_7664.N1	04-JUL-2010 07:24:05	Dark	78.000	52	16Bet Cet	2.0370	4500.0	156	43618	No
71	GOM_NL__2PRFIN20100704_072756_000000492090_00479_43619_7683.N1	04-JUL-2010 07:27:56	Dark	49.000	84	Alp Phe	2.3970	4500.0	98	43619	No
72	GOM_NL__2PRFIN20100704_073422_000000522090_00479_43619_7684.N1	04-JUL-2010 07:34:22	Straylight	51.500	63	Bet Gru	2.1500	2800.0	103	43619	No
73	GOM_NL__2PRFIN20100704_073628_000000932090_00479_43619_7685.N1	04-JUL-2010 07:36:28	Straylight	92.500	18	24Alp PsA	1.1660	9700.0	185	43619	No
74	GOM_NL__2PRFIN20100704_073915_000000552090_00479_43619_7686.N1	04-JUL-2010 07:39:15	Straylight	54.500	172	Gam Gru	3.0030	13100.	109	43619	No
75	GOM_NL__2PRFIN20100704_075022_000000442090_00479_43619_7687.N1	04-JUL-2010 07:50:22	Bright	44.000	155	41Pi Sgr	2.9000	6600.0	88	43619	No
76	GOM_NL__2PRFIN20100704_080223_000000472090_00479_43619_7688.N1	04-JUL-2010 08:02:23	Bright	46.500	168	17Zet Aql	2.9860	11000.	93	43619	No
77	GOM_NL__2PRFIN20100704_080925_000000462090_00479_43619_7689.N1	04-JUL-2010 08:09:25	Bright	45.500	5	3Alp Lyr	0.033000	11000.	91	43619	No
78	GOM_NL__2PRFIN20100704_081339_000000482090_00479_43619_7690.N1	04-JUL-2010 08:13:39	Bright	48.000	144	18Del Cyg	2.8600	11000.	96	43619	No
79	GOM_NL__2PRFIN20100704_081703_000000592090_00479_43619_7691.N1	04-JUL-2010 08:17:03	Bright	59.000	19	50Alp Cyg	1.2460	10500.	118	43619	No
80	GOM_NL__2PRFIN20100704_082047_000000432090_00479_43619_7692.N1	04-JUL-2010 08:20:47	Bright	43.000	89	5Alp Cep	2.4510	8000.0	86	43619	No
81	GOM_NL__2PRFIN20100704_082814_000000502090_00479_43619_7693.N1	04-JUL-2010 08:28:14	Bright	49.500	74	11Bet Cas	2.2680	6600.0	99	43619	No
82	GOM_NL__2PRFIN20100704_082957_000000492090_00479_43619_7694.N1	04-JUL-2010 08:29:57	Bright	48.500	110	37Del Cas	2.6780	8900.0	97	43619	No
83	GOM_NL__2PRFIN20100704_083636_000000552090_00479_43619_7695.N1	04-JUL-2010 08:36:36	Bright	54.500	73	57Gam1And	2.2600	13100.	109	43619	No
84	GOM_NL__2PRFIN20100704_083912_000000772090_00479_43619_7696.N1	04-JUL-2010 08:39:12	Twi_and_stray	76.500	53	43Bet And	2.0480	3300.0	153	43619	No
85	GOM_NL__2PRFIN20100704_084348_000000612090_00479_43619_7697.N1	04-JUL-2010 08:43:48	Dark	61.000	50	13Alp Ari	2.0070	4250.0	122	43619	No
86	GOM_NL__2PRFIN20100704_090443_000000752090_00479_43619_7698.N1	04-JUL-2010 09:04:43	Dark	74.500	52	16Bet Cet	2.0370	4500.0	149	43619	No
87	GOM_NL__2PRFIN20100704_090833_000000602090_00480_43620_7718.N1	04-JUL-2010 09:08:33	Dark	59.500	84	Alp Phe	2.3970	4500.0	119	43620	No
88	GOM_NL__2PRFIN20100704_091458_000000682090_00480_43620_7719.N1	04-JUL-2010 09:14:58	Straylight	67.500	63	Bet Gru	2.1500	2800.0	135	43620	No
89	GOM_NL__2PRFIN20100704_091706_000000872090_00480_43620_7720.N1	04-JUL-2010 09:17:06	Straylight	87.000	18	24Alp PsA	1.1660	9700.0	174	43620	No
90	GOM_NL__2PRFIN20100704_091952_000000582090_00480_43620_7721.N1	04-JUL-2010 09:19:52	Straylight	58.000	172	Gam Gru	3.0030	13100.	116	43620	No
91	GOM_NL__2PRFIN20100704_093058_000000442090_00480_43620_7722.N1	04-JUL-2010 09:30:58	Bright	44.000	155	41Pi Sgr	2.9000	6600.0	88	43620	No
92	GOM_NL__2PRFIN20100704_094259_000000462090_00480_43620_7723.N1	04-JUL-2010 09:42:59	Bright	45.500	168	17Zet Aql	2.9860	11000.	91	43620	No
93	GOM_NL__2PRFIN20100704_095000_000000472090_00480_43620_7724.N1	04-JUL-2010 09:50:00	Bright	46.500	5	3Alp Lyr	0.033000	11000.	93	43620	No
94	GOM_NL__2PRFIN20100704_095414_000000482090_00480_43620_7725.N1	04-JUL-2010 09:54:14	Bright	47.500	144	18Del Cyg	2.8600	11000.	95	43620	No
95	GOM_NL__2PRFIN20100704_095737_000000522090_00480_43620_7726.N1	04-JUL-2010 09:57:37	Bright	52.000	19	50Alp Cyg	1.2460	10500.	104	43620	No
96	GOM_NL__2PRFIN20100704_100123_000000472090_00480_43620_7727.N1	04-JUL-2010 10:01:23	Bright	46.500	89	5Alp Cep	2.4510	8000.0	93	43620	No
97	GOM_NL__2PRFIN20100704_100850_000000492090_00480_43620_7728.N1	04-JUL-2010 10:08:50	Bright	48.500	74	11Bet Cas	2.2680	6600.0	97	43620	No
98	GOM_NL__2PRFIN20100704_101032_000000432090_00480_43620_7729.N1	04-JUL-2010 10:10:32	Bright	43.000	110	37Del Cas	2.6780	8900.0	86	43620	No
99	GOM_NL__2PRFIN20100704_101712_000000552090_00480_43620_7730.N1	04-JUL-2010 10:17:12	Bright	55.000	73	57Gam1And	2.2600	13100.	110	43620	No
100	GOM_NL__2PRFIN20100704_101948_000000812090_00480_43620_7731.N1	04-JUL-2010 10:19:48	Twi_and_stray	80.500	53	43Bet And	2.0480	3300.0	161	43620	No
101	GOM_NL__2PRFIN20100704_102424_000000612090_00480_43620_7732.N1	04-JUL-2010 10:24:24	Dark	61.000	50	13Alp Ari	2.0070	4250.0	122	43620	No

102	GOM_NL__2PRFIN20100704_104521_000000772090_00480_43620_7733.N1	04-JUL-2010 10:45:21	Dark	77.000	52	16Bet Cet	2.0370	4500.0	154	43620	No
103	GOM_NL__2PRFIN20100704_104910_000000502090_00481_43621_7771.N1	04-JUL-2010 10:49:10	Dark	49.500	84	Alp Phe	2.3970	4500.0	99	43621	No
104	GOM_NL__2PRFIN20100704_105535_000000542090_00481_43621_7772.N1	04-JUL-2010 10:55:35	Straylight	53.500	63	Bet Gru	2.1500	2800.0	107	43621	No
105	GOM_NL__2PRFIN20100704_105743_000000862090_00481_43621_7773.N1	04-JUL-2010 10:57:43	Straylight	85.500	18	24Alp PsA	1.1660	9700.0	171	43621	No
106	GOM_NL__2PRFIN20100704_110029_000000562090_00481_43621_7774.N1	04-JUL-2010 11:00:29	Straylight	56.000	172	Gam Gru	3.0030	13100.	112	43621	No
107	GOM_NL__2PRFIN20100704_111134_000000432090_00481_43621_7775.N1	04-JUL-2010 11:11:34	Bright	43.000	155	41Pi Sgr	2.9000	6600.0	86	43621	No
108	GOM_NL__2PRFIN20100704_112334_000000482090_00481_43621_7776.N1	04-JUL-2010 11:23:34	Bright	48.000	168	17Zet Aql	2.9860	11000.	96	43621	No
109	GOM_NL__2PRFIN20100704_113036_000000402090_00481_43621_7777.N1	04-JUL-2010 11:30:36	Bright	39.500	5	3Alp Lyr	0.033000	11000.	79	43621	No
110	GOM_NL__2PRFIN20100704_113449_000000482090_00481_43621_7778.N1	04-JUL-2010 11:34:49	Bright	48.000	144	18Del Cyg	2.8600	11000.	96	43621	No
111	GOM_NL__2PRFIN20100704_113812_000000602090_00481_43621_7779.N1	04-JUL-2010 11:38:12	Bright	59.500	19	50Alp Cyg	1.2460	10500.	119	43621	No
112	GOM_NL__2PRFIN20100704_114158_000000462090_00481_43621_7780.N1	04-JUL-2010 11:41:58	Bright	46.000	89	5Alp Cep	2.4510	8000.0	92	43621	No
113	GOM_NL__2PRFIN20100704_114925_000000492090_00481_43621_7781.N1	04-JUL-2010 11:49:25	Bright	49.000	74	11Bet Cas	2.2680	6600.0	98	43621	No
114	GOM_NL__2PRFIN20100704_115107_000000432090_00481_43621_7782.N1	04-JUL-2010 11:51:07	Bright	42.500	110	37Del Cas	2.6780	8900.0	85	43621	No
115	GOM_NL__2PRFIN20100704_115748_000000562090_00481_43621_7783.N1	04-JUL-2010 11:57:48	Bright	56.000	73	57Gam1And	2.2600	13100.	112	43621	No
116	GOM_NL__2PRFIN20100704_120024_000000722090_00481_43621_7784.N1	04-JUL-2010 12:00:24	Tw_i_and_stray	71.500	53	43Bet And	2.0480	3300.0	143	43621	No
117	GOM_NL__2PRFIN20100704_120501_000000662090_00481_43621_7785.N1	04-JUL-2010 12:05:01	Dark	66.000	50	13Alp Ari	2.0070	4250.0	132	43621	No
118	GOM_NL__2PRFIN20100704_122559_000000762090_00481_43621_7786.N1	04-JUL-2010 12:25:59	Dark	75.500	52	16Bet Cet	2.0370	4500.0	151	43621	No
119	GOM_NL__2PRFIN20100704_122948_000000512090_00482_43622_7799.N1	04-JUL-2010 12:29:48	Dark	50.500	84	Alp Phe	2.3970	4500.0	101	43622	No
120	GOM_NL__2PRFIN20100704_123612_000000592090_00482_43622_7800.N1	04-JUL-2010 12:36:12	Straylight	58.500	63	Bet Gru	2.1500	2800.0	117	43622	No
121	GOM_NL__2PRFIN20100704_123821_000000822090_00482_43622_7801.N1	04-JUL-2010 12:38:21	Straylight	81.500	18	24Alp PsA	1.1660	9700.0	163	43622	No
122	GOM_NL__2PRFIN20100704_124105_000000562090_00482_43622_7802.N1	04-JUL-2010 12:41:05	Straylight	55.500	172	Gam Gru	3.0030	13100.	111	43622	No
123	GOM_NL__2PRFIN20100704_125210_000000432090_00482_43622_7803.N1	04-JUL-2010 12:52:10	Bright	42.500	155	41Pi Sgr	2.9000	6600.0	85	43622	No
124	GOM_NL__2PRFIN20100704_130409_000000482090_00482_43622_7804.N1	04-JUL-2010 13:04:09	Bright	48.000	168	17Zet Aql	2.9860	11000.	96	43622	No
125	GOM_NL__2PRFIN20100704_131111_000000412090_00482_43622_7805.N1	04-JUL-2010 13:11:11	Bright	40.500	5	3Alp Lyr	0.033000	11000.	81	43622	No
126	GOM_NL__2PRFIN20100704_131525_000000482090_00482_43622_7806.N1	04-JUL-2010 13:15:25	Bright	48.000	144	18Del Cyg	2.8600	11000.	96	43622	No
127	GOM_NL__2PRFIN20100704_131847_000000842090_00482_43622_7807.N1	04-JUL-2010 13:18:47	Bright	84.000	19	50Alp Cyg	1.2460	10500.	168	43622	No
128	GOM_NL__2PRFIN20100704_132233_000000422090_00482_43622_7808.N1	04-JUL-2010 13:22:33	Bright	41.500	89	5Alp Cep	2.4510	8000.0	83	43622	No
129	GOM_NL__2PRFIN20100704_133000_000000502090_00482_43622_7809.N1	04-JUL-2010 13:30:00	Bright	49.500	74	11Bet Cas	2.2680	6600.0	99	43622	No
130	GOM_NL__2PRFIN20100704_133143_000000402090_00482_43622_7810.N1	04-JUL-2010 13:31:43	Bright	40.000	110	37Del Cas	2.6780	8900.0	80	43622	No
131	GOM_NL__2PRFIN20100704_133823_000000532090_00482_43622_7811.N1	04-JUL-2010 13:38:23	Bright	53.000	73	57Gam1And	2.2600	13100.	106	43622	No
132	GOM_NL__2PRFIN20100704_134100_000000802090_00482_43622_7812.N1	04-JUL-2010 13:41:00	Tw_i_and_stray	80.000	53	43Bet And	2.0480	3300.0	160	43622	No
133	GOM_NL__2PRFIN20100704_134537_000000642090_00482_43622_7813.N1	04-JUL-2010 13:45:37	Dark	63.500	50	13Alp Ari	2.0070	4250.0	127	43622	No
134	GOM_NL__2PRFIN20100704_140637_000000782090_00482_43622_7814.N1	04-JUL-2010 14:06:37	Dark	78.000	52	16Bet Cet	2.0370	4500.0	156	43622	No
135	GOM_NL__2PRFIN20100704_141024_000000502090_00483_43623_7813.N1	04-JUL-2010 14:10:24	Dark	49.500	84	Alp Phe	2.3970	4500.0	99	43623	No
136	GOM_NL__2PRFIN20100704_141649_000000602090_00483_43623_7814.N1	04-JUL-2010 14:16:49	Straylight	60.000	63	Bet Gru	2.1500	2800.0	120	43623	No
137	GOM_NL__2PRFIN20100704_141858_000000892090_00483_43623_7815.N1	04-JUL-2010 14:18:58	Straylight	88.500	18	24Alp PsA	1.1660	9700.0	177	43623	No
138	GOM_NL__2PRFIN20100704_142142_000000562090_00483_43623_7816.N1	04-JUL-2010 14:21:42	Straylight	55.500	172	Gam Gru	3.0030	13100.	111	43623	No
139	GOM_NL__2PRFIN20100704_143246_000000432090_00483_43623_7817.N1	04-JUL-2010 14:32:46	Bright	42.500	155	41Pi Sgr	2.9000	6600.0	85	43623	No
140	GOM_NL__2PRFIN20100704_144445_000000452090_00483_43623_7818.N1	04-JUL-2010 14:44:45	Bright	45.000	168	17Zet Aql	2.9860	11000.	90	43623	No
141	GOM_NL__2PRFIN20100704_145147_000000442090_00483_43623_7819.N1	04-JUL-2010 14:51:47	Bright	43.500	5	3Alp Lyr	0.033000	11000.	87	43623	No
142	GOM_NL__2PRFIN20100704_145600_000000482090_00483_43623_7820.N1	04-JUL-2010 14:56:00	Bright	47.500	144	18Del Cyg	2.8600	11000.	95	43623	No
143	GOM_NL__2PRFIN20100704_145922_000000592090_00483_43623_7821.N1	04-JUL-2010 14:59:22	Bright	58.500	19	50Alp Cyg	1.2460	10500.	117	43623	No
144	GOM_NL__2PRFIN20100704_150308_000000442090_00483_43623_7822.N1	04-JUL-2010 15:03:08	Bright	44.000	89	5Alp Cep	2.4510	8000.0	88	43623	No
145	GOM_NL__2PRFIN20100704_151036_000000542090_00483_43623_7823.N1	04-JUL-2010 15:10:36	Bright	54.000	74	11Bet Cas	2.2680	6600.0	108	43623	No
146	GOM_NL__2PRFIN20100704_151219_000000432090_00483_43623_7824.N1	04-JUL-2010 15:12:19	Bright	43.000	110	37Del Cas	2.6780	8900.0	86	43623	No
147	GOM_NL__2PRFIN20100704_151859_000000672090_00483_43623_7825.N1	04-JUL-2010 15:18:59	Bright	67.000	73	57Gam1And	2.2600	13100.	134	43623	No
148	GOM_NL__2PRFIN20100704_152136_000000852090_00483_43623_7826.N1	04-JUL-2010 15:21:36	Tw_i_and_stray	85.000	53	43Bet And	2.0480	3300.0	170	43623	No
149	GOM_NL__2PRFIN20100704_152613_000000642090_00483_43623_7827.N1	04-JUL-2010 15:26:13	Dark	64.000	50	13Alp Ari	2.0070	4250.0	128	43623	No
150	GOM_NL__2PRFIN20100704_154715_000000792090_00483_43623_7828.N1	04-JUL-2010 15:47:15	Dark	78.500	52	16Bet Cet	2.0370	4500.0	157	43623	No
151	GOM_NL__2PRFIN20100704_155102_000000512090_00484_43624_7869.N1	04-JUL-2010 15:51:02	Dark	51.000	84	Alp Phe	2.3970	4500.0	102	43624	No
152	GOM_NL__2PRFIN20100704_155726_000000512090_00484_43624_7870.N1	04-JUL-2010 15:57:26	Straylight	50.500	63	Bet Gru	2.1500	2800.0	101	43624	No
153	GOM_NL__2PRFIN20100704_155936_000000792090_00484_43624_7871.N1	04-JUL-2010 15:59:36	Straylight	79.000	18	24Alp PsA	1.1660	9700.0	158	43624	No
154	GOM_NL__2PRFIN20100704_160219_000000552090_00484_43624_7872.N1	04-JUL-2010 16:02:19	Straylight	54.500	172	Gam Gru	3.0030	13100.	109	43624	No
155	GOM_NL__2PRFIN20100704_161322_000000442090_00484_43624_7873.N1	04-JUL-2010 16:13:22	Bright	44.000	155	41Pi Sgr	2.9000	6600.0	88	43624	No
156	GOM_NL__2PRFIN20100704_162520_000000452090_00484_43624_7874.N1	04-JUL-2010 16:25:20	Bright	45.000	168	17Zet Aql	2.9860	11000.	90	43624	No
157	GOM_NL__2PRFIN20100704_163222_000000422090_00484_43624_7875.N1	04-JUL-2010 16:32:22	Bright	42.000	5	3Alp Lyr	0.033000	11000.	84	43624	No
158	GOM_NL__2PRFIN20100704_163635_000000482090_00484_43624_7876.N1	04-JUL-2010 16:36:35	Bright	47.500	144	18Del Cyg	2.8600	11000.	95	43624	No
159	GOM_NL__2PRFIN20100704_163957_000000572090_00484_43624_7877.N1	04-JUL-2010 16:39:57	Bright	56.500	19	50Alp Cyg	1.2460	10500.	113	43624	No
160	GOM_NL__2PRFIN20100704_164343_000000452090_00484_43624_7878.N1	04-JUL-2010 16:43:43	Bright	45.000	89	5Alp Cep	2.4510	8000.0	90	43624	No

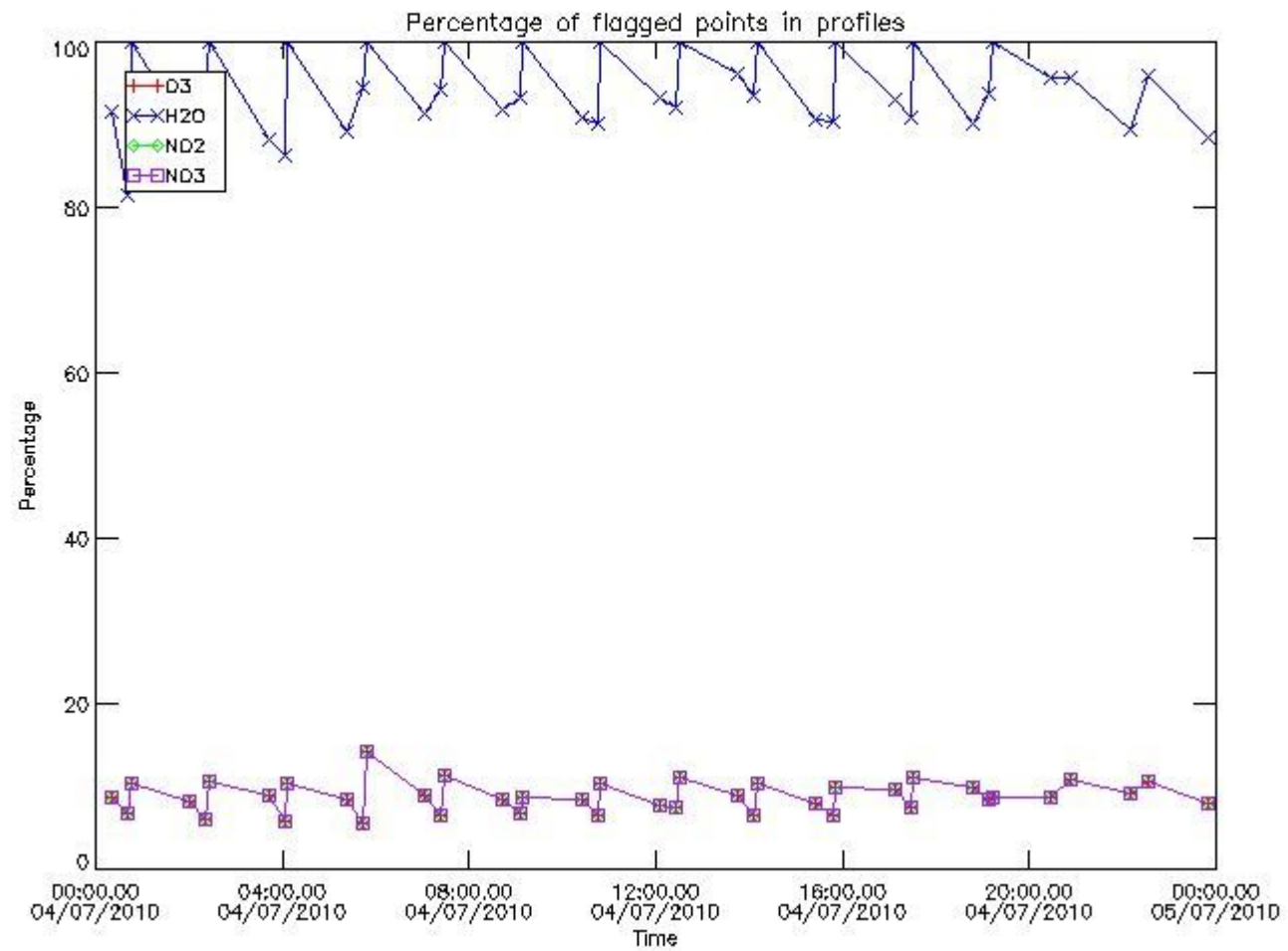
161	GOM_NL__2PRFIN20100704_165111_000000712090_00484_43624_7879.N1	04-JUL-2010 16:51:11	Bright	71.000	74	11Bet Cas	2.2680	6600.0	142	43624	No
162	GOM_NL__2PRFIN20100704_165254_000000432090_00484_43624_7880.N1	04-JUL-2010 16:52:54	Bright	43.000	110	37Del Cas	2.6780	8900.0	86	43624	No
163	GOM_NL__2PRFIN20100704_165935_000000552090_00484_43624_7881.N1	04-JUL-2010 16:59:35	Bright	55.000	73	57Gam1And	2.2600	13100.	110	43624	No
164	GOM_NL__2PRFIN20100704_170212_000000852090_00484_43624_7882.N1	04-JUL-2010 17:02:12	Tw_i_and_stray	85.000	53	43Bet And	2.0480	3300.0	170	43624	No
165	GOM_NL__2PRFIN20100704_170650_000000592090_00484_43624_7883.N1	04-JUL-2010 17:06:50	Dark	58.500	50	13Alp Ari	2.0070	4250.0	117	43624	No
166	GOM_NL__2PRFIN20100704_172753_000000762090_00484_43624_7884.N1	04-JUL-2010 17:27:53	Dark	76.000	52	16Bet Cet	2.0370	4500.0	152	43624	No
167	GOM_NL__2PRFIN20100704_173138_000000562090_00485_43625_7901.N1	04-JUL-2010 17:31:38	Dark	55.500	84	Alp Phe	2.3970	4500.0	111	43625	No
168	GOM_NL__2PRFIN20100704_173803_000000522090_00485_43625_7902.N1	04-JUL-2010 17:38:03	Straylight	52.000	63	Bet Gru	2.1500	2800.0	104	43625	No
169	GOM_NL__2PRFIN20100704_174014_000000852090_00485_43625_7903.N1	04-JUL-2010 17:40:14	Straylight	85.000	18	24Alp PsA	1.1660	9700.0	170	43625	No
170	GOM_NL__2PRFIN20100704_174256_000000552090_00485_43625_7904.N1	04-JUL-2010 17:42:56	Straylight	55.000	172	Gam Gru	3.0030	13100.	110	43625	No
171	GOM_NL__2PRFIN20100704_175359_000000432090_00485_43625_7905.N1	04-JUL-2010 17:53:59	Bright	43.000	155	41Pi Sgr	2.9000	6600.0	86	43625	No
172	GOM_NL__2PRFIN20100704_180556_000000472090_00485_43625_7906.N1	04-JUL-2010 18:05:56	Bright	47.000	168	17Zet Aql	2.9860	11000.	94	43625	No
173	GOM_NL__2PRFIN20100704_181258_000000452090_00485_43625_7907.N1	04-JUL-2010 18:12:58	Bright	45.000	5	3Alp Lyr	0.033000	11000.	90	43625	No
174	GOM_NL__2PRFIN20100704_181710_000000482090_00485_43625_7908.N1	04-JUL-2010 18:17:10	Bright	47.500	144	18Del Cyg	2.8600	11000.	95	43625	No
175	GOM_NL__2PRFIN20100704_182031_000000592090_00485_43625_7909.N1	04-JUL-2010 18:20:31	Bright	59.000	19	50Alp Cyg	1.2460	10500.	118	43625	No
176	GOM_NL__2PRFIN20100704_182419_000000472090_00485_43625_7910.N1	04-JUL-2010 18:24:19	Bright	46.500	89	5Alp Cep	2.4510	8000.0	93	43625	No
177	GOM_NL__2PRFIN20100704_183146_000000712090_00485_43625_7911.N1	04-JUL-2010 18:31:46	Bright	71.000	74	11Bet Cas	2.2680	6600.0	142	43625	No
178	GOM_NL__2PRFIN20100704_183330_000000632090_00485_43625_7912.N1	04-JUL-2010 18:33:30	Bright	63.000	110	37Del Cas	2.6780	8900.0	126	43625	No
179	GOM_NL__2PRFIN20100704_184011_000000502090_00485_43625_7913.N1	04-JUL-2010 18:40:11	Bright	50.000	73	57Gam1And	2.2600	13100.	100	43625	No
180	GOM_NL__2PRFIN20100704_184248_000000742090_00485_43625_7914.N1	04-JUL-2010 18:42:48	Tw_i_and_stray	74.000	53	43Bet And	2.0480	3300.0	148	43625	No
181	GOM_NL__2PRFIN20100704_184726_000000722090_00485_43625_7915.N1	04-JUL-2010 18:47:26	Dark	71.500	50	13Alp Ari	2.0070	4250.0	143	43625	No
182	GOM_NL__2PRFIN20100704_190831_000000952090_00485_43625_7916.N1	04-JUL-2010 19:08:31	Dark	95.000	52	16Bet Cet	2.0370	4500.0	190	43625	No
183	GOM_NL__2PRFIN20100704_191215_000000582090_00486_43626_7928.N1	04-JUL-2010 19:12:15	Dark	58.000	84	Alp Phe	2.3970	4500.0	116	43626	No
184	GOM_NL__2PRFIN20100704_191840_000000522090_00486_43626_7929.N1	04-JUL-2010 19:18:40	Straylight	52.000	63	Bet Gru	2.1500	2800.0	104	43626	No
185	GOM_NL__2PRFIN20100704_192052_000000782090_00486_43626_7930.N1	04-JUL-2010 19:20:52	Straylight	77.500	18	24Alp PsA	1.1660	9700.0	155	43626	No
186	GOM_NL__2PRFIN20100704_192333_000000532090_00486_43626_7931.N1	04-JUL-2010 19:23:33	Straylight	53.000	172	Gam Gru	3.0030	13100.	106	43626	No
187	GOM_NL__2PRFIN20100704_193435_000000452090_00486_43626_7932.N1	04-JUL-2010 19:34:35	Bright	44.500	155	41Pi Sgr	2.9000	6600.0	89	43626	No
188	GOM_NL__2PRFIN20100704_194631_000000472090_00486_43626_7933.N1	04-JUL-2010 19:46:31	Bright	46.500	168	17Zet Aql	2.9860	11000.	93	43626	No
189	GOM_NL__2PRFIN20100704_195333_000000412090_00486_43626_7934.N1	04-JUL-2010 19:53:33	Bright	41.000	5	3Alp Lyr	0.033000	11000.	82	43626	No
190	GOM_NL__2PRFIN20100704_195745_000000482090_00486_43626_7935.N1	04-JUL-2010 19:57:45	Bright	48.000	144	18Del Cyg	2.8600	11000.	96	43626	No
191	GOM_NL__2PRFIN20100704_200106_000000592090_00486_43626_7936.N1	04-JUL-2010 20:01:06	Bright	58.500	19	50Alp Cyg	1.2460	10500.	117	43626	No
192	GOM_NL__2PRFIN20100704_200454_000000472090_00486_43626_7937.N1	04-JUL-2010 20:04:54	Bright	46.500	89	5Alp Cep	2.4510	8000.0	93	43626	No
193	GOM_NL__2PRFIN20100704_201222_000000502090_00486_43626_7938.N1	04-JUL-2010 20:12:22	Bright	50.000	74	11Bet Cas	2.2680	6600.0	100	43626	No
194	GOM_NL__2PRFIN20100704_201406_000000422090_00486_43626_7939.N1	04-JUL-2010 20:14:06	Bright	42.000	110	37Del Cas	2.6780	8900.0	84	43626	No
195	GOM_NL__2PRFIN20100704_202047_000000542090_00486_43626_7940.N1	04-JUL-2010 20:20:47	Bright	53.500	73	57Gam1And	2.2600	13100.	107	43626	No
196	GOM_NL__2PRFIN20100704_202324_000000782090_00486_43626_7941.N1	04-JUL-2010 20:23:24	Tw_i_and_stray	77.500	53	43Bet And	2.0480	3300.0	155	43626	No
197	GOM_NL__2PRFIN20100704_202802_000000592090_00486_43626_7942.N1	04-JUL-2010 20:28:02	Dark	59.000	50	13Alp Ari	2.0070	4250.0	118	43626	No
198	GOM_NL__2PRFIN20100704_205252_000000482090_00487_43627_7946.N1	04-JUL-2010 20:52:52	Dark	47.500	84	Alp Phe	2.3970	4500.0	95	43627	No
199	GOM_NL__2PRFIN20100704_205916_000000532090_00487_43627_7947.N1	04-JUL-2010 20:59:16	Straylight	52.500	63	Bet Gru	2.1500	2800.0	105	43627	No
200	GOM_NL__2PRFIN20100704_210129_000000772090_00487_43627_7948.N1	04-JUL-2010 21:01:29	Straylight	77.000	18	24Alp PsA	1.1660	9700.0	154	43627	No
201	GOM_NL__2PRFIN20100704_210410_000000552090_00487_43627_7949.N1	04-JUL-2010 21:04:10	Straylight	54.500	172	Gam Gru	3.0030	13100.	109	43627	No
202	GOM_NL__2PRFIN20100704_211511_000000442090_00487_43627_7950.N1	04-JUL-2010 21:15:11	Bright	44.000	155	41Pi Sgr	2.9000	6600.0	88	43627	No
203	GOM_NL__2PRFIN20100704_212707_000000462090_00487_43627_7951.N1	04-JUL-2010 21:27:07	Bright	45.500	168	17Zet Aql	2.9860	11000.	91	43627	No
204	GOM_NL__2PRFIN20100704_213409_000000392090_00487_43627_7952.N1	04-JUL-2010 21:34:09	Bright	38.500	5	3Alp Lyr	0.033000	11000.	77	43627	No
205	GOM_NL__2PRFIN20100704_213820_000000492090_00487_43627_7953.N1	04-JUL-2010 21:38:20	Bright	48.500	144	18Del Cyg	2.8600	11000.	97	43627	No
206	GOM_NL__2PRFIN20100704_214141_000000602090_00487_43627_7954.N1	04-JUL-2010 21:41:41	Bright	59.500	19	50Alp Cyg	1.2460	10500.	119	43627	No
207	GOM_NL__2PRFIN20100704_214529_000000462090_00487_43627_7955.N1	04-JUL-2010 21:45:29	Bright	45.500	89	5Alp Cep	2.4510	8000.0	91	43627	No
208	GOM_NL__2PRFIN20100704_215257_000000502090_00487_43627_7956.N1	04-JUL-2010 21:52:57	Bright	50.000	74	11Bet Cas	2.2680	6600.0	100	43627	No
209	GOM_NL__2PRFIN20100704_215441_000000432090_00487_43627_7957.N1	04-JUL-2010 21:54:41	Bright	42.500	110	37Del Cas	2.6780	8900.0	85	43627	No
210	GOM_NL__2PRFIN20100704_220123_000000682090_00487_43627_7958.N1	04-JUL-2010 22:01:23	Bright	68.000	73	57Gam1And	2.2600	13100.	136	43627	No
211	GOM_NL__2PRFIN20100704_220400_000000792090_00487_43627_7959.N1	04-JUL-2010 22:04:00	Tw_i_and_stray	78.500	53	43Bet And	2.0480	3300.0	157	43627	No
212	GOM_NL__2PRFIN20100704_220839_000000612090_00487_43627_7960.N1	04-JUL-2010 22:08:39	Dark	61.000	50	13Alp Ari	2.0070	4250.0	122	43627	No
213	GOM_NL__2PRFIN20100704_223329_000000492090_00488_43628_7978.N1	04-JUL-2010 22:33:29	Dark	48.500	84	Alp Phe	2.3970	4500.0	97	43628	No
214	GOM_NL__2PRFIN20100704_223953_000000532090_00488_43628_7979.N1	04-JUL-2010 22:39:53	Straylight	52.500	63	Bet Gru	2.1500	2800.0	105	43628	No
215	GOM_NL__2PRFIN20100704_224207_000000812090_00488_43628_7980.N1	04-JUL-2010 22:42:07	Straylight	80.500	18	24Alp PsA	1.1660	9700.0	161	43628	No
216	GOM_NL__2PRFIN20100704_224447_000000552090_00488_43628_7981.N1	04-JUL-2010 22:44:47	Straylight	55.000	172	Gam Gru	3.0030	13100.	110	43628	No
217	GOM_NL__2PRFIN20100704_225547_000000452090_00488_43628_7982.N1	04-JUL-2010 22:55:47	Bright	45.000	155	41Pi Sgr	2.9000	6600.0	90	43628	No
218	GOM_NL__2PRFIN20100704_230742_000000482090_00488_43628_7983.N1	04-JUL-2010 23:07:42	Bright	47.500	168	17Zet Aql	2.9860	11000.	95	43628	No
219	GOM_NL__2PRFIN20100704_231444_000000392090_00488_43628_7984.N1	04-JUL-2010 23:14:44	Bright	38.500	5	3Alp Lyr	0.033000	11000.	77	43628	No

220	GOM_NL__2PRFIN20100704_231855_000000482090_00488_43628_7985.N1	04-JUL-2010 23:18:55	Bright	47.500	144	18Del Cyg	2.8600	11000.	95	43628	No
221	GOM_NL__2PRFIN20100704_232215_000000602090_00488_43628_7986.N1	04-JUL-2010 23:22:15	Bright	59.500	19	50Alp Cyg	1.2460	10500.	119	43628	No
222	GOM_NL__2PRFIN20100704_232604_000000452090_00488_43628_7987.N1	04-JUL-2010 23:26:04	Bright	45.000	89	5Alp Cep	2.4510	8000.0	90	43628	No
223	GOM_NL__2PRFIN20100704_233332_000000712090_00488_43628_7988.N1	04-JUL-2010 23:33:32	Bright	71.000	74	11Bet Cas	2.2680	6600.0	142	43628	No
224	GOM_NL__2PRFIN20100704_233517_000000632090_00488_43628_7989.N1	04-JUL-2010 23:35:17	Bright	63.000	110	37Del Cas	2.6780	8900.0	126	43628	No
225	GOM_NL__2PRFIN20100704_234158_000000542090_00488_43628_7990.N1	04-JUL-2010 23:41:58	Bright	54.000	73	57Gam1And	2.2600	13100.	108	43628	No
226	GOM_NL__2PRFIN20100704_234435_000000792090_00488_43628_7991.N1	04-JUL-2010 23:44:35	Twilight_and_stray	78.500	53	43Bet And	2.0480	3300.0	157	43628	No
227	GOM_NL__2PRFIN20100704_234915_000000652090_00488_43628_7992.N1	04-JUL-2010 23:49:15	Dark	64.500	50	13Alp Ari	2.0070	4250.0	129	43628	No

3. Quality information per product

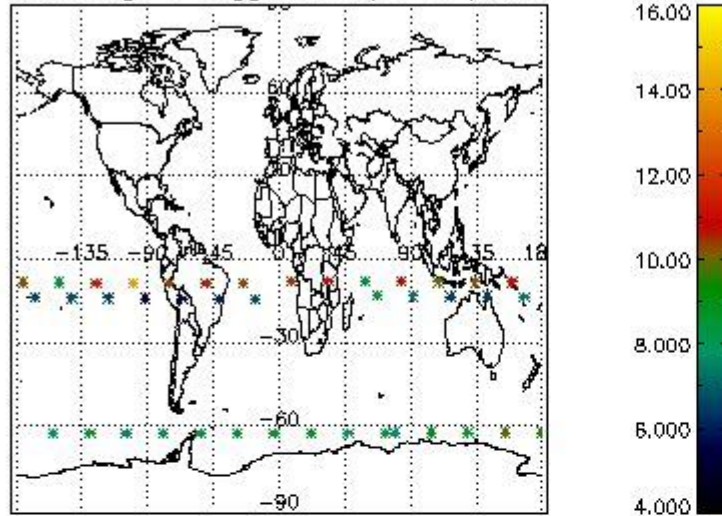
In this section it is plotted some information contained in the Quality Summary data set of the level 2 products. Only products in dark limb conditions and without errors (error flag in the MPH set to "0") are used.

3.1 Plot quality information per product (time dependant)

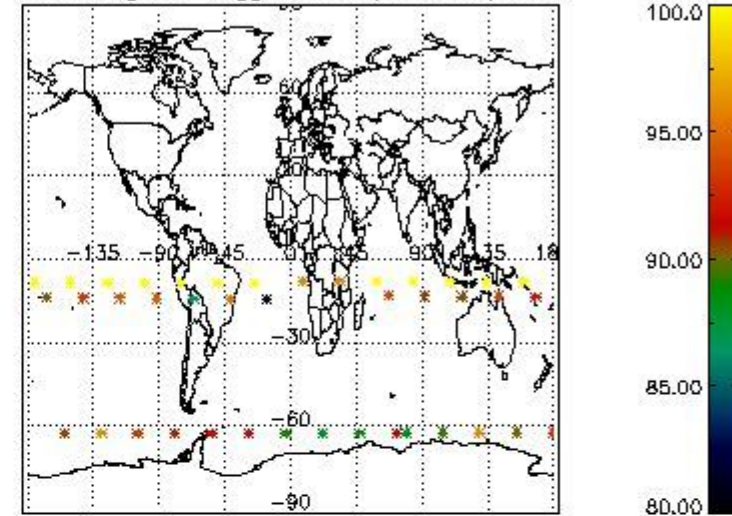


3.2 Plot quality information per product (world map)

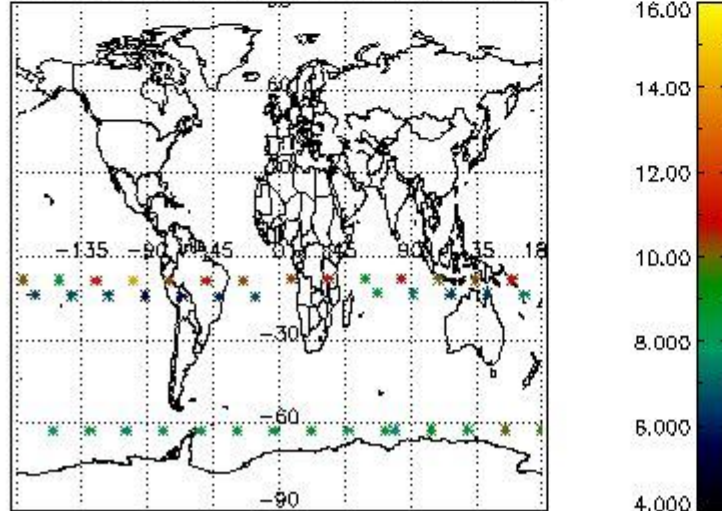
Percentage of flagged data per O3 profile



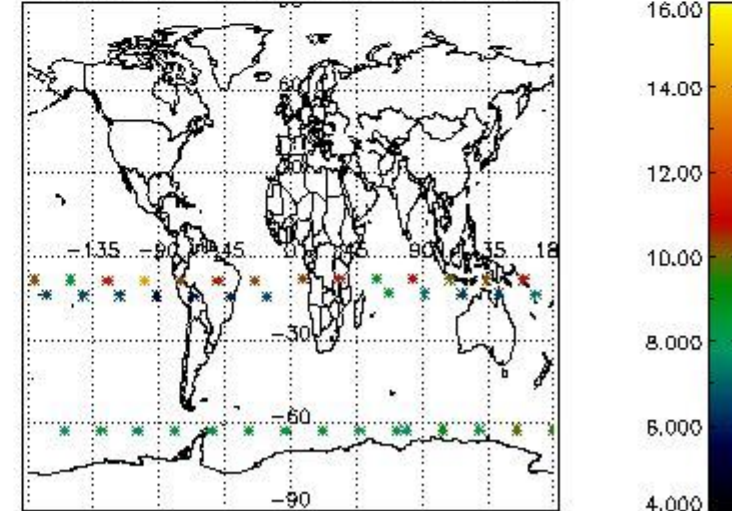
Percentage of flagged data per H2O profile



Percentage of flagged data per NO2 profile



Percentage of flagged data per NO3 profile

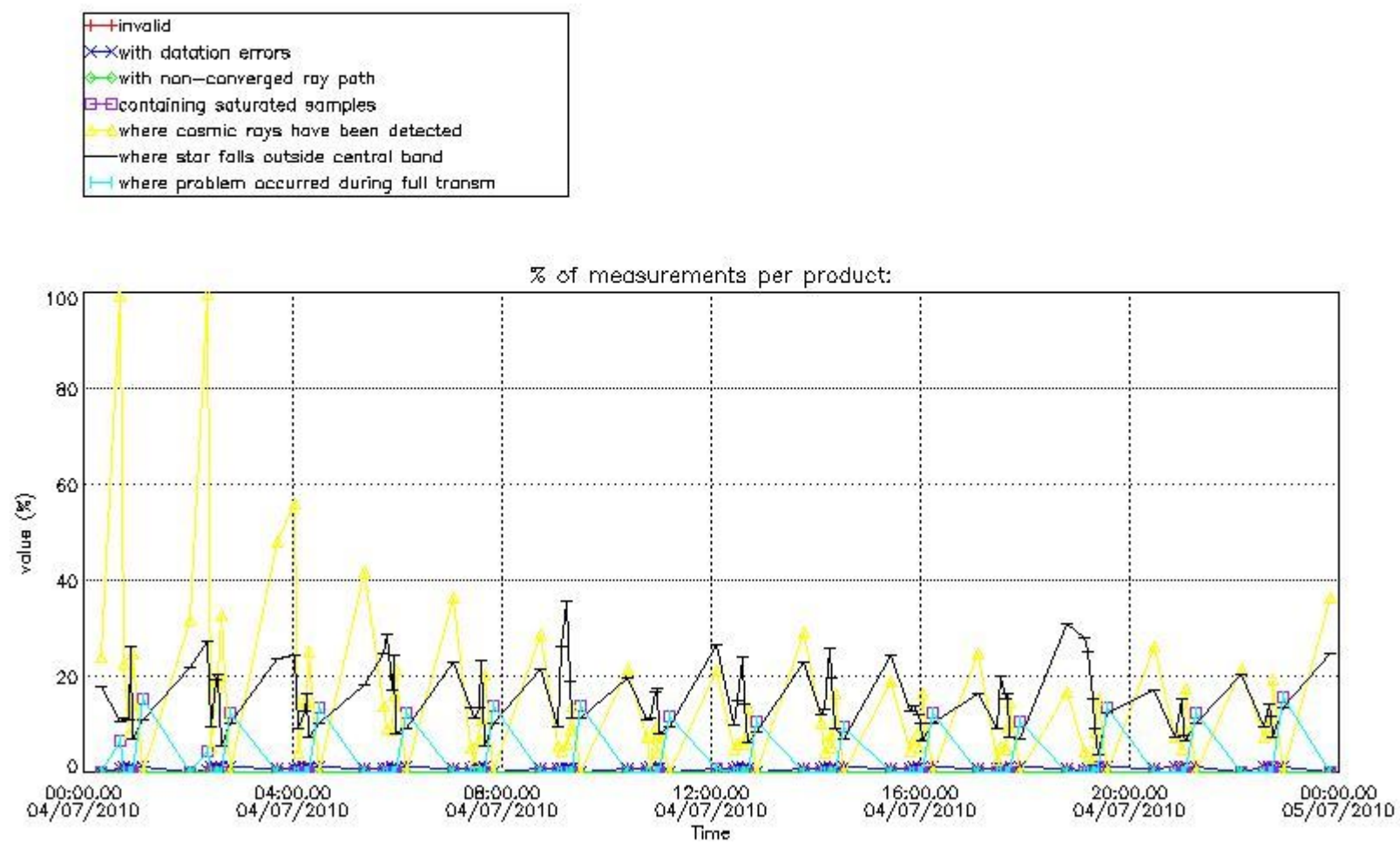


4. Level 1 quality information per product

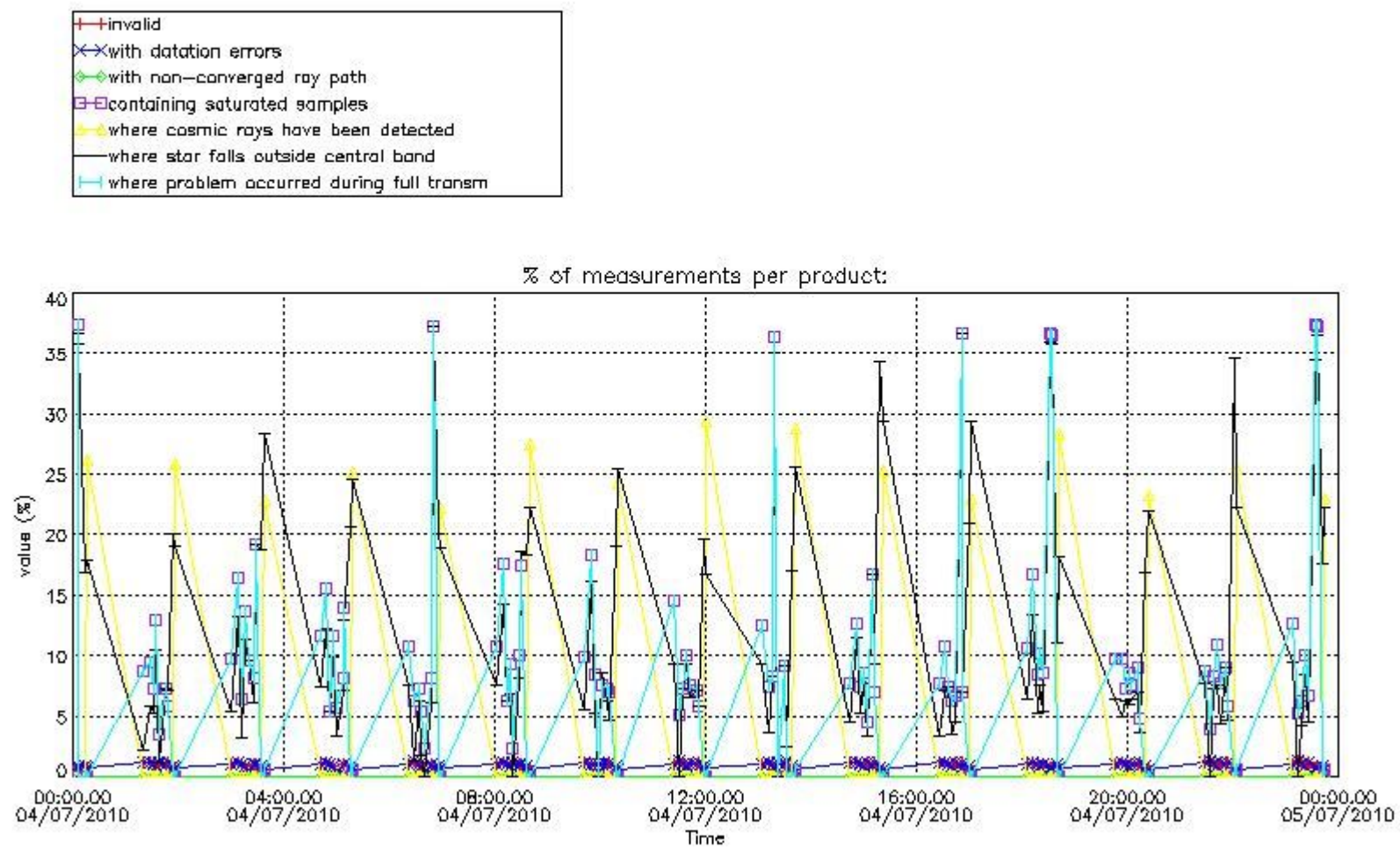
In this section it is plotted some information contained in the Quality Summary data set of the level 2 products that comes from the level 1b processing. Products without errors (error flag in the MPH set to "0") are used.

4.1 Plot quality information per product (time dependant) coming from level 1b processing

4.1.1 Plot level 1 quality information per product (time dependant): ENVISAT ASCENDING passes



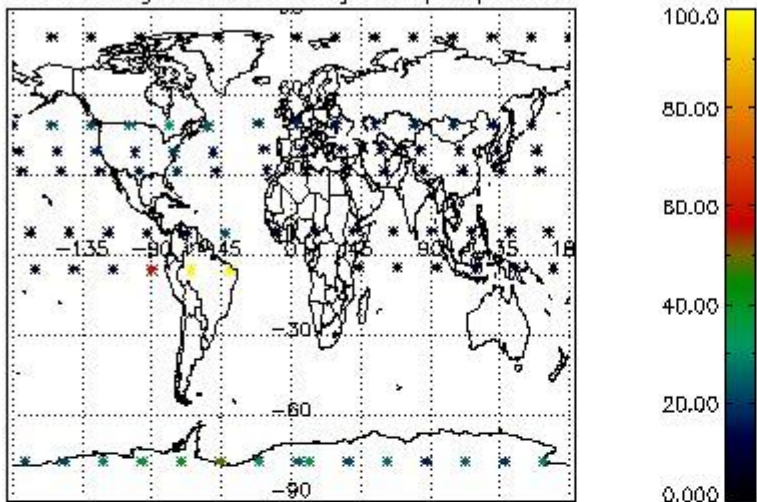
4.1.2 Plot level 1 quality information per product (time dependant): ENVI SAT DESCENDING passes



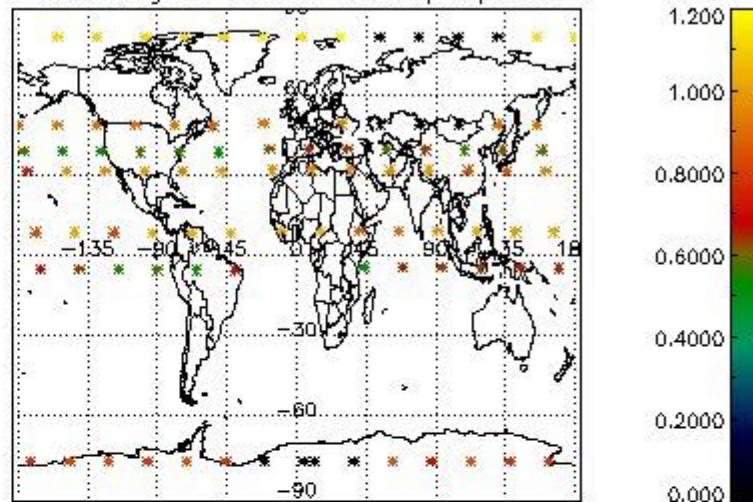
4.2 Plot quality information per product coming from level 1b processing (world map)

4.2.1 Plot level 1 quality information per product (world map): ENVISAT ASCENDING passes

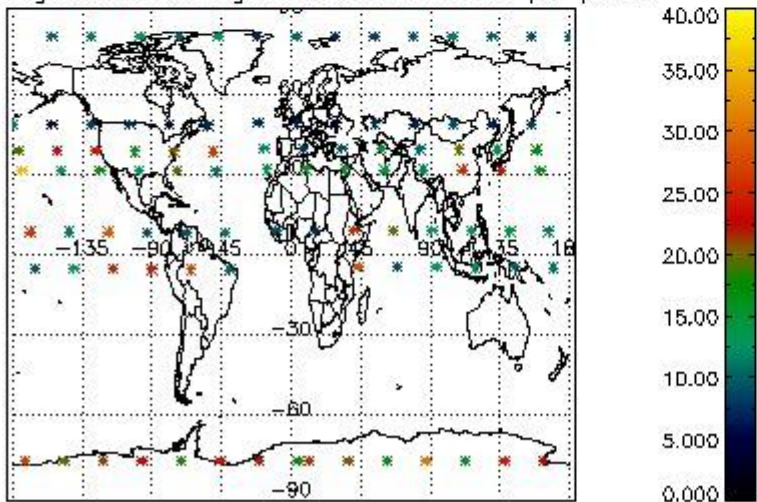
Percentage of cosmic ray hits per profile



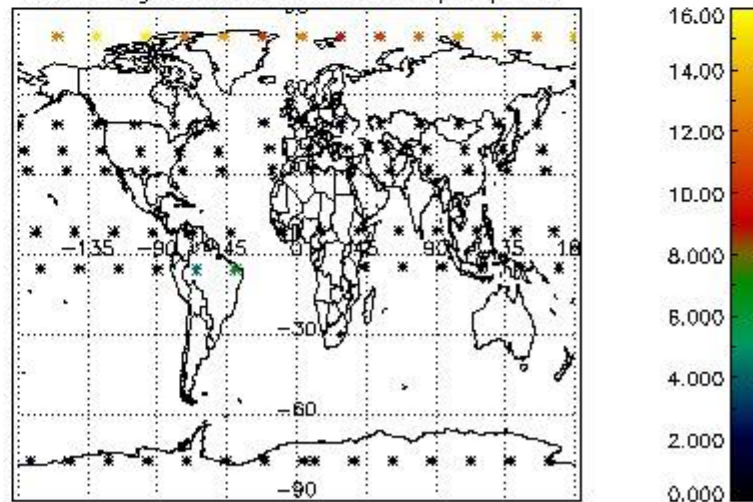
Percentage of datation errors per profile



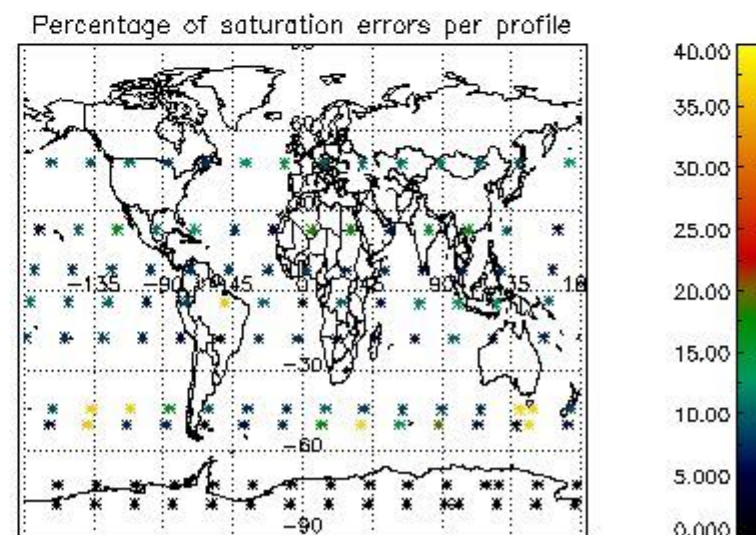
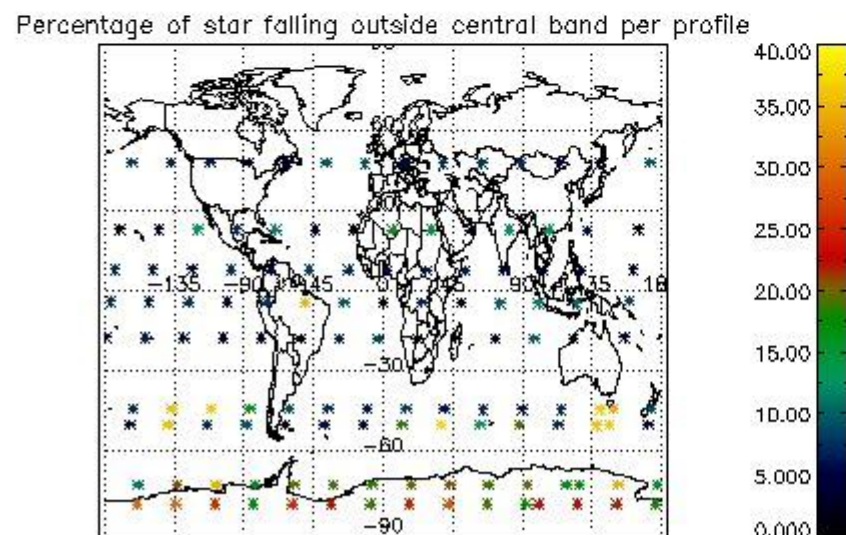
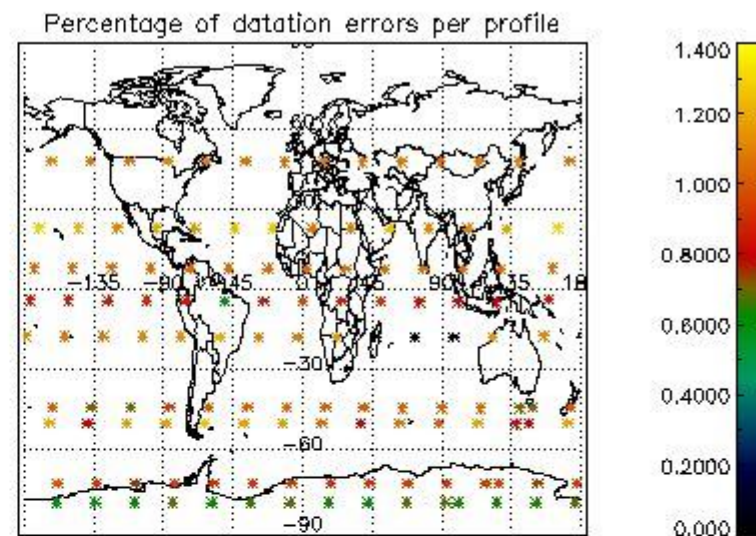
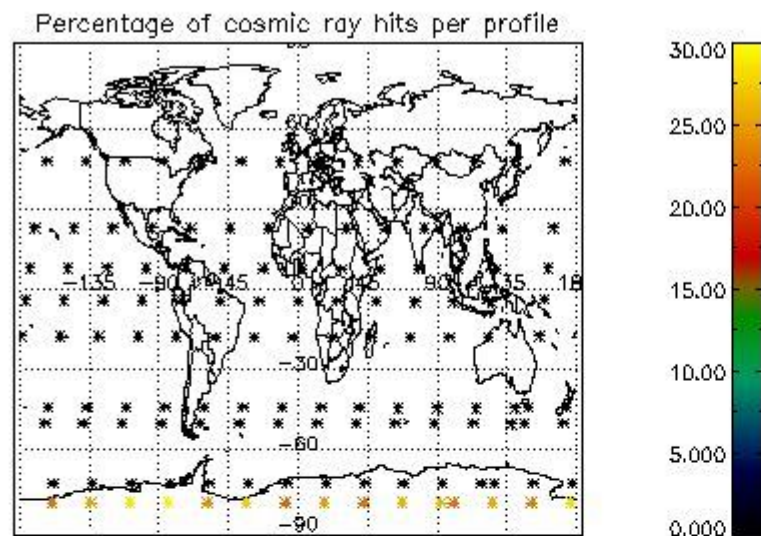
Percentage of star falling outside central band per profile



Percentage of saturation errors per profile



4.2.2 Plot level 1 quality information per product (world map): ENVISAT DESCENDING passes



5. Trace gas profiles

5.1 Ozone statistics based on quality of products

The final quality of the products can be "measured" using the STD (Standard Deviation) attached to every point profile. This information is written to the parameter GOM_NL__2P/NL_LOCAL_SPECIES_DENSITY/o3_std of the level 2 products. The table below shows the statistics for given STD ranges.

The statistics are given with respect to the overall valid production:

- Products without fatal errors: GOM_NL__2P/MPH/PRODUCT_ERR=0
- Valid point profile: GOM_NL__2P/NL_LOCAL_SPECIES_DENSITY/pcd(0)=0

The 'Criteria' is applied to valid points of dark limb products:

- Products in dark limb illumination condition: GOM_NL__2P/NL_SUMMARY_QUALITY/obs_ill_cond=0
- Products without fatal errors: GOM_NL__2P/MPH/PRODUCT_ERR=0
- Valid point profile: GOM_NL__2P/NL_LOCAL_SPECIES_DENSITY/pcd(0)=0

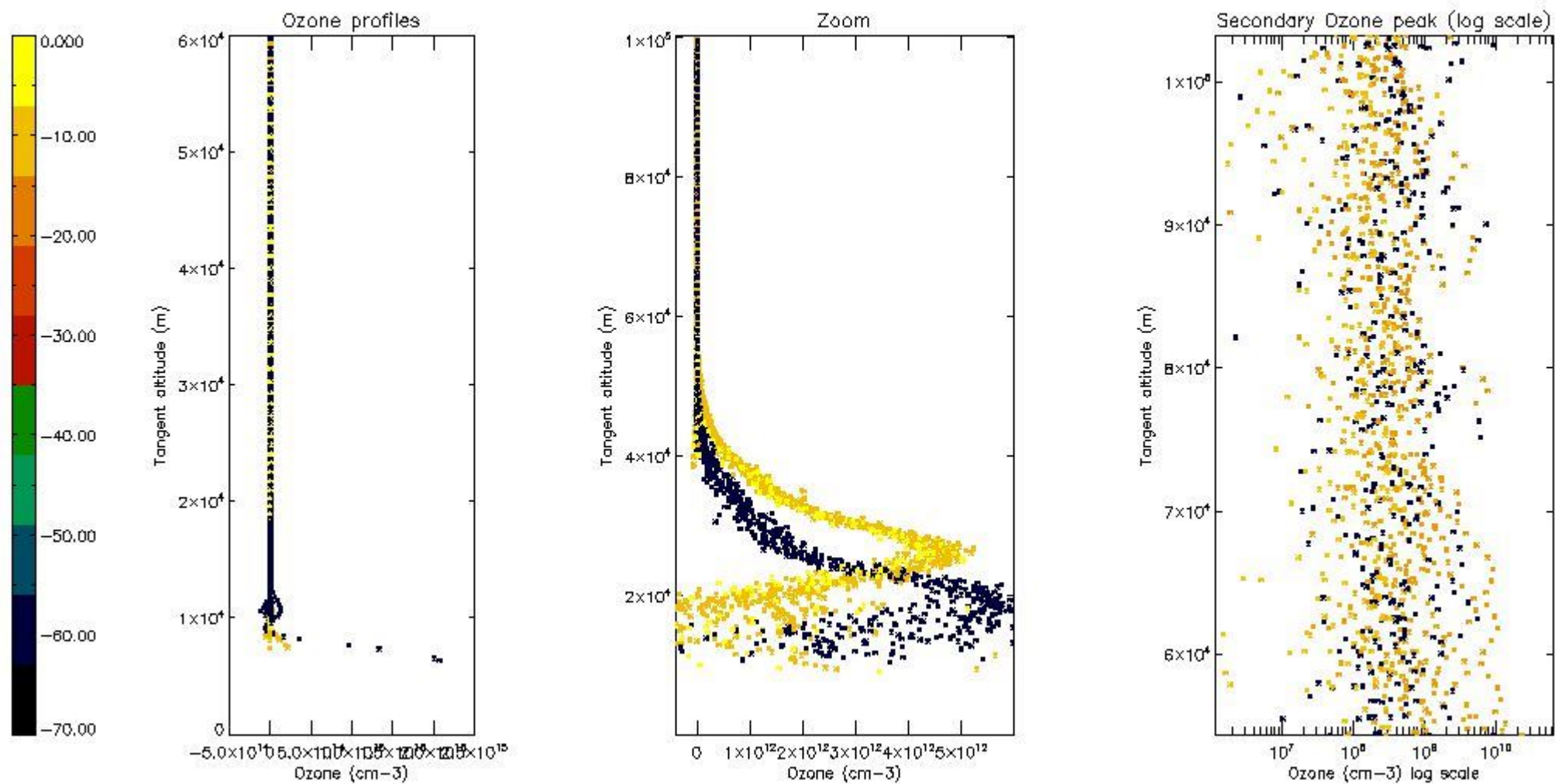
So, the table below shows the percentage of dark limb and valid observations for each criteria with respect to the overall valid daily observations.

Criteria	% of total production
All STD	21
STD < 20	6

STD < 10	3
STD < 5	1

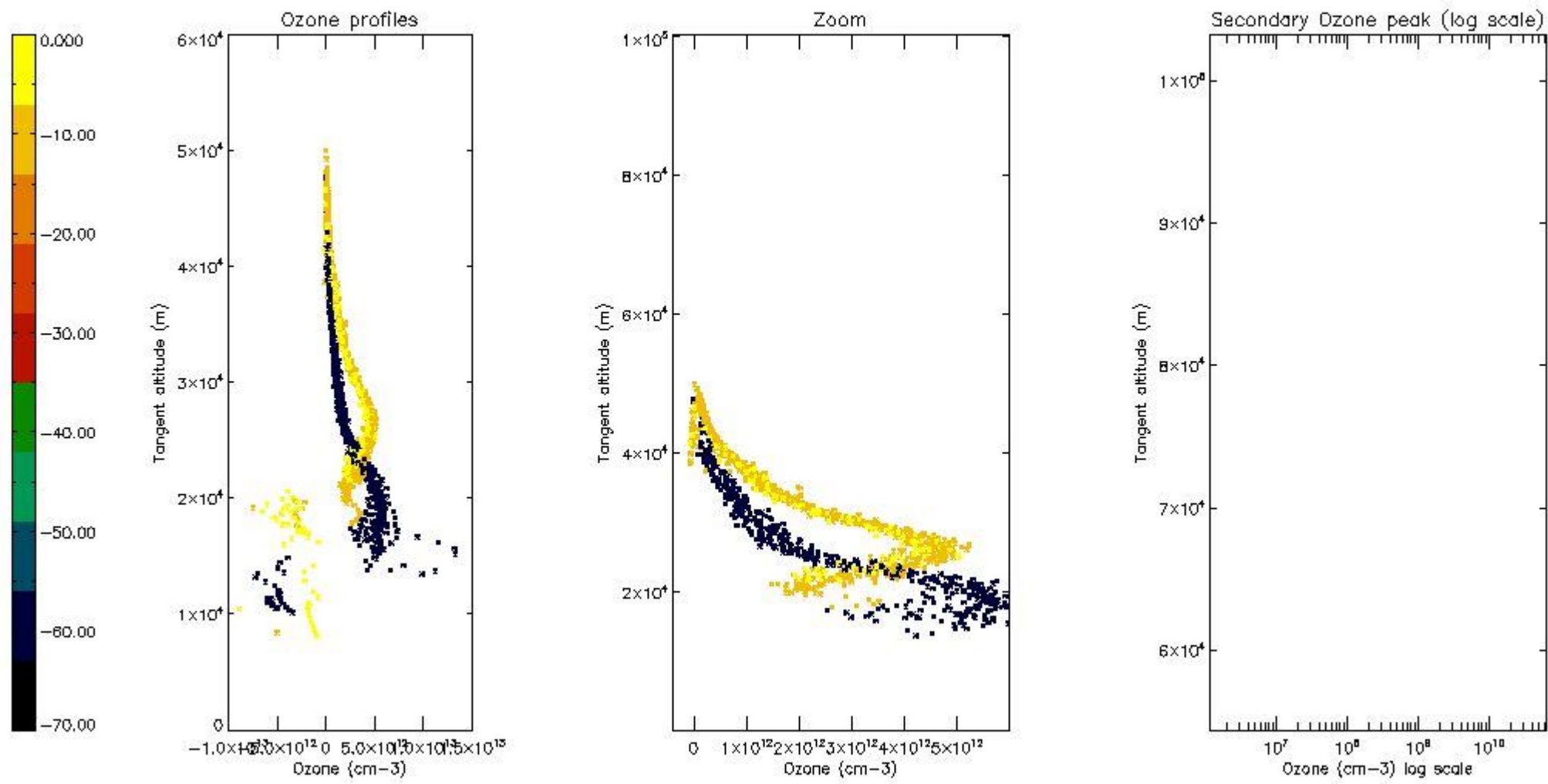
5.2 Plot ozone profiles for all STD (dark without errors)

The colorbar represents the latitude.



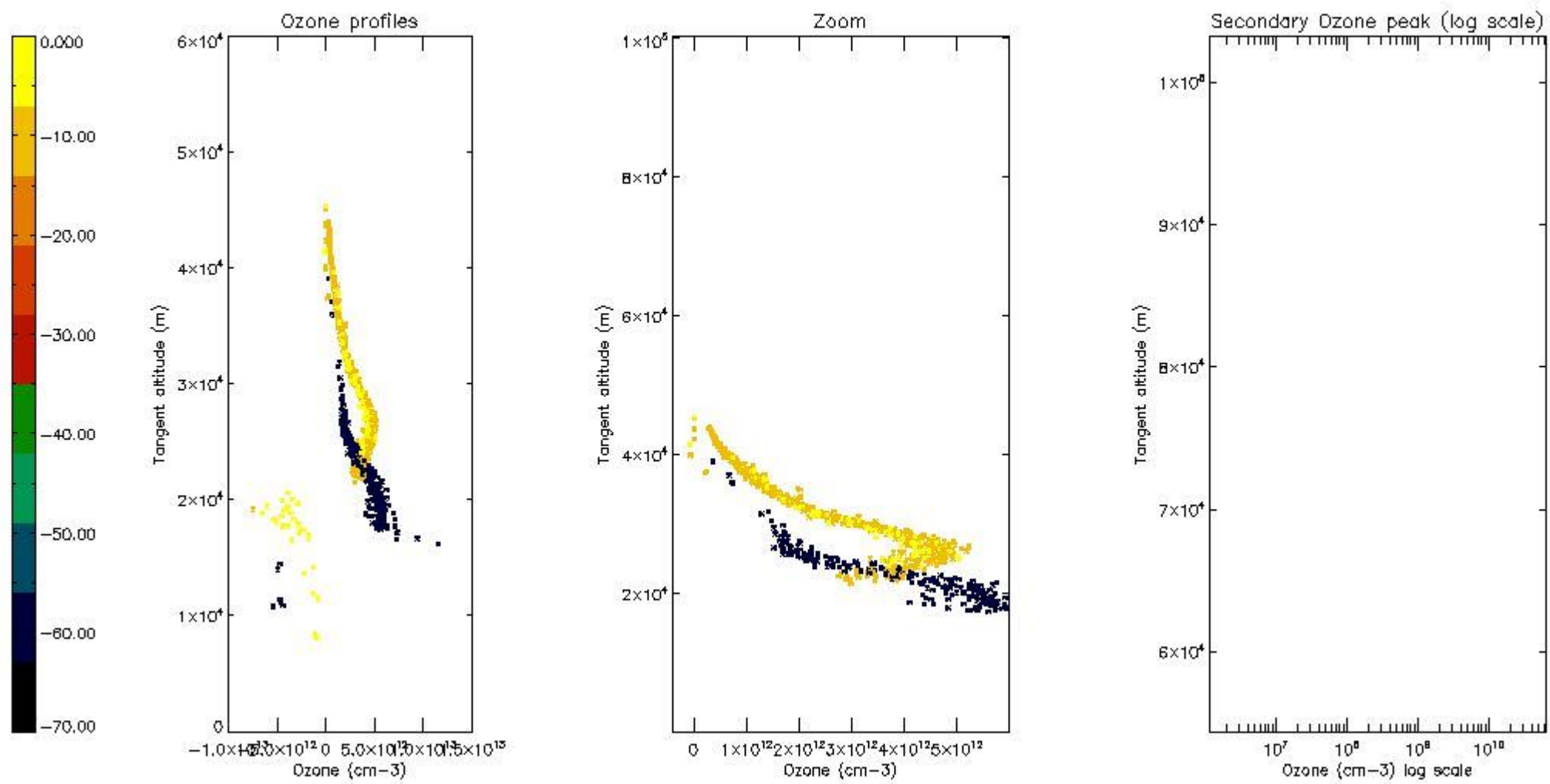
5.3 Plot ozone profiles where STD < 20% (dark without errors)

The colorbar represents the latitude.



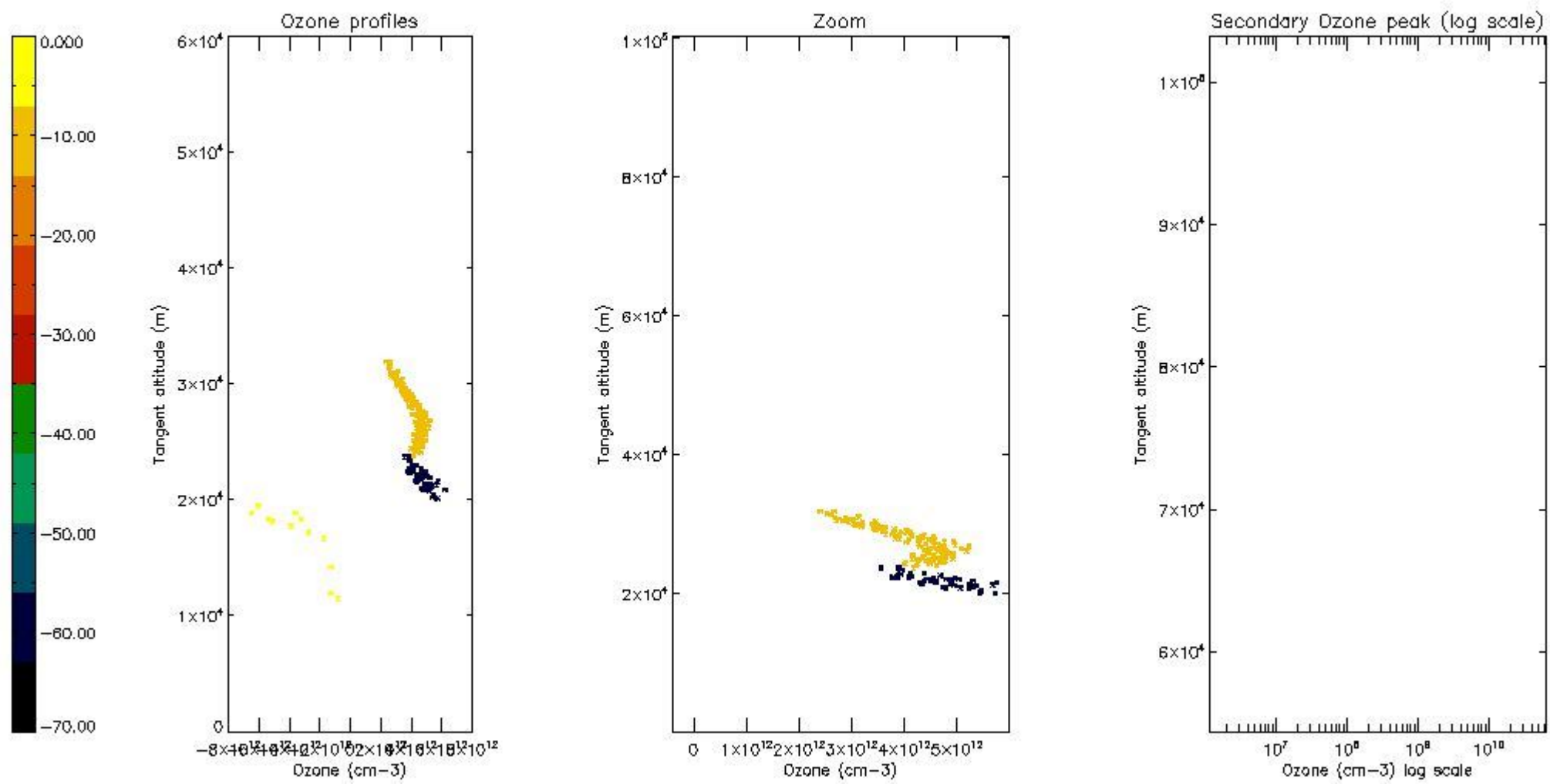
5.4 Plot ozone profiles where STD < 10% (dark without errors)

The colorbar represents the latitude.



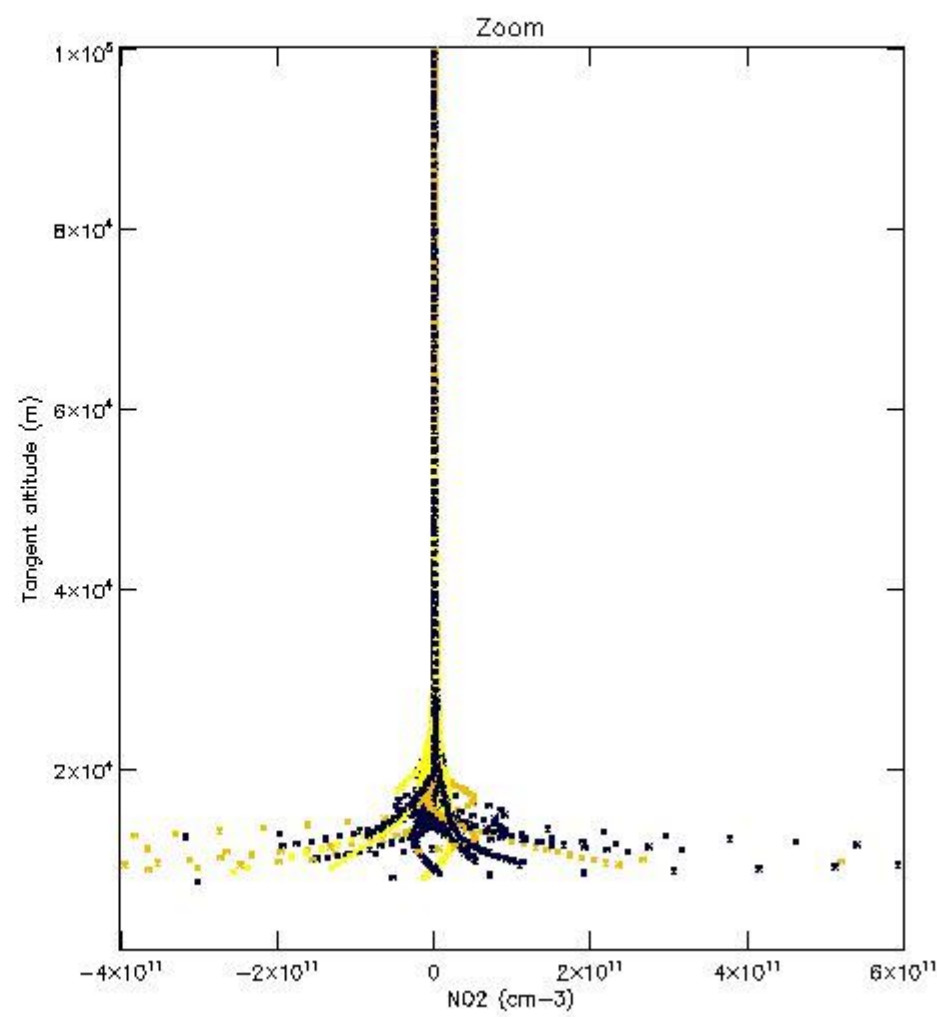
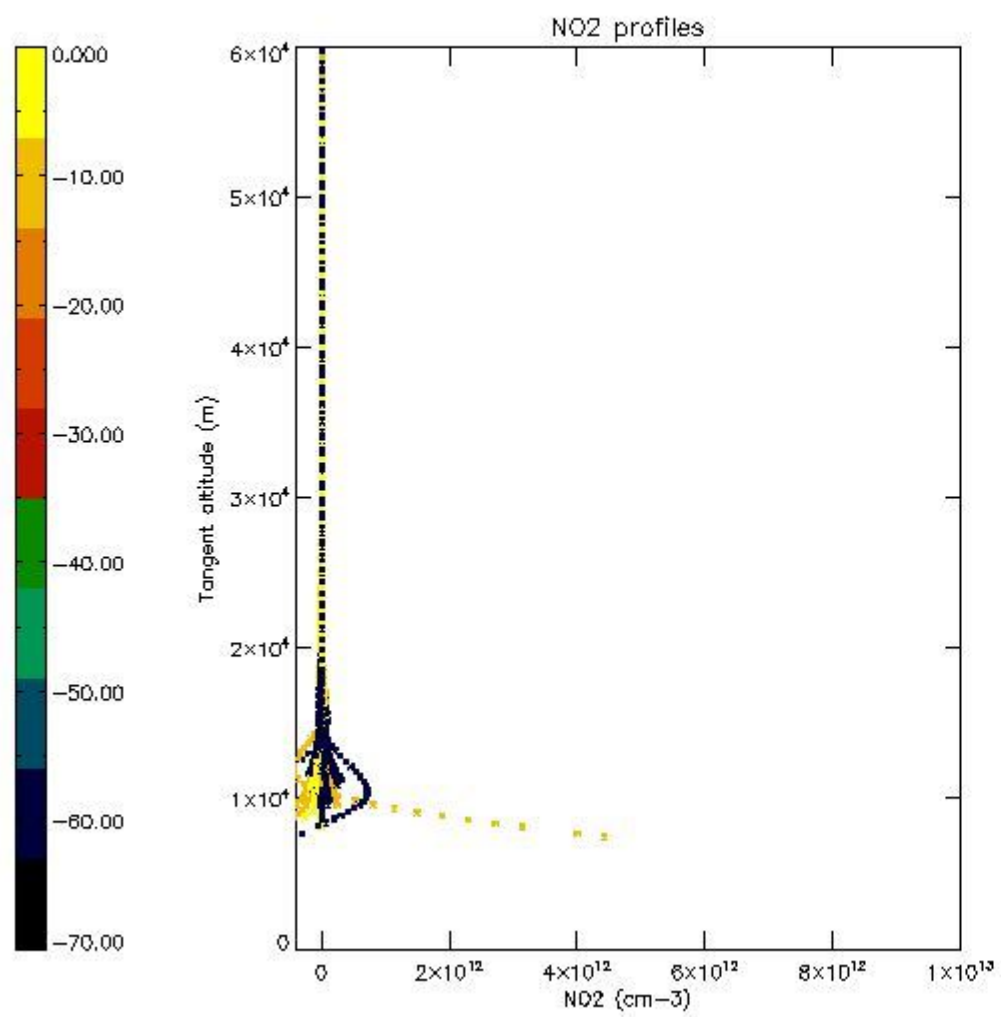
5.5 Plot ozone profiles where STD < 5% (dark without errors)

The colorbar represents the latitude.



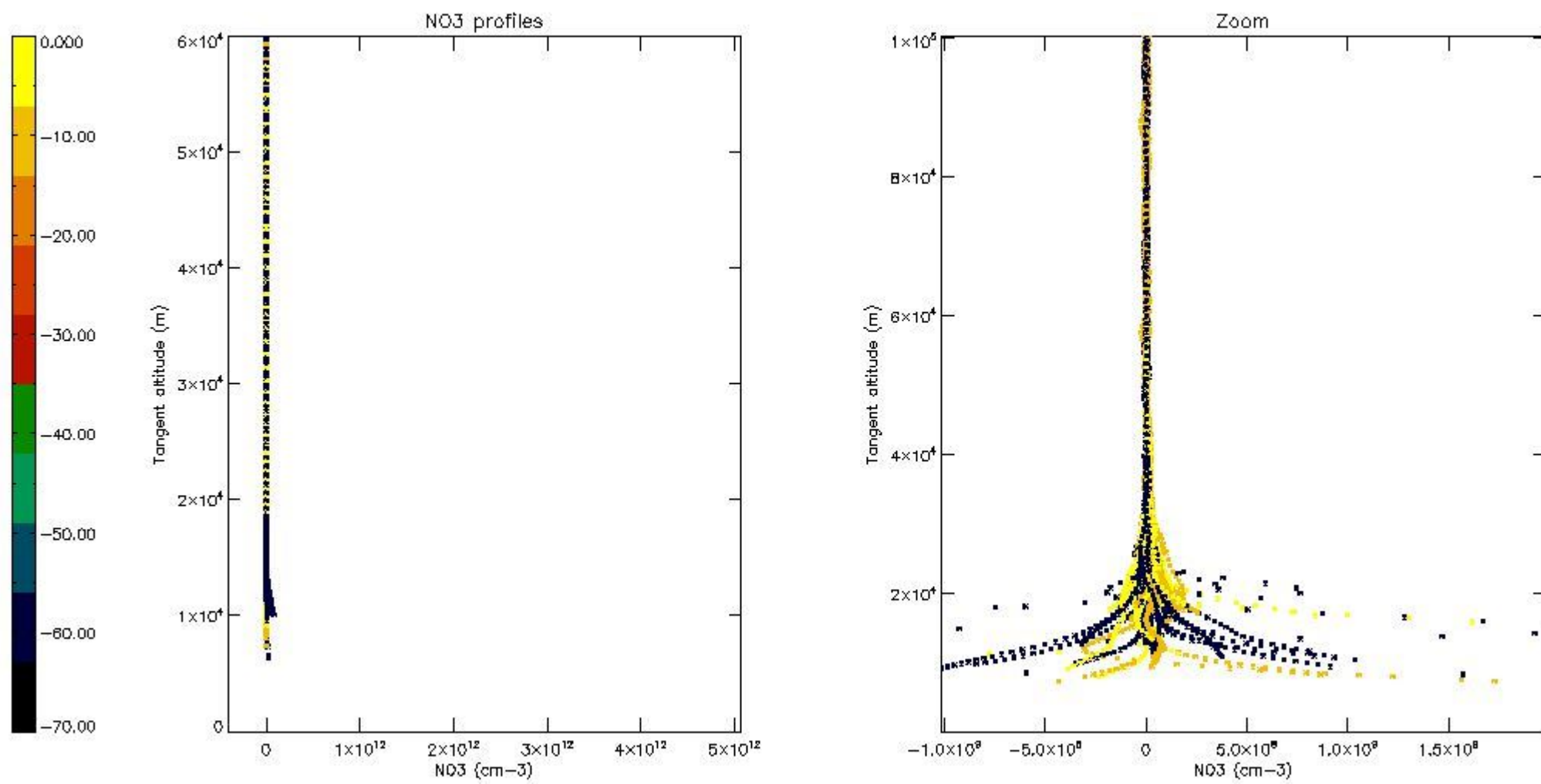
5.6 Plot NO₂ profiles for all STD (dark without errors)

The colorbar represents the latitude.



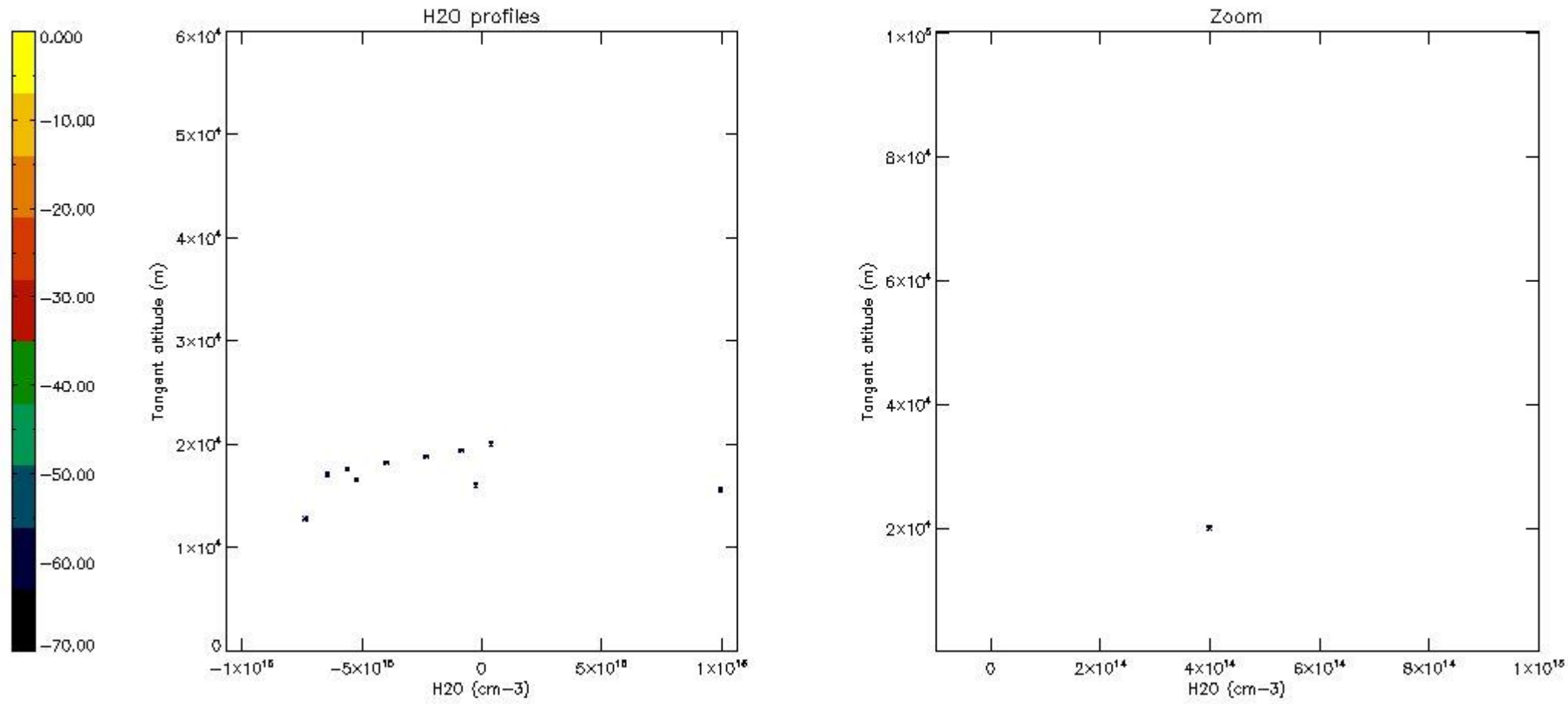
5.7 Plot NO3 profiles for all STD (dark without errors)

The colorbar represents the latitude.



5.8 Plot H2O profiles for all STD (only for occultations of stars 1,2,3,4,13,14,16,26,63 dark without errors)

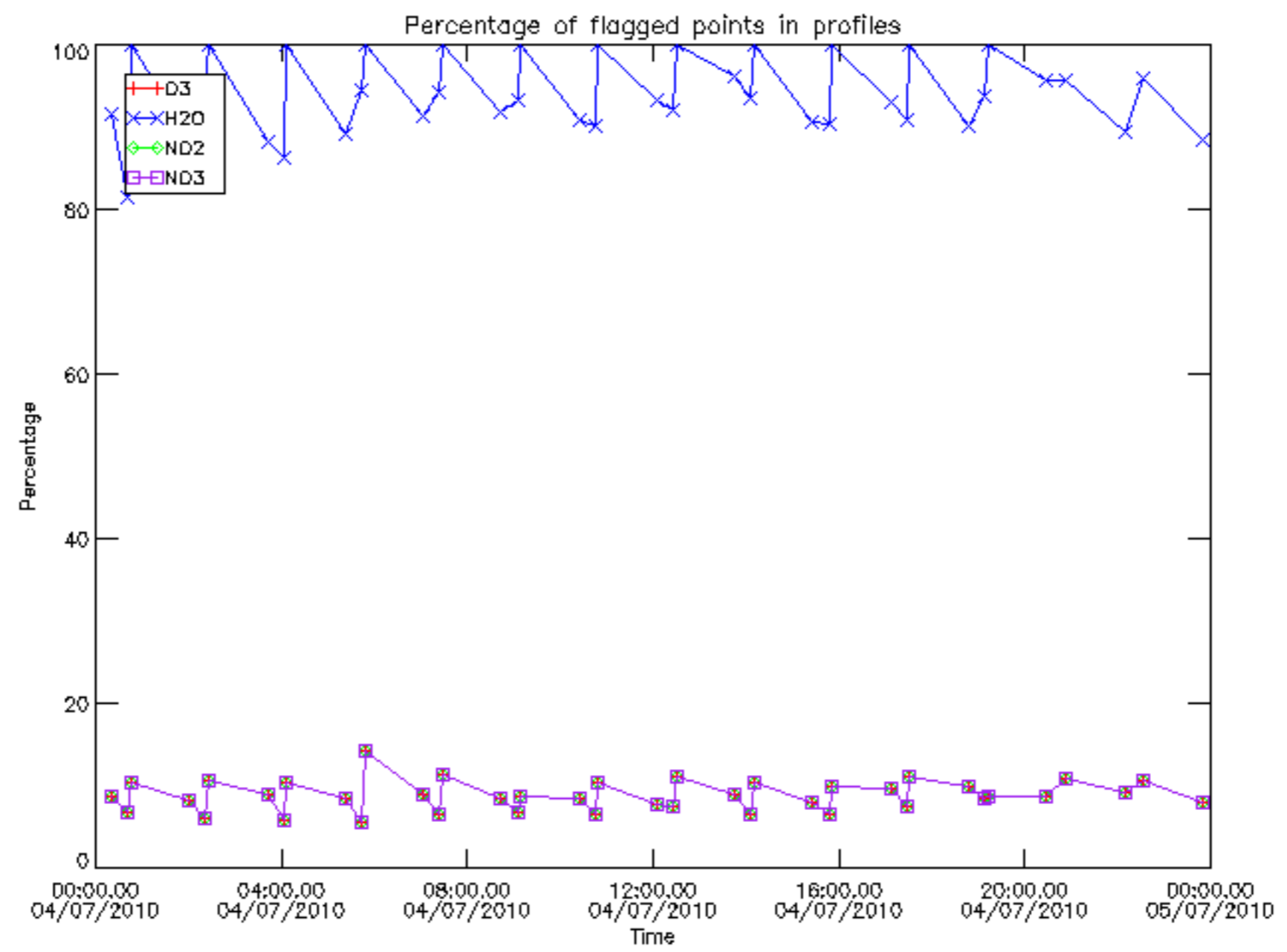
The colorbar represents the latitude.



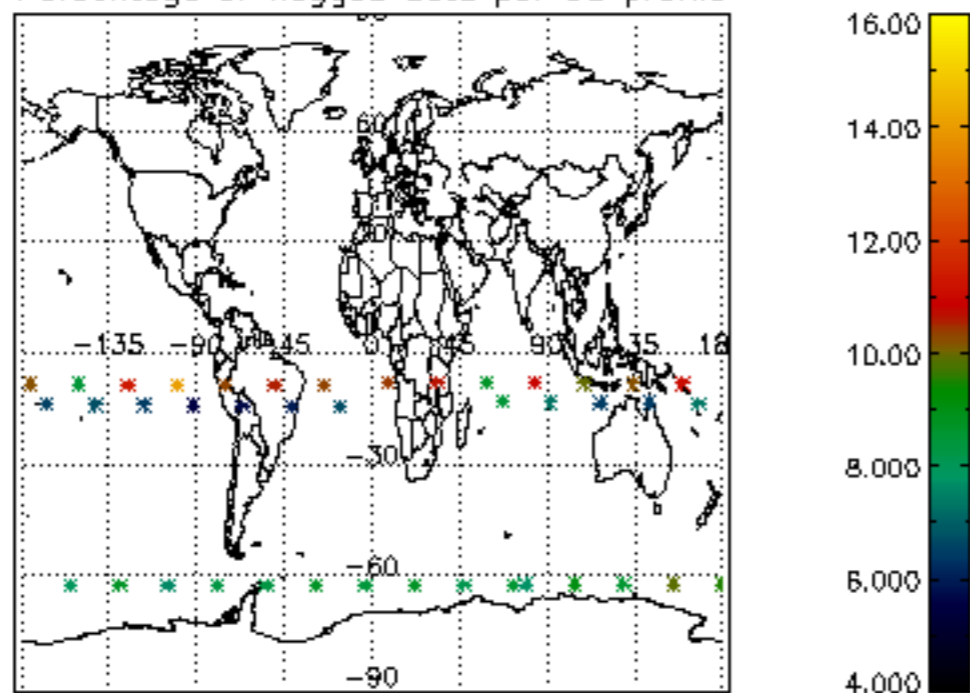
6. Auxiliary Data Files used for the production reported in section 2

The number reported in the third column indicates since which file (see list in section 2) the corresponding auxiliary file has been used. The fourth column is the date of those product files.

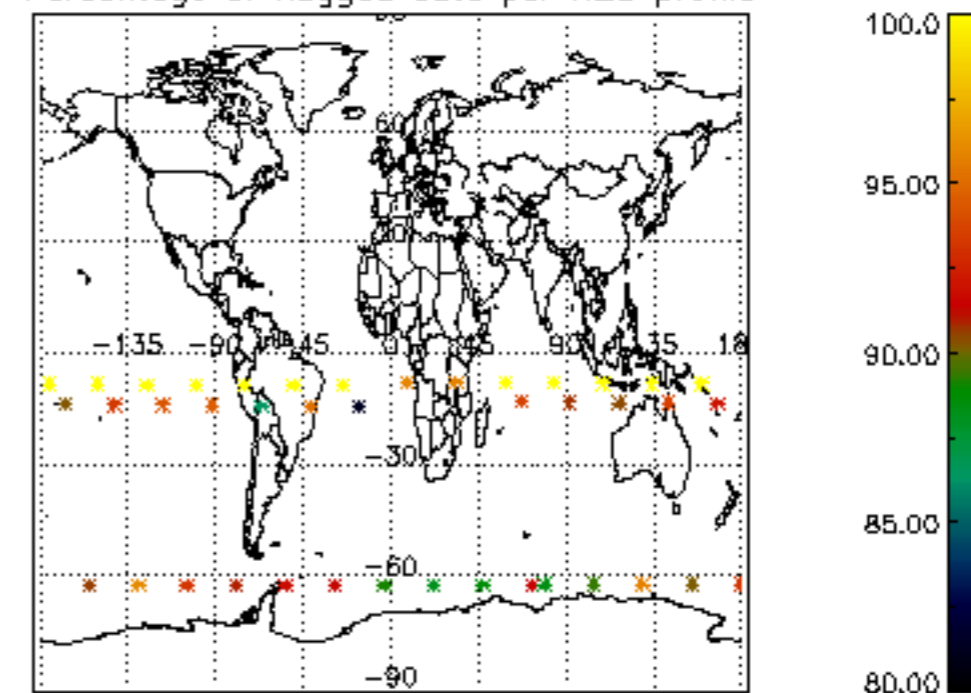
Type	Auxiliary Filename	Used since product	Used since product date
INST_PHYS_CHARACTERISTICS	GOM_INS_AXVIEC20091111_143220_20030716_120000_20500101_000000	1	04-JUL-2010 00:05:17
LEVEL-2_PROC_CONFIG	GOM_PR2_AXVIEC20091111_152718_20020301_000000_20500101_000000	1	04-JUL-2010 00:05:17
CROSS_SECTIONS_FILE	GOM_CRS_AXVIEC20091111_154832_20020301_000000_20500101_000000	1	04-JUL-2010 00:05:17



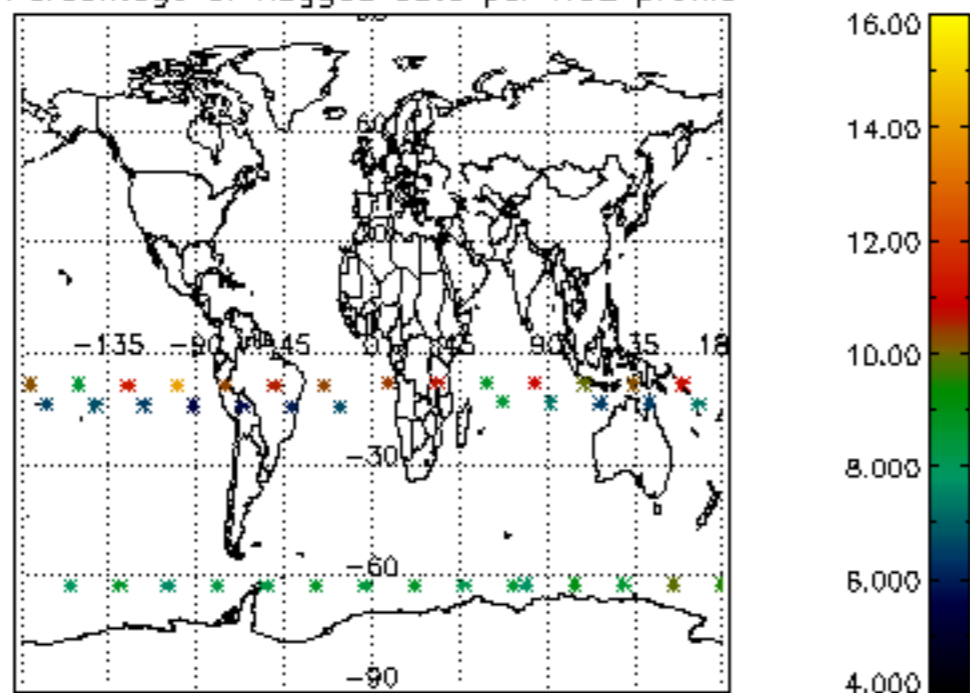
Percentage of flagged data per D3 profile



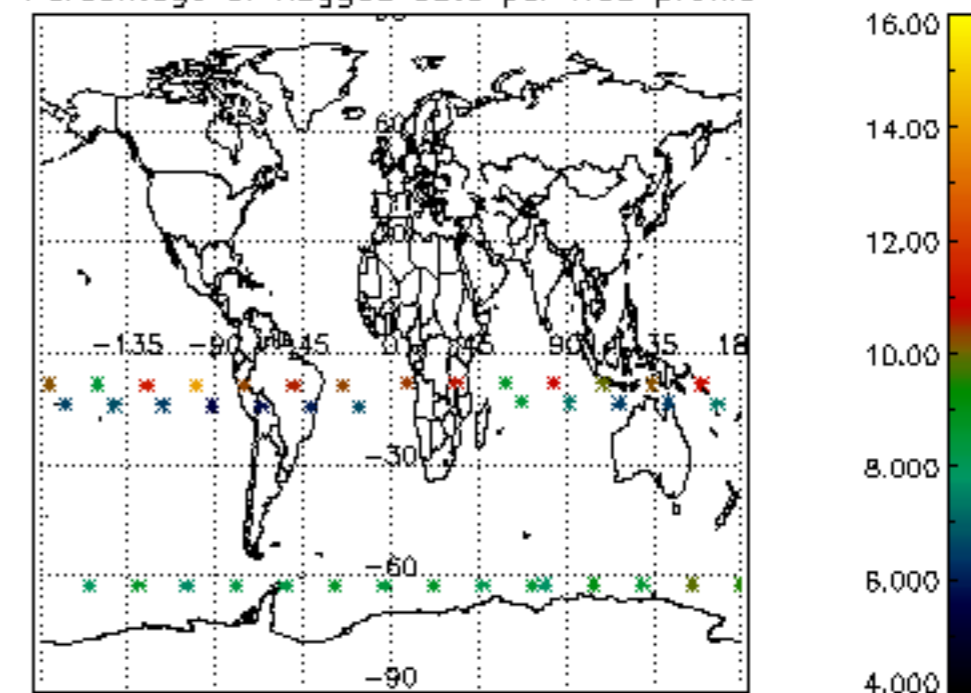
Percentage of flagged data per H2O profile

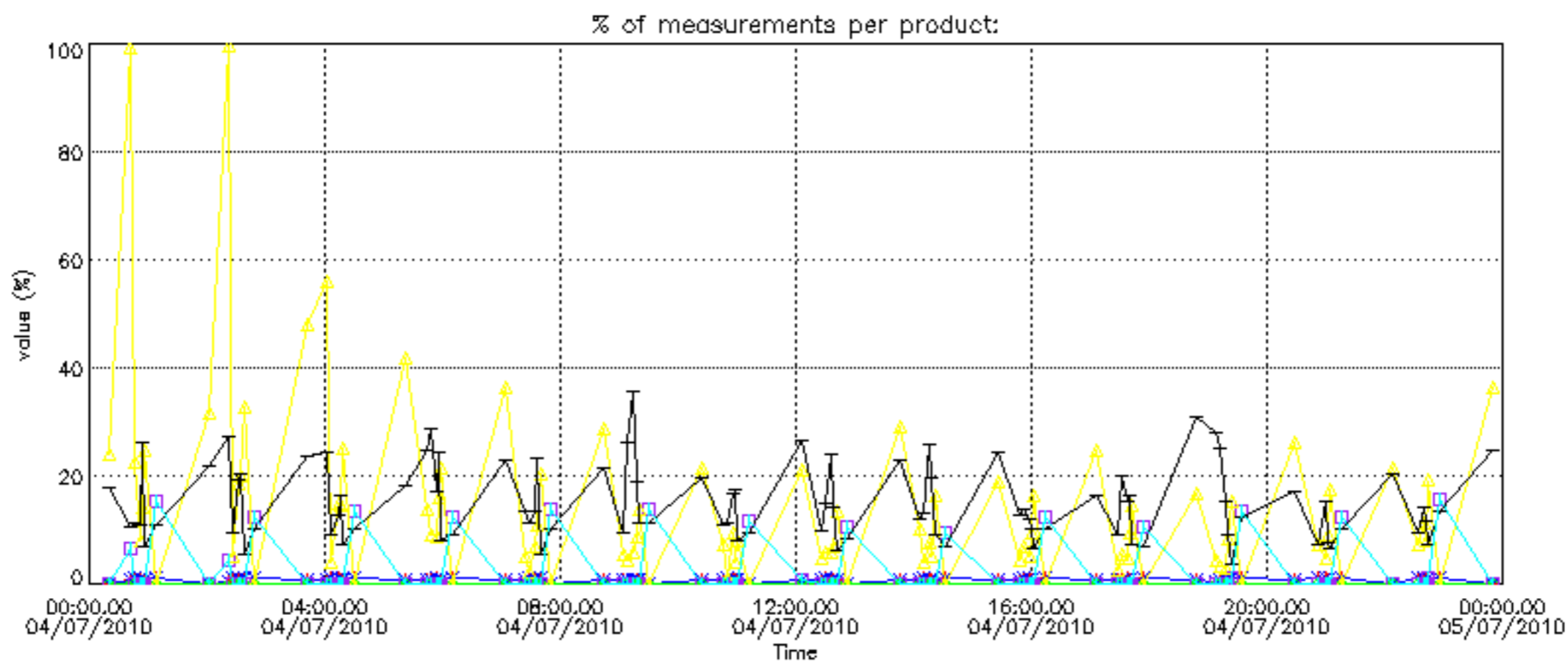
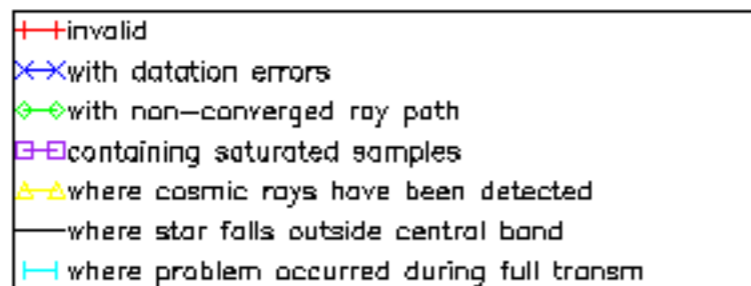


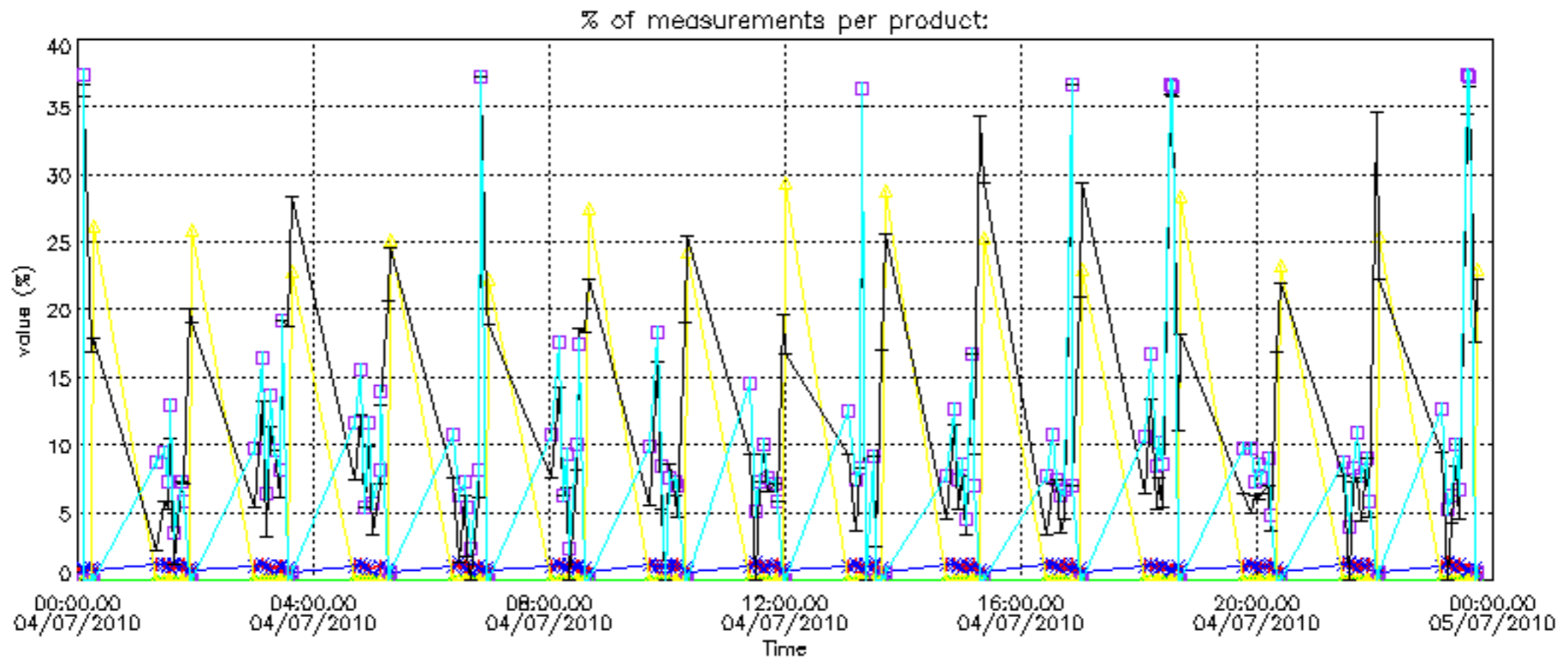
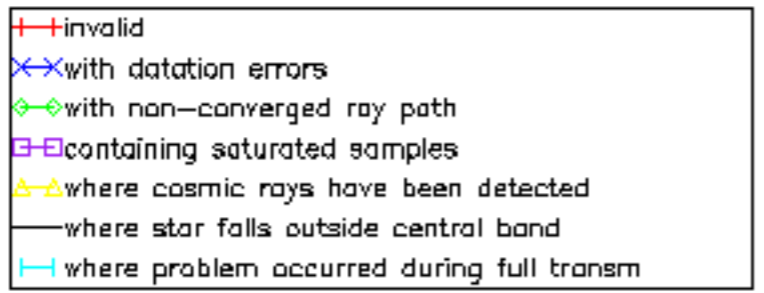
Percentage of flagged data per NO2 profile



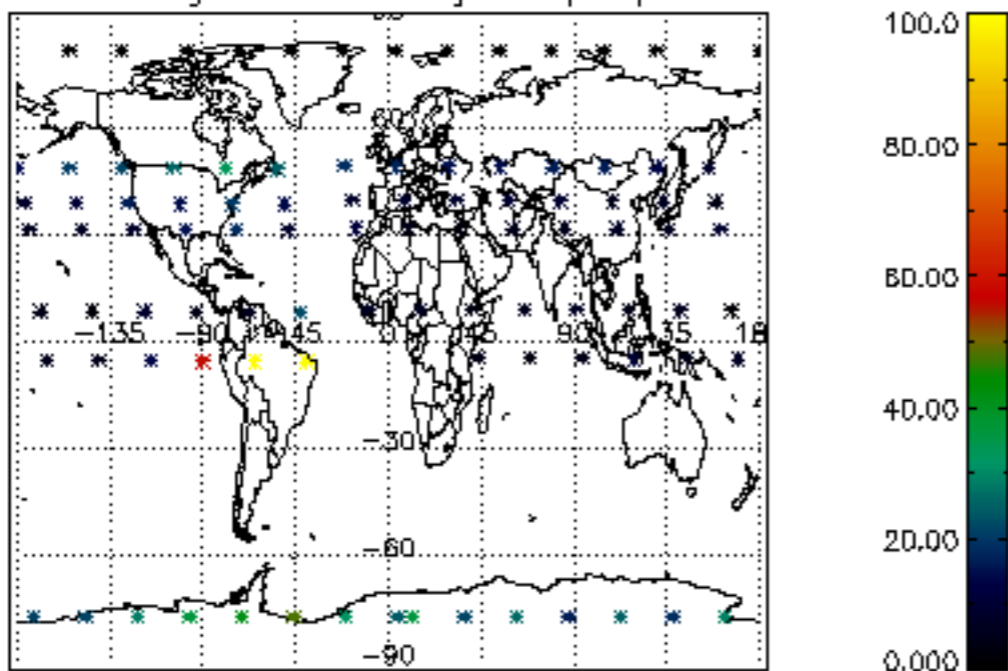
Percentage of flagged data per NO3 profile



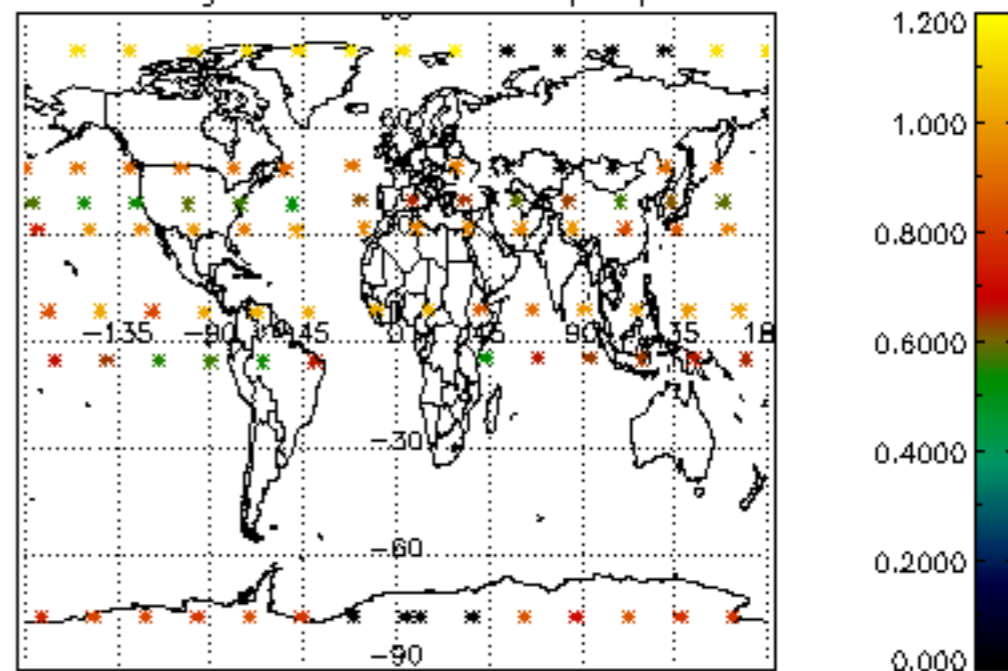




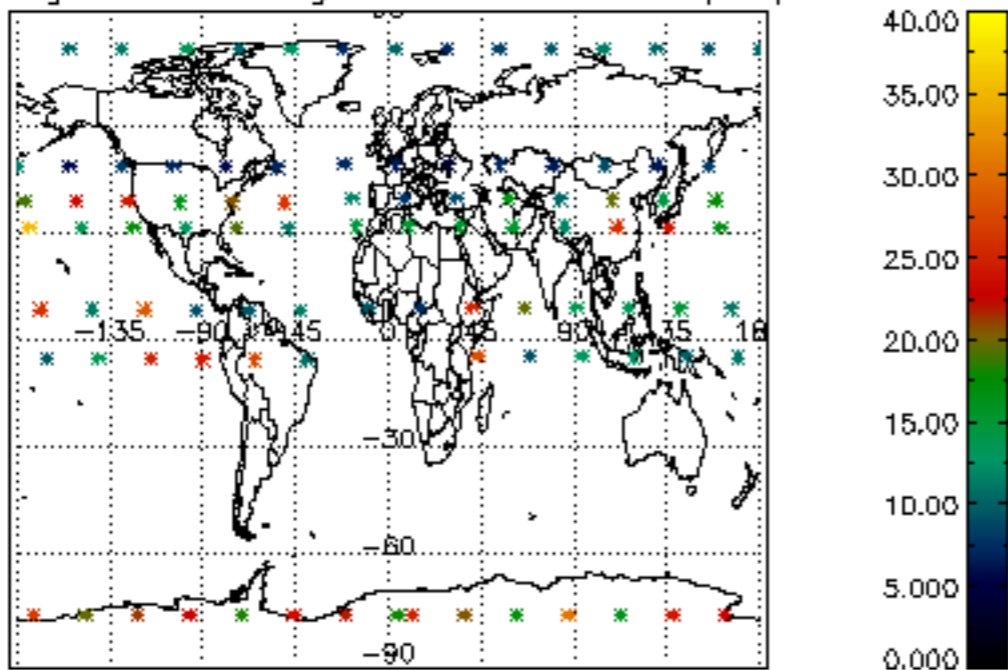
Percentage of cosmic ray hits per profile



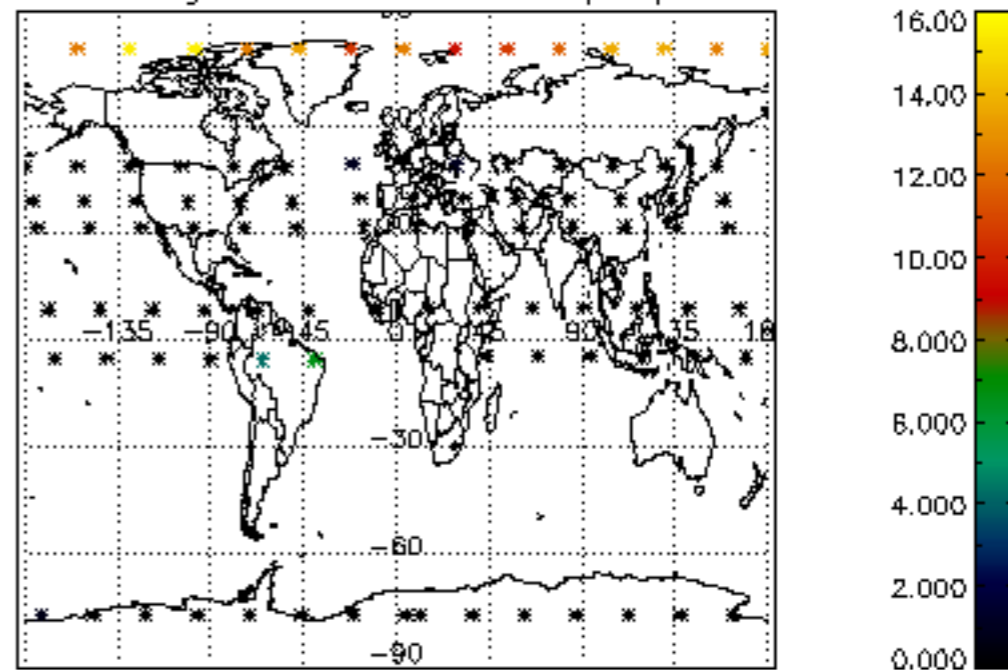
Percentage of datation errors per profile



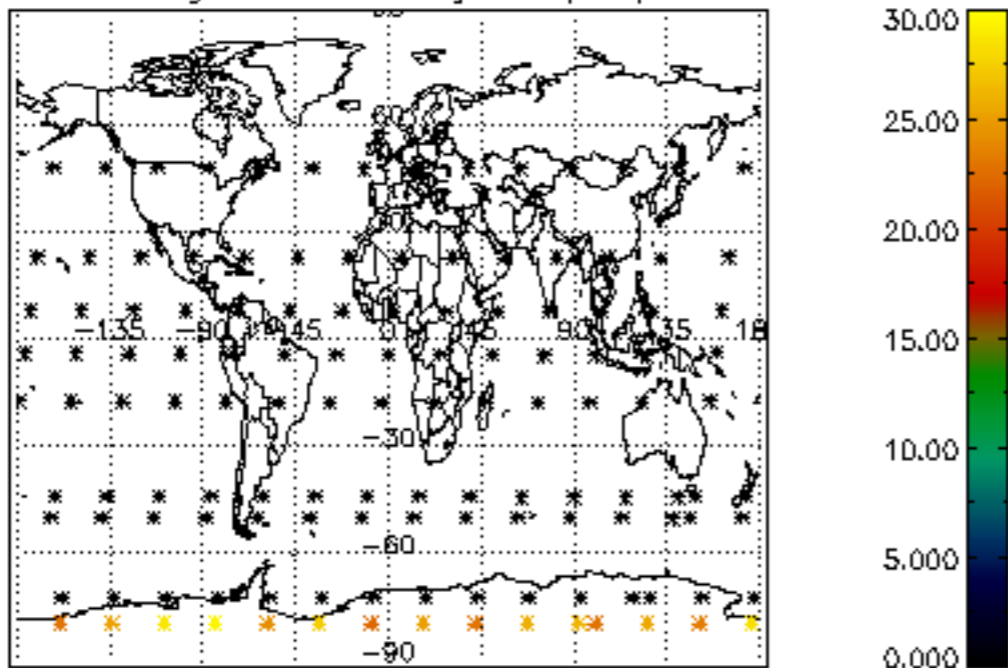
Percentage of star falling outside central band per profile



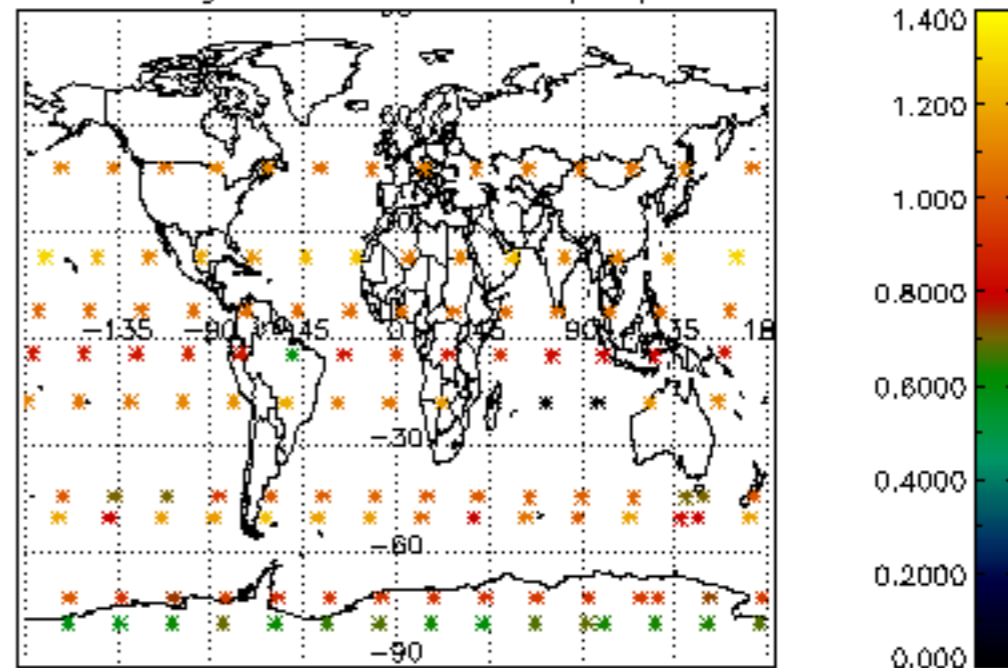
Percentage of saturation errors per profile



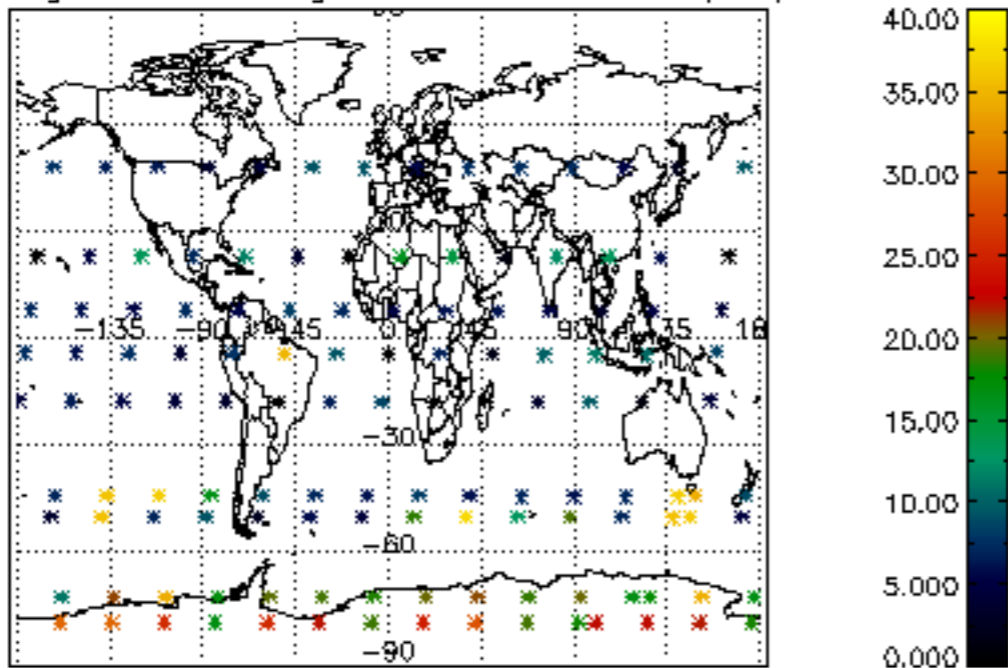
Percentage of cosmic ray hits per profile



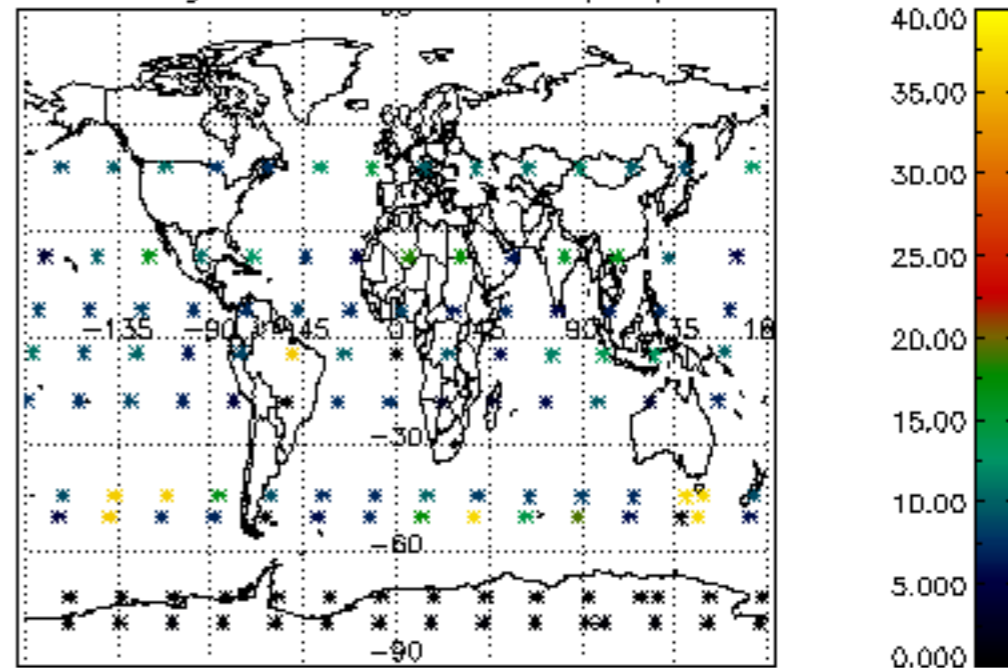
Percentage of datation errors per profile

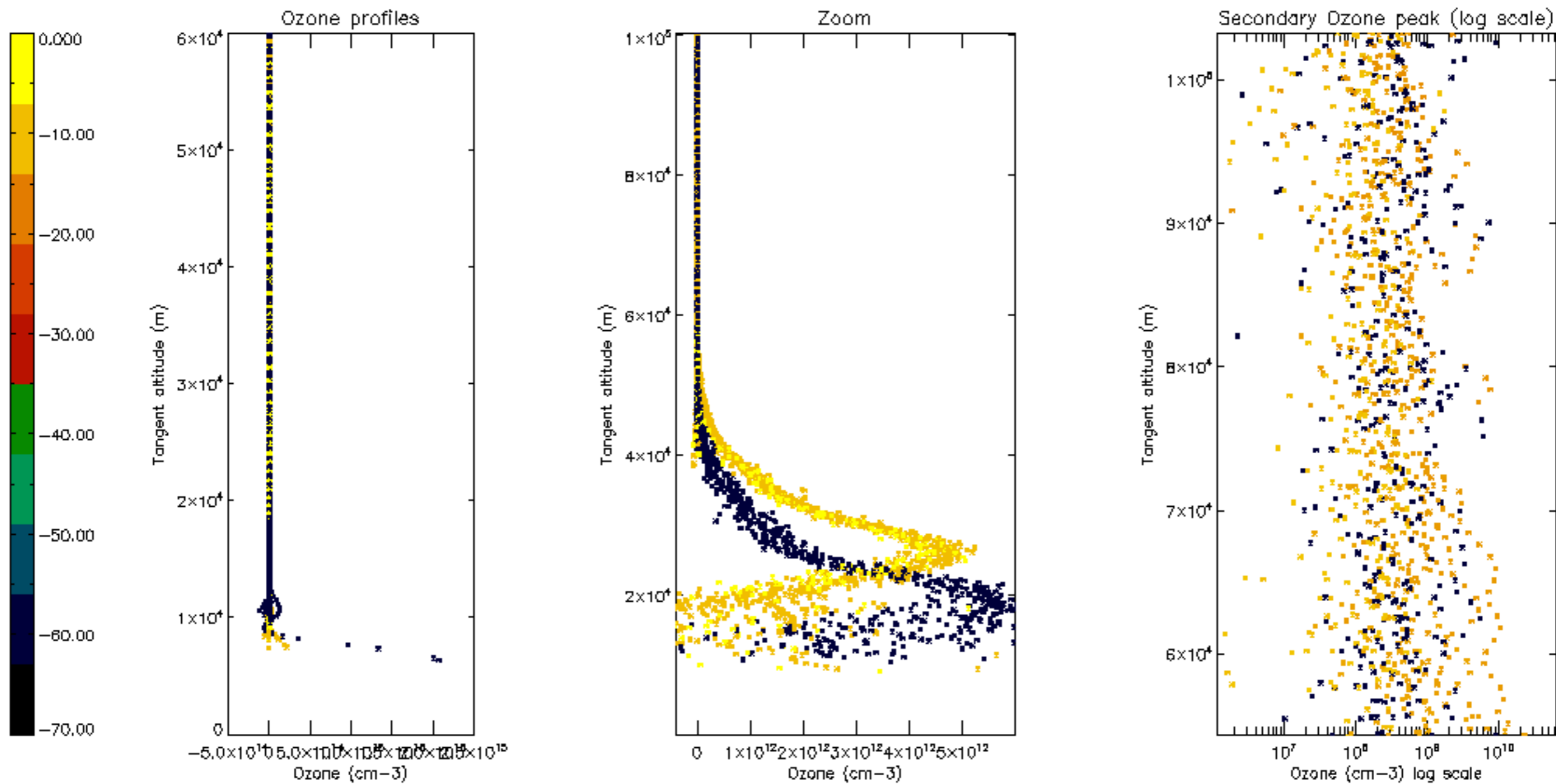


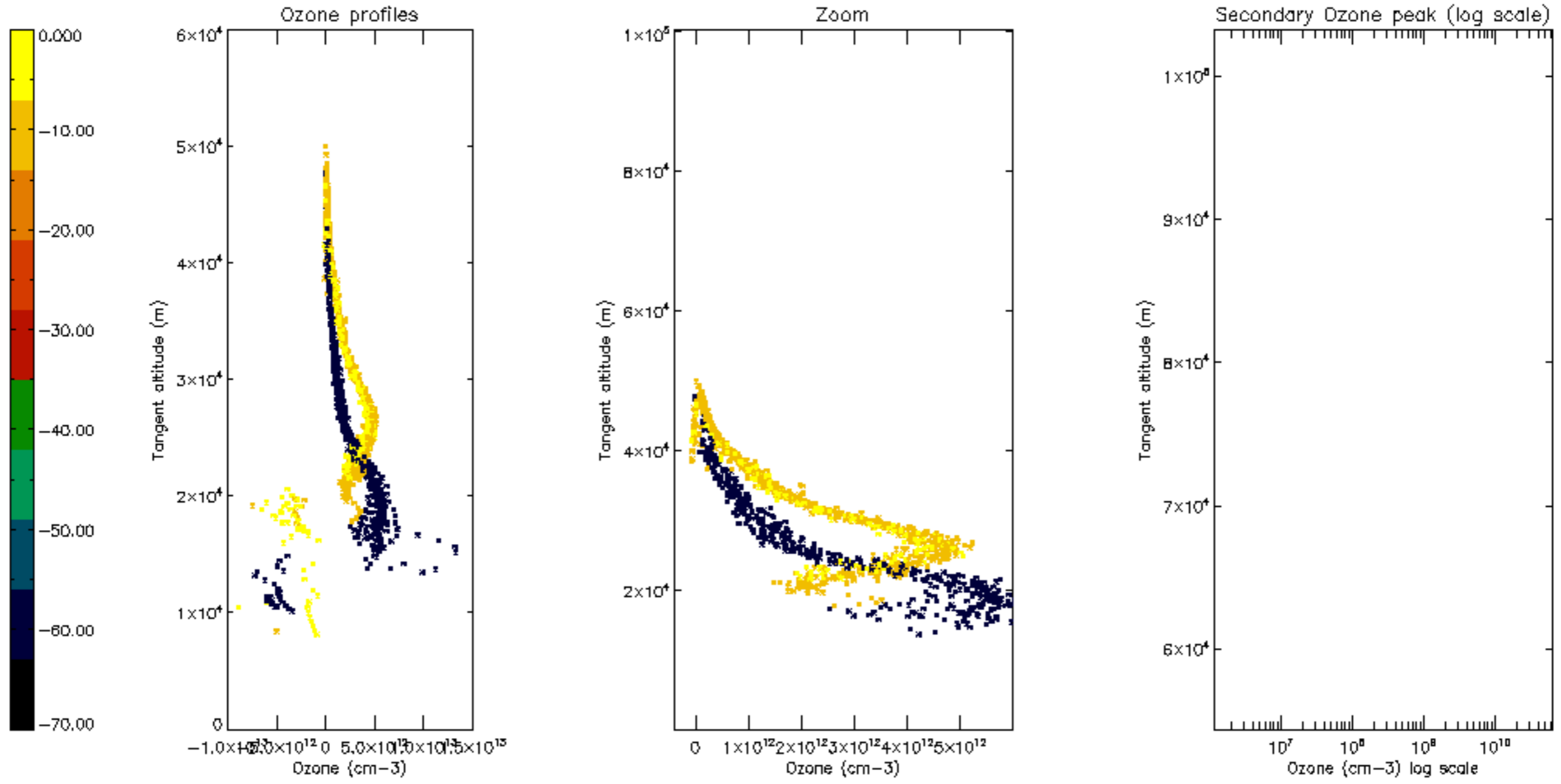
Percentage of star falling outside central band per profile

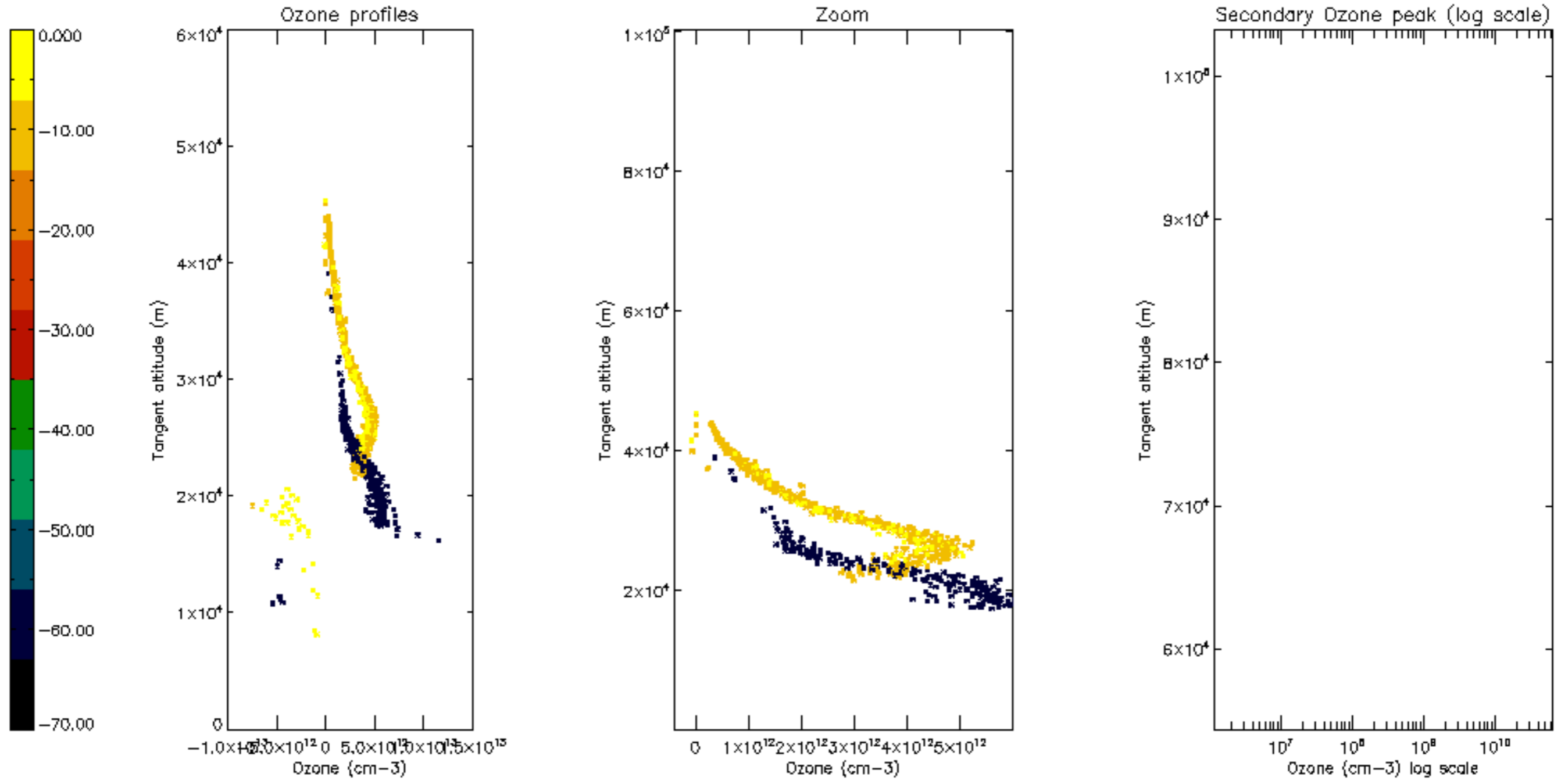


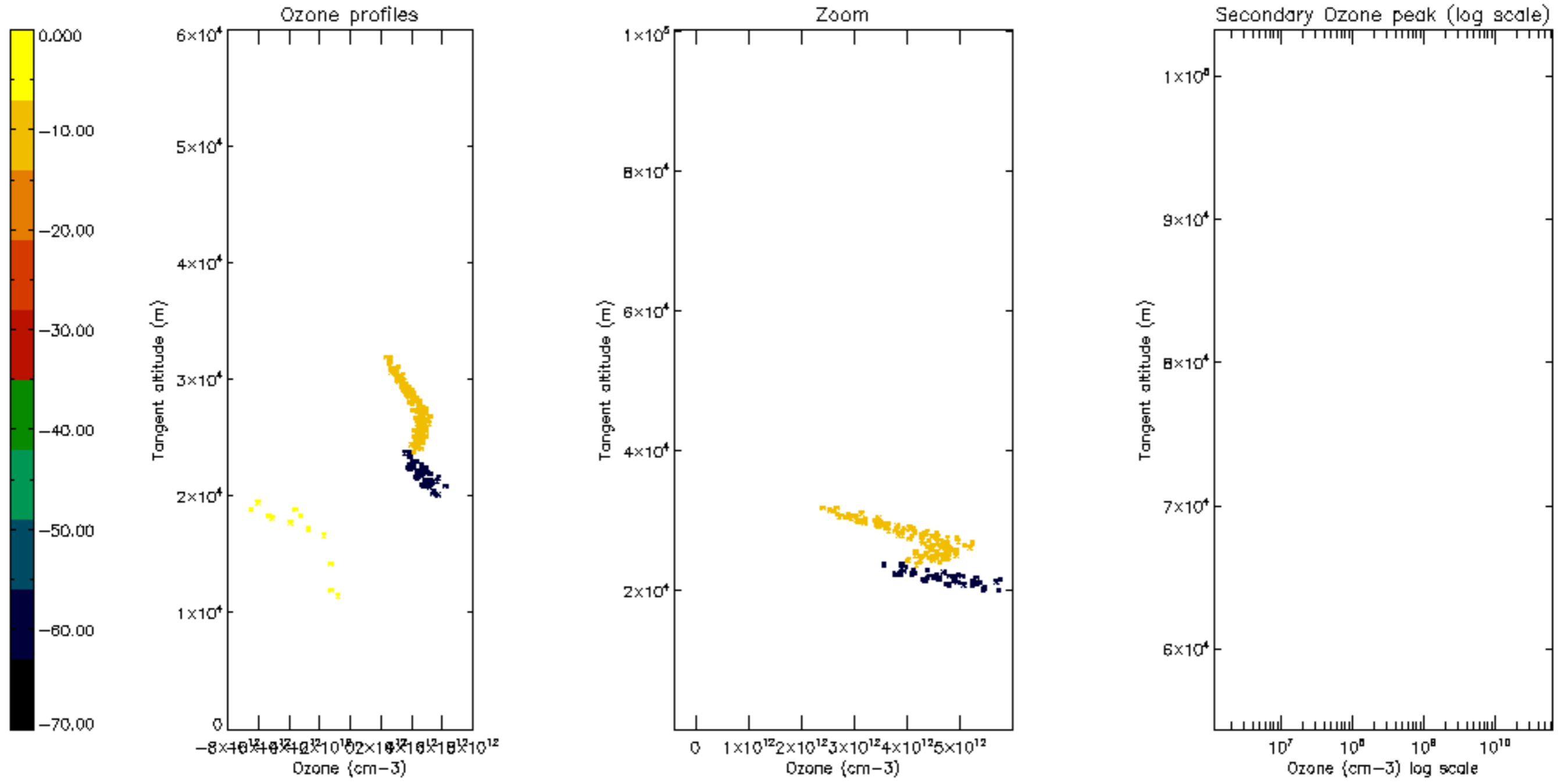
Percentage of saturation errors per profile

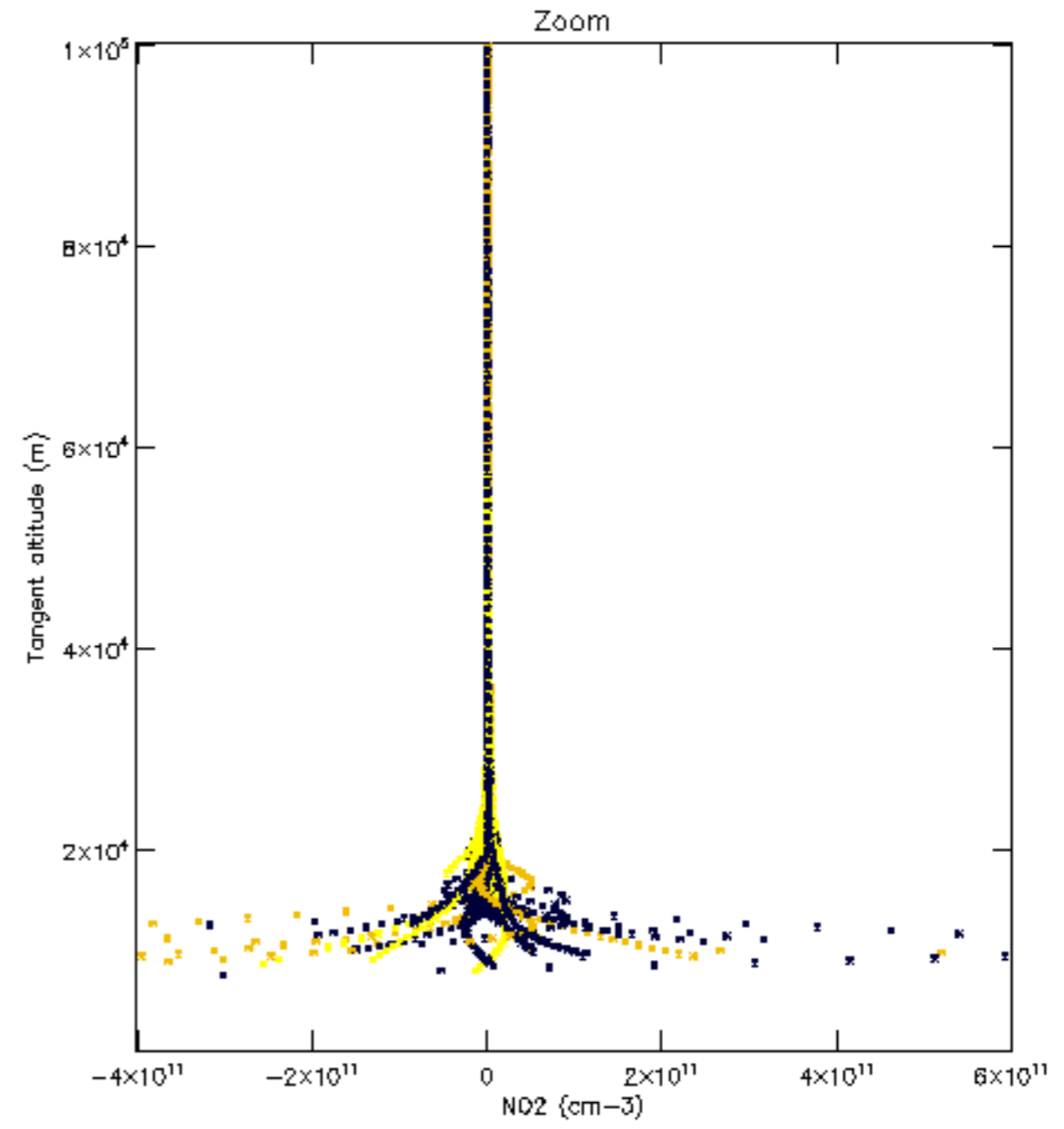
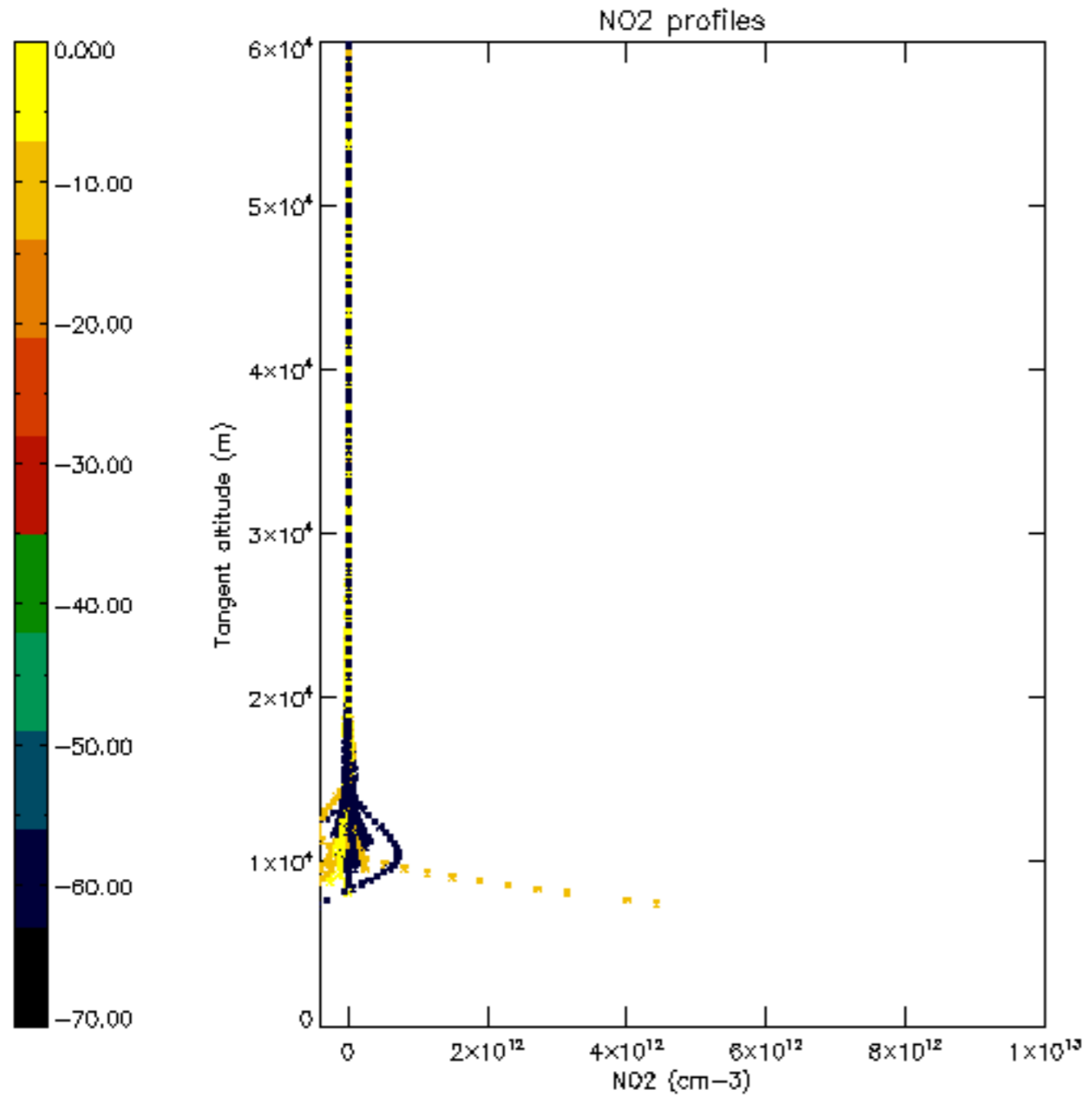


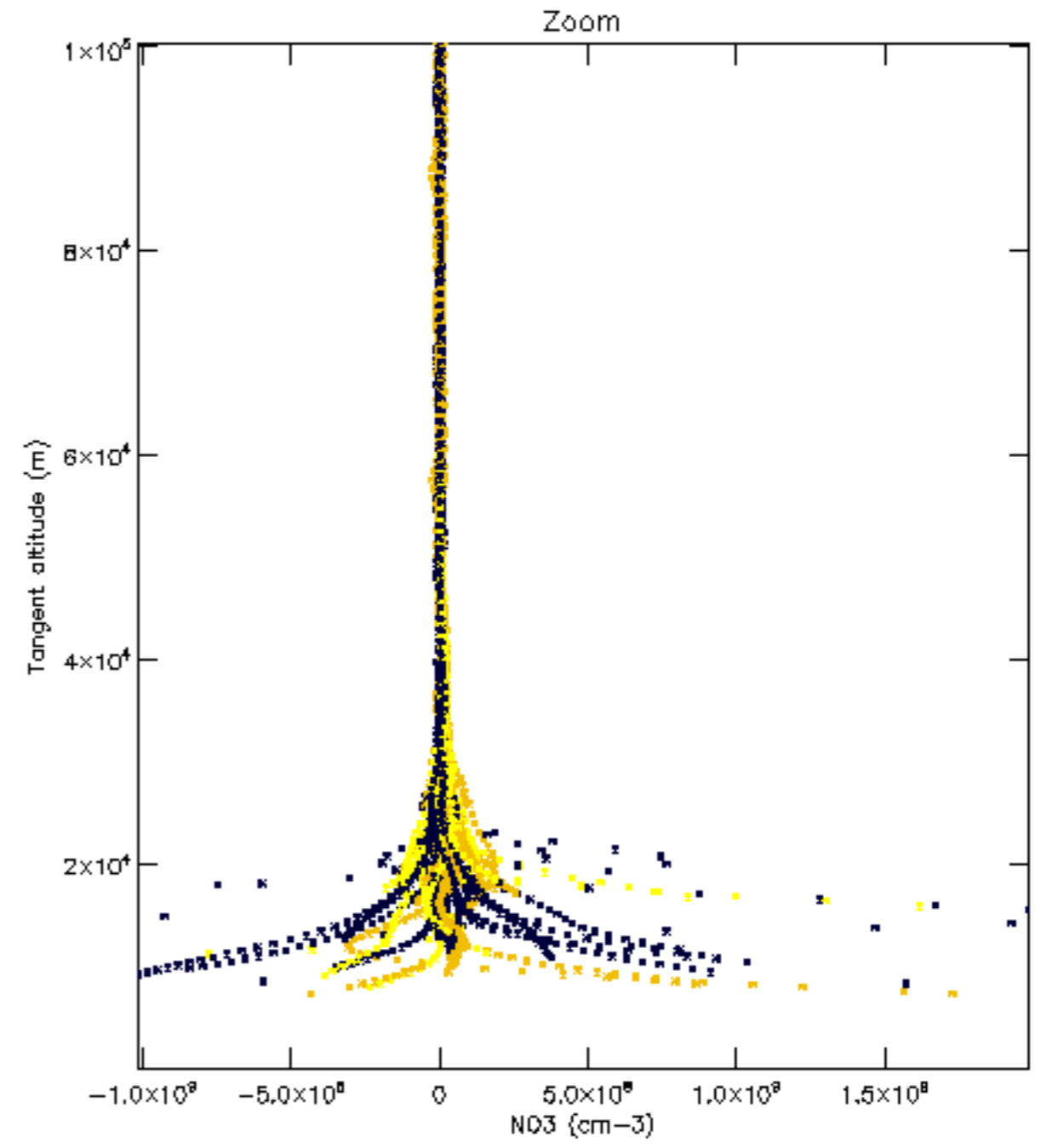
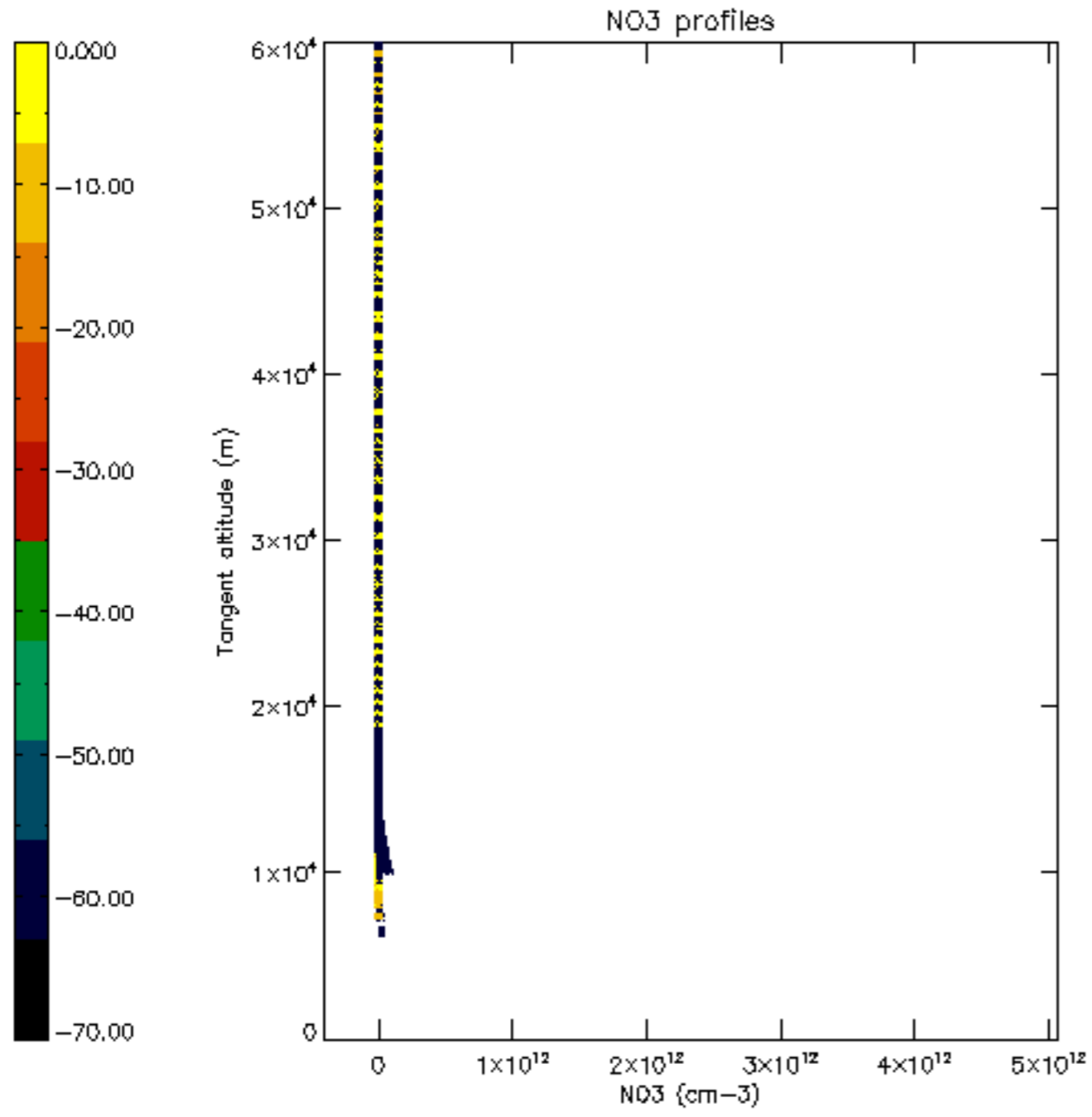


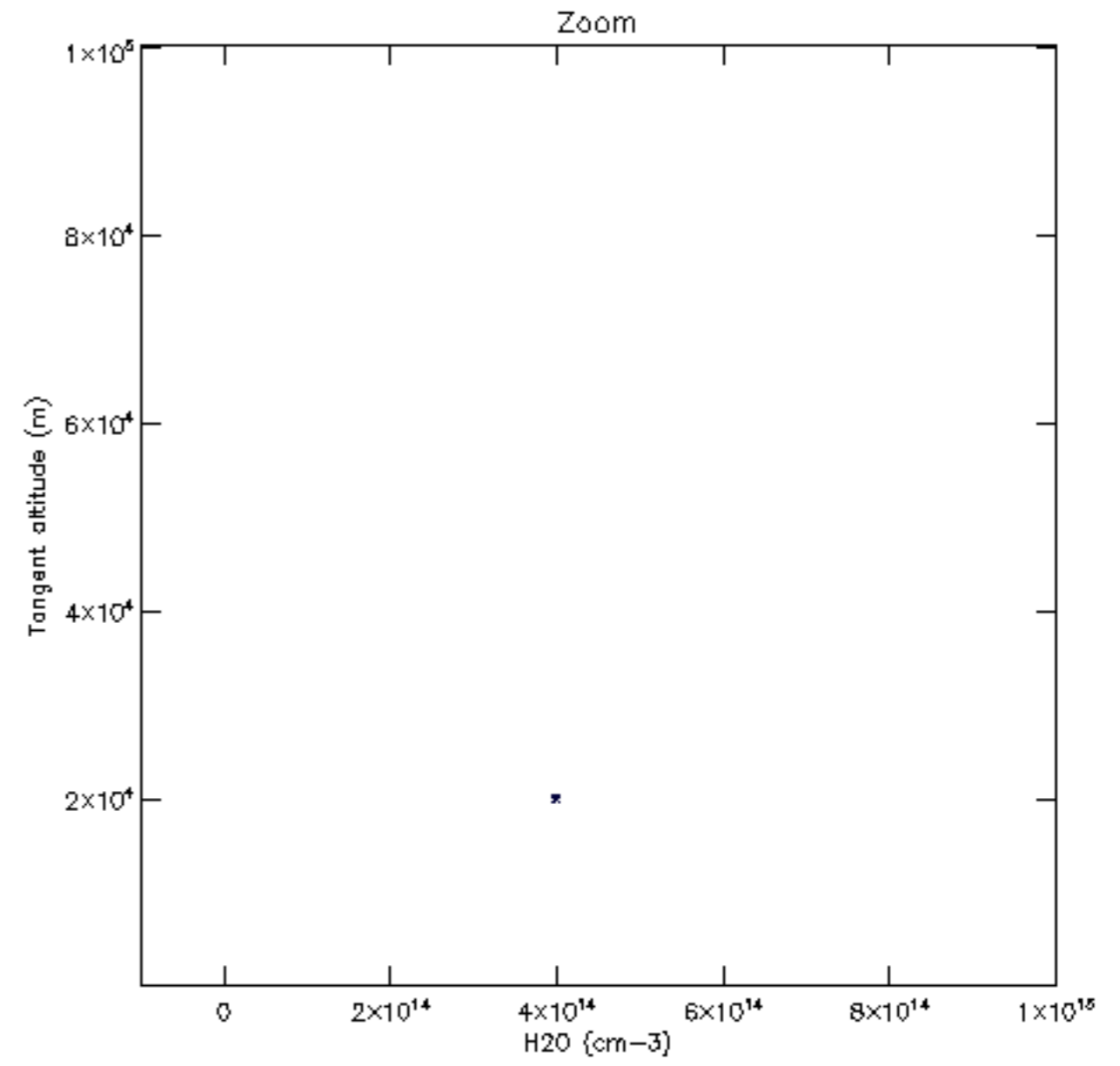
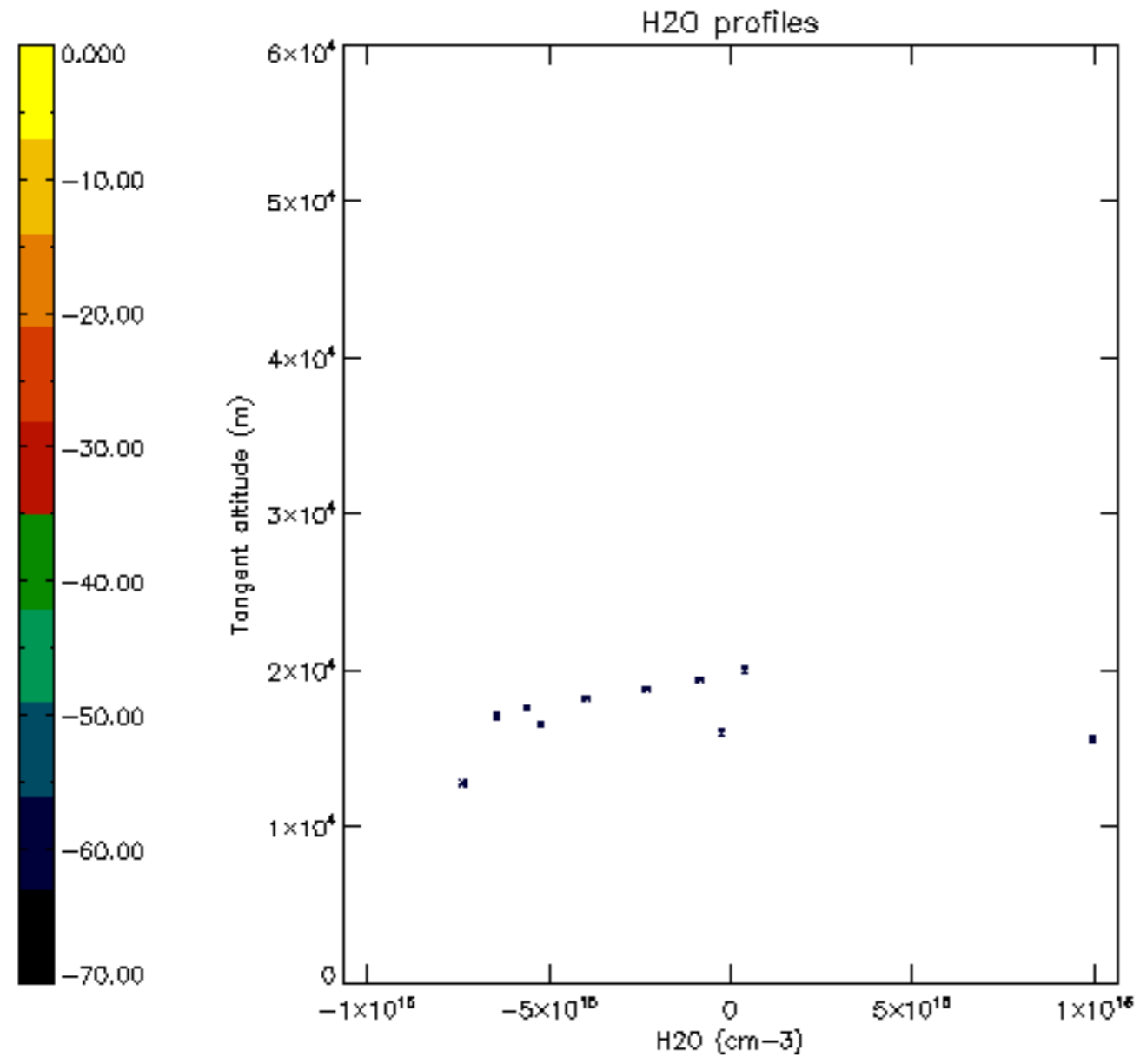


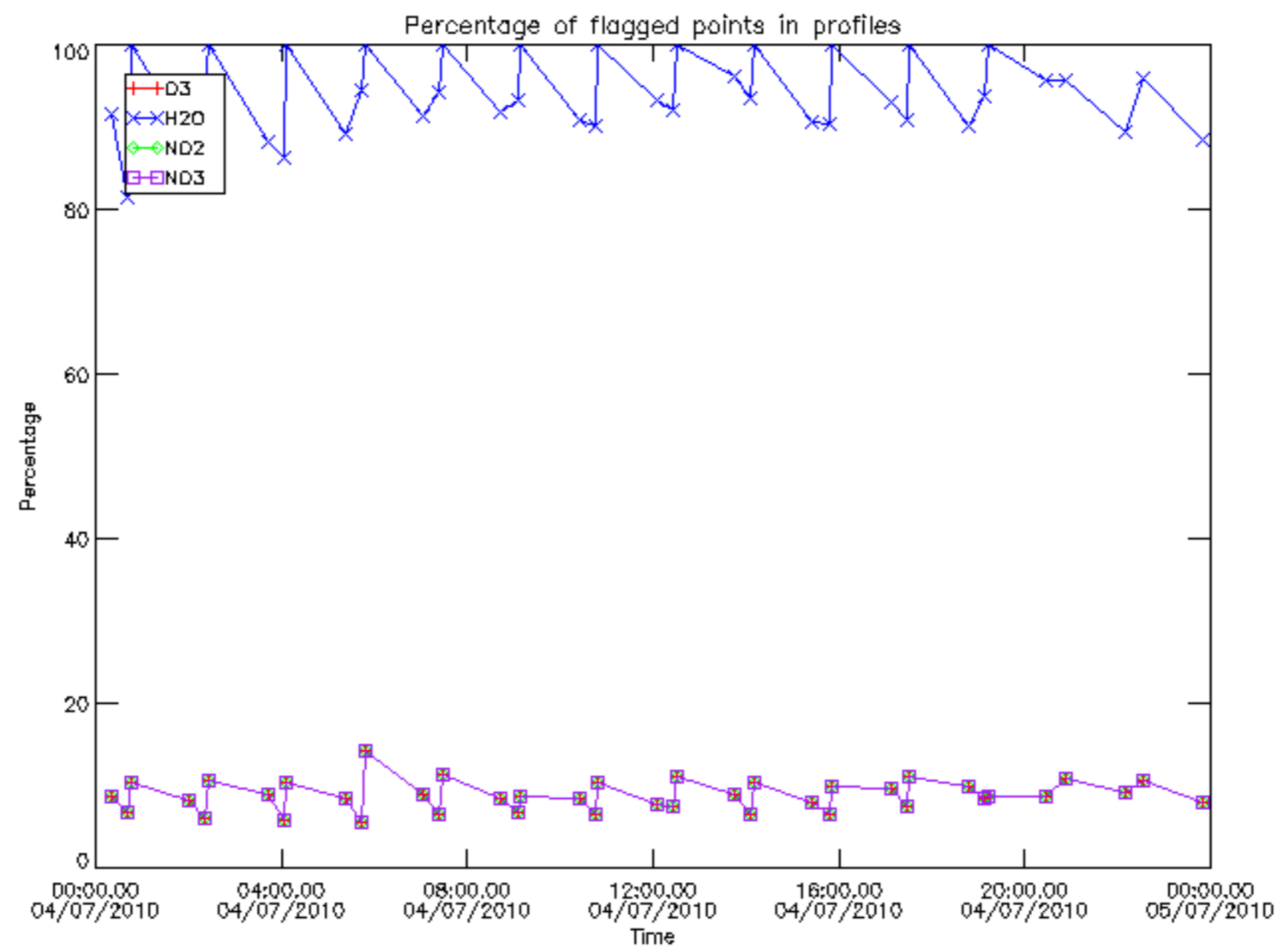




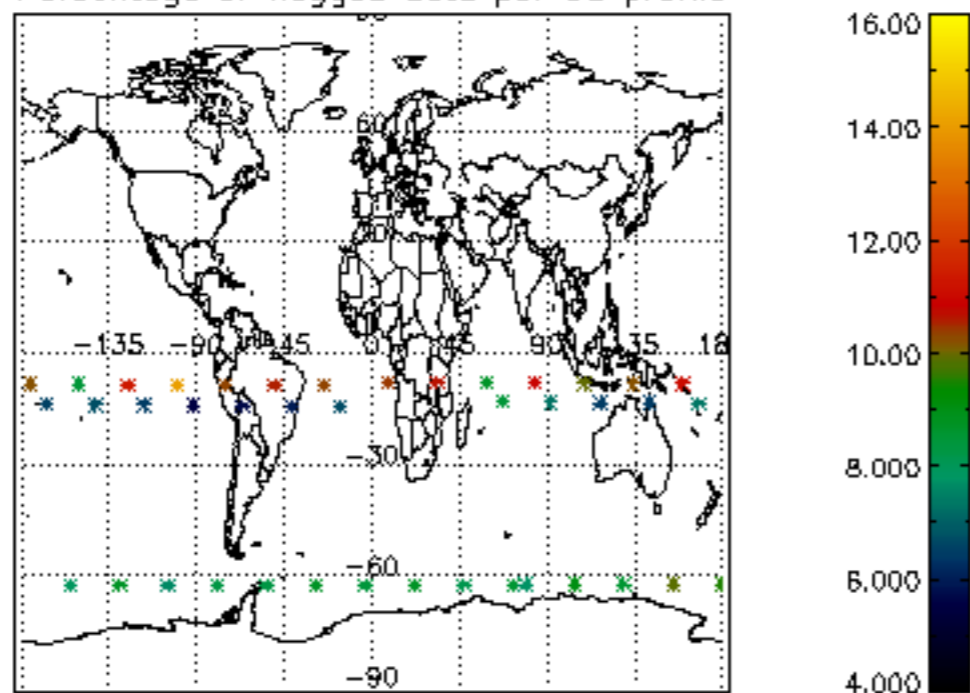




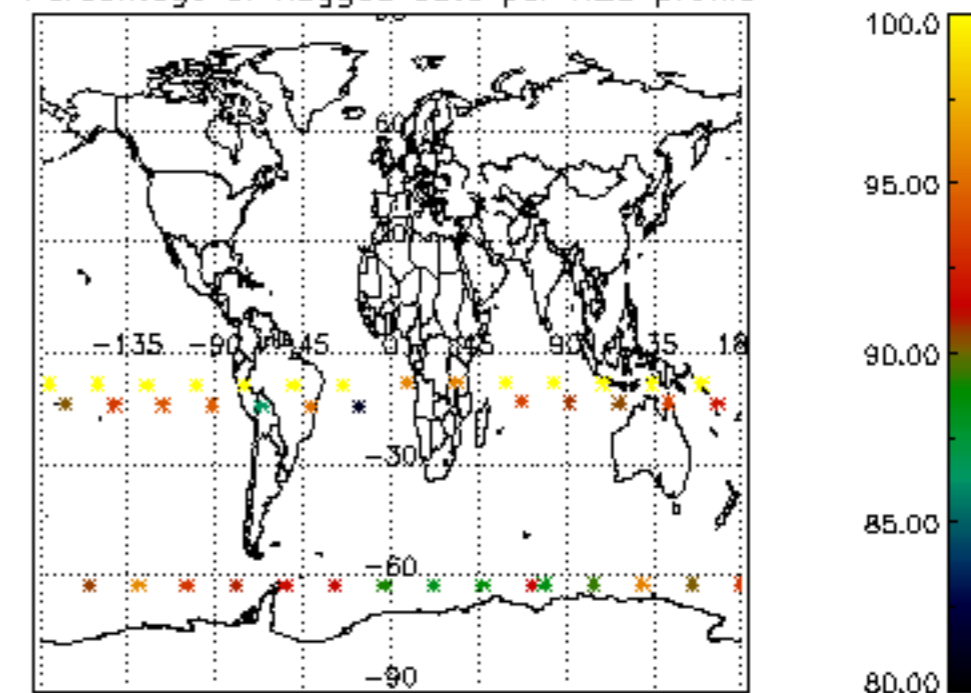




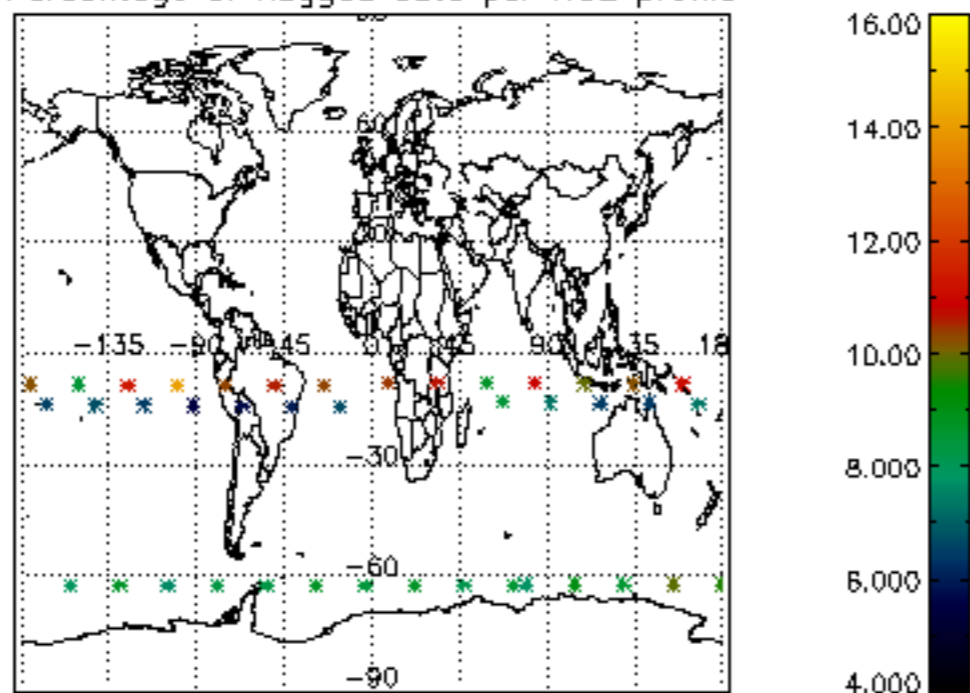
Percentage of flagged data per D3 profile



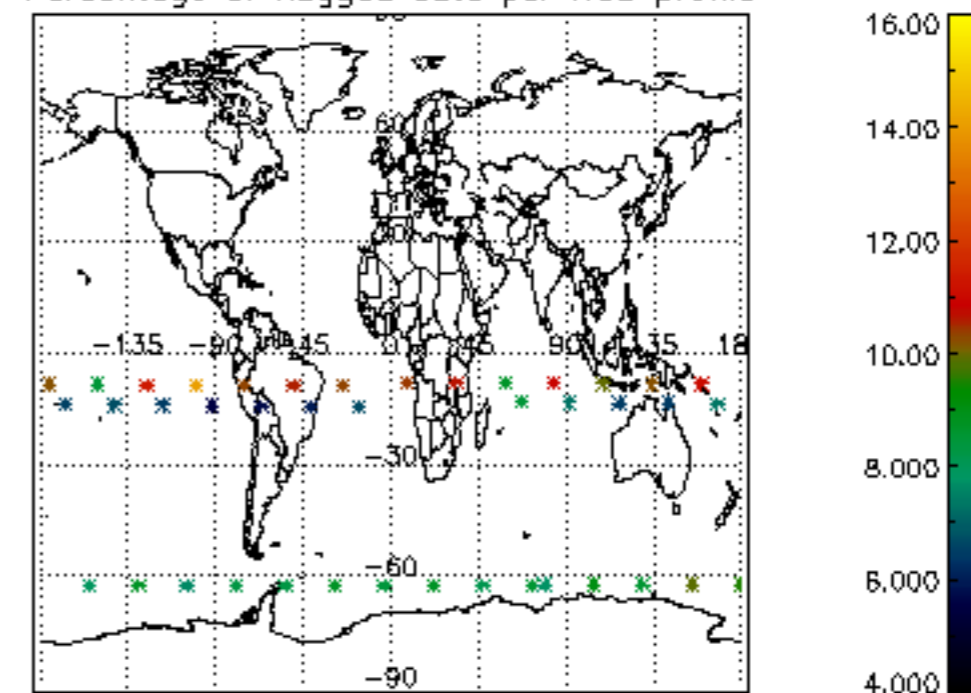
Percentage of flagged data per H2O profile

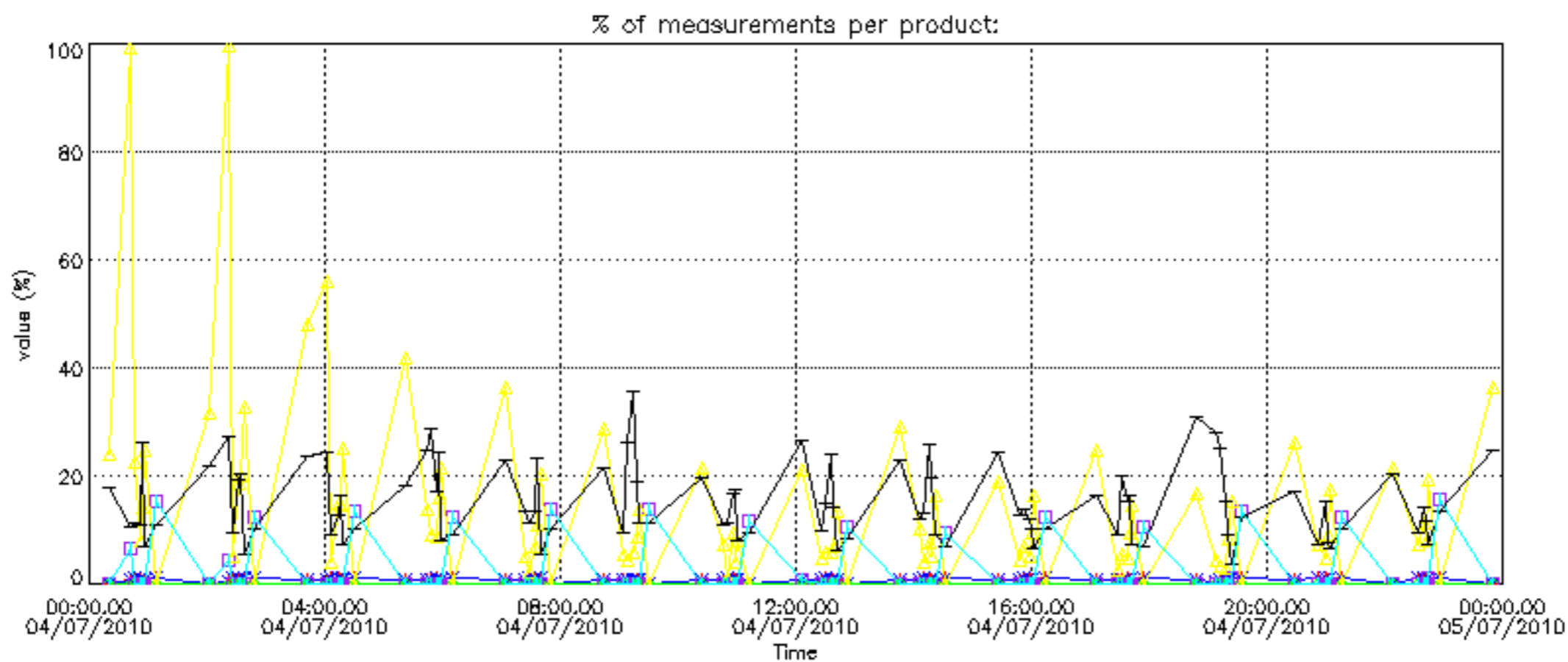
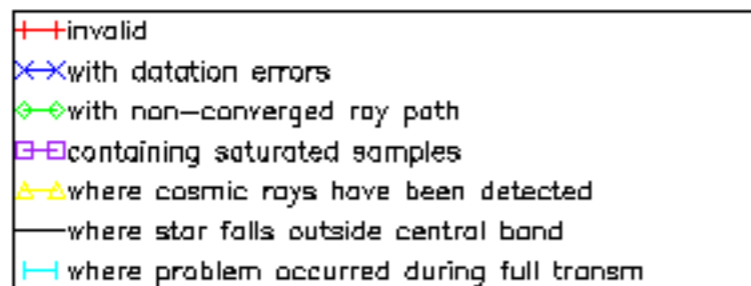


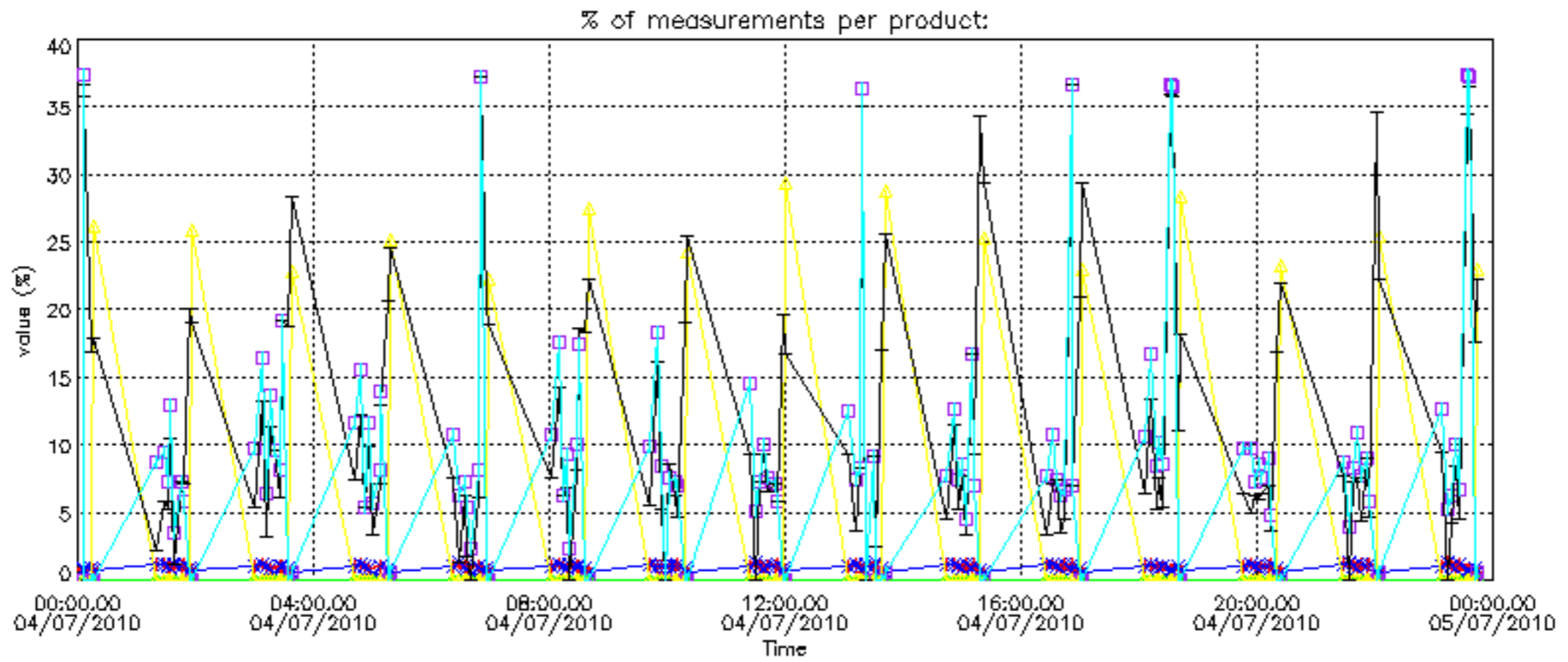
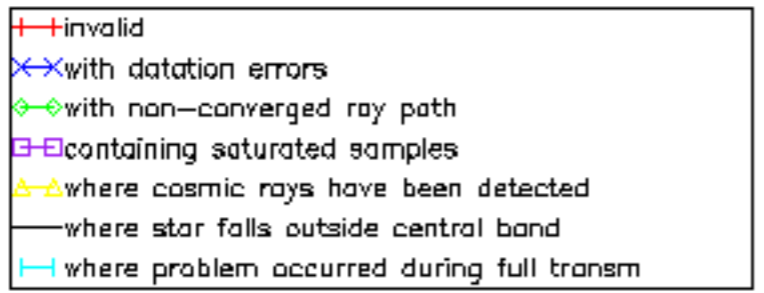
Percentage of flagged data per NO2 profile



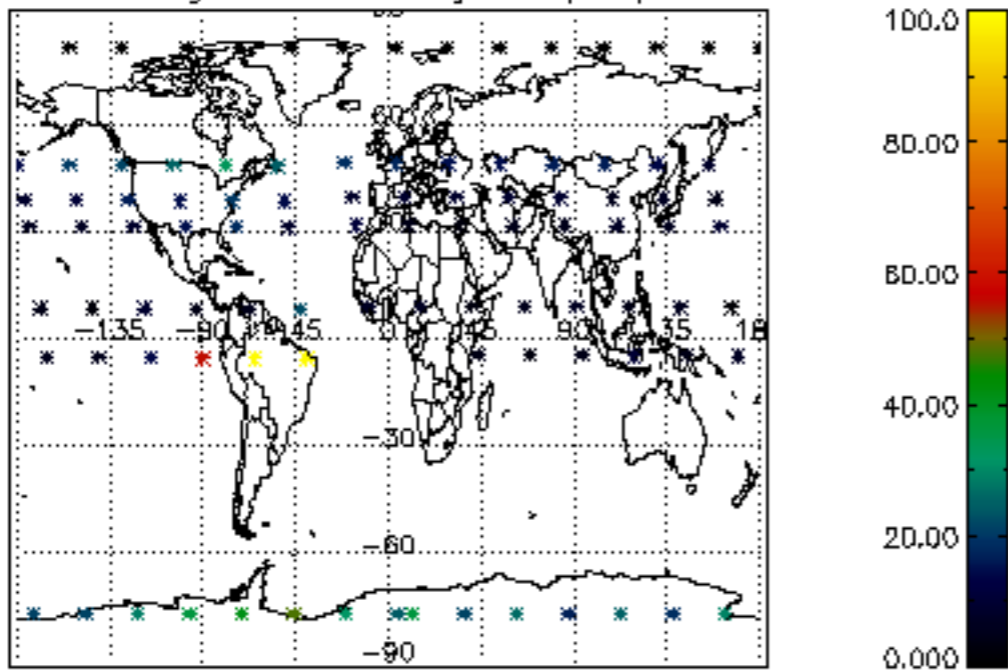
Percentage of flagged data per NO3 profile



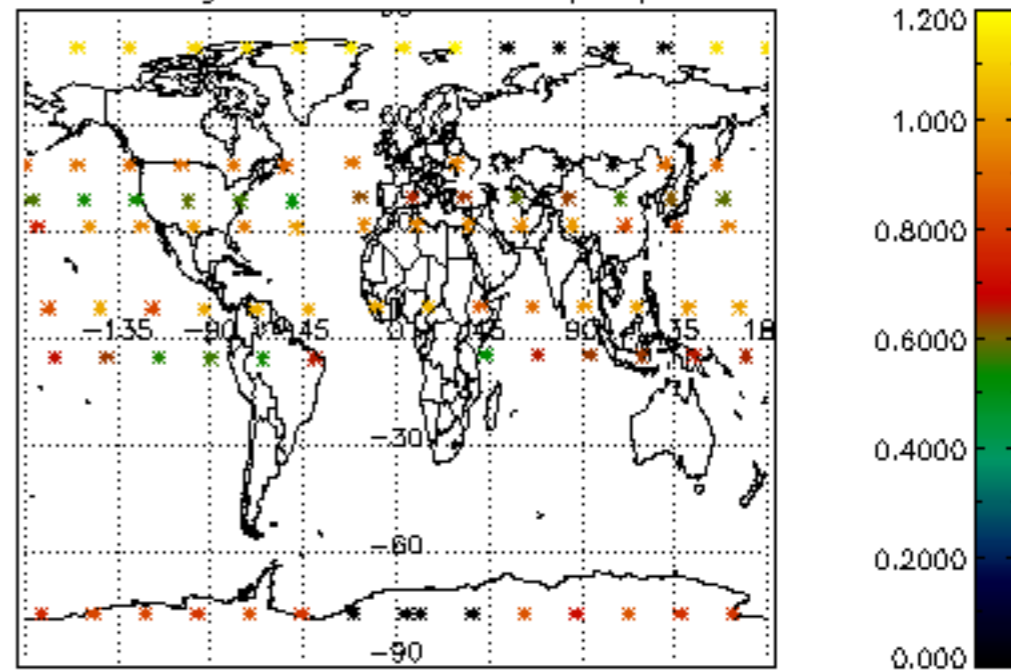




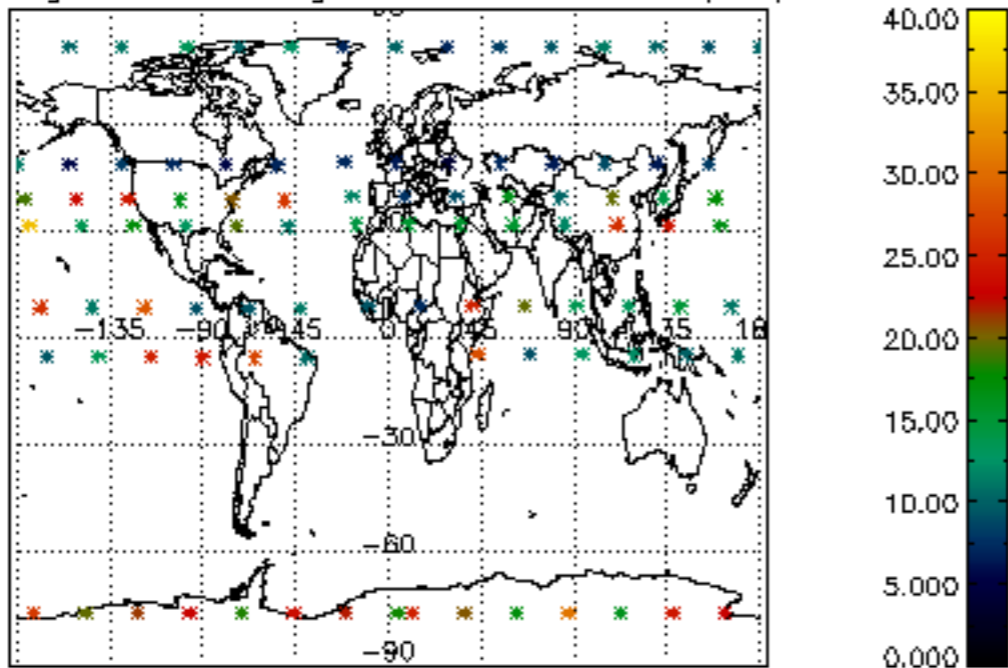
Percentage of cosmic ray hits per profile



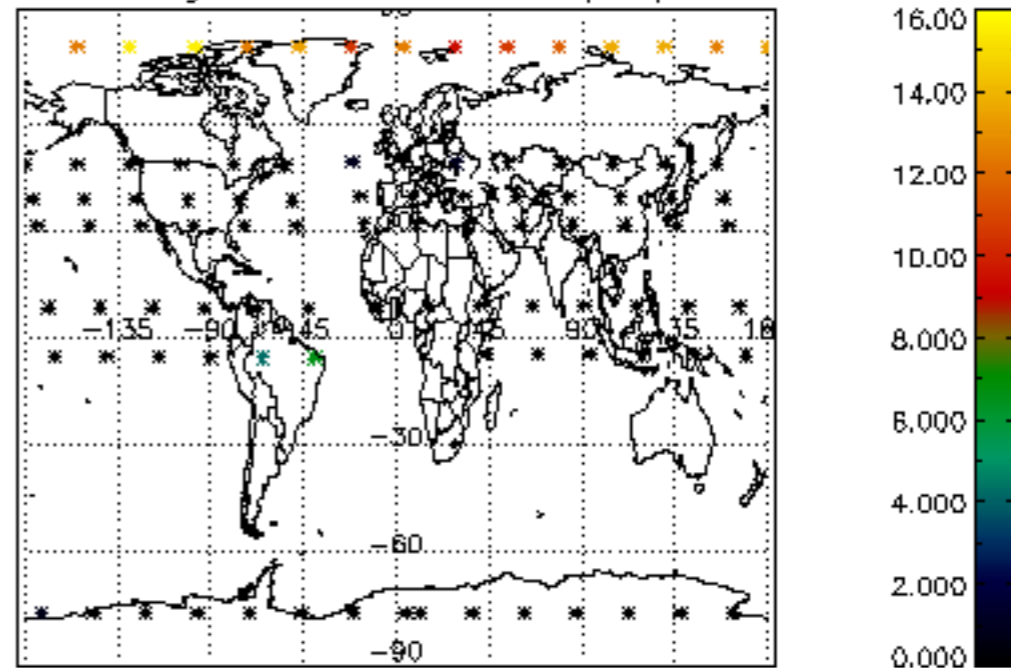
Percentage of datation errors per profile



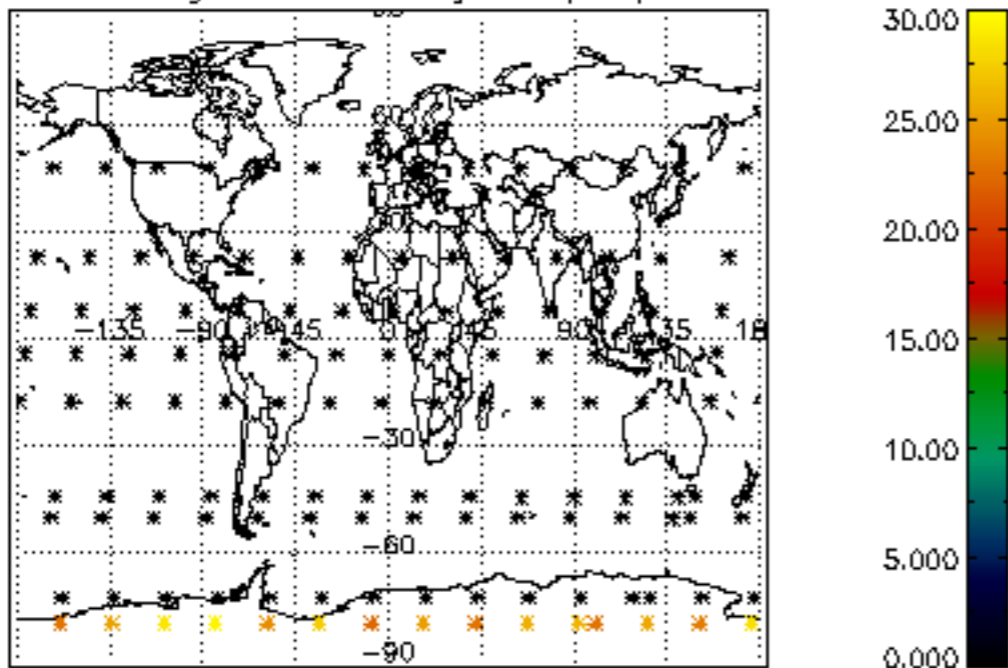
Percentage of star falling outside central band per profile



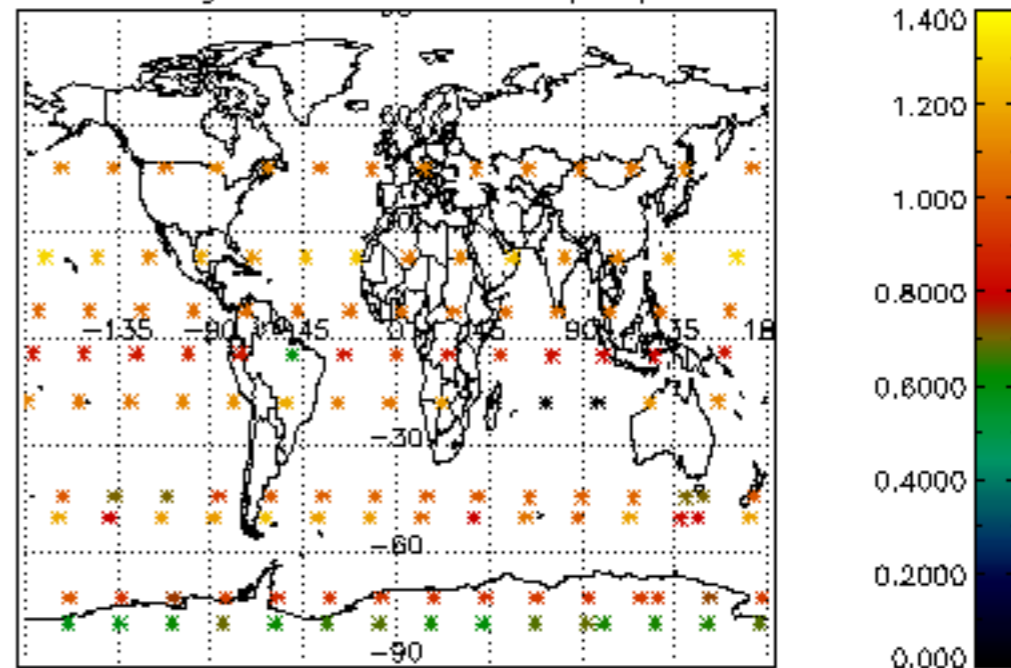
Percentage of saturation errors per profile



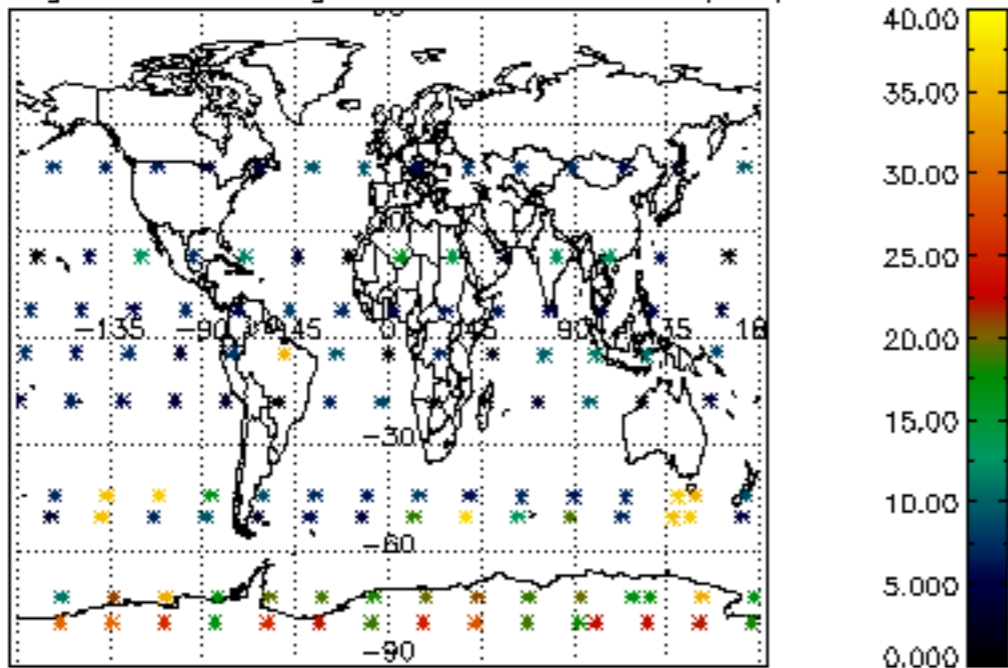
Percentage of cosmic ray hits per profile



Percentage of datation errors per profile



Percentage of star falling outside central band per profile



Percentage of saturation errors per profile

