

GOMOS Level 2 Daily Report

SUMMARY

[1. General Info](#)

[2. Summary of processed GOM_NL_2P products](#)

[3. Level 2 Quality information per product](#)

[3.1 Plot of level 2 quality information per product \(time dependant\)](#)

[3.2 Plot of level 2 quality information per product \(world map\)](#)

[4. Level 1 Quality information per product \(stored on level 2 products\)](#)

[4.1 Plot of level 1 quality information per product \(time dependant\)](#)

[4.1.1 Plot of level 1 quality information per product \(time dependant\): ASCENDING](#)

[4.1.2 Plot of level 1 quality information per product \(time dependant\): DESCENDING](#)

[4.2 Plot of level 1 quality information per product \(world map\)](#)

[4.2.1 Plot of level 1 quality information per product \(world map\): ASCENDING](#)

[4.2.2 Plot of level 1 quality information per product \(world map\): DESCENDING](#)

[5. Ozone profiles based on quality statistics and other trace gas profiles](#)

[5.1 Ozone statistics based on quality of products](#)

[5.2 Plot ozone profiles for all STD \(dark without errors\)](#)

[5.3 Plot ozone profiles where STD < 20% \(dark without errors\)](#)

[5.4. Plot ozone profiles where STD < 10% \(dark without errors\)](#)

[5.5. Plot ozone profiles where STD < 5% \(dark without errors\)](#)

[5.6 Plot NO2 profiles for all STD \(dark without errors\)](#)

[5.7 Plot NO3 profiles for all STD \(dark without errors\)](#)

[5.8 Plot H2O profiles \(only for occultations of stars 1,2,3,4,13,14,16,26,63 dark without errors\) for all STD](#)

[6. Auxiliary Data Files used for the production reported in section 2](#)

This report presents the daily analysis on parameters extracted from GOMOS level 2 data (GOM_NL__2P). It is intended to monitor some important parameters that will impact the quality of these products. A list of level 2 products (and content) that have arrived during the reporting day to the PCF is also given.

Item	Value
Time of report generation	29APR2013 12:37:58
Data source version	GOMOS/6.01
Start time of products	03-07-2010 (03JUL2010 00:00:00)
Stop time of products	04-07-2010 (04JUL2010 00:00:00)
Store outputs in DB	Yes
Nb of level 2 prods	226
Nb of prods with errors	0

2. Summary of processed GOM_NL__2P products.

Nr	Filename	UTC Start time	Limb	Duration	Star Id	Star Name	Star Mag	Star Temp	Nb Meas	Orbit	Prod. error
1	GOM_NL__2PRFIN20100703_001109_000000482090_00460_43600_7231.N1	03-JUL-2010 00:11:09	Bright	48.000	168	17Zet Aql	2.9860	11000.	96	43600	No
2	GOM_NL__2PRFIN20100703_001810_000000412090_00460_43600_7232.N1	03-JUL-2010 00:18:10	Bright	41.000	5	3Alp Lyr	0.033000	11000.	82	43600	No
3	GOM_NL__2PRFIN20100703_002232_000000492090_00460_43600_7233.N1	03-JUL-2010 00:22:32	Bright	49.000	144	18Del Cyg	2.8600	11000.	98	43600	No
4	GOM_NL__2PRFIN20100703_002603_000000602090_00460_43600_7234.N1	03-JUL-2010 00:26:03	Bright	59.500	19	50Alp Cyg	1.2460	10500.	119	43600	No
5	GOM_NL__2PRFIN20100703_002937_000000472090_00460_43600_7235.N1	03-JUL-2010 00:29:37	Bright	47.000	89	5Alp Cep	2.4510	8000.0	94	43600	No
6	GOM_NL__2PRFIN20100703_003702_000000492090_00460_43600_7236.N1	03-JUL-2010 00:37:02	Bright	49.000	74	11Bet Cas	2.2680	6600.0	98	43600	No
7	GOM_NL__2PRFIN20100703_003840_000000632090_00460_43600_7237.N1	03-JUL-2010 00:38:40	Bright	63.000	110	37Del Cas	2.6780	8900.0	126	43600	No
8	GOM_NL__2PRFIN20100703_004515_000000662090_00460_43600_7238.N1	03-JUL-2010 00:45:15	Bright	66.000	73	57Gam1And	2.2600	13100.	132	43600	No
9	GOM_NL__2PRFIN20100703_004750_000000732090_00460_43600_7239.N1	03-JUL-2010 00:47:50	Twilight	72.500	53	43Bet And	2.0480	3300.0	145	43600	No
10	GOM_NL__2PRFIN20100703_005219_000000602090_00460_43600_7240.N1	03-JUL-2010 00:52:19	Dark	59.500	50	13Alp Ari	2.0070	4250.0	119	43600	No
11	GOM_NL__2PRFIN20100703_011650_000000502090_00461_43601_7261.N1	03-JUL-2010 01:16:50	Dark	49.500	84	Alp Phe	2.3970	4500.0	99	43601	No
12	GOM_NL__2PRFIN20100703_012318_000000632090_00461_43601_7262.N1	03-JUL-2010 01:23:18	Straylight	63.000	63	Bet Gru	2.1500	2800.0	126	43601	No
13	GOM_NL__2PRFIN20100703_012511_000001002090_00461_43601_7263.N1	03-JUL-2010 01:25:11	Straylight	100.000	18	24Alp PsA	1.1660	9700.0	200	43601	No
14	GOM_NL__2PRFIN20100703_012810_000000562090_00461_43601_7264.N1	03-JUL-2010 01:28:10	Straylight	56.000	172	Gam Gru	3.0030	13100.	112	43601	No
15	GOM_NL__2PRFIN20100703_013932_000000462090_00461_43601_7265.N1	03-JUL-2010 01:39:32	Bright	45.500	155	41Pi Sgr	2.9000	6600.0	91	43601	No
16	GOM_NL__2PRFIN20100703_015144_000000472090_00461_43601_7266.N1	03-JUL-2010 01:51:44	Bright	46.500	168	17Zet Aql	2.9860	11000.	93	43601	No
17	GOM_NL__2PRFIN20100703_015846_000000472090_00461_43601_7267.N1	03-JUL-2010 01:58:46	Bright	46.500	5	3Alp Lyr	0.033000	11000.	93	43601	No
18	GOM_NL__2PRFIN20100703_020307_000000492090_00461_43601_7268.N1	03-JUL-2010 02:03:07	Bright	49.000	144	18Del Cyg	2.8600	11000.	98	43601	No
19	GOM_NL__2PRFIN20100703_020638_000000602090_00461_43601_7269.N1	03-JUL-2010 02:06:38	Bright	60.000	19	50Alp Cyg	1.2460	10500.	120	43601	No
20	GOM_NL__2PRFIN20100703_021012_000000452090_00461_43601_7270.N1	03-JUL-2010 02:10:12	Bright	45.000	89	5Alp Cep	2.4510	8000.0	90	43601	No
21	GOM_NL__2PRFIN20100703_021737_000000472090_00461_43601_7271.N1	03-JUL-2010 02:17:37	Bright	47.000	74	11Bet Cas	2.2680	6600.0	94	43601	No
22	GOM_NL__2PRFIN20100703_021915_000000422090_00461_43601_7272.N1	03-JUL-2010 02:19:15	Bright	41.500	110	37Del Cas	2.6780	8900.0	83	43601	No
23	GOM_NL__2PRFIN20100703_022551_000000572090_00461_43601_7273.N1	03-JUL-2010 02:25:51	Bright	56.500	73	57Gam1And	2.2600	13100.	113	43601	No
24	GOM_NL__2PRFIN20100703_022826_000000762090_00461_43601_7274.N1	03-JUL-2010 02:28:26	Twilight	75.500	53	43Bet And	2.0480	3300.0	151	43601	No
25	GOM_NL__2PRFIN20100703_023254_000000602090_00461_43601_7275.N1	03-JUL-2010 02:32:54	Dark	60.000	50	13Alp Ari	2.0070	4250.0	120	43601	No
26	GOM_NL__2PRFIN20100703_025728_000000492090_00462_43602_7275.N1	03-JUL-2010 02:57:28	Dark	48.500	84	Alp Phe	2.3970	4500.0	97	43602	No
27	GOM_NL__2PRFIN20100703_030354_000000542090_00462_43602_7276.N1	03-JUL-2010 03:03:54	Straylight	54.000	63	Bet Gru	2.1500	2800.0	108	43602	No
28	GOM_NL__2PRFIN20100703_030548_000000852090_00462_43602_7277.N1	03-JUL-2010 03:05:48	Straylight	85.000	18	24Alp PsA	1.1660	9700.0	170	43602	No
29	GOM_NL__2PRFIN20100703_030847_000000562090_00462_43602_7278.N1	03-JUL-2010 03:08:47	Straylight	56.000	172	Gam Gru	3.0030	13100.	112	43602	No
30	GOM_NL__2PRFIN20100703_032008_000000442090_00462_43602_7279.N1	03-JUL-2010 03:20:08	Bright	43.500	155	41Pi Sgr	2.9000	6600.0	87	43602	No
31	GOM_NL__2PRFIN20100703_033220_000000482090_00462_43602_7280.N1	03-JUL-2010 03:32:20	Bright	48.000	168	17Zet Aql	2.9860	11000.	96	43602	No
32	GOM_NL__2PRFIN20100703_033921_000000412090_00462_43602_7281.N1	03-JUL-2010 03:39:21	Bright	41.000	5	3Alp Lyr	0.033000	11000.	82	43602	No
33	GOM_NL__2PRFIN20100703_034342_000000482090_00462_43602_7282.N1	03-JUL-2010 03:43:42	Bright	47.500	144	18Del Cyg	2.8600	11000.	95	43602	No
34	GOM_NL__2PRFIN20100703_034713_000000592090_00462_43602_7283.N1	03-JUL-2010 03:47:13	Bright	59.000	19	50Alp Cyg	1.2460	10500.	118	43602	No
35	GOM_NL__2PRFIN20100703_035048_000000452090_00462_43602_7284.N1	03-JUL-2010 03:50:48	Bright	45.000	89	5Alp Cep	2.4510	8000.0	90	43602	No
36	GOM_NL__2PRFIN20100703_035813_000000492090_00462_43602_7285.N1	03-JUL-2010 03:58:13	Bright	49.000	74	11Bet Cas	2.2680	6600.0	98	43602	No
37	GOM_NL__2PRFIN20100703_035951_000000632090_00462_43602_7286.N1	03-JUL-2010 03:59:51	Bright	63.000	110	37Del Cas	2.6780	8900.0	126	43602	No
38	GOM_NL__2PRFIN20100703_040627_000000522090_00462_43602_7287.N1	03-JUL-2010 04:06:27	Bright	51.500	73	57Gam1And	2.2600	13100.	103	43602	No
39	GOM_NL__2PRFIN20100703_040901_000000762090_00462_43602_7288.N1	03-JUL-2010 04:09:01	Twilight	75.500	53	43Bet And	2.0480	3300.0	151	43602	No
40	GOM_NL__2PRFIN20100703_041331_000000582090_00462_43602_7289.N1	03-JUL-2010 04:13:31	Dark	58.000	50	13Alp Ari	2.0070	4250.0	116	43602	No
41	GOM_NL__2PRFIN20100703_043358_000000732090_00462_43602_7290.N1	03-JUL-2010 04:33:58	Dark	72.500	52	16Bet Cet	2.0370	4500.0	145	43602	No
42	GOM_NL__2PRFIN20100703_043805_000000502090_00463_43603_7286.N1	03-JUL-2010 04:38:05	Dark	50.000	84	Alp Phe	2.3970	4500.0	100	43603	No

43	GOM_NL__2PRFIN20100703_044431_000000532090_00463_43603_7287.N1	03-JUL-2010 04:44:31	Straylight	52.500	63	Bet Gru	2.1500	2800.0	105	43603	No
44	GOM_NL__2PRFIN20100703_044626_000000872090_00463_43603_7288.N1	03-JUL-2010 04:46:26	Straylight	87.000	18	24Alp PsA	1.1660	9700.0	174	43603	No
45	GOM_NL__2PRFIN20100703_044924_000000562090_00463_43603_7289.N1	03-JUL-2010 04:49:24	Straylight	55.500	172	Gam Gru	3.0030	13100.	111	43603	No
46	GOM_NL__2PRFIN20100703_050044_000000432090_00463_43603_7290.N1	03-JUL-2010 05:00:44	Bright	43.000	155	41Pi Sgr	2.9000	6600.0	86	43603	No
47	GOM_NL__2PRFIN20100703_051256_000000482090_00463_43603_7291.N1	03-JUL-2010 05:12:56	Bright	48.000	168	17Zet Aql	2.9860	11000.	96	43603	No
48	GOM_NL__2PRFIN20100703_051957_000000472090_00463_43603_7292.N1	03-JUL-2010 05:19:57	Bright	46.500	5	3Alp Lyr	0.033000	11000.	93	43603	No
49	GOM_NL__2PRFIN20100703_052417_000000482090_00463_43603_7293.N1	03-JUL-2010 05:24:17	Bright	47.500	144	18Del Cyg	2.8600	11000.	95	43603	No
50	GOM_NL__2PRFIN20100703_052747_000000602090_00463_43603_7294.N1	03-JUL-2010 05:27:47	Bright	60.000	19	50Alp Cyg	1.2460	10500.	120	43603	No
51	GOM_NL__2PRFIN20100703_053123_000000462090_00463_43603_7295.N1	03-JUL-2010 05:31:23	Bright	46.000	89	5Alp Cep	2.4510	8000.0	92	43603	No
52	GOM_NL__2PRFIN20100703_053848_000000502090_00463_43603_7296.N1	03-JUL-2010 05:38:48	Bright	49.500	74	11Bet Cas	2.2680	6600.0	99	43603	No
53	GOM_NL__2PRFIN20100703_054026_000000452090_00463_43603_7297.N1	03-JUL-2010 05:40:26	Bright	44.500	110	37Del Cas	2.6780	8900.0	89	43603	No
54	GOM_NL__2PRFIN20100703_054703_000000532090_00463_43603_7298.N1	03-JUL-2010 05:47:03	Bright	52.500	73	57Gam1And	2.2600	13100.	105	43603	No
55	GOM_NL__2PRFIN20100703_054937_000000822090_00463_43603_7299.N1	03-JUL-2010 05:49:37	Tw_i_and_stray	81.500	53	43Bet And	2.0480	3300.0	163	43603	No
56	GOM_NL__2PRFIN20100703_055407_000000642090_00463_43603_7300.N1	03-JUL-2010 05:54:07	Dark	64.000	50	13Alp Ari	2.0070	4250.0	128	43603	No
57	GOM_NL__2PRFIN20100703_061436_000000722090_00463_43603_7301.N1	03-JUL-2010 06:14:36	Dark	72.000	52	16Bet Cet	2.0370	4500.0	144	43603	No
58	GOM_NL__2PRFIN20100703_061841_000000612090_00464_43604_7297.N1	03-JUL-2010 06:18:41	Dark	61.000	84	Alp Phe	2.3970	4500.0	122	43604	No
59	GOM_NL__2PRFIN20100703_062508_000000522090_00464_43604_7298.N1	03-JUL-2010 06:25:08	Straylight	52.000	63	Bet Gru	2.1500	2800.0	104	43604	No
60	GOM_NL__2PRFIN20100703_062703_000000812090_00464_43604_7299.N1	03-JUL-2010 06:27:03	Straylight	80.500	18	24Alp PsA	1.1660	9700.0	161	43604	No
61	GOM_NL__2PRFIN20100703_063001_000000572090_00464_43604_7300.N1	03-JUL-2010 06:30:01	Straylight	56.500	172	Gam Gru	3.0030	13100.	113	43604	No
62	GOM_NL__2PRFIN20100703_064120_000000442090_00464_43604_7301.N1	03-JUL-2010 06:41:20	Bright	44.000	155	41Pi Sgr	2.9000	6600.0	88	43604	No
63	GOM_NL__2PRFIN20100703_065331_000000482090_00464_43604_7302.N1	03-JUL-2010 06:53:31	Bright	48.000	168	17Zet Aql	2.9860	11000.	96	43604	No
64	GOM_NL__2PRFIN20100703_070032_000000452090_00464_43604_7303.N1	03-JUL-2010 07:00:32	Bright	44.500	5	3Alp Lyr	0.033000	11000.	89	43604	No
65	GOM_NL__2PRFIN20100703_070453_000000472090_00464_43604_7304.N1	03-JUL-2010 07:04:53	Bright	46.500	144	18Del Cyg	2.8600	11000.	93	43604	No
66	GOM_NL__2PRFIN20100703_070822_000000562090_00464_43604_7305.N1	03-JUL-2010 07:08:22	Bright	55.500	19	50Alp Cyg	1.2460	10500.	111	43604	No
67	GOM_NL__2PRFIN20100703_071158_000000432090_00464_43604_7306.N1	03-JUL-2010 07:11:58	Bright	42.500	89	5Alp Cep	2.4510	8000.0	85	43604	No
68	GOM_NL__2PRFIN20100703_071923_000000492090_00464_43604_7307.N1	03-JUL-2010 07:19:23	Bright	49.000	74	11Bet Cas	2.2680	6600.0	98	43604	No
69	GOM_NL__2PRFIN20100703_072102_000000562090_00464_43604_7308.N1	03-JUL-2010 07:21:02	Bright	55.500	110	37Del Cas	2.6780	8900.0	111	43604	No
70	GOM_NL__2PRFIN20100703_072739_000000552090_00464_43604_7309.N1	03-JUL-2010 07:27:39	Bright	54.500	73	57Gam1And	2.2600	13100.	109	43604	No
71	GOM_NL__2PRFIN20100703_073014_000000732090_00464_43604_7310.N1	03-JUL-2010 07:30:14	Tw_i_and_stray	72.500	53	43Bet And	2.0480	3300.0	145	43604	No
72	GOM_NL__2PRFIN20100703_073444_000000582090_00464_43604_7311.N1	03-JUL-2010 07:34:44	Dark	58.000	50	13Alp Ari	2.0070	4250.0	116	43604	No
73	GOM_NL__2PRFIN20100703_075514_000000712090_00464_43604_7312.N1	03-JUL-2010 07:55:14	Dark	71.000	52	16Bet Cet	2.0370	4500.0	142	43604	No
74	GOM_NL__2PRFIN20100703_075919_000000482090_00465_43605_7327.N1	03-JUL-2010 07:59:19	Dark	47.500	84	Alp Phe	2.3970	4500.0	95	43605	No
75	GOM_NL__2PRFIN20100703_080545_000000512090_00465_43605_7328.N1	03-JUL-2010 08:05:45	Straylight	51.000	63	Bet Gru	2.1500	2800.0	102	43605	No
76	GOM_NL__2PRFIN20100703_080741_000000932090_00465_43605_7329.N1	03-JUL-2010 08:07:41	Straylight	92.500	18	24Alp PsA	1.1660	9700.0	185	43605	No
77	GOM_NL__2PRFIN20100703_081037_000000562090_00465_43605_7330.N1	03-JUL-2010 08:10:37	Straylight	55.500	172	Gam Gru	3.0030	13100.	111	43605	No
78	GOM_NL__2PRFIN20100703_082156_000000452090_00465_43605_7331.N1	03-JUL-2010 08:21:56	Bright	44.500	155	41Pi Sgr	2.9000	6600.0	89	43605	No
79	GOM_NL__2PRFIN20100703_083406_000000462090_00465_43605_7332.N1	03-JUL-2010 08:34:06	Bright	46.000	168	17Zet Aql	2.9860	11000.	92	43605	No
80	GOM_NL__2PRFIN20100703_084108_000000492090_00465_43605_7333.N1	03-JUL-2010 08:41:08	Bright	48.500	5	3Alp Lyr	0.033000	11000.	97	43605	No
81	GOM_NL__2PRFIN20100703_084528_000000472090_00465_43605_7334.N1	03-JUL-2010 08:45:28	Bright	46.500	144	18Del Cyg	2.8600	11000.	93	43605	No
82	GOM_NL__2PRFIN20100703_084857_000000602090_00465_43605_7335.N1	03-JUL-2010 08:48:57	Bright	60.000	19	50Alp Cyg	1.2460	10500.	120	43605	No
83	GOM_NL__2PRFIN20100703_085233_000000442090_00465_43605_7336.N1	03-JUL-2010 08:52:33	Bright	44.000	89	5Alp Cep	2.4510	8000.0	88	43605	No
84	GOM_NL__2PRFIN20100703_085959_000000502090_00465_43605_7337.N1	03-JUL-2010 08:59:59	Bright	49.500	74	11Bet Cas	2.2680	6600.0	99	43605	No
85	GOM_NL__2PRFIN20100703_090138_000000432090_00465_43605_7338.N1	03-JUL-2010 09:01:38	Bright	43.000	110	37Del Cas	2.6780	8900.0	86	43605	No
86	GOM_NL__2PRFIN20100703_090814_000000562090_00465_43605_7339.N1	03-JUL-2010 09:08:14	Bright	56.000	73	57Gam1And	2.2600	13100.	112	43605	No
87	GOM_NL__2PRFIN20100703_091049_000000752090_00465_43605_7340.N1	03-JUL-2010 09:10:49	Tw_i_and_stray	74.500	53	43Bet And	2.0480	3300.0	149	43605	No
88	GOM_NL__2PRFIN20100703_091520_000000632090_00465_43605_7341.N1	03-JUL-2010 09:15:20	Dark	62.500	50	13Alp Ari	2.0070	4250.0	125	43605	No
89	GOM_NL__2PRFIN20100703_093552_000000772090_00465_43605_7342.N1	03-JUL-2010 09:35:52	Dark	76.500	52	16Bet Cet	2.0370	4500.0	153	43605	No
90	GOM_NL__2PRFIN20100703_093955_000000492090_00466_43606_7359.N1	03-JUL-2010 09:39:55	Dark	49.000	84	Alp Phe	2.3970	4500.0	98	43606	No
91	GOM_NL__2PRFIN20100703_094622_000000562090_00466_43606_7360.N1	03-JUL-2010 09:46:22	Straylight	55.500	63	Bet Gru	2.1500	2800.0	111	43606	No
92	GOM_NL__2PRFIN20100703_094819_000000842090_00466_43606_7361.N1	03-JUL-2010 09:48:19	Straylight	83.500	18	24Alp PsA	1.1660	9700.0	167	43606	No
93	GOM_NL__2PRFIN20100703_095114_000000592090_00466_43606_7362.N1	03-JUL-2010 09:51:14	Straylight	59.000	172	Gam Gru	3.0030	13100.	118	43606	No
94	GOM_NL__2PRFIN20100703_100232_000000452090_00466_43606_7363.N1	03-JUL-2010 10:02:32	Bright	44.500	155	41Pi Sgr	2.9000	6600.0	89	43606	No
95	GOM_NL__2PRFIN20100703_101442_000000472090_00466_43606_7364.N1	03-JUL-2010 10:14:42	Bright	47.000	168	17Zet Aql	2.9860	11000.	94	43606	No
96	GOM_NL__2PRFIN20100703_102143_000000472090_00466_43606_7365.N1	03-JUL-2010 10:21:43	Bright	47.000	5	3Alp Lyr	0.033000	11000.	94	43606	No
97	GOM_NL__2PRFIN20100703_102602_000000482090_00466_43606_7366.N1	03-JUL-2010 10:26:02	Bright	47.500	144	18Del Cyg	2.8600	11000.	95	43606	No
98	GOM_NL__2PRFIN20100703_102931_000000572090_00466_43606_7367.N1	03-JUL-2010 10:29:31	Bright	57.000	19	50Alp Cyg	1.2460	10500.	114	43606	No
99	GOM_NL__2PRFIN20100703_103309_000000472090_00466_43606_7368.N1	03-JUL-2010 10:33:09	Bright	47.000	89	5Alp Cep	2.4510	8000.0	94	43606	No
100	GOM_NL__2PRFIN20100703_104034_000000482090_00466_43606_7369.N1	03-JUL-2010 10:40:34	Bright	47.500	74	11Bet Cas	2.2680	6600.0	95	43606	No
101	GOM_NL__2PRFIN20100703_104213_000000412090_00466_43606_7370.N1	03-JUL-2010 10:42:13	Bright	40.500	110	37Del Cas	2.6780	8900.0	81	43606	No

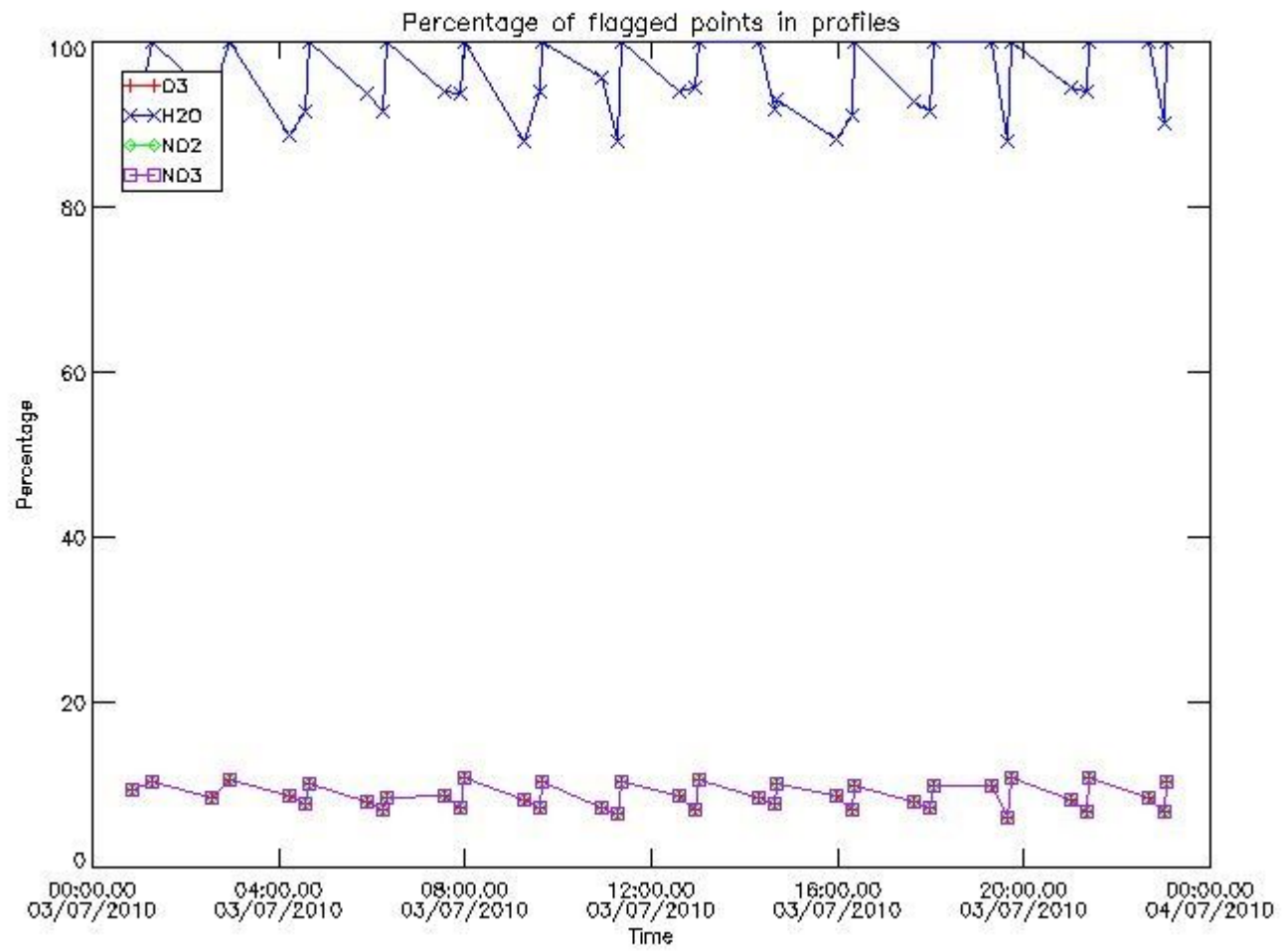
102	GOM_NL__2PRFIN20100703_104850_000000532090_00466_43606_7371.N1	03-JUL-2010 10:48:50	Bright	52.500	73	57Gam1And	2.2600	13100.	105	43606	No
103	GOM_NL__2PRFIN20100703_105125_000000762090_00466_43606_7372.N1	03-JUL-2010 10:51:25	Tw_i_and_stray	76.000	53	43Bet And	2.0480	3300.0	152	43606	No
104	GOM_NL__2PRFIN20100703_105556_000000722090_00466_43606_7373.N1	03-JUL-2010 10:55:56	Dark	71.500	50	13Alp Ari	2.0070	4250.0	143	43606	No
105	GOM_NL__2PRFIN20100703_111630_000000792090_00466_43606_7374.N1	03-JUL-2010 11:16:30	Dark	78.500	52	16Bet Cet	2.0370	4500.0	157	43606	No
106	GOM_NL__2PRFIN20100703_112033_000000502090_00467_43607_7390.N1	03-JUL-2010 11:20:33	Dark	49.500	84	Alp Phe	2.3970	4500.0	99	43607	No
107	GOM_NL__2PRFIN20100703_112659_000000612090_00467_43607_7391.N1	03-JUL-2010 11:26:59	Straylight	61.000	63	Bet Gru	2.1500	2800.0	122	43607	No
108	GOM_NL__2PRFIN20100703_112856_000000892090_00467_43607_7392.N1	03-JUL-2010 11:28:56	Straylight	88.500	18	24Alp PsA	1.1660	9700.0	177	43607	No
109	GOM_NL__2PRFIN20100703_113151_000000572090_00467_43607_7393.N1	03-JUL-2010 11:31:51	Straylight	56.500	172	Gam Gru	3.0030	13100.	113	43607	No
110	GOM_NL__2PRFIN20100703_114308_000000452090_00467_43607_7394.N1	03-JUL-2010 11:43:08	Bright	44.500	155	41Pi Sgr	2.9000	6600.0	89	43607	No
111	GOM_NL__2PRFIN20100703_115517_000000462090_00467_43607_7395.N1	03-JUL-2010 11:55:17	Bright	45.500	168	17Zet Aql	2.9860	11000.	91	43607	No
112	GOM_NL__2PRFIN20100703_120219_000000432090_00467_43607_7396.N1	03-JUL-2010 12:02:19	Bright	42.500	5	3Alp Lyr	0.033000	11000.	85	43607	No
113	GOM_NL__2PRFIN20100703_120638_000000502090_00467_43607_7397.N1	03-JUL-2010 12:06:38	Bright	50.000	144	18Del Cyg	2.8600	11000.	100	43607	No
114	GOM_NL__2PRFIN20100703_121006_000000562090_00467_43607_7398.N1	03-JUL-2010 12:10:06	Bright	56.000	19	50Alp Cyg	1.2460	10500.	112	43607	No
115	GOM_NL__2PRFIN20100703_121344_000000462090_00467_43607_7399.N1	03-JUL-2010 12:13:44	Bright	46.000	89	5Alp Cep	2.4510	8000.0	92	43607	No
116	GOM_NL__2PRFIN20100703_122109_000000492090_00467_43607_7400.N1	03-JUL-2010 12:21:09	Bright	48.500	74	11Bet Cas	2.2680	6600.0	97	43607	No
117	GOM_NL__2PRFIN20100703_122249_000000442090_00467_43607_7401.N1	03-JUL-2010 12:22:49	Bright	43.500	110	37Del Cas	2.6780	8900.0	87	43607	No
118	GOM_NL__2PRFIN20100703_122926_000000562090_00467_43607_7402.N1	03-JUL-2010 12:29:26	Bright	55.500	73	57Gam1And	2.2600	13100.	111	43607	No
119	GOM_NL__2PRFIN20100703_123201_000000732090_00467_43607_7403.N1	03-JUL-2010 12:32:01	Tw_i_and_stray	73.000	53	43Bet And	2.0480	3300.0	146	43607	No
120	GOM_NL__2PRFIN20100703_123633_000000592090_00467_43607_7404.N1	03-JUL-2010 12:36:33	Dark	59.000	50	13Alp Ari	2.0070	4250.0	118	43607	No
121	GOM_NL__2PRFIN20100703_125708_000000722090_00467_43607_7405.N1	03-JUL-2010 12:57:08	Dark	72.000	52	16Bet Cet	2.0370	4500.0	144	43607	No
122	GOM_NL__2PRFIN20100703_130109_000000482090_00468_43608_7414.N1	03-JUL-2010 13:01:09	Dark	48.000	84	Alp Phe	2.3970	4500.0	96	43608	No
123	GOM_NL__2PRFIN20100703_130736_000000582090_00468_43608_7415.N1	03-JUL-2010 13:07:36	Straylight	57.500	63	Bet Gru	2.1500	2800.0	115	43608	No
124	GOM_NL__2PRFIN20100703_130934_000000862090_00468_43608_7416.N1	03-JUL-2010 13:09:34	Straylight	86.000	18	24Alp PsA	1.1660	9700.0	172	43608	No
125	GOM_NL__2PRFIN20100703_131228_000000572090_00468_43608_7417.N1	03-JUL-2010 13:12:28	Straylight	56.500	172	Gam Gru	3.0030	13100.	113	43608	No
126	GOM_NL__2PRFIN20100703_132345_000000452090_00468_43608_7418.N1	03-JUL-2010 13:23:45	Bright	44.500	155	41Pi Sgr	2.9000	6600.0	89	43608	No
127	GOM_NL__2PRFIN20100703_133553_000000472090_00468_43608_7419.N1	03-JUL-2010 13:35:53	Bright	46.500	168	17Zet Aql	2.9860	11000.	93	43608	No
128	GOM_NL__2PRFIN20100703_134254_000000472090_00468_43608_7420.N1	03-JUL-2010 13:42:54	Bright	47.000	5	3Alp Lyr	0.033000	11000.	94	43608	No
129	GOM_NL__2PRFIN20100703_134713_000000482090_00468_43608_7421.N1	03-JUL-2010 13:47:13	Bright	47.500	144	18Del Cyg	2.8600	11000.	95	43608	No
130	GOM_NL__2PRFIN20100703_135041_000000562090_00468_43608_7422.N1	03-JUL-2010 13:50:41	Bright	55.500	19	50Alp Cyg	1.2460	10500.	111	43608	No
131	GOM_NL__2PRFIN20100703_135419_000000462090_00468_43608_7423.N1	03-JUL-2010 13:54:19	Bright	46.000	89	5Alp Cep	2.4510	8000.0	92	43608	No
132	GOM_NL__2PRFIN20100703_140145_000000482090_00468_43608_7424.N1	03-JUL-2010 14:01:45	Bright	48.000	74	11Bet Cas	2.2680	6600.0	96	43608	No
133	GOM_NL__2PRFIN20100703_140325_000000462090_00468_43608_7425.N1	03-JUL-2010 14:03:25	Bright	46.000	110	37Del Cas	2.6780	8900.0	92	43608	No
134	GOM_NL__2PRFIN20100703_141002_000000552090_00468_43608_7426.N1	03-JUL-2010 14:10:02	Bright	55.000	73	57Gam1And	2.2600	13100.	110	43608	No
135	GOM_NL__2PRFIN20100703_141237_000000762090_00468_43608_7427.N1	03-JUL-2010 14:12:37	Tw_i_and_stray	75.500	53	43Bet And	2.0480	3300.0	151	43608	No
136	GOM_NL__2PRFIN20100703_141709_000000602090_00468_43608_7428.N1	03-JUL-2010 14:17:09	Dark	60.000	50	13Alp Ari	2.0070	4250.0	120	43608	No
137	GOM_NL__2PRFIN20100703_143746_000000732090_00468_43608_7429.N1	03-JUL-2010 14:37:46	Dark	73.000	52	16Bet Cet	2.0370	4500.0	146	43608	No
138	GOM_NL__2PRFIN20100703_144146_000000512090_00469_43609_7460.N1	03-JUL-2010 14:41:46	Dark	50.500	84	Alp Phe	2.3970	4500.0	101	43609	No
139	GOM_NL__2PRFIN20100703_144813_000000512090_00469_43609_7461.N1	03-JUL-2010 14:48:13	Straylight	51.000	63	Bet Gru	2.1500	2800.0	102	43609	No
140	GOM_NL__2PRFIN20100703_145012_000000882090_00469_43609_7462.N1	03-JUL-2010 14:50:12	Straylight	87.500	18	24Alp PsA	1.1660	9700.0	175	43609	No
141	GOM_NL__2PRFIN20100703_145305_000000582090_00469_43609_7463.N1	03-JUL-2010 14:53:05	Straylight	57.500	172	Gam Gru	3.0030	13100.	115	43609	No
142	GOM_NL__2PRFIN20100703_150421_000000452090_00469_43609_7464.N1	03-JUL-2010 15:04:21	Bright	44.500	155	41Pi Sgr	2.9000	6600.0	89	43609	No
143	GOM_NL__2PRFIN20100703_151628_000000462090_00469_43609_7465.N1	03-JUL-2010 15:16:28	Bright	46.000	168	17Zet Aql	2.9860	11000.	92	43609	No
144	GOM_NL__2PRFIN20100703_152330_000000602090_00469_43609_7466.N1	03-JUL-2010 15:23:30	Bright	60.000	5	3Alp Lyr	0.033000	11000.	120	43609	No
145	GOM_NL__2PRFIN20100703_152748_000000472090_00469_43609_7467.N1	03-JUL-2010 15:27:48	Bright	47.000	144	18Del Cyg	2.8600	11000.	94	43609	No
146	GOM_NL__2PRFIN20100703_153115_000000572090_00469_43609_7468.N1	03-JUL-2010 15:31:15	Bright	57.000	19	50Alp Cyg	1.2460	10500.	114	43609	No
147	GOM_NL__2PRFIN20100703_154220_000000562090_00469_43609_7469.N1	03-JUL-2010 15:42:20	Bright	56.000	74	11Bet Cas	2.2680	6600.0	112	43609	No
148	GOM_NL__2PRFIN20100703_154400_000000422090_00469_43609_7470.N1	03-JUL-2010 15:44:00	Bright	41.500	110	37Del Cas	2.6780	8900.0	83	43609	No
149	GOM_NL__2PRFIN20100703_155038_000000502090_00469_43609_7471.N1	03-JUL-2010 15:50:38	Bright	50.000	73	57Gam1And	2.2600	13100.	100	43609	No
150	GOM_NL__2PRFIN20100703_155313_000000742090_00469_43609_7472.N1	03-JUL-2010 15:53:13	Tw_i_and_stray	74.000	53	43Bet And	2.0480	3300.0	148	43609	No
151	GOM_NL__2PRFIN20100703_155745_000000602090_00469_43609_7473.N1	03-JUL-2010 15:57:45	Dark	59.500	50	13Alp Ari	2.0070	4250.0	119	43609	No
152	GOM_NL__2PRFIN20100703_161824_000000742090_00469_43609_7474.N1	03-JUL-2010 16:18:24	Dark	74.000	52	16Bet Cet	2.0370	4500.0	148	43609	No
153	GOM_NL__2PRFIN20100703_162223_000000512090_00470_43610_7494.N1	03-JUL-2010 16:22:23	Dark	51.000	84	Alp Phe	2.3970	4500.0	102	43610	No
154	GOM_NL__2PRFIN20100703_162849_000000522090_00470_43610_7495.N1	03-JUL-2010 16:28:49	Straylight	52.000	63	Bet Gru	2.1500	2800.0	104	43610	No
155	GOM_NL__2PRFIN20100703_163049_000000802090_00470_43610_7496.N1	03-JUL-2010 16:30:49	Straylight	79.500	18	24Alp PsA	1.1660	9700.0	159	43610	No
156	GOM_NL__2PRFIN20100703_163342_000000542090_00470_43610_7497.N1	03-JUL-2010 16:33:42	Straylight	54.000	172	Gam Gru	3.0030	13100.	108	43610	No
157	GOM_NL__2PRFIN20100703_164457_000000442090_00470_43610_7498.N1	03-JUL-2010 16:44:57	Bright	43.500	155	41Pi Sgr	2.9000	6600.0	87	43610	No
158	GOM_NL__2PRFIN20100703_165704_000000472090_00470_43610_7499.N1	03-JUL-2010 16:57:04	Bright	46.500	168	17Zet Aql	2.9860	11000.	93	43610	No
159	GOM_NL__2PRFIN20100703_170405_000000472090_00470_43610_7500.N1	03-JUL-2010 17:04:05	Bright	46.500	5	3Alp Lyr	0.033000	11000.	93	43610	No
160	GOM_NL__2PRFIN20100703_170823_000000482090_00470_43610_7501.N1	03-JUL-2010 17:08:23	Bright	47.500	144	18Del Cyg	2.8600	11000.	95	43610	No

220	GOM_NL__2PRFIN20100703_231610_000000552090_00474_43614_7607.N1	03-JUL-2010 23:16:10	Straylight	54.500	172	Gam Gru	3.0030	13100.	109	43614	No
221	GOM_NL__2PRFIN20100703_232721_000000442090_00474_43614_7608.N1	03-JUL-2010 23:27:21	Bright	43.500	155	41Pi Sgr	2.9000	6600.0	87	43614	No
222	GOM_NL__2PRFIN20100703_233925_000000482090_00474_43614_7609.N1	03-JUL-2010 23:39:25	Bright	48.000	168	17Zet Aql	2.9860	11000.	96	43614	No
223	GOM_NL__2PRFIN20100703_234627_000000422090_00474_43614_7610.N1	03-JUL-2010 23:46:27	Bright	42.000	5	3Alp Lyr	0.033000	11000.	84	43614	No
224	GOM_NL__2PRFIN20100703_235043_000000472090_00474_43614_7611.N1	03-JUL-2010 23:50:43	Bright	47.000	144	18Del Cyg	2.8600	11000.	94	43614	No
225	GOM_NL__2PRFIN20100703_235409_000000602090_00474_43614_7612.N1	03-JUL-2010 23:54:09	Bright	59.500	19	50Alp Cyg	1.2460	10500.	119	43614	No
226	GOM_NL__2PRFIN20100703_235750_000000422090_00474_43614_7613.N1	03-JUL-2010 23:57:50	Bright	42.000	89	5Alp Cep	2.4510	8000.0	84	43614	No

3. Quality information per product

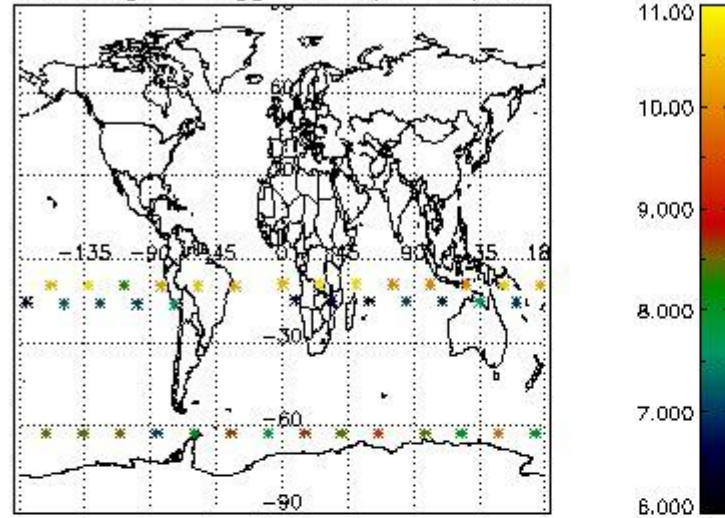
In this section it is plotted some information contained in the Quality Summary data set of the level 2 products. Only products in dark limb conditions and without errors (error flag in the MPH set to "0") are used.

3.1 Plot quality information per product (time dependant)

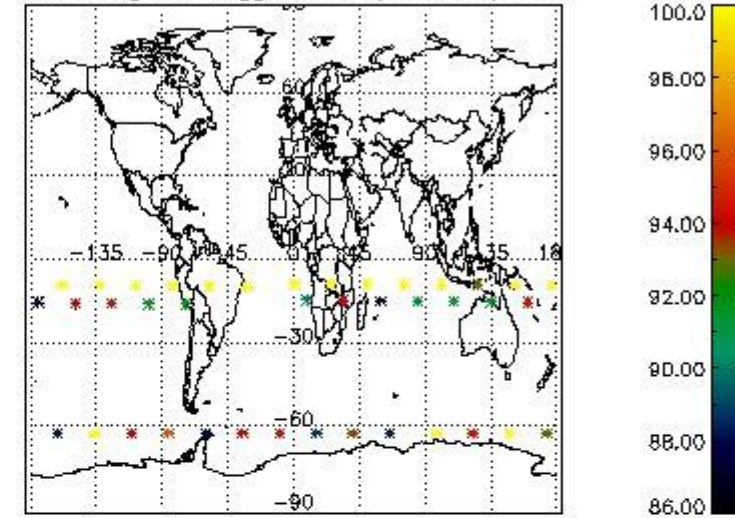


3.2 Plot quality information per product (world map)

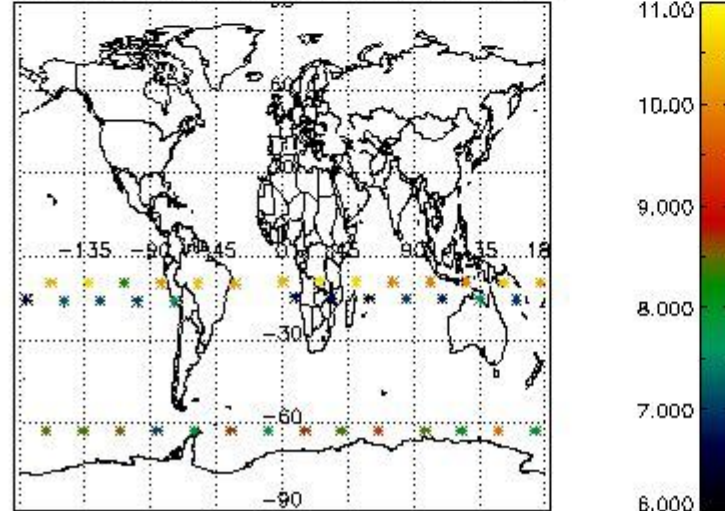
Percentage of flagged data per O3 profile



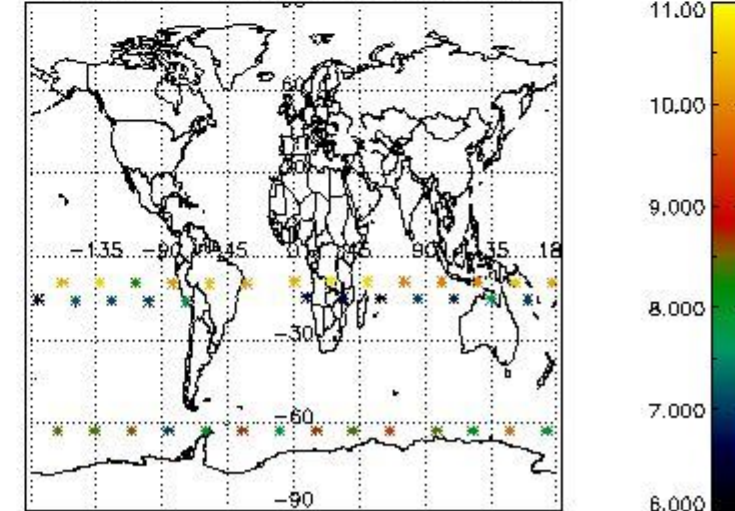
Percentage of flagged data per H2O profile



Percentage of flagged data per NO2 profile



Percentage of flagged data per NO3 profile

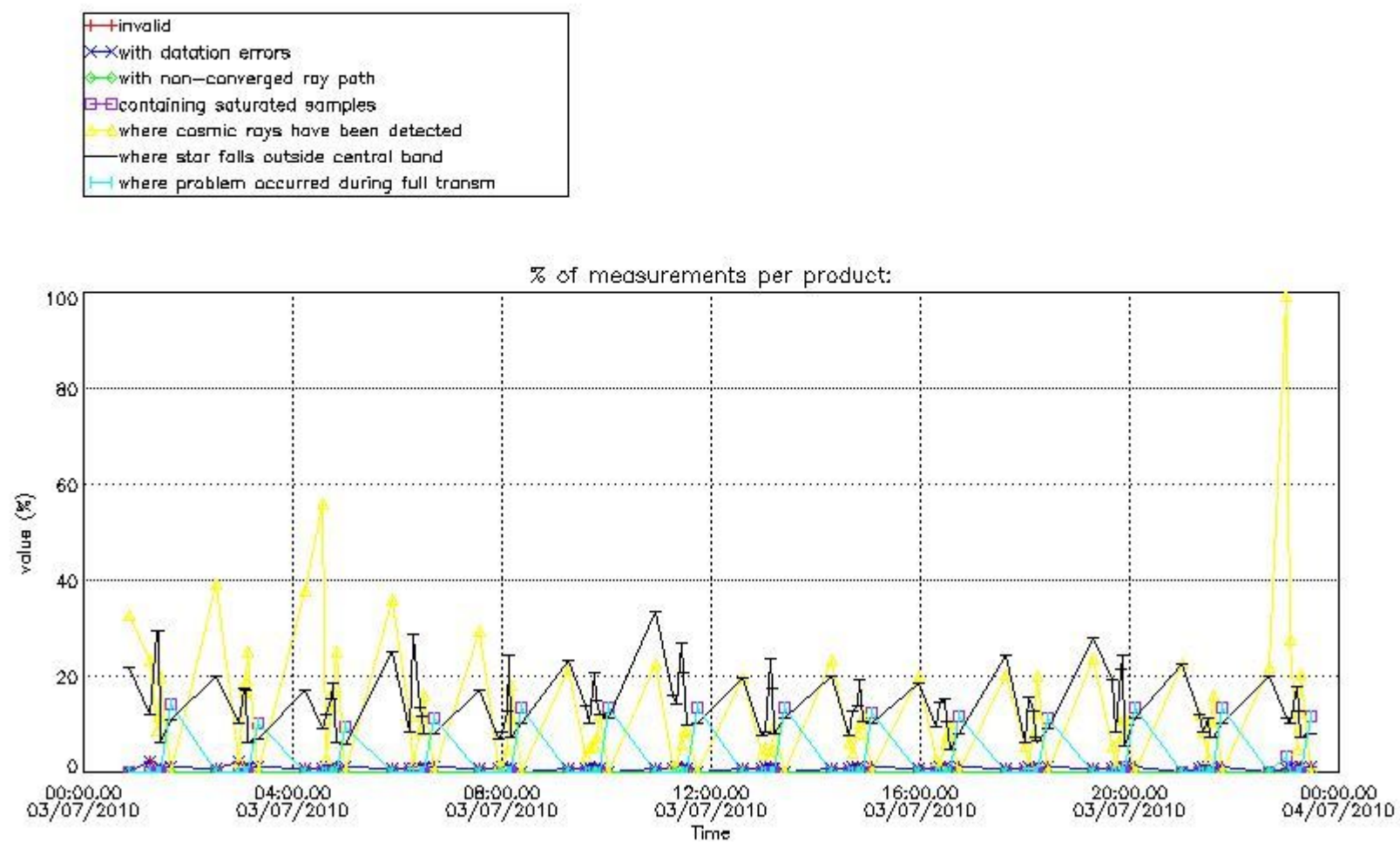


4. Level 1 quality information per product

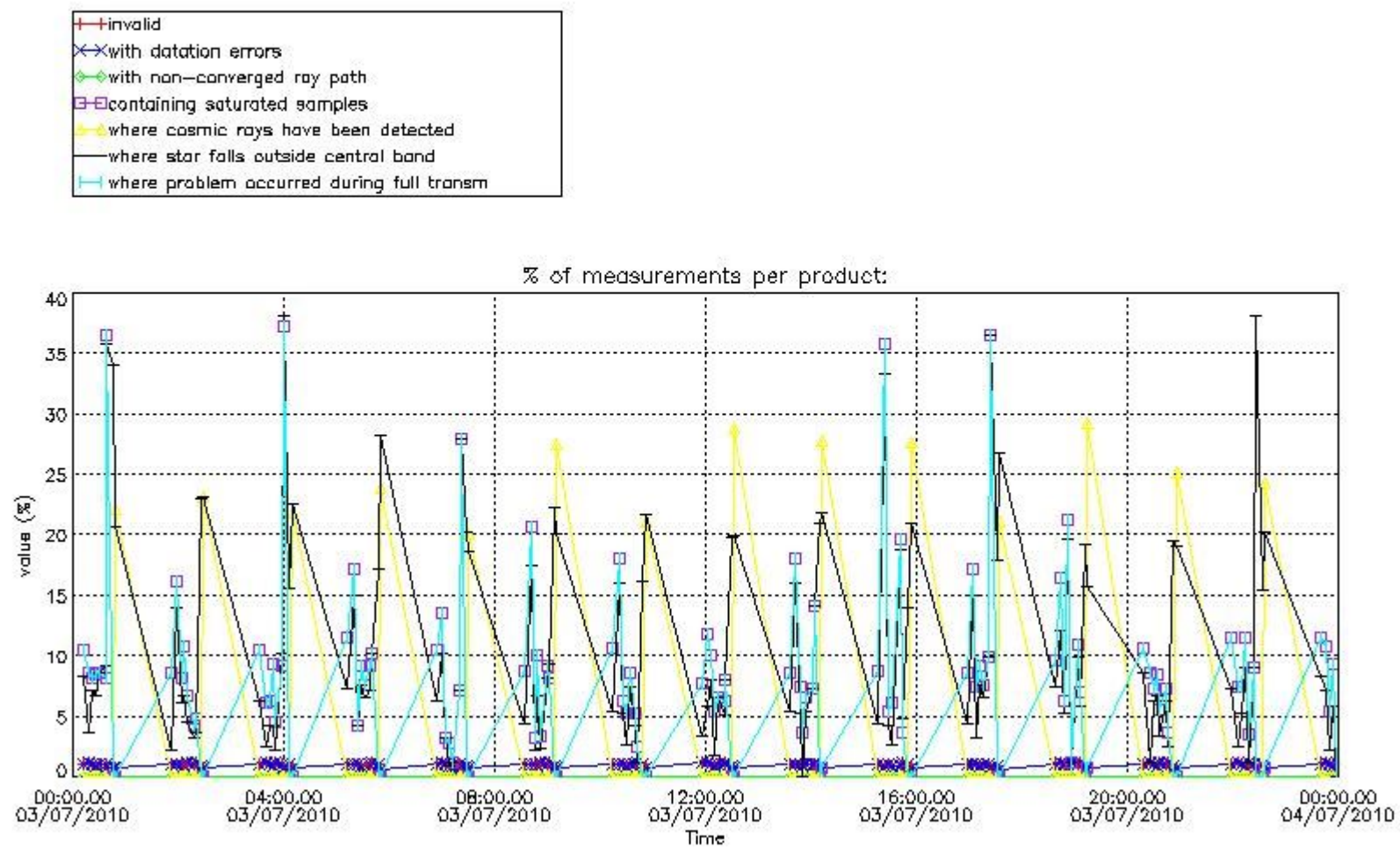
In this section it is plotted some information contained in the Quality Summary data set of the level 2 products that comes from the level 1b processing. Products without errors (error flag in the MPH set to "0") are used.

4.1 Plot quality information per product (time dependant) coming from level 1b processing

4.1.1 Plot level 1 quality information per product (time dependant): ENVISAT ASCENDING passes

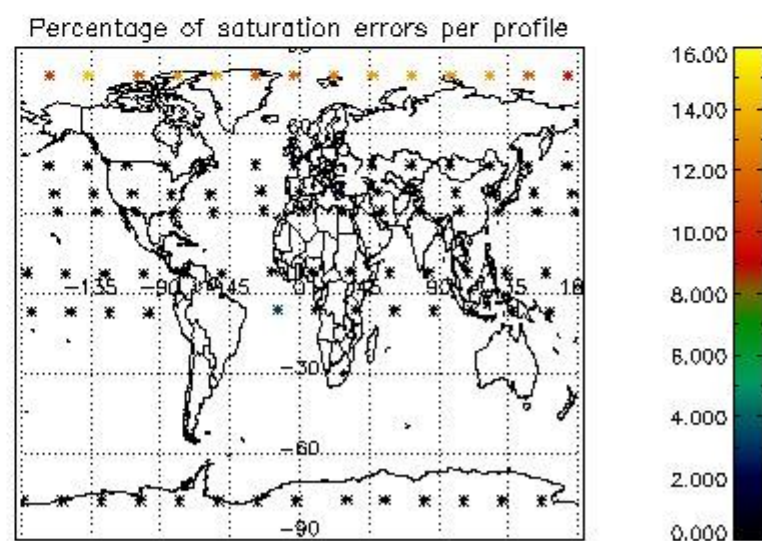
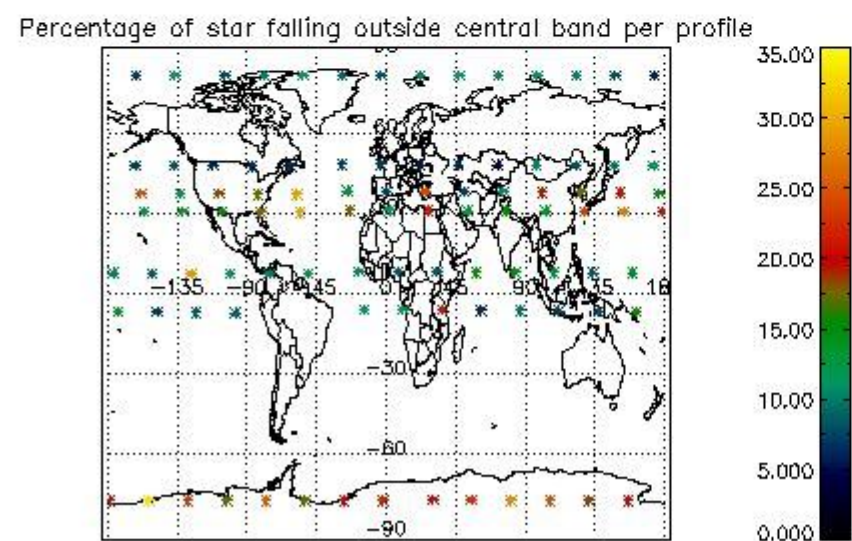
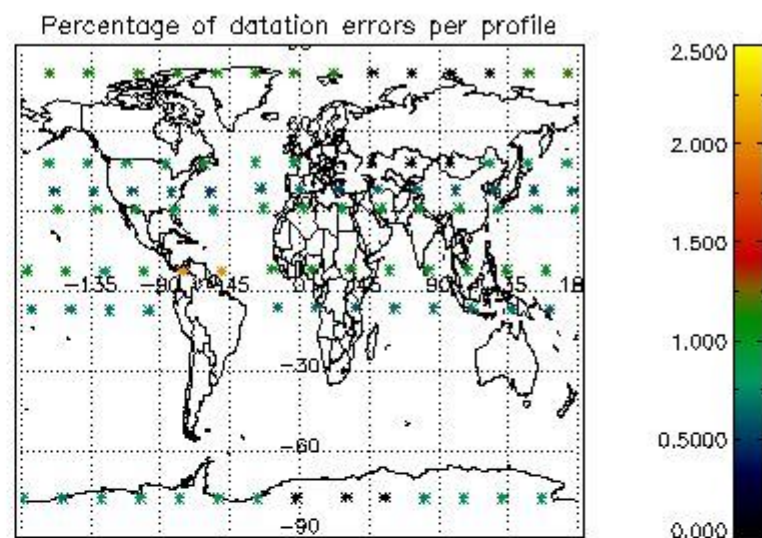
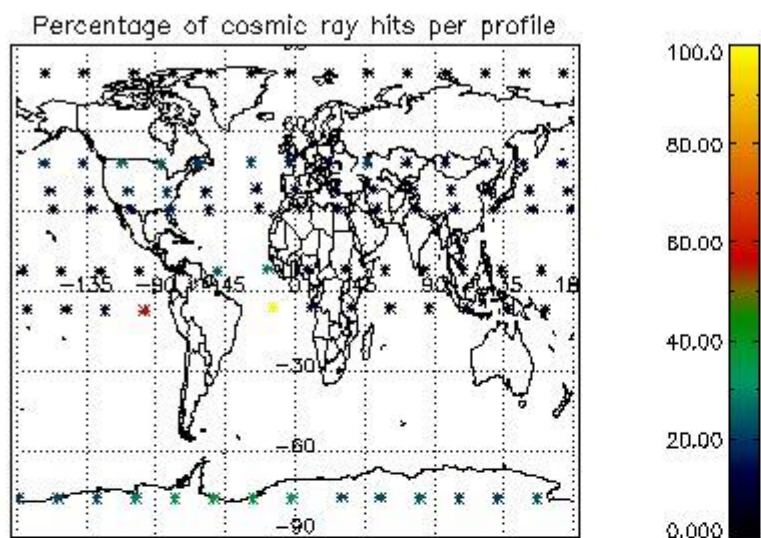


4.1.2 Plot level 1 quality information per product (time dependant): ENVI SAT DESCENDING passes

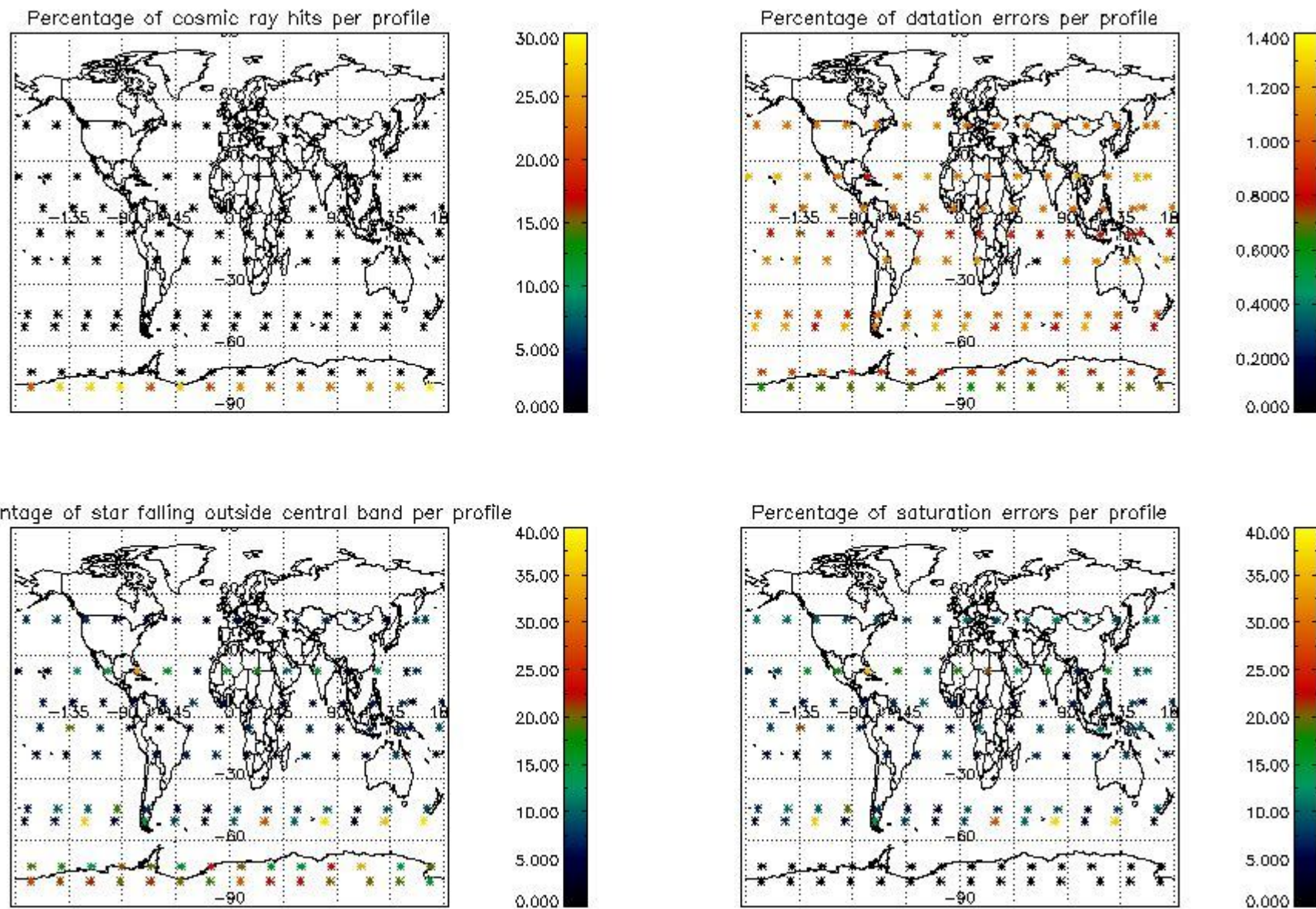


4.2 Plot quality information per product coming from level 1b processing (world map)

4.2.1 Plot level 1 quality information per product (world map): ENVISAT ASCENDING passes



4.2.2 Plot level 1 quality information per product (world map): ENVISAT DESCENDING passes



5. Trace gas profiles

5.1 Ozone statistics based on quality of products

The final quality of the products can be "measured" using the STD (Standard Deviation) attached to every point profile. This information is written to the parameter GOM_NL__2P/NL_LOCAL_SPECIES_DENSITY/o3_std of the level 2 products. The table below shows the statistics for given STD ranges.

The statistics are given with respect to the overall valid production:

- Products without fatal errors: GOM_NL__2P/MPH/PRODUCT_ERR=0
- Valid point profile: GOM_NL__2P/NL_LOCAL_SPECIES_DENSITY/pcd(0)=0

The 'Criteria' is applied to valid points of dark limb products:

- Products in dark limb illumination condition: GOM_NL__2P/NL_SUMMARY_QUALITY/obs_ill_cond=0
- Products without fatal errors: GOM_NL__2P/MPH/PRODUCT_ERR=0
- Valid point profile: GOM_NL__2P/NL_LOCAL_SPECIES_DENSITY/pcd(0)=0

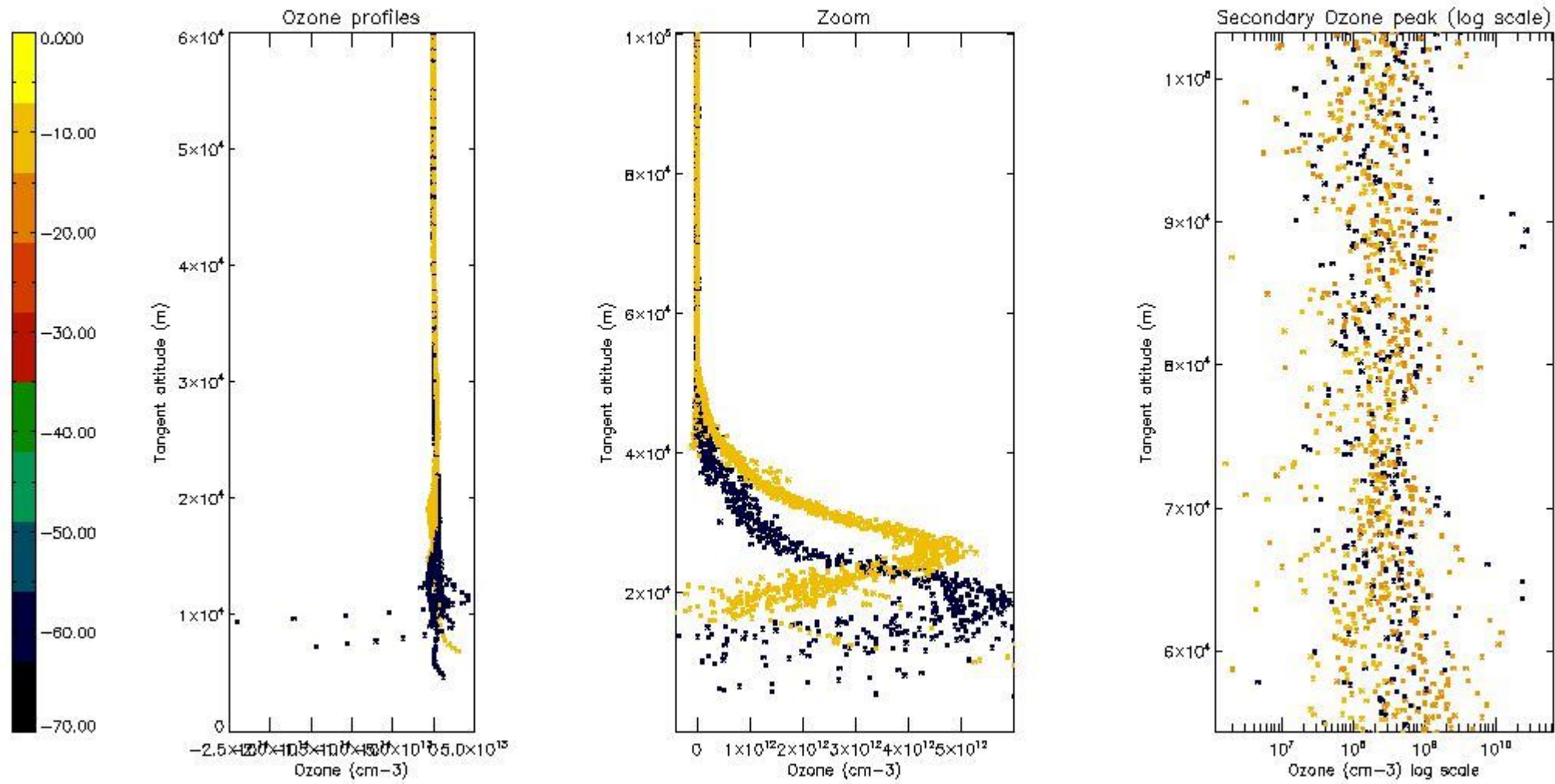
So, the table below shows the percentage of dark limb and valid observations for each criteria with respect to the overall valid daily observations.

Criteria	% of total production
All STD	20
STD < 20	6

STD < 10	3
STD < 5	1

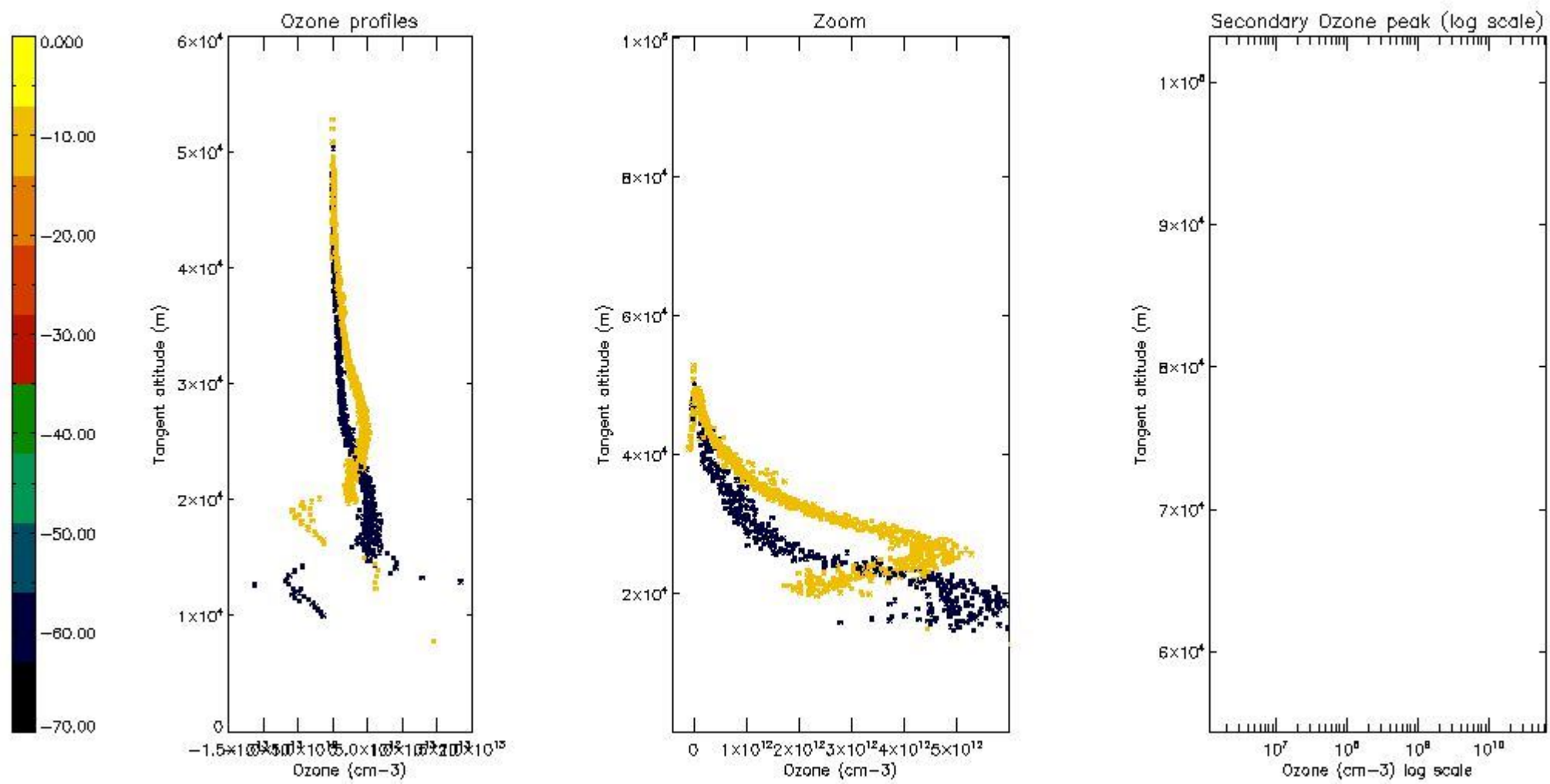
5.2 Plot ozone profiles for all STD (dark without errors)

The colorbar represents the latitude.



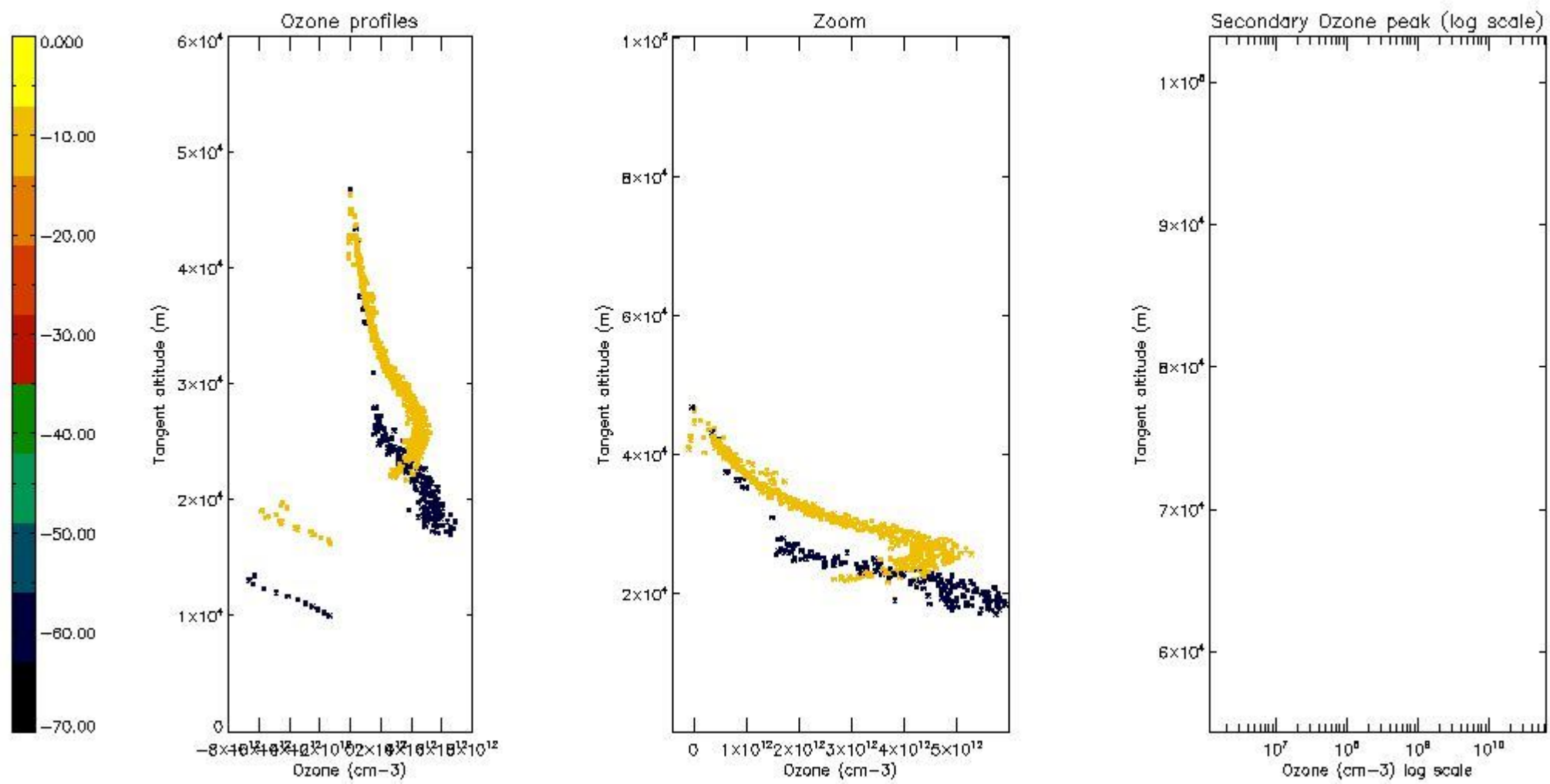
5.3 Plot ozone profiles where STD < 20% (dark without errors)

The colorbar represents the latitude.



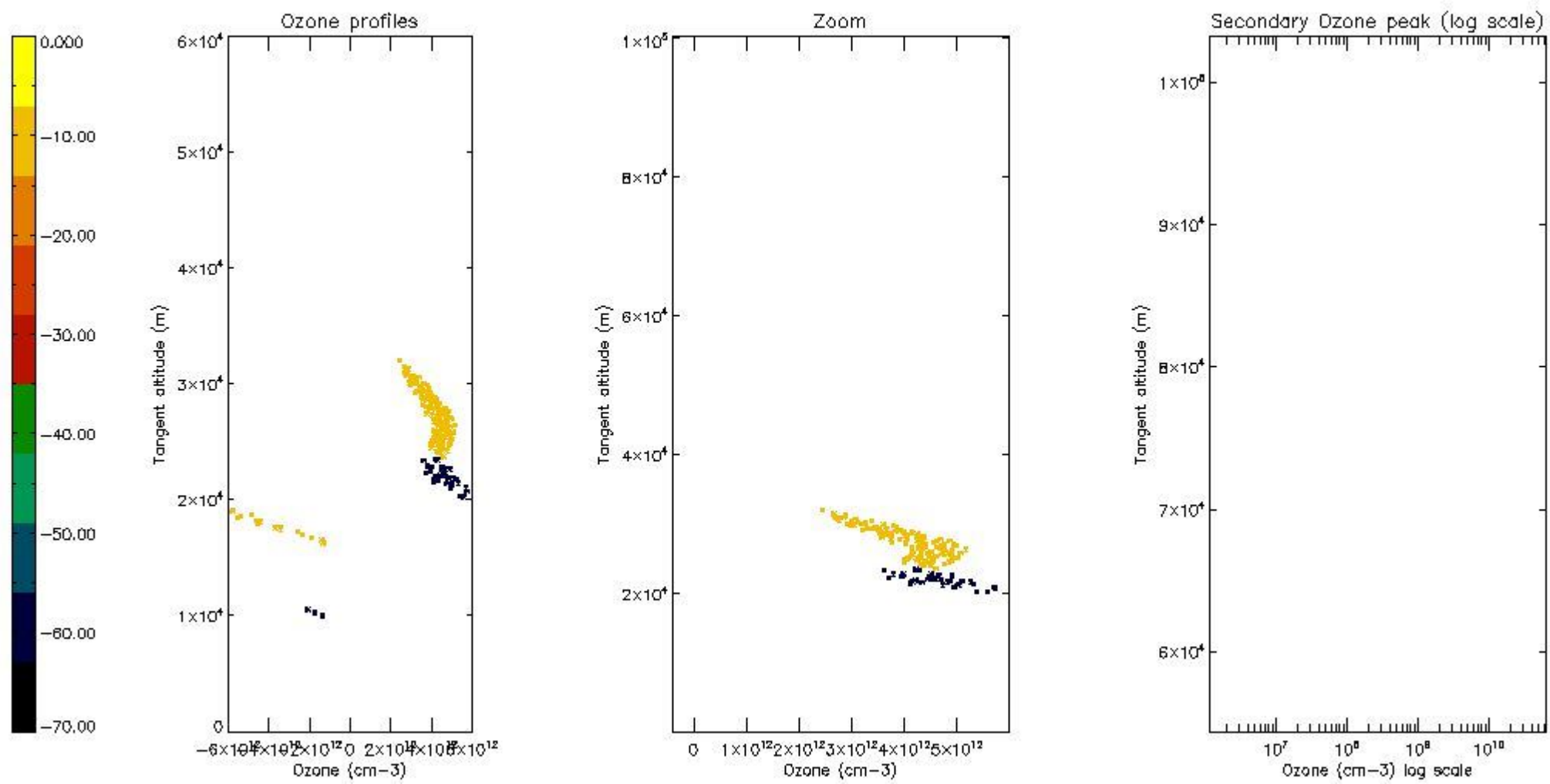
5.4 Plot ozone profiles where STD < 10% (dark without errors)

The colorbar represents the latitude.



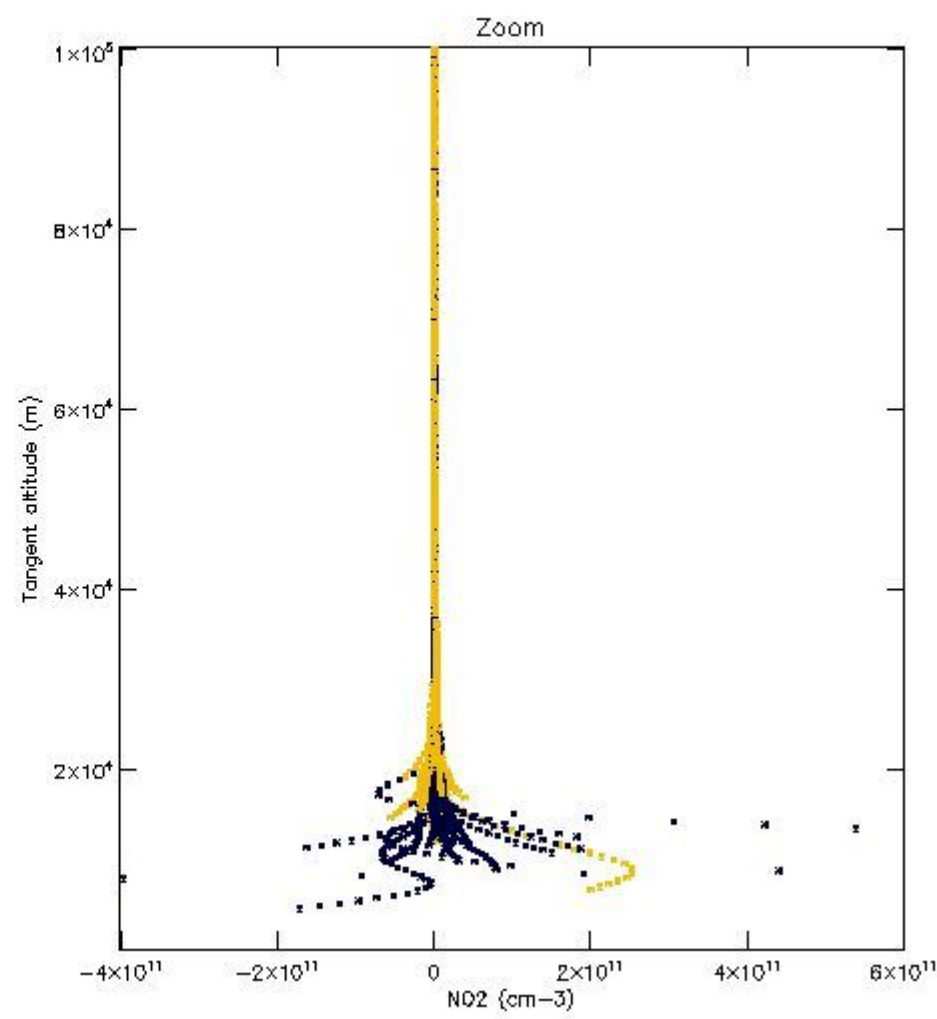
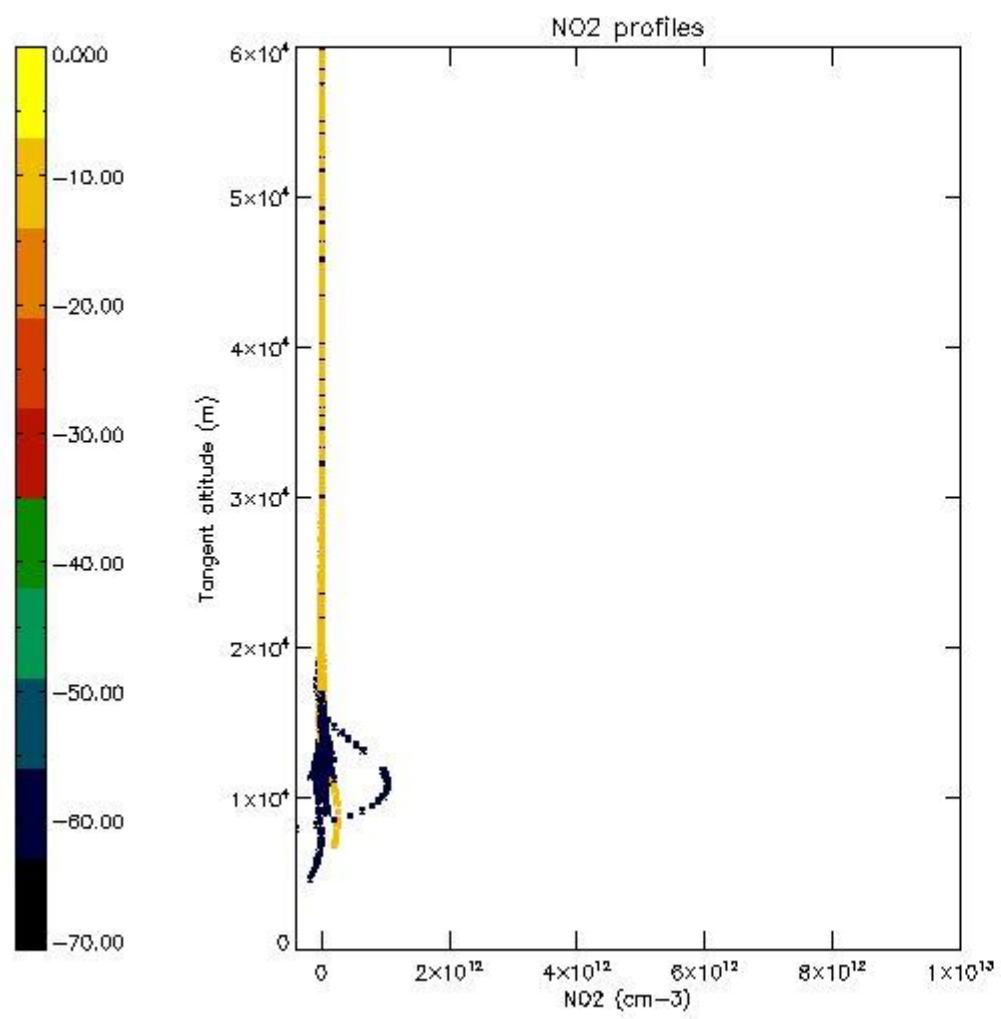
5.5 Plot ozone profiles where $STD < 5\%$ (dark without errors)

The colorbar represents the latitude.



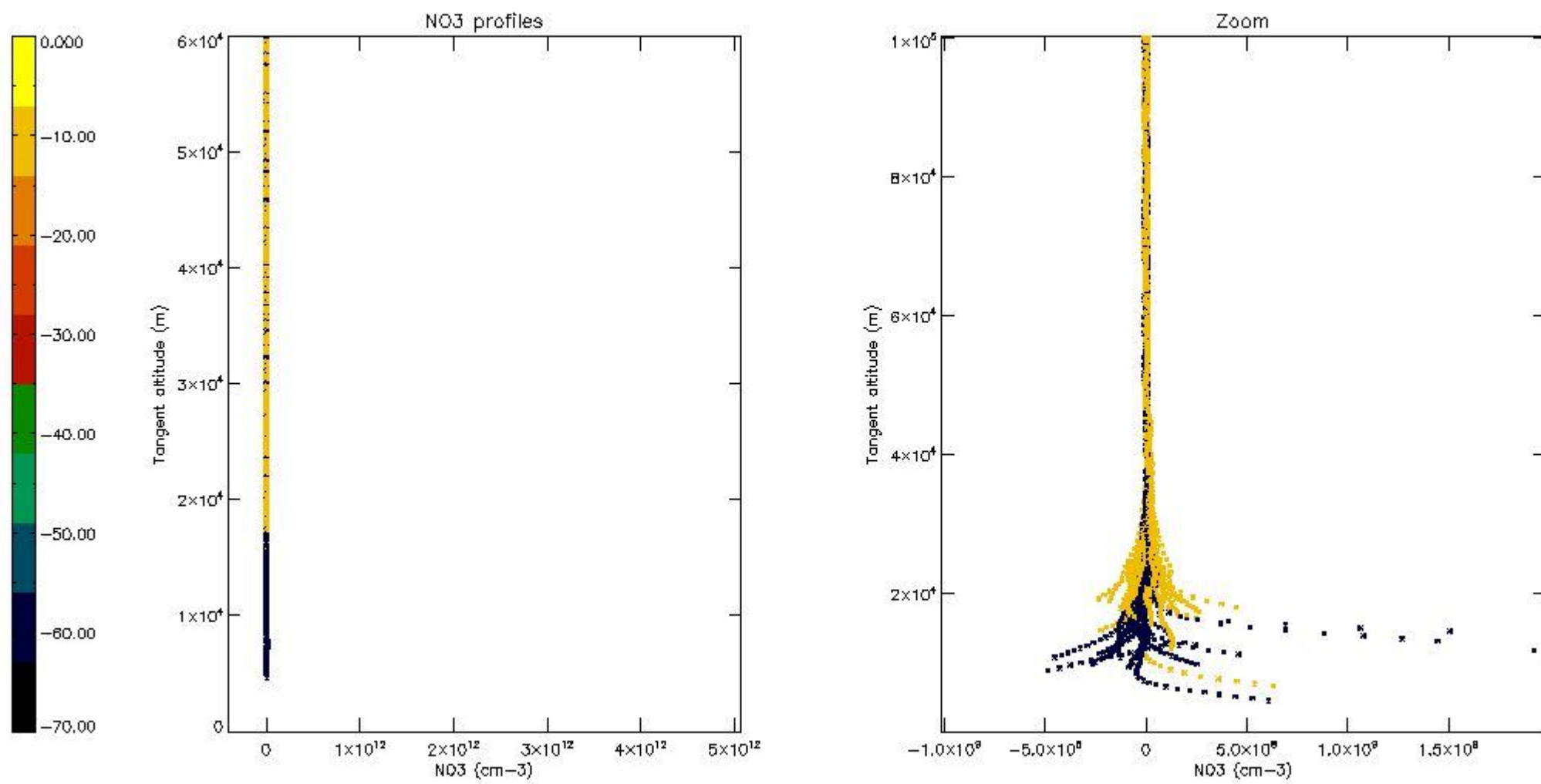
5.6 Plot NO₂ profiles for all STD (dark without errors)

The colorbar represents the latitude.



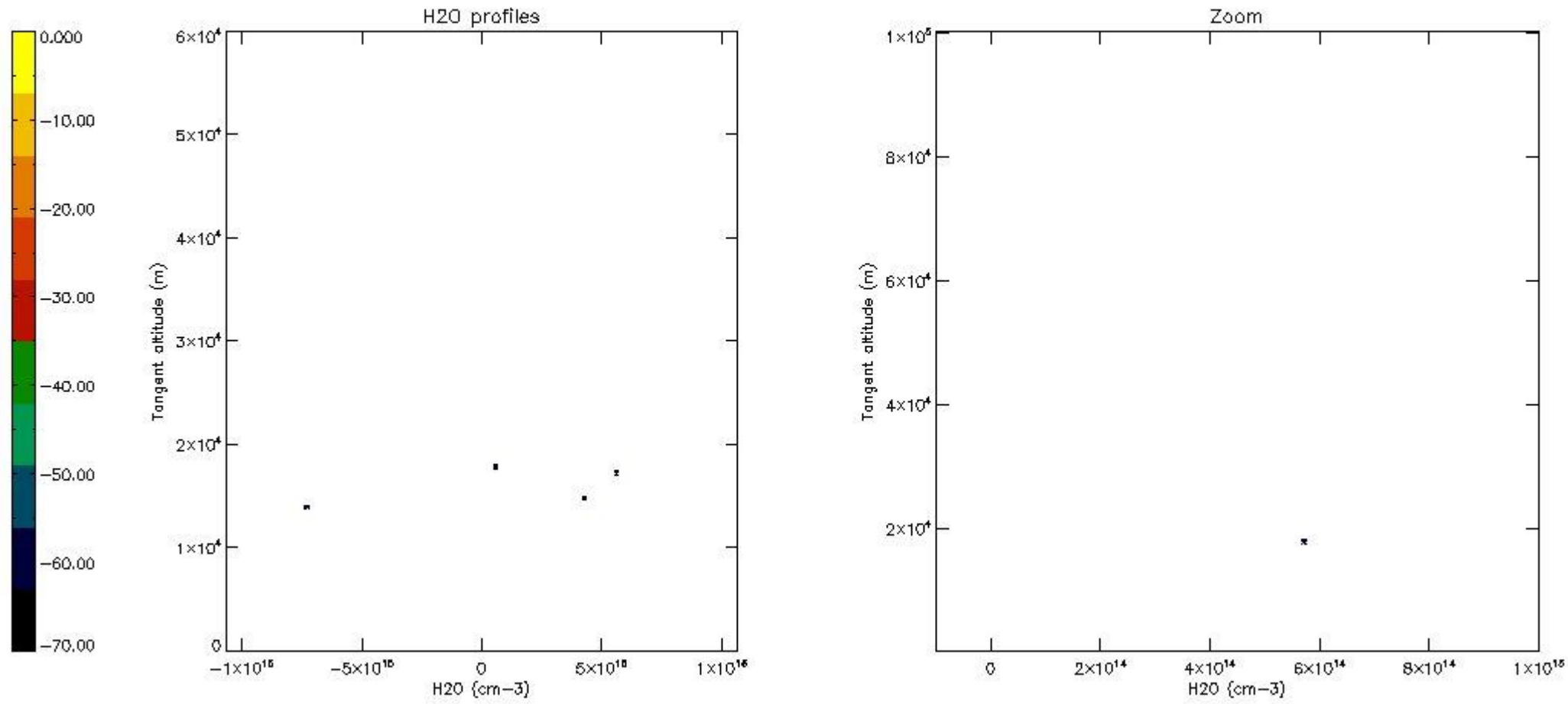
5.7 Plot NO3 profiles for all STD (dark without errors)

The colorbar represents the latitude.



5.8 Plot H₂O profiles for all STD (only for occultations of stars 1,2,3,4,13,14,16,26,63 dark without errors)

The colorbar represents the latitude.



6. Auxiliary Data Files used for the production reported in section 2

The number reported in the third column indicates since which file (see list in section 2) the corresponding auxiliary file has been used. The fourth column is the date of those product files.

Type	Auxiliary Filename	Used since product	Used since product date
INST_PHYS_CHARACTERISTICS	GOM_INS_AXVIEC20091111_143220_20030716_120000_20500101_000000	1	03-JUL-2010 00:11:09
LEVEL-2_PROC_CONFIG	GOM_PR2_AXVIEC20091111_152718_20020301_000000_20500101_000000	1	03-JUL-2010 00:11:09
CROSS_SECTIONS_FILE	GOM_CRS_AXVIEC20091111_154832_20020301_000000_20500101_000000	1	03-JUL-2010 00:11:09

GOMOS Level 2 Daily Report

SUMMARY

[1. General Info](#)

[2. Summary of processed GOM_NL_2P products](#)

[3. Level 2 Quality information per product](#)

[3.1 Plot of level 2 quality information per product \(time dependant\)](#)

[3.2 Plot of level 2 quality information per product \(world map\)](#)

[4. Level 1 Quality information per product \(stored on level 2 products\)](#)

[4.1 Plot of level 1 quality information per product \(time dependant\)](#)

[4.1.1 Plot of level 1 quality information per product \(time dependant\): ASCENDING](#)

[4.1.2 Plot of level 1 quality information per product \(time dependant\): DESCENDING](#)

[4.2 Plot of level 1 quality information per product \(world map\)](#)

[4.2.1 Plot of level 1 quality information per product \(world map\): ASCENDING](#)

[4.2.2 Plot of level 1 quality information per product \(world map\): DESCENDING](#)

[5. Ozone profiles based on quality statistics and other trace gas profiles](#)

[5.1 Ozone statistics based on quality of products](#)

[5.2 Plot ozone profiles for all STD \(dark without errors\)](#)

[5.3 Plot ozone profiles where STD < 20% \(dark without errors\)](#)

[5.4. Plot ozone profiles where STD < 10% \(dark without errors\)](#)

[5.5. Plot ozone profiles where STD < 5% \(dark without errors\)](#)

[5.6 Plot NO2 profiles for all STD \(dark without errors\)](#)

[5.7 Plot NO3 profiles for all STD \(dark without errors\)](#)

[5.8 Plot H2O profiles \(only for occultations of stars 1,2,3,4,13,14,16,26,63 dark without errors\) for all STD](#)

[6. Auxiliary Data Files used for the production reported in section 2](#)

This report presents the daily analysis on parameters extracted from GOMOS level 2 data (GOM_NL__2P). It is intended to monitor some important parameters that will impact the quality of these products. A list of level 2 products (and content) that have arrived during the reporting day to the PCF is also given.

Item	Value
Time of report generation	29APR2013 12:37:58
Data source version	GOMOS/6.01
Start time of products	03-07-2010 (03JUL2010 00:00:00)
Stop time of products	04-07-2010 (04JUL2010 00:00:00)
Store outputs in DB	Yes
Nb of level 2 prods	226
Nb of prods with errors	0

2. Summary of processed GOM_NL__2P products.

Nr	Filename	UTC Start time	Limb	Duration	Star Id	Star Name	Star Mag	Star Temp	Nb Meas	Orbit	Prod. error
1	GOM_NL__2PRFIN20100703_001109_000000482090_00460_43600_7231.N1	03-JUL-2010 00:11:09	Bright	48.000	168	17Zet Aql	2.9860	11000.	96	43600	No
2	GOM_NL__2PRFIN20100703_001810_000000412090_00460_43600_7232.N1	03-JUL-2010 00:18:10	Bright	41.000	5	3Alp Lyr	0.033000	11000.	82	43600	No
3	GOM_NL__2PRFIN20100703_002232_000000492090_00460_43600_7233.N1	03-JUL-2010 00:22:32	Bright	49.000	144	18Del Cyg	2.8600	11000.	98	43600	No
4	GOM_NL__2PRFIN20100703_002603_000000602090_00460_43600_7234.N1	03-JUL-2010 00:26:03	Bright	59.500	19	50Alp Cyg	1.2460	10500.	119	43600	No
5	GOM_NL__2PRFIN20100703_002937_000000472090_00460_43600_7235.N1	03-JUL-2010 00:29:37	Bright	47.000	89	5Alp Cep	2.4510	8000.0	94	43600	No
6	GOM_NL__2PRFIN20100703_003702_000000492090_00460_43600_7236.N1	03-JUL-2010 00:37:02	Bright	49.000	74	11Bet Cas	2.2680	6600.0	98	43600	No
7	GOM_NL__2PRFIN20100703_003840_000000632090_00460_43600_7237.N1	03-JUL-2010 00:38:40	Bright	63.000	110	37Del Cas	2.6780	8900.0	126	43600	No
8	GOM_NL__2PRFIN20100703_004515_000000662090_00460_43600_7238.N1	03-JUL-2010 00:45:15	Bright	66.000	73	57Gam1And	2.2600	13100.	132	43600	No
9	GOM_NL__2PRFIN20100703_004750_000000732090_00460_43600_7239.N1	03-JUL-2010 00:47:50	Twilight	72.500	53	43Bet And	2.0480	3300.0	145	43600	No
10	GOM_NL__2PRFIN20100703_005219_000000602090_00460_43600_7240.N1	03-JUL-2010 00:52:19	Dark	59.500	50	13Alp Ari	2.0070	4250.0	119	43600	No
11	GOM_NL__2PRFIN20100703_011650_000000502090_00461_43601_7261.N1	03-JUL-2010 01:16:50	Dark	49.500	84	Alp Phe	2.3970	4500.0	99	43601	No
12	GOM_NL__2PRFIN20100703_012318_000000632090_00461_43601_7262.N1	03-JUL-2010 01:23:18	Straylight	63.000	63	Bet Gru	2.1500	2800.0	126	43601	No
13	GOM_NL__2PRFIN20100703_012511_000001002090_00461_43601_7263.N1	03-JUL-2010 01:25:11	Straylight	100.000	18	24Alp PsA	1.1660	9700.0	200	43601	No
14	GOM_NL__2PRFIN20100703_012810_000000562090_00461_43601_7264.N1	03-JUL-2010 01:28:10	Straylight	56.000	172	Gam Gru	3.0030	13100.	112	43601	No
15	GOM_NL__2PRFIN20100703_013932_000000462090_00461_43601_7265.N1	03-JUL-2010 01:39:32	Bright	45.500	155	41Pi Sgr	2.9000	6600.0	91	43601	No
16	GOM_NL__2PRFIN20100703_015144_000000472090_00461_43601_7266.N1	03-JUL-2010 01:51:44	Bright	46.500	168	17Zet Aql	2.9860	11000.	93	43601	No
17	GOM_NL__2PRFIN20100703_015846_000000472090_00461_43601_7267.N1	03-JUL-2010 01:58:46	Bright	46.500	5	3Alp Lyr	0.033000	11000.	93	43601	No
18	GOM_NL__2PRFIN20100703_020307_000000492090_00461_43601_7268.N1	03-JUL-2010 02:03:07	Bright	49.000	144	18Del Cyg	2.8600	11000.	98	43601	No
19	GOM_NL__2PRFIN20100703_020638_000000602090_00461_43601_7269.N1	03-JUL-2010 02:06:38	Bright	60.000	19	50Alp Cyg	1.2460	10500.	120	43601	No
20	GOM_NL__2PRFIN20100703_021012_000000452090_00461_43601_7270.N1	03-JUL-2010 02:10:12	Bright	45.000	89	5Alp Cep	2.4510	8000.0	90	43601	No
21	GOM_NL__2PRFIN20100703_021737_000000472090_00461_43601_7271.N1	03-JUL-2010 02:17:37	Bright	47.000	74	11Bet Cas	2.2680	6600.0	94	43601	No
22	GOM_NL__2PRFIN20100703_021915_000000422090_00461_43601_7272.N1	03-JUL-2010 02:19:15	Bright	41.500	110	37Del Cas	2.6780	8900.0	83	43601	No
23	GOM_NL__2PRFIN20100703_022551_000000572090_00461_43601_7273.N1	03-JUL-2010 02:25:51	Bright	56.500	73	57Gam1And	2.2600	13100.	113	43601	No
24	GOM_NL__2PRFIN20100703_022826_000000762090_00461_43601_7274.N1	03-JUL-2010 02:28:26	Twilight	75.500	53	43Bet And	2.0480	3300.0	151	43601	No
25	GOM_NL__2PRFIN20100703_023254_000000602090_00461_43601_7275.N1	03-JUL-2010 02:32:54	Dark	60.000	50	13Alp Ari	2.0070	4250.0	120	43601	No
26	GOM_NL__2PRFIN20100703_025728_000000492090_00462_43602_7275.N1	03-JUL-2010 02:57:28	Dark	48.500	84	Alp Phe	2.3970	4500.0	97	43602	No
27	GOM_NL__2PRFIN20100703_030354_000000542090_00462_43602_7276.N1	03-JUL-2010 03:03:54	Straylight	54.000	63	Bet Gru	2.1500	2800.0	108	43602	No
28	GOM_NL__2PRFIN20100703_030548_000000852090_00462_43602_7277.N1	03-JUL-2010 03:05:48	Straylight	85.000	18	24Alp PsA	1.1660	9700.0	170	43602	No
29	GOM_NL__2PRFIN20100703_030847_000000562090_00462_43602_7278.N1	03-JUL-2010 03:08:47	Straylight	56.000	172	Gam Gru	3.0030	13100.	112	43602	No
30	GOM_NL__2PRFIN20100703_032008_000000442090_00462_43602_7279.N1	03-JUL-2010 03:20:08	Bright	43.500	155	41Pi Sgr	2.9000	6600.0	87	43602	No
31	GOM_NL__2PRFIN20100703_033220_000000482090_00462_43602_7280.N1	03-JUL-2010 03:32:20	Bright	48.000	168	17Zet Aql	2.9860	11000.	96	43602	No
32	GOM_NL__2PRFIN20100703_033921_000000412090_00462_43602_7281.N1	03-JUL-2010 03:39:21	Bright	41.000	5	3Alp Lyr	0.033000	11000.	82	43602	No
33	GOM_NL__2PRFIN20100703_034342_000000482090_00462_43602_7282.N1	03-JUL-2010 03:43:42	Bright	47.500	144	18Del Cyg	2.8600	11000.	95	43602	No
34	GOM_NL__2PRFIN20100703_034713_000000592090_00462_43602_7283.N1	03-JUL-2010 03:47:13	Bright	59.000	19	50Alp Cyg	1.2460	10500.	118	43602	No
35	GOM_NL__2PRFIN20100703_035048_000000452090_00462_43602_7284.N1	03-JUL-2010 03:50:48	Bright	45.000	89	5Alp Cep	2.4510	8000.0	90	43602	No
36	GOM_NL__2PRFIN20100703_035813_000000492090_00462_43602_7285.N1	03-JUL-2010 03:58:13	Bright	49.000	74	11Bet Cas	2.2680	6600.0	98	43602	No
37	GOM_NL__2PRFIN20100703_035951_000000632090_00462_43602_7286.N1	03-JUL-2010 03:59:51	Bright	63.000	110	37Del Cas	2.6780	8900.0	126	43602	No
38	GOM_NL__2PRFIN20100703_040627_000000522090_00462_43602_7287.N1	03-JUL-2010 04:06:27	Bright	51.500	73	57Gam1And	2.2600	13100.	103	43602	No
39	GOM_NL__2PRFIN20100703_040901_000000762090_00462_43602_7288.N1	03-JUL-2010 04:09:01	Twilight	75.500	53	43Bet And	2.0480	3300.0	151	43602	No
40	GOM_NL__2PRFIN20100703_041331_000000582090_00462_43602_7289.N1	03-JUL-2010 04:13:31	Dark	58.000	50	13Alp Ari	2.0070	4250.0	116	43602	No
41	GOM_NL__2PRFIN20100703_043358_000000732090_00462_43602_7290.N1	03-JUL-2010 04:33:58	Dark	72.500	52	16Bet Cet	2.0370	4500.0	145	43602	No
42	GOM_NL__2PRFIN20100703_043805_000000502090_00463_43603_7286.N1	03-JUL-2010 04:38:05	Dark	50.000	84	Alp Phe	2.3970	4500.0	100	43603	No

43	GOM_NL__2PRFIN20100703_044431_00000532090_00463_43603_7287.N1	03-JUL-2010 04:44:31	Straylight	52.500	63	Bet Gru	2.1500	2800.0	105	43603	No
44	GOM_NL__2PRFIN20100703_044626_00000872090_00463_43603_7288.N1	03-JUL-2010 04:46:26	Straylight	87.000	18	24Alp PsA	1.1660	9700.0	174	43603	No
45	GOM_NL__2PRFIN20100703_044924_00000562090_00463_43603_7289.N1	03-JUL-2010 04:49:24	Straylight	55.500	172	Gam Gru	3.0030	13100.	111	43603	No
46	GOM_NL__2PRFIN20100703_050044_00000432090_00463_43603_7290.N1	03-JUL-2010 05:00:44	Bright	43.000	155	41Pi Sgr	2.9000	6600.0	86	43603	No
47	GOM_NL__2PRFIN20100703_051256_00000482090_00463_43603_7291.N1	03-JUL-2010 05:12:56	Bright	48.000	168	17Zet Aql	2.9860	11000.	96	43603	No
48	GOM_NL__2PRFIN20100703_051957_00000472090_00463_43603_7292.N1	03-JUL-2010 05:19:57	Bright	46.500	5	3Alp Lyr	0.033000	11000.	93	43603	No
49	GOM_NL__2PRFIN20100703_052417_00000482090_00463_43603_7293.N1	03-JUL-2010 05:24:17	Bright	47.500	144	18Del Cyg	2.8600	11000.	95	43603	No
50	GOM_NL__2PRFIN20100703_052747_00000602090_00463_43603_7294.N1	03-JUL-2010 05:27:47	Bright	60.000	19	50Alp Cyg	1.2460	10500.	120	43603	No
51	GOM_NL__2PRFIN20100703_053123_00000462090_00463_43603_7295.N1	03-JUL-2010 05:31:23	Bright	46.000	89	5Alp Cep	2.4510	8000.0	92	43603	No
52	GOM_NL__2PRFIN20100703_053848_00000502090_00463_43603_7296.N1	03-JUL-2010 05:38:48	Bright	49.500	74	11Bet Cas	2.2680	6600.0	99	43603	No
53	GOM_NL__2PRFIN20100703_054026_00000452090_00463_43603_7297.N1	03-JUL-2010 05:40:26	Bright	44.500	110	37Del Cas	2.6780	8900.0	89	43603	No
54	GOM_NL__2PRFIN20100703_054703_00000532090_00463_43603_7298.N1	03-JUL-2010 05:47:03	Bright	52.500	73	57Gam1And	2.2600	13100.	105	43603	No
55	GOM_NL__2PRFIN20100703_054937_00000822090_00463_43603_7299.N1	03-JUL-2010 05:49:37	Tw_i_and_stray	81.500	53	43Bet And	2.0480	3300.0	163	43603	No
56	GOM_NL__2PRFIN20100703_055407_00000642090_00463_43603_7300.N1	03-JUL-2010 05:54:07	Dark	64.000	50	13Alp Ari	2.0070	4250.0	128	43603	No
57	GOM_NL__2PRFIN20100703_061436_00000722090_00463_43603_7301.N1	03-JUL-2010 06:14:36	Dark	72.000	52	16Bet Cet	2.0370	4500.0	144	43603	No
58	GOM_NL__2PRFIN20100703_061841_00000612090_00464_43604_7297.N1	03-JUL-2010 06:18:41	Dark	61.000	84	Alp Phe	2.3970	4500.0	122	43604	No
59	GOM_NL__2PRFIN20100703_062508_00000522090_00464_43604_7298.N1	03-JUL-2010 06:25:08	Straylight	52.000	63	Bet Gru	2.1500	2800.0	104	43604	No
60	GOM_NL__2PRFIN20100703_062703_00000812090_00464_43604_7299.N1	03-JUL-2010 06:27:03	Straylight	80.500	18	24Alp PsA	1.1660	9700.0	161	43604	No
61	GOM_NL__2PRFIN20100703_063001_00000572090_00464_43604_7300.N1	03-JUL-2010 06:30:01	Straylight	56.500	172	Gam Gru	3.0030	13100.	113	43604	No
62	GOM_NL__2PRFIN20100703_064120_00000442090_00464_43604_7301.N1	03-JUL-2010 06:41:20	Bright	44.000	155	41Pi Sgr	2.9000	6600.0	88	43604	No
63	GOM_NL__2PRFIN20100703_065331_00000482090_00464_43604_7302.N1	03-JUL-2010 06:53:31	Bright	48.000	168	17Zet Aql	2.9860	11000.	96	43604	No
64	GOM_NL__2PRFIN20100703_070032_00000452090_00464_43604_7303.N1	03-JUL-2010 07:00:32	Bright	44.500	5	3Alp Lyr	0.033000	11000.	89	43604	No
65	GOM_NL__2PRFIN20100703_070453_00000472090_00464_43604_7304.N1	03-JUL-2010 07:04:53	Bright	46.500	144	18Del Cyg	2.8600	11000.	93	43604	No
66	GOM_NL__2PRFIN20100703_070822_00000562090_00464_43604_7305.N1	03-JUL-2010 07:08:22	Bright	55.500	19	50Alp Cyg	1.2460	10500.	111	43604	No
67	GOM_NL__2PRFIN20100703_071158_00000432090_00464_43604_7306.N1	03-JUL-2010 07:11:58	Bright	42.500	89	5Alp Cep	2.4510	8000.0	85	43604	No
68	GOM_NL__2PRFIN20100703_071923_00000492090_00464_43604_7307.N1	03-JUL-2010 07:19:23	Bright	49.000	74	11Bet Cas	2.2680	6600.0	98	43604	No
69	GOM_NL__2PRFIN20100703_072102_00000562090_00464_43604_7308.N1	03-JUL-2010 07:21:02	Bright	55.500	110	37Del Cas	2.6780	8900.0	111	43604	No
70	GOM_NL__2PRFIN20100703_072739_00000552090_00464_43604_7309.N1	03-JUL-2010 07:27:39	Bright	54.500	73	57Gam1And	2.2600	13100.	109	43604	No
71	GOM_NL__2PRFIN20100703_073014_00000732090_00464_43604_7310.N1	03-JUL-2010 07:30:14	Tw_i_and_stray	72.500	53	43Bet And	2.0480	3300.0	145	43604	No
72	GOM_NL__2PRFIN20100703_073444_00000582090_00464_43604_7311.N1	03-JUL-2010 07:34:44	Dark	58.000	50	13Alp Ari	2.0070	4250.0	116	43604	No
73	GOM_NL__2PRFIN20100703_075514_00000712090_00464_43604_7312.N1	03-JUL-2010 07:55:14	Dark	71.000	52	16Bet Cet	2.0370	4500.0	142	43604	No
74	GOM_NL__2PRFIN20100703_075919_00000482090_00465_43605_7327.N1	03-JUL-2010 07:59:19	Dark	47.500	84	Alp Phe	2.3970	4500.0	95	43605	No
75	GOM_NL__2PRFIN20100703_080545_00000512090_00465_43605_7328.N1	03-JUL-2010 08:05:45	Straylight	51.000	63	Bet Gru	2.1500	2800.0	102	43605	No
76	GOM_NL__2PRFIN20100703_080741_00000932090_00465_43605_7329.N1	03-JUL-2010 08:07:41	Straylight	92.500	18	24Alp PsA	1.1660	9700.0	185	43605	No
77	GOM_NL__2PRFIN20100703_081037_00000562090_00465_43605_7330.N1	03-JUL-2010 08:10:37	Straylight	55.500	172	Gam Gru	3.0030	13100.	111	43605	No
78	GOM_NL__2PRFIN20100703_082156_00000452090_00465_43605_7331.N1	03-JUL-2010 08:21:56	Bright	44.500	155	41Pi Sgr	2.9000	6600.0	89	43605	No
79	GOM_NL__2PRFIN20100703_083406_00000462090_00465_43605_7332.N1	03-JUL-2010 08:34:06	Bright	46.000	168	17Zet Aql	2.9860	11000.	92	43605	No
80	GOM_NL__2PRFIN20100703_084108_00000492090_00465_43605_7333.N1	03-JUL-2010 08:41:08	Bright	48.500	5	3Alp Lyr	0.033000	11000.	97	43605	No
81	GOM_NL__2PRFIN20100703_084528_00000472090_00465_43605_7334.N1	03-JUL-2010 08:45:28	Bright	46.500	144	18Del Cyg	2.8600	11000.	93	43605	No
82	GOM_NL__2PRFIN20100703_084857_00000602090_00465_43605_7335.N1	03-JUL-2010 08:48:57	Bright	60.000	19	50Alp Cyg	1.2460	10500.	120	43605	No
83	GOM_NL__2PRFIN20100703_085233_00000442090_00465_43605_7336.N1	03-JUL-2010 08:52:33	Bright	44.000	89	5Alp Cep	2.4510	8000.0	88	43605	No
84	GOM_NL__2PRFIN20100703_085959_00000502090_00465_43605_7337.N1	03-JUL-2010 08:59:59	Bright	49.500	74	11Bet Cas	2.2680	6600.0	99	43605	No
85	GOM_NL__2PRFIN20100703_090138_00000432090_00465_43605_7338.N1	03-JUL-2010 09:01:38	Bright	43.000	110	37Del Cas	2.6780	8900.0	86	43605	No
86	GOM_NL__2PRFIN20100703_090814_00000562090_00465_43605_7339.N1	03-JUL-2010 09:08:14	Bright	56.000	73	57Gam1And	2.2600	13100.	112	43605	No
87	GOM_NL__2PRFIN20100703_091049_00000752090_00465_43605_7340.N1	03-JUL-2010 09:10:49	Tw_i_and_stray	74.500	53	43Bet And	2.0480	3300.0	149	43605	No
88	GOM_NL__2PRFIN20100703_091520_00000632090_00465_43605_7341.N1	03-JUL-2010 09:15:20	Dark	62.500	50	13Alp Ari	2.0070	4250.0	125	43605	No
89	GOM_NL__2PRFIN20100703_093552_00000772090_00465_43605_7342.N1	03-JUL-2010 09:35:52	Dark	76.500	52	16Bet Cet	2.0370	4500.0	153	43605	No
90	GOM_NL__2PRFIN20100703_093955_00000492090_00466_43606_7359.N1	03-JUL-2010 09:39:55	Dark	49.000	84	Alp Phe	2.3970	4500.0	98	43606	No
91	GOM_NL__2PRFIN20100703_094622_00000562090_00466_43606_7360.N1	03-JUL-2010 09:46:22	Straylight	55.500	63	Bet Gru	2.1500	2800.0	111	43606	No
92	GOM_NL__2PRFIN20100703_094819_00000842090_00466_43606_7361.N1	03-JUL-2010 09:48:19	Straylight	83.500	18	24Alp PsA	1.1660	9700.0	167	43606	No
93	GOM_NL__2PRFIN20100703_095114_00000592090_00466_43606_7362.N1	03-JUL-2010 09:51:14	Straylight	59.000	172	Gam Gru	3.0030	13100.	118	43606	No
94	GOM_NL__2PRFIN20100703_100232_00000452090_00466_43606_7363.N1	03-JUL-2010 10:02:32	Bright	44.500	155	41Pi Sgr	2.9000	6600.0	89	43606	No
95	GOM_NL__2PRFIN20100703_101442_00000472090_00466_43606_7364.N1	03-JUL-2010 10:14:42	Bright	47.000	168	17Zet Aql	2.9860	11000.	94	43606	No
96	GOM_NL__2PRFIN20100703_102143_00000472090_00466_43606_7365.N1	03-JUL-2010 10:21:43	Bright	47.000	5	3Alp Lyr	0.033000	11000.	94	43606	No
97	GOM_NL__2PRFIN20100703_102602_00000482090_00466_43606_7366.N1	03-JUL-2010 10:26:02	Bright	47.500	144	18Del Cyg	2.8600	11000.	95	43606	No
98	GOM_NL__2PRFIN20100703_102931_00000572090_00466_43606_7367.N1	03-JUL-2010 10:29:31	Bright	57.000	19	50Alp Cyg	1.2460	10500.	114	43606	No
99	GOM_NL__2PRFIN20100703_103309_00000472090_00466_43606_7368.N1	03-JUL-2010 10:33:09	Bright	47.000	89	5Alp Cep	2.4510	8000.0	94	43606	No
100	GOM_NL__2PRFIN20100703_104034_00000482090_00466_43606_7369.N1	03-JUL-2010 10:40:34	Bright	47.500	74	11Bet Cas	2.2680	6600.0	95	43606	No
101	GOM_NL__2PRFIN20100703_104213_00000412090_00466_43606_7370.N1	03-JUL-2010 10:42:13	Bright	40.500	110	37Del Cas	2.6780	8900.0	81	43606	No

102	GOM_NL__2PRFIN20100703_104850_00000532090_00466_43606_7371.N1	03-JUL-2010 10:48:50	Bright	52.500	73	57Gam1And	2.2600	13100.	105	43606	No
103	GOM_NL__2PRFIN20100703_105125_00000762090_00466_43606_7372.N1	03-JUL-2010 10:51:25	Tw_i_and_stray	76.000	53	43Bet And	2.0480	3300.0	152	43606	No
104	GOM_NL__2PRFIN20100703_105556_00000722090_00466_43606_7373.N1	03-JUL-2010 10:55:56	Dark	71.500	50	13Alp Ari	2.0070	4250.0	143	43606	No
105	GOM_NL__2PRFIN20100703_111630_00000792090_00466_43606_7374.N1	03-JUL-2010 11:16:30	Dark	78.500	52	16Bet Cet	2.0370	4500.0	157	43606	No
106	GOM_NL__2PRFIN20100703_112033_00000502090_00467_43607_7390.N1	03-JUL-2010 11:20:33	Dark	49.500	84	Alp Phe	2.3970	4500.0	99	43607	No
107	GOM_NL__2PRFIN20100703_112659_00000612090_00467_43607_7391.N1	03-JUL-2010 11:26:59	Straylight	61.000	63	Bet Gru	2.1500	2800.0	122	43607	No
108	GOM_NL__2PRFIN20100703_112856_00000892090_00467_43607_7392.N1	03-JUL-2010 11:28:56	Straylight	88.500	18	24Alp PsA	1.1660	9700.0	177	43607	No
109	GOM_NL__2PRFIN20100703_113151_00000572090_00467_43607_7393.N1	03-JUL-2010 11:31:51	Straylight	56.500	172	Gam Gru	3.0030	13100.	113	43607	No
110	GOM_NL__2PRFIN20100703_114308_00000452090_00467_43607_7394.N1	03-JUL-2010 11:43:08	Bright	44.500	155	41Pi Sgr	2.9000	6600.0	89	43607	No
111	GOM_NL__2PRFIN20100703_115517_00000462090_00467_43607_7395.N1	03-JUL-2010 11:55:17	Bright	45.500	168	17Zet Aql	2.9860	11000.	91	43607	No
112	GOM_NL__2PRFIN20100703_120219_00000432090_00467_43607_7396.N1	03-JUL-2010 12:02:19	Bright	42.500	5	3Alp Lyr	0.033000	11000.	85	43607	No
113	GOM_NL__2PRFIN20100703_120638_00000502090_00467_43607_7397.N1	03-JUL-2010 12:06:38	Bright	50.000	144	18Del Cyg	2.8600	11000.	100	43607	No
114	GOM_NL__2PRFIN20100703_121006_00000562090_00467_43607_7398.N1	03-JUL-2010 12:10:06	Bright	56.000	19	50Alp Cyg	1.2460	10500.	112	43607	No
115	GOM_NL__2PRFIN20100703_121344_00000462090_00467_43607_7399.N1	03-JUL-2010 12:13:44	Bright	46.000	89	5Alp Cep	2.4510	8000.0	92	43607	No
116	GOM_NL__2PRFIN20100703_122109_00000492090_00467_43607_7400.N1	03-JUL-2010 12:21:09	Bright	48.500	74	11Bet Cas	2.2680	6600.0	97	43607	No
117	GOM_NL__2PRFIN20100703_122249_00000442090_00467_43607_7401.N1	03-JUL-2010 12:22:49	Bright	43.500	110	37Del Cas	2.6780	8900.0	87	43607	No
118	GOM_NL__2PRFIN20100703_122926_00000562090_00467_43607_7402.N1	03-JUL-2010 12:29:26	Bright	55.500	73	57Gam1And	2.2600	13100.	111	43607	No
119	GOM_NL__2PRFIN20100703_123201_00000732090_00467_43607_7403.N1	03-JUL-2010 12:32:01	Tw_i_and_stray	73.000	53	43Bet And	2.0480	3300.0	146	43607	No
120	GOM_NL__2PRFIN20100703_123633_00000592090_00467_43607_7404.N1	03-JUL-2010 12:36:33	Dark	59.000	50	13Alp Ari	2.0070	4250.0	118	43607	No
121	GOM_NL__2PRFIN20100703_125708_00000722090_00467_43607_7405.N1	03-JUL-2010 12:57:08	Dark	72.000	52	16Bet Cet	2.0370	4500.0	144	43607	No
122	GOM_NL__2PRFIN20100703_130109_00000482090_00468_43608_7414.N1	03-JUL-2010 13:01:09	Dark	48.000	84	Alp Phe	2.3970	4500.0	96	43608	No
123	GOM_NL__2PRFIN20100703_130736_00000582090_00468_43608_7415.N1	03-JUL-2010 13:07:36	Straylight	57.500	63	Bet Gru	2.1500	2800.0	115	43608	No
124	GOM_NL__2PRFIN20100703_130934_00000862090_00468_43608_7416.N1	03-JUL-2010 13:09:34	Straylight	86.000	18	24Alp PsA	1.1660	9700.0	172	43608	No
125	GOM_NL__2PRFIN20100703_131228_00000572090_00468_43608_7417.N1	03-JUL-2010 13:12:28	Straylight	56.500	172	Gam Gru	3.0030	13100.	113	43608	No
126	GOM_NL__2PRFIN20100703_132345_00000452090_00468_43608_7418.N1	03-JUL-2010 13:23:45	Bright	44.500	155	41Pi Sgr	2.9000	6600.0	89	43608	No
127	GOM_NL__2PRFIN20100703_133553_00000472090_00468_43608_7419.N1	03-JUL-2010 13:35:53	Bright	46.500	168	17Zet Aql	2.9860	11000.	93	43608	No
128	GOM_NL__2PRFIN20100703_134254_00000472090_00468_43608_7420.N1	03-JUL-2010 13:42:54	Bright	47.000	5	3Alp Lyr	0.033000	11000.	94	43608	No
129	GOM_NL__2PRFIN20100703_134713_00000482090_00468_43608_7421.N1	03-JUL-2010 13:47:13	Bright	47.500	144	18Del Cyg	2.8600	11000.	95	43608	No
130	GOM_NL__2PRFIN20100703_135041_00000562090_00468_43608_7422.N1	03-JUL-2010 13:50:41	Bright	55.500	19	50Alp Cyg	1.2460	10500.	111	43608	No
131	GOM_NL__2PRFIN20100703_135419_00000462090_00468_43608_7423.N1	03-JUL-2010 13:54:19	Bright	46.000	89	5Alp Cep	2.4510	8000.0	92	43608	No
132	GOM_NL__2PRFIN20100703_140145_00000482090_00468_43608_7424.N1	03-JUL-2010 14:01:45	Bright	48.000	74	11Bet Cas	2.2680	6600.0	96	43608	No
133	GOM_NL__2PRFIN20100703_140325_00000462090_00468_43608_7425.N1	03-JUL-2010 14:03:25	Bright	46.000	110	37Del Cas	2.6780	8900.0	92	43608	No
134	GOM_NL__2PRFIN20100703_141002_00000552090_00468_43608_7426.N1	03-JUL-2010 14:10:02	Bright	55.000	73	57Gam1And	2.2600	13100.	110	43608	No
135	GOM_NL__2PRFIN20100703_141237_00000762090_00468_43608_7427.N1	03-JUL-2010 14:12:37	Tw_i_and_stray	75.500	53	43Bet And	2.0480	3300.0	151	43608	No
136	GOM_NL__2PRFIN20100703_141709_00000602090_00468_43608_7428.N1	03-JUL-2010 14:17:09	Dark	60.000	50	13Alp Ari	2.0070	4250.0	120	43608	No
137	GOM_NL__2PRFIN20100703_143746_00000732090_00468_43608_7429.N1	03-JUL-2010 14:37:46	Dark	73.000	52	16Bet Cet	2.0370	4500.0	146	43608	No
138	GOM_NL__2PRFIN20100703_144146_00000512090_00469_43609_7460.N1	03-JUL-2010 14:41:46	Dark	50.500	84	Alp Phe	2.3970	4500.0	101	43609	No
139	GOM_NL__2PRFIN20100703_144813_00000512090_00469_43609_7461.N1	03-JUL-2010 14:48:13	Straylight	51.000	63	Bet Gru	2.1500	2800.0	102	43609	No
140	GOM_NL__2PRFIN20100703_145012_00000882090_00469_43609_7462.N1	03-JUL-2010 14:50:12	Straylight	87.500	18	24Alp PsA	1.1660	9700.0	175	43609	No
141	GOM_NL__2PRFIN20100703_145305_00000582090_00469_43609_7463.N1	03-JUL-2010 14:53:05	Straylight	57.500	172	Gam Gru	3.0030	13100.	115	43609	No
142	GOM_NL__2PRFIN20100703_150421_00000452090_00469_43609_7464.N1	03-JUL-2010 15:04:21	Bright	44.500	155	41Pi Sgr	2.9000	6600.0	89	43609	No
143	GOM_NL__2PRFIN20100703_151628_00000462090_00469_43609_7465.N1	03-JUL-2010 15:16:28	Bright	46.000	168	17Zet Aql	2.9860	11000.	92	43609	No
144	GOM_NL__2PRFIN20100703_152330_00000602090_00469_43609_7466.N1	03-JUL-2010 15:23:30	Bright	60.000	5	3Alp Lyr	0.033000	11000.	120	43609	No
145	GOM_NL__2PRFIN20100703_152748_00000472090_00469_43609_7467.N1	03-JUL-2010 15:27:48	Bright	47.000	144	18Del Cyg	2.8600	11000.	94	43609	No
146	GOM_NL__2PRFIN20100703_153115_00000572090_00469_43609_7468.N1	03-JUL-2010 15:31:15	Bright	57.000	19	50Alp Cyg	1.2460	10500.	114	43609	No
147	GOM_NL__2PRFIN20100703_154220_00000562090_00469_43609_7469.N1	03-JUL-2010 15:42:20	Bright	56.000	74	11Bet Cas	2.2680	6600.0	112	43609	No
148	GOM_NL__2PRFIN20100703_154400_00000422090_00469_43609_7470.N1	03-JUL-2010 15:44:00	Bright	41.500	110	37Del Cas	2.6780	8900.0	83	43609	No
149	GOM_NL__2PRFIN20100703_155038_00000502090_00469_43609_7471.N1	03-JUL-2010 15:50:38	Bright	50.000	73	57Gam1And	2.2600	13100.	100	43609	No
150	GOM_NL__2PRFIN20100703_155313_00000742090_00469_43609_7472.N1	03-JUL-2010 15:53:13	Tw_i_and_stray	74.000	53	43Bet And	2.0480	3300.0	148	43609	No
151	GOM_NL__2PRFIN20100703_155745_00000602090_00469_43609_7473.N1	03-JUL-2010 15:57:45	Dark	59.500	50	13Alp Ari	2.0070	4250.0	119	43609	No
152	GOM_NL__2PRFIN20100703_161824_00000742090_00469_43609_7474.N1	03-JUL-2010 16:18:24	Dark	74.000	52	16Bet Cet	2.0370	4500.0	148	43609	No
153	GOM_NL__2PRFIN20100703_162223_00000512090_00470_43610_7494.N1	03-JUL-2010 16:22:23	Dark	51.000	84	Alp Phe	2.3970	4500.0	102	43610	No
154	GOM_NL__2PRFIN20100703_162849_00000522090_00470_43610_7495.N1	03-JUL-2010 16:28:49	Straylight	52.000	63	Bet Gru	2.1500	2800.0	104	43610	No
155	GOM_NL__2PRFIN20100703_163049_00000802090_00470_43610_7496.N1	03-JUL-2010 16:30:49	Straylight	79.500	18	24Alp PsA	1.1660	9700.0	159	43610	No
156	GOM_NL__2PRFIN20100703_163342_00000542090_00470_43610_7497.N1	03-JUL-2010 16:33:42	Straylight	54.000	172	Gam Gru	3.0030	13100.	108	43610	No
157	GOM_NL__2PRFIN20100703_164457_00000442090_00470_43610_7498.N1	03-JUL-2010 16:44:57	Bright	43.500	155	41Pi Sgr	2.9000	6600.0	87	43610	No
158	GOM_NL__2PRFIN20100703_165704_00000472090_00470_43610_7499.N1	03-JUL-2010 16:57:04	Bright	46.500	168	17Zet Aql	2.9860	11000.	93	43610	No
159	GOM_NL__2PRFIN20100703_170405_00000472090_00470_43610_7500.N1	03-JUL-2010 17:04:05	Bright	46.500	5	3Alp Lyr	0.033000	11000.	93	43610	No
160	GOM_NL__2PRFIN20100703_170823_00000482090_00470_43610_7501.N1	03-JUL-2010 17:08:23	Bright	47.500	144	18Del Cyg	2.8600	11000.	95	43610	No

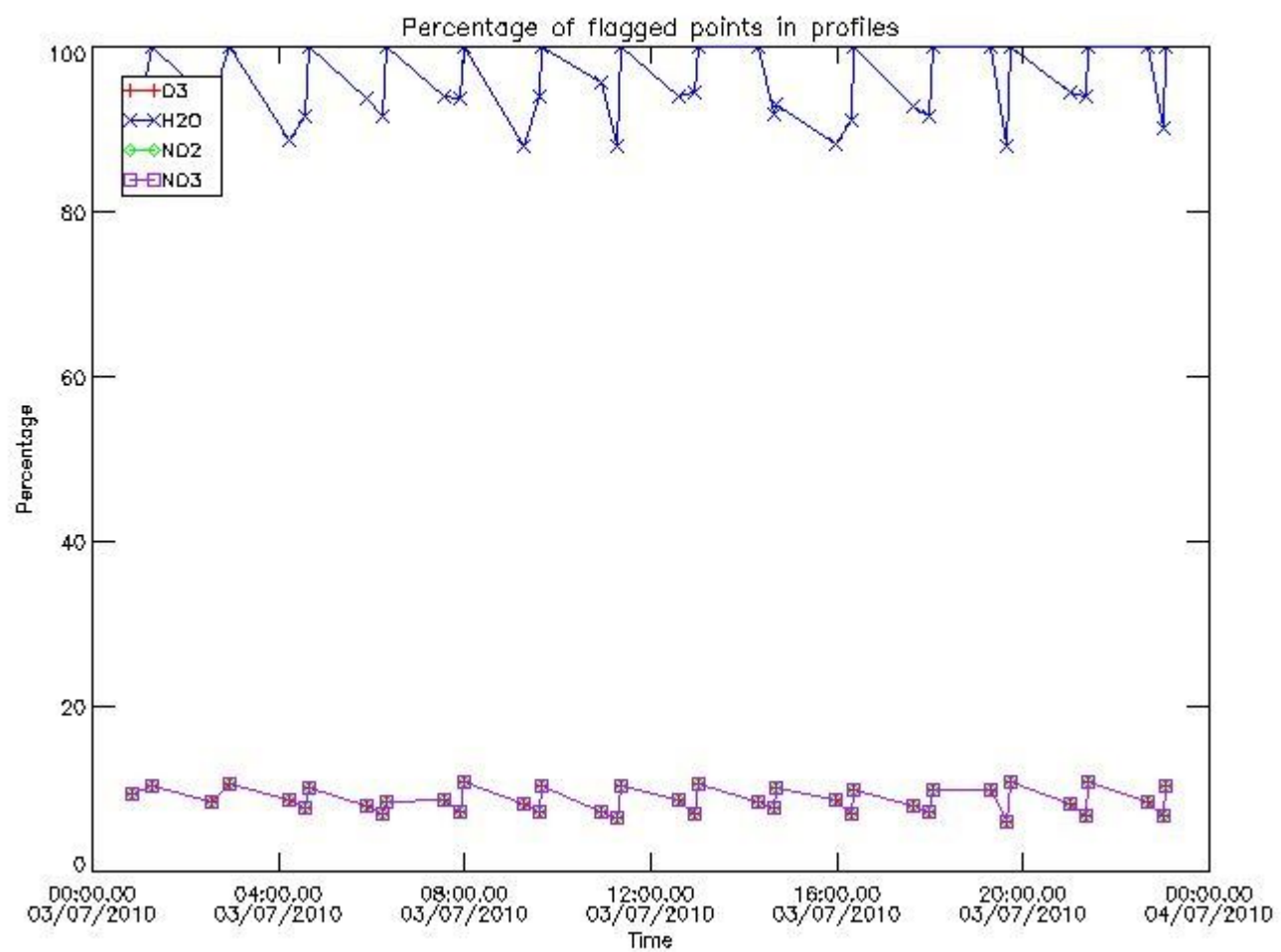
161	GOM_NL__2PRFIN20100703_171150_000000602090_00470_43610_7502.N1	03-JUL-2010 17:11:50	Bright	60.000	19	50Alp Cyg	1.2460	10500.	120	43610	No
162	GOM_NL__2PRFIN20100703_171530_000000462090_00470_43610_7503.N1	03-JUL-2010 17:15:30	Bright	46.000	89	5Alp Cep	2.4510	8000.0	92	43610	No
163	GOM_NL__2PRFIN20100703_172256_000000512090_00470_43610_7504.N1	03-JUL-2010 17:22:56	Bright	50.500	74	11Bet Cas	2.2680	6600.0	101	43610	No
164	GOM_NL__2PRFIN20100703_172436_000000632090_00470_43610_7505.N1	03-JUL-2010 17:24:36	Bright	63.000	110	37Del Cas	2.6780	8900.0	126	43610	No
165	GOM_NL__2PRFIN20100703_173113_000000532090_00470_43610_7506.N1	03-JUL-2010 17:31:13	Bright	53.000	73	57Gam1And	2.2600	13100.	106	43610	No
166	GOM_NL__2PRFIN20100703_173349_000000812090_00470_43610_7507.N1	03-JUL-2010 17:33:49	Tw_i_and_stray	80.500	53	43Bet And	2.0480	3300.0	161	43610	No
167	GOM_NL__2PRFIN20100703_173821_000000642090_00470_43610_7508.N1	03-JUL-2010 17:38:21	Dark	63.500	50	13Alp Ari	2.0070	4250.0	127	43610	No
168	GOM_NL__2PRFIN20100703_175902_000000722090_00470_43610_7509.N1	03-JUL-2010 17:59:02	Dark	71.500	52	16Bet Cet	2.0370	4500.0	143	43610	No
169	GOM_NL__2PRFIN20100703_180301_000000512090_00471_43611_7544.N1	03-JUL-2010 18:03:01	Dark	51.000	84	Alp Phe	2.3970	4500.0	102	43611	No
170	GOM_NL__2PRFIN20100703_180927_000000512090_00471_43611_7545.N1	03-JUL-2010 18:09:27	Straylight	50.500	63	Bet Gru	2.1500	2800.0	101	43611	No
171	GOM_NL__2PRFIN20100703_181127_000000772090_00471_43611_7546.N1	03-JUL-2010 18:11:27	Straylight	77.000	18	24Alp PsA	1.1660	9700.0	154	43611	No
172	GOM_NL__2PRFIN20100703_181419_000000552090_00471_43611_7547.N1	03-JUL-2010 18:14:19	Straylight	55.000	172	Gam Gru	3.0030	13100.	110	43611	No
173	GOM_NL__2PRFIN20100703_182533_000000442090_00471_43611_7548.N1	03-JUL-2010 18:25:33	Bright	44.000	155	41Pi Sgr	2.9000	6600.0	88	43611	No
174	GOM_NL__2PRFIN20100703_183739_000000472090_00471_43611_7549.N1	03-JUL-2010 18:37:39	Bright	47.000	168	17Zet Aql	2.9860	11000.	94	43611	No
175	GOM_NL__2PRFIN20100703_184441_000000462090_00471_43611_7550.N1	03-JUL-2010 18:44:41	Bright	45.500	5	3Alp Lyr	0.033000	11000.	91	43611	No
176	GOM_NL__2PRFIN20100703_184858_000000482090_00471_43611_7551.N1	03-JUL-2010 18:48:58	Bright	48.000	144	18Del Cyg	2.8600	11000.	96	43611	No
177	GOM_NL__2PRFIN20100703_185225_000000692090_00471_43611_7552.N1	03-JUL-2010 18:52:25	Bright	68.500	19	50Alp Cyg	1.2460	10500.	137	43611	No
178	GOM_NL__2PRFIN20100703_185605_000000442090_00471_43611_7553.N1	03-JUL-2010 18:56:05	Bright	44.000	89	5Alp Cep	2.4510	8000.0	88	43611	No
179	GOM_NL__2PRFIN20100703_190331_000000512090_00471_43611_7554.N1	03-JUL-2010 19:03:31	Bright	50.500	74	11Bet Cas	2.2680	6600.0	101	43611	No
180	GOM_NL__2PRFIN20100703_190512_000000432090_00471_43611_7555.N1	03-JUL-2010 19:05:12	Bright	43.000	110	37Del Cas	2.6780	8900.0	86	43611	No
181	GOM_NL__2PRFIN20100703_191149_000000552090_00471_43611_7556.N1	03-JUL-2010 19:11:49	Bright	54.500	73	57Gam1And	2.2600	13100.	109	43611	No
182	GOM_NL__2PRFIN20100703_191425_000000702090_00471_43611_7557.N1	03-JUL-2010 19:14:25	Tw_i_and_stray	70.000	53	43Bet And	2.0480	3300.0	140	43611	No
183	GOM_NL__2PRFIN20100703_191858_000000682090_00471_43611_7558.N1	03-JUL-2010 19:18:58	Dark	67.500	50	13Alp Ari	2.0070	4250.0	135	43611	No
184	GOM_NL__2PRFIN20100703_193940_000000842090_00471_43611_7559.N1	03-JUL-2010 19:39:40	Dark	83.500	52	16Bet Cet	2.0370	4500.0	167	43611	No
185	GOM_NL__2PRFIN20100703_194337_000000482090_00472_43612_7575.N1	03-JUL-2010 19:43:37	Dark	47.500	84	Alp Phe	2.3970	4500.0	95	43612	No
186	GOM_NL__2PRFIN20100703_195003_000000562090_00472_43612_7576.N1	03-JUL-2010 19:50:03	Straylight	56.000	63	Bet Gru	2.1500	2800.0	112	43612	No
187	GOM_NL__2PRFIN20100703_195205_000000932090_00472_43612_7577.N1	03-JUL-2010 19:52:05	Straylight	93.000	18	24Alp PsA	1.1660	9700.0	186	43612	No
188	GOM_NL__2PRFIN20100703_195456_000000542090_00472_43612_7578.N1	03-JUL-2010 19:54:56	Straylight	54.000	172	Gam Gru	3.0030	13100.	108	43612	No
189	GOM_NL__2PRFIN20100703_200609_000000452090_00472_43612_7579.N1	03-JUL-2010 20:06:09	Bright	45.000	155	41Pi Sgr	2.9000	6600.0	90	43612	No
190	GOM_NL__2PRFIN20100703_201815_000000472090_00472_43612_7580.N1	03-JUL-2010 20:18:15	Bright	47.000	168	17Zet Aql	2.9860	11000.	94	43612	No
191	GOM_NL__2PRFIN20100703_202516_000000412090_00472_43612_7581.N1	03-JUL-2010 20:25:16	Bright	40.500	5	3Alp Lyr	0.033000	11000.	81	43612	No
192	GOM_NL__2PRFIN20100703_202933_000000482090_00472_43612_7582.N1	03-JUL-2010 20:29:33	Bright	48.000	144	18Del Cyg	2.8600	11000.	96	43612	No
193	GOM_NL__2PRFIN20100703_203300_000000602090_00472_43612_7583.N1	03-JUL-2010 20:33:00	Bright	59.500	19	50Alp Cyg	1.2460	10500.	119	43612	No
194	GOM_NL__2PRFIN20100703_203640_000000462090_00472_43612_7584.N1	03-JUL-2010 20:36:40	Bright	45.500	89	5Alp Cep	2.4510	8000.0	91	43612	No
195	GOM_NL__2PRFIN20100703_204406_000000492090_00472_43612_7585.N1	03-JUL-2010 20:44:06	Bright	48.500	74	11Bet Cas	2.2680	6600.0	97	43612	No
196	GOM_NL__2PRFIN20100703_204547_000000412090_00472_43612_7586.N1	03-JUL-2010 20:45:47	Bright	41.000	110	37Del Cas	2.6780	8900.0	82	43612	No
197	GOM_NL__2PRFIN20100703_205225_000000542090_00472_43612_7587.N1	03-JUL-2010 20:52:25	Bright	54.000	73	57Gam1And	2.2600	13100.	108	43612	No
198	GOM_NL__2PRFIN20100703_205501_000000742090_00472_43612_7588.N1	03-JUL-2010 20:55:01	Tw_i_and_stray	73.500	53	43Bet And	2.0480	3300.0	147	43612	No
199	GOM_NL__2PRFIN20100703_205934_000000622090_00472_43612_7589.N1	03-JUL-2010 20:59:34	Dark	62.000	50	13Alp Ari	2.0070	4250.0	124	43612	No
200	GOM_NL__2PRFIN20100703_212018_000000762090_00472_43612_7590.N1	03-JUL-2010 21:20:18	Dark	76.000	52	16Bet Cet	2.0370	4500.0	152	43612	No
201	GOM_NL__2PRFIN20100703_212415_000000472090_00473_43613_7588.N1	03-JUL-2010 21:24:15	Dark	47.000	84	Alp Phe	2.3970	4500.0	94	43613	No
202	GOM_NL__2PRFIN20100703_213040_000000502090_00473_43613_7589.N1	03-JUL-2010 21:30:40	Straylight	49.500	63	Bet Gru	2.1500	2800.0	99	43613	No
203	GOM_NL__2PRFIN20100703_213242_000000762090_00473_43613_7590.N1	03-JUL-2010 21:32:42	Straylight	75.500	18	24Alp PsA	1.1660	9700.0	151	43613	No
204	GOM_NL__2PRFIN20100703_213533_000000562090_00473_43613_7591.N1	03-JUL-2010 21:35:33	Straylight	56.000	172	Gam Gru	3.0030	13100.	112	43613	No
205	GOM_NL__2PRFIN20100703_214645_000000452090_00473_43613_7592.N1	03-JUL-2010 21:46:45	Bright	45.000	155	41Pi Sgr	2.9000	6600.0	90	43613	No
206	GOM_NL__2PRFIN20100703_215850_000000482090_00473_43613_7593.N1	03-JUL-2010 21:58:50	Bright	48.000	168	17Zet Aql	2.9860	11000.	96	43613	No
207	GOM_NL__2PRFIN20100703_220551_000000412090_00473_43613_7594.N1	03-JUL-2010 22:05:51	Bright	40.500	5	3Alp Lyr	0.033000	11000.	81	43613	No
208	GOM_NL__2PRFIN20100703_221008_000000482090_00473_43613_7595.N1	03-JUL-2010 22:10:08	Bright	47.500	144	18Del Cyg	2.8600	11000.	95	43613	No
209	GOM_NL__2PRFIN20100703_221335_000000612090_00473_43613_7596.N1	03-JUL-2010 22:13:35	Bright	61.000	19	50Alp Cyg	1.2460	10500.	122	43613	No
210	GOM_NL__2PRFIN20100703_221716_000000432090_00473_43613_7597.N1	03-JUL-2010 22:17:16	Bright	43.000	89	5Alp Cep	2.4510	8000.0	86	43613	No
211	GOM_NL__2PRFIN20100703_222442_000000502090_00473_43613_7598.N1	03-JUL-2010 22:24:42	Bright	50.000	74	11Bet Cas	2.2680	6600.0	100	43613	No
212	GOM_NL__2PRFIN20100703_222623_000000632090_00473_43613_7599.N1	03-JUL-2010 22:26:23	Bright	63.000	110	37Del Cas	2.6780	8900.0	126	43613	No
213	GOM_NL__2PRFIN20100703_223301_000000522090_00473_43613_7600.N1	03-JUL-2010 22:33:01	Bright	52.000	73	57Gam1And	2.2600	13100.	104	43613	No
214	GOM_NL__2PRFIN20100703_223537_000000742090_00473_43613_7601.N1	03-JUL-2010 22:35:37	Tw_i_and_stray	74.000	53	43Bet And	2.0480	3300.0	148	43613	No
215	GOM_NL__2PRFIN20100703_224010_000000602090_00473_43613_7602.N1	03-JUL-2010 22:40:10	Dark	59.500	50	13Alp Ari	2.0070	4250.0	119	43613	No
216	GOM_NL__2PRFIN20100703_230055_000000762090_00473_43613_7603.N1	03-JUL-2010 23:00:55	Dark	76.000	52	16Bet Cet	2.0370	4500.0	152	43613	No
217	GOM_NL__2PRFIN20100703_230451_000000492090_00474_43614_7604.N1	03-JUL-2010 23:04:51	Dark	49.000	84	Alp Phe	2.3970	4500.0	98	43614	No
218	GOM_NL__2PRFIN20100703_231117_000000542090_00474_43614_7605.N1	03-JUL-2010 23:11:17	Straylight	53.500	63	Bet Gru	2.1500	2800.0	107	43614	No
219	GOM_NL__2PRFIN20100703_231320_000000822090_00474_43614_7606.N1	03-JUL-2010 23:13:20	Straylight	81.500	18	24Alp PsA	1.1660	9700.0	163	43614	No

220	GOM_NL__2PRFIN20100703_231610_000000552090_00474_43614_7607.N1	03-JUL-2010 23:16:10	Straylight	54.500	172	Gam Gru	3.0030	13100.	109	43614	No
221	GOM_NL__2PRFIN20100703_232721_000000442090_00474_43614_7608.N1	03-JUL-2010 23:27:21	Bright	43.500	155	41Pi Sgr	2.9000	6600.0	87	43614	No
222	GOM_NL__2PRFIN20100703_233925_000000482090_00474_43614_7609.N1	03-JUL-2010 23:39:25	Bright	48.000	168	17Zet Aql	2.9860	11000.	96	43614	No
223	GOM_NL__2PRFIN20100703_234627_000000422090_00474_43614_7610.N1	03-JUL-2010 23:46:27	Bright	42.000	5	3Alp Lyr	0.033000	11000.	84	43614	No
224	GOM_NL__2PRFIN20100703_235043_000000472090_00474_43614_7611.N1	03-JUL-2010 23:50:43	Bright	47.000	144	18Del Cyg	2.8600	11000.	94	43614	No
225	GOM_NL__2PRFIN20100703_235409_000000602090_00474_43614_7612.N1	03-JUL-2010 23:54:09	Bright	59.500	19	50Alp Cyg	1.2460	10500.	119	43614	No
226	GOM_NL__2PRFIN20100703_235750_000000422090_00474_43614_7613.N1	03-JUL-2010 23:57:50	Bright	42.000	89	5Alp Cep	2.4510	8000.0	84	43614	No

3. Quality information per product

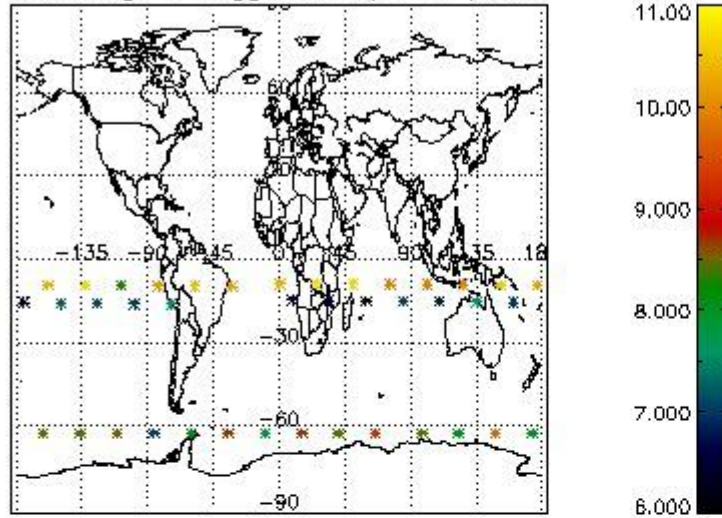
In this section it is plotted some information contained in the Quality Summary data set of the level 2 products. Only products in dark limb conditions and without errors (error flag in the MPH set to "0") are used.

3.1 Plot quality information per product (time dependant)

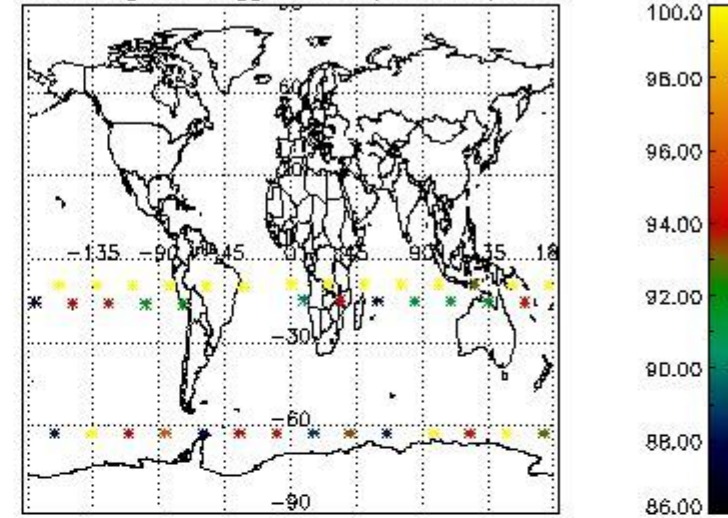


3.2 Plot quality information per product (world map)

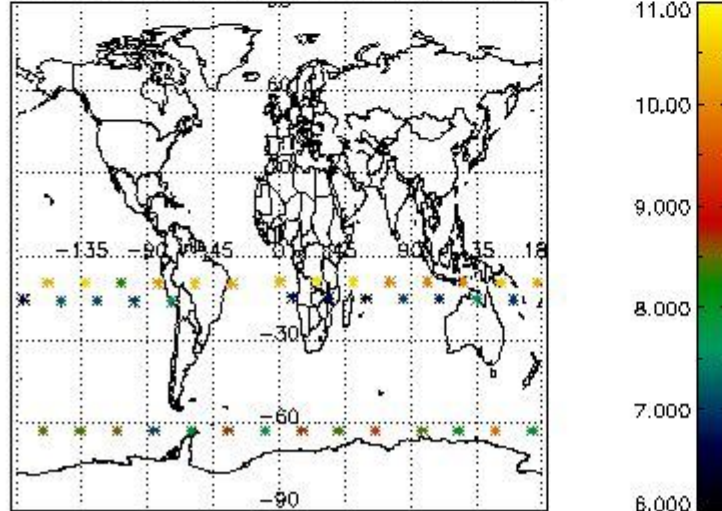
Percentage of flagged data per O3 profile



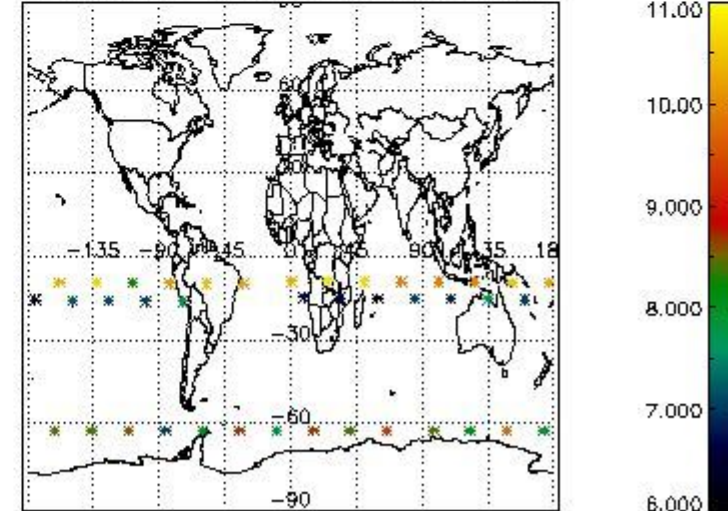
Percentage of flagged data per H2O profile



Percentage of flagged data per NO2 profile



Percentage of flagged data per NO3 profile

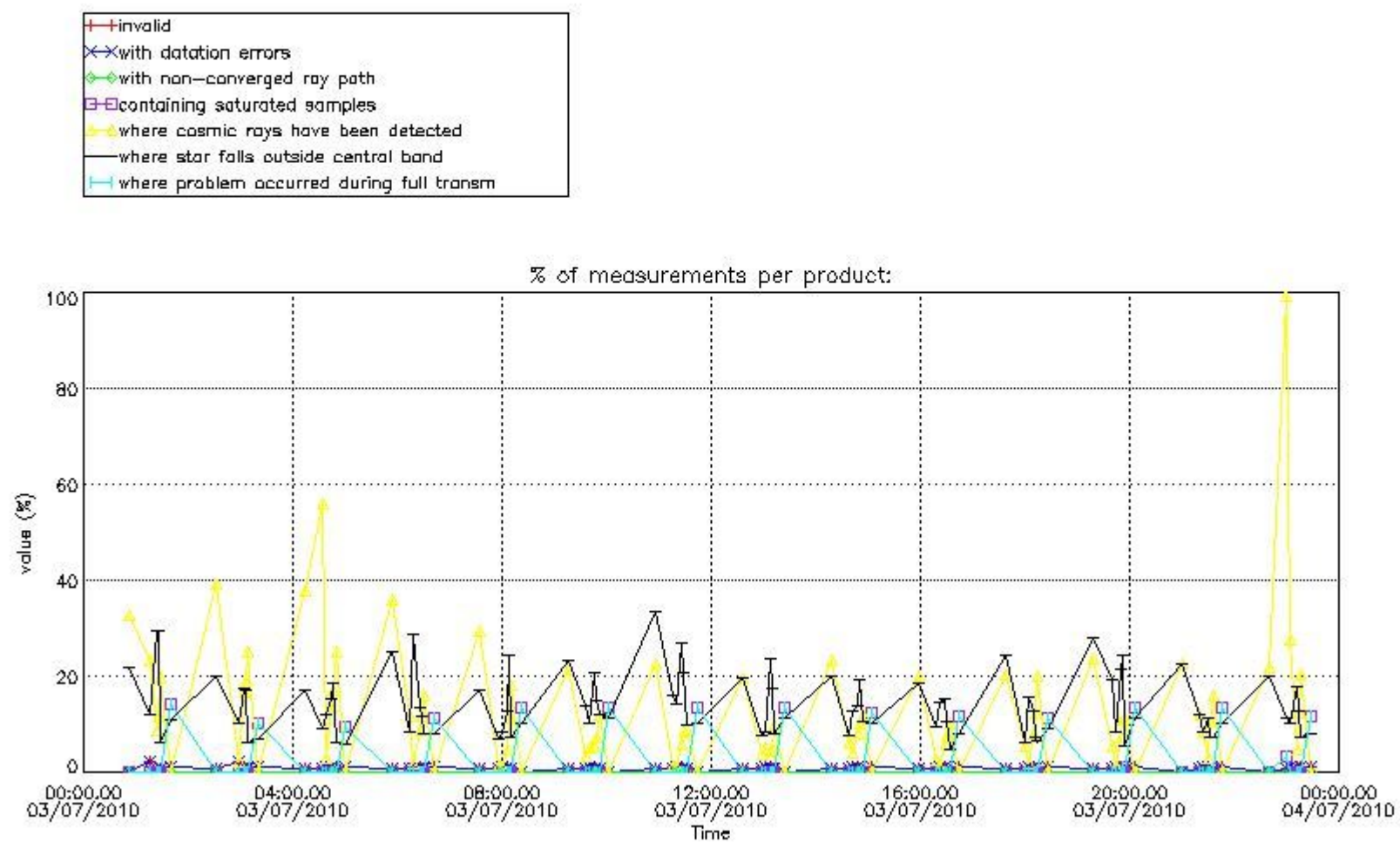


4. Level 1 quality information per product

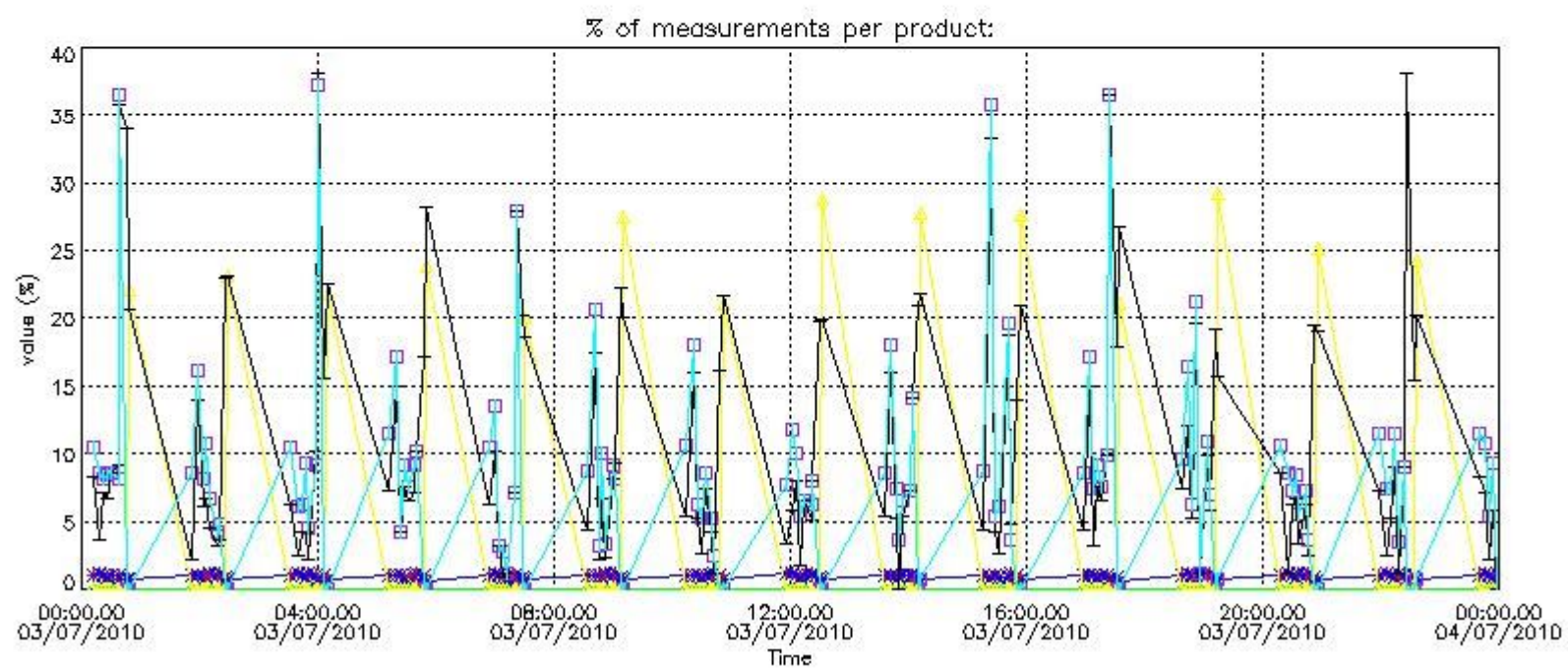
In this section it is plotted some information contained in the Quality Summary data set of the level 2 products that comes from the level 1b processing. Products without errors (error flag in the MPH set to "0") are used.

4.1 Plot quality information per product (time dependant) coming from level 1b processing

4.1.1 Plot level 1 quality information per product (time dependant): ENVISAT ASCENDING passes

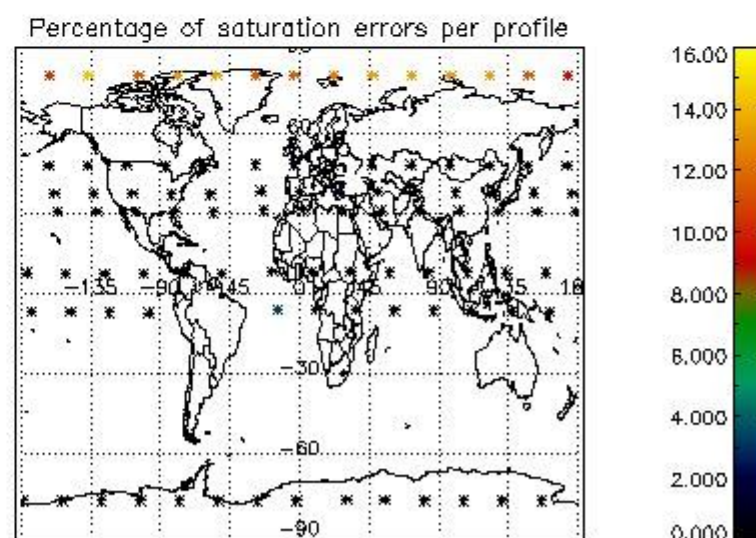
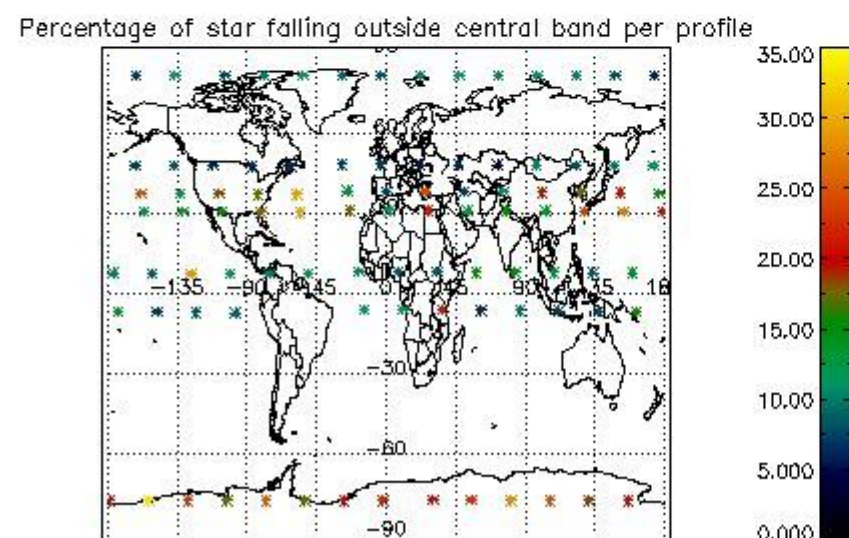
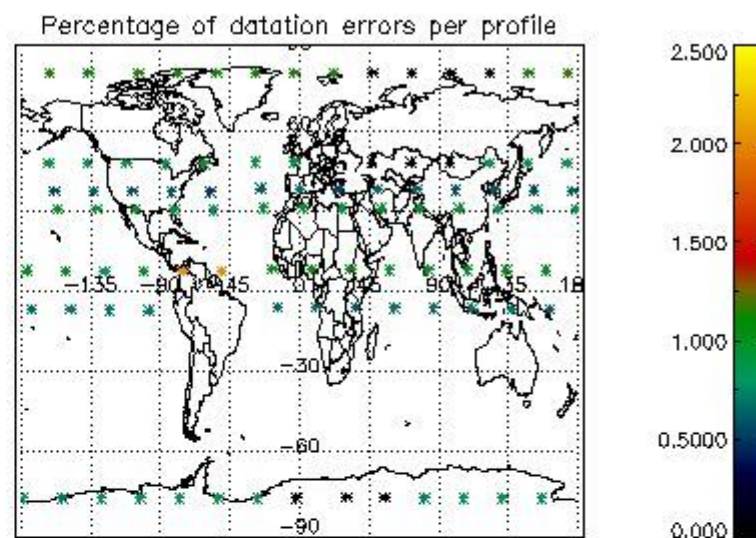
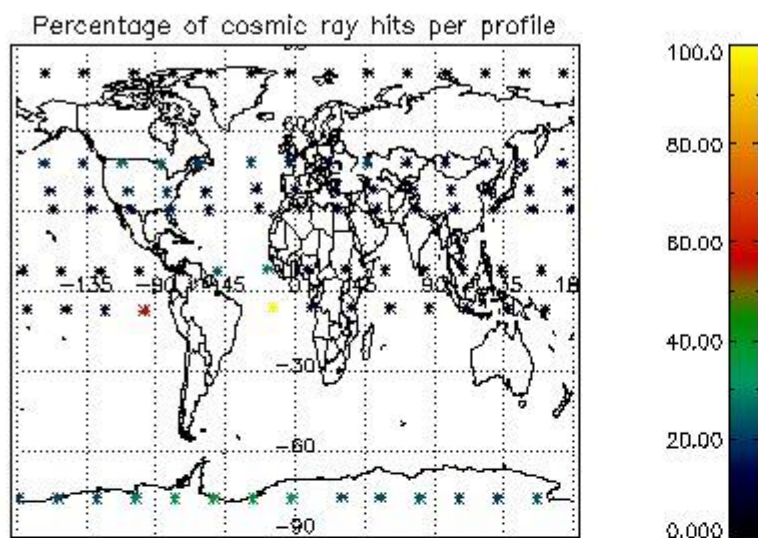


4.1.2 Plot level 1 quality information per product (time dependant): ENVI SAT DESCENDING passes

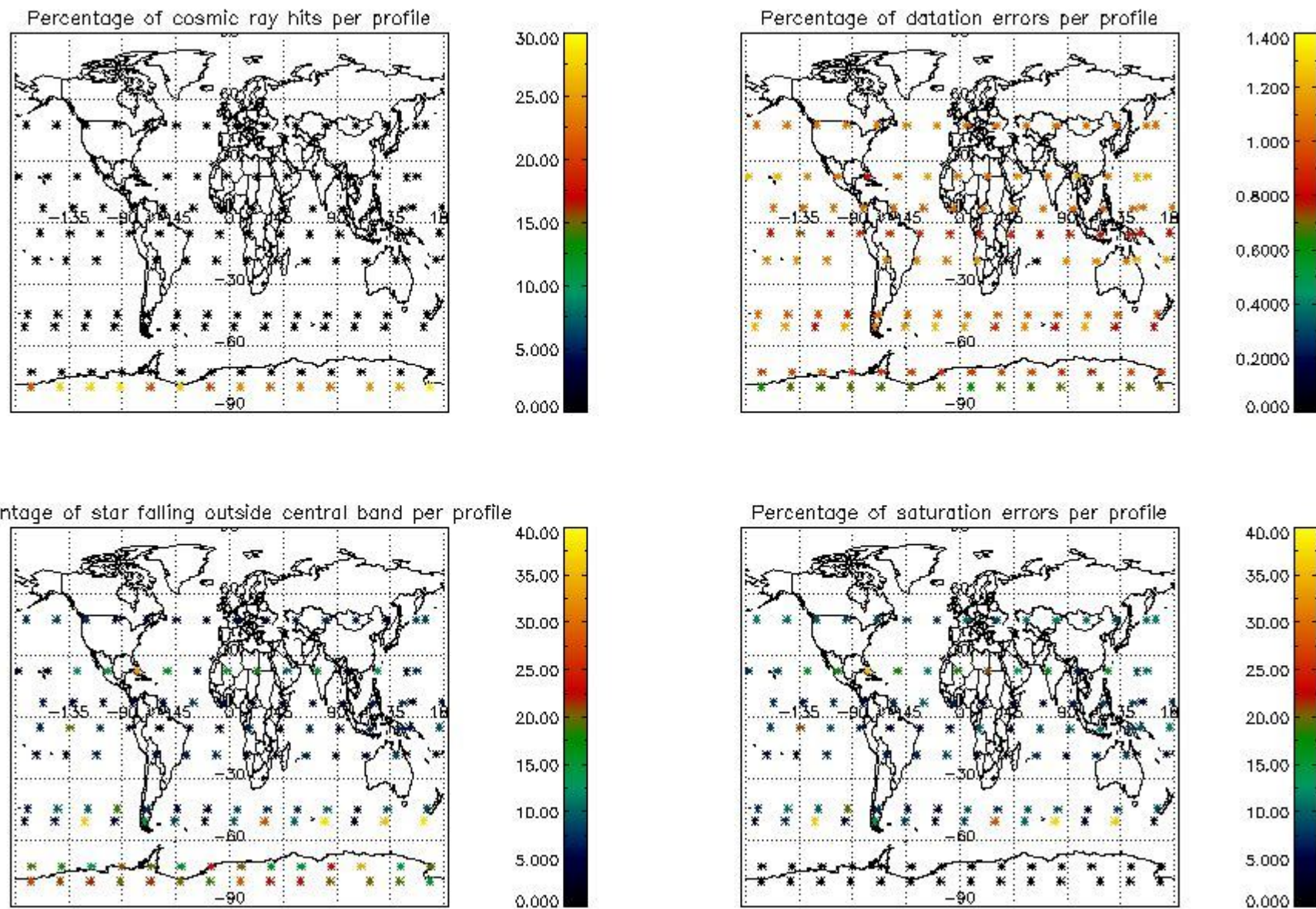


4.2 Plot quality information per product coming from level 1b processing (world map)

4.2.1 Plot level 1 quality information per product (world map): ENVISAT ASCENDING passes



4.2.2 Plot level 1 quality information per product (world map): ENVISAT DESCENDING passes



5. Trace gas profiles

5.1 Ozone statistics based on quality of products

The final quality of the products can be "measured" using the STD (Standard Deviation) attached to every point profile. This information is written to the parameter GOM_NL__2P/NL_LOCAL_SPECIES_DENSITY/o3_std of the level 2 products. The table below shows the statistics for given STD ranges.

The statistics are given with respect to the overall valid production:

- Products without fatal errors: GOM_NL__2P/MPH/PRODUCT_ERR=0
- Valid point profile: GOM_NL__2P/NL_LOCAL_SPECIES_DENSITY/pcd(0)=0

The 'Criteria' is applied to valid points of dark limb products:

- Products in dark limb illumination condition: GOM_NL__2P/NL_SUMMARY_QUALITY/obs_ill_cond=0
- Products without fatal errors: GOM_NL__2P/MPH/PRODUCT_ERR=0
- Valid point profile: GOM_NL__2P/NL_LOCAL_SPECIES_DENSITY/pcd(0)=0

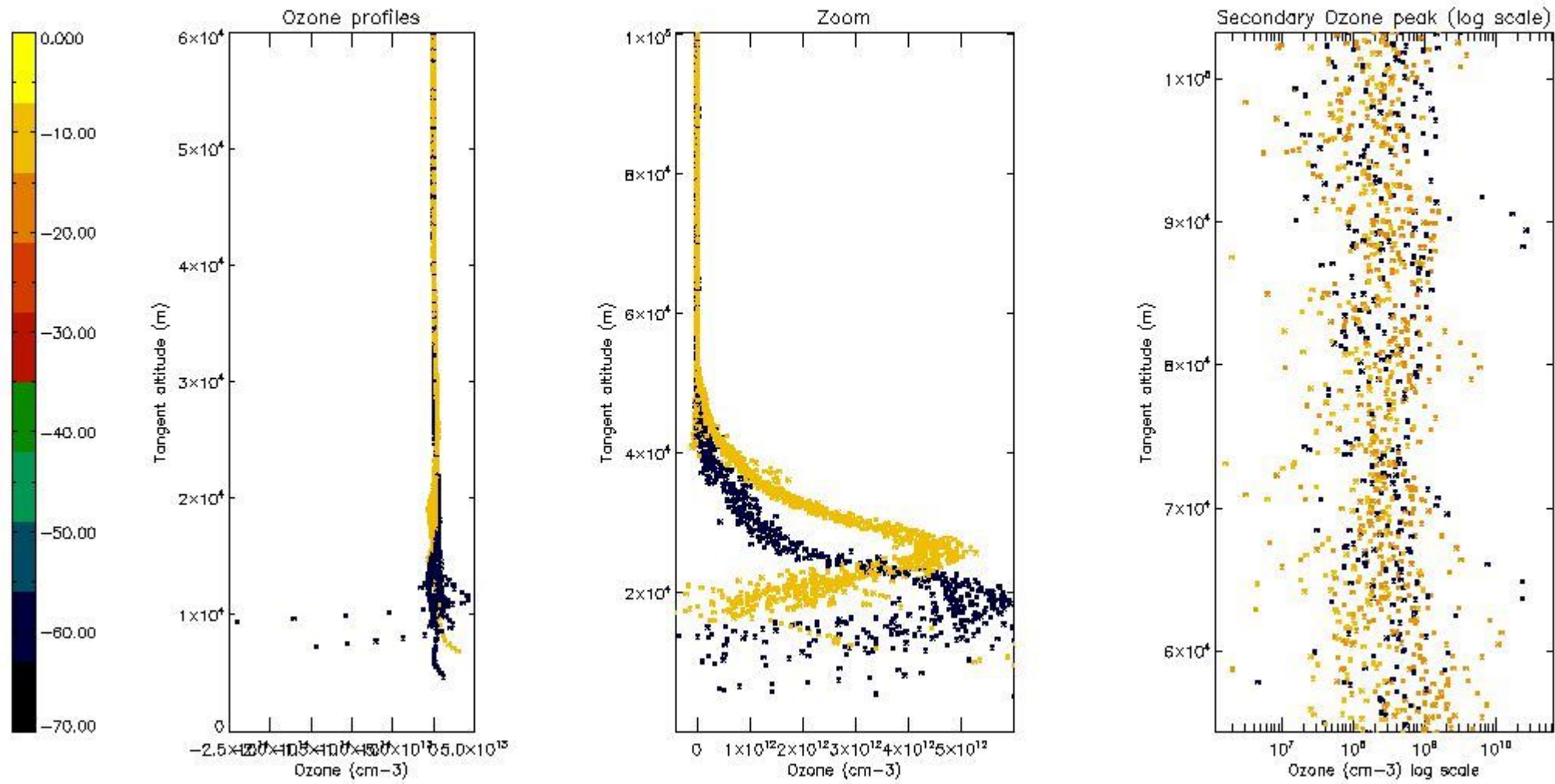
So, the table below shows the percentage of dark limb and valid observations for each criteria with respect to the overall valid daily observations.

Criteria	% of total production
All STD	20
STD < 20	6

STD < 10	3
STD < 5	1

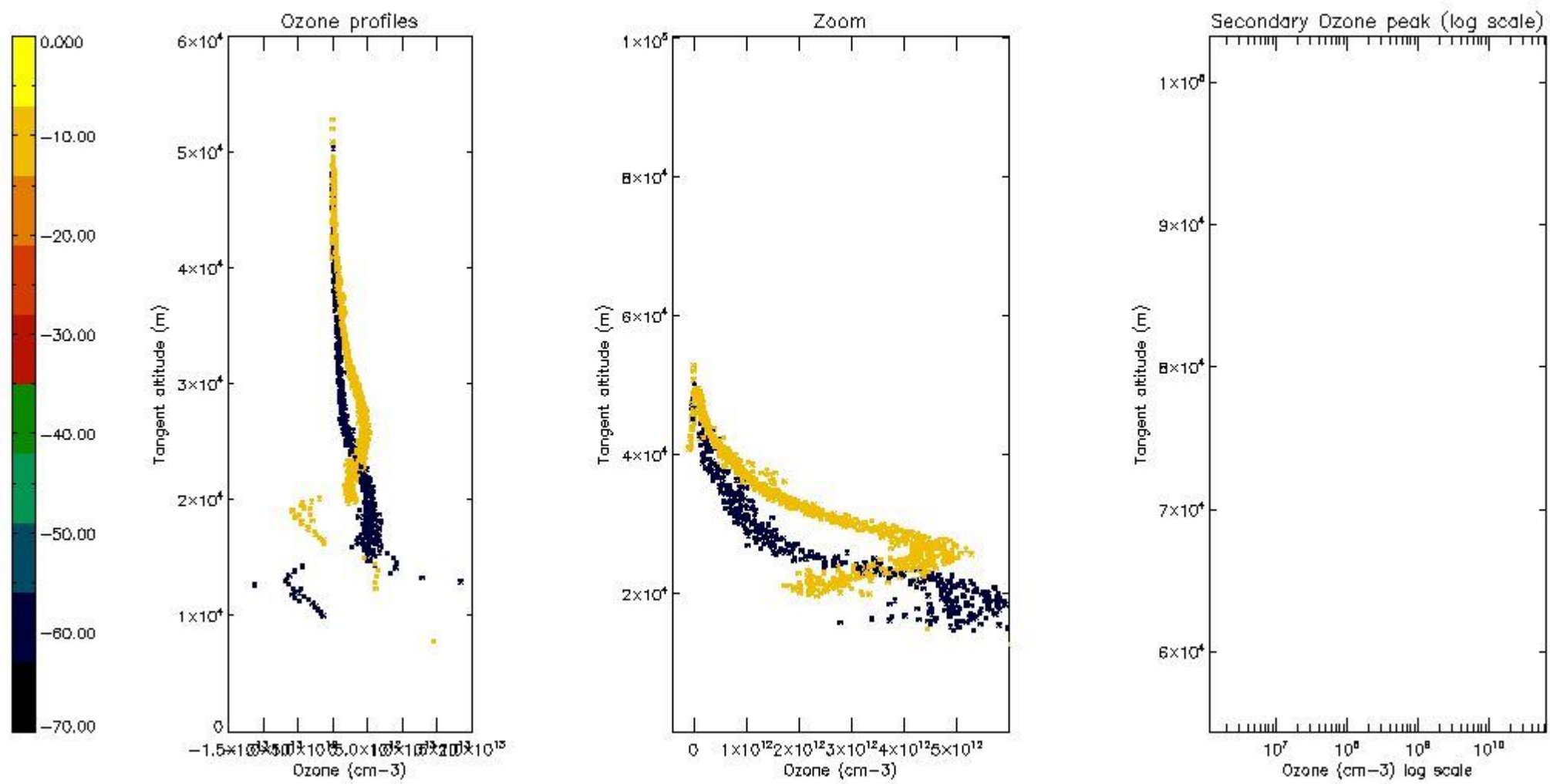
5.2 Plot ozone profiles for all STD (dark without errors)

The colorbar represents the latitude.



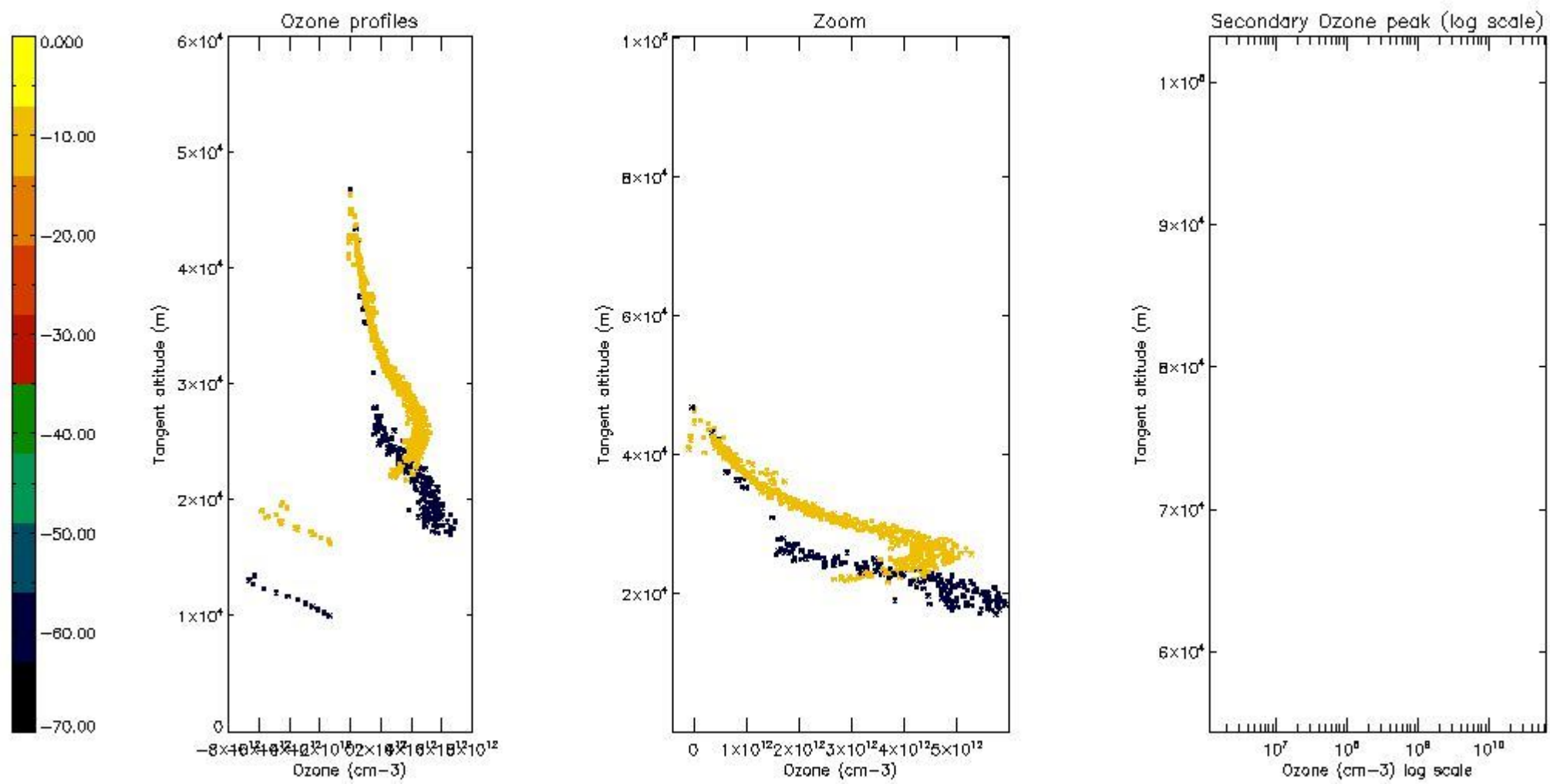
5.3 Plot ozone profiles where STD < 20% (dark without errors)

The colorbar represents the latitude.



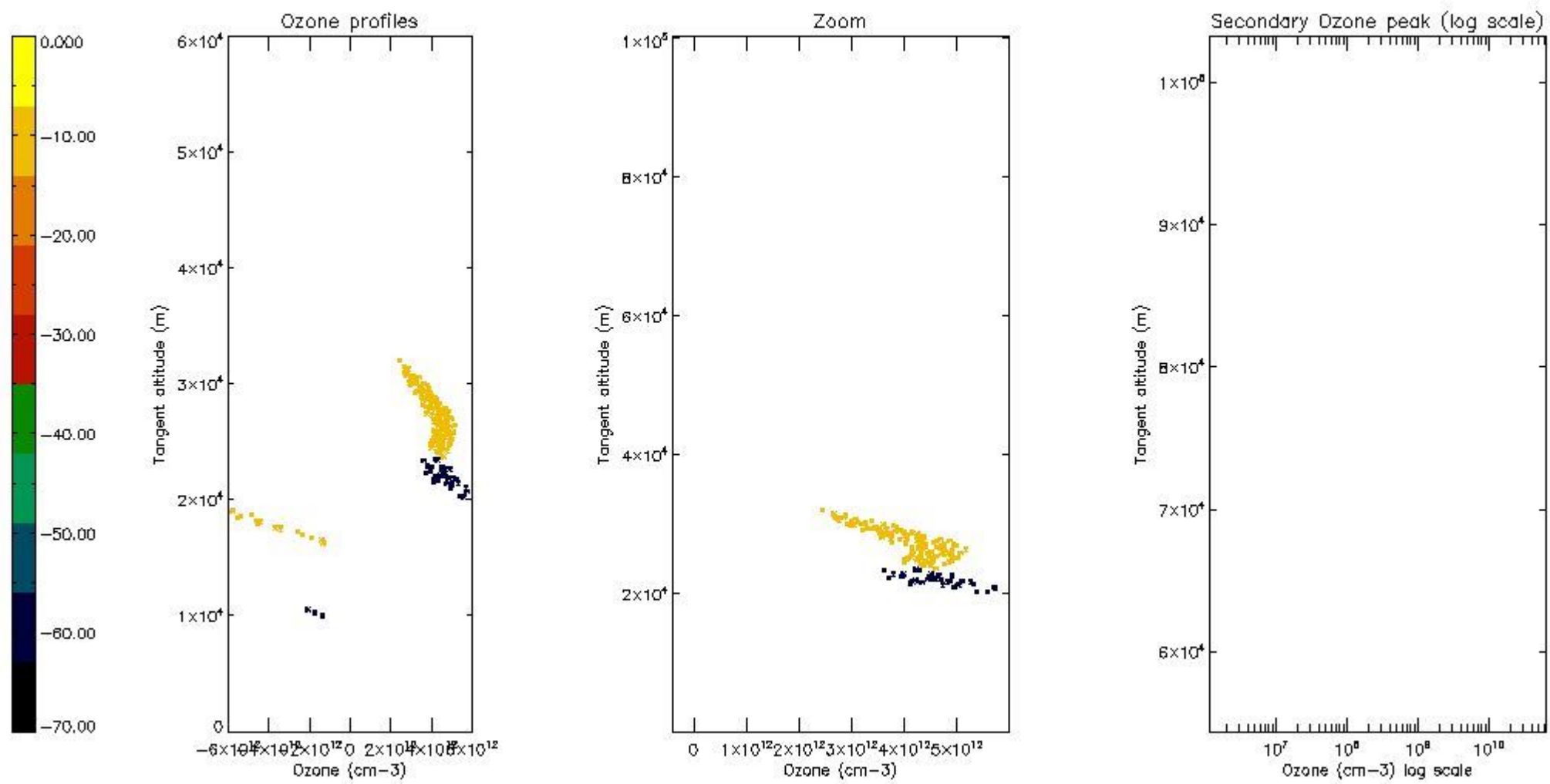
5.4 Plot ozone profiles where STD < 10% (dark without errors)

The colorbar represents the latitude.



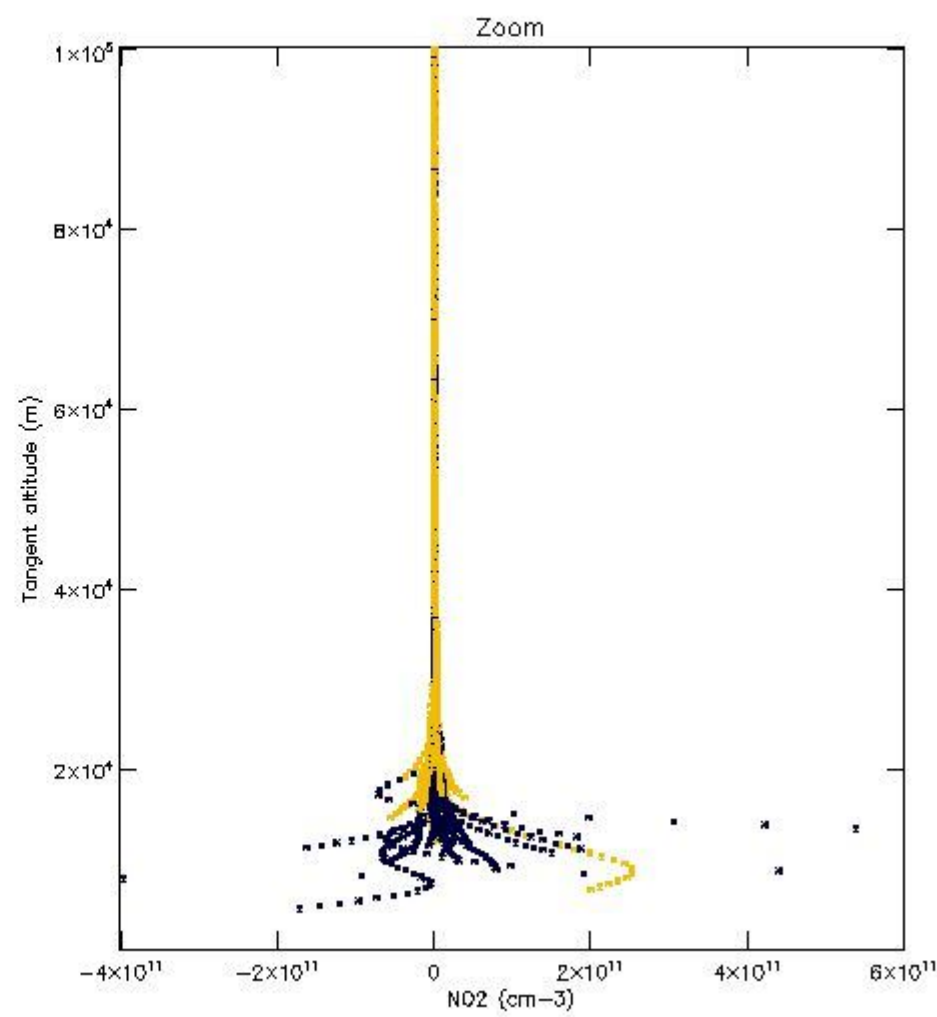
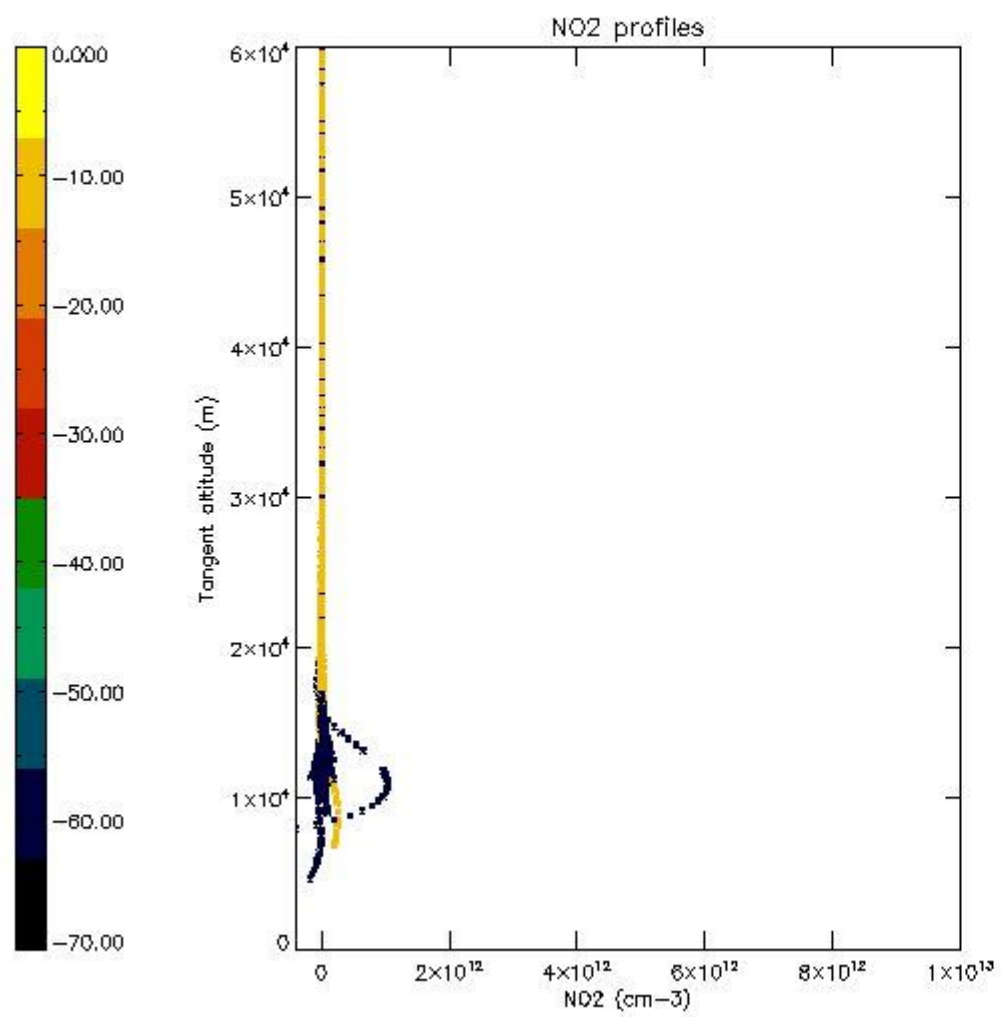
5.5 Plot ozone profiles where $STD < 5\%$ (dark without errors)

The colorbar represents the latitude.



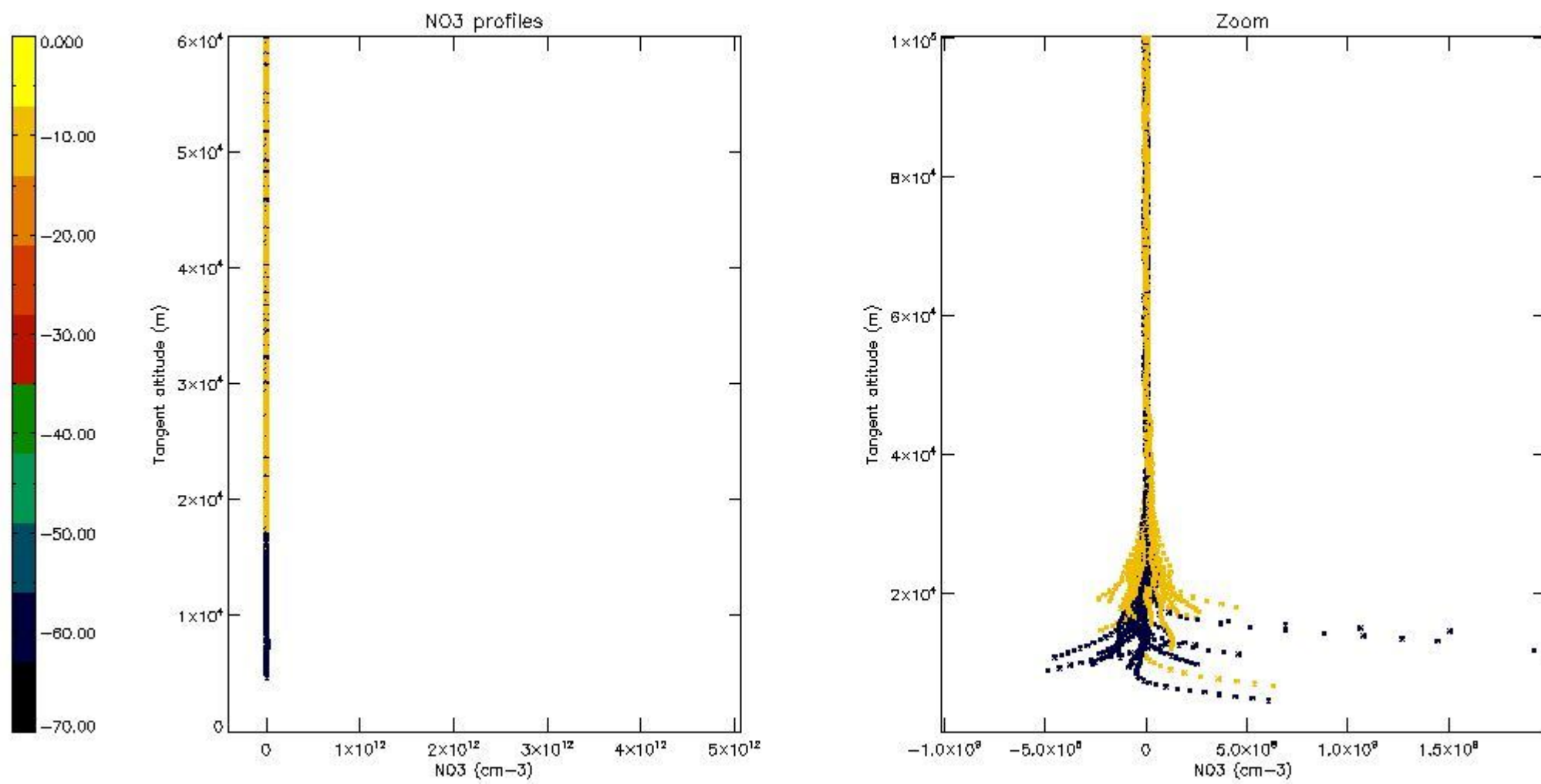
5.6 Plot NO₂ profiles for all STD (dark without errors)

The colorbar represents the latitude.



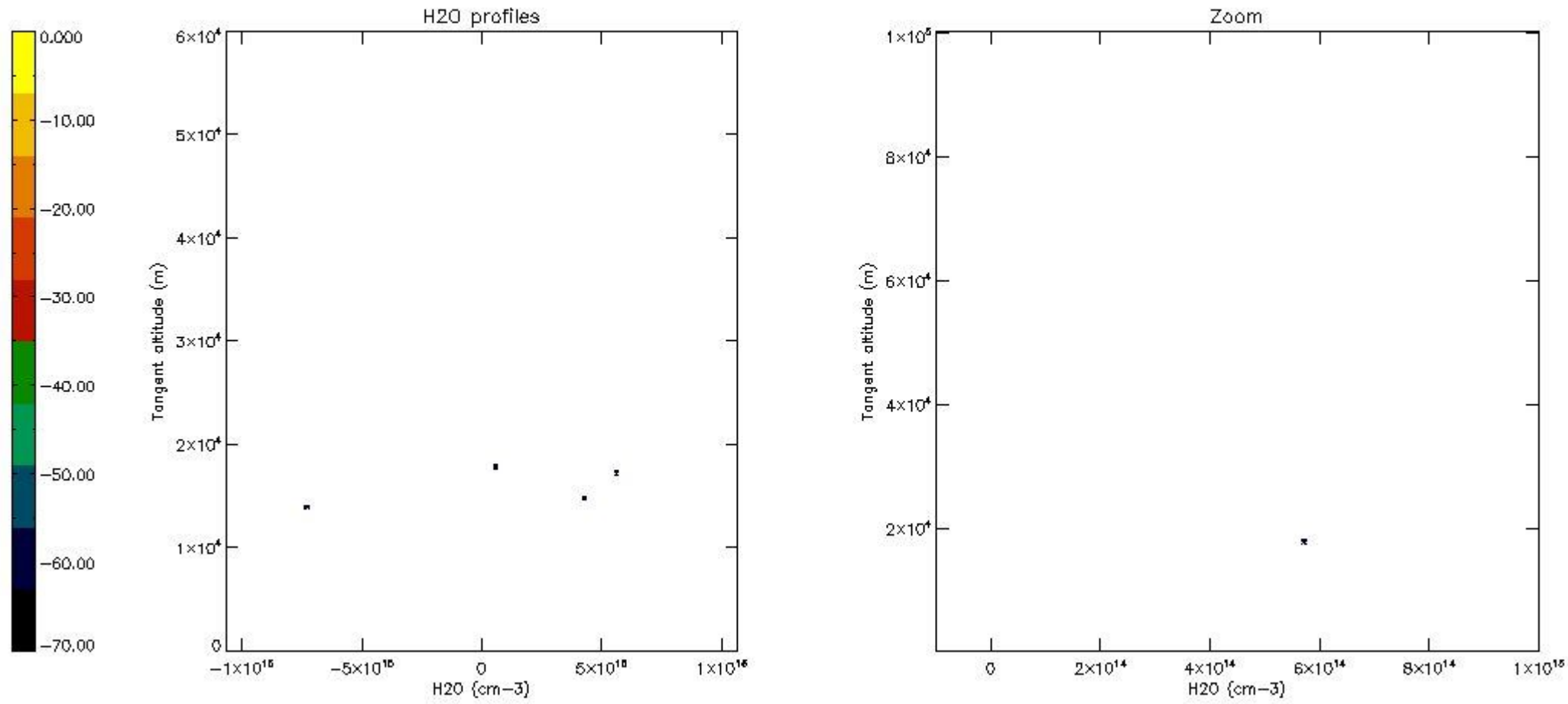
5.7 Plot NO3 profiles for all STD (dark without errors)

The colorbar represents the latitude.



5.8 Plot H2O profiles for all STD (only for occultations of stars 1,2,3,4,13,14,16,26,63 dark without errors)

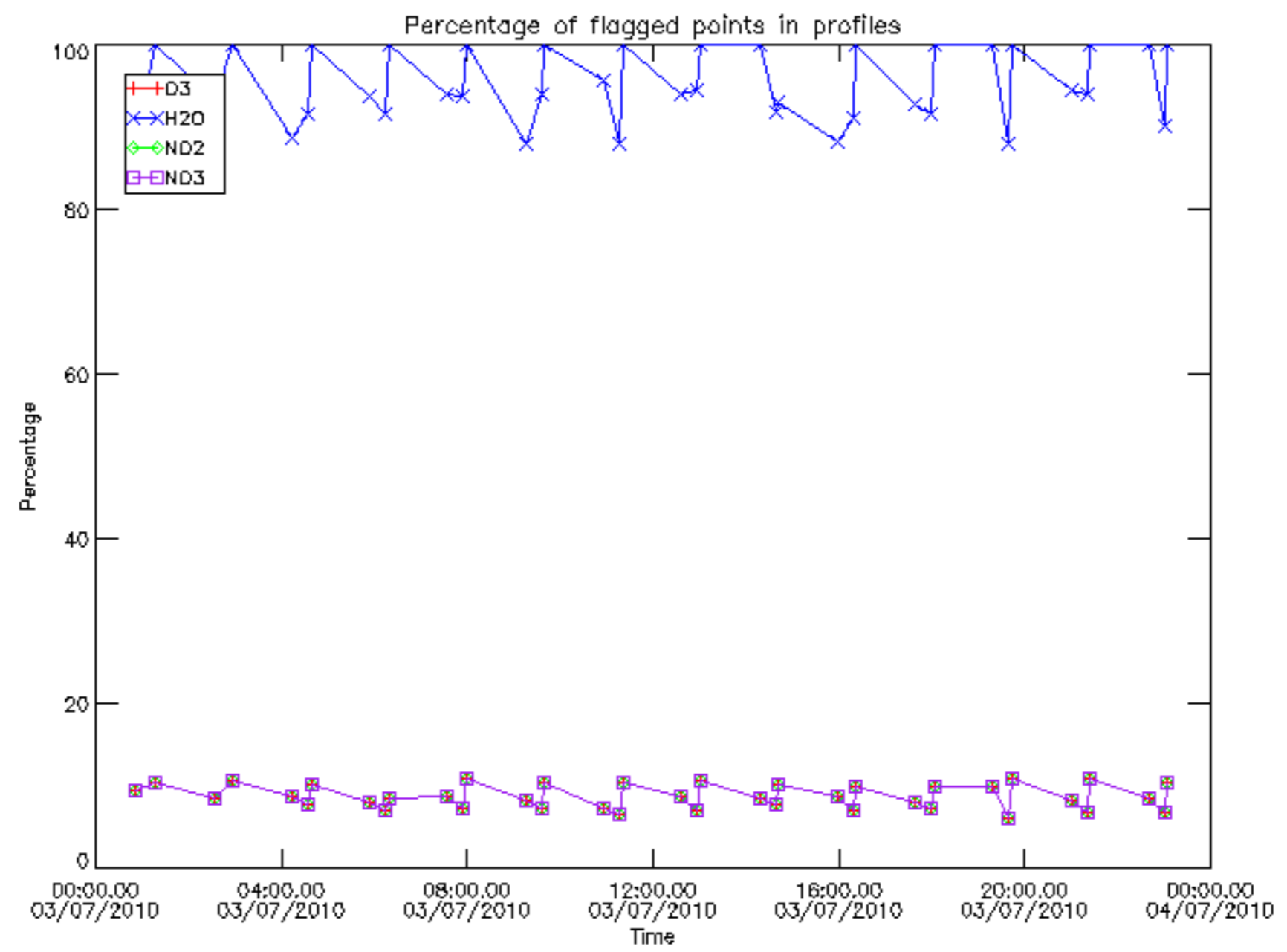
The colorbar represents the latitude.



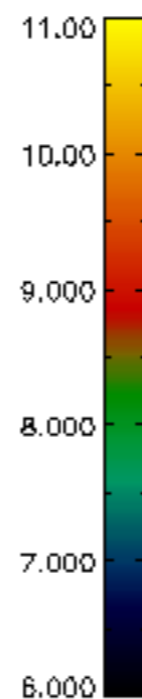
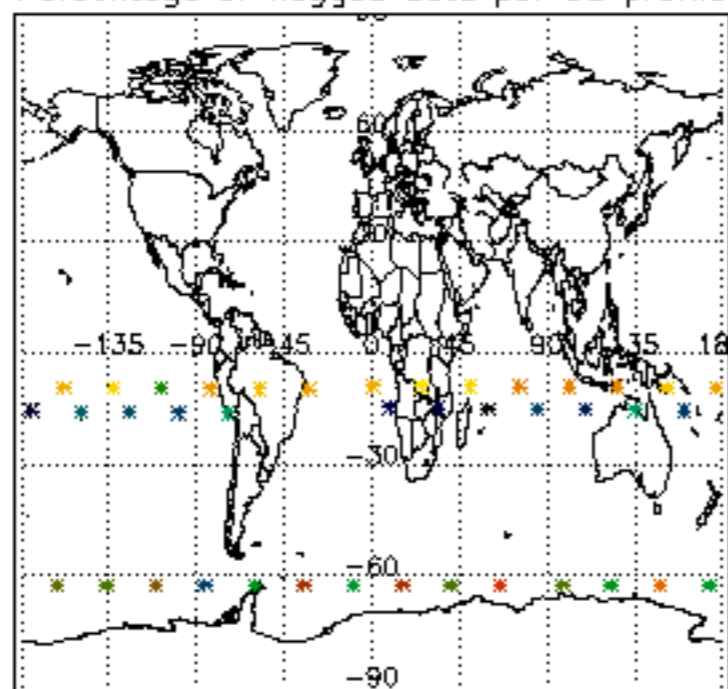
6. Auxiliary Data Files used for the production reported in section 2

The number reported in the third column indicates since which file (see list in section 2) the corresponding auxiliary file has been used. The fourth column is the date of those product files.

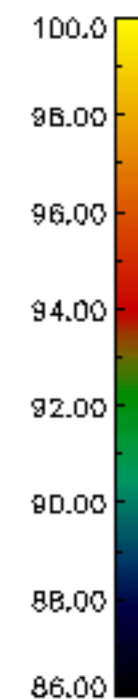
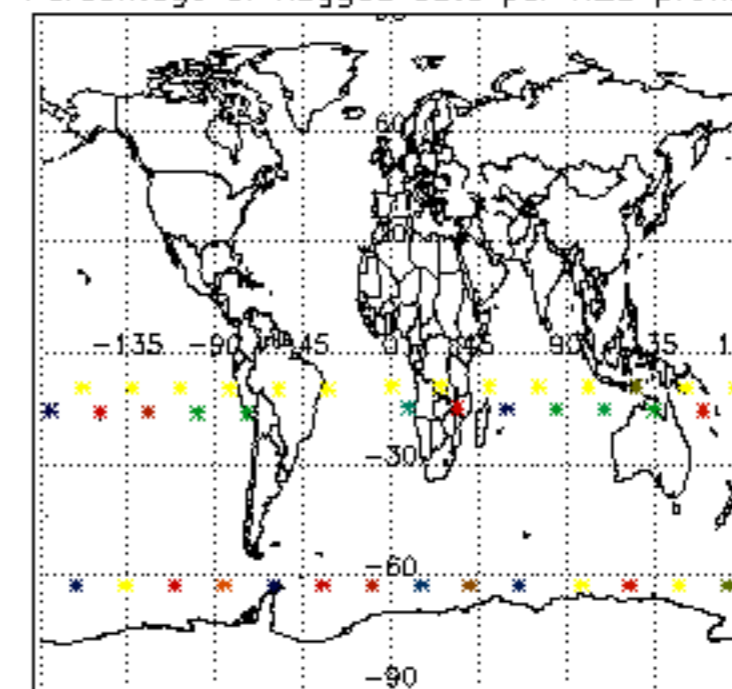
Type	Auxiliary Filename	Used since product	Used since product date
INST_PHYS_CHARACTERISTICS	GOM_INS_AXVIEC20091111_143220_20030716_120000_20500101_000000	1	03-JUL-2010 00:11:09
LEVEL-2_PROC_CONFIG	GOM_PR2_AXVIEC20091111_152718_20020301_000000_20500101_000000	1	03-JUL-2010 00:11:09
CROSS_SECTIONS_FILE	GOM_CRS_AXVIEC20091111_154832_20020301_000000_20500101_000000	1	03-JUL-2010 00:11:09



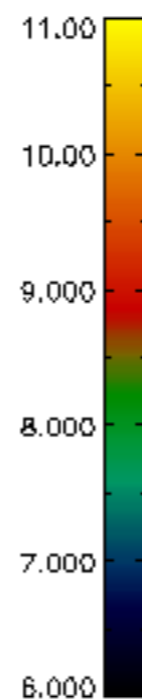
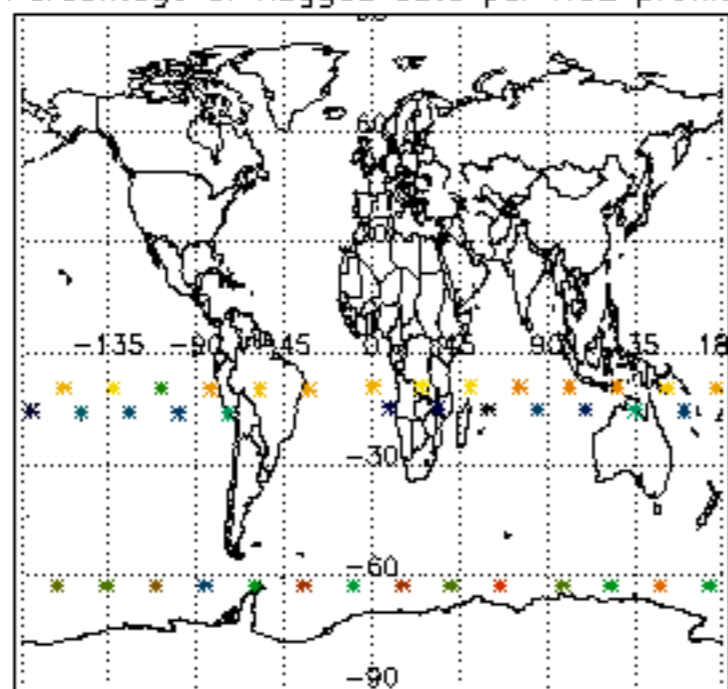
Percentage of flagged data per D3 profile



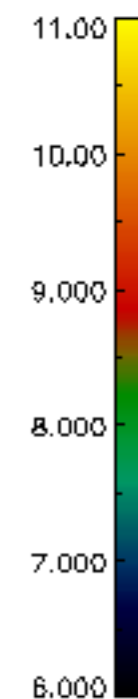
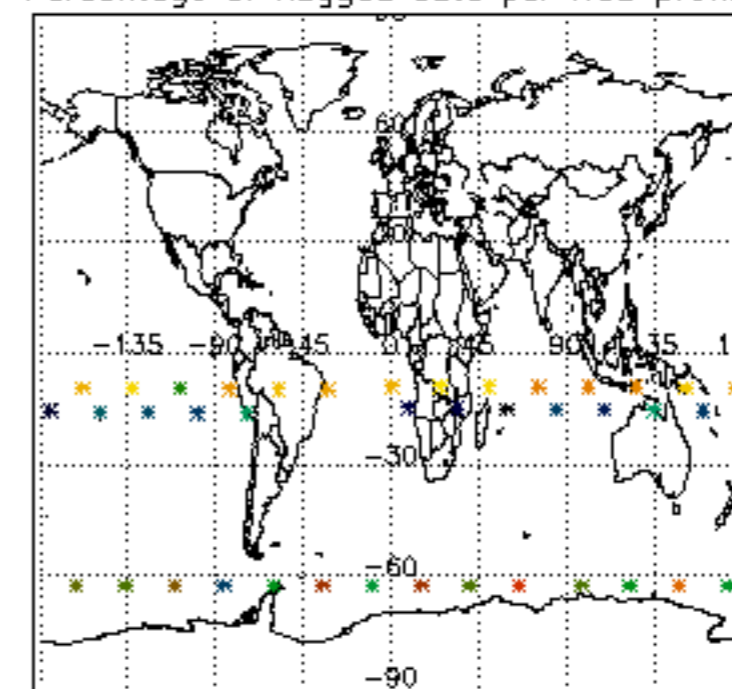
Percentage of flagged data per H2O profile

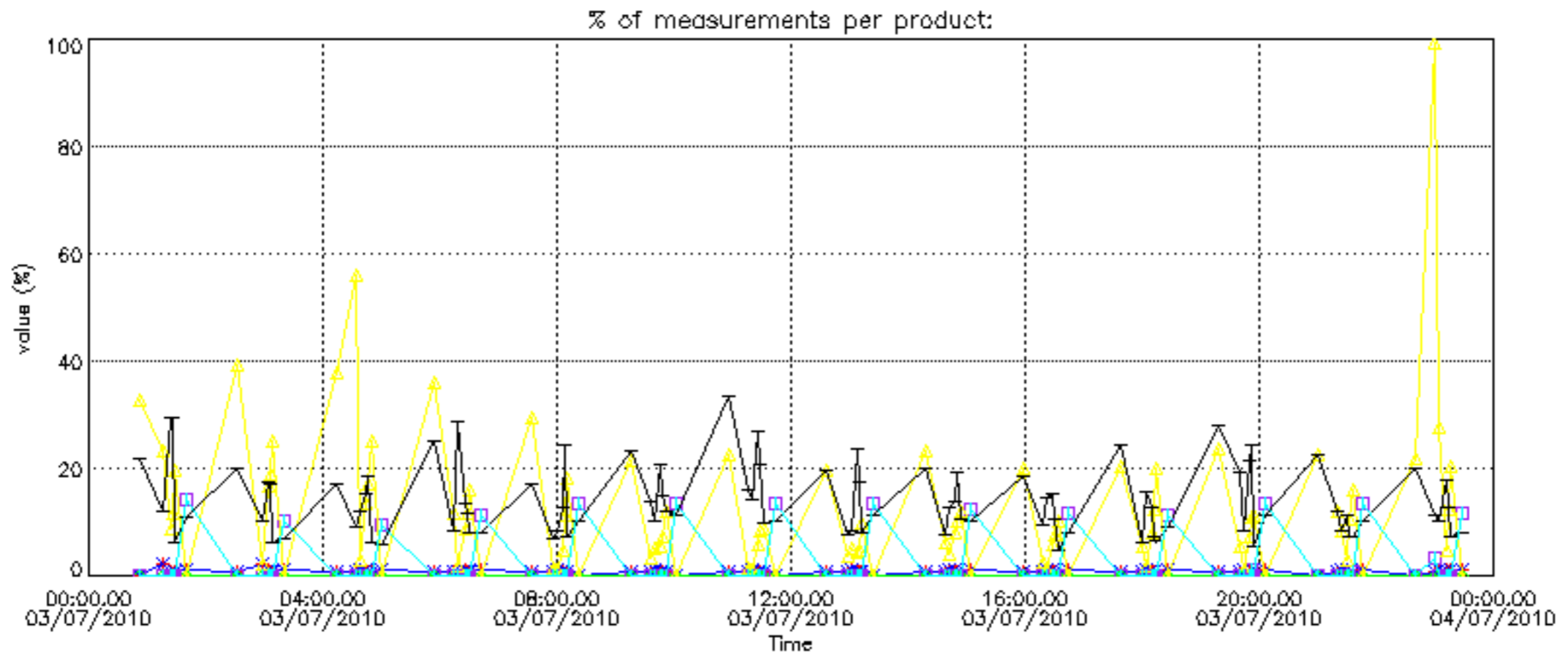


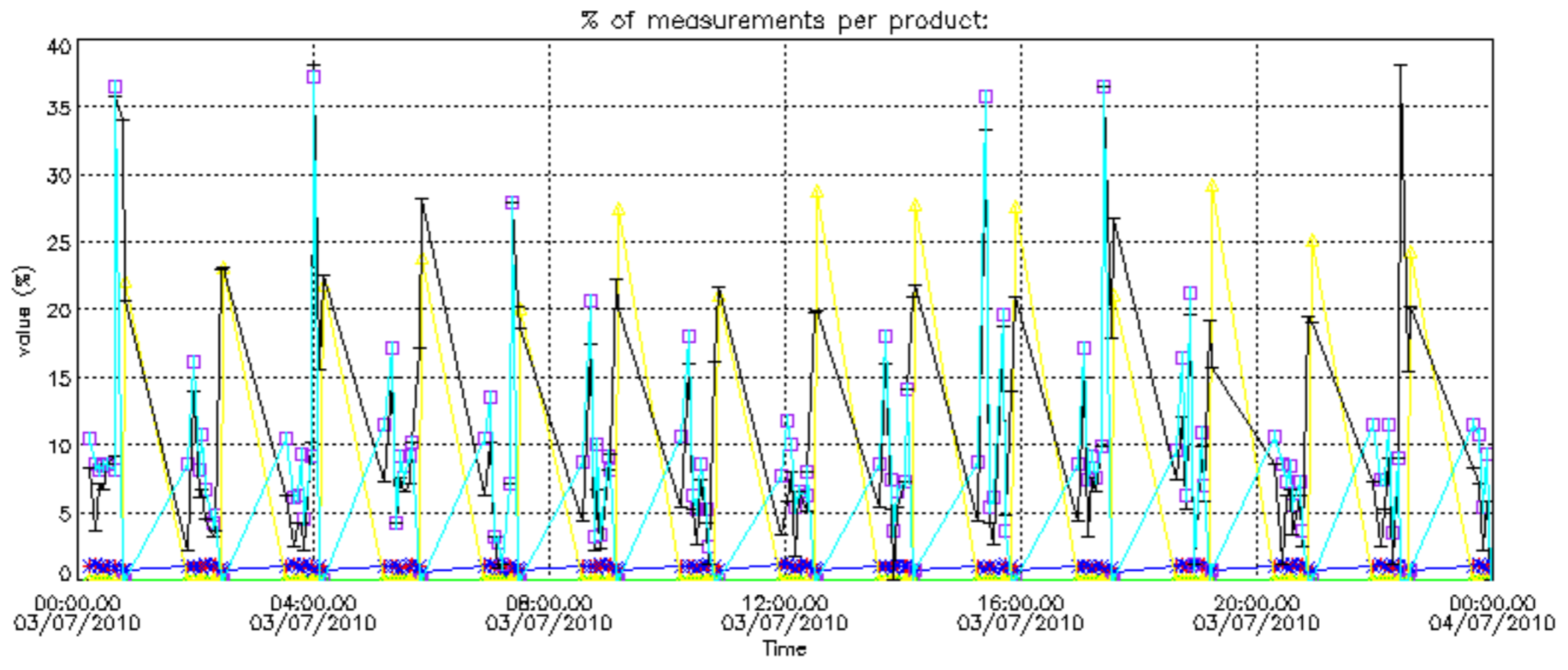
Percentage of flagged data per NO2 profile



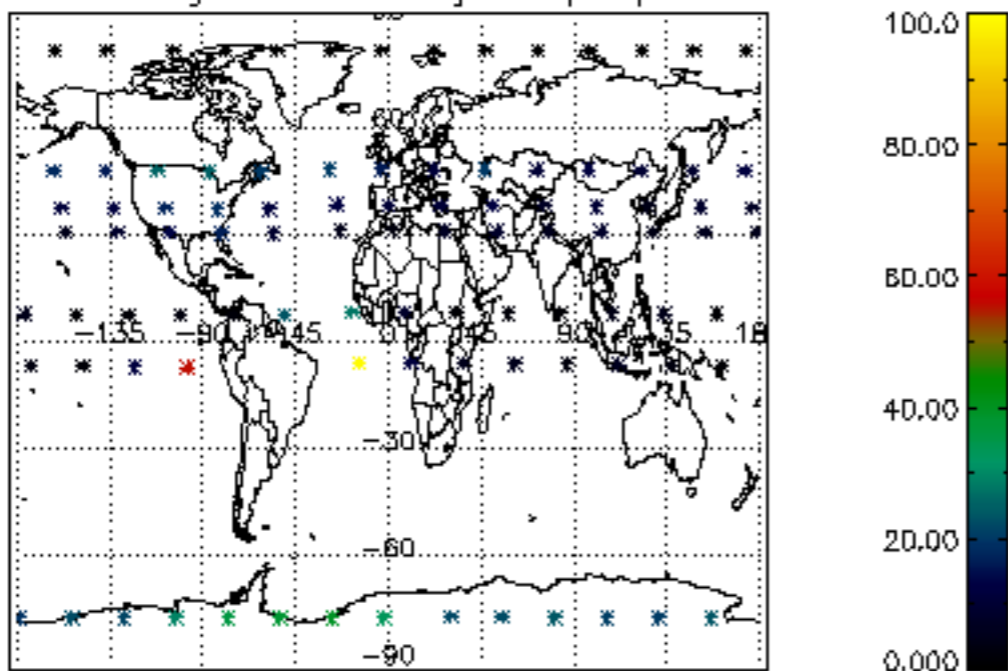
Percentage of flagged data per NO3 profile



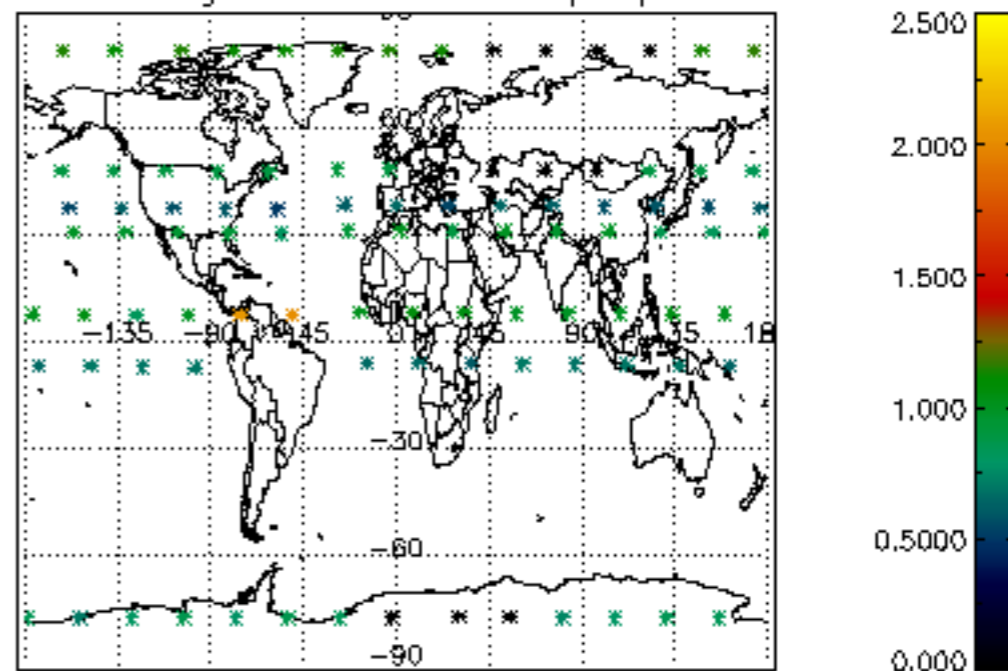




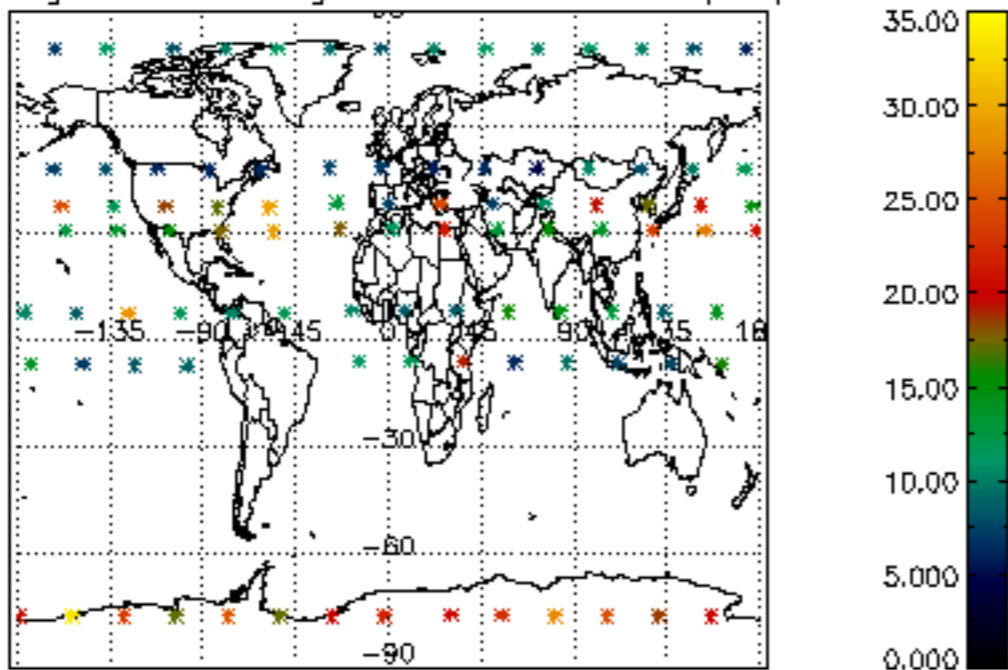
Percentage of cosmic ray hits per profile



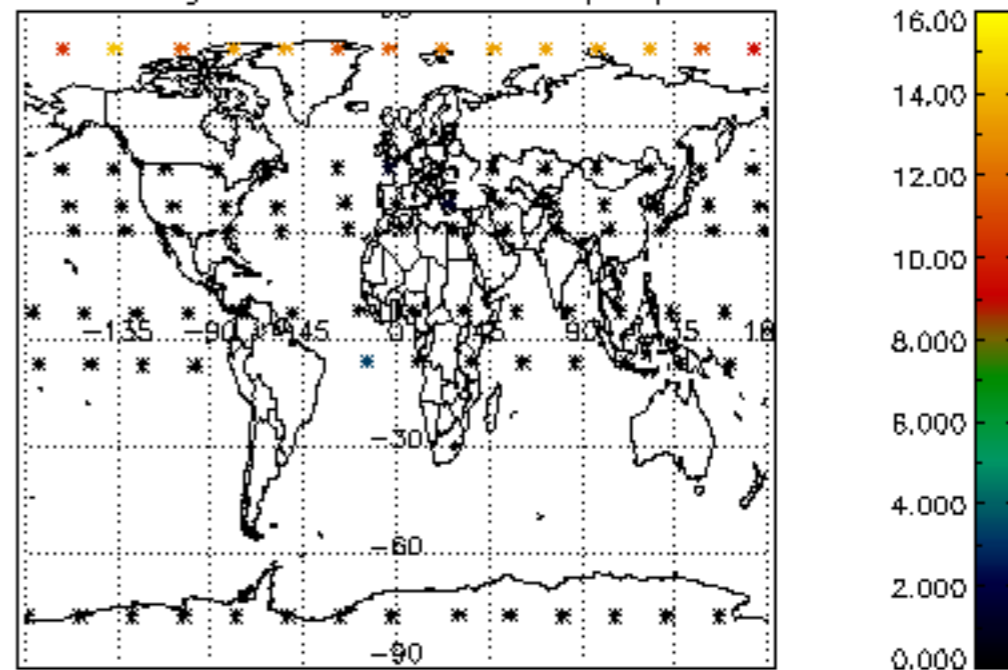
Percentage of datation errors per profile



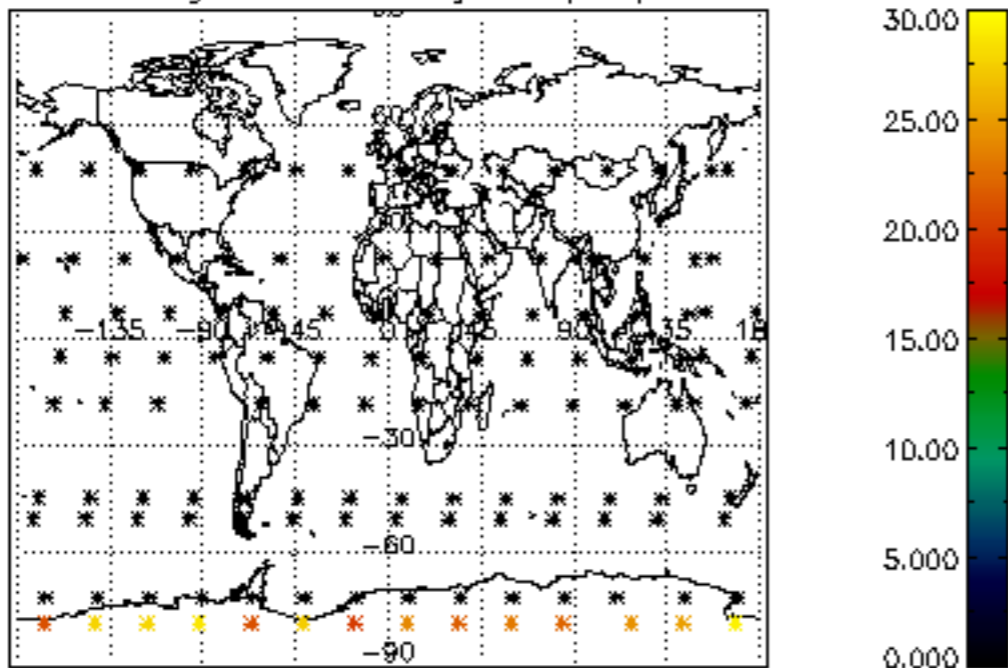
Percentage of star falling outside central band per profile



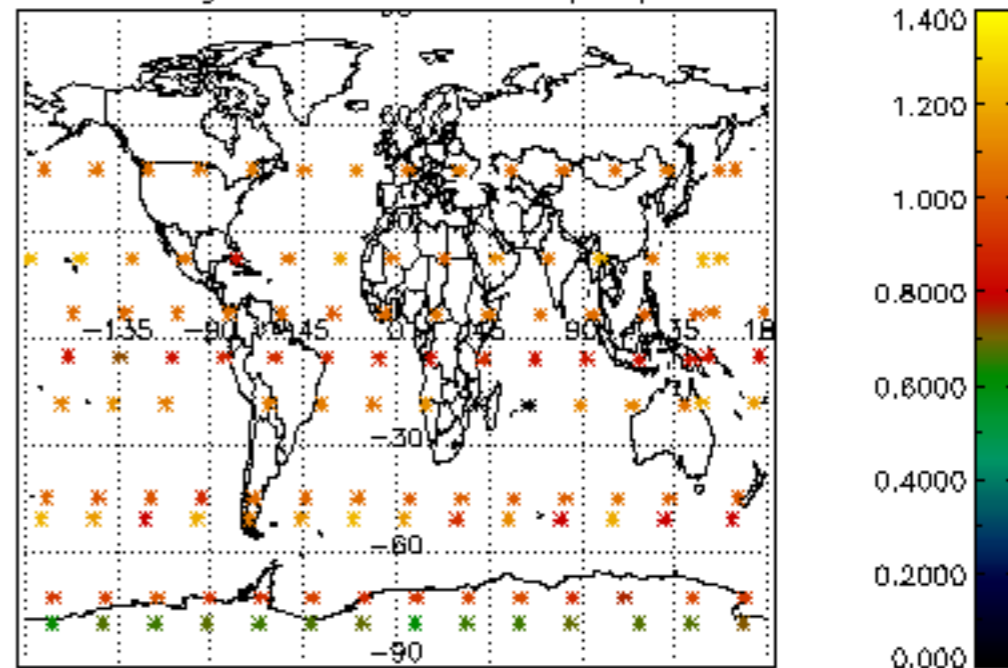
Percentage of saturation errors per profile



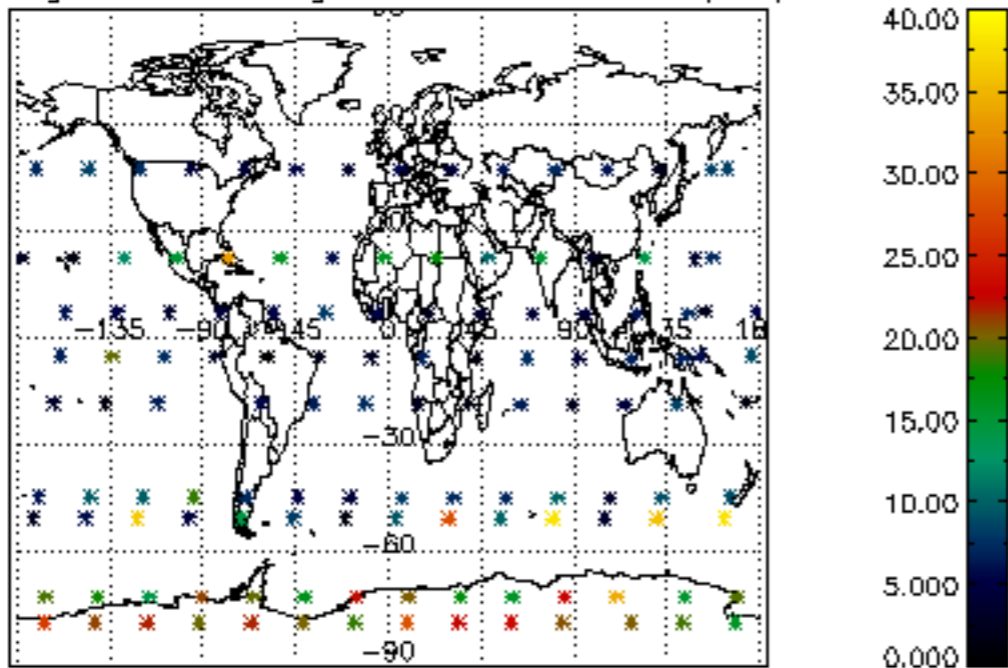
Percentage of cosmic ray hits per profile



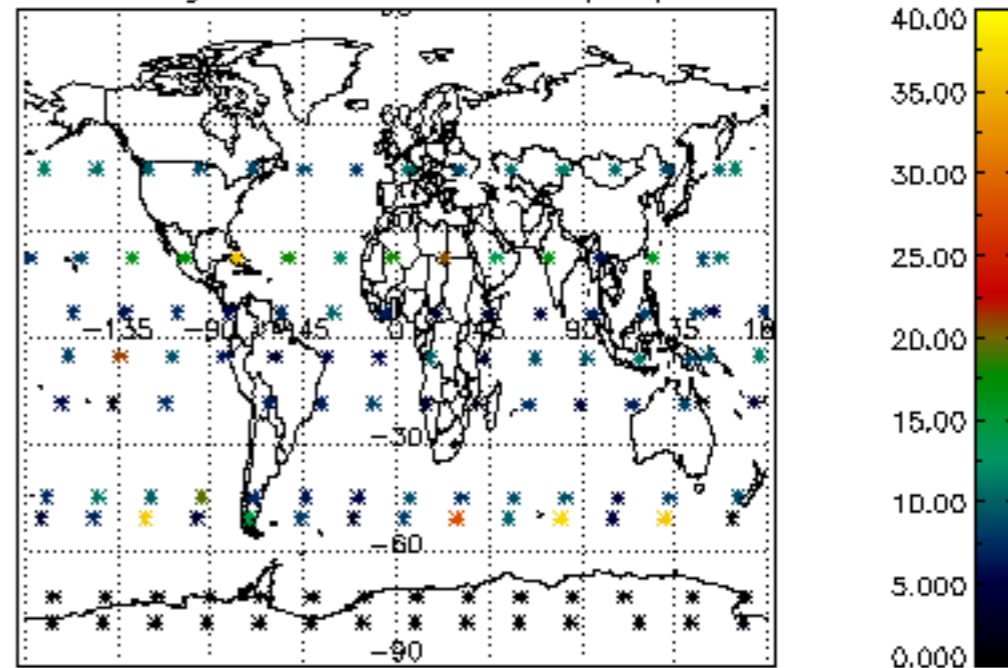
Percentage of datation errors per profile

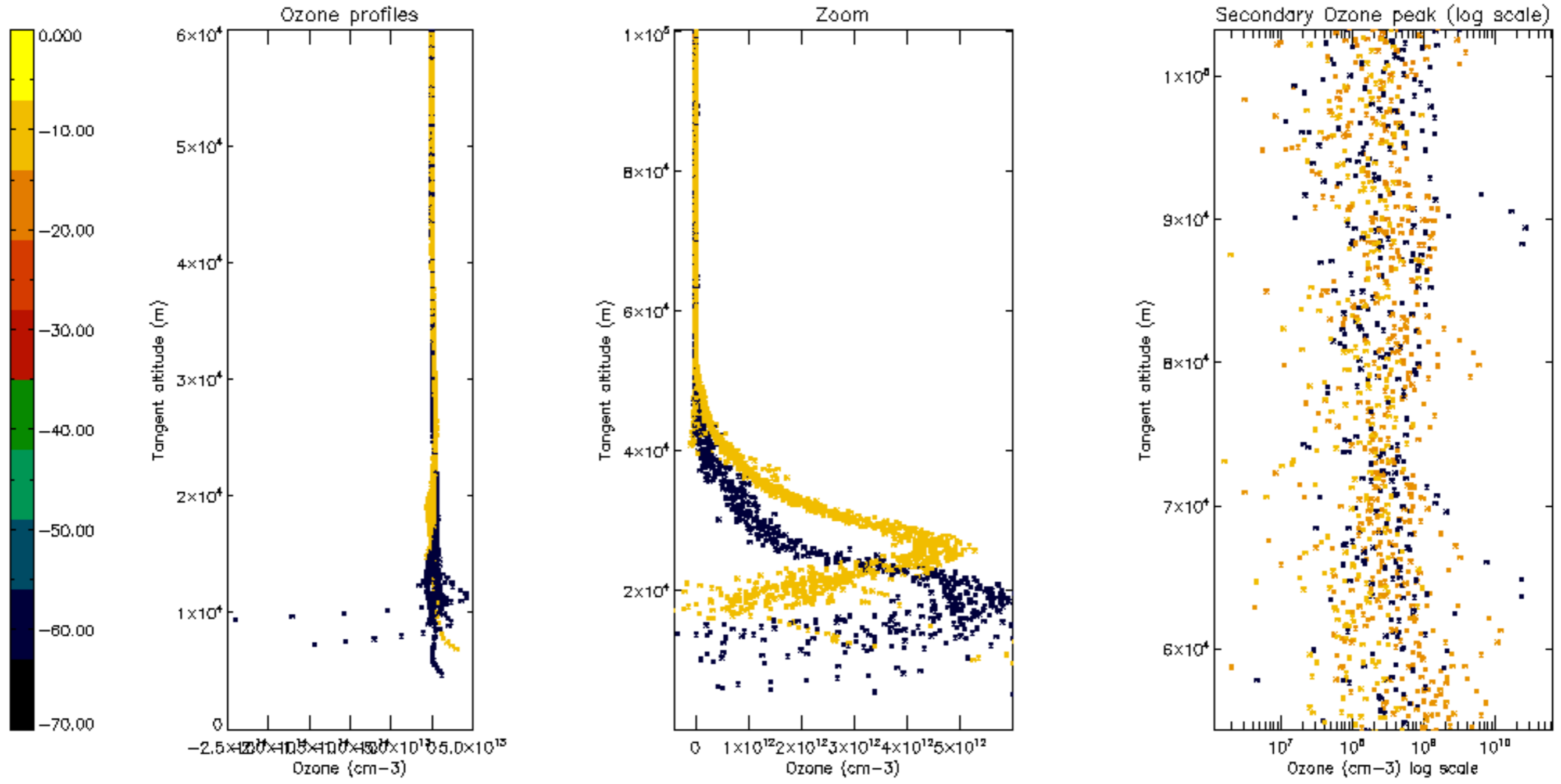


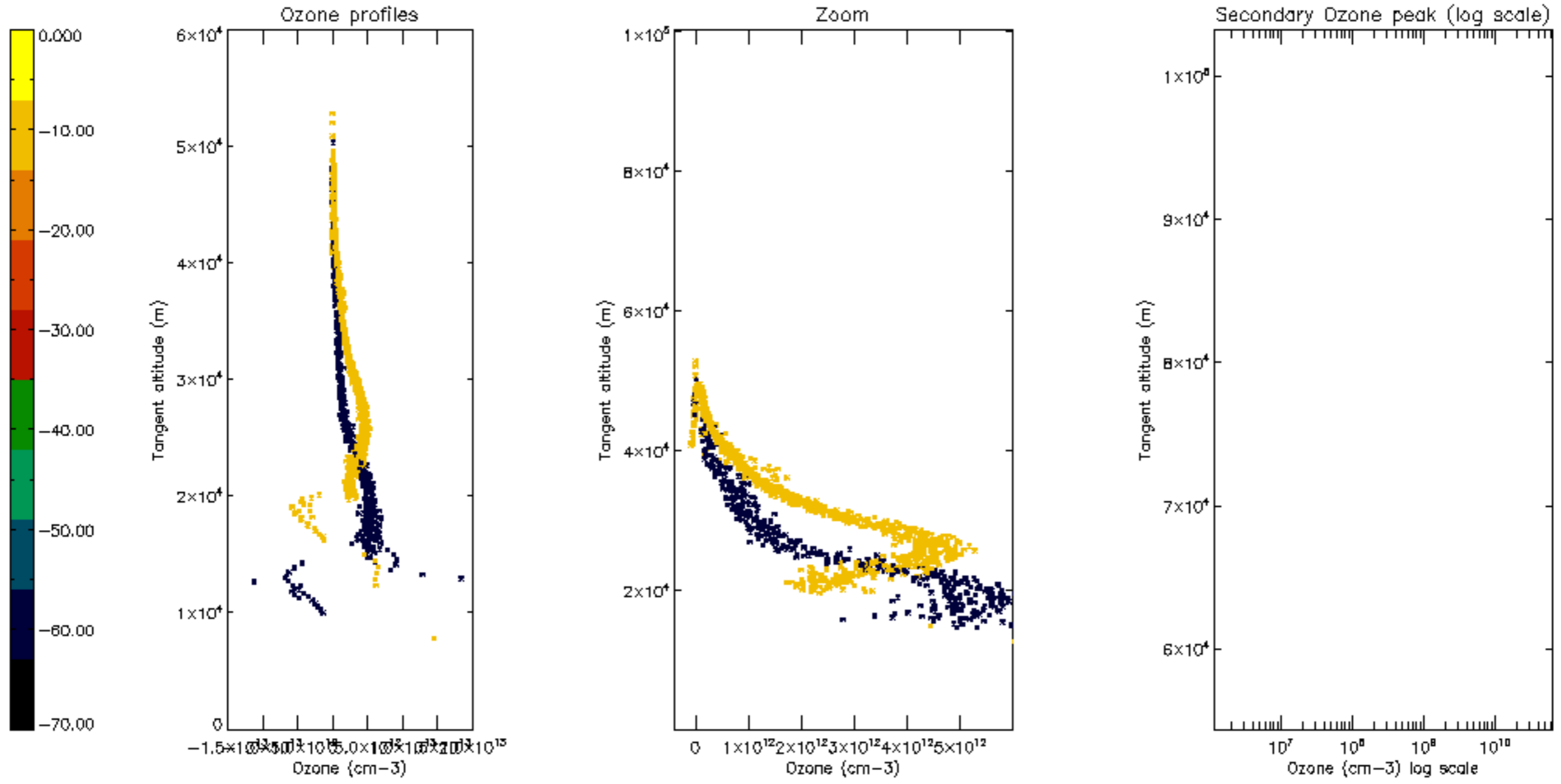
Percentage of star falling outside central band per profile

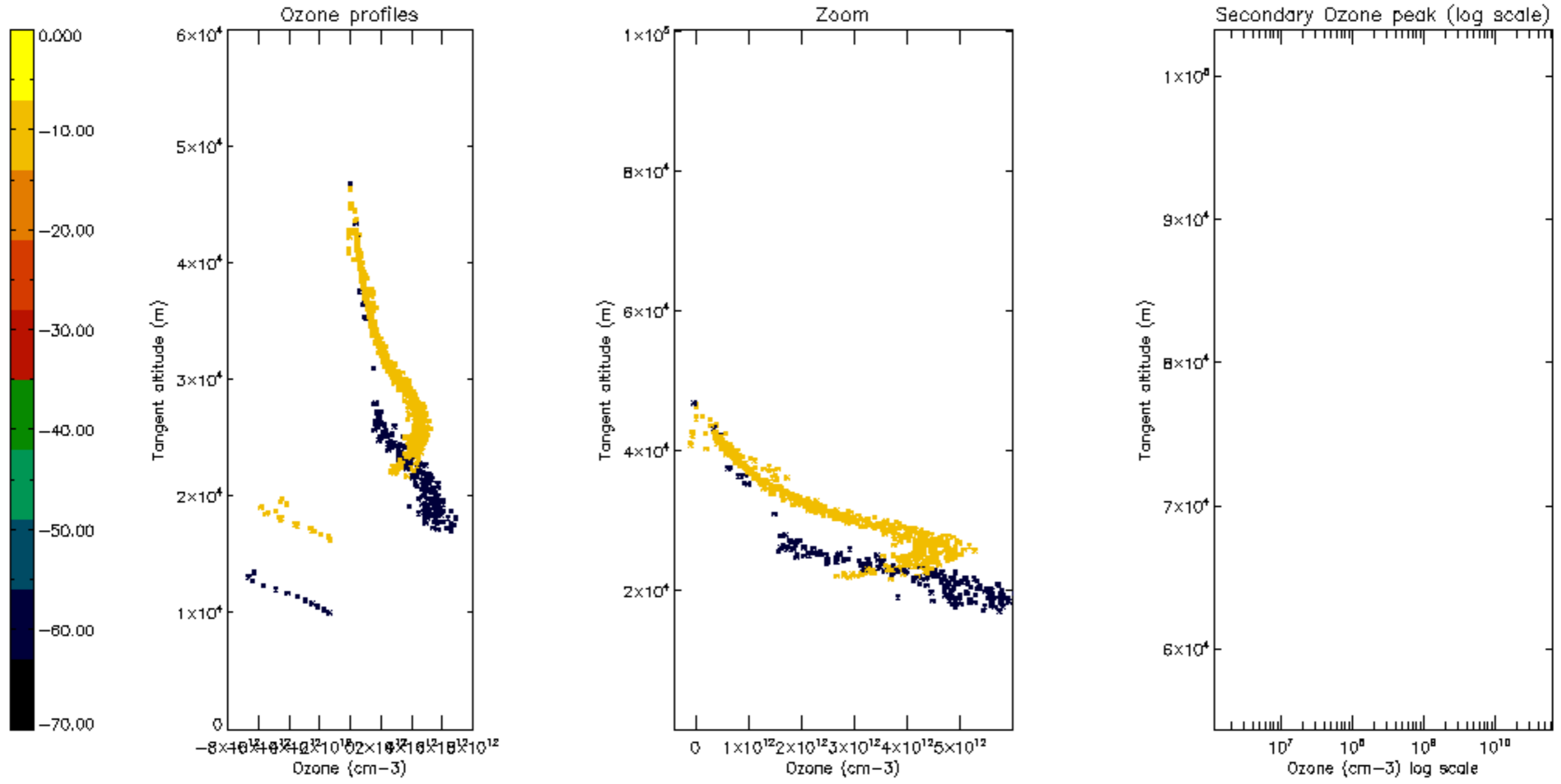


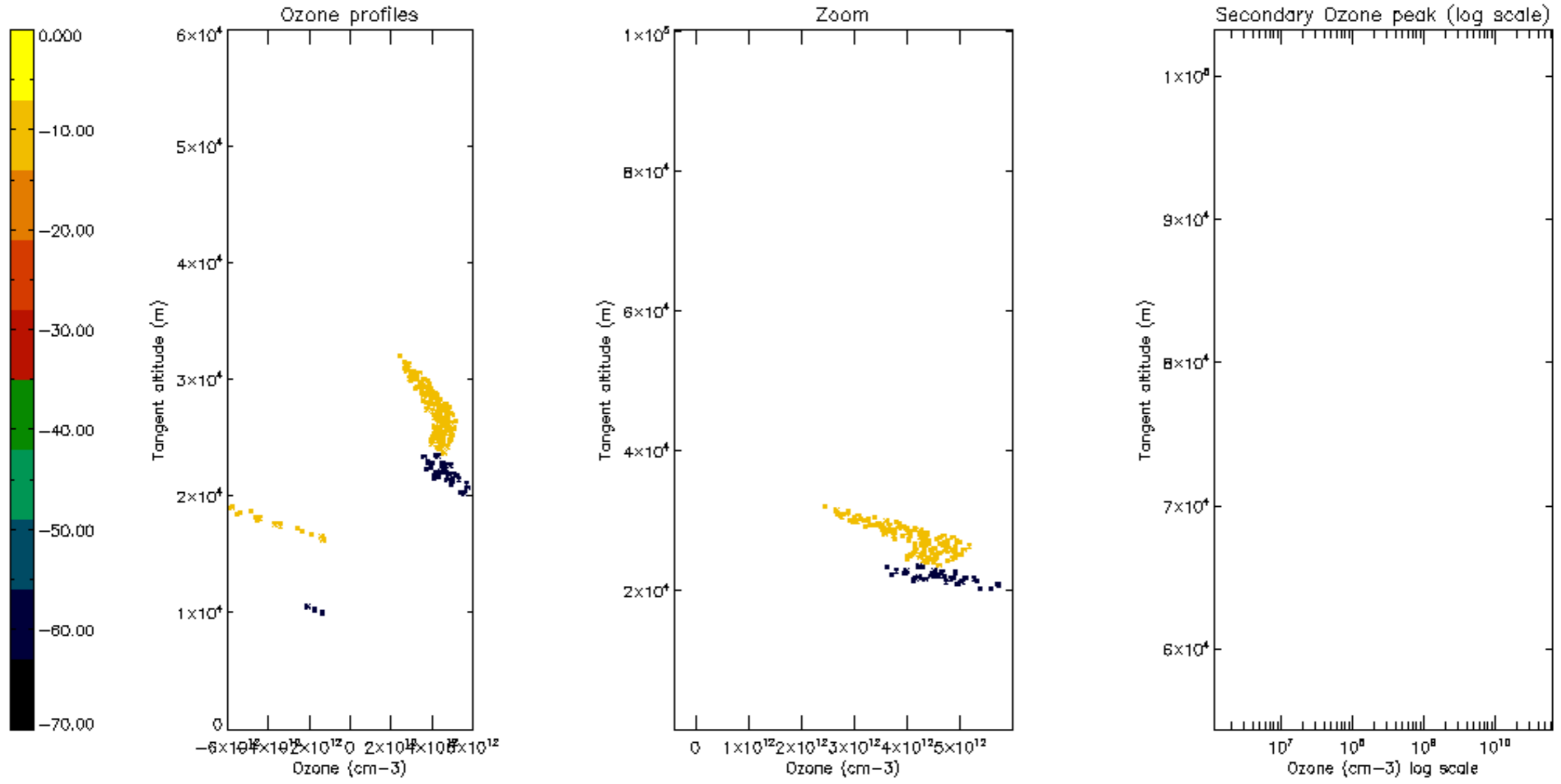
Percentage of saturation errors per profile

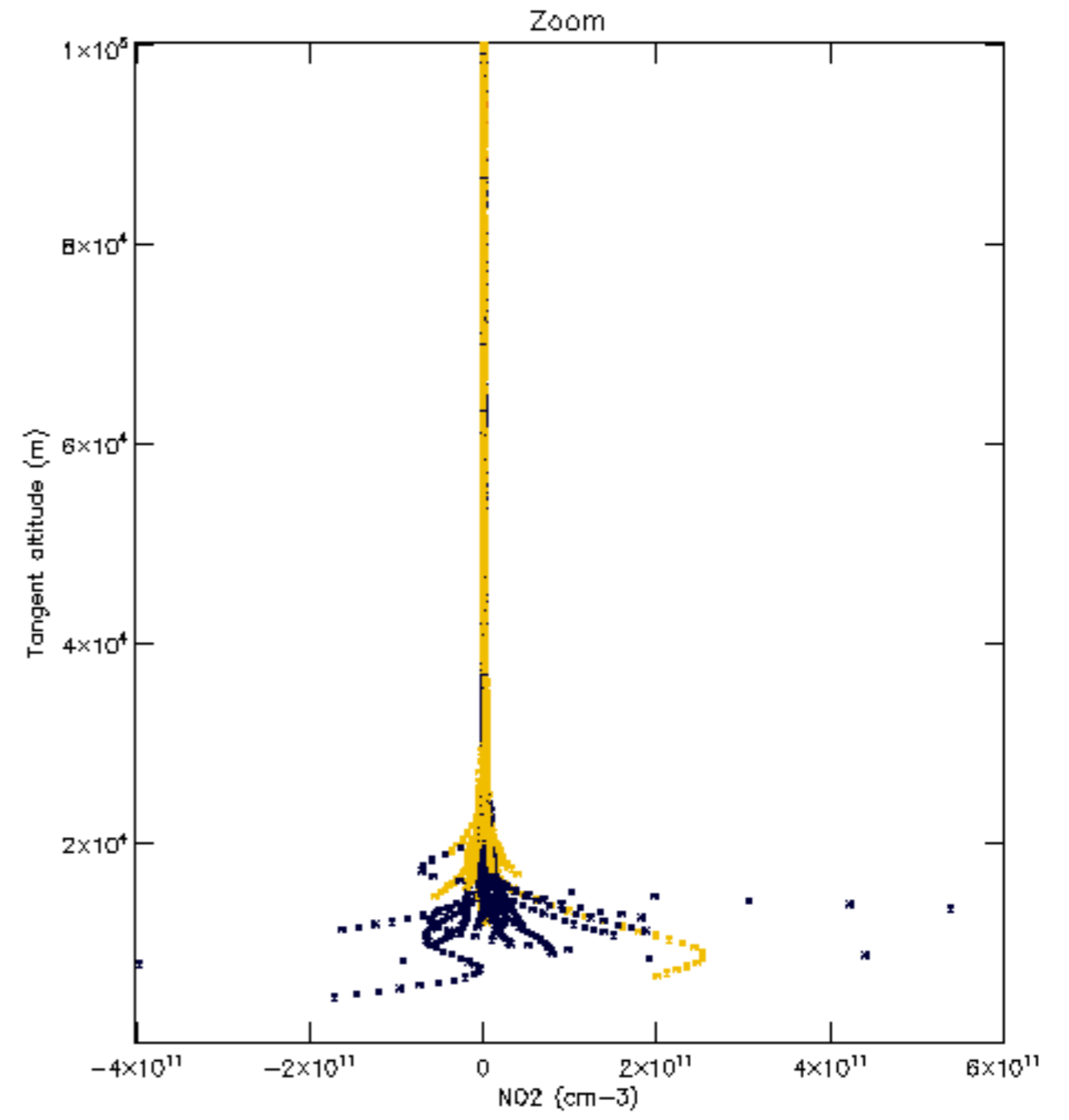
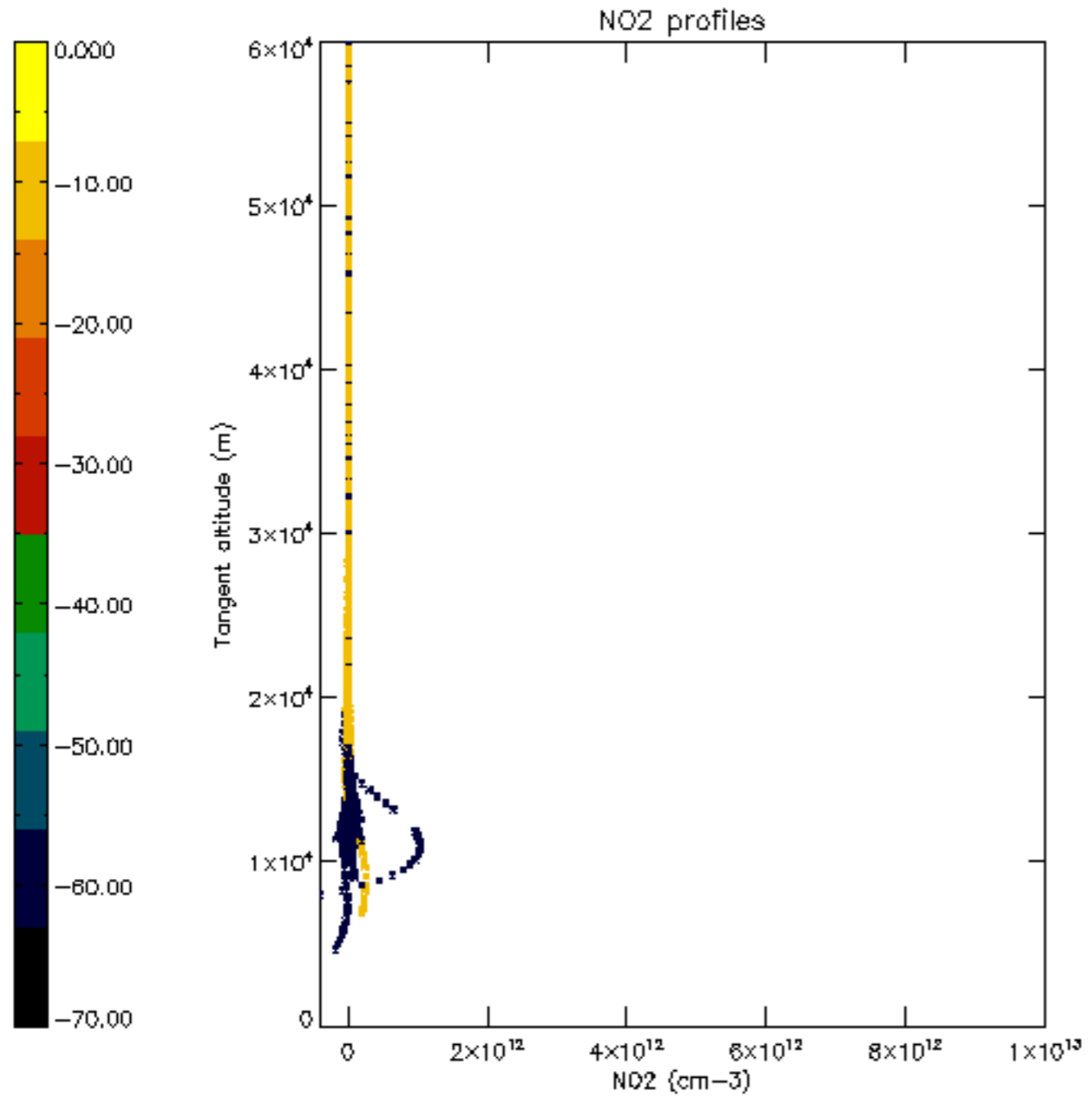


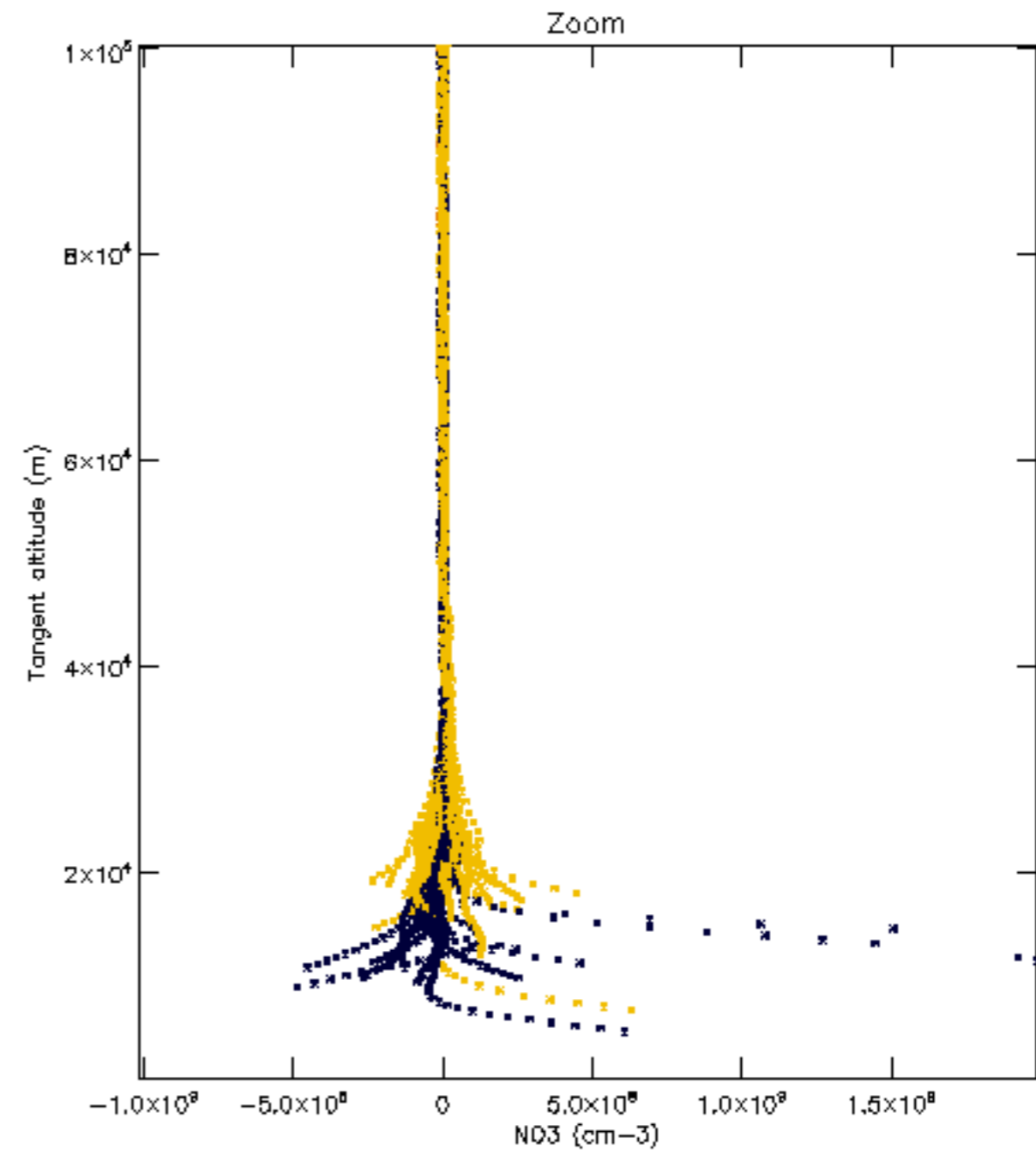
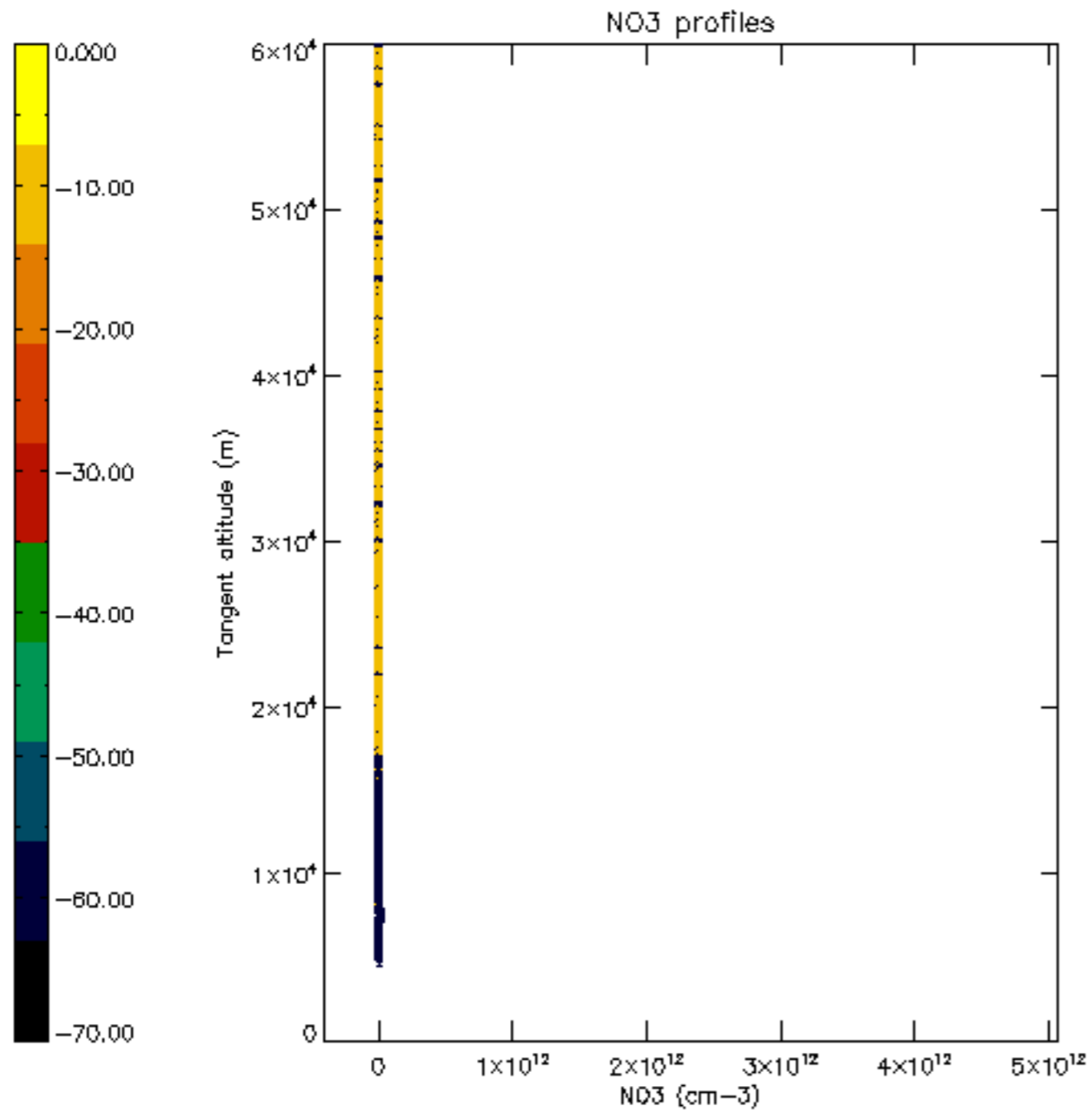


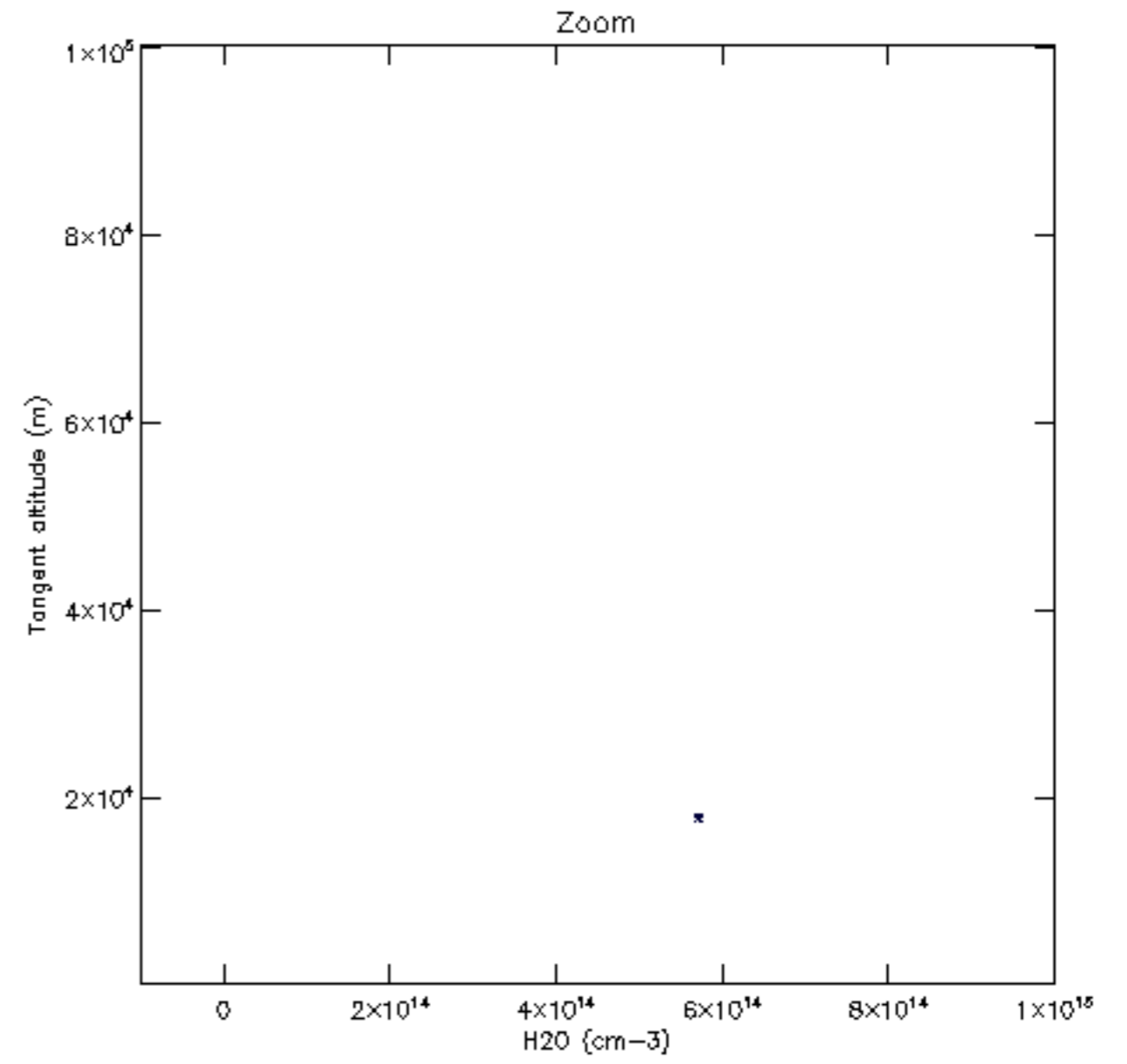
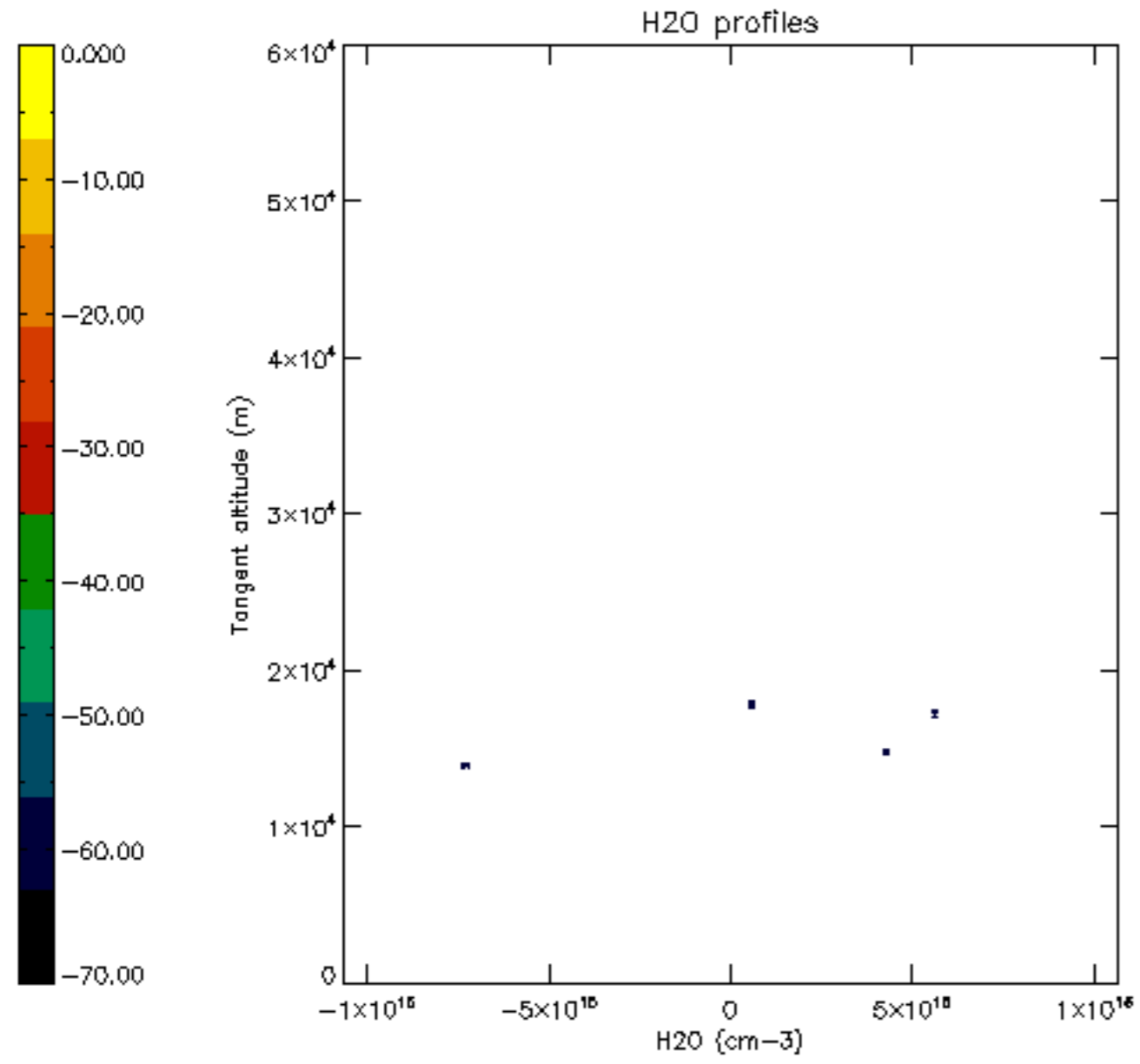


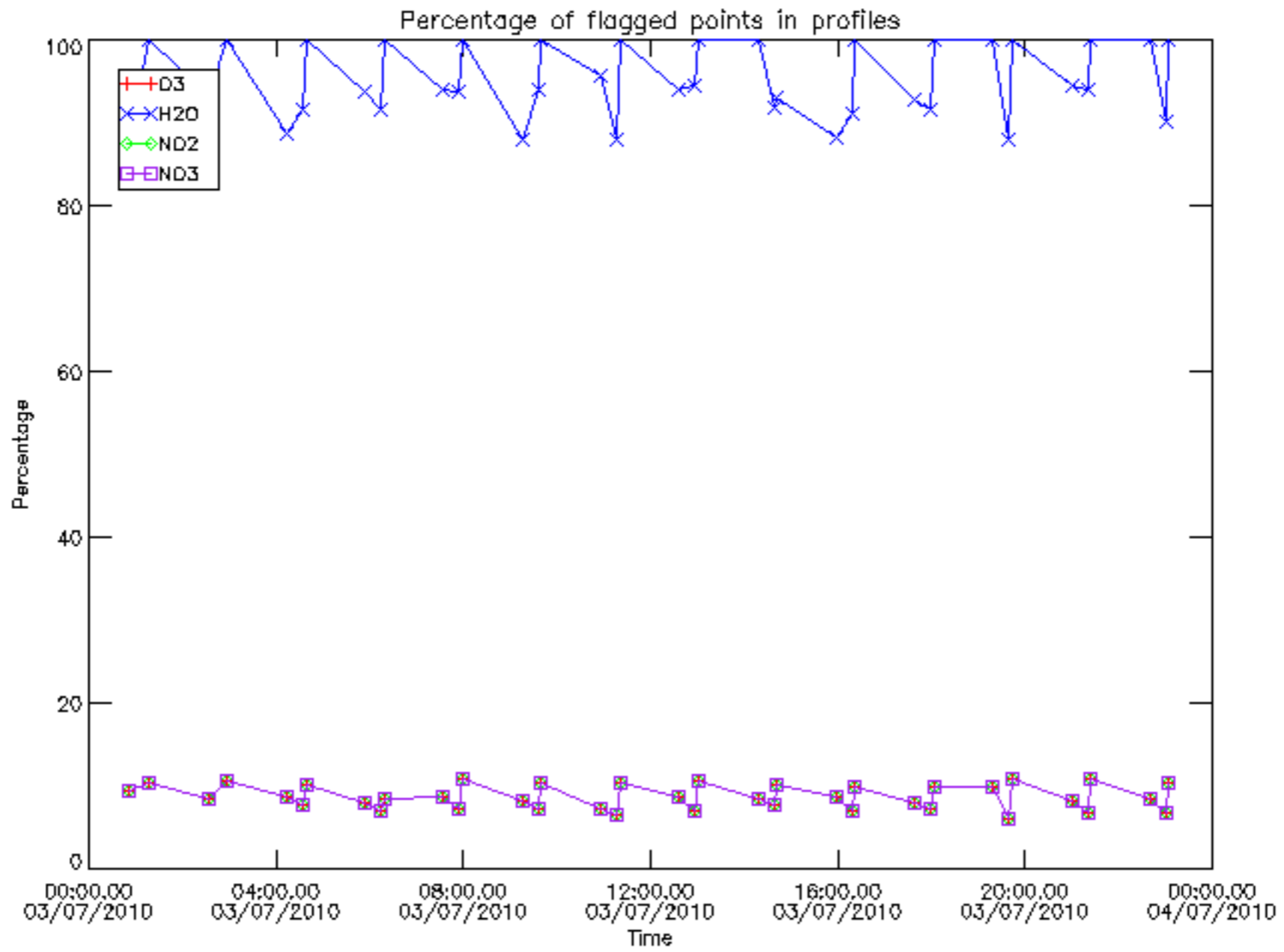




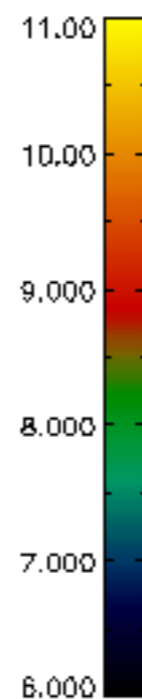
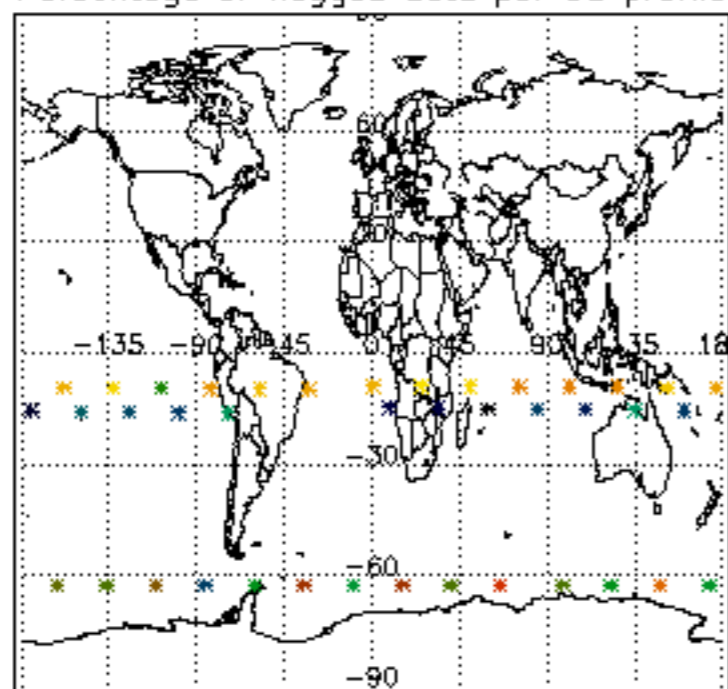




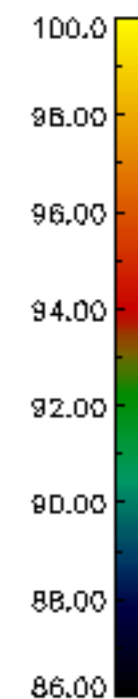
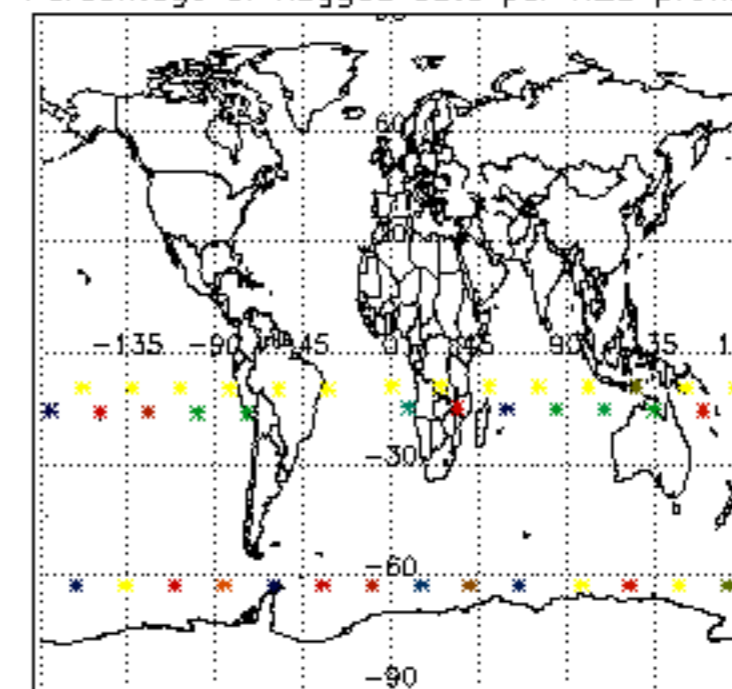




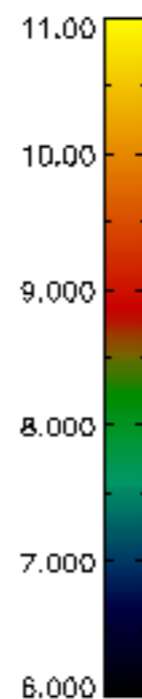
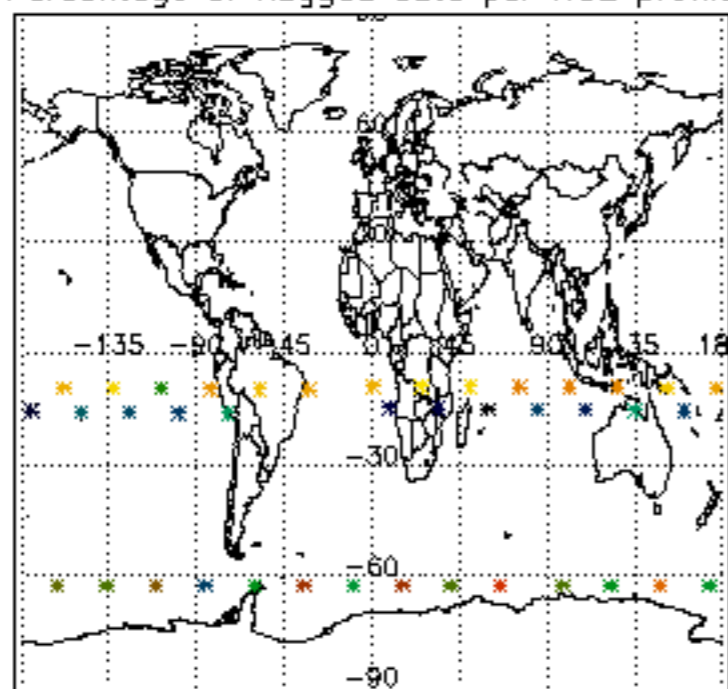
Percentage of flagged data per D3 profile



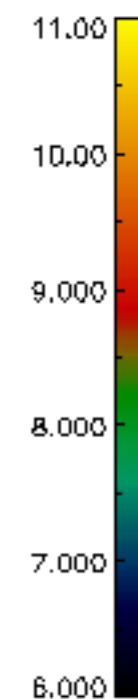
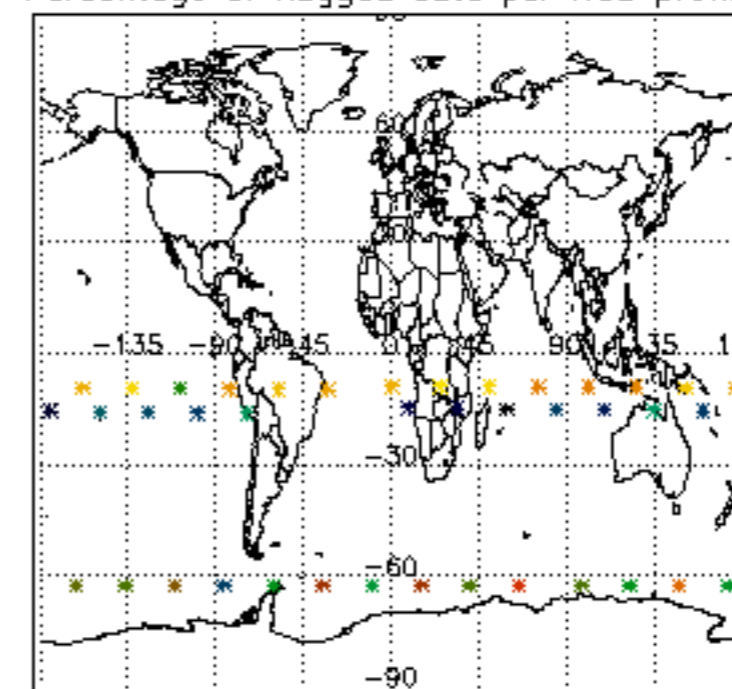
Percentage of flagged data per H2O profile

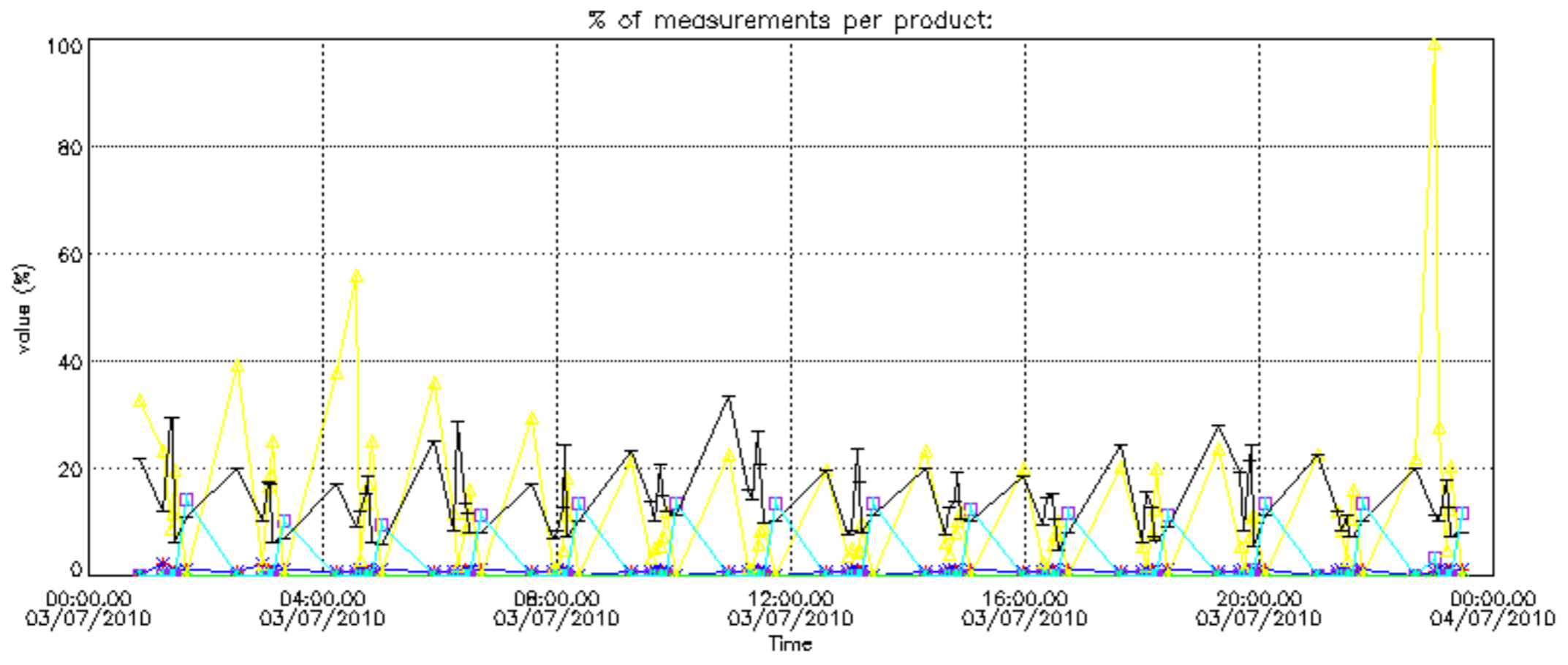


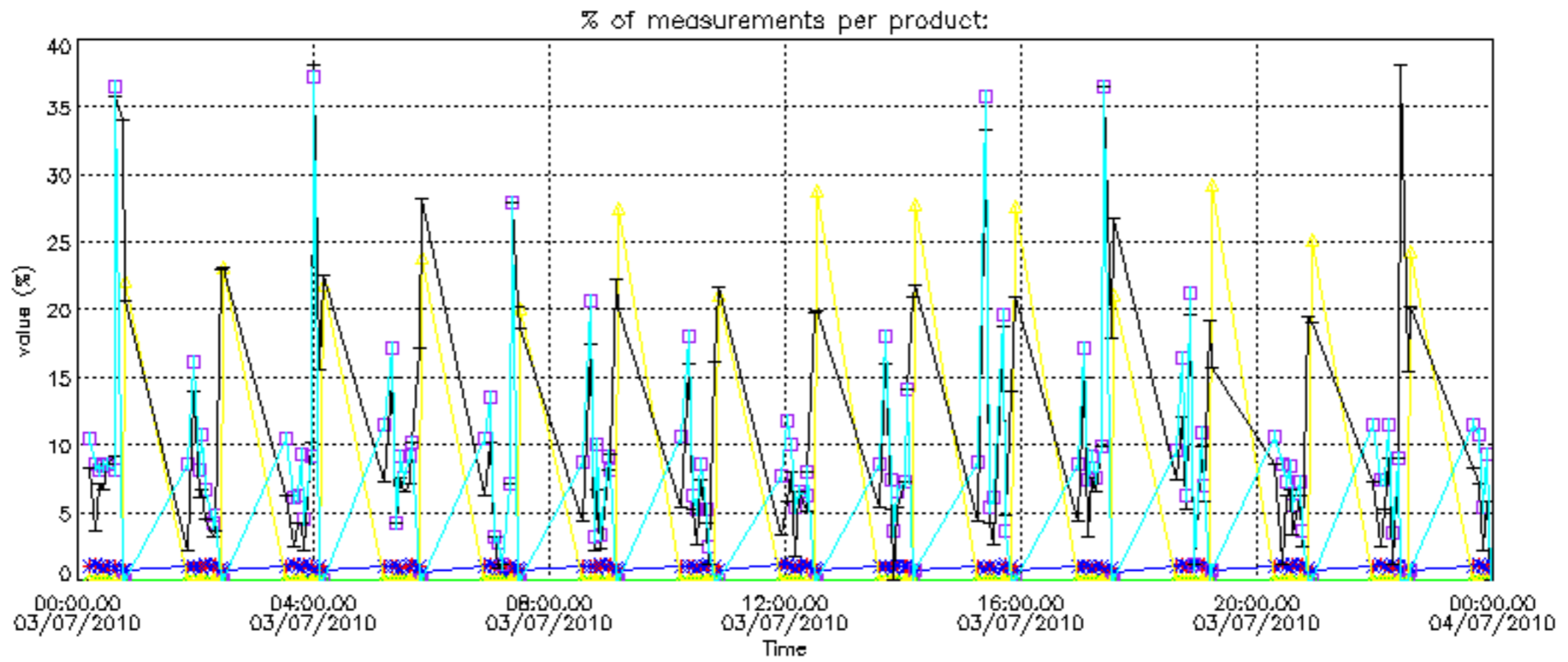
Percentage of flagged data per NO2 profile



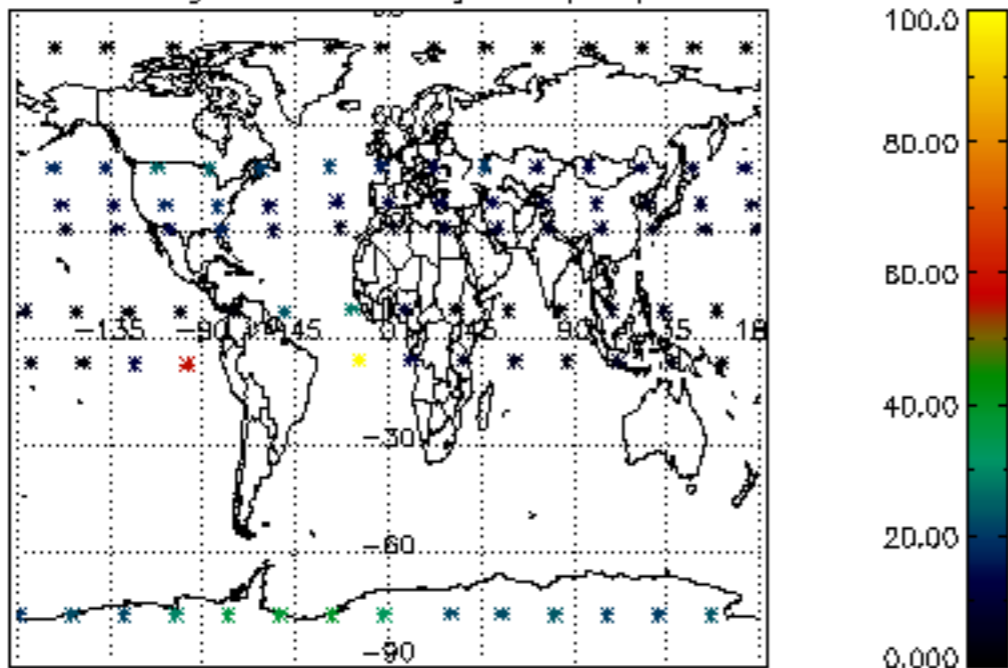
Percentage of flagged data per NO3 profile



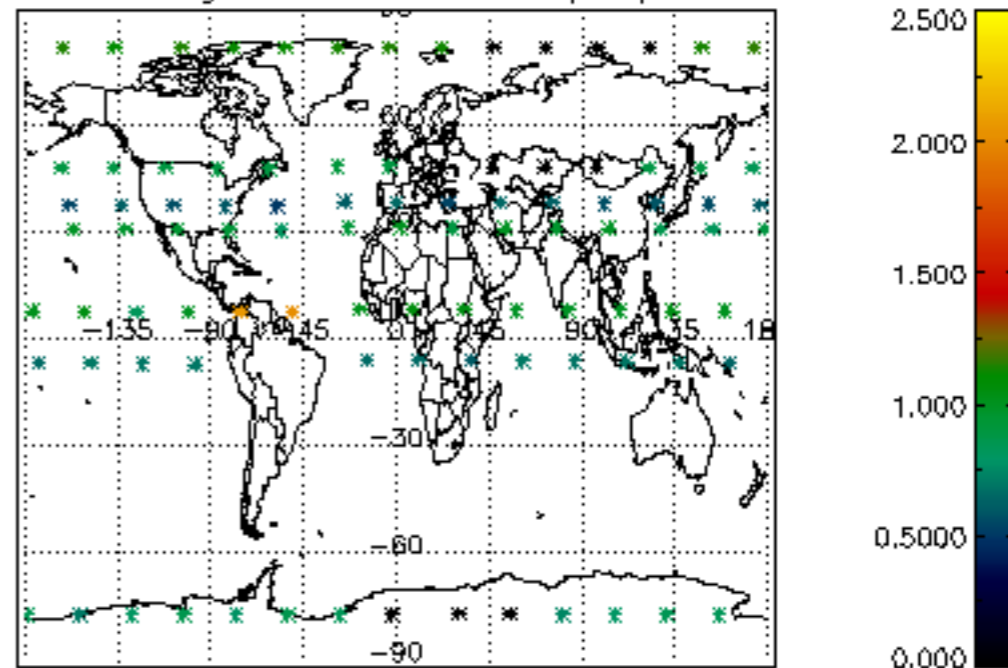




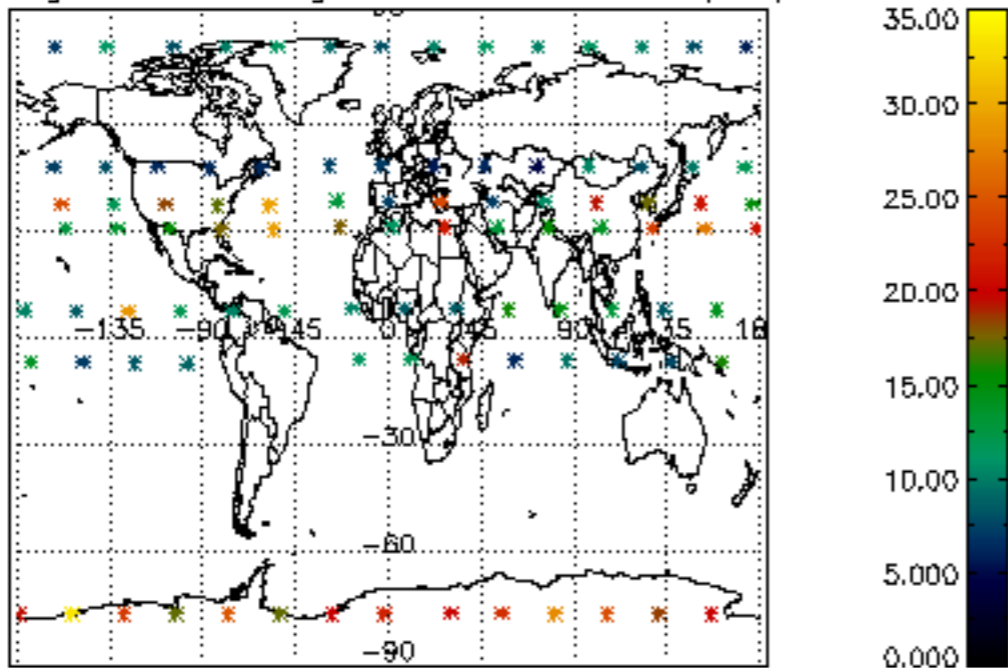
Percentage of cosmic ray hits per profile



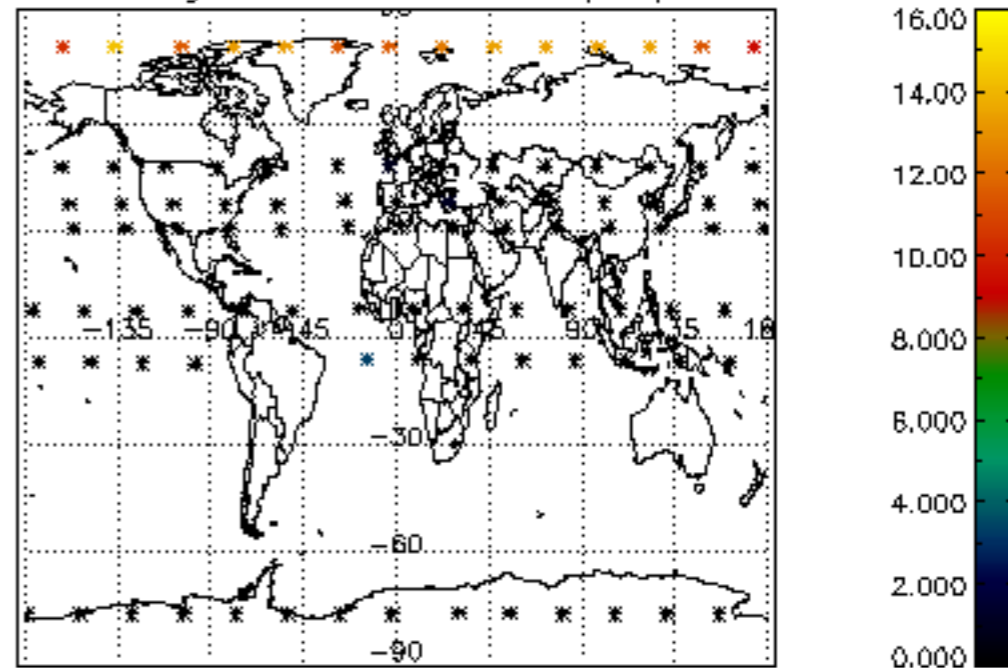
Percentage of datation errors per profile



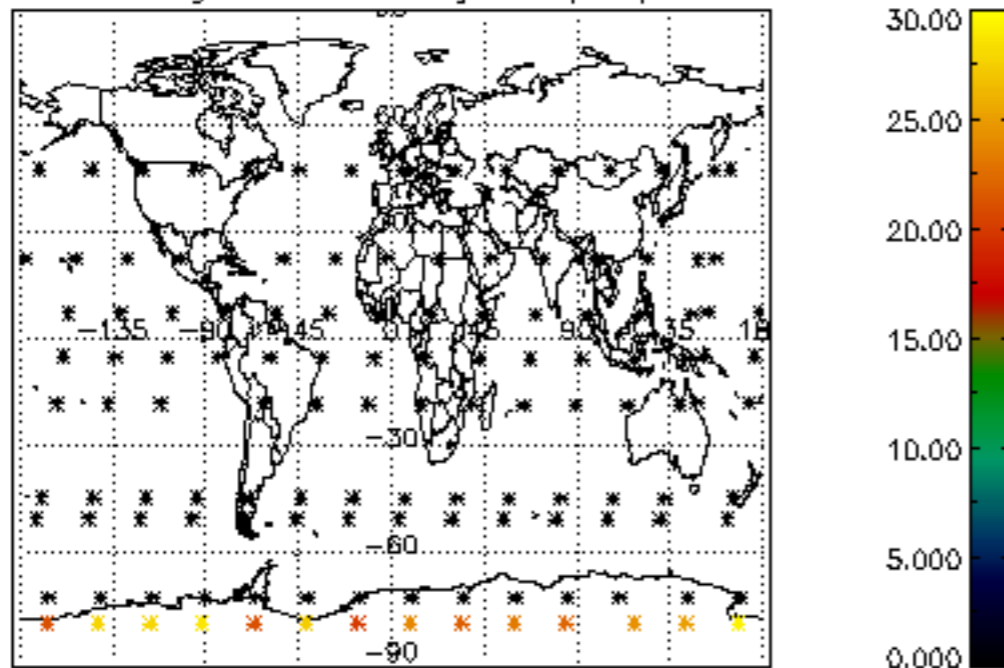
Percentage of star falling outside central band per profile



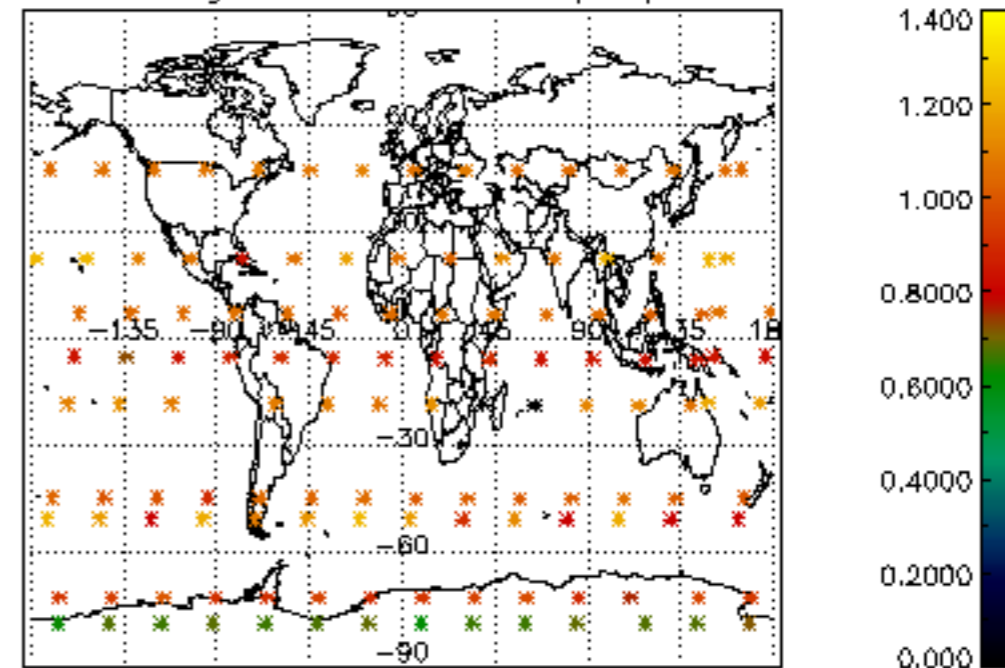
Percentage of saturation errors per profile



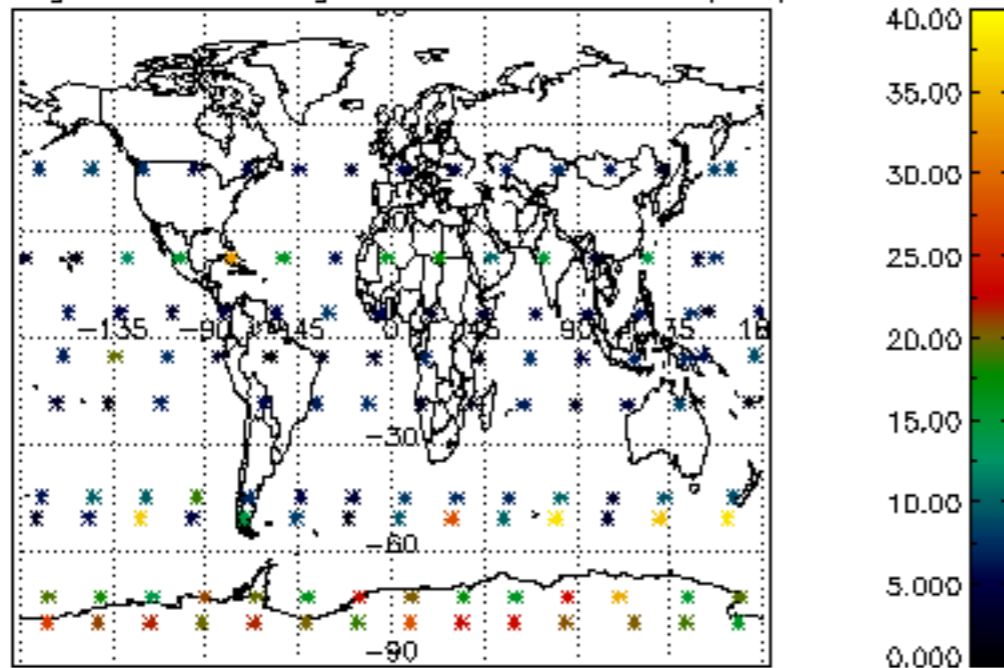
Percentage of cosmic ray hits per profile



Percentage of datation errors per profile



Percentage of star falling outside central band per profile



Percentage of saturation errors per profile

