

GOMOS Level 2 Daily Report

SUMMARY

[1. General Info](#)

[2. Summary of processed GOM_NL_2P products](#)

[3. Level 2 Quality information per product](#)

[3.1 Plot of level 2 quality information per product \(time dependant\)](#)

[3.2 Plot of level 2 quality information per product \(world map\)](#)

[4. Level 1 Quality information per product \(stored on level 2 products\)](#)

[4.1 Plot of level 1 quality information per product \(time dependant\)](#)

[4.1.1 Plot of level 1 quality information per product \(time dependant\): ASCENDING](#)

[4.1.2 Plot of level 1 quality information per product \(time dependant\): DESCENDING](#)

[4.2 Plot of level 1 quality information per product \(world map\)](#)

[4.2.1 Plot of level 1 quality information per product \(world map\): ASCENDING](#)

[4.2.2 Plot of level 1 quality information per product \(world map\): DESCENDING](#)

[5. Ozone profiles based on quality statistics and other trace gas profiles](#)

[5.1 Ozone statistics based on quality of products](#)

[5.2 Plot ozone profiles for all STD \(dark without errors\)](#)

[5.3 Plot ozone profiles where STD < 20% \(dark without errors\)](#)

[5.4. Plot ozone profiles where STD < 10% \(dark without errors\)](#)

[5.5. Plot ozone profiles where STD < 5% \(dark without errors\)](#)

[5.6 Plot NO2 profiles for all STD \(dark without errors\)](#)

[5.7 Plot NO3 profiles for all STD \(dark without errors\)](#)

[5.8 Plot H2O profiles \(only for occultations of stars 1,2,3,4,13,14,16,26,63 dark without errors\) for all STD](#)

[6. Auxiliary Data Files used for the production reported in section 2](#)

This report presents the daily analysis on parameters extracted from GOMOS level 2 data (GOM_NL__2P). It is intended to monitor some important parameters that will impact the quality of these products. A list of level 2 products (and content) that have arrived during the reporting day to the PCF is also given.

Item	Value
Time of report generation	29APR2013 12:33:50
Data source version	GOMOS/6.01
Start time of products	01-07-2010 (01JUL2010 00:00:00)
Stop time of products	02-07-2010 (02JUL2010 00:00:00)
Store outputs in DB	Yes
Nb of level 2 prods	247
Nb of prods with errors	0

2. Summary of processed GOM_NL__2P products.

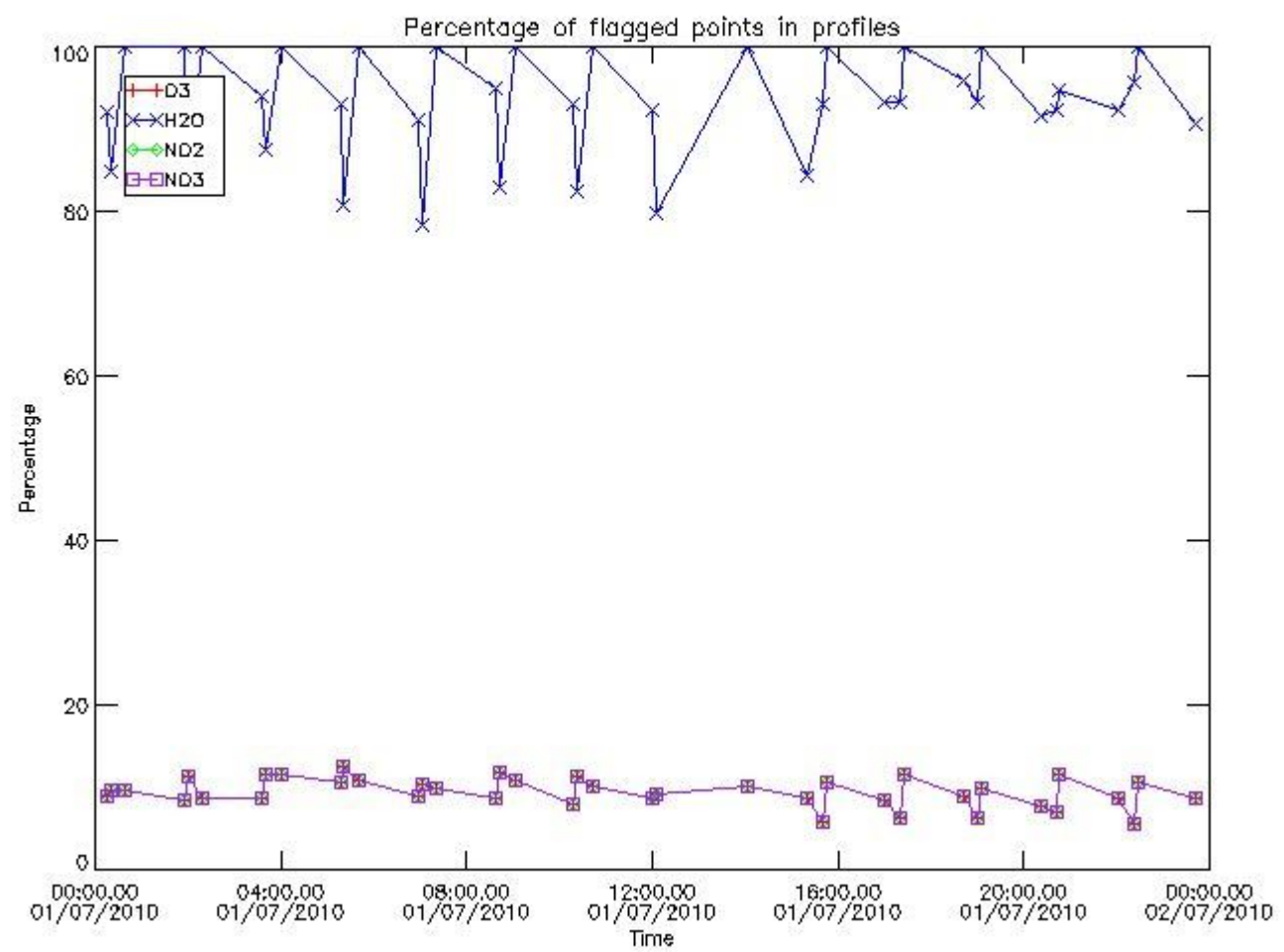
Nr	Filename	UTC Start time	Limb	Duration	Star Id	Star Name	Star Mag	Star Temp	Nb Meas	Orbit	Prod. error
1	GOM_NL__2PRFIN20100701_000137_000000512090_00431_43571_7202.N1	01-JUL-2010 00:01:37	Bright	51.000	68	18Alp Cas	2.2250	4500.0	102	43571	No
2	GOM_NL__2PRFIN20100701_000431_000000562090_00431_43571_7203.N1	01-JUL-2010 00:04:31	Bright	56.000	160	23Gam Per	2.9300	4700.0	112	43571	No
3	GOM_NL__2PRFIN20100701_000755_000000532090_00431_43571_7204.N1	01-JUL-2010 00:07:55	Bright	52.500	73	57Gam1And	2.2600	13100.	105	43571	No
4	GOM_NL__2PRFIN20100701_001033_000000502090_00431_43571_7205.N1	01-JUL-2010 00:10:33	Twilight	49.500	173	4Bet Tri	3.0040	8900.0	99	43571	No
5	GOM_NL__2PRFIN20100701_001446_000000572090_00431_43571_7206.N1	01-JUL-2010 00:14:46	Dark	56.500	50	13Alp Ari	2.0070	4250.0	113	43571	No
6	GOM_NL__2PRFIN20100701_001944_000000532090_00431_43571_7207.N1	01-JUL-2010 00:19:44	Dark	52.500	94	92Alp Cet	2.5260	3100.0	105	43571	No
7	GOM_NL__2PRFIN20100701_003859_000000532090_00432_43572_7196.N1	01-JUL-2010 00:38:59	Dark	52.500	84	Alp Phe	2.3970	4500.0	105	43572	No
8	GOM_NL__2PRFIN20100701_004528_000000572090_00432_43572_7197.N1	01-JUL-2010 00:45:28	Straylight	56.500	63	Bet Gru	2.1500	2800.0	113	43572	No
9	GOM_NL__2PRFIN20100701_004724_000000472090_00432_43572_7198.N1	01-JUL-2010 00:47:24	Straylight	47.000	31	Alp Gru	1.7340	15200.	94	43572	No
10	GOM_NL__2PRFIN20100701_004948_000000412090_00432_43572_7199.N1	01-JUL-2010 00:49:48	Straylight	40.500	45	Alp Pav	1.9400	26000.	81	43572	No
11	GOM_NL__2PRFIN20100701_005918_000000492090_00432_43572_7200.N1	01-JUL-2010 00:59:18	Twilight	49.000	103	38Zet Sgr	2.6000	9700.0	98	43572	No
12	GOM_NL__2PRFIN20100701_010204_000000472090_00432_43572_7201.N1	01-JUL-2010 01:02:04	Bright	46.500	155	41Pi Sgr	2.9000	6600.0	93	43572	No
13	GOM_NL__2PRFIN20100701_011026_000000382090_00432_43572_7202.N1	01-JUL-2010 01:10:26	Bright	37.500	126	60Bet Oph	2.7700	4250.0	75	43572	No
14	GOM_NL__2PRFIN20100701_011246_000000382090_00432_43572_7203.N1	01-JUL-2010 01:12:46	Bright	38.000	59	55Alp Oph	2.0800	8900.0	76	43572	No
15	GOM_NL__2PRFIN20100701_011438_000000482090_00432_43572_7204.N1	01-JUL-2010 01:14:38	Bright	47.500	168	17Zet Aql	2.9860	11000.	95	43572	No
16	GOM_NL__2PRFIN20100701_012137_000000412090_00432_43572_7205.N1	01-JUL-2010 01:21:37	Bright	41.000	5	3Alp Lyr	0.033000	11000.	82	43572	No
17	GOM_NL__2PRFIN20100701_012414_000000362090_00432_43572_7206.N1	01-JUL-2010 01:24:14	Bright	36.000	130	23Bet Dra	2.7990	5800.0	72	43572	No
18	GOM_NL__2PRFIN20100701_012609_000000402090_00432_43572_7207.N1	01-JUL-2010 01:26:09	Bright	40.000	144	18Del Cyg	2.8600	11000.	80	43572	No
19	GOM_NL__2PRFIN20100701_013310_000000462090_00432_43572_7208.N1	01-JUL-2010 01:33:10	Bright	45.500	89	5Alp Cep	2.4510	8000.0	91	43572	No
20	GOM_NL__2PRFIN20100701_014030_000000482090_00432_43572_7209.N1	01-JUL-2010 01:40:30	Bright	48.000	74	11Bet Cas	2.2680	6600.0	96	43572	No
21	GOM_NL__2PRFIN20100701_014212_000000502090_00432_43572_7210.N1	01-JUL-2010 01:42:12	Bright	50.000	68	18Alp Cas	2.2250	4500.0	100	43572	No
22	GOM_NL__2PRFIN20100701_014507_000000562090_00432_43572_7211.N1	01-JUL-2010 01:45:07	Bright	56.000	160	23Gam Per	2.9300	4700.0	112	43572	No
23	GOM_NL__2PRFIN20100701_014831_000000462090_00432_43572_7212.N1	01-JUL-2010 01:48:31	Bright	46.000	73	57Gam1And	2.2600	13100.	92	43572	No
24	GOM_NL__2PRFIN20100701_015108_000000502090_00432_43572_7213.N1	01-JUL-2010 01:51:08	Twilight	49.500	173	4Bet Tri	3.0040	8900.0	99	43572	No
25	GOM_NL__2PRFIN20100701_015523_000000612090_00432_43572_7214.N1	01-JUL-2010 01:55:23	Dark	60.500	50	13Alp Ari	2.0070	4250.0	121	43572	No
26	GOM_NL__2PRFIN20100701_020020_000000492090_00432_43572_7215.N1	01-JUL-2010 02:00:20	Dark	48.500	94	92Alp Cet	2.5260	3100.0	97	43572	No
27	GOM_NL__2PRFIN20100701_021935_000000582090_00433_43573_7204.N1	01-JUL-2010 02:19:35	Dark	58.000	84	Alp Phe	2.3970	4500.0	116	43573	No
28	GOM_NL__2PRFIN20100701_022604_000000542090_00433_43573_7205.N1	01-JUL-2010 02:26:04	Straylight	53.500	63	Bet Gru	2.1500	2800.0	107	43573	No
29	GOM_NL__2PRFIN20100701_022801_000000552090_00433_43573_7206.N1	01-JUL-2010 02:28:01	Straylight	55.000	31	Alp Gru	1.7340	15200.	110	43573	No
30	GOM_NL__2PRFIN20100701_023025_000000472090_00433_43573_7207.N1	01-JUL-2010 02:30:25	Straylight	46.500	45	Alp Pav	1.9400	26000.	93	43573	No
31	GOM_NL__2PRFIN20100701_023954_000000472090_00433_43573_7208.N1	01-JUL-2010 02:39:54	Twilight	46.500	103	38Zet Sgr	2.6000	9700.0	93	43573	No
32	GOM_NL__2PRFIN20100701_024241_000000472090_00433_43573_7209.N1	01-JUL-2010 02:42:41	Bright	46.500	155	41Pi Sgr	2.9000	6600.0	93	43573	No
33	GOM_NL__2PRFIN20100701_025102_000000372090_00433_43573_7210.N1	01-JUL-2010 02:51:02	Bright	37.000	126	60Bet Oph	2.7700	4250.0	74	43573	No
34	GOM_NL__2PRFIN20100701_025322_000000382090_00433_43573_7211.N1	01-JUL-2010 02:53:22	Bright	38.000	59	55Alp Oph	2.0800	8900.0	76	43573	No
35	GOM_NL__2PRFIN20100701_025513_000000502090_00433_43573_7212.N1	01-JUL-2010 02:55:13	Bright	49.500	168	17Zet Aql	2.9860	11000.	99	43573	No
36	GOM_NL__2PRFIN20100701_030213_000000422090_00433_43573_7213.N1	01-JUL-2010 03:02:13	Bright	41.500	5	3Alp Lyr	0.033000	11000.	83	43573	No
37	GOM_NL__2PRFIN20100701_030449_000000362090_00433_43573_7214.N1	01-JUL-2010 03:04:49	Bright	35.500	130	23Bet Dra	2.7990	5800.0	71	43573	No
38	GOM_NL__2PRFIN20100701_030645_000000402090_00433_43573_7215.N1	01-JUL-2010 03:06:45	Bright	40.000	144	18Del Cyg	2.8600	11000.	80	43573	No
39	GOM_NL__2PRFIN20100701_031345_000000482090_00433_43573_7216.N1	01-JUL-2010 03:13:45	Bright	47.500	89	5Alp Cep	2.4510	8000.0	95	43573	No
40	GOM_NL__2PRFIN20100701_032106_000000482090_00433_43573_7217.N1	01-JUL-2010 03:21:06	Bright	47.500	74	11Bet Cas	2.2680	6600.0	95	43573	No
41	GOM_NL__2PRFIN20100701_032248_000000482090_00433_43573_7218.N1	01-JUL-2010 03:22:48	Bright	48.000	68	18Alp Cas	2.2250	4500.0	96	43573	No
42	GOM_NL__2PRFIN20100701_032542_000000512090_00433_43573_7219.N1	01-JUL-2010 03:25:42	Bright	51.000	160	23Gam Per	2.9300	4700.0	102	43573	No

220	GOM_NL__2PRFIN20100701_205430_000000952090_00444_43584_6859.N1	01-JUL-2010 20:54:30	Straylight	94.500	18	24Alp PsA	1.1660	9700.0	189	43584	No
221	GOM_NL__2PRFIN20100701_205742_000000562090_00444_43584_6860.N1	01-JUL-2010 20:57:42	Straylight	55.500	172	Gam Gru	3.0030	13100.	111	43584	No
222	GOM_NL__2PRFIN20100701_210918_000000452090_00444_43584_6861.N1	01-JUL-2010 21:09:18	Bright	45.000	155	41Pi Sgr	2.9000	6600.0	90	43584	No
223	GOM_NL__2PRFIN20100701_212143_000000482090_00444_43584_6862.N1	01-JUL-2010 21:21:43	Bright	48.000	168	17Zet Aql	2.9860	11000.	96	43584	No
224	GOM_NL__2PRFIN20100701_212843_000000402090_00444_43584_6863.N1	01-JUL-2010 21:28:43	Bright	39.500	5	3Alp Lyr	0.033000	11000.	79	43584	No
225	GOM_NL__2PRFIN20100701_213310_000000492090_00444_43584_6864.N1	01-JUL-2010 21:33:10	Bright	49.000	144	18Del Cyg	2.8600	11000.	98	43584	No
226	GOM_NL__2PRFIN20100701_213648_000000562090_00444_43584_6865.N1	01-JUL-2010 21:36:48	Bright	55.500	19	50Alp Cyg	1.2460	10500.	111	43584	No
227	GOM_NL__2PRFIN20100701_214013_000000482090_00444_43584_6866.N1	01-JUL-2010 21:40:13	Bright	47.500	89	5Alp Cep	2.4510	8000.0	95	43584	No
228	GOM_NL__2PRFIN20100701_214736_000000492090_00444_43584_6867.N1	01-JUL-2010 21:47:36	Bright	48.500	74	11Bet Cas	2.2680	6600.0	97	43584	No
229	GOM_NL__2PRFIN20100701_214910_000000412090_00444_43584_6868.N1	01-JUL-2010 21:49:10	Bright	40.500	110	37Del Cas	2.6780	8900.0	81	43584	No
230	GOM_NL__2PRFIN20100701_215541_000000482090_00444_43584_6869.N1	01-JUL-2010 21:55:41	Bright	47.500	73	57Gam1And	2.2600	13100.	95	43584	No
231	GOM_NL__2PRFIN20100701_215815_000000732090_00444_43584_6870.N1	01-JUL-2010 21:58:15	Tw_i_and_stray	72.500	53	43Bet And	2.0480	3300.0	145	43584	No
232	GOM_NL__2PRFIN20100701_220238_000000582090_00444_43584_6871.N1	01-JUL-2010 22:02:38	Dark	58.000	50	13Alp Ari	2.0070	4250.0	116	43584	No
233	GOM_NL__2PRFIN20100701_222237_000000912090_00444_43584_6872.N1	01-JUL-2010 22:22:37	Dark	91.000	52	16Bet Cet	2.0370	4500.0	182	43584	No
234	GOM_NL__2PRFIN20100701_222659_000000482090_00445_43585_6877.N1	01-JUL-2010 22:26:59	Dark	48.000	84	Alp Phe	2.3970	4500.0	96	43585	No
235	GOM_NL__2PRFIN20100701_223328_000000532090_00445_43585_6878.N1	01-JUL-2010 22:33:28	Straylight	52.500	63	Bet Gru	2.1500	2800.0	105	43585	No
236	GOM_NL__2PRFIN20100701_223508_000000762090_00445_43585_6879.N1	01-JUL-2010 22:35:08	Straylight	75.500	18	24Alp PsA	1.1660	9700.0	151	43585	No
237	GOM_NL__2PRFIN20100701_224954_000000462090_00445_43585_6880.N1	01-JUL-2010 22:49:54	Bright	45.500	155	41Pi Sgr	2.9000	6600.0	91	43585	No
238	GOM_NL__2PRFIN20100701_230218_000000502090_00445_43585_6881.N1	01-JUL-2010 23:02:18	Bright	50.000	168	17Zet Aql	2.9860	11000.	100	43585	No
239	GOM_NL__2PRFIN20100701_230918_000000462090_00445_43585_6882.N1	01-JUL-2010 23:09:18	Bright	46.000	5	3Alp Lyr	0.033000	11000.	92	43585	No
240	GOM_NL__2PRFIN20100701_231346_000000502090_00445_43585_6883.N1	01-JUL-2010 23:13:46	Bright	50.000	144	18Del Cyg	2.8600	11000.	100	43585	No
241	GOM_NL__2PRFIN20100701_231723_000000622090_00445_43585_6884.N1	01-JUL-2010 23:17:23	Bright	62.000	19	50Alp Cyg	1.2460	10500.	124	43585	No
242	GOM_NL__2PRFIN20100701_232048_000000432090_00445_43585_6885.N1	01-JUL-2010 23:20:48	Bright	43.000	89	5Alp Cep	2.4510	8000.0	86	43585	No
243	GOM_NL__2PRFIN20100701_232811_000000512090_00445_43585_6886.N1	01-JUL-2010 23:28:11	Bright	50.500	74	11Bet Cas	2.2680	6600.0	101	43585	No
244	GOM_NL__2PRFIN20100701_232945_000000422090_00445_43585_6887.N1	01-JUL-2010 23:29:45	Bright	42.000	110	37Del Cas	2.6780	8900.0	84	43585	No
245	GOM_NL__2PRFIN20100701_233617_000000542090_00445_43585_6888.N1	01-JUL-2010 23:36:17	Bright	54.000	73	57Gam1And	2.2600	13100.	108	43585	No
246	GOM_NL__2PRFIN20100701_233851_000000702090_00445_43585_6889.N1	01-JUL-2010 23:38:51	Tw_i_and_stray	70.000	53	43Bet And	2.0480	3300.0	140	43585	No
247	GOM_NL__2PRFIN20100701_234314_000000592090_00445_43585_6890.N1	01-JUL-2010 23:43:14	Dark	58.500	50	13Alp Ari	2.0070	4250.0	117	43585	No

3. Quality information per product

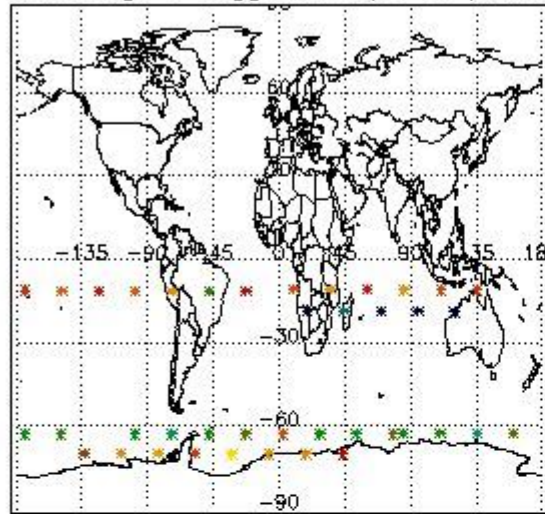
In this section it is plotted some information contained in the Quality Summary data set of the level 2 products. Only products in dark limb conditions and without errors (error flag in the MPH set to "0") are used.

3.1 Plot quality information per product (time dependant)

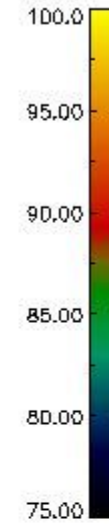
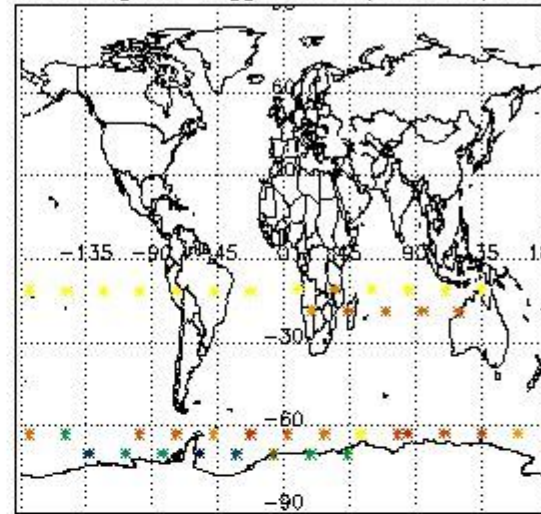


3.2 Plot quality information per product (world map)


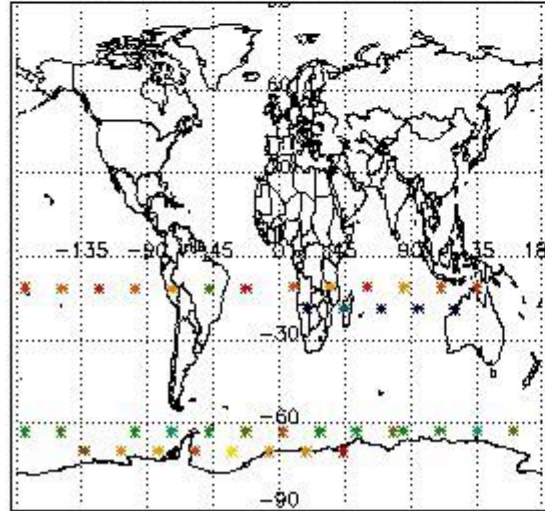
Percentage of flagged data per O3 profile



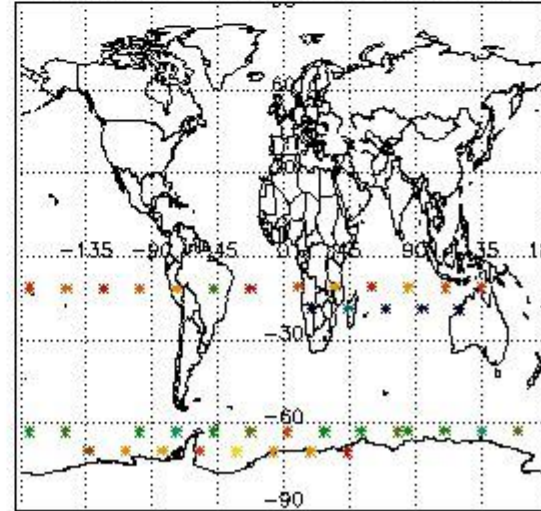
Percentage of flagged data per H2O profile



Percentage of flagged data per NO2 profile



Percentage of flagged data per NO3 profile

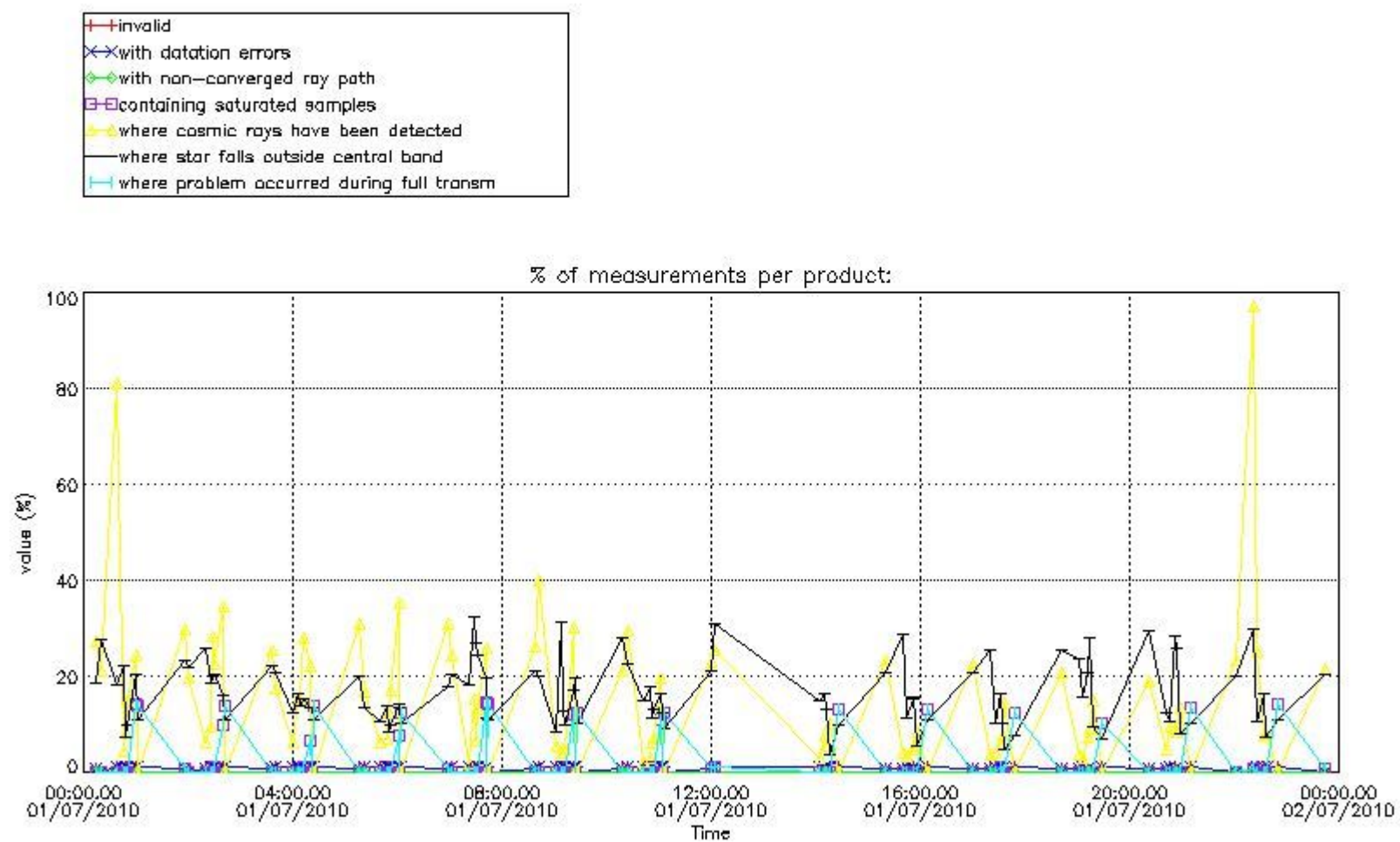


4. Level 1 quality information per product

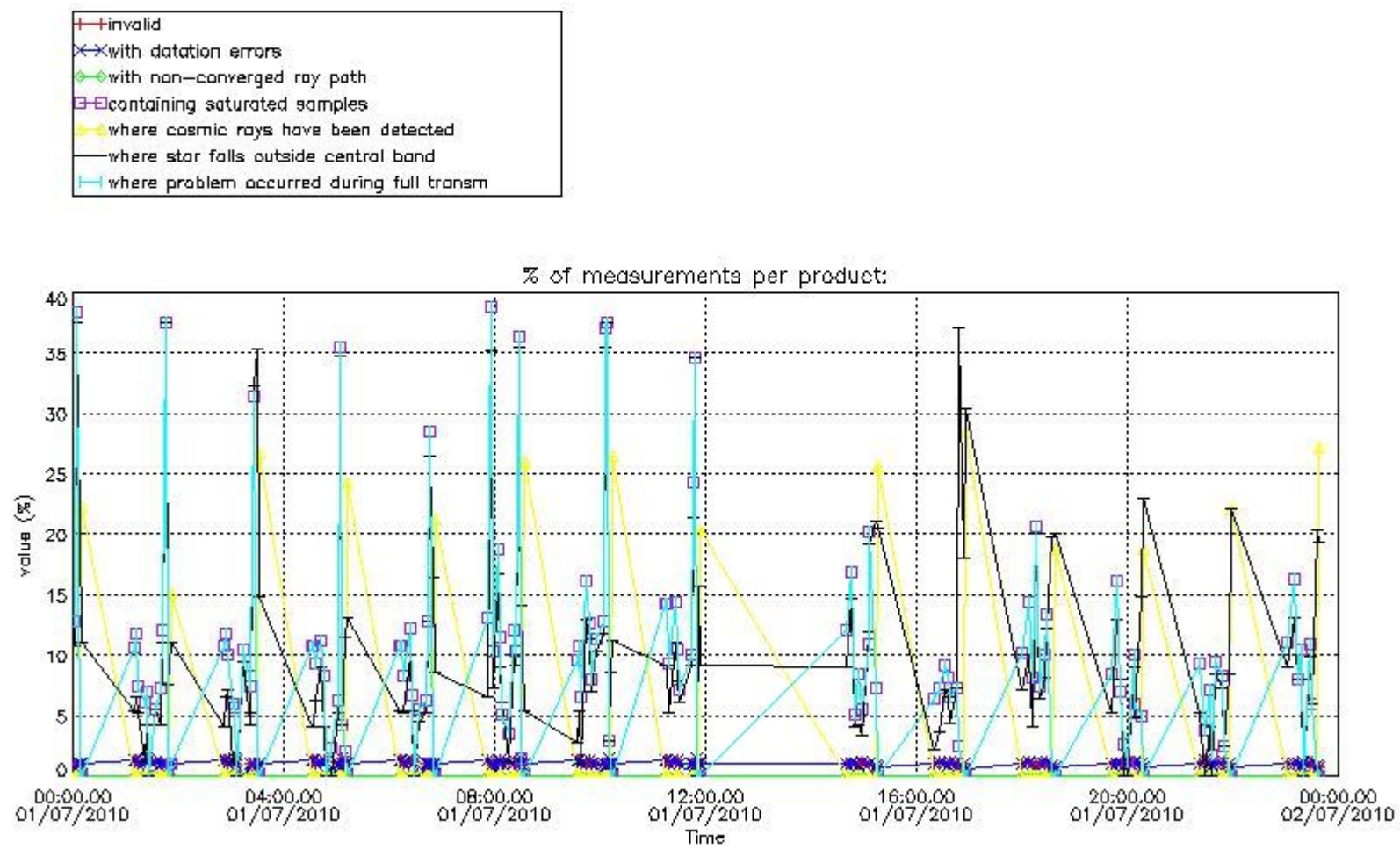
In this section it is plotted some information contained in the Quality Summary data set of the level 2 products that comes from the level 1b processing. Products without errors (error flag in the MPH set to "0") are used.

4.1 Plot quality information per product (time dependant) coming from level 1b processing

4.1.1 Plot level 1 quality information per product (time dependant): ENVISAT ASCENDING passes



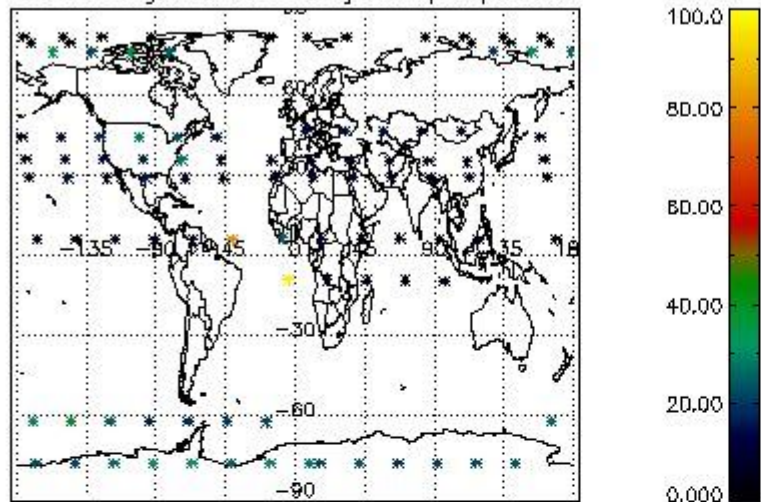
4.1.2 Plot level 1 quality information per product (time dependant): ENVI SAT DESCENDING passes



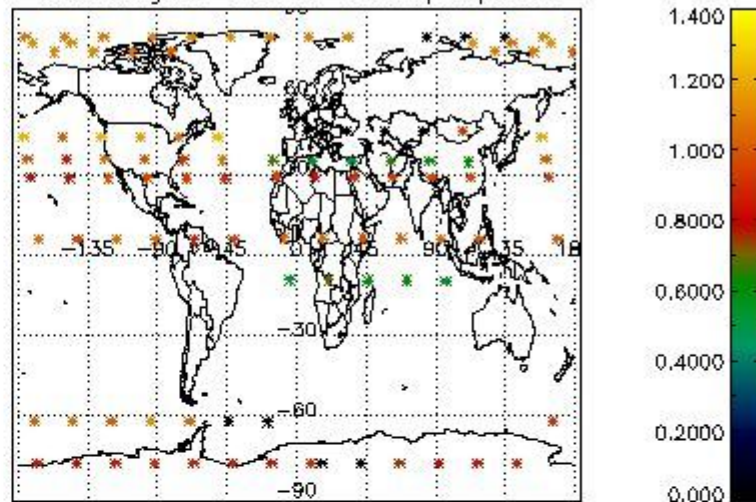
4.2 Plot quality information per product coming from level 1b processing (world map)

4.2.1 Plot level 1 quality information per product (world map): ENVISAT ASCENDING passes

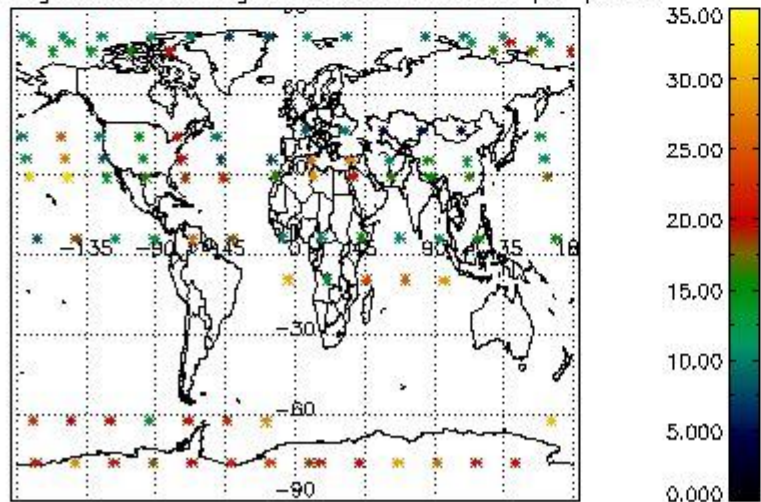
Percentage of cosmic ray hits per profile



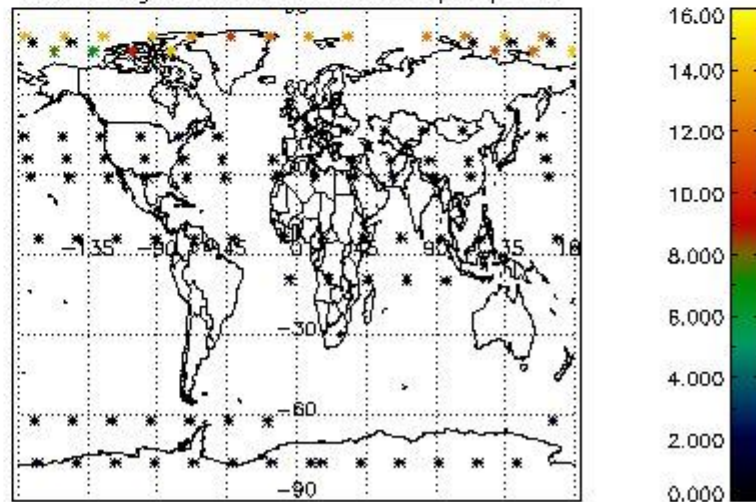
Percentage of datation errors per profile



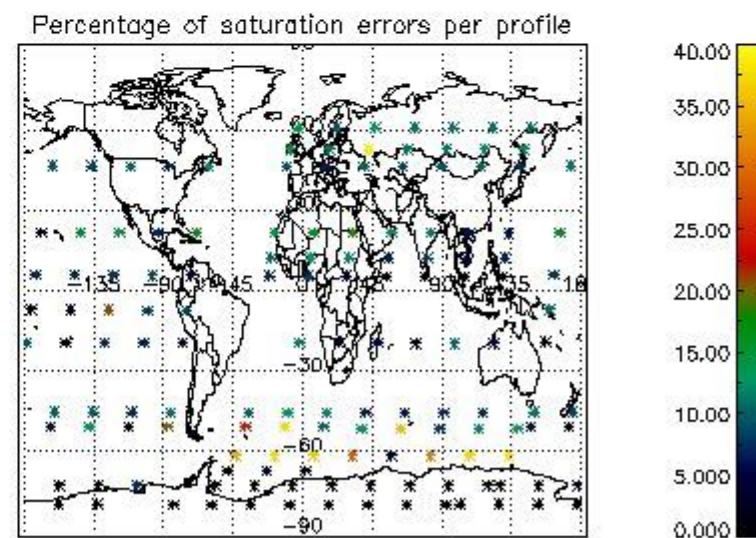
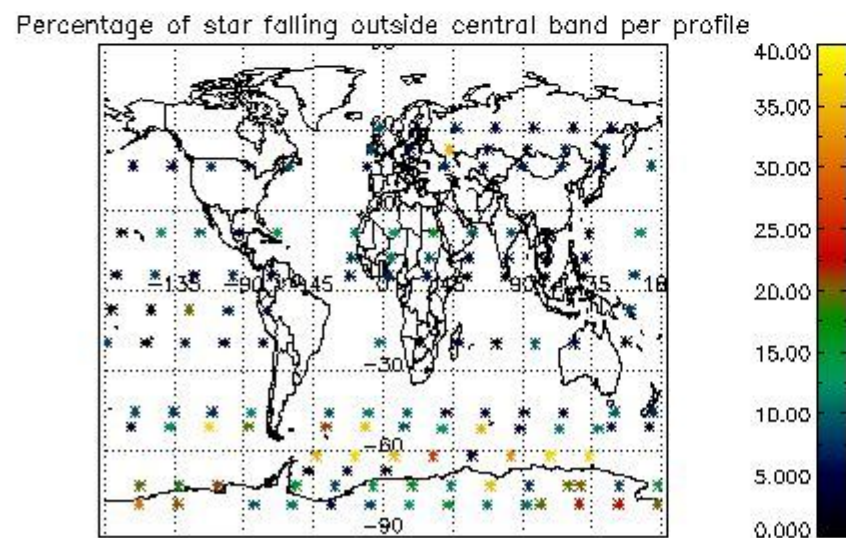
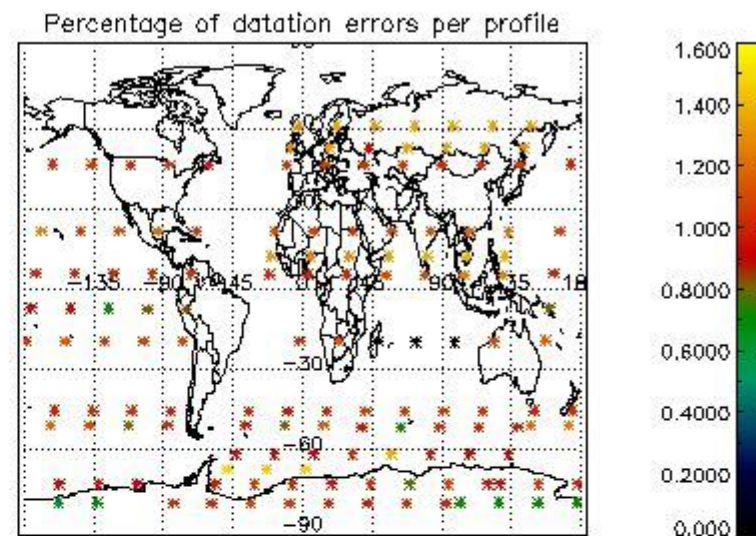
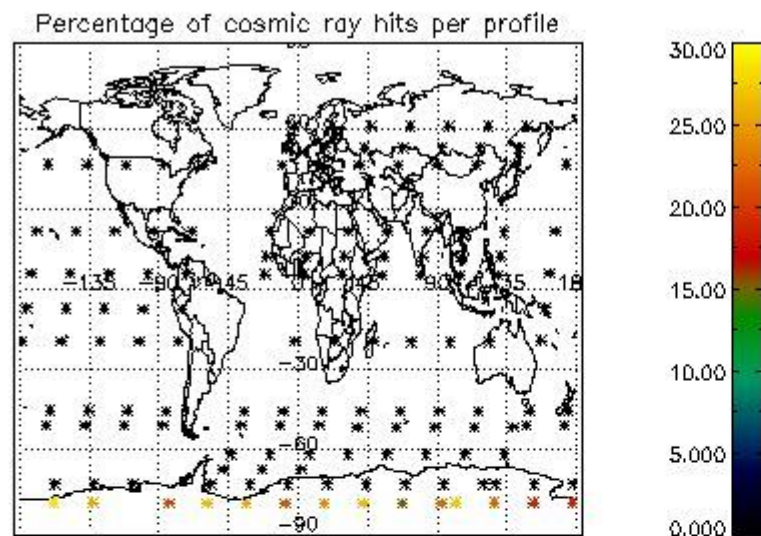
Percentage of star falling outside central band per profile



Percentage of saturation errors per profile



4.2.2 Plot level 1 quality information per product (world map): ENVISAT DESCENDING passes



5. Trace gas profiles

5.1 Ozone statistics based on quality of products

The final quality of the products can be "measured" using the STD (Standard Deviation) attached to every point profile. This information is written to the parameter GOM_NL__2P/NL_LOCAL_SPECIES_DENSITY/o3_std of the level 2 products. The table below shows the statistics for given STD ranges.

The statistics are given with respect to the overall valid production:

- Products without fatal errors: GOM_NL__2P/MPH/PRODUCT_ERR=0
- Valid point profile: GOM_NL__2P/NL_LOCAL_SPECIES_DENSITY/pcd(0)=0

The 'Criteria' is applied to valid points of dark limb products:

- Products in dark limb illumination condition: GOM_NL__2P/NL_SUMMARY_QUALITY/obs_ill_cond=0
- Products without fatal errors: GOM_NL__2P/MPH/PRODUCT_ERR=0
- Valid point profile: GOM_NL__2P/NL_LOCAL_SPECIES_DENSITY/pcd(0)=0

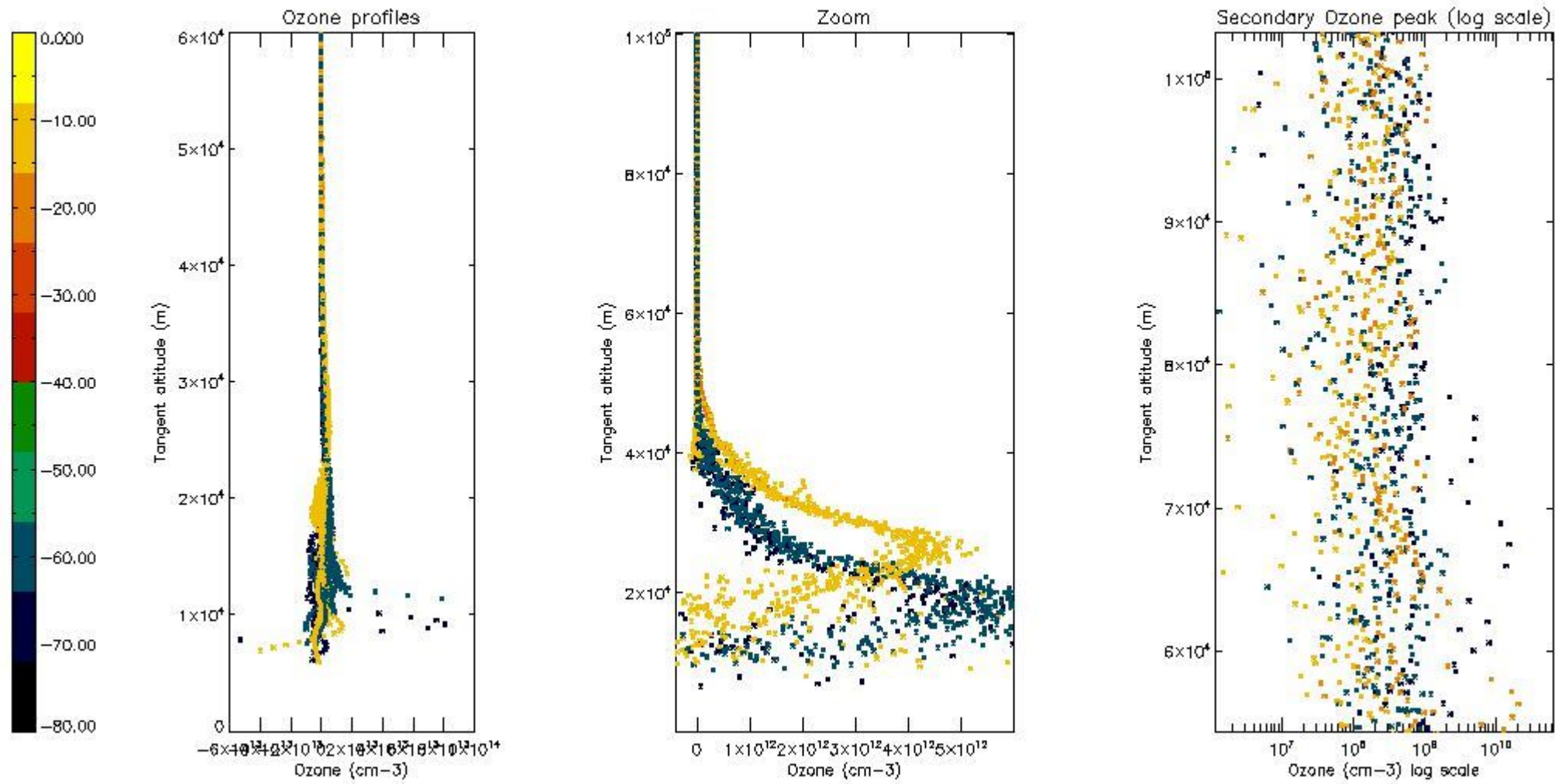
So, the table below shows the percentage of dark limb and valid observations for each criteria with respect to the overall valid daily observations.

Criteria	% of total production
All STD	19
STD < 20	5

STD < 10	3
STD < 5	0

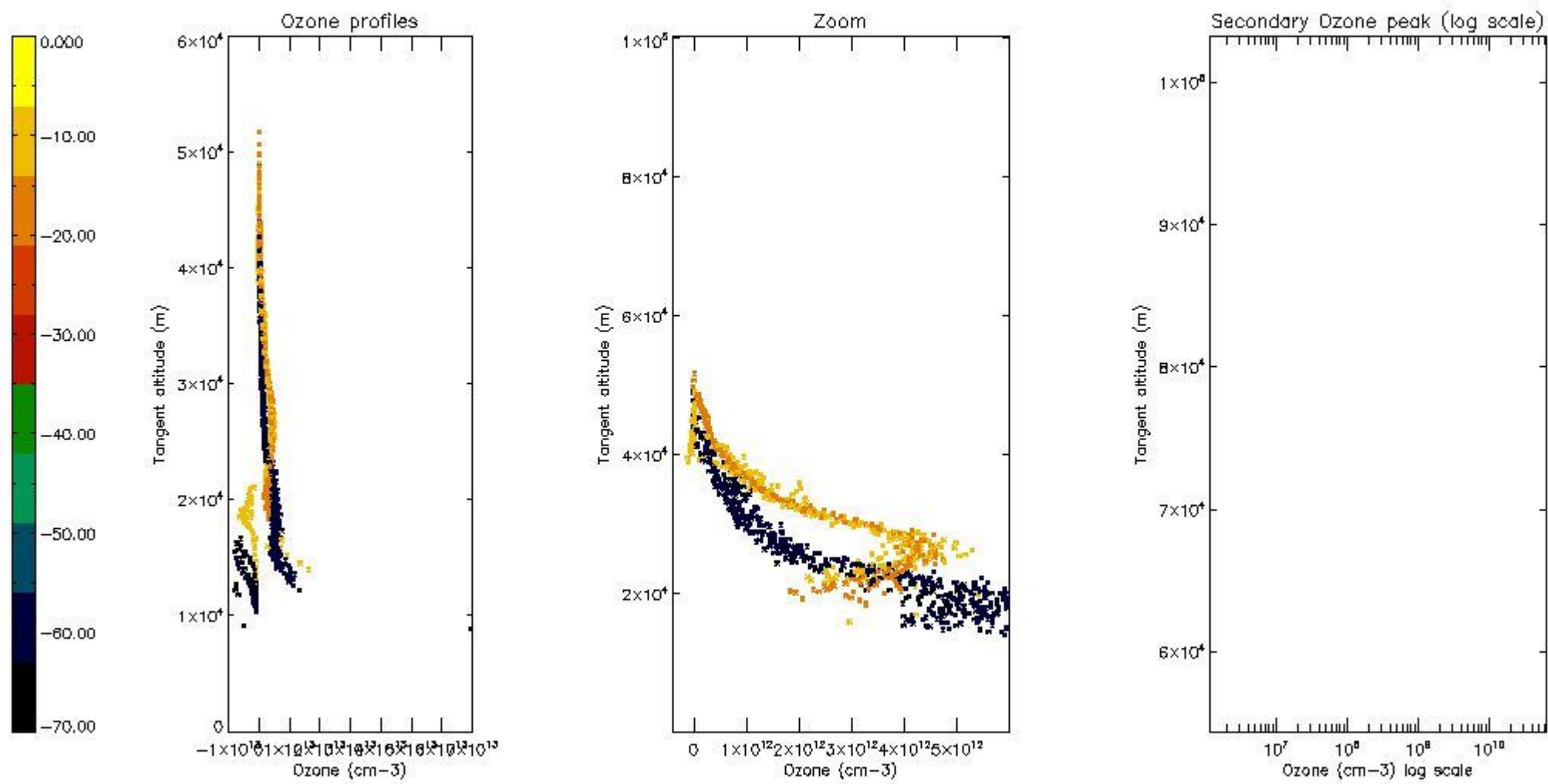
5.2 Plot ozone profiles for all STD (dark without errors)

The colorbar represents the latitude.



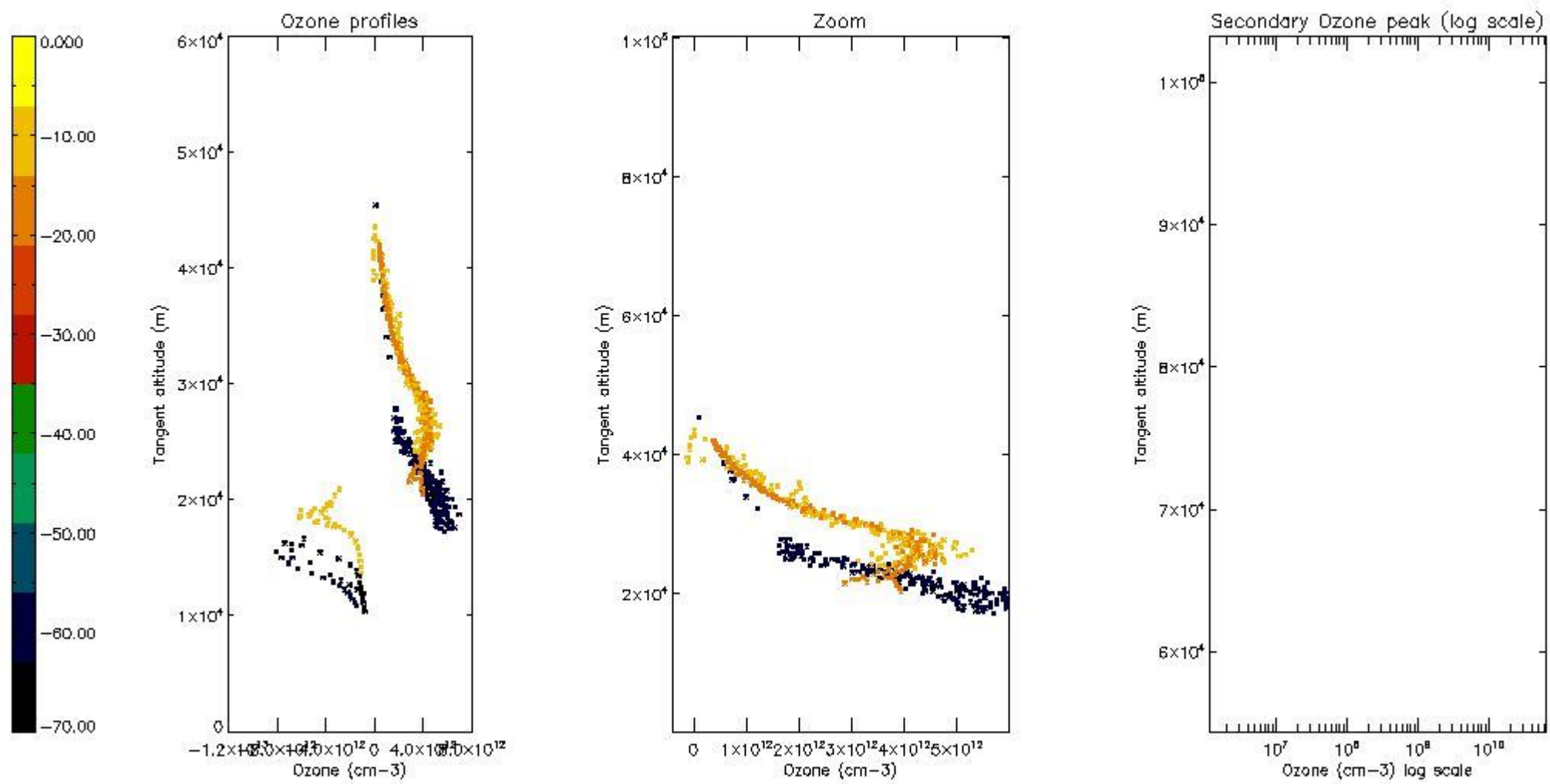
5.3 Plot ozone profiles where STD < 20% (dark without errors)

The colorbar represents the latitude.



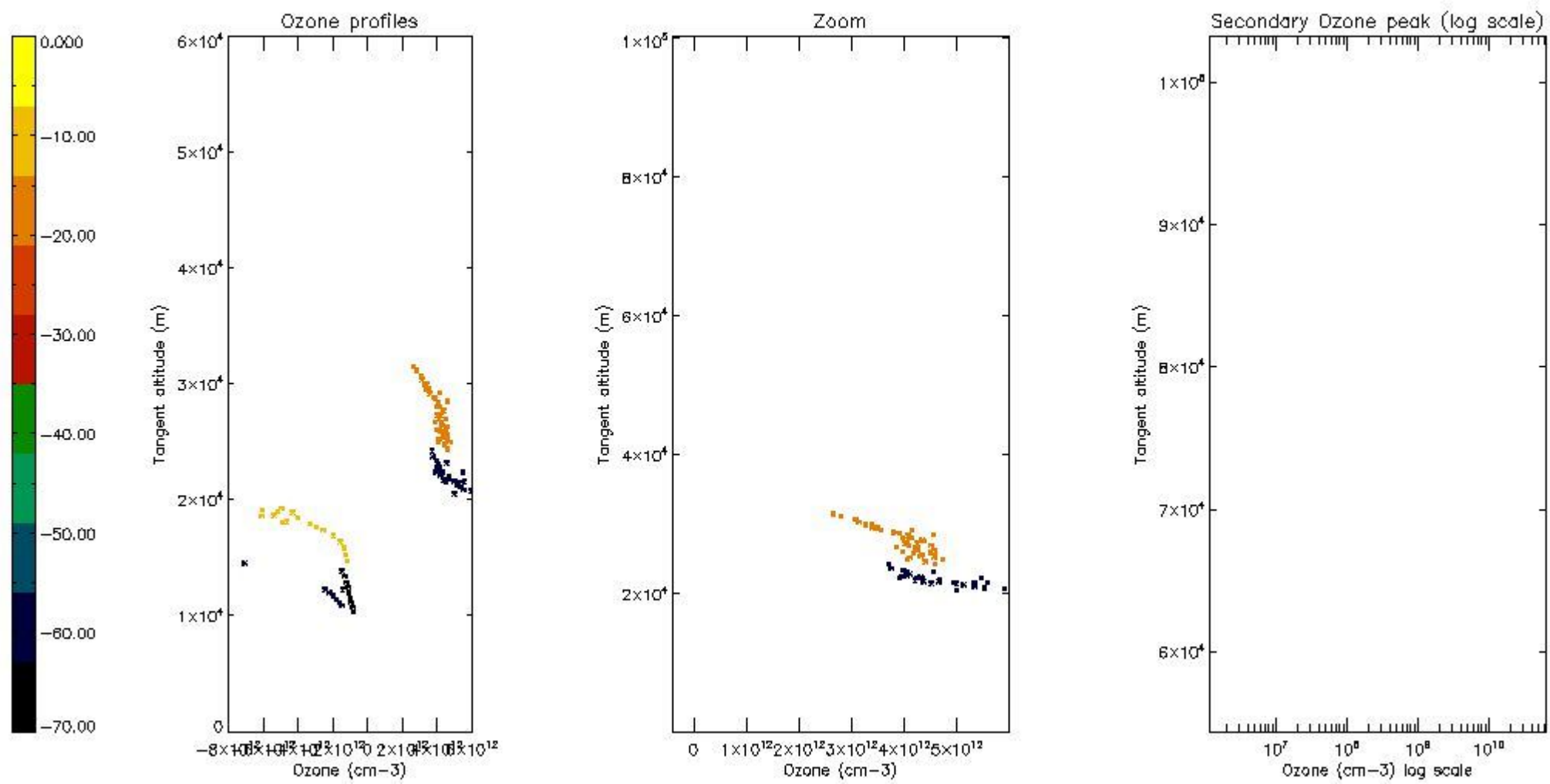
5.4 Plot ozone profiles where $STD < 10\%$ (dark without errors)

The colorbar represents the latitude.



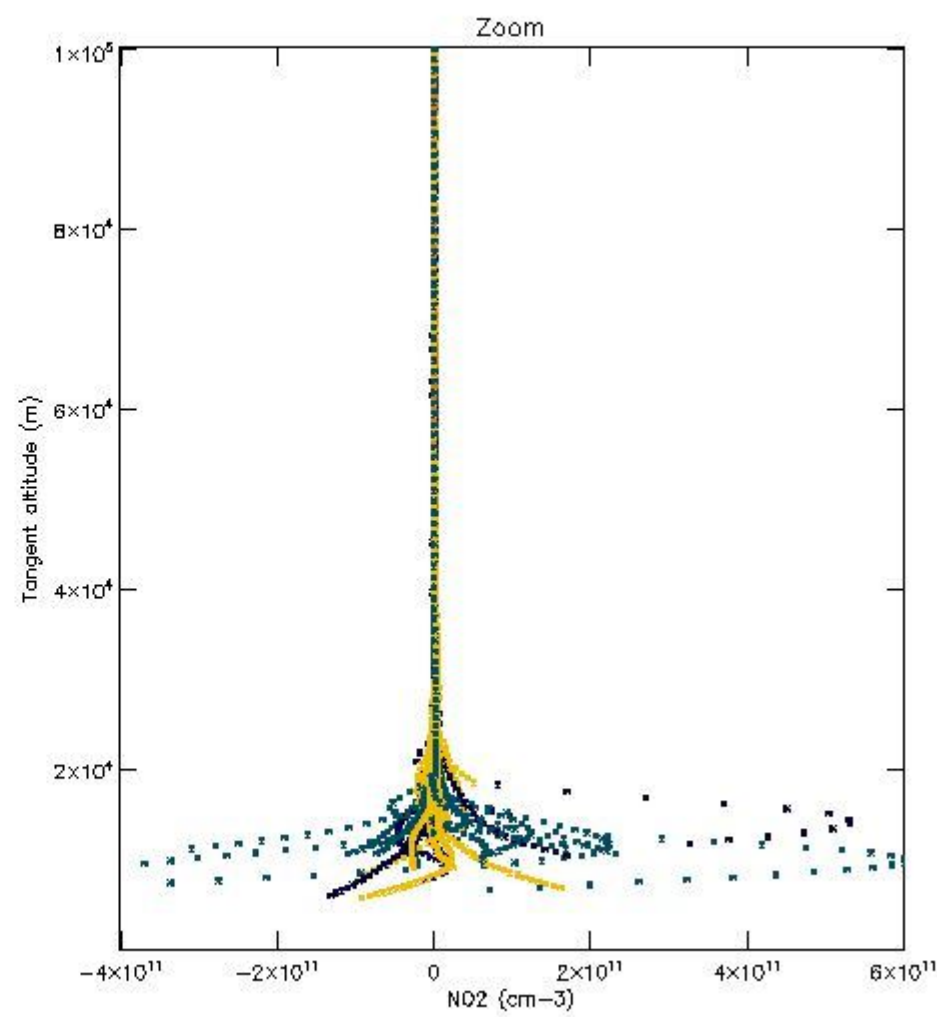
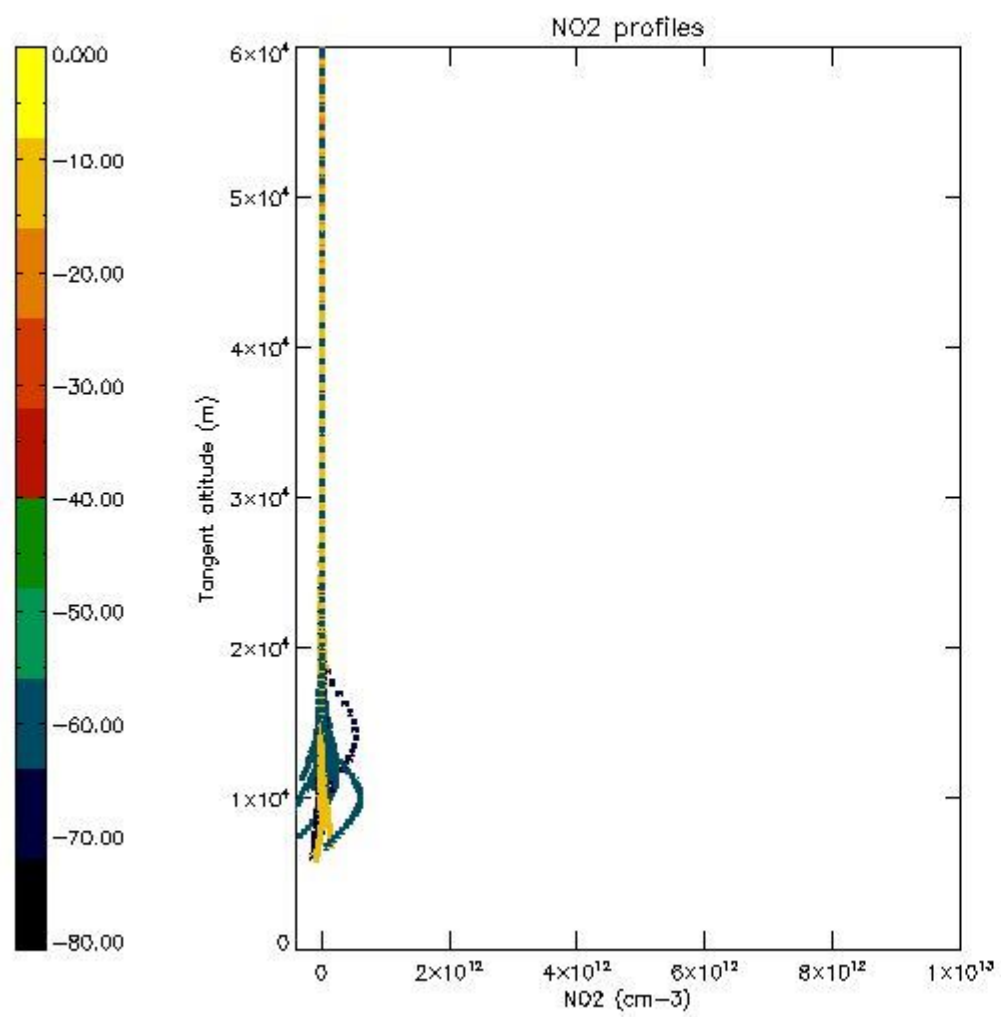
5.5 Plot ozone profiles where STD < 5% (dark without errors)

The colorbar represents the latitude.



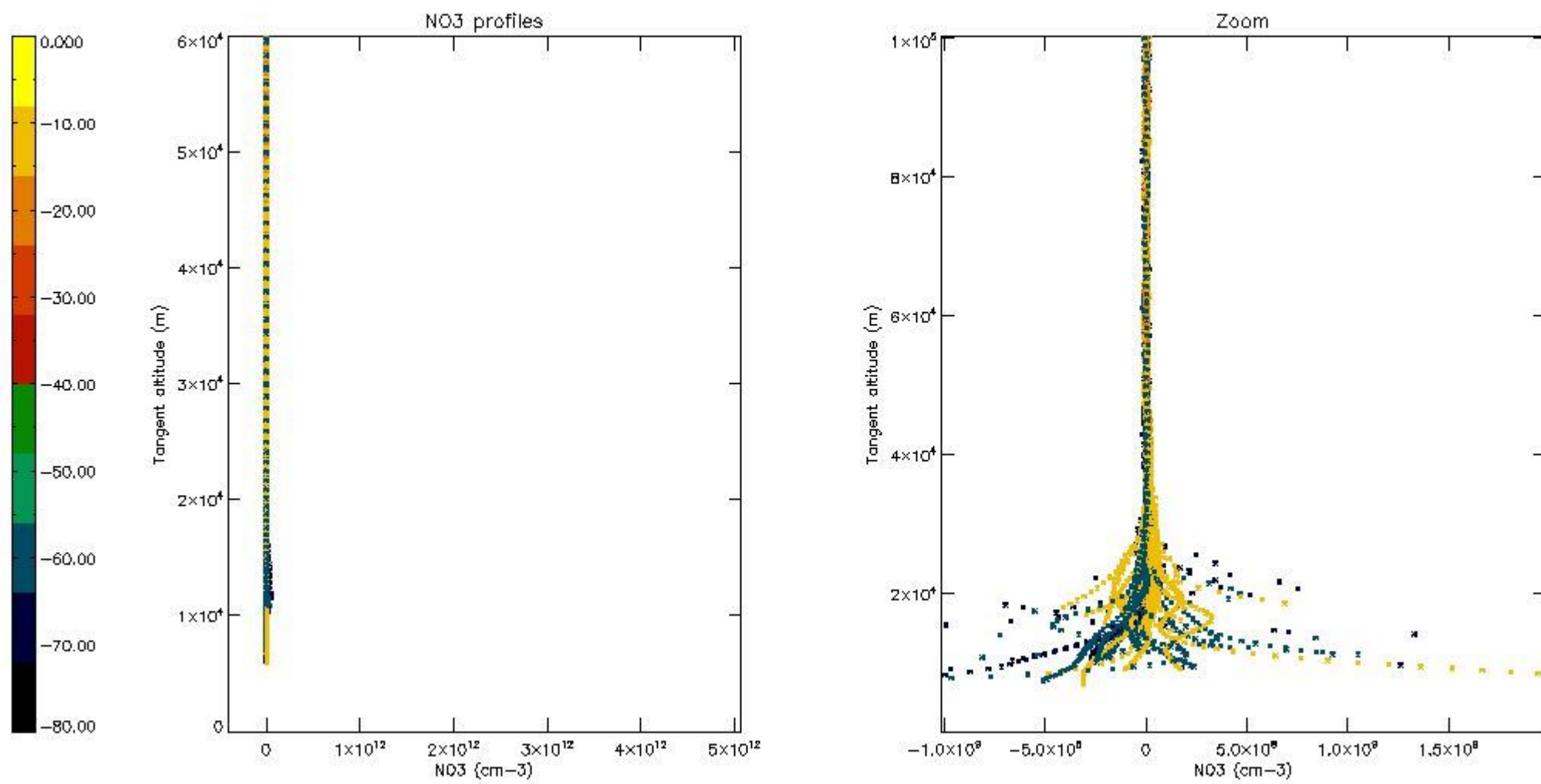
5.6 Plot NO₂ profiles for all STD (dark without errors)

The colorbar represents the latitude.



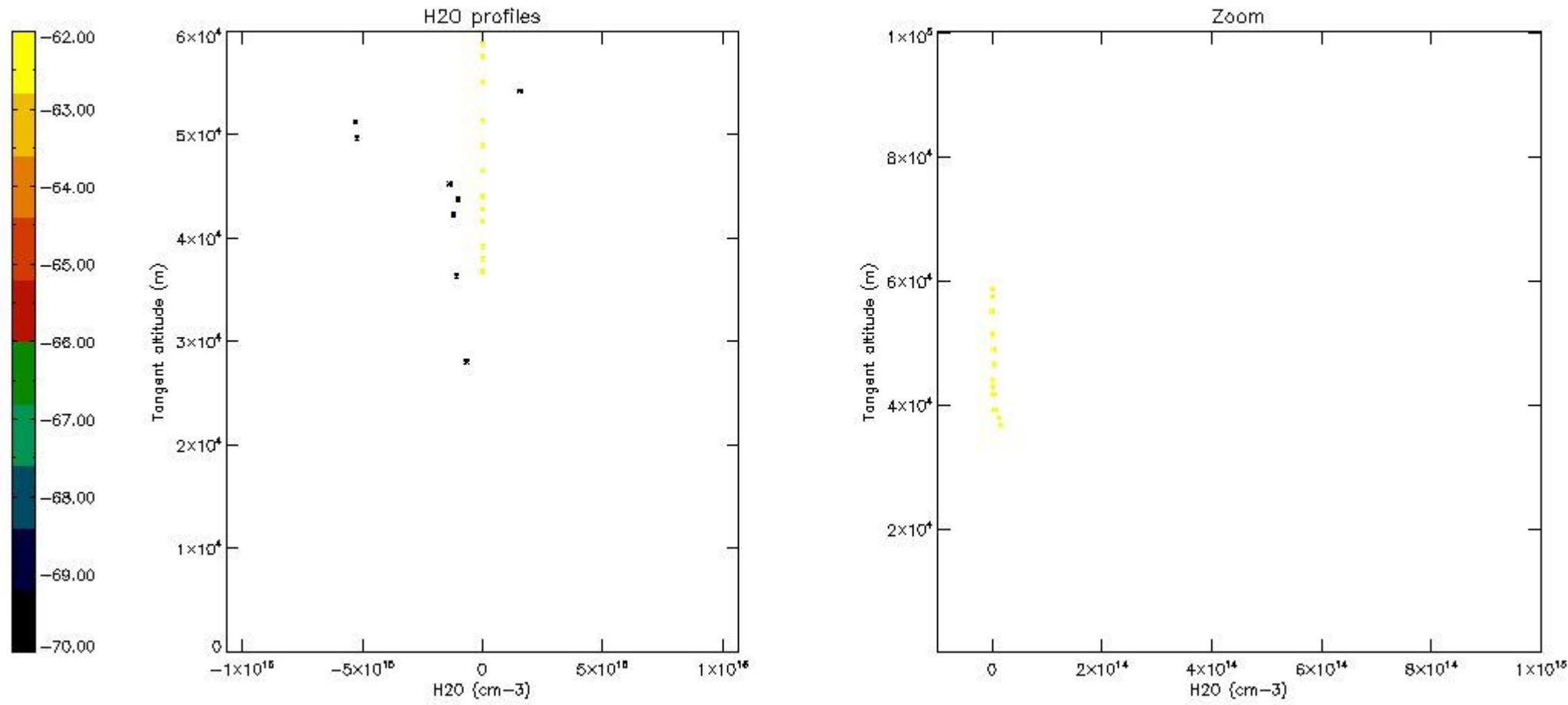
5.7 Plot NO3 profiles for all STD (dark without errors)

The colorbar represents the latitude.



5.8 Plot H2O profiles for all STD (only for occultations of stars 1,2,3,4,13,14,16,26,63 dark without errors)

The colorbar represents the latitude.



6. Auxiliary Data Files used for the production reported in section 2

The number reported in the third column indicates since which file (see list in section 2) the corresponding auxiliary file has been used. The fourth column is the date of those product files.

Type	Auxiliary Filename	Used since product	Used since product date
INST_PHYS_CHARACTERISTICS	GOM_INS_AXVIEC20091111_143220_20030716_120000_20500101_000000	1	01-JUL-2010 00:01:37
LEVEL-2_PROC_CONFIG	GOM_PR2_AXVIEC20091111_152718_20020301_000000_20500101_000000	1	01-JUL-2010 00:01:37
CROSS_SECTIONS_FILE	GOM_CRS_AXVIEC20091111_154832_20020301_000000_20500101_000000	1	01-JUL-2010 00:01:37

GOMOS Level 2 Daily Report

SUMMARY

[1. General Info](#)

[2. Summary of processed GOM_NL_2P products](#)

[3. Level 2 Quality information per product](#)

[3.1 Plot of level 2 quality information per product \(time dependant\)](#)

[3.2 Plot of level 2 quality information per product \(world map\)](#)

[4. Level 1 Quality information per product \(stored on level 2 products\)](#)

[4.1 Plot of level 1 quality information per product \(time dependant\)](#)

[4.1.1 Plot of level 1 quality information per product \(time dependant\): ASCENDING](#)

[4.1.2 Plot of level 1 quality information per product \(time dependant\): DESCENDING](#)

[4.2 Plot of level 1 quality information per product \(world map\)](#)

[4.2.1 Plot of level 1 quality information per product \(world map\): ASCENDING](#)

[4.2.2 Plot of level 1 quality information per product \(world map\): DESCENDING](#)

[5. Ozone profiles based on quality statistics and other trace gas profiles](#)

[5.1 Ozone statistics based on quality of products](#)

[5.2 Plot ozone profiles for all STD \(dark without errors\)](#)

[5.3 Plot ozone profiles where STD < 20% \(dark without errors\)](#)

[5.4. Plot ozone profiles where STD < 10% \(dark without errors\)](#)

[5.5. Plot ozone profiles where STD < 5% \(dark without errors\)](#)

[5.6 Plot NO2 profiles for all STD \(dark without errors\)](#)

[5.7 Plot NO3 profiles for all STD \(dark without errors\)](#)

[5.8 Plot H2O profiles \(only for occultations of stars 1,2,3,4,13,14,16,26,63 dark without errors\) for all STD](#)

[6. Auxiliary Data Files used for the production reported in section 2](#)

This report presents the daily analysis on parameters extracted from GOMOS level 2 data (GOM_NL__2P). It is intended to monitor some important parameters that will impact the quality of these products. A list of level 2 products (and content) that have arrived during the reporting day to the PCF is also given.

Item	Value
Time of report generation	29APR2013 12:33:50
Data source version	GOMOS/6.01
Start time of products	01-07-2010 (01JUL2010 00:00:00)
Stop time of products	02-07-2010 (02JUL2010 00:00:00)
Store outputs in DB	Yes
Nb of level 2 prods	247
Nb of prods with errors	0

2. Summary of processed GOM_NL__2P products.

Nr	Filename	UTC Start time	Limb	Duration	Star Id	Star Name	Star Mag	Star Temp	Nb Meas	Orbit	Prod. error
1	GOM_NL__2PRFIN20100701_000137_000000512090_00431_43571_7202.N1	01-JUL-2010 00:01:37	Bright	51.000	68	18Alp Cas	2.2250	4500.0	102	43571	No
2	GOM_NL__2PRFIN20100701_000431_000000562090_00431_43571_7203.N1	01-JUL-2010 00:04:31	Bright	56.000	160	23Gam Per	2.9300	4700.0	112	43571	No
3	GOM_NL__2PRFIN20100701_000755_000000532090_00431_43571_7204.N1	01-JUL-2010 00:07:55	Bright	52.500	73	57Gam1And	2.2600	13100.	105	43571	No
4	GOM_NL__2PRFIN20100701_001033_000000502090_00431_43571_7205.N1	01-JUL-2010 00:10:33	Twilight	49.500	173	4Bet Tri	3.0040	8900.0	99	43571	No
5	GOM_NL__2PRFIN20100701_001446_000000572090_00431_43571_7206.N1	01-JUL-2010 00:14:46	Dark	56.500	50	13Alp Ari	2.0070	4250.0	113	43571	No
6	GOM_NL__2PRFIN20100701_001944_000000532090_00431_43571_7207.N1	01-JUL-2010 00:19:44	Dark	52.500	94	92Alp Cet	2.5260	3100.0	105	43571	No
7	GOM_NL__2PRFIN20100701_003859_000000532090_00432_43572_7196.N1	01-JUL-2010 00:38:59	Dark	52.500	84	Alp Phe	2.3970	4500.0	105	43572	No
8	GOM_NL__2PRFIN20100701_004528_000000572090_00432_43572_7197.N1	01-JUL-2010 00:45:28	Straylight	56.500	63	Bet Gru	2.1500	2800.0	113	43572	No
9	GOM_NL__2PRFIN20100701_004724_000000472090_00432_43572_7198.N1	01-JUL-2010 00:47:24	Straylight	47.000	31	Alp Gru	1.7340	15200.	94	43572	No
10	GOM_NL__2PRFIN20100701_004948_000000412090_00432_43572_7199.N1	01-JUL-2010 00:49:48	Straylight	40.500	45	Alp Pav	1.9400	26000.	81	43572	No
11	GOM_NL__2PRFIN20100701_005918_000000492090_00432_43572_7200.N1	01-JUL-2010 00:59:18	Twilight	49.000	103	38Zet Sgr	2.6000	9700.0	98	43572	No
12	GOM_NL__2PRFIN20100701_010204_000000472090_00432_43572_7201.N1	01-JUL-2010 01:02:04	Bright	46.500	155	41Pi Sgr	2.9000	6600.0	93	43572	No
13	GOM_NL__2PRFIN20100701_011026_000000382090_00432_43572_7202.N1	01-JUL-2010 01:10:26	Bright	37.500	126	60Bet Oph	2.7700	4250.0	75	43572	No
14	GOM_NL__2PRFIN20100701_011246_000000382090_00432_43572_7203.N1	01-JUL-2010 01:12:46	Bright	38.000	59	55Alp Oph	2.0800	8900.0	76	43572	No
15	GOM_NL__2PRFIN20100701_011438_000000482090_00432_43572_7204.N1	01-JUL-2010 01:14:38	Bright	47.500	168	17Zet Aql	2.9860	11000.	95	43572	No
16	GOM_NL__2PRFIN20100701_012137_000000412090_00432_43572_7205.N1	01-JUL-2010 01:21:37	Bright	41.000	5	3Alp Lyr	0.033000	11000.	82	43572	No
17	GOM_NL__2PRFIN20100701_012414_000000362090_00432_43572_7206.N1	01-JUL-2010 01:24:14	Bright	36.000	130	23Bet Dra	2.7990	5800.0	72	43572	No
18	GOM_NL__2PRFIN20100701_012609_000000402090_00432_43572_7207.N1	01-JUL-2010 01:26:09	Bright	40.000	144	18Del Cyg	2.8600	11000.	80	43572	No
19	GOM_NL__2PRFIN20100701_013310_000000462090_00432_43572_7208.N1	01-JUL-2010 01:33:10	Bright	45.500	89	5Alp Cep	2.4510	8000.0	91	43572	No
20	GOM_NL__2PRFIN20100701_014030_000000482090_00432_43572_7209.N1	01-JUL-2010 01:40:30	Bright	48.000	74	11Bet Cas	2.2680	6600.0	96	43572	No
21	GOM_NL__2PRFIN20100701_014212_000000502090_00432_43572_7210.N1	01-JUL-2010 01:42:12	Bright	50.000	68	18Alp Cas	2.2250	4500.0	100	43572	No
22	GOM_NL__2PRFIN20100701_014507_000000562090_00432_43572_7211.N1	01-JUL-2010 01:45:07	Bright	56.000	160	23Gam Per	2.9300	4700.0	112	43572	No
23	GOM_NL__2PRFIN20100701_014831_000000462090_00432_43572_7212.N1	01-JUL-2010 01:48:31	Bright	46.000	73	57Gam1And	2.2600	13100.	92	43572	No
24	GOM_NL__2PRFIN20100701_015108_000000502090_00432_43572_7213.N1	01-JUL-2010 01:51:08	Twilight	49.500	173	4Bet Tri	3.0040	8900.0	99	43572	No
25	GOM_NL__2PRFIN20100701_015523_000000612090_00432_43572_7214.N1	01-JUL-2010 01:55:23	Dark	60.500	50	13Alp Ari	2.0070	4250.0	121	43572	No
26	GOM_NL__2PRFIN20100701_020020_000000492090_00432_43572_7215.N1	01-JUL-2010 02:00:20	Dark	48.500	94	92Alp Cet	2.5260	3100.0	97	43572	No
27	GOM_NL__2PRFIN20100701_021935_000000582090_00433_43573_7204.N1	01-JUL-2010 02:19:35	Dark	58.000	84	Alp Phe	2.3970	4500.0	116	43573	No
28	GOM_NL__2PRFIN20100701_022604_000000542090_00433_43573_7205.N1	01-JUL-2010 02:26:04	Straylight	53.500	63	Bet Gru	2.1500	2800.0	107	43573	No
29	GOM_NL__2PRFIN20100701_022801_000000552090_00433_43573_7206.N1	01-JUL-2010 02:28:01	Straylight	55.000	31	Alp Gru	1.7340	15200.	110	43573	No
30	GOM_NL__2PRFIN20100701_023025_000000472090_00433_43573_7207.N1	01-JUL-2010 02:30:25	Straylight	46.500	45	Alp Pav	1.9400	26000.	93	43573	No
31	GOM_NL__2PRFIN20100701_023954_000000472090_00433_43573_7208.N1	01-JUL-2010 02:39:54	Twilight	46.500	103	38Zet Sgr	2.6000	9700.0	93	43573	No
32	GOM_NL__2PRFIN20100701_024241_000000472090_00433_43573_7209.N1	01-JUL-2010 02:42:41	Bright	46.500	155	41Pi Sgr	2.9000	6600.0	93	43573	No
33	GOM_NL__2PRFIN20100701_025102_000000372090_00433_43573_7210.N1	01-JUL-2010 02:51:02	Bright	37.000	126	60Bet Oph	2.7700	4250.0	74	43573	No
34	GOM_NL__2PRFIN20100701_025322_000000382090_00433_43573_7211.N1	01-JUL-2010 02:53:22	Bright	38.000	59	55Alp Oph	2.0800	8900.0	76	43573	No
35	GOM_NL__2PRFIN20100701_025513_000000502090_00433_43573_7212.N1	01-JUL-2010 02:55:13	Bright	49.500	168	17Zet Aql	2.9860	11000.	99	43573	No
36	GOM_NL__2PRFIN20100701_030213_000000422090_00433_43573_7213.N1	01-JUL-2010 03:02:13	Bright	41.500	5	3Alp Lyr	0.033000	11000.	83	43573	No
37	GOM_NL__2PRFIN20100701_030449_000000362090_00433_43573_7214.N1	01-JUL-2010 03:04:49	Bright	35.500	130	23Bet Dra	2.7990	5800.0	71	43573	No
38	GOM_NL__2PRFIN20100701_030645_000000402090_00433_43573_7215.N1	01-JUL-2010 03:06:45	Bright	40.000	144	18Del Cyg	2.8600	11000.	80	43573	No
39	GOM_NL__2PRFIN20100701_031345_000000482090_00433_43573_7216.N1	01-JUL-2010 03:13:45	Bright	47.500	89	5Alp Cep	2.4510	8000.0	95	43573	No
40	GOM_NL__2PRFIN20100701_032106_000000482090_00433_43573_7217.N1	01-JUL-2010 03:21:06	Bright	47.500	74	11Bet Cas	2.2680	6600.0	95	43573	No
41	GOM_NL__2PRFIN20100701_032248_000000482090_00433_43573_7218.N1	01-JUL-2010 03:22:48	Bright	48.000	68	18Alp Cas	2.2250	4500.0	96	43573	No
42	GOM_NL__2PRFIN20100701_032542_000000512090_00433_43573_7219.N1	01-JUL-2010 03:25:42	Bright	51.000	160	23Gam Per	2.9300	4700.0	102	43573	No

43	GOM_NL__2PRFIN20100701_032907_000000652090_00433_43573_7220.N1	01-JUL-2010 03:29:07	Bright	65.000	73	57Gam1And	2.2600	13100.	130	43573	No
44	GOM_NL__2PRFIN20100701_033144_000000512090_00433_43573_7221.N1	01-JUL-2010 03:31:44	Twi_and_stray	50.500	173	4Bet Tri	3.0040	8900.0	101	43573	No
45	GOM_NL__2PRFIN20100701_033559_000000592090_00433_43573_7222.N1	01-JUL-2010 03:35:59	Dark	59.000	50	13Alp Ari	2.0070	4250.0	118	43573	No
46	GOM_NL__2PRFIN20100701_034056_000000492090_00433_43573_7223.N1	01-JUL-2010 03:40:56	Dark	48.500	94	92Alp Cet	2.5260	3100.0	97	43573	No
47	GOM_NL__2PRFIN20100701_040013_000000492090_00434_43574_7212.N1	01-JUL-2010 04:00:13	Dark	48.500	84	Alp Phe	2.3970	4500.0	97	43574	No
48	GOM_NL__2PRFIN20100701_040642_000000532090_00434_43574_7213.N1	01-JUL-2010 04:06:42	Straylight	52.500	63	Bet Gru	2.1500	2800.0	105	43574	No
49	GOM_NL__2PRFIN20100701_040838_000000512090_00434_43574_7214.N1	01-JUL-2010 04:08:38	Straylight	51.000	31	Alp Gru	1.7340	15200.	102	43574	No
50	GOM_NL__2PRFIN20100701_041101_000000432090_00434_43574_7215.N1	01-JUL-2010 04:11:01	Straylight	43.000	45	Alp Pav	1.9400	26000.	86	43574	No
51	GOM_NL__2PRFIN20100701_042031_000000452090_00434_43574_7216.N1	01-JUL-2010 04:20:31	Twi_and_stray	45.000	103	38Zet Sgr	2.6000	9700.0	90	43574	No
52	GOM_NL__2PRFIN20100701_042145_000000452090_00434_43574_7217.N1	01-JUL-2010 04:21:45	Bright	45.000	57	34Sig Sgr	2.0660	26000.	90	43574	No
53	GOM_NL__2PRFIN20100701_042316_000000472090_00434_43574_7218.N1	01-JUL-2010 04:23:16	Bright	46.500	155	41Pi Sgr	2.9000	6600.0	93	43574	No
54	GOM_NL__2PRFIN20100701_043138_000000372090_00434_43574_7219.N1	01-JUL-2010 04:31:38	Bright	37.000	126	60Bet Oph	2.7700	4250.0	74	43574	No
55	GOM_NL__2PRFIN20100701_043358_000000372090_00434_43574_7220.N1	01-JUL-2010 04:33:58	Bright	37.000	59	55Alp Oph	2.0800	8900.0	74	43574	No
56	GOM_NL__2PRFIN20100701_043549_000000492090_00434_43574_7221.N1	01-JUL-2010 04:35:49	Bright	48.500	168	17Zet Aql	2.9860	11000.	97	43574	No
57	GOM_NL__2PRFIN20100701_044248_000000452090_00434_43574_7222.N1	01-JUL-2010 04:42:48	Bright	44.500	5	3Alp Lyr	0.033000	11000.	89	43574	No
58	GOM_NL__2PRFIN20100701_044525_000000372090_00434_43574_7223.N1	01-JUL-2010 04:45:25	Bright	36.500	130	23Bet Dra	2.7990	5800.0	73	43574	No
59	GOM_NL__2PRFIN20100701_044720_000000452090_00434_43574_7224.N1	01-JUL-2010 04:47:20	Bright	45.000	144	18Del Cyg	2.8600	11000.	90	43574	No
60	GOM_NL__2PRFIN20100701_045421_000000432090_00434_43574_7225.N1	01-JUL-2010 04:54:21	Bright	43.000	89	5Alp Cep	2.4510	8000.0	86	43574	No
61	GOM_NL__2PRFIN20100701_050142_000000482090_00434_43574_7226.N1	01-JUL-2010 05:01:42	Bright	47.500	74	11Bet Cas	2.2680	6600.0	95	43574	No
62	GOM_NL__2PRFIN20100701_050323_000000692090_00434_43574_7227.N1	01-JUL-2010 05:03:23	Bright	69.000	68	18Alp Cas	2.2250	4500.0	138	43574	No
63	GOM_NL__2PRFIN20100701_050619_000000362090_00434_43574_7228.N1	01-JUL-2010 05:06:19	Bright	36.000	160	23Gam Per	2.9300	4700.0	72	43574	No
64	GOM_NL__2PRFIN20100701_050943_000000482090_00434_43574_7229.N1	01-JUL-2010 05:09:43	Bright	48.000	73	57Gam1And	2.2600	13100.	96	43574	No
65	GOM_NL__2PRFIN20100701_051221_000000502090_00434_43574_7230.N1	01-JUL-2010 05:12:21	Twi_and_stray	49.500	173	4Bet Tri	3.0040	8900.0	99	43574	No
66	GOM_NL__2PRFIN20100701_051635_000000582090_00434_43574_7231.N1	01-JUL-2010 05:16:35	Dark	58.000	50	13Alp Ari	2.0070	4250.0	116	43574	No
67	GOM_NL__2PRFIN20100701_052133_000000452090_00434_43574_7232.N1	01-JUL-2010 05:21:33	Dark	44.500	94	92Alp Cet	2.5260	3100.0	89	43574	No
68	GOM_NL__2PRFIN20100701_054050_000000482090_00435_43575_7220.N1	01-JUL-2010 05:40:50	Dark	47.500	84	Alp Phe	2.3970	4500.0	95	43575	No
69	GOM_NL__2PRFIN20100701_054719_000000512090_00435_43575_7221.N1	01-JUL-2010 05:47:19	Straylight	51.000	63	Bet Gru	2.1500	2800.0	102	43575	No
70	GOM_NL__2PRFIN20100701_054915_000000482090_00435_43575_7222.N1	01-JUL-2010 05:49:15	Straylight	48.000	31	Alp Gru	1.7340	15200.	96	43575	No
71	GOM_NL__2PRFIN20100701_055137_000000412090_00435_43575_7223.N1	01-JUL-2010 05:51:37	Straylight	41.000	45	Alp Pav	1.9400	26000.	82	43575	No
72	GOM_NL__2PRFIN20100701_060107_000000462090_00435_43575_7224.N1	01-JUL-2010 06:01:07	Twi_and_stray	45.500	103	38Zet Sgr	2.6000	9700.0	91	43575	No
73	GOM_NL__2PRFIN20100701_060221_000000452090_00435_43575_7225.N1	01-JUL-2010 06:02:21	Bright	44.500	57	34Sig Sgr	2.0660	26000.	89	43575	No
74	GOM_NL__2PRFIN20100701_060353_000000452090_00435_43575_7226.N1	01-JUL-2010 06:03:53	Bright	45.000	155	41Pi Sgr	2.9000	6600.0	90	43575	No
75	GOM_NL__2PRFIN20100701_061214_000000372090_00435_43575_7227.N1	01-JUL-2010 06:12:14	Bright	37.000	126	60Bet Oph	2.7700	4250.0	74	43575	No
76	GOM_NL__2PRFIN20100701_061434_000000372090_00435_43575_7228.N1	01-JUL-2010 06:14:34	Bright	37.000	59	55Alp Oph	2.0800	8900.0	74	43575	No
77	GOM_NL__2PRFIN20100701_061624_000000482090_00435_43575_7229.N1	01-JUL-2010 06:16:24	Bright	48.000	168	17Zet Aql	2.9860	11000.	96	43575	No
78	GOM_NL__2PRFIN20100701_062324_000000452090_00435_43575_7230.N1	01-JUL-2010 06:23:24	Bright	45.000	5	3Alp Lyr	0.033000	11000.	90	43575	No
79	GOM_NL__2PRFIN20100701_062601_000000372090_00435_43575_7231.N1	01-JUL-2010 06:26:01	Bright	37.000	130	23Bet Dra	2.7990	5800.0	74	43575	No
80	GOM_NL__2PRFIN20100701_062755_000000452090_00435_43575_7232.N1	01-JUL-2010 06:27:55	Bright	45.000	144	18Del Cyg	2.8600	11000.	90	43575	No
81	GOM_NL__2PRFIN20100701_063456_000000452090_00435_43575_7233.N1	01-JUL-2010 06:34:56	Bright	45.000	89	5Alp Cep	2.4510	8000.0	90	43575	No
82	GOM_NL__2PRFIN20100701_064217_000000482090_00435_43575_7234.N1	01-JUL-2010 06:42:17	Bright	47.500	74	11Bet Cas	2.2680	6600.0	95	43575	No
83	GOM_NL__2PRFIN20100701_064359_000000512090_00435_43575_7235.N1	01-JUL-2010 06:43:59	Bright	51.000	68	18Alp Cas	2.2250	4500.0	102	43575	No
84	GOM_NL__2PRFIN20100701_064654_000000492090_00435_43575_7236.N1	01-JUL-2010 06:46:54	Bright	49.000	160	23Gam Per	2.9300	4700.0	98	43575	No
85	GOM_NL__2PRFIN20100701_065019_000000522090_00435_43575_7237.N1	01-JUL-2010 06:50:19	Bright	51.500	73	57Gam1And	2.2600	13100.	103	43575	No
86	GOM_NL__2PRFIN20100701_065257_000000472090_00435_43575_7238.N1	01-JUL-2010 06:52:57	Twi_and_stray	47.000	173	4Bet Tri	3.0040	8900.0	94	43575	No
87	GOM_NL__2PRFIN20100701_065712_000000572090_00435_43575_7239.N1	01-JUL-2010 06:57:12	Dark	56.500	50	13Alp Ari	2.0070	4250.0	113	43575	No
88	GOM_NL__2PRFIN20100701_070209_000000492090_00435_43575_7240.N1	01-JUL-2010 07:02:09	Dark	49.000	94	92Alp Cet	2.5260	3100.0	98	43575	No
89	GOM_NL__2PRFIN20100701_072127_000000522090_00436_43576_7236.N1	01-JUL-2010 07:21:27	Dark	52.000	84	Alp Phe	2.3970	4500.0	104	43576	No
90	GOM_NL__2PRFIN20100701_072755_000000652090_00436_43576_7237.N1	01-JUL-2010 07:27:55	Straylight	65.000	63	Bet Gru	2.1500	2800.0	130	43576	No
91	GOM_NL__2PRFIN20100701_072952_000000602090_00436_43576_7238.N1	01-JUL-2010 07:29:52	Straylight	59.500	31	Alp Gru	1.7340	15200.	119	43576	No
92	GOM_NL__2PRFIN20100701_073214_000000492090_00436_43576_7239.N1	01-JUL-2010 07:32:14	Straylight	49.000	45	Alp Pav	1.9400	26000.	98	43576	No
93	GOM_NL__2PRFIN20100701_074143_000000492090_00436_43576_7240.N1	01-JUL-2010 07:41:43	Twi_and_stray	48.500	103	38Zet Sgr	2.6000	9700.0	97	43576	No
94	GOM_NL__2PRFIN20100701_074257_000000442090_00436_43576_7241.N1	01-JUL-2010 07:42:57	Bright	44.000	57	34Sig Sgr	2.0660	26000.	88	43576	No
95	GOM_NL__2PRFIN20100701_074429_000000462090_00436_43576_7242.N1	01-JUL-2010 07:44:29	Bright	45.500	155	41Pi Sgr	2.9000	6600.0	91	43576	No
96	GOM_NL__2PRFIN20100701_075250_000000382090_00436_43576_7243.N1	01-JUL-2010 07:52:50	Bright	38.000	126	60Bet Oph	2.7700	4250.0	76	43576	No
97	GOM_NL__2PRFIN20100701_075510_000000542090_00436_43576_7244.N1	01-JUL-2010 07:55:10	Bright	54.000	59	55Alp Oph	2.0800	8900.0	108	43576	No
98	GOM_NL__2PRFIN20100701_075700_000000492090_00436_43576_7245.N1	01-JUL-2010 07:57:00	Bright	48.500	168	17Zet Aql	2.9860	11000.	97	43576	No
99	GOM_NL__2PRFIN20100701_080359_000000482090_00436_43576_7246.N1	01-JUL-2010 08:03:59	Bright	48.000	5	3Alp Lyr	0.033000	11000.	96	43576	No
100	GOM_NL__2PRFIN20100701_080637_000000392090_00436_43576_7247.N1	01-JUL-2010 08:06:37	Bright	39.000	130	23Bet Dra	2.7990	5800.0	78	43576	No
101	GOM_NL__2PRFIN20100701_080830_000000492090_00436_43576_7248.N1	01-JUL-2010 08:08:30	Bright	49.000	144	18Del Cyg	2.8600	11000.	98	43576	No

102	GOM_NL__2PRFIN20100701_081531_000000442090_00436_43576_7249.N1	01-JUL-2010 08: 15: 31	Bright	43.500	89	5Alp Cep	2.4510	8000.0	87	43576	No
103	GOM_NL__2PRFIN20100701_082252_000000502090_00436_43576_7250.N1	01-JUL-2010 08: 22: 52	Bright	50.000	74	11Bet Cas	2.2680	6600.0	100	43576	No
104	GOM_NL__2PRFIN20100701_082425_000000442090_00436_43576_7251.N1	01-JUL-2010 08: 24: 25	Bright	43.500	110	37Del Cas	2.6780	8900.0	87	43576	No
105	GOM_NL__2PRFIN20100701_082730_000000552090_00436_43576_7252.N1	01-JUL-2010 08: 27: 30	Bright	55.000	160	23Gam Per	2.9300	4700.0	110	43576	No
106	GOM_NL__2PRFIN20100701_082914_000000342090_00436_43576_7253.N1	01-JUL-2010 08: 29: 14	Bright	34.000	175	39Del Per	3.0100	19400.	68	43576	No
107	GOM_NL__2PRFIN20100701_083054_000000502090_00436_43576_7254.N1	01-JUL-2010 08: 30: 54	Bright	49.500	73	57Gam1And	2.2600	13100.	99	43576	No
108	GOM_NL__2PRFIN20100701_083333_000000462090_00436_43576_7255.N1	01-JUL-2010 08: 33: 33	Tw_i_and_stray	46.000	173	4Bet Tri	3.0040	8900.0	92	43576	No
109	GOM_NL__2PRFIN20100701_083748_000000592090_00436_43576_7256.N1	01-JUL-2010 08: 37: 48	Dark	59.000	50	13Alp Ari	2.0070	4250.0	118	43576	No
110	GOM_NL__2PRFIN20100701_084246_000000482090_00436_43576_7257.N1	01-JUL-2010 08: 42: 46	Dark	47.500	94	92Alp Cet	2.5260	3100.0	95	43576	No
111	GOM_NL__2PRFIN20100701_090204_000000472090_00437_43577_6658.N1	01-JUL-2010 09: 02: 04	Dark	47.000	84	Alp Phe	2.3970	4500.0	94	43577	No
112	GOM_NL__2PRFIN20100701_090832_000000642090_00437_43577_6659.N1	01-JUL-2010 09: 08: 32	Straylight	64.000	63	Bet Gru	2.1500	2800.0	128	43577	No
113	GOM_NL__2PRFIN20100701_091028_000000512090_00437_43577_6660.N1	01-JUL-2010 09: 10: 28	Straylight	51.000	31	Alp Gru	1.7340	15200.	102	43577	No
114	GOM_NL__2PRFIN20100701_091250_000000412090_00437_43577_6661.N1	01-JUL-2010 09: 12: 50	Straylight	41.000	45	Alp Pav	1.9400	26000.	82	43577	No
115	GOM_NL__2PRFIN20100701_092220_000000472090_00437_43577_6662.N1	01-JUL-2010 09: 22: 20	Tw_i_and_stray	46.500	103	38Zet Sgr	2.6000	9700.0	93	43577	No
116	GOM_NL__2PRFIN20100701_092334_000000482090_00437_43577_6663.N1	01-JUL-2010 09: 23: 34	Bright	48.000	57	34Sig Sgr	2.0660	26000.	96	43577	No
117	GOM_NL__2PRFIN20100701_092505_000000452090_00437_43577_6664.N1	01-JUL-2010 09: 25: 05	Bright	45.000	155	41Pi Sgr	2.9000	6600.0	90	43577	No
118	GOM_NL__2PRFIN20100701_093326_000000372090_00437_43577_6665.N1	01-JUL-2010 09: 33: 26	Bright	36.500	126	60Bet Oph	2.7700	4250.0	73	43577	No
119	GOM_NL__2PRFIN20100701_093545_000000372090_00437_43577_6666.N1	01-JUL-2010 09: 35: 45	Bright	37.000	59	55Alp Oph	2.0800	8900.0	74	43577	No
120	GOM_NL__2PRFIN20100701_093735_000000462090_00437_43577_6667.N1	01-JUL-2010 09: 37: 35	Bright	46.000	168	17Zet Aql	2.9860	11000.	92	43577	No
121	GOM_NL__2PRFIN20100701_094435_000000472090_00437_43577_6668.N1	01-JUL-2010 09: 44: 35	Bright	46.500	5	3Alp Lyr	0.033000	11000.	93	43577	No
122	GOM_NL__2PRFIN20100701_094713_000000402090_00437_43577_6669.N1	01-JUL-2010 09: 47: 13	Bright	39.500	130	23Bet Dra	2.7990	5800.0	79	43577	No
123	GOM_NL__2PRFIN20100701_094905_000000502090_00437_43577_6670.N1	01-JUL-2010 09: 49: 05	Bright	50.000	144	18Del Cyg	2.8600	11000.	100	43577	No
124	GOM_NL__2PRFIN20100701_095606_000000492090_00437_43577_6671.N1	01-JUL-2010 09: 56: 06	Bright	48.500	89	5Alp Cep	2.4510	8000.0	97	43577	No
125	GOM_NL__2PRFIN20100701_100328_000000512090_00437_43577_6672.N1	01-JUL-2010 10: 03: 28	Bright	51.000	74	11Bet Cas	2.2680	6600.0	102	43577	No
126	GOM_NL__2PRFIN20100701_100500_000000622090_00437_43577_6673.N1	01-JUL-2010 10: 05: 00	Bright	62.000	110	37Del Cas	2.6780	8900.0	124	43577	No
127	GOM_NL__2PRFIN20100701_100806_000000562090_00437_43577_6674.N1	01-JUL-2010 10: 08: 06	Bright	56.000	160	23Gam Per	2.9300	4700.0	112	43577	No
128	GOM_NL__2PRFIN20100701_100949_000000352090_00437_43577_6675.N1	01-JUL-2010 10: 09: 49	Bright	34.500	175	39Del Per	3.0100	19400.	69	43577	No
129	GOM_NL__2PRFIN20100701_101130_000000472090_00437_43577_6676.N1	01-JUL-2010 10: 11: 30	Bright	46.500	73	57Gam1And	2.2600	13100.	93	43577	No
130	GOM_NL__2PRFIN20100701_101409_000000492090_00437_43577_6677.N1	01-JUL-2010 10: 14: 09	Tw_i_and_stray	49.000	173	4Bet Tri	3.0040	8900.0	98	43577	No
131	GOM_NL__2PRFIN20100701_101824_000000652090_00437_43577_6678.N1	01-JUL-2010 10: 18: 24	Dark	64.500	50	13Alp Ari	2.0070	4250.0	129	43577	No
132	GOM_NL__2PRFIN20100701_102322_000000492090_00437_43577_6679.N1	01-JUL-2010 10: 23: 22	Dark	49.000	94	92Alp Cet	2.5260	3100.0	98	43577	No
133	GOM_NL__2PRFIN20100701_104241_000000502090_00438_43578_6662.N1	01-JUL-2010 10: 42: 41	Dark	50.000	84	Alp Phe	2.3970	4500.0	100	43578	No
134	GOM_NL__2PRFIN20100701_104909_000000542090_00438_43578_6663.N1	01-JUL-2010 10: 49: 09	Straylight	53.500	63	Bet Gru	2.1500	2800.0	107	43578	No
135	GOM_NL__2PRFIN20100701_105105_000000502090_00438_43578_6664.N1	01-JUL-2010 10: 51: 05	Straylight	49.500	31	Alp Gru	1.7340	15200.	99	43578	No
136	GOM_NL__2PRFIN20100701_105327_000000422090_00438_43578_6665.N1	01-JUL-2010 10: 53: 27	Straylight	42.000	45	Alp Pav	1.9400	26000.	84	43578	No
137	GOM_NL__2PRFIN20100701_110256_000000462090_00438_43578_6666.N1	01-JUL-2010 11: 02: 56	Tw_i_and_stray	46.000	103	38Zet Sgr	2.6000	9700.0	92	43578	No
138	GOM_NL__2PRFIN20100701_110410_000000442090_00438_43578_6667.N1	01-JUL-2010 11: 04: 10	Bright	44.000	57	34Sig Sgr	2.0660	26000.	88	43578	No
139	GOM_NL__2PRFIN20100701_110541_000000452090_00438_43578_6668.N1	01-JUL-2010 11: 05: 41	Bright	44.500	155	41Pi Sgr	2.9000	6600.0	89	43578	No
140	GOM_NL__2PRFIN20100701_111402_000000392090_00438_43578_6669.N1	01-JUL-2010 11: 14: 02	Bright	38.500	126	60Bet Oph	2.7700	4250.0	77	43578	No
141	GOM_NL__2PRFIN20100701_111621_000000392090_00438_43578_6670.N1	01-JUL-2010 11: 16: 21	Bright	38.500	59	55Alp Oph	2.0800	8900.0	77	43578	No
142	GOM_NL__2PRFIN20100701_111810_000000482090_00438_43578_6671.N1	01-JUL-2010 11: 18: 10	Bright	48.000	168	17Zet Aql	2.9860	11000.	96	43578	No
143	GOM_NL__2PRFIN20100701_112510_000000452090_00438_43578_6672.N1	01-JUL-2010 11: 25: 10	Bright	45.000	5	3Alp Lyr	0.033000	11000.	90	43578	No
144	GOM_NL__2PRFIN20100701_112748_000000382090_00438_43578_6673.N1	01-JUL-2010 11: 27: 48	Bright	38.000	130	23Bet Dra	2.7990	5800.0	76	43578	No
145	GOM_NL__2PRFIN20100701_112940_000000502090_00438_43578_6674.N1	01-JUL-2010 11: 29: 40	Bright	49.500	144	18Del Cyg	2.8600	11000.	99	43578	No
146	GOM_NL__2PRFIN20100701_114403_000000502090_00438_43578_6675.N1	01-JUL-2010 11: 44: 03	Bright	49.500	74	11Bet Cas	2.2680	6600.0	99	43578	No
147	GOM_NL__2PRFIN20100701_114536_000000522090_00438_43578_6676.N1	01-JUL-2010 11: 45: 36	Bright	51.500	110	37Del Cas	2.6780	8900.0	103	43578	No
148	GOM_NL__2PRFIN20100701_114842_000000542090_00438_43578_6677.N1	01-JUL-2010 11: 48: 42	Bright	53.500	160	23Gam Per	2.9300	4700.0	107	43578	No
149	GOM_NL__2PRFIN20100701_115025_000000342090_00438_43578_6678.N1	01-JUL-2010 11: 50: 25	Bright	33.500	175	39Del Per	3.0100	19400.	67	43578	No
150	GOM_NL__2PRFIN20100701_115206_000000512090_00438_43578_6679.N1	01-JUL-2010 11: 52: 06	Bright	51.000	73	57Gam1And	2.2600	13100.	102	43578	No
151	GOM_NL__2PRFIN20100701_115444_000000492090_00438_43578_6680.N1	01-JUL-2010 11: 54: 44	Tw_i_and_stray	49.000	173	4Bet Tri	3.0040	8900.0	98	43578	No
152	GOM_NL__2PRFIN20100701_115900_000000592090_00438_43578_6681.N1	01-JUL-2010 11: 59: 00	Dark	59.000	50	13Alp Ari	2.0070	4250.0	118	43578	No
153	GOM_NL__2PRFIN20100701_120359_000000552090_00438_43578_6682.N1	01-JUL-2010 12: 03: 59	Dark	55.000	94	92Alp Cet	2.5260	3100.0	110	43578	No
154	GOM_NL__2PRFIN20100701_140354_000000502090_00440_43580_6718.N1	01-JUL-2010 14: 03: 54	Dark	50.000	84	Alp Phe	2.3970	4500.0	100	43580	No
155	GOM_NL__2PRFIN20100701_141023_000000522090_00440_43580_6719.N1	01-JUL-2010 14: 10: 23	Straylight	52.000	63	Bet Gru	2.1500	2800.0	104	43580	No
156	GOM_NL__2PRFIN20100701_141159_000000812090_00440_43580_6720.N1	01-JUL-2010 14: 11: 59	Straylight	81.000	18	24Alp PsA	1.1660	9700.0	162	43580	No
157	GOM_NL__2PRFIN20100701_141513_000000552090_00440_43580_6721.N1	01-JUL-2010 14: 15: 13	Straylight	54.500	172	Gam Gru	3.0030	13100.	109	43580	No
158	GOM_NL__2PRFIN20100701_142653_000000462090_00440_43580_6722.N1	01-JUL-2010 14: 26: 53	Bright	45.500	155	41Pi Sgr	2.9000	6600.0	91	43580	No
159	GOM_NL__2PRFIN20100701_143921_000000502090_00440_43580_6723.N1	01-JUL-2010 14: 39: 21	Bright	50.000	168	17Zet Aql	2.9860	11000.	100	43580	No
160	GOM_NL__2PRFIN20100701_144621_000000482090_00440_43580_6724.N1	01-JUL-2010 14: 46: 21	Bright	47.500	5	3Alp Lyr	0.033000	11000.	95	43580	No

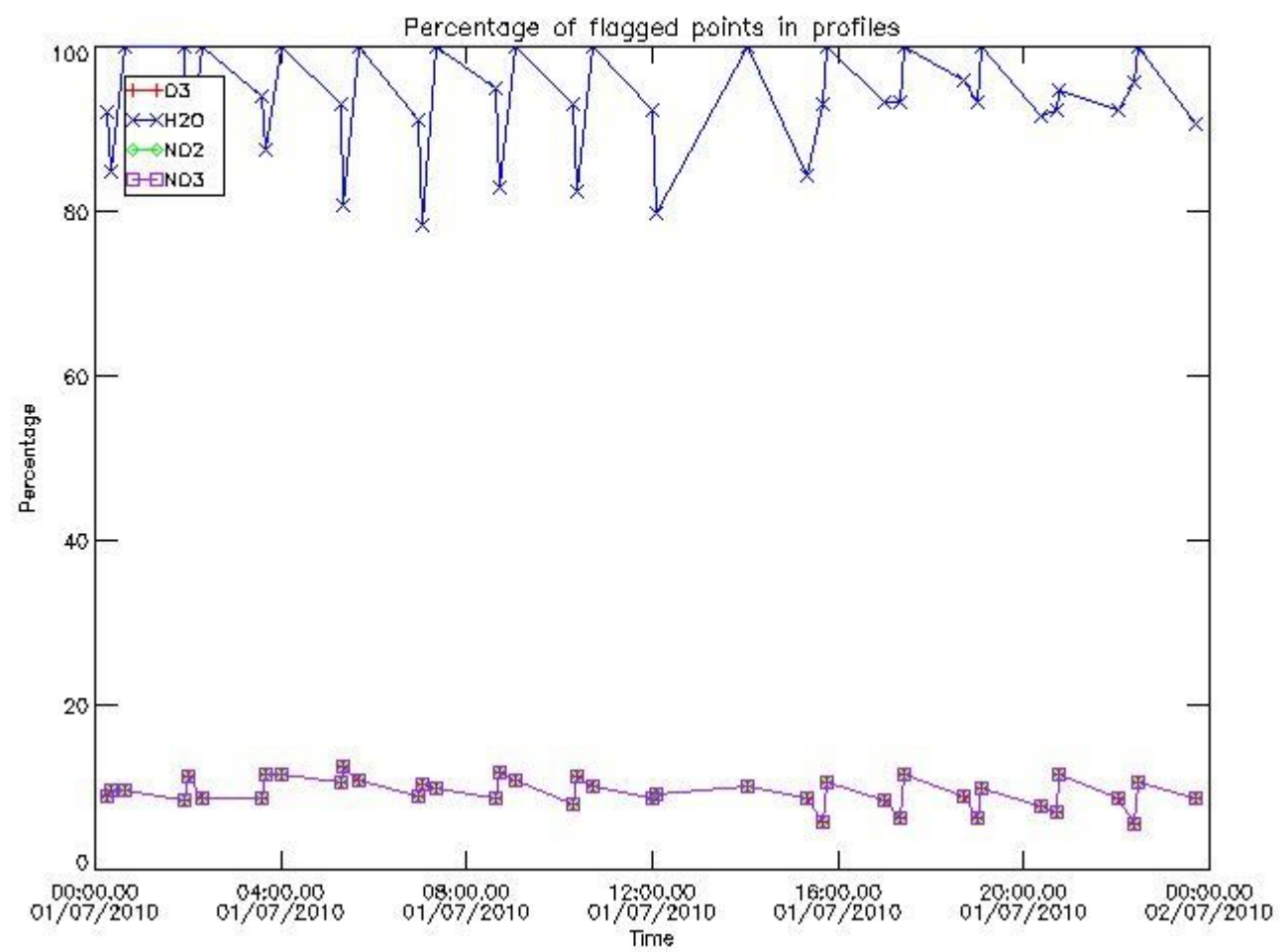
161	GOM_NL__2PRFIN20100701_145050_000000492090_00440_43580_6725.N1	01-JUL-2010 14:50:50	Bright	48.500	144	18Del Cyg	2.8600	11000.	97	43580	No
162	GOM_NL__2PRFIN20100701_145429_000000602090_00440_43580_6726.N1	01-JUL-2010 14:54:29	Bright	59.500	19	50Alp Cyg	1.2460	10500.	119	43580	No
163	GOM_NL__2PRFIN20100701_145752_000000462090_00440_43580_6727.N1	01-JUL-2010 14:57:52	Bright	45.500	89	5Alp Cep	2.4510	8000.0	91	43580	No
164	GOM_NL__2PRFIN20100701_150514_000000512090_00440_43580_6728.N1	01-JUL-2010 15:05:14	Bright	50.500	74	11Bet Cas	2.2680	6600.0	101	43580	No
165	GOM_NL__2PRFIN20100701_150647_000000502090_00440_43580_6729.N1	01-JUL-2010 15:06:47	Bright	49.500	110	37Del Cas	2.6780	8900.0	99	43580	No
166	GOM_NL__2PRFIN20100701_151318_000000552090_00440_43580_6730.N1	01-JUL-2010 15:13:18	Bright	54.500	73	57Gam1And	2.2600	13100.	109	43580	No
167	GOM_NL__2PRFIN20100701_151551_000000712090_00440_43580_6731.N1	01-JUL-2010 15:15:51	Tw_i_and_stray	70.500	53	43Bet And	2.0480	3300.0	141	43580	No
168	GOM_NL__2PRFIN20100701_152013_000000582090_00440_43580_6732.N1	01-JUL-2010 15:20:13	Dark	58.000	50	13Alp Ari	2.0070	4250.0	116	43580	No
169	GOM_NL__2PRFIN20100701_154006_000000882090_00440_43580_6733.N1	01-JUL-2010 15:40:06	Dark	87.500	52	16Bet Cet	2.0370	4500.0	175	43580	No
170	GOM_NL__2PRFIN20100701_154431_000000492090_00441_43581_6769.N1	01-JUL-2010 15:44:31	Dark	48.500	84	Alp Phe	2.3970	4500.0	97	43581	No
171	GOM_NL__2PRFIN20100701_155100_000000532090_00441_43581_6770.N1	01-JUL-2010 15:51:00	Straylight	52.500	63	Bet Gru	2.1500	2800.0	105	43581	No
172	GOM_NL__2PRFIN20100701_155237_000000832090_00441_43581_6771.N1	01-JUL-2010 15:52:37	Straylight	83.000	18	24Alp PsA	1.1660	9700.0	166	43581	No
173	GOM_NL__2PRFIN20100701_155550_000000552090_00441_43581_6772.N1	01-JUL-2010 15:55:50	Straylight	55.000	172	Gam Gru	3.0030	13100.	110	43581	No
174	GOM_NL__2PRFIN20100701_160729_000000462090_00441_43581_6773.N1	01-JUL-2010 16:07:29	Bright	46.000	155	41Pi Sgr	2.9000	6600.0	92	43581	No
175	GOM_NL__2PRFIN20100701_161957_000000472090_00441_43581_6774.N1	01-JUL-2010 16:19:57	Bright	46.500	168	17Zet Aql	2.9860	11000.	93	43581	No
176	GOM_NL__2PRFIN20100701_162657_000000422090_00441_43581_6775.N1	01-JUL-2010 16:26:57	Bright	41.500	5	3Alp Lyr	0.033000	11000.	83	43581	No
177	GOM_NL__2PRFIN20100701_163125_000000492090_00441_43581_6776.N1	01-JUL-2010 16:31:25	Bright	49.000	144	18Del Cyg	2.8600	11000.	98	43581	No
178	GOM_NL__2PRFIN20100701_163504_000000612090_00441_43581_6777.N1	01-JUL-2010 16:35:04	Bright	61.000	19	50Alp Cyg	1.2460	10500.	122	43581	No
179	GOM_NL__2PRFIN20100701_163827_000000462090_00441_43581_6778.N1	01-JUL-2010 16:38:27	Bright	45.500	89	5Alp Cep	2.4510	8000.0	91	43581	No
180	GOM_NL__2PRFIN20100701_164549_000000482090_00441_43581_6779.N1	01-JUL-2010 16:45:49	Bright	48.000	74	11Bet Cas	2.2680	6600.0	96	43581	No
181	GOM_NL__2PRFIN20100701_164723_000000622090_00441_43581_6780.N1	01-JUL-2010 16:47:23	Bright	62.000	110	37Del Cas	2.6780	8900.0	124	43581	No
182	GOM_NL__2PRFIN20100701_165354_000000532090_00441_43581_6781.N1	01-JUL-2010 16:53:54	Bright	52.500	73	57Gam1And	2.2600	13100.	105	43581	No
183	GOM_NL__2PRFIN20100701_165627_000000812090_00441_43581_6782.N1	01-JUL-2010 16:56:27	Tw_i_and_stray	80.500	53	43Bet And	2.0480	3300.0	161	43581	No
184	GOM_NL__2PRFIN20100701_170049_000000602090_00441_43581_6783.N1	01-JUL-2010 17:00:49	Dark	60.000	50	13Alp Ari	2.0070	4250.0	120	43581	No
185	GOM_NL__2PRFIN20100701_172044_000000832090_00441_43581_6784.N1	01-JUL-2010 17:20:44	Dark	83.000	52	16Bet Cet	2.0370	4500.0	166	43581	No
186	GOM_NL__2PRFIN20100701_172508_000000492090_00442_43582_6799.N1	01-JUL-2010 17:25:08	Dark	48.500	84	Alp Phe	2.3970	4500.0	97	43582	No
187	GOM_NL__2PRFIN20100701_173137_000000532090_00442_43582_6800.N1	01-JUL-2010 17:31:37	Straylight	52.500	63	Bet Gru	2.1500	2800.0	105	43582	No
188	GOM_NL__2PRFIN20100701_173315_000000782090_00442_43582_6801.N1	01-JUL-2010 17:33:15	Straylight	78.000	18	24Alp PsA	1.1660	9700.0	156	43582	No
189	GOM_NL__2PRFIN20100701_173627_000000552090_00442_43582_6802.N1	01-JUL-2010 17:36:27	Straylight	55.000	172	Gam Gru	3.0030	13100.	110	43582	No
190	GOM_NL__2PRFIN20100701_174806_000000452090_00442_43582_6803.N1	01-JUL-2010 17:48:06	Bright	45.000	155	41Pi Sgr	2.9000	6600.0	90	43582	No
191	GOM_NL__2PRFIN20100701_180032_000000492090_00442_43582_6804.N1	01-JUL-2010 18:00:32	Bright	49.000	168	17Zet Aql	2.9860	11000.	98	43582	No
192	GOM_NL__2PRFIN20100701_180732_000000452090_00442_43582_6805.N1	01-JUL-2010 18:07:32	Bright	45.000	5	3Alp Lyr	0.033000	11000.	90	43582	No
193	GOM_NL__2PRFIN20100701_181200_000000492090_00442_43582_6806.N1	01-JUL-2010 18:12:00	Bright	49.000	144	18Del Cyg	2.8600	11000.	98	43582	No
194	GOM_NL__2PRFIN20100701_181539_000000702090_00442_43582_6807.N1	01-JUL-2010 18:15:39	Bright	70.000	19	50Alp Cyg	1.2460	10500.	140	43582	No
195	GOM_NL__2PRFIN20100701_181902_000000472090_00442_43582_6808.N1	01-JUL-2010 18:19:02	Bright	47.000	89	5Alp Cep	2.4510	8000.0	94	43582	No
196	GOM_NL__2PRFIN20100701_182625_000000502090_00442_43582_6809.N1	01-JUL-2010 18:26:25	Bright	49.500	74	11Bet Cas	2.2680	6600.0	99	43582	No
197	GOM_NL__2PRFIN20100701_182758_000000452090_00442_43582_6810.N1	01-JUL-2010 18:27:58	Bright	45.000	110	37Del Cas	2.6780	8900.0	90	43582	No
198	GOM_NL__2PRFIN20100701_183430_000000532090_00442_43582_6811.N1	01-JUL-2010 18:34:30	Bright	53.000	73	57Gam1And	2.2600	13100.	106	43582	No
199	GOM_NL__2PRFIN20100701_183703_000000702090_00442_43582_6812.N1	01-JUL-2010 18:37:03	Tw_i_and_stray	69.500	53	43Bet And	2.0480	3300.0	139	43582	No
200	GOM_NL__2PRFIN20100701_184126_000000632090_00442_43582_6813.N1	01-JUL-2010 18:41:26	Dark	62.500	50	13Alp Ari	2.0070	4250.0	125	43582	No
201	GOM_NL__2PRFIN20100701_190122_000000832090_00442_43582_6814.N1	01-JUL-2010 19:01:22	Dark	83.000	52	16Bet Cet	2.0370	4500.0	166	43582	No
202	GOM_NL__2PRFIN20100701_190545_000000522090_00443_43583_6829.N1	01-JUL-2010 19:05:45	Dark	51.500	84	Alp Phe	2.3970	4500.0	103	43583	No
203	GOM_NL__2PRFIN20100701_191214_000000562090_00443_43583_6830.N1	01-JUL-2010 19:12:14	Straylight	55.500	63	Bet Gru	2.1500	2800.0	111	43583	No
204	GOM_NL__2PRFIN20100701_191352_000000982090_00443_43583_6831.N1	01-JUL-2010 19:13:52	Straylight	98.000	18	24Alp PsA	1.1660	9700.0	196	43583	No
205	GOM_NL__2PRFIN20100701_191704_000000582090_00443_43583_6832.N1	01-JUL-2010 19:17:04	Straylight	57.500	172	Gam Gru	3.0030	13100.	115	43583	No
206	GOM_NL__2PRFIN20100701_192842_000000442090_00443_43583_6833.N1	01-JUL-2010 19:28:42	Bright	44.000	155	41Pi Sgr	2.9000	6600.0	88	43583	No
207	GOM_NL__2PRFIN20100701_194107_000000482090_00443_43583_6834.N1	01-JUL-2010 19:41:07	Bright	47.500	168	17Zet Aql	2.9860	11000.	95	43583	No
208	GOM_NL__2PRFIN20100701_194807_000000472090_00443_43583_6835.N1	01-JUL-2010 19:48:07	Bright	46.500	5	3Alp Lyr	0.033000	11000.	93	43583	No
209	GOM_NL__2PRFIN20100701_195235_000000502090_00443_43583_6836.N1	01-JUL-2010 19:52:35	Bright	50.000	144	18Del Cyg	2.8600	11000.	100	43583	No
210	GOM_NL__2PRFIN20100701_195613_000000562090_00443_43583_6837.N1	01-JUL-2010 19:56:13	Bright	56.000	19	50Alp Cyg	1.2460	10500.	112	43583	No
211	GOM_NL__2PRFIN20100701_195938_000000442090_00443_43583_6838.N1	01-JUL-2010 19:59:38	Bright	43.500	89	5Alp Cep	2.4510	8000.0	87	43583	No
212	GOM_NL__2PRFIN20100701_200700_000000502090_00443_43583_6839.N1	01-JUL-2010 20:07:00	Bright	50.000	74	11Bet Cas	2.2680	6600.0	100	43583	No
213	GOM_NL__2PRFIN20100701_200834_000000422090_00443_43583_6840.N1	01-JUL-2010 20:08:34	Bright	42.000	110	37Del Cas	2.6780	8900.0	84	43583	No
214	GOM_NL__2PRFIN20100701_201506_000000512090_00443_43583_6841.N1	01-JUL-2010 20:15:06	Bright	50.500	73	57Gam1And	2.2600	13100.	101	43583	No
215	GOM_NL__2PRFIN20100701_201739_000000722090_00443_43583_6842.N1	01-JUL-2010 20:17:39	Tw_i_and_stray	72.000	53	43Bet And	2.0480	3300.0	144	43583	No
216	GOM_NL__2PRFIN20100701_202202_000000672090_00443_43583_6843.N1	01-JUL-2010 20:22:02	Dark	66.500	50	13Alp Ari	2.0070	4250.0	133	43583	No
217	GOM_NL__2PRFIN20100701_204200_000000722090_00443_43583_6844.N1	01-JUL-2010 20:42:00	Dark	72.000	52	16Bet Cet	2.0370	4500.0	144	43583	No
218	GOM_NL__2PRFIN20100701_204622_000000482090_00444_43584_6857.N1	01-JUL-2010 20:46:22	Dark	48.000	84	Alp Phe	2.3970	4500.0	96	43584	No
219	GOM_NL__2PRFIN20100701_205251_000000622090_00444_43584_6858.N1	01-JUL-2010 20:52:51	Straylight	61.500	63	Bet Gru	2.1500	2800.0	123	43584	No

220	GOM_NL__2PRFIN20100701_205430_000000952090_00444_43584_6859.N1	01-JUL-2010 20:54:30	Straylight	94.500	18	24Alp PsA	1.1660	9700.0	189	43584	No
221	GOM_NL__2PRFIN20100701_205742_000000562090_00444_43584_6860.N1	01-JUL-2010 20:57:42	Straylight	55.500	172	Gam Gru	3.0030	13100.	111	43584	No
222	GOM_NL__2PRFIN20100701_210918_000000452090_00444_43584_6861.N1	01-JUL-2010 21:09:18	Bright	45.000	155	41Pi Sgr	2.9000	6600.0	90	43584	No
223	GOM_NL__2PRFIN20100701_212143_000000482090_00444_43584_6862.N1	01-JUL-2010 21:21:43	Bright	48.000	168	17Zet Aql	2.9860	11000.	96	43584	No
224	GOM_NL__2PRFIN20100701_212843_000000402090_00444_43584_6863.N1	01-JUL-2010 21:28:43	Bright	39.500	5	3Alp Lyr	0.033000	11000.	79	43584	No
225	GOM_NL__2PRFIN20100701_213310_000000492090_00444_43584_6864.N1	01-JUL-2010 21:33:10	Bright	49.000	144	18Del Cyg	2.8600	11000.	98	43584	No
226	GOM_NL__2PRFIN20100701_213648_000000562090_00444_43584_6865.N1	01-JUL-2010 21:36:48	Bright	55.500	19	50Alp Cyg	1.2460	10500.	111	43584	No
227	GOM_NL__2PRFIN20100701_214013_000000482090_00444_43584_6866.N1	01-JUL-2010 21:40:13	Bright	47.500	89	5Alp Cep	2.4510	8000.0	95	43584	No
228	GOM_NL__2PRFIN20100701_214736_000000492090_00444_43584_6867.N1	01-JUL-2010 21:47:36	Bright	48.500	74	11Bet Cas	2.2680	6600.0	97	43584	No
229	GOM_NL__2PRFIN20100701_214910_000000412090_00444_43584_6868.N1	01-JUL-2010 21:49:10	Bright	40.500	110	37Del Cas	2.6780	8900.0	81	43584	No
230	GOM_NL__2PRFIN20100701_215541_000000482090_00444_43584_6869.N1	01-JUL-2010 21:55:41	Bright	47.500	73	57Gam1And	2.2600	13100.	95	43584	No
231	GOM_NL__2PRFIN20100701_215815_000000732090_00444_43584_6870.N1	01-JUL-2010 21:58:15	Tw_i_and_stray	72.500	53	43Bet And	2.0480	3300.0	145	43584	No
232	GOM_NL__2PRFIN20100701_220238_000000582090_00444_43584_6871.N1	01-JUL-2010 22:02:38	Dark	58.000	50	13Alp Ari	2.0070	4250.0	116	43584	No
233	GOM_NL__2PRFIN20100701_222237_000000912090_00444_43584_6872.N1	01-JUL-2010 22:22:37	Dark	91.000	52	16Bet Cet	2.0370	4500.0	182	43584	No
234	GOM_NL__2PRFIN20100701_222659_000000482090_00445_43585_6877.N1	01-JUL-2010 22:26:59	Dark	48.000	84	Alp Phe	2.3970	4500.0	96	43585	No
235	GOM_NL__2PRFIN20100701_223328_000000532090_00445_43585_6878.N1	01-JUL-2010 22:33:28	Straylight	52.500	63	Bet Gru	2.1500	2800.0	105	43585	No
236	GOM_NL__2PRFIN20100701_223508_000000762090_00445_43585_6879.N1	01-JUL-2010 22:35:08	Straylight	75.500	18	24Alp PsA	1.1660	9700.0	151	43585	No
237	GOM_NL__2PRFIN20100701_224954_000000462090_00445_43585_6880.N1	01-JUL-2010 22:49:54	Bright	45.500	155	41Pi Sgr	2.9000	6600.0	91	43585	No
238	GOM_NL__2PRFIN20100701_230218_000000502090_00445_43585_6881.N1	01-JUL-2010 23:02:18	Bright	50.000	168	17Zet Aql	2.9860	11000.	100	43585	No
239	GOM_NL__2PRFIN20100701_230918_000000462090_00445_43585_6882.N1	01-JUL-2010 23:09:18	Bright	46.000	5	3Alp Lyr	0.033000	11000.	92	43585	No
240	GOM_NL__2PRFIN20100701_231346_000000502090_00445_43585_6883.N1	01-JUL-2010 23:13:46	Bright	50.000	144	18Del Cyg	2.8600	11000.	100	43585	No
241	GOM_NL__2PRFIN20100701_231723_000000622090_00445_43585_6884.N1	01-JUL-2010 23:17:23	Bright	62.000	19	50Alp Cyg	1.2460	10500.	124	43585	No
242	GOM_NL__2PRFIN20100701_232048_000000432090_00445_43585_6885.N1	01-JUL-2010 23:20:48	Bright	43.000	89	5Alp Cep	2.4510	8000.0	86	43585	No
243	GOM_NL__2PRFIN20100701_232811_000000512090_00445_43585_6886.N1	01-JUL-2010 23:28:11	Bright	50.500	74	11Bet Cas	2.2680	6600.0	101	43585	No
244	GOM_NL__2PRFIN20100701_232945_000000422090_00445_43585_6887.N1	01-JUL-2010 23:29:45	Bright	42.000	110	37Del Cas	2.6780	8900.0	84	43585	No
245	GOM_NL__2PRFIN20100701_233617_000000542090_00445_43585_6888.N1	01-JUL-2010 23:36:17	Bright	54.000	73	57Gam1And	2.2600	13100.	108	43585	No
246	GOM_NL__2PRFIN20100701_233851_000000702090_00445_43585_6889.N1	01-JUL-2010 23:38:51	Tw_i_and_stray	70.000	53	43Bet And	2.0480	3300.0	140	43585	No
247	GOM_NL__2PRFIN20100701_234314_000000592090_00445_43585_6890.N1	01-JUL-2010 23:43:14	Dark	58.500	50	13Alp Ari	2.0070	4250.0	117	43585	No

3. Quality information per product

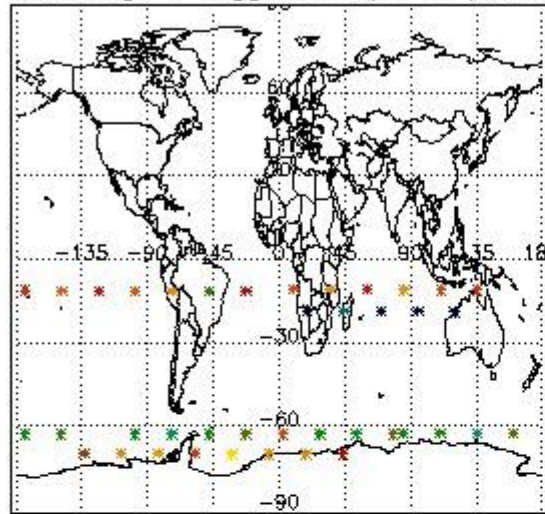
In this section it is plotted some information contained in the Quality Summary data set of the level 2 products. Only products in dark limb conditions and without errors (error flag in the MPH set to "0") are used.

3.1 Plot quality information per product (time dependant)

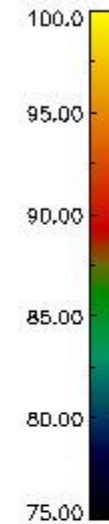
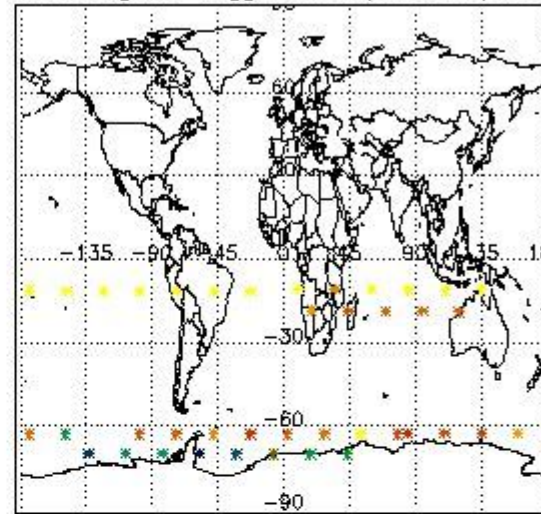


3.2 Plot quality information per product (world map)

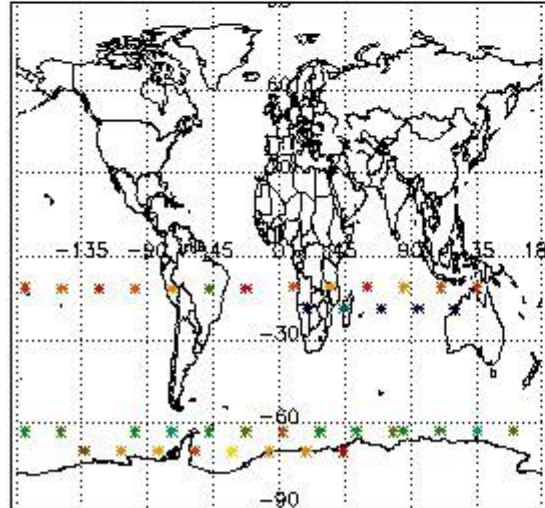
Percentage of flagged data per O3 profile



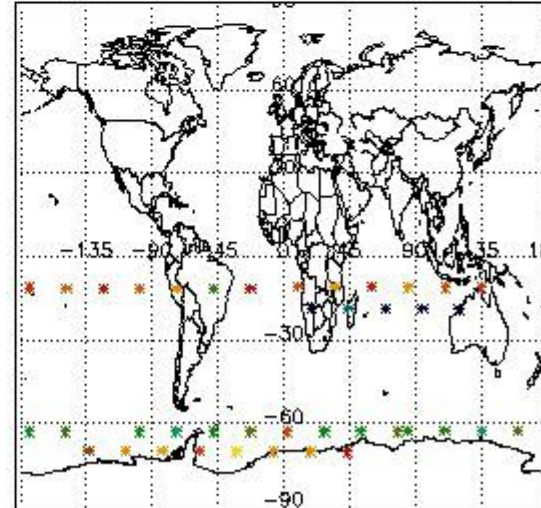
Percentage of flagged data per H2O profile



Percentage of flagged data per NO2 profile



Percentage of flagged data per NO3 profile

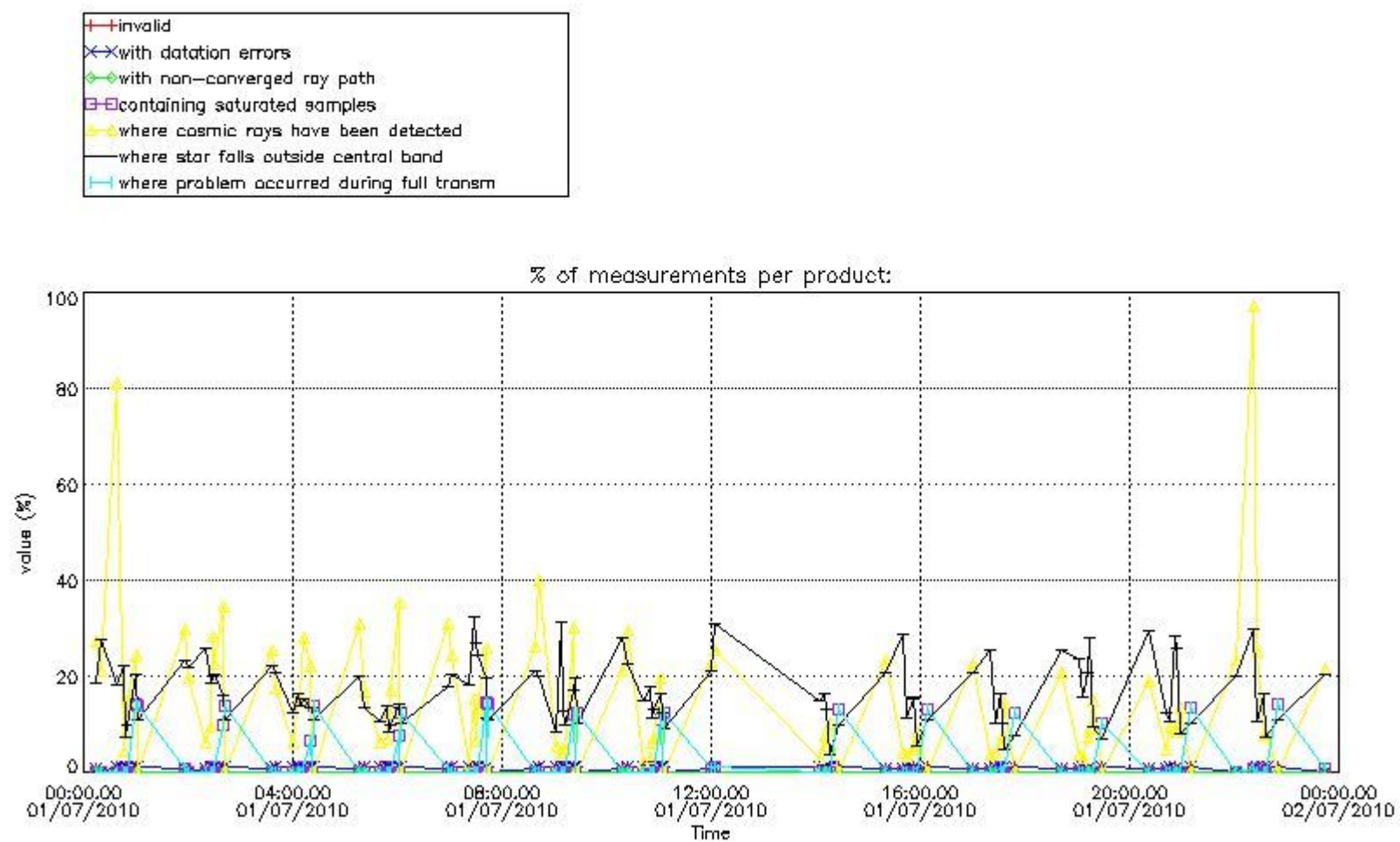


4. Level 1 quality information per product

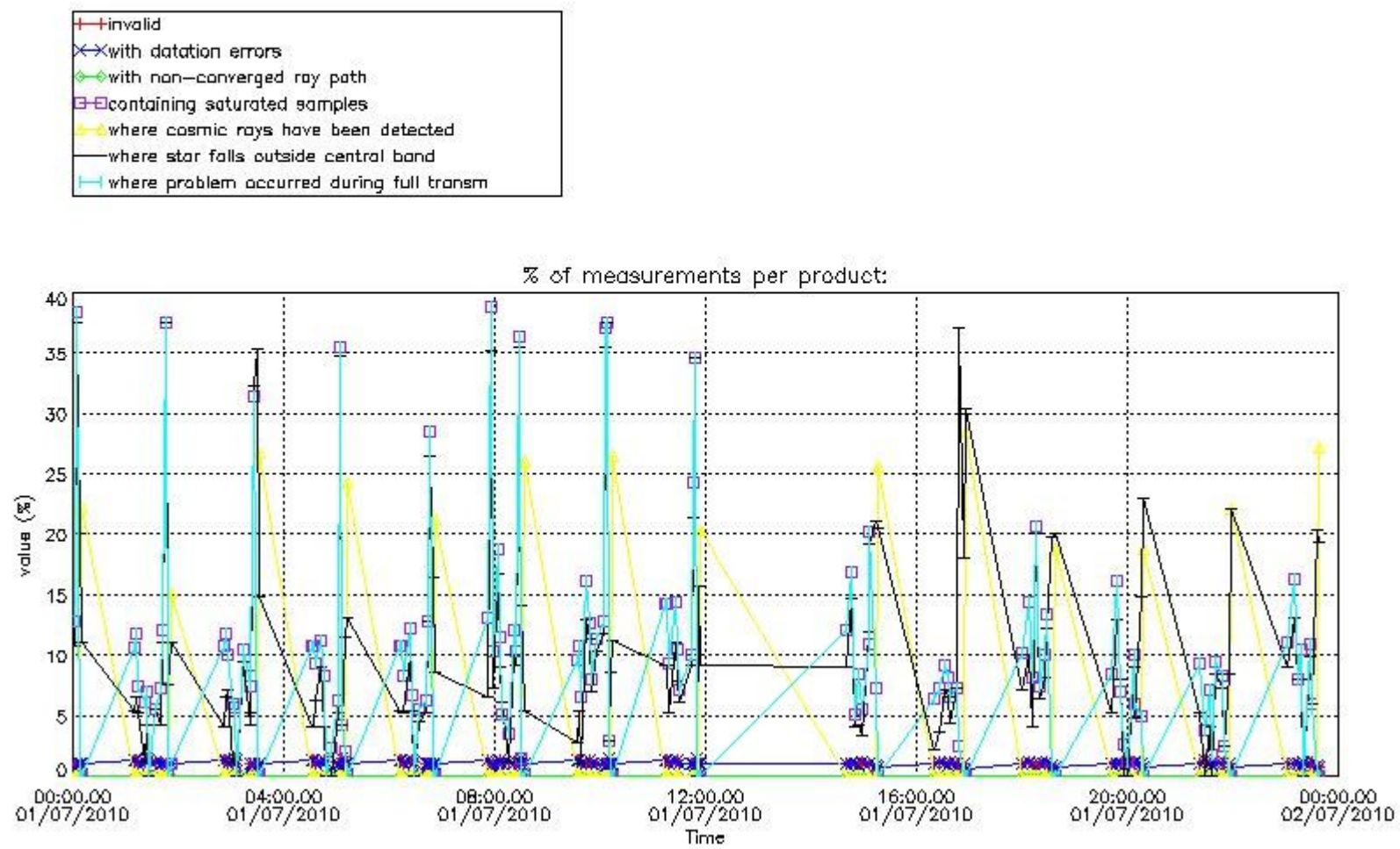
In this section it is plotted some information contained in the Quality Summary data set of the level 2 products that comes from the level 1b processing. Products without errors (error flag in the MPH set to "0") are used.

4.1 Plot quality information per product (time dependant) coming from level 1b processing

4.1.1 Plot level 1 quality information per product (time dependant): ENVISAT ASCENDING passes

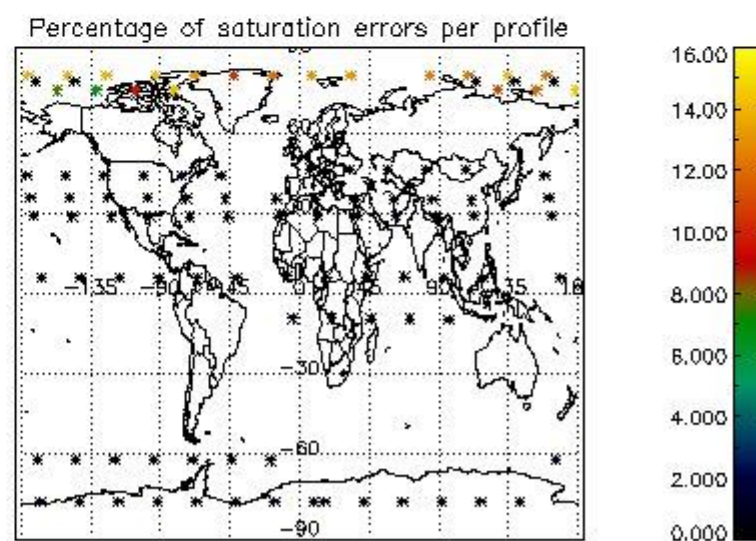
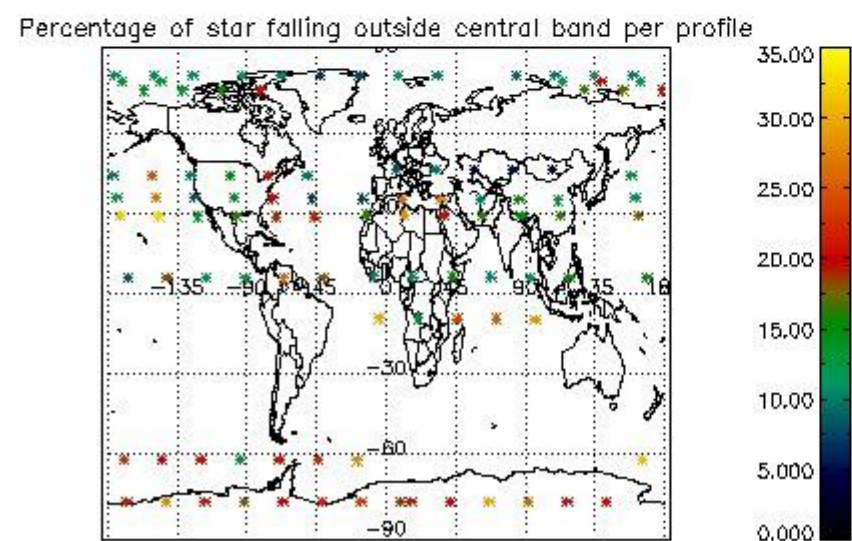
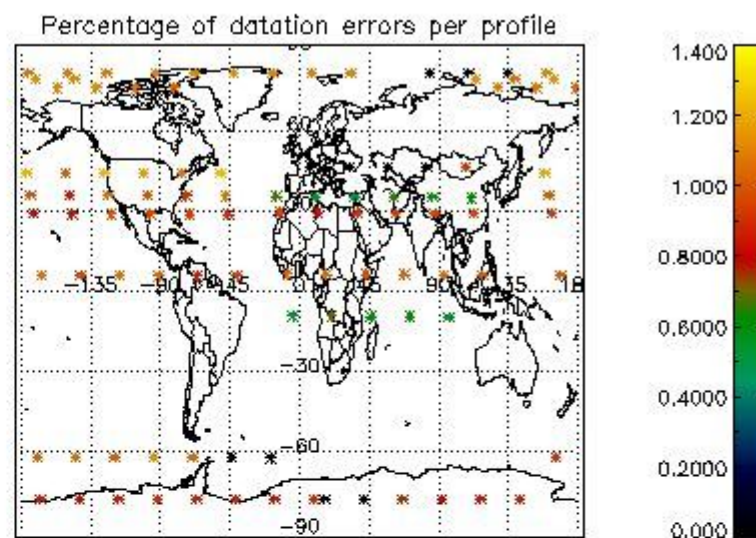
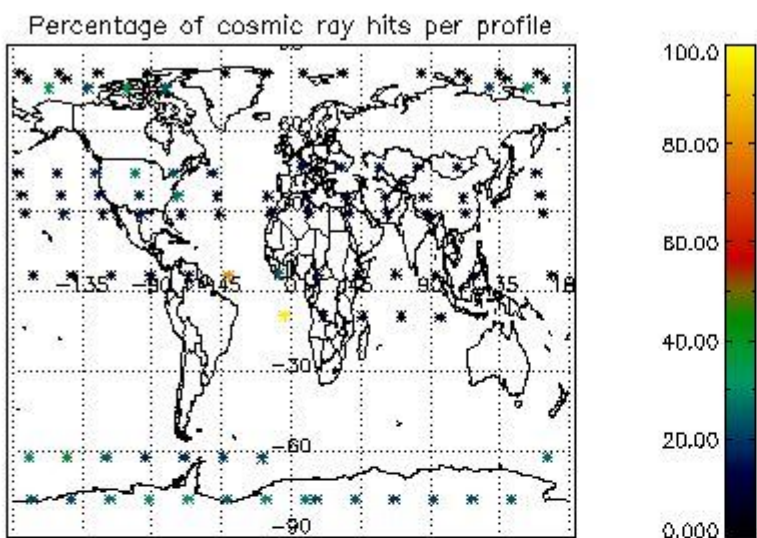


4.1.2 Plot level 1 quality information per product (time dependant): ENVI SAT DESCENDING passes

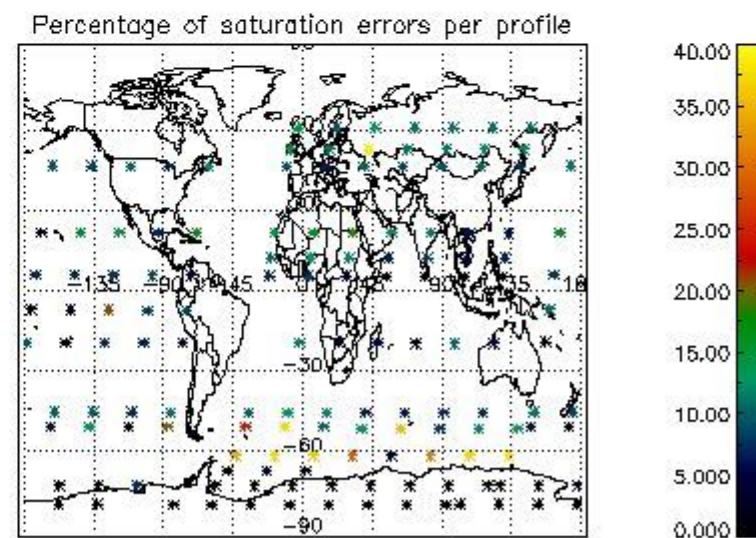
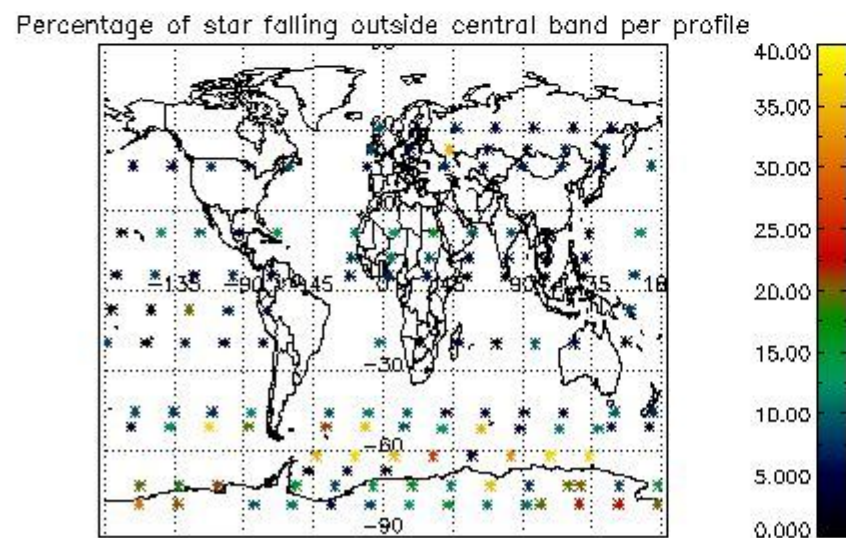
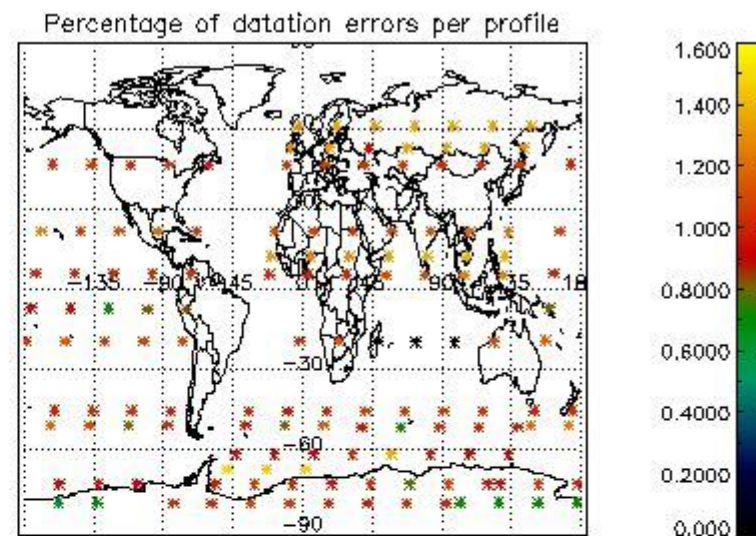
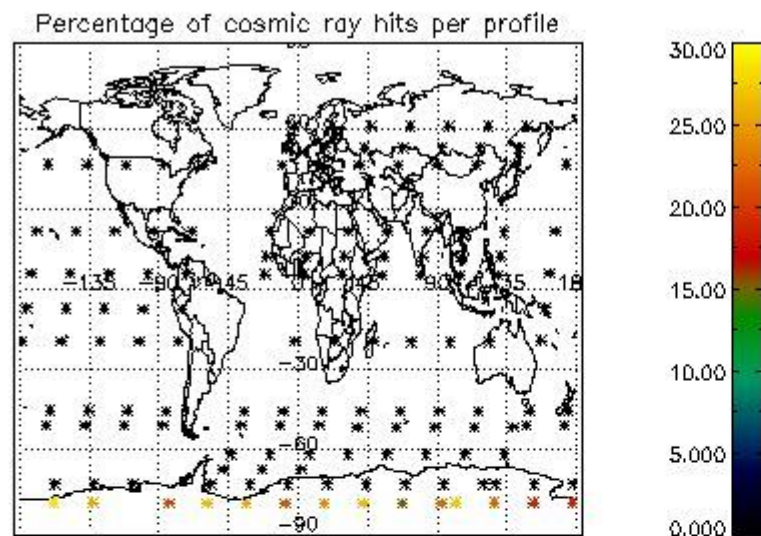


4.2 Plot quality information per product coming from level 1b processing (world map)

4.2.1 Plot level 1 quality information per product (world map): ENVISAT ASCENDING passes



4.2.2 Plot level 1 quality information per product (world map): ENVISAT DESCENDING passes



5. Trace gas profiles

5.1 Ozone statistics based on quality of products

The final quality of the products can be "measured" using the STD (Standard Deviation) attached to every point profile. This information is written to the parameter GOM_NL__2P/NL_LOCAL_SPECIES_DENSITY/o3_std of the level 2 products. The table below shows the statistics for given STD ranges.

The statistics are given with respect to the overall valid production:

- Products without fatal errors: GOM_NL__2P/MPH/PRODUCT_ERR=0
- Valid point profile: GOM_NL__2P/NL_LOCAL_SPECIES_DENSITY/pcd(0)=0

The 'Criteria' is applied to valid points of dark limb products:

- Products in dark limb illumination condition: GOM_NL__2P/NL_SUMMARY_QUALITY/obs_ill_cond=0
- Products without fatal errors: GOM_NL__2P/MPH/PRODUCT_ERR=0
- Valid point profile: GOM_NL__2P/NL_LOCAL_SPECIES_DENSITY/pcd(0)=0

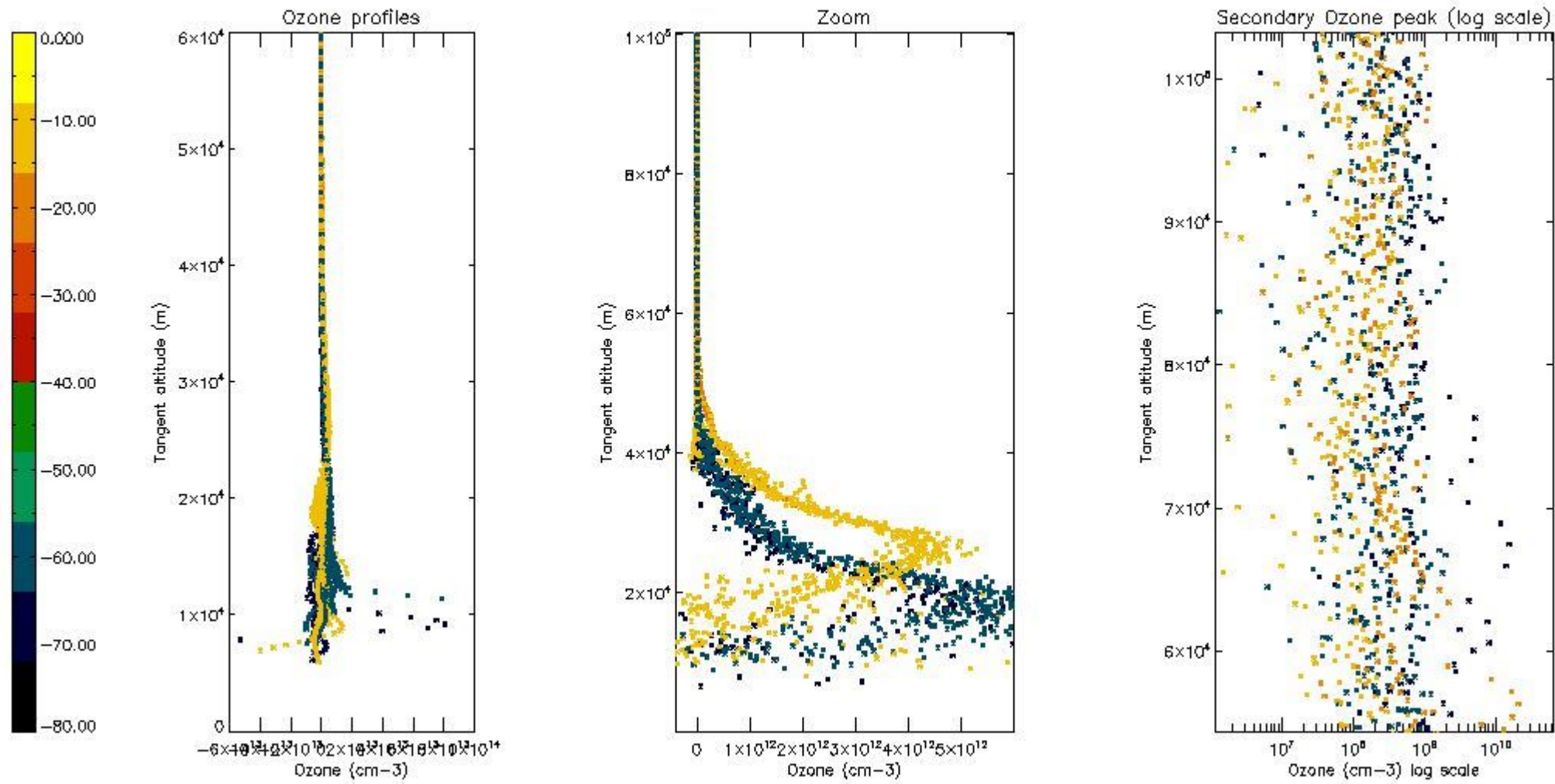
So, the table below shows the percentage of dark limb and valid observations for each criteria with respect to the overall valid daily observations.

Criteria	% of total production
All STD	19
STD < 20	5

STD < 10	3
STD < 5	0

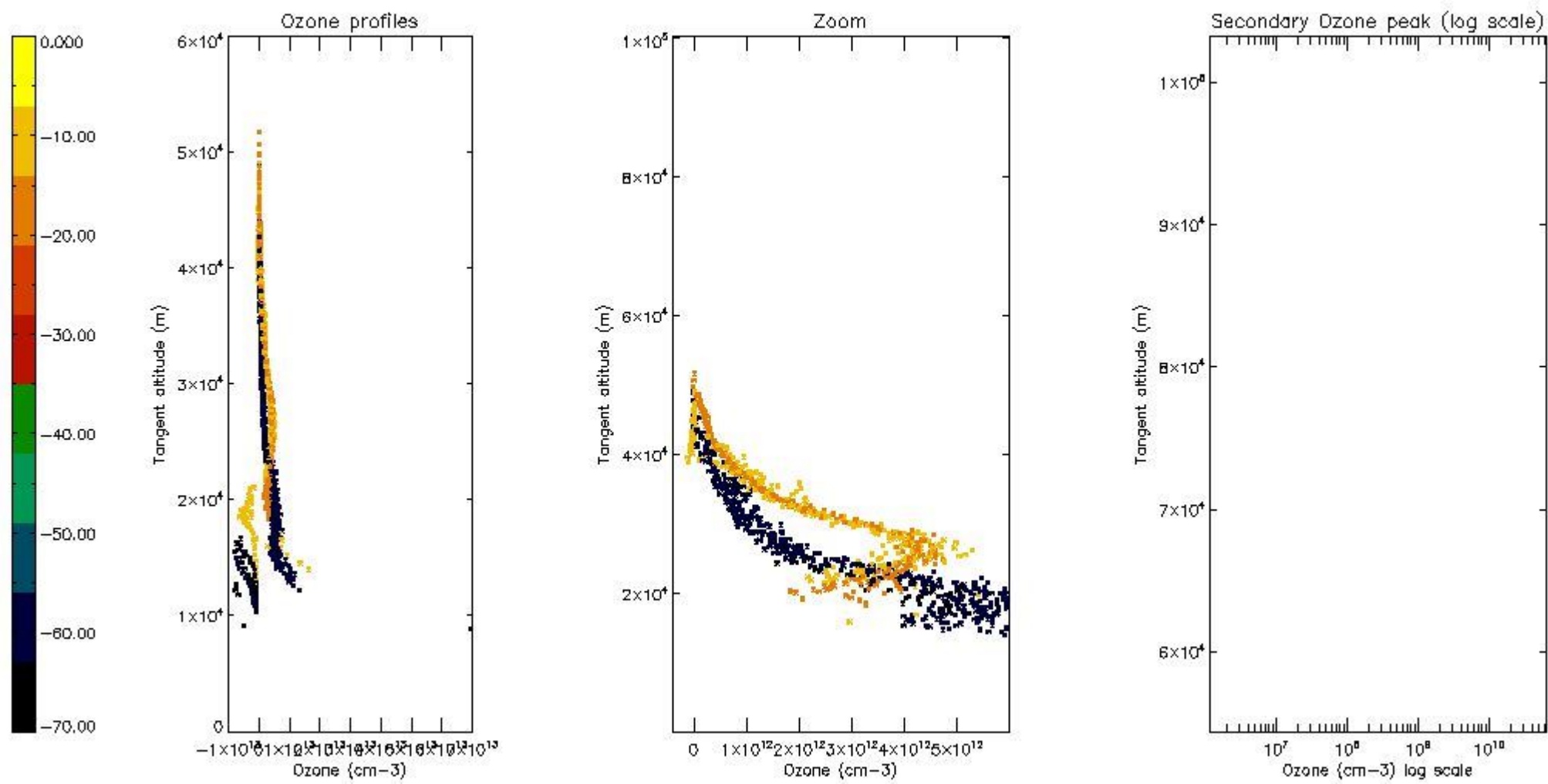
5.2 Plot ozone profiles for all STD (dark without errors)

The colorbar represents the latitude.



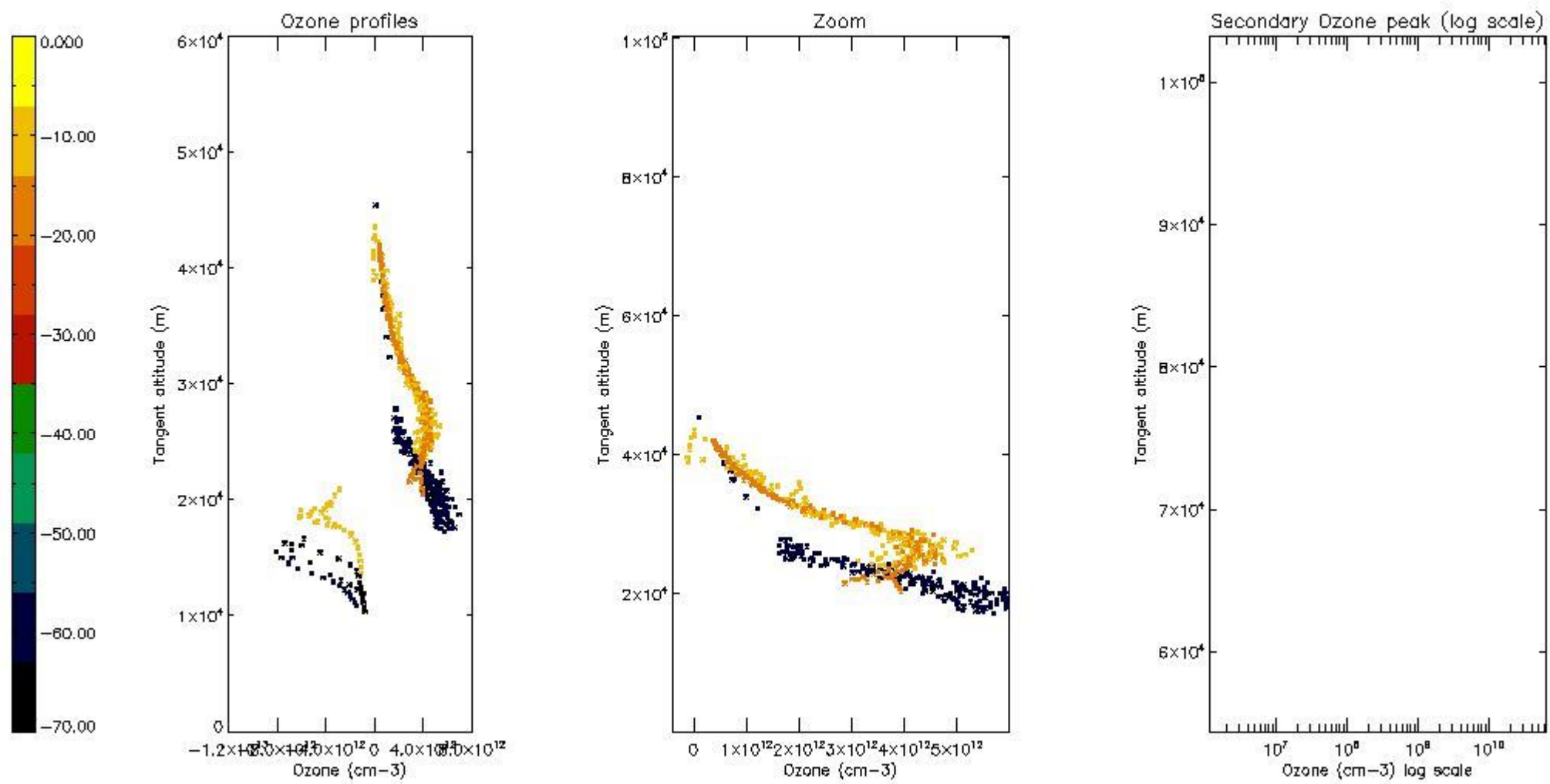
5.3 Plot ozone profiles where STD < 20% (dark without errors)

The colorbar represents the latitude.



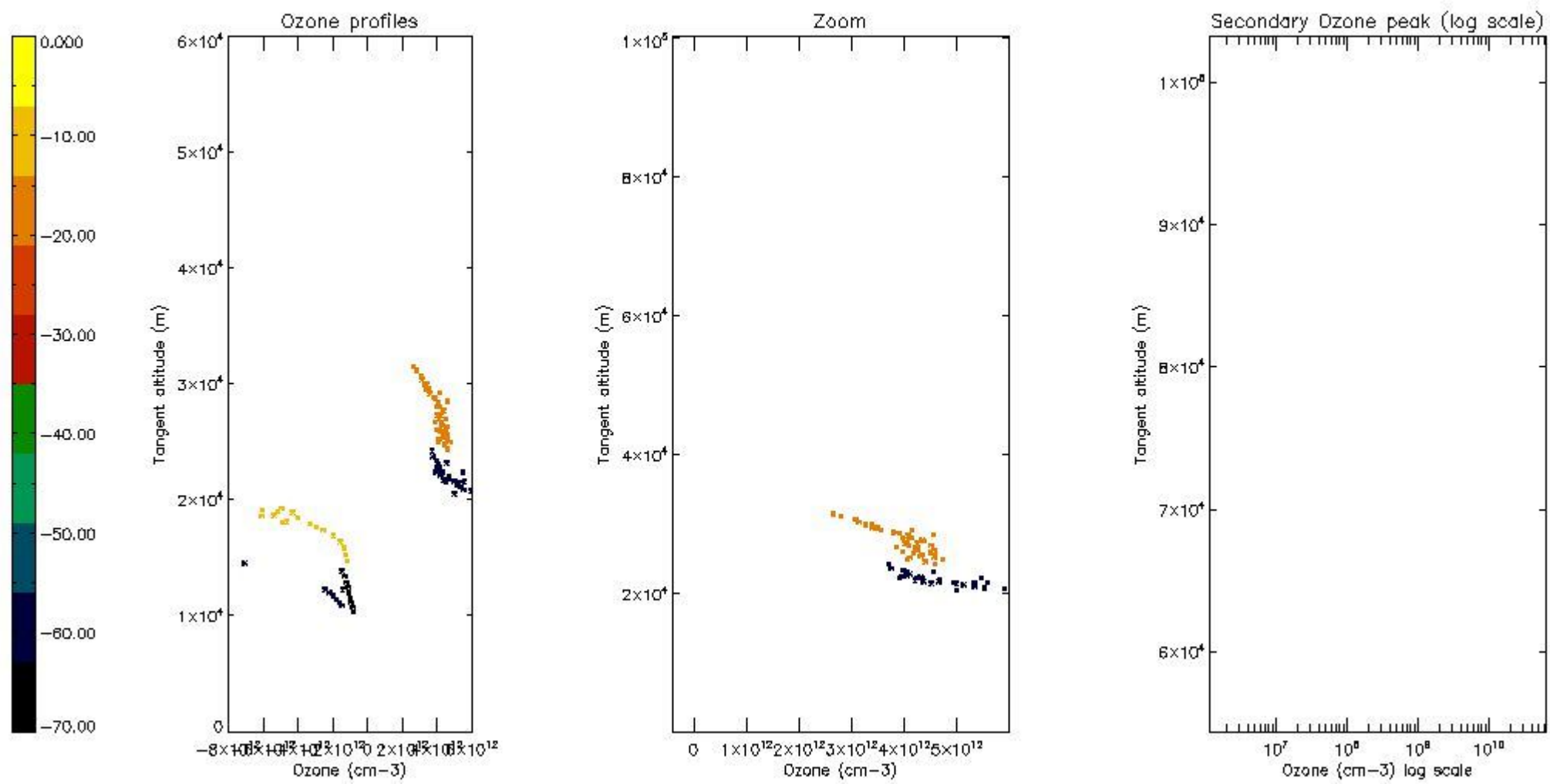
5.4 Plot ozone profiles where $STD < 10\%$ (dark without errors)

The colorbar represents the latitude.



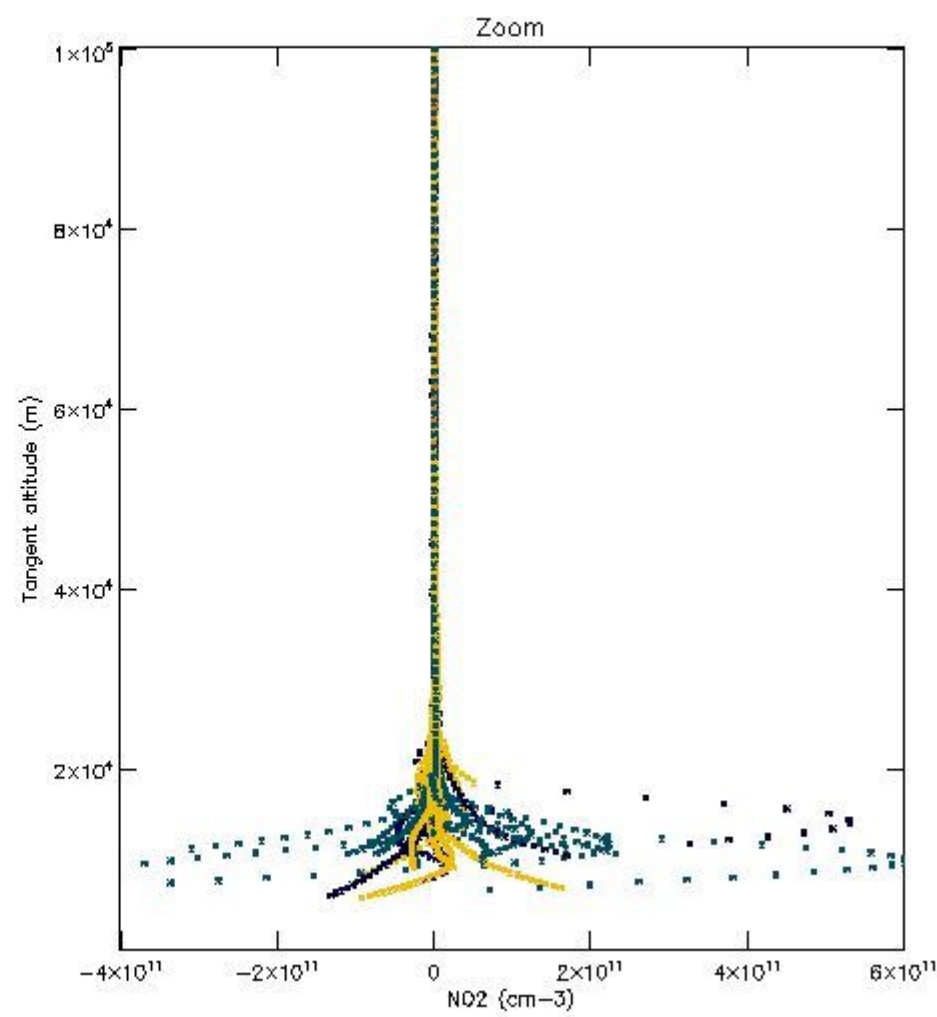
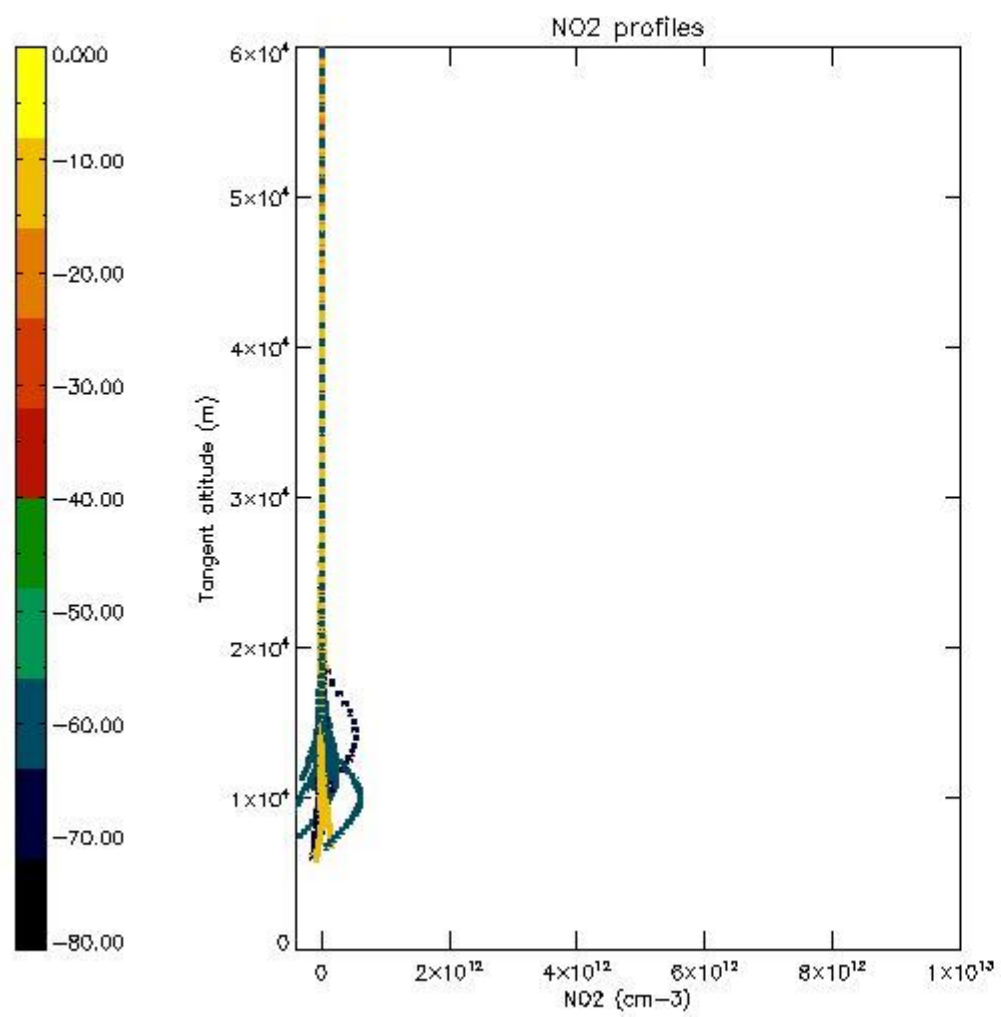
5.5 Plot ozone profiles where $STD < 5\%$ (dark without errors)

The colorbar represents the latitude.



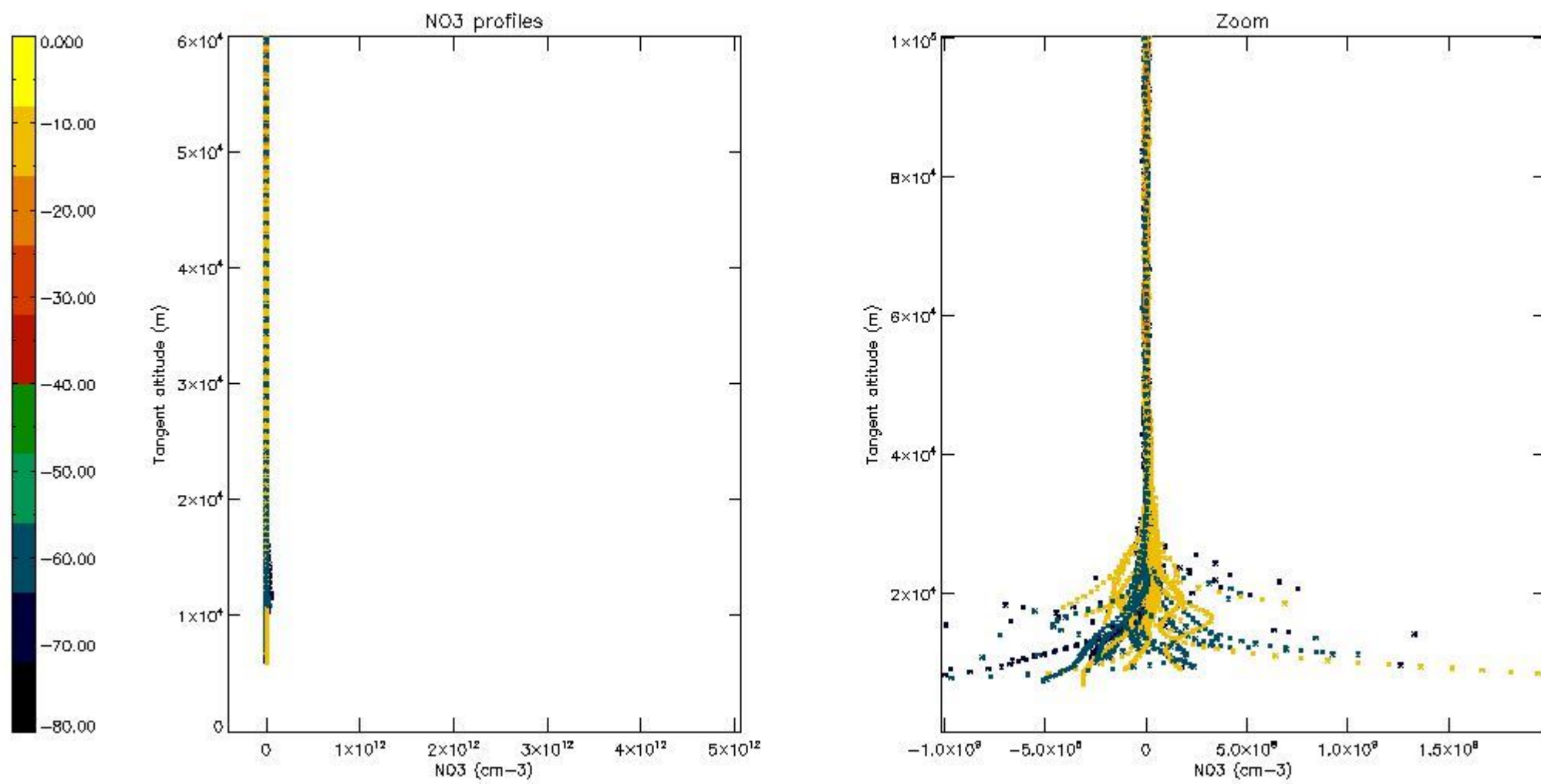
5.6 Plot NO₂ profiles for all STD (dark without errors)

The colorbar represents the latitude.



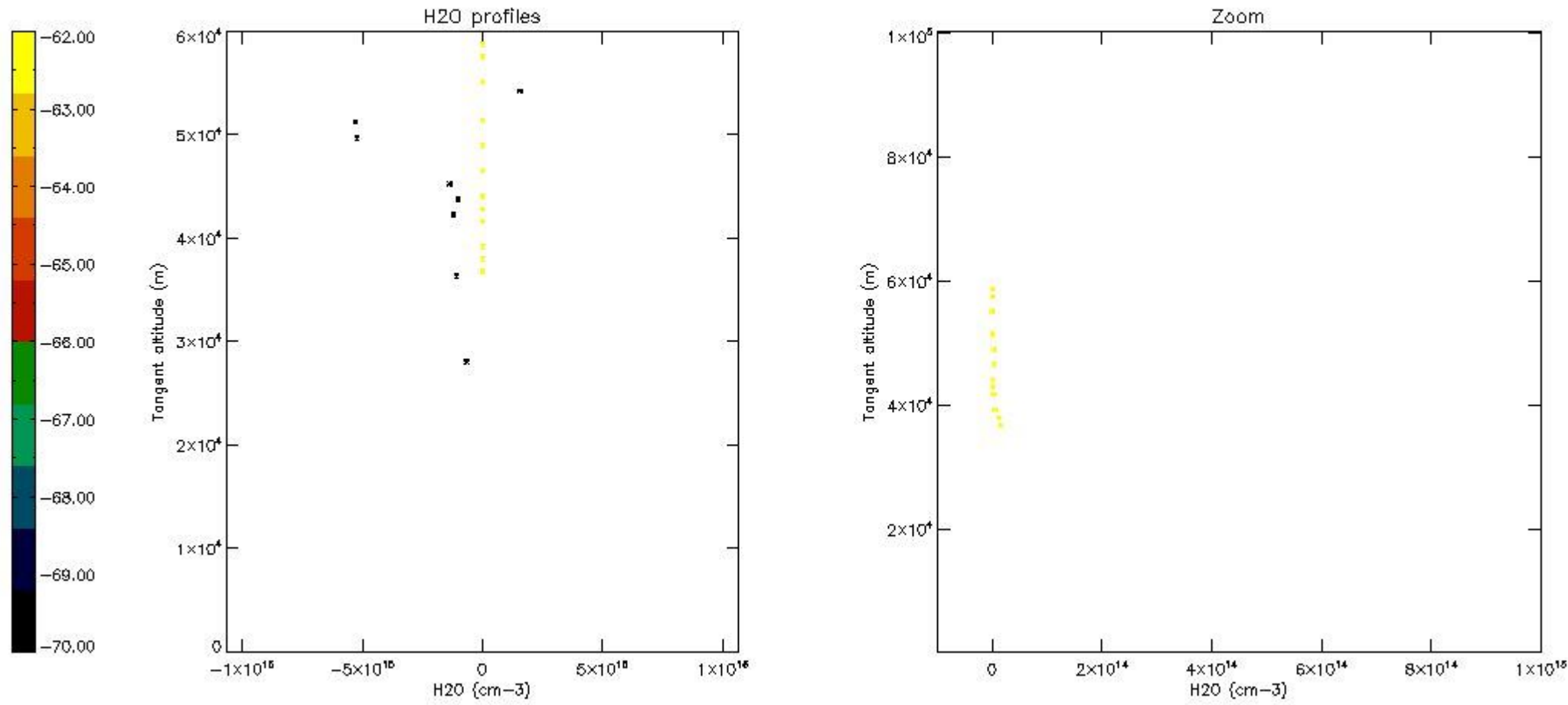
5.7 Plot NO3 profiles for all STD (dark without errors)

The colorbar represents the latitude.



5.8 Plot H2O profiles for all STD (only for occultations of stars 1,2,3,4,13,14,16,26,63 dark without errors)

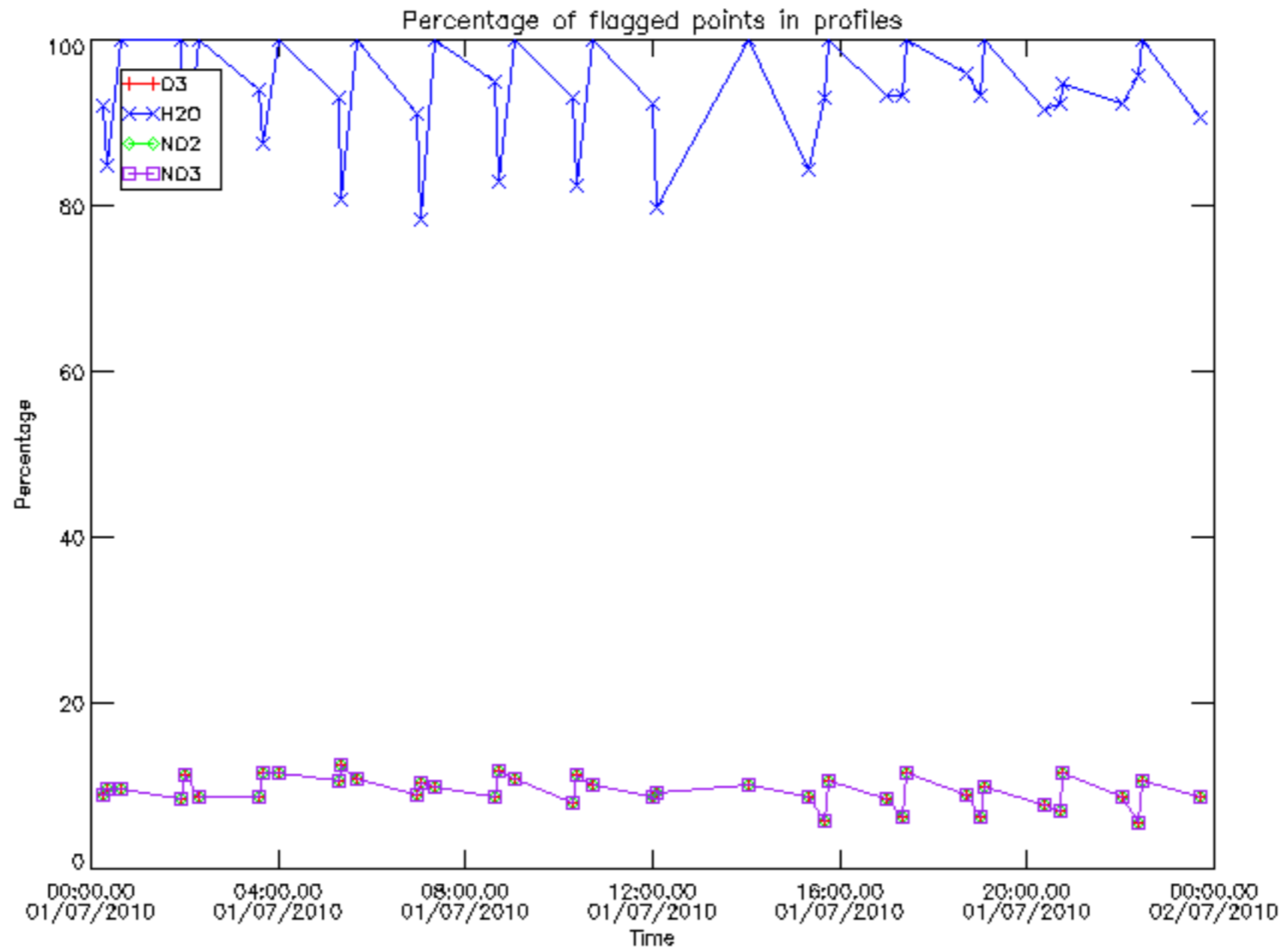
The colorbar represents the latitude.



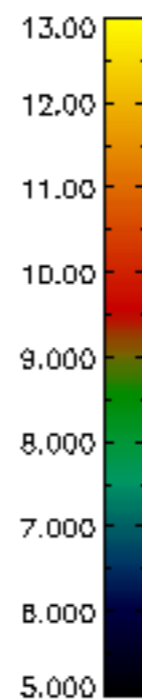
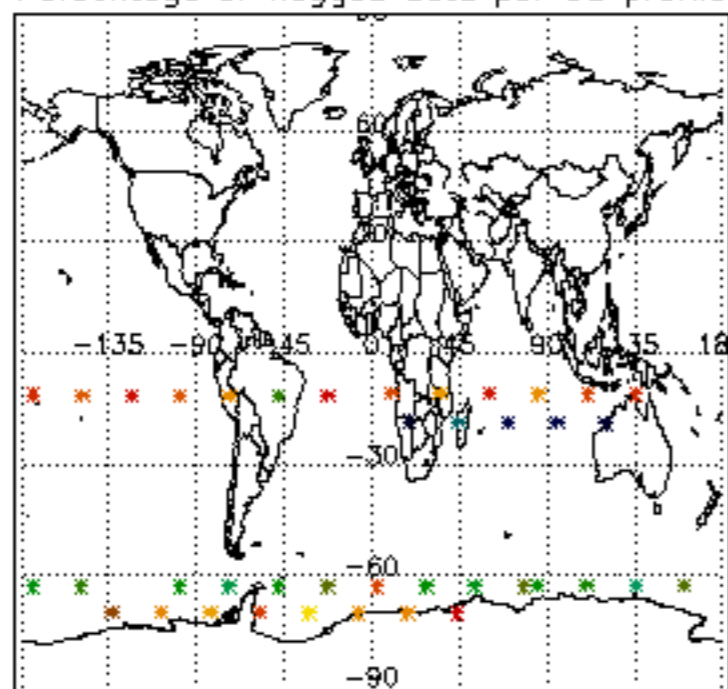
6. Auxiliary Data Files used for the production reported in section 2

The number reported in the third column indicates since which file (see list in section 2) the corresponding auxiliary file has been used. The fourth column is the date of those product files.

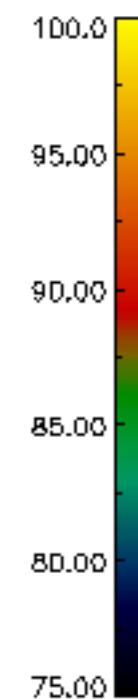
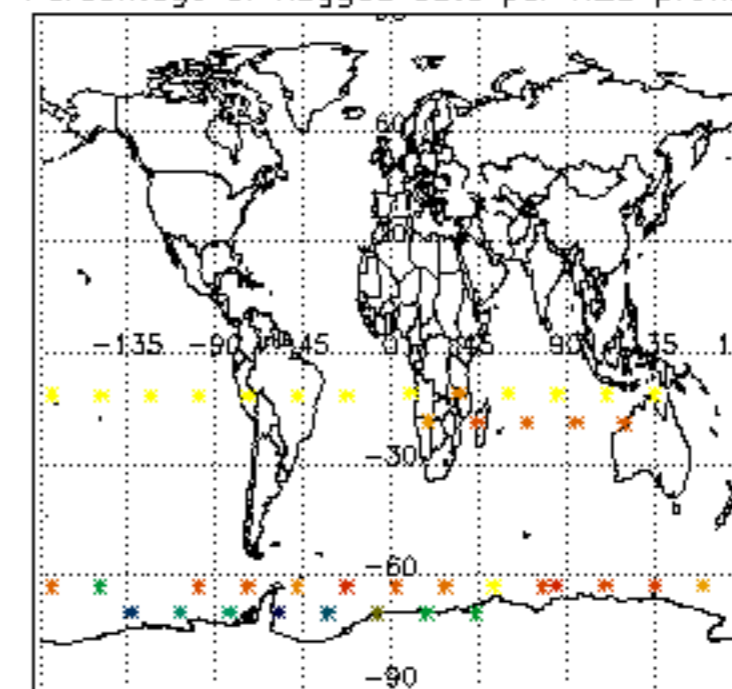
Type	Auxiliary Filename	Used since product	Used since product date
INST_PHYS_CHARACTERISTICS	GOM_INS_AXVIEC20091111_143220_20030716_120000_20500101_000000	1	01-JUL-2010 00:01:37
LEVEL-2_PROC_CONFIG	GOM_PR2_AXVIEC20091111_152718_20020301_000000_20500101_000000	1	01-JUL-2010 00:01:37
CROSS_SECTIONS_FILE	GOM_CRS_AXVIEC20091111_154832_20020301_000000_20500101_000000	1	01-JUL-2010 00:01:37



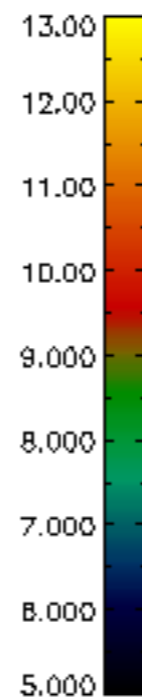
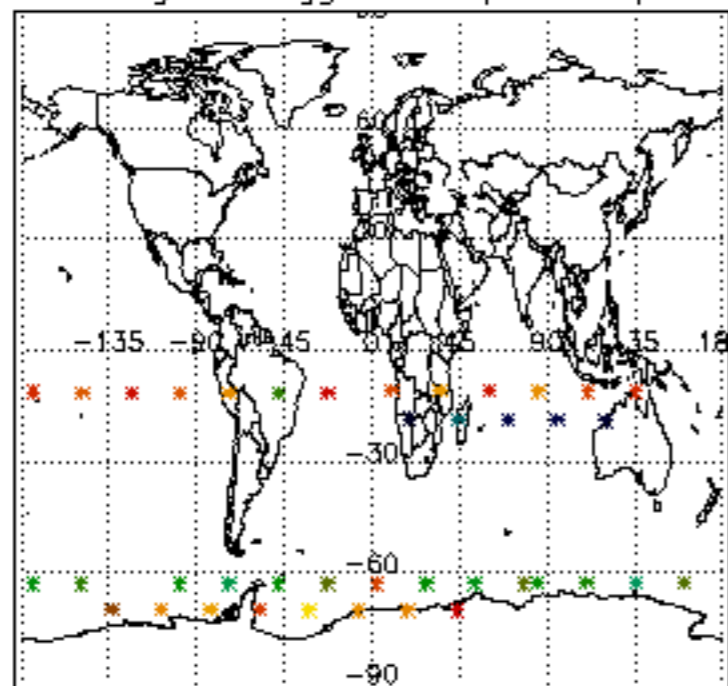
Percentage of flagged data per D3 profile



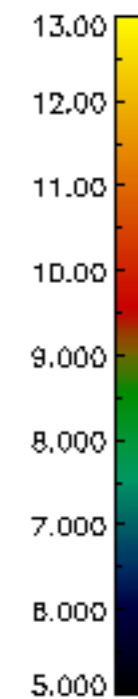
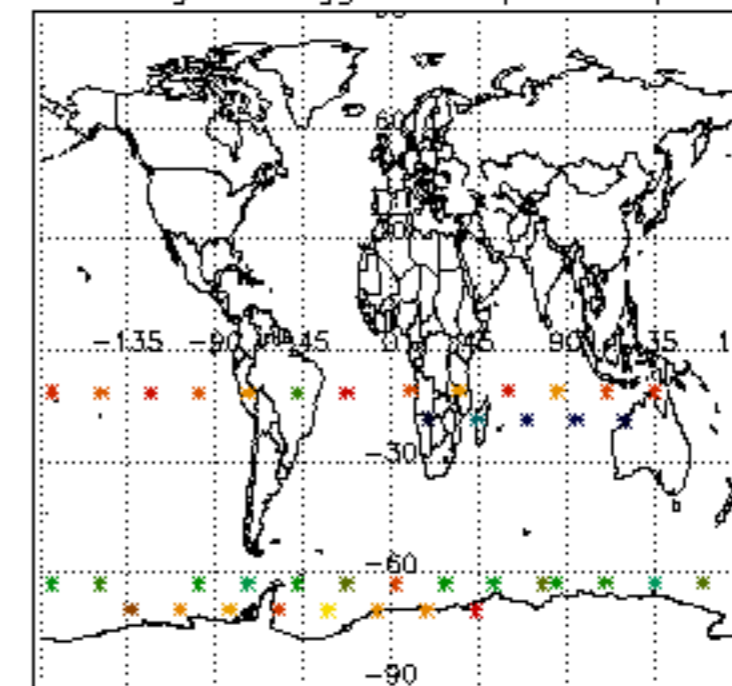
Percentage of flagged data per H2O profile

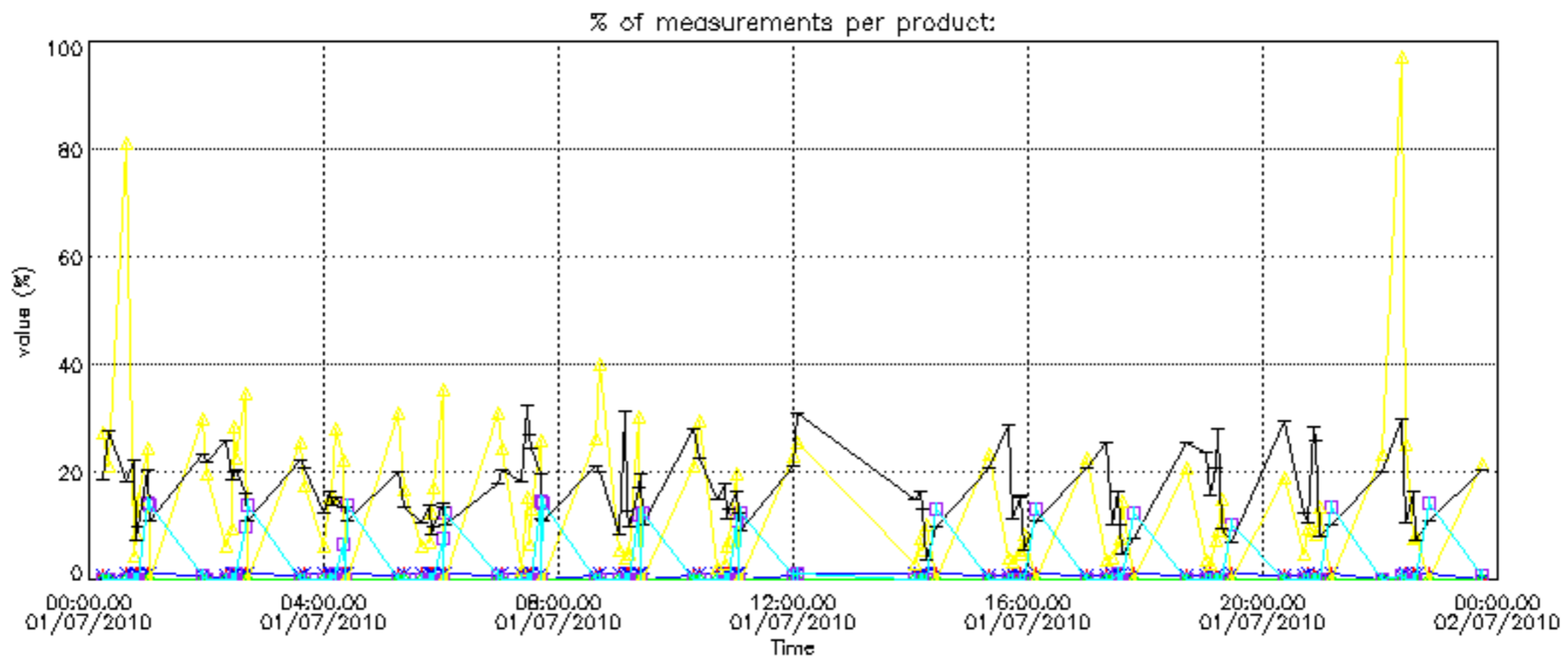


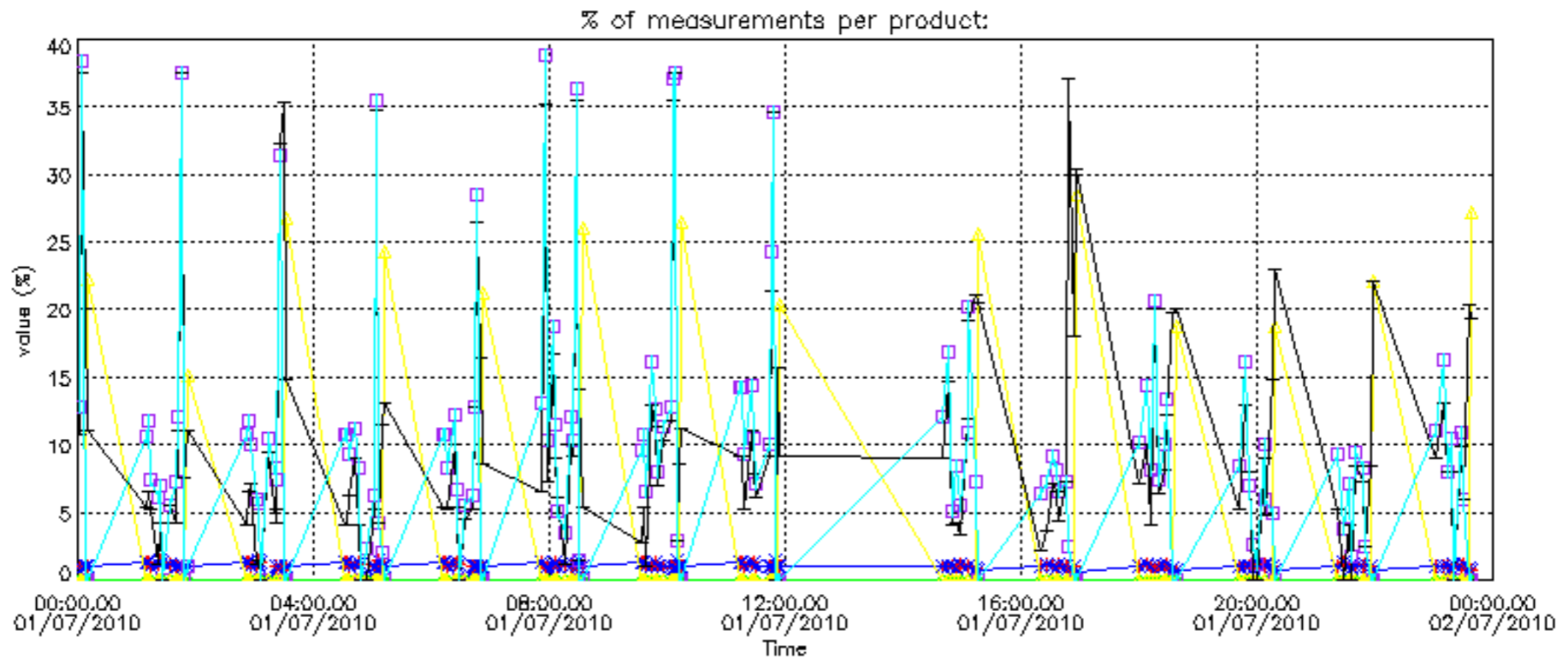
Percentage of flagged data per NO2 profile



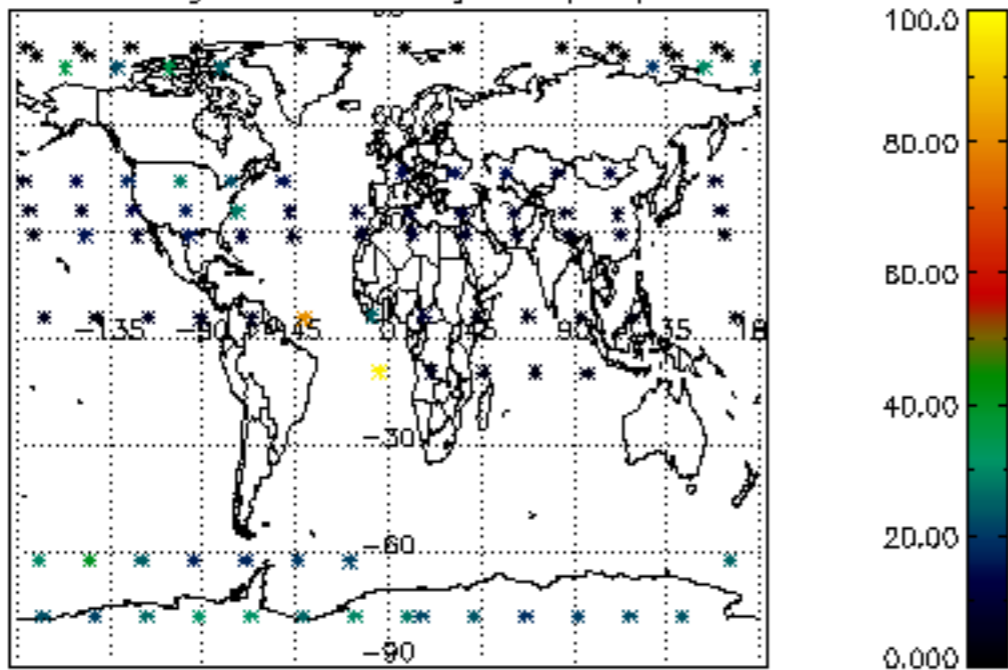
Percentage of flagged data per NO3 profile



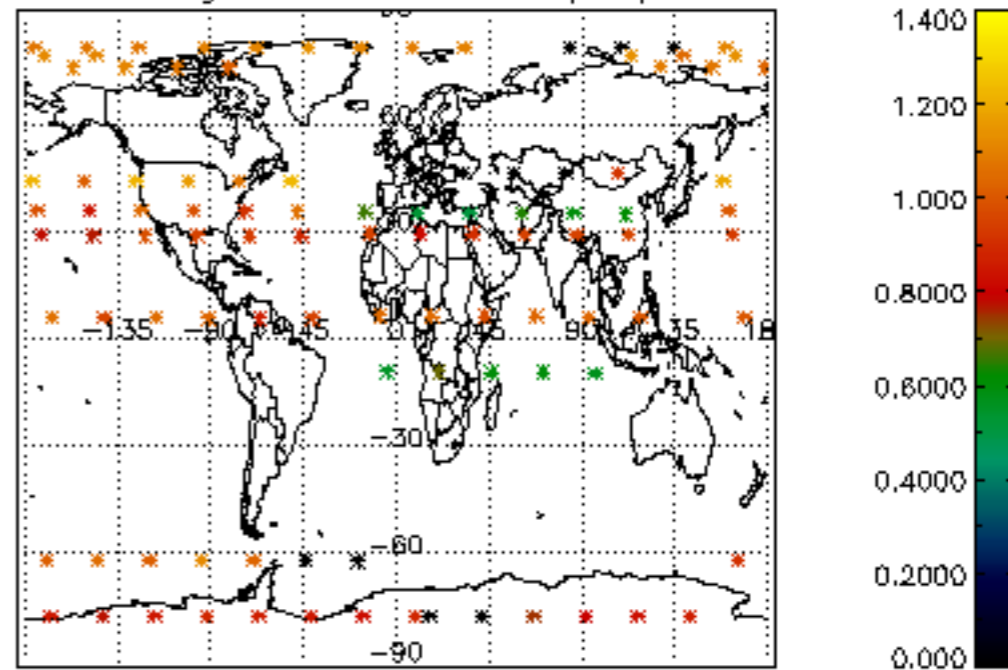




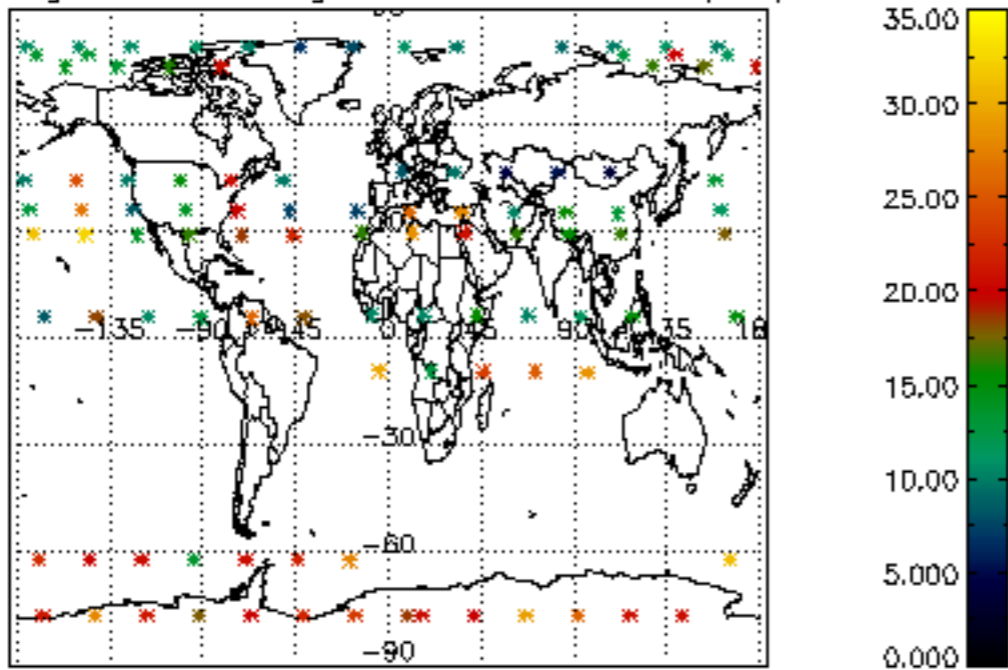
Percentage of cosmic ray hits per profile



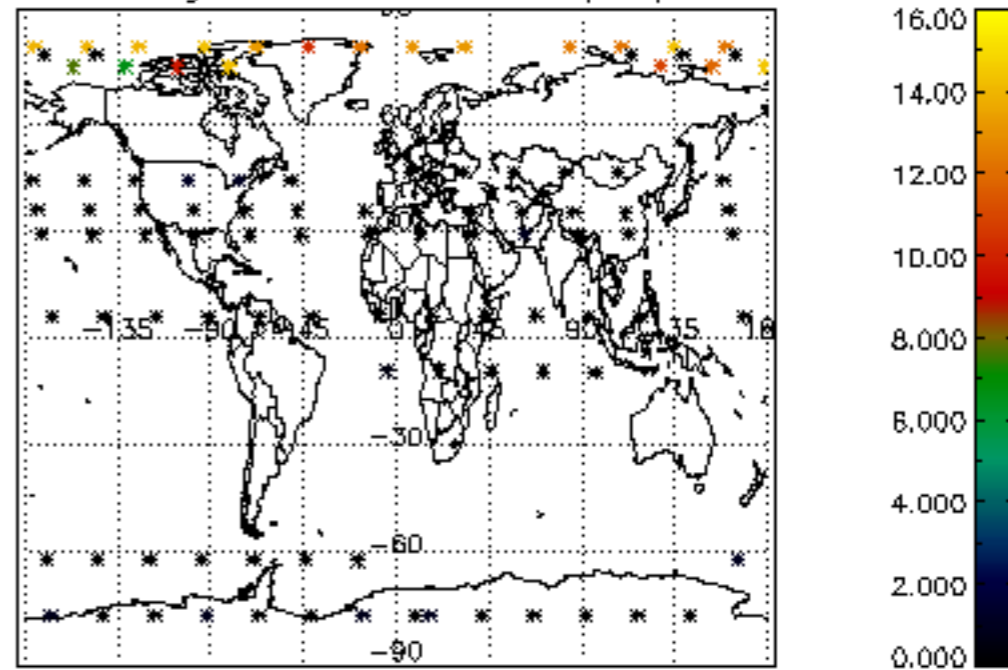
Percentage of datation errors per profile



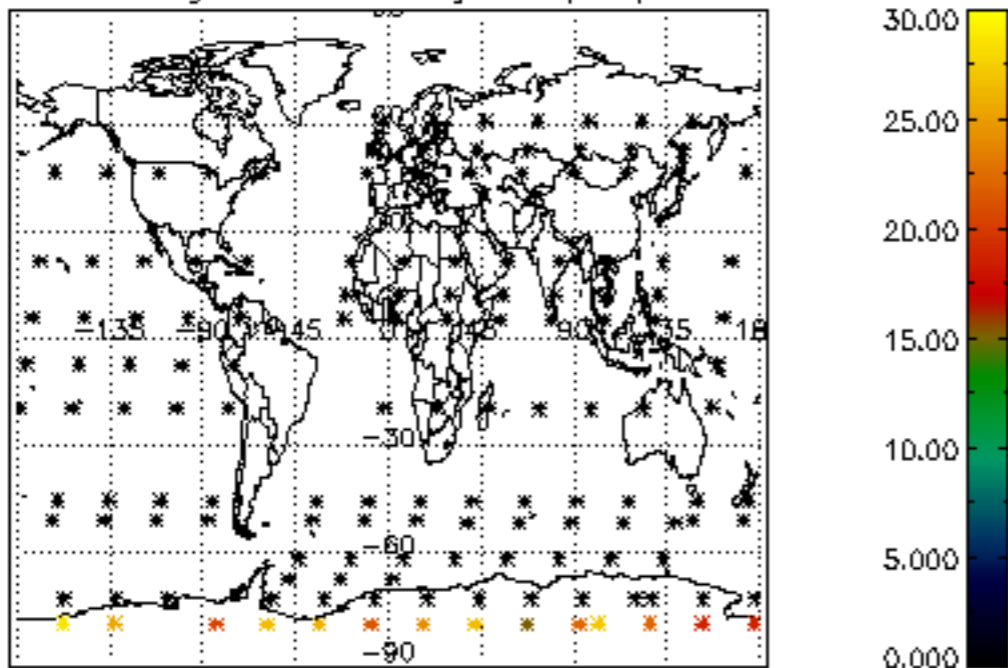
Percentage of star falling outside central band per profile



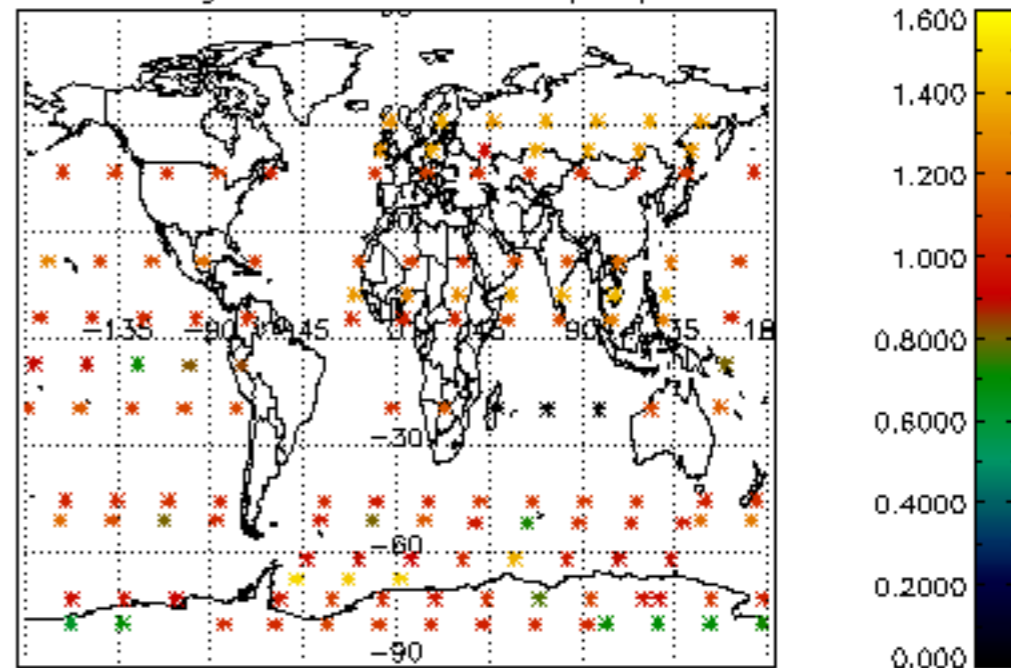
Percentage of saturation errors per profile



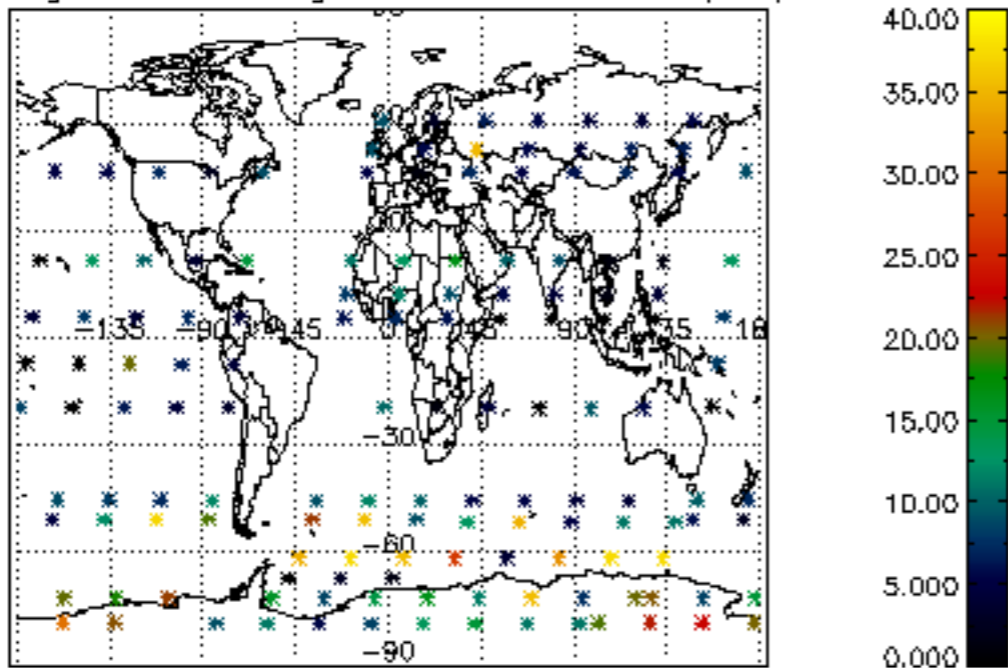
Percentage of cosmic ray hits per profile



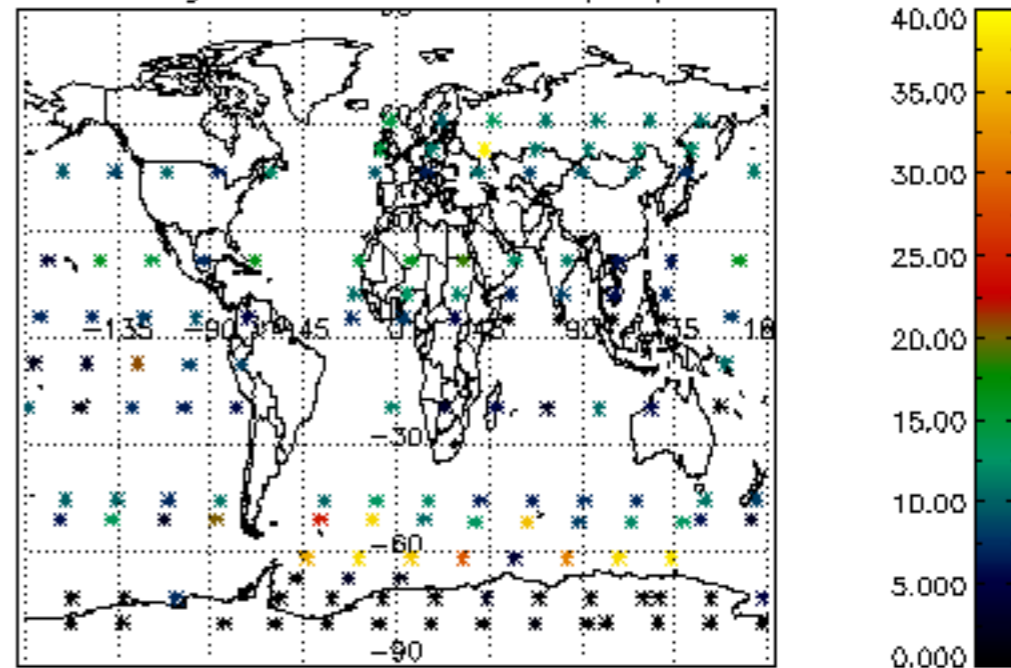
Percentage of datation errors per profile

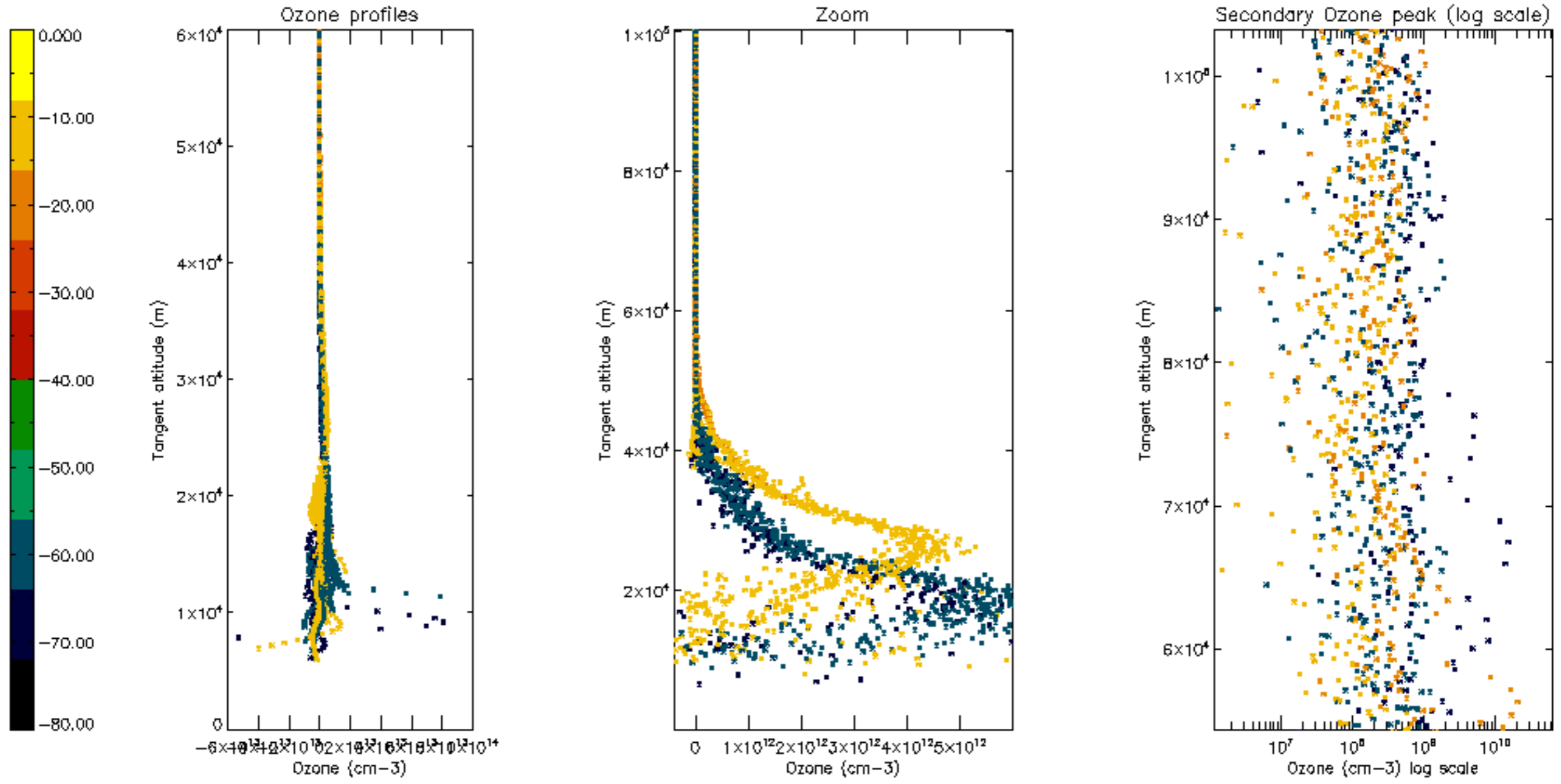


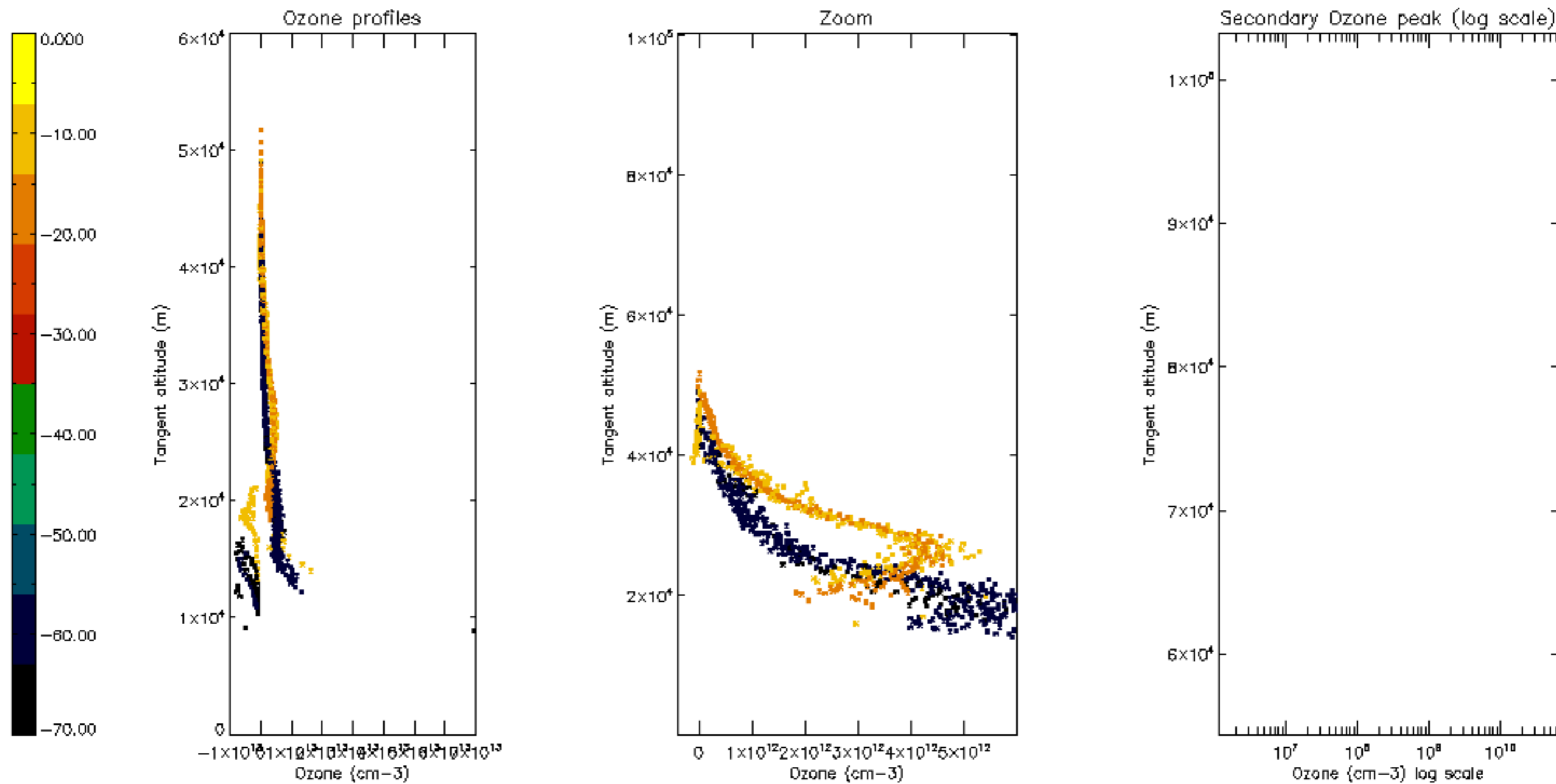
Percentage of star falling outside central band per profile

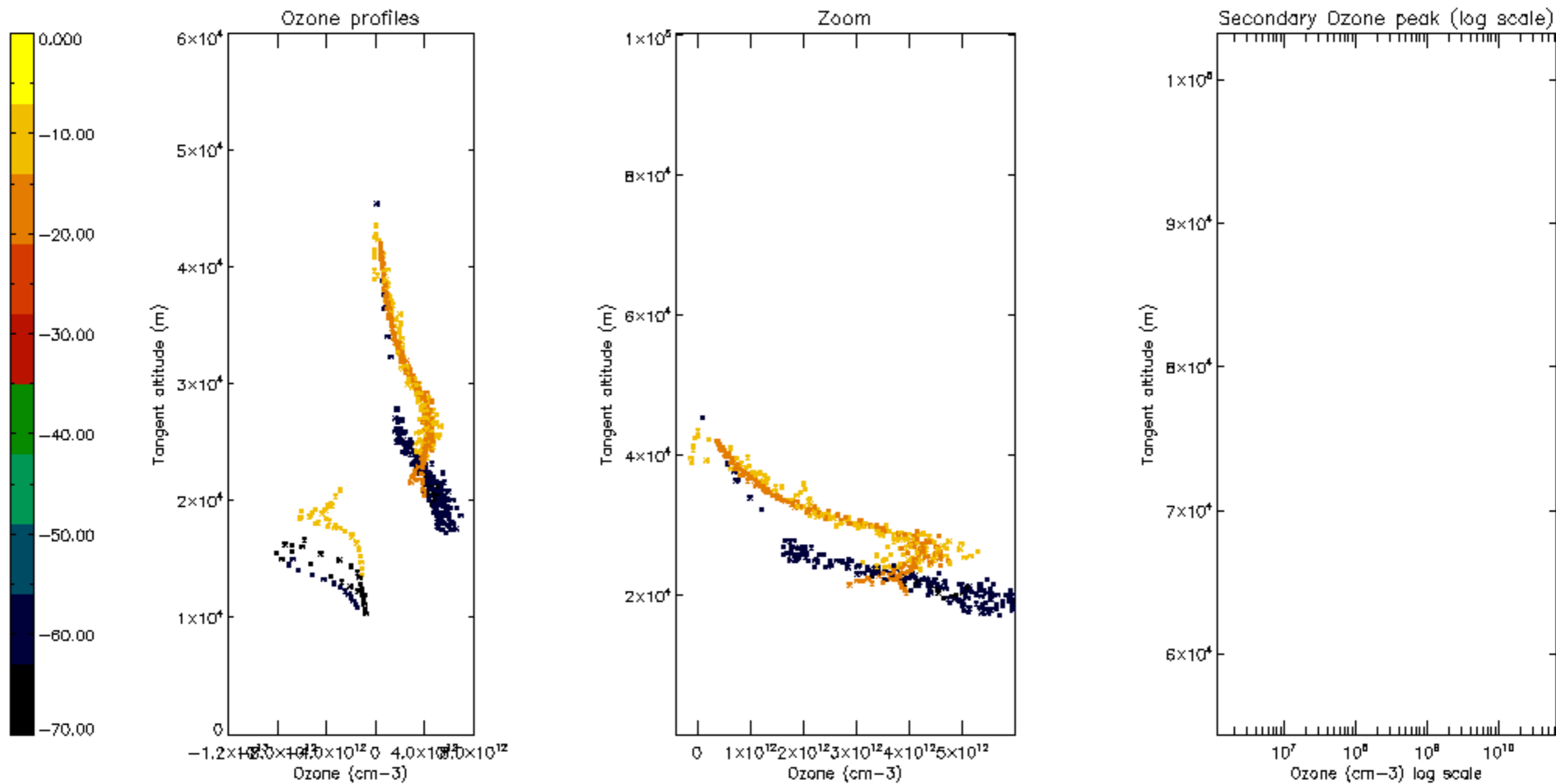


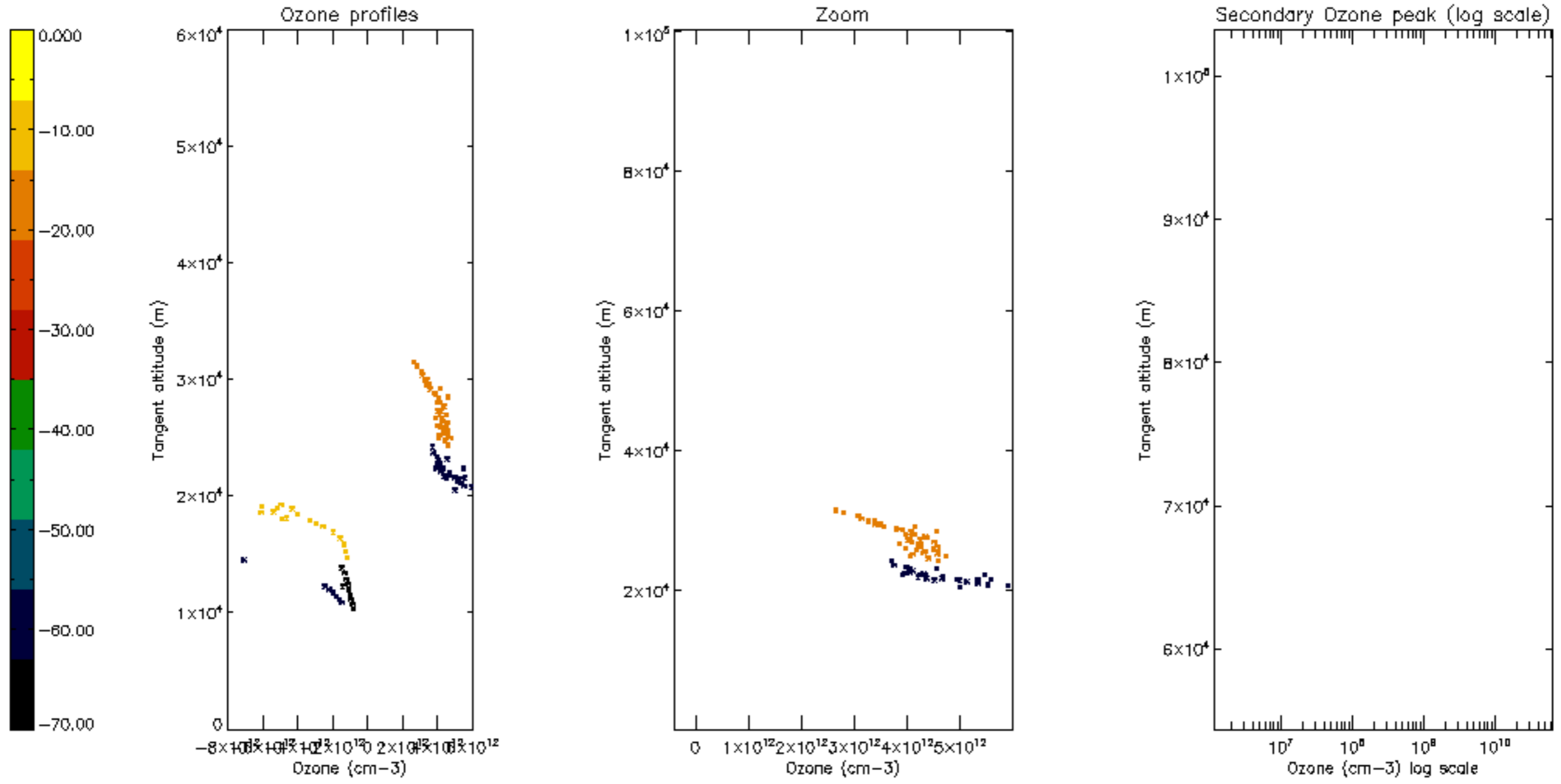
Percentage of saturation errors per profile

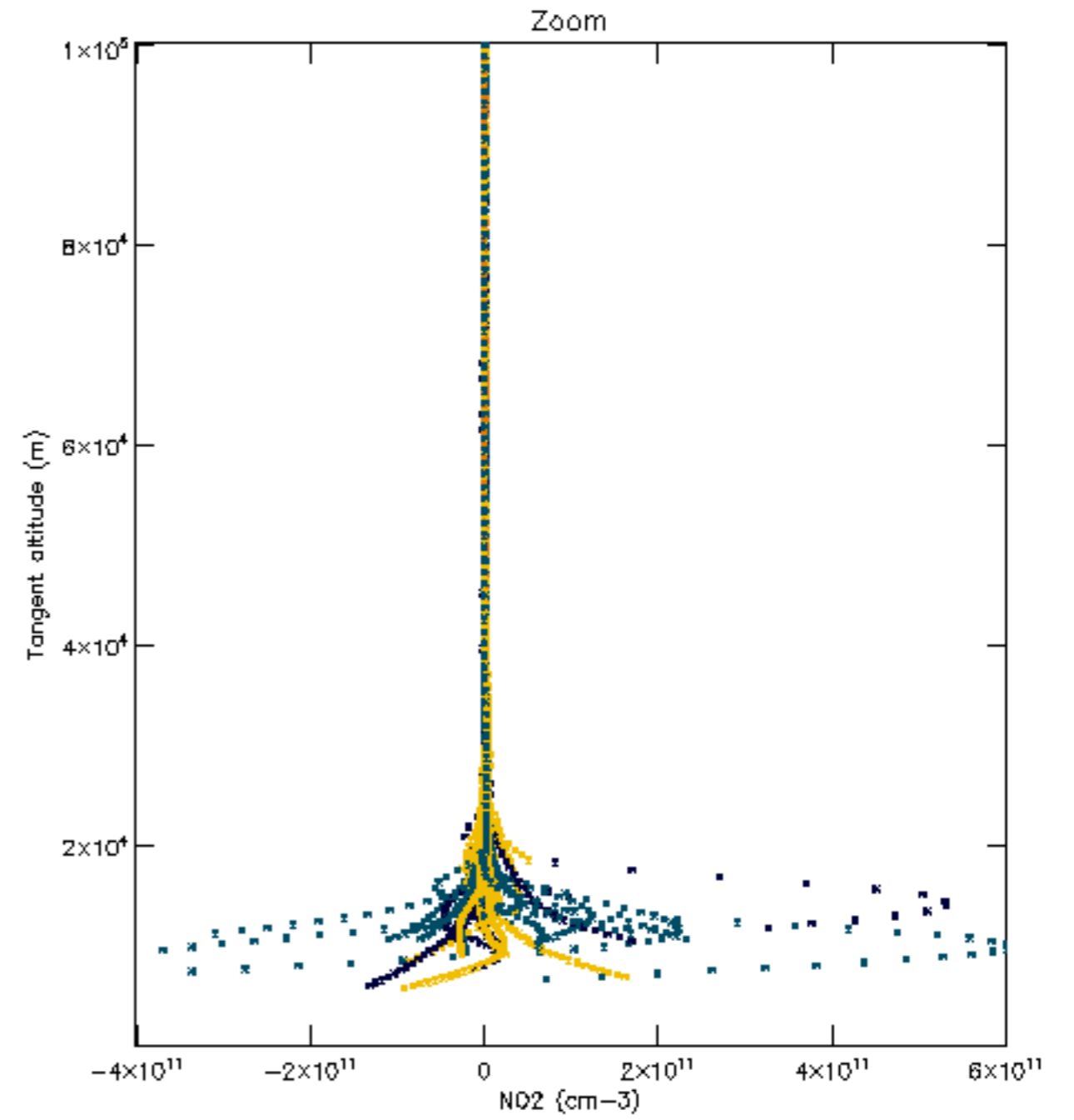
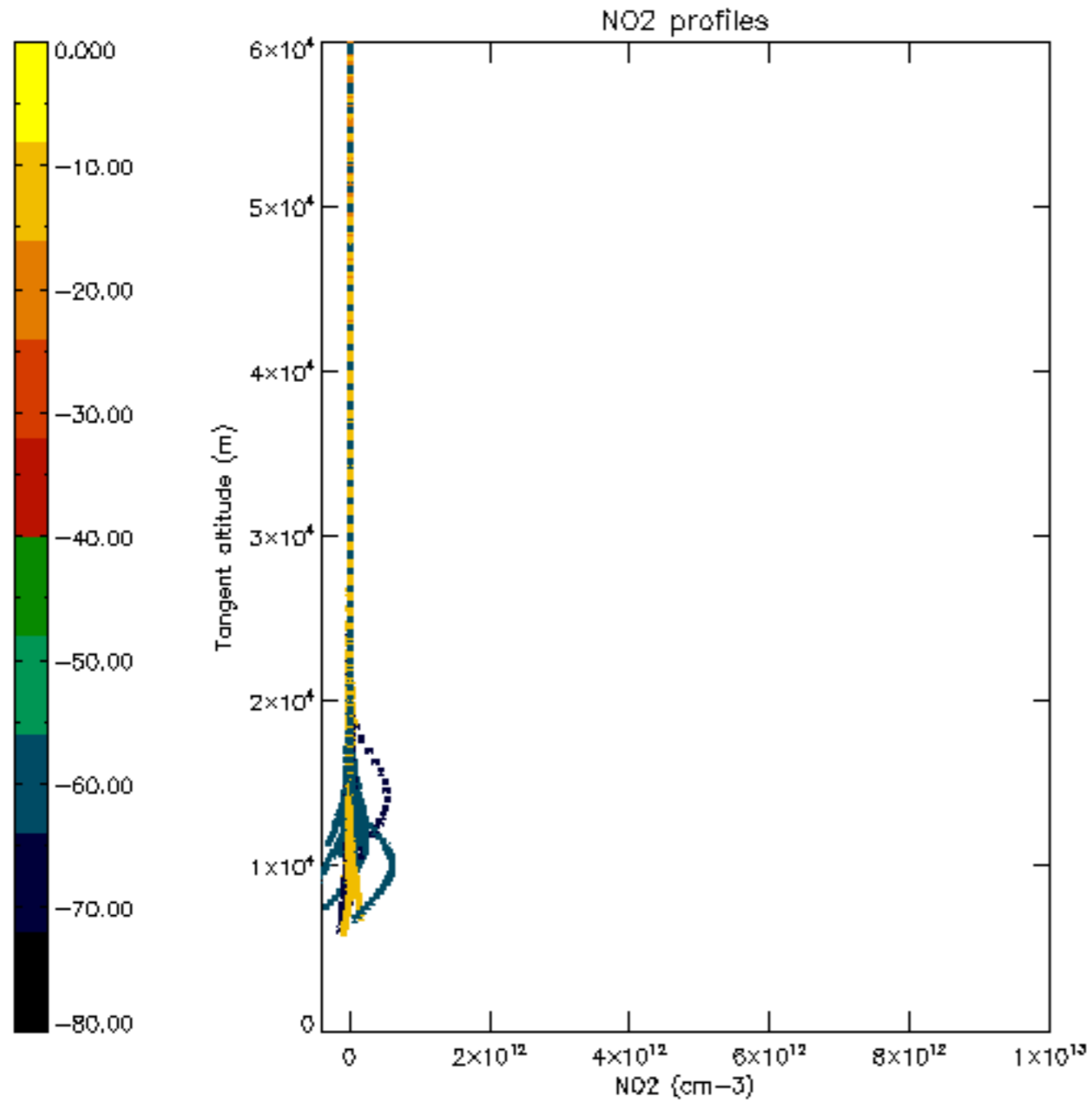


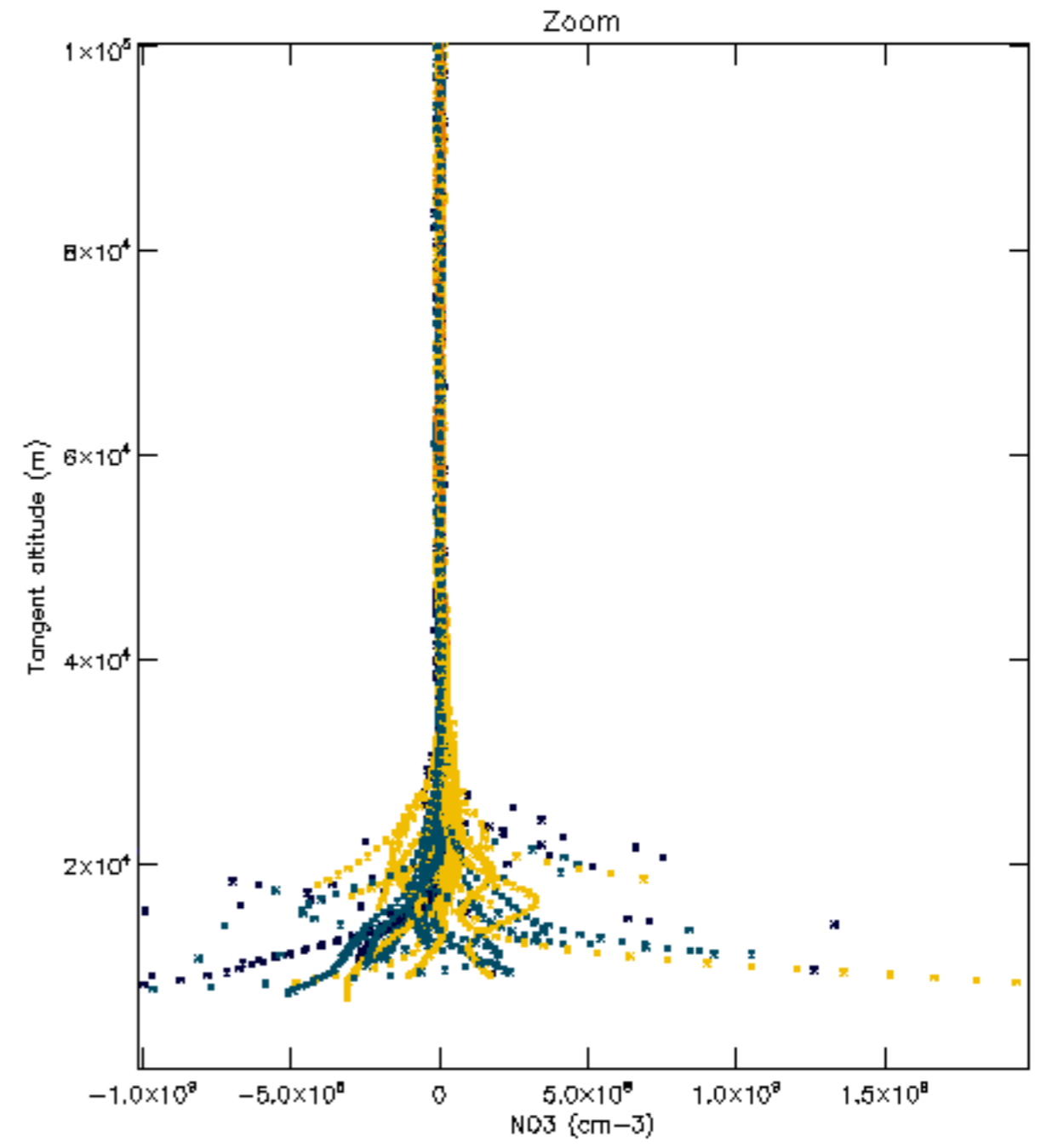
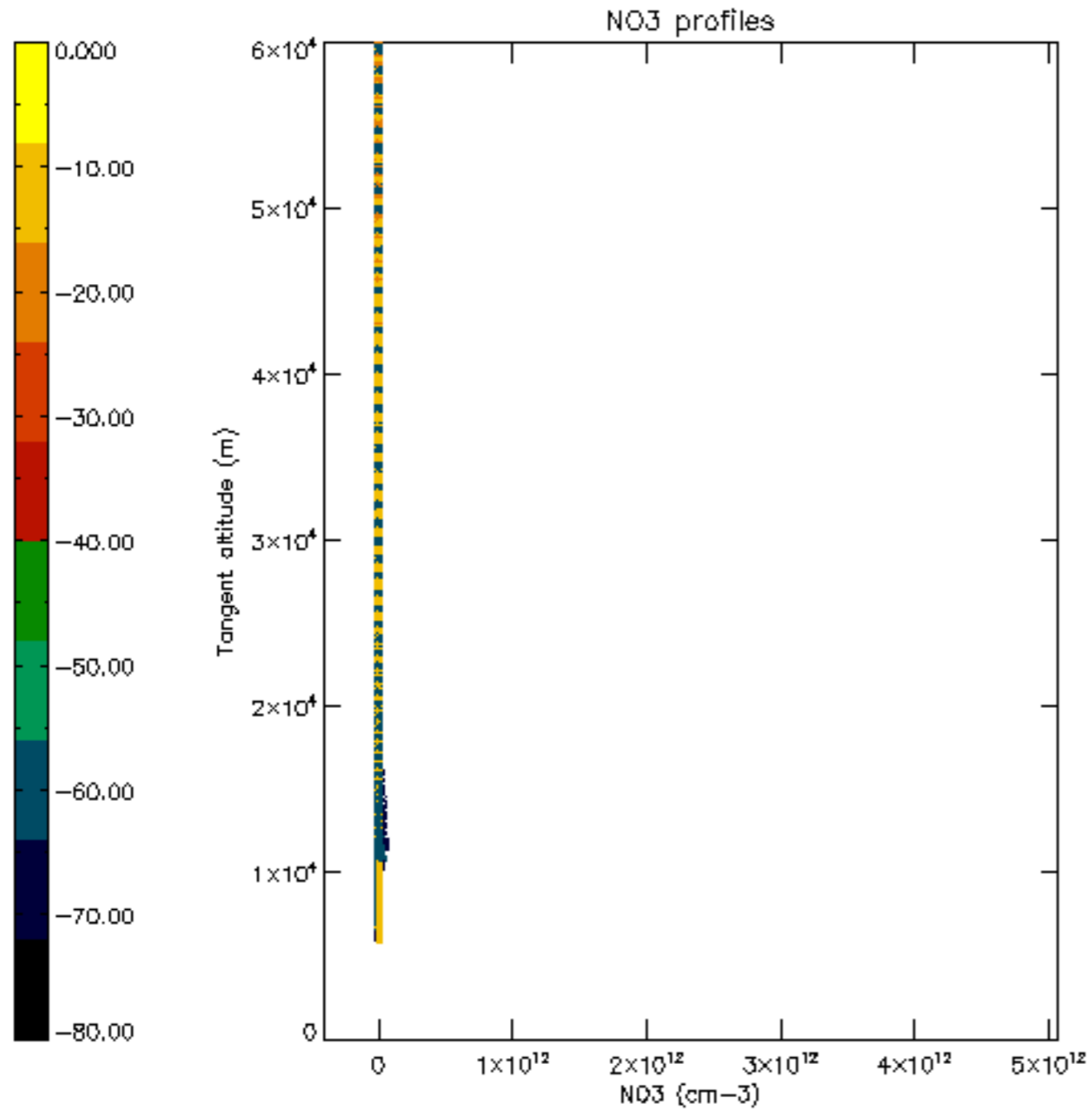


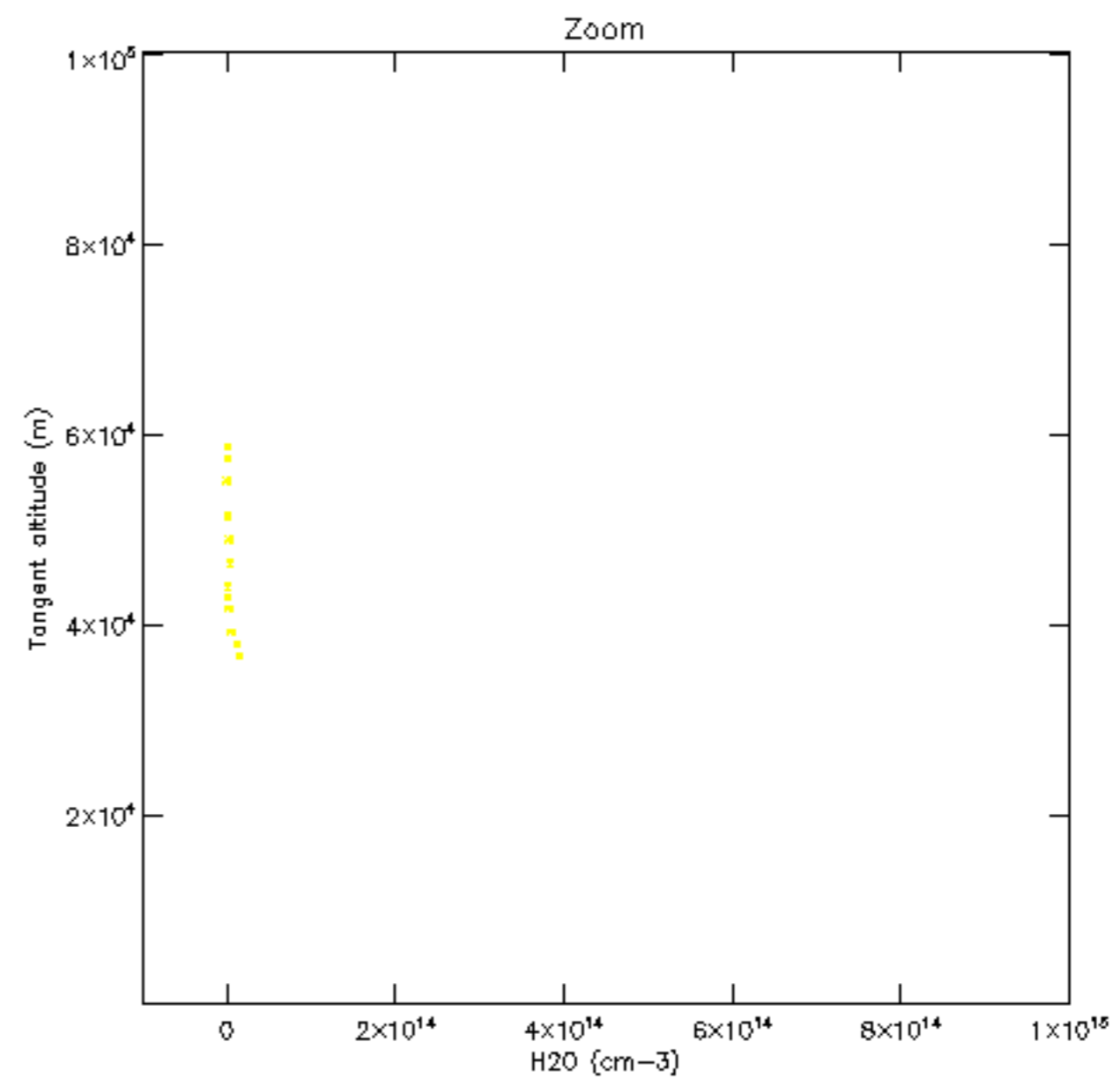
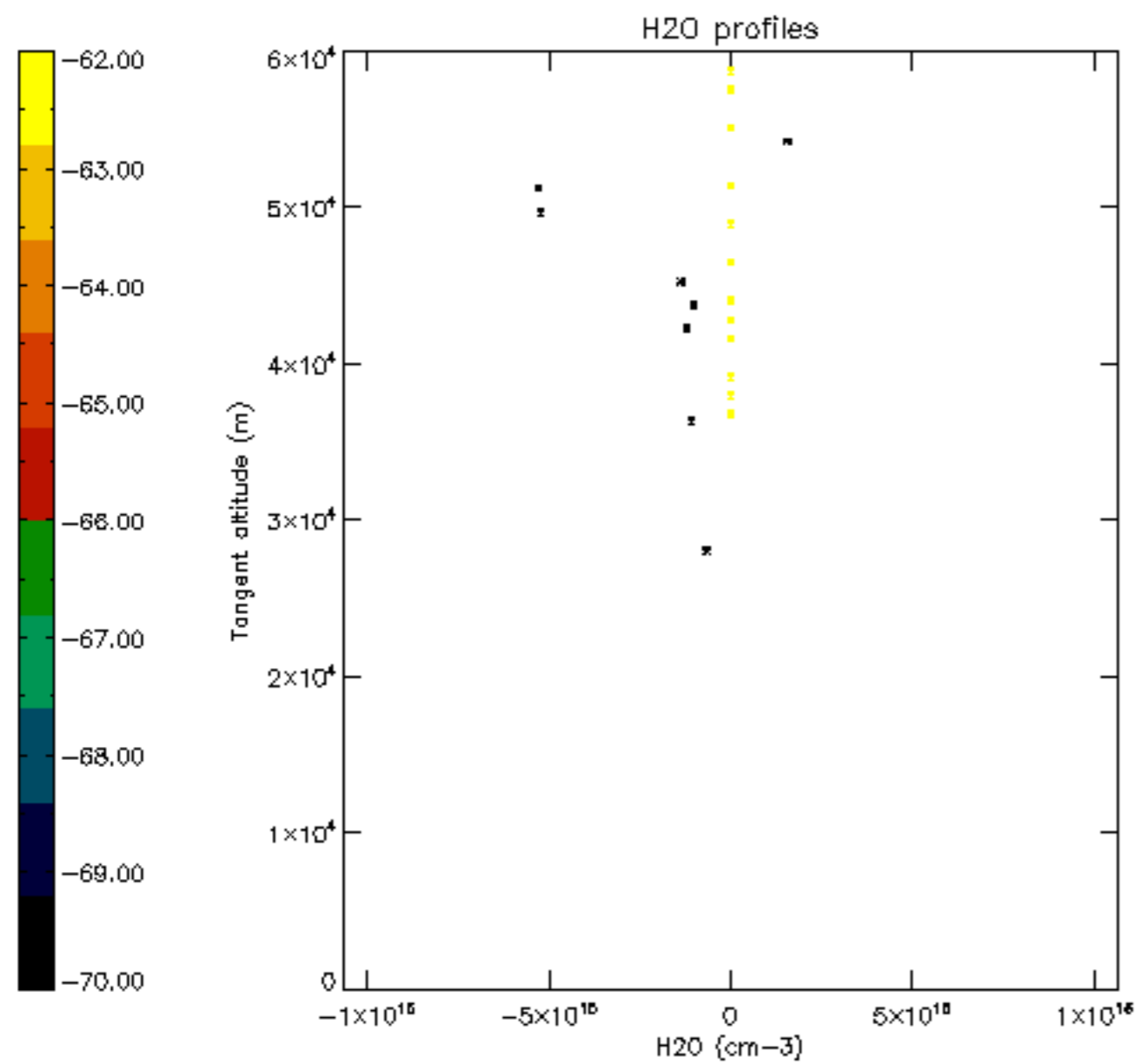


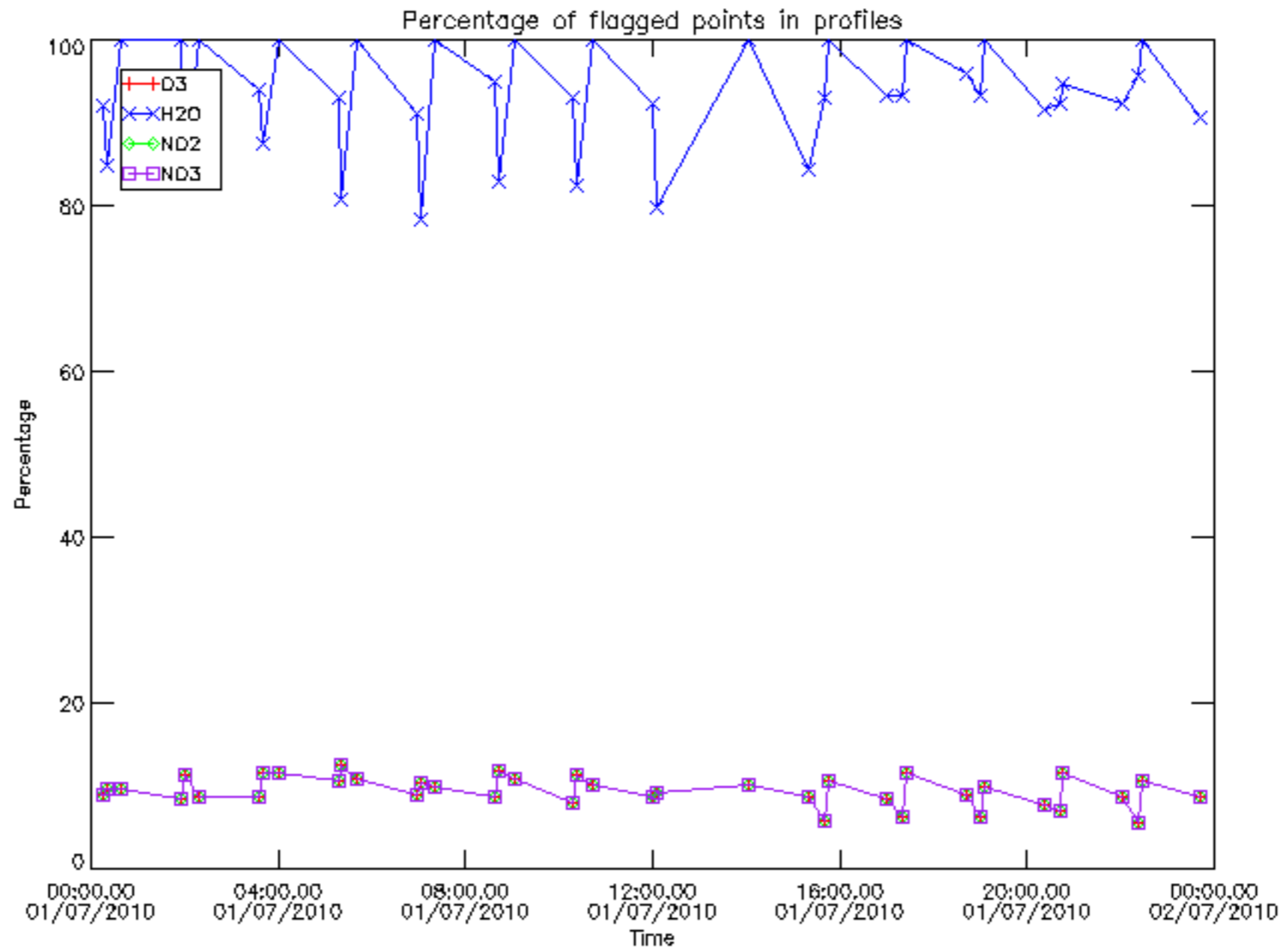




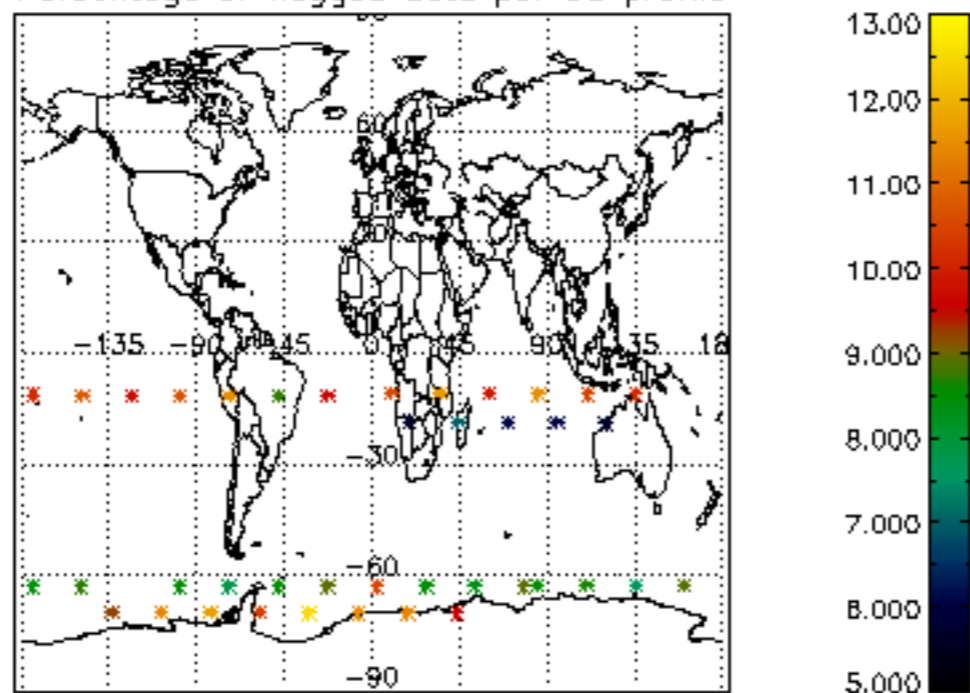




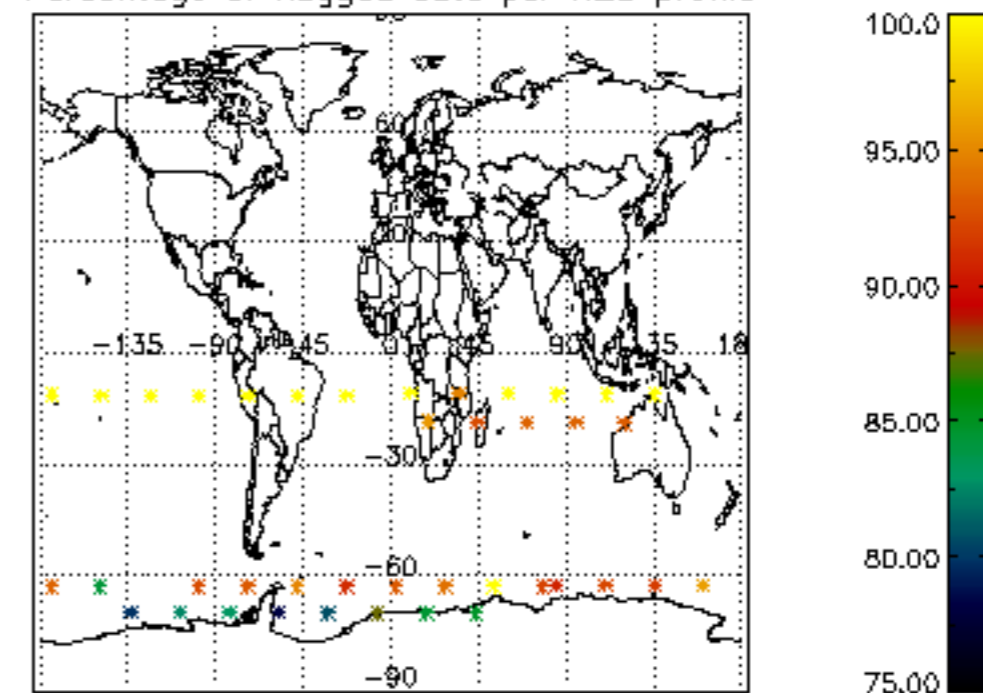




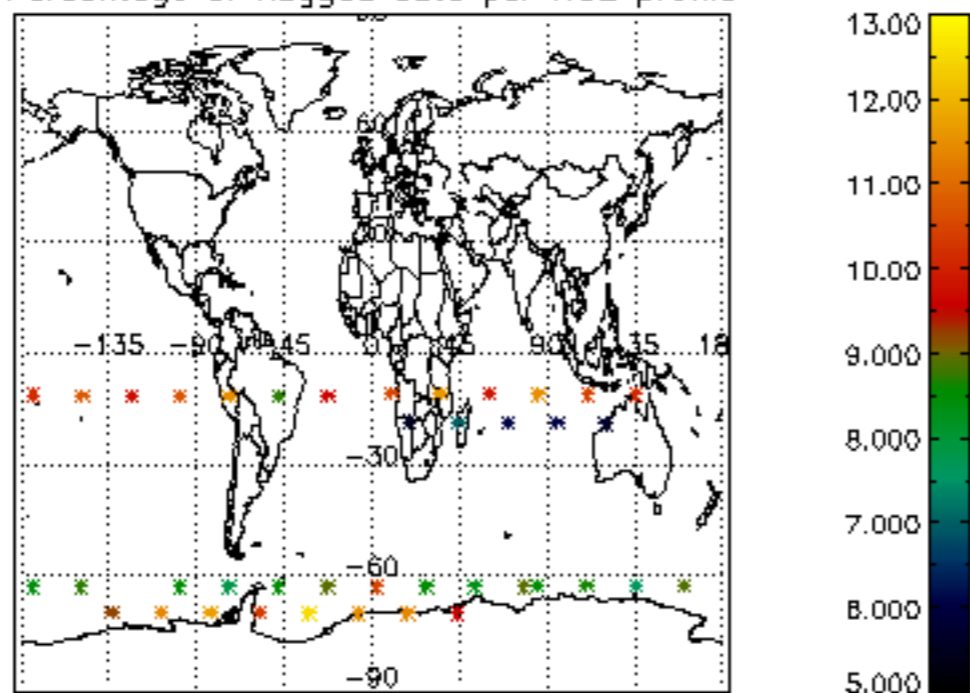
Percentage of flagged data per D3 profile



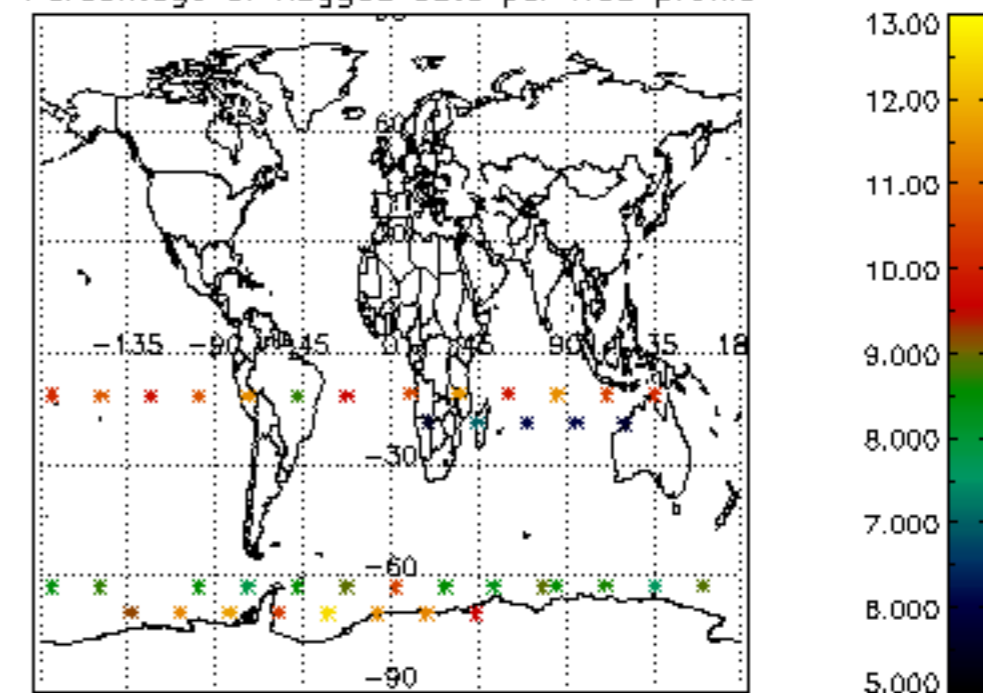
Percentage of flagged data per H2O profile

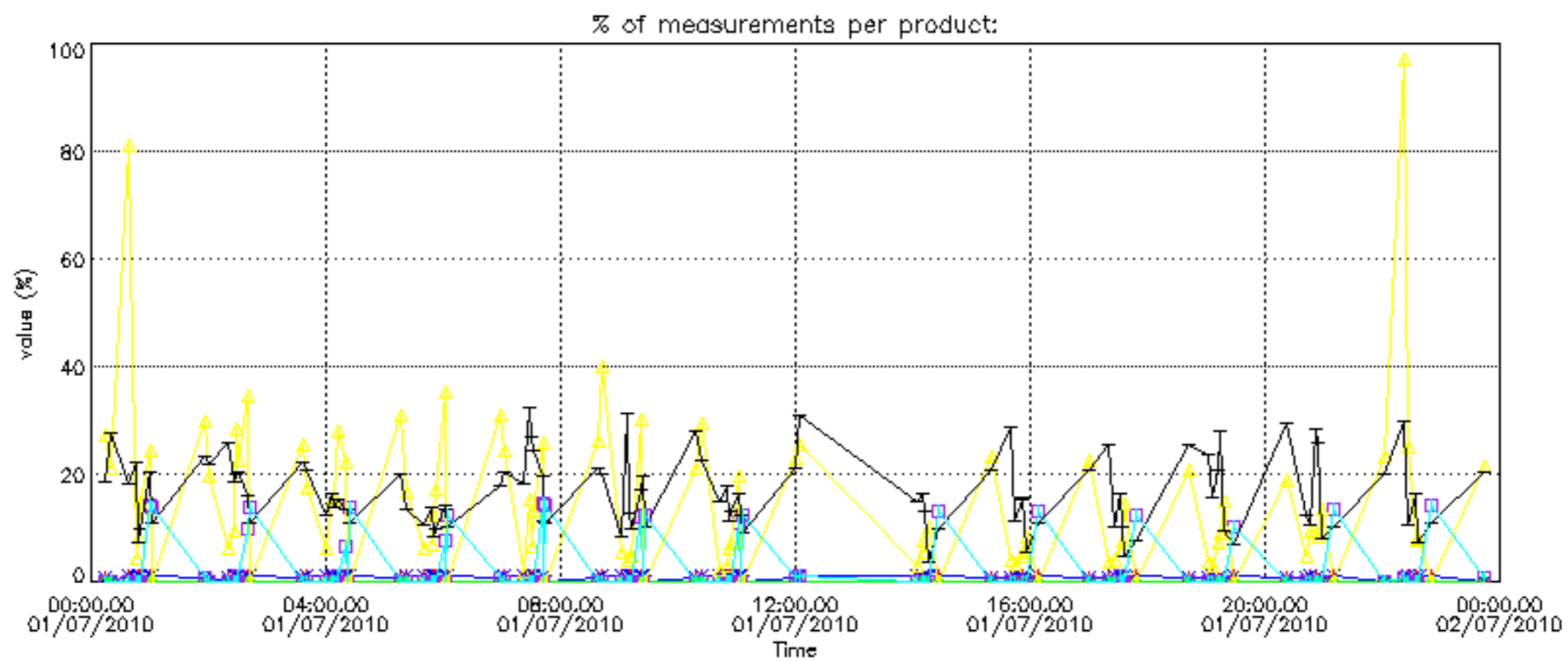


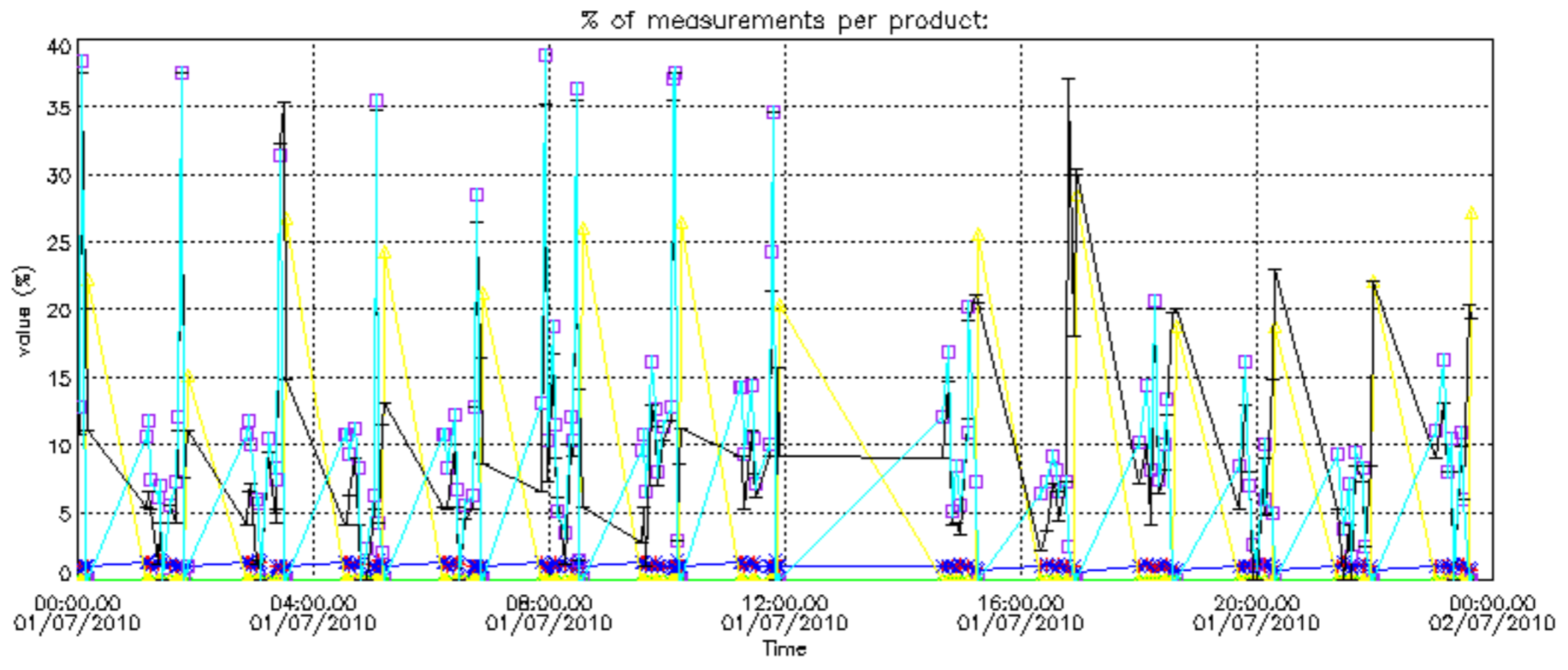
Percentage of flagged data per NO2 profile



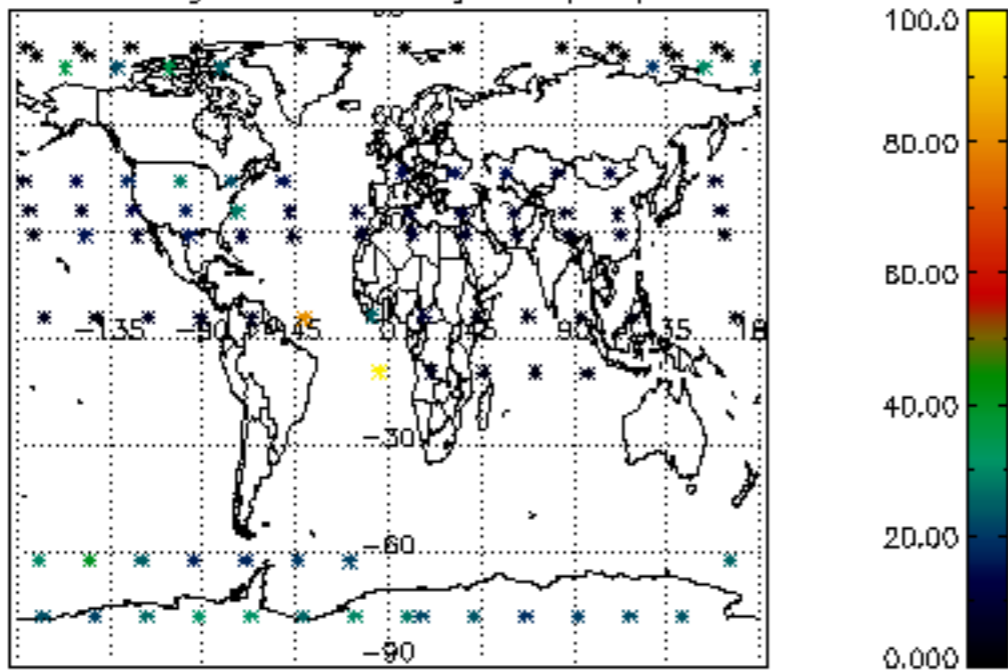
Percentage of flagged data per NO3 profile



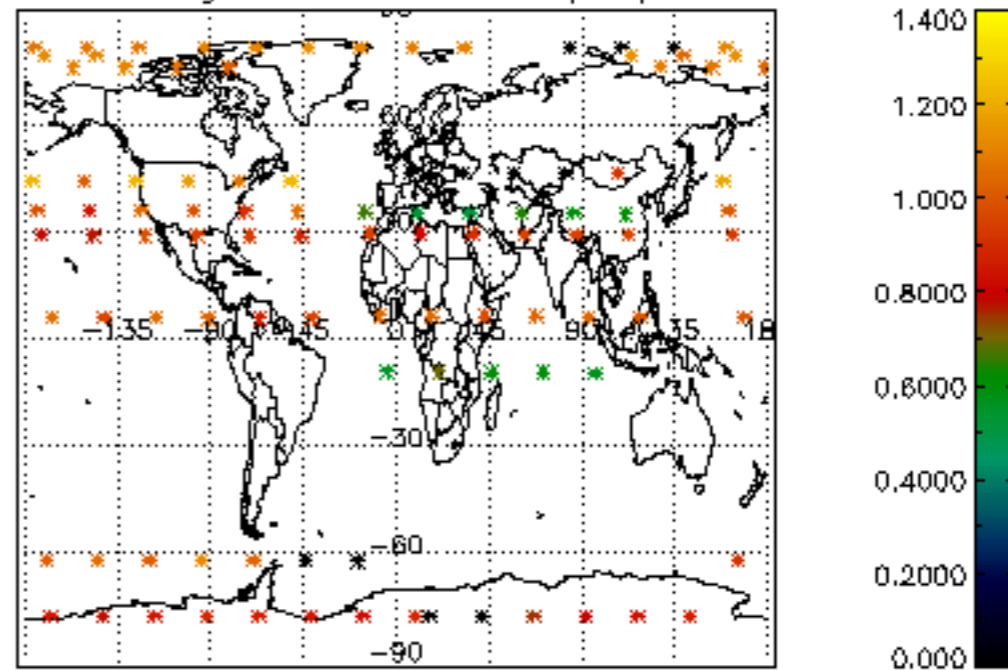




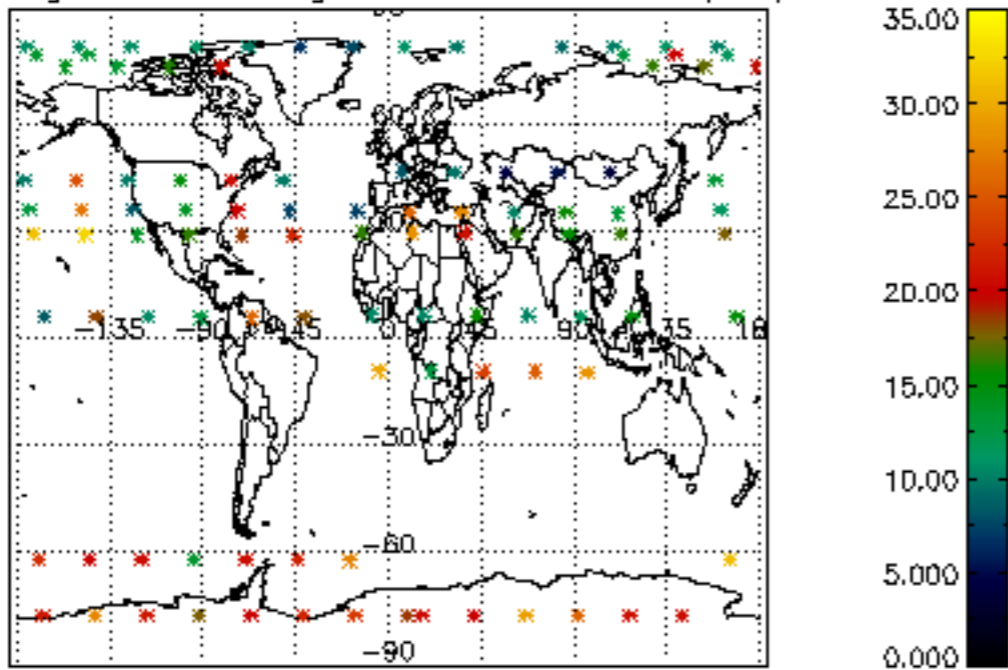
Percentage of cosmic ray hits per profile



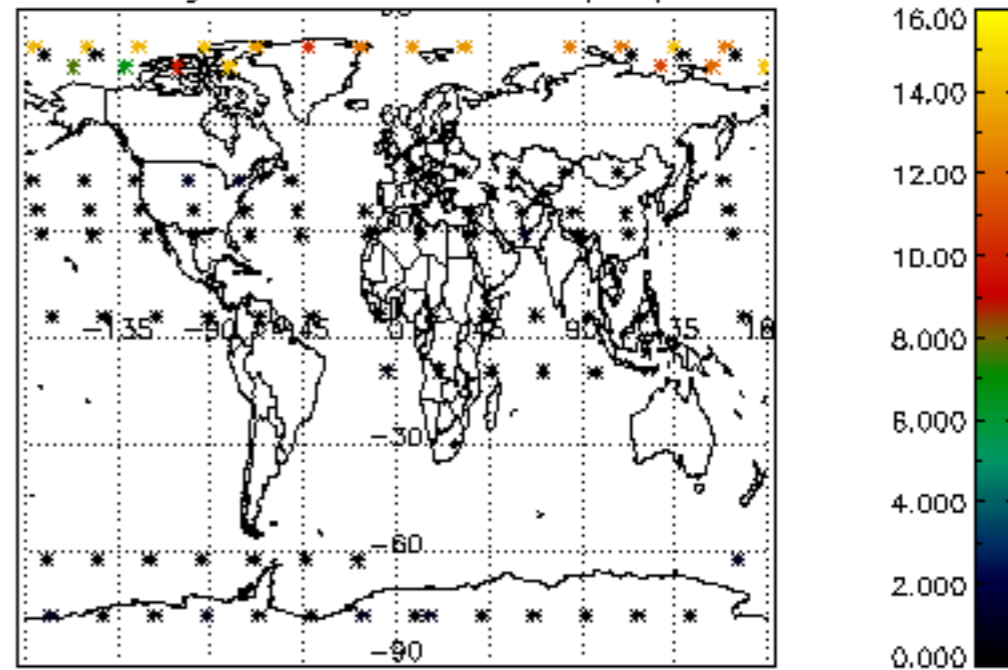
Percentage of datation errors per profile



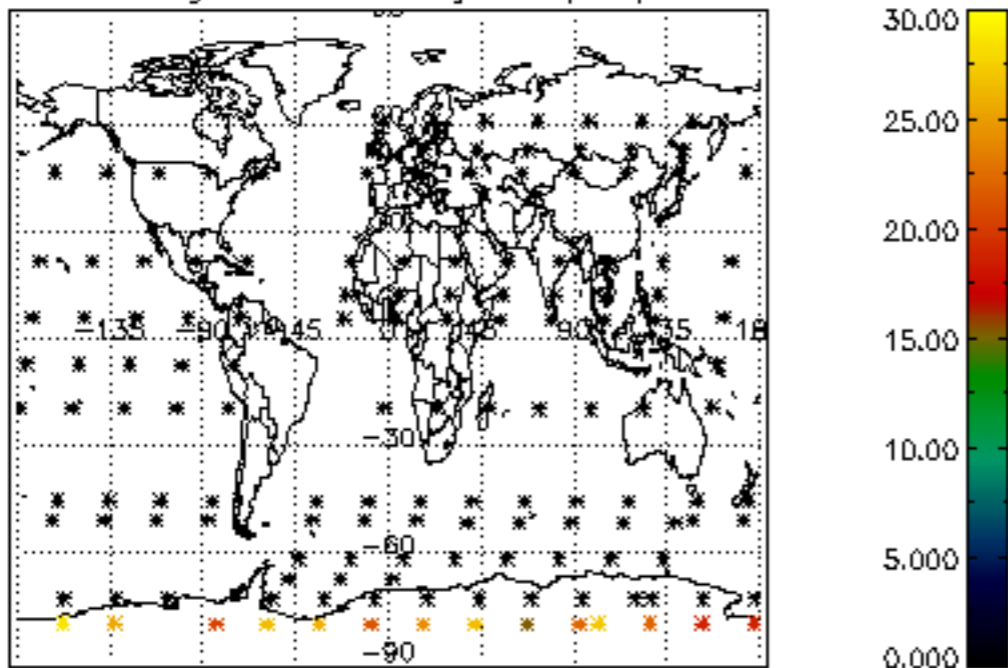
Percentage of star falling outside central band per profile



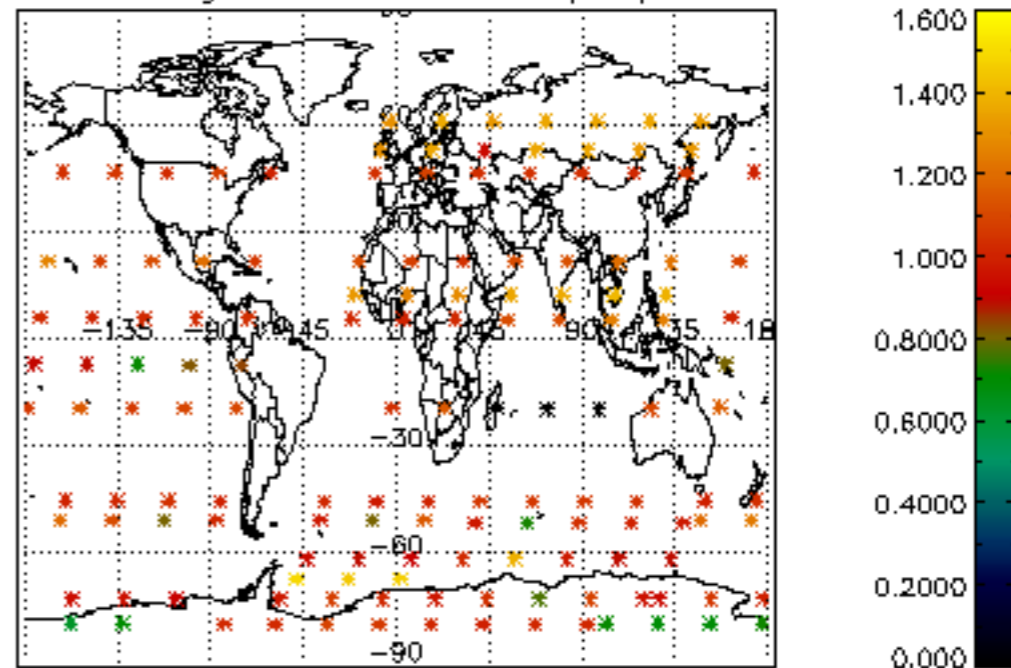
Percentage of saturation errors per profile



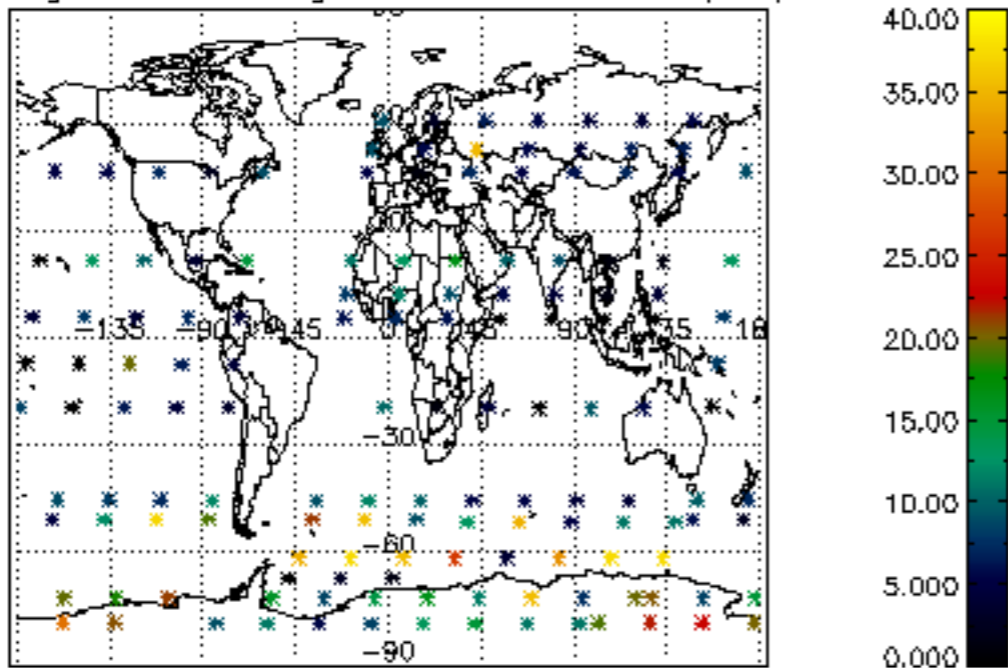
Percentage of cosmic ray hits per profile



Percentage of datation errors per profile



Percentage of star falling outside central band per profile



Percentage of saturation errors per profile

