

# GOMOS Level 2 Daily Report

## SUMMARY

### [1. General Info](#)

### [2. Summary of processed GOM\\_NL\\_2P products](#)

### [3. Level 2 Quality information per product](#)

#### [3.1 Plot of level 2 quality information per product \(time dependant\)](#)

#### [3.2 Plot of level 2 quality information per product \(world map\)](#)

### [4. Level 1 Quality information per product \(stored on level 2 products\)](#)

#### [4.1 Plot of level 1 quality information per product \(time dependant\)](#)

##### [4.1.1 Plot of level 1 quality information per product \(time dependant\): ASCENDING](#)

##### [4.1.2 Plot of level 1 quality information per product \(time dependant\): DESCENDING](#)

#### [4.2 Plot of level 1 quality information per product \(world map\)](#)

##### [4.2.1 Plot of level 1 quality information per product \(world map\): ASCENDING](#)

##### [4.2.2 Plot of level 1 quality information per product \(world map\): DESCENDING](#)

### [5. Ozone profiles based on quality statistics and other trace gas profiles](#)

#### [5.1 Ozone statistics based on quality of products](#)

#### [5.2 Plot ozone profiles for all STD \(dark without errors\)](#)

#### [5.3 Plot ozone profiles where STD < 20% \(dark without errors\)](#)

#### [5.4. Plot ozone profiles where STD < 10% \(dark without errors\)](#)

#### [5.5. Plot ozone profiles where STD < 5% \(dark without errors\)](#)

#### [5.6 Plot NO2 profiles for all STD \(dark without errors\)](#)

#### [5.7 Plot NO3 profiles for all STD \(dark without errors\)](#)

#### [5.8 Plot H2O profiles \(only for occultations of stars 1,2,3,4,13,14,16,26,63 dark without errors\) for all STD](#)

### [6. Auxiliary Data Files used for the production reported in section 2](#)

This report presents the daily analysis on parameters extracted from GOMOS level 2 data (GOM\_NL\_\_2P). It is intended to monitor some important parameters that will impact the quality of these products. A list of level 2 products (and content) that have arrived during the reporting day to the PCF is also given.

Item	Value
Time of report generation	29APR2013 12:29:26
Data source version	GOMOS/6.01
Start time of products	29-06-2010 (29JUN2010 00:00:00)
Stop time of products	30-06-2010 (30JUN2010 00:00:00)
Store outputs in DB	Yes
Nb of level 2 prods	272
Nb of prods with errors	0

## 2. Summary of processed GOM\_NL\_\_2P products.

Nr	Filename	UTC Start time	Limb	Duration	Star Id	Star Name	Star Mag	Star Temp	Nb Meas	Orbit	Prod. error
1	GOM_NL__2PRFIN20100629_000107_000000582090_00403_43543_6901.N1	29-JUN-2010 00:01:07	Dark	57.500	84	Alp Phe	2.3970	4500.0	115	43543	No
2	GOM_NL__2PRFIN20100629_000738_000000522090_00403_43543_6902.N1	29-JUN-2010 00:07:38	Straylight	51.500	63	Bet Gru	2.1500	2800.0	103	43543	No
3	GOM_NL__2PRFIN20100629_000936_000000492090_00403_43543_6903.N1	29-JUN-2010 00:09:36	Straylight	49.000	31	Alp Gru	1.7340	15200.	98	43543	No
4	GOM_NL__2PRFIN20100629_001212_000000502090_00403_43543_6904.N1	29-JUN-2010 00:12:12	Straylight	49.500	45	Alp Pav	1.9400	26000.	99	43543	No
5	GOM_NL__2PRFIN20100629_002107_000000442090_00403_43543_6905.N1	29-JUN-2010 00:21:07	Twilight_stray	44.000	38	20Eps Sgr	1.8360	11000.	88	43543	No
6	GOM_NL__2PRFIN20100629_002230_000000472090_00403_43543_6906.N1	29-JUN-2010 00:22:30	Bright	47.000	116	19Del Sgr	2.7000	4100.0	94	43543	No
7	GOM_NL__2PRFIN20100629_002437_000000482090_00403_43543_6907.N1	29-JUN-2010 00:24:37	Bright	48.000	155	41Pi Sgr	2.9000	6600.0	96	43543	No
8	GOM_NL__2PRFIN20100629_003305_000000392090_00403_43543_6908.N1	29-JUN-2010 00:33:05	Bright	38.500	126	60Bet Oph	2.7700	4250.0	77	43543	No
9	GOM_NL__2PRFIN20100629_003526_000000382090_00403_43543_6909.N1	29-JUN-2010 00:35:26	Bright	37.500	59	55Alp Oph	2.0800	8900.0	75	43543	No
10	GOM_NL__2PRFIN20100629_004430_000000422090_00403_43543_6910.N1	29-JUN-2010 00:44:30	Bright	41.500	5	3Alp Lyr	0.033000	11000.	83	43543	No
11	GOM_NL__2PRFIN20100629_004657_000000382090_00403_43543_6911.N1	29-JUN-2010 00:46:57	Bright	37.500	130	23Bet Dra	2.7990	5800.0	75	43543	No
12	GOM_NL__2PRFIN20100629_005607_000000452090_00403_43543_6912.N1	29-JUN-2010 00:56:07	Bright	44.500	89	5Alp Cep	2.4510	8000.0	89	43543	No
13	GOM_NL__2PRFIN20100629_010323_000000482090_00403_43543_6913.N1	29-JUN-2010 01:03:23	Bright	47.500	74	11Bet Cas	2.2680	6600.0	95	43543	No
14	GOM_NL__2PRFIN20100629_010502_000000512090_00403_43543_6914.N1	29-JUN-2010 01:05:02	Bright	50.500	68	18Alp Cas	2.2250	4500.0	101	43543	No
15	GOM_NL__2PRFIN20100629_010746_000000552090_00403_43543_6915.N1	29-JUN-2010 01:07:46	Bright	55.000	160	23Gam Per	2.9300	4700.0	110	43543	No
16	GOM_NL__2PRFIN20100629_011110_000000492090_00403_43543_6916.N1	29-JUN-2010 01:11:10	Bright	49.000	73	57Gam1And	2.2600	13100.	98	43543	No
17	GOM_NL__2PRFIN20100629_011344_000000472090_00403_43543_6917.N1	29-JUN-2010 01:13:44	Twilight_stray	46.500	173	4Bet Tri	3.0040	8900.0	93	43543	No
18	GOM_NL__2PRFIN20100629_011751_000000532090_00403_43543_6918.N1	29-JUN-2010 01:17:51	Dark	52.500	50	13Alp Ari	2.0070	4250.0	105	43543	No
19	GOM_NL__2PRFIN20100629_012246_000000402090_00403_43543_6919.N1	29-JUN-2010 01:22:46	Dark	39.500	94	92Alp Cet	2.5260	3100.0	79	43543	No
20	GOM_NL__2PRFIN20100629_014144_000000482090_00404_43544_6909.N1	29-JUN-2010 01:41:44	Dark	48.000	84	Alp Phe	2.3970	4500.0	96	43544	No
21	GOM_NL__2PRFIN20100629_014815_000000652090_00404_43544_6910.N1	29-JUN-2010 01:48:15	Straylight	64.500	63	Bet Gru	2.1500	2800.0	129	43544	No
22	GOM_NL__2PRFIN20100629_015013_000000492090_00404_43544_6911.N1	29-JUN-2010 01:50:13	Straylight	48.500	31	Alp Gru	1.7340	15200.	97	43544	No
23	GOM_NL__2PRFIN20100629_015248_000000432090_00404_43544_6912.N1	29-JUN-2010 01:52:48	Straylight	42.500	45	Alp Pav	1.9400	26000.	85	43544	No
24	GOM_NL__2PRFIN20100629_020144_000000452090_00404_43544_6913.N1	29-JUN-2010 02:01:44	Twilight_stray	44.500	38	20Eps Sgr	1.8360	11000.	89	43544	No
25	GOM_NL__2PRFIN20100629_020306_000000492090_00404_43544_6914.N1	29-JUN-2010 02:03:06	Bright	48.500	116	19Del Sgr	2.7000	4100.0	97	43544	No
26	GOM_NL__2PRFIN20100629_020513_000000482090_00404_43544_6915.N1	29-JUN-2010 02:05:13	Bright	47.500	155	41Pi Sgr	2.9000	6600.0	95	43544	No
27	GOM_NL__2PRFIN20100629_021341_000000382090_00404_43544_6916.N1	29-JUN-2010 02:13:41	Bright	38.000	126	60Bet Oph	2.7700	4250.0	76	43544	No
28	GOM_NL__2PRFIN20100629_021602_000000382090_00404_43544_6917.N1	29-JUN-2010 02:16:02	Bright	38.000	59	55Alp Oph	2.0800	8900.0	76	43544	No
29	GOM_NL__2PRFIN20100629_022506_000000472090_00404_43544_6918.N1	29-JUN-2010 02:25:06	Bright	47.000	5	3Alp Lyr	0.033000	11000.	94	43544	No
30	GOM_NL__2PRFIN20100629_022732_000000402090_00404_43544_6919.N1	29-JUN-2010 02:27:32	Bright	39.500	130	23Bet Dra	2.7990	5800.0	79	43544	No
31	GOM_NL__2PRFIN20100629_023643_000000432090_00404_43544_6920.N1	29-JUN-2010 02:36:43	Bright	43.000	89	5Alp Cep	2.4510	8000.0	86	43544	No
32	GOM_NL__2PRFIN20100629_024359_000000462090_00404_43544_6921.N1	29-JUN-2010 02:43:59	Bright	45.500	74	11Bet Cas	2.2680	6600.0	91	43544	No
33	GOM_NL__2PRFIN20100629_024538_000000512090_00404_43544_6922.N1	29-JUN-2010 02:45:38	Bright	51.000	68	18Alp Cas	2.2250	4500.0	102	43544	No
34	GOM_NL__2PRFIN20100629_024822_000000552090_00404_43544_6923.N1	29-JUN-2010 02:48:22	Bright	55.000	160	23Gam Per	2.9300	4700.0	110	43544	No
35	GOM_NL__2PRFIN20100629_025146_000000502090_00404_43544_6924.N1	29-JUN-2010 02:51:46	Bright	50.000	73	57Gam1And	2.2600	13100.	100	43544	No
36	GOM_NL__2PRFIN20100629_025420_000000492090_00404_43544_6925.N1	29-JUN-2010 02:54:20	Twilight_stray	48.500	173	4Bet Tri	3.0040	8900.0	97	43544	No
37	GOM_NL__2PRFIN20100629_025827_000000632090_00404_43544_6926.N1	29-JUN-2010 02:58:27	Dark	62.500	50	13Alp Ari	2.0070	4250.0	125	43544	No
38	GOM_NL__2PRFIN20100629_030323_000000412090_00404_43544_6927.N1	29-JUN-2010 03:03:23	Dark	41.000	94	92Alp Cet	2.5260	3100.0	82	43544	No
39	GOM_NL__2PRFIN20100629_032851_000000532090_00405_43545_6917.N1	29-JUN-2010 03:28:51	Straylight	53.000	63	Bet Gru	2.1500	2800.0	106	43545	No
40	GOM_NL__2PRFIN20100629_033050_000000512090_00405_43545_6918.N1	29-JUN-2010 03:30:50	Straylight	50.500	31	Alp Gru	1.7340	15200.	101	43545	No
41	GOM_NL__2PRFIN20100629_033324_000000472090_00405_43545_6919.N1	29-JUN-2010 03:33:24	Straylight	46.500	45	Alp Pav	1.9400	26000.	93	43545	No
42	GOM_NL__2PRFIN20100629_034220_000000462090_00405_43545_6920.N1	29-JUN-2010 03:42:20	Twilight_stray	46.000	38	20Eps Sgr	1.8360	11000.	92	43545	No

43	GOM_NL__2PRFIN20100629_034342_000000492090_00405_43545_6921.N1	29-JUN-2010 03:43:42	Bright	49.000	116	19Del Sgr	2.7000	4100.0	98	43545	No
44	GOM_NL__2PRFIN20100629_034549_000000482090_00405_43545_6922.N1	29-JUN-2010 03:45:49	Bright	47.500	155	41Pi Sgr	2.9000	6600.0	95	43545	No
45	GOM_NL__2PRFIN20100629_035417_000000382090_00405_43545_6923.N1	29-JUN-2010 03:54:17	Bright	38.000	126	60Bet Oph	2.7700	4250.0	76	43545	No
46	GOM_NL__2PRFIN20100629_035638_000000382090_00405_43545_6924.N1	29-JUN-2010 03:56:38	Bright	37.500	59	55Alp Oph	2.0800	8900.0	75	43545	No
47	GOM_NL__2PRFIN20100629_040541_000000492090_00405_43545_6925.N1	29-JUN-2010 04:05:41	Bright	48.500	5	3Alp Lyr	0.033000	11000.	97	43545	No
48	GOM_NL__2PRFIN20100629_040808_000000402090_00405_43545_6926.N1	29-JUN-2010 04:08:08	Bright	39.500	130	23Bet Dra	2.7990	5800.0	79	43545	No
49	GOM_NL__2PRFIN20100629_041718_000000442090_00405_43545_6927.N1	29-JUN-2010 04:17:18	Bright	43.500	89	5Alp Cep	2.4510	8000.0	87	43545	No
50	GOM_NL__2PRFIN20100629_042434_000000512090_00405_43545_6928.N1	29-JUN-2010 04:24:34	Bright	50.500	74	11Bet Cas	2.2680	6600.0	101	43545	No
51	GOM_NL__2PRFIN20100629_042613_000000482090_00405_43545_6929.N1	29-JUN-2010 04:26:13	Bright	47.500	68	18Alp Cas	2.2250	4500.0	95	43545	No
52	GOM_NL__2PRFIN20100629_042858_000000402090_00405_43545_6930.N1	29-JUN-2010 04:28:58	Bright	40.000	160	23Gam Per	2.9300	4700.0	80	43545	No
53	GOM_NL__2PRFIN20100629_043222_000000482090_00405_43545_6931.N1	29-JUN-2010 04:32:22	Bright	47.500	73	57Gam1And	2.2600	13100.	95	43545	No
54	GOM_NL__2PRFIN20100629_043456_000000492090_00405_43545_6932.N1	29-JUN-2010 04:34:56	Tw_i_and_stray	48.500	173	4Bet Tri	3.0040	8900.0	97	43545	No
55	GOM_NL__2PRFIN20100629_043904_000000602090_00405_43545_6933.N1	29-JUN-2010 04:39:04	Dark	59.500	50	13Alp Ari	2.0070	4250.0	119	43545	No
56	GOM_NL__2PRFIN20100629_044359_000000422090_00405_43545_6934.N1	29-JUN-2010 04:43:59	Dark	42.000	94	92Alp Cet	2.5260	3100.0	84	43545	No
57	GOM_NL__2PRFIN20100629_050258_000000502090_00406_43546_6925.N1	29-JUN-2010 05:02:58	Dark	50.000	84	Alp Phe	2.3970	4500.0	100	43546	No
58	GOM_NL__2PRFIN20100629_050929_000000502090_00406_43546_6926.N1	29-JUN-2010 05:09:29	Straylight	49.500	63	Bet Gru	2.1500	2800.0	99	43546	No
59	GOM_NL__2PRFIN20100629_051127_000000492090_00406_43546_6927.N1	29-JUN-2010 05:11:27	Straylight	49.000	31	Alp Gru	1.7340	15200.	98	43546	No
60	GOM_NL__2PRFIN20100629_051401_000000432090_00406_43546_6928.N1	29-JUN-2010 05:14:01	Straylight	42.500	45	Alp Pav	1.9400	26000.	85	43546	No
61	GOM_NL__2PRFIN20100629_052256_000000442090_00406_43546_6929.N1	29-JUN-2010 05:22:56	Tw_i_and_stray	44.000	38	20Eps Sgr	1.8360	11000.	88	43546	No
62	GOM_NL__2PRFIN20100629_052419_000000502090_00406_43546_6930.N1	29-JUN-2010 05:24:19	Bright	49.500	116	19Del Sgr	2.7000	4100.0	99	43546	No
63	GOM_NL__2PRFIN20100629_052625_000000462090_00406_43546_6931.N1	29-JUN-2010 05:26:25	Bright	46.000	155	41Pi Sgr	2.9000	6600.0	92	43546	No
64	GOM_NL__2PRFIN20100629_053453_000000382090_00406_43546_6932.N1	29-JUN-2010 05:34:53	Bright	37.500	126	60Bet Oph	2.7700	4250.0	75	43546	No
65	GOM_NL__2PRFIN20100629_053714_000000382090_00406_43546_6933.N1	29-JUN-2010 05:37:14	Bright	37.500	59	55Alp Oph	2.0800	8900.0	75	43546	No
66	GOM_NL__2PRFIN20100629_054616_000000492090_00406_43546_6934.N1	29-JUN-2010 05:46:16	Bright	48.500	5	3Alp Lyr	0.033000	11000.	97	43546	No
67	GOM_NL__2PRFIN20100629_054844_000000382090_00406_43546_6935.N1	29-JUN-2010 05:48:44	Bright	38.000	130	23Bet Dra	2.7990	5800.0	76	43546	No
68	GOM_NL__2PRFIN20100629_055753_000000472090_00406_43546_6936.N1	29-JUN-2010 05:57:53	Bright	46.500	89	5Alp Cep	2.4510	8000.0	93	43546	No
69	GOM_NL__2PRFIN20100629_060510_000000512090_00406_43546_6937.N1	29-JUN-2010 06:05:10	Bright	50.500	74	11Bet Cas	2.2680	6600.0	101	43546	No
70	GOM_NL__2PRFIN20100629_060649_000000512090_00406_43546_6938.N1	29-JUN-2010 06:06:49	Bright	50.500	68	18Alp Cas	2.2250	4500.0	101	43546	No
71	GOM_NL__2PRFIN20100629_060934_000000512090_00406_43546_6939.N1	29-JUN-2010 06:09:34	Bright	50.500	160	23Gam Per	2.9300	4700.0	101	43546	No
72	GOM_NL__2PRFIN20100629_061258_000000472090_00406_43546_6940.N1	29-JUN-2010 06:12:58	Bright	47.000	73	57Gam1And	2.2600	13100.	94	43546	No
73	GOM_NL__2PRFIN20100629_061533_000000492090_00406_43546_6941.N1	29-JUN-2010 06:15:33	Tw_i_and_stray	49.000	173	4Bet Tri	3.0040	8900.0	98	43546	No
74	GOM_NL__2PRFIN20100629_061940_000000572090_00406_43546_6942.N1	29-JUN-2010 06:19:40	Dark	56.500	50	13Alp Ari	2.0070	4250.0	113	43546	No
75	GOM_NL__2PRFIN20100629_062436_000000472090_00406_43546_6943.N1	29-JUN-2010 06:24:36	Dark	47.000	94	92Alp Cet	2.5260	3100.0	94	43546	No
76	GOM_NL__2PRFIN20100629_064335_000000492090_00407_43547_6935.N1	29-JUN-2010 06:43:35	Dark	48.500	84	Alp Phe	2.3970	4500.0	97	43547	No
77	GOM_NL__2PRFIN20100629_065005_000000562090_00407_43547_6936.N1	29-JUN-2010 06:50:05	Straylight	55.500	63	Bet Gru	2.1500	2800.0	111	43547	No
78	GOM_NL__2PRFIN20100629_065204_000000502090_00407_43547_6937.N1	29-JUN-2010 06:52:04	Straylight	49.500	31	Alp Gru	1.7340	15200.	99	43547	No
79	GOM_NL__2PRFIN20100629_065438_000000422090_00407_43547_6938.N1	29-JUN-2010 06:54:38	Straylight	41.500	45	Alp Pav	1.9400	26000.	83	43547	No
80	GOM_NL__2PRFIN20100629_070333_000000472090_00407_43547_6939.N1	29-JUN-2010 07:03:33	Tw_i_and_stray	46.500	38	20Eps Sgr	1.8360	11000.	93	43547	No
81	GOM_NL__2PRFIN20100629_070455_000000522090_00407_43547_6940.N1	29-JUN-2010 07:04:55	Bright	51.500	116	19Del Sgr	2.7000	4100.0	103	43547	No
82	GOM_NL__2PRFIN20100629_070701_000000442090_00407_43547_6941.N1	29-JUN-2010 07:07:01	Bright	44.000	155	41Pi Sgr	2.9000	6600.0	88	43547	No
83	GOM_NL__2PRFIN20100629_071529_000000402090_00407_43547_6942.N1	29-JUN-2010 07:15:29	Bright	39.500	126	60Bet Oph	2.7700	4250.0	79	43547	No
84	GOM_NL__2PRFIN20100629_071750_000000402090_00407_43547_6943.N1	29-JUN-2010 07:17:50	Bright	39.500	59	55Alp Oph	2.0800	8900.0	79	43547	No
85	GOM_NL__2PRFIN20100629_072652_000000432090_00407_43547_6944.N1	29-JUN-2010 07:26:52	Bright	42.500	5	3Alp Lyr	0.033000	11000.	85	43547	No
86	GOM_NL__2PRFIN20100629_072920_000000392090_00407_43547_6945.N1	29-JUN-2010 07:29:20	Bright	39.000	130	23Bet Dra	2.7990	5800.0	78	43547	No
87	GOM_NL__2PRFIN20100629_073829_000000462090_00407_43547_6946.N1	29-JUN-2010 07:38:29	Bright	45.500	89	5Alp Cep	2.4510	8000.0	91	43547	No
88	GOM_NL__2PRFIN20100629_074545_000000502090_00407_43547_6947.N1	29-JUN-2010 07:45:45	Bright	50.000	74	11Bet Cas	2.2680	6600.0	100	43547	No
89	GOM_NL__2PRFIN20100629_074725_000000502090_00407_43547_6948.N1	29-JUN-2010 07:47:25	Bright	50.000	68	18Alp Cas	2.2250	4500.0	100	43547	No
90	GOM_NL__2PRFIN20100629_075010_000000552090_00407_43547_6949.N1	29-JUN-2010 07:50:10	Bright	55.000	160	23Gam Per	2.9300	4700.0	110	43547	No
91	GOM_NL__2PRFIN20100629_075334_000000522090_00407_43547_6950.N1	29-JUN-2010 07:53:34	Bright	52.000	73	57Gam1And	2.2600	13100.	104	43547	No
92	GOM_NL__2PRFIN20100629_075609_000000472090_00407_43547_6951.N1	29-JUN-2010 07:56:09	Tw_i_and_stray	47.000	173	4Bet Tri	3.0040	8900.0	94	43547	No
93	GOM_NL__2PRFIN20100629_080016_000000582090_00407_43547_6952.N1	29-JUN-2010 08:00:16	Dark	58.000	50	13Alp Ari	2.0070	4250.0	116	43547	No
94	GOM_NL__2PRFIN20100629_080512_000000462090_00407_43547_6953.N1	29-JUN-2010 08:05:12	Dark	46.000	94	92Alp Cet	2.5260	3100.0	92	43547	No
95	GOM_NL__2PRFIN20100629_082412_000000482090_00408_43548_6944.N1	29-JUN-2010 08:24:12	Dark	47.500	84	Alp Phe	2.3970	4500.0	95	43548	No
96	GOM_NL__2PRFIN20100629_083042_000000552090_00408_43548_6945.N1	29-JUN-2010 08:30:42	Straylight	54.500	63	Bet Gru	2.1500	2800.0	109	43548	No
97	GOM_NL__2PRFIN20100629_083240_000000482090_00408_43548_6946.N1	29-JUN-2010 08:32:40	Straylight	47.500	31	Alp Gru	1.7340	15200.	95	43548	No
98	GOM_NL__2PRFIN20100629_083514_000000422090_00408_43548_6947.N1	29-JUN-2010 08:35:14	Straylight	42.000	45	Alp Pav	1.9400	26000.	84	43548	No
99	GOM_NL__2PRFIN20100629_084408_000000452090_00408_43548_6948.N1	29-JUN-2010 08:44:08	Tw_i_and_stray	44.500	38	20Eps Sgr	1.8360	11000.	89	43548	No
100	GOM_NL__2PRFIN20100629_084531_000000472090_00408_43548_6949.N1	29-JUN-2010 08:45:31	Bright	47.000	116	19Del Sgr	2.7000	4100.0	94	43548	No
101	GOM_NL__2PRFIN20100629_084738_000000462090_00408_43548_6950.N1	29-JUN-2010 08:47:38	Bright	45.500	155	41Pi Sgr	2.9000	6600.0	91	43548	No

102	GOM_NL__2PRFIN20100629_085605_000000372090_00408_43548_6951.N1	29-JUN-2010 08:56:05	Bright	37.000	126	60Bet Oph	2.7700	4250.0	74	43548	No
103	GOM_NL__2PRFIN20100629_085825_000000392090_00408_43548_6952.N1	29-JUN-2010 08:58:25	Bright	38.500	59	55Alp Oph	2.0800	8900.0	77	43548	No
104	GOM_NL__2PRFIN20100629_090727_000000482090_00408_43548_6953.N1	29-JUN-2010 09:07:27	Bright	48.000	5	3Alp Lyr	0.033000	11000.	96	43548	No
105	GOM_NL__2PRFIN20100629_090955_000000402090_00408_43548_6954.N1	29-JUN-2010 09:09:55	Bright	39.500	130	23Bet Dra	2.7990	5800.0	79	43548	No
106	GOM_NL__2PRFIN20100629_091904_000000462090_00408_43548_6955.N1	29-JUN-2010 09:19:04	Bright	46.000	89	5Alp Cep	2.4510	8000.0	92	43548	No
107	GOM_NL__2PRFIN20100629_092620_000000512090_00408_43548_6956.N1	29-JUN-2010 09:26:20	Bright	50.500	74	11Bet Cas	2.2680	6600.0	101	43548	No
108	GOM_NL__2PRFIN20100629_092800_000000492090_00408_43548_6957.N1	29-JUN-2010 09:28:00	Bright	48.500	68	18Alp Cas	2.2250	4500.0	97	43548	No
109	GOM_NL__2PRFIN20100629_093045_000000362090_00408_43548_6958.N1	29-JUN-2010 09:30:45	Bright	35.500	160	23Gam Per	2.9300	4700.0	71	43548	No
110	GOM_NL__2PRFIN20100629_093410_000000492090_00408_43548_6959.N1	29-JUN-2010 09:34:10	Bright	48.500	73	57Gam1And	2.2600	13100.	97	43548	No
111	GOM_NL__2PRFIN20100629_093645_000000482090_00408_43548_6960.N1	29-JUN-2010 09:36:45	Tw_i_and_stray	48.000	173	4Bet Tri	3.0040	8900.0	96	43548	No
112	GOM_NL__2PRFIN20100629_094053_000000582090_00408_43548_6961.N1	29-JUN-2010 09:40:53	Dark	57.500	50	13Alp Ari	2.0070	4250.0	115	43548	No
113	GOM_NL__2PRFIN20100629_094548_000000472090_00408_43548_6962.N1	29-JUN-2010 09:45:48	Dark	46.500	94	92Alp Cet	2.5260	3100.0	93	43548	No
114	GOM_NL__2PRFIN20100629_100449_000000482090_00409_43549_6952.N1	29-JUN-2010 10:04:49	Dark	48.000	84	Alp Phe	2.3970	4500.0	96	43549	No
115	GOM_NL__2PRFIN20100629_101119_000000672090_00409_43549_6953.N1	29-JUN-2010 10:11:19	Straylight	67.000	63	Bet Gru	2.1500	2800.0	134	43549	No
116	GOM_NL__2PRFIN20100629_101317_000000522090_00409_43549_6954.N1	29-JUN-2010 10:13:17	Straylight	52.000	31	Alp Gru	1.7340	15200.	104	43549	No
117	GOM_NL__2PRFIN20100629_101551_000000442090_00409_43549_6955.N1	29-JUN-2010 10:15:51	Straylight	43.500	45	Alp Pav	1.9400	26000.	87	43549	No
118	GOM_NL__2PRFIN20100629_102445_000000462090_00409_43549_6956.N1	29-JUN-2010 10:24:45	Tw_i_and_stray	45.500	38	20Eps Sgr	1.8360	11000.	91	43549	No
119	GOM_NL__2PRFIN20100629_102607_000000542090_00409_43549_6957.N1	29-JUN-2010 10:26:07	Bright	54.000	116	19Del Sgr	2.7000	4100.0	108	43549	No
120	GOM_NL__2PRFIN20100629_102814_000000462090_00409_43549_6958.N1	29-JUN-2010 10:28:14	Bright	45.500	155	41Pi Sgr	2.9000	6600.0	91	43549	No
121	GOM_NL__2PRFIN20100629_103641_000000382090_00409_43549_6959.N1	29-JUN-2010 10:36:41	Bright	38.000	126	60Bet Oph	2.7700	4250.0	76	43549	No
122	GOM_NL__2PRFIN20100629_103901_000000372090_00409_43549_6960.N1	29-JUN-2010 10:39:01	Bright	37.000	59	55Alp Oph	2.0800	8900.0	74	43549	No
123	GOM_NL__2PRFIN20100629_104802_000000472090_00409_43549_6961.N1	29-JUN-2010 10:48:02	Bright	47.000	5	3Alp Lyr	0.033000	11000.	94	43549	No
124	GOM_NL__2PRFIN20100629_105031_000000392090_00409_43549_6962.N1	29-JUN-2010 10:50:31	Bright	39.000	130	23Bet Dra	2.7990	5800.0	78	43549	No
125	GOM_NL__2PRFIN20100629_105939_000000462090_00409_43549_6963.N1	29-JUN-2010 10:59:39	Bright	46.000	89	5Alp Cep	2.4510	8000.0	92	43549	No
126	GOM_NL__2PRFIN20100629_110656_000000492090_00409_43549_6964.N1	29-JUN-2010 11:06:56	Bright	48.500	74	11Bet Cas	2.2680	6600.0	97	43549	No
127	GOM_NL__2PRFIN20100629_110836_000000492090_00409_43549_6965.N1	29-JUN-2010 11:08:36	Bright	49.000	68	18Alp Cas	2.2250	4500.0	98	43549	No
128	GOM_NL__2PRFIN20100629_111121_000000362090_00409_43549_6966.N1	29-JUN-2010 11:11:21	Bright	35.500	160	23Gam Per	2.9300	4700.0	71	43549	No
129	GOM_NL__2PRFIN20100629_111446_000000502090_00409_43549_6967.N1	29-JUN-2010 11:14:46	Bright	49.500	73	57Gam1And	2.2600	13100.	99	43549	No
130	GOM_NL__2PRFIN20100629_111720_000000502090_00409_43549_6968.N1	29-JUN-2010 11:17:20	Tw_i_and_stray	50.000	173	4Bet Tri	3.0040	8900.0	100	43549	No
131	GOM_NL__2PRFIN20100629_112129_000000602090_00409_43549_6969.N1	29-JUN-2010 11:21:29	Dark	60.000	50	13Alp Ari	2.0070	4250.0	120	43549	No
132	GOM_NL__2PRFIN20100629_112624_000000492090_00409_43549_6970.N1	29-JUN-2010 11:26:24	Dark	48.500	94	92Alp Cet	2.5260	3100.0	97	43549	No
133	GOM_NL__2PRFIN20100629_114526_000000502090_00410_43550_6980.N1	29-JUN-2010 11:45:26	Dark	49.500	84	Alp Phe	2.3970	4500.0	99	43550	No
134	GOM_NL__2PRFIN20100629_115156_000000522090_00410_43550_6981.N1	29-JUN-2010 11:51:56	Straylight	52.000	63	Bet Gru	2.1500	2800.0	104	43550	No
135	GOM_NL__2PRFIN20100629_115354_000000512090_00410_43550_6982.N1	29-JUN-2010 11:53:54	Straylight	50.500	31	Alp Gru	1.7340	15200.	101	43550	No
136	GOM_NL__2PRFIN20100629_115627_000000432090_00410_43550_6983.N1	29-JUN-2010 11:56:27	Straylight	43.000	45	Alp Pav	1.9400	26000.	86	43550	No
137	GOM_NL__2PRFIN20100629_120521_000000432090_00410_43550_6984.N1	29-JUN-2010 12:05:21	Tw_i_and_stray	43.000	38	20Eps Sgr	1.8360	11000.	86	43550	No
138	GOM_NL__2PRFIN20100629_120643_000000552090_00410_43550_6985.N1	29-JUN-2010 12:06:43	Bright	54.500	116	19Del Sgr	2.7000	4100.0	109	43550	No
139	GOM_NL__2PRFIN20100629_120850_000000462090_00410_43550_6986.N1	29-JUN-2010 12:08:50	Bright	46.000	155	41Pi Sgr	2.9000	6600.0	92	43550	No
140	GOM_NL__2PRFIN20100629_121716_000000392090_00410_43550_6987.N1	29-JUN-2010 12:17:16	Bright	38.500	126	60Bet Oph	2.7700	4250.0	77	43550	No
141	GOM_NL__2PRFIN20100629_121937_000000372090_00410_43550_6988.N1	29-JUN-2010 12:19:37	Bright	36.500	59	55Alp Oph	2.0800	8900.0	73	43550	No
142	GOM_NL__2PRFIN20100629_122838_000000442090_00410_43550_6989.N1	29-JUN-2010 12:28:38	Bright	44.000	5	3Alp Lyr	0.033000	11000.	88	43550	No
143	GOM_NL__2PRFIN20100629_123107_000000392090_00410_43550_6990.N1	29-JUN-2010 12:31:07	Bright	39.000	130	23Bet Dra	2.7990	5800.0	78	43550	No
144	GOM_NL__2PRFIN20100629_124014_000000682090_00410_43550_6991.N1	29-JUN-2010 12:40:14	Bright	68.000	89	5Alp Cep	2.4510	8000.0	136	43550	No
145	GOM_NL__2PRFIN20100629_124732_000000492090_00410_43550_6992.N1	29-JUN-2010 12:47:32	Bright	48.500	74	11Bet Cas	2.2680	6600.0	97	43550	No
146	GOM_NL__2PRFIN20100629_124911_000000682090_00410_43550_6993.N1	29-JUN-2010 12:49:11	Bright	67.500	68	18Alp Cas	2.2250	4500.0	135	43550	No
147	GOM_NL__2PRFIN20100629_125157_000000522090_00410_43550_6994.N1	29-JUN-2010 12:51:57	Bright	51.500	160	23Gam Per	2.9300	4700.0	103	43550	No
148	GOM_NL__2PRFIN20100629_125522_000000492090_00410_43550_6995.N1	29-JUN-2010 12:55:22	Bright	48.500	73	57Gam1And	2.2600	13100.	97	43550	No
149	GOM_NL__2PRFIN20100629_125756_000000482090_00410_43550_6996.N1	29-JUN-2010 12:57:56	Tw_i_and_stray	47.500	173	4Bet Tri	3.0040	8900.0	95	43550	No
150	GOM_NL__2PRFIN20100629_130205_000000572090_00410_43550_6997.N1	29-JUN-2010 13:02:05	Dark	56.500	50	13Alp Ari	2.0070	4250.0	113	43550	No
151	GOM_NL__2PRFIN20100629_130701_000000462090_00410_43550_6998.N1	29-JUN-2010 13:07:01	Dark	45.500	94	92Alp Cet	2.5260	3100.0	91	43550	No
152	GOM_NL__2PRFIN20100629_132602_000000512090_00411_43551_6988.N1	29-JUN-2010 13:26:02	Dark	50.500	84	Alp Phe	2.3970	4500.0	101	43551	No
153	GOM_NL__2PRFIN20100629_133233_000000582090_00411_43551_6989.N1	29-JUN-2010 13:32:33	Straylight	57.500	63	Bet Gru	2.1500	2800.0	115	43551	No
154	GOM_NL__2PRFIN20100629_133431_000000502090_00411_43551_6990.N1	29-JUN-2010 13:34:31	Straylight	49.500	31	Alp Gru	1.7340	15200.	99	43551	No
155	GOM_NL__2PRFIN20100629_133703_000000422090_00411_43551_6991.N1	29-JUN-2010 13:37:03	Straylight	42.000	45	Alp Pav	1.9400	26000.	84	43551	No
156	GOM_NL__2PRFIN20100629_134557_000000442090_00411_43551_6992.N1	29-JUN-2010 13:45:57	Tw_i_and_stray	43.500	38	20Eps Sgr	1.8360	11000.	87	43551	No
157	GOM_NL__2PRFIN20100629_134720_000000492090_00411_43551_6993.N1	29-JUN-2010 13:47:20	Bright	49.000	116	19Del Sgr	2.7000	4100.0	98	43551	No
158	GOM_NL__2PRFIN20100629_134926_000000472090_00411_43551_6994.N1	29-JUN-2010 13:49:26	Bright	47.000	155	41Pi Sgr	2.9000	6600.0	94	43551	No
159	GOM_NL__2PRFIN20100629_135752_000000392090_00411_43551_6995.N1	29-JUN-2010 13:57:52	Bright	38.500	126	60Bet Oph	2.7700	4250.0	77	43551	No
160	GOM_NL__2PRFIN20100629_140013_000000382090_00411_43551_6996.N1	29-JUN-2010 14:00:13	Bright	37.500	59	55Alp Oph	2.0800	8900.0	75	43551	No



161	GOM_NL__2PRFIN20100629_140913_000000482090_00411_43551_6997.N1	29-JUN-2010 14:09:13	Bright	47.500	5	3Alp Lyr	0.033000	11000.	95	43551	No
162	GOM_NL__2PRFIN20100629_141142_000000392090_00411_43551_6998.N1	29-JUN-2010 14:11:42	Bright	39.000	130	23Bet Dra	2.7990	5800.0	78	43551	No
163	GOM_NL__2PRFIN20100629_142050_000000472090_00411_43551_6999.N1	29-JUN-2010 14:20:50	Bright	47.000	89	5Alp Cep	2.4510	8000.0	94	43551	No
164	GOM_NL__2PRFIN20100629_142807_000000692090_00411_43551_7000.N1	29-JUN-2010 14:28:07	Bright	69.000	74	11Bet Cas	2.2680	6600.0	138	43551	No
165	GOM_NL__2PRFIN20100629_142947_000000452090_00411_43551_7001.N1	29-JUN-2010 14:29:47	Bright	44.500	68	18Alp Cas	2.2250	4500.0	89	43551	No
166	GOM_NL__2PRFIN20100629_143233_000000552090_00411_43551_7002.N1	29-JUN-2010 14:32:33	Bright	55.000	160	23Gam Per	2.9300	4700.0	110	43551	No
167	GOM_NL__2PRFIN20100629_143558_000000542090_00411_43551_7003.N1	29-JUN-2010 14:35:58	Bright	53.500	73	57Gam1And	2.2600	13100.	107	43551	No
168	GOM_NL__2PRFIN20100629_143833_000000482090_00411_43551_7004.N1	29-JUN-2010 14:38:33	Tw_i_and_stray	47.500	173	4Bet Tri	3.0040	8900.0	95	43551	No
169	GOM_NL__2PRFIN20100629_144241_000000652090_00411_43551_7005.N1	29-JUN-2010 14:42:41	Dark	65.000	50	13Alp Ari	2.0070	4250.0	130	43551	No
170	GOM_NL__2PRFIN20100629_144738_000000502090_00411_43551_7006.N1	29-JUN-2010 14:47:38	Dark	50.000	94	92Alp Cet	2.5260	3100.0	100	43551	No
171	GOM_NL__2PRFIN20100629_150640_000000482090_00412_43552_6996.N1	29-JUN-2010 15:06:40	Dark	47.500	84	Alp Phe	2.3970	4500.0	95	43552	No
172	GOM_NL__2PRFIN20100629_151310_000000522090_00412_43552_6997.N1	29-JUN-2010 15:13:10	Straylight	52.000	63	Bet Gru	2.1500	2800.0	104	43552	No
173	GOM_NL__2PRFIN20100629_151508_000000532090_00412_43552_6998.N1	29-JUN-2010 15:15:08	Straylight	52.500	31	Alp Gru	1.7340	15200.	105	43552	No
174	GOM_NL__2PRFIN20100629_151740_000000442090_00412_43552_6999.N1	29-JUN-2010 15:17:40	Straylight	43.500	45	Alp Pav	1.9400	26000.	87	43552	No
175	GOM_NL__2PRFIN20100629_152633_000000462090_00412_43552_7000.N1	29-JUN-2010 15:26:33	Tw_i_and_stray	45.500	38	20Eps Sgr	1.8360	11000.	91	43552	No
176	GOM_NL__2PRFIN20100629_152756_000000522090_00412_43552_7001.N1	29-JUN-2010 15:27:56	Bright	51.500	116	19Del Sgr	2.7000	4100.0	103	43552	No
177	GOM_NL__2PRFIN20100629_153002_000000472090_00412_43552_7002.N1	29-JUN-2010 15:30:02	Bright	46.500	155	41Pi Sgr	2.9000	6600.0	93	43552	No
178	GOM_NL__2PRFIN20100629_153828_000000392090_00412_43552_7003.N1	29-JUN-2010 15:38:28	Bright	38.500	126	60Bet Oph	2.7700	4250.0	77	43552	No
179	GOM_NL__2PRFIN20100629_154048_000000402090_00412_43552_7004.N1	29-JUN-2010 15:40:48	Bright	40.000	59	55Alp Oph	2.0800	8900.0	80	43552	No
180	GOM_NL__2PRFIN20100629_154949_000000492090_00412_43552_7005.N1	29-JUN-2010 15:49:49	Bright	49.000	5	3Alp Lyr	0.033000	11000.	98	43552	No
181	GOM_NL__2PRFIN20100629_155218_000000362090_00412_43552_7006.N1	29-JUN-2010 15:52:18	Bright	35.500	130	23Bet Dra	2.7990	5800.0	71	43552	No
182	GOM_NL__2PRFIN20100629_160125_000000472090_00412_43552_7007.N1	29-JUN-2010 16:01:25	Bright	47.000	89	5Alp Cep	2.4510	8000.0	94	43552	No
183	GOM_NL__2PRFIN20100629_160842_000000502090_00412_43552_7008.N1	29-JUN-2010 16:08:42	Bright	50.000	74	11Bet Cas	2.2680	6600.0	100	43552	No
184	GOM_NL__2PRFIN20100629_161022_000000492090_00412_43552_7009.N1	29-JUN-2010 16:10:22	Bright	48.500	68	18Alp Cas	2.2250	4500.0	97	43552	No
185	GOM_NL__2PRFIN20100629_161309_000000552090_00412_43552_7010.N1	29-JUN-2010 16:13:09	Bright	55.000	160	23Gam Per	2.9300	4700.0	110	43552	No
186	GOM_NL__2PRFIN20100629_161634_000000512090_00412_43552_7011.N1	29-JUN-2010 16:16:34	Bright	50.500	73	57Gam1And	2.2600	13100.	101	43552	No
187	GOM_NL__2PRFIN20100629_161909_000000482090_00412_43552_7012.N1	29-JUN-2010 16:19:09	Tw_i_and_stray	48.000	173	4Bet Tri	3.0040	8900.0	96	43552	No
188	GOM_NL__2PRFIN20100629_162318_000000582090_00412_43552_7013.N1	29-JUN-2010 16:23:18	Dark	57.500	50	13Alp Ari	2.0070	4250.0	115	43552	No
189	GOM_NL__2PRFIN20100629_162814_000000522090_00412_43552_7014.N1	29-JUN-2010 16:28:14	Dark	51.500	94	92Alp Cet	2.5260	3100.0	103	43552	No
190	GOM_NL__2PRFIN20100629_164717_000000482090_00413_43553_7004.N1	29-JUN-2010 16:47:17	Dark	47.500	84	Alp Phe	2.3970	4500.0	95	43553	No
191	GOM_NL__2PRFIN20100629_165347_000000512090_00413_43553_7005.N1	29-JUN-2010 16:53:47	Straylight	51.000	63	Bet Gru	2.1500	2800.0	102	43553	No
192	GOM_NL__2PRFIN20100629_165545_000000502090_00413_43553_7006.N1	29-JUN-2010 16:55:45	Straylight	50.000	31	Alp Gru	1.7340	15200.	100	43553	No
193	GOM_NL__2PRFIN20100629_165816_000000412090_00413_43553_7007.N1	29-JUN-2010 16:58:16	Straylight	41.000	45	Alp Pav	1.9400	26000.	82	43553	No
194	GOM_NL__2PRFIN20100629_170710_000000452090_00413_43553_7008.N1	29-JUN-2010 17:07:10	Tw_i_and_stray	44.500	38	20Eps Sgr	1.8360	11000.	89	43553	No
195	GOM_NL__2PRFIN20100629_170832_000000482090_00413_43553_7009.N1	29-JUN-2010 17:08:32	Bright	48.000	116	19Del Sgr	2.7000	4100.0	96	43553	No
196	GOM_NL__2PRFIN20100629_171038_000000462090_00413_43553_7010.N1	29-JUN-2010 17:10:38	Bright	46.000	155	41Pi Sgr	2.9000	6600.0	92	43553	No
197	GOM_NL__2PRFIN20100629_171904_000000382090_00413_43553_7011.N1	29-JUN-2010 17:19:04	Bright	37.500	126	60Bet Oph	2.7700	4250.0	75	43553	No
198	GOM_NL__2PRFIN20100629_172125_000000402090_00413_43553_7012.N1	29-JUN-2010 17:21:25	Bright	40.000	59	55Alp Oph	2.0800	8900.0	80	43553	No
199	GOM_NL__2PRFIN20100629_173024_000000502090_00413_43553_7013.N1	29-JUN-2010 17:30:24	Bright	49.500	5	3Alp Lyr	0.033000	11000.	99	43553	No
200	GOM_NL__2PRFIN20100629_173254_000000392090_00413_43553_7014.N1	29-JUN-2010 17:32:54	Bright	38.500	130	23Bet Dra	2.7990	5800.0	77	43553	No
201	GOM_NL__2PRFIN20100629_174200_000000472090_00413_43553_7015.N1	29-JUN-2010 17:42:00	Bright	47.000	89	5Alp Cep	2.4510	8000.0	94	43553	No
202	GOM_NL__2PRFIN20100629_174918_000000482090_00413_43553_7016.N1	29-JUN-2010 17:49:18	Bright	48.000	74	11Bet Cas	2.2680	6600.0	96	43553	No
203	GOM_NL__2PRFIN20100629_175058_000000512090_00413_43553_7017.N1	29-JUN-2010 17:50:58	Bright	51.000	68	18Alp Cas	2.2250	4500.0	102	43553	No
204	GOM_NL__2PRFIN20100629_175345_000000412090_00413_43553_7018.N1	29-JUN-2010 17:53:45	Bright	41.000	160	23Gam Per	2.9300	4700.0	82	43553	No
205	GOM_NL__2PRFIN20100629_175710_000000512090_00413_43553_7019.N1	29-JUN-2010 17:57:10	Bright	51.000	73	57Gam1And	2.2600	13100.	102	43553	No
206	GOM_NL__2PRFIN20100629_175945_000000502090_00413_43553_7020.N1	29-JUN-2010 17:59:45	Tw_i_and_stray	49.500	173	4Bet Tri	3.0040	8900.0	99	43553	No
207	GOM_NL__2PRFIN20100629_180354_000000602090_00413_43553_7021.N1	29-JUN-2010 18:03:54	Dark	59.500	50	13Alp Ari	2.0070	4250.0	119	43553	No
208	GOM_NL__2PRFIN20100629_180850_000000492090_00413_43553_7022.N1	29-JUN-2010 18:08:50	Dark	48.500	94	92Alp Cet	2.5260	3100.0	97	43553	No
209	GOM_NL__2PRFIN20100629_182754_000000492090_00414_43554_7012.N1	29-JUN-2010 18:27:54	Dark	49.000	84	Alp Phe	2.3970	4500.0	98	43554	No
210	GOM_NL__2PRFIN20100629_183424_000000622090_00414_43554_7013.N1	29-JUN-2010 18:34:24	Straylight	62.000	63	Bet Gru	2.1500	2800.0	124	43554	No
211	GOM_NL__2PRFIN20100629_183621_000000572090_00414_43554_7014.N1	29-JUN-2010 18:36:21	Straylight	57.000	31	Alp Gru	1.7340	15200.	114	43554	No
212	GOM_NL__2PRFIN20100629_183853_000000422090_00414_43554_7015.N1	29-JUN-2010 18:38:53	Straylight	42.000	45	Alp Pav	1.9400	26000.	84	43554	No
213	GOM_NL__2PRFIN20100629_184746_000000452090_00414_43554_7016.N1	29-JUN-2010 18:47:46	Tw_i_and_stray	44.500	38	20Eps Sgr	1.8360	11000.	89	43554	No
214	GOM_NL__2PRFIN20100629_184908_000000482090_00414_43554_7017.N1	29-JUN-2010 18:49:08	Bright	47.500	116	19Del Sgr	2.7000	4100.0	95	43554	No
215	GOM_NL__2PRFIN20100629_185114_000000462090_00414_43554_7018.N1	29-JUN-2010 18:51:14	Bright	46.000	155	41Pi Sgr	2.9000	6600.0	92	43554	No
216	GOM_NL__2PRFIN20100629_185940_000000372090_00414_43554_7019.N1	29-JUN-2010 18:59:40	Bright	37.000	126	60Bet Oph	2.7700	4250.0	74	43554	No
217	GOM_NL__2PRFIN20100629_190200_000000392090_00414_43554_7020.N1	29-JUN-2010 19:02:00	Bright	39.000	59	55Alp Oph	2.0800	8900.0	78	43554	No
218	GOM_NL__2PRFIN20100629_191100_000000472090_00414_43554_7021.N1	29-JUN-2010 19:11:00	Bright	47.000	5	3Alp Lyr	0.033000	11000.	94	43554	No
219	GOM_NL__2PRFIN20100629_191330_000000402090_00414_43554_7022.N1	29-JUN-2010 19:13:30	Bright	39.500	130	23Bet Dra	2.7990	5800.0	79	43554	No

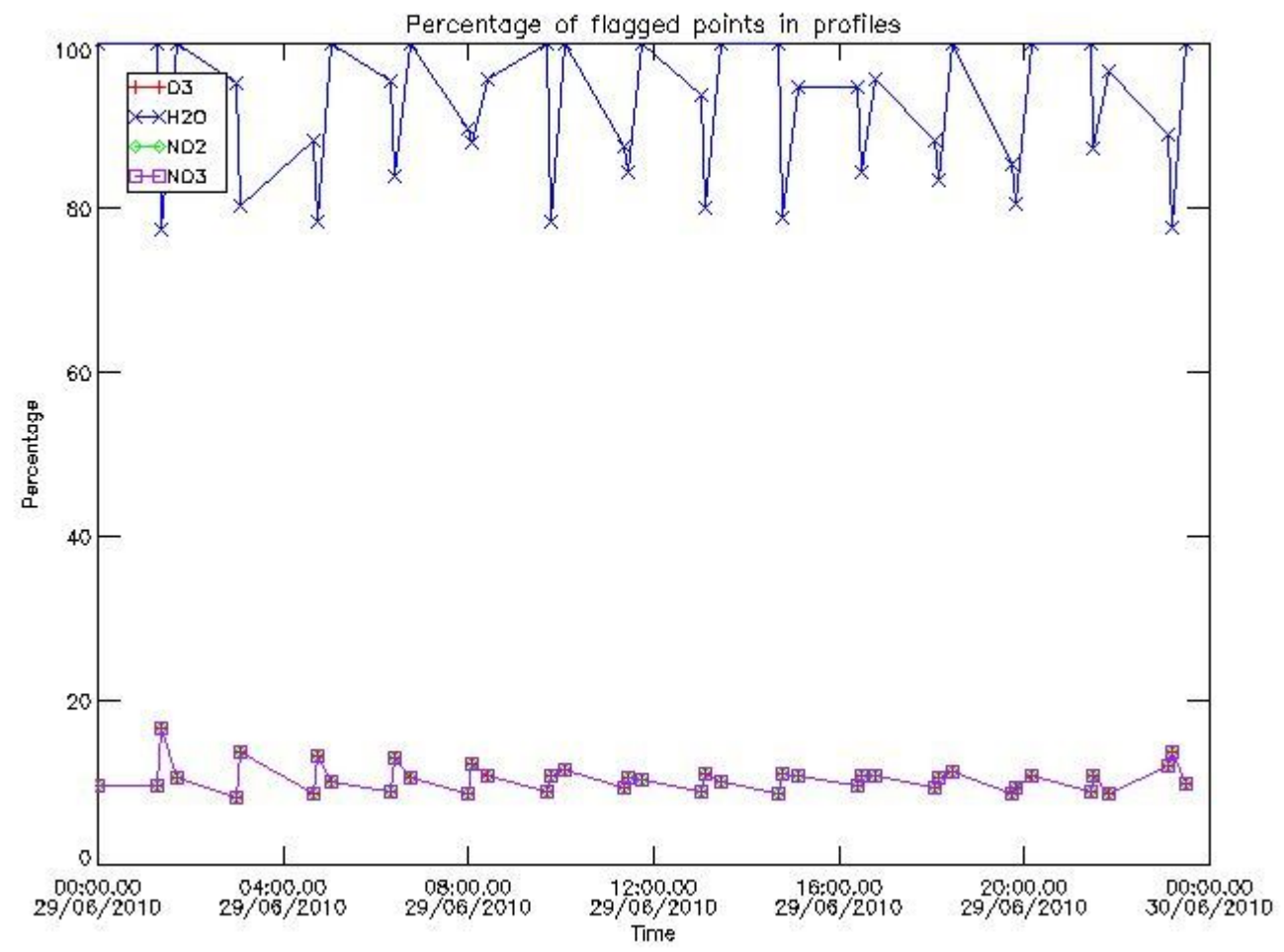
220	GOM_NL__2PRFIN20100629_192235_000000492090_00414_43554_7023.N1	29-JUN-2010 19:22:35	Bright	48.500	89	5Alp Cep	2.4510	8000.0	97	43554	No
221	GOM_NL__2PRFIN20100629_192953_000000632090_00414_43554_7024.N1	29-JUN-2010 19:29:53	Bright	62.500	74	11Bet Cas	2.2680	6600.0	125	43554	No
222	GOM_NL__2PRFIN20100629_193133_000000492090_00414_43554_7025.N1	29-JUN-2010 19:31:33	Bright	48.500	68	18Alp Cas	2.2250	4500.0	97	43554	No
223	GOM_NL__2PRFIN20100629_193421_000000552090_00414_43554_7026.N1	29-JUN-2010 19:34:21	Bright	55.000	160	23Gam Per	2.9300	4700.0	110	43554	No
224	GOM_NL__2PRFIN20100629_193746_000000522090_00414_43554_7027.N1	29-JUN-2010 19:37:46	Bright	52.000	73	57Gam1And	2.2600	13100.	104	43554	No
225	GOM_NL__2PRFIN20100629_194021_000000492090_00414_43554_7028.N1	29-JUN-2010 19:40:21	Tw_i_and_stray	49.000	173	4Bet Tri	3.0040	8900.0	98	43554	No
226	GOM_NL__2PRFIN20100629_194431_000000592090_00414_43554_7029.N1	29-JUN-2010 19:44:31	Dark	58.500	50	13Alp Ari	2.0070	4250.0	117	43554	No
227	GOM_NL__2PRFIN20100629_194926_000000542090_00414_43554_7030.N1	29-JUN-2010 19:49:26	Dark	54.000	94	92Alp Cet	2.5260	3100.0	108	43554	No
228	GOM_NL__2PRFIN20100629_200831_000000482090_00415_43555_7020.N1	29-JUN-2010 20:08:31	Dark	47.500	84	Alp Phe	2.3970	4500.0	95	43555	No
229	GOM_NL__2PRFIN20100629_201501_000000562090_00415_43555_7021.N1	29-JUN-2010 20:15:01	Straylight	56.000	63	Bet Gru	2.1500	2800.0	112	43555	No
230	GOM_NL__2PRFIN20100629_201658_000000542090_00415_43555_7022.N1	29-JUN-2010 20:16:58	Straylight	53.500	31	Alp Gru	1.7340	15200.	107	43555	No
231	GOM_NL__2PRFIN20100629_201929_000000432090_00415_43555_7023.N1	29-JUN-2010 20:19:29	Straylight	43.000	45	Alp Pav	1.9400	26000.	86	43555	No
232	GOM_NL__2PRFIN20100629_202822_000000432090_00415_43555_7024.N1	29-JUN-2010 20:28:22	Tw_i_and_stray	42.500	38	20Eps Sgr	1.8360	11000.	85	43555	No
233	GOM_NL__2PRFIN20100629_202944_000000522090_00415_43555_7025.N1	29-JUN-2010 20:29:44	Bright	51.500	116	19Del Sgr	2.7000	4100.0	103	43555	No
234	GOM_NL__2PRFIN20100629_203150_000000472090_00415_43555_7026.N1	29-JUN-2010 20:31:50	Bright	47.000	155	41Pi Sgr	2.9000	6600.0	94	43555	No
235	GOM_NL__2PRFIN20100629_204016_000000372090_00415_43555_7027.N1	29-JUN-2010 20:40:16	Bright	37.000	126	60Bet Oph	2.7700	4250.0	74	43555	No
236	GOM_NL__2PRFIN20100629_204236_000000382090_00415_43555_7028.N1	29-JUN-2010 20:42:36	Bright	37.500	59	55Alp Oph	2.0800	8900.0	75	43555	No
237	GOM_NL__2PRFIN20100629_205135_000000422090_00415_43555_7029.N1	29-JUN-2010 20:51:35	Bright	42.000	5	3Alp Lyr	0.033000	11000.	84	43555	No
238	GOM_NL__2PRFIN20100629_205406_000000402090_00415_43555_7030.N1	29-JUN-2010 20:54:06	Bright	40.000	130	23Bet Dra	2.7990	5800.0	80	43555	No
239	GOM_NL__2PRFIN20100629_210311_000000482090_00415_43555_7031.N1	29-JUN-2010 21:03:11	Bright	48.000	89	5Alp Cep	2.4510	8000.0	96	43555	No
240	GOM_NL__2PRFIN20100629_211029_000000492090_00415_43555_7032.N1	29-JUN-2010 21:10:29	Bright	48.500	74	11Bet Cas	2.2680	6600.0	97	43555	No
241	GOM_NL__2PRFIN20100629_211209_000000692090_00415_43555_7033.N1	29-JUN-2010 21:12:09	Bright	69.000	68	18Alp Cas	2.2250	4500.0	138	43555	No
242	GOM_NL__2PRFIN20100629_211457_000000552090_00415_43555_7034.N1	29-JUN-2010 21:14:57	Bright	55.000	160	23Gam Per	2.9300	4700.0	110	43555	No
243	GOM_NL__2PRFIN20100629_211821_000000632090_00415_43555_7035.N1	29-JUN-2010 21:18:21	Bright	63.000	73	57Gam1And	2.2600	13100.	126	43555	No
244	GOM_NL__2PRFIN20100629_212057_000000472090_00415_43555_7036.N1	29-JUN-2010 21:20:57	Tw_i_and_stray	47.000	173	4Bet Tri	3.0040	8900.0	94	43555	No
245	GOM_NL__2PRFIN20100629_212507_000000572090_00415_43555_7037.N1	29-JUN-2010 21:25:07	Dark	57.000	50	13Alp Ari	2.0070	4250.0	114	43555	No
246	GOM_NL__2PRFIN20100629_213003_000000472090_00415_43555_7038.N1	29-JUN-2010 21:30:03	Dark	47.000	94	92Alp Cet	2.5260	3100.0	94	43555	No
247	GOM_NL__2PRFIN20100629_214908_000000592090_00416_43556_7028.N1	29-JUN-2010 21:49:08	Dark	58.500	84	Alp Phe	2.3970	4500.0	117	43556	No
248	GOM_NL__2PRFIN20100629_215538_000000532090_00416_43556_7029.N1	29-JUN-2010 21:55:38	Straylight	52.500	63	Bet Gru	2.1500	2800.0	105	43556	No
249	GOM_NL__2PRFIN20100629_215735_000000492090_00416_43556_7030.N1	29-JUN-2010 21:57:35	Straylight	49.000	31	Alp Gru	1.7340	15200.	98	43556	No
250	GOM_NL__2PRFIN20100629_220005_000000392090_00416_43556_7031.N1	29-JUN-2010 22:00:05	Straylight	39.000	45	Alp Pav	1.9400	26000.	78	43556	No
251	GOM_NL__2PRFIN20100629_220858_000000432090_00416_43556_7032.N1	29-JUN-2010 22:08:58	Tw_i_and_stray	42.500	38	20Eps Sgr	1.8360	11000.	85	43556	No
252	GOM_NL__2PRFIN20100629_221020_000000552090_00416_43556_7033.N1	29-JUN-2010 22:10:20	Bright	55.000	116	19Del Sgr	2.7000	4100.0	110	43556	No
253	GOM_NL__2PRFIN20100629_221226_000000462090_00416_43556_7034.N1	29-JUN-2010 22:12:26	Bright	46.000	155	41Pi Sgr	2.9000	6600.0	92	43556	No
254	GOM_NL__2PRFIN20100629_222052_000000372090_00416_43556_7035.N1	29-JUN-2010 22:20:52	Bright	37.000	126	60Bet Oph	2.7700	4250.0	74	43556	No
255	GOM_NL__2PRFIN20100629_222312_000000392090_00416_43556_7036.N1	29-JUN-2010 22:23:12	Bright	38.500	59	55Alp Oph	2.0800	8900.0	77	43556	No
256	GOM_NL__2PRFIN20100629_223211_000000412090_00416_43556_7037.N1	29-JUN-2010 22:32:11	Bright	41.000	5	3Alp Lyr	0.033000	11000.	82	43556	No
257	GOM_NL__2PRFIN20100629_223441_000000402090_00416_43556_7038.N1	29-JUN-2010 22:34:41	Bright	40.000	130	23Bet Dra	2.7990	5800.0	80	43556	No
258	GOM_NL__2PRFIN20100629_224346_000000472090_00416_43556_7039.N1	29-JUN-2010 22:43:46	Bright	47.000	89	5Alp Cep	2.4510	8000.0	94	43556	No
259	GOM_NL__2PRFIN20100629_225104_000000492090_00416_43556_7040.N1	29-JUN-2010 22:51:04	Bright	48.500	74	11Bet Cas	2.2680	6600.0	97	43556	No
260	GOM_NL__2PRFIN20100629_225244_000000492090_00416_43556_7041.N1	29-JUN-2010 22:52:44	Bright	49.000	68	18Alp Cas	2.2250	4500.0	98	43556	No
261	GOM_NL__2PRFIN20100629_225533_000000552090_00416_43556_7042.N1	29-JUN-2010 22:55:33	Bright	55.000	160	23Gam Per	2.9300	4700.0	110	43556	No
262	GOM_NL__2PRFIN20100629_225857_000000492090_00416_43556_7043.N1	29-JUN-2010 22:58:57	Bright	48.500	73	57Gam1And	2.2600	13100.	97	43556	No
263	GOM_NL__2PRFIN20100629_230133_000000512090_00416_43556_7044.N1	29-JUN-2010 23:01:33	Tw_i_and_stray	50.500	173	4Bet Tri	3.0040	8900.0	101	43556	No
264	GOM_NL__2PRFIN20100629_230543_000000602090_00416_43556_7045.N1	29-JUN-2010 23:05:43	Dark	59.500	50	13Alp Ari	2.0070	4250.0	119	43556	No
265	GOM_NL__2PRFIN20100629_231039_000000402090_00416_43556_7046.N1	29-JUN-2010 23:10:39	Dark	40.000	94	92Alp Cet	2.5260	3100.0	80	43556	No
266	GOM_NL__2PRFIN20100629_232944_000000562090_00417_43557_7036.N1	29-JUN-2010 23:29:44	Dark	56.000	84	Alp Phe	2.3970	4500.0	112	43557	No
267	GOM_NL__2PRFIN20100629_233615_000000522090_00417_43557_7037.N1	29-JUN-2010 23:36:15	Straylight	51.500	63	Bet Gru	2.1500	2800.0	103	43557	No
268	GOM_NL__2PRFIN20100629_233812_000000492090_00417_43557_7038.N1	29-JUN-2010 23:38:12	Straylight	48.500	31	Alp Gru	1.7340	15200.	97	43557	No
269	GOM_NL__2PRFIN20100629_234042_000000412090_00417_43557_7039.N1	29-JUN-2010 23:40:42	Straylight	41.000	45	Alp Pav	1.9400	26000.	82	43557	No
270	GOM_NL__2PRFIN20100629_234934_000000442090_00417_43557_7040.N1	29-JUN-2010 23:49:34	Tw_i_and_stray	44.000	38	20Eps Sgr	1.8360	11000.	88	43557	No
271	GOM_NL__2PRFIN20100629_235057_000000522090_00417_43557_7041.N1	29-JUN-2010 23:50:57	Bright	51.500	116	19Del Sgr	2.7000	4100.0	103	43557	No
272	GOM_NL__2PRFIN20100629_235302_000000482090_00417_43557_7042.N1	29-JUN-2010 23:53:02	Bright	47.500	155	41Pi Sgr	2.9000	6600.0	95	43557	No

### 3. Quality information per product

In this section it is plotted some information contained in the Quality Summary data set of the level 2 products. Only products in dark limb conditions and without errors (error flag in

the MPH set to "0") are used.

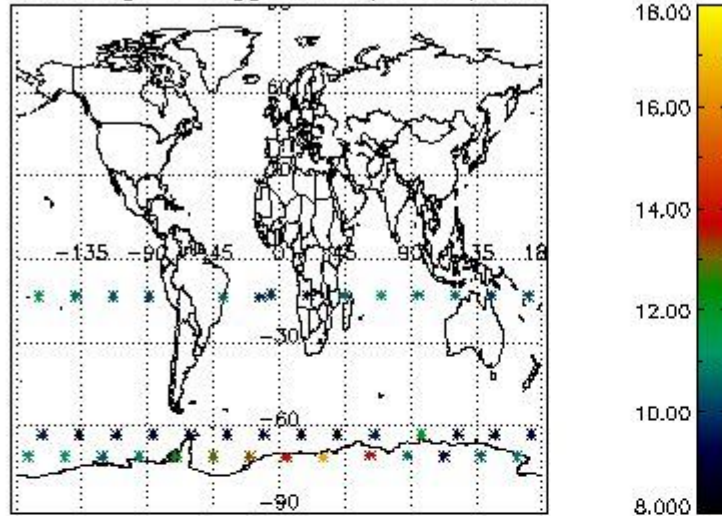
### 3.1 Plot quality information per product (time dependant)



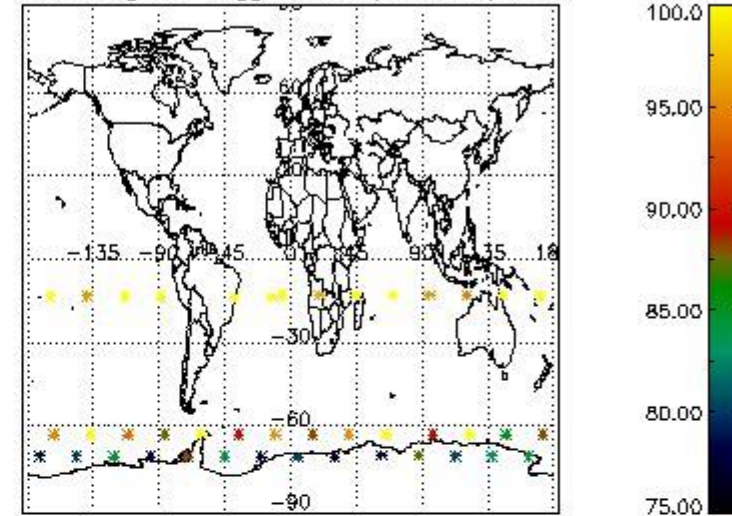
### 3.2 Plot quality information per product (world map)



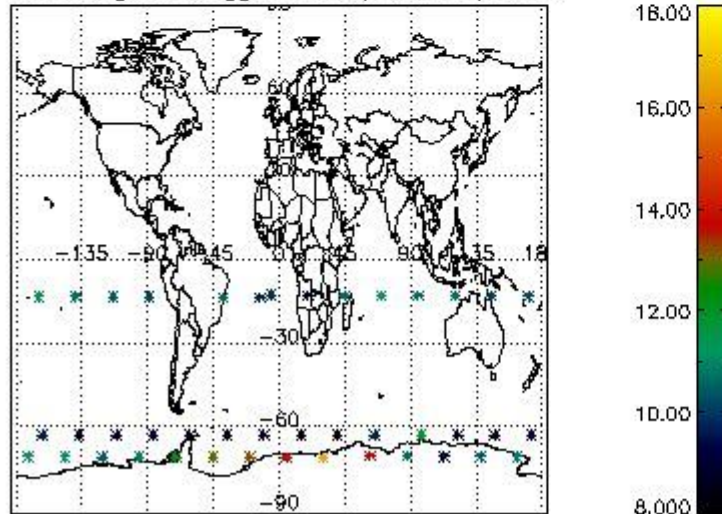
Percentage of flagged data per O3 profile



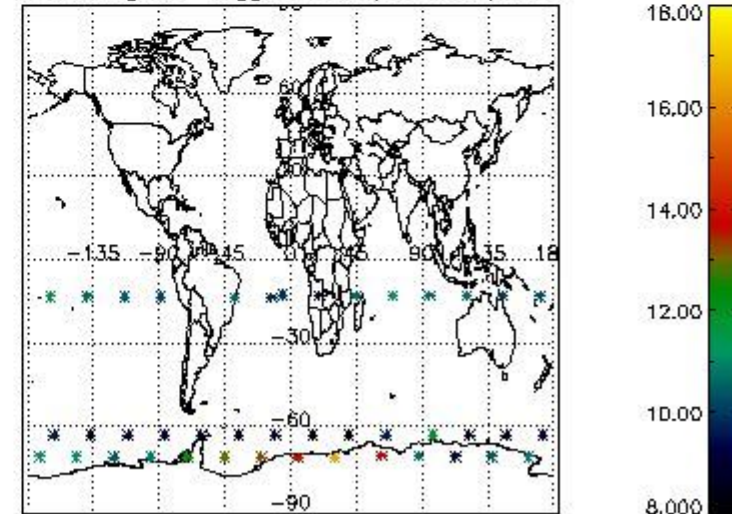
Percentage of flagged data per H2O profile



Percentage of flagged data per NO2 profile



Percentage of flagged data per NO3 profile



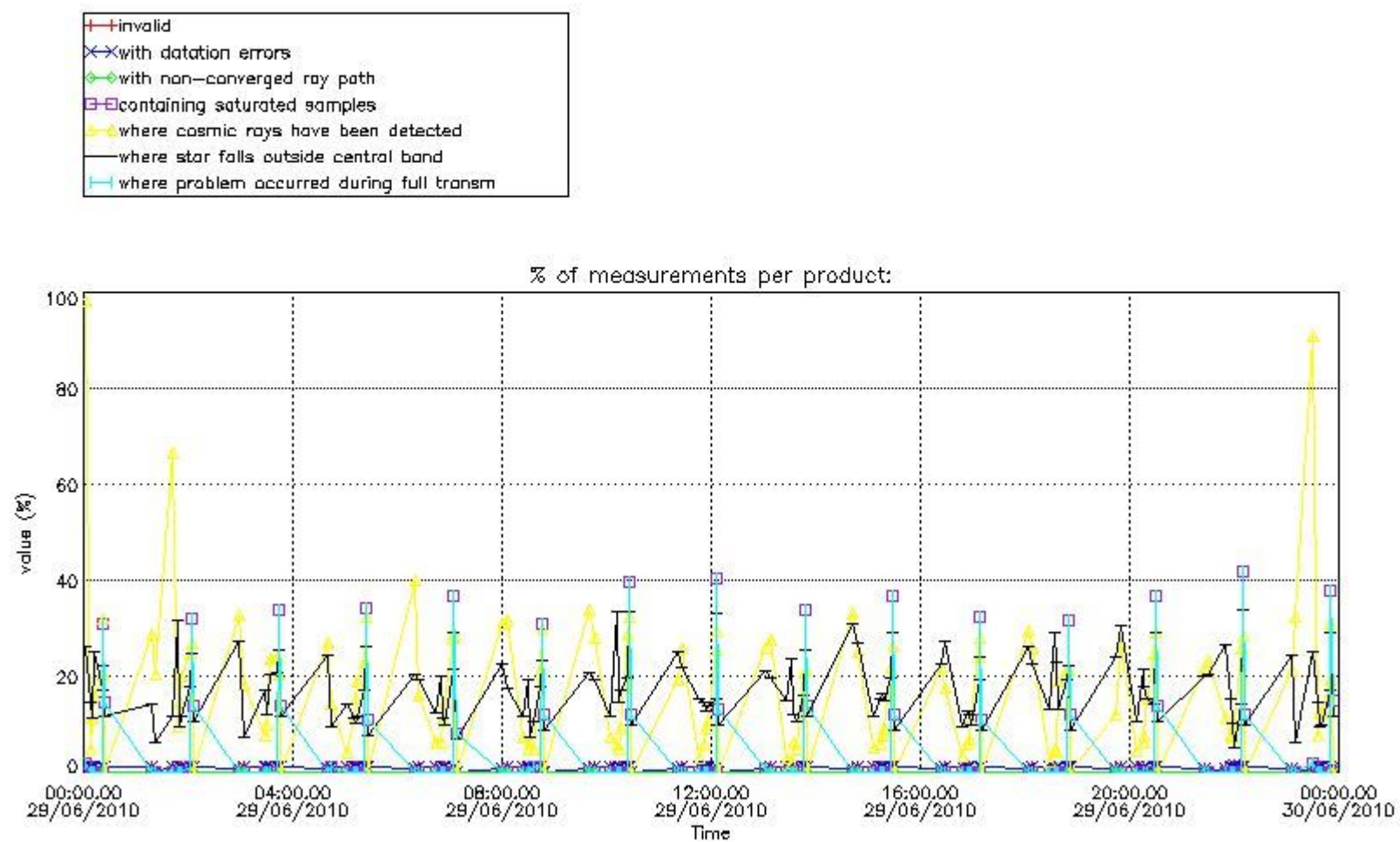
#### 4. Level 1 quality information per product

In this section it is plotted some information contained in the Quality Summary data set of the level 2 products that comes from the level 1b processing. Products without errors (error flag in the MPH set to "0") are used.

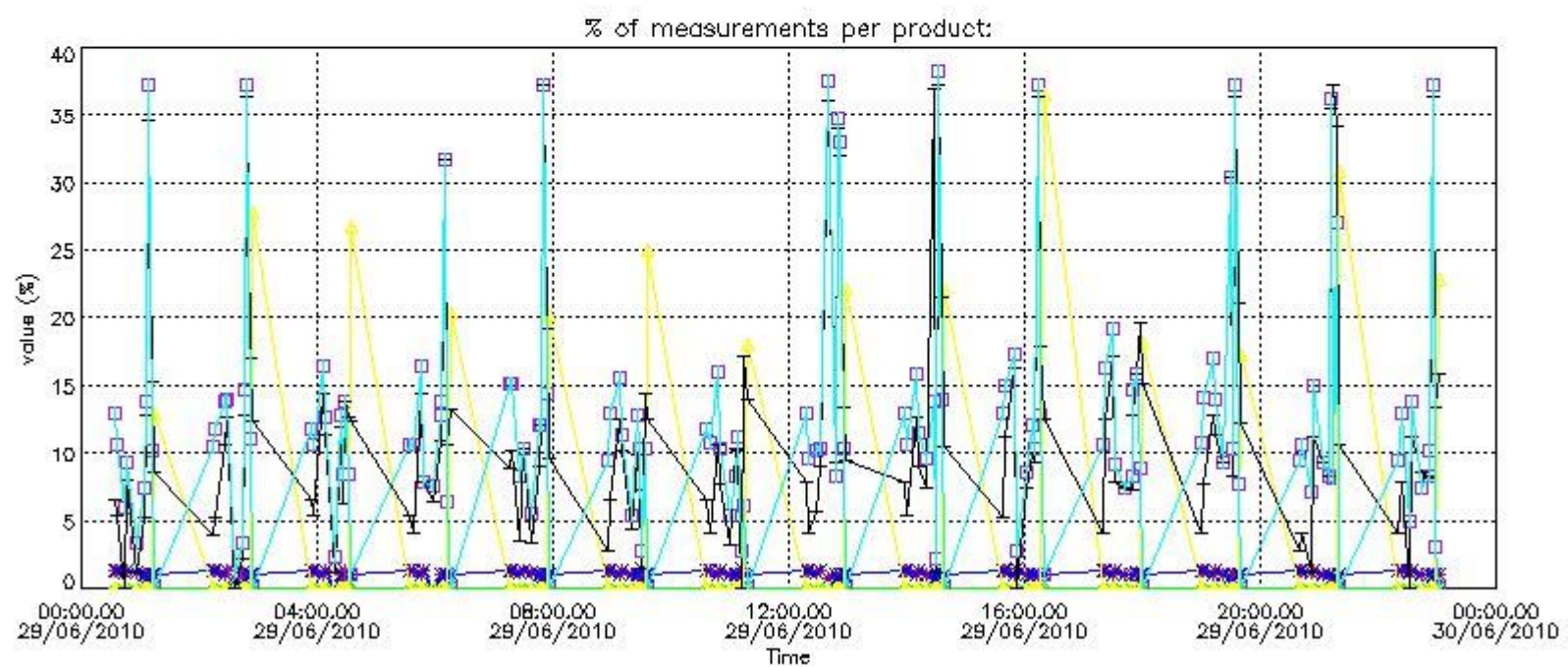
##### 4.1 Plot quality information per product (time dependant) coming from level 1b processing

###### 4.1.1 Plot level 1 quality information per product (time dependant): ENVISAT ASCENDING passes





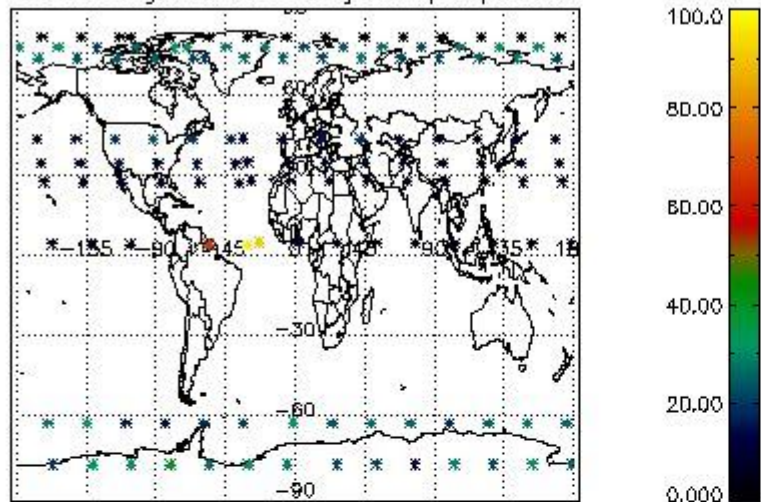
4.1.2 Plot level 1 quality information per product (time dependant): ENVI SAT DESCENDING passes



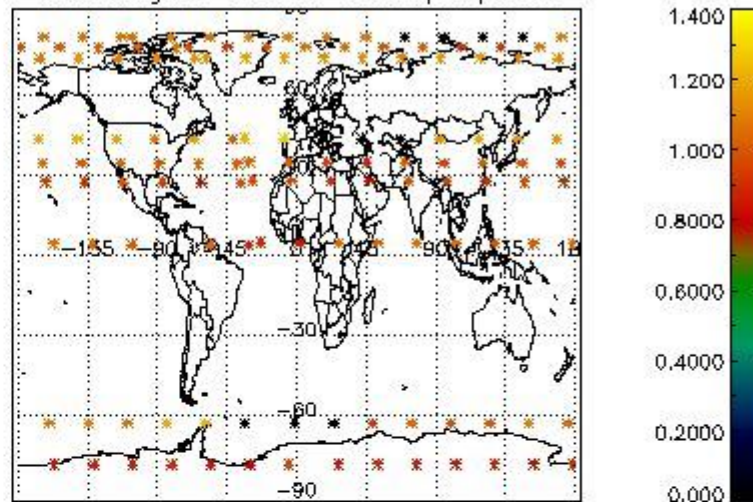
#### 4.2 Plot quality information per product coming from level 1b processing (world map)

##### 4.2.1 Plot level 1 quality information per product (world map): ENVISAT ASCENDING passes

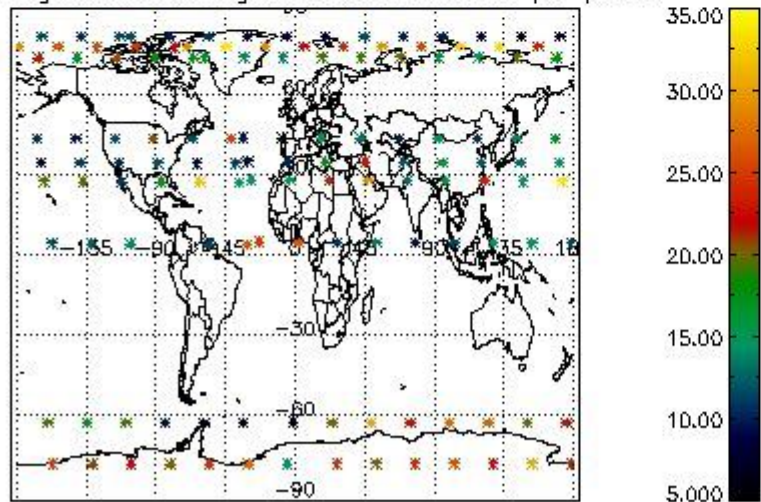
Percentage of cosmic ray hits per profile



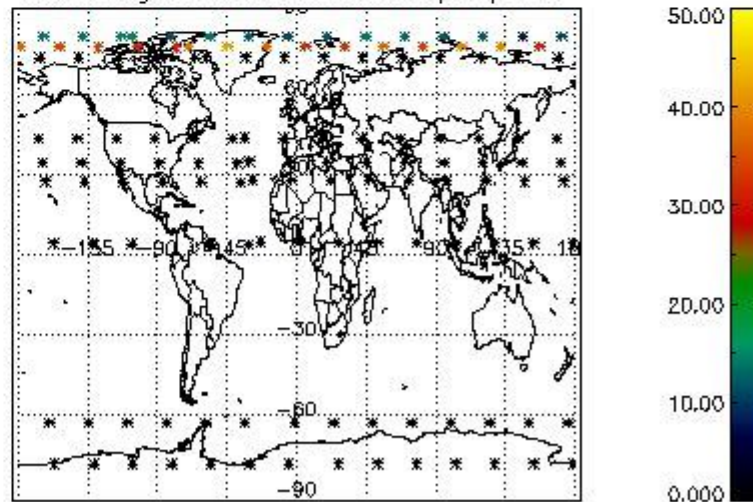
Percentage of datation errors per profile



Percentage of star falling outside central band per profile

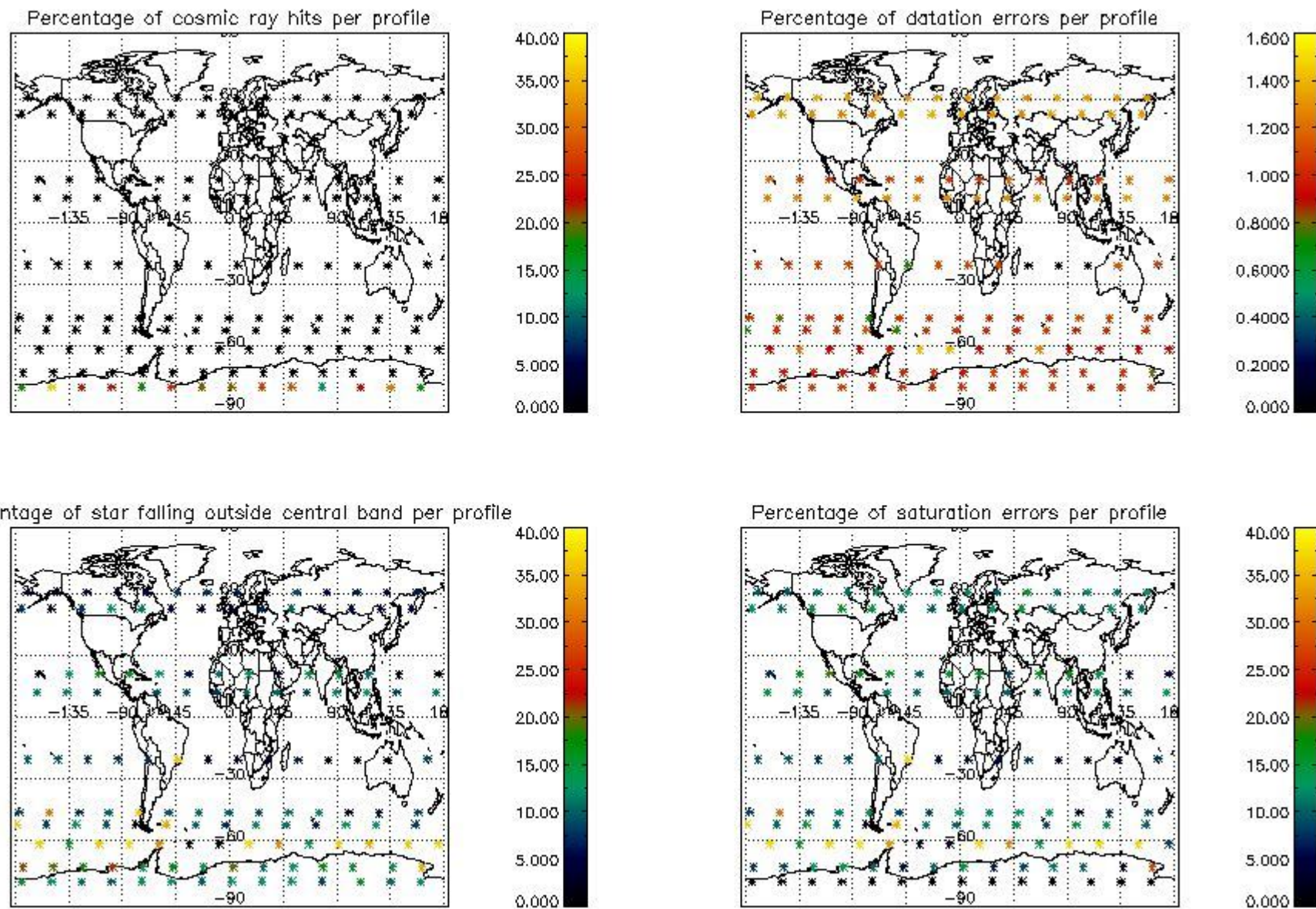


Percentage of saturation errors per profile



4.2.2 Plot level 1 quality information per product (world map): ENVISAT DESCENDING passes





## 5. Trace gas profiles

### 5.1 Ozone statistics based on quality of products

The final quality of the products can be "measured" using the STD (Standard Deviation) attached to every point profile. This information is written to the parameter GOM\_NL\_\_2P/NL\_LOCAL\_SPECIES\_DENSITY/o3\_std of the level 2 products. The table below shows the statistics for given STD ranges.

The statistics are given with respect to the overall valid production:

- Products without fatal errors: GOM\_NL\_\_2P/MPH/PRODUCT\_ERR=0
- Valid point profile: GOM\_NL\_\_2P/NL\_LOCAL\_SPECIES\_DENSITY/pcd(0)=0

The 'Criteria' is applied to valid points of dark limb products:

- Products in dark limb illumination condition: GOM\_NL\_\_2P/NL\_SUMMARY\_QUALITY/obs\_ill\_cond=0
- Products without fatal errors: GOM\_NL\_\_2P/MPH/PRODUCT\_ERR=0
- Valid point profile: GOM\_NL\_\_2P/NL\_LOCAL\_SPECIES\_DENSITY/pcd(0)=0

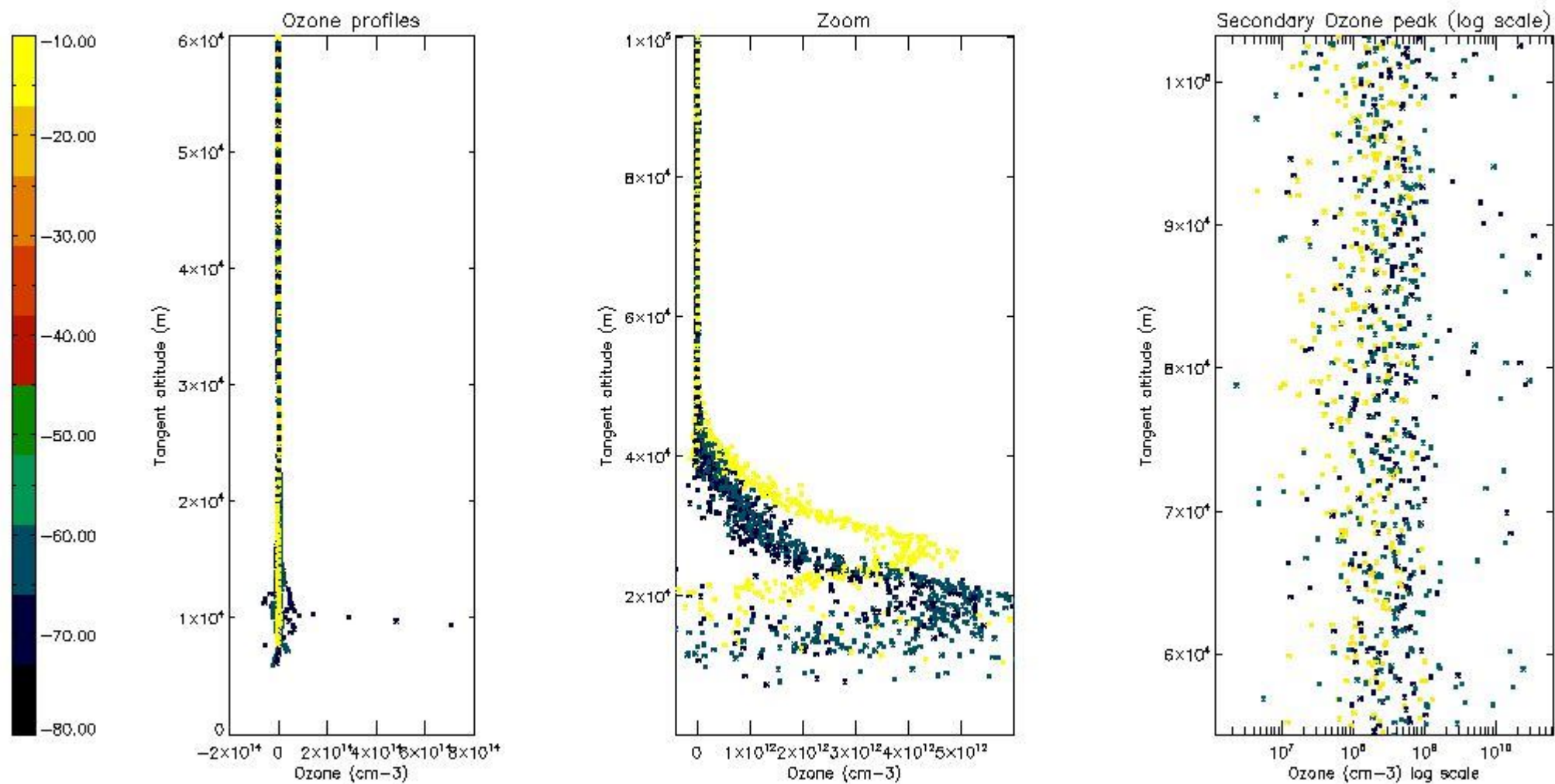
So, the table below shows the percentage of dark limb and valid observations for each criteria with respect to the overall valid daily observations.

Criteria	% of total production
All STD	17
STD < 20	4

STD < 10	2
STD < 5	0

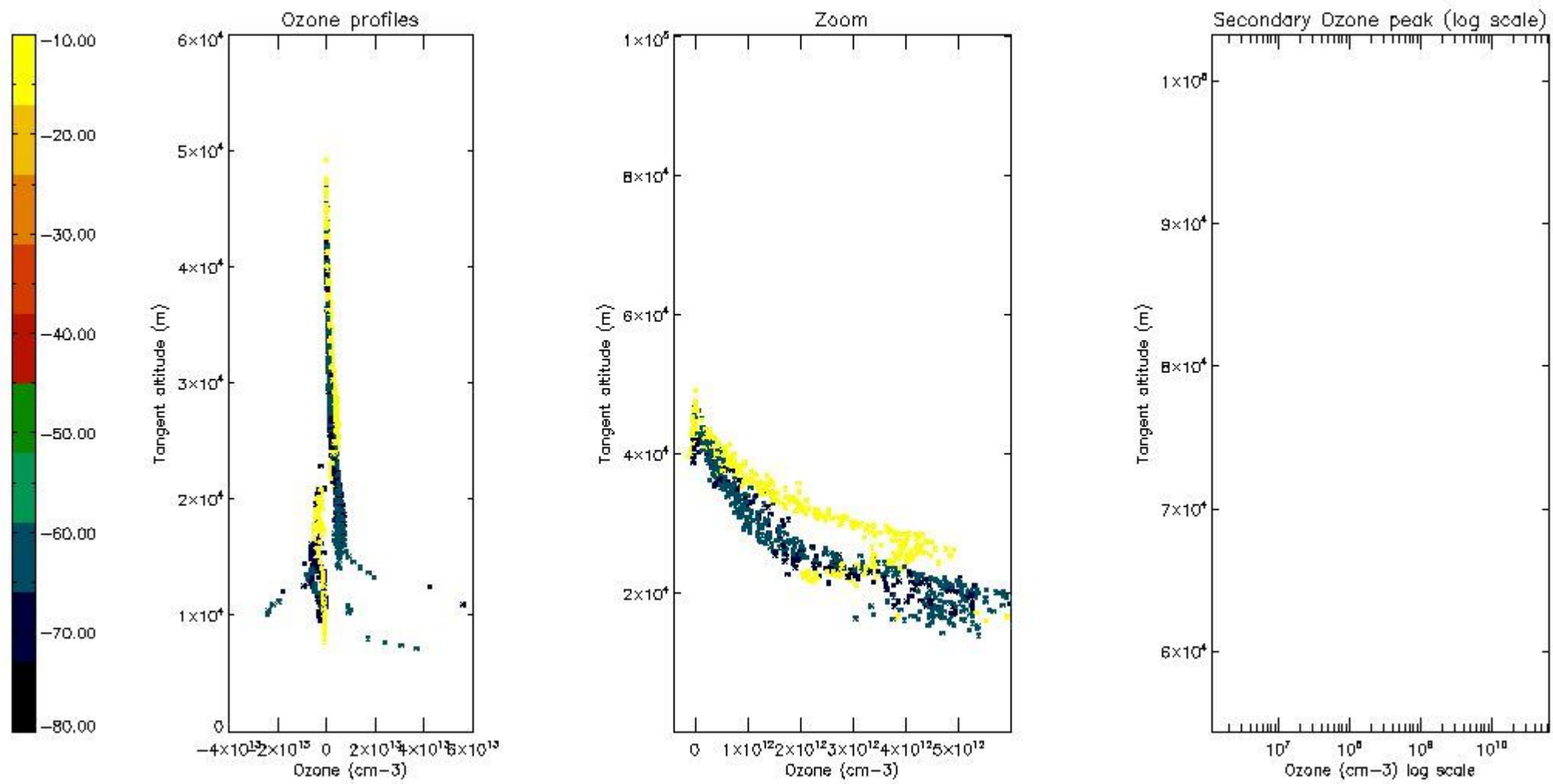
5.2 Plot ozone profiles for all STD (dark without errors)

The colorbar represents the latitude.



5.3 Plot ozone profiles where STD < 20% (dark without errors)

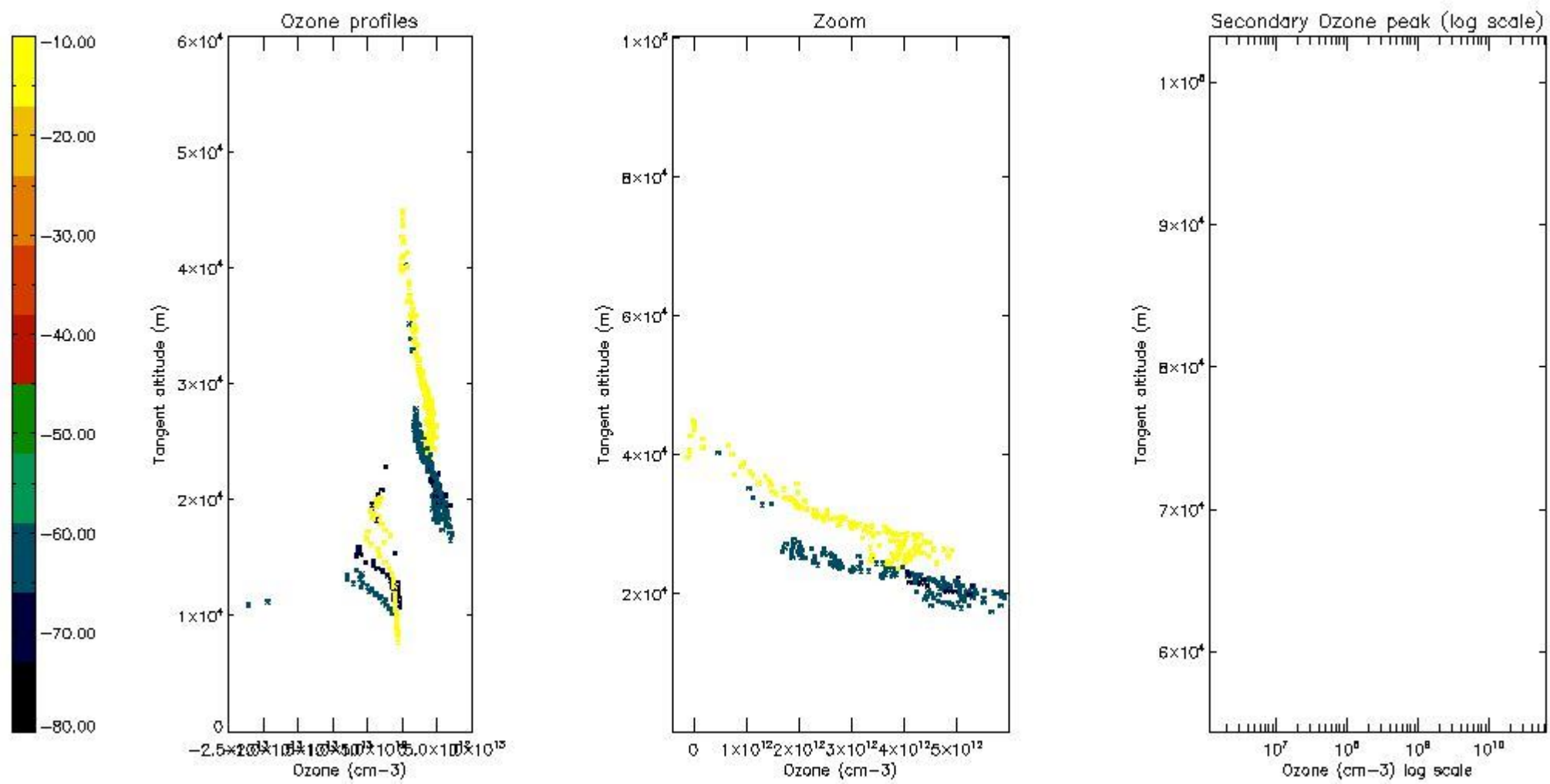
The colorbar represents the latitude.



*5.4 Plot ozone profiles where STD < 10% (dark without errors)*

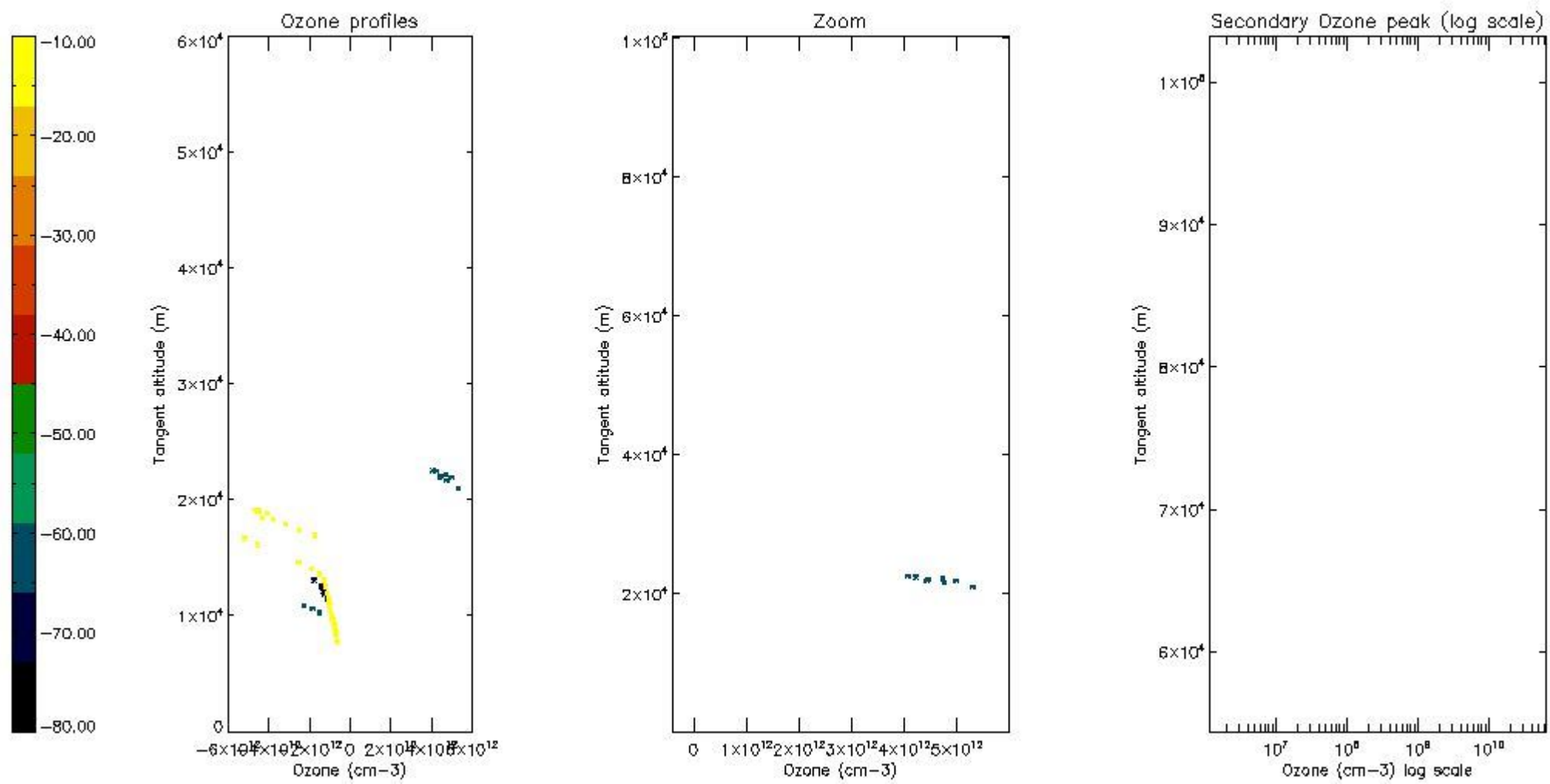
The colorbar represents the latitude.





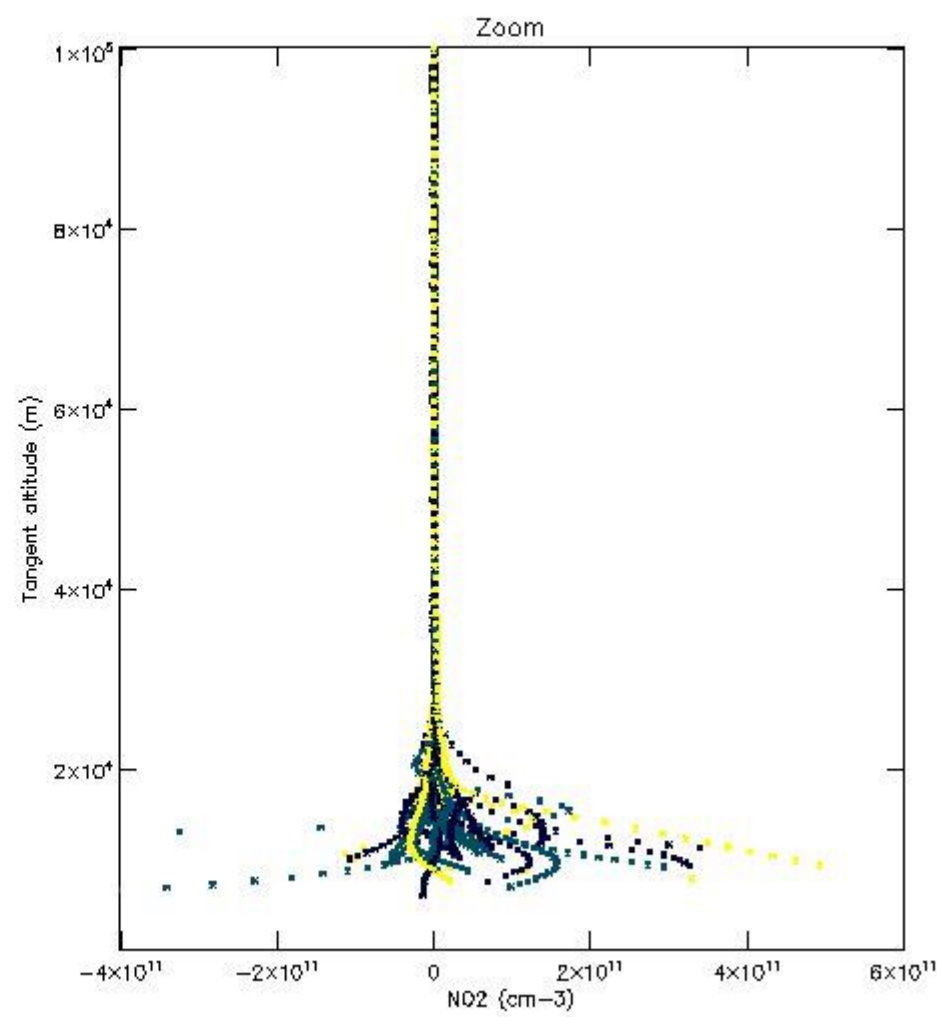
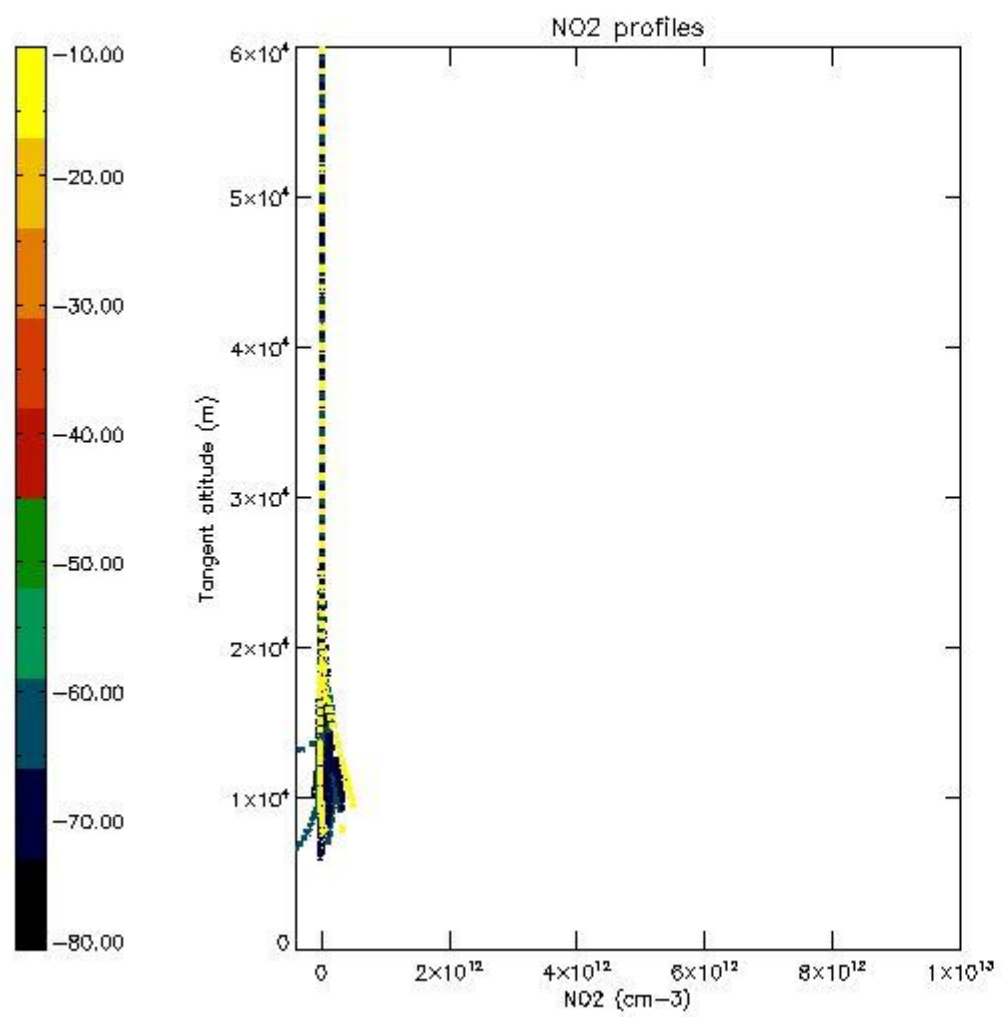
*5.5 Plot ozone profiles where  $STD < 5\%$  (dark without errors)*

The colorbar represents the latitude.



*5.6 Plot NO<sub>2</sub> profiles for all STD (dark without errors)*

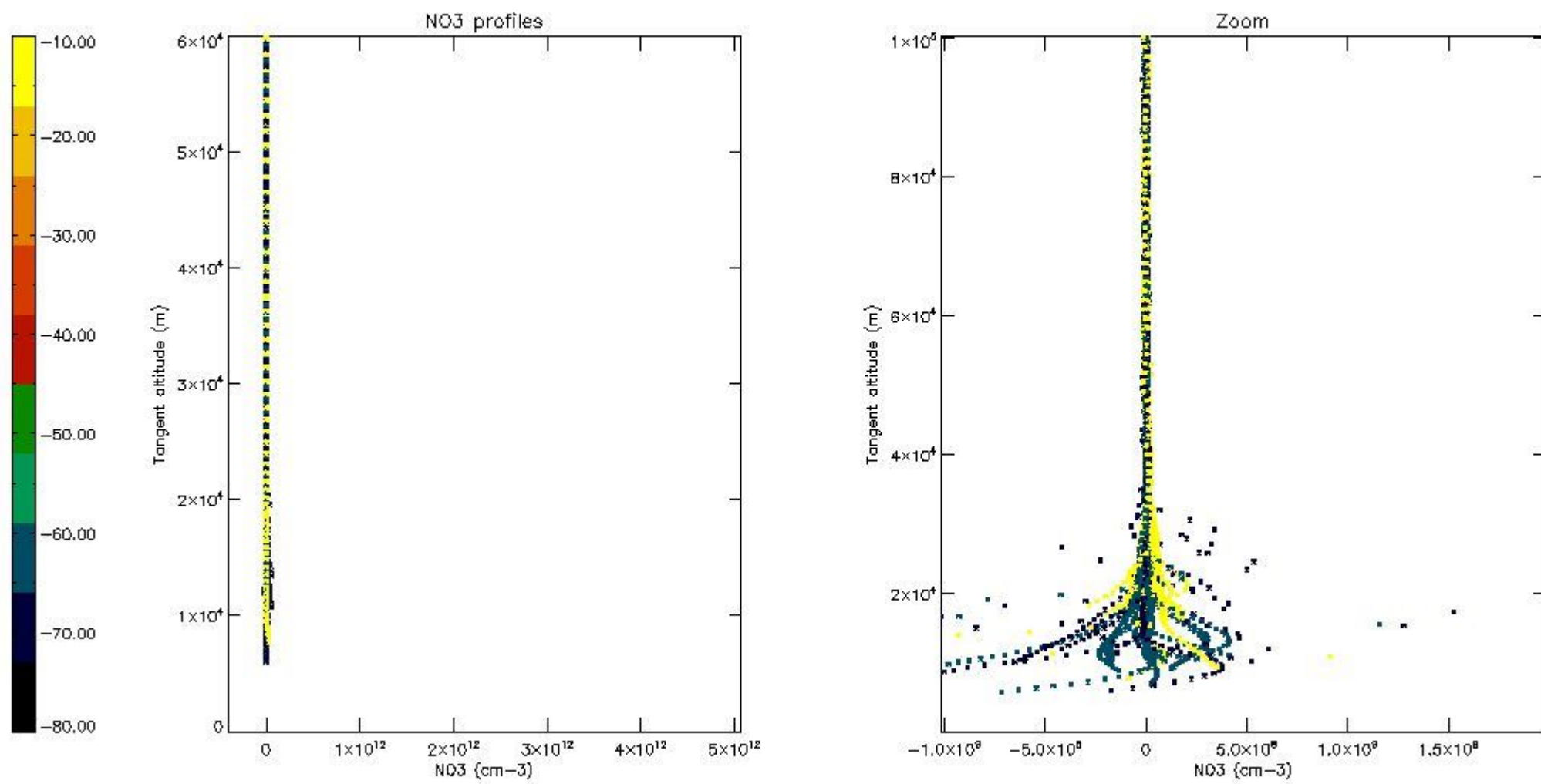
The colorbar represents the latitude.



*5.7 Plot NO3 profiles for all STD (dark without errors)*

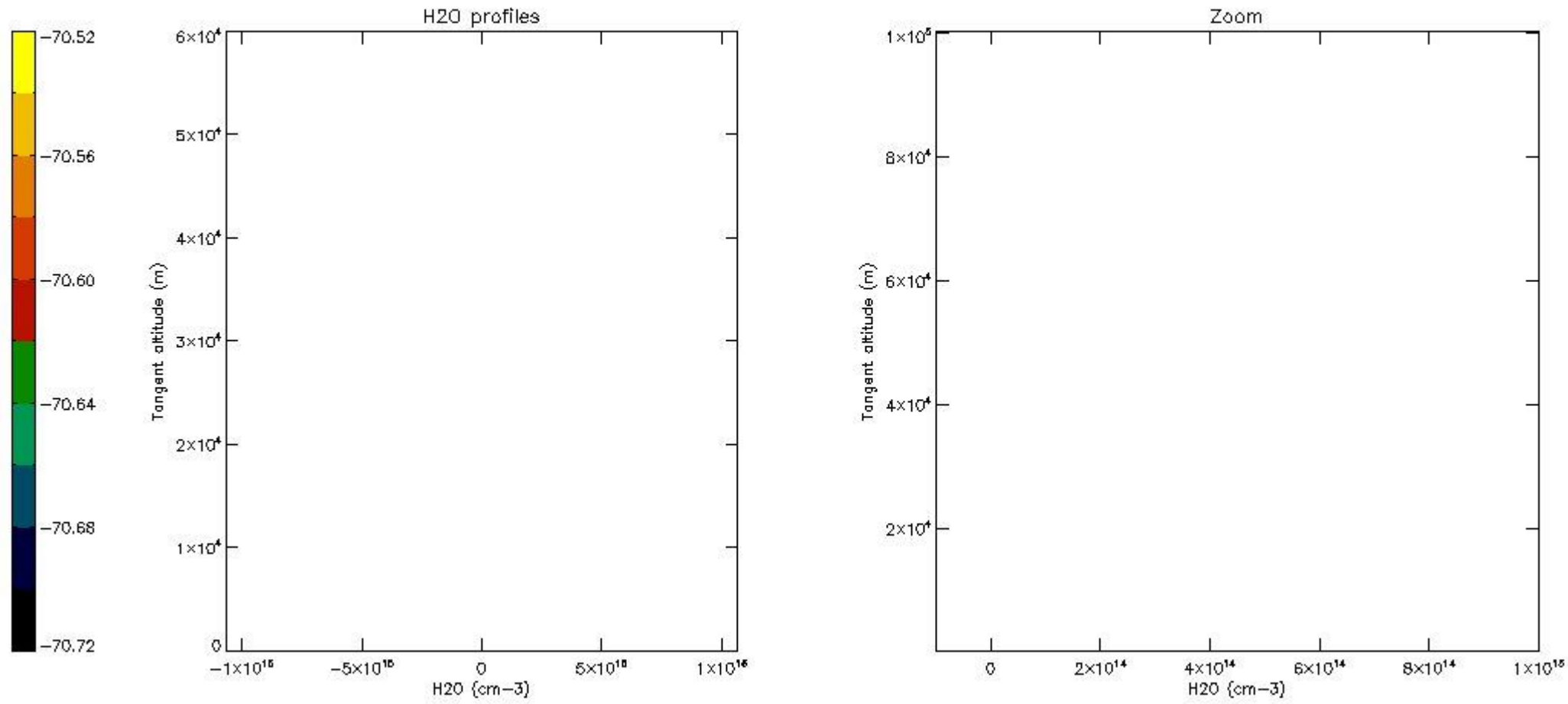
The colorbar represents the latitude.





5.8 Plot H<sub>2</sub>O profiles for all STD (only for occultations of stars 1,2,3,4,13,14,16,26,63 dark without errors)

The colorbar represents the latitude.



## 6. Auxiliary Data Files used for the production reported in section 2

The number reported in the third column indicates since which file (see list in section 2) the corresponding auxiliary file has been used. The fourth column is the date of those product files.

Type	Auxiliary Filename	Used since product	Used since product date
INST_PHYS_CHARACTERISTICS	GOM_INS_AXVIEC20091111_143220_20030716_120000_20500101_000000	1	29-JUN-2010 00:01:07
LEVEL-2_PROC_CONFIG	GOM_PR2_AXVIEC20091111_152718_20020301_000000_20500101_000000	1	29-JUN-2010 00:01:07
CROSS_SECTIONS_FILE	GOM_CRS_AXVIEC20091111_154832_20020301_000000_20500101_000000	1	29-JUN-2010 00:01:07

# GOMOS Level 2 Daily Report

## SUMMARY

### [1. General Info](#)

### [2. Summary of processed GOM\\_NL\\_2P products](#)

### [3. Level 2 Quality information per product](#)

#### [3.1 Plot of level 2 quality information per product \(time dependant\)](#)

#### [3.2 Plot of level 2 quality information per product \(world map\)](#)

### [4. Level 1 Quality information per product \(stored on level 2 products\)](#)

#### [4.1 Plot of level 1 quality information per product \(time dependant\)](#)

##### [4.1.1 Plot of level 1 quality information per product \(time dependant\): ASCENDING](#)

##### [4.1.2 Plot of level 1 quality information per product \(time dependant\): DESCENDING](#)

#### [4.2 Plot of level 1 quality information per product \(world map\)](#)

##### [4.2.1 Plot of level 1 quality information per product \(world map\): ASCENDING](#)

##### [4.2.2 Plot of level 1 quality information per product \(world map\): DESCENDING](#)

### [5. Ozone profiles based on quality statistics and other trace gas profiles](#)

#### [5.1 Ozone statistics based on quality of products](#)

#### [5.2 Plot ozone profiles for all STD \(dark without errors\)](#)

#### [5.3 Plot ozone profiles where STD < 20% \(dark without errors\)](#)

#### [5.4. Plot ozone profiles where STD < 10% \(dark without errors\)](#)

#### [5.5. Plot ozone profiles where STD < 5% \(dark without errors\)](#)

#### [5.6 Plot NO2 profiles for all STD \(dark without errors\)](#)

#### [5.7 Plot NO3 profiles for all STD \(dark without errors\)](#)

#### [5.8 Plot H2O profiles \(only for occultations of stars 1,2,3,4,13,14,16,26,63 dark without errors\) for all STD](#)

### [6. Auxiliary Data Files used for the production reported in section 2](#)



This report presents the daily analysis on parameters extracted from GOMOS level 2 data (GOM\_NL\_\_2P). It is intended to monitor some important parameters that will impact the quality of these products. A list of level 2 products (and content) that have arrived during the reporting day to the PCF is also given.

Item	Value
Time of report generation	29APR2013 12:29:26
Data source version	GOMOS/6.01
Start time of products	29-06-2010 (29JUN2010 00:00:00)
Stop time of products	30-06-2010 (30JUN2010 00:00:00)
Store outputs in DB	Yes
Nb of level 2 prods	272
Nb of prods with errors	0

## 2. Summary of processed GOM\_NL\_\_2P products.

Nr	Filename	UTC Start time	Limb	Duration	Star Id	Star Name	Star Mag	Star Temp	Nb Meas	Orbit	Prod. error
1	GOM_NL__2PRFIN20100629_000107_000000582090_00403_43543_6901.N1	29-JUN-2010 00:01:07	Dark	57.500	84	Alp Phe	2.3970	4500.0	115	43543	No
2	GOM_NL__2PRFIN20100629_000738_000000522090_00403_43543_6902.N1	29-JUN-2010 00:07:38	Straylight	51.500	63	Bet Gru	2.1500	2800.0	103	43543	No
3	GOM_NL__2PRFIN20100629_000936_000000492090_00403_43543_6903.N1	29-JUN-2010 00:09:36	Straylight	49.000	31	Alp Gru	1.7340	15200.	98	43543	No
4	GOM_NL__2PRFIN20100629_001212_000000502090_00403_43543_6904.N1	29-JUN-2010 00:12:12	Straylight	49.500	45	Alp Pav	1.9400	26000.	99	43543	No
5	GOM_NL__2PRFIN20100629_002107_000000442090_00403_43543_6905.N1	29-JUN-2010 00:21:07	Twilight_stray	44.000	38	20Eps Sgr	1.8360	11000.	88	43543	No
6	GOM_NL__2PRFIN20100629_002230_000000472090_00403_43543_6906.N1	29-JUN-2010 00:22:30	Bright	47.000	116	19Del Sgr	2.7000	4100.0	94	43543	No
7	GOM_NL__2PRFIN20100629_002437_000000482090_00403_43543_6907.N1	29-JUN-2010 00:24:37	Bright	48.000	155	41Pi Sgr	2.9000	6600.0	96	43543	No
8	GOM_NL__2PRFIN20100629_003305_000000392090_00403_43543_6908.N1	29-JUN-2010 00:33:05	Bright	38.500	126	60Bet Oph	2.7700	4250.0	77	43543	No
9	GOM_NL__2PRFIN20100629_003526_000000382090_00403_43543_6909.N1	29-JUN-2010 00:35:26	Bright	37.500	59	55Alp Oph	2.0800	8900.0	75	43543	No
10	GOM_NL__2PRFIN20100629_004430_000000422090_00403_43543_6910.N1	29-JUN-2010 00:44:30	Bright	41.500	5	3Alp Lyr	0.033000	11000.	83	43543	No
11	GOM_NL__2PRFIN20100629_004657_000000382090_00403_43543_6911.N1	29-JUN-2010 00:46:57	Bright	37.500	130	23Bet Dra	2.7990	5800.0	75	43543	No
12	GOM_NL__2PRFIN20100629_005607_000000452090_00403_43543_6912.N1	29-JUN-2010 00:56:07	Bright	44.500	89	5Alp Cep	2.4510	8000.0	89	43543	No
13	GOM_NL__2PRFIN20100629_010323_000000482090_00403_43543_6913.N1	29-JUN-2010 01:03:23	Bright	47.500	74	11Bet Cas	2.2680	6600.0	95	43543	No
14	GOM_NL__2PRFIN20100629_010502_000000512090_00403_43543_6914.N1	29-JUN-2010 01:05:02	Bright	50.500	68	18Alp Cas	2.2250	4500.0	101	43543	No
15	GOM_NL__2PRFIN20100629_010746_000000552090_00403_43543_6915.N1	29-JUN-2010 01:07:46	Bright	55.000	160	23Gam Per	2.9300	4700.0	110	43543	No
16	GOM_NL__2PRFIN20100629_011110_000000492090_00403_43543_6916.N1	29-JUN-2010 01:11:10	Bright	49.000	73	57Gam1And	2.2600	13100.	98	43543	No
17	GOM_NL__2PRFIN20100629_011344_000000472090_00403_43543_6917.N1	29-JUN-2010 01:13:44	Twilight_stray	46.500	173	4Bet Tri	3.0040	8900.0	93	43543	No
18	GOM_NL__2PRFIN20100629_011751_000000532090_00403_43543_6918.N1	29-JUN-2010 01:17:51	Dark	52.500	50	13Alp Ari	2.0070	4250.0	105	43543	No
19	GOM_NL__2PRFIN20100629_012246_000000402090_00403_43543_6919.N1	29-JUN-2010 01:22:46	Dark	39.500	94	92Alp Cet	2.5260	3100.0	79	43543	No
20	GOM_NL__2PRFIN20100629_014144_000000482090_00404_43544_6909.N1	29-JUN-2010 01:41:44	Dark	48.000	84	Alp Phe	2.3970	4500.0	96	43544	No
21	GOM_NL__2PRFIN20100629_014815_000000652090_00404_43544_6910.N1	29-JUN-2010 01:48:15	Straylight	64.500	63	Bet Gru	2.1500	2800.0	129	43544	No
22	GOM_NL__2PRFIN20100629_015013_000000492090_00404_43544_6911.N1	29-JUN-2010 01:50:13	Straylight	48.500	31	Alp Gru	1.7340	15200.	97	43544	No
23	GOM_NL__2PRFIN20100629_015248_000000432090_00404_43544_6912.N1	29-JUN-2010 01:52:48	Straylight	42.500	45	Alp Pav	1.9400	26000.	85	43544	No
24	GOM_NL__2PRFIN20100629_020144_000000452090_00404_43544_6913.N1	29-JUN-2010 02:01:44	Twilight_stray	44.500	38	20Eps Sgr	1.8360	11000.	89	43544	No
25	GOM_NL__2PRFIN20100629_020306_000000492090_00404_43544_6914.N1	29-JUN-2010 02:03:06	Bright	48.500	116	19Del Sgr	2.7000	4100.0	97	43544	No
26	GOM_NL__2PRFIN20100629_020513_000000482090_00404_43544_6915.N1	29-JUN-2010 02:05:13	Bright	47.500	155	41Pi Sgr	2.9000	6600.0	95	43544	No
27	GOM_NL__2PRFIN20100629_021341_000000382090_00404_43544_6916.N1	29-JUN-2010 02:13:41	Bright	38.000	126	60Bet Oph	2.7700	4250.0	76	43544	No
28	GOM_NL__2PRFIN20100629_021602_000000382090_00404_43544_6917.N1	29-JUN-2010 02:16:02	Bright	38.000	59	55Alp Oph	2.0800	8900.0	76	43544	No
29	GOM_NL__2PRFIN20100629_022506_000000472090_00404_43544_6918.N1	29-JUN-2010 02:25:06	Bright	47.000	5	3Alp Lyr	0.033000	11000.	94	43544	No
30	GOM_NL__2PRFIN20100629_022732_000000402090_00404_43544_6919.N1	29-JUN-2010 02:27:32	Bright	39.500	130	23Bet Dra	2.7990	5800.0	79	43544	No
31	GOM_NL__2PRFIN20100629_023643_000000432090_00404_43544_6920.N1	29-JUN-2010 02:36:43	Bright	43.000	89	5Alp Cep	2.4510	8000.0	86	43544	No
32	GOM_NL__2PRFIN20100629_024359_000000462090_00404_43544_6921.N1	29-JUN-2010 02:43:59	Bright	45.500	74	11Bet Cas	2.2680	6600.0	91	43544	No
33	GOM_NL__2PRFIN20100629_024538_000000512090_00404_43544_6922.N1	29-JUN-2010 02:45:38	Bright	51.000	68	18Alp Cas	2.2250	4500.0	102	43544	No
34	GOM_NL__2PRFIN20100629_024822_000000552090_00404_43544_6923.N1	29-JUN-2010 02:48:22	Bright	55.000	160	23Gam Per	2.9300	4700.0	110	43544	No
35	GOM_NL__2PRFIN20100629_025146_000000502090_00404_43544_6924.N1	29-JUN-2010 02:51:46	Bright	50.000	73	57Gam1And	2.2600	13100.	100	43544	No
36	GOM_NL__2PRFIN20100629_025420_000000492090_00404_43544_6925.N1	29-JUN-2010 02:54:20	Twilight_stray	48.500	173	4Bet Tri	3.0040	8900.0	97	43544	No
37	GOM_NL__2PRFIN20100629_025827_000000632090_00404_43544_6926.N1	29-JUN-2010 02:58:27	Dark	62.500	50	13Alp Ari	2.0070	4250.0	125	43544	No
38	GOM_NL__2PRFIN20100629_030323_000000412090_00404_43544_6927.N1	29-JUN-2010 03:03:23	Dark	41.000	94	92Alp Cet	2.5260	3100.0	82	43544	No
39	GOM_NL__2PRFIN20100629_032851_000000532090_00405_43545_6917.N1	29-JUN-2010 03:28:51	Straylight	53.000	63	Bet Gru	2.1500	2800.0	106	43545	No
40	GOM_NL__2PRFIN20100629_033050_000000512090_00405_43545_6918.N1	29-JUN-2010 03:30:50	Straylight	50.500	31	Alp Gru	1.7340	15200.	101	43545	No
41	GOM_NL__2PRFIN20100629_033324_000000472090_00405_43545_6919.N1	29-JUN-2010 03:33:24	Straylight	46.500	45	Alp Pav	1.9400	26000.	93	43545	No
42	GOM_NL__2PRFIN20100629_034220_000000462090_00405_43545_6920.N1	29-JUN-2010 03:42:20	Twilight_stray	46.000	38	20Eps Sgr	1.8360	11000.	92	43545	No

43	GOM_NL__2PRFIN20100629_034342_000000492090_00405_43545_6921.N1	29-JUN-2010 03:43:42	Bright	49.000	116	19Del Sgr	2.7000	4100.0	98	43545	No
44	GOM_NL__2PRFIN20100629_034549_000000482090_00405_43545_6922.N1	29-JUN-2010 03:45:49	Bright	47.500	155	41Pi Sgr	2.9000	6600.0	95	43545	No
45	GOM_NL__2PRFIN20100629_035417_000000382090_00405_43545_6923.N1	29-JUN-2010 03:54:17	Bright	38.000	126	60Bet Oph	2.7700	4250.0	76	43545	No
46	GOM_NL__2PRFIN20100629_035638_000000382090_00405_43545_6924.N1	29-JUN-2010 03:56:38	Bright	37.500	59	55Alp Oph	2.0800	8900.0	75	43545	No
47	GOM_NL__2PRFIN20100629_040541_000000492090_00405_43545_6925.N1	29-JUN-2010 04:05:41	Bright	48.500	5	3Alp Lyr	0.033000	11000.	97	43545	No
48	GOM_NL__2PRFIN20100629_040808_000000402090_00405_43545_6926.N1	29-JUN-2010 04:08:08	Bright	39.500	130	23Bet Dra	2.7990	5800.0	79	43545	No
49	GOM_NL__2PRFIN20100629_041718_000000442090_00405_43545_6927.N1	29-JUN-2010 04:17:18	Bright	43.500	89	5Alp Cep	2.4510	8000.0	87	43545	No
50	GOM_NL__2PRFIN20100629_042434_000000512090_00405_43545_6928.N1	29-JUN-2010 04:24:34	Bright	50.500	74	11Bet Cas	2.2680	6600.0	101	43545	No
51	GOM_NL__2PRFIN20100629_042613_000000482090_00405_43545_6929.N1	29-JUN-2010 04:26:13	Bright	47.500	68	18Alp Cas	2.2250	4500.0	95	43545	No
52	GOM_NL__2PRFIN20100629_042858_000000402090_00405_43545_6930.N1	29-JUN-2010 04:28:58	Bright	40.000	160	23Gam Per	2.9300	4700.0	80	43545	No
53	GOM_NL__2PRFIN20100629_043222_000000482090_00405_43545_6931.N1	29-JUN-2010 04:32:22	Bright	47.500	73	57Gam1And	2.2600	13100.	95	43545	No
54	GOM_NL__2PRFIN20100629_043456_000000492090_00405_43545_6932.N1	29-JUN-2010 04:34:56	Tw_i_and_stray	48.500	173	4Bet Tri	3.0040	8900.0	97	43545	No
55	GOM_NL__2PRFIN20100629_043904_000000602090_00405_43545_6933.N1	29-JUN-2010 04:39:04	Dark	59.500	50	13Alp Ari	2.0070	4250.0	119	43545	No
56	GOM_NL__2PRFIN20100629_044359_000000422090_00405_43545_6934.N1	29-JUN-2010 04:43:59	Dark	42.000	94	92Alp Cet	2.5260	3100.0	84	43545	No
57	GOM_NL__2PRFIN20100629_050258_000000502090_00406_43546_6925.N1	29-JUN-2010 05:02:58	Dark	50.000	84	Alp Phe	2.3970	4500.0	100	43546	No
58	GOM_NL__2PRFIN20100629_050929_000000502090_00406_43546_6926.N1	29-JUN-2010 05:09:29	Straylight	49.500	63	Bet Gru	2.1500	2800.0	99	43546	No
59	GOM_NL__2PRFIN20100629_051127_000000492090_00406_43546_6927.N1	29-JUN-2010 05:11:27	Straylight	49.000	31	Alp Gru	1.7340	15200.	98	43546	No
60	GOM_NL__2PRFIN20100629_051401_000000432090_00406_43546_6928.N1	29-JUN-2010 05:14:01	Straylight	42.500	45	Alp Pav	1.9400	26000.	85	43546	No
61	GOM_NL__2PRFIN20100629_052256_000000442090_00406_43546_6929.N1	29-JUN-2010 05:22:56	Tw_i_and_stray	44.000	38	20Eps Sgr	1.8360	11000.	88	43546	No
62	GOM_NL__2PRFIN20100629_052419_000000502090_00406_43546_6930.N1	29-JUN-2010 05:24:19	Bright	49.500	116	19Del Sgr	2.7000	4100.0	99	43546	No
63	GOM_NL__2PRFIN20100629_052625_000000462090_00406_43546_6931.N1	29-JUN-2010 05:26:25	Bright	46.000	155	41Pi Sgr	2.9000	6600.0	92	43546	No
64	GOM_NL__2PRFIN20100629_053453_000000382090_00406_43546_6932.N1	29-JUN-2010 05:34:53	Bright	37.500	126	60Bet Oph	2.7700	4250.0	75	43546	No
65	GOM_NL__2PRFIN20100629_053714_000000382090_00406_43546_6933.N1	29-JUN-2010 05:37:14	Bright	37.500	59	55Alp Oph	2.0800	8900.0	75	43546	No
66	GOM_NL__2PRFIN20100629_054616_000000492090_00406_43546_6934.N1	29-JUN-2010 05:46:16	Bright	48.500	5	3Alp Lyr	0.033000	11000.	97	43546	No
67	GOM_NL__2PRFIN20100629_054844_000000382090_00406_43546_6935.N1	29-JUN-2010 05:48:44	Bright	38.000	130	23Bet Dra	2.7990	5800.0	76	43546	No
68	GOM_NL__2PRFIN20100629_055753_000000472090_00406_43546_6936.N1	29-JUN-2010 05:57:53	Bright	46.500	89	5Alp Cep	2.4510	8000.0	93	43546	No
69	GOM_NL__2PRFIN20100629_060510_000000512090_00406_43546_6937.N1	29-JUN-2010 06:05:10	Bright	50.500	74	11Bet Cas	2.2680	6600.0	101	43546	No
70	GOM_NL__2PRFIN20100629_060649_000000512090_00406_43546_6938.N1	29-JUN-2010 06:06:49	Bright	50.500	68	18Alp Cas	2.2250	4500.0	101	43546	No
71	GOM_NL__2PRFIN20100629_060934_000000512090_00406_43546_6939.N1	29-JUN-2010 06:09:34	Bright	50.500	160	23Gam Per	2.9300	4700.0	101	43546	No
72	GOM_NL__2PRFIN20100629_061258_000000472090_00406_43546_6940.N1	29-JUN-2010 06:12:58	Bright	47.000	73	57Gam1And	2.2600	13100.	94	43546	No
73	GOM_NL__2PRFIN20100629_061533_000000492090_00406_43546_6941.N1	29-JUN-2010 06:15:33	Tw_i_and_stray	49.000	173	4Bet Tri	3.0040	8900.0	98	43546	No
74	GOM_NL__2PRFIN20100629_061940_000000572090_00406_43546_6942.N1	29-JUN-2010 06:19:40	Dark	56.500	50	13Alp Ari	2.0070	4250.0	113	43546	No
75	GOM_NL__2PRFIN20100629_062436_000000472090_00406_43546_6943.N1	29-JUN-2010 06:24:36	Dark	47.000	94	92Alp Cet	2.5260	3100.0	94	43546	No
76	GOM_NL__2PRFIN20100629_064335_000000492090_00407_43547_6935.N1	29-JUN-2010 06:43:35	Dark	48.500	84	Alp Phe	2.3970	4500.0	97	43547	No
77	GOM_NL__2PRFIN20100629_065005_000000562090_00407_43547_6936.N1	29-JUN-2010 06:50:05	Straylight	55.500	63	Bet Gru	2.1500	2800.0	111	43547	No
78	GOM_NL__2PRFIN20100629_065204_000000502090_00407_43547_6937.N1	29-JUN-2010 06:52:04	Straylight	49.500	31	Alp Gru	1.7340	15200.	99	43547	No
79	GOM_NL__2PRFIN20100629_065438_000000422090_00407_43547_6938.N1	29-JUN-2010 06:54:38	Straylight	41.500	45	Alp Pav	1.9400	26000.	83	43547	No
80	GOM_NL__2PRFIN20100629_070333_000000472090_00407_43547_6939.N1	29-JUN-2010 07:03:33	Tw_i_and_stray	46.500	38	20Eps Sgr	1.8360	11000.	93	43547	No
81	GOM_NL__2PRFIN20100629_070455_000000522090_00407_43547_6940.N1	29-JUN-2010 07:04:55	Bright	51.500	116	19Del Sgr	2.7000	4100.0	103	43547	No
82	GOM_NL__2PRFIN20100629_070701_000000442090_00407_43547_6941.N1	29-JUN-2010 07:07:01	Bright	44.000	155	41Pi Sgr	2.9000	6600.0	88	43547	No
83	GOM_NL__2PRFIN20100629_071529_000000402090_00407_43547_6942.N1	29-JUN-2010 07:15:29	Bright	39.500	126	60Bet Oph	2.7700	4250.0	79	43547	No
84	GOM_NL__2PRFIN20100629_071750_000000402090_00407_43547_6943.N1	29-JUN-2010 07:17:50	Bright	39.500	59	55Alp Oph	2.0800	8900.0	79	43547	No
85	GOM_NL__2PRFIN20100629_072652_000000432090_00407_43547_6944.N1	29-JUN-2010 07:26:52	Bright	42.500	5	3Alp Lyr	0.033000	11000.	85	43547	No
86	GOM_NL__2PRFIN20100629_072920_000000392090_00407_43547_6945.N1	29-JUN-2010 07:29:20	Bright	39.000	130	23Bet Dra	2.7990	5800.0	78	43547	No
87	GOM_NL__2PRFIN20100629_073829_000000462090_00407_43547_6946.N1	29-JUN-2010 07:38:29	Bright	45.500	89	5Alp Cep	2.4510	8000.0	91	43547	No
88	GOM_NL__2PRFIN20100629_074545_000000502090_00407_43547_6947.N1	29-JUN-2010 07:45:45	Bright	50.000	74	11Bet Cas	2.2680	6600.0	100	43547	No
89	GOM_NL__2PRFIN20100629_074725_000000502090_00407_43547_6948.N1	29-JUN-2010 07:47:25	Bright	50.000	68	18Alp Cas	2.2250	4500.0	100	43547	No
90	GOM_NL__2PRFIN20100629_075010_000000552090_00407_43547_6949.N1	29-JUN-2010 07:50:10	Bright	55.000	160	23Gam Per	2.9300	4700.0	110	43547	No
91	GOM_NL__2PRFIN20100629_075334_000000522090_00407_43547_6950.N1	29-JUN-2010 07:53:34	Bright	52.000	73	57Gam1And	2.2600	13100.	104	43547	No
92	GOM_NL__2PRFIN20100629_075609_000000472090_00407_43547_6951.N1	29-JUN-2010 07:56:09	Tw_i_and_stray	47.000	173	4Bet Tri	3.0040	8900.0	94	43547	No
93	GOM_NL__2PRFIN20100629_080016_000000582090_00407_43547_6952.N1	29-JUN-2010 08:00:16	Dark	58.000	50	13Alp Ari	2.0070	4250.0	116	43547	No
94	GOM_NL__2PRFIN20100629_080512_000000462090_00407_43547_6953.N1	29-JUN-2010 08:05:12	Dark	46.000	94	92Alp Cet	2.5260	3100.0	92	43547	No
95	GOM_NL__2PRFIN20100629_082412_000000482090_00408_43548_6944.N1	29-JUN-2010 08:24:12	Dark	47.500	84	Alp Phe	2.3970	4500.0	95	43548	No
96	GOM_NL__2PRFIN20100629_083042_000000552090_00408_43548_6945.N1	29-JUN-2010 08:30:42	Straylight	54.500	63	Bet Gru	2.1500	2800.0	109	43548	No
97	GOM_NL__2PRFIN20100629_083240_000000482090_00408_43548_6946.N1	29-JUN-2010 08:32:40	Straylight	47.500	31	Alp Gru	1.7340	15200.	95	43548	No
98	GOM_NL__2PRFIN20100629_083514_000000422090_00408_43548_6947.N1	29-JUN-2010 08:35:14	Straylight	42.000	45	Alp Pav	1.9400	26000.	84	43548	No
99	GOM_NL__2PRFIN20100629_084408_000000452090_00408_43548_6948.N1	29-JUN-2010 08:44:08	Tw_i_and_stray	44.500	38	20Eps Sgr	1.8360	11000.	89	43548	No
100	GOM_NL__2PRFIN20100629_084531_000000472090_00408_43548_6949.N1	29-JUN-2010 08:45:31	Bright	47.000	116	19Del Sgr	2.7000	4100.0	94	43548	No
101	GOM_NL__2PRFIN20100629_084738_000000462090_00408_43548_6950.N1	29-JUN-2010 08:47:38	Bright	45.500	155	41Pi Sgr	2.9000	6600.0	91	43548	No

102	GOM_NL__2PRFIN20100629_085605_000000372090_00408_43548_6951.N1	29-JUN-2010 08:56:05	Bright	37.000	126	60Bet Oph	2.7700	4250.0	74	43548	No
103	GOM_NL__2PRFIN20100629_085825_000000392090_00408_43548_6952.N1	29-JUN-2010 08:58:25	Bright	38.500	59	55Alp Oph	2.0800	8900.0	77	43548	No
104	GOM_NL__2PRFIN20100629_090727_000000482090_00408_43548_6953.N1	29-JUN-2010 09:07:27	Bright	48.000	5	3Alp Lyr	0.033000	11000.	96	43548	No
105	GOM_NL__2PRFIN20100629_090955_000000402090_00408_43548_6954.N1	29-JUN-2010 09:09:55	Bright	39.500	130	23Bet Dra	2.7990	5800.0	79	43548	No
106	GOM_NL__2PRFIN20100629_091904_000000462090_00408_43548_6955.N1	29-JUN-2010 09:19:04	Bright	46.000	89	5Alp Cep	2.4510	8000.0	92	43548	No
107	GOM_NL__2PRFIN20100629_092620_000000512090_00408_43548_6956.N1	29-JUN-2010 09:26:20	Bright	50.500	74	11Bet Cas	2.2680	6600.0	101	43548	No
108	GOM_NL__2PRFIN20100629_092800_000000492090_00408_43548_6957.N1	29-JUN-2010 09:28:00	Bright	48.500	68	18Alp Cas	2.2250	4500.0	97	43548	No
109	GOM_NL__2PRFIN20100629_093045_000000362090_00408_43548_6958.N1	29-JUN-2010 09:30:45	Bright	35.500	160	23Gam Per	2.9300	4700.0	71	43548	No
110	GOM_NL__2PRFIN20100629_093410_000000492090_00408_43548_6959.N1	29-JUN-2010 09:34:10	Bright	48.500	73	57Gam1And	2.2600	13100.	97	43548	No
111	GOM_NL__2PRFIN20100629_093645_000000482090_00408_43548_6960.N1	29-JUN-2010 09:36:45	Twi_and_stray	48.000	173	4Bet Tri	3.0040	8900.0	96	43548	No
112	GOM_NL__2PRFIN20100629_094053_000000582090_00408_43548_6961.N1	29-JUN-2010 09:40:53	Dark	57.500	50	13Alp Ari	2.0070	4250.0	115	43548	No
113	GOM_NL__2PRFIN20100629_094548_000000472090_00408_43548_6962.N1	29-JUN-2010 09:45:48	Dark	46.500	94	92Alp Cet	2.5260	3100.0	93	43548	No
114	GOM_NL__2PRFIN20100629_100449_000000482090_00409_43549_6952.N1	29-JUN-2010 10:04:49	Dark	48.000	84	Alp Phe	2.3970	4500.0	96	43549	No
115	GOM_NL__2PRFIN20100629_101119_000000672090_00409_43549_6953.N1	29-JUN-2010 10:11:19	Straylight	67.000	63	Bet Gru	2.1500	2800.0	134	43549	No
116	GOM_NL__2PRFIN20100629_101317_000000522090_00409_43549_6954.N1	29-JUN-2010 10:13:17	Straylight	52.000	31	Alp Gru	1.7340	15200.	104	43549	No
117	GOM_NL__2PRFIN20100629_101551_000000442090_00409_43549_6955.N1	29-JUN-2010 10:15:51	Straylight	43.500	45	Alp Pav	1.9400	26000.	87	43549	No
118	GOM_NL__2PRFIN20100629_102445_000000462090_00409_43549_6956.N1	29-JUN-2010 10:24:45	Twi_and_stray	45.500	38	20Eps Sgr	1.8360	11000.	91	43549	No
119	GOM_NL__2PRFIN20100629_102607_000000542090_00409_43549_6957.N1	29-JUN-2010 10:26:07	Bright	54.000	116	19Del Sgr	2.7000	4100.0	108	43549	No
120	GOM_NL__2PRFIN20100629_102814_000000462090_00409_43549_6958.N1	29-JUN-2010 10:28:14	Bright	45.500	155	41Pi Sgr	2.9000	6600.0	91	43549	No
121	GOM_NL__2PRFIN20100629_103641_000000382090_00409_43549_6959.N1	29-JUN-2010 10:36:41	Bright	38.000	126	60Bet Oph	2.7700	4250.0	76	43549	No
122	GOM_NL__2PRFIN20100629_103901_000000372090_00409_43549_6960.N1	29-JUN-2010 10:39:01	Bright	37.000	59	55Alp Oph	2.0800	8900.0	74	43549	No
123	GOM_NL__2PRFIN20100629_104802_000000472090_00409_43549_6961.N1	29-JUN-2010 10:48:02	Bright	47.000	5	3Alp Lyr	0.033000	11000.	94	43549	No
124	GOM_NL__2PRFIN20100629_105031_000000392090_00409_43549_6962.N1	29-JUN-2010 10:50:31	Bright	39.000	130	23Bet Dra	2.7990	5800.0	78	43549	No
125	GOM_NL__2PRFIN20100629_105939_000000462090_00409_43549_6963.N1	29-JUN-2010 10:59:39	Bright	46.000	89	5Alp Cep	2.4510	8000.0	92	43549	No
126	GOM_NL__2PRFIN20100629_110656_000000492090_00409_43549_6964.N1	29-JUN-2010 11:06:56	Bright	48.500	74	11Bet Cas	2.2680	6600.0	97	43549	No
127	GOM_NL__2PRFIN20100629_110836_000000492090_00409_43549_6965.N1	29-JUN-2010 11:08:36	Bright	49.000	68	18Alp Cas	2.2250	4500.0	98	43549	No
128	GOM_NL__2PRFIN20100629_111121_000000362090_00409_43549_6966.N1	29-JUN-2010 11:11:21	Bright	35.500	160	23Gam Per	2.9300	4700.0	71	43549	No
129	GOM_NL__2PRFIN20100629_111446_000000502090_00409_43549_6967.N1	29-JUN-2010 11:14:46	Bright	49.500	73	57Gam1And	2.2600	13100.	99	43549	No
130	GOM_NL__2PRFIN20100629_111720_000000502090_00409_43549_6968.N1	29-JUN-2010 11:17:20	Twi_and_stray	50.000	173	4Bet Tri	3.0040	8900.0	100	43549	No
131	GOM_NL__2PRFIN20100629_112129_000000602090_00409_43549_6969.N1	29-JUN-2010 11:21:29	Dark	60.000	50	13Alp Ari	2.0070	4250.0	120	43549	No
132	GOM_NL__2PRFIN20100629_112624_000000492090_00409_43549_6970.N1	29-JUN-2010 11:26:24	Dark	48.500	94	92Alp Cet	2.5260	3100.0	97	43549	No
133	GOM_NL__2PRFIN20100629_114526_000000502090_00410_43550_6980.N1	29-JUN-2010 11:45:26	Dark	49.500	84	Alp Phe	2.3970	4500.0	99	43550	No
134	GOM_NL__2PRFIN20100629_115156_000000522090_00410_43550_6981.N1	29-JUN-2010 11:51:56	Straylight	52.000	63	Bet Gru	2.1500	2800.0	104	43550	No
135	GOM_NL__2PRFIN20100629_115354_000000512090_00410_43550_6982.N1	29-JUN-2010 11:53:54	Straylight	50.500	31	Alp Gru	1.7340	15200.	101	43550	No
136	GOM_NL__2PRFIN20100629_115627_000000432090_00410_43550_6983.N1	29-JUN-2010 11:56:27	Straylight	43.000	45	Alp Pav	1.9400	26000.	86	43550	No
137	GOM_NL__2PRFIN20100629_120521_000000432090_00410_43550_6984.N1	29-JUN-2010 12:05:21	Twi_and_stray	43.000	38	20Eps Sgr	1.8360	11000.	86	43550	No
138	GOM_NL__2PRFIN20100629_120643_000000552090_00410_43550_6985.N1	29-JUN-2010 12:06:43	Bright	54.500	116	19Del Sgr	2.7000	4100.0	109	43550	No
139	GOM_NL__2PRFIN20100629_120850_000000462090_00410_43550_6986.N1	29-JUN-2010 12:08:50	Bright	46.000	155	41Pi Sgr	2.9000	6600.0	92	43550	No
140	GOM_NL__2PRFIN20100629_121716_000000392090_00410_43550_6987.N1	29-JUN-2010 12:17:16	Bright	38.500	126	60Bet Oph	2.7700	4250.0	77	43550	No
141	GOM_NL__2PRFIN20100629_121937_000000372090_00410_43550_6988.N1	29-JUN-2010 12:19:37	Bright	36.500	59	55Alp Oph	2.0800	8900.0	73	43550	No
142	GOM_NL__2PRFIN20100629_122838_000000442090_00410_43550_6989.N1	29-JUN-2010 12:28:38	Bright	44.000	5	3Alp Lyr	0.033000	11000.	88	43550	No
143	GOM_NL__2PRFIN20100629_123107_000000392090_00410_43550_6990.N1	29-JUN-2010 12:31:07	Bright	39.000	130	23Bet Dra	2.7990	5800.0	78	43550	No
144	GOM_NL__2PRFIN20100629_124014_000000682090_00410_43550_6991.N1	29-JUN-2010 12:40:14	Bright	68.000	89	5Alp Cep	2.4510	8000.0	136	43550	No
145	GOM_NL__2PRFIN20100629_124732_000000492090_00410_43550_6992.N1	29-JUN-2010 12:47:32	Bright	48.500	74	11Bet Cas	2.2680	6600.0	97	43550	No
146	GOM_NL__2PRFIN20100629_124911_000000682090_00410_43550_6993.N1	29-JUN-2010 12:49:11	Bright	67.500	68	18Alp Cas	2.2250	4500.0	135	43550	No
147	GOM_NL__2PRFIN20100629_125157_000000522090_00410_43550_6994.N1	29-JUN-2010 12:51:57	Bright	51.500	160	23Gam Per	2.9300	4700.0	103	43550	No
148	GOM_NL__2PRFIN20100629_125522_000000492090_00410_43550_6995.N1	29-JUN-2010 12:55:22	Bright	48.500	73	57Gam1And	2.2600	13100.	97	43550	No
149	GOM_NL__2PRFIN20100629_125756_000000482090_00410_43550_6996.N1	29-JUN-2010 12:57:56	Twi_and_stray	47.500	173	4Bet Tri	3.0040	8900.0	95	43550	No
150	GOM_NL__2PRFIN20100629_130205_000000572090_00410_43550_6997.N1	29-JUN-2010 13:02:05	Dark	56.500	50	13Alp Ari	2.0070	4250.0	113	43550	No
151	GOM_NL__2PRFIN20100629_130701_000000462090_00410_43550_6998.N1	29-JUN-2010 13:07:01	Dark	45.500	94	92Alp Cet	2.5260	3100.0	91	43550	No
152	GOM_NL__2PRFIN20100629_132602_000000512090_00411_43551_6988.N1	29-JUN-2010 13:26:02	Dark	50.500	84	Alp Phe	2.3970	4500.0	101	43551	No
153	GOM_NL__2PRFIN20100629_133233_000000582090_00411_43551_6989.N1	29-JUN-2010 13:32:33	Straylight	57.500	63	Bet Gru	2.1500	2800.0	115	43551	No
154	GOM_NL__2PRFIN20100629_133431_000000502090_00411_43551_6990.N1	29-JUN-2010 13:34:31	Straylight	49.500	31	Alp Gru	1.7340	15200.	99	43551	No
155	GOM_NL__2PRFIN20100629_133703_000000422090_00411_43551_6991.N1	29-JUN-2010 13:37:03	Straylight	42.000	45	Alp Pav	1.9400	26000.	84	43551	No
156	GOM_NL__2PRFIN20100629_134557_000000442090_00411_43551_6992.N1	29-JUN-2010 13:45:57	Twi_and_stray	43.500	38	20Eps Sgr	1.8360	11000.	87	43551	No
157	GOM_NL__2PRFIN20100629_134720_000000492090_00411_43551_6993.N1	29-JUN-2010 13:47:20	Bright	49.000	116	19Del Sgr	2.7000	4100.0	98	43551	No
158	GOM_NL__2PRFIN20100629_134926_000000472090_00411_43551_6994.N1	29-JUN-2010 13:49:26	Bright	47.000	155	41Pi Sgr	2.9000	6600.0	94	43551	No
159	GOM_NL__2PRFIN20100629_135752_000000392090_00411_43551_6995.N1	29-JUN-2010 13:57:52	Bright	38.500	126	60Bet Oph	2.7700	4250.0	77	43551	No
160	GOM_NL__2PRFIN20100629_140013_000000382090_00411_43551_6996.N1	29-JUN-2010 14:00:13	Bright	37.500	59	55Alp Oph	2.0800	8900.0	75	43551	No



161	GOM_NL__2PRFIN20100629_140913_000000482090_00411_43551_6997.N1	29-JUN-2010 14:09:13	Bright	47.500	5	3Alp Lyr	0.033000	11000.	95	43551	No
162	GOM_NL__2PRFIN20100629_141142_000000392090_00411_43551_6998.N1	29-JUN-2010 14:11:42	Bright	39.000	130	23Bet Dra	2.7990	5800.0	78	43551	No
163	GOM_NL__2PRFIN20100629_142050_000000472090_00411_43551_6999.N1	29-JUN-2010 14:20:50	Bright	47.000	89	5Alp Cep	2.4510	8000.0	94	43551	No
164	GOM_NL__2PRFIN20100629_142807_000000692090_00411_43551_7000.N1	29-JUN-2010 14:28:07	Bright	69.000	74	11Bet Cas	2.2680	6600.0	138	43551	No
165	GOM_NL__2PRFIN20100629_142947_000000452090_00411_43551_7001.N1	29-JUN-2010 14:29:47	Bright	44.500	68	18Alp Cas	2.2250	4500.0	89	43551	No
166	GOM_NL__2PRFIN20100629_143233_000000552090_00411_43551_7002.N1	29-JUN-2010 14:32:33	Bright	55.000	160	23Gam Per	2.9300	4700.0	110	43551	No
167	GOM_NL__2PRFIN20100629_143558_000000542090_00411_43551_7003.N1	29-JUN-2010 14:35:58	Bright	53.500	73	57Gam1And	2.2600	13100.	107	43551	No
168	GOM_NL__2PRFIN20100629_143833_000000482090_00411_43551_7004.N1	29-JUN-2010 14:38:33	Tw_i_and_stray	47.500	173	4Bet Tri	3.0040	8900.0	95	43551	No
169	GOM_NL__2PRFIN20100629_144241_000000652090_00411_43551_7005.N1	29-JUN-2010 14:42:41	Dark	65.000	50	13Alp Ari	2.0070	4250.0	130	43551	No
170	GOM_NL__2PRFIN20100629_144738_000000502090_00411_43551_7006.N1	29-JUN-2010 14:47:38	Dark	50.000	94	92Alp Cet	2.5260	3100.0	100	43551	No
171	GOM_NL__2PRFIN20100629_150640_000000482090_00412_43552_6996.N1	29-JUN-2010 15:06:40	Dark	47.500	84	Alp Phe	2.3970	4500.0	95	43552	No
172	GOM_NL__2PRFIN20100629_151310_000000522090_00412_43552_6997.N1	29-JUN-2010 15:13:10	Straylight	52.000	63	Bet Gru	2.1500	2800.0	104	43552	No
173	GOM_NL__2PRFIN20100629_151508_000000532090_00412_43552_6998.N1	29-JUN-2010 15:15:08	Straylight	52.500	31	Alp Gru	1.7340	15200.	105	43552	No
174	GOM_NL__2PRFIN20100629_151740_000000442090_00412_43552_6999.N1	29-JUN-2010 15:17:40	Straylight	43.500	45	Alp Pav	1.9400	26000.	87	43552	No
175	GOM_NL__2PRFIN20100629_152633_000000462090_00412_43552_7000.N1	29-JUN-2010 15:26:33	Tw_i_and_stray	45.500	38	20Eps Sgr	1.8360	11000.	91	43552	No
176	GOM_NL__2PRFIN20100629_152756_000000522090_00412_43552_7001.N1	29-JUN-2010 15:27:56	Bright	51.500	116	19Del Sgr	2.7000	4100.0	103	43552	No
177	GOM_NL__2PRFIN20100629_153002_000000472090_00412_43552_7002.N1	29-JUN-2010 15:30:02	Bright	46.500	155	41Pi Sgr	2.9000	6600.0	93	43552	No
178	GOM_NL__2PRFIN20100629_153828_000000392090_00412_43552_7003.N1	29-JUN-2010 15:38:28	Bright	38.500	126	60Bet Oph	2.7700	4250.0	77	43552	No
179	GOM_NL__2PRFIN20100629_154048_000000402090_00412_43552_7004.N1	29-JUN-2010 15:40:48	Bright	40.000	59	55Alp Oph	2.0800	8900.0	80	43552	No
180	GOM_NL__2PRFIN20100629_154949_000000492090_00412_43552_7005.N1	29-JUN-2010 15:49:49	Bright	49.000	5	3Alp Lyr	0.033000	11000.	98	43552	No
181	GOM_NL__2PRFIN20100629_155218_000000362090_00412_43552_7006.N1	29-JUN-2010 15:52:18	Bright	35.500	130	23Bet Dra	2.7990	5800.0	71	43552	No
182	GOM_NL__2PRFIN20100629_160125_000000472090_00412_43552_7007.N1	29-JUN-2010 16:01:25	Bright	47.000	89	5Alp Cep	2.4510	8000.0	94	43552	No
183	GOM_NL__2PRFIN20100629_160842_000000502090_00412_43552_7008.N1	29-JUN-2010 16:08:42	Bright	50.000	74	11Bet Cas	2.2680	6600.0	100	43552	No
184	GOM_NL__2PRFIN20100629_161022_000000492090_00412_43552_7009.N1	29-JUN-2010 16:10:22	Bright	48.500	68	18Alp Cas	2.2250	4500.0	97	43552	No
185	GOM_NL__2PRFIN20100629_161309_000000552090_00412_43552_7010.N1	29-JUN-2010 16:13:09	Bright	55.000	160	23Gam Per	2.9300	4700.0	110	43552	No
186	GOM_NL__2PRFIN20100629_161634_000000512090_00412_43552_7011.N1	29-JUN-2010 16:16:34	Bright	50.500	73	57Gam1And	2.2600	13100.	101	43552	No
187	GOM_NL__2PRFIN20100629_161909_000000482090_00412_43552_7012.N1	29-JUN-2010 16:19:09	Tw_i_and_stray	48.000	173	4Bet Tri	3.0040	8900.0	96	43552	No
188	GOM_NL__2PRFIN20100629_162318_000000582090_00412_43552_7013.N1	29-JUN-2010 16:23:18	Dark	57.500	50	13Alp Ari	2.0070	4250.0	115	43552	No
189	GOM_NL__2PRFIN20100629_162814_000000522090_00412_43552_7014.N1	29-JUN-2010 16:28:14	Dark	51.500	94	92Alp Cet	2.5260	3100.0	103	43552	No
190	GOM_NL__2PRFIN20100629_164717_000000482090_00413_43553_7004.N1	29-JUN-2010 16:47:17	Dark	47.500	84	Alp Phe	2.3970	4500.0	95	43553	No
191	GOM_NL__2PRFIN20100629_165347_000000512090_00413_43553_7005.N1	29-JUN-2010 16:53:47	Straylight	51.000	63	Bet Gru	2.1500	2800.0	102	43553	No
192	GOM_NL__2PRFIN20100629_165545_000000502090_00413_43553_7006.N1	29-JUN-2010 16:55:45	Straylight	50.000	31	Alp Gru	1.7340	15200.	100	43553	No
193	GOM_NL__2PRFIN20100629_165816_000000412090_00413_43553_7007.N1	29-JUN-2010 16:58:16	Straylight	41.000	45	Alp Pav	1.9400	26000.	82	43553	No
194	GOM_NL__2PRFIN20100629_170710_000000452090_00413_43553_7008.N1	29-JUN-2010 17:07:10	Tw_i_and_stray	44.500	38	20Eps Sgr	1.8360	11000.	89	43553	No
195	GOM_NL__2PRFIN20100629_170832_000000482090_00413_43553_7009.N1	29-JUN-2010 17:08:32	Bright	48.000	116	19Del Sgr	2.7000	4100.0	96	43553	No
196	GOM_NL__2PRFIN20100629_171038_000000462090_00413_43553_7010.N1	29-JUN-2010 17:10:38	Bright	46.000	155	41Pi Sgr	2.9000	6600.0	92	43553	No
197	GOM_NL__2PRFIN20100629_171904_000000382090_00413_43553_7011.N1	29-JUN-2010 17:19:04	Bright	37.500	126	60Bet Oph	2.7700	4250.0	75	43553	No
198	GOM_NL__2PRFIN20100629_172125_000000402090_00413_43553_7012.N1	29-JUN-2010 17:21:25	Bright	40.000	59	55Alp Oph	2.0800	8900.0	80	43553	No
199	GOM_NL__2PRFIN20100629_173024_000000502090_00413_43553_7013.N1	29-JUN-2010 17:30:24	Bright	49.500	5	3Alp Lyr	0.033000	11000.	99	43553	No
200	GOM_NL__2PRFIN20100629_173254_000000392090_00413_43553_7014.N1	29-JUN-2010 17:32:54	Bright	38.500	130	23Bet Dra	2.7990	5800.0	77	43553	No
201	GOM_NL__2PRFIN20100629_174200_000000472090_00413_43553_7015.N1	29-JUN-2010 17:42:00	Bright	47.000	89	5Alp Cep	2.4510	8000.0	94	43553	No
202	GOM_NL__2PRFIN20100629_174918_000000482090_00413_43553_7016.N1	29-JUN-2010 17:49:18	Bright	48.000	74	11Bet Cas	2.2680	6600.0	96	43553	No
203	GOM_NL__2PRFIN20100629_175058_000000512090_00413_43553_7017.N1	29-JUN-2010 17:50:58	Bright	51.000	68	18Alp Cas	2.2250	4500.0	102	43553	No
204	GOM_NL__2PRFIN20100629_175345_000000412090_00413_43553_7018.N1	29-JUN-2010 17:53:45	Bright	41.000	160	23Gam Per	2.9300	4700.0	82	43553	No
205	GOM_NL__2PRFIN20100629_175710_000000512090_00413_43553_7019.N1	29-JUN-2010 17:57:10	Bright	51.000	73	57Gam1And	2.2600	13100.	102	43553	No
206	GOM_NL__2PRFIN20100629_175945_000000502090_00413_43553_7020.N1	29-JUN-2010 17:59:45	Tw_i_and_stray	49.500	173	4Bet Tri	3.0040	8900.0	99	43553	No
207	GOM_NL__2PRFIN20100629_180354_000000602090_00413_43553_7021.N1	29-JUN-2010 18:03:54	Dark	59.500	50	13Alp Ari	2.0070	4250.0	119	43553	No
208	GOM_NL__2PRFIN20100629_180850_000000492090_00413_43553_7022.N1	29-JUN-2010 18:08:50	Dark	48.500	94	92Alp Cet	2.5260	3100.0	97	43553	No
209	GOM_NL__2PRFIN20100629_182754_000000492090_00414_43554_7012.N1	29-JUN-2010 18:27:54	Dark	49.000	84	Alp Phe	2.3970	4500.0	98	43554	No
210	GOM_NL__2PRFIN20100629_183424_000000622090_00414_43554_7013.N1	29-JUN-2010 18:34:24	Straylight	62.000	63	Bet Gru	2.1500	2800.0	124	43554	No
211	GOM_NL__2PRFIN20100629_183621_000000572090_00414_43554_7014.N1	29-JUN-2010 18:36:21	Straylight	57.000	31	Alp Gru	1.7340	15200.	114	43554	No
212	GOM_NL__2PRFIN20100629_183853_000000422090_00414_43554_7015.N1	29-JUN-2010 18:38:53	Straylight	42.000	45	Alp Pav	1.9400	26000.	84	43554	No
213	GOM_NL__2PRFIN20100629_184746_000000452090_00414_43554_7016.N1	29-JUN-2010 18:47:46	Tw_i_and_stray	44.500	38	20Eps Sgr	1.8360	11000.	89	43554	No
214	GOM_NL__2PRFIN20100629_184908_000000482090_00414_43554_7017.N1	29-JUN-2010 18:49:08	Bright	47.500	116	19Del Sgr	2.7000	4100.0	95	43554	No
215	GOM_NL__2PRFIN20100629_185114_000000462090_00414_43554_7018.N1	29-JUN-2010 18:51:14	Bright	46.000	155	41Pi Sgr	2.9000	6600.0	92	43554	No
216	GOM_NL__2PRFIN20100629_185940_000000372090_00414_43554_7019.N1	29-JUN-2010 18:59:40	Bright	37.000	126	60Bet Oph	2.7700	4250.0	74	43554	No
217	GOM_NL__2PRFIN20100629_190200_000000392090_00414_43554_7020.N1	29-JUN-2010 19:02:00	Bright	39.000	59	55Alp Oph	2.0800	8900.0	78	43554	No
218	GOM_NL__2PRFIN20100629_191100_000000472090_00414_43554_7021.N1	29-JUN-2010 19:11:00	Bright	47.000	5	3Alp Lyr	0.033000	11000.	94	43554	No
219	GOM_NL__2PRFIN20100629_191330_000000402090_00414_43554_7022.N1	29-JUN-2010 19:13:30	Bright	39.500	130	23Bet Dra	2.7990	5800.0	79	43554	No

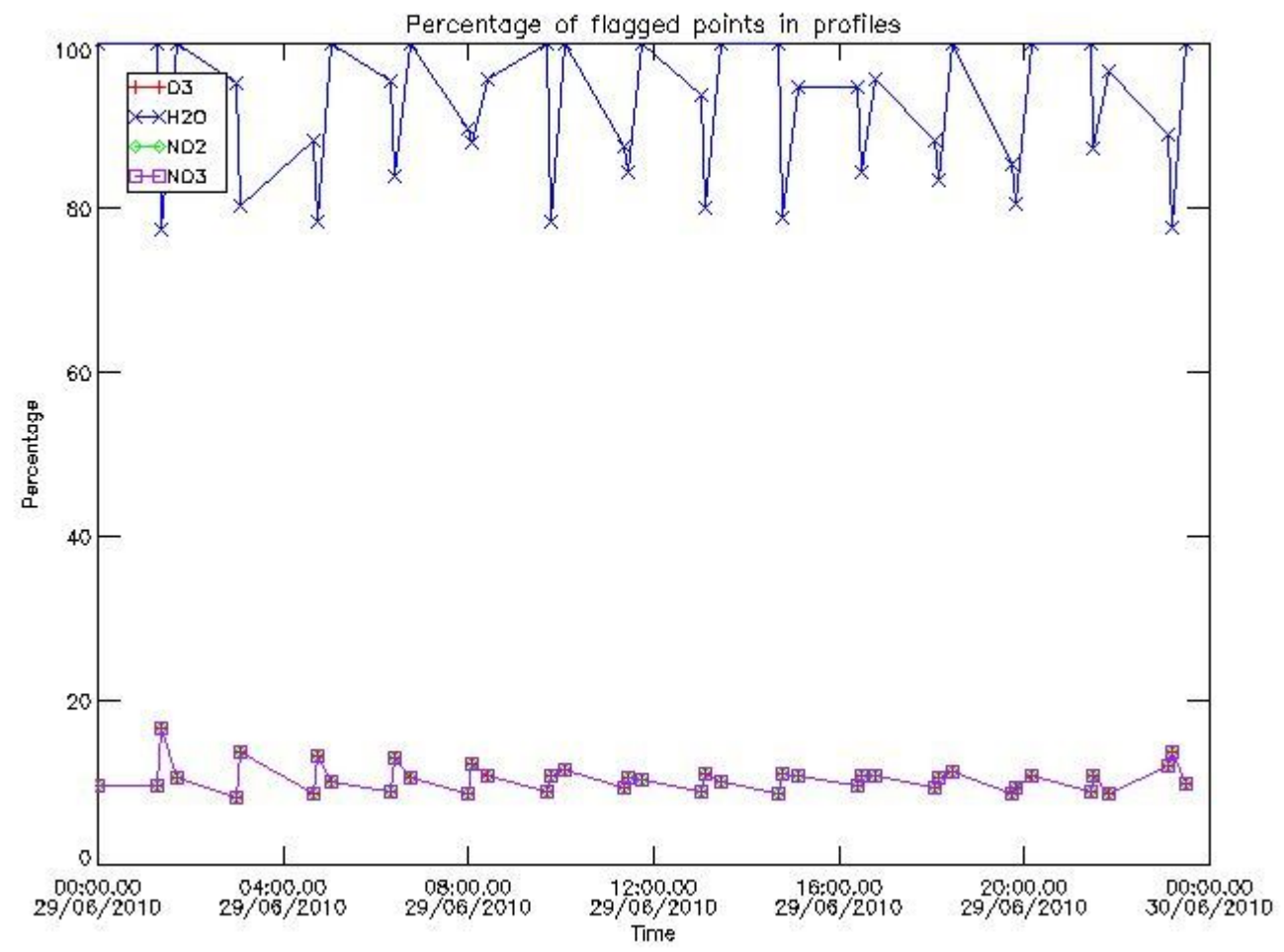
220	GOM_NL__2PRFIN20100629_192235_000000492090_00414_43554_7023.N1	29-JUN-2010 19:22:35	Bright	48.500	89	5Alp Cep	2.4510	8000.0	97	43554	No
221	GOM_NL__2PRFIN20100629_192953_000000632090_00414_43554_7024.N1	29-JUN-2010 19:29:53	Bright	62.500	74	11Bet Cas	2.2680	6600.0	125	43554	No
222	GOM_NL__2PRFIN20100629_193133_000000492090_00414_43554_7025.N1	29-JUN-2010 19:31:33	Bright	48.500	68	18Alp Cas	2.2250	4500.0	97	43554	No
223	GOM_NL__2PRFIN20100629_193421_000000552090_00414_43554_7026.N1	29-JUN-2010 19:34:21	Bright	55.000	160	23Gam Per	2.9300	4700.0	110	43554	No
224	GOM_NL__2PRFIN20100629_193746_000000522090_00414_43554_7027.N1	29-JUN-2010 19:37:46	Bright	52.000	73	57Gam1And	2.2600	13100.	104	43554	No
225	GOM_NL__2PRFIN20100629_194021_000000492090_00414_43554_7028.N1	29-JUN-2010 19:40:21	Tw_i_and_stray	49.000	173	4Bet Tri	3.0040	8900.0	98	43554	No
226	GOM_NL__2PRFIN20100629_194431_000000592090_00414_43554_7029.N1	29-JUN-2010 19:44:31	Dark	58.500	50	13Alp Ari	2.0070	4250.0	117	43554	No
227	GOM_NL__2PRFIN20100629_194926_000000542090_00414_43554_7030.N1	29-JUN-2010 19:49:26	Dark	54.000	94	92Alp Cet	2.5260	3100.0	108	43554	No
228	GOM_NL__2PRFIN20100629_200831_000000482090_00415_43555_7020.N1	29-JUN-2010 20:08:31	Dark	47.500	84	Alp Phe	2.3970	4500.0	95	43555	No
229	GOM_NL__2PRFIN20100629_201501_000000562090_00415_43555_7021.N1	29-JUN-2010 20:15:01	Straylight	56.000	63	Bet Gru	2.1500	2800.0	112	43555	No
230	GOM_NL__2PRFIN20100629_201658_000000542090_00415_43555_7022.N1	29-JUN-2010 20:16:58	Straylight	53.500	31	Alp Gru	1.7340	15200.	107	43555	No
231	GOM_NL__2PRFIN20100629_201929_000000432090_00415_43555_7023.N1	29-JUN-2010 20:19:29	Straylight	43.000	45	Alp Pav	1.9400	26000.	86	43555	No
232	GOM_NL__2PRFIN20100629_202822_000000432090_00415_43555_7024.N1	29-JUN-2010 20:28:22	Tw_i_and_stray	42.500	38	20Eps Sgr	1.8360	11000.	85	43555	No
233	GOM_NL__2PRFIN20100629_202944_000000522090_00415_43555_7025.N1	29-JUN-2010 20:29:44	Bright	51.500	116	19Del Sgr	2.7000	4100.0	103	43555	No
234	GOM_NL__2PRFIN20100629_203150_000000472090_00415_43555_7026.N1	29-JUN-2010 20:31:50	Bright	47.000	155	41Pi Sgr	2.9000	6600.0	94	43555	No
235	GOM_NL__2PRFIN20100629_204016_000000372090_00415_43555_7027.N1	29-JUN-2010 20:40:16	Bright	37.000	126	60Bet Oph	2.7700	4250.0	74	43555	No
236	GOM_NL__2PRFIN20100629_204236_000000382090_00415_43555_7028.N1	29-JUN-2010 20:42:36	Bright	37.500	59	55Alp Oph	2.0800	8900.0	75	43555	No
237	GOM_NL__2PRFIN20100629_205135_000000422090_00415_43555_7029.N1	29-JUN-2010 20:51:35	Bright	42.000	5	3Alp Lyr	0.033000	11000.	84	43555	No
238	GOM_NL__2PRFIN20100629_205406_000000402090_00415_43555_7030.N1	29-JUN-2010 20:54:06	Bright	40.000	130	23Bet Dra	2.7990	5800.0	80	43555	No
239	GOM_NL__2PRFIN20100629_210311_000000482090_00415_43555_7031.N1	29-JUN-2010 21:03:11	Bright	48.000	89	5Alp Cep	2.4510	8000.0	96	43555	No
240	GOM_NL__2PRFIN20100629_211029_000000492090_00415_43555_7032.N1	29-JUN-2010 21:10:29	Bright	48.500	74	11Bet Cas	2.2680	6600.0	97	43555	No
241	GOM_NL__2PRFIN20100629_211209_000000692090_00415_43555_7033.N1	29-JUN-2010 21:12:09	Bright	69.000	68	18Alp Cas	2.2250	4500.0	138	43555	No
242	GOM_NL__2PRFIN20100629_211457_000000552090_00415_43555_7034.N1	29-JUN-2010 21:14:57	Bright	55.000	160	23Gam Per	2.9300	4700.0	110	43555	No
243	GOM_NL__2PRFIN20100629_211821_000000632090_00415_43555_7035.N1	29-JUN-2010 21:18:21	Bright	63.000	73	57Gam1And	2.2600	13100.	126	43555	No
244	GOM_NL__2PRFIN20100629_212057_000000472090_00415_43555_7036.N1	29-JUN-2010 21:20:57	Tw_i_and_stray	47.000	173	4Bet Tri	3.0040	8900.0	94	43555	No
245	GOM_NL__2PRFIN20100629_212507_000000572090_00415_43555_7037.N1	29-JUN-2010 21:25:07	Dark	57.000	50	13Alp Ari	2.0070	4250.0	114	43555	No
246	GOM_NL__2PRFIN20100629_213003_000000472090_00415_43555_7038.N1	29-JUN-2010 21:30:03	Dark	47.000	94	92Alp Cet	2.5260	3100.0	94	43555	No
247	GOM_NL__2PRFIN20100629_214908_000000592090_00416_43556_7028.N1	29-JUN-2010 21:49:08	Dark	58.500	84	Alp Phe	2.3970	4500.0	117	43556	No
248	GOM_NL__2PRFIN20100629_215538_000000532090_00416_43556_7029.N1	29-JUN-2010 21:55:38	Straylight	52.500	63	Bet Gru	2.1500	2800.0	105	43556	No
249	GOM_NL__2PRFIN20100629_215735_000000492090_00416_43556_7030.N1	29-JUN-2010 21:57:35	Straylight	49.000	31	Alp Gru	1.7340	15200.	98	43556	No
250	GOM_NL__2PRFIN20100629_220005_000000392090_00416_43556_7031.N1	29-JUN-2010 22:00:05	Straylight	39.000	45	Alp Pav	1.9400	26000.	78	43556	No
251	GOM_NL__2PRFIN20100629_220858_000000432090_00416_43556_7032.N1	29-JUN-2010 22:08:58	Tw_i_and_stray	42.500	38	20Eps Sgr	1.8360	11000.	85	43556	No
252	GOM_NL__2PRFIN20100629_221020_000000552090_00416_43556_7033.N1	29-JUN-2010 22:10:20	Bright	55.000	116	19Del Sgr	2.7000	4100.0	110	43556	No
253	GOM_NL__2PRFIN20100629_221226_000000462090_00416_43556_7034.N1	29-JUN-2010 22:12:26	Bright	46.000	155	41Pi Sgr	2.9000	6600.0	92	43556	No
254	GOM_NL__2PRFIN20100629_222052_000000372090_00416_43556_7035.N1	29-JUN-2010 22:20:52	Bright	37.000	126	60Bet Oph	2.7700	4250.0	74	43556	No
255	GOM_NL__2PRFIN20100629_222312_000000392090_00416_43556_7036.N1	29-JUN-2010 22:23:12	Bright	38.500	59	55Alp Oph	2.0800	8900.0	77	43556	No
256	GOM_NL__2PRFIN20100629_223211_000000412090_00416_43556_7037.N1	29-JUN-2010 22:32:11	Bright	41.000	5	3Alp Lyr	0.033000	11000.	82	43556	No
257	GOM_NL__2PRFIN20100629_223441_000000402090_00416_43556_7038.N1	29-JUN-2010 22:34:41	Bright	40.000	130	23Bet Dra	2.7990	5800.0	80	43556	No
258	GOM_NL__2PRFIN20100629_224346_000000472090_00416_43556_7039.N1	29-JUN-2010 22:43:46	Bright	47.000	89	5Alp Cep	2.4510	8000.0	94	43556	No
259	GOM_NL__2PRFIN20100629_225104_000000492090_00416_43556_7040.N1	29-JUN-2010 22:51:04	Bright	48.500	74	11Bet Cas	2.2680	6600.0	97	43556	No
260	GOM_NL__2PRFIN20100629_225244_000000492090_00416_43556_7041.N1	29-JUN-2010 22:52:44	Bright	49.000	68	18Alp Cas	2.2250	4500.0	98	43556	No
261	GOM_NL__2PRFIN20100629_225533_000000552090_00416_43556_7042.N1	29-JUN-2010 22:55:33	Bright	55.000	160	23Gam Per	2.9300	4700.0	110	43556	No
262	GOM_NL__2PRFIN20100629_225857_000000492090_00416_43556_7043.N1	29-JUN-2010 22:58:57	Bright	48.500	73	57Gam1And	2.2600	13100.	97	43556	No
263	GOM_NL__2PRFIN20100629_230133_000000512090_00416_43556_7044.N1	29-JUN-2010 23:01:33	Tw_i_and_stray	50.500	173	4Bet Tri	3.0040	8900.0	101	43556	No
264	GOM_NL__2PRFIN20100629_230543_000000602090_00416_43556_7045.N1	29-JUN-2010 23:05:43	Dark	59.500	50	13Alp Ari	2.0070	4250.0	119	43556	No
265	GOM_NL__2PRFIN20100629_231039_000000402090_00416_43556_7046.N1	29-JUN-2010 23:10:39	Dark	40.000	94	92Alp Cet	2.5260	3100.0	80	43556	No
266	GOM_NL__2PRFIN20100629_232944_000000562090_00417_43557_7036.N1	29-JUN-2010 23:29:44	Dark	56.000	84	Alp Phe	2.3970	4500.0	112	43557	No
267	GOM_NL__2PRFIN20100629_233615_000000522090_00417_43557_7037.N1	29-JUN-2010 23:36:15	Straylight	51.500	63	Bet Gru	2.1500	2800.0	103	43557	No
268	GOM_NL__2PRFIN20100629_233812_000000492090_00417_43557_7038.N1	29-JUN-2010 23:38:12	Straylight	48.500	31	Alp Gru	1.7340	15200.	97	43557	No
269	GOM_NL__2PRFIN20100629_234042_000000412090_00417_43557_7039.N1	29-JUN-2010 23:40:42	Straylight	41.000	45	Alp Pav	1.9400	26000.	82	43557	No
270	GOM_NL__2PRFIN20100629_234934_000000442090_00417_43557_7040.N1	29-JUN-2010 23:49:34	Tw_i_and_stray	44.000	38	20Eps Sgr	1.8360	11000.	88	43557	No
271	GOM_NL__2PRFIN20100629_235057_000000522090_00417_43557_7041.N1	29-JUN-2010 23:50:57	Bright	51.500	116	19Del Sgr	2.7000	4100.0	103	43557	No
272	GOM_NL__2PRFIN20100629_235302_000000482090_00417_43557_7042.N1	29-JUN-2010 23:53:02	Bright	47.500	155	41Pi Sgr	2.9000	6600.0	95	43557	No

### 3. Quality information per product

In this section it is plotted some information contained in the Quality Summary data set of the level 2 products. Only products in dark limb conditions and without errors (error flag in

the MPH set to "0") are used.

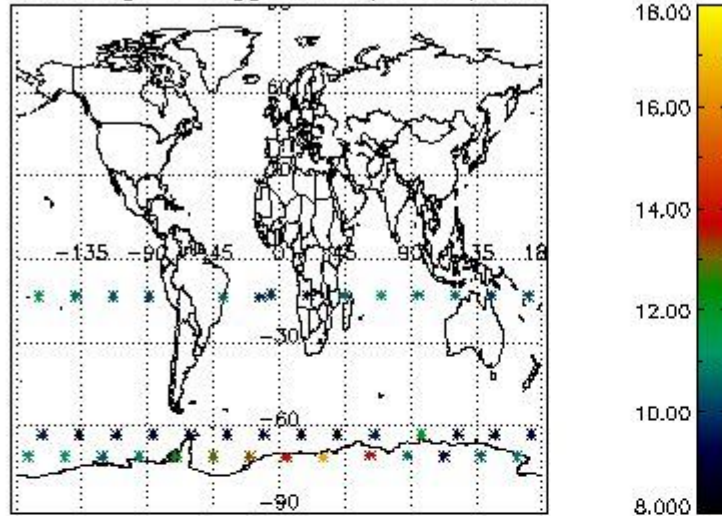
### 3.1 Plot quality information per product (time dependant)



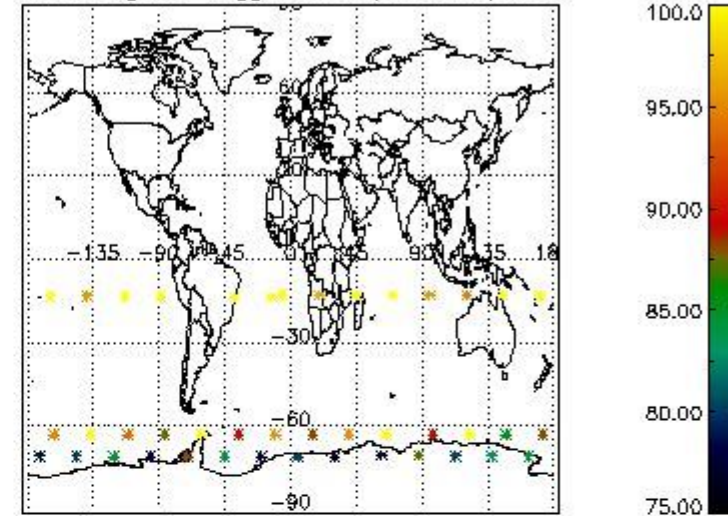
### 3.2 Plot quality information per product (world map)



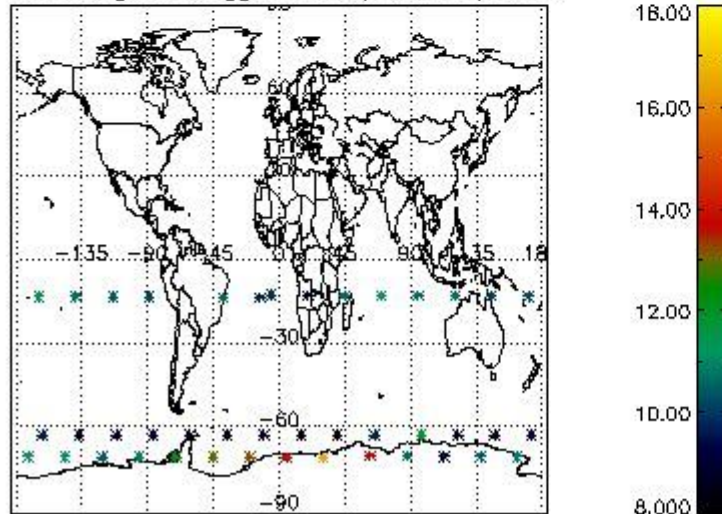
Percentage of flagged data per O3 profile



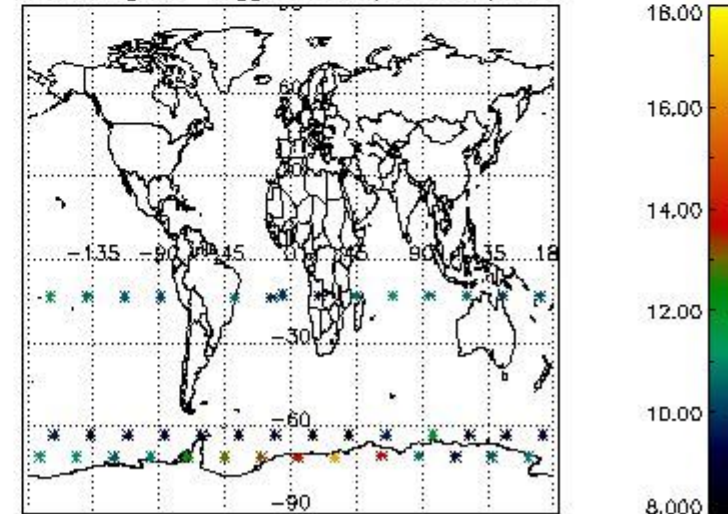
Percentage of flagged data per H2O profile



Percentage of flagged data per NO2 profile



Percentage of flagged data per NO3 profile

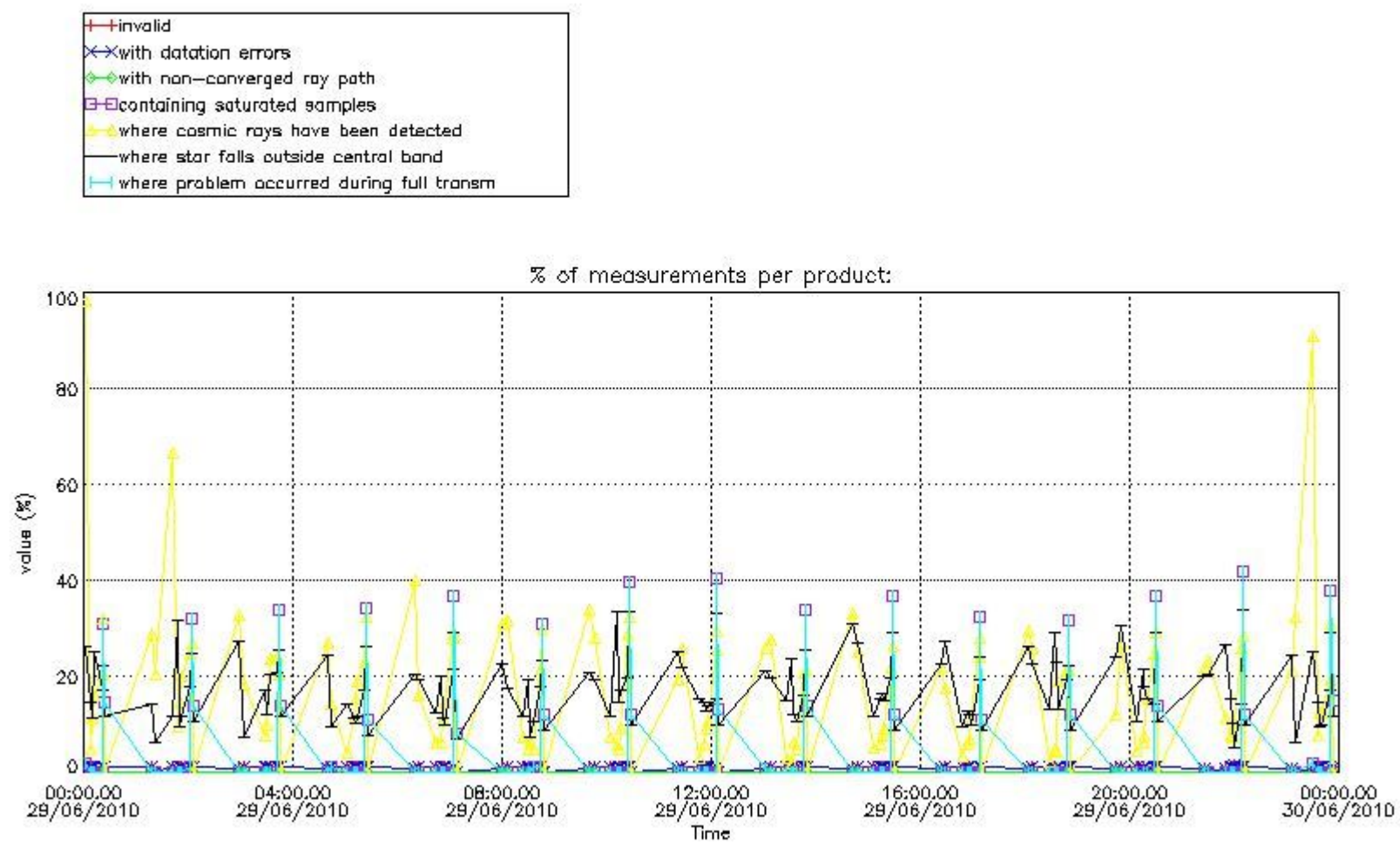


#### 4. Level 1 quality information per product

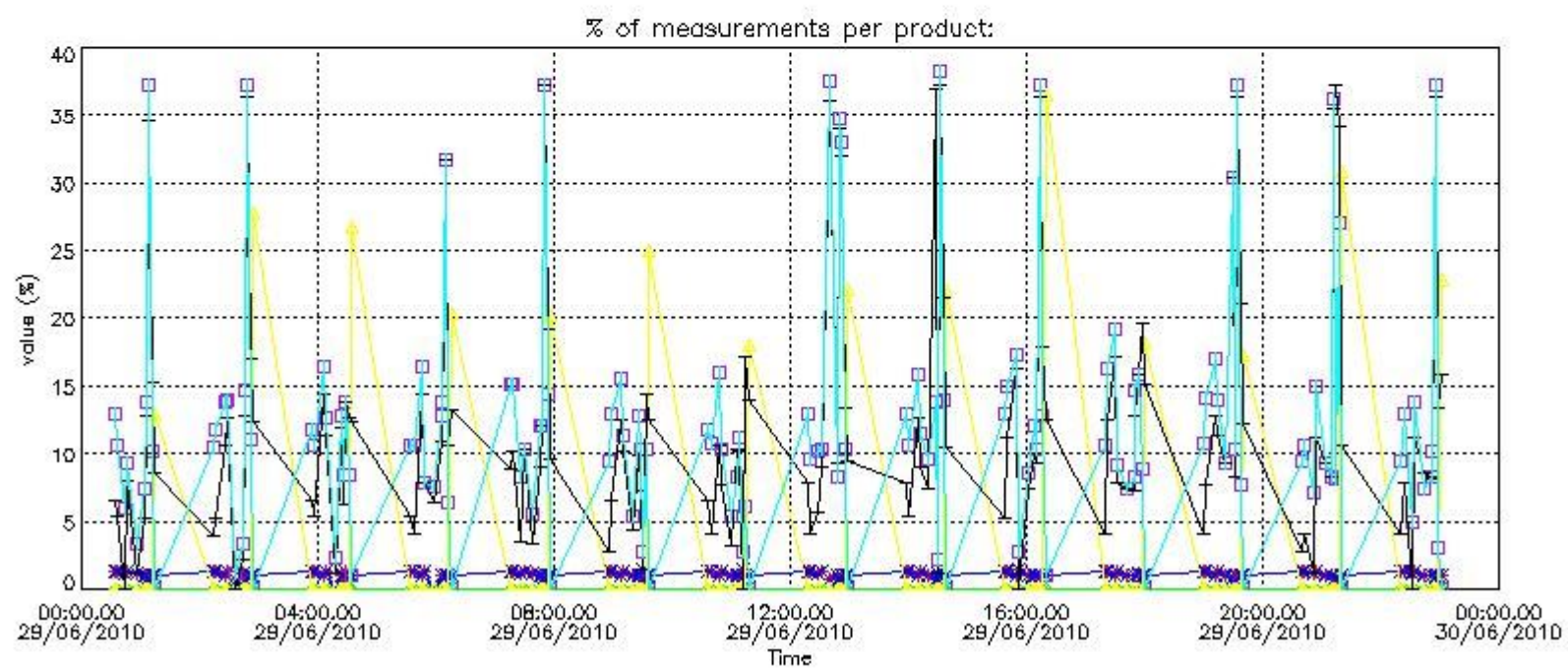
In this section it is plotted some information contained in the Quality Summary data set of the level 2 products that comes from the level 1b processing. Products without errors (error flag in the MPH set to "0") are used.

##### 4.1 Plot quality information per product (time dependant) coming from level 1b processing

##### 4.1.1 Plot level 1 quality information per product (time dependant): ENVISAT ASCENDING passes



4.1.2 Plot level 1 quality information per product (time dependant): ENVI SAT DESCENDING passes

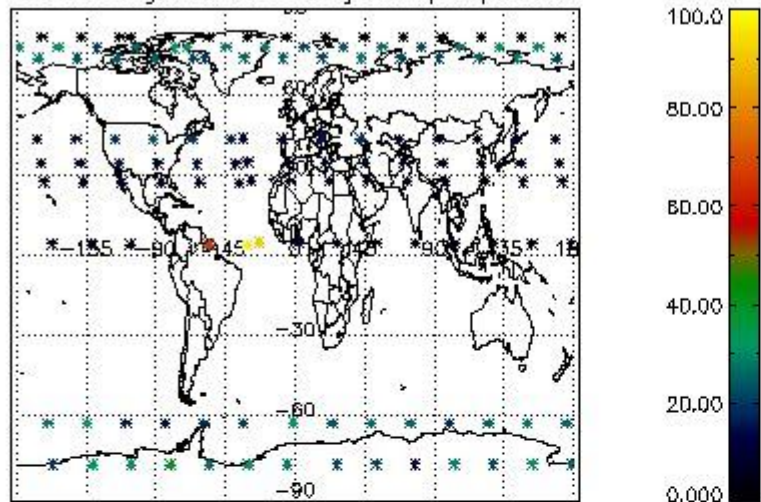


#### 4.2 Plot quality information per product coming from level 1b processing (world map)

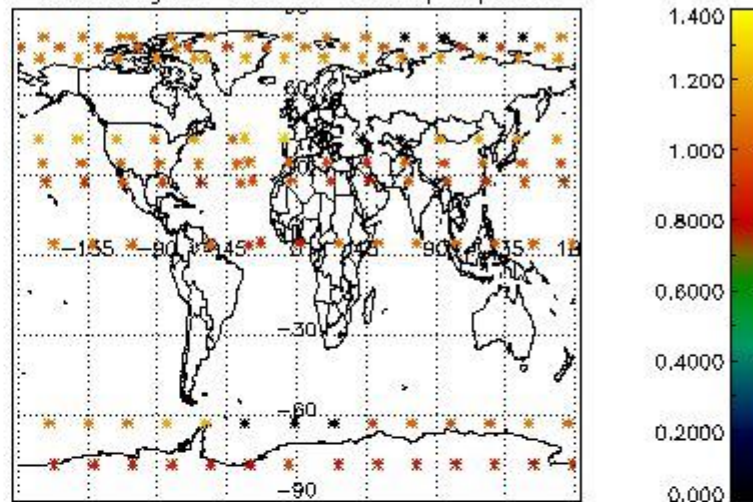
##### 4.2.1 Plot level 1 quality information per product (world map): ENVISAT ASCENDING passes



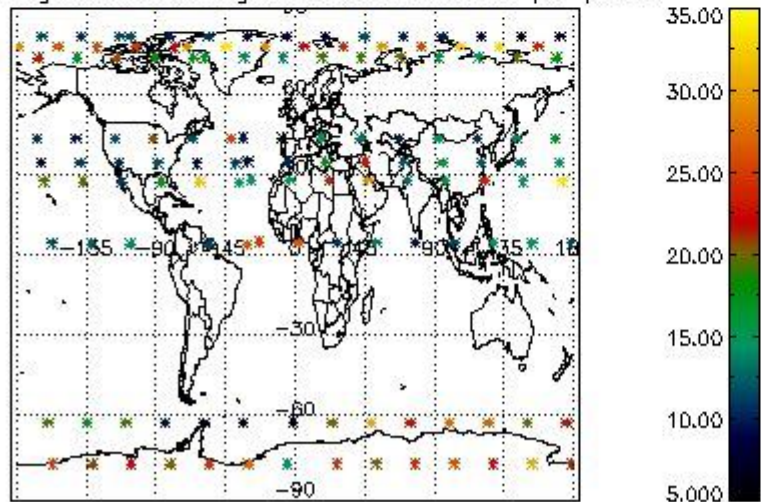
Percentage of cosmic ray hits per profile



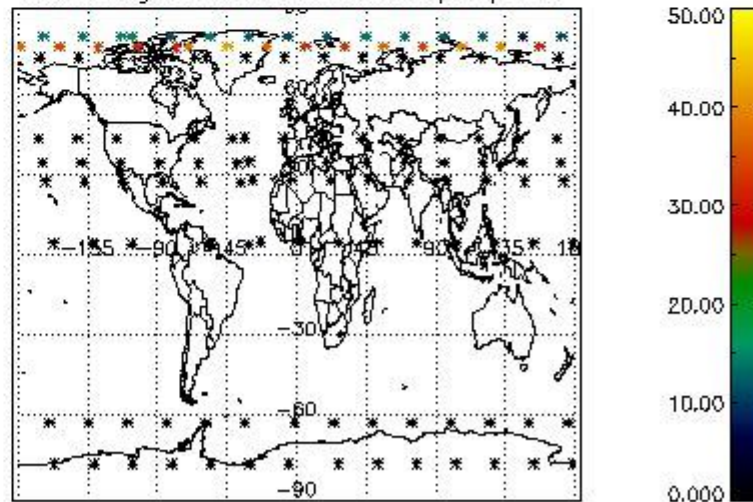
Percentage of datation errors per profile



Percentage of star falling outside central band per profile

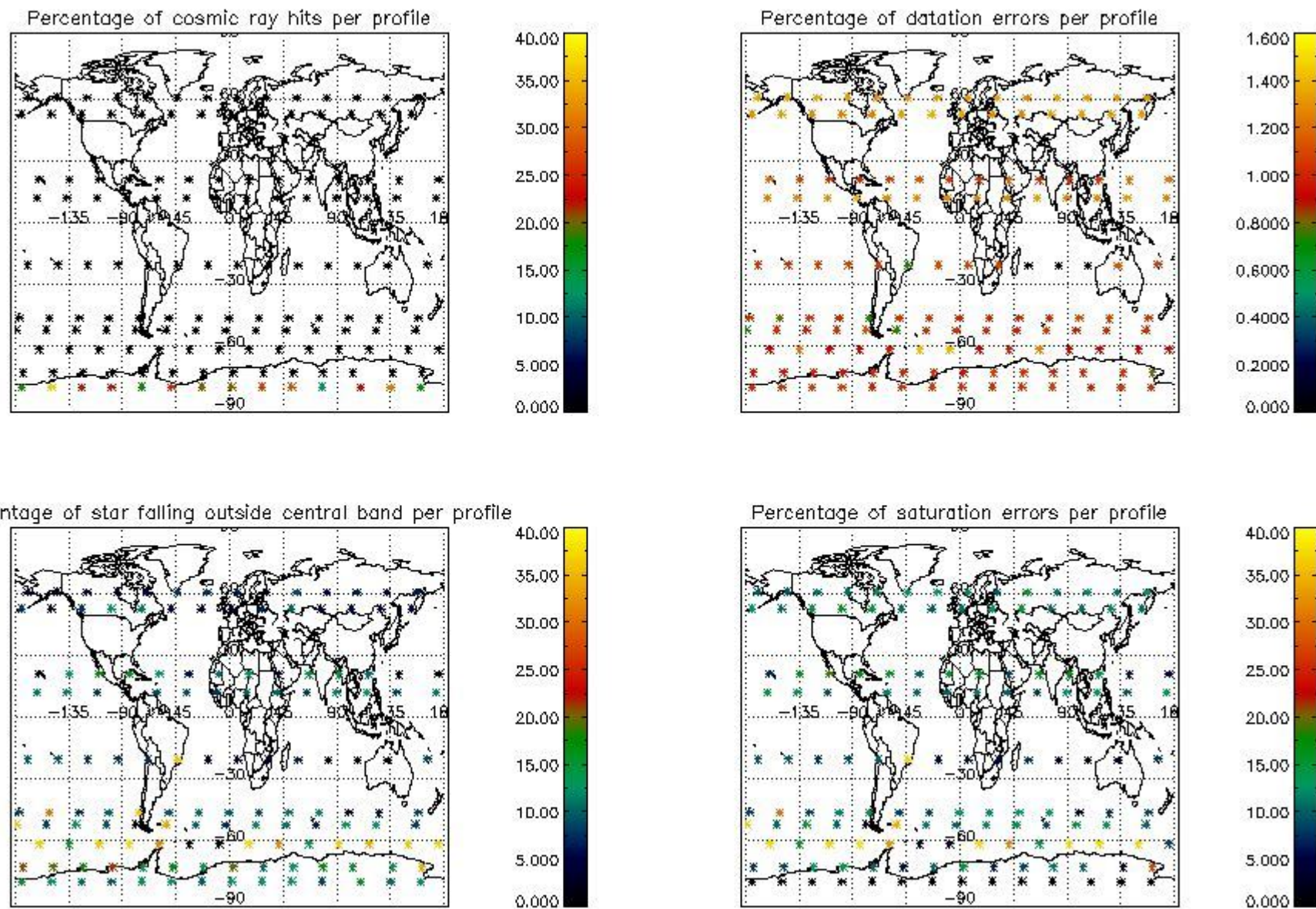


Percentage of saturation errors per profile



4.2.2 Plot level 1 quality information per product (world map): ENVISAT DESCENDING passes





## 5. Trace gas profiles

### 5.1 Ozone statistics based on quality of products

The final quality of the products can be "measured" using the STD (Standard Deviation) attached to every point profile. This information is written to the parameter GOM\_NL\_\_2P/NL\_LOCAL\_SPECIES\_DENSITY/o3\_std of the level 2 products. The table below shows the statistics for given STD ranges.

The statistics are given with respect to the overall valid production:

- Products without fatal errors: GOM\_NL\_\_2P/MPH/PRODUCT\_ERR=0
- Valid point profile: GOM\_NL\_\_2P/NL\_LOCAL\_SPECIES\_DENSITY/pcd(0)=0

The 'Criteria' is applied to valid points of dark limb products:

- Products in dark limb illumination condition: GOM\_NL\_\_2P/NL\_SUMMARY\_QUALITY/obs\_ill\_cond=0
- Products without fatal errors: GOM\_NL\_\_2P/MPH/PRODUCT\_ERR=0
- Valid point profile: GOM\_NL\_\_2P/NL\_LOCAL\_SPECIES\_DENSITY/pcd(0)=0

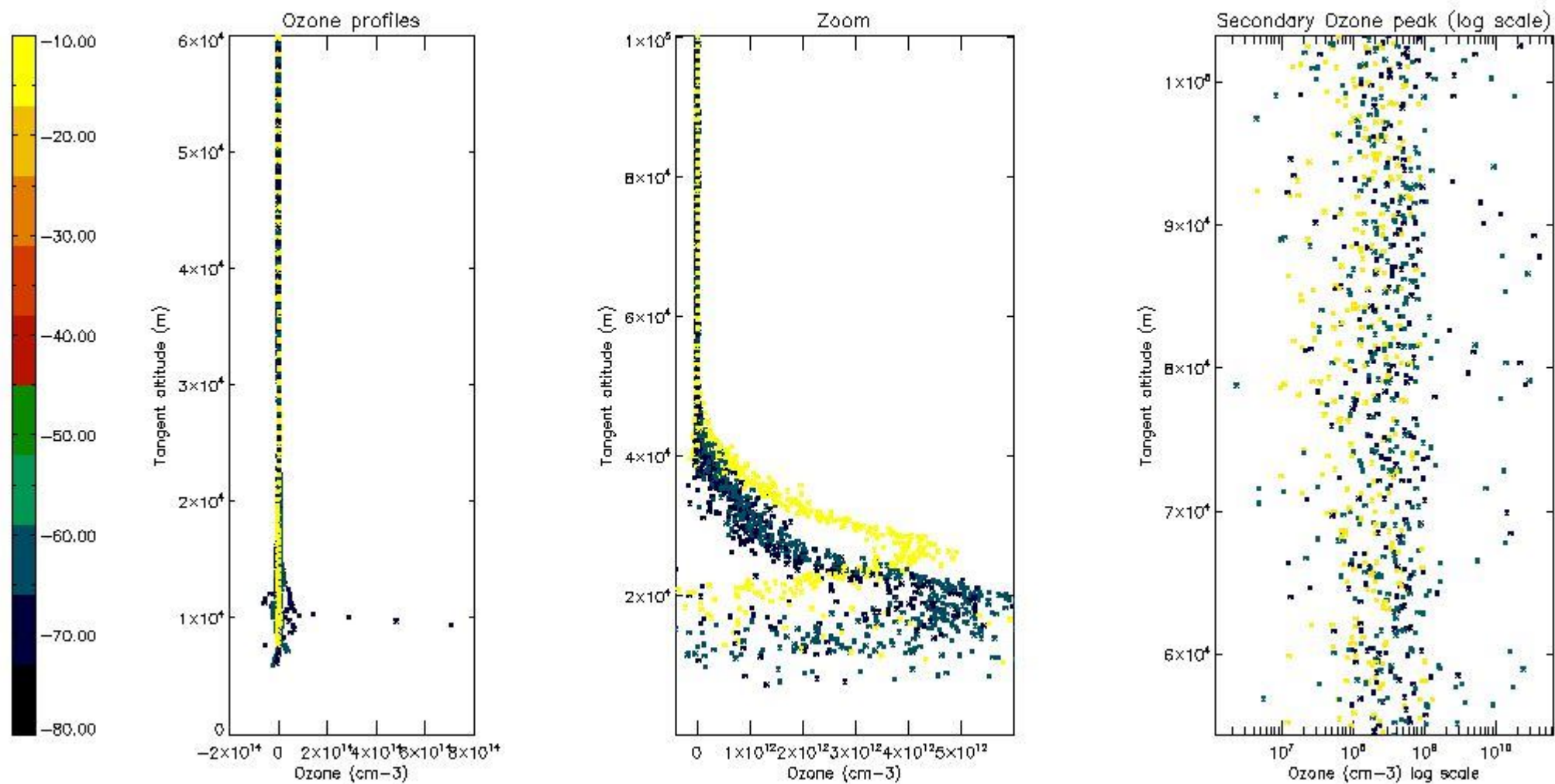
So, the table below shows the percentage of dark limb and valid observations for each criteria with respect to the overall valid daily observations.

Criteria	% of total production
All STD	17
STD < 20	4

STD < 10	2
STD < 5	0

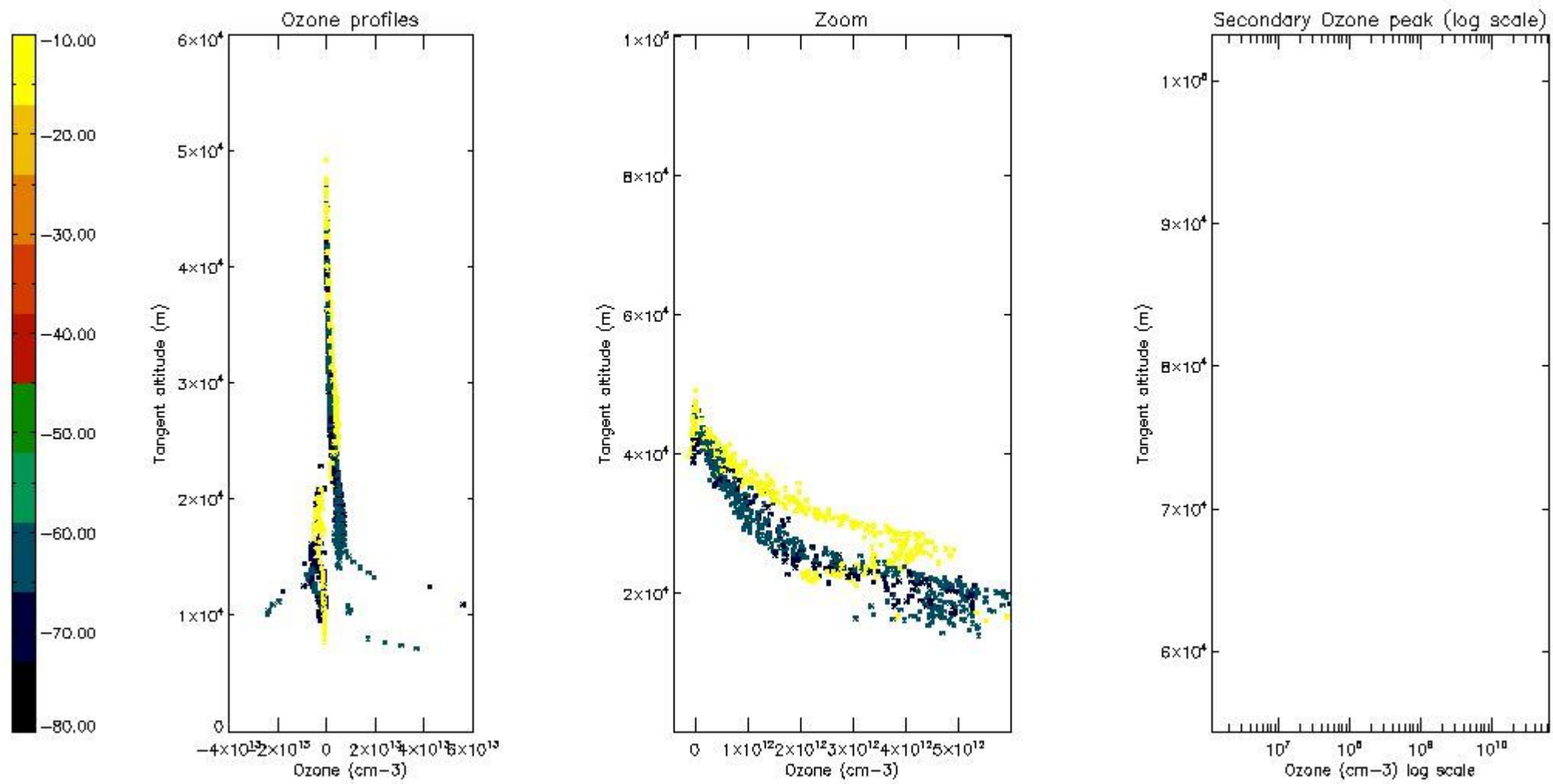
5.2 Plot ozone profiles for all STD (dark without errors)

The colorbar represents the latitude.



5.3 Plot ozone profiles where STD < 20% (dark without errors)

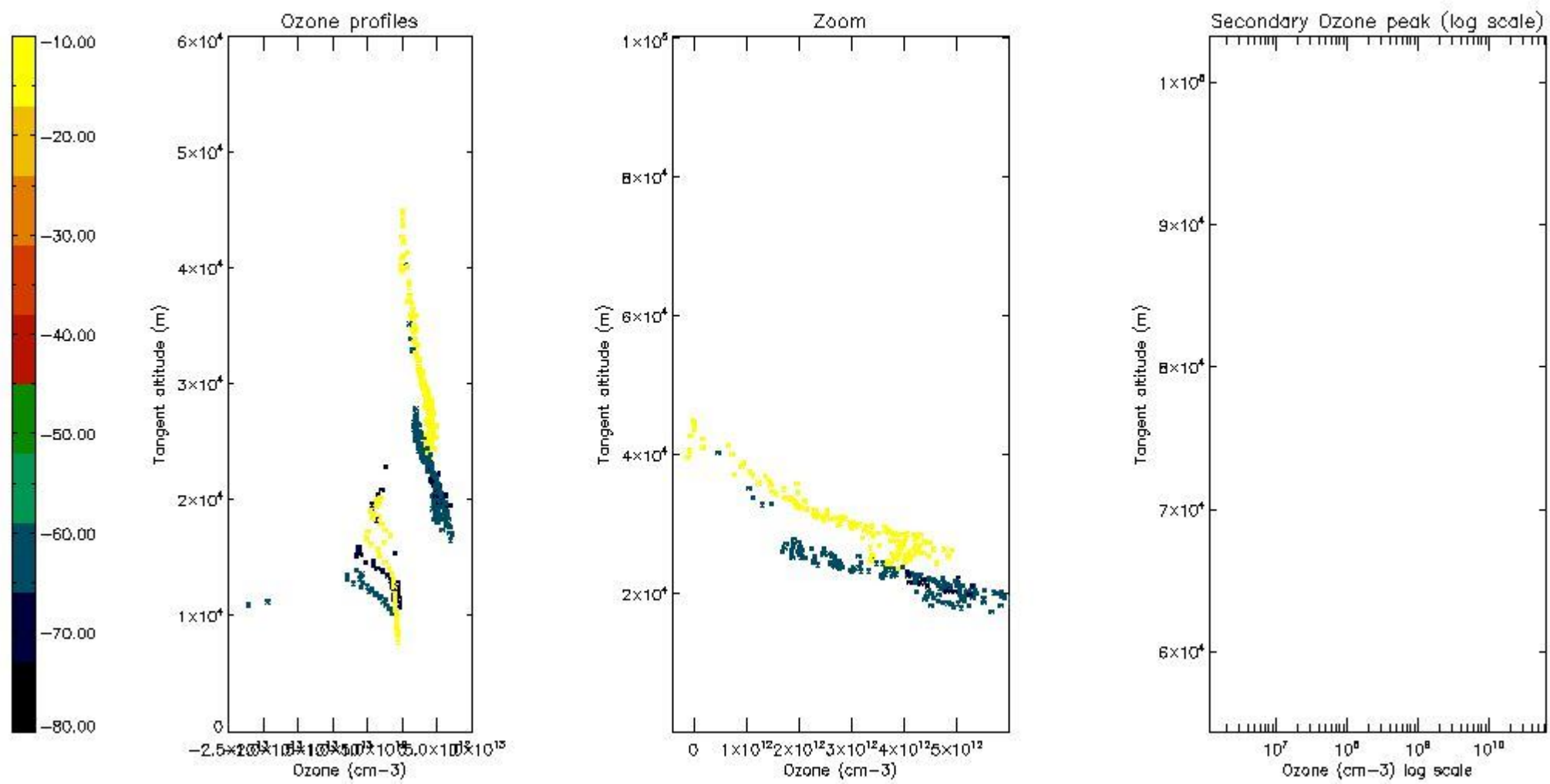
The colorbar represents the latitude.



*5.4 Plot ozone profiles where STD < 10% (dark without errors)*

The colorbar represents the latitude.

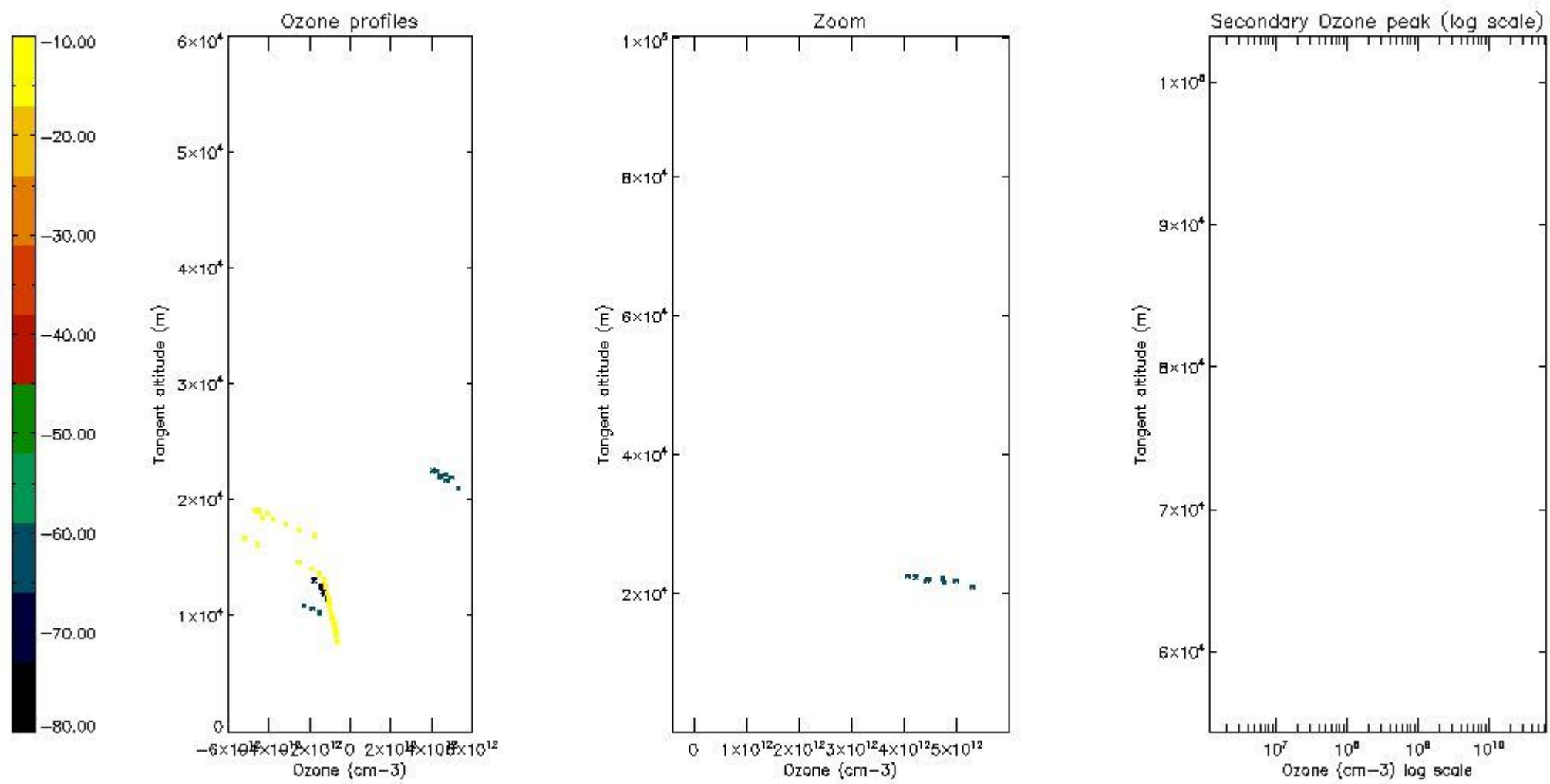




*5.5 Plot ozone profiles where  $STD < 5\%$  (dark without errors)*

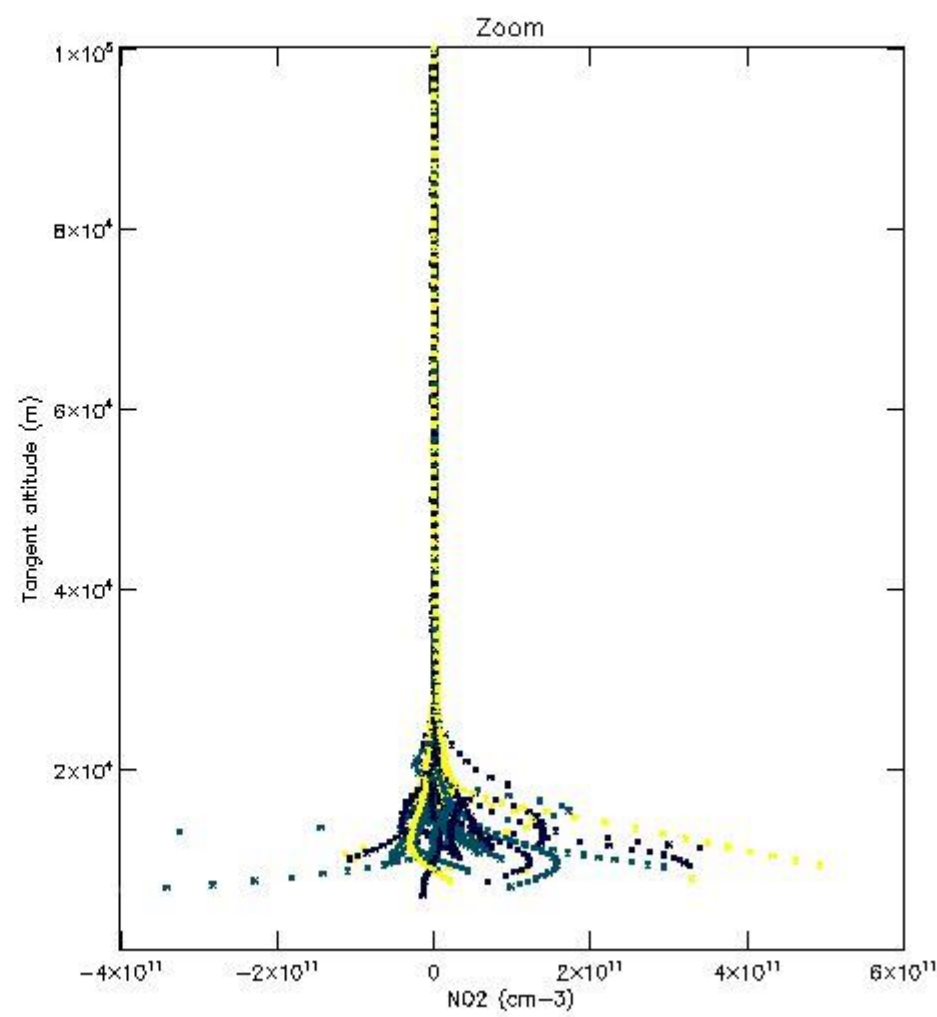
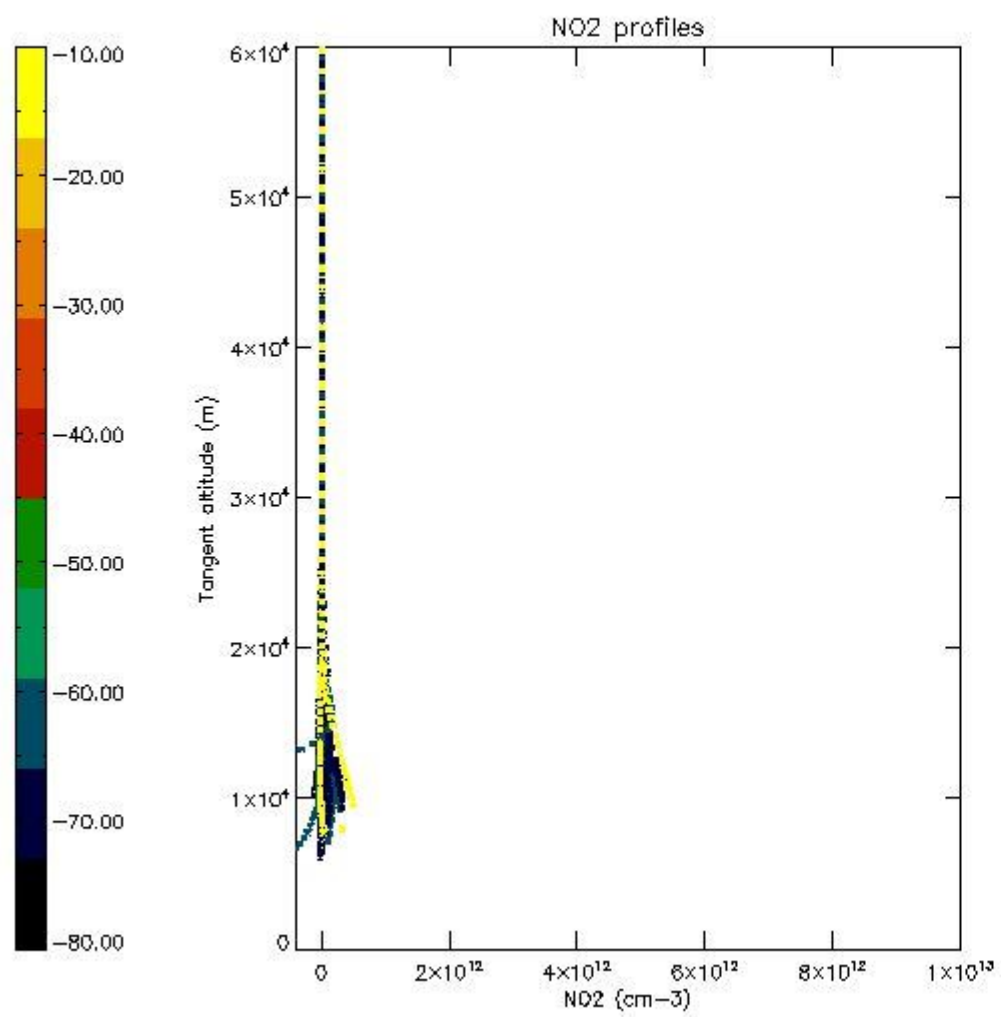
The colorbar represents the latitude.





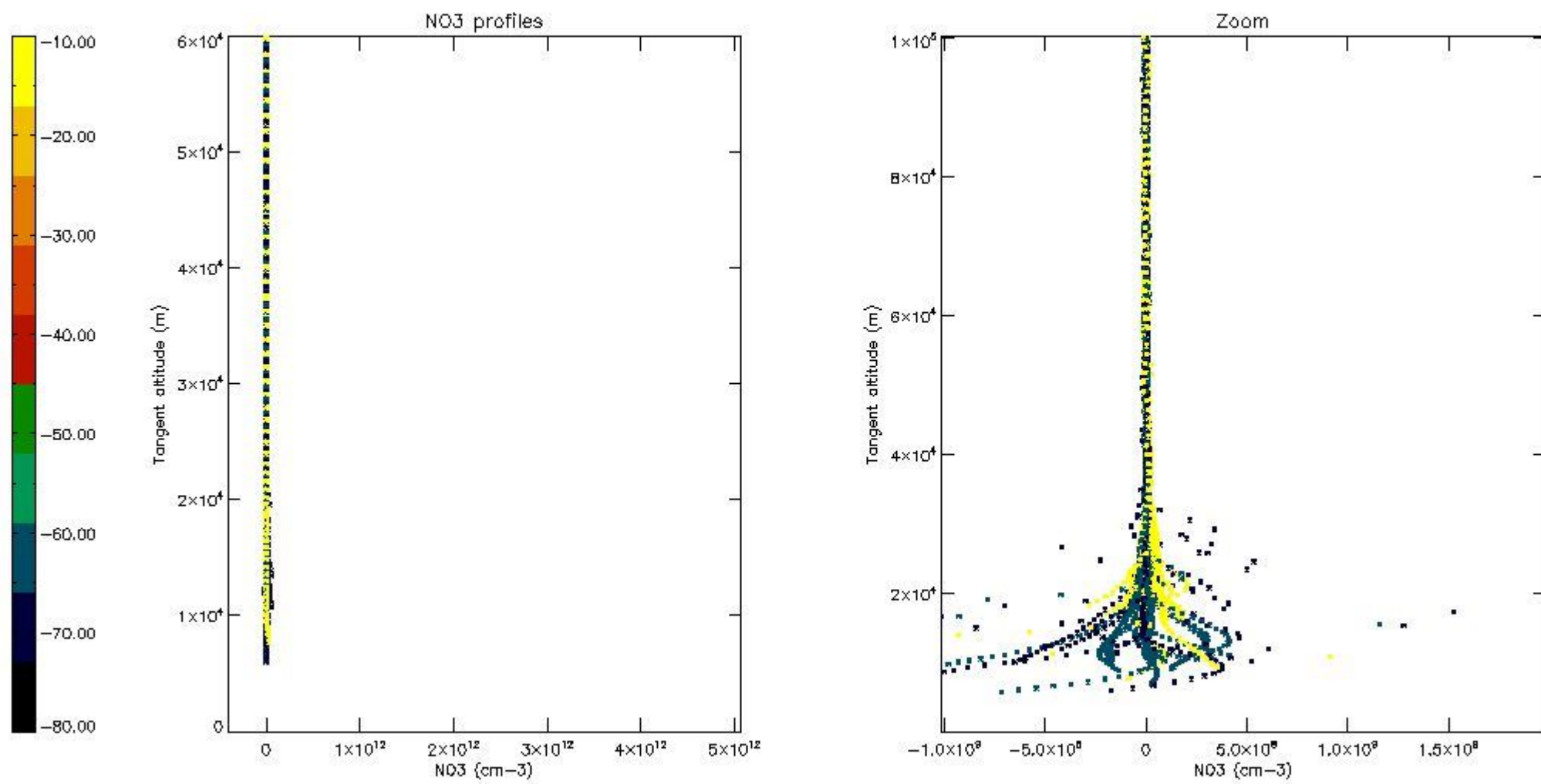
*5.6 Plot NO<sub>2</sub> profiles for all STD (dark without errors)*

The colorbar represents the latitude.



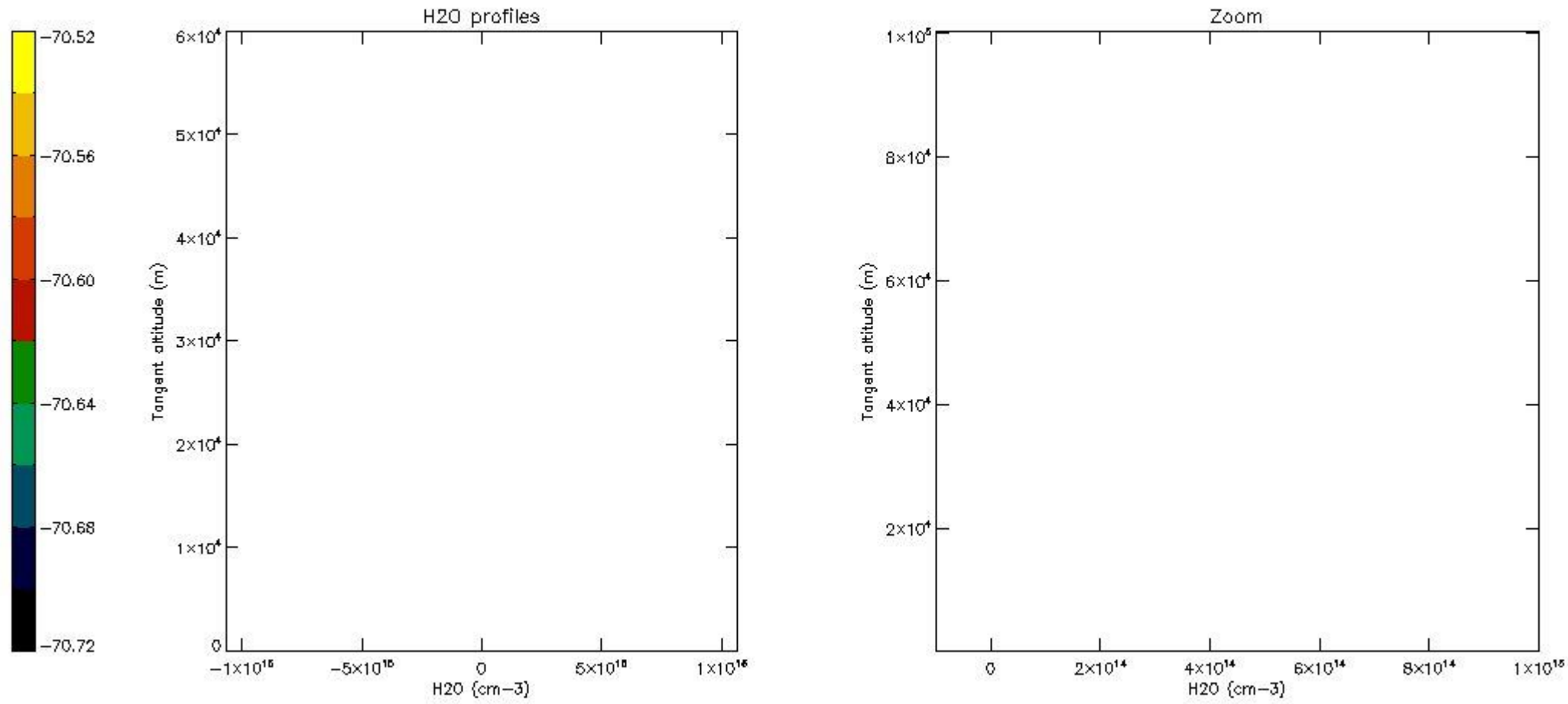
*5.7 Plot NO3 profiles for all STD (dark without errors)*

The colorbar represents the latitude.



5.8 Plot H2O profiles for all STD (only for occultations of stars 1,2,3,4,13,14,16,26,63 dark without errors)

The colorbar represents the latitude.

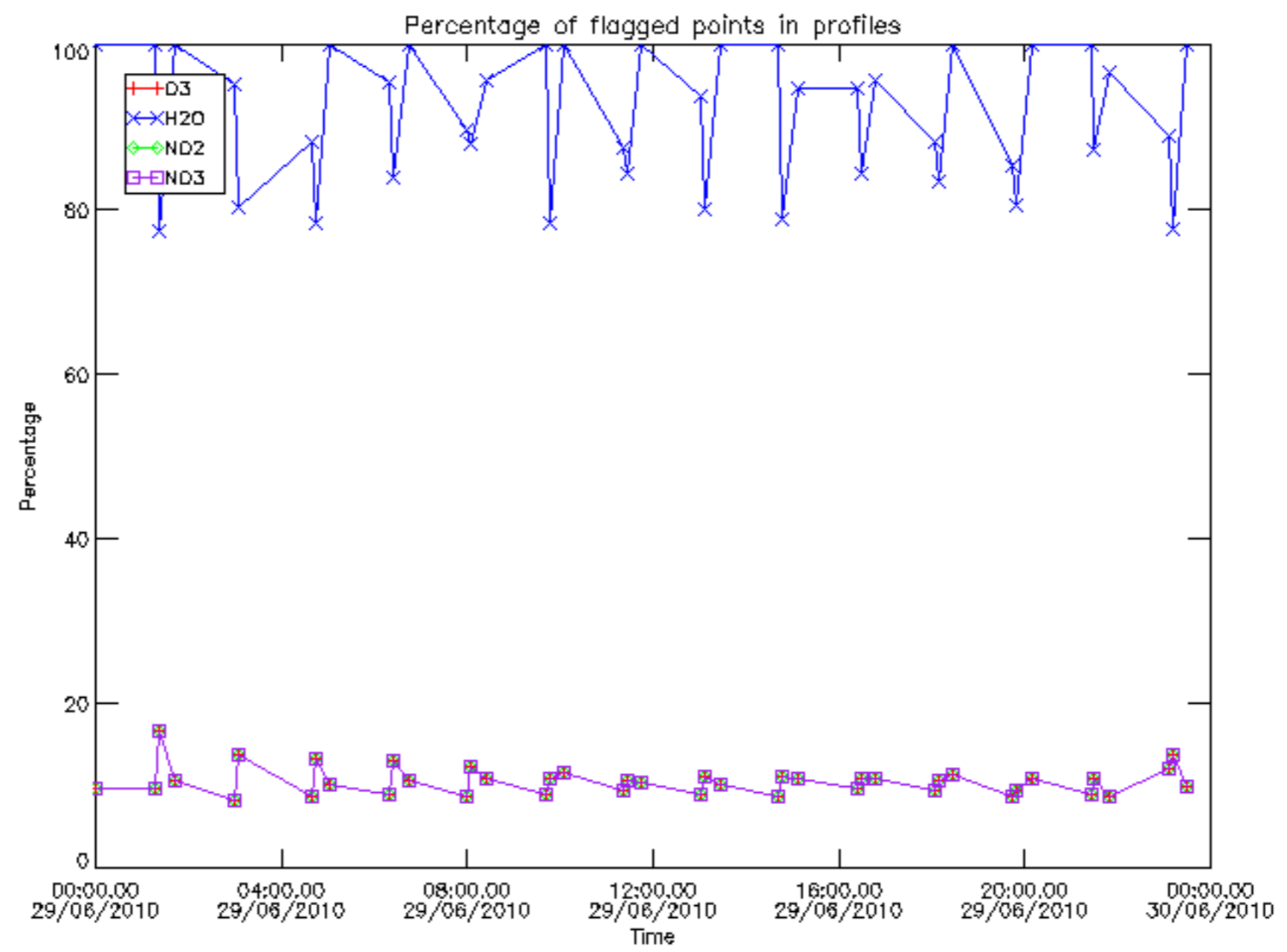


## 6. Auxiliary Data Files used for the production reported in section 2

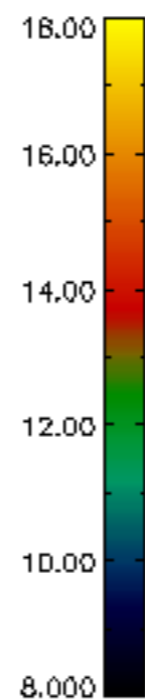
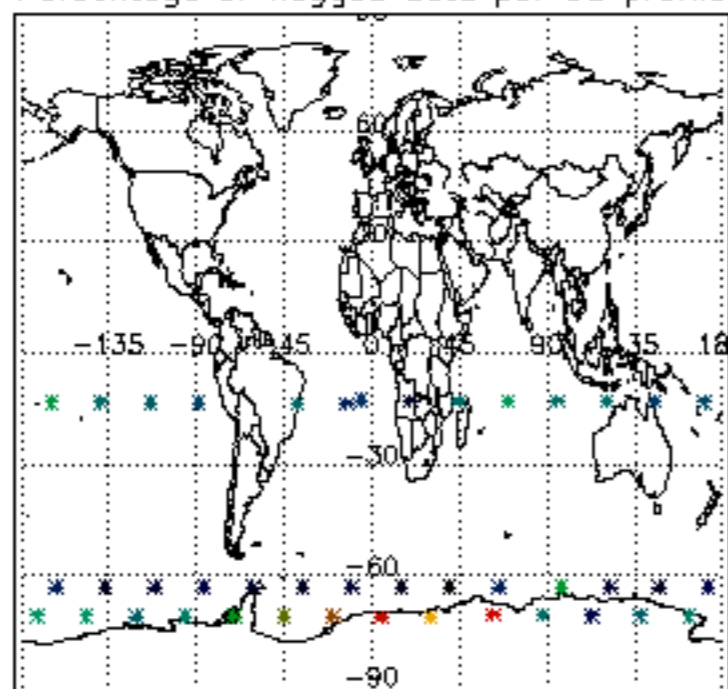
The number reported in the third column indicates since which file (see list in section 2) the corresponding auxiliary file has been used. The fourth column is the date of those product files.

Type	Auxiliary Filename	Used since product	Used since product date
INST_PHYS_CHARACTERISTICS	GOM_INS_AXVIEC20091111_143220_20030716_120000_20500101_000000	1	29-JUN-2010 00:01:07
LEVEL-2_PROC_CONFIG	GOM_PR2_AXVIEC20091111_152718_20020301_000000_20500101_000000	1	29-JUN-2010 00:01:07
CROSS_SECTIONS_FILE	GOM_CRS_AXVIEC20091111_154832_20020301_000000_20500101_000000	1	29-JUN-2010 00:01:07

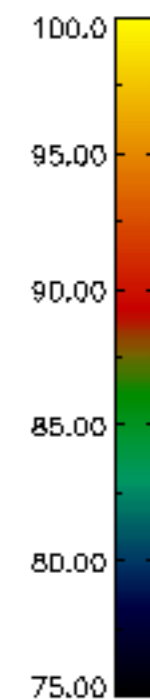
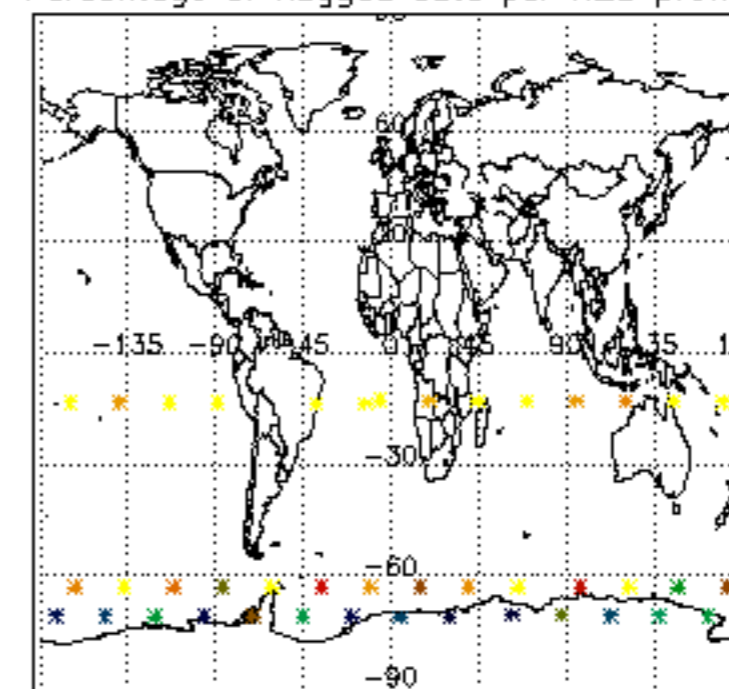




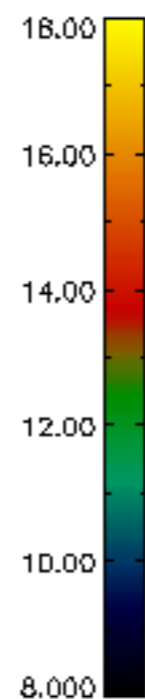
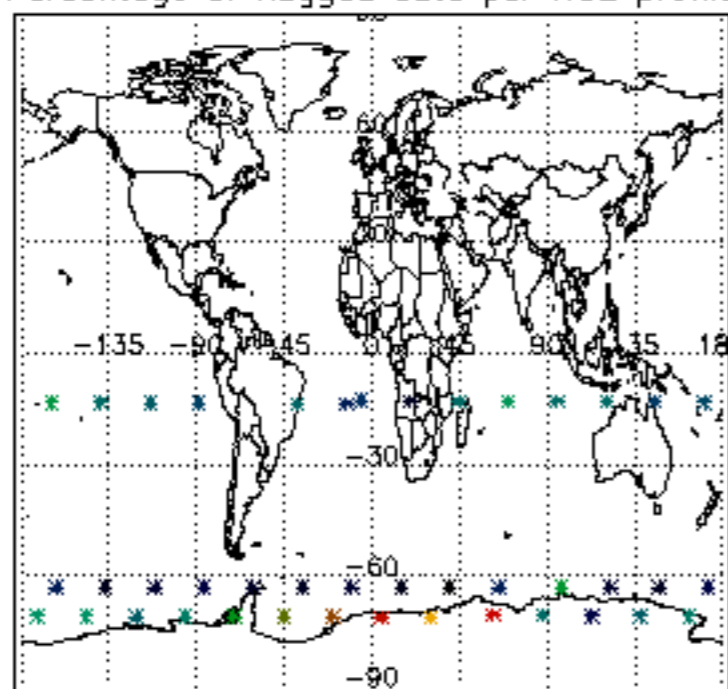
Percentage of flagged data per D3 profile



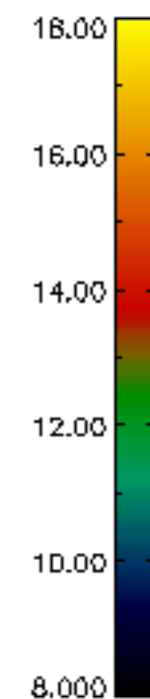
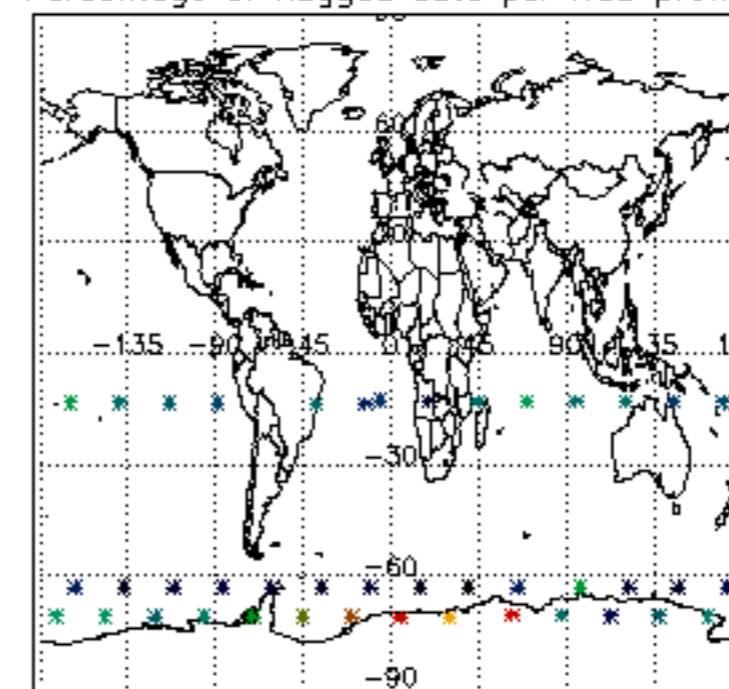
Percentage of flagged data per H2O profile

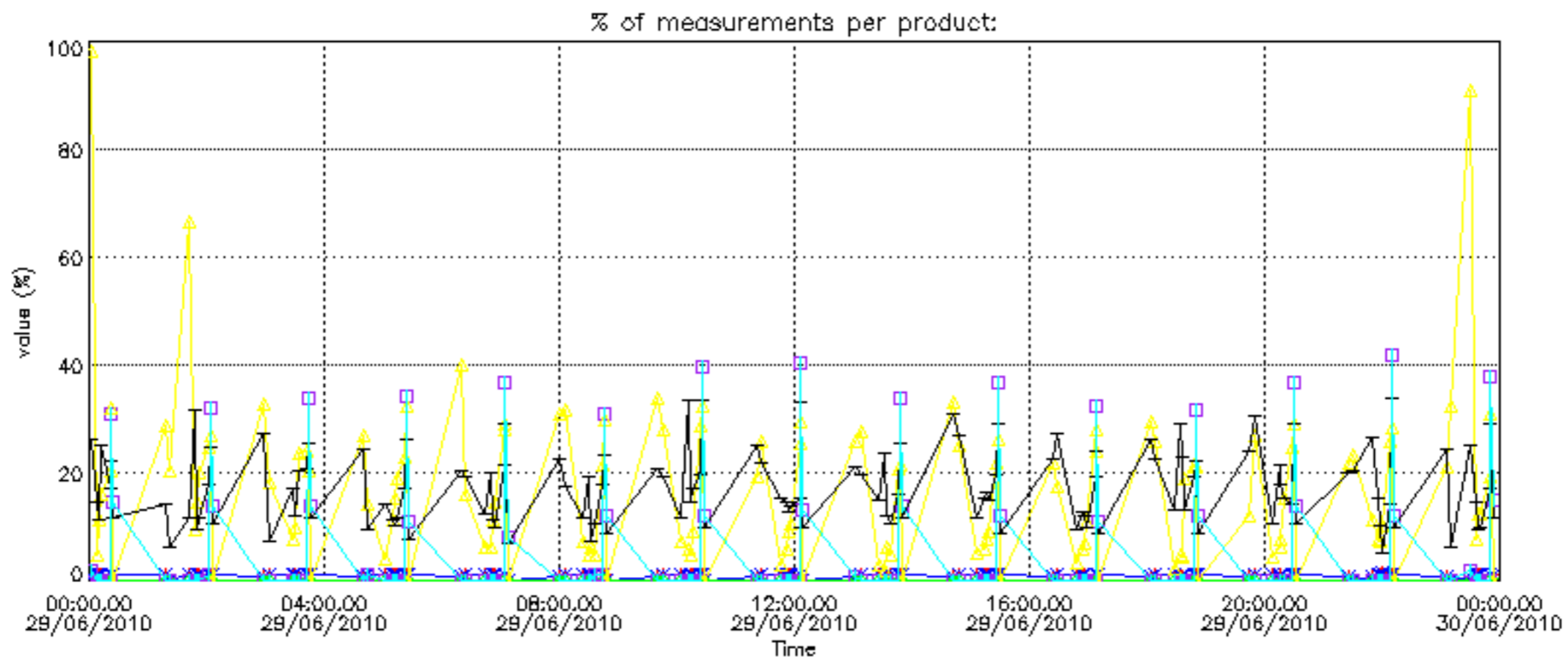


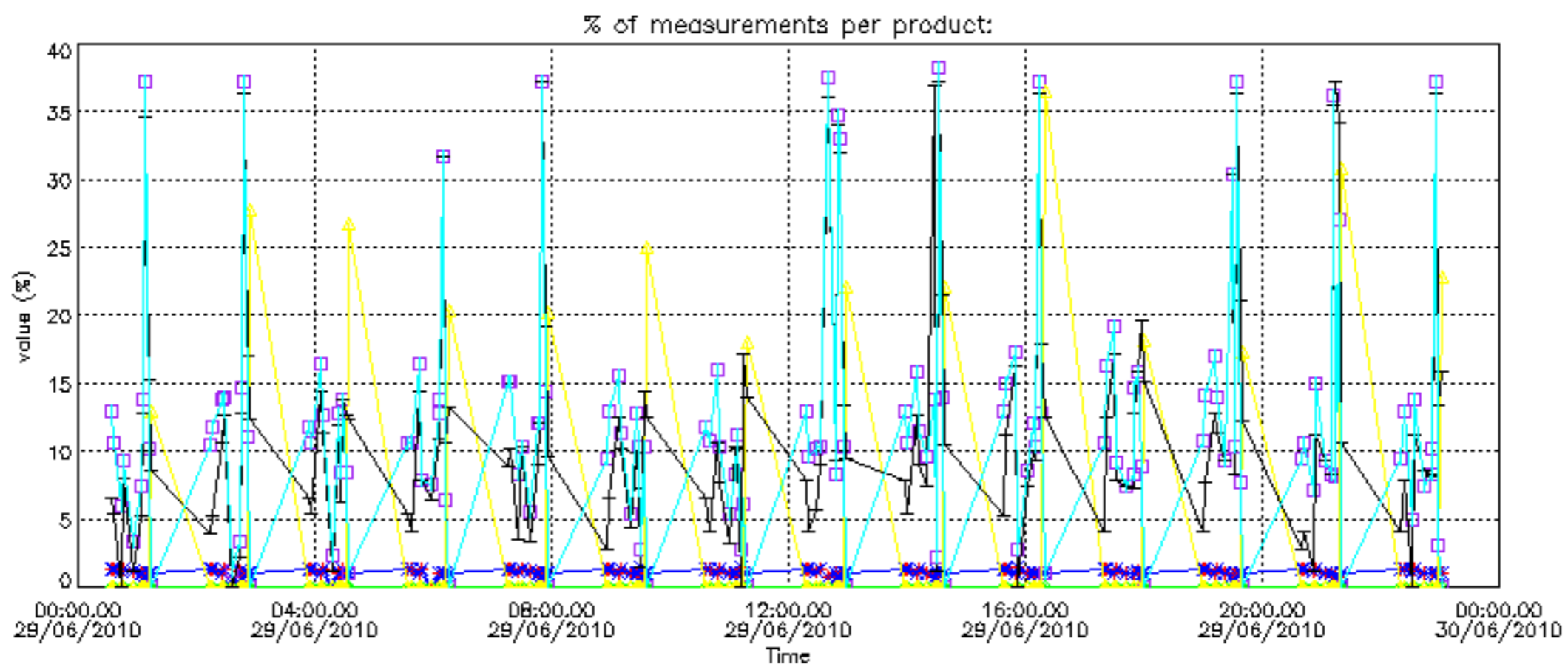
Percentage of flagged data per NO2 profile



Percentage of flagged data per NO3 profile

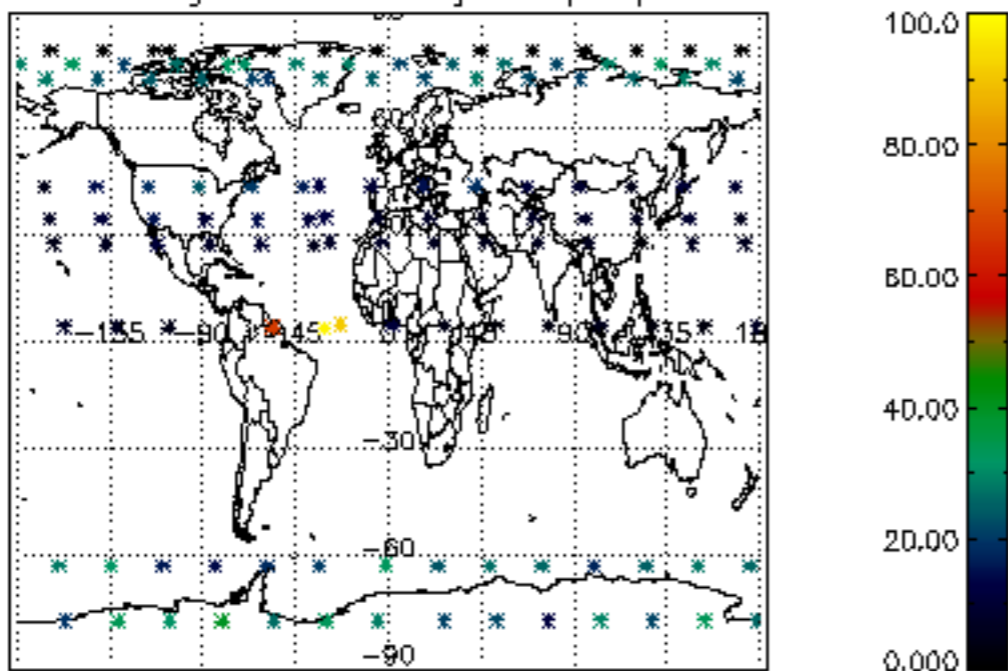




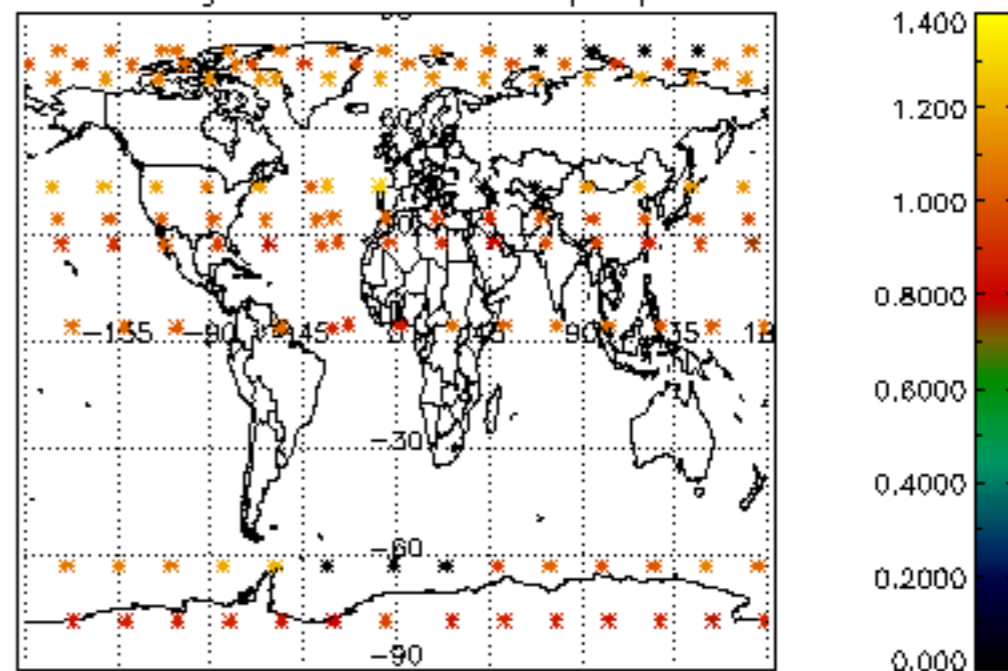




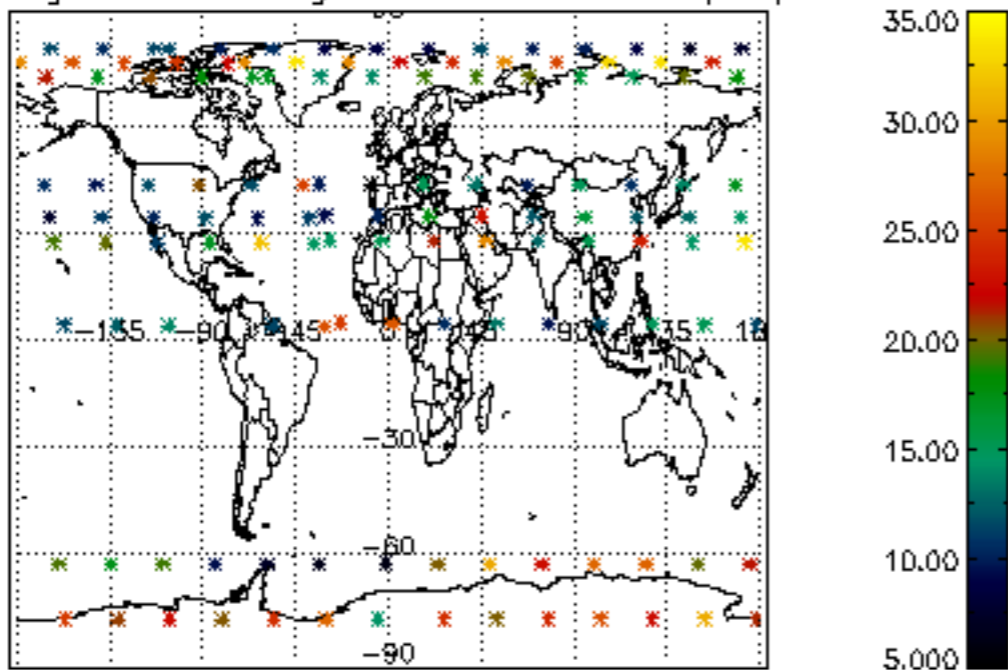
Percentage of cosmic ray hits per profile



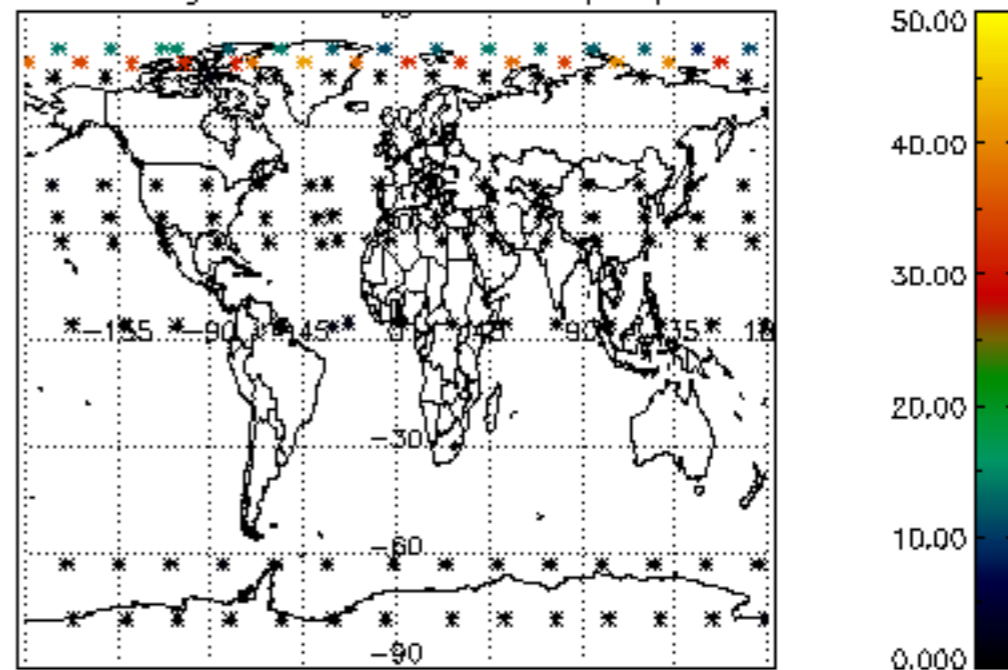
Percentage of datation errors per profile



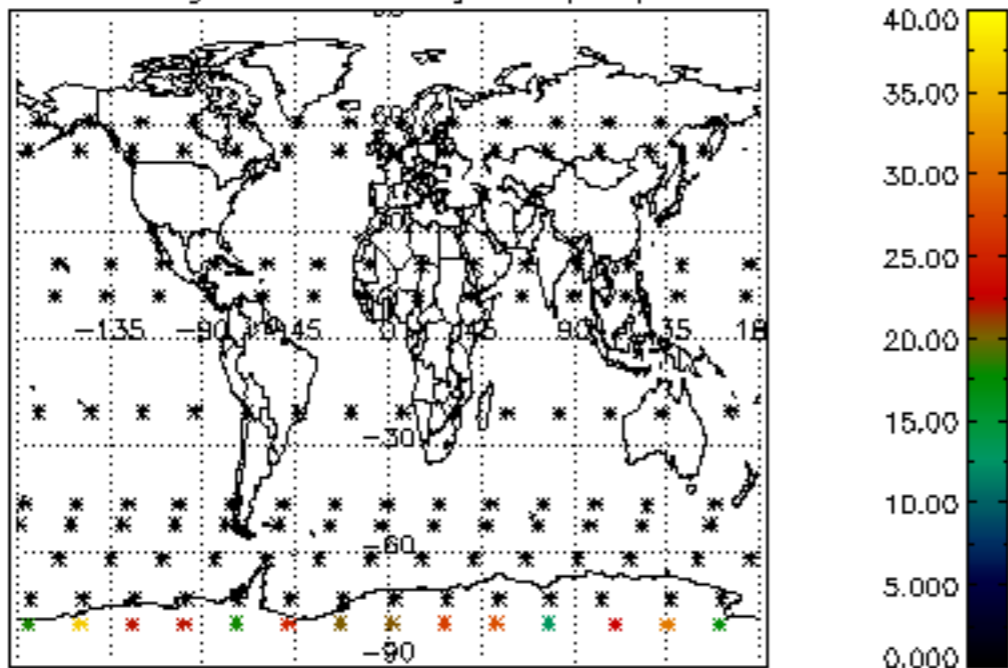
Percentage of star falling outside central band per profile



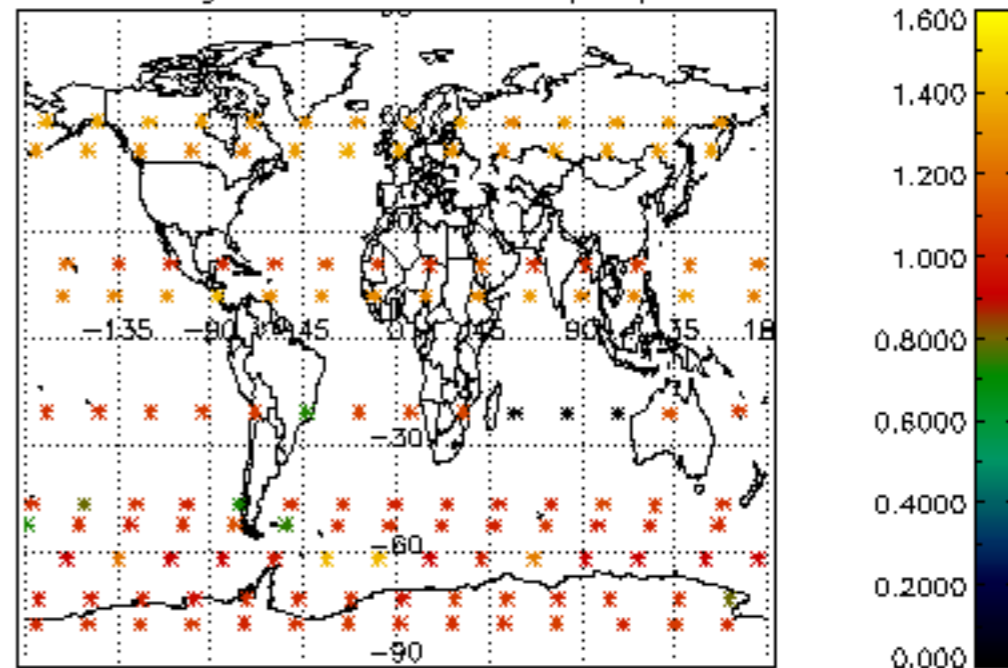
Percentage of saturation errors per profile



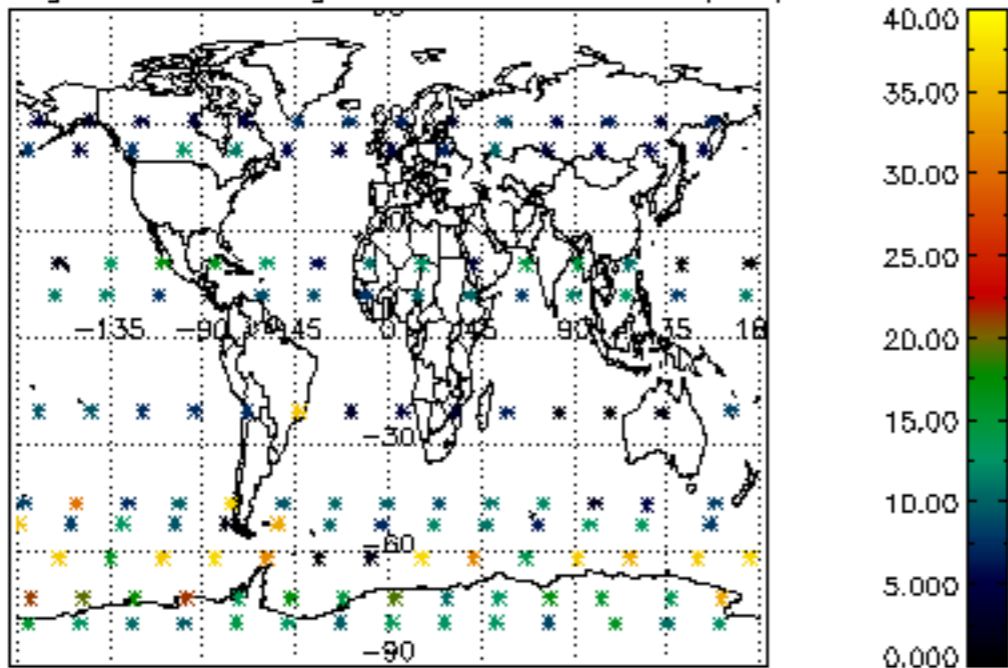
Percentage of cosmic ray hits per profile



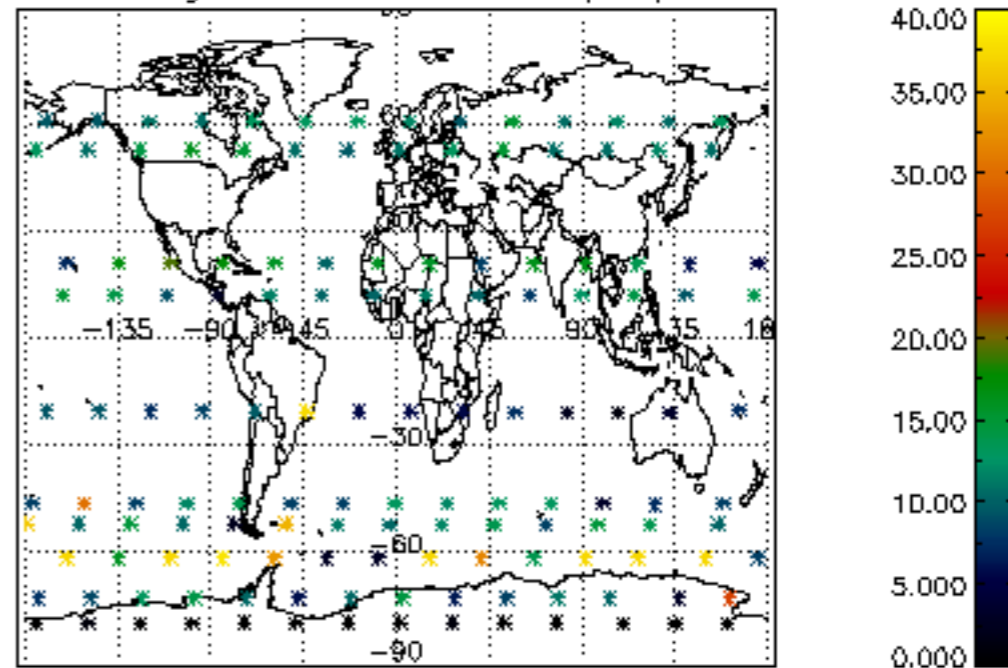
Percentage of datation errors per profile

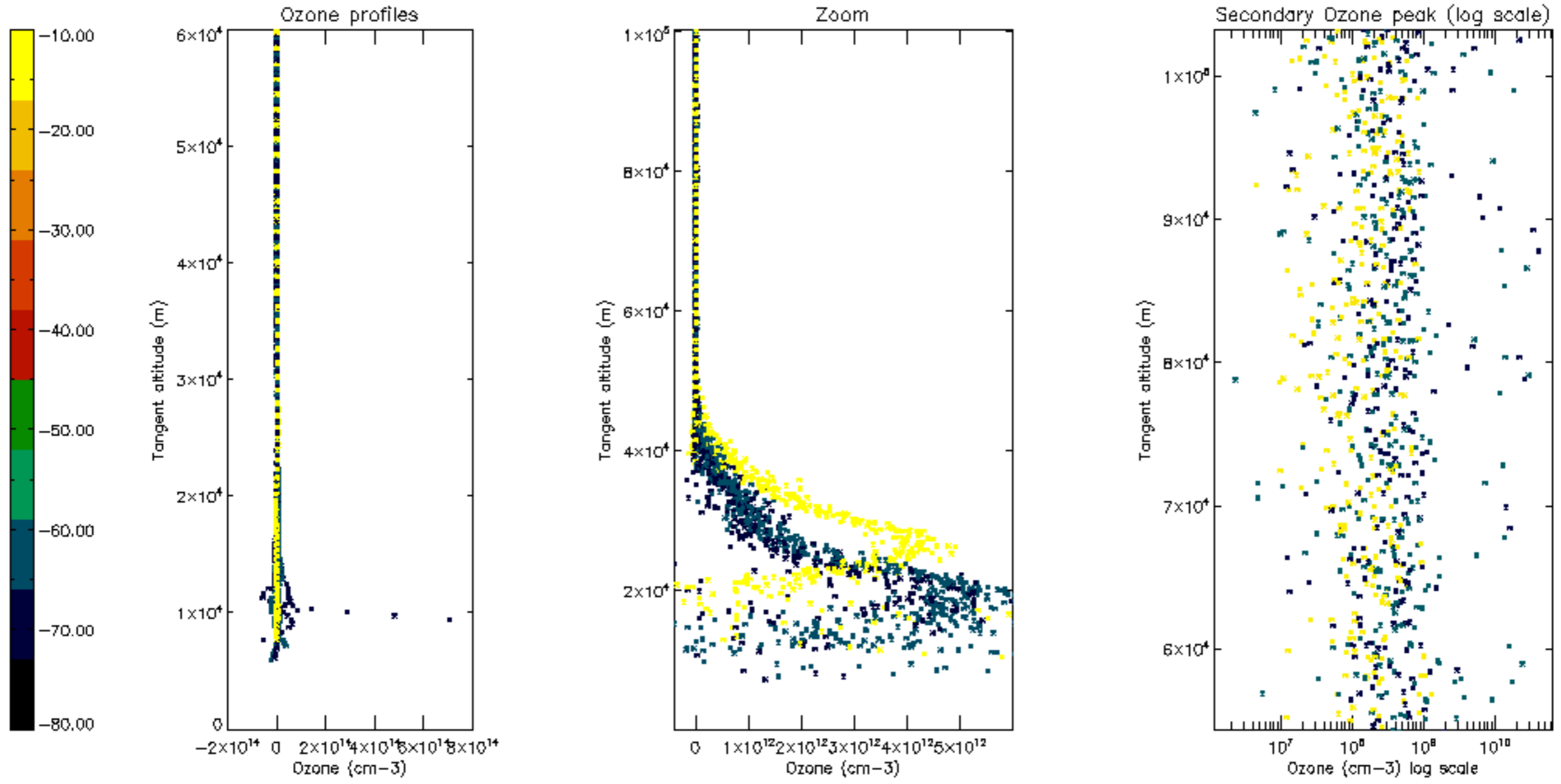


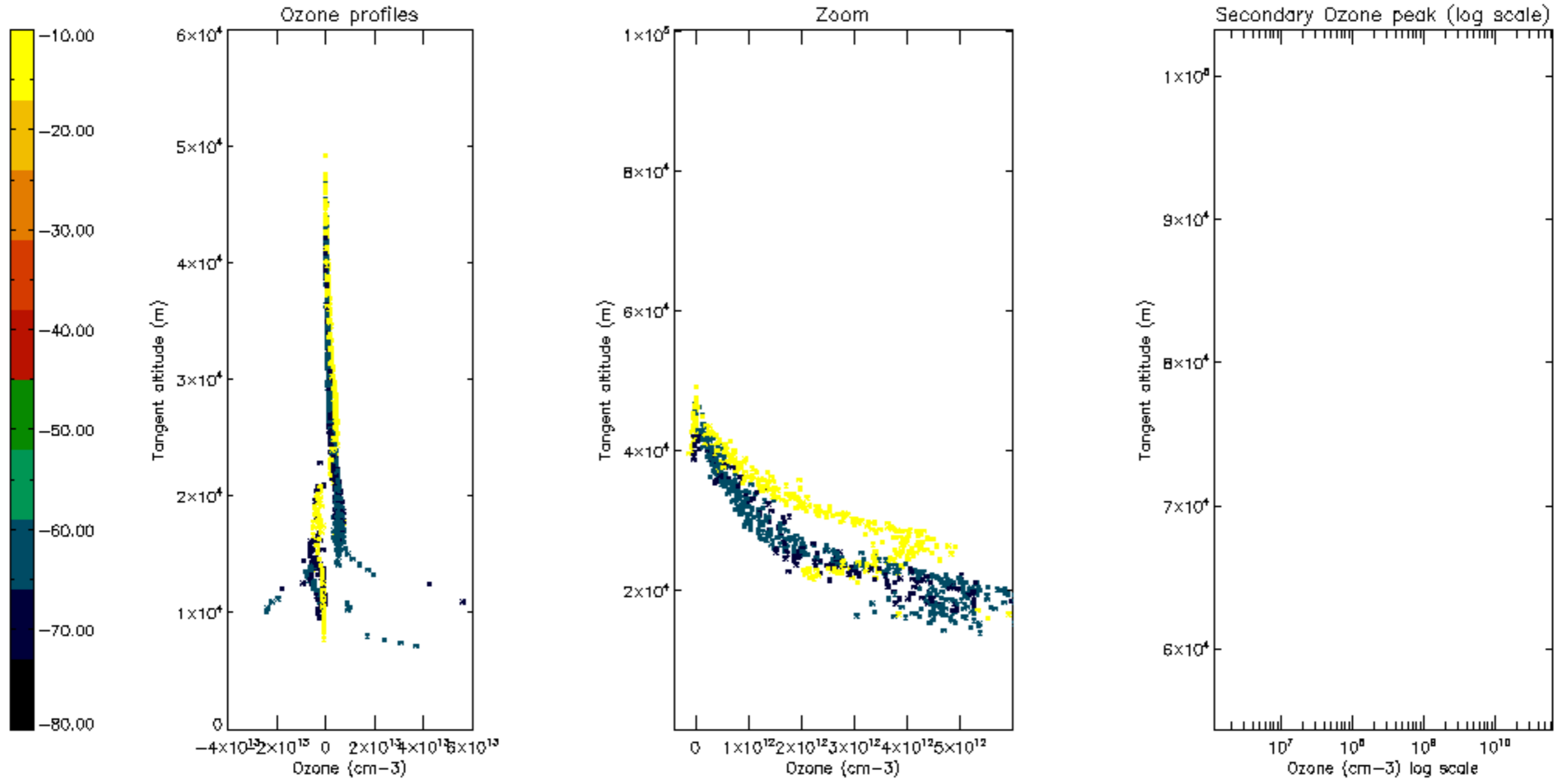
Percentage of star falling outside central band per profile



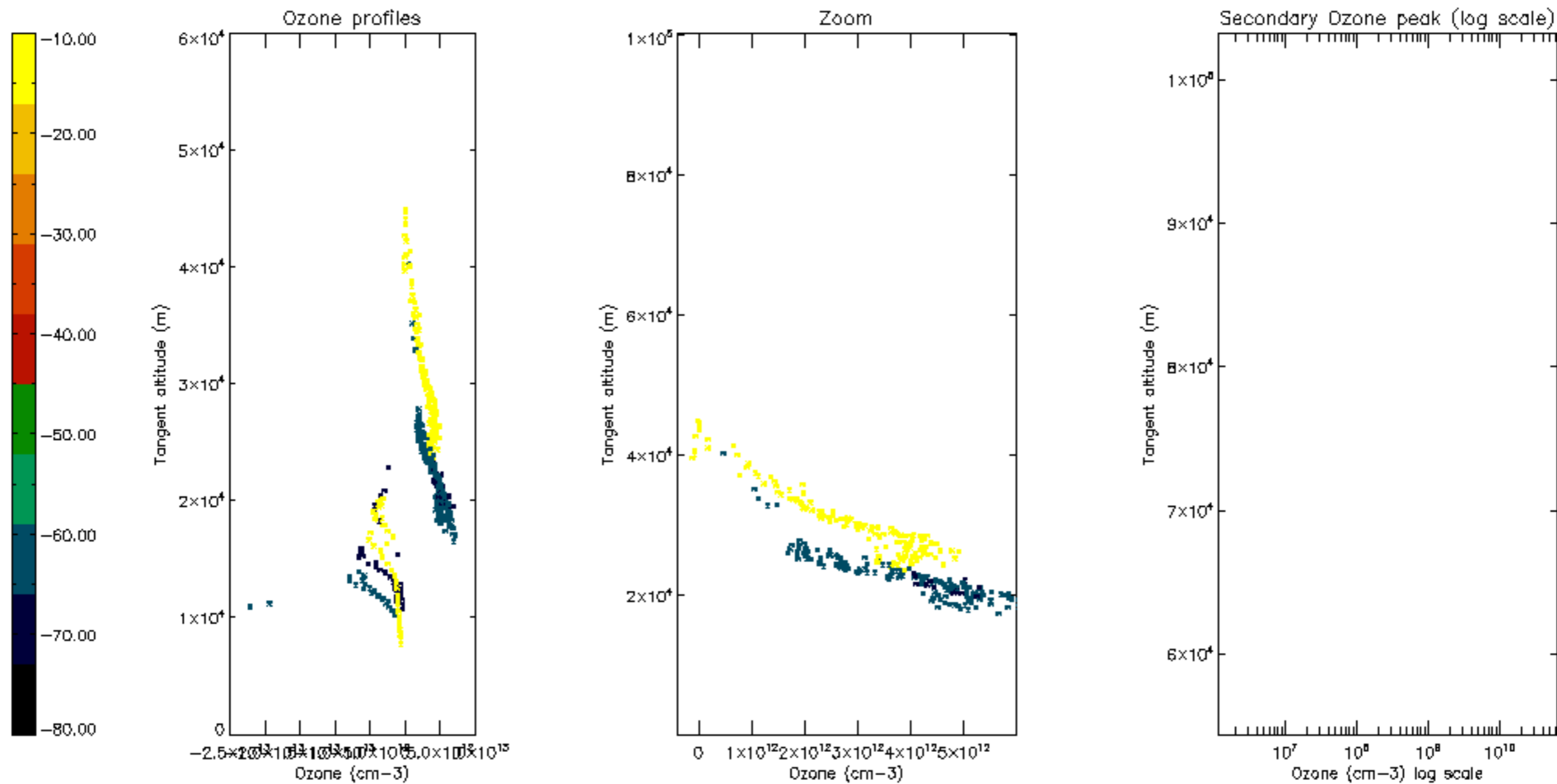
Percentage of saturation errors per profile

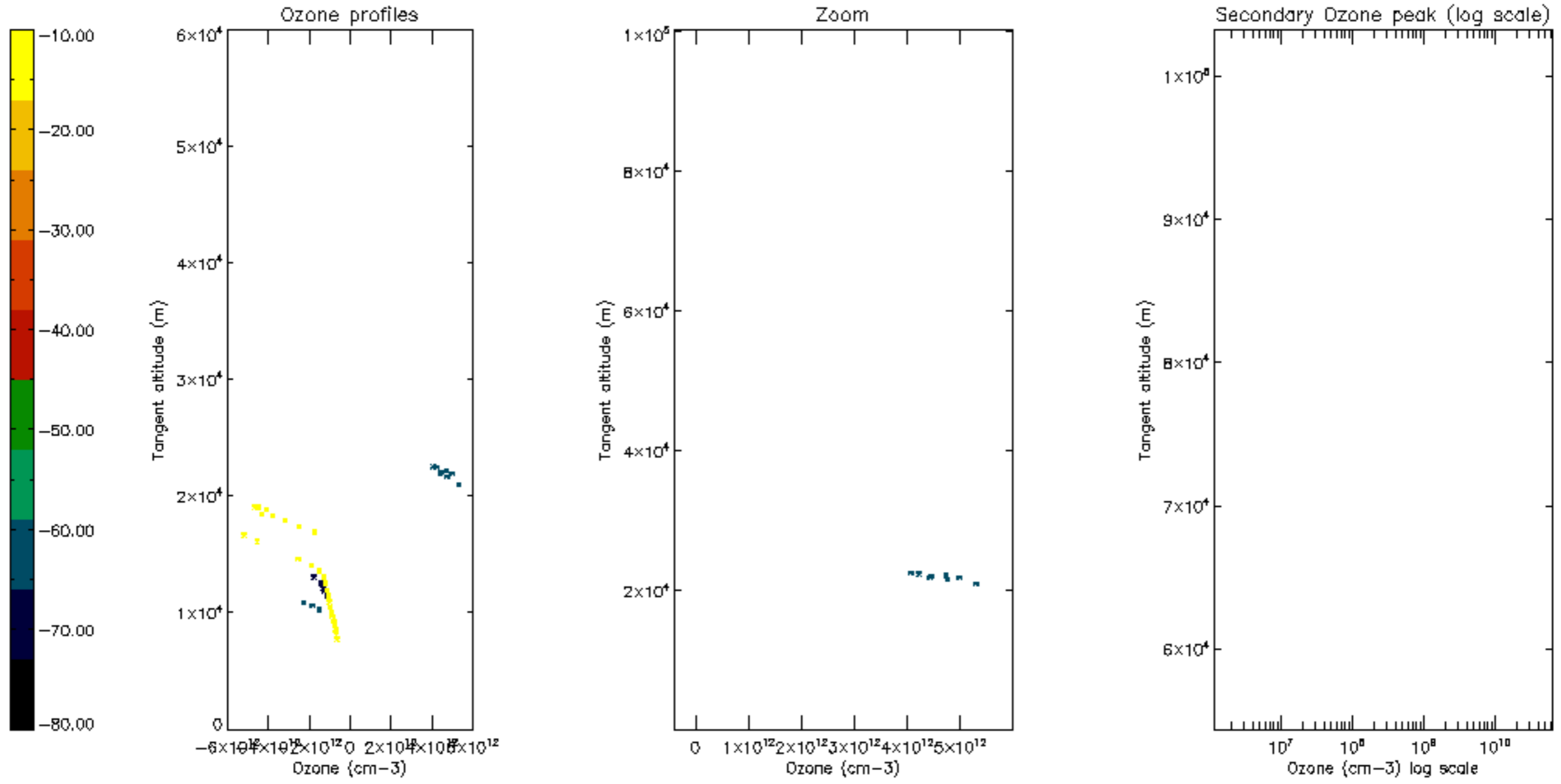


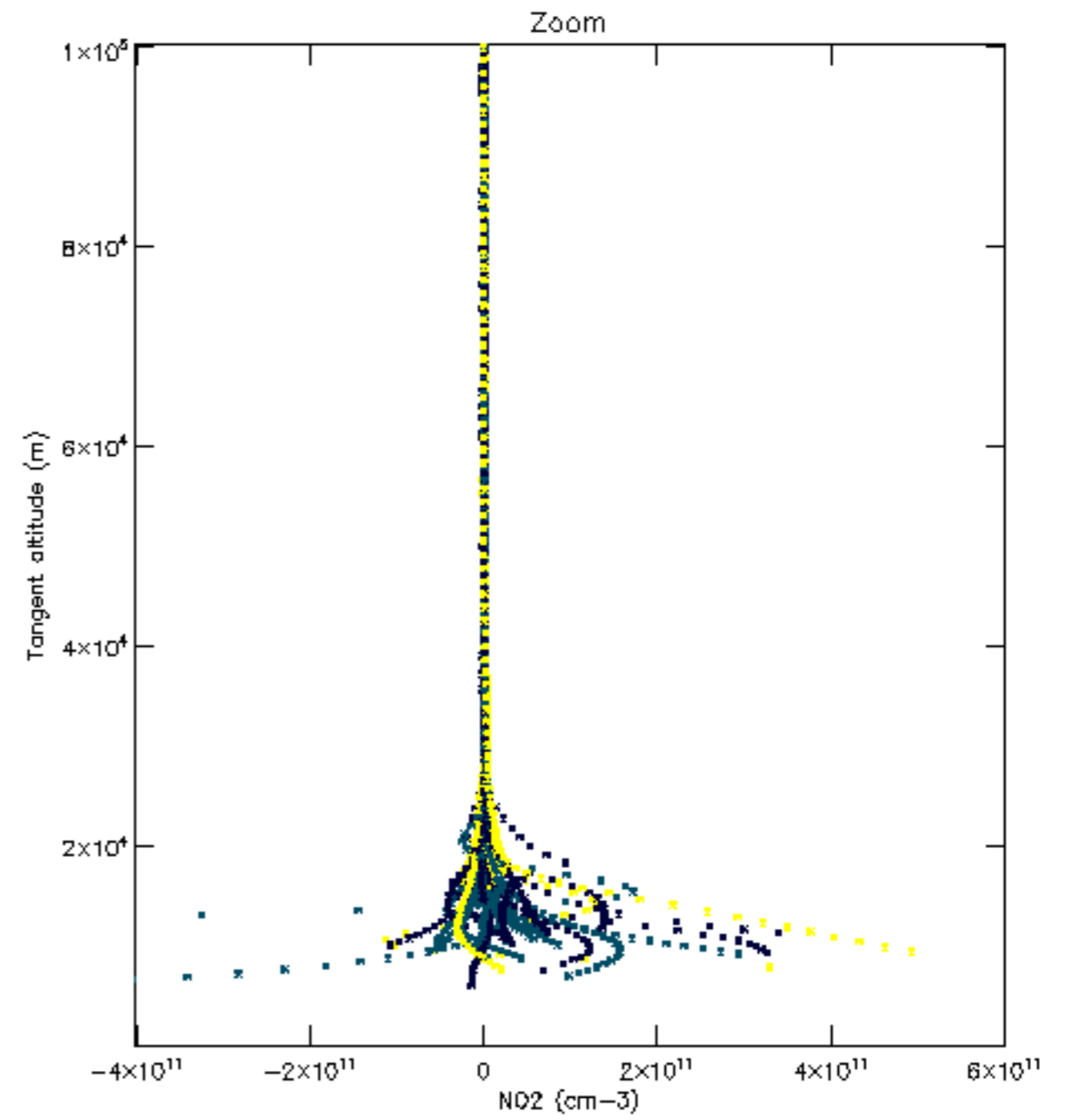
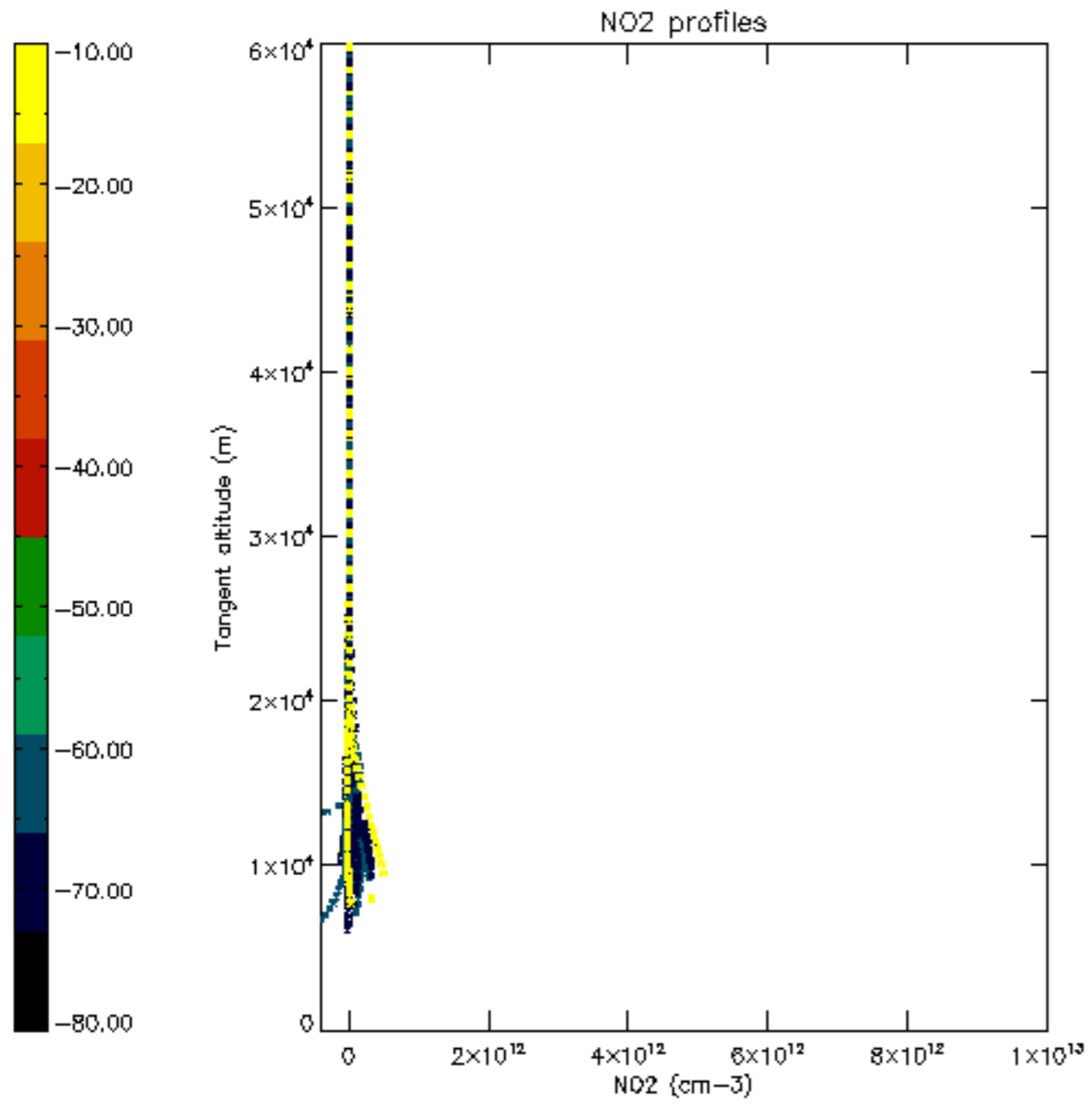


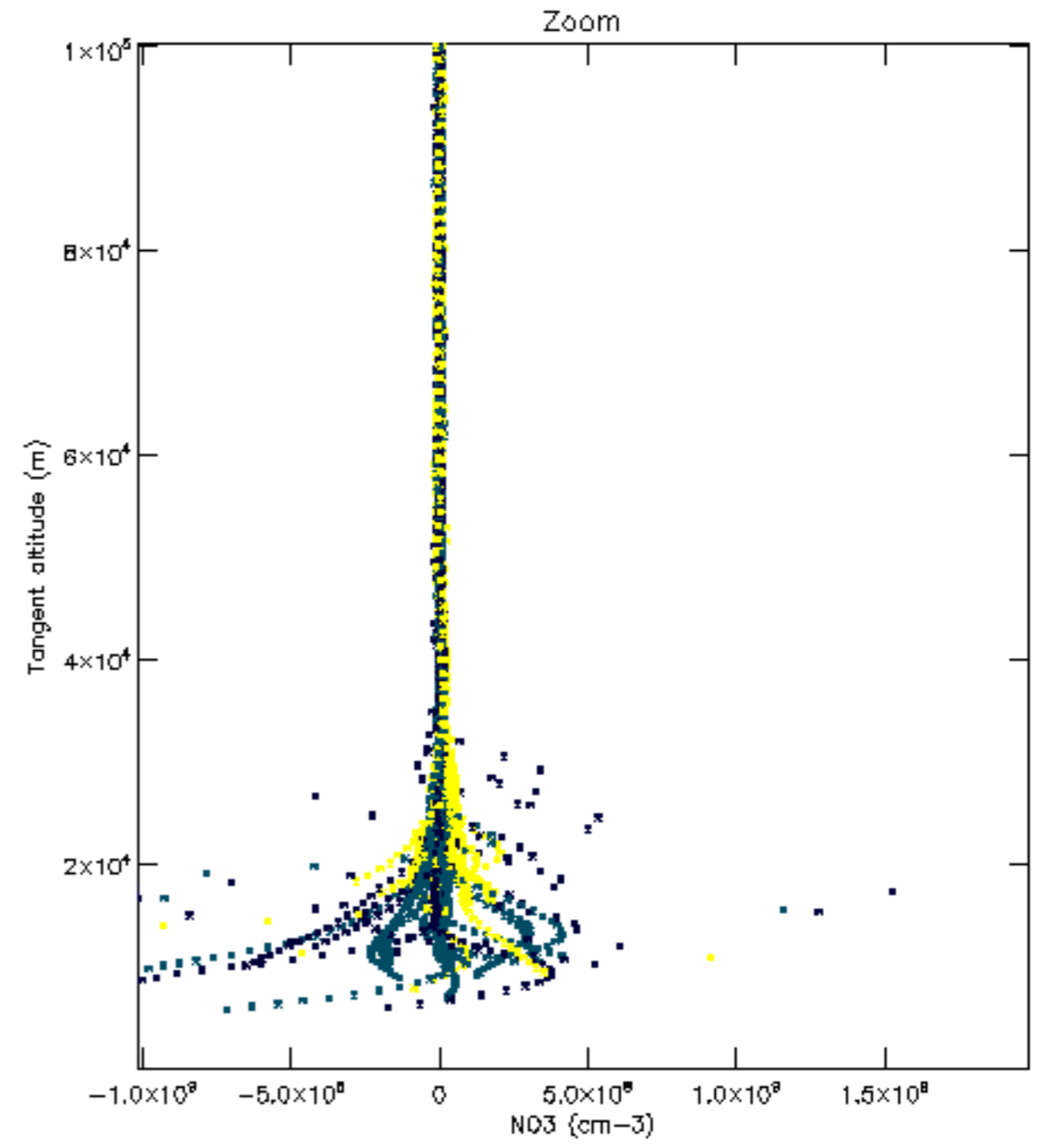
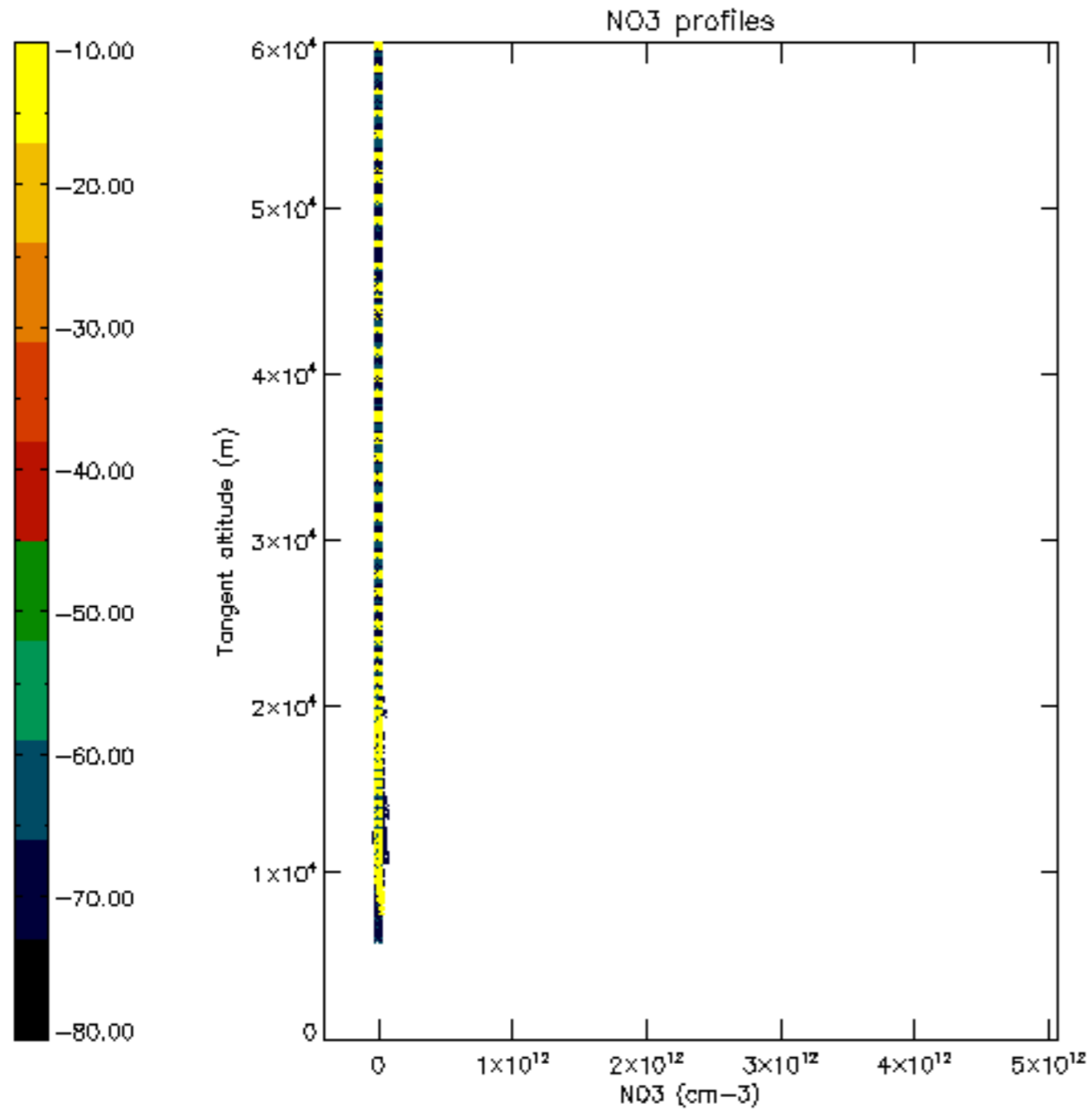




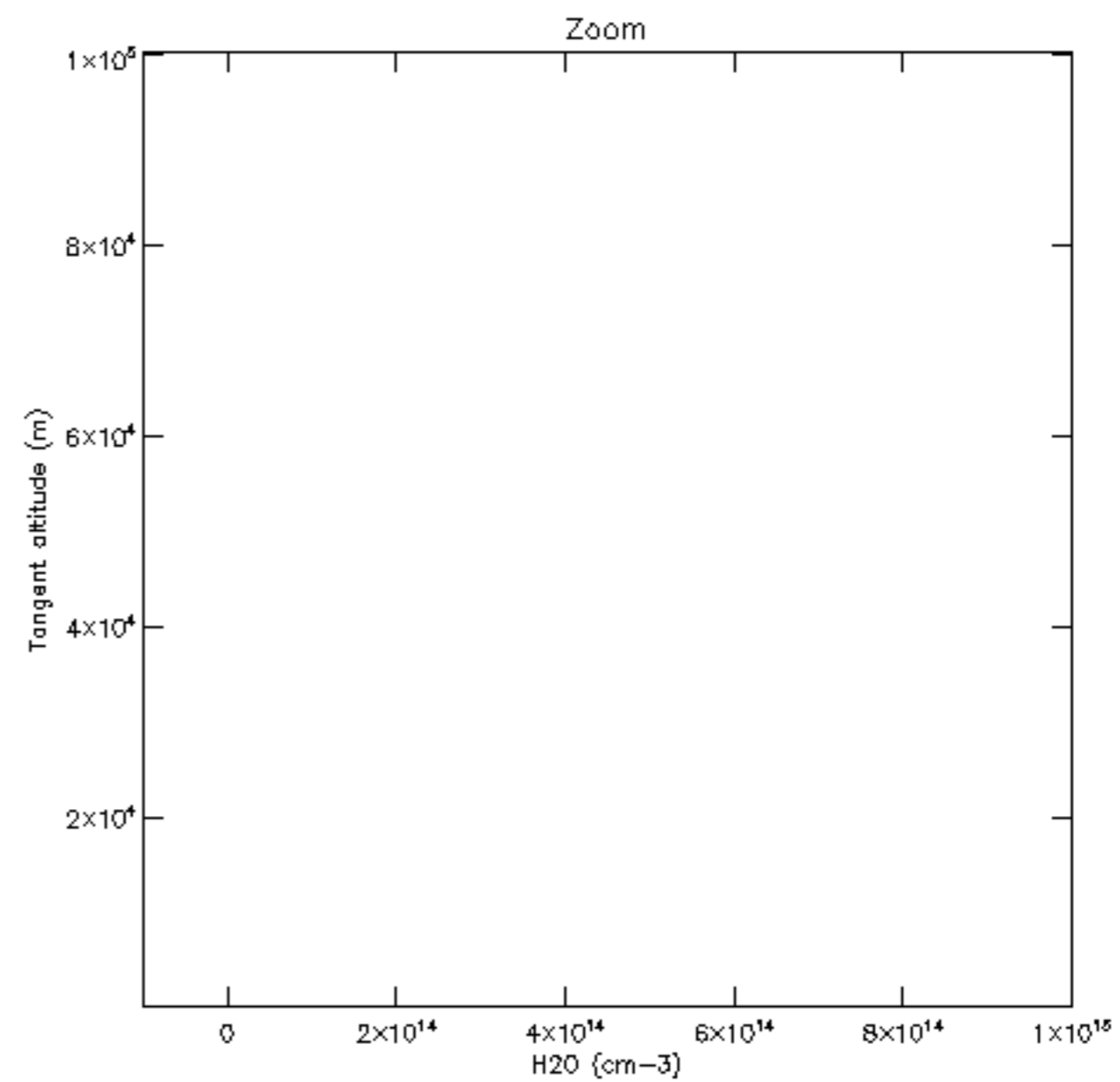
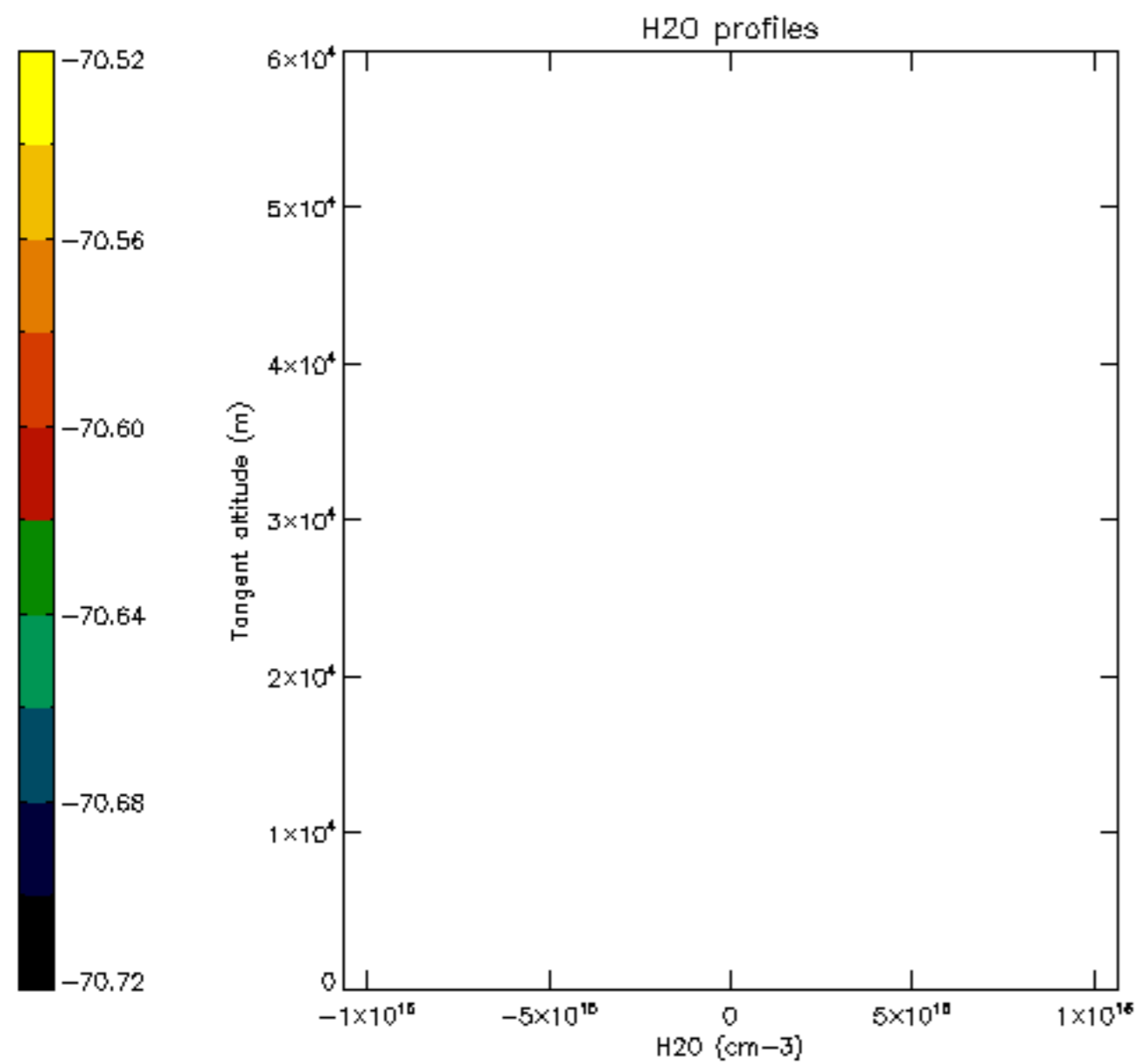


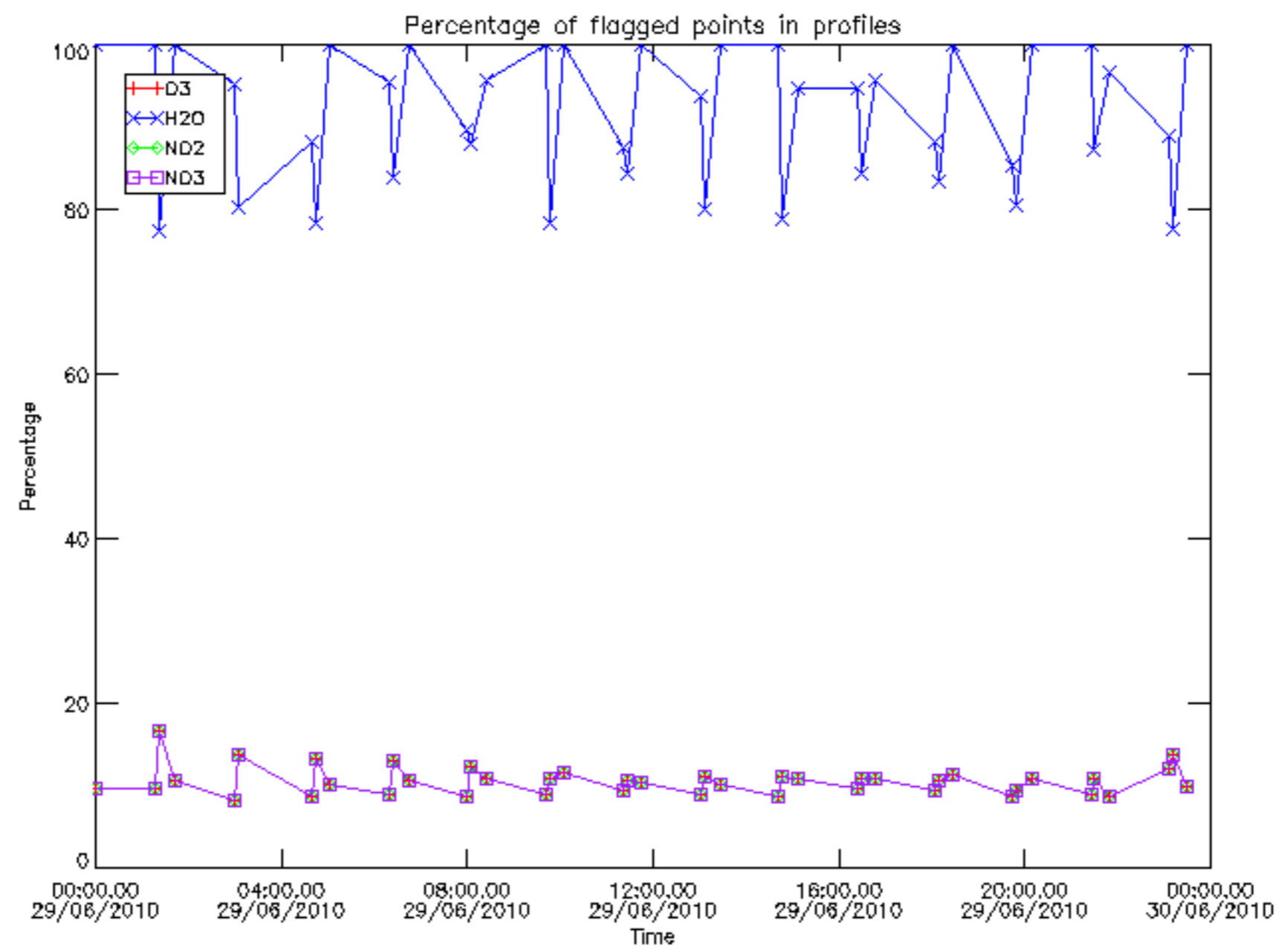




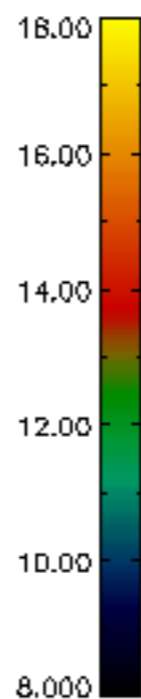
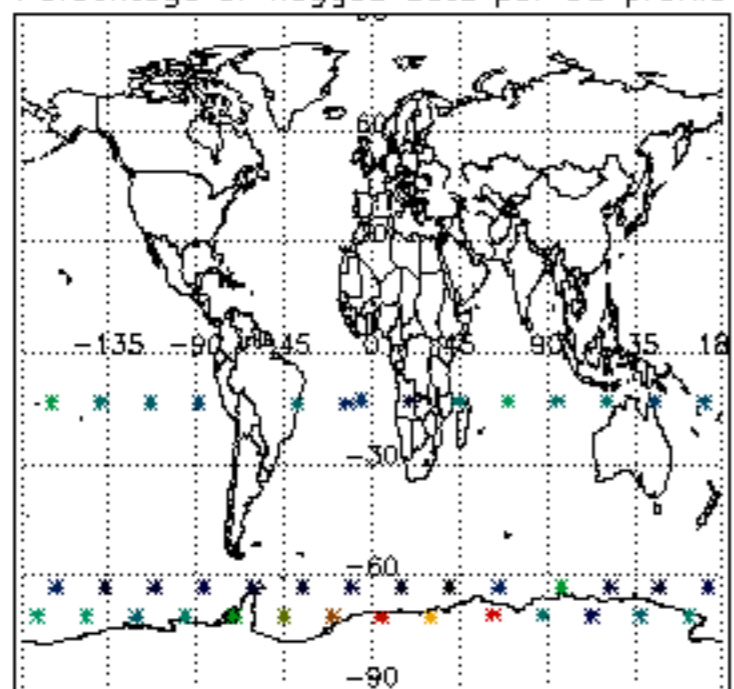




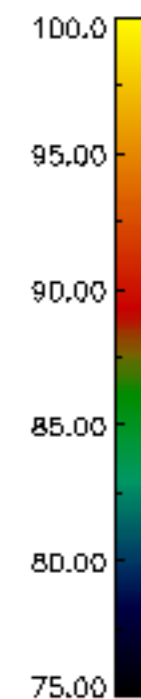
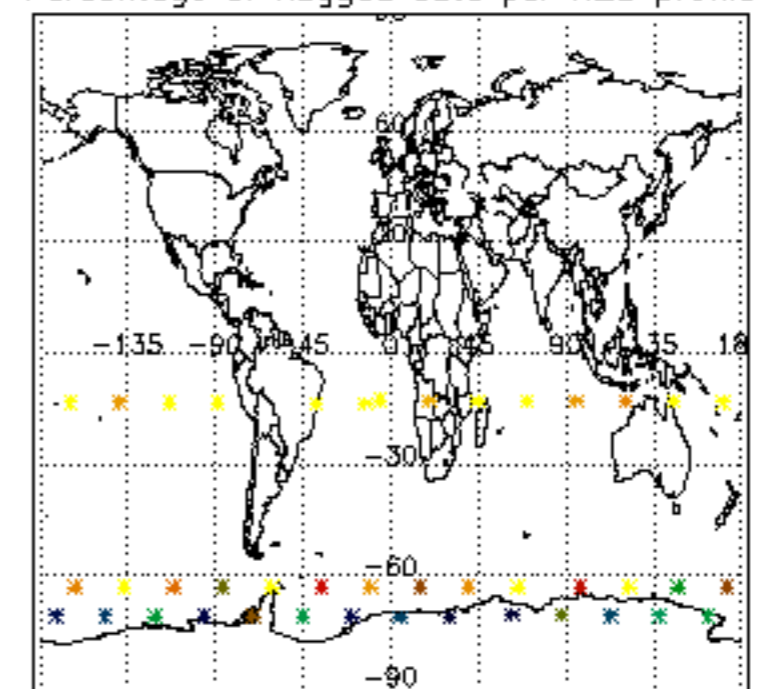




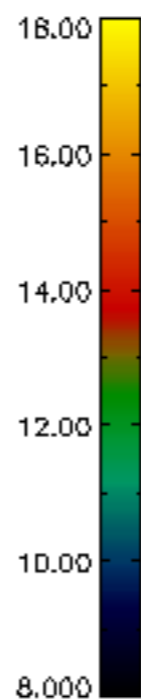
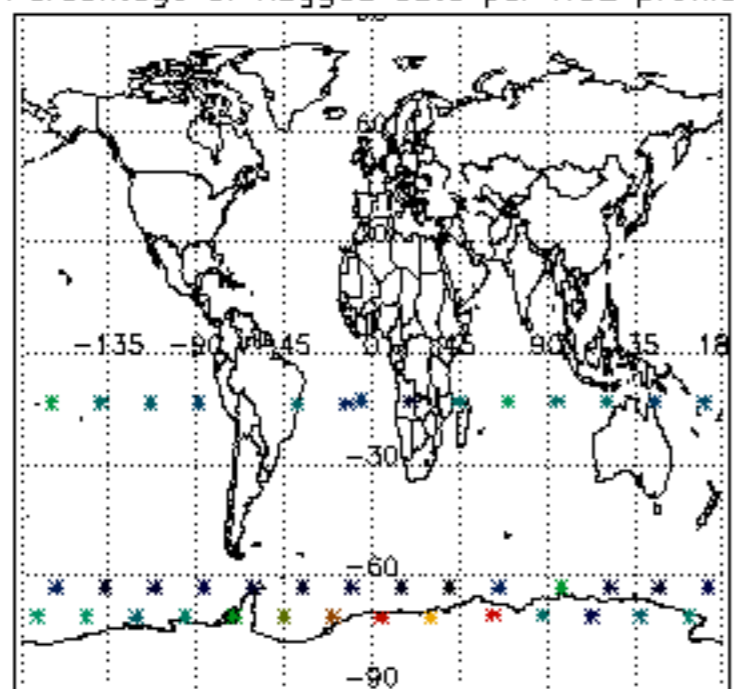
Percentage of flagged data per D3 profile



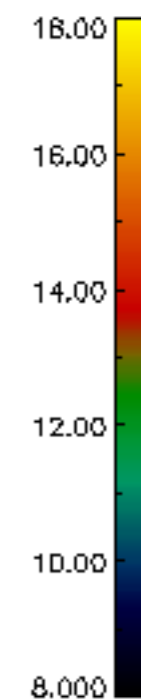
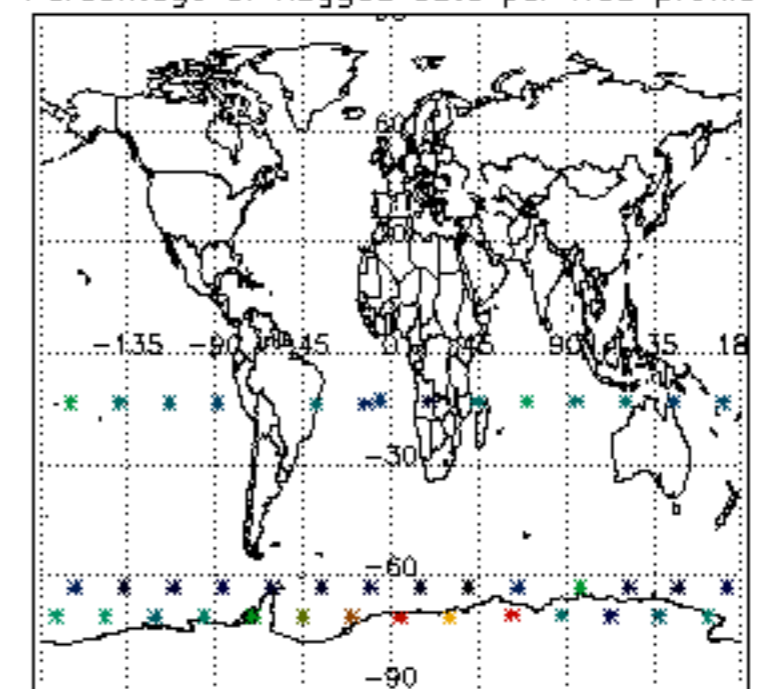
Percentage of flagged data per H2O profile

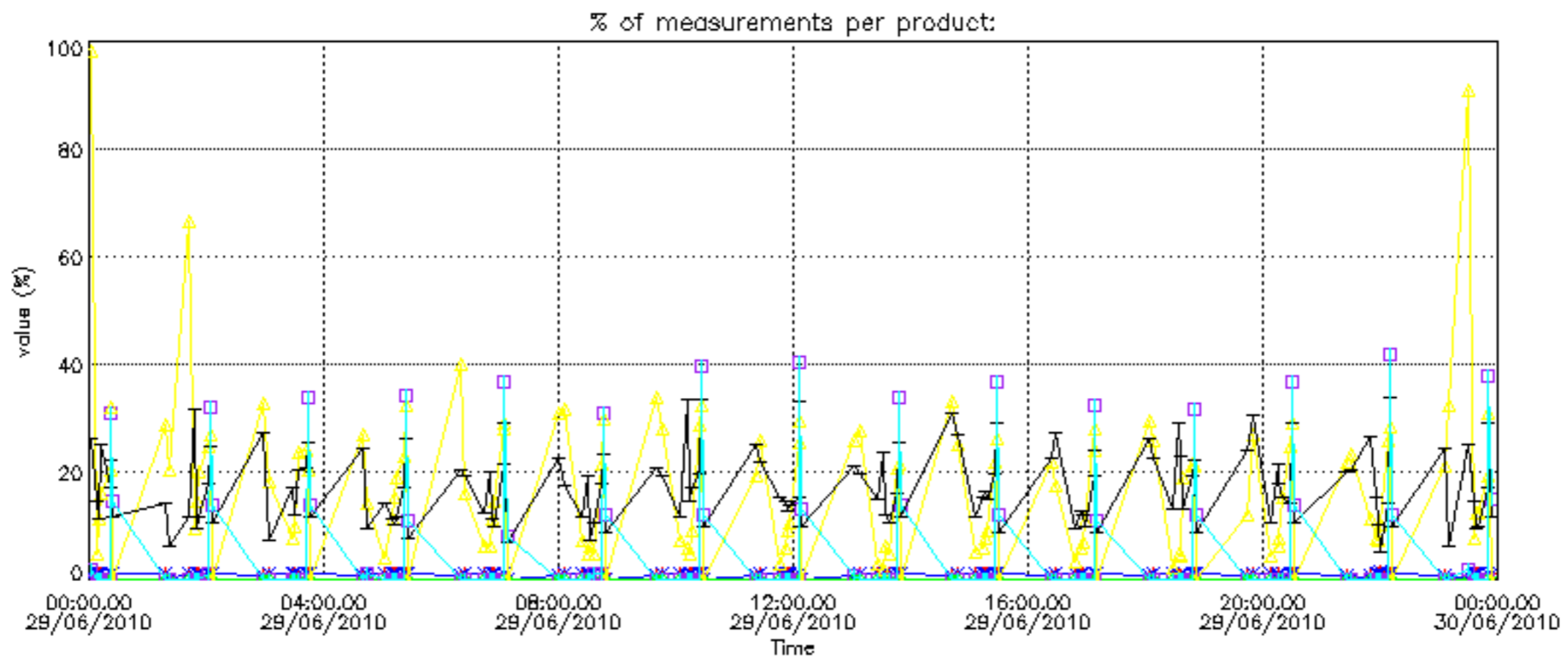


Percentage of flagged data per NO2 profile

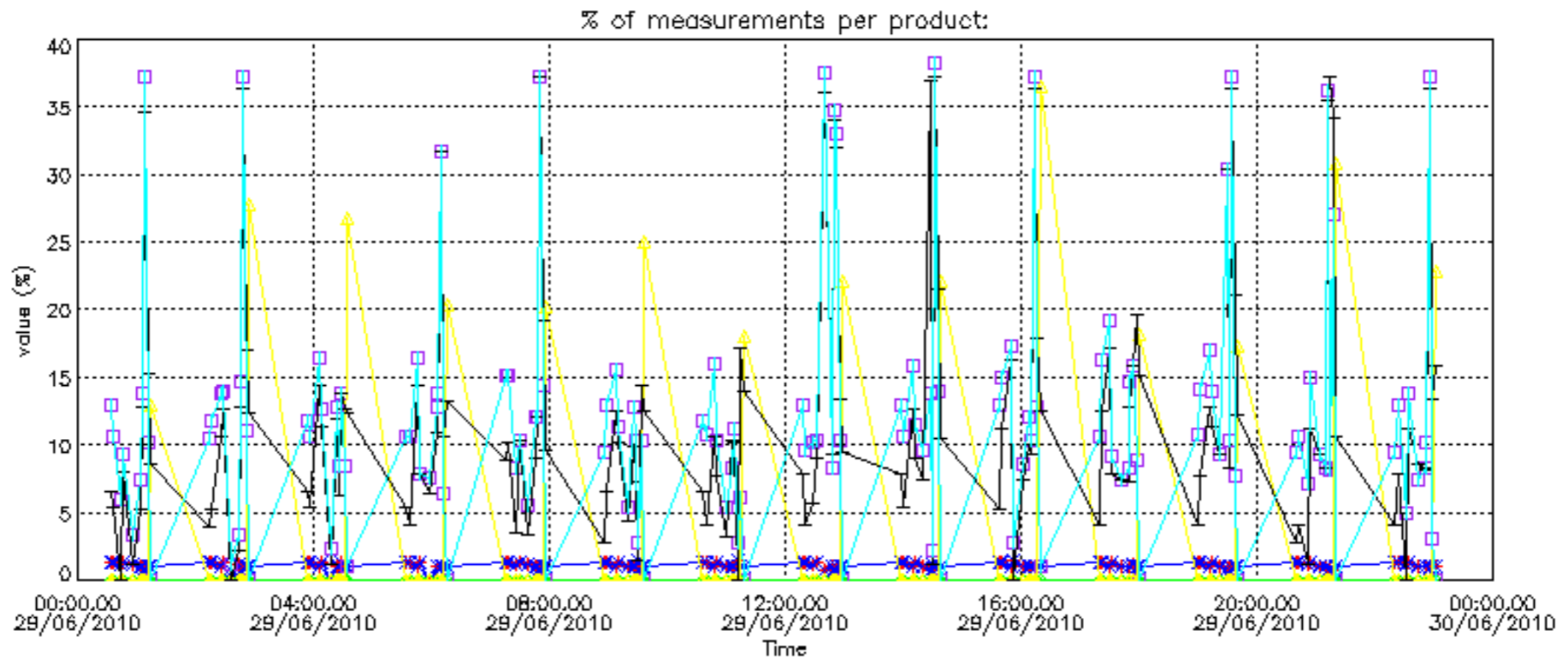


Percentage of flagged data per NO3 profile

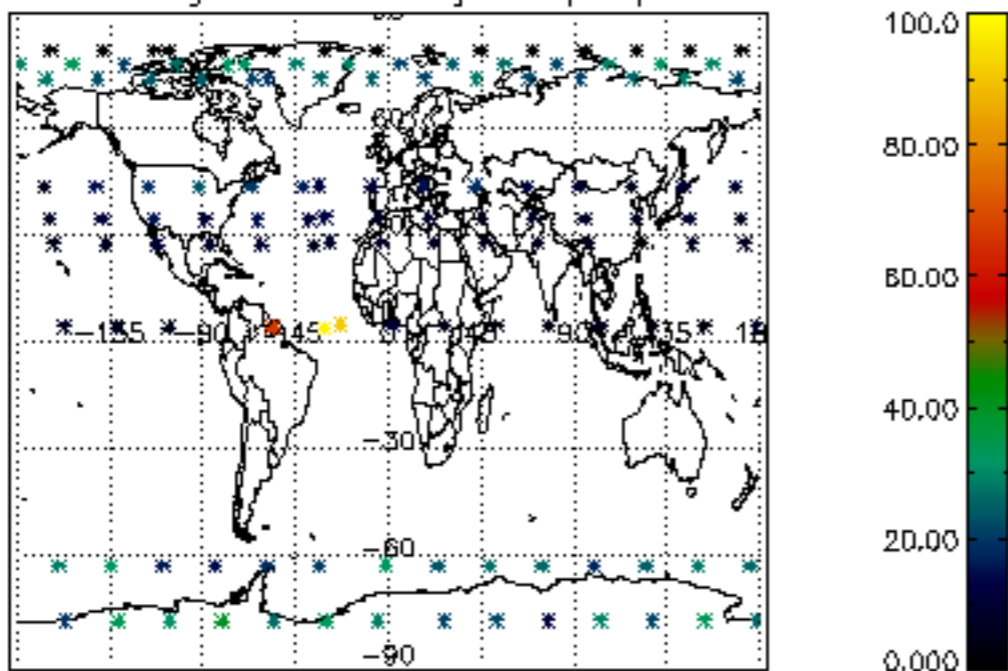




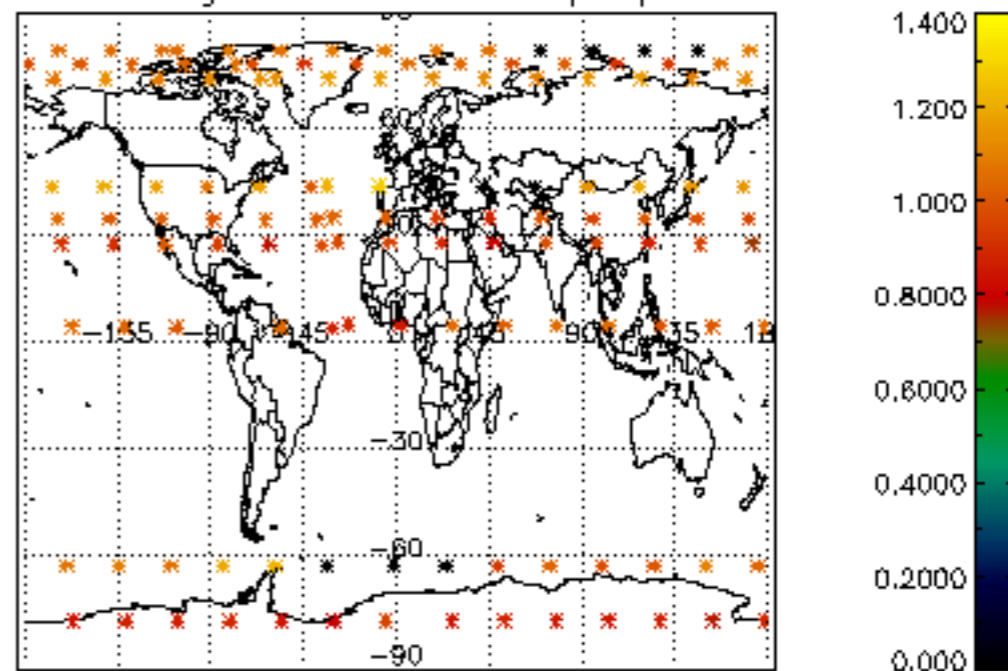




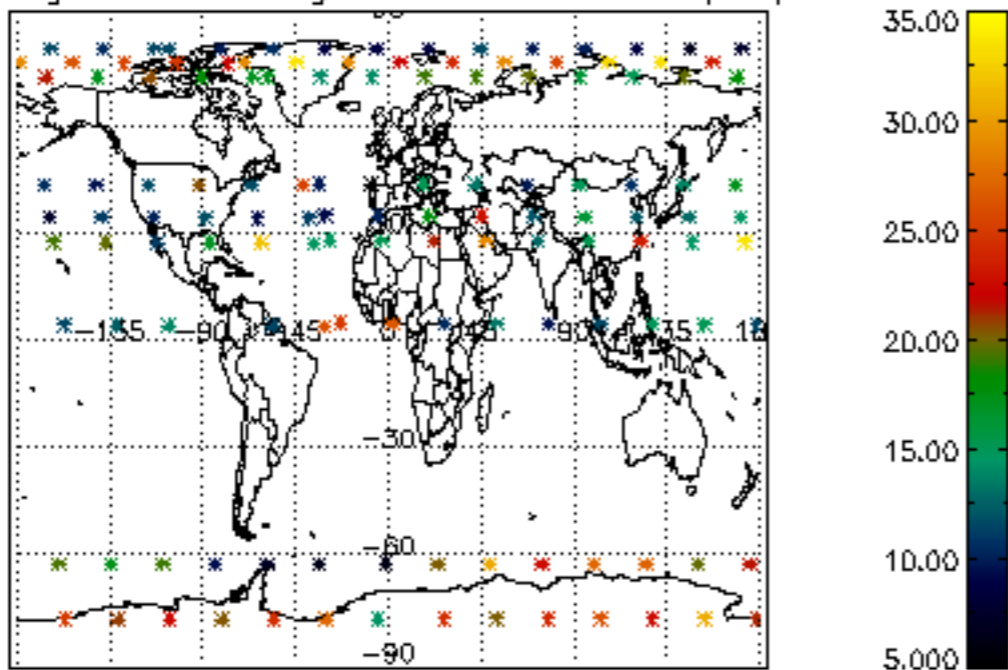
Percentage of cosmic ray hits per profile



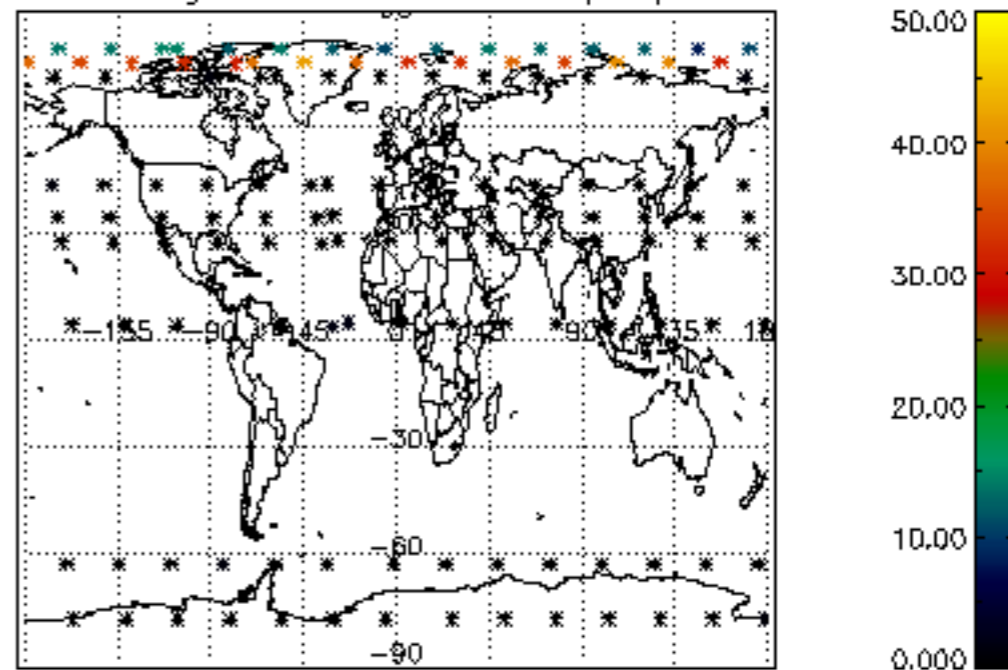
Percentage of datation errors per profile



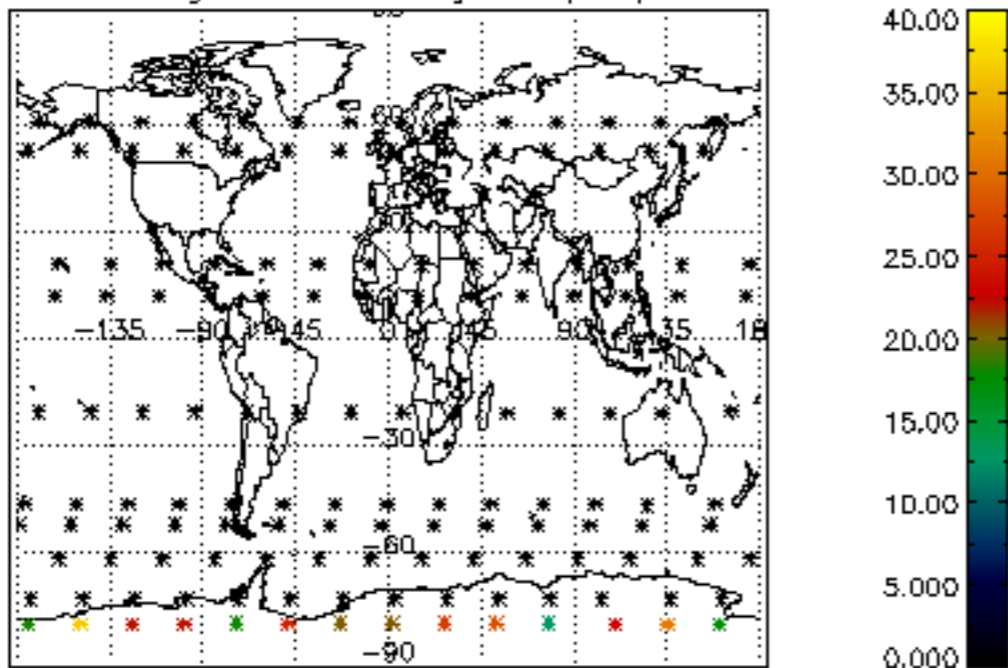
Percentage of star falling outside central band per profile



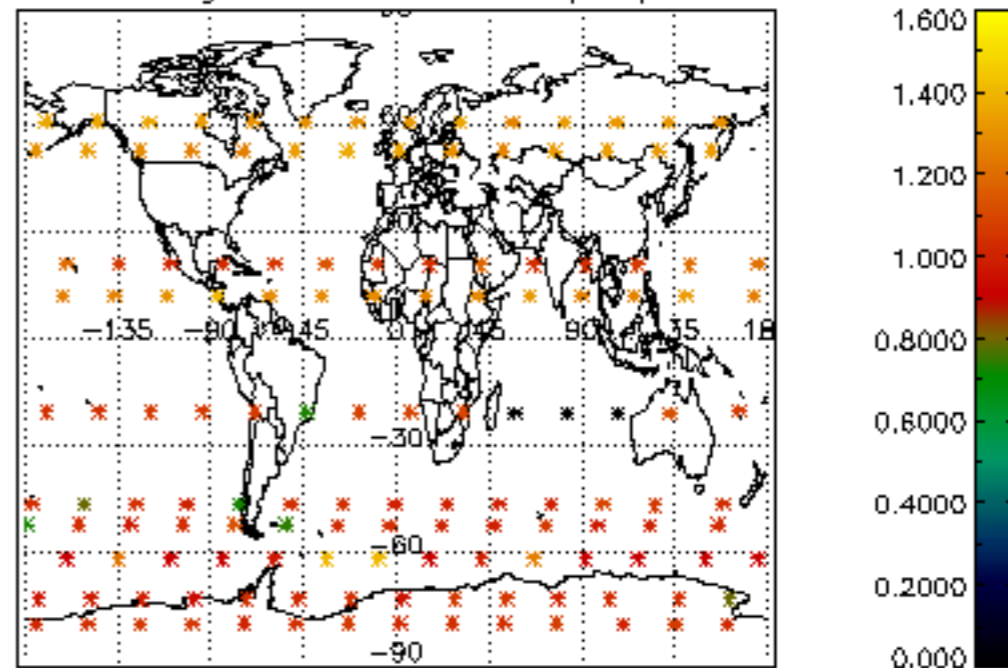
Percentage of saturation errors per profile



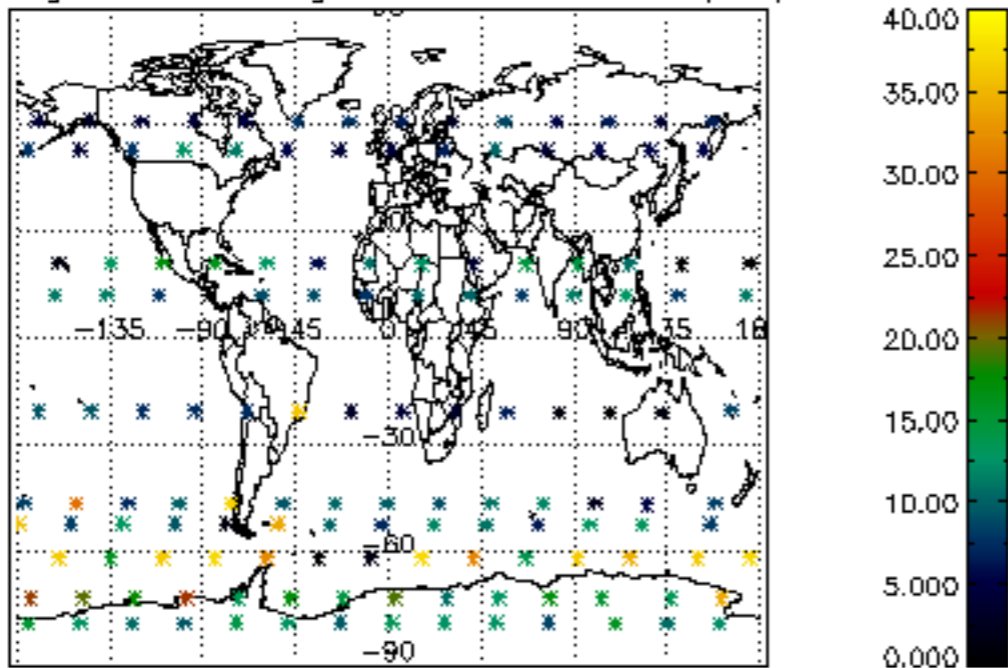
Percentage of cosmic ray hits per profile



Percentage of datation errors per profile



Percentage of star falling outside central band per profile



Percentage of saturation errors per profile

