

GOMOS Level 2 Daily Report

SUMMARY

[1. General Info](#)

[2. Summary of processed GOM_NL_2P products](#)

[3. Level 2 Quality information per product](#)

[3.1 Plot of level 2 quality information per product \(time dependant\)](#)

[3.2 Plot of level 2 quality information per product \(world map\)](#)

[4. Level 1 Quality information per product \(stored on level 2 products\)](#)

[4.1 Plot of level 1 quality information per product \(time dependant\)](#)

[4.1.1 Plot of level 1 quality information per product \(time dependant\): ASCENDING](#)

[4.1.2 Plot of level 1 quality information per product \(time dependant\): DESCENDING](#)

[4.2 Plot of level 1 quality information per product \(world map\)](#)

[4.2.1 Plot of level 1 quality information per product \(world map\): ASCENDING](#)

[4.2.2 Plot of level 1 quality information per product \(world map\): DESCENDING](#)

[5. Ozone profiles based on quality statistics and other trace gas profiles](#)

[5.1 Ozone statistics based on quality of products](#)

[5.2 Plot ozone profiles for all STD \(dark without errors\)](#)

[5.3 Plot ozone profiles where STD < 20% \(dark without errors\)](#)

[5.4. Plot ozone profiles where STD < 10% \(dark without errors\)](#)

[5.5. Plot ozone profiles where STD < 5% \(dark without errors\)](#)

[5.6 Plot NO2 profiles for all STD \(dark without errors\)](#)

[5.7 Plot NO3 profiles for all STD \(dark without errors\)](#)

[5.8 Plot H2O profiles \(only for occultations of stars 1,2,3,4,13,14,16,26,63 dark without errors\) for all STD](#)

[6. Auxiliary Data Files used for the production reported in section 2](#)

This report presents the daily analysis on parameters extracted from GOMOS level 2 data (GOM_NL__2P). It is intended to monitor some important parameters that will impact the quality of these products. A list of level 2 products (and content) that have arrived during the reporting day to the PCF is also given.

Item	Value
Time of report generation	29APR2013 12:27:16
Data source version	GOMOS/6.01
Start time of products	28-06-2010 (28JUN2010 00:00:00)
Stop time of products	29-06-2010 (29JUN2010 00:00:00)
Store outputs in DB	Yes
Nb of level 2 prods	269
Nb of prods with errors	0

2. Summary of processed GOM_NL__2P products.

Nr	Filename	UTC Start time	Limb	Duration	Star Id	Star Name	Star Mag	Star Temp	Nb Meas	Orbit	Prod. error
1	GOM_NL__2PRFIN20100628_000212_000000502090_00388_43528_6748.N1	28-JUN-2010 00:02:12	Bright	50.000	73	57Gam1And	2.2600	13100.	100	43528	No
2	GOM_NL__2PRFIN20100628_000444_000000472090_00388_43528_6749.N1	28-JUN-2010 00:04:44	Twilight	46.500	173	4Bet Tri	3.0040	8900.0	93	43528	No
3	GOM_NL__2PRFIN20100628_000848_000000582090_00388_43528_6750.N1	28-JUN-2010 00:08:48	Dark	57.500	50	13Alp Ari	2.0070	4250.0	115	43528	No
4	GOM_NL__2PRFIN20100628_001342_000000442090_00388_43528_6751.N1	28-JUN-2010 00:13:42	Dark	43.500	94	92Alp Cet	2.5260	3100.0	87	43528	No
5	GOM_NL__2PRFIN20100628_003230_000000572090_00389_43529_6742.N1	28-JUN-2010 00:32:30	Dark	57.000	84	Alp Phe	2.3970	4500.0	114	43529	No
6	GOM_NL__2PRFIN20100628_003901_000000522090_00389_43529_6743.N1	28-JUN-2010 00:39:01	Straylight	51.500	63	Bet Gru	2.1500	2800.0	103	43529	No
7	GOM_NL__2PRFIN20100628_004100_000000492090_00389_43529_6744.N1	28-JUN-2010 00:41:00	Straylight	48.500	31	Alp Gru	1.7340	15200.	97	43529	No
8	GOM_NL__2PRFIN20100628_004342_000000452090_00389_43529_6745.N1	28-JUN-2010 00:43:42	Straylight	45.000	45	Alp Pav	1.9400	26000.	90	43529	No
9	GOM_NL__2PRFIN20100628_005240_000000432090_00389_43529_6746.N1	28-JUN-2010 00:52:40	Twilight	43.000	38	20Eps Sgr	1.8360	11000.	86	43529	No
10	GOM_NL__2PRFIN20100628_005403_000000482090_00389_43529_6747.N1	28-JUN-2010 00:54:03	Bright	47.500	116	19Del Sgr	2.7000	4100.0	95	43529	No
11	GOM_NL__2PRFIN20100628_005611_000000482090_00389_43529_6748.N1	28-JUN-2010 00:56:11	Bright	47.500	155	41Pi Sgr	2.9000	6600.0	95	43529	No
12	GOM_NL__2PRFIN20100628_010443_000000392090_00389_43529_6749.N1	28-JUN-2010 01:04:43	Bright	38.500	126	60Bet Oph	2.7700	4250.0	77	43529	No
13	GOM_NL__2PRFIN20100628_010704_000000412090_00389_43529_6750.N1	28-JUN-2010 01:07:04	Bright	40.500	59	55Alp Oph	2.0800	8900.0	81	43529	No
14	GOM_NL__2PRFIN20100628_011615_000000472090_00389_43529_6751.N1	28-JUN-2010 01:16:15	Bright	47.000	5	3Alp Lyr	0.033000	11000.	94	43529	No
15	GOM_NL__2PRFIN20100628_011836_000000372090_00389_43529_6752.N1	28-JUN-2010 01:18:36	Bright	36.500	130	23Bet Dra	2.7990	5800.0	73	43529	No
16	GOM_NL__2PRFIN20100628_012754_000000462090_00389_43529_6753.N1	28-JUN-2010 01:27:54	Bright	45.500	89	5Alp Cep	2.4510	8000.0	91	43529	No
17	GOM_NL__2PRFIN20100628_013507_000000692090_00389_43529_6754.N1	28-JUN-2010 01:35:07	Bright	69.000	74	11Bet Cas	2.2680	6600.0	138	43529	No
18	GOM_NL__2PRFIN20100628_013645_000000482090_00389_43529_6755.N1	28-JUN-2010 01:36:45	Bright	47.500	68	18Alp Cas	2.2250	4500.0	95	43529	No
19	GOM_NL__2PRFIN20100628_013923_000000552090_00389_43529_6756.N1	28-JUN-2010 01:39:23	Bright	55.000	160	23Gam Per	2.9300	4700.0	110	43529	No
20	GOM_NL__2PRFIN20100628_014248_000000482090_00389_43529_6757.N1	28-JUN-2010 01:42:48	Bright	48.000	73	57Gam1And	2.2600	13100.	96	43529	No
21	GOM_NL__2PRFIN20100628_014520_000000462090_00389_43529_6758.N1	28-JUN-2010 01:45:20	Twilight	45.500	173	4Bet Tri	3.0040	8900.0	91	43529	No
22	GOM_NL__2PRFIN20100628_014924_000000542090_00389_43529_6759.N1	28-JUN-2010 01:49:24	Dark	54.000	50	13Alp Ari	2.0070	4250.0	108	43529	No
23	GOM_NL__2PRFIN20100628_015418_000000412090_00389_43529_6760.N1	28-JUN-2010 01:54:18	Dark	41.000	94	92Alp Cet	2.5260	3100.0	82	43529	No
24	GOM_NL__2PRFIN20100628_021307_000000512090_00390_43530_6770.N1	28-JUN-2010 02:13:07	Dark	51.000	84	Alp Phe	2.3970	4500.0	102	43530	No
25	GOM_NL__2PRFIN20100628_021938_000000672090_00390_43530_6771.N1	28-JUN-2010 02:19:38	Straylight	66.500	63	Bet Gru	2.1500	2800.0	133	43530	No
26	GOM_NL__2PRFIN20100628_022137_000000622090_00390_43530_6772.N1	28-JUN-2010 02:21:37	Straylight	61.500	31	Alp Gru	1.7340	15200.	123	43530	No
27	GOM_NL__2PRFIN20100628_022418_000000392090_00390_43530_6773.N1	28-JUN-2010 02:24:18	Straylight	39.000	45	Alp Pav	1.9400	26000.	78	43530	No
28	GOM_NL__2PRFIN20100628_023317_000000442090_00390_43530_6774.N1	28-JUN-2010 02:33:17	Twilight	44.000	38	20Eps Sgr	1.8360	11000.	88	43530	No
29	GOM_NL__2PRFIN20100628_023440_000000522090_00390_43530_6775.N1	28-JUN-2010 02:34:40	Bright	51.500	116	19Del Sgr	2.7000	4100.0	103	43530	No
30	GOM_NL__2PRFIN20100628_023647_000000482090_00390_43530_6776.N1	28-JUN-2010 02:36:47	Bright	47.500	155	41Pi Sgr	2.9000	6600.0	95	43530	No
31	GOM_NL__2PRFIN20100628_024518_000000412090_00390_43530_6777.N1	28-JUN-2010 02:45:18	Bright	40.500	126	60Bet Oph	2.7700	4250.0	81	43530	No
32	GOM_NL__2PRFIN20100628_024740_000000392090_00390_43530_6778.N1	28-JUN-2010 02:47:40	Bright	39.000	59	55Alp Oph	2.0800	8900.0	78	43530	No
33	GOM_NL__2PRFIN20100628_025650_000000442090_00390_43530_6779.N1	28-JUN-2010 02:56:50	Bright	43.500	5	3Alp Lyr	0.033000	11000.	87	43530	No
34	GOM_NL__2PRFIN20100628_025912_000000362090_00390_43530_6780.N1	28-JUN-2010 02:59:12	Bright	36.000	130	23Bet Dra	2.7990	5800.0	72	43530	No
35	GOM_NL__2PRFIN20100628_030829_000000442090_00390_43530_6781.N1	28-JUN-2010 03:08:29	Bright	43.500	89	5Alp Cep	2.4510	8000.0	87	43530	No
36	GOM_NL__2PRFIN20100628_031543_000000492090_00390_43530_6782.N1	28-JUN-2010 03:15:43	Bright	48.500	74	11Bet Cas	2.2680	6600.0	97	43530	No
37	GOM_NL__2PRFIN20100628_031720_000000492090_00390_43530_6783.N1	28-JUN-2010 03:17:20	Bright	49.000	68	18Alp Cas	2.2250	4500.0	98	43530	No
38	GOM_NL__2PRFIN20100628_031959_000000352090_00390_43530_6784.N1	28-JUN-2010 03:19:59	Bright	35.000	160	23Gam Per	2.9300	4700.0	70	43530	No
39	GOM_NL__2PRFIN20100628_032324_000000522090_00390_43530_6785.N1	28-JUN-2010 03:23:24	Bright	52.000	73	57Gam1And	2.2600	13100.	104	43530	No
40	GOM_NL__2PRFIN20100628_032556_000000492090_00390_43530_6786.N1	28-JUN-2010 03:25:56	Twilight	49.000	173	4Bet Tri	3.0040	8900.0	98	43530	No
41	GOM_NL__2PRFIN20100628_033001_000000582090_00390_43530_6787.N1	28-JUN-2010 03:30:01	Dark	58.000	50	13Alp Ari	2.0070	4250.0	116	43530	No
42	GOM_NL__2PRFIN20100628_033454_000000392090_00390_43530_6788.N1	28-JUN-2010 03:34:54	Dark	39.000	94	92Alp Cet	2.5260	3100.0	78	43530	No

43	GOM_NL__2PRFIN20100628_035344_000000512090_00391_43531_6778.N1	28-JUN-2010 03:53:44	Dark	51.000	84	Alp Phe	2.3970	4500.0	102	43531	No
44	GOM_NL__2PRFIN20100628_040014_000000532090_00391_43531_6779.N1	28-JUN-2010 04:00:14	Straylight	52.500	63	Bet Gru	2.1500	2800.0	105	43531	No
45	GOM_NL__2PRFIN20100628_040214_000000512090_00391_43531_6780.N1	28-JUN-2010 04:02:14	Straylight	50.500	31	Alp Gru	1.7340	15200.	101	43531	No
46	GOM_NL__2PRFIN20100628_040454_000000432090_00391_43531_6781.N1	28-JUN-2010 04:04:54	Straylight	43.000	45	Alp Pav	1.9400	26000.	86	43531	No
47	GOM_NL__2PRFIN20100628_041353_000000452090_00391_43531_6782.N1	28-JUN-2010 04:13:53	Tw_i_and_stray	44.500	38	20Eps Sgr	1.8360	11000.	89	43531	No
48	GOM_NL__2PRFIN20100628_041516_000000512090_00391_43531_6783.N1	28-JUN-2010 04:15:16	Bright	51.000	116	19Del Sgr	2.7000	4100.0	102	43531	No
49	GOM_NL__2PRFIN20100628_041723_000000492090_00391_43531_6784.N1	28-JUN-2010 04:17:23	Bright	48.500	155	41Pi Sgr	2.9000	6600.0	97	43531	No
50	GOM_NL__2PRFIN20100628_042555_000000382090_00391_43531_6785.N1	28-JUN-2010 04:25:55	Bright	38.000	126	60Bet Oph	2.7700	4250.0	76	43531	No
51	GOM_NL__2PRFIN20100628_042816_000000382090_00391_43531_6786.N1	28-JUN-2010 04:28:16	Bright	37.500	59	55Alp Oph	2.0800	8900.0	75	43531	No
52	GOM_NL__2PRFIN20100628_043726_000000472090_00391_43531_6787.N1	28-JUN-2010 04:37:26	Bright	47.000	5	3Alp Lyr	0.033000	11000.	94	43531	No
53	GOM_NL__2PRFIN20100628_043948_000000382090_00391_43531_6788.N1	28-JUN-2010 04:39:48	Bright	38.000	130	23Bet Dra	2.7990	5800.0	76	43531	No
54	GOM_NL__2PRFIN20100628_044905_000000472090_00391_43531_6789.N1	28-JUN-2010 04:49:05	Bright	47.000	89	5Alp Cep	2.4510	8000.0	94	43531	No
55	GOM_NL__2PRFIN20100628_045618_000000462090_00391_43531_6790.N1	28-JUN-2010 04:56:18	Bright	46.000	74	11Bet Cas	2.2680	6600.0	92	43531	No
56	GOM_NL__2PRFIN20100628_045756_000000472090_00391_43531_6791.N1	28-JUN-2010 04:57:56	Bright	47.000	68	18Alp Cas	2.2250	4500.0	94	43531	No
57	GOM_NL__2PRFIN20100628_050035_000000362090_00391_43531_6792.N1	28-JUN-2010 05:00:35	Bright	36.000	160	23Gam Per	2.9300	4700.0	72	43531	No
58	GOM_NL__2PRFIN20100628_050400_000000452090_00391_43531_6793.N1	28-JUN-2010 05:04:00	Bright	45.000	73	57Gam1And	2.2600	13100.	90	43531	No
59	GOM_NL__2PRFIN20100628_050632_000000482090_00391_43531_6794.N1	28-JUN-2010 05:06:32	Tw_i_and_stray	48.000	173	4Bet Tri	3.0040	8900.0	96	43531	No
60	GOM_NL__2PRFIN20100628_051037_000000562090_00391_43531_6795.N1	28-JUN-2010 05:10:37	Dark	55.500	50	13Alp Ari	2.0070	4250.0	111	43531	No
61	GOM_NL__2PRFIN20100628_051531_000000392090_00391_43531_6796.N1	28-JUN-2010 05:15:31	Dark	39.000	94	92Alp Cet	2.5260	3100.0	78	43531	No
62	GOM_NL__2PRFIN20100628_053421_000000482090_00392_43532_6791.N1	28-JUN-2010 05:34:21	Dark	47.500	84	Alp Phe	2.3970	4500.0	95	43532	No
63	GOM_NL__2PRFIN20100628_054052_000000512090_00392_43532_6792.N1	28-JUN-2010 05:40:52	Straylight	51.000	63	Bet Gru	2.1500	2800.0	102	43532	No
64	GOM_NL__2PRFIN20100628_054251_000000502090_00392_43532_6793.N1	28-JUN-2010 05:42:51	Straylight	50.000	31	Alp Gru	1.7340	15200.	100	43532	No
65	GOM_NL__2PRFIN20100628_054531_000000412090_00392_43532_6794.N1	28-JUN-2010 05:45:31	Straylight	40.500	45	Alp Pav	1.9400	26000.	81	43532	No
66	GOM_NL__2PRFIN20100628_055429_000000432090_00392_43532_6795.N1	28-JUN-2010 05:54:29	Tw_i_and_stray	42.500	38	20Eps Sgr	1.8360	11000.	85	43532	No
67	GOM_NL__2PRFIN20100628_055552_000000522090_00392_43532_6796.N1	28-JUN-2010 05:55:52	Bright	51.500	116	19Del Sgr	2.7000	4100.0	103	43532	No
68	GOM_NL__2PRFIN20100628_055759_000000482090_00392_43532_6797.N1	28-JUN-2010 05:57:59	Bright	48.000	155	41Pi Sgr	2.9000	6600.0	96	43532	No
69	GOM_NL__2PRFIN20100628_060631_000000382090_00392_43532_6798.N1	28-JUN-2010 06:06:31	Bright	38.000	126	60Bet Oph	2.7700	4250.0	76	43532	No
70	GOM_NL__2PRFIN20100628_060852_000000392090_00392_43532_6799.N1	28-JUN-2010 06:08:52	Bright	38.500	59	55Alp Oph	2.0800	8900.0	77	43532	No
71	GOM_NL__2PRFIN20100628_061801_000000482090_00392_43532_6800.N1	28-JUN-2010 06:18:01	Bright	47.500	5	3Alp Lyr	0.033000	11000.	95	43532	No
72	GOM_NL__2PRFIN20100628_062024_000000382090_00392_43532_6801.N1	28-JUN-2010 06:20:24	Bright	38.000	130	23Bet Dra	2.7990	5800.0	76	43532	No
73	GOM_NL__2PRFIN20100628_062940_000000472090_00392_43532_6802.N1	28-JUN-2010 06:29:40	Bright	47.000	89	5Alp Cep	2.4510	8000.0	94	43532	No
74	GOM_NL__2PRFIN20100628_063653_000000492090_00392_43532_6803.N1	28-JUN-2010 06:36:53	Bright	48.500	74	11Bet Cas	2.2680	6600.0	97	43532	No
75	GOM_NL__2PRFIN20100628_063832_000000472090_00392_43532_6804.N1	28-JUN-2010 06:38:32	Bright	47.000	68	18Alp Cas	2.2250	4500.0	94	43532	No
76	GOM_NL__2PRFIN20100628_064111_000000382090_00392_43532_6805.N1	28-JUN-2010 06:41:11	Bright	38.000	160	23Gam Per	2.9300	4700.0	76	43532	No
77	GOM_NL__2PRFIN20100628_064436_000000482090_00392_43532_6806.N1	28-JUN-2010 06:44:36	Bright	48.000	73	57Gam1And	2.2600	13100.	96	43532	No
78	GOM_NL__2PRFIN20100628_064708_000000462090_00392_43532_6807.N1	28-JUN-2010 06:47:08	Tw_i_and_stray	46.000	173	4Bet Tri	3.0040	8900.0	92	43532	No
79	GOM_NL__2PRFIN20100628_065113_000000552090_00392_43532_6808.N1	28-JUN-2010 06:51:13	Dark	55.000	50	13Alp Ari	2.0070	4250.0	110	43532	No
80	GOM_NL__2PRFIN20100628_065607_000000412090_00392_43532_6809.N1	28-JUN-2010 06:56:07	Dark	40.500	94	92Alp Cet	2.5260	3100.0	81	43532	No
81	GOM_NL__2PRFIN20100628_071459_000000452090_00393_43533_6799.N1	28-JUN-2010 07:14:59	Dark	45.000	84	Alp Phe	2.3970	4500.0	90	43533	No
82	GOM_NL__2PRFIN20100628_072128_000000622090_00393_43533_6800.N1	28-JUN-2010 07:21:28	Straylight	61.500	63	Bet Gru	2.1500	2800.0	123	43533	No
83	GOM_NL__2PRFIN20100628_072328_000000492090_00393_43533_6801.N1	28-JUN-2010 07:23:28	Straylight	48.500	31	Alp Gru	1.7340	15200.	97	43533	No
84	GOM_NL__2PRFIN20100628_072607_000000482090_00393_43533_6802.N1	28-JUN-2010 07:26:07	Straylight	48.000	45	Alp Pav	1.9400	26000.	96	43533	No
85	GOM_NL__2PRFIN20100628_073505_000000472090_00393_43533_6803.N1	28-JUN-2010 07:35:05	Tw_i_and_stray	47.000	38	20Eps Sgr	1.8360	11000.	94	43533	No
86	GOM_NL__2PRFIN20100628_073629_000000512090_00393_43533_6804.N1	28-JUN-2010 07:36:29	Bright	51.000	116	19Del Sgr	2.7000	4100.0	102	43533	No
87	GOM_NL__2PRFIN20100628_073835_000000482090_00393_43533_6805.N1	28-JUN-2010 07:38:35	Bright	47.500	155	41Pi Sgr	2.9000	6600.0	95	43533	No
88	GOM_NL__2PRFIN20100628_074706_000000402090_00393_43533_6806.N1	28-JUN-2010 07:47:06	Bright	40.000	126	60Bet Oph	2.7700	4250.0	80	43533	No
89	GOM_NL__2PRFIN20100628_074928_000000402090_00393_43533_6807.N1	28-JUN-2010 07:49:28	Bright	39.500	59	55Alp Oph	2.0800	8900.0	79	43533	No
90	GOM_NL__2PRFIN20100628_075836_000000522090_00393_43533_6808.N1	28-JUN-2010 07:58:36	Bright	52.000	5	3Alp Lyr	0.033000	11000.	104	43533	No
91	GOM_NL__2PRFIN20100628_080059_000000392090_00393_43533_6809.N1	28-JUN-2010 08:00:59	Bright	39.000	130	23Bet Dra	2.7990	5800.0	78	43533	No
92	GOM_NL__2PRFIN20100628_081015_000000462090_00393_43533_6810.N1	28-JUN-2010 08:10:15	Bright	45.500	89	5Alp Cep	2.4510	8000.0	91	43533	No
93	GOM_NL__2PRFIN20100628_081729_000000482090_00393_43533_6811.N1	28-JUN-2010 08:17:29	Bright	48.000	74	11Bet Cas	2.2680	6600.0	96	43533	No
94	GOM_NL__2PRFIN20100628_081907_000000492090_00393_43533_6812.N1	28-JUN-2010 08:19:07	Bright	49.000	68	18Alp Cas	2.2250	4500.0	98	43533	No
95	GOM_NL__2PRFIN20100628_082147_000000402090_00393_43533_6813.N1	28-JUN-2010 08:21:47	Bright	40.000	160	23Gam Per	2.9300	4700.0	80	43533	No
96	GOM_NL__2PRFIN20100628_082512_000000492090_00393_43533_6814.N1	28-JUN-2010 08:25:12	Bright	48.500	73	57Gam1And	2.2600	13100.	97	43533	No
97	GOM_NL__2PRFIN20100628_082744_000000482090_00393_43533_6815.N1	28-JUN-2010 08:27:44	Tw_i_and_stray	48.000	173	4Bet Tri	3.0040	8900.0	96	43533	No
98	GOM_NL__2PRFIN20100628_083149_000000562090_00393_43533_6816.N1	28-JUN-2010 08:31:49	Dark	56.000	50	13Alp Ari	2.0070	4250.0	112	43533	No
99	GOM_NL__2PRFIN20100628_083644_000000452090_00393_43533_6817.N1	28-JUN-2010 08:36:44	Dark	45.000	94	92Alp Cet	2.5260	3100.0	90	43533	No
100	GOM_NL__2PRFIN20100628_085535_000000502090_00394_43534_6807.N1	28-JUN-2010 08:55:35	Dark	49.500	84	Alp Phe	2.3970	4500.0	99	43534	No
101	GOM_NL__2PRFIN20100628_090206_000000652090_00394_43534_6808.N1	28-JUN-2010 09:02:06	Straylight	65.000	63	Bet Gru	2.1500	2800.0	130	43534	No

102	GOM_NL__2PRFIN20100628_090405_000000502090_00394_43534_6809.N1	28-JUN-2010 09:04:05	Straylight	50.000	31	Alp Gru	1.7340	15200.	100	43534	No
103	GOM_NL__2PRFIN20100628_090644_000000452090_00394_43534_6810.N1	28-JUN-2010 09:06:44	Straylight	44.500	45	Alp Pav	1.9400	26000.	89	43534	No
104	GOM_NL__2PRFIN20100628_091542_000000432090_00394_43534_6811.N1	28-JUN-2010 09:15:42	Tw_i_and_stray	42.500	38	20Eps Sgr	1.8360	11000.	85	43534	No
105	GOM_NL__2PRFIN20100628_091705_000000462090_00394_43534_6812.N1	28-JUN-2010 09:17:05	Bright	45.500	116	19Del Sgr	2.7000	4100.0	91	43534	No
106	GOM_NL__2PRFIN20100628_091912_000000472090_00394_43534_6813.N1	28-JUN-2010 09:19:12	Bright	47.000	155	41Pi Sgr	2.9000	6600.0	94	43534	No
107	GOM_NL__2PRFIN20100628_092742_000000392090_00394_43534_6814.N1	28-JUN-2010 09:27:42	Bright	38.500	126	60Bet Oph	2.7700	4250.0	77	43534	No
108	GOM_NL__2PRFIN20100628_093004_000000392090_00394_43534_6815.N1	28-JUN-2010 09:30:04	Bright	38.500	59	55Alp Oph	2.0800	8900.0	77	43534	No
109	GOM_NL__2PRFIN20100628_093912_000000502090_00394_43534_6816.N1	28-JUN-2010 09:39:12	Bright	50.000	5	3Alp Lyr	0.033000	11000.	100	43534	No
110	GOM_NL__2PRFIN20100628_094135_000000382090_00394_43534_6817.N1	28-JUN-2010 09:41:35	Bright	37.500	130	23Bet Dra	2.7990	5800.0	75	43534	No
111	GOM_NL__2PRFIN20100628_095050_000000452090_00394_43534_6818.N1	28-JUN-2010 09:50:50	Bright	44.500	89	5Alp Cep	2.4510	8000.0	89	43534	No
112	GOM_NL__2PRFIN20100628_095805_000000462090_00394_43534_6819.N1	28-JUN-2010 09:58:05	Bright	46.000	74	11Bet Cas	2.2680	6600.0	92	43534	No
113	GOM_NL__2PRFIN20100628_095943_000000502090_00394_43534_6820.N1	28-JUN-2010 09:59:43	Bright	50.000	68	18Alp Cas	2.2250	4500.0	100	43534	No
114	GOM_NL__2PRFIN20100628_100223_000000542090_00394_43534_6821.N1	28-JUN-2010 10:02:23	Bright	54.000	160	23Gam Per	2.9300	4700.0	108	43534	No
115	GOM_NL__2PRFIN20100628_100548_000000502090_00394_43534_6822.N1	28-JUN-2010 10:05:48	Bright	50.000	73	57Gam1And	2.2600	13100.	100	43534	No
116	GOM_NL__2PRFIN20100628_100820_000000492090_00394_43534_6823.N1	28-JUN-2010 10:08:20	Tw_i_and_stray	49.000	173	4Bet Tri	3.0040	8900.0	98	43534	No
117	GOM_NL__2PRFIN20100628_101226_000000562090_00394_43534_6824.N1	28-JUN-2010 10:12:26	Dark	56.000	50	13Alp Ari	2.0070	4250.0	112	43534	No
118	GOM_NL__2PRFIN20100628_101720_000000472090_00394_43534_6825.N1	28-JUN-2010 10:17:20	Dark	47.000	94	92Alp Cet	2.5260	3100.0	94	43534	No
119	GOM_NL__2PRFIN20100628_103612_000000472090_00395_43535_6815.N1	28-JUN-2010 10:36:12	Dark	46.500	84	Alp Phe	2.3970	4500.0	93	43535	No
120	GOM_NL__2PRFIN20100628_104242_000000672090_00395_43535_6816.N1	28-JUN-2010 10:42:42	Straylight	66.500	63	Bet Gru	2.1500	2800.0	133	43535	No
121	GOM_NL__2PRFIN20100628_104441_000000582090_00395_43535_6817.N1	28-JUN-2010 10:44:41	Straylight	58.000	31	Alp Gru	1.7340	15200.	116	43535	No
122	GOM_NL__2PRFIN20100628_104720_000000422090_00395_43535_6818.N1	28-JUN-2010 10:47:20	Straylight	42.000	45	Alp Pav	1.9400	26000.	84	43535	No
123	GOM_NL__2PRFIN20100628_105618_000000462090_00395_43535_6819.N1	28-JUN-2010 10:56:18	Tw_i_and_stray	45.500	38	20Eps Sgr	1.8360	11000.	91	43535	No
124	GOM_NL__2PRFIN20100628_105741_000000472090_00395_43535_6820.N1	28-JUN-2010 10:57:41	Bright	47.000	116	19Del Sgr	2.7000	4100.0	94	43535	No
125	GOM_NL__2PRFIN20100628_105948_000000472090_00395_43535_6821.N1	28-JUN-2010 10:59:48	Bright	46.500	155	41Pi Sgr	2.9000	6600.0	93	43535	No
126	GOM_NL__2PRFIN20100628_110818_000000412090_00395_43535_6822.N1	28-JUN-2010 11:08:18	Bright	41.000	126	60Bet Oph	2.7700	4250.0	82	43535	No
127	GOM_NL__2PRFIN20100628_111039_000000442090_00395_43535_6823.N1	28-JUN-2010 11:10:39	Bright	44.000	59	55Alp Oph	2.0800	8900.0	88	43535	No
128	GOM_NL__2PRFIN20100628_111947_000000442090_00395_43535_6824.N1	28-JUN-2010 11:19:47	Bright	43.500	5	3Alp Lyr	0.033000	11000.	87	43535	No
129	GOM_NL__2PRFIN20100628_112211_000000402090_00395_43535_6825.N1	28-JUN-2010 11:22:11	Bright	39.500	130	23Bet Dra	2.7990	5800.0	79	43535	No
130	GOM_NL__2PRFIN20100628_113126_000000452090_00395_43535_6826.N1	28-JUN-2010 11:31:26	Bright	45.000	89	5Alp Cep	2.4510	8000.0	90	43535	No
131	GOM_NL__2PRFIN20100628_113840_000000492090_00395_43535_6827.N1	28-JUN-2010 11:38:40	Bright	48.500	74	11Bet Cas	2.2680	6600.0	97	43535	No
132	GOM_NL__2PRFIN20100628_114018_000000502090_00395_43535_6828.N1	28-JUN-2010 11:40:18	Bright	49.500	68	18Alp Cas	2.2250	4500.0	99	43535	No
133	GOM_NL__2PRFIN20100628_114259_000000552090_00395_43535_6829.N1	28-JUN-2010 11:42:59	Bright	55.000	160	23Gam Per	2.9300	4700.0	110	43535	No
134	GOM_NL__2PRFIN20100628_114624_000000512090_00395_43535_6830.N1	28-JUN-2010 11:46:24	Bright	50.500	73	57Gam1And	2.2600	13100.	101	43535	No
135	GOM_NL__2PRFIN20100628_114857_000000492090_00395_43535_6831.N1	28-JUN-2010 11:48:57	Tw_i_and_stray	48.500	173	4Bet Tri	3.0040	8900.0	97	43535	No
136	GOM_NL__2PRFIN20100628_115302_000000592090_00395_43535_6832.N1	28-JUN-2010 11:53:02	Dark	58.500	50	13Alp Ari	2.0070	4250.0	117	43535	No
137	GOM_NL__2PRFIN20100628_115756_000000482090_00395_43535_6833.N1	28-JUN-2010 11:57:56	Dark	47.500	94	92Alp Cet	2.5260	3100.0	95	43535	No
138	GOM_NL__2PRFIN20100628_121649_000000482090_00396_43536_6823.N1	28-JUN-2010 12:16:49	Dark	48.000	84	Alp Phe	2.3970	4500.0	96	43536	No
139	GOM_NL__2PRFIN20100628_122319_000000522090_00396_43536_6824.N1	28-JUN-2010 12:23:19	Straylight	51.500	63	Bet Gru	2.1500	2800.0	103	43536	No
140	GOM_NL__2PRFIN20100628_122518_000000512090_00396_43536_6825.N1	28-JUN-2010 12:25:18	Straylight	51.000	31	Alp Gru	1.7340	15200.	102	43536	No
141	GOM_NL__2PRFIN20100628_122757_000000422090_00396_43536_6826.N1	28-JUN-2010 12:27:57	Straylight	42.000	45	Alp Pav	1.9400	26000.	84	43536	No
142	GOM_NL__2PRFIN20100628_123654_000000452090_00396_43536_6827.N1	28-JUN-2010 12:36:54	Tw_i_and_stray	45.000	38	20Eps Sgr	1.8360	11000.	90	43536	No
143	GOM_NL__2PRFIN20100628_123817_000000522090_00396_43536_6828.N1	28-JUN-2010 12:38:17	Bright	51.500	116	19Del Sgr	2.7000	4100.0	103	43536	No
144	GOM_NL__2PRFIN20100628_124024_000000472090_00396_43536_6829.N1	28-JUN-2010 12:40:24	Bright	47.000	155	41Pi Sgr	2.9000	6600.0	94	43536	No
145	GOM_NL__2PRFIN20100628_124854_000000392090_00396_43536_6830.N1	28-JUN-2010 12:48:54	Bright	39.000	126	60Bet Oph	2.7700	4250.0	78	43536	No
146	GOM_NL__2PRFIN20100628_125115_000000382090_00396_43536_6831.N1	28-JUN-2010 12:51:15	Bright	38.000	59	55Alp Oph	2.0800	8900.0	76	43536	No
147	GOM_NL__2PRFIN20100628_130022_000000482090_00396_43536_6832.N1	28-JUN-2010 13:00:22	Bright	48.000	5	3Alp Lyr	0.033000	11000.	96	43536	No
148	GOM_NL__2PRFIN20100628_130246_000000392090_00396_43536_6833.N1	28-JUN-2010 13:02:46	Bright	39.000	130	23Bet Dra	2.7990	5800.0	78	43536	No
149	GOM_NL__2PRFIN20100628_131916_000000432090_00396_43536_6834.N1	28-JUN-2010 13:19:16	Bright	43.000	74	11Bet Cas	2.2680	6600.0	86	43536	No
150	GOM_NL__2PRFIN20100628_132054_000000502090_00396_43536_6835.N1	28-JUN-2010 13:20:54	Bright	49.500	68	18Alp Cas	2.2250	4500.0	99	43536	No
151	GOM_NL__2PRFIN20100628_132335_000000502090_00396_43536_6836.N1	28-JUN-2010 13:23:35	Bright	49.500	160	23Gam Per	2.9300	4700.0	99	43536	No
152	GOM_NL__2PRFIN20100628_132659_000000492090_00396_43536_6837.N1	28-JUN-2010 13:26:59	Bright	49.000	73	57Gam1And	2.2600	13100.	98	43536	No
153	GOM_NL__2PRFIN20100628_132933_000000482090_00396_43536_6838.N1	28-JUN-2010 13:29:33	Tw_i_and_stray	48.000	173	4Bet Tri	3.0040	8900.0	96	43536	No
154	GOM_NL__2PRFIN20100628_133338_000000612090_00396_43536_6839.N1	28-JUN-2010 13:33:38	Dark	61.000	50	13Alp Ari	2.0070	4250.0	122	43536	No
155	GOM_NL__2PRFIN20100628_133832_000000532090_00396_43536_6840.N1	28-JUN-2010 13:38:32	Dark	52.500	94	92Alp Cet	2.5260	3100.0	105	43536	No
156	GOM_NL__2PRFIN20100628_135726_000000472090_00397_43537_6833.N1	28-JUN-2010 13:57:26	Dark	46.500	84	Alp Phe	2.3970	4500.0	93	43537	No
157	GOM_NL__2PRFIN20100628_140356_000000542090_00397_43537_6834.N1	28-JUN-2010 14:03:56	Straylight	54.000	63	Bet Gru	2.1500	2800.0	108	43537	No
158	GOM_NL__2PRFIN20100628_140555_000000502090_00397_43537_6835.N1	28-JUN-2010 14:05:55	Straylight	50.000	31	Alp Gru	1.7340	15200.	100	43537	No
159	GOM_NL__2PRFIN20100628_140833_000000422090_00397_43537_6836.N1	28-JUN-2010 14:08:33	Straylight	42.000	45	Alp Pav	1.9400	26000.	84	43537	No
160	GOM_NL__2PRFIN20100628_141730_000000442090_00397_43537_6837.N1	28-JUN-2010 14:17:30	Tw_i_and_stray	44.000	38	20Eps Sgr	1.8360	11000.	88	43537	No

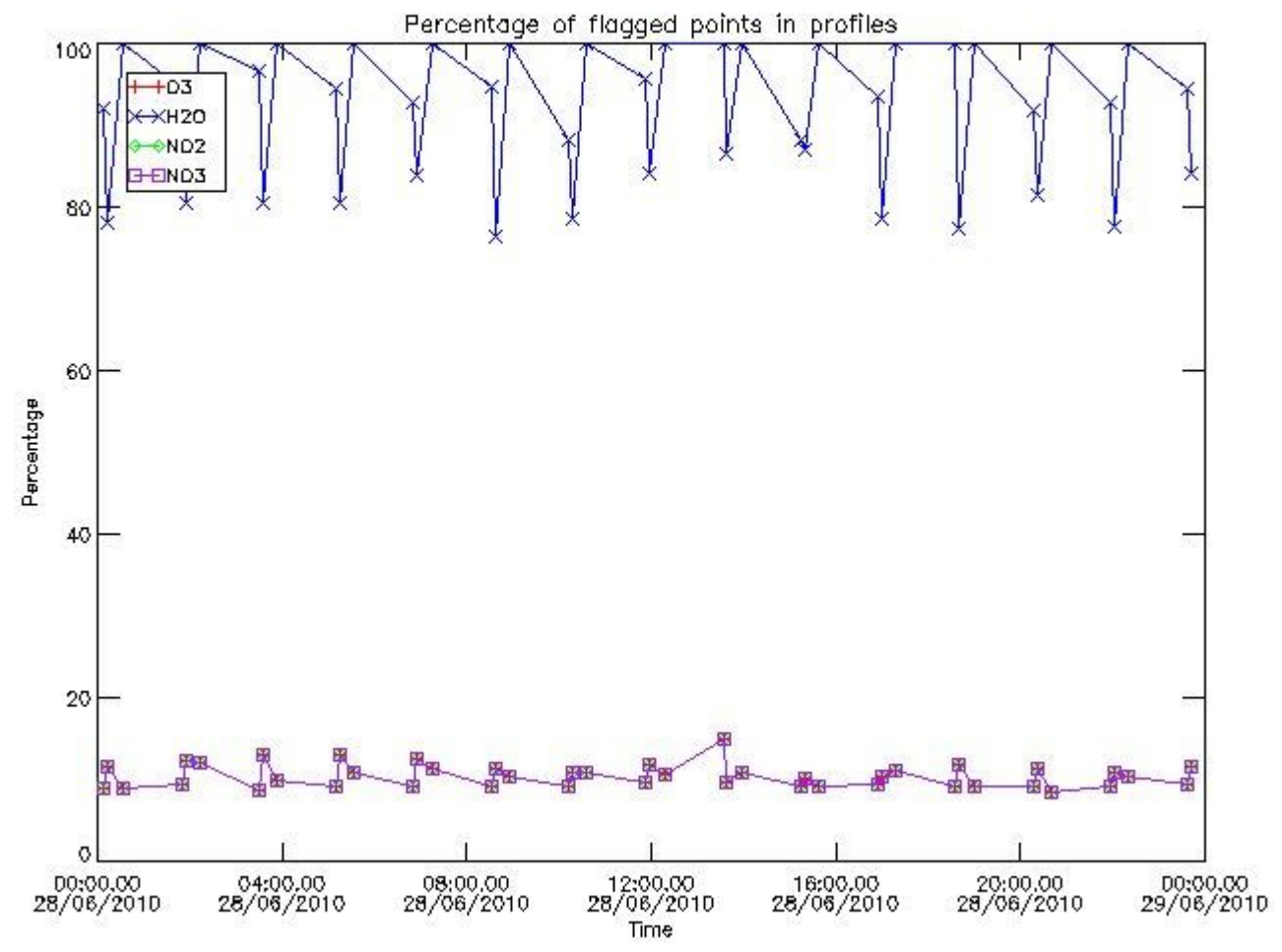
161	GOM_NL__2PRFIN20100628_141853_000000502090_00397_43537_6838.N1	28-JUN-2010 14:18:53	Bright	50.000	116	19Del Sgr	2.7000	4100.0	100	43537	No
162	GOM_NL__2PRFIN20100628_142100_000000482090_00397_43537_6839.N1	28-JUN-2010 14:21:00	Bright	47.500	155	41Pi Sgr	2.9000	6600.0	95	43537	No
163	GOM_NL__2PRFIN20100628_142930_000000392090_00397_43537_6840.N1	28-JUN-2010 14:29:30	Bright	38.500	126	60Bet Oph	2.7700	4250.0	77	43537	No
164	GOM_NL__2PRFIN20100628_143151_000000382090_00397_43537_6841.N1	28-JUN-2010 14:31:51	Bright	38.000	59	55Alp Oph	2.0800	8900.0	76	43537	No
165	GOM_NL__2PRFIN20100628_144058_000000432090_00397_43537_6842.N1	28-JUN-2010 14:40:58	Bright	42.500	5	3Alp Lyr	0.033000	11000.	85	43537	No
166	GOM_NL__2PRFIN20100628_144322_000000352090_00397_43537_6843.N1	28-JUN-2010 14:43:22	Bright	35.000	130	23Bet Dra	2.7990	5800.0	70	43537	No
167	GOM_NL__2PRFIN20100628_145236_000000462090_00397_43537_6844.N1	28-JUN-2010 14:52:36	Bright	46.000	89	5Alp Cep	2.4510	8000.0	92	43537	No
168	GOM_NL__2PRFIN20100628_145951_000000472090_00397_43537_6845.N1	28-JUN-2010 14:59:51	Bright	47.000	74	11Bet Cas	2.2680	6600.0	94	43537	No
169	GOM_NL__2PRFIN20100628_150129_000000682090_00397_43537_6846.N1	28-JUN-2010 15:01:29	Bright	68.000	68	18Alp Cas	2.2250	4500.0	136	43537	No
170	GOM_NL__2PRFIN20100628_150410_000000462090_00397_43537_6847.N1	28-JUN-2010 15:04:10	Bright	45.500	160	23Gam Per	2.9300	4700.0	91	43537	No
171	GOM_NL__2PRFIN20100628_150735_000000632090_00397_43537_6848.N1	28-JUN-2010 15:07:35	Bright	63.000	73	57Gam1And	2.2600	13100.	126	43537	No
172	GOM_NL__2PRFIN20100628_151009_000000492090_00397_43537_6849.N1	28-JUN-2010 15:10:09	Tw_i_and_stray	48.500	173	4Bet Tri	3.0040	8900.0	97	43537	No
173	GOM_NL__2PRFIN20100628_151415_000000562090_00397_43537_6850.N1	28-JUN-2010 15:14:15	Dark	56.000	50	13Alp Ari	2.0070	4250.0	112	43537	No
174	GOM_NL__2PRFIN20100628_151909_000000502090_00397_43537_6851.N1	28-JUN-2010 15:19:09	Dark	50.000	94	92Alp Cet	2.5260	3100.0	100	43537	No
175	GOM_NL__2PRFIN20100628_153803_000000562090_00398_43538_6841.N1	28-JUN-2010 15:38:03	Dark	56.000	84	Alp Phe	2.3970	4500.0	112	43538	No
176	GOM_NL__2PRFIN20100628_154433_000000532090_00398_43538_6842.N1	28-JUN-2010 15:44:33	Straylight	52.500	63	Bet Gru	2.1500	2800.0	105	43538	No
177	GOM_NL__2PRFIN20100628_154632_000000522090_00398_43538_6843.N1	28-JUN-2010 15:46:32	Straylight	52.000	31	Alp Gru	1.7340	15200.	104	43538	No
178	GOM_NL__2PRFIN20100628_154910_000000402090_00398_43538_6844.N1	28-JUN-2010 15:49:10	Straylight	40.000	45	Alp Pav	1.9400	26000.	80	43538	No
179	GOM_NL__2PRFIN20100628_155807_000000452090_00398_43538_6845.N1	28-JUN-2010 15:58:07	Tw_i_and_stray	44.500	38	20Eps Sgr	1.8360	11000.	89	43538	No
180	GOM_NL__2PRFIN20100628_155930_000000522090_00398_43538_6846.N1	28-JUN-2010 15:59:30	Bright	51.500	116	19Del Sgr	2.7000	4100.0	103	43538	No
181	GOM_NL__2PRFIN20100628_160136_000000482090_00398_43538_6847.N1	28-JUN-2010 16:01:36	Bright	48.000	155	41Pi Sgr	2.9000	6600.0	96	43538	No
182	GOM_NL__2PRFIN20100628_161006_000000392090_00398_43538_6848.N1	28-JUN-2010 16:10:06	Bright	38.500	126	60Bet Oph	2.7700	4250.0	77	43538	No
183	GOM_NL__2PRFIN20100628_161227_000000402090_00398_43538_6849.N1	28-JUN-2010 16:12:27	Bright	40.000	59	55Alp Oph	2.0800	8900.0	80	43538	No
184	GOM_NL__2PRFIN20100628_162133_000000462090_00398_43538_6850.N1	28-JUN-2010 16:21:33	Bright	46.000	5	3Alp Lyr	0.033000	11000.	92	43538	No
185	GOM_NL__2PRFIN20100628_162358_000000362090_00398_43538_6851.N1	28-JUN-2010 16:23:58	Bright	36.000	130	23Bet Dra	2.7990	5800.0	72	43538	No
186	GOM_NL__2PRFIN20100628_163311_000000472090_00398_43538_6852.N1	28-JUN-2010 16:33:11	Bright	46.500	89	5Alp Cep	2.4510	8000.0	93	43538	No
187	GOM_NL__2PRFIN20100628_164026_000000482090_00398_43538_6853.N1	28-JUN-2010 16:40:26	Bright	48.000	74	11Bet Cas	2.2680	6600.0	96	43538	No
188	GOM_NL__2PRFIN20100628_164205_000000502090_00398_43538_6854.N1	28-JUN-2010 16:42:05	Bright	49.500	68	18Alp Cas	2.2250	4500.0	99	43538	No
189	GOM_NL__2PRFIN20100628_164446_000000552090_00398_43538_6855.N1	28-JUN-2010 16:44:46	Bright	55.000	160	23Gam Per	2.9300	4700.0	110	43538	No
190	GOM_NL__2PRFIN20100628_164811_000000552090_00398_43538_6856.N1	28-JUN-2010 16:48:11	Bright	54.500	73	57Gam1And	2.2600	13100.	109	43538	No
191	GOM_NL__2PRFIN20100628_165045_000000492090_00398_43538_6857.N1	28-JUN-2010 16:50:45	Tw_i_and_stray	48.500	173	4Bet Tri	3.0040	8900.0	97	43538	No
192	GOM_NL__2PRFIN20100628_165450_000000552090_00398_43538_6858.N1	28-JUN-2010 16:54:50	Dark	54.500	50	13Alp Ari	2.0070	4250.0	109	43538	No
193	GOM_NL__2PRFIN20100628_165945_000000502090_00398_43538_6859.N1	28-JUN-2010 16:59:45	Dark	49.500	94	92Alp Cet	2.5260	3100.0	99	43538	No
194	GOM_NL__2PRFIN20100628_171840_000000462090_00399_43539_6849.N1	28-JUN-2010 17:18:40	Dark	45.500	84	Alp Phe	2.3970	4500.0	91	43539	No
195	GOM_NL__2PRFIN20100628_172510_000000522090_00399_43539_6850.N1	28-JUN-2010 17:25:10	Straylight	52.000	63	Bet Gru	2.1500	2800.0	104	43539	No
196	GOM_NL__2PRFIN20100628_172709_000000502090_00399_43539_6851.N1	28-JUN-2010 17:27:09	Straylight	50.000	31	Alp Gru	1.7340	15200.	100	43539	No
197	GOM_NL__2PRFIN20100628_172946_000000412090_00399_43539_6852.N1	28-JUN-2010 17:29:46	Straylight	41.000	45	Alp Pav	1.9400	26000.	82	43539	No
198	GOM_NL__2PRFIN20100628_173843_000000452090_00399_43539_6853.N1	28-JUN-2010 17:38:43	Tw_i_and_stray	45.000	38	20Eps Sgr	1.8360	11000.	90	43539	No
199	GOM_NL__2PRFIN20100628_174006_000000502090_00399_43539_6854.N1	28-JUN-2010 17:40:06	Bright	49.500	116	19Del Sgr	2.7000	4100.0	99	43539	No
200	GOM_NL__2PRFIN20100628_174212_000000462090_00399_43539_6855.N1	28-JUN-2010 17:42:12	Bright	45.500	155	41Pi Sgr	2.9000	6600.0	91	43539	No
201	GOM_NL__2PRFIN20100628_175042_000000392090_00399_43539_6856.N1	28-JUN-2010 17:50:42	Bright	38.500	126	60Bet Oph	2.7700	4250.0	77	43539	No
202	GOM_NL__2PRFIN20100628_175303_000000382090_00399_43539_6857.N1	28-JUN-2010 17:53:03	Bright	38.000	59	55Alp Oph	2.0800	8900.0	76	43539	No
203	GOM_NL__2PRFIN20100628_180209_000000492090_00399_43539_6858.N1	28-JUN-2010 18:02:09	Bright	48.500	5	3Alp Lyr	0.033000	11000.	97	43539	No
204	GOM_NL__2PRFIN20100628_180434_000000412090_00399_43539_6859.N1	28-JUN-2010 18:04:34	Bright	41.000	130	23Bet Dra	2.7990	5800.0	82	43539	No
205	GOM_NL__2PRFIN20100628_181347_000000502090_00399_43539_6860.N1	28-JUN-2010 18:13:47	Bright	50.000	89	5Alp Cep	2.4510	8000.0	100	43539	No
206	GOM_NL__2PRFIN20100628_182102_000000482090_00399_43539_6861.N1	28-JUN-2010 18:21:02	Bright	48.000	74	11Bet Cas	2.2680	6600.0	96	43539	No
207	GOM_NL__2PRFIN20100628_182241_000000492090_00399_43539_6862.N1	28-JUN-2010 18:22:41	Bright	48.500	68	18Alp Cas	2.2250	4500.0	97	43539	No
208	GOM_NL__2PRFIN20100628_182522_000000552090_00399_43539_6863.N1	28-JUN-2010 18:25:22	Bright	55.000	160	23Gam Per	2.9300	4700.0	110	43539	No
209	GOM_NL__2PRFIN20100628_182847_000000512090_00399_43539_6864.N1	28-JUN-2010 18:28:47	Bright	50.500	73	57Gam1And	2.2600	13100.	101	43539	No
210	GOM_NL__2PRFIN20100628_183121_000000482090_00399_43539_6865.N1	28-JUN-2010 18:31:21	Tw_i_and_stray	48.000	173	4Bet Tri	3.0040	8900.0	96	43539	No
211	GOM_NL__2PRFIN20100628_183527_000000552090_00399_43539_6866.N1	28-JUN-2010 18:35:27	Dark	55.000	50	13Alp Ari	2.0070	4250.0	110	43539	No
212	GOM_NL__2PRFIN20100628_184022_000000472090_00399_43539_6867.N1	28-JUN-2010 18:40:22	Dark	47.000	94	92Alp Cet	2.5260	3100.0	94	43539	No
213	GOM_NL__2PRFIN20100628_185917_000000562090_00400_43540_6877.N1	28-JUN-2010 18:59:17	Dark	55.500	84	Alp Phe	2.3970	4500.0	111	43540	No
214	GOM_NL__2PRFIN20100628_190547_000000542090_00400_43540_6878.N1	28-JUN-2010 19:05:47	Straylight	54.000	63	Bet Gru	2.1500	2800.0	108	43540	No
215	GOM_NL__2PRFIN20100628_190746_000000532090_00400_43540_6879.N1	28-JUN-2010 19:07:46	Straylight	53.000	31	Alp Gru	1.7340	15200.	106	43540	No
216	GOM_NL__2PRFIN20100628_191023_000000402090_00400_43540_6880.N1	28-JUN-2010 19:10:23	Straylight	40.000	45	Alp Pav	1.9400	26000.	80	43540	No
217	GOM_NL__2PRFIN20100628_191919_000000472090_00400_43540_6881.N1	28-JUN-2010 19:19:19	Tw_i_and_stray	47.000	38	20Eps Sgr	1.8360	11000.	94	43540	No
218	GOM_NL__2PRFIN20100628_192042_000000552090_00400_43540_6882.N1	28-JUN-2010 19:20:42	Bright	55.000	116	19Del Sgr	2.7000	4100.0	110	43540	No
219	GOM_NL__2PRFIN20100628_192248_000000482090_00400_43540_6883.N1	28-JUN-2010 19:22:48	Bright	47.500	155	41Pi Sgr	2.9000	6600.0	95	43540	No

220	GOM_NL__2PRFIN20100628_193117_000000382090_00400_43540_6884.N1	28-JUN-2010 19:31:17	Bright	38.000	126	60Bet Oph	2.7700	4250.0	76	43540	No
221	GOM_NL__2PRFIN20100628_193339_000000392090_00400_43540_6885.N1	28-JUN-2010 19:33:39	Bright	38.500	59	55Alp Oph	2.0800	8900.0	77	43540	No
222	GOM_NL__2PRFIN20100628_194244_000000482090_00400_43540_6886.N1	28-JUN-2010 19:42:44	Bright	48.000	5	3Alp Lyr	0.033000	11000.	96	43540	No
223	GOM_NL__2PRFIN20100628_194509_000000392090_00400_43540_6887.N1	28-JUN-2010 19:45:09	Bright	38.500	130	23Bet Dra	2.7990	5800.0	77	43540	No
224	GOM_NL__2PRFIN20100628_195422_000000572090_00400_43540_6888.N1	28-JUN-2010 19:54:22	Bright	57.000	89	5Alp Cep	2.4510	8000.0	114	43540	No
225	GOM_NL__2PRFIN20100628_200137_000000502090_00400_43540_6889.N1	28-JUN-2010 20:01:37	Bright	49.500	74	11Bet Cas	2.2680	6600.0	99	43540	No
226	GOM_NL__2PRFIN20100628_200316_000000502090_00400_43540_6890.N1	28-JUN-2010 20:03:16	Bright	49.500	68	18Alp Cas	2.2250	4500.0	99	43540	No
227	GOM_NL__2PRFIN20100628_200558_000000352090_00400_43540_6891.N1	28-JUN-2010 20:05:58	Bright	35.000	160	23Gam Per	2.9300	4700.0	70	43540	No
228	GOM_NL__2PRFIN20100628_200923_000000492090_00400_43540_6892.N1	28-JUN-2010 20:09:23	Bright	48.500	73	57Gam1And	2.2600	13100.	97	43540	No
229	GOM_NL__2PRFIN20100628_201157_000000472090_00400_43540_6893.N1	28-JUN-2010 20:11:57	Twilight	47.000	173	4Bet Tri	3.0040	8900.0	94	43540	No
230	GOM_NL__2PRFIN20100628_201603_000000552090_00400_43540_6894.N1	28-JUN-2010 20:16:03	Dark	55.000	50	13Alp Ari	2.0070	4250.0	110	43540	No
231	GOM_NL__2PRFIN20100628_202058_000000542090_00400_43540_6895.N1	28-JUN-2010 20:20:58	Dark	54.000	94	92Alp Cet	2.5260	3100.0	108	43540	No
232	GOM_NL__2PRFIN20100628_203953_000000612090_00401_43541_6885.N1	28-JUN-2010 20:39:53	Dark	60.500	84	Alp Phe	2.3970	4500.0	121	43541	No
233	GOM_NL__2PRFIN20100628_204624_000000512090_00401_43541_6886.N1	28-JUN-2010 20:46:24	Straylight	50.500	63	Bet Gru	2.1500	2800.0	101	43541	No
234	GOM_NL__2PRFIN20100628_204823_000000502090_00401_43541_6887.N1	28-JUN-2010 20:48:23	Straylight	49.500	31	Alp Gru	1.7340	15200.	99	43541	No
235	GOM_NL__2PRFIN20100628_205059_000000402090_00401_43541_6888.N1	28-JUN-2010 20:50:59	Straylight	39.500	45	Alp Pav	1.9400	26000.	79	43541	No
236	GOM_NL__2PRFIN20100628_205955_000000442090_00401_43541_6889.N1	28-JUN-2010 20:59:55	Twilight	44.000	38	20Eps Sgr	1.8360	11000.	88	43541	No
237	GOM_NL__2PRFIN20100628_210118_000000552090_00401_43541_6890.N1	28-JUN-2010 21:01:18	Bright	55.000	116	19Del Sgr	2.7000	4100.0	110	43541	No
238	GOM_NL__2PRFIN20100628_210324_000000482090_00401_43541_6891.N1	28-JUN-2010 21:03:24	Bright	48.000	155	41Pi Sgr	2.9000	6600.0	96	43541	No
239	GOM_NL__2PRFIN20100628_211153_000000392090_00401_43541_6892.N1	28-JUN-2010 21:11:53	Bright	38.500	126	60Bet Oph	2.7700	4250.0	77	43541	No
240	GOM_NL__2PRFIN20100628_211415_000000372090_00401_43541_6893.N1	28-JUN-2010 21:14:15	Bright	37.000	59	55Alp Oph	2.0800	8900.0	74	43541	No
241	GOM_NL__2PRFIN20100628_212320_000000472090_00401_43541_6894.N1	28-JUN-2010 21:23:20	Bright	46.500	5	3Alp Lyr	0.033000	11000.	93	43541	No
242	GOM_NL__2PRFIN20100628_212545_000000402090_00401_43541_6895.N1	28-JUN-2010 21:25:45	Bright	40.000	130	23Bet Dra	2.7990	5800.0	80	43541	No
243	GOM_NL__2PRFIN20100628_213457_000000482090_00401_43541_6896.N1	28-JUN-2010 21:34:57	Bright	47.500	89	5Alp Cep	2.4510	8000.0	95	43541	No
244	GOM_NL__2PRFIN20100628_214213_000000502090_00401_43541_6897.N1	28-JUN-2010 21:42:13	Bright	49.500	74	11Bet Cas	2.2680	6600.0	99	43541	No
245	GOM_NL__2PRFIN20100628_214352_000000682090_00401_43541_6898.N1	28-JUN-2010 21:43:52	Bright	68.000	68	18Alp Cas	2.2250	4500.0	136	43541	No
246	GOM_NL__2PRFIN20100628_214634_000000552090_00401_43541_6899.N1	28-JUN-2010 21:46:34	Bright	55.000	160	23Gam Per	2.9300	4700.0	110	43541	No
247	GOM_NL__2PRFIN20100628_214959_000000582090_00401_43541_6900.N1	28-JUN-2010 21:49:59	Bright	57.500	73	57Gam1And	2.2600	13100.	115	43541	No
248	GOM_NL__2PRFIN20100628_215233_000000482090_00401_43541_6901.N1	28-JUN-2010 21:52:33	Twilight	47.500	173	4Bet Tri	3.0040	8900.0	95	43541	No
249	GOM_NL__2PRFIN20100628_215639_000000562090_00401_43541_6902.N1	28-JUN-2010 21:56:39	Dark	55.500	50	13Alp Ari	2.0070	4250.0	111	43541	No
250	GOM_NL__2PRFIN20100628_220134_000000472090_00401_43541_6903.N1	28-JUN-2010 22:01:34	Dark	47.000	94	92Alp Cet	2.5260	3100.0	94	43541	No
251	GOM_NL__2PRFIN20100628_222030_000000502090_00402_43542_6893.N1	28-JUN-2010 22:20:30	Dark	49.500	84	Alp Phe	2.3970	4500.0	99	43542	No
252	GOM_NL__2PRFIN20100628_222701_000000612090_00402_43542_6894.N1	28-JUN-2010 22:27:01	Straylight	60.500	63	Bet Gru	2.1500	2800.0	121	43542	No
253	GOM_NL__2PRFIN20100628_222859_000000582090_00402_43542_6895.N1	28-JUN-2010 22:28:59	Straylight	57.500	31	Alp Gru	1.7340	15200.	115	43542	No
254	GOM_NL__2PRFIN20100628_223135_000000482090_00402_43542_6896.N1	28-JUN-2010 22:31:35	Straylight	47.500	45	Alp Pav	1.9400	26000.	95	43542	No
255	GOM_NL__2PRFIN20100628_224031_000000442090_00402_43542_6897.N1	28-JUN-2010 22:40:31	Twilight	44.000	38	20Eps Sgr	1.8360	11000.	88	43542	No
256	GOM_NL__2PRFIN20100628_224154_000000552090_00402_43542_6898.N1	28-JUN-2010 22:41:54	Bright	55.000	116	19Del Sgr	2.7000	4100.0	110	43542	No
257	GOM_NL__2PRFIN20100628_224401_000000482090_00402_43542_6899.N1	28-JUN-2010 22:44:01	Bright	47.500	155	41Pi Sgr	2.9000	6600.0	95	43542	No
258	GOM_NL__2PRFIN20100628_225229_000000392090_00402_43542_6900.N1	28-JUN-2010 22:52:29	Bright	39.000	126	60Bet Oph	2.7700	4250.0	78	43542	No
259	GOM_NL__2PRFIN20100628_225450_000000402090_00402_43542_6901.N1	28-JUN-2010 22:54:50	Bright	39.500	59	55Alp Oph	2.0800	8900.0	79	43542	No
260	GOM_NL__2PRFIN20100628_230355_000000462090_00402_43542_6902.N1	28-JUN-2010 23:03:55	Bright	46.000	5	3Alp Lyr	0.033000	11000.	92	43542	No
261	GOM_NL__2PRFIN20100628_230621_000000402090_00402_43542_6903.N1	28-JUN-2010 23:06:21	Bright	39.500	130	23Bet Dra	2.7990	5800.0	79	43542	No
262	GOM_NL__2PRFIN20100628_231532_000000472090_00402_43542_6904.N1	28-JUN-2010 23:15:32	Bright	46.500	89	5Alp Cep	2.4510	8000.0	93	43542	No
263	GOM_NL__2PRFIN20100628_232248_000000482090_00402_43542_6905.N1	28-JUN-2010 23:22:48	Bright	47.500	74	11Bet Cas	2.2680	6600.0	95	43542	No
264	GOM_NL__2PRFIN20100628_232427_000000512090_00402_43542_6906.N1	28-JUN-2010 23:24:27	Bright	50.500	68	18Alp Cas	2.2250	4500.0	101	43542	No
265	GOM_NL__2PRFIN20100628_232710_000000552090_00402_43542_6907.N1	28-JUN-2010 23:27:10	Bright	55.000	160	23Gam Per	2.9300	4700.0	110	43542	No
266	GOM_NL__2PRFIN20100628_233035_000000492090_00402_43542_6908.N1	28-JUN-2010 23:30:35	Bright	48.500	73	57Gam1And	2.2600	13100.	97	43542	No
267	GOM_NL__2PRFIN20100628_233309_000000482090_00402_43542_6909.N1	28-JUN-2010 23:33:09	Twilight	48.000	173	4Bet Tri	3.0040	8900.0	96	43542	No
268	GOM_NL__2PRFIN20100628_233715_000000542090_00402_43542_6910.N1	28-JUN-2010 23:37:15	Dark	54.000	50	13Alp Ari	2.0070	4250.0	108	43542	No
269	GOM_NL__2PRFIN20100628_234210_000000442090_00402_43542_6911.N1	28-JUN-2010 23:42:10	Dark	44.000	94	92Alp Cet	2.5260	3100.0	88	43542	No

3. Quality information per product

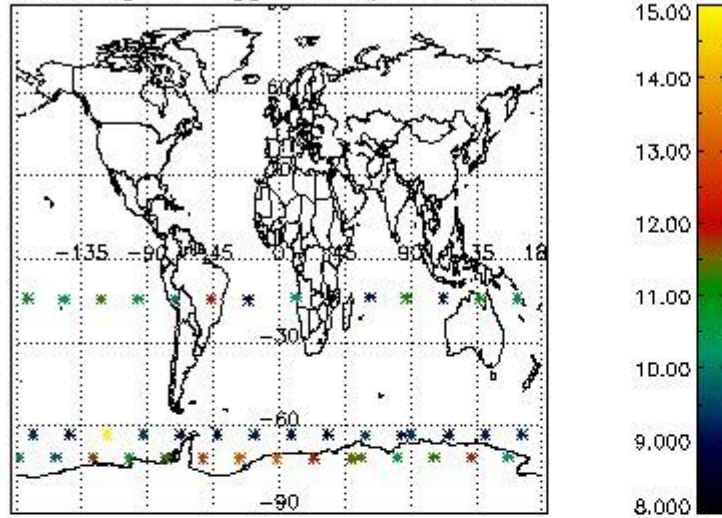
In this section it is plotted some information contained in the Quality Summary data set of the level 2 products. Only products in dark limb conditions and without errors (error flag in the MPH set to "0") are used.

3.1 Plot quality information per product (time dependant)

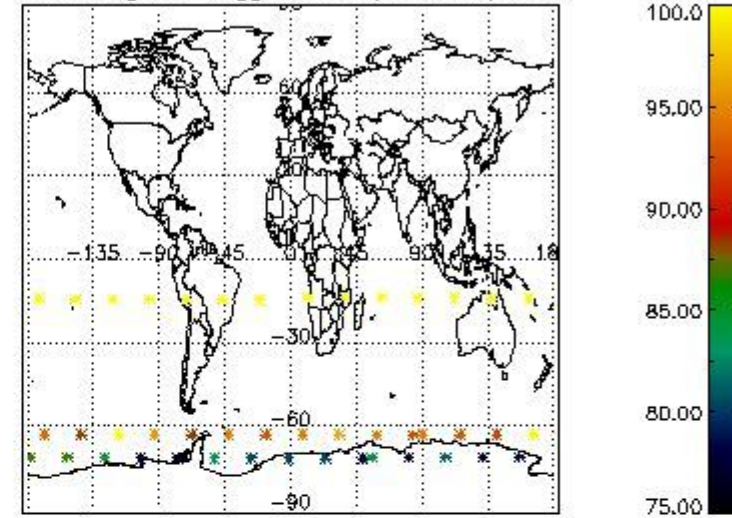


3.2 Plot quality information per product (world map)

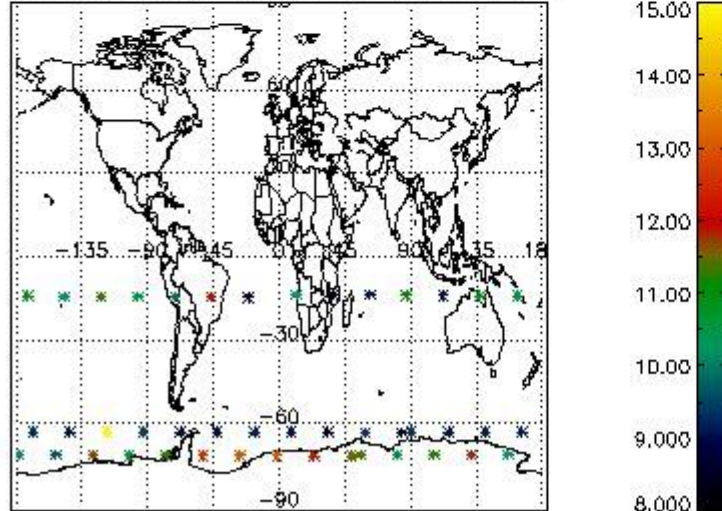
Percentage of flagged data per O3 profile



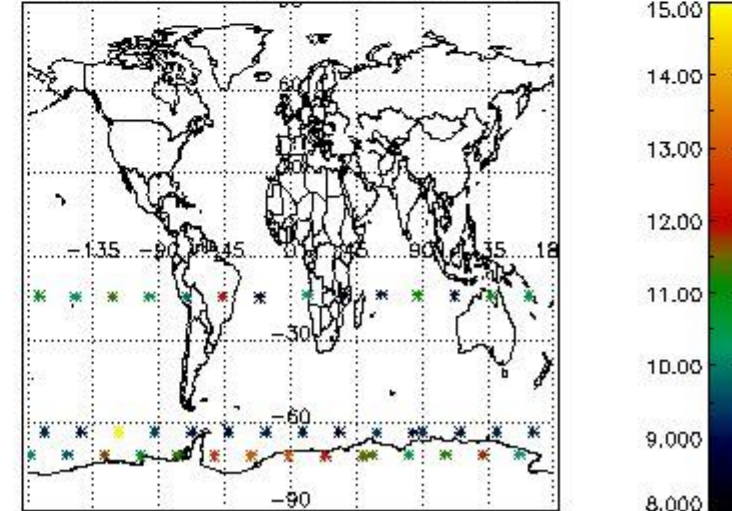
Percentage of flagged data per H2O profile



Percentage of flagged data per NO2 profile



Percentage of flagged data per NO3 profile

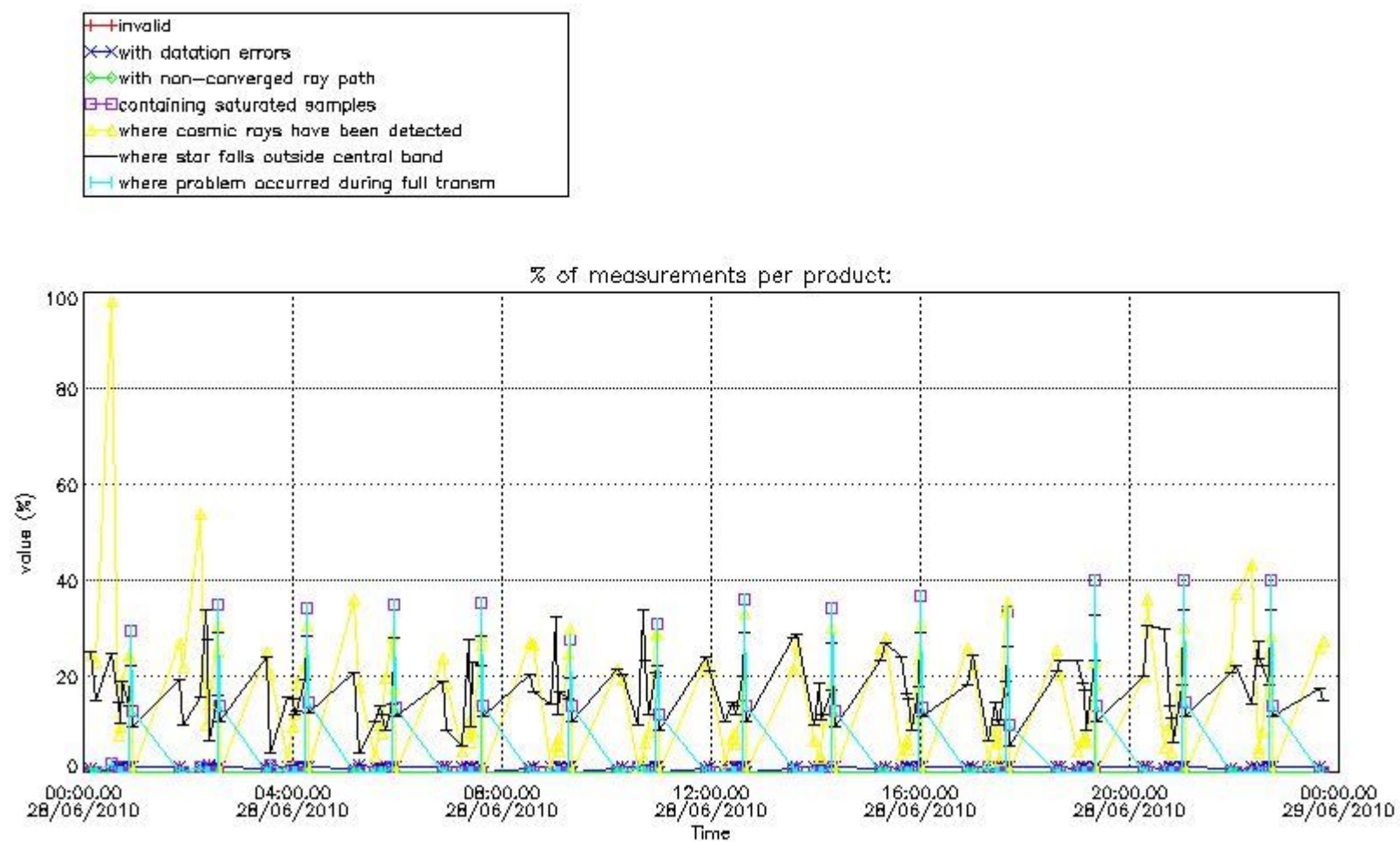


4. Level 1 quality information per product

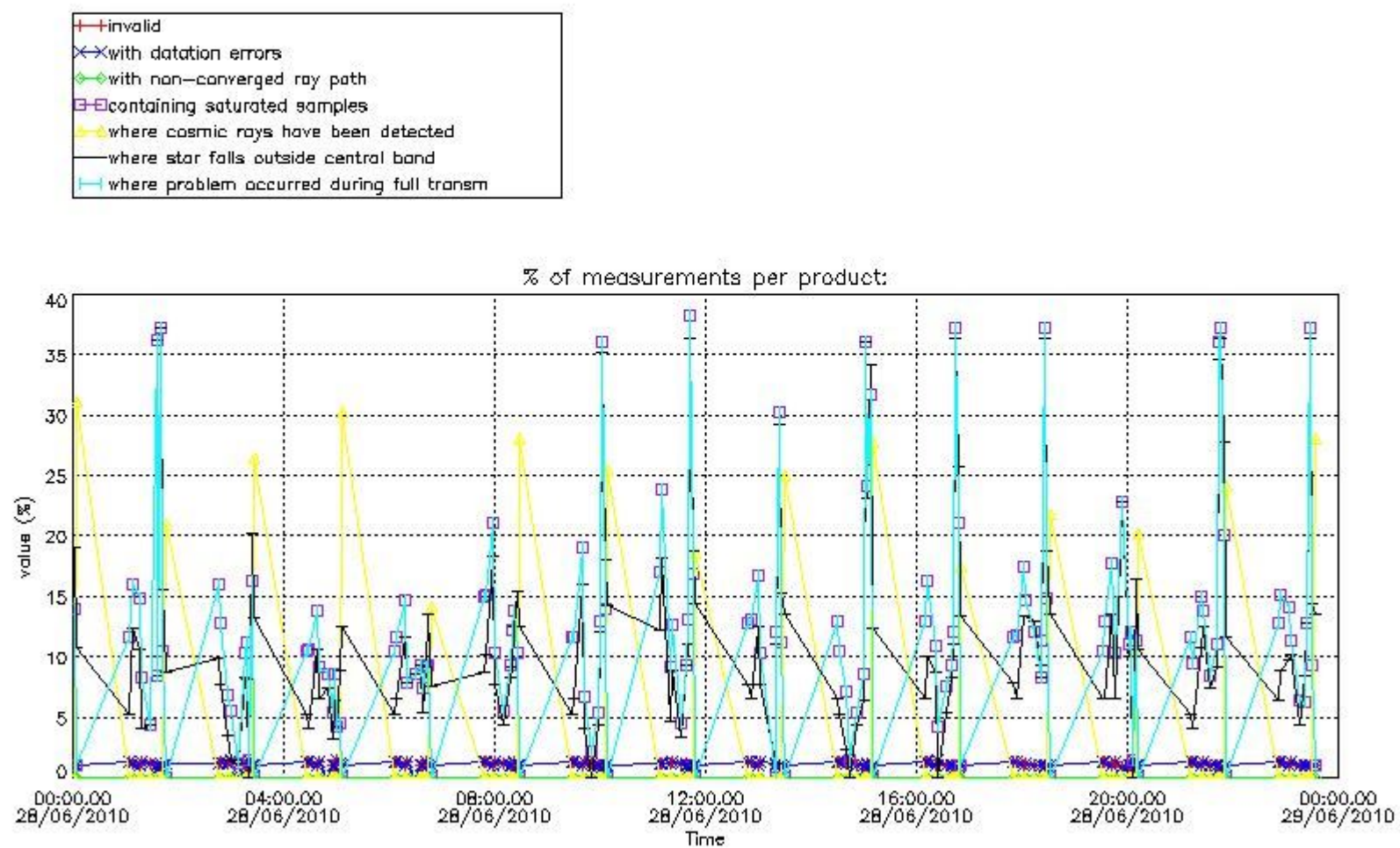
In this section it is plotted some information contained in the Quality Summary data set of the level 2 products that comes from the level 1b processing. Products without errors (error flag in the MPH set to "0") are used.

4.1 Plot quality information per product (time dependant) coming from level 1b processing

4.1.1 Plot level 1 quality information per product (time dependant): ENVISAT ASCENDING passes

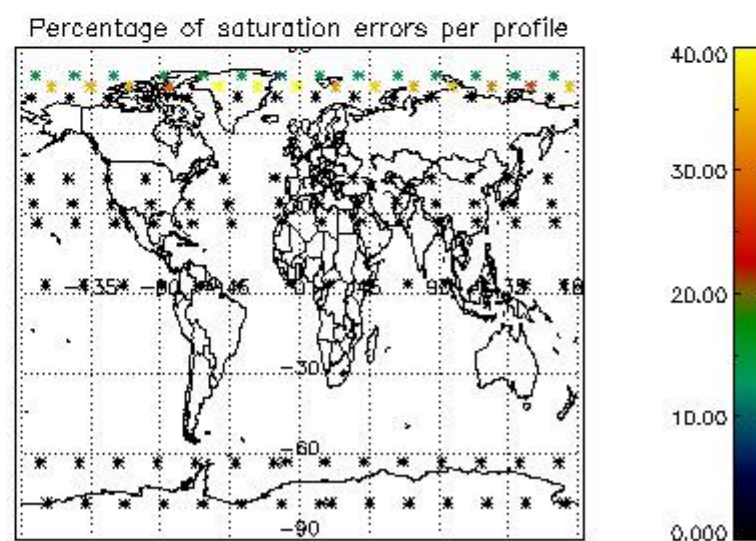
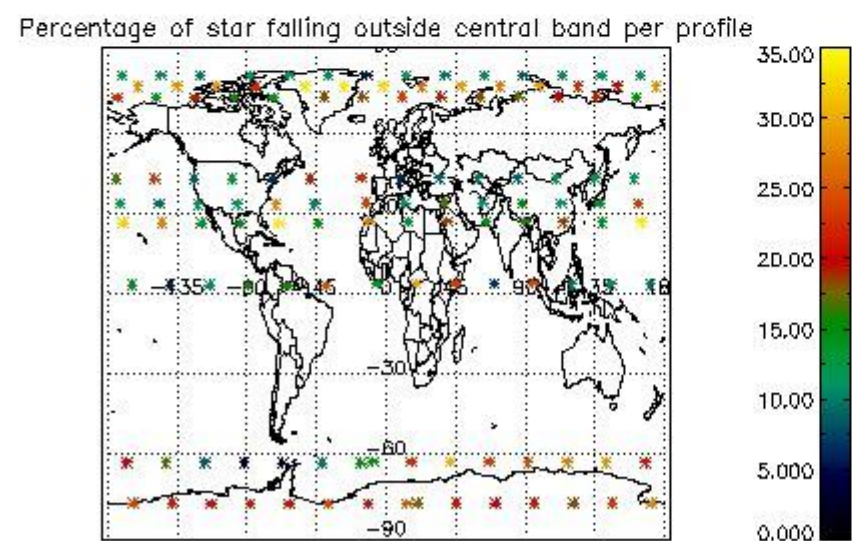
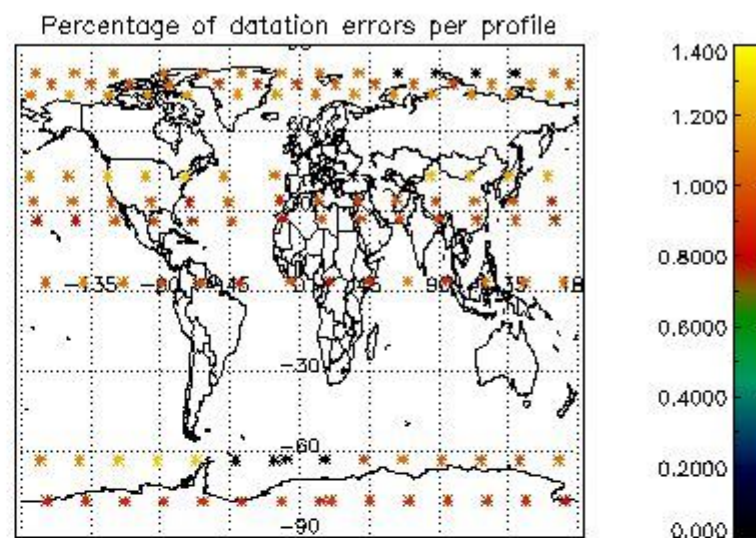
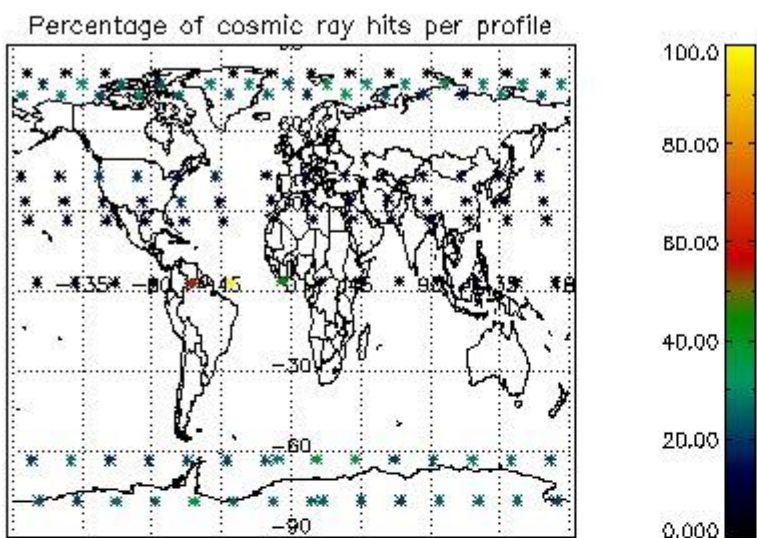


4.1.2 Plot level 1 quality information per product (time dependant): ENVI SAT DESCENDING passes

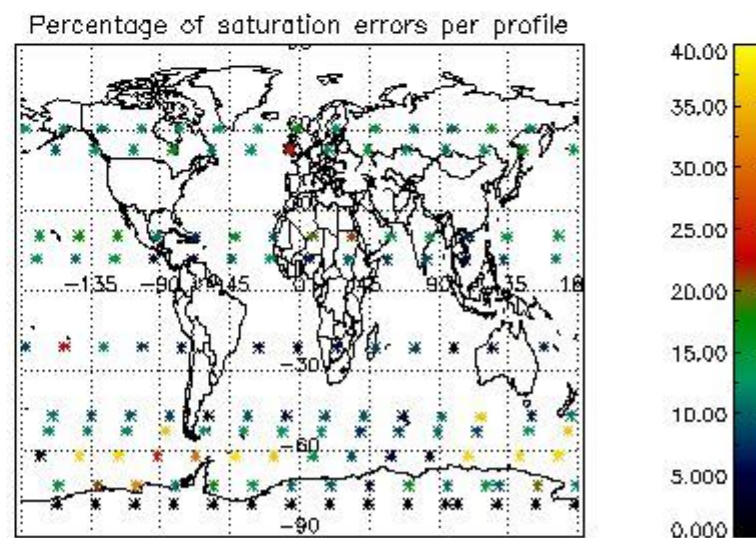
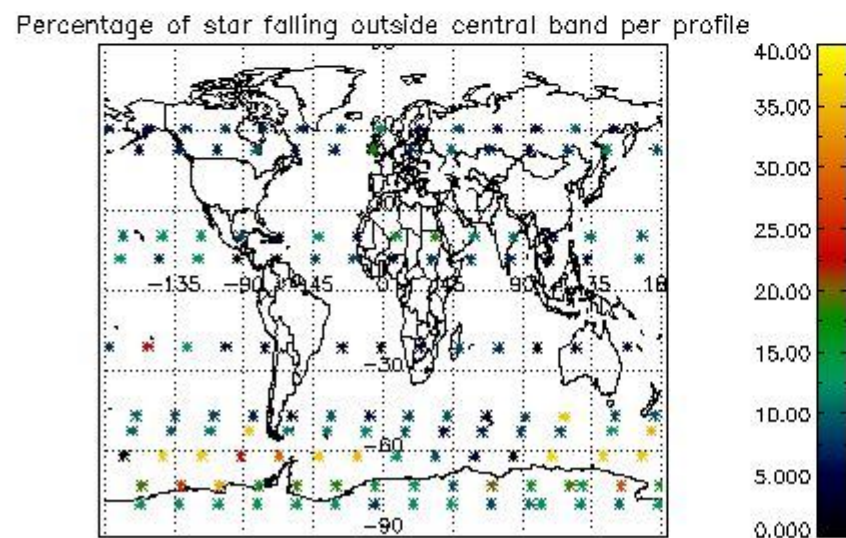
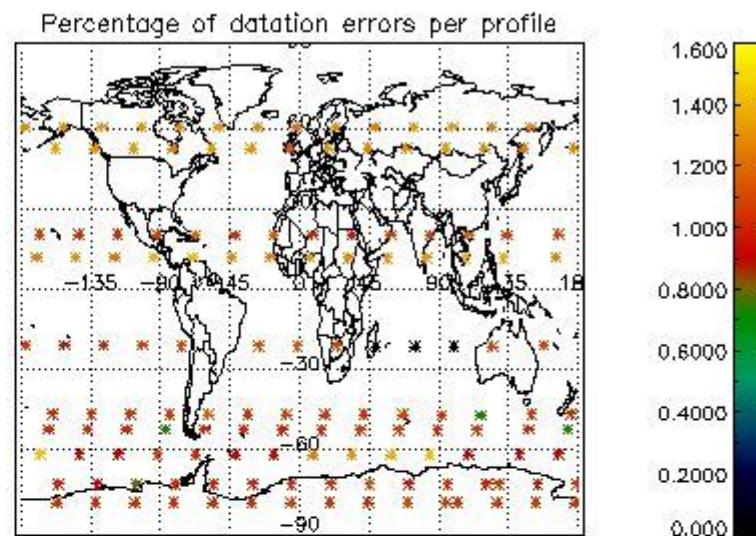
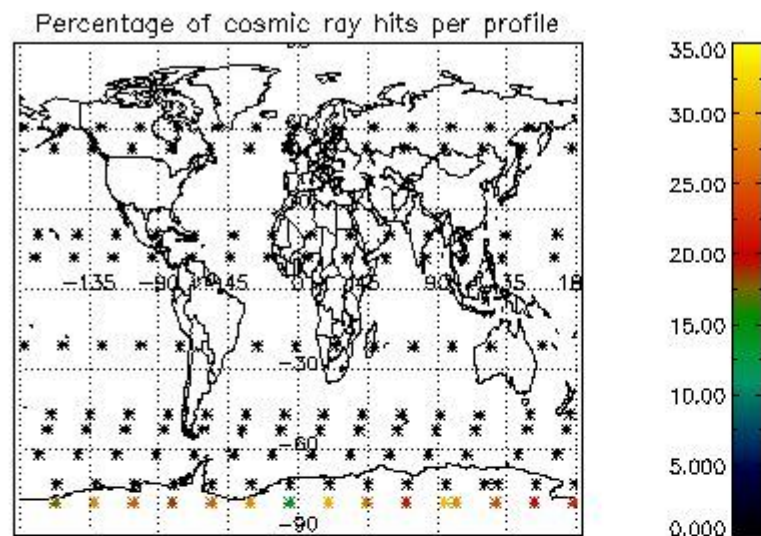


4.2 Plot quality information per product coming from level 1b processing (world map)

4.2.1 Plot level 1 quality information per product (world map): ENVISAT ASCENDING passes



4.2.2 Plot level 1 quality information per product (world map): ENVISAT DESCENDING passes



5. Trace gas profiles

5.1 Ozone statistics based on quality of products

The final quality of the products can be "measured" using the STD (Standard Deviation) attached to every point profile. This information is written to the parameter GOM_NL__2P/NL_LOCAL_SPECIES_DENSITY/o3_std of the level 2 products. The table below shows the statistics for given STD ranges.

The statistics are given with respect to the overall valid production:

- Products without fatal errors: GOM_NL__2P/MPH/PRODUCT_ERR=0
- Valid point profile: GOM_NL__2P/NL_LOCAL_SPECIES_DENSITY/pcd(0)=0

The 'Criteria' is applied to valid points of dark limb products:

- Products in dark limb illumination condition: GOM_NL__2P/NL_SUMMARY_QUALITY/obs_ill_cond=0
- Products without fatal errors: GOM_NL__2P/MPH/PRODUCT_ERR=0
- Valid point profile: GOM_NL__2P/NL_LOCAL_SPECIES_DENSITY/pcd(0)=0

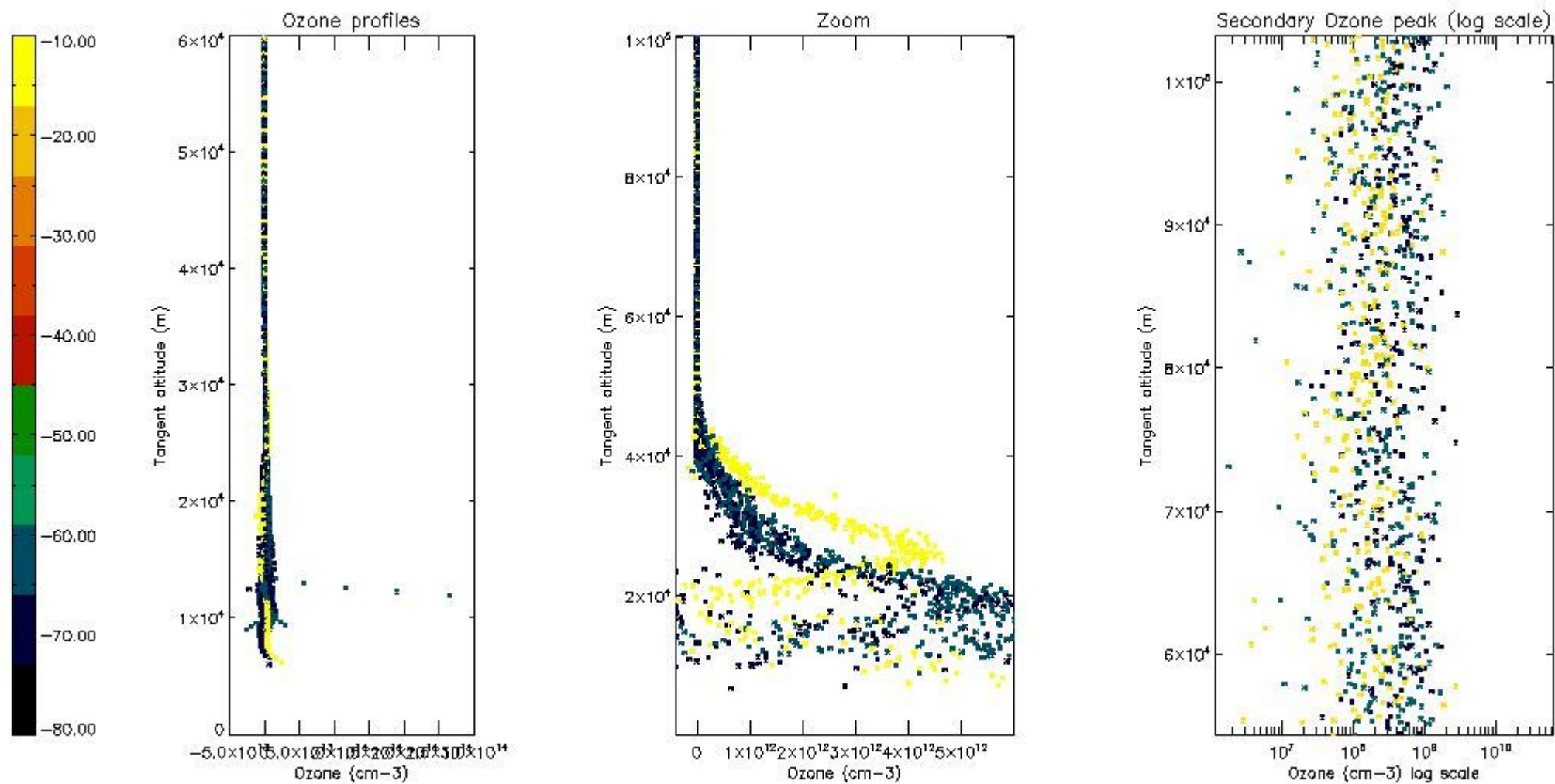
So, the table below shows the percentage of dark limb and valid observations for each criteria with respect to the overall valid daily observations.

Criteria	% of total production
All STD	18
STD < 20	4

STD < 10	2
STD < 5	0

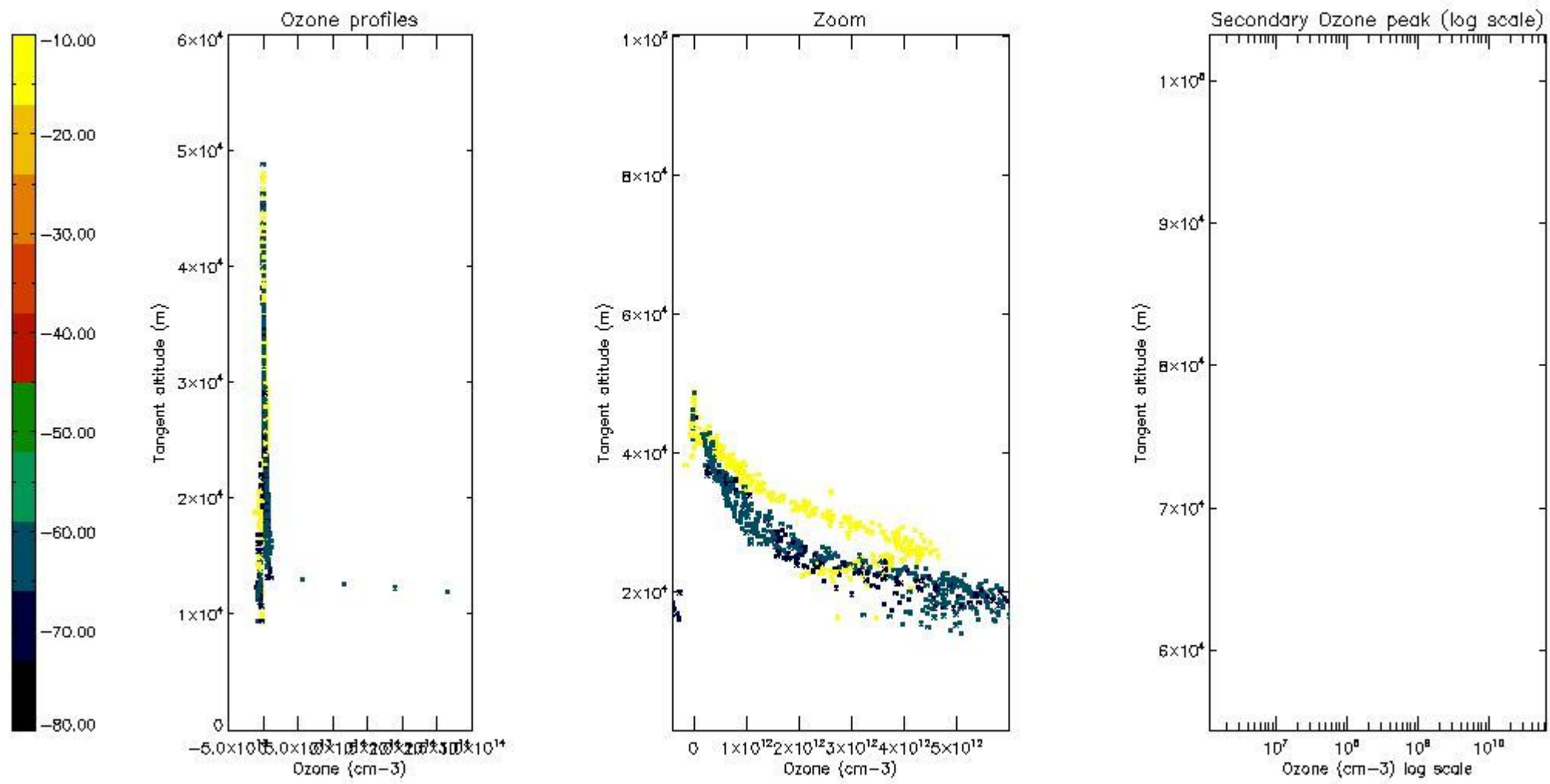
5.2 Plot ozone profiles for all STD (dark without errors)

The colorbar represents the latitude.



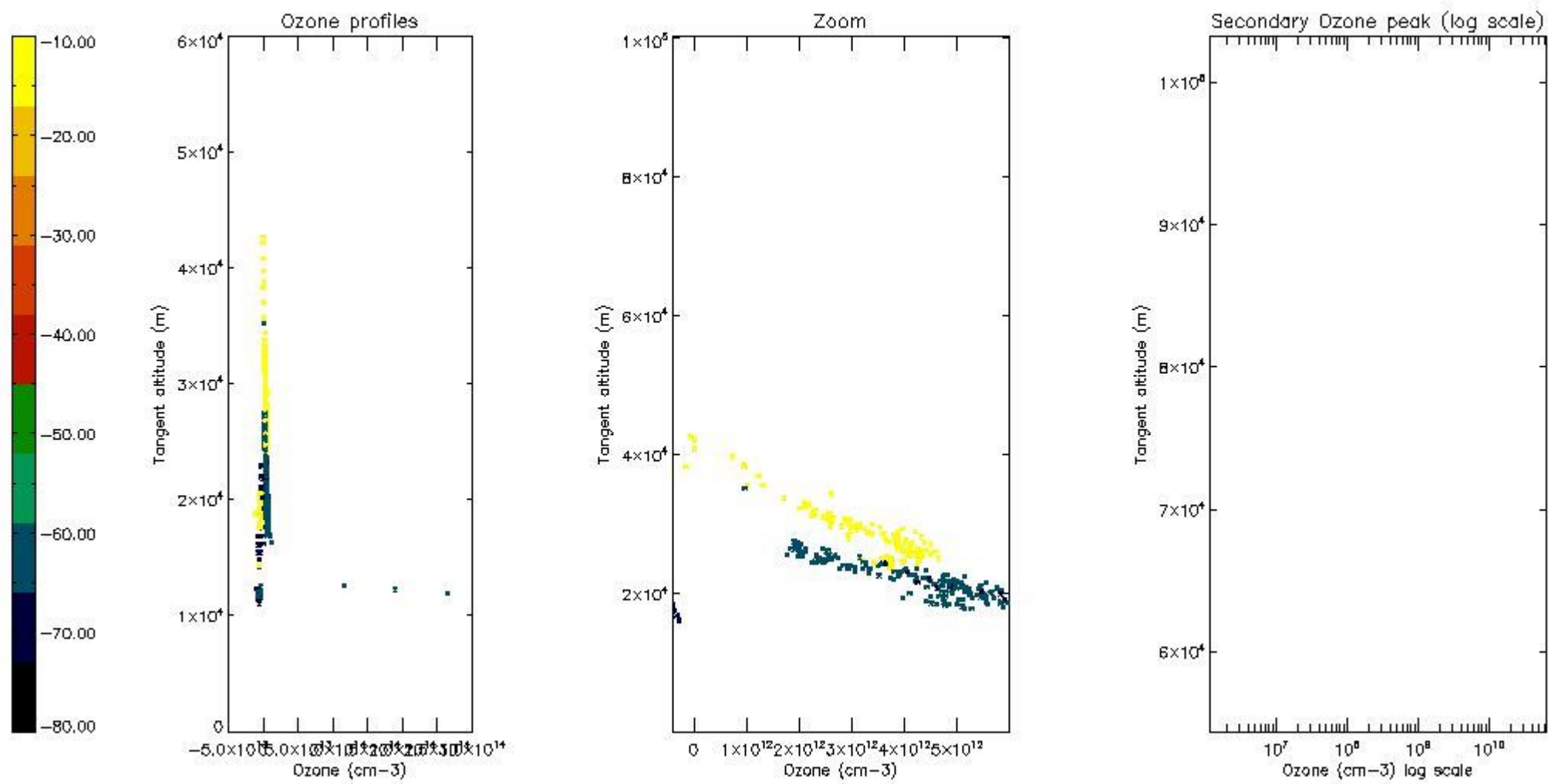
5.3 Plot ozone profiles where STD < 20% (dark without errors)

The colorbar represents the latitude.



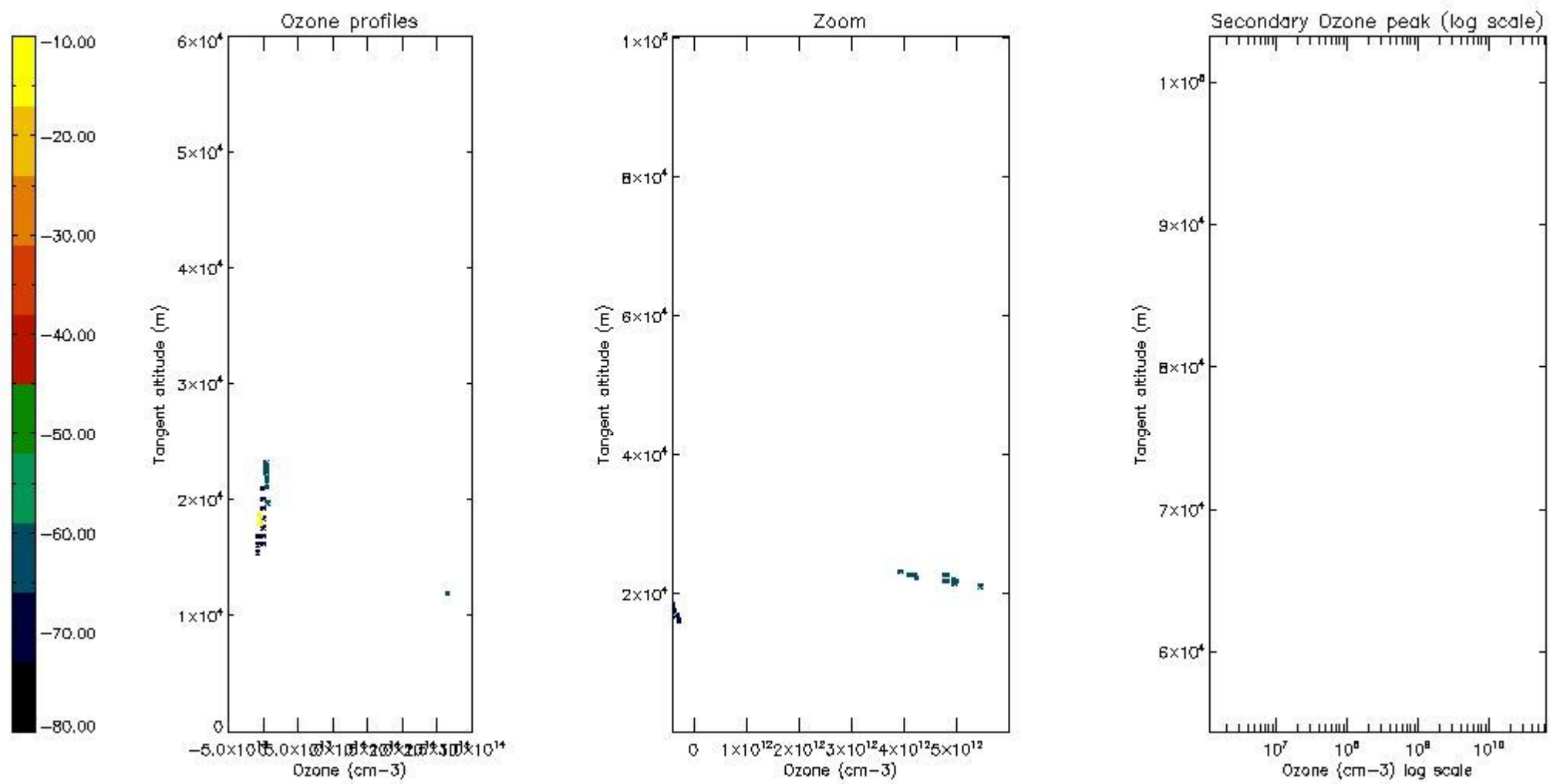
5.4 Plot ozone profiles where $STD < 10\%$ (dark without errors)

The colorbar represents the latitude.



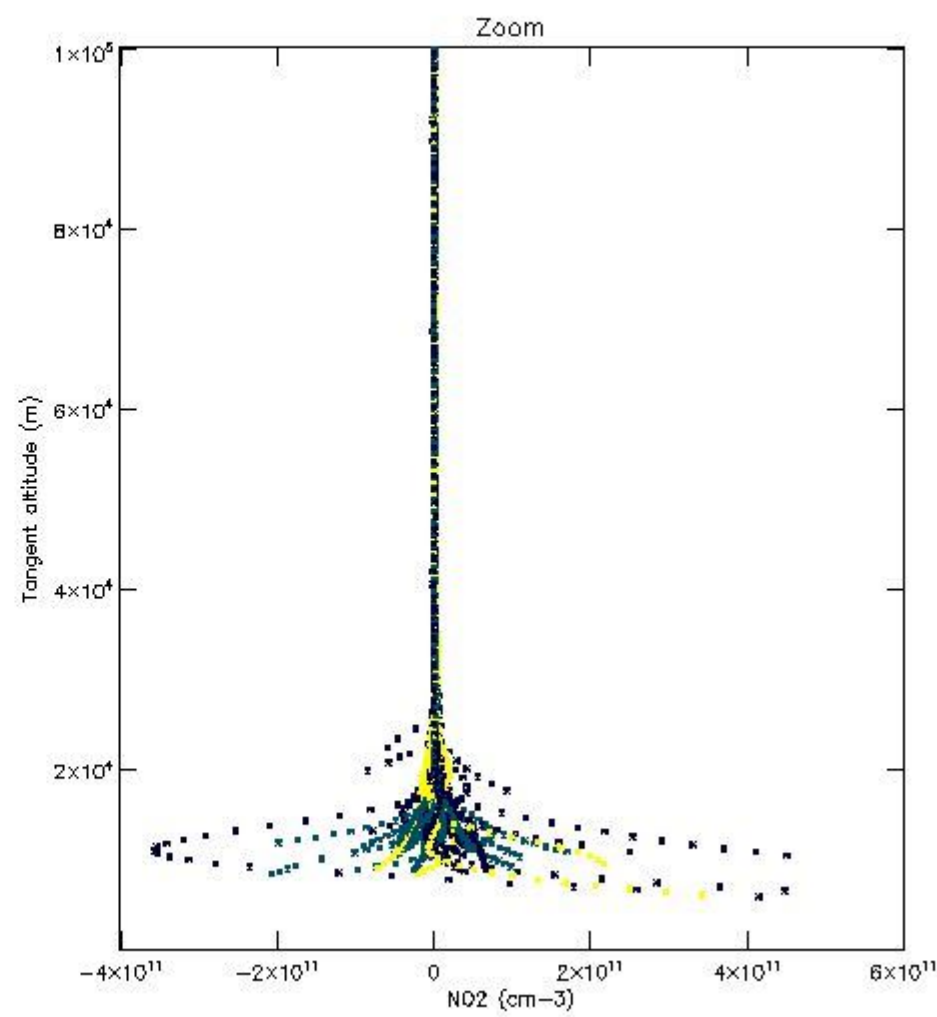
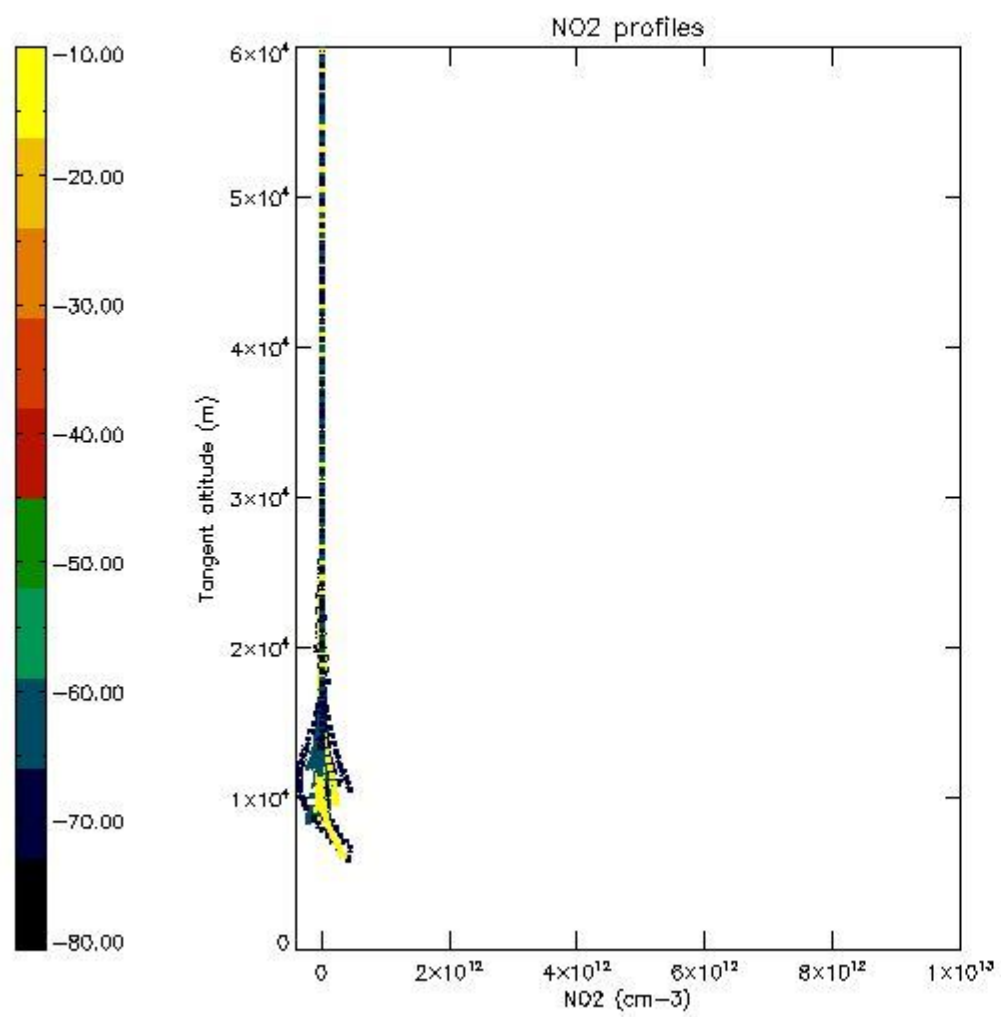
5.5 Plot ozone profiles where $STD < 5\%$ (dark without errors)

The colorbar represents the latitude.



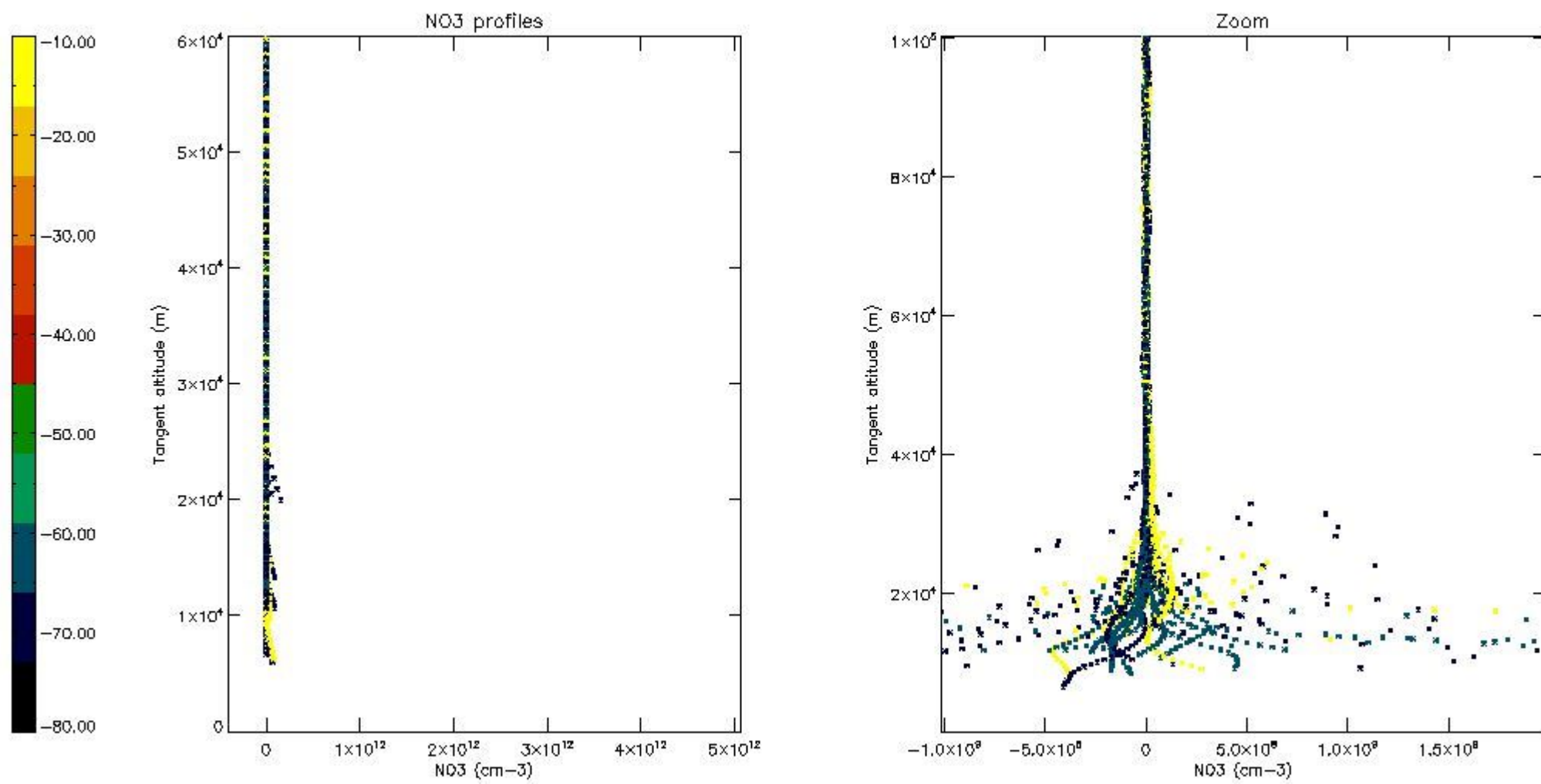
5.6 Plot NO₂ profiles for all STD (dark without errors)

The colorbar represents the latitude.



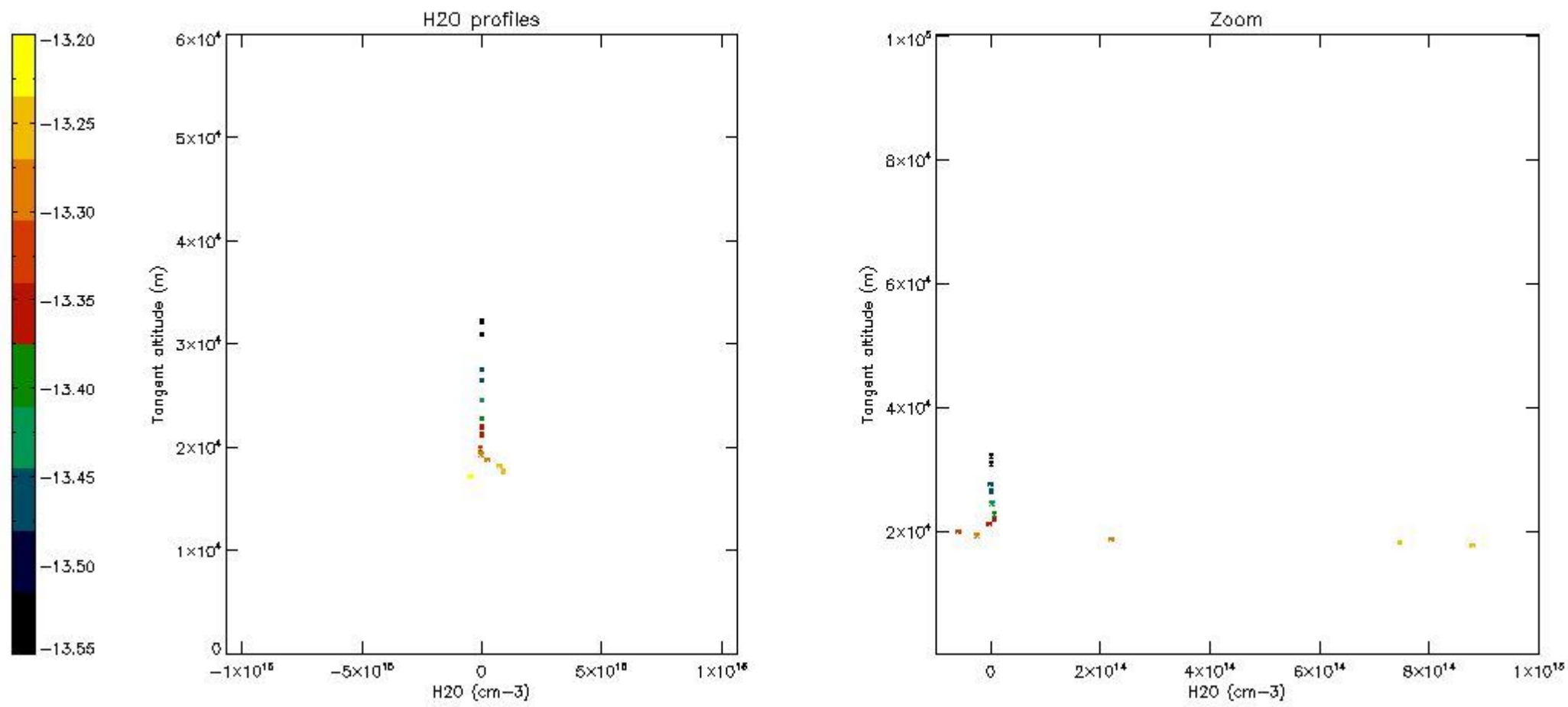
5.7 Plot NO3 profiles for all STD (dark without errors)

The colorbar represents the latitude.



5.8 Plot H₂O profiles for all STD (only for occultations of stars 1,2,3,4,13,14,16,26,63 dark without errors)

The colorbar represents the latitude.



6. Auxiliary Data Files used for the production reported in section 2

The number reported in the third column indicates since which file (see list in section 2) the corresponding auxiliary file has been used. The fourth column is the date of those product files.

Type	Auxiliary Filename	Used since product	Used since product date
INST_PHYS_CHARACTERISTICS	GOM_INS_AXVIEC20091111_143220_20030716_120000_20500101_000000	1	28-JUN-2010 00:02:12
LEVEL-2_PROC_CONFIG	GOM_PR2_AXVIEC20091111_152718_20020301_000000_20500101_000000	1	28-JUN-2010 00:02:12
CROSS_SECTIONS_FILE	GOM_CRS_AXVIEC20091111_154832_20020301_000000_20500101_000000	1	28-JUN-2010 00:02:12

GOMOS Level 2 Daily Report

SUMMARY

[1. General Info](#)

[2. Summary of processed GOM_NL_2P products](#)

[3. Level 2 Quality information per product](#)

[3.1 Plot of level 2 quality information per product \(time dependant\)](#)

[3.2 Plot of level 2 quality information per product \(world map\)](#)

[4. Level 1 Quality information per product \(stored on level 2 products\)](#)

[4.1 Plot of level 1 quality information per product \(time dependant\)](#)

[4.1.1 Plot of level 1 quality information per product \(time dependant\): ASCENDING](#)

[4.1.2 Plot of level 1 quality information per product \(time dependant\): DESCENDING](#)

[4.2 Plot of level 1 quality information per product \(world map\)](#)

[4.2.1 Plot of level 1 quality information per product \(world map\): ASCENDING](#)

[4.2.2 Plot of level 1 quality information per product \(world map\): DESCENDING](#)

[5. Ozone profiles based on quality statistics and other trace gas profiles](#)

[5.1 Ozone statistics based on quality of products](#)

[5.2 Plot ozone profiles for all STD \(dark without errors\)](#)

[5.3 Plot ozone profiles where STD < 20% \(dark without errors\)](#)

[5.4. Plot ozone profiles where STD < 10% \(dark without errors\)](#)

[5.5. Plot ozone profiles where STD < 5% \(dark without errors\)](#)

[5.6 Plot NO2 profiles for all STD \(dark without errors\)](#)

[5.7 Plot NO3 profiles for all STD \(dark without errors\)](#)

[5.8 Plot H2O profiles \(only for occultations of stars 1,2,3,4,13,14,16,26,63 dark without errors\) for all STD](#)

[6. Auxiliary Data Files used for the production reported in section 2](#)

This report presents the daily analysis on parameters extracted from GOMOS level 2 data (GOM_NL__2P). It is intended to monitor some important parameters that will impact the quality of these products. A list of level 2 products (and content) that have arrived during the reporting day to the PCF is also given.

Item	Value
Time of report generation	29APR2013 12:27:16
Data source version	GOMOS/6.01
Start time of products	28-06-2010 (28JUN2010 00:00:00)
Stop time of products	29-06-2010 (29JUN2010 00:00:00)
Store outputs in DB	Yes
Nb of level 2 prods	269
Nb of prods with errors	0

2. Summary of processed GOM_NL__2P products.

Nr	Filename	UTC Start time	Limb	Duration	Star Id	Star Name	Star Mag	Star Temp	Nb Meas	Orbit	Prod. error
1	GOM_NL__2PRFIN20100628_000212_000000502090_00388_43528_6748.N1	28-JUN-2010 00:02:12	Bright	50.000	73	57Gam1And	2.2600	13100.	100	43528	No
2	GOM_NL__2PRFIN20100628_000444_000000472090_00388_43528_6749.N1	28-JUN-2010 00:04:44	Twilight	46.500	173	4Bet Tri	3.0040	8900.0	93	43528	No
3	GOM_NL__2PRFIN20100628_000848_000000582090_00388_43528_6750.N1	28-JUN-2010 00:08:48	Dark	57.500	50	13Alp Ari	2.0070	4250.0	115	43528	No
4	GOM_NL__2PRFIN20100628_001342_000000442090_00388_43528_6751.N1	28-JUN-2010 00:13:42	Dark	43.500	94	92Alp Cet	2.5260	3100.0	87	43528	No
5	GOM_NL__2PRFIN20100628_003230_000000572090_00389_43529_6742.N1	28-JUN-2010 00:32:30	Dark	57.000	84	Alp Phe	2.3970	4500.0	114	43529	No
6	GOM_NL__2PRFIN20100628_003901_000000522090_00389_43529_6743.N1	28-JUN-2010 00:39:01	Straylight	51.500	63	Bet Gru	2.1500	2800.0	103	43529	No
7	GOM_NL__2PRFIN20100628_004100_000000492090_00389_43529_6744.N1	28-JUN-2010 00:41:00	Straylight	48.500	31	Alp Gru	1.7340	15200.	97	43529	No
8	GOM_NL__2PRFIN20100628_004342_000000452090_00389_43529_6745.N1	28-JUN-2010 00:43:42	Straylight	45.000	45	Alp Pav	1.9400	26000.	90	43529	No
9	GOM_NL__2PRFIN20100628_005240_000000432090_00389_43529_6746.N1	28-JUN-2010 00:52:40	Twilight	43.000	38	20Eps Sgr	1.8360	11000.	86	43529	No
10	GOM_NL__2PRFIN20100628_005403_000000482090_00389_43529_6747.N1	28-JUN-2010 00:54:03	Bright	47.500	116	19Del Sgr	2.7000	4100.0	95	43529	No
11	GOM_NL__2PRFIN20100628_005611_000000482090_00389_43529_6748.N1	28-JUN-2010 00:56:11	Bright	47.500	155	41Pi Sgr	2.9000	6600.0	95	43529	No
12	GOM_NL__2PRFIN20100628_010443_000000392090_00389_43529_6749.N1	28-JUN-2010 01:04:43	Bright	38.500	126	60Bet Oph	2.7700	4250.0	77	43529	No
13	GOM_NL__2PRFIN20100628_010704_000000412090_00389_43529_6750.N1	28-JUN-2010 01:07:04	Bright	40.500	59	55Alp Oph	2.0800	8900.0	81	43529	No
14	GOM_NL__2PRFIN20100628_011615_000000472090_00389_43529_6751.N1	28-JUN-2010 01:16:15	Bright	47.000	5	3Alp Lyr	0.033000	11000.	94	43529	No
15	GOM_NL__2PRFIN20100628_011836_000000372090_00389_43529_6752.N1	28-JUN-2010 01:18:36	Bright	36.500	130	23Bet Dra	2.7990	5800.0	73	43529	No
16	GOM_NL__2PRFIN20100628_012754_000000462090_00389_43529_6753.N1	28-JUN-2010 01:27:54	Bright	45.500	89	5Alp Cep	2.4510	8000.0	91	43529	No
17	GOM_NL__2PRFIN20100628_013507_000000692090_00389_43529_6754.N1	28-JUN-2010 01:35:07	Bright	69.000	74	11Bet Cas	2.2680	6600.0	138	43529	No
18	GOM_NL__2PRFIN20100628_013645_000000482090_00389_43529_6755.N1	28-JUN-2010 01:36:45	Bright	47.500	68	18Alp Cas	2.2250	4500.0	95	43529	No
19	GOM_NL__2PRFIN20100628_013923_000000552090_00389_43529_6756.N1	28-JUN-2010 01:39:23	Bright	55.000	160	23Gam Per	2.9300	4700.0	110	43529	No
20	GOM_NL__2PRFIN20100628_014248_000000482090_00389_43529_6757.N1	28-JUN-2010 01:42:48	Bright	48.000	73	57Gam1And	2.2600	13100.	96	43529	No
21	GOM_NL__2PRFIN20100628_014520_000000462090_00389_43529_6758.N1	28-JUN-2010 01:45:20	Twilight	45.500	173	4Bet Tri	3.0040	8900.0	91	43529	No
22	GOM_NL__2PRFIN20100628_014924_000000542090_00389_43529_6759.N1	28-JUN-2010 01:49:24	Dark	54.000	50	13Alp Ari	2.0070	4250.0	108	43529	No
23	GOM_NL__2PRFIN20100628_015418_000000412090_00389_43529_6760.N1	28-JUN-2010 01:54:18	Dark	41.000	94	92Alp Cet	2.5260	3100.0	82	43529	No
24	GOM_NL__2PRFIN20100628_021307_000000512090_00390_43530_6770.N1	28-JUN-2010 02:13:07	Dark	51.000	84	Alp Phe	2.3970	4500.0	102	43530	No
25	GOM_NL__2PRFIN20100628_021938_000000672090_00390_43530_6771.N1	28-JUN-2010 02:19:38	Straylight	66.500	63	Bet Gru	2.1500	2800.0	133	43530	No
26	GOM_NL__2PRFIN20100628_022137_000000622090_00390_43530_6772.N1	28-JUN-2010 02:21:37	Straylight	61.500	31	Alp Gru	1.7340	15200.	123	43530	No
27	GOM_NL__2PRFIN20100628_022418_000000392090_00390_43530_6773.N1	28-JUN-2010 02:24:18	Straylight	39.000	45	Alp Pav	1.9400	26000.	78	43530	No
28	GOM_NL__2PRFIN20100628_023317_000000442090_00390_43530_6774.N1	28-JUN-2010 02:33:17	Twilight	44.000	38	20Eps Sgr	1.8360	11000.	88	43530	No
29	GOM_NL__2PRFIN20100628_023440_000000522090_00390_43530_6775.N1	28-JUN-2010 02:34:40	Bright	51.500	116	19Del Sgr	2.7000	4100.0	103	43530	No
30	GOM_NL__2PRFIN20100628_023647_000000482090_00390_43530_6776.N1	28-JUN-2010 02:36:47	Bright	47.500	155	41Pi Sgr	2.9000	6600.0	95	43530	No
31	GOM_NL__2PRFIN20100628_024518_000000412090_00390_43530_6777.N1	28-JUN-2010 02:45:18	Bright	40.500	126	60Bet Oph	2.7700	4250.0	81	43530	No
32	GOM_NL__2PRFIN20100628_024740_000000392090_00390_43530_6778.N1	28-JUN-2010 02:47:40	Bright	39.000	59	55Alp Oph	2.0800	8900.0	78	43530	No
33	GOM_NL__2PRFIN20100628_025650_000000442090_00390_43530_6779.N1	28-JUN-2010 02:56:50	Bright	43.500	5	3Alp Lyr	0.033000	11000.	87	43530	No
34	GOM_NL__2PRFIN20100628_025912_000000362090_00390_43530_6780.N1	28-JUN-2010 02:59:12	Bright	36.000	130	23Bet Dra	2.7990	5800.0	72	43530	No
35	GOM_NL__2PRFIN20100628_030829_000000442090_00390_43530_6781.N1	28-JUN-2010 03:08:29	Bright	43.500	89	5Alp Cep	2.4510	8000.0	87	43530	No
36	GOM_NL__2PRFIN20100628_031543_000000492090_00390_43530_6782.N1	28-JUN-2010 03:15:43	Bright	48.500	74	11Bet Cas	2.2680	6600.0	97	43530	No
37	GOM_NL__2PRFIN20100628_031720_000000492090_00390_43530_6783.N1	28-JUN-2010 03:17:20	Bright	49.000	68	18Alp Cas	2.2250	4500.0	98	43530	No
38	GOM_NL__2PRFIN20100628_031959_000000352090_00390_43530_6784.N1	28-JUN-2010 03:19:59	Bright	35.000	160	23Gam Per	2.9300	4700.0	70	43530	No
39	GOM_NL__2PRFIN20100628_032324_000000522090_00390_43530_6785.N1	28-JUN-2010 03:23:24	Bright	52.000	73	57Gam1And	2.2600	13100.	104	43530	No
40	GOM_NL__2PRFIN20100628_032556_000000492090_00390_43530_6786.N1	28-JUN-2010 03:25:56	Twilight	49.000	173	4Bet Tri	3.0040	8900.0	98	43530	No
41	GOM_NL__2PRFIN20100628_033001_000000582090_00390_43530_6787.N1	28-JUN-2010 03:30:01	Dark	58.000	50	13Alp Ari	2.0070	4250.0	116	43530	No
42	GOM_NL__2PRFIN20100628_033454_000000392090_00390_43530_6788.N1	28-JUN-2010 03:34:54	Dark	39.000	94	92Alp Cet	2.5260	3100.0	78	43530	No

43	GOM_NL__2PRFIN20100628_035344_000000512090_00391_43531_6778.N1	28-JUN-2010 03:53:44	Dark	51.000	84	Alp Phe	2.3970	4500.0	102	43531	No
44	GOM_NL__2PRFIN20100628_040014_000000532090_00391_43531_6779.N1	28-JUN-2010 04:00:14	Straylight	52.500	63	Bet Gru	2.1500	2800.0	105	43531	No
45	GOM_NL__2PRFIN20100628_040214_000000512090_00391_43531_6780.N1	28-JUN-2010 04:02:14	Straylight	50.500	31	Alp Gru	1.7340	15200.	101	43531	No
46	GOM_NL__2PRFIN20100628_040454_000000432090_00391_43531_6781.N1	28-JUN-2010 04:04:54	Straylight	43.000	45	Alp Pav	1.9400	26000.	86	43531	No
47	GOM_NL__2PRFIN20100628_041353_000000452090_00391_43531_6782.N1	28-JUN-2010 04:13:53	Tw_i_and_stray	44.500	38	20Eps Sgr	1.8360	11000.	89	43531	No
48	GOM_NL__2PRFIN20100628_041516_000000512090_00391_43531_6783.N1	28-JUN-2010 04:15:16	Bright	51.000	116	19Del Sgr	2.7000	4100.0	102	43531	No
49	GOM_NL__2PRFIN20100628_041723_000000492090_00391_43531_6784.N1	28-JUN-2010 04:17:23	Bright	48.500	155	41Pi Sgr	2.9000	6600.0	97	43531	No
50	GOM_NL__2PRFIN20100628_042555_000000382090_00391_43531_6785.N1	28-JUN-2010 04:25:55	Bright	38.000	126	60Bet Oph	2.7700	4250.0	76	43531	No
51	GOM_NL__2PRFIN20100628_042816_000000382090_00391_43531_6786.N1	28-JUN-2010 04:28:16	Bright	37.500	59	55Alp Oph	2.0800	8900.0	75	43531	No
52	GOM_NL__2PRFIN20100628_043726_000000472090_00391_43531_6787.N1	28-JUN-2010 04:37:26	Bright	47.000	5	3Alp Lyr	0.033000	11000.	94	43531	No
53	GOM_NL__2PRFIN20100628_043948_000000382090_00391_43531_6788.N1	28-JUN-2010 04:39:48	Bright	38.000	130	23Bet Dra	2.7990	5800.0	76	43531	No
54	GOM_NL__2PRFIN20100628_044905_000000472090_00391_43531_6789.N1	28-JUN-2010 04:49:05	Bright	47.000	89	5Alp Cep	2.4510	8000.0	94	43531	No
55	GOM_NL__2PRFIN20100628_045618_000000462090_00391_43531_6790.N1	28-JUN-2010 04:56:18	Bright	46.000	74	11Bet Cas	2.2680	6600.0	92	43531	No
56	GOM_NL__2PRFIN20100628_045756_000000472090_00391_43531_6791.N1	28-JUN-2010 04:57:56	Bright	47.000	68	18Alp Cas	2.2250	4500.0	94	43531	No
57	GOM_NL__2PRFIN20100628_050035_000000362090_00391_43531_6792.N1	28-JUN-2010 05:00:35	Bright	36.000	160	23Gam Per	2.9300	4700.0	72	43531	No
58	GOM_NL__2PRFIN20100628_050400_000000452090_00391_43531_6793.N1	28-JUN-2010 05:04:00	Bright	45.000	73	57Gam1And	2.2600	13100.	90	43531	No
59	GOM_NL__2PRFIN20100628_050632_000000482090_00391_43531_6794.N1	28-JUN-2010 05:06:32	Tw_i_and_stray	48.000	173	4Bet Tri	3.0040	8900.0	96	43531	No
60	GOM_NL__2PRFIN20100628_051037_000000562090_00391_43531_6795.N1	28-JUN-2010 05:10:37	Dark	55.500	50	13Alp Ari	2.0070	4250.0	111	43531	No
61	GOM_NL__2PRFIN20100628_051531_000000392090_00391_43531_6796.N1	28-JUN-2010 05:15:31	Dark	39.000	94	92Alp Cet	2.5260	3100.0	78	43531	No
62	GOM_NL__2PRFIN20100628_053421_000000482090_00392_43532_6791.N1	28-JUN-2010 05:34:21	Dark	47.500	84	Alp Phe	2.3970	4500.0	95	43532	No
63	GOM_NL__2PRFIN20100628_054052_000000512090_00392_43532_6792.N1	28-JUN-2010 05:40:52	Straylight	51.000	63	Bet Gru	2.1500	2800.0	102	43532	No
64	GOM_NL__2PRFIN20100628_054251_000000502090_00392_43532_6793.N1	28-JUN-2010 05:42:51	Straylight	50.000	31	Alp Gru	1.7340	15200.	100	43532	No
65	GOM_NL__2PRFIN20100628_054531_000000412090_00392_43532_6794.N1	28-JUN-2010 05:45:31	Straylight	40.500	45	Alp Pav	1.9400	26000.	81	43532	No
66	GOM_NL__2PRFIN20100628_055429_000000432090_00392_43532_6795.N1	28-JUN-2010 05:54:29	Tw_i_and_stray	42.500	38	20Eps Sgr	1.8360	11000.	85	43532	No
67	GOM_NL__2PRFIN20100628_055552_000000522090_00392_43532_6796.N1	28-JUN-2010 05:55:52	Bright	51.500	116	19Del Sgr	2.7000	4100.0	103	43532	No
68	GOM_NL__2PRFIN20100628_055759_000000482090_00392_43532_6797.N1	28-JUN-2010 05:57:59	Bright	48.000	155	41Pi Sgr	2.9000	6600.0	96	43532	No
69	GOM_NL__2PRFIN20100628_060631_000000382090_00392_43532_6798.N1	28-JUN-2010 06:06:31	Bright	38.000	126	60Bet Oph	2.7700	4250.0	76	43532	No
70	GOM_NL__2PRFIN20100628_060852_000000392090_00392_43532_6799.N1	28-JUN-2010 06:08:52	Bright	38.500	59	55Alp Oph	2.0800	8900.0	77	43532	No
71	GOM_NL__2PRFIN20100628_061801_000000482090_00392_43532_6800.N1	28-JUN-2010 06:18:01	Bright	47.500	5	3Alp Lyr	0.033000	11000.	95	43532	No
72	GOM_NL__2PRFIN20100628_062024_000000382090_00392_43532_6801.N1	28-JUN-2010 06:20:24	Bright	38.000	130	23Bet Dra	2.7990	5800.0	76	43532	No
73	GOM_NL__2PRFIN20100628_062940_000000472090_00392_43532_6802.N1	28-JUN-2010 06:29:40	Bright	47.000	89	5Alp Cep	2.4510	8000.0	94	43532	No
74	GOM_NL__2PRFIN20100628_063653_000000492090_00392_43532_6803.N1	28-JUN-2010 06:36:53	Bright	48.500	74	11Bet Cas	2.2680	6600.0	97	43532	No
75	GOM_NL__2PRFIN20100628_063832_000000472090_00392_43532_6804.N1	28-JUN-2010 06:38:32	Bright	47.000	68	18Alp Cas	2.2250	4500.0	94	43532	No
76	GOM_NL__2PRFIN20100628_064111_000000382090_00392_43532_6805.N1	28-JUN-2010 06:41:11	Bright	38.000	160	23Gam Per	2.9300	4700.0	76	43532	No
77	GOM_NL__2PRFIN20100628_064436_000000482090_00392_43532_6806.N1	28-JUN-2010 06:44:36	Bright	48.000	73	57Gam1And	2.2600	13100.	96	43532	No
78	GOM_NL__2PRFIN20100628_064708_000000462090_00392_43532_6807.N1	28-JUN-2010 06:47:08	Tw_i_and_stray	46.000	173	4Bet Tri	3.0040	8900.0	92	43532	No
79	GOM_NL__2PRFIN20100628_065113_000000552090_00392_43532_6808.N1	28-JUN-2010 06:51:13	Dark	55.000	50	13Alp Ari	2.0070	4250.0	110	43532	No
80	GOM_NL__2PRFIN20100628_065607_000000412090_00392_43532_6809.N1	28-JUN-2010 06:56:07	Dark	40.500	94	92Alp Cet	2.5260	3100.0	81	43532	No
81	GOM_NL__2PRFIN20100628_071459_000000452090_00393_43533_6799.N1	28-JUN-2010 07:14:59	Dark	45.000	84	Alp Phe	2.3970	4500.0	90	43533	No
82	GOM_NL__2PRFIN20100628_072128_000000622090_00393_43533_6800.N1	28-JUN-2010 07:21:28	Straylight	61.500	63	Bet Gru	2.1500	2800.0	123	43533	No
83	GOM_NL__2PRFIN20100628_072328_000000492090_00393_43533_6801.N1	28-JUN-2010 07:23:28	Straylight	48.500	31	Alp Gru	1.7340	15200.	97	43533	No
84	GOM_NL__2PRFIN20100628_072607_000000482090_00393_43533_6802.N1	28-JUN-2010 07:26:07	Straylight	48.000	45	Alp Pav	1.9400	26000.	96	43533	No
85	GOM_NL__2PRFIN20100628_073505_000000472090_00393_43533_6803.N1	28-JUN-2010 07:35:05	Tw_i_and_stray	47.000	38	20Eps Sgr	1.8360	11000.	94	43533	No
86	GOM_NL__2PRFIN20100628_073629_000000512090_00393_43533_6804.N1	28-JUN-2010 07:36:29	Bright	51.000	116	19Del Sgr	2.7000	4100.0	102	43533	No
87	GOM_NL__2PRFIN20100628_073835_000000482090_00393_43533_6805.N1	28-JUN-2010 07:38:35	Bright	47.500	155	41Pi Sgr	2.9000	6600.0	95	43533	No
88	GOM_NL__2PRFIN20100628_074706_000000402090_00393_43533_6806.N1	28-JUN-2010 07:47:06	Bright	40.000	126	60Bet Oph	2.7700	4250.0	80	43533	No
89	GOM_NL__2PRFIN20100628_074928_000000402090_00393_43533_6807.N1	28-JUN-2010 07:49:28	Bright	39.500	59	55Alp Oph	2.0800	8900.0	79	43533	No
90	GOM_NL__2PRFIN20100628_075836_000000522090_00393_43533_6808.N1	28-JUN-2010 07:58:36	Bright	52.000	5	3Alp Lyr	0.033000	11000.	104	43533	No
91	GOM_NL__2PRFIN20100628_080059_000000392090_00393_43533_6809.N1	28-JUN-2010 08:00:59	Bright	39.000	130	23Bet Dra	2.7990	5800.0	78	43533	No
92	GOM_NL__2PRFIN20100628_081015_000000462090_00393_43533_6810.N1	28-JUN-2010 08:10:15	Bright	45.500	89	5Alp Cep	2.4510	8000.0	91	43533	No
93	GOM_NL__2PRFIN20100628_081729_000000482090_00393_43533_6811.N1	28-JUN-2010 08:17:29	Bright	48.000	74	11Bet Cas	2.2680	6600.0	96	43533	No
94	GOM_NL__2PRFIN20100628_081907_000000492090_00393_43533_6812.N1	28-JUN-2010 08:19:07	Bright	49.000	68	18Alp Cas	2.2250	4500.0	98	43533	No
95	GOM_NL__2PRFIN20100628_082147_000000402090_00393_43533_6813.N1	28-JUN-2010 08:21:47	Bright	40.000	160	23Gam Per	2.9300	4700.0	80	43533	No
96	GOM_NL__2PRFIN20100628_082512_000000492090_00393_43533_6814.N1	28-JUN-2010 08:25:12	Bright	48.500	73	57Gam1And	2.2600	13100.	97	43533	No
97	GOM_NL__2PRFIN20100628_082744_000000482090_00393_43533_6815.N1	28-JUN-2010 08:27:44	Tw_i_and_stray	48.000	173	4Bet Tri	3.0040	8900.0	96	43533	No
98	GOM_NL__2PRFIN20100628_083149_000000562090_00393_43533_6816.N1	28-JUN-2010 08:31:49	Dark	56.000	50	13Alp Ari	2.0070	4250.0	112	43533	No
99	GOM_NL__2PRFIN20100628_083644_000000452090_00393_43533_6817.N1	28-JUN-2010 08:36:44	Dark	45.000	94	92Alp Cet	2.5260	3100.0	90	43533	No
100	GOM_NL__2PRFIN20100628_085535_000000502090_00394_43534_6807.N1	28-JUN-2010 08:55:35	Dark	49.500	84	Alp Phe	2.3970	4500.0	99	43534	No
101	GOM_NL__2PRFIN20100628_090206_000000652090_00394_43534_6808.N1	28-JUN-2010 09:02:06	Straylight	65.000	63	Bet Gru	2.1500	2800.0	130	43534	No

102	GOM_NL__2PRFIN20100628_090405_000000502090_00394_43534_6809.N1	28-JUN-2010 09:04:05	Straylight	50.000	31	Alp Gru	1.7340	15200.	100	43534	No
103	GOM_NL__2PRFIN20100628_090644_000000452090_00394_43534_6810.N1	28-JUN-2010 09:06:44	Straylight	44.500	45	Alp Pav	1.9400	26000.	89	43534	No
104	GOM_NL__2PRFIN20100628_091542_000000432090_00394_43534_6811.N1	28-JUN-2010 09:15:42	Twi_and_stray	42.500	38	20Eps Sgr	1.8360	11000.	85	43534	No
105	GOM_NL__2PRFIN20100628_091705_000000462090_00394_43534_6812.N1	28-JUN-2010 09:17:05	Bright	45.500	116	19Del Sgr	2.7000	4100.0	91	43534	No
106	GOM_NL__2PRFIN20100628_091912_000000472090_00394_43534_6813.N1	28-JUN-2010 09:19:12	Bright	47.000	155	41Pi Sgr	2.9000	6600.0	94	43534	No
107	GOM_NL__2PRFIN20100628_092742_000000392090_00394_43534_6814.N1	28-JUN-2010 09:27:42	Bright	38.500	126	60Bet Oph	2.7700	4250.0	77	43534	No
108	GOM_NL__2PRFIN20100628_093004_000000392090_00394_43534_6815.N1	28-JUN-2010 09:30:04	Bright	38.500	59	55Alp Oph	2.0800	8900.0	77	43534	No
109	GOM_NL__2PRFIN20100628_093912_000000502090_00394_43534_6816.N1	28-JUN-2010 09:39:12	Bright	50.000	5	3Alp Lyr	0.033000	11000.	100	43534	No
110	GOM_NL__2PRFIN20100628_094135_000000382090_00394_43534_6817.N1	28-JUN-2010 09:41:35	Bright	37.500	130	23Bet Dra	2.7990	5800.0	75	43534	No
111	GOM_NL__2PRFIN20100628_095050_000000452090_00394_43534_6818.N1	28-JUN-2010 09:50:50	Bright	44.500	89	5Alp Cep	2.4510	8000.0	89	43534	No
112	GOM_NL__2PRFIN20100628_095805_000000462090_00394_43534_6819.N1	28-JUN-2010 09:58:05	Bright	46.000	74	11Bet Cas	2.2680	6600.0	92	43534	No
113	GOM_NL__2PRFIN20100628_095943_000000502090_00394_43534_6820.N1	28-JUN-2010 09:59:43	Bright	50.000	68	18Alp Cas	2.2250	4500.0	100	43534	No
114	GOM_NL__2PRFIN20100628_100223_000000542090_00394_43534_6821.N1	28-JUN-2010 10:02:23	Bright	54.000	160	23Gam Per	2.9300	4700.0	108	43534	No
115	GOM_NL__2PRFIN20100628_100548_000000502090_00394_43534_6822.N1	28-JUN-2010 10:05:48	Bright	50.000	73	57Gam1And	2.2600	13100.	100	43534	No
116	GOM_NL__2PRFIN20100628_100820_000000492090_00394_43534_6823.N1	28-JUN-2010 10:08:20	Twi_and_stray	49.000	173	4Bet Tri	3.0040	8900.0	98	43534	No
117	GOM_NL__2PRFIN20100628_101226_000000562090_00394_43534_6824.N1	28-JUN-2010 10:12:26	Dark	56.000	50	13Alp Ari	2.0070	4250.0	112	43534	No
118	GOM_NL__2PRFIN20100628_101720_000000472090_00394_43534_6825.N1	28-JUN-2010 10:17:20	Dark	47.000	94	92Alp Cet	2.5260	3100.0	94	43534	No
119	GOM_NL__2PRFIN20100628_103612_000000472090_00395_43535_6815.N1	28-JUN-2010 10:36:12	Dark	46.500	84	Alp Phe	2.3970	4500.0	93	43535	No
120	GOM_NL__2PRFIN20100628_104242_000000672090_00395_43535_6816.N1	28-JUN-2010 10:42:42	Straylight	66.500	63	Bet Gru	2.1500	2800.0	133	43535	No
121	GOM_NL__2PRFIN20100628_104441_000000582090_00395_43535_6817.N1	28-JUN-2010 10:44:41	Straylight	58.000	31	Alp Gru	1.7340	15200.	116	43535	No
122	GOM_NL__2PRFIN20100628_104720_000000422090_00395_43535_6818.N1	28-JUN-2010 10:47:20	Straylight	42.000	45	Alp Pav	1.9400	26000.	84	43535	No
123	GOM_NL__2PRFIN20100628_105618_000000462090_00395_43535_6819.N1	28-JUN-2010 10:56:18	Twi_and_stray	45.500	38	20Eps Sgr	1.8360	11000.	91	43535	No
124	GOM_NL__2PRFIN20100628_105741_000000472090_00395_43535_6820.N1	28-JUN-2010 10:57:41	Bright	47.000	116	19Del Sgr	2.7000	4100.0	94	43535	No
125	GOM_NL__2PRFIN20100628_105948_000000472090_00395_43535_6821.N1	28-JUN-2010 10:59:48	Bright	46.500	155	41Pi Sgr	2.9000	6600.0	93	43535	No
126	GOM_NL__2PRFIN20100628_110818_000000412090_00395_43535_6822.N1	28-JUN-2010 11:08:18	Bright	41.000	126	60Bet Oph	2.7700	4250.0	82	43535	No
127	GOM_NL__2PRFIN20100628_111039_000000442090_00395_43535_6823.N1	28-JUN-2010 11:10:39	Bright	44.000	59	55Alp Oph	2.0800	8900.0	88	43535	No
128	GOM_NL__2PRFIN20100628_111947_000000442090_00395_43535_6824.N1	28-JUN-2010 11:19:47	Bright	43.500	5	3Alp Lyr	0.033000	11000.	87	43535	No
129	GOM_NL__2PRFIN20100628_112211_000000402090_00395_43535_6825.N1	28-JUN-2010 11:22:11	Bright	39.500	130	23Bet Dra	2.7990	5800.0	79	43535	No
130	GOM_NL__2PRFIN20100628_113126_000000452090_00395_43535_6826.N1	28-JUN-2010 11:31:26	Bright	45.000	89	5Alp Cep	2.4510	8000.0	90	43535	No
131	GOM_NL__2PRFIN20100628_113840_000000492090_00395_43535_6827.N1	28-JUN-2010 11:38:40	Bright	48.500	74	11Bet Cas	2.2680	6600.0	97	43535	No
132	GOM_NL__2PRFIN20100628_114018_000000502090_00395_43535_6828.N1	28-JUN-2010 11:40:18	Bright	49.500	68	18Alp Cas	2.2250	4500.0	99	43535	No
133	GOM_NL__2PRFIN20100628_114259_000000552090_00395_43535_6829.N1	28-JUN-2010 11:42:59	Bright	55.000	160	23Gam Per	2.9300	4700.0	110	43535	No
134	GOM_NL__2PRFIN20100628_114624_000000512090_00395_43535_6830.N1	28-JUN-2010 11:46:24	Bright	50.500	73	57Gam1And	2.2600	13100.	101	43535	No
135	GOM_NL__2PRFIN20100628_114857_000000492090_00395_43535_6831.N1	28-JUN-2010 11:48:57	Twi_and_stray	48.500	173	4Bet Tri	3.0040	8900.0	97	43535	No
136	GOM_NL__2PRFIN20100628_115302_000000592090_00395_43535_6832.N1	28-JUN-2010 11:53:02	Dark	58.500	50	13Alp Ari	2.0070	4250.0	117	43535	No
137	GOM_NL__2PRFIN20100628_115756_000000482090_00395_43535_6833.N1	28-JUN-2010 11:57:56	Dark	47.500	94	92Alp Cet	2.5260	3100.0	95	43535	No
138	GOM_NL__2PRFIN20100628_121649_000000482090_00396_43536_6823.N1	28-JUN-2010 12:16:49	Dark	48.000	84	Alp Phe	2.3970	4500.0	96	43536	No
139	GOM_NL__2PRFIN20100628_122319_000000522090_00396_43536_6824.N1	28-JUN-2010 12:23:19	Straylight	51.500	63	Bet Gru	2.1500	2800.0	103	43536	No
140	GOM_NL__2PRFIN20100628_122518_000000512090_00396_43536_6825.N1	28-JUN-2010 12:25:18	Straylight	51.000	31	Alp Gru	1.7340	15200.	102	43536	No
141	GOM_NL__2PRFIN20100628_122757_000000422090_00396_43536_6826.N1	28-JUN-2010 12:27:57	Straylight	42.000	45	Alp Pav	1.9400	26000.	84	43536	No
142	GOM_NL__2PRFIN20100628_123654_000000452090_00396_43536_6827.N1	28-JUN-2010 12:36:54	Twi_and_stray	45.000	38	20Eps Sgr	1.8360	11000.	90	43536	No
143	GOM_NL__2PRFIN20100628_123817_000000522090_00396_43536_6828.N1	28-JUN-2010 12:38:17	Bright	51.500	116	19Del Sgr	2.7000	4100.0	103	43536	No
144	GOM_NL__2PRFIN20100628_124024_000000472090_00396_43536_6829.N1	28-JUN-2010 12:40:24	Bright	47.000	155	41Pi Sgr	2.9000	6600.0	94	43536	No
145	GOM_NL__2PRFIN20100628_124854_000000392090_00396_43536_6830.N1	28-JUN-2010 12:48:54	Bright	39.000	126	60Bet Oph	2.7700	4250.0	78	43536	No
146	GOM_NL__2PRFIN20100628_125115_000000382090_00396_43536_6831.N1	28-JUN-2010 12:51:15	Bright	38.000	59	55Alp Oph	2.0800	8900.0	76	43536	No
147	GOM_NL__2PRFIN20100628_130022_000000482090_00396_43536_6832.N1	28-JUN-2010 13:00:22	Bright	48.000	5	3Alp Lyr	0.033000	11000.	96	43536	No
148	GOM_NL__2PRFIN20100628_130246_000000392090_00396_43536_6833.N1	28-JUN-2010 13:02:46	Bright	39.000	130	23Bet Dra	2.7990	5800.0	78	43536	No
149	GOM_NL__2PRFIN20100628_131916_000000432090_00396_43536_6834.N1	28-JUN-2010 13:19:16	Bright	43.000	74	11Bet Cas	2.2680	6600.0	86	43536	No
150	GOM_NL__2PRFIN20100628_132054_000000502090_00396_43536_6835.N1	28-JUN-2010 13:20:54	Bright	49.500	68	18Alp Cas	2.2250	4500.0	99	43536	No
151	GOM_NL__2PRFIN20100628_132335_000000502090_00396_43536_6836.N1	28-JUN-2010 13:23:35	Bright	49.500	160	23Gam Per	2.9300	4700.0	99	43536	No
152	GOM_NL__2PRFIN20100628_132659_000000492090_00396_43536_6837.N1	28-JUN-2010 13:26:59	Bright	49.000	73	57Gam1And	2.2600	13100.	98	43536	No
153	GOM_NL__2PRFIN20100628_132933_000000482090_00396_43536_6838.N1	28-JUN-2010 13:29:33	Twi_and_stray	48.000	173	4Bet Tri	3.0040	8900.0	96	43536	No
154	GOM_NL__2PRFIN20100628_133338_000000612090_00396_43536_6839.N1	28-JUN-2010 13:33:38	Dark	61.000	50	13Alp Ari	2.0070	4250.0	122	43536	No
155	GOM_NL__2PRFIN20100628_133832_000000532090_00396_43536_6840.N1	28-JUN-2010 13:38:32	Dark	52.500	94	92Alp Cet	2.5260	3100.0	105	43536	No
156	GOM_NL__2PRFIN20100628_135726_000000472090_00397_43537_6833.N1	28-JUN-2010 13:57:26	Dark	46.500	84	Alp Phe	2.3970	4500.0	93	43537	No
157	GOM_NL__2PRFIN20100628_140356_000000542090_00397_43537_6834.N1	28-JUN-2010 14:03:56	Straylight	54.000	63	Bet Gru	2.1500	2800.0	108	43537	No
158	GOM_NL__2PRFIN20100628_140555_000000502090_00397_43537_6835.N1	28-JUN-2010 14:05:55	Straylight	50.000	31	Alp Gru	1.7340	15200.	100	43537	No
159	GOM_NL__2PRFIN20100628_140833_000000422090_00397_43537_6836.N1	28-JUN-2010 14:08:33	Straylight	42.000	45	Alp Pav	1.9400	26000.	84	43537	No
160	GOM_NL__2PRFIN20100628_141730_000000442090_00397_43537_6837.N1	28-JUN-2010 14:17:30	Twi_and_stray	44.000	38	20Eps Sgr	1.8360	11000.	88	43537	No

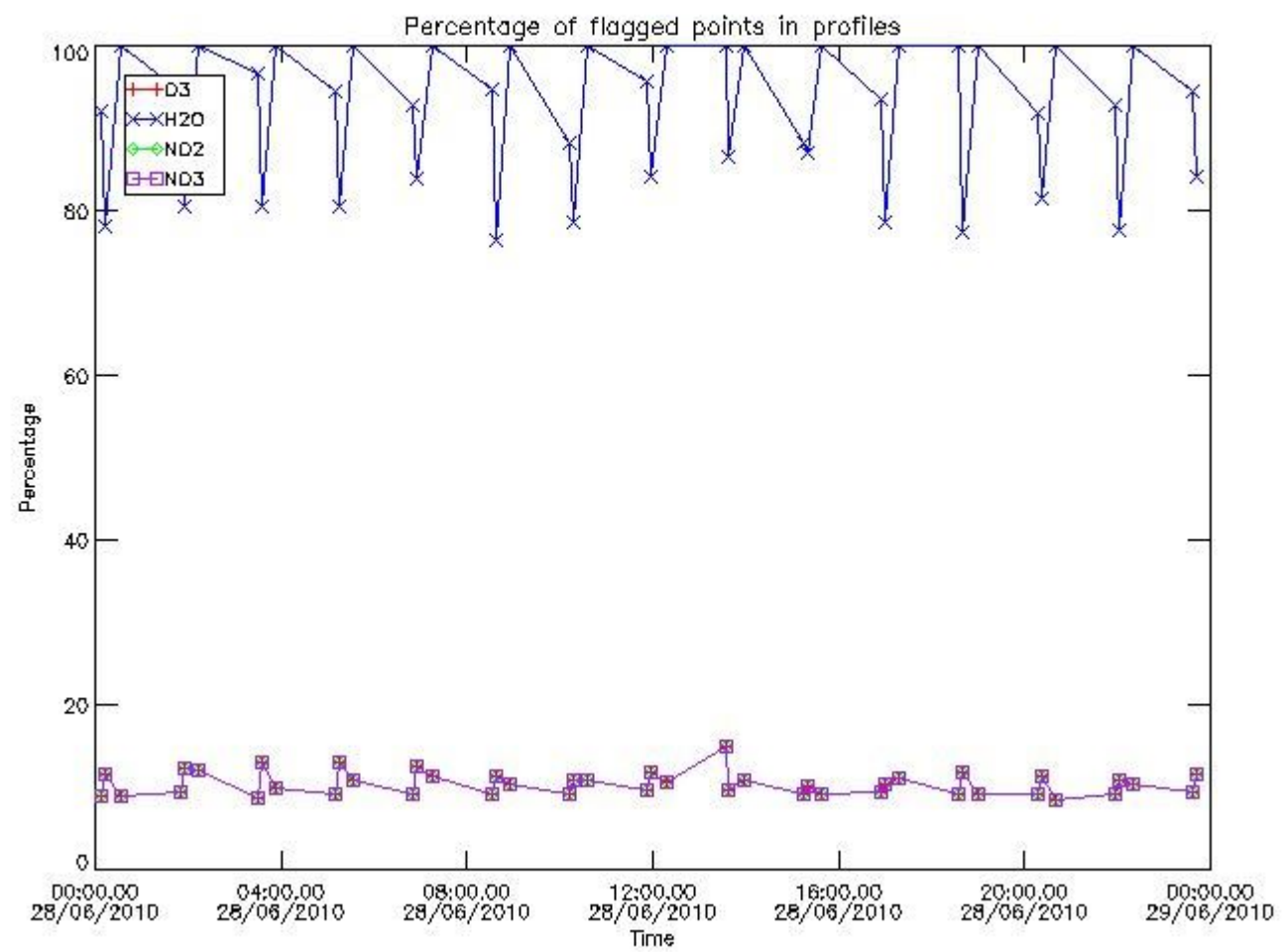
161	GOM_NL__2PRFIN20100628_141853_000000502090_00397_43537_6838.N1	28-JUN-2010 14:18:53	Bright	50.000	116	19Del Sgr	2.7000	4100.0	100	43537	No
162	GOM_NL__2PRFIN20100628_142100_000000482090_00397_43537_6839.N1	28-JUN-2010 14:21:00	Bright	47.500	155	41Pi Sgr	2.9000	6600.0	95	43537	No
163	GOM_NL__2PRFIN20100628_142930_000000392090_00397_43537_6840.N1	28-JUN-2010 14:29:30	Bright	38.500	126	60Bet Oph	2.7700	4250.0	77	43537	No
164	GOM_NL__2PRFIN20100628_143151_000000382090_00397_43537_6841.N1	28-JUN-2010 14:31:51	Bright	38.000	59	55Alp Oph	2.0800	8900.0	76	43537	No
165	GOM_NL__2PRFIN20100628_144058_000000432090_00397_43537_6842.N1	28-JUN-2010 14:40:58	Bright	42.500	5	3Alp Lyr	0.033000	11000.	85	43537	No
166	GOM_NL__2PRFIN20100628_144322_000000352090_00397_43537_6843.N1	28-JUN-2010 14:43:22	Bright	35.000	130	23Bet Dra	2.7990	5800.0	70	43537	No
167	GOM_NL__2PRFIN20100628_145236_000000462090_00397_43537_6844.N1	28-JUN-2010 14:52:36	Bright	46.000	89	5Alp Cep	2.4510	8000.0	92	43537	No
168	GOM_NL__2PRFIN20100628_145951_000000472090_00397_43537_6845.N1	28-JUN-2010 14:59:51	Bright	47.000	74	11Bet Cas	2.2680	6600.0	94	43537	No
169	GOM_NL__2PRFIN20100628_150129_000000682090_00397_43537_6846.N1	28-JUN-2010 15:01:29	Bright	68.000	68	18Alp Cas	2.2250	4500.0	136	43537	No
170	GOM_NL__2PRFIN20100628_150410_000000462090_00397_43537_6847.N1	28-JUN-2010 15:04:10	Bright	45.500	160	23Gam Per	2.9300	4700.0	91	43537	No
171	GOM_NL__2PRFIN20100628_150735_000000632090_00397_43537_6848.N1	28-JUN-2010 15:07:35	Bright	63.000	73	57Gam1And	2.2600	13100.	126	43537	No
172	GOM_NL__2PRFIN20100628_151009_000000492090_00397_43537_6849.N1	28-JUN-2010 15:10:09	Tw_i_and_stray	48.500	173	4Bet Tri	3.0040	8900.0	97	43537	No
173	GOM_NL__2PRFIN20100628_151415_000000562090_00397_43537_6850.N1	28-JUN-2010 15:14:15	Dark	56.000	50	13Alp Ari	2.0070	4250.0	112	43537	No
174	GOM_NL__2PRFIN20100628_151909_000000502090_00397_43537_6851.N1	28-JUN-2010 15:19:09	Dark	50.000	94	92Alp Cet	2.5260	3100.0	100	43537	No
175	GOM_NL__2PRFIN20100628_153803_000000562090_00398_43538_6841.N1	28-JUN-2010 15:38:03	Dark	56.000	84	Alp Phe	2.3970	4500.0	112	43538	No
176	GOM_NL__2PRFIN20100628_154433_000000532090_00398_43538_6842.N1	28-JUN-2010 15:44:33	Straylight	52.500	63	Bet Gru	2.1500	2800.0	105	43538	No
177	GOM_NL__2PRFIN20100628_154632_000000522090_00398_43538_6843.N1	28-JUN-2010 15:46:32	Straylight	52.000	31	Alp Gru	1.7340	15200.	104	43538	No
178	GOM_NL__2PRFIN20100628_154910_000000402090_00398_43538_6844.N1	28-JUN-2010 15:49:10	Straylight	40.000	45	Alp Pav	1.9400	26000.	80	43538	No
179	GOM_NL__2PRFIN20100628_155807_000000452090_00398_43538_6845.N1	28-JUN-2010 15:58:07	Tw_i_and_stray	44.500	38	20Eps Sgr	1.8360	11000.	89	43538	No
180	GOM_NL__2PRFIN20100628_155930_000000522090_00398_43538_6846.N1	28-JUN-2010 15:59:30	Bright	51.500	116	19Del Sgr	2.7000	4100.0	103	43538	No
181	GOM_NL__2PRFIN20100628_160136_000000482090_00398_43538_6847.N1	28-JUN-2010 16:01:36	Bright	48.000	155	41Pi Sgr	2.9000	6600.0	96	43538	No
182	GOM_NL__2PRFIN20100628_161006_000000392090_00398_43538_6848.N1	28-JUN-2010 16:10:06	Bright	38.500	126	60Bet Oph	2.7700	4250.0	77	43538	No
183	GOM_NL__2PRFIN20100628_161227_000000402090_00398_43538_6849.N1	28-JUN-2010 16:12:27	Bright	40.000	59	55Alp Oph	2.0800	8900.0	80	43538	No
184	GOM_NL__2PRFIN20100628_162133_000000462090_00398_43538_6850.N1	28-JUN-2010 16:21:33	Bright	46.000	5	3Alp Lyr	0.033000	11000.	92	43538	No
185	GOM_NL__2PRFIN20100628_162358_000000362090_00398_43538_6851.N1	28-JUN-2010 16:23:58	Bright	36.000	130	23Bet Dra	2.7990	5800.0	72	43538	No
186	GOM_NL__2PRFIN20100628_163311_000000472090_00398_43538_6852.N1	28-JUN-2010 16:33:11	Bright	46.500	89	5Alp Cep	2.4510	8000.0	93	43538	No
187	GOM_NL__2PRFIN20100628_164026_000000482090_00398_43538_6853.N1	28-JUN-2010 16:40:26	Bright	48.000	74	11Bet Cas	2.2680	6600.0	96	43538	No
188	GOM_NL__2PRFIN20100628_164205_000000502090_00398_43538_6854.N1	28-JUN-2010 16:42:05	Bright	49.500	68	18Alp Cas	2.2250	4500.0	99	43538	No
189	GOM_NL__2PRFIN20100628_164446_000000552090_00398_43538_6855.N1	28-JUN-2010 16:44:46	Bright	55.000	160	23Gam Per	2.9300	4700.0	110	43538	No
190	GOM_NL__2PRFIN20100628_164811_000000552090_00398_43538_6856.N1	28-JUN-2010 16:48:11	Bright	54.500	73	57Gam1And	2.2600	13100.	109	43538	No
191	GOM_NL__2PRFIN20100628_165045_000000492090_00398_43538_6857.N1	28-JUN-2010 16:50:45	Tw_i_and_stray	48.500	173	4Bet Tri	3.0040	8900.0	97	43538	No
192	GOM_NL__2PRFIN20100628_165450_000000552090_00398_43538_6858.N1	28-JUN-2010 16:54:50	Dark	54.500	50	13Alp Ari	2.0070	4250.0	109	43538	No
193	GOM_NL__2PRFIN20100628_165945_000000502090_00398_43538_6859.N1	28-JUN-2010 16:59:45	Dark	49.500	94	92Alp Cet	2.5260	3100.0	99	43538	No
194	GOM_NL__2PRFIN20100628_171840_000000462090_00399_43539_6849.N1	28-JUN-2010 17:18:40	Dark	45.500	84	Alp Phe	2.3970	4500.0	91	43539	No
195	GOM_NL__2PRFIN20100628_172510_000000522090_00399_43539_6850.N1	28-JUN-2010 17:25:10	Straylight	52.000	63	Bet Gru	2.1500	2800.0	104	43539	No
196	GOM_NL__2PRFIN20100628_172709_000000502090_00399_43539_6851.N1	28-JUN-2010 17:27:09	Straylight	50.000	31	Alp Gru	1.7340	15200.	100	43539	No
197	GOM_NL__2PRFIN20100628_172946_000000412090_00399_43539_6852.N1	28-JUN-2010 17:29:46	Straylight	41.000	45	Alp Pav	1.9400	26000.	82	43539	No
198	GOM_NL__2PRFIN20100628_173843_000000452090_00399_43539_6853.N1	28-JUN-2010 17:38:43	Tw_i_and_stray	45.000	38	20Eps Sgr	1.8360	11000.	90	43539	No
199	GOM_NL__2PRFIN20100628_174006_000000502090_00399_43539_6854.N1	28-JUN-2010 17:40:06	Bright	49.500	116	19Del Sgr	2.7000	4100.0	99	43539	No
200	GOM_NL__2PRFIN20100628_174212_000000462090_00399_43539_6855.N1	28-JUN-2010 17:42:12	Bright	45.500	155	41Pi Sgr	2.9000	6600.0	91	43539	No
201	GOM_NL__2PRFIN20100628_175042_000000392090_00399_43539_6856.N1	28-JUN-2010 17:50:42	Bright	38.500	126	60Bet Oph	2.7700	4250.0	77	43539	No
202	GOM_NL__2PRFIN20100628_175303_000000382090_00399_43539_6857.N1	28-JUN-2010 17:53:03	Bright	38.000	59	55Alp Oph	2.0800	8900.0	76	43539	No
203	GOM_NL__2PRFIN20100628_180209_000000492090_00399_43539_6858.N1	28-JUN-2010 18:02:09	Bright	48.500	5	3Alp Lyr	0.033000	11000.	97	43539	No
204	GOM_NL__2PRFIN20100628_180434_000000412090_00399_43539_6859.N1	28-JUN-2010 18:04:34	Bright	41.000	130	23Bet Dra	2.7990	5800.0	82	43539	No
205	GOM_NL__2PRFIN20100628_181347_000000502090_00399_43539_6860.N1	28-JUN-2010 18:13:47	Bright	50.000	89	5Alp Cep	2.4510	8000.0	100	43539	No
206	GOM_NL__2PRFIN20100628_182102_000000482090_00399_43539_6861.N1	28-JUN-2010 18:21:02	Bright	48.000	74	11Bet Cas	2.2680	6600.0	96	43539	No
207	GOM_NL__2PRFIN20100628_182241_000000492090_00399_43539_6862.N1	28-JUN-2010 18:22:41	Bright	48.500	68	18Alp Cas	2.2250	4500.0	97	43539	No
208	GOM_NL__2PRFIN20100628_182522_000000552090_00399_43539_6863.N1	28-JUN-2010 18:25:22	Bright	55.000	160	23Gam Per	2.9300	4700.0	110	43539	No
209	GOM_NL__2PRFIN20100628_182847_000000512090_00399_43539_6864.N1	28-JUN-2010 18:28:47	Bright	50.500	73	57Gam1And	2.2600	13100.	101	43539	No
210	GOM_NL__2PRFIN20100628_183121_000000482090_00399_43539_6865.N1	28-JUN-2010 18:31:21	Tw_i_and_stray	48.000	173	4Bet Tri	3.0040	8900.0	96	43539	No
211	GOM_NL__2PRFIN20100628_183527_000000552090_00399_43539_6866.N1	28-JUN-2010 18:35:27	Dark	55.000	50	13Alp Ari	2.0070	4250.0	110	43539	No
212	GOM_NL__2PRFIN20100628_184022_000000472090_00399_43539_6867.N1	28-JUN-2010 18:40:22	Dark	47.000	94	92Alp Cet	2.5260	3100.0	94	43539	No
213	GOM_NL__2PRFIN20100628_185917_000000562090_00400_43540_6877.N1	28-JUN-2010 18:59:17	Dark	55.500	84	Alp Phe	2.3970	4500.0	111	43540	No
214	GOM_NL__2PRFIN20100628_190547_000000542090_00400_43540_6878.N1	28-JUN-2010 19:05:47	Straylight	54.000	63	Bet Gru	2.1500	2800.0	108	43540	No
215	GOM_NL__2PRFIN20100628_190746_000000532090_00400_43540_6879.N1	28-JUN-2010 19:07:46	Straylight	53.000	31	Alp Gru	1.7340	15200.	106	43540	No
216	GOM_NL__2PRFIN20100628_191023_000000402090_00400_43540_6880.N1	28-JUN-2010 19:10:23	Straylight	40.000	45	Alp Pav	1.9400	26000.	80	43540	No
217	GOM_NL__2PRFIN20100628_191919_000000472090_00400_43540_6881.N1	28-JUN-2010 19:19:19	Tw_i_and_stray	47.000	38	20Eps Sgr	1.8360	11000.	94	43540	No
218	GOM_NL__2PRFIN20100628_192042_000000552090_00400_43540_6882.N1	28-JUN-2010 19:20:42	Bright	55.000	116	19Del Sgr	2.7000	4100.0	110	43540	No
219	GOM_NL__2PRFIN20100628_192248_000000482090_00400_43540_6883.N1	28-JUN-2010 19:22:48	Bright	47.500	155	41Pi Sgr	2.9000	6600.0	95	43540	No

220	GOM_NL__2PRFIN20100628_193117_000000382090_00400_43540_6884.N1	28-JUN-2010 19:31:17	Bright	38.000	126	60Bet Oph	2.7700	4250.0	76	43540	No
221	GOM_NL__2PRFIN20100628_193339_000000392090_00400_43540_6885.N1	28-JUN-2010 19:33:39	Bright	38.500	59	55Alp Oph	2.0800	8900.0	77	43540	No
222	GOM_NL__2PRFIN20100628_194244_000000482090_00400_43540_6886.N1	28-JUN-2010 19:42:44	Bright	48.000	5	3Alp Lyr	0.033000	11000.	96	43540	No
223	GOM_NL__2PRFIN20100628_194509_000000392090_00400_43540_6887.N1	28-JUN-2010 19:45:09	Bright	38.500	130	23Bet Dra	2.7990	5800.0	77	43540	No
224	GOM_NL__2PRFIN20100628_195422_000000572090_00400_43540_6888.N1	28-JUN-2010 19:54:22	Bright	57.000	89	5Alp Cep	2.4510	8000.0	114	43540	No
225	GOM_NL__2PRFIN20100628_200137_000000502090_00400_43540_6889.N1	28-JUN-2010 20:01:37	Bright	49.500	74	11Bet Cas	2.2680	6600.0	99	43540	No
226	GOM_NL__2PRFIN20100628_200316_000000502090_00400_43540_6890.N1	28-JUN-2010 20:03:16	Bright	49.500	68	18Alp Cas	2.2250	4500.0	99	43540	No
227	GOM_NL__2PRFIN20100628_200558_000000352090_00400_43540_6891.N1	28-JUN-2010 20:05:58	Bright	35.000	160	23Gam Per	2.9300	4700.0	70	43540	No
228	GOM_NL__2PRFIN20100628_200923_000000492090_00400_43540_6892.N1	28-JUN-2010 20:09:23	Bright	48.500	73	57Gam1And	2.2600	13100.	97	43540	No
229	GOM_NL__2PRFIN20100628_201157_000000472090_00400_43540_6893.N1	28-JUN-2010 20:11:57	Twilight	47.000	173	4Bet Tri	3.0040	8900.0	94	43540	No
230	GOM_NL__2PRFIN20100628_201603_000000552090_00400_43540_6894.N1	28-JUN-2010 20:16:03	Dark	55.000	50	13Alp Ari	2.0070	4250.0	110	43540	No
231	GOM_NL__2PRFIN20100628_202058_000000542090_00400_43540_6895.N1	28-JUN-2010 20:20:58	Dark	54.000	94	92Alp Cet	2.5260	3100.0	108	43540	No
232	GOM_NL__2PRFIN20100628_203953_000000612090_00401_43541_6885.N1	28-JUN-2010 20:39:53	Dark	60.500	84	Alp Phe	2.3970	4500.0	121	43541	No
233	GOM_NL__2PRFIN20100628_204624_000000512090_00401_43541_6886.N1	28-JUN-2010 20:46:24	Straylight	50.500	63	Bet Gru	2.1500	2800.0	101	43541	No
234	GOM_NL__2PRFIN20100628_204823_000000502090_00401_43541_6887.N1	28-JUN-2010 20:48:23	Straylight	49.500	31	Alp Gru	1.7340	15200.	99	43541	No
235	GOM_NL__2PRFIN20100628_205059_000000402090_00401_43541_6888.N1	28-JUN-2010 20:50:59	Straylight	39.500	45	Alp Pav	1.9400	26000.	79	43541	No
236	GOM_NL__2PRFIN20100628_205955_000000442090_00401_43541_6889.N1	28-JUN-2010 20:59:55	Twilight	44.000	38	20Eps Sgr	1.8360	11000.	88	43541	No
237	GOM_NL__2PRFIN20100628_210118_000000552090_00401_43541_6890.N1	28-JUN-2010 21:01:18	Bright	55.000	116	19Del Sgr	2.7000	4100.0	110	43541	No
238	GOM_NL__2PRFIN20100628_210324_000000482090_00401_43541_6891.N1	28-JUN-2010 21:03:24	Bright	48.000	155	41Pi Sgr	2.9000	6600.0	96	43541	No
239	GOM_NL__2PRFIN20100628_211153_000000392090_00401_43541_6892.N1	28-JUN-2010 21:11:53	Bright	38.500	126	60Bet Oph	2.7700	4250.0	77	43541	No
240	GOM_NL__2PRFIN20100628_211415_000000372090_00401_43541_6893.N1	28-JUN-2010 21:14:15	Bright	37.000	59	55Alp Oph	2.0800	8900.0	74	43541	No
241	GOM_NL__2PRFIN20100628_212320_000000472090_00401_43541_6894.N1	28-JUN-2010 21:23:20	Bright	46.500	5	3Alp Lyr	0.033000	11000.	93	43541	No
242	GOM_NL__2PRFIN20100628_212545_000000402090_00401_43541_6895.N1	28-JUN-2010 21:25:45	Bright	40.000	130	23Bet Dra	2.7990	5800.0	80	43541	No
243	GOM_NL__2PRFIN20100628_213457_000000482090_00401_43541_6896.N1	28-JUN-2010 21:34:57	Bright	47.500	89	5Alp Cep	2.4510	8000.0	95	43541	No
244	GOM_NL__2PRFIN20100628_214213_000000502090_00401_43541_6897.N1	28-JUN-2010 21:42:13	Bright	49.500	74	11Bet Cas	2.2680	6600.0	99	43541	No
245	GOM_NL__2PRFIN20100628_214352_000000682090_00401_43541_6898.N1	28-JUN-2010 21:43:52	Bright	68.000	68	18Alp Cas	2.2250	4500.0	136	43541	No
246	GOM_NL__2PRFIN20100628_214634_000000552090_00401_43541_6899.N1	28-JUN-2010 21:46:34	Bright	55.000	160	23Gam Per	2.9300	4700.0	110	43541	No
247	GOM_NL__2PRFIN20100628_214959_000000582090_00401_43541_6900.N1	28-JUN-2010 21:49:59	Bright	57.500	73	57Gam1And	2.2600	13100.	115	43541	No
248	GOM_NL__2PRFIN20100628_215233_000000482090_00401_43541_6901.N1	28-JUN-2010 21:52:33	Twilight	47.500	173	4Bet Tri	3.0040	8900.0	95	43541	No
249	GOM_NL__2PRFIN20100628_215639_000000562090_00401_43541_6902.N1	28-JUN-2010 21:56:39	Dark	55.500	50	13Alp Ari	2.0070	4250.0	111	43541	No
250	GOM_NL__2PRFIN20100628_220134_000000472090_00401_43541_6903.N1	28-JUN-2010 22:01:34	Dark	47.000	94	92Alp Cet	2.5260	3100.0	94	43541	No
251	GOM_NL__2PRFIN20100628_222030_000000502090_00402_43542_6893.N1	28-JUN-2010 22:20:30	Dark	49.500	84	Alp Phe	2.3970	4500.0	99	43542	No
252	GOM_NL__2PRFIN20100628_222701_000000612090_00402_43542_6894.N1	28-JUN-2010 22:27:01	Straylight	60.500	63	Bet Gru	2.1500	2800.0	121	43542	No
253	GOM_NL__2PRFIN20100628_222859_000000582090_00402_43542_6895.N1	28-JUN-2010 22:28:59	Straylight	57.500	31	Alp Gru	1.7340	15200.	115	43542	No
254	GOM_NL__2PRFIN20100628_223135_000000482090_00402_43542_6896.N1	28-JUN-2010 22:31:35	Straylight	47.500	45	Alp Pav	1.9400	26000.	95	43542	No
255	GOM_NL__2PRFIN20100628_224031_000000442090_00402_43542_6897.N1	28-JUN-2010 22:40:31	Twilight	44.000	38	20Eps Sgr	1.8360	11000.	88	43542	No
256	GOM_NL__2PRFIN20100628_224154_000000552090_00402_43542_6898.N1	28-JUN-2010 22:41:54	Bright	55.000	116	19Del Sgr	2.7000	4100.0	110	43542	No
257	GOM_NL__2PRFIN20100628_224401_000000482090_00402_43542_6899.N1	28-JUN-2010 22:44:01	Bright	47.500	155	41Pi Sgr	2.9000	6600.0	95	43542	No
258	GOM_NL__2PRFIN20100628_225229_000000392090_00402_43542_6900.N1	28-JUN-2010 22:52:29	Bright	39.000	126	60Bet Oph	2.7700	4250.0	78	43542	No
259	GOM_NL__2PRFIN20100628_225450_000000402090_00402_43542_6901.N1	28-JUN-2010 22:54:50	Bright	39.500	59	55Alp Oph	2.0800	8900.0	79	43542	No
260	GOM_NL__2PRFIN20100628_230355_000000462090_00402_43542_6902.N1	28-JUN-2010 23:03:55	Bright	46.000	5	3Alp Lyr	0.033000	11000.	92	43542	No
261	GOM_NL__2PRFIN20100628_230621_000000402090_00402_43542_6903.N1	28-JUN-2010 23:06:21	Bright	39.500	130	23Bet Dra	2.7990	5800.0	79	43542	No
262	GOM_NL__2PRFIN20100628_231532_000000472090_00402_43542_6904.N1	28-JUN-2010 23:15:32	Bright	46.500	89	5Alp Cep	2.4510	8000.0	93	43542	No
263	GOM_NL__2PRFIN20100628_232248_000000482090_00402_43542_6905.N1	28-JUN-2010 23:22:48	Bright	47.500	74	11Bet Cas	2.2680	6600.0	95	43542	No
264	GOM_NL__2PRFIN20100628_232427_000000512090_00402_43542_6906.N1	28-JUN-2010 23:24:27	Bright	50.500	68	18Alp Cas	2.2250	4500.0	101	43542	No
265	GOM_NL__2PRFIN20100628_232710_000000552090_00402_43542_6907.N1	28-JUN-2010 23:27:10	Bright	55.000	160	23Gam Per	2.9300	4700.0	110	43542	No
266	GOM_NL__2PRFIN20100628_233035_000000492090_00402_43542_6908.N1	28-JUN-2010 23:30:35	Bright	48.500	73	57Gam1And	2.2600	13100.	97	43542	No
267	GOM_NL__2PRFIN20100628_233309_000000482090_00402_43542_6909.N1	28-JUN-2010 23:33:09	Twilight	48.000	173	4Bet Tri	3.0040	8900.0	96	43542	No
268	GOM_NL__2PRFIN20100628_233715_000000542090_00402_43542_6910.N1	28-JUN-2010 23:37:15	Dark	54.000	50	13Alp Ari	2.0070	4250.0	108	43542	No
269	GOM_NL__2PRFIN20100628_234210_000000442090_00402_43542_6911.N1	28-JUN-2010 23:42:10	Dark	44.000	94	92Alp Cet	2.5260	3100.0	88	43542	No

3. Quality information per product

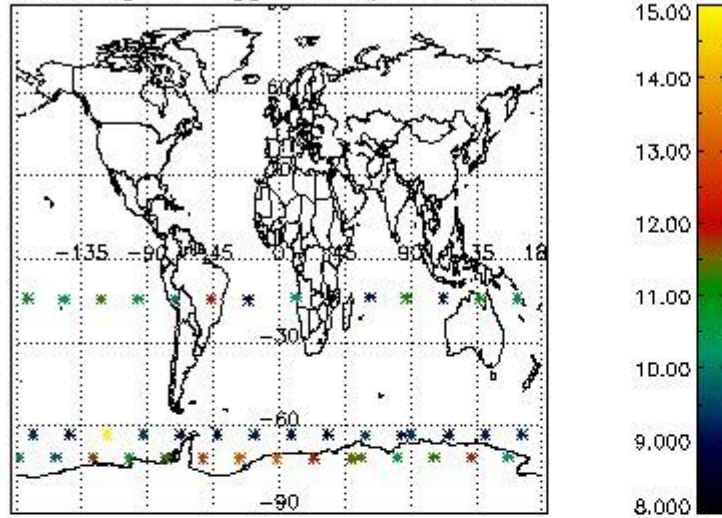
In this section it is plotted some information contained in the Quality Summary data set of the level 2 products. Only products in dark limb conditions and without errors (error flag in the MPH set to "0") are used.

3.1 Plot quality information per product (time dependant)

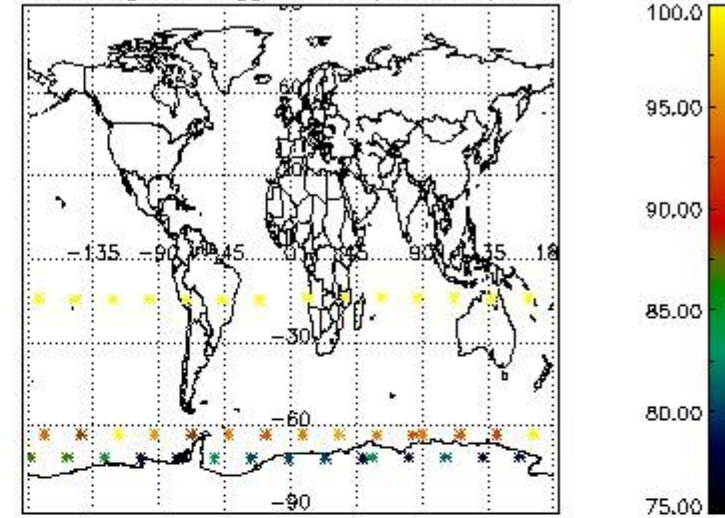


3.2 Plot quality information per product (world map)

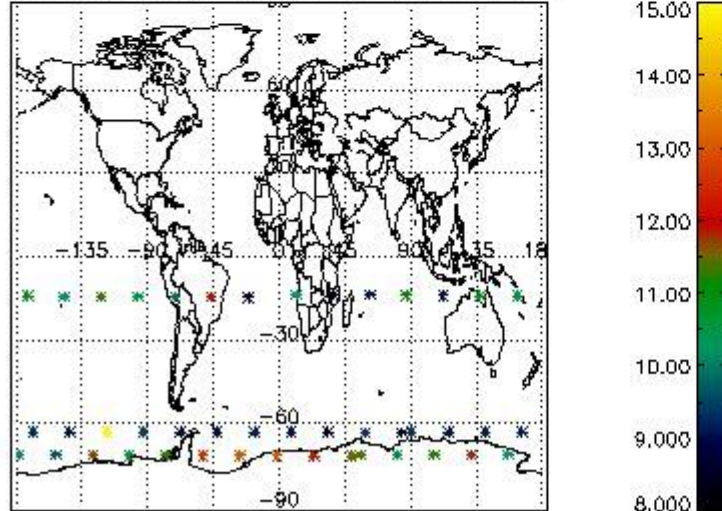
Percentage of flagged data per O3 profile



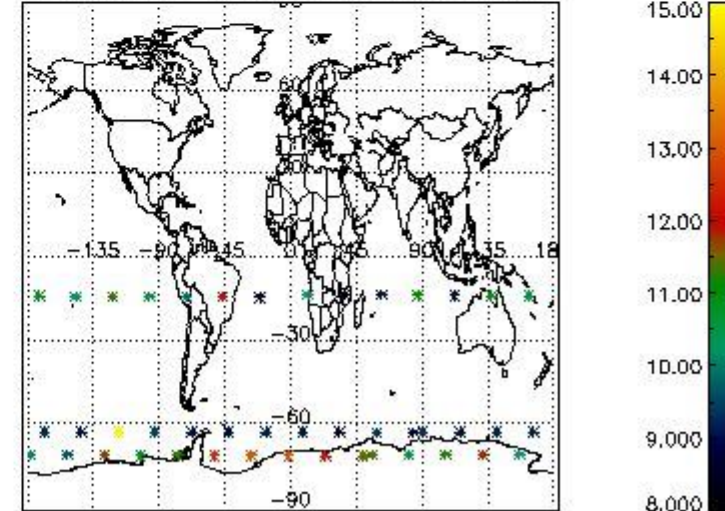
Percentage of flagged data per H2O profile



Percentage of flagged data per NO2 profile



Percentage of flagged data per NO3 profile

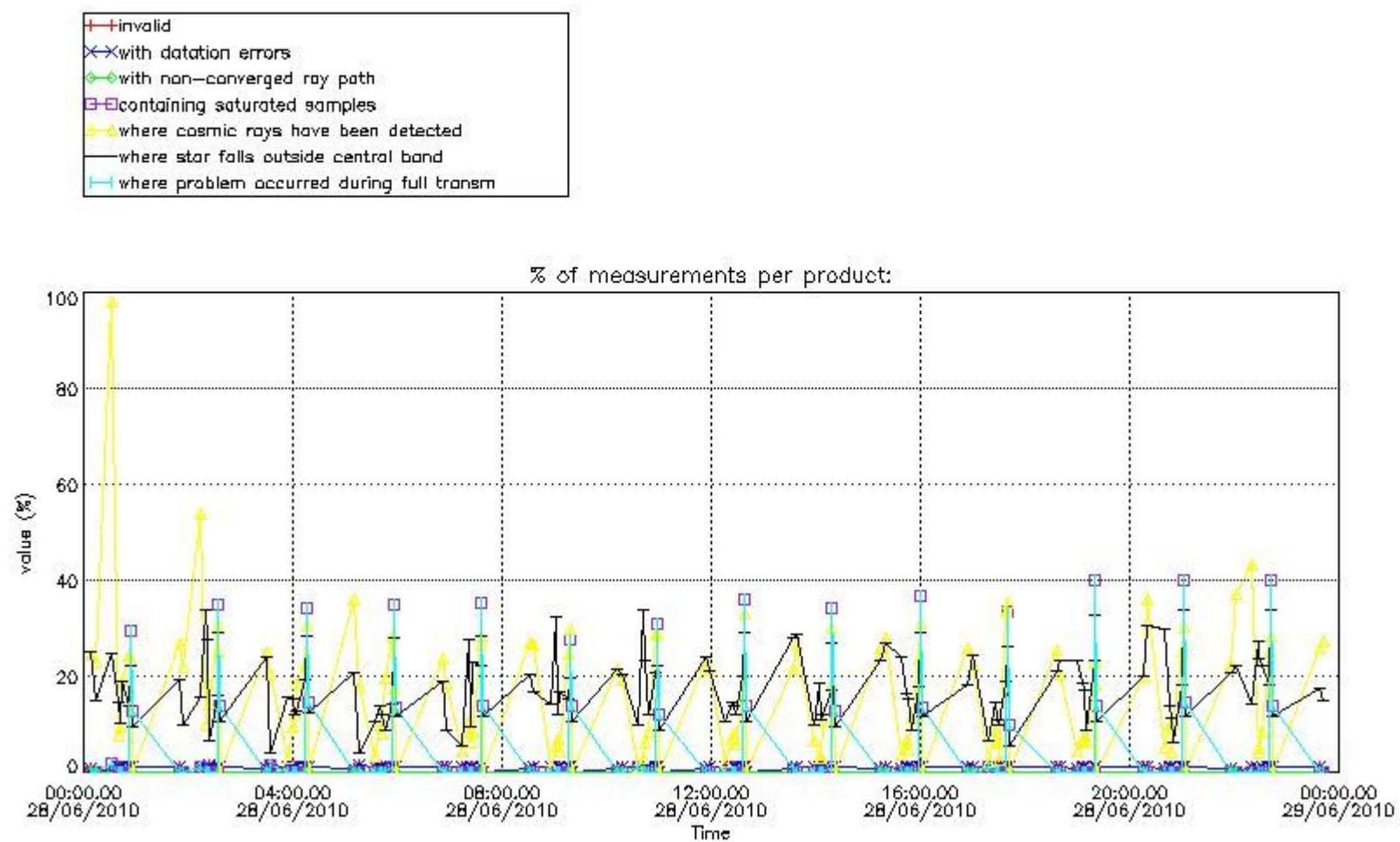


4. Level 1 quality information per product

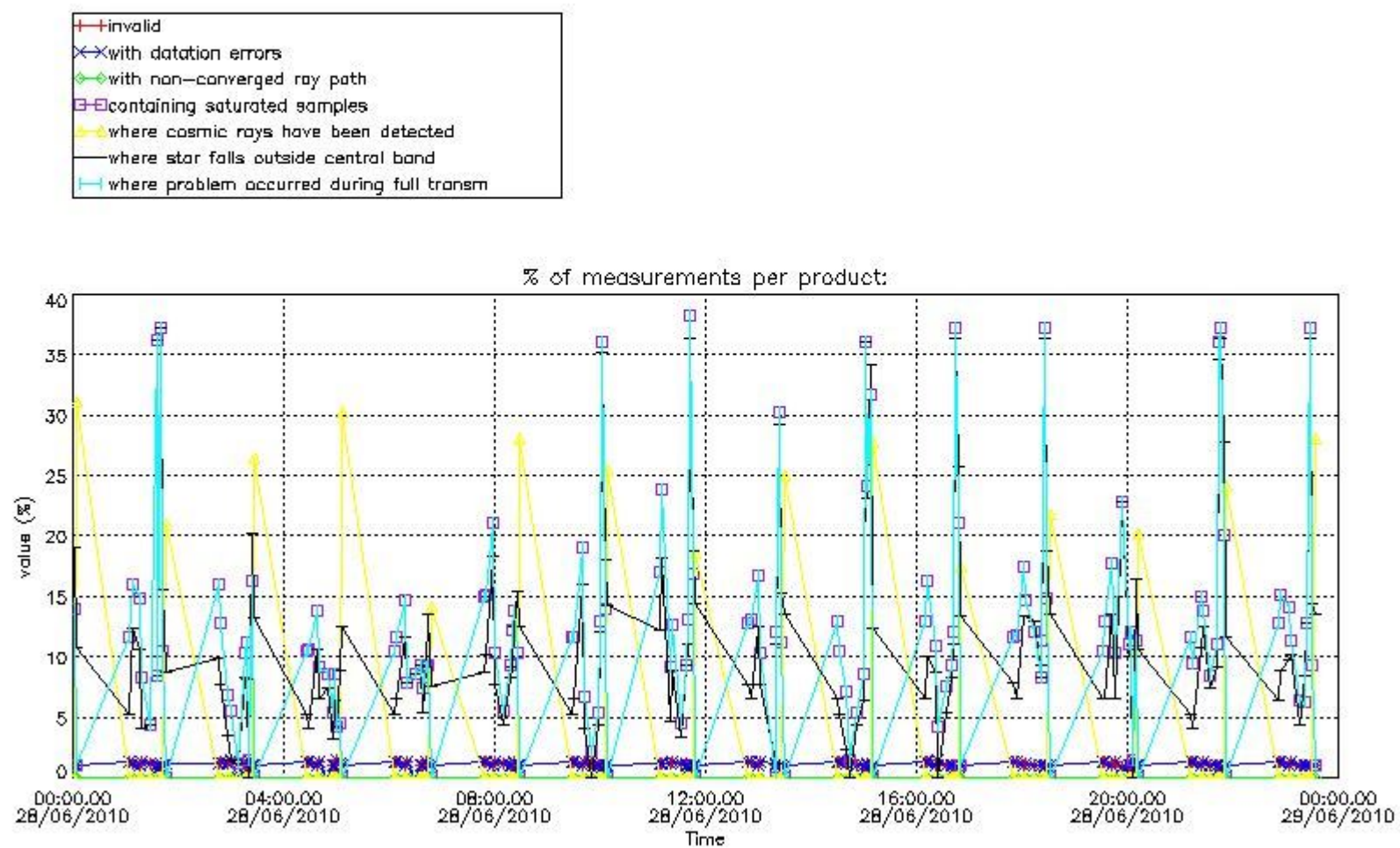
In this section it is plotted some information contained in the Quality Summary data set of the level 2 products that comes from the level 1b processing. Products without errors (error flag in the MPH set to "0") are used.

4.1 Plot quality information per product (time dependant) coming from level 1b processing

4.1.1 Plot level 1 quality information per product (time dependant): ENVISAT ASCENDING passes

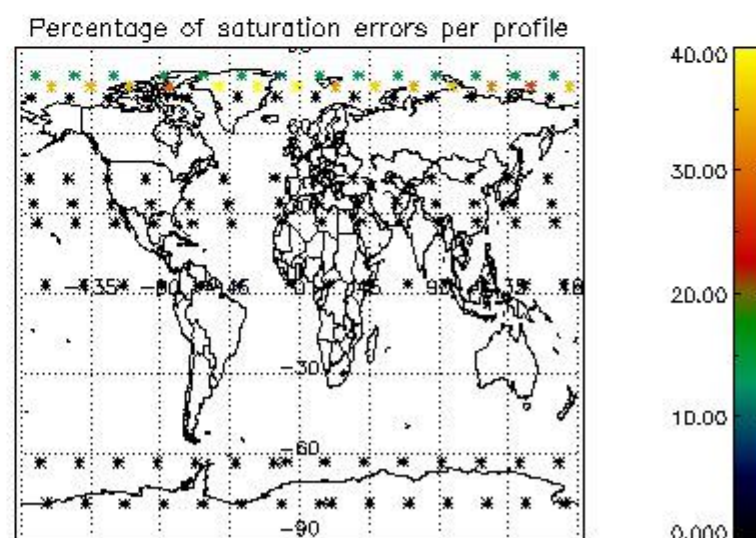
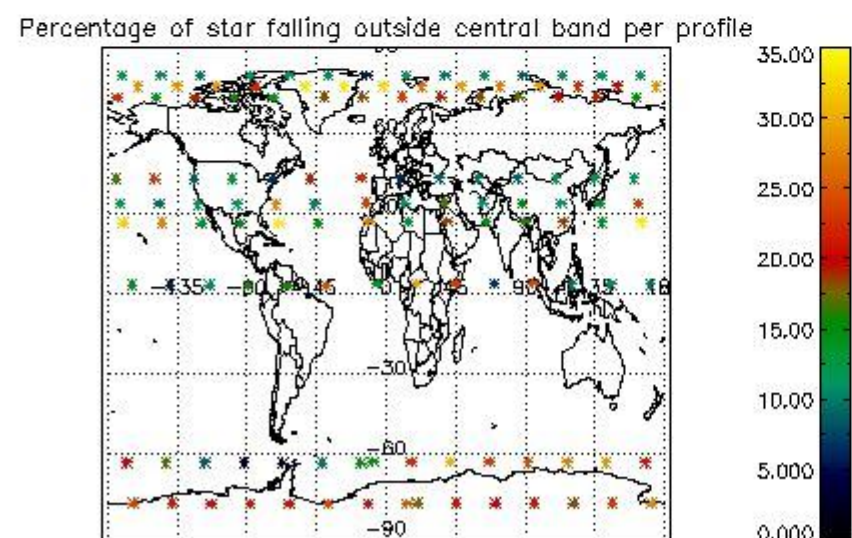
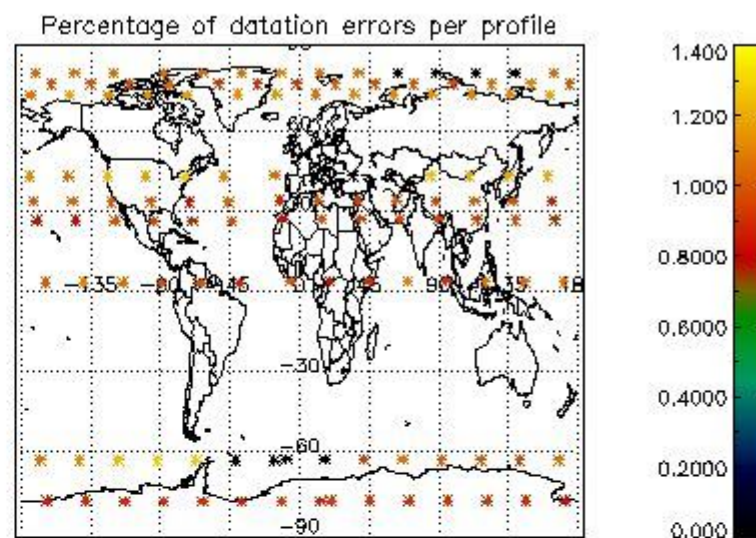
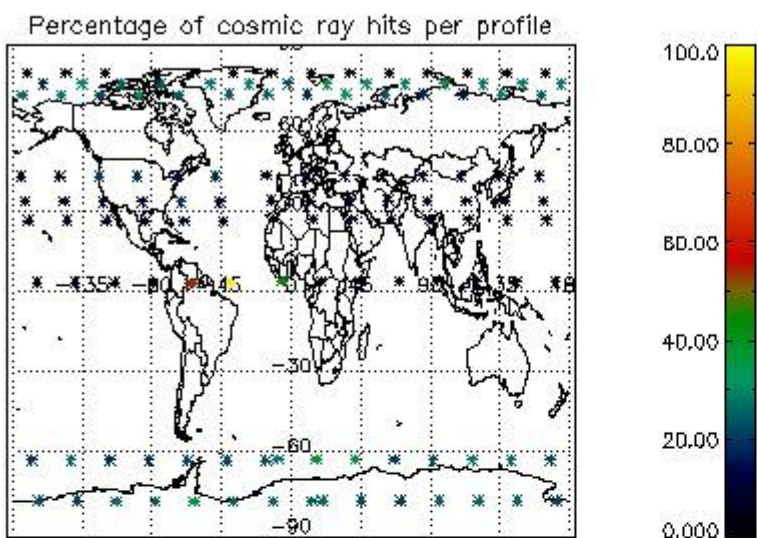


4.1.2 Plot level 1 quality information per product (time dependant): ENVI SAT DESCENDING passes

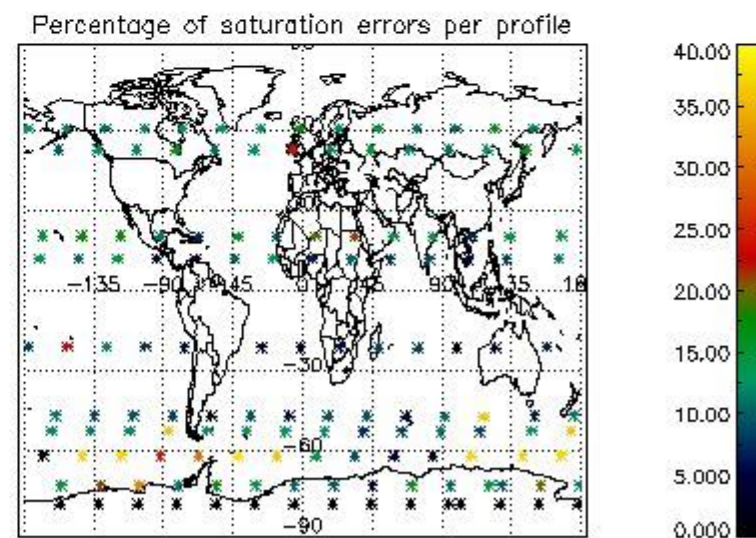
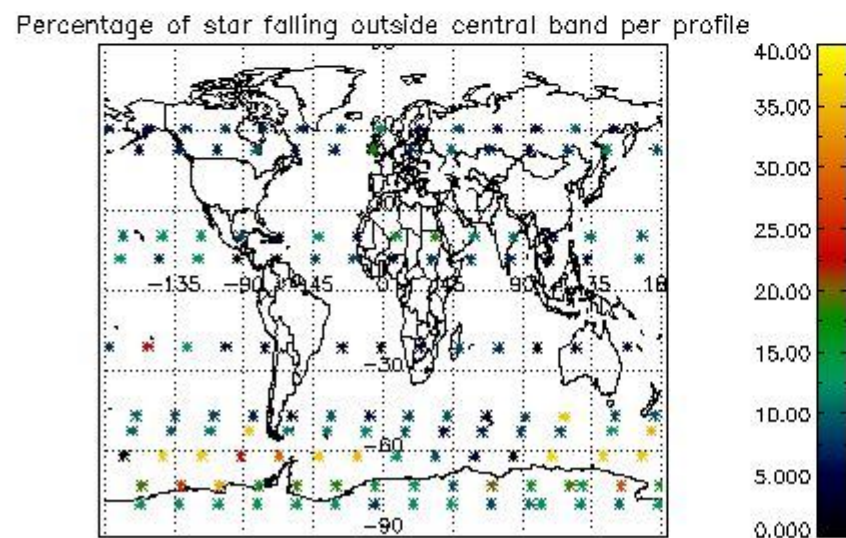
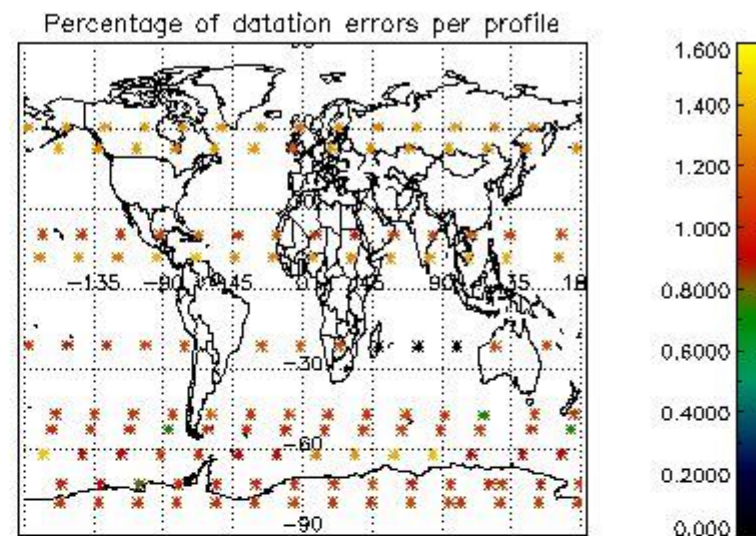
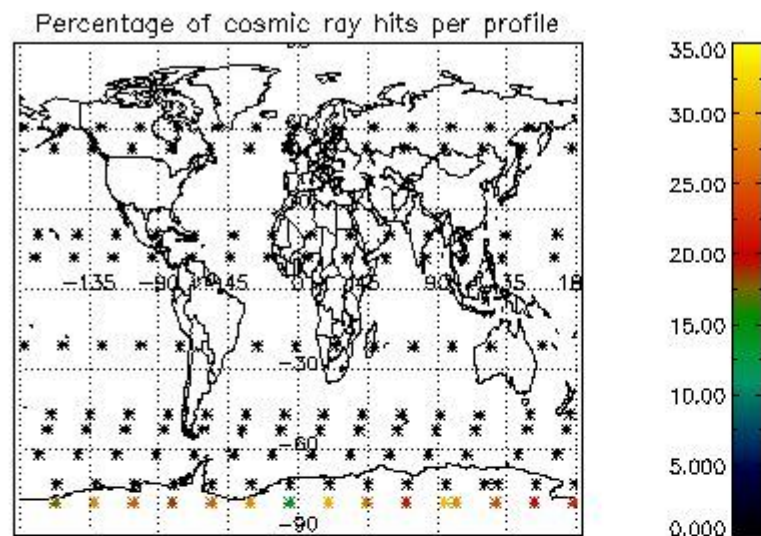


4.2 Plot quality information per product coming from level 1b processing (world map)

4.2.1 Plot level 1 quality information per product (world map): ENVISAT ASCENDING passes



4.2.2 Plot level 1 quality information per product (world map): ENVISAT DESCENDING passes



5. Trace gas profiles

5.1 Ozone statistics based on quality of products

The final quality of the products can be "measured" using the STD (Standard Deviation) attached to every point profile. This information is written to the parameter GOM_NL__2P/NL_LOCAL_SPECIES_DENSITY/o3_std of the level 2 products. The table below shows the statistics for given STD ranges.

The statistics are given with respect to the overall valid production:

- Products without fatal errors: GOM_NL__2P/MPH/PRODUCT_ERR=0
- Valid point profile: GOM_NL__2P/NL_LOCAL_SPECIES_DENSITY/pcd(0)=0

The 'Criteria' is applied to valid points of dark limb products:

- Products in dark limb illumination condition: GOM_NL__2P/NL_SUMMARY_QUALITY/obs_ill_cond=0
- Products without fatal errors: GOM_NL__2P/MPH/PRODUCT_ERR=0
- Valid point profile: GOM_NL__2P/NL_LOCAL_SPECIES_DENSITY/pcd(0)=0

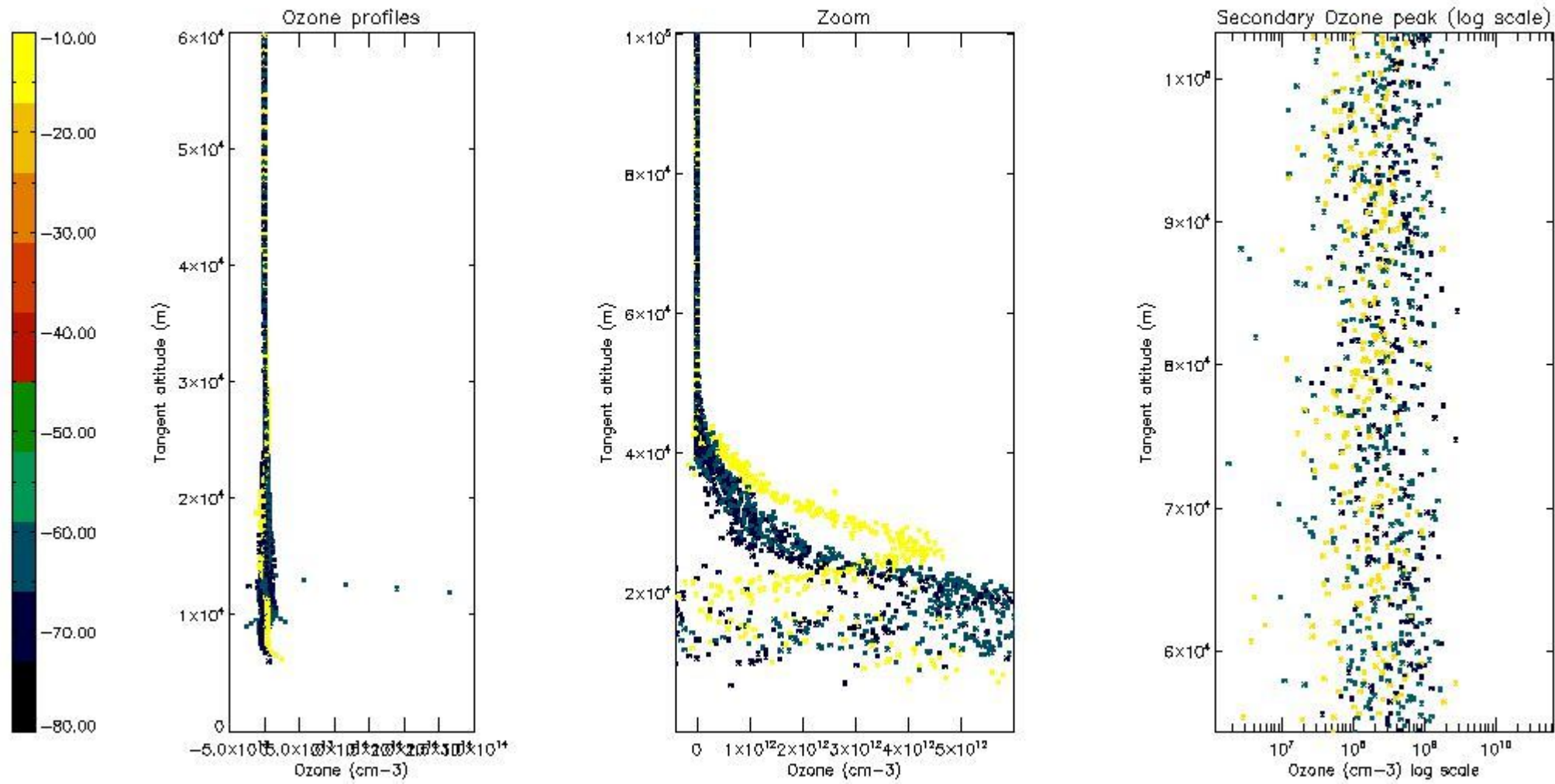
So, the table below shows the percentage of dark limb and valid observations for each criteria with respect to the overall valid daily observations.

Criteria	% of total production
All STD	18
STD < 20	4

STD < 10	2
STD < 5	0

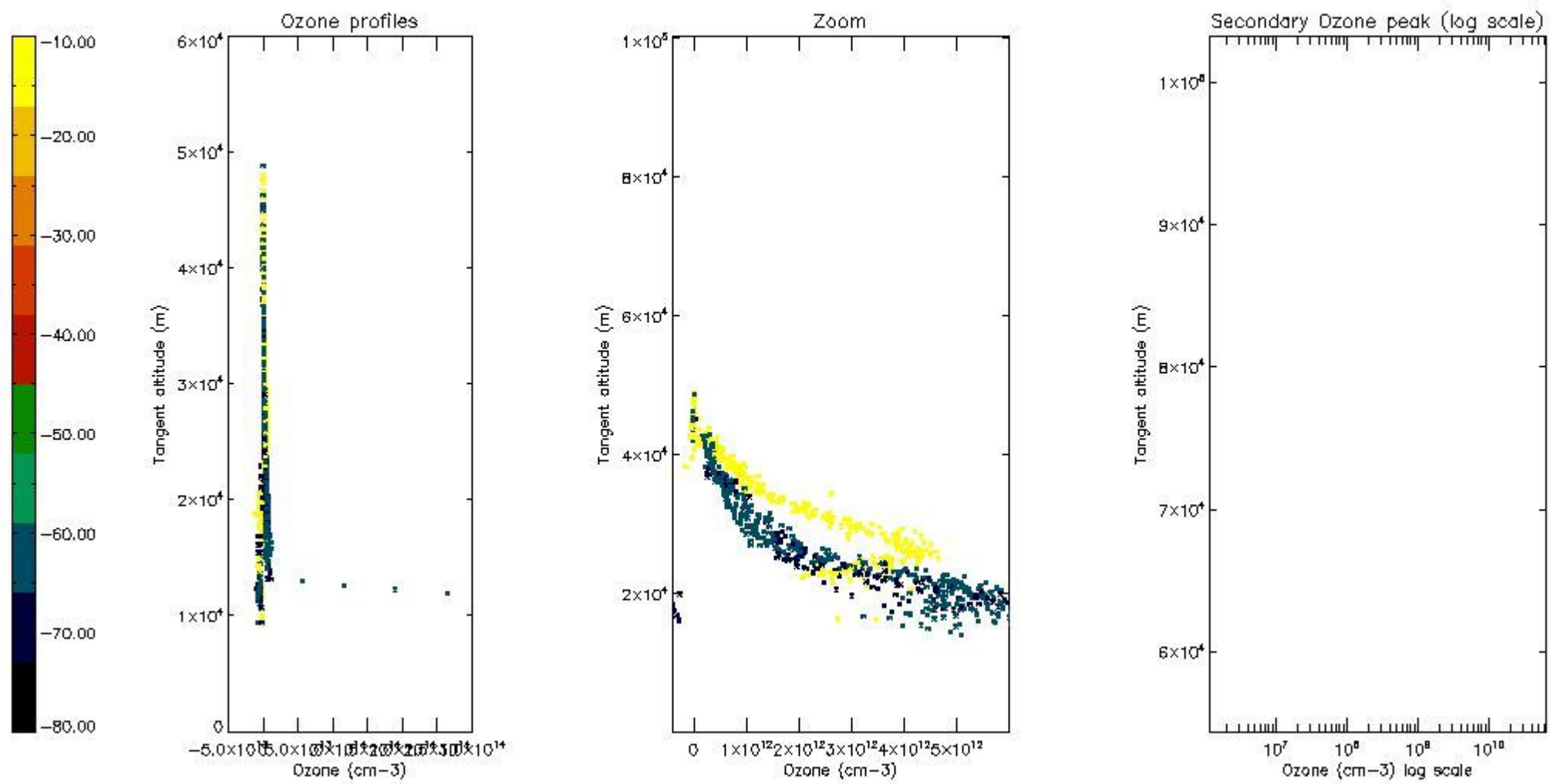
5.2 Plot ozone profiles for all STD (dark without errors)

The colorbar represents the latitude.



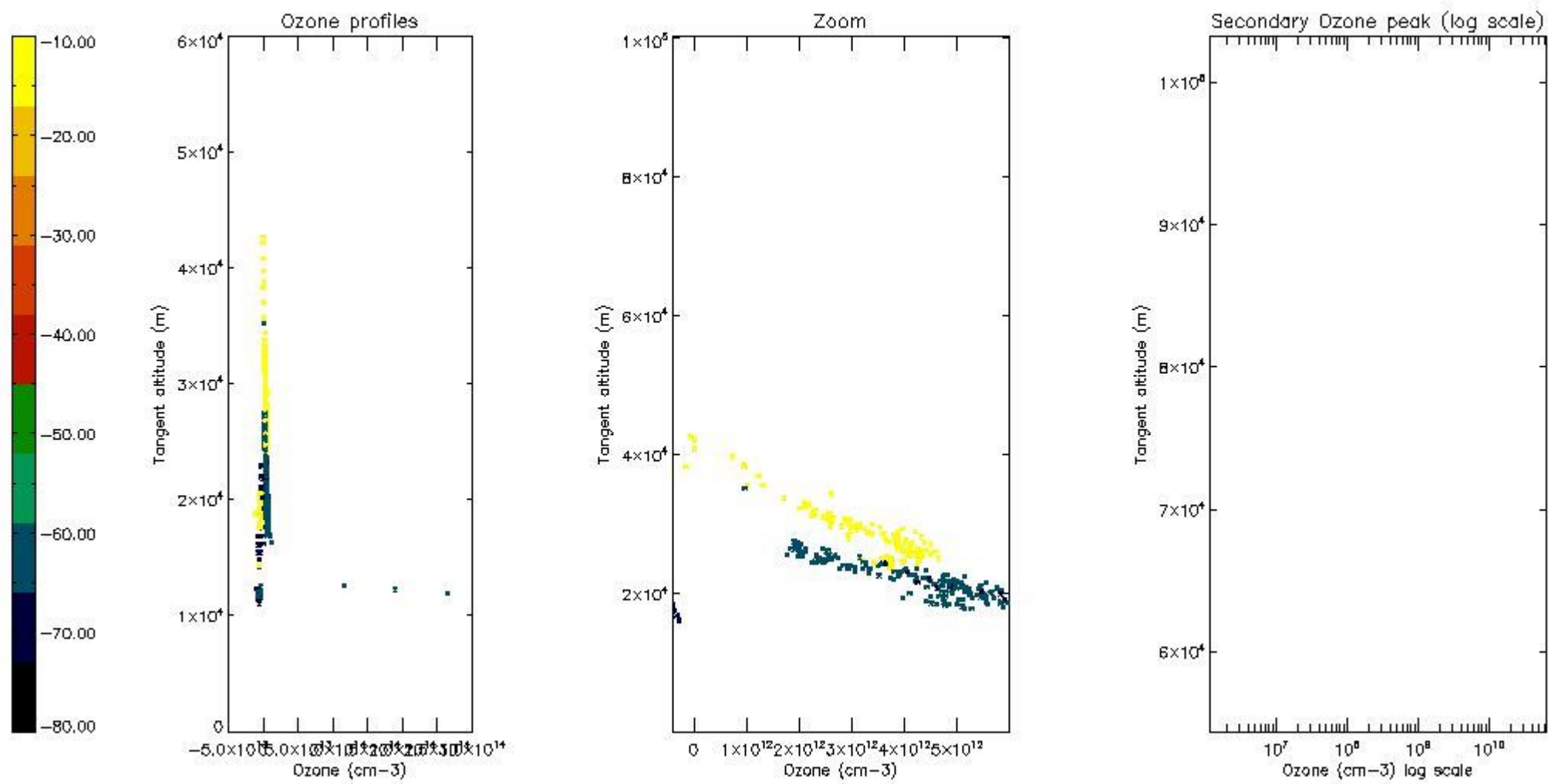
5.3 Plot ozone profiles where STD < 20% (dark without errors)

The colorbar represents the latitude.



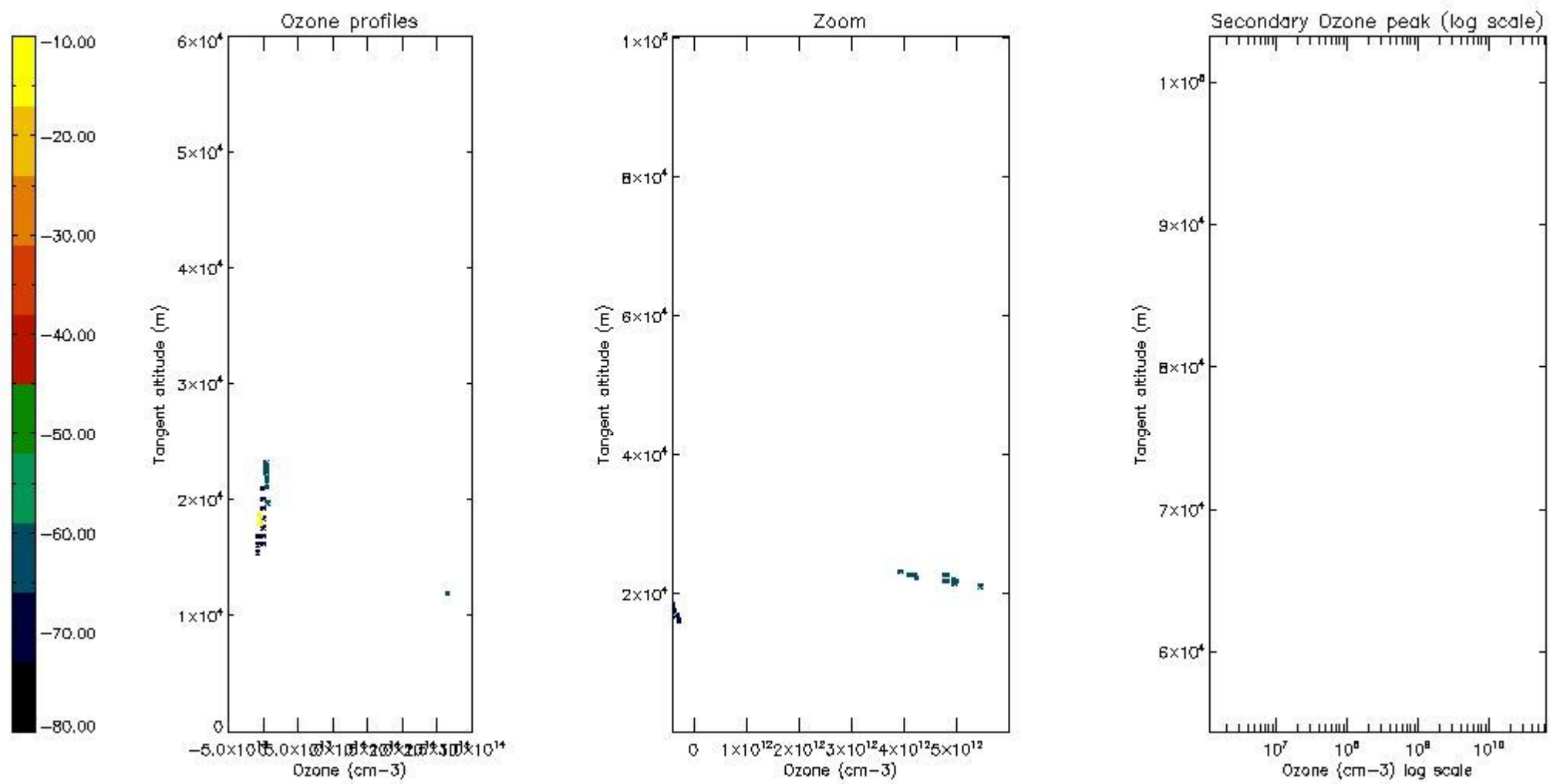
5.4 Plot ozone profiles where $STD < 10\%$ (dark without errors)

The colorbar represents the latitude.



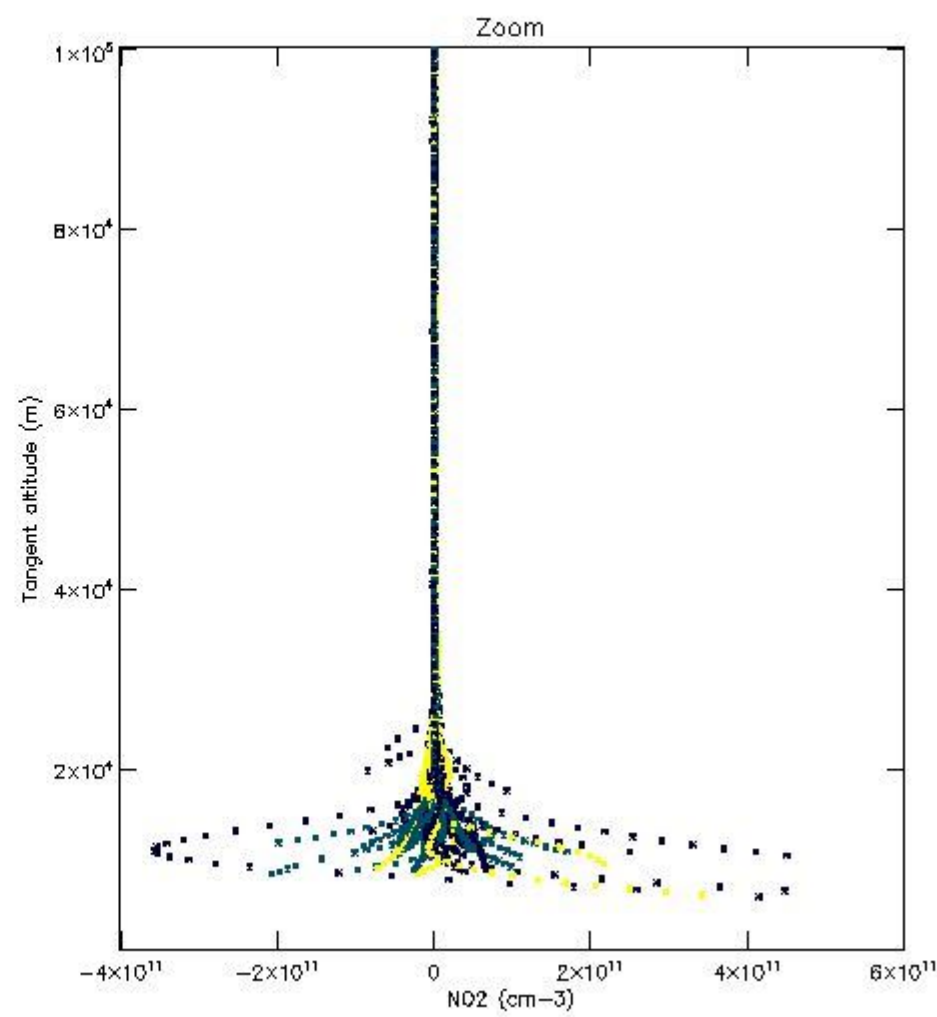
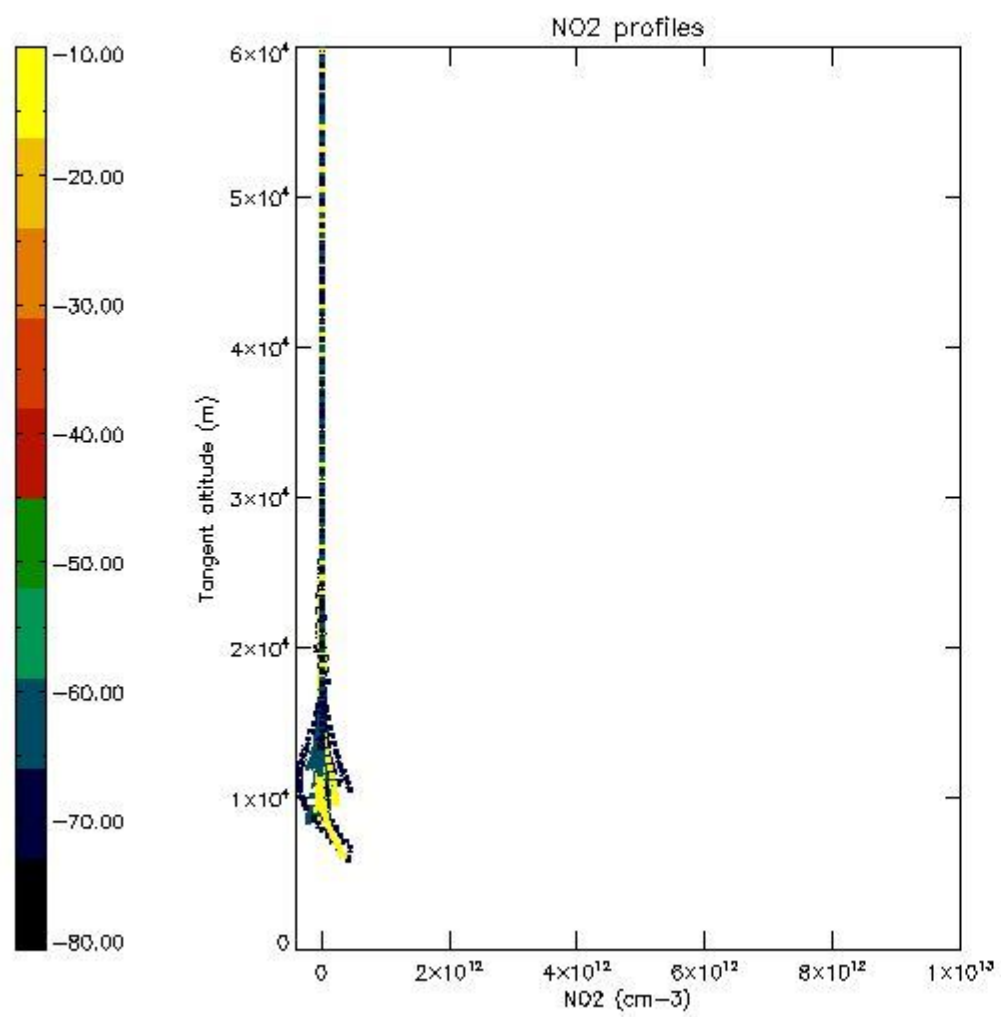
5.5 Plot ozone profiles where STD < 5% (dark without errors)

The colorbar represents the latitude.



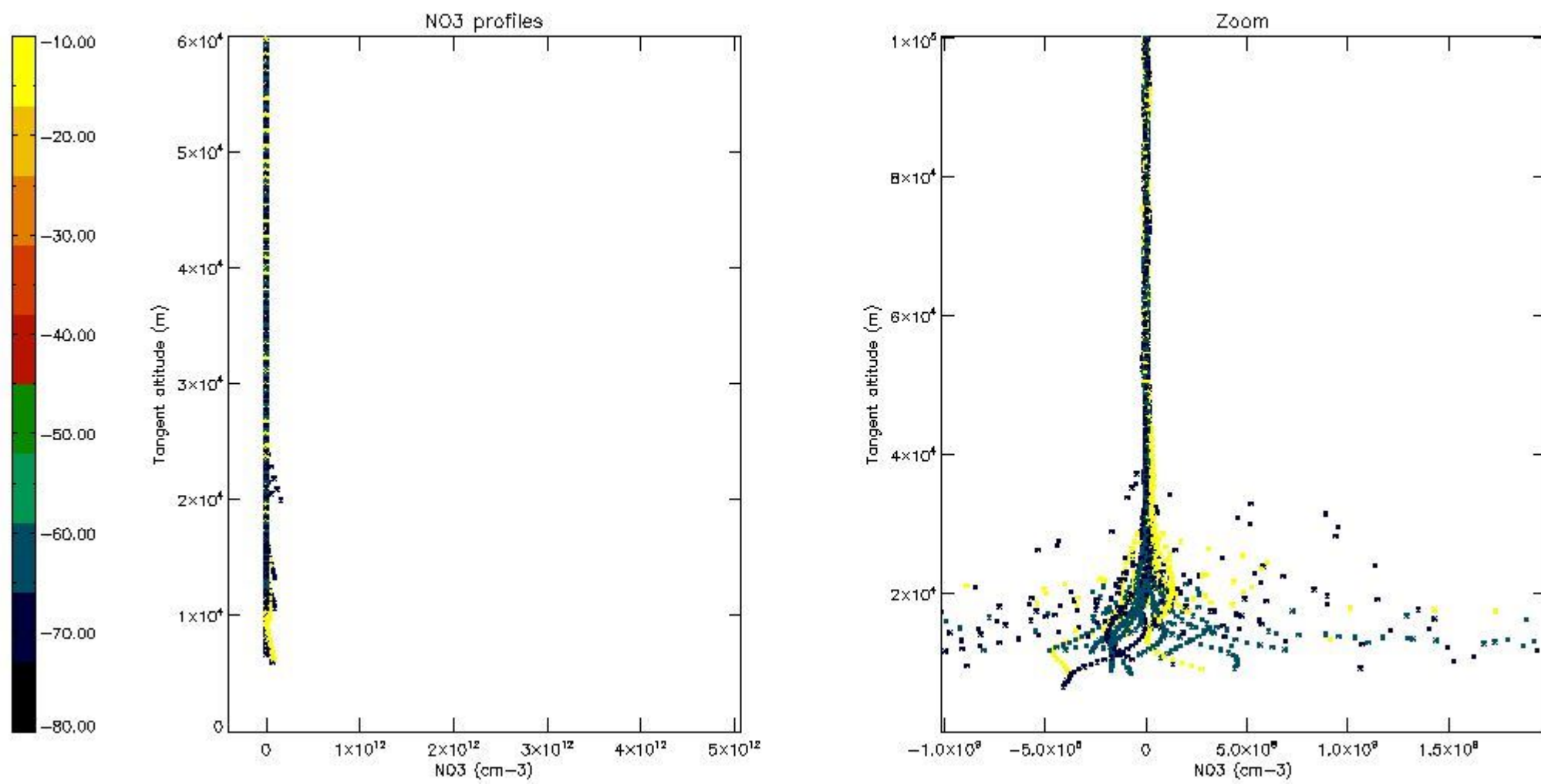
5.6 Plot NO₂ profiles for all STD (dark without errors)

The colorbar represents the latitude.



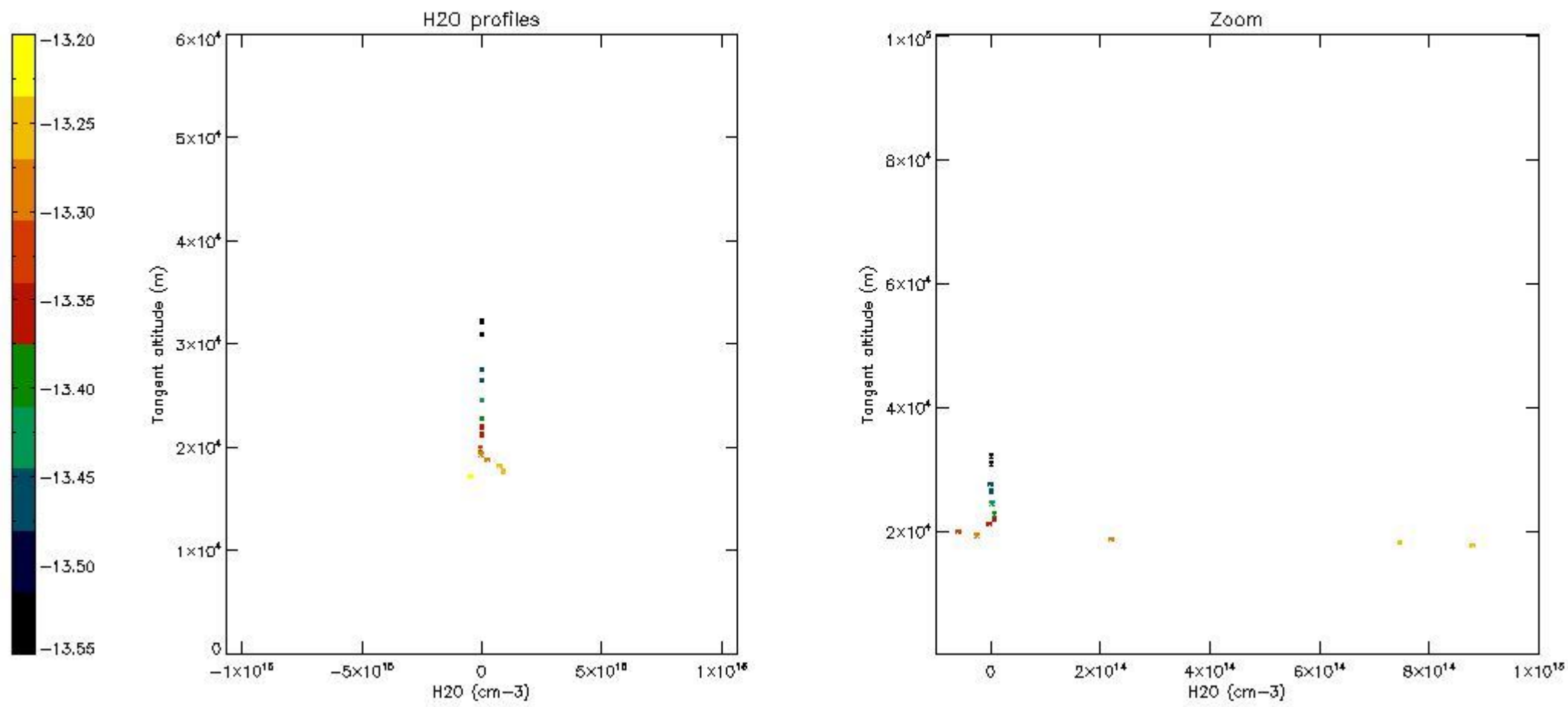
5.7 Plot NO3 profiles for all STD (dark without errors)

The colorbar represents the latitude.



5.8 Plot H2O profiles for all STD (only for occultations of stars 1,2,3,4,13,14,16,26,63 dark without errors)

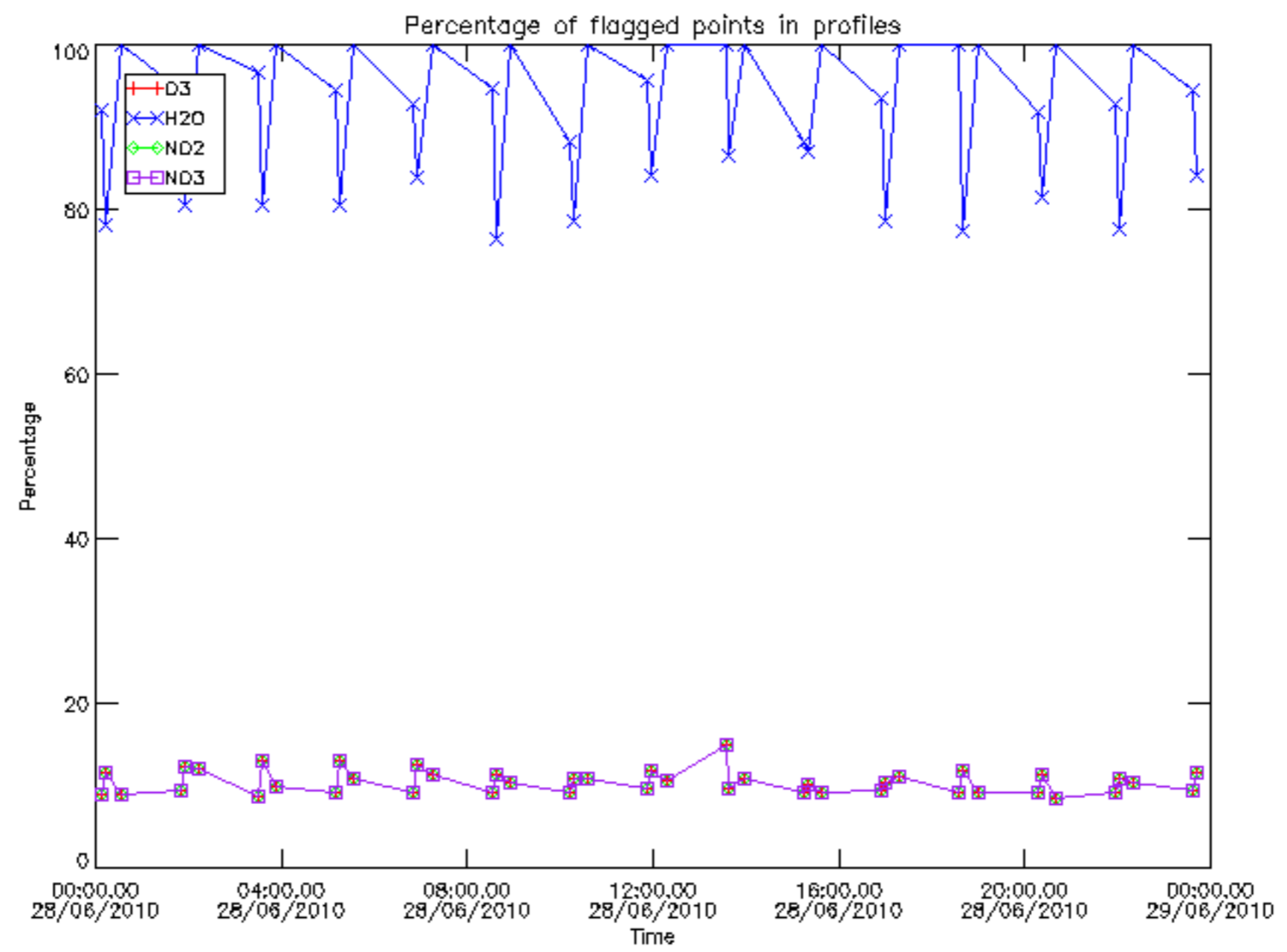
The colorbar represents the latitude.



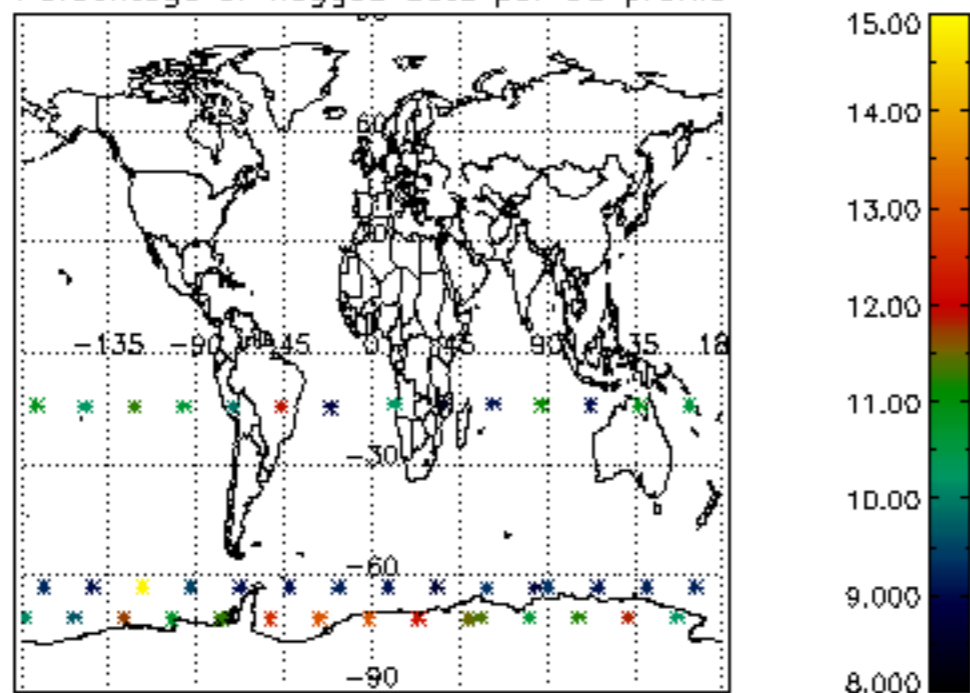
6. Auxiliary Data Files used for the production reported in section 2

The number reported in the third column indicates since which file (see list in section 2) the corresponding auxiliary file has been used. The fourth column is the date of those product files.

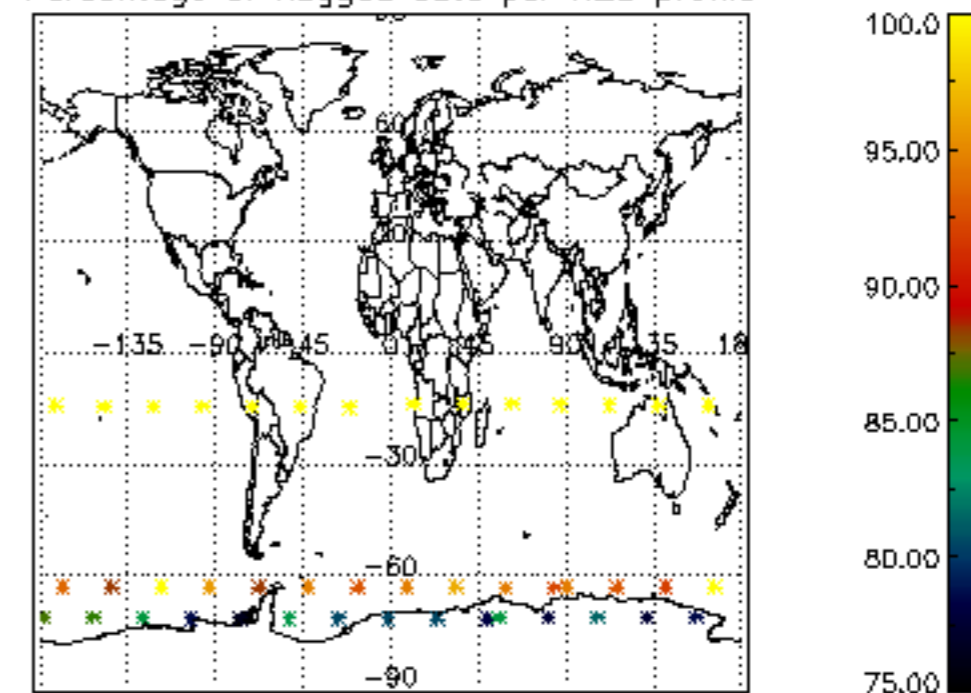
Type	Auxiliary Filename	Used since product	Used since product date
INST_PHYS_CHARACTERISTICS	GOM_INS_AXVIEC20091111_143220_20030716_120000_20500101_000000	1	28-JUN-2010 00:02:12
LEVEL-2_PROC_CONFIG	GOM_PR2_AXVIEC20091111_152718_20020301_000000_20500101_000000	1	28-JUN-2010 00:02:12
CROSS_SECTIONS_FILE	GOM_CRS_AXVIEC20091111_154832_20020301_000000_20500101_000000	1	28-JUN-2010 00:02:12



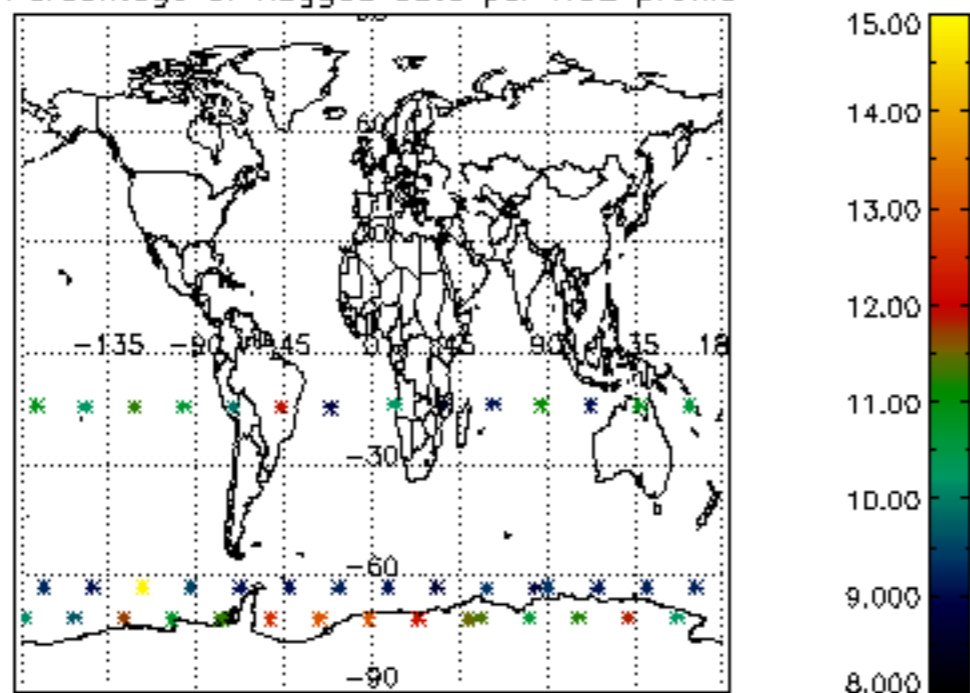
Percentage of flagged data per D3 profile



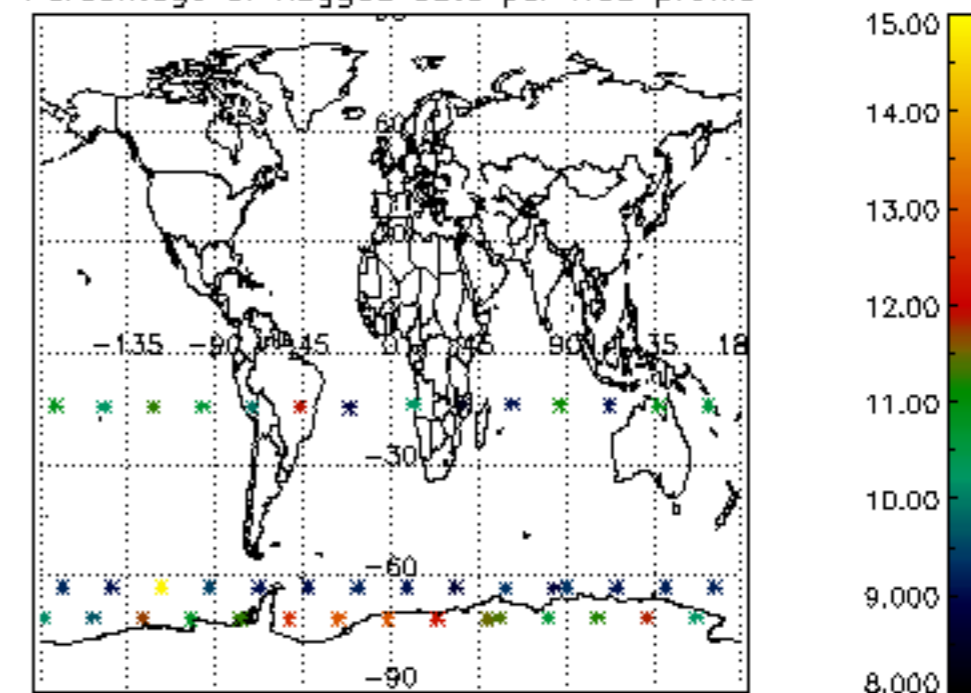
Percentage of flagged data per H2O profile

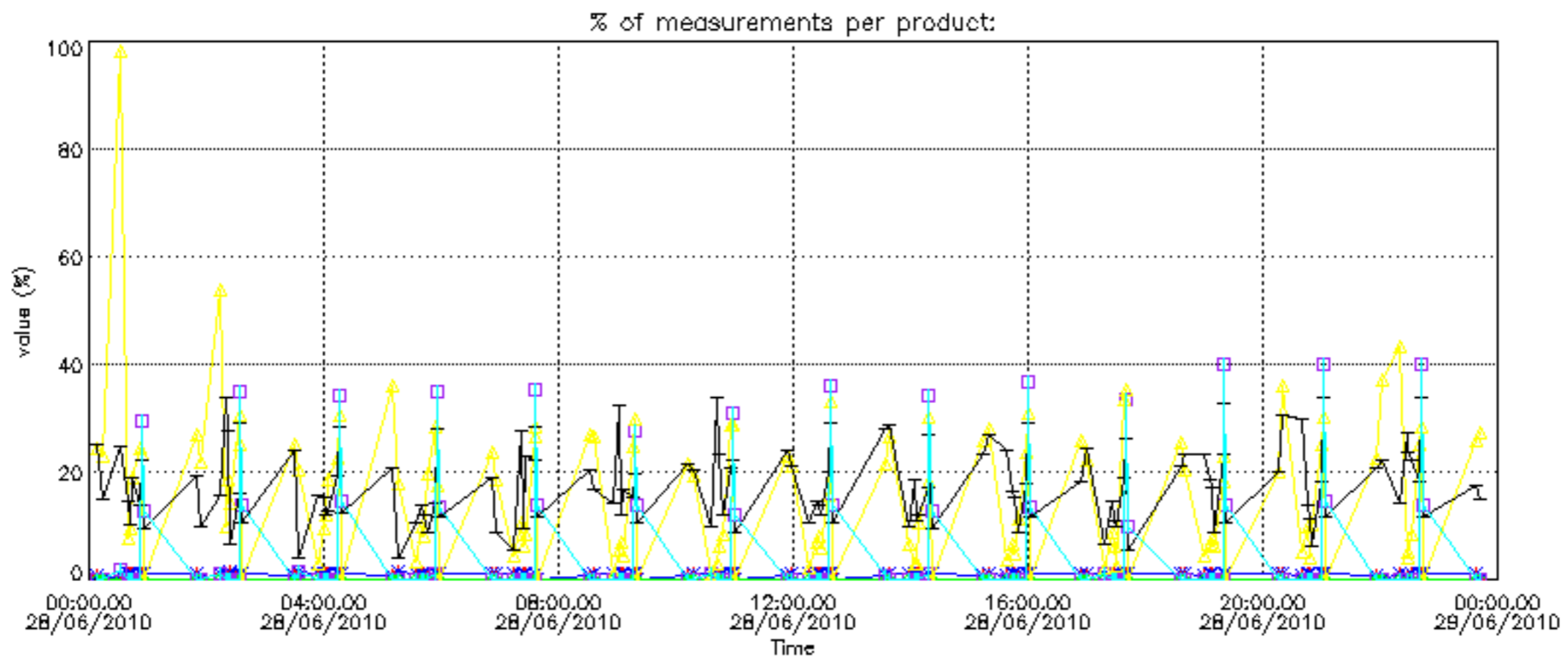


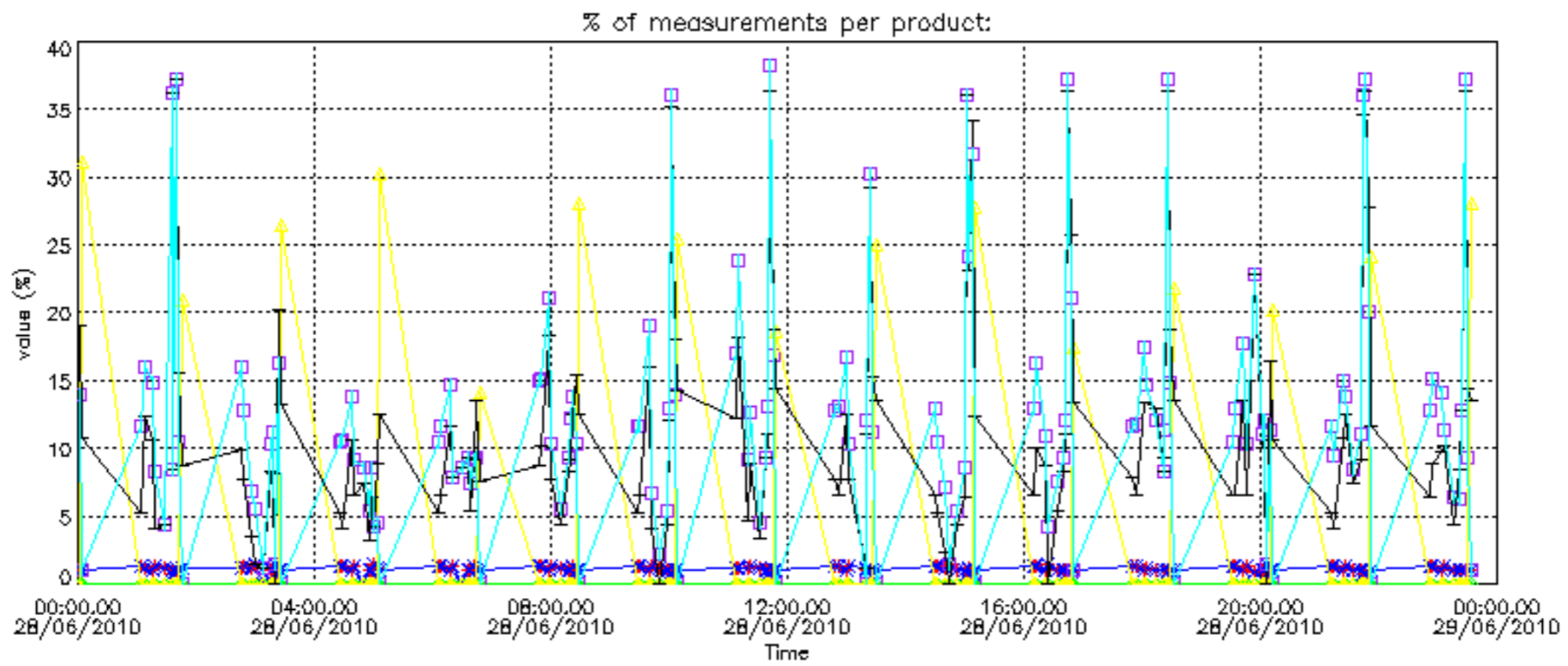
Percentage of flagged data per NO2 profile



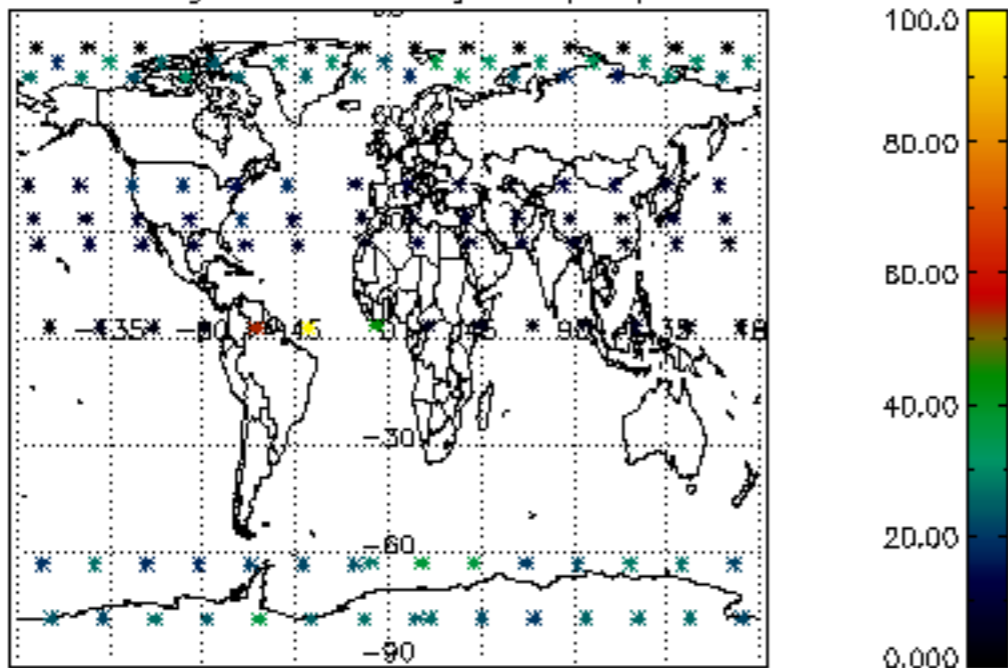
Percentage of flagged data per NO3 profile



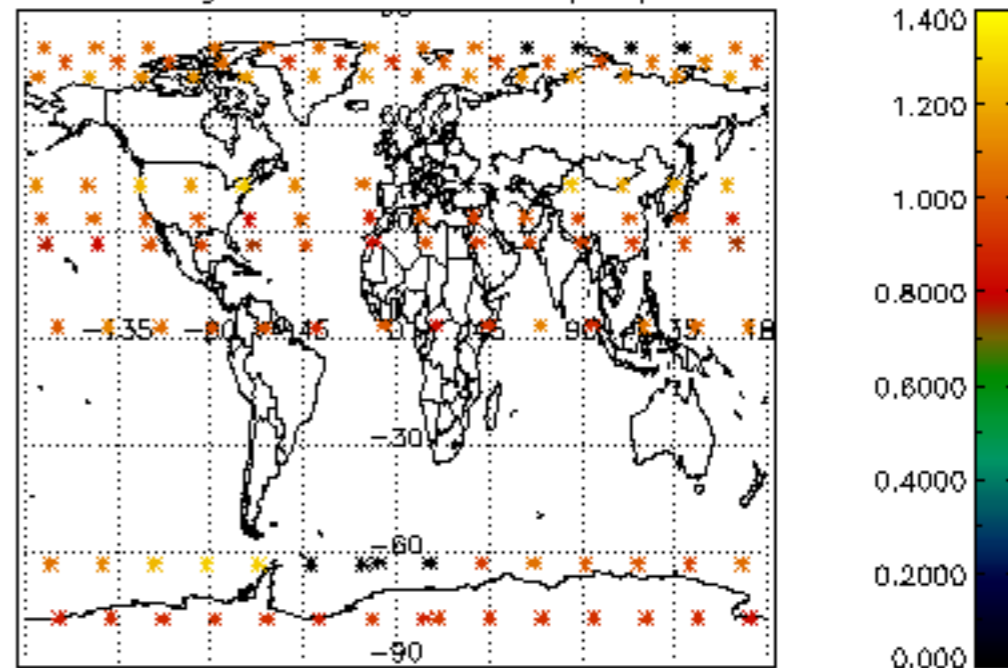




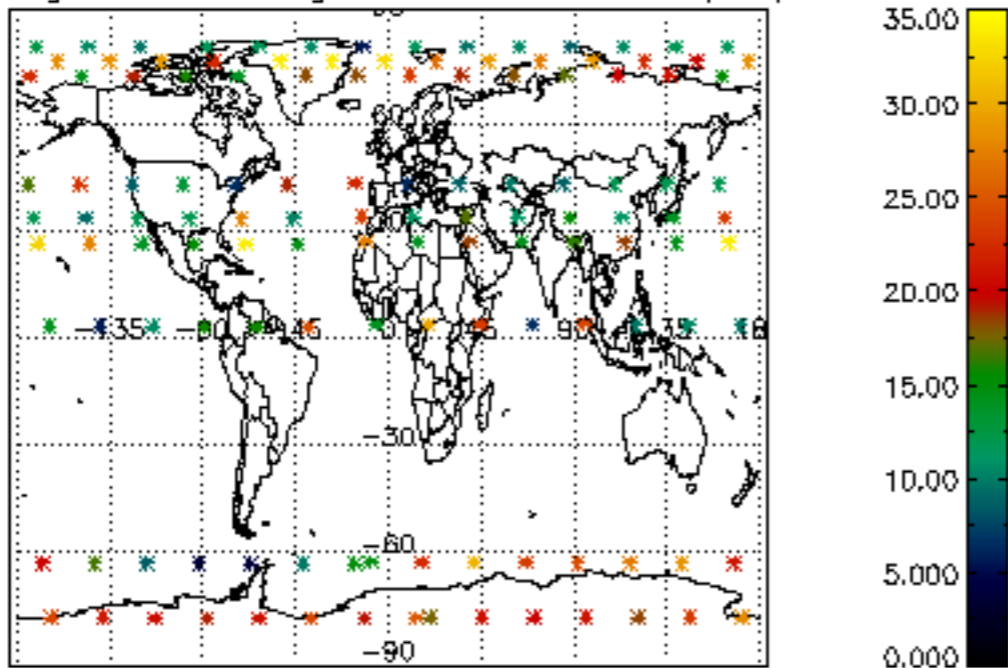
Percentage of cosmic ray hits per profile



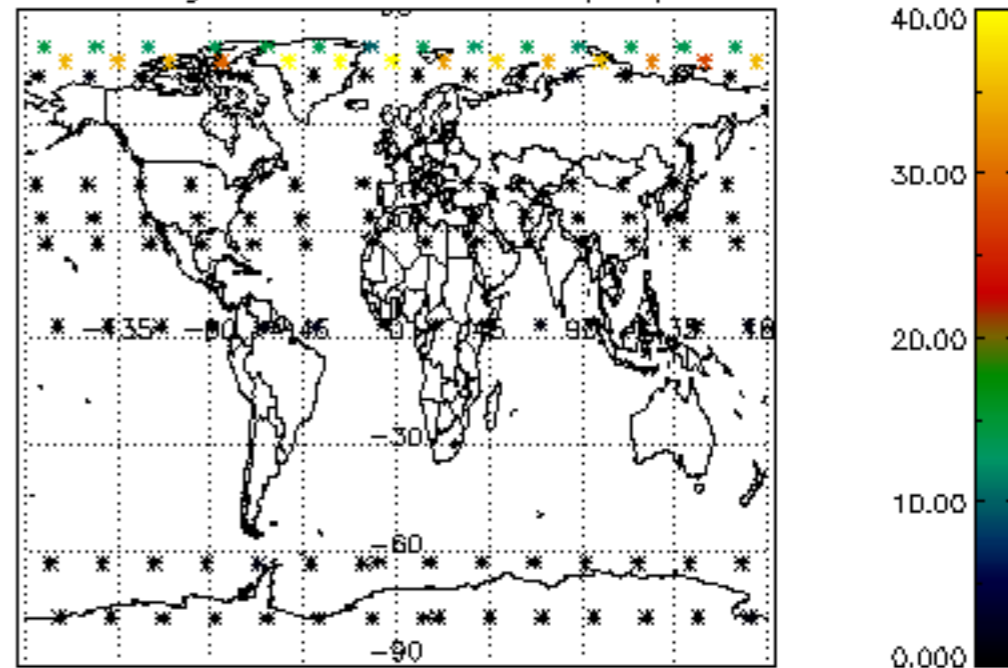
Percentage of datation errors per profile



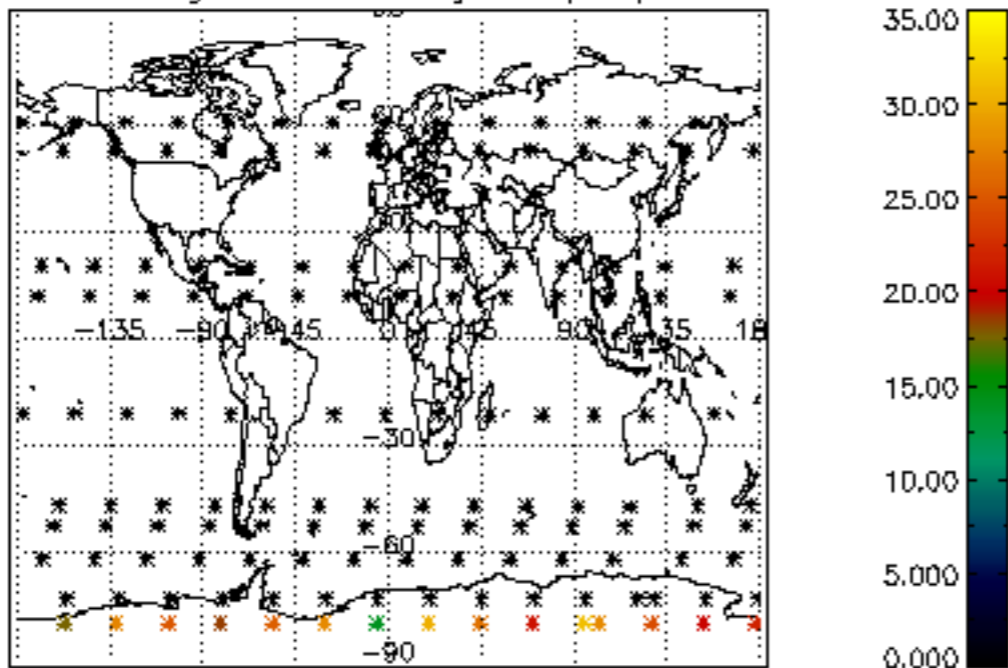
Percentage of star falling outside central band per profile



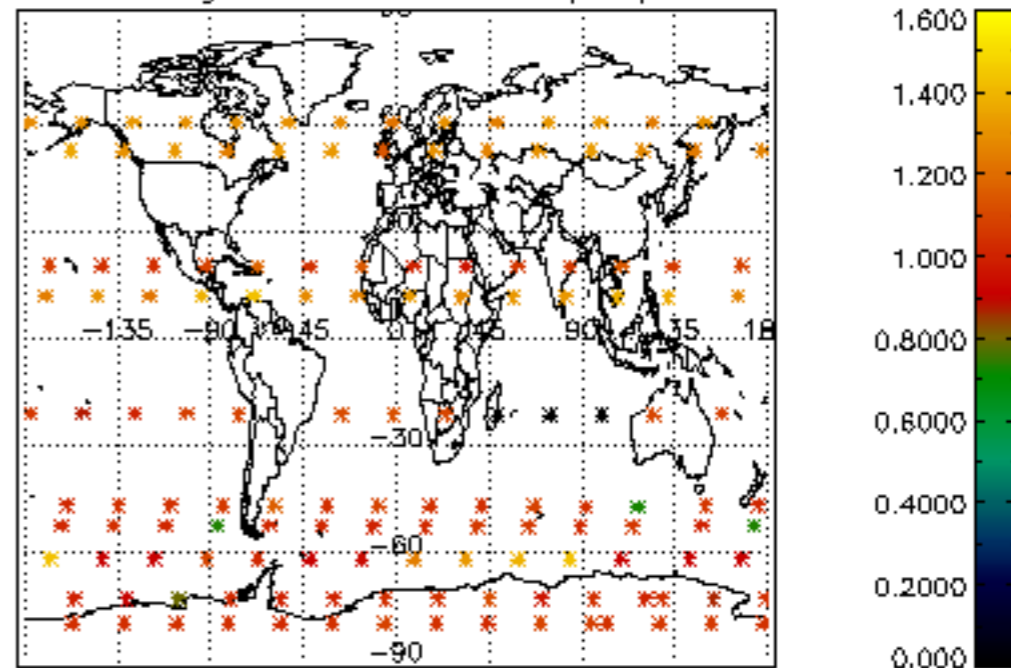
Percentage of saturation errors per profile



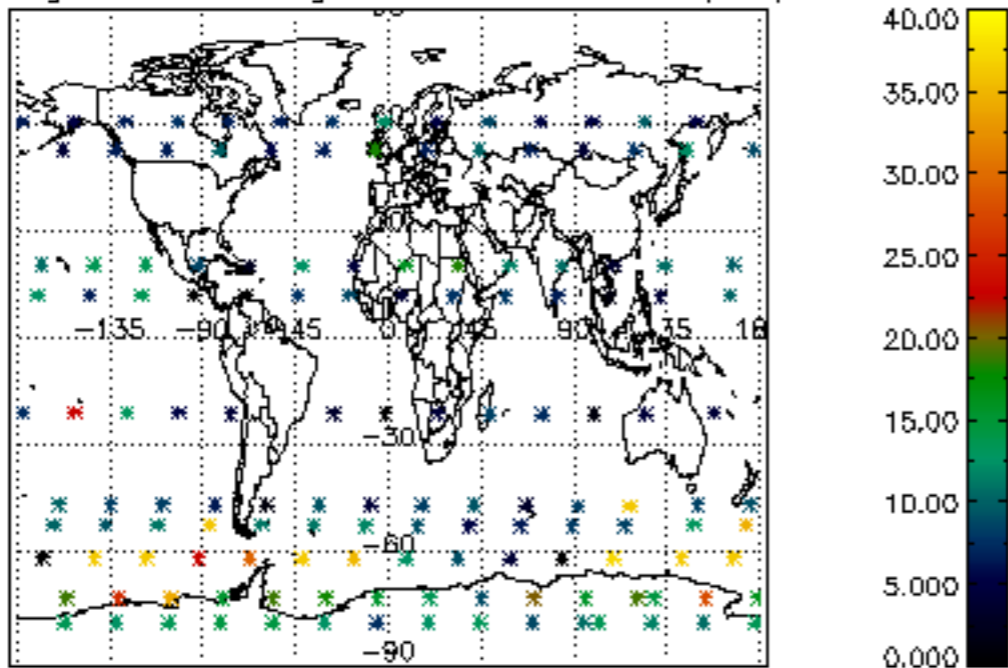
Percentage of cosmic ray hits per profile



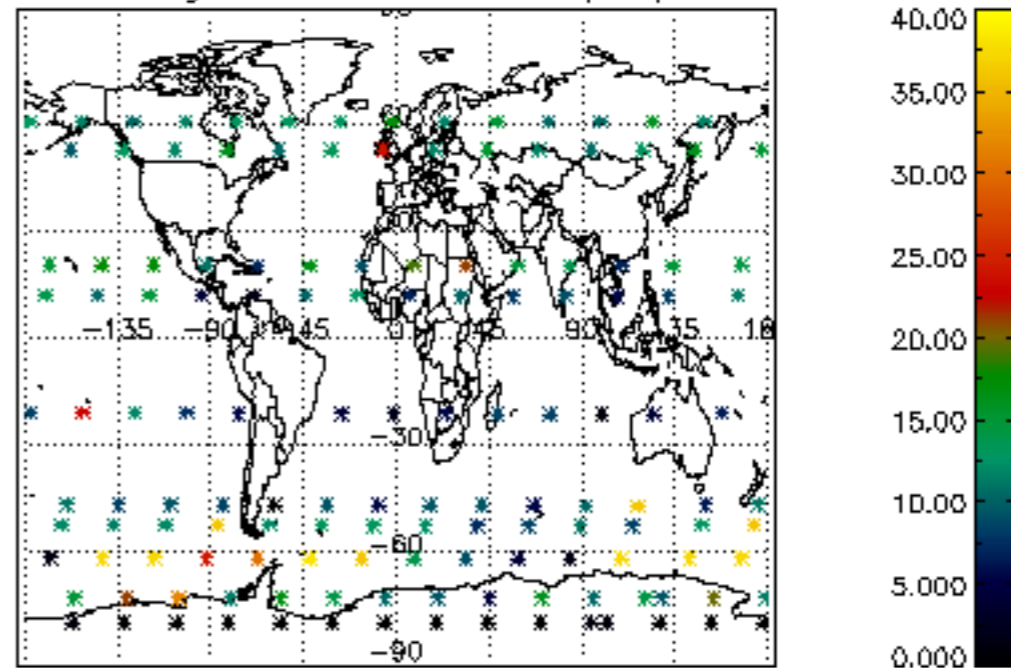
Percentage of datation errors per profile

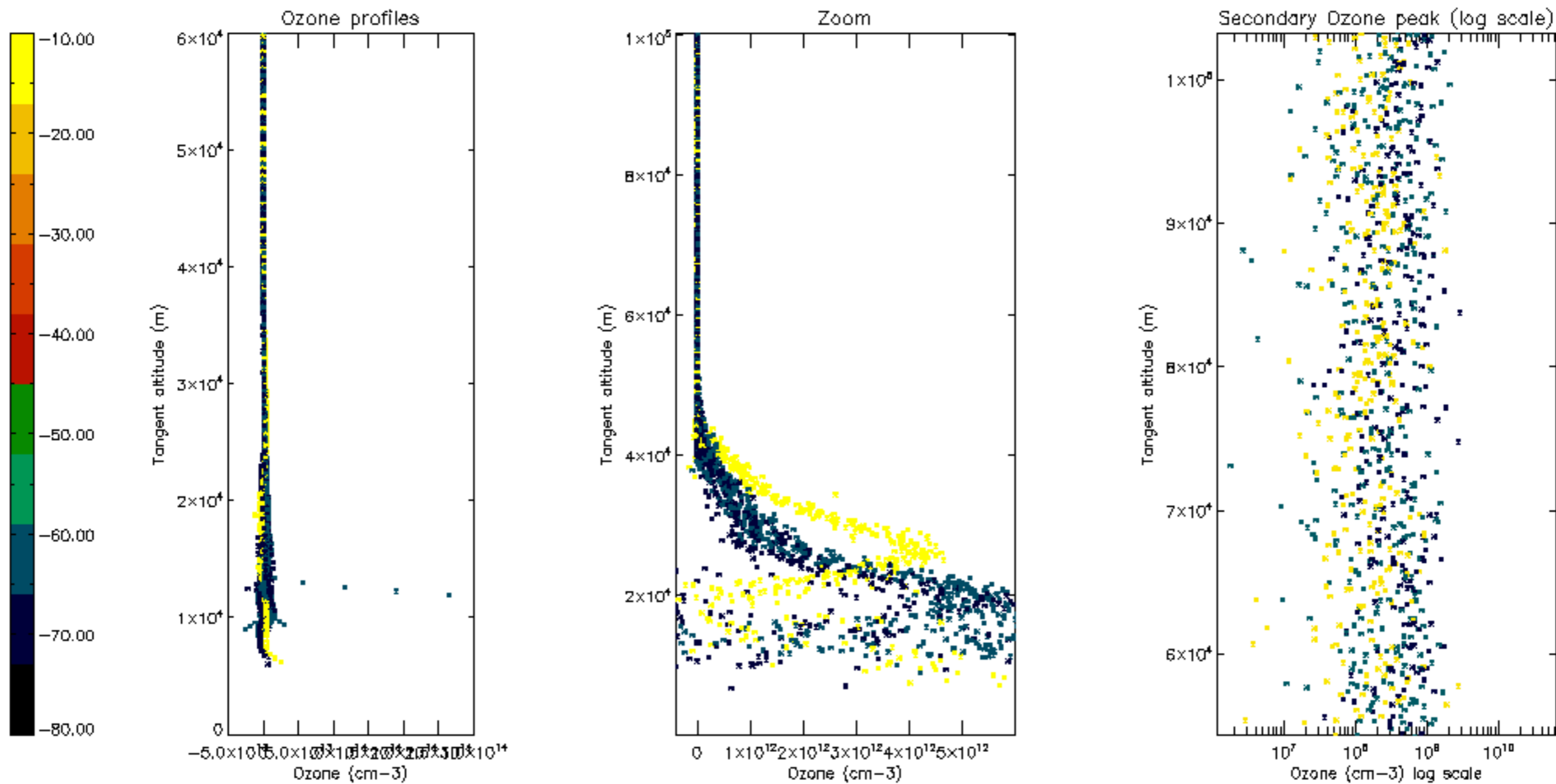


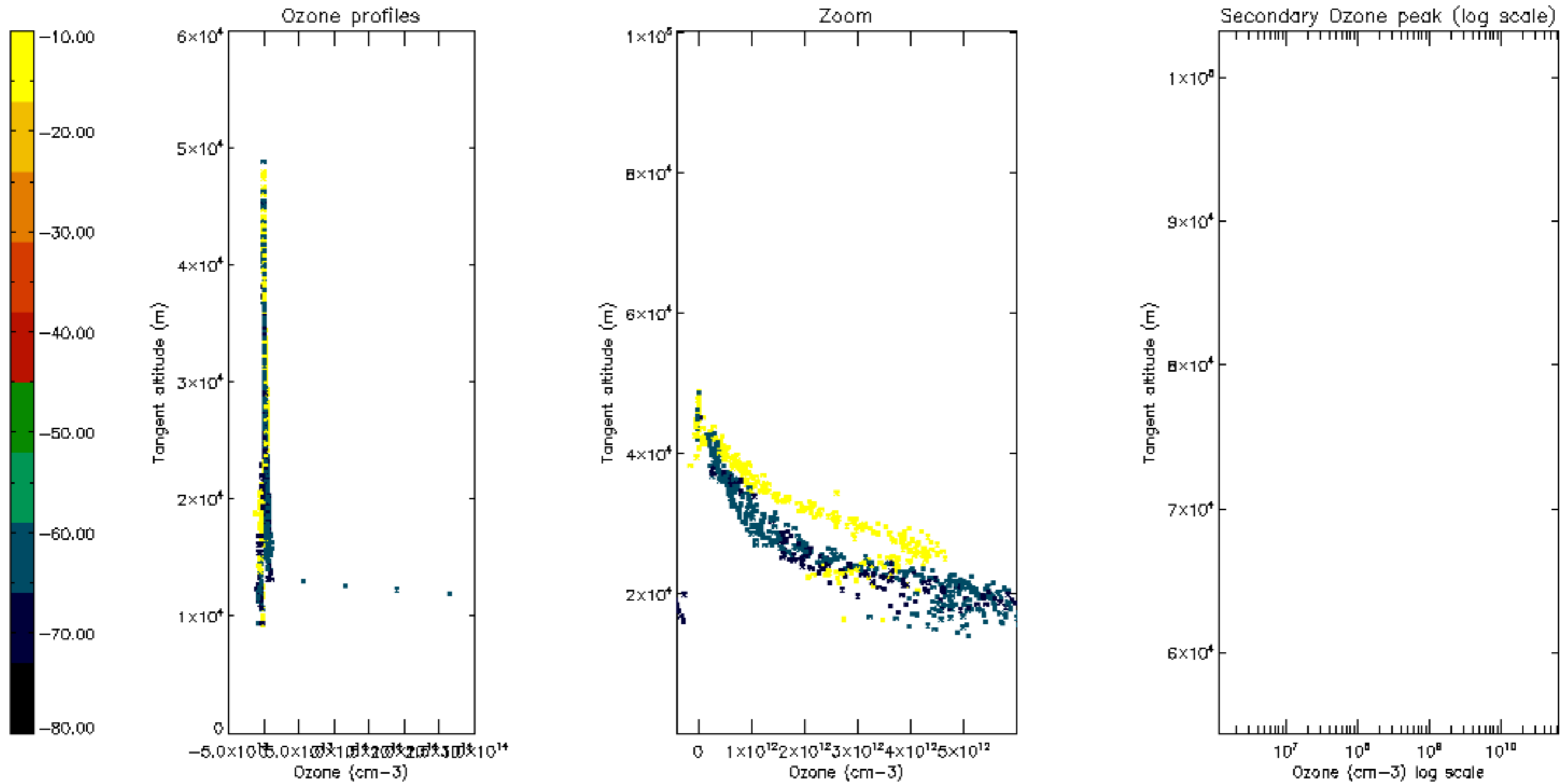
Percentage of star falling outside central band per profile

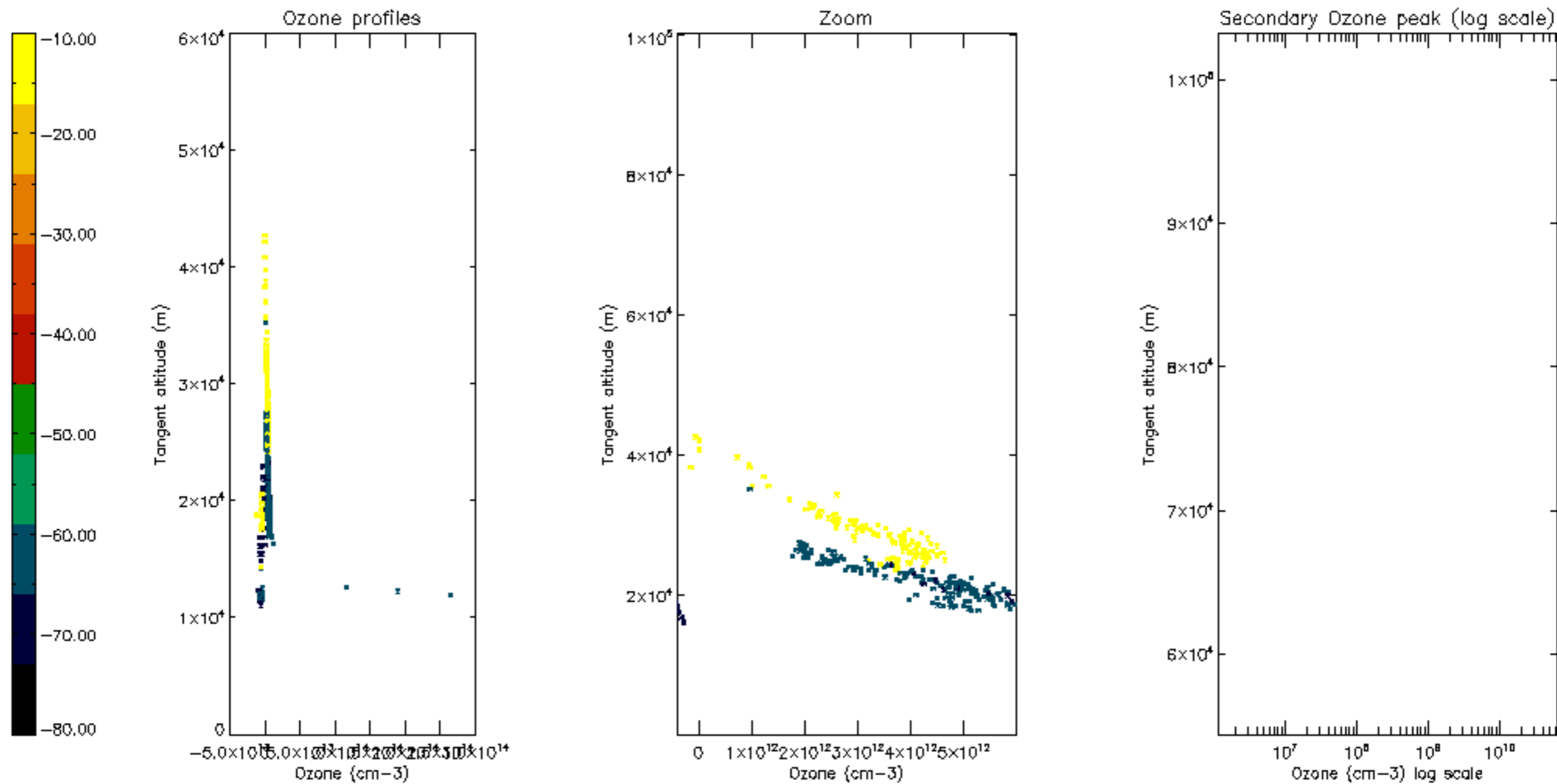


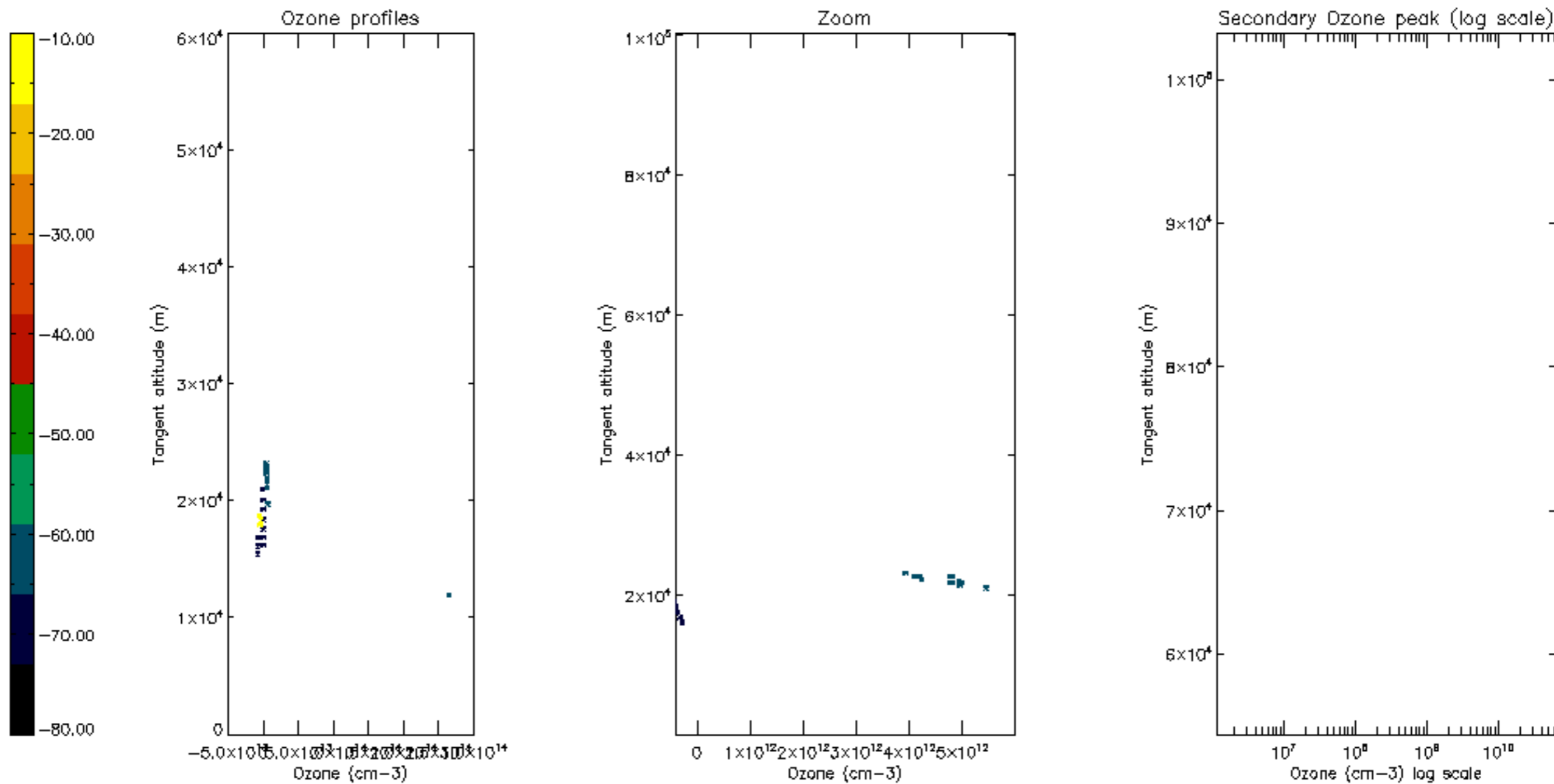
Percentage of saturation errors per profile

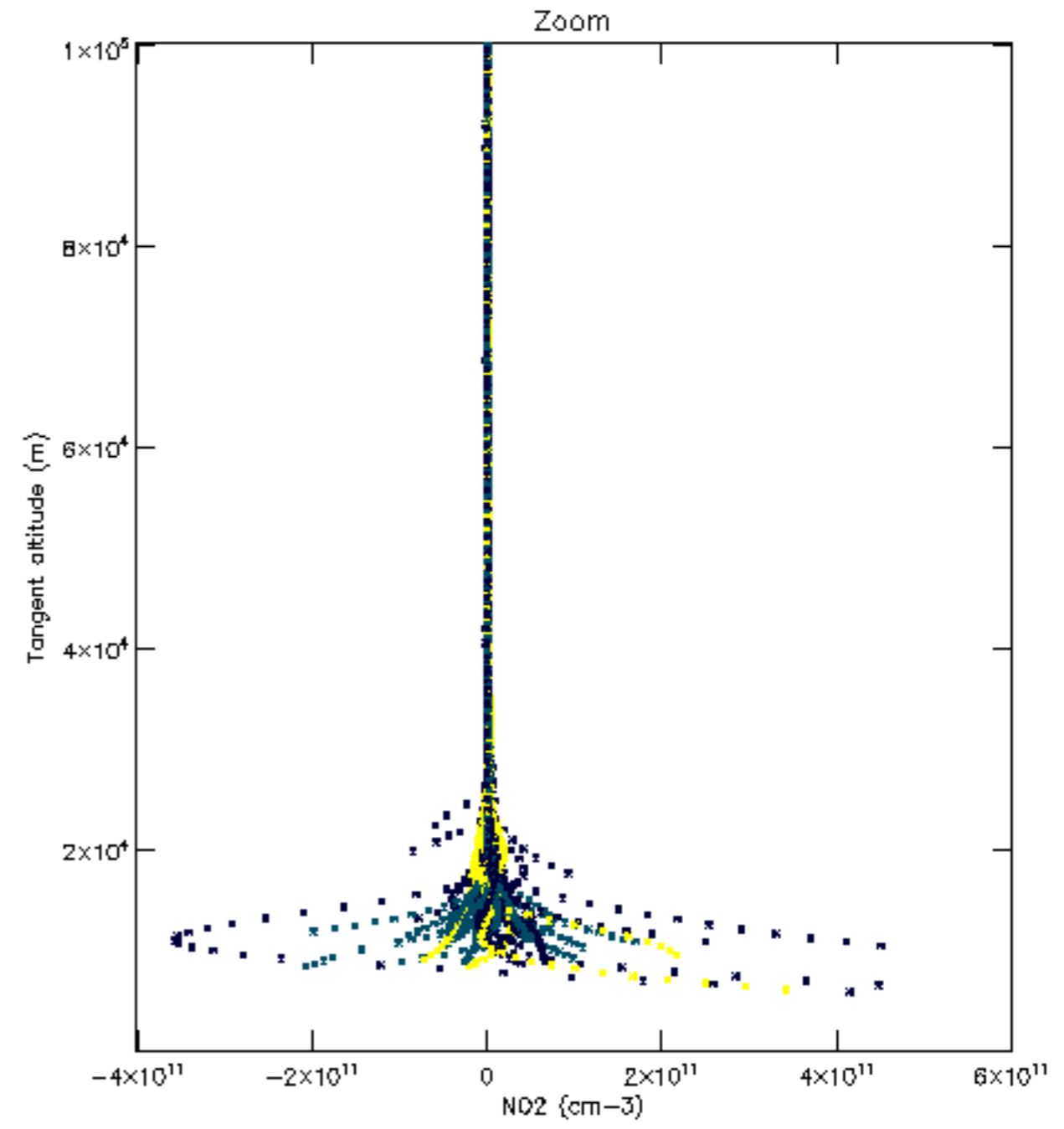
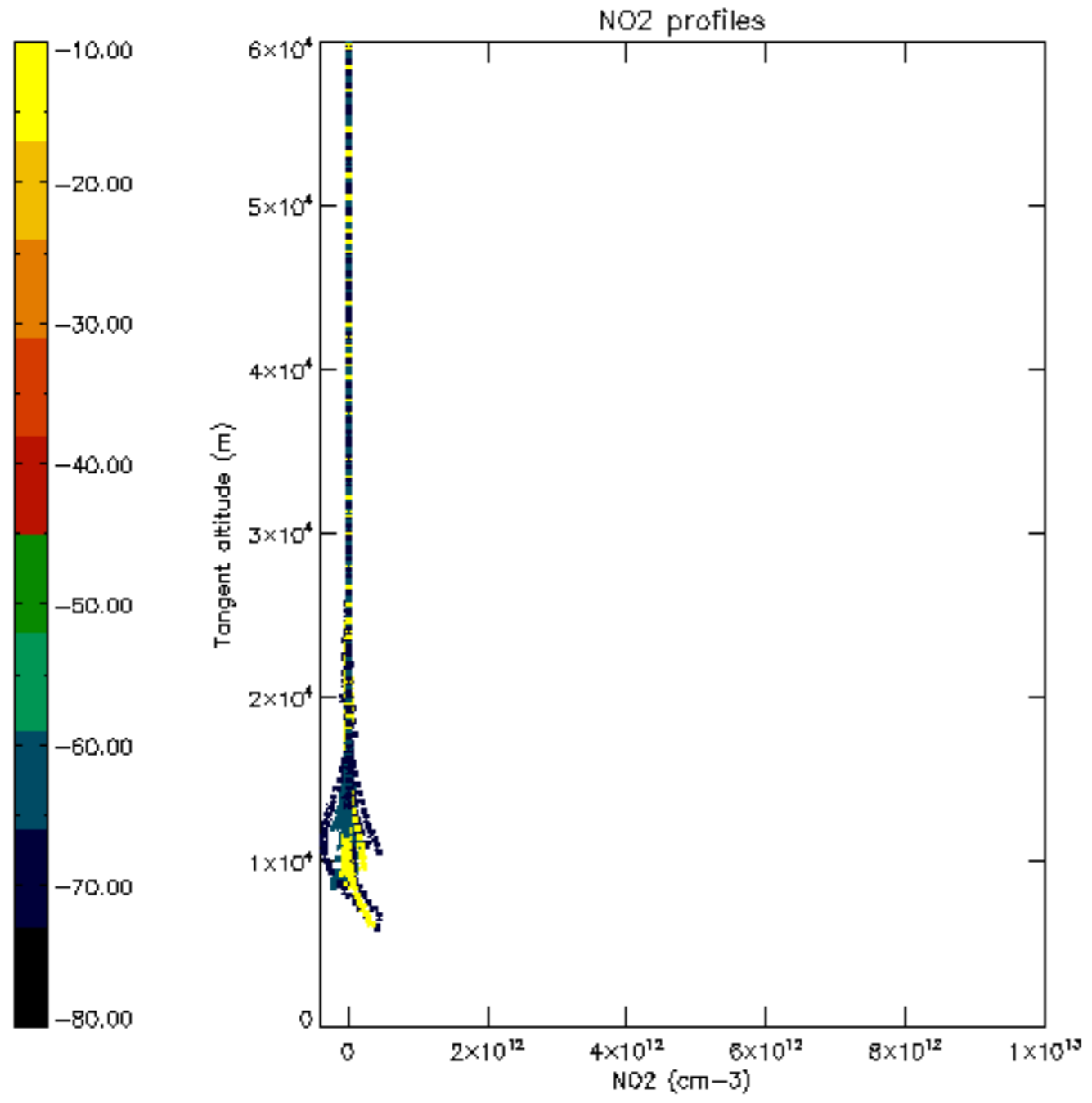


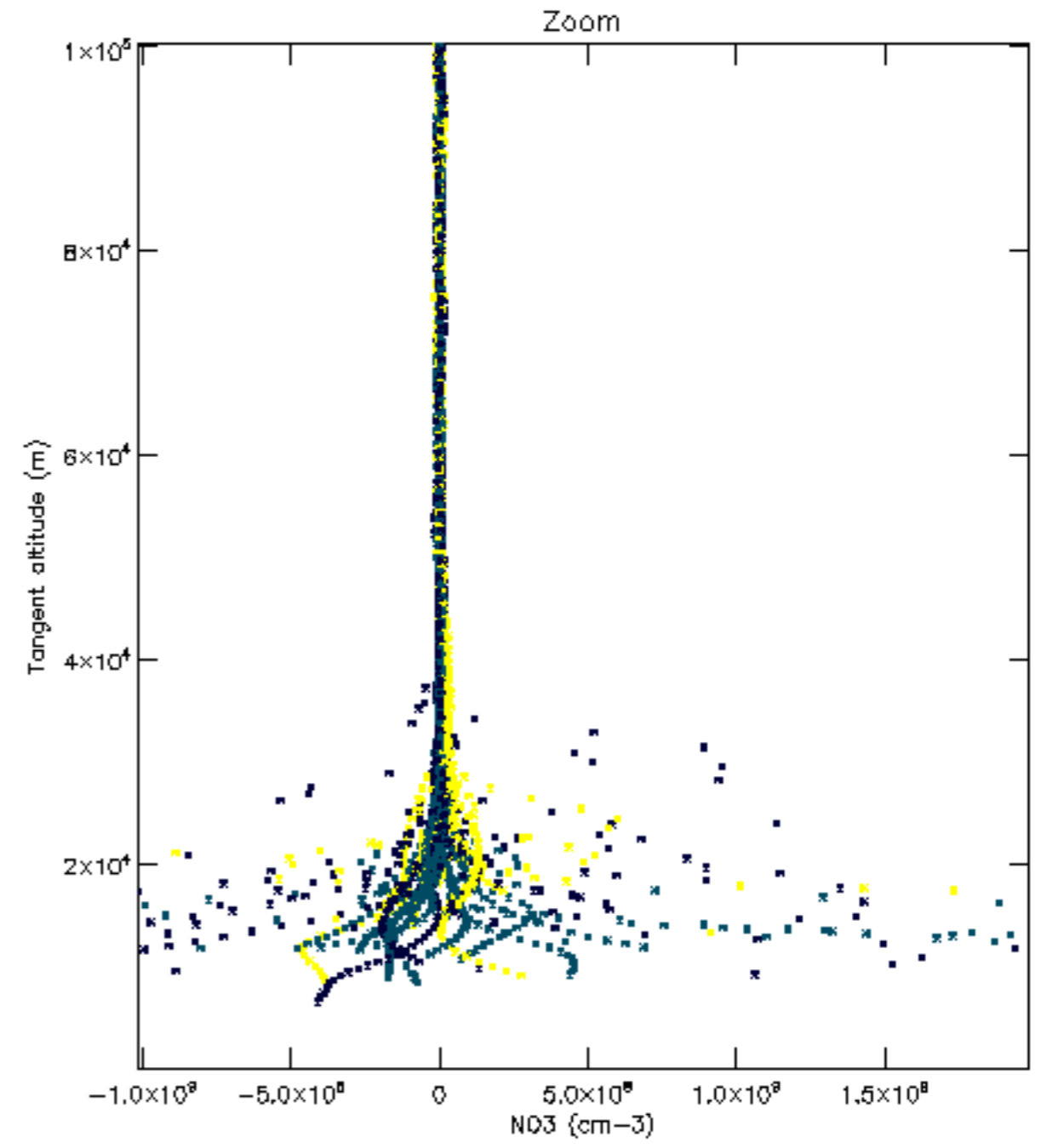
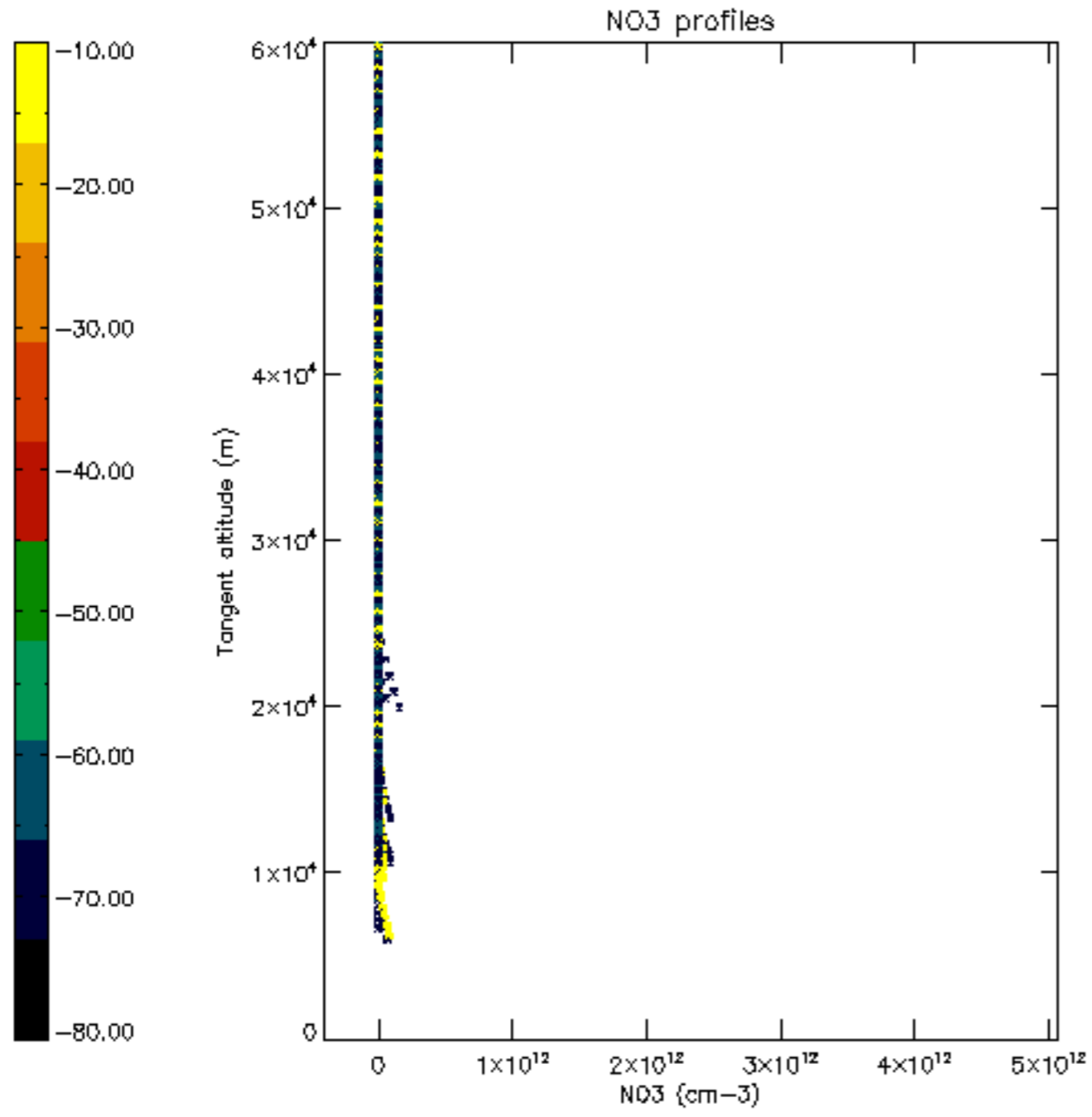


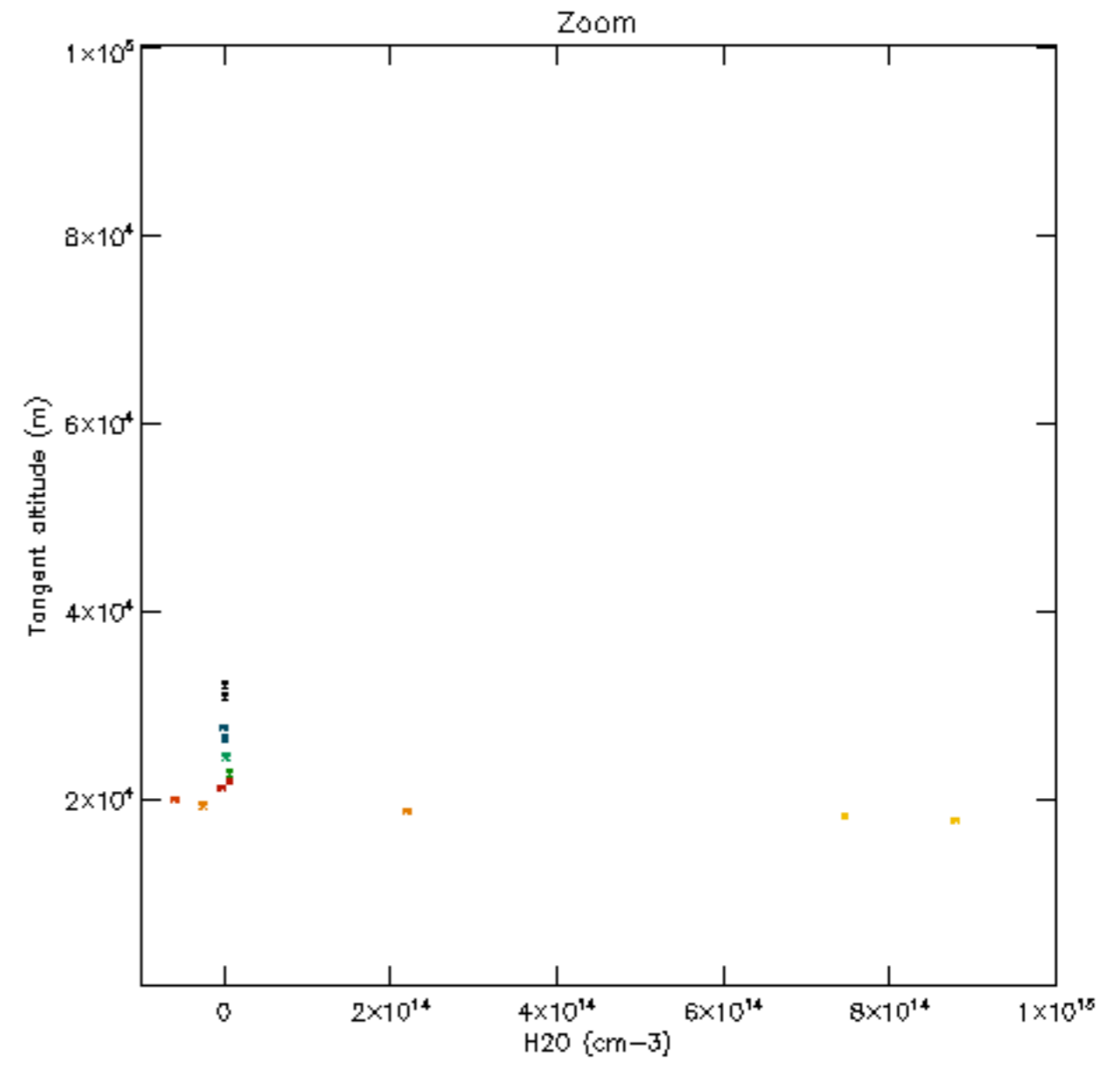
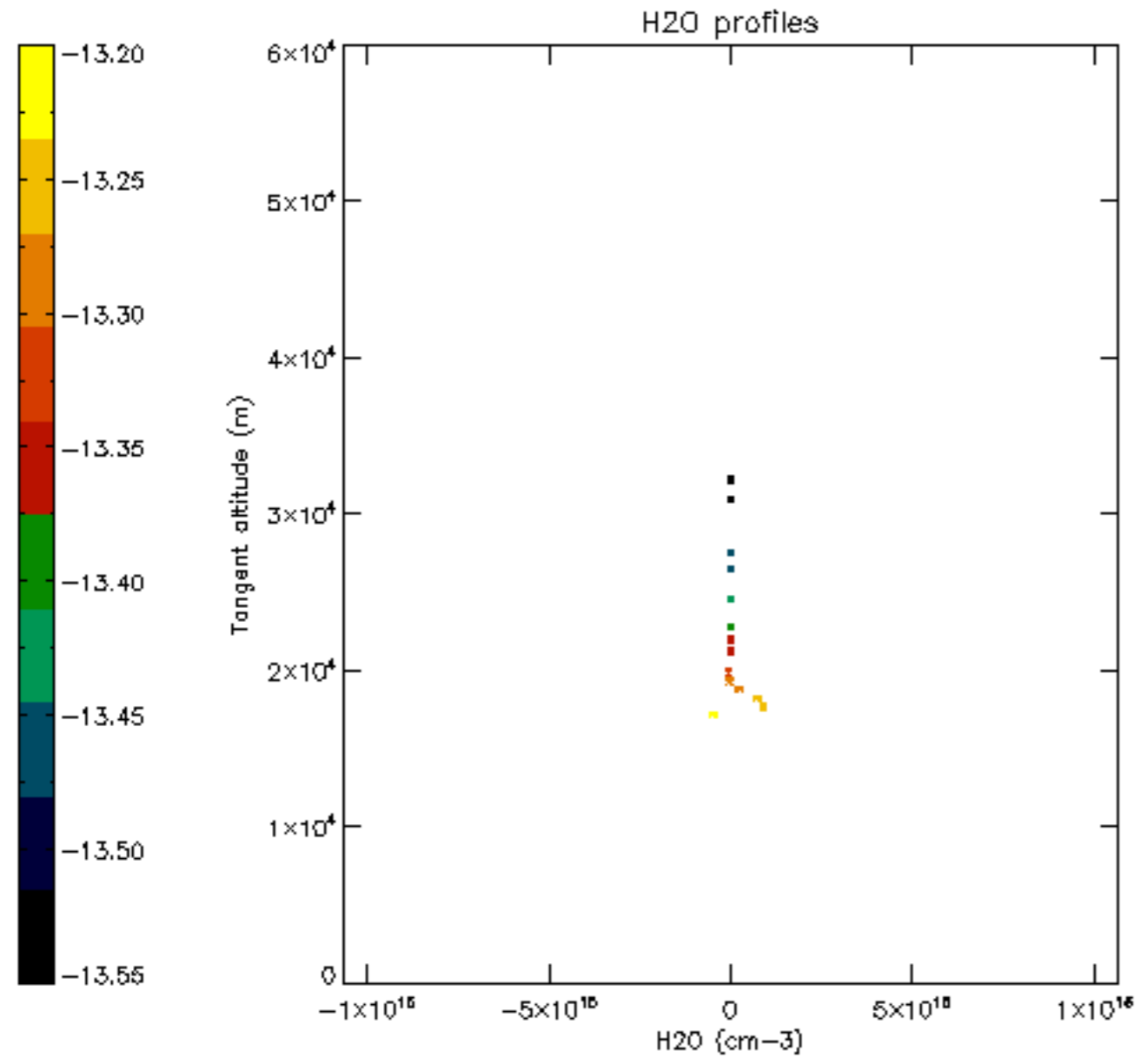


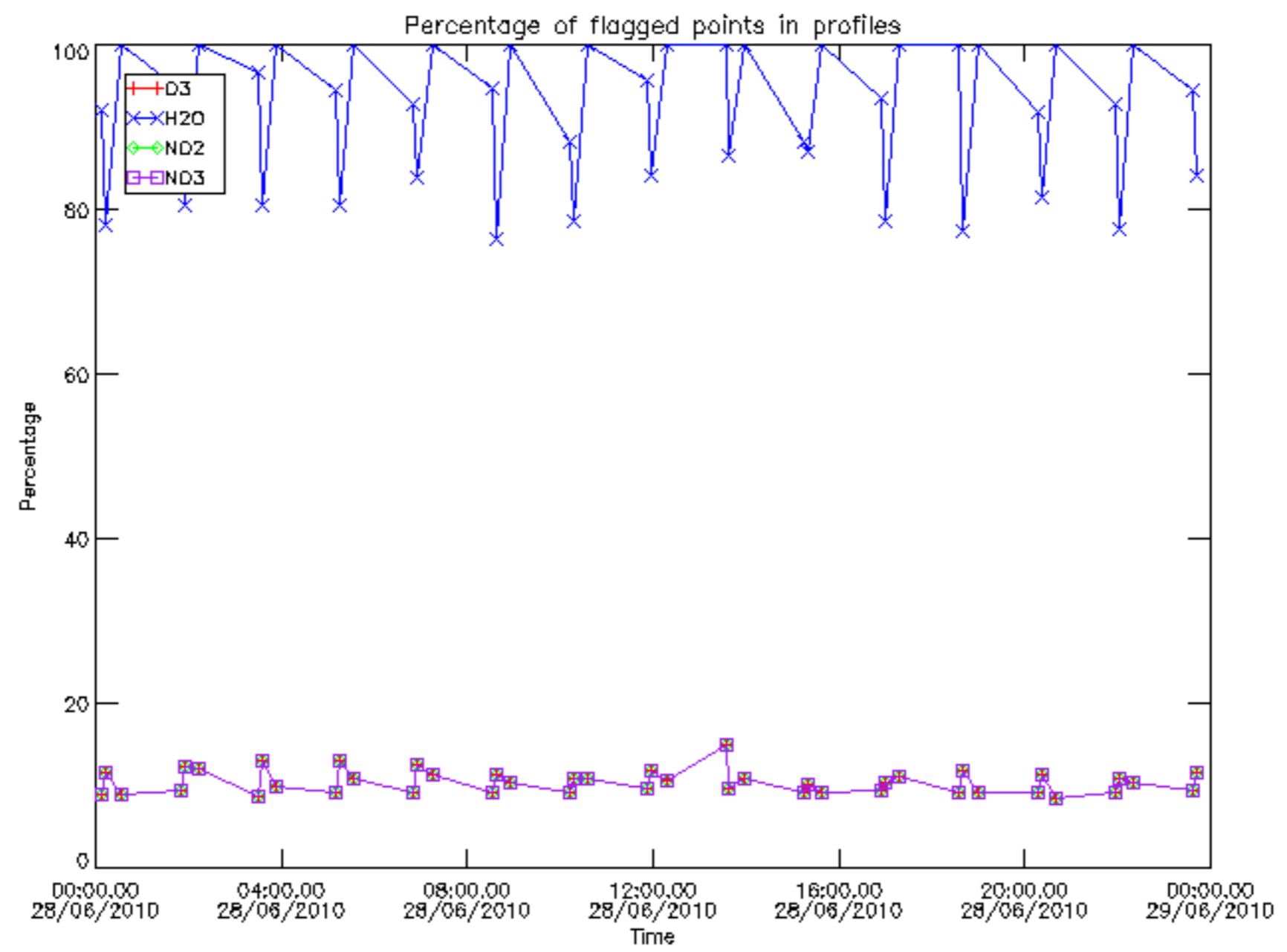




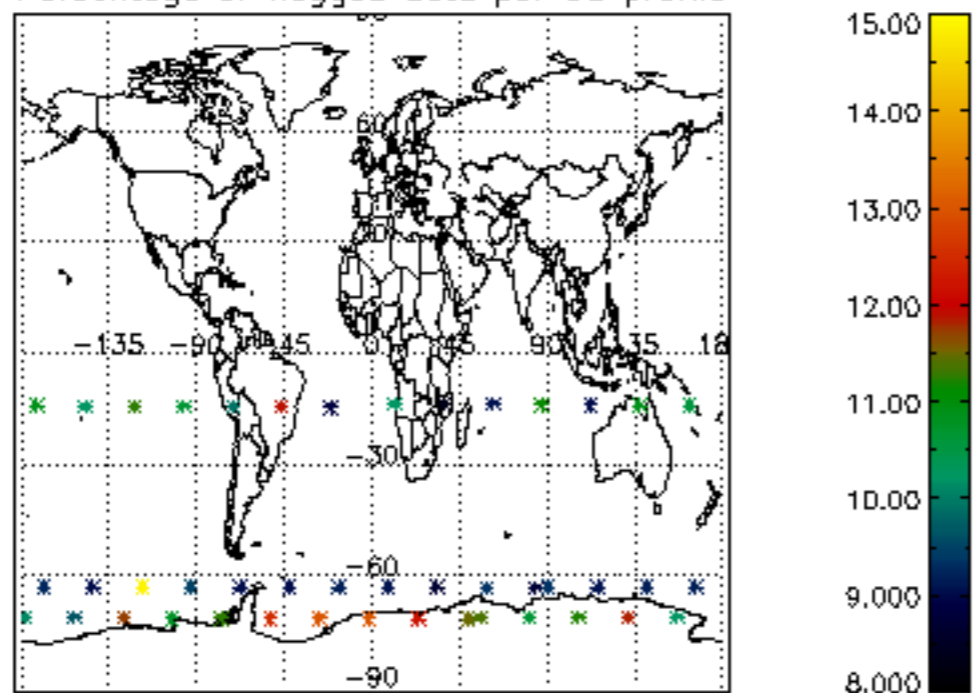




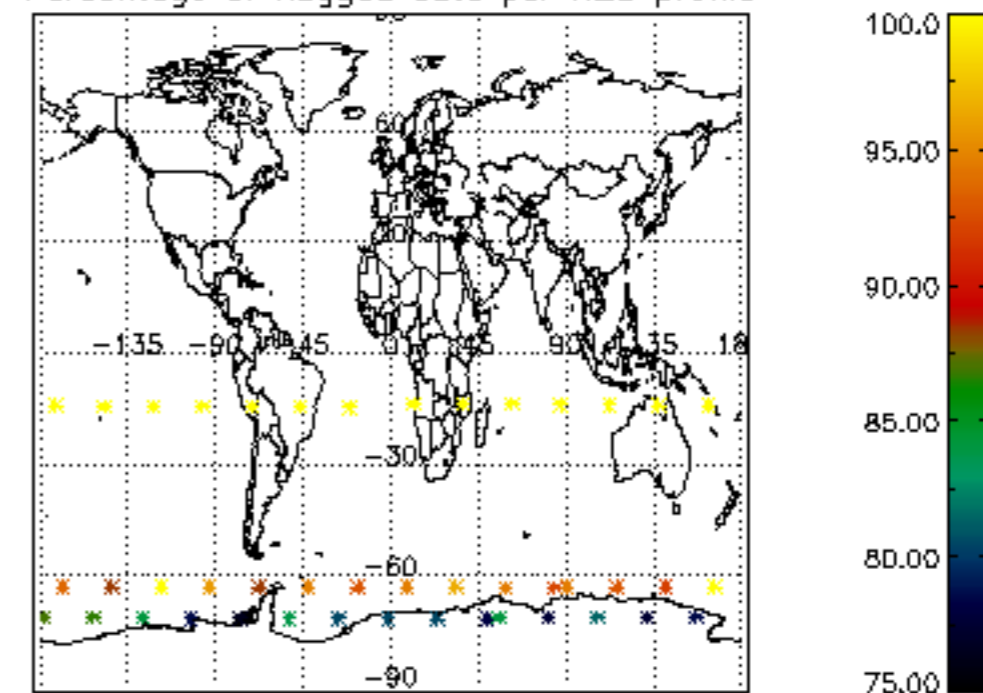




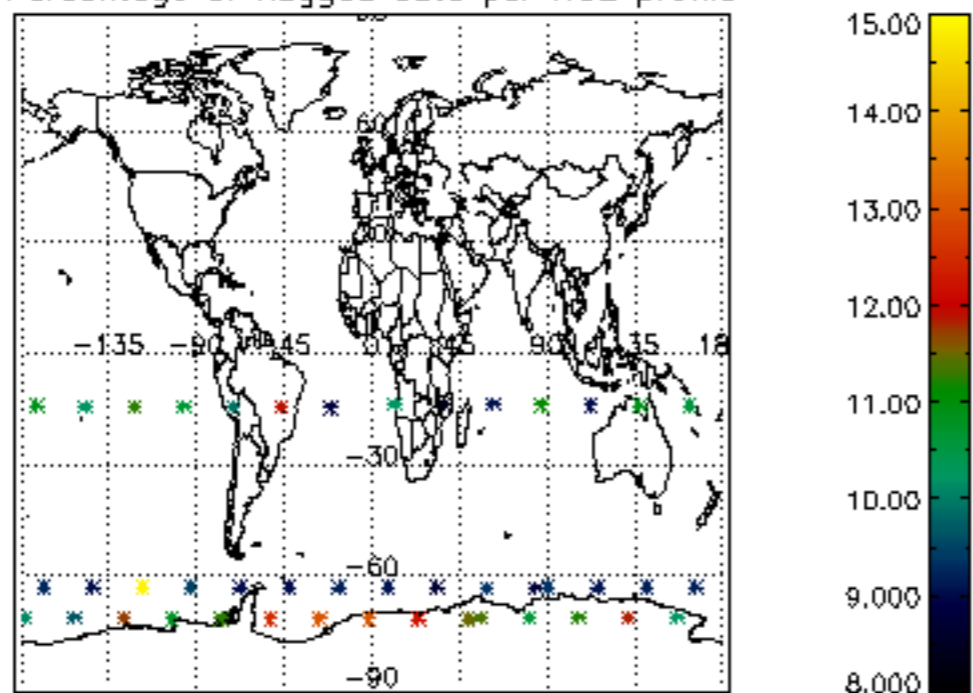
Percentage of flagged data per D3 profile



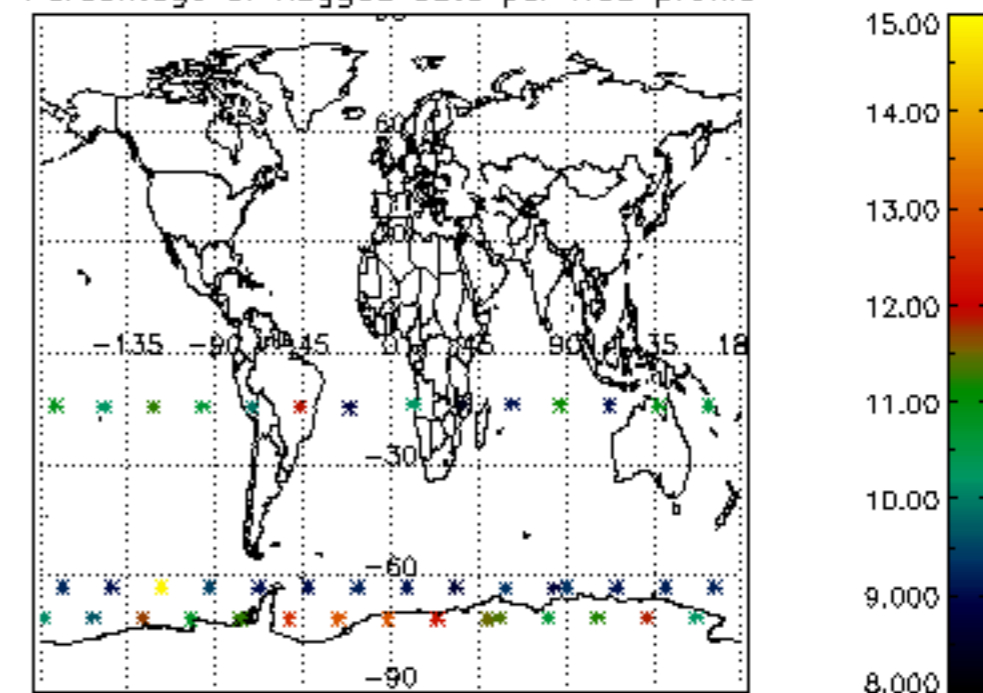
Percentage of flagged data per H2O profile

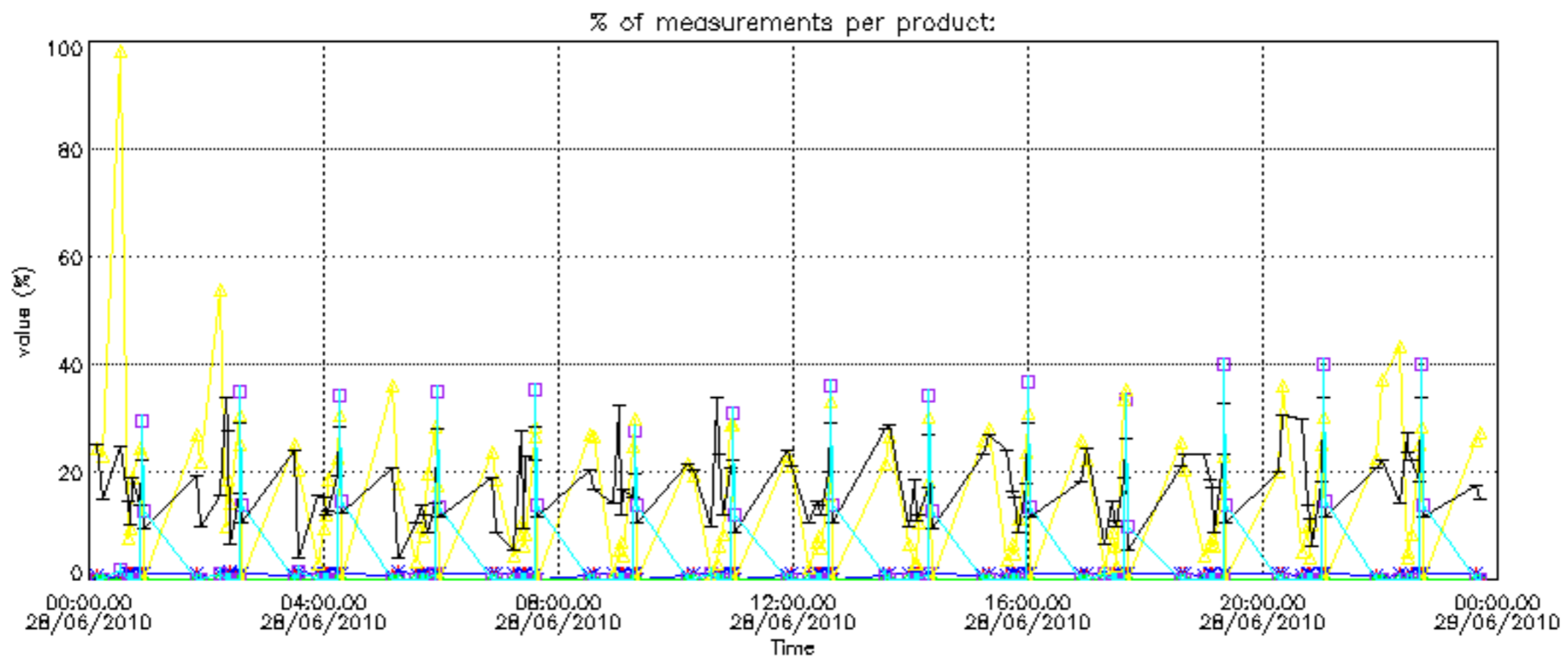


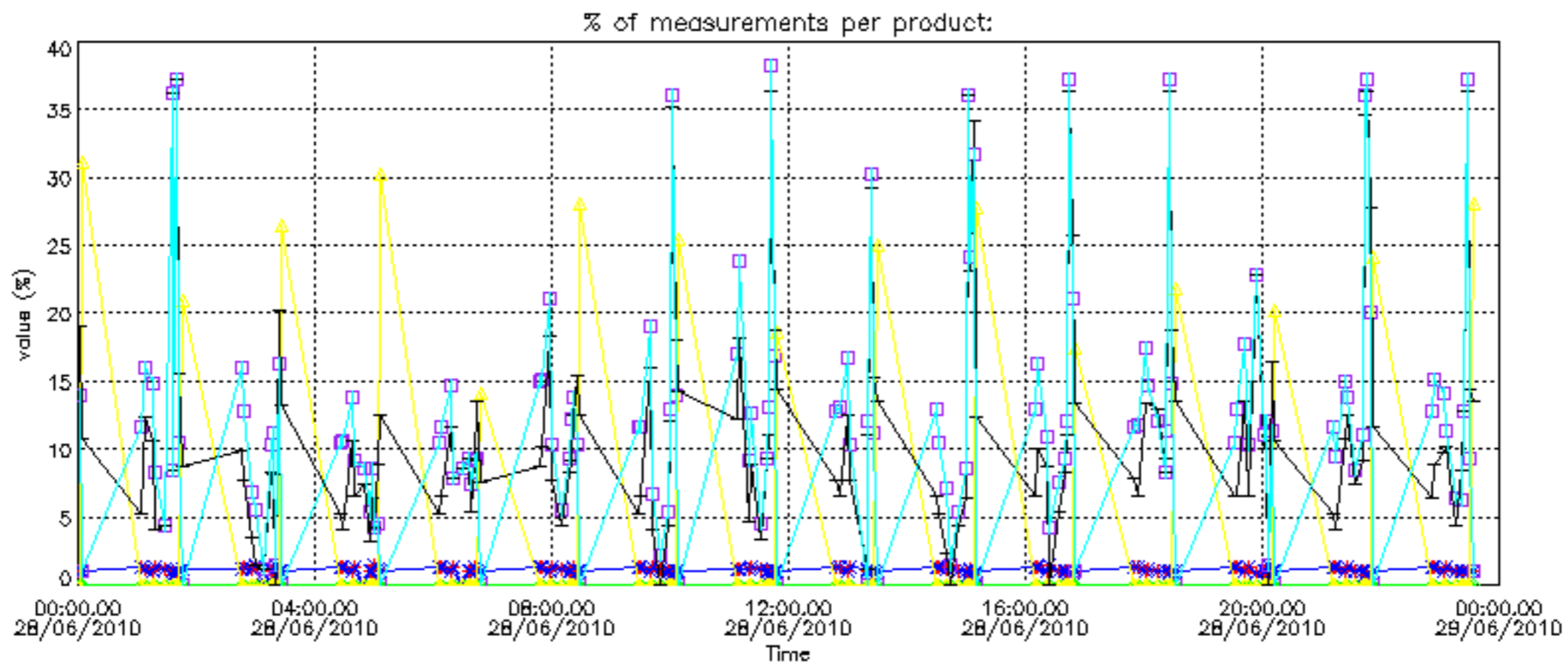
Percentage of flagged data per NO2 profile



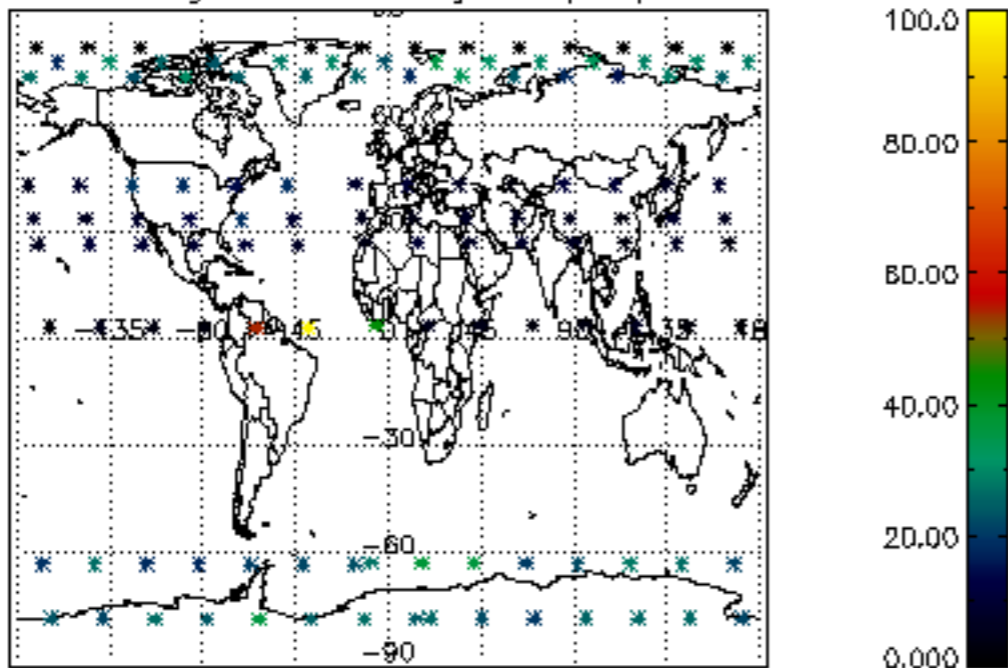
Percentage of flagged data per NO3 profile



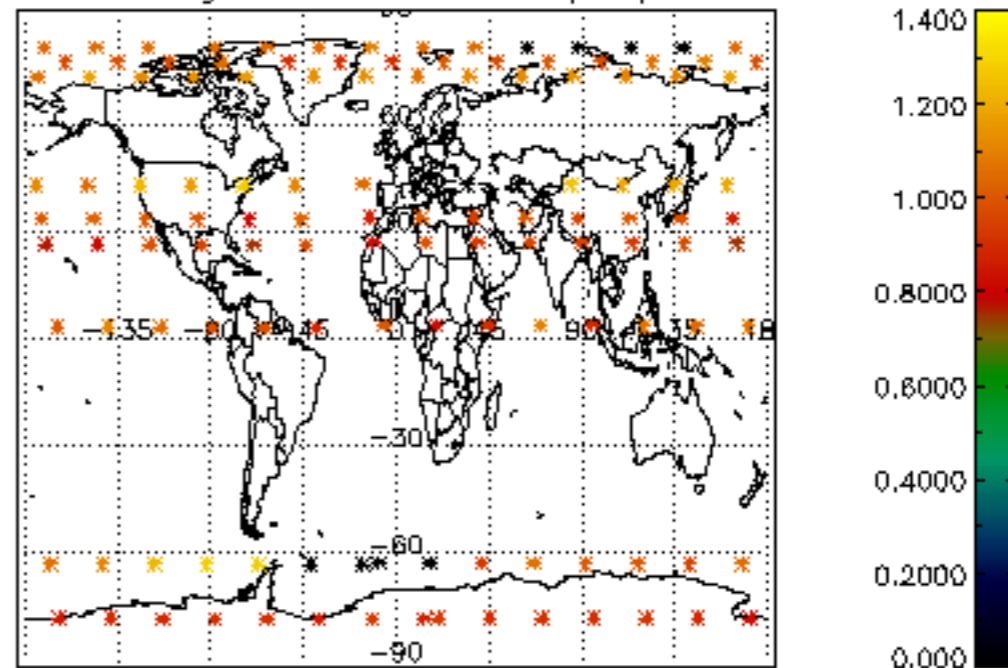




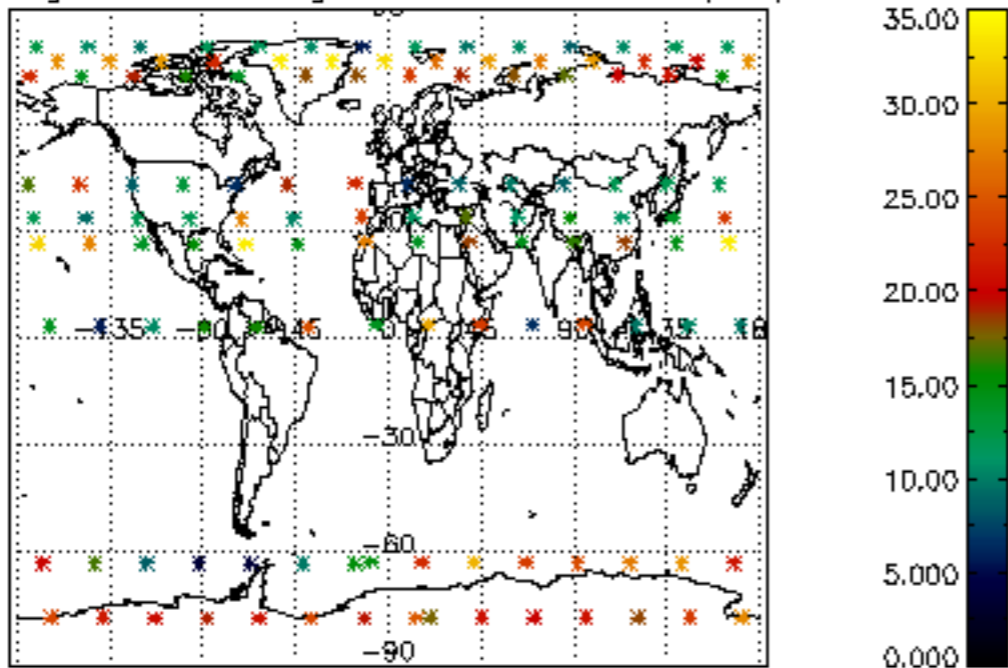
Percentage of cosmic ray hits per profile



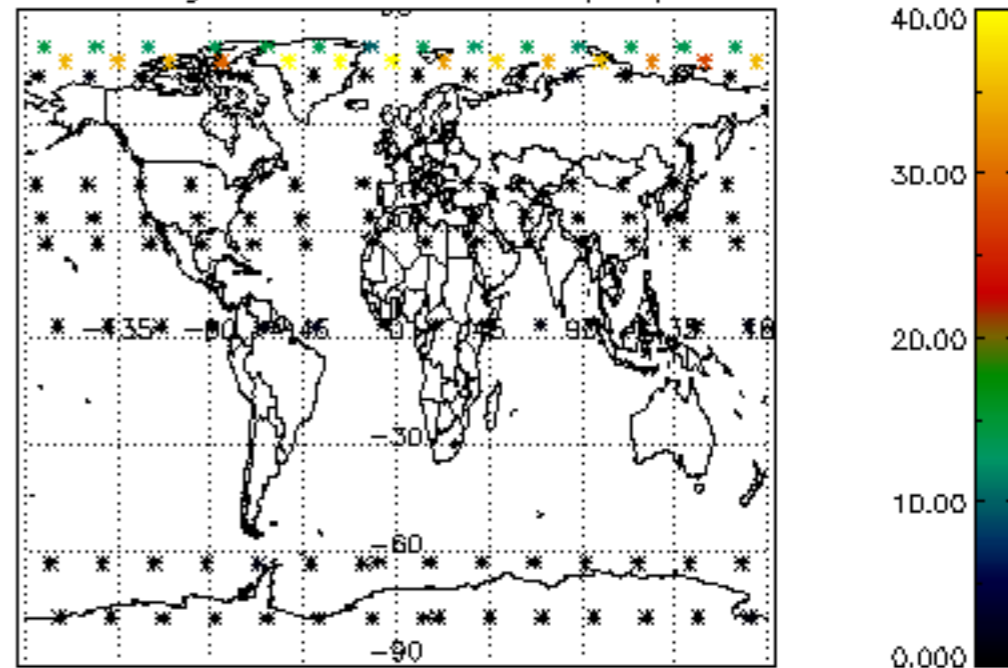
Percentage of datation errors per profile



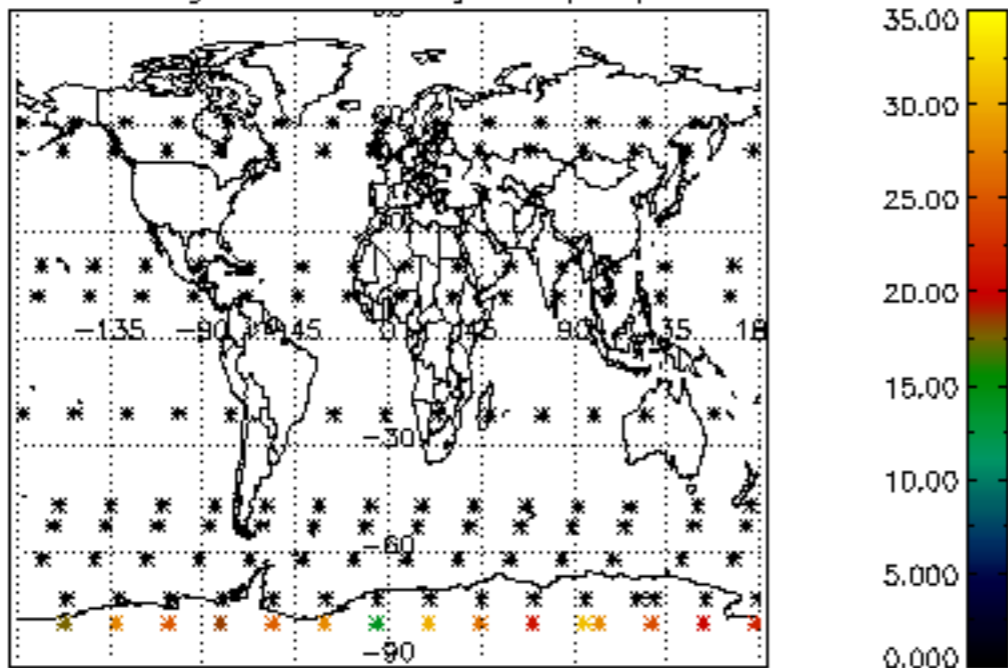
Percentage of star falling outside central band per profile



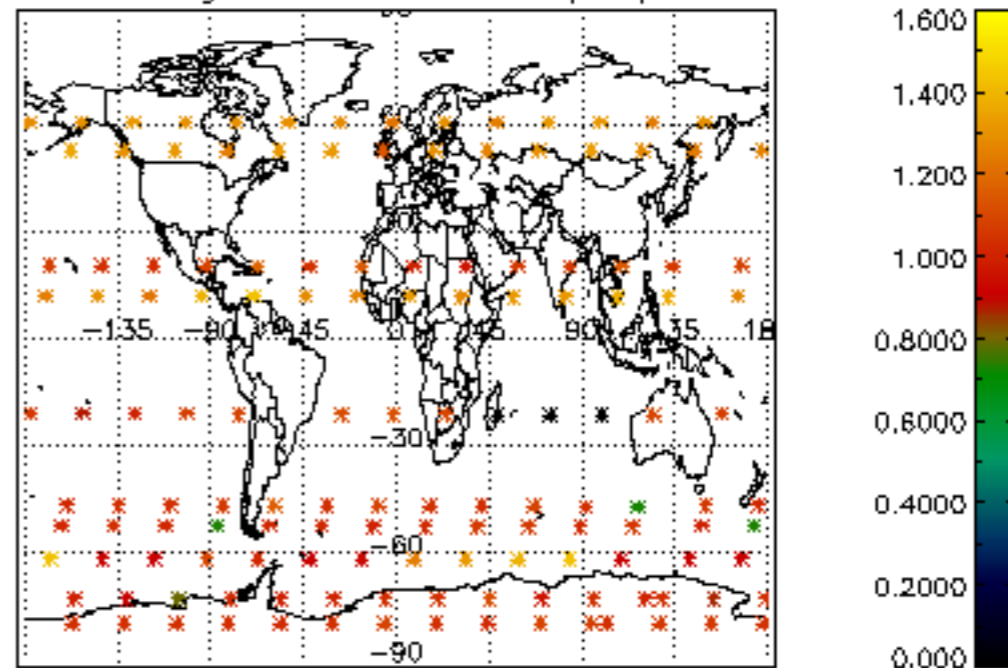
Percentage of saturation errors per profile



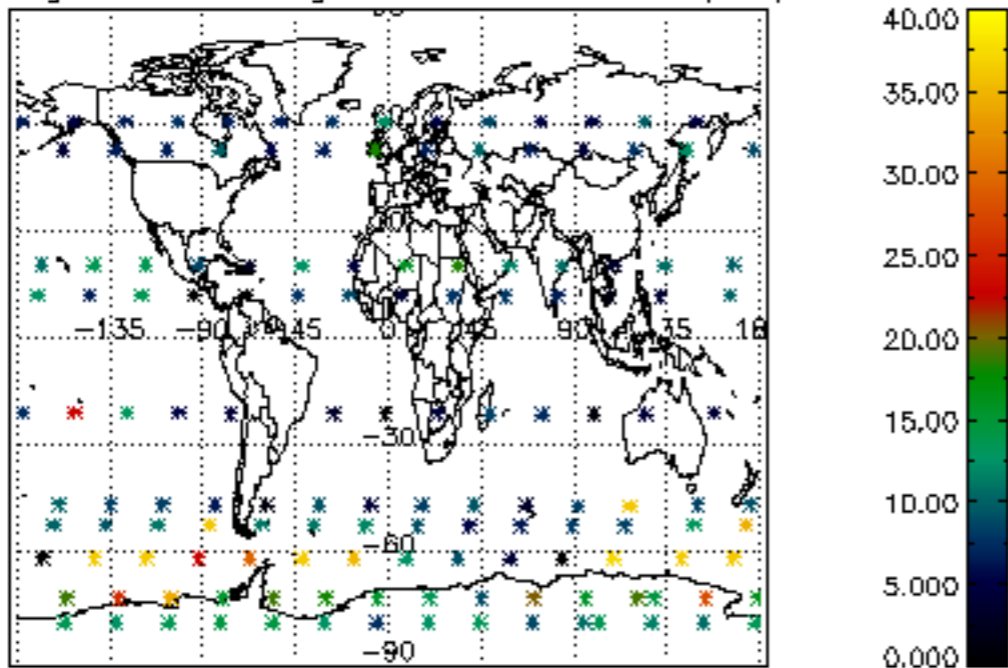
Percentage of cosmic ray hits per profile



Percentage of datation errors per profile



Percentage of star falling outside central band per profile



Percentage of saturation errors per profile

