

# GOMOS Level 2 Daily Report

## SUMMARY

### [1. General Info](#)

### [2. Summary of processed GOM\\_NL\\_2P products](#)

### [3. Level 2 Quality information per product](#)

#### [3.1 Plot of level 2 quality information per product \(time dependant\)](#)

#### [3.2 Plot of level 2 quality information per product \(world map\)](#)

### [4. Level 1 Quality information per product \(stored on level 2 products\)](#)

#### [4.1 Plot of level 1 quality information per product \(time dependant\)](#)

##### [4.1.1 Plot of level 1 quality information per product \(time dependant\): ASCENDING](#)

##### [4.1.2 Plot of level 1 quality information per product \(time dependant\): DESCENDING](#)

#### [4.2 Plot of level 1 quality information per product \(world map\)](#)

##### [4.2.1 Plot of level 1 quality information per product \(world map\): ASCENDING](#)

##### [4.2.2 Plot of level 1 quality information per product \(world map\): DESCENDING](#)

### [5. Ozone profiles based on quality statistics and other trace gas profiles](#)

#### [5.1 Ozone statistics based on quality of products](#)

#### [5.2 Plot ozone profiles for all STD \(dark without errors\)](#)

#### [5.3 Plot ozone profiles where STD < 20% \(dark without errors\)](#)

#### [5.4. Plot ozone profiles where STD < 10% \(dark without errors\)](#)

#### [5.5. Plot ozone profiles where STD < 5% \(dark without errors\)](#)

#### [5.6 Plot NO2 profiles for all STD \(dark without errors\)](#)

#### [5.7 Plot NO3 profiles for all STD \(dark without errors\)](#)

#### [5.8 Plot H2O profiles \(only for occultations of stars 1,2,3,4,13,14,16,26,63 dark without errors\) for all STD](#)

### [6. Auxiliary Data Files used for the production reported in section 2](#)

This report presents the daily analysis on parameters extracted from GOMOS level 2 data (GOM\_NL\_\_2P). It is intended to monitor some important parameters that will impact the quality of these products. A list of level 2 products (and content) that have arrived during the reporting day to the PCF is also given.

Item	Value
Time of report generation	29APR2013 12:25:07
Data source version	GOMOS/6.01
Start time of products	27-06-2010 (27JUN2010 00:00:00)
Stop time of products	28-06-2010 (28JUN2010 00:00:00)
Store outputs in DB	Yes
Nb of level 2 prods	269
Nb of prods with errors	0

## 2. Summary of processed GOM\_NL\_\_2P products.

Nr	Filename	UTC Start time	Limb	Duration	Star Id	Star Name	Star Mag	Star Temp	Nb Meas	Orbit	Prod. error
1	GOM_NL__2PRFIN20100627_000725_000000412090_00374_43514_6611.N1	27-JUN-2010 00:07:25	Bright	41.000	5	3Alp Lyr	0.033000	11000.	82	43514	No
2	GOM_NL__2PRFIN20100627_000941_000000352090_00374_43514_6612.N1	27-JUN-2010 00:09:41	Bright	35.000	130	23Bet Dra	2.7990	5800.0	70	43514	No
3	GOM_NL__2PRFIN20100627_001905_000000452090_00374_43514_6613.N1	27-JUN-2010 00:19:05	Bright	44.500	89	5Alp Cep	2.4510	8000.0	89	43514	No
4	GOM_NL__2PRFIN20100627_002615_000000492090_00374_43514_6614.N1	27-JUN-2010 00:26:15	Bright	49.000	74	11Bet Cas	2.2680	6600.0	98	43514	No
5	GOM_NL__2PRFIN20100627_002752_000000472090_00374_43514_6615.N1	27-JUN-2010 00:27:52	Bright	46.500	68	18Alp Cas	2.2250	4500.0	93	43514	No
6	GOM_NL__2PRFIN20100627_003025_000000542090_00374_43514_6616.N1	27-JUN-2010 00:30:25	Bright	54.000	160	23Gam Per	2.9300	4700.0	108	43514	No
7	GOM_NL__2PRFIN20100627_003350_000000462090_00374_43514_6617.N1	27-JUN-2010 00:33:50	Bright	45.500	73	57Gam1And	2.2600	13100.	91	43514	No
8	GOM_NL__2PRFIN20100627_003620_000000482090_00374_43514_6618.N1	27-JUN-2010 00:36:20	Twilight	47.500	173	4Bet Tri	3.0040	8900.0	95	43514	No
9	GOM_NL__2PRFIN20100627_004021_000000552090_00374_43514_6619.N1	27-JUN-2010 00:40:21	Dark	55.000	50	13Alp Ari	2.0070	4250.0	110	43514	No
10	GOM_NL__2PRFIN20100627_004514_000000422090_00374_43514_6620.N1	27-JUN-2010 00:45:14	Dark	42.000	94	92Alp Cet	2.5260	3100.0	84	43514	No
11	GOM_NL__2PRFIN20100627_010354_000000482090_00375_43515_6610.N1	27-JUN-2010 01:03:54	Dark	47.500	84	Alp Phe	2.3970	4500.0	95	43515	No
12	GOM_NL__2PRFIN20100627_011024_000000492090_00375_43515_6611.N1	27-JUN-2010 01:10:24	Straylight	48.500	63	Bet Gru	2.1500	2800.0	97	43515	No
13	GOM_NL__2PRFIN20100627_011224_000000602090_00375_43515_6612.N1	27-JUN-2010 01:12:24	Straylight	60.000	31	Alp Gru	1.7340	15200.	120	43515	No
14	GOM_NL__2PRFIN20100627_011511_000000442090_00375_43515_6613.N1	27-JUN-2010 01:15:11	Straylight	43.500	45	Alp Pav	1.9400	26000.	87	43515	No
15	GOM_NL__2PRFIN20100627_012414_000000442090_00375_43515_6614.N1	27-JUN-2010 01:24:14	Twilight	43.500	38	20Eps Sgr	1.8360	11000.	87	43515	No
16	GOM_NL__2PRFIN20100627_012537_000000472090_00375_43515_6615.N1	27-JUN-2010 01:25:37	Bright	47.000	116	19Del Sgr	2.7000	4100.0	94	43515	No
17	GOM_NL__2PRFIN20100627_012745_000000472090_00375_43515_6616.N1	27-JUN-2010 01:27:45	Bright	47.000	155	41Pi Sgr	2.9000	6600.0	94	43515	No
18	GOM_NL__2PRFIN20100627_013620_000000392090_00375_43515_6617.N1	27-JUN-2010 01:36:20	Bright	38.500	126	60Bet Oph	2.7700	4250.0	77	43515	No
19	GOM_NL__2PRFIN20100627_013843_000000382090_00375_43515_6618.N1	27-JUN-2010 01:38:43	Bright	37.500	59	55Alp Oph	2.0800	8900.0	75	43515	No
20	GOM_NL__2PRFIN20100627_014800_000000502090_00375_43515_6619.N1	27-JUN-2010 01:48:00	Bright	50.000	5	3Alp Lyr	0.033000	11000.	100	43515	No
21	GOM_NL__2PRFIN20100627_015016_000000392090_00375_43515_6620.N1	27-JUN-2010 01:50:16	Bright	39.000	130	23Bet Dra	2.7990	5800.0	78	43515	No
22	GOM_NL__2PRFIN20100627_015940_000000462090_00375_43515_6621.N1	27-JUN-2010 01:59:40	Bright	45.500	89	5Alp Cep	2.4510	8000.0	91	43515	No
23	GOM_NL__2PRFIN20100627_020651_000000472090_00375_43515_6622.N1	27-JUN-2010 02:06:51	Bright	47.000	74	11Bet Cas	2.2680	6600.0	94	43515	No
24	GOM_NL__2PRFIN20100627_020828_000000482090_00375_43515_6623.N1	27-JUN-2010 02:08:28	Bright	48.000	68	18Alp Cas	2.2250	4500.0	96	43515	No
25	GOM_NL__2PRFIN20100627_021100_000000542090_00375_43515_6624.N1	27-JUN-2010 02:11:00	Bright	54.000	160	23Gam Per	2.9300	4700.0	108	43515	No
26	GOM_NL__2PRFIN20100627_021426_000000502090_00375_43515_6625.N1	27-JUN-2010 02:14:26	Bright	49.500	73	57Gam1And	2.2600	13100.	99	43515	No
27	GOM_NL__2PRFIN20100627_021656_000000472090_00375_43515_6626.N1	27-JUN-2010 02:16:56	Twilight	47.000	173	4Bet Tri	3.0040	8900.0	94	43515	No
28	GOM_NL__2PRFIN20100627_022057_000000552090_00375_43515_6627.N1	27-JUN-2010 02:20:57	Dark	55.000	50	13Alp Ari	2.0070	4250.0	110	43515	No
29	GOM_NL__2PRFIN20100627_022550_000000432090_00375_43515_6628.N1	27-JUN-2010 02:25:50	Dark	42.500	94	92Alp Cet	2.5260	3100.0	85	43515	No
30	GOM_NL__2PRFIN20100627_024431_000000462090_00376_43516_6629.N1	27-JUN-2010 02:44:31	Dark	46.000	84	Alp Phe	2.3970	4500.0	92	43516	No
31	GOM_NL__2PRFIN20100627_025101_000000532090_00376_43516_6619.N1	27-JUN-2010 02:51:01	Straylight	53.000	63	Bet Gru	2.1500	2800.0	106	43516	No
32	GOM_NL__2PRFIN20100627_025301_000000522090_00376_43516_6620.N1	27-JUN-2010 02:53:01	Straylight	51.500	31	Alp Gru	1.7340	15200.	103	43516	No
33	GOM_NL__2PRFIN20100627_025548_000000432090_00376_43516_6621.N1	27-JUN-2010 02:55:48	Straylight	42.500	45	Alp Pav	1.9400	26000.	85	43516	No
34	GOM_NL__2PRFIN20100627_030450_000000452090_00376_43516_6622.N1	27-JUN-2010 03:04:50	Twilight	44.500	38	20Eps Sgr	1.8360	11000.	89	43516	No
35	GOM_NL__2PRFIN20100627_030613_000000552090_00376_43516_6623.N1	27-JUN-2010 03:06:13	Bright	54.500	116	19Del Sgr	2.7000	4100.0	109	43516	No
36	GOM_NL__2PRFIN20100627_030821_000000492090_00376_43516_6624.N1	27-JUN-2010 03:08:21	Bright	49.000	155	41Pi Sgr	2.9000	6600.0	98	43516	No
37	GOM_NL__2PRFIN20100627_031656_000000392090_00376_43516_6625.N1	27-JUN-2010 03:16:56	Bright	38.500	126	60Bet Oph	2.7700	4250.0	77	43516	No
38	GOM_NL__2PRFIN20100627_031918_000000392090_00376_43516_6626.N1	27-JUN-2010 03:19:18	Bright	38.500	59	55Alp Oph	2.0800	8900.0	77	43516	No
39	GOM_NL__2PRFIN20100627_032835_000000442090_00376_43516_6627.N1	27-JUN-2010 03:28:35	Bright	44.000	5	3Alp Lyr	0.033000	11000.	88	43516	No
40	GOM_NL__2PRFIN20100627_033052_000000362090_00376_43516_6628.N1	27-JUN-2010 03:30:52	Bright	35.500	130	23Bet Dra	2.7990	5800.0	71	43516	No
41	GOM_NL__2PRFIN20100627_034016_000000452090_00376_43516_6629.N1	27-JUN-2010 03:40:16	Bright	44.500	89	5Alp Cep	2.4510	8000.0	89	43516	No
42	GOM_NL__2PRFIN20100627_034726_000000482090_00376_43516_6630.N1	27-JUN-2010 03:47:26	Bright	47.500	74	11Bet Cas	2.2680	6600.0	95	43516	No

43	GOM_NL__2PRFIN20100627_034903_000000492090_00376_43516_6631.N1	27-JUN-2010 03:49:03	Bright	49.000	68	18Alp Cas	2.2250	4500.0	98	43516	No
44	GOM_NL__2PRFIN20100627_035137_000000552090_00376_43516_6632.N1	27-JUN-2010 03:51:37	Bright	55.000	160	23Gam Per	2.9300	4700.0	110	43516	No
45	GOM_NL__2PRFIN20100627_035502_000000492090_00376_43516_6633.N1	27-JUN-2010 03:55:02	Bright	48.500	73	57Gam1And	2.2600	13100.	97	43516	No
46	GOM_NL__2PRFIN20100627_035732_000000472090_00376_43516_6634.N1	27-JUN-2010 03:57:32	Tw_i_and_stray	47.000	173	4Bet Tri	3.0040	8900.0	94	43516	No
47	GOM_NL__2PRFIN20100627_040133_000000542090_00376_43516_6635.N1	27-JUN-2010 04:01:33	Dark	54.000	50	13Alp Ari	2.0070	4250.0	108	43516	No
48	GOM_NL__2PRFIN20100627_040627_000000392090_00376_43516_6636.N1	27-JUN-2010 04:06:27	Dark	38.500	94	92Alp Cet	2.5260	3100.0	77	43516	No
49	GOM_NL__2PRFIN20100627_042508_000000492090_00377_43517_6626.N1	27-JUN-2010 04:25:08	Dark	48.500	84	Alp Phe	2.3970	4500.0	97	43517	No
50	GOM_NL__2PRFIN20100627_043138_000000522090_00377_43517_6627.N1	27-JUN-2010 04:31:38	Straylight	51.500	63	Bet Gru	2.1500	2800.0	103	43517	No
51	GOM_NL__2PRFIN20100627_043338_000000502090_00377_43517_6628.N1	27-JUN-2010 04:33:38	Straylight	49.500	31	Alp Gru	1.7340	15200.	99	43517	No
52	GOM_NL__2PRFIN20100627_043624_000000432090_00377_43517_6629.N1	27-JUN-2010 04:36:24	Straylight	43.000	45	Alp Pav	1.9400	26000.	86	43517	No
53	GOM_NL__2PRFIN20100627_044526_000000432090_00377_43517_6630.N1	27-JUN-2010 04:45:26	Tw_i_and_stray	43.000	38	20Eps Sgr	1.8360	11000.	86	43517	No
54	GOM_NL__2PRFIN20100627_044649_000000482090_00377_43517_6631.N1	27-JUN-2010 04:46:49	Bright	48.000	116	19Del Sgr	2.7000	4100.0	96	43517	No
55	GOM_NL__2PRFIN20100627_044857_000000492090_00377_43517_6632.N1	27-JUN-2010 04:48:57	Bright	48.500	155	41Pi Sgr	2.9000	6600.0	97	43517	No
56	GOM_NL__2PRFIN20100627_045732_000000392090_00377_43517_6633.N1	27-JUN-2010 04:57:32	Bright	38.500	126	60Bet Oph	2.7700	4250.0	77	43517	No
57	GOM_NL__2PRFIN20100627_045954_000000562090_00377_43517_6634.N1	27-JUN-2010 04:59:54	Bright	56.000	59	55Alp Oph	2.0800	8900.0	112	43517	No
58	GOM_NL__2PRFIN20100627_050911_000000472090_00377_43517_6635.N1	27-JUN-2010 05:09:11	Bright	47.000	5	3Alp Lyr	0.033000	11000.	94	43517	No
59	GOM_NL__2PRFIN20100627_051128_000000392090_00377_43517_6636.N1	27-JUN-2010 05:11:28	Bright	39.000	130	23Bet Dra	2.7990	5800.0	78	43517	No
60	GOM_NL__2PRFIN20100627_052051_000000472090_00377_43517_6637.N1	27-JUN-2010 05:20:51	Bright	46.500	89	5Alp Cep	2.4510	8000.0	93	43517	No
61	GOM_NL__2PRFIN20100627_052802_000000492090_00377_43517_6638.N1	27-JUN-2010 05:28:02	Bright	48.500	74	11Bet Cas	2.2680	6600.0	97	43517	No
62	GOM_NL__2PRFIN20100627_052938_000000492090_00377_43517_6639.N1	27-JUN-2010 05:29:38	Bright	48.500	68	18Alp Cas	2.2250	4500.0	97	43517	No
63	GOM_NL__2PRFIN20100627_053212_000000552090_00377_43517_6640.N1	27-JUN-2010 05:32:12	Bright	55.000	160	23Gam Per	2.9300	4700.0	110	43517	No
64	GOM_NL__2PRFIN20100627_053537_000000472090_00377_43517_6641.N1	27-JUN-2010 05:35:37	Bright	46.500	73	57Gam1And	2.2600	13100.	93	43517	No
65	GOM_NL__2PRFIN20100627_053808_000000472090_00377_43517_6642.N1	27-JUN-2010 05:38:08	Tw_i_and_stray	46.500	173	4Bet Tri	3.0040	8900.0	93	43517	No
66	GOM_NL__2PRFIN20100627_054209_000000542090_00377_43517_6643.N1	27-JUN-2010 05:42:09	Dark	54.000	50	13Alp Ari	2.0070	4250.0	108	43517	No
67	GOM_NL__2PRFIN20100627_054703_000000382090_00377_43517_6644.N1	27-JUN-2010 05:47:03	Dark	38.000	94	92Alp Cet	2.5260	3100.0	76	43517	No
68	GOM_NL__2PRFIN20100627_060545_000000462090_00378_43518_6634.N1	27-JUN-2010 06:05:45	Dark	45.500	84	Alp Phe	2.3970	4500.0	91	43518	No
69	GOM_NL__2PRFIN20100627_061215_000000532090_00378_43518_6635.N1	27-JUN-2010 06:12:15	Straylight	52.500	63	Bet Gru	2.1500	2800.0	105	43518	No
70	GOM_NL__2PRFIN20100627_061415_000000502090_00378_43518_6636.N1	27-JUN-2010 06:14:15	Straylight	50.000	31	Alp Gru	1.7340	15200.	100	43518	No
71	GOM_NL__2PRFIN20100627_061701_000000412090_00378_43518_6637.N1	27-JUN-2010 06:17:01	Straylight	40.500	45	Alp Pav	1.9400	26000.	81	43518	No
72	GOM_NL__2PRFIN20100627_062602_000000492090_00378_43518_6638.N1	27-JUN-2010 06:26:02	Tw_i_and_stray	48.500	38	20Eps Sgr	1.8360	11000.	97	43518	No
73	GOM_NL__2PRFIN20100627_062726_000000482090_00378_43518_6639.N1	27-JUN-2010 06:27:26	Bright	48.000	116	19Del Sgr	2.7000	4100.0	96	43518	No
74	GOM_NL__2PRFIN20100627_062934_000000492090_00378_43518_6640.N1	27-JUN-2010 06:29:34	Bright	48.500	155	41Pi Sgr	2.9000	6600.0	97	43518	No
75	GOM_NL__2PRFIN20100627_063808_000000392090_00378_43518_6641.N1	27-JUN-2010 06:38:08	Bright	38.500	126	60Bet Oph	2.7700	4250.0	77	43518	No
76	GOM_NL__2PRFIN20100627_064030_000000402090_00378_43518_6642.N1	27-JUN-2010 06:40:30	Bright	39.500	59	55Alp Oph	2.0800	8900.0	79	43518	No
77	GOM_NL__2PRFIN20100627_064946_000000472090_00378_43518_6643.N1	27-JUN-2010 06:49:46	Bright	47.000	5	3Alp Lyr	0.033000	11000.	94	43518	No
78	GOM_NL__2PRFIN20100627_065204_000000392090_00378_43518_6644.N1	27-JUN-2010 06:52:04	Bright	38.500	130	23Bet Dra	2.7990	5800.0	77	43518	No
79	GOM_NL__2PRFIN20100627_070127_000000452090_00378_43518_6645.N1	27-JUN-2010 07:01:27	Bright	44.500	89	5Alp Cep	2.4510	8000.0	89	43518	No
80	GOM_NL__2PRFIN20100627_070837_000000462090_00378_43518_6646.N1	27-JUN-2010 07:08:37	Bright	45.500	74	11Bet Cas	2.2680	6600.0	91	43518	No
81	GOM_NL__2PRFIN20100627_071014_000000482090_00378_43518_6647.N1	27-JUN-2010 07:10:14	Bright	48.000	68	18Alp Cas	2.2250	4500.0	96	43518	No
82	GOM_NL__2PRFIN20100627_071249_000000362090_00378_43518_6648.N1	27-JUN-2010 07:12:49	Bright	36.000	160	23Gam Per	2.9300	4700.0	72	43518	No
83	GOM_NL__2PRFIN20100627_071613_000000482090_00378_43518_6649.N1	27-JUN-2010 07:16:13	Bright	48.000	73	57Gam1And	2.2600	13100.	96	43518	No
84	GOM_NL__2PRFIN20100627_071844_000000482090_00378_43518_6650.N1	27-JUN-2010 07:18:44	Tw_i_and_stray	47.500	173	4Bet Tri	3.0040	8900.0	95	43518	No
85	GOM_NL__2PRFIN20100627_072246_000000522090_00378_43518_6651.N1	27-JUN-2010 07:22:46	Dark	52.000	50	13Alp Ari	2.0070	4250.0	104	43518	No
86	GOM_NL__2PRFIN20100627_072739_000000392090_00378_43518_6652.N1	27-JUN-2010 07:27:39	Dark	39.000	94	92Alp Cet	2.5260	3100.0	78	43518	No
87	GOM_NL__2PRFIN20100627_074622_000000552090_00379_43519_6642.N1	27-JUN-2010 07:46:22	Dark	54.500	84	Alp Phe	2.3970	4500.0	109	43519	No
88	GOM_NL__2PRFIN20100627_075252_000000652090_00379_43519_6643.N1	27-JUN-2010 07:52:52	Straylight	64.500	63	Bet Gru	2.1500	2800.0	129	43519	No
89	GOM_NL__2PRFIN20100627_075452_000000502090_00379_43519_6644.N1	27-JUN-2010 07:54:52	Straylight	49.500	31	Alp Gru	1.7340	15200.	99	43519	No
90	GOM_NL__2PRFIN20100627_075737_000000452090_00379_43519_6645.N1	27-JUN-2010 07:57:37	Straylight	45.000	45	Alp Pav	1.9400	26000.	90	43519	No
91	GOM_NL__2PRFIN20100627_080639_000000472090_00379_43519_6646.N1	27-JUN-2010 08:06:39	Tw_i_and_stray	47.000	38	20Eps Sgr	1.8360	11000.	94	43519	No
92	GOM_NL__2PRFIN20100627_080802_000000512090_00379_43519_6647.N1	27-JUN-2010 08:08:02	Bright	51.000	116	19Del Sgr	2.7000	4100.0	102	43519	No
93	GOM_NL__2PRFIN20100627_081010_000000472090_00379_43519_6648.N1	27-JUN-2010 08:10:10	Bright	47.000	155	41Pi Sgr	2.9000	6600.0	94	43519	No
94	GOM_NL__2PRFIN20100627_081844_000000392090_00379_43519_6649.N1	27-JUN-2010 08:18:44	Bright	38.500	126	60Bet Oph	2.7700	4250.0	77	43519	No
95	GOM_NL__2PRFIN20100627_082106_000000392090_00379_43519_6650.N1	27-JUN-2010 08:21:06	Bright	38.500	59	55Alp Oph	2.0800	8900.0	77	43519	No
96	GOM_NL__2PRFIN20100627_083021_000000522090_00379_43519_6651.N1	27-JUN-2010 08:30:21	Bright	51.500	5	3Alp Lyr	0.033000	11000.	103	43519	No
97	GOM_NL__2PRFIN20100627_083239_000000392090_00379_43519_6652.N1	27-JUN-2010 08:32:39	Bright	38.500	130	23Bet Dra	2.7990	5800.0	77	43519	No
98	GOM_NL__2PRFIN20100627_084202_000000482090_00379_43519_6653.N1	27-JUN-2010 08:42:02	Bright	48.000	89	5Alp Cep	2.4510	8000.0	96	43519	No
99	GOM_NL__2PRFIN20100627_084913_000000492090_00379_43519_6654.N1	27-JUN-2010 08:49:13	Bright	48.500	74	11Bet Cas	2.2680	6600.0	97	43519	No
100	GOM_NL__2PRFIN20100627_085050_000000512090_00379_43519_6655.N1	27-JUN-2010 08:50:50	Bright	50.500	68	18Alp Cas	2.2250	4500.0	101	43519	No
101	GOM_NL__2PRFIN20100627_085324_000000352090_00379_43519_6656.N1	27-JUN-2010 08:53:24	Bright	35.000	160	23Gam Per	2.9300	4700.0	70	43519	No

102	GOM_NL__2PRFIN20100627_085649_000000512090_00379_43519_6657.N1	27-JUN-2010 08:56:49	Bright	51.000	73	57Gam1And	2.2600	13100.	102	43519	No
103	GOM_NL__2PRFIN20100627_085920_000000472090_00379_43519_6658.N1	27-JUN-2010 08:59:20	Twilight	47.000	173	4Bet Tri	3.0040	8900.0	94	43519	No
104	GOM_NL__2PRFIN20100627_090322_000000562090_00379_43519_6659.N1	27-JUN-2010 09:03:22	Dark	56.000	50	13Alp Ari	2.0070	4250.0	112	43519	No
105	GOM_NL__2PRFIN20100627_090815_000000442090_00379_43519_6660.N1	27-JUN-2010 09:08:15	Dark	43.500	94	92Alp Cet	2.5260	3100.0	87	43519	No
106	GOM_NL__2PRFIN20100627_092659_000000542090_00380_43520_6670.N1	27-JUN-2010 09:26:59	Dark	53.500	84	Alp Phe	2.3970	4500.0	107	43520	No
107	GOM_NL__2PRFIN20100627_093329_000000622090_00380_43520_6671.N1	27-JUN-2010 09:33:29	Straylight	61.500	63	Bet Gru	2.1500	2800.0	123	43520	No
108	GOM_NL__2PRFIN20100627_093529_000000482090_00380_43520_6672.N1	27-JUN-2010 09:35:29	Straylight	48.000	31	Alp Gru	1.7340	15200.	96	43520	No
109	GOM_NL__2PRFIN20100627_093814_000000422090_00380_43520_6673.N1	27-JUN-2010 09:38:14	Straylight	41.500	45	Alp Pav	1.9400	26000.	83	43520	No
110	GOM_NL__2PRFIN20100627_094715_000000442090_00380_43520_6674.N1	27-JUN-2010 09:47:15	Twilight	43.500	38	20Eps Sgr	1.8360	11000.	87	43520	No
111	GOM_NL__2PRFIN20100627_094838_000000532090_00380_43520_6675.N1	27-JUN-2010 09:48:38	Bright	53.000	116	19Del Sgr	2.7000	4100.0	106	43520	No
112	GOM_NL__2PRFIN20100627_094952_000000442090_00380_43520_6676.N1	27-JUN-2010 09:49:52	Bright	43.500	137	22Lam Sgr	2.8240	4400.0	87	43520	No
113	GOM_NL__2PRFIN20100627_095920_000000392090_00380_43520_6677.N1	27-JUN-2010 09:59:20	Bright	38.500	126	60Bet Oph	2.7700	4250.0	77	43520	No
114	GOM_NL__2PRFIN20100627_100142_000000392090_00380_43520_6678.N1	27-JUN-2010 10:01:42	Bright	39.000	59	55Alp Oph	2.0800	8900.0	78	43520	No
115	GOM_NL__2PRFIN20100627_101057_000000512090_00380_43520_6679.N1	27-JUN-2010 10:10:57	Bright	51.000	5	3Alp Lyr	0.033000	11000.	102	43520	No
116	GOM_NL__2PRFIN20100627_101315_000000392090_00380_43520_6680.N1	27-JUN-2010 10:13:15	Bright	38.500	130	23Bet Dra	2.7990	5800.0	77	43520	No
117	GOM_NL__2PRFIN20100627_102237_000000482090_00380_43520_6681.N1	27-JUN-2010 10:22:37	Bright	47.500	89	5Alp Cep	2.4510	8000.0	95	43520	No
118	GOM_NL__2PRFIN20100627_102948_000000452090_00380_43520_6682.N1	27-JUN-2010 10:29:48	Bright	44.500	74	11Bet Cas	2.2680	6600.0	89	43520	No
119	GOM_NL__2PRFIN20100627_103125_000000492090_00380_43520_6683.N1	27-JUN-2010 10:31:25	Bright	49.000	68	18Alp Cas	2.2250	4500.0	98	43520	No
120	GOM_NL__2PRFIN20100627_103400_000000552090_00380_43520_6684.N1	27-JUN-2010 10:34:00	Bright	55.000	160	23Gam Per	2.9300	4700.0	110	43520	No
121	GOM_NL__2PRFIN20100627_103725_000000472090_00380_43520_6685.N1	27-JUN-2010 10:37:25	Bright	47.000	73	57Gam1And	2.2600	13100.	94	43520	No
122	GOM_NL__2PRFIN20100627_103956_000000472090_00380_43520_6686.N1	27-JUN-2010 10:39:56	Twilight	47.000	173	4Bet Tri	3.0040	8900.0	94	43520	No
123	GOM_NL__2PRFIN20100627_104358_000000572090_00380_43520_6687.N1	27-JUN-2010 10:43:58	Dark	57.000	50	13Alp Ari	2.0070	4250.0	114	43520	No
124	GOM_NL__2PRFIN20100627_104851_000000472090_00380_43520_6688.N1	27-JUN-2010 10:48:51	Dark	47.000	94	92Alp Cet	2.5260	3100.0	94	43520	No
125	GOM_NL__2PRFIN20100627_110735_000000572090_00381_43521_6678.N1	27-JUN-2010 11:07:35	Dark	56.500	84	Alp Phe	2.3970	4500.0	113	43521	No
126	GOM_NL__2PRFIN20100627_111406_000000672090_00381_43521_6679.N1	27-JUN-2010 11:14:06	Straylight	67.000	63	Bet Gru	2.1500	2800.0	134	43521	No
127	GOM_NL__2PRFIN20100627_111605_000000502090_00381_43521_6680.N1	27-JUN-2010 11:16:05	Straylight	50.000	31	Alp Gru	1.7340	15200.	100	43521	No
128	GOM_NL__2PRFIN20100627_111850_000000432090_00381_43521_6681.N1	27-JUN-2010 11:18:50	Straylight	43.000	45	Alp Pav	1.9400	26000.	86	43521	No
129	GOM_NL__2PRFIN20100627_112751_000000462090_00381_43521_6682.N1	27-JUN-2010 11:27:51	Twilight	45.500	38	20Eps Sgr	1.8360	11000.	91	43521	No
130	GOM_NL__2PRFIN20100627_112914_000000492090_00381_43521_6683.N1	27-JUN-2010 11:29:14	Bright	48.500	116	19Del Sgr	2.7000	4100.0	97	43521	No
131	GOM_NL__2PRFIN20100627_113028_000000542090_00381_43521_6684.N1	27-JUN-2010 11:30:28	Bright	53.500	137	22Lam Sgr	2.8240	4400.0	107	43521	No
132	GOM_NL__2PRFIN20100627_113956_000000422090_00381_43521_6685.N1	27-JUN-2010 11:39:56	Bright	41.500	126	60Bet Oph	2.7700	4250.0	83	43521	No
133	GOM_NL__2PRFIN20100627_114218_000000392090_00381_43521_6686.N1	27-JUN-2010 11:42:18	Bright	38.500	59	55Alp Oph	2.0800	8900.0	77	43521	No
134	GOM_NL__2PRFIN20100627_115132_000000492090_00381_43521_6687.N1	27-JUN-2010 11:51:32	Bright	49.000	5	3Alp Lyr	0.033000	11000.	98	43521	No
135	GOM_NL__2PRFIN20100627_115350_000000402090_00381_43521_6688.N1	27-JUN-2010 11:53:50	Bright	40.000	130	23Bet Dra	2.7990	5800.0	80	43521	No
136	GOM_NL__2PRFIN20100627_121024_000000492090_00381_43521_6689.N1	27-JUN-2010 12:10:24	Bright	48.500	74	11Bet Cas	2.2680	6600.0	97	43521	No
137	GOM_NL__2PRFIN20100627_121201_000000462090_00381_43521_6690.N1	27-JUN-2010 12:12:01	Bright	45.500	68	18Alp Cas	2.2250	4500.0	91	43521	No
138	GOM_NL__2PRFIN20100627_121436_000000362090_00381_43521_6691.N1	27-JUN-2010 12:14:36	Bright	35.500	160	23Gam Per	2.9300	4700.0	71	43521	No
139	GOM_NL__2PRFIN20100627_121801_000000532090_00381_43521_6692.N1	27-JUN-2010 12:18:01	Bright	53.000	73	57Gam1And	2.2600	13100.	106	43521	No
140	GOM_NL__2PRFIN20100627_122032_000000492090_00381_43521_6693.N1	27-JUN-2010 12:20:32	Twilight	49.000	173	4Bet Tri	3.0040	8900.0	98	43521	No
141	GOM_NL__2PRFIN20100627_122434_000000552090_00381_43521_6694.N1	27-JUN-2010 12:24:34	Dark	55.000	50	13Alp Ari	2.0070	4250.0	110	43521	No
142	GOM_NL__2PRFIN20100627_122928_000000472090_00381_43521_6695.N1	27-JUN-2010 12:29:28	Dark	47.000	94	92Alp Cet	2.5260	3100.0	94	43521	No
143	GOM_NL__2PRFIN20100627_124812_000000502090_00382_43522_6686.N1	27-JUN-2010 12:48:12	Dark	50.000	84	Alp Phe	2.3970	4500.0	100	43522	No
144	GOM_NL__2PRFIN20100627_125443_000000532090_00382_43522_6687.N1	27-JUN-2010 12:54:43	Straylight	52.500	63	Bet Gru	2.1500	2800.0	105	43522	No
145	GOM_NL__2PRFIN20100627_125642_000000502090_00382_43522_6688.N1	27-JUN-2010 12:56:42	Straylight	49.500	31	Alp Gru	1.7340	15200.	99	43522	No
146	GOM_NL__2PRFIN20100627_125927_000000442090_00382_43522_6689.N1	27-JUN-2010 12:59:27	Straylight	43.500	45	Alp Pav	1.9400	26000.	87	43522	No
147	GOM_NL__2PRFIN20100627_130827_000000442090_00382_43522_6690.N1	27-JUN-2010 13:08:27	Twilight	43.500	38	20Eps Sgr	1.8360	11000.	87	43522	No
148	GOM_NL__2PRFIN20100627_130950_000000532090_00382_43522_6691.N1	27-JUN-2010 13:09:50	Bright	53.000	116	19Del Sgr	2.7000	4100.0	106	43522	No
149	GOM_NL__2PRFIN20100627_131158_000000472090_00382_43522_6692.N1	27-JUN-2010 13:11:58	Bright	47.000	155	41Pi Sgr	2.9000	6600.0	94	43522	No
150	GOM_NL__2PRFIN20100627_132032_000000392090_00382_43522_6693.N1	27-JUN-2010 13:20:32	Bright	39.000	126	60Bet Oph	2.7700	4250.0	78	43522	No
151	GOM_NL__2PRFIN20100627_132253_000000382090_00382_43522_6694.N1	27-JUN-2010 13:22:53	Bright	37.500	59	55Alp Oph	2.0800	8900.0	75	43522	No
152	GOM_NL__2PRFIN20100627_133207_000000492090_00382_43522_6695.N1	27-JUN-2010 13:32:07	Bright	48.500	5	3Alp Lyr	0.033000	11000.	97	43522	No
153	GOM_NL__2PRFIN20100627_133426_000000402090_00382_43522_6696.N1	27-JUN-2010 13:34:26	Bright	39.500	130	23Bet Dra	2.7990	5800.0	79	43522	No
154	GOM_NL__2PRFIN20100627_134347_000000482090_00382_43522_6697.N1	27-JUN-2010 13:43:47	Bright	47.500	89	5Alp Cep	2.4510	8000.0	95	43522	No
155	GOM_NL__2PRFIN20100627_135059_000000482090_00382_43522_6698.N1	27-JUN-2010 13:50:59	Bright	48.000	74	11Bet Cas	2.2680	6600.0	96	43522	No
156	GOM_NL__2PRFIN20100627_135236_000000482090_00382_43522_6699.N1	27-JUN-2010 13:52:36	Bright	48.000	68	18Alp Cas	2.2250	4500.0	96	43522	No
157	GOM_NL__2PRFIN20100627_135512_000000552090_00382_43522_6700.N1	27-JUN-2010 13:55:12	Bright	55.000	160	23Gam Per	2.9300	4700.0	110	43522	No
158	GOM_NL__2PRFIN20100627_135837_000000602090_00382_43522_6701.N1	27-JUN-2010 13:58:37	Bright	59.500	73	57Gam1And	2.2600	13100.	119	43522	No
159	GOM_NL__2PRFIN20100627_140108_000000452090_00382_43522_6702.N1	27-JUN-2010 14:01:08	Twilight	45.000	173	4Bet Tri	3.0040	8900.0	90	43522	No
160	GOM_NL__2PRFIN20100627_140511_000000532090_00382_43522_6703.N1	27-JUN-2010 14:05:11	Dark	52.500	50	13Alp Ari	2.0070	4250.0	105	43522	No



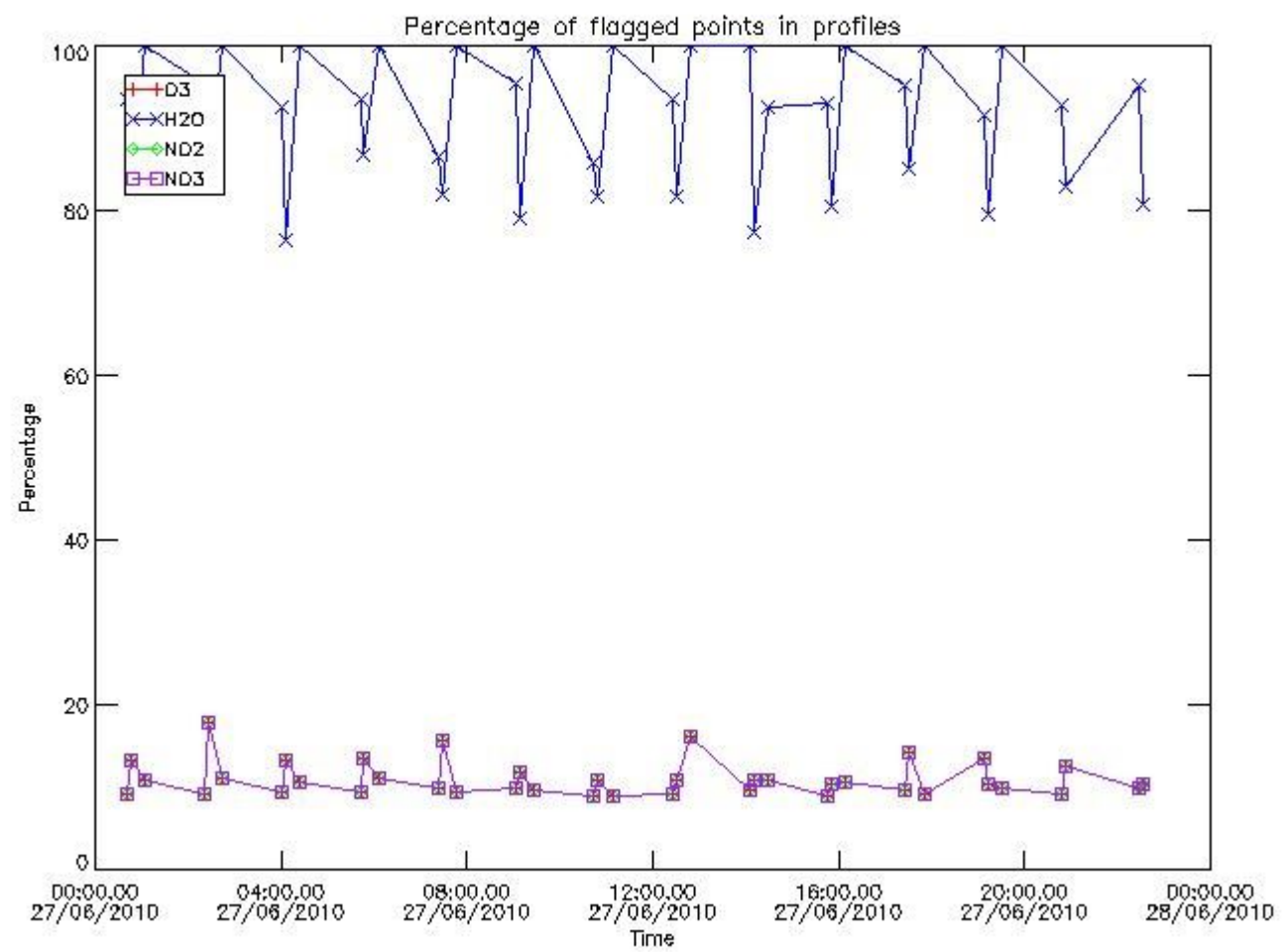
161	GOM_NL__2PRFIN20100627_141004_000000472090_00382_43522_6704.N1	27-JUN-2010 14:10:04	Dark	47.000	94	92Alp Cet	2.5260	3100.0	94	43522	No
162	GOM_NL__2PRFIN20100627_142849_000000482090_00383_43523_6694.N1	27-JUN-2010 14:28:49	Dark	47.500	84	Alp Phe	2.3970	4500.0	95	43523	No
163	GOM_NL__2PRFIN20100627_143519_000000512090_00383_43523_6695.N1	27-JUN-2010 14:35:19	Straylight	51.000	63	Bet Gru	2.1500	2800.0	102	43523	No
164	GOM_NL__2PRFIN20100627_143719_000000512090_00383_43523_6696.N1	27-JUN-2010 14:37:19	Straylight	50.500	31	Alp Gru	1.7340	15200.	101	43523	No
165	GOM_NL__2PRFIN20100627_144003_000000432090_00383_43523_6697.N1	27-JUN-2010 14:40:03	Straylight	42.500	45	Alp Pav	1.9400	26000.	85	43523	No
166	GOM_NL__2PRFIN20100627_144903_000000442090_00383_43523_6698.N1	27-JUN-2010 14:49:03	Twi_and_stray	43.500	38	20Eps Sgr	1.8360	11000.	87	43523	No
167	GOM_NL__2PRFIN20100627_145027_000000562090_00383_43523_6699.N1	27-JUN-2010 14:50:27	Bright	56.000	116	19Del Sgr	2.7000	4100.0	112	43523	No
168	GOM_NL__2PRFIN20100627_145234_000000482090_00383_43523_6700.N1	27-JUN-2010 14:52:34	Bright	48.000	155	41Pi Sgr	2.9000	6600.0	96	43523	No
169	GOM_NL__2PRFIN20100627_150107_000000412090_00383_43523_6701.N1	27-JUN-2010 15:01:07	Bright	40.500	126	60Bet Oph	2.7700	4250.0	81	43523	No
170	GOM_NL__2PRFIN20100627_150329_000000402090_00383_43523_6702.N1	27-JUN-2010 15:03:29	Bright	39.500	59	55Alp Oph	2.0800	8900.0	79	43523	No
171	GOM_NL__2PRFIN20100627_151243_000000422090_00383_43523_6703.N1	27-JUN-2010 15:12:43	Bright	41.500	5	3Alp Lyr	0.033000	11000.	83	43523	No
172	GOM_NL__2PRFIN20100627_151502_000000532090_00383_43523_6704.N1	27-JUN-2010 15:15:02	Bright	52.500	130	23Bet Dra	2.7990	5800.0	105	43523	No
173	GOM_NL__2PRFIN20100627_152423_000000472090_00383_43523_6705.N1	27-JUN-2010 15:24:23	Bright	47.000	89	5Alp Cep	2.4510	8000.0	94	43523	No
174	GOM_NL__2PRFIN20100627_153135_000000572090_00383_43523_6706.N1	27-JUN-2010 15:31:35	Bright	56.500	74	11Bet Cas	2.2680	6600.0	113	43523	No
175	GOM_NL__2PRFIN20100627_153312_000000662090_00383_43523_6707.N1	27-JUN-2010 15:33:12	Bright	66.000	68	18Alp Cas	2.2250	4500.0	132	43523	No
176	GOM_NL__2PRFIN20100627_153548_000000362090_00383_43523_6708.N1	27-JUN-2010 15:35:48	Bright	35.500	160	23Gam Per	2.9300	4700.0	71	43523	No
177	GOM_NL__2PRFIN20100627_153913_000000472090_00383_43523_6709.N1	27-JUN-2010 15:39:13	Bright	47.000	73	57Gam1And	2.2600	13100.	94	43523	No
178	GOM_NL__2PRFIN20100627_154144_000000472090_00383_43523_6710.N1	27-JUN-2010 15:41:44	Twi_and_stray	46.500	173	4Bet Tri	3.0040	8900.0	93	43523	No
179	GOM_NL__2PRFIN20100627_154547_000000572090_00383_43523_6711.N1	27-JUN-2010 15:45:47	Dark	57.000	50	13Alp Ari	2.0070	4250.0	114	43523	No
180	GOM_NL__2PRFIN20100627_155041_000000492090_00383_43523_6712.N1	27-JUN-2010 15:50:41	Dark	49.000	94	92Alp Cet	2.5260	3100.0	98	43523	No
181	GOM_NL__2PRFIN20100627_160926_000000492090_00384_43524_6702.N1	27-JUN-2010 16:09:26	Dark	48.500	84	Alp Phe	2.3970	4500.0	97	43524	No
182	GOM_NL__2PRFIN20100627_161556_000000512090_00384_43524_6703.N1	27-JUN-2010 16:15:56	Straylight	51.000	63	Bet Gru	2.1500	2800.0	102	43524	No
183	GOM_NL__2PRFIN20100627_161756_000000502090_00384_43524_6704.N1	27-JUN-2010 16:17:56	Straylight	50.000	31	Alp Gru	1.7340	15200.	100	43524	No
184	GOM_NL__2PRFIN20100627_162039_000000422090_00384_43524_6705.N1	27-JUN-2010 16:20:39	Straylight	41.500	45	Alp Pav	1.9400	26000.	83	43524	No
185	GOM_NL__2PRFIN20100627_162939_000000462090_00384_43524_6706.N1	27-JUN-2010 16:29:39	Twi_and_stray	45.500	38	20Eps Sgr	1.8360	11000.	91	43524	No
186	GOM_NL__2PRFIN20100627_163103_000000562090_00384_43524_6707.N1	27-JUN-2010 16:31:03	Bright	56.000	116	19Del Sgr	2.7000	4100.0	112	43524	No
187	GOM_NL__2PRFIN20100627_163310_000000482090_00384_43524_6708.N1	27-JUN-2010 16:33:10	Bright	48.000	155	41Pi Sgr	2.9000	6600.0	96	43524	No
188	GOM_NL__2PRFIN20100627_164144_000000402090_00384_43524_6709.N1	27-JUN-2010 16:41:44	Bright	39.500	126	60Bet Oph	2.7700	4250.0	79	43524	No
189	GOM_NL__2PRFIN20100627_164405_000000412090_00384_43524_6710.N1	27-JUN-2010 16:44:05	Bright	41.000	59	55Alp Oph	2.0800	8900.0	82	43524	No
190	GOM_NL__2PRFIN20100627_165318_000000482090_00384_43524_6711.N1	27-JUN-2010 16:53:18	Bright	48.000	5	3Alp Lyr	0.033000	11000.	96	43524	No
191	GOM_NL__2PRFIN20100627_165538_000000382090_00384_43524_6712.N1	27-JUN-2010 16:55:38	Bright	38.000	130	23Bet Dra	2.7990	5800.0	76	43524	No
192	GOM_NL__2PRFIN20100627_170458_000000492090_00384_43524_6713.N1	27-JUN-2010 17:04:58	Bright	49.000	89	5Alp Cep	2.4510	8000.0	98	43524	No
193	GOM_NL__2PRFIN20100627_171210_000000682090_00384_43524_6714.N1	27-JUN-2010 17:12:10	Bright	68.000	74	11Bet Cas	2.2680	6600.0	136	43524	No
194	GOM_NL__2PRFIN20100627_171347_000000472090_00384_43524_6715.N1	27-JUN-2010 17:13:47	Bright	47.000	68	18Alp Cas	2.2250	4500.0	94	43524	No
195	GOM_NL__2PRFIN20100627_171624_000000372090_00384_43524_6716.N1	27-JUN-2010 17:16:24	Bright	37.000	160	23Gam Per	2.9300	4700.0	74	43524	No
196	GOM_NL__2PRFIN20100627_171949_000000492090_00384_43524_6717.N1	27-JUN-2010 17:19:49	Bright	48.500	73	57Gam1And	2.2600	13100.	97	43524	No
197	GOM_NL__2PRFIN20100627_172221_000000472090_00384_43524_6718.N1	27-JUN-2010 17:22:21	Twi_and_stray	47.000	173	4Bet Tri	3.0040	8900.0	94	43524	No
198	GOM_NL__2PRFIN20100627_172623_000000542090_00384_43524_6719.N1	27-JUN-2010 17:26:23	Dark	53.500	50	13Alp Ari	2.0070	4250.0	107	43524	No
199	GOM_NL__2PRFIN20100627_173117_000000542090_00384_43524_6720.N1	27-JUN-2010 17:31:17	Dark	54.000	94	92Alp Cet	2.5260	3100.0	108	43524	No
200	GOM_NL__2PRFIN20100627_175003_000000562090_00385_43525_6710.N1	27-JUN-2010 17:50:03	Dark	56.000	84	Alp Phe	2.3970	4500.0	112	43525	No
201	GOM_NL__2PRFIN20100627_175633_000000542090_00385_43525_6711.N1	27-JUN-2010 17:56:33	Straylight	53.500	63	Bet Gru	2.1500	2800.0	107	43525	No
202	GOM_NL__2PRFIN20100627_175833_000000492090_00385_43525_6712.N1	27-JUN-2010 17:58:33	Straylight	48.500	31	Alp Gru	1.7340	15200.	97	43525	No
203	GOM_NL__2PRFIN20100627_180116_000000412090_00385_43525_6713.N1	27-JUN-2010 18:01:16	Straylight	41.000	45	Alp Pav	1.9400	26000.	82	43525	No
204	GOM_NL__2PRFIN20100627_181016_000000442090_00385_43525_6714.N1	27-JUN-2010 18:10:16	Twi_and_stray	44.000	38	20Eps Sgr	1.8360	11000.	88	43525	No
205	GOM_NL__2PRFIN20100627_181139_000000532090_00385_43525_6715.N1	27-JUN-2010 18:11:39	Bright	52.500	116	19Del Sgr	2.7000	4100.0	105	43525	No
206	GOM_NL__2PRFIN20100627_181347_000000482090_00385_43525_6716.N1	27-JUN-2010 18:13:47	Bright	47.500	155	41Pi Sgr	2.9000	6600.0	95	43525	No
207	GOM_NL__2PRFIN20100627_182220_000000382090_00385_43525_6717.N1	27-JUN-2010 18:22:20	Bright	38.000	126	60Bet Oph	2.7700	4250.0	76	43525	No
208	GOM_NL__2PRFIN20100627_182441_000000382090_00385_43525_6718.N1	27-JUN-2010 18:24:41	Bright	38.000	59	55Alp Oph	2.0800	8900.0	76	43525	No
209	GOM_NL__2PRFIN20100627_183354_000000442090_00385_43525_6719.N1	27-JUN-2010 18:33:54	Bright	44.000	5	3Alp Lyr	0.033000	11000.	88	43525	No
210	GOM_NL__2PRFIN20100627_183613_000000392090_00385_43525_6720.N1	27-JUN-2010 18:36:13	Bright	39.000	130	23Bet Dra	2.7990	5800.0	78	43525	No
211	GOM_NL__2PRFIN20100627_184533_000000482090_00385_43525_6721.N1	27-JUN-2010 18:45:33	Bright	48.000	89	5Alp Cep	2.4510	8000.0	96	43525	No
212	GOM_NL__2PRFIN20100627_185246_000000682090_00385_43525_6722.N1	27-JUN-2010 18:52:46	Bright	68.000	74	11Bet Cas	2.2680	6600.0	136	43525	No
213	GOM_NL__2PRFIN20100627_185423_000000482090_00385_43525_6723.N1	27-JUN-2010 18:54:23	Bright	47.500	68	18Alp Cas	2.2250	4500.0	95	43525	No
214	GOM_NL__2PRFIN20100627_185700_000000552090_00385_43525_6724.N1	27-JUN-2010 18:57:00	Bright	55.000	160	23Gam Per	2.9300	4700.0	110	43525	No
215	GOM_NL__2PRFIN20100627_190025_000000482090_00385_43525_6725.N1	27-JUN-2010 19:00:25	Bright	48.000	73	57Gam1And	2.2600	13100.	96	43525	No
216	GOM_NL__2PRFIN20100627_190256_000000452090_00385_43525_6726.N1	27-JUN-2010 19:02:56	Twi_and_stray	45.000	173	4Bet Tri	3.0040	8900.0	90	43525	No
217	GOM_NL__2PRFIN20100627_190659_000000612090_00385_43525_6727.N1	27-JUN-2010 19:06:59	Dark	60.500	50	13Alp Ari	2.0070	4250.0	121	43525	No
218	GOM_NL__2PRFIN20100627_191153_000000502090_00385_43525_6728.N1	27-JUN-2010 19:11:53	Dark	49.500	94	92Alp Cet	2.5260	3100.0	99	43525	No
219	GOM_NL__2PRFIN20100627_193040_000000522090_00386_43526_6718.N1	27-JUN-2010 19:30:40	Dark	51.500	84	Alp Phe	2.3970	4500.0	103	43526	No

220	GOM_NL__2PRFIN20100627_193710_000000502090_00386_43526_6719.N1	27-JUN-2010 19:37:10	Straylight	50.000	63	Bet Gru	2.1500	2800.0	100	43526	No
221	GOM_NL__2PRFIN20100627_193910_000000492090_00386_43526_6720.N1	27-JUN-2010 19:39:10	Straylight	49.000	31	Alp Gru	1.7340	15200.	98	43526	No
222	GOM_NL__2PRFIN20100627_194152_000000412090_00386_43526_6721.N1	27-JUN-2010 19:41:52	Straylight	40.500	45	Alp Pav	1.9400	26000.	81	43526	No
223	GOM_NL__2PRFIN20100627_195052_000000452090_00386_43526_6722.N1	27-JUN-2010 19:50:52	Tw_i_and_stray	45.000	38	20Eps Sgr	1.8360	11000.	90	43526	No
224	GOM_NL__2PRFIN20100627_195215_000000512090_00386_43526_6723.N1	27-JUN-2010 19:52:15	Bright	51.000	116	19Del Sgr	2.7000	4100.0	102	43526	No
225	GOM_NL__2PRFIN20100627_195423_000000492090_00386_43526_6724.N1	27-JUN-2010 19:54:23	Bright	48.500	155	41Pi Sgr	2.9000	6600.0	97	43526	No
226	GOM_NL__2PRFIN20100627_200255_000000392090_00386_43526_6725.N1	27-JUN-2010 20:02:55	Bright	38.500	126	60Bet Oph	2.7700	4250.0	77	43526	No
227	GOM_NL__2PRFIN20100627_200517_000000372090_00386_43526_6726.N1	27-JUN-2010 20:05:17	Bright	37.000	59	55Alp Oph	2.0800	8900.0	74	43526	No
228	GOM_NL__2PRFIN20100627_201429_000000482090_00386_43526_6727.N1	27-JUN-2010 20:14:29	Bright	48.000	5	3Alp Lyr	0.033000	11000.	96	43526	No
229	GOM_NL__2PRFIN20100627_201649_000000402090_00386_43526_6728.N1	27-JUN-2010 20:16:49	Bright	39.500	130	23Bet Dra	2.7990	5800.0	79	43526	No
230	GOM_NL__2PRFIN20100627_202608_000000482090_00386_43526_6729.N1	27-JUN-2010 20:26:08	Bright	47.500	89	5Alp Cep	2.4510	8000.0	95	43526	No
231	GOM_NL__2PRFIN20100627_203321_000000462090_00386_43526_6730.N1	27-JUN-2010 20:33:21	Bright	45.500	74	11Bet Cas	2.2680	6600.0	91	43526	No
232	GOM_NL__2PRFIN20100627_203459_000000682090_00386_43526_6731.N1	27-JUN-2010 20:34:59	Bright	68.000	68	18Alp Cas	2.2250	4500.0	136	43526	No
233	GOM_NL__2PRFIN20100627_203736_000000542090_00386_43526_6732.N1	27-JUN-2010 20:37:36	Bright	53.500	160	23Gam Per	2.9300	4700.0	107	43526	No
234	GOM_NL__2PRFIN20100627_204101_000000452090_00386_43526_6733.N1	27-JUN-2010 20:41:01	Bright	45.000	73	57Gam1And	2.2600	13100.	90	43526	No
235	GOM_NL__2PRFIN20100627_204332_000000492090_00386_43526_6734.N1	27-JUN-2010 20:43:32	Tw_i_and_stray	49.000	173	4Bet Tri	3.0040	8900.0	98	43526	No
236	GOM_NL__2PRFIN20100627_204736_000000552090_00386_43526_6735.N1	27-JUN-2010 20:47:36	Dark	55.000	50	13Alp Ari	2.0070	4250.0	110	43526	No
237	GOM_NL__2PRFIN20100627_205229_000000452090_00386_43526_6736.N1	27-JUN-2010 20:52:29	Dark	44.500	94	92Alp Cet	2.5260	3100.0	89	43526	No
238	GOM_NL__2PRFIN20100627_211747_000000522090_00387_43527_6726.N1	27-JUN-2010 21:17:47	Straylight	52.000	63	Bet Gru	2.1500	2800.0	104	43527	No
239	GOM_NL__2PRFIN20100627_211947_000000492090_00387_43527_6727.N1	27-JUN-2010 21:19:47	Straylight	48.500	31	Alp Gru	1.7340	15200.	97	43527	No
240	GOM_NL__2PRFIN20100627_212229_000000422090_00387_43527_6728.N1	27-JUN-2010 21:22:29	Straylight	41.500	45	Alp Pav	1.9400	26000.	83	43527	No
241	GOM_NL__2PRFIN20100627_213128_000000452090_00387_43527_6729.N1	27-JUN-2010 21:31:28	Tw_i_and_stray	44.500	38	20Eps Sgr	1.8360	11000.	89	43527	No
242	GOM_NL__2PRFIN20100627_213251_000000562090_00387_43527_6730.N1	27-JUN-2010 21:32:51	Bright	56.000	116	19Del Sgr	2.7000	4100.0	112	43527	No
243	GOM_NL__2PRFIN20100627_213459_000000482090_00387_43527_6731.N1	27-JUN-2010 21:34:59	Bright	47.500	155	41Pi Sgr	2.9000	6600.0	95	43527	No
244	GOM_NL__2PRFIN20100627_214331_000000392090_00387_43527_6732.N1	27-JUN-2010 21:43:31	Bright	38.500	126	60Bet Oph	2.7700	4250.0	77	43527	No
245	GOM_NL__2PRFIN20100627_214553_000000392090_00387_43527_6733.N1	27-JUN-2010 21:45:53	Bright	38.500	59	55Alp Oph	2.0800	8900.0	77	43527	No
246	GOM_NL__2PRFIN20100627_215504_000000452090_00387_43527_6734.N1	27-JUN-2010 21:55:04	Bright	45.000	5	3Alp Lyr	0.033000	11000.	90	43527	No
247	GOM_NL__2PRFIN20100627_215725_000000402090_00387_43527_6735.N1	27-JUN-2010 21:57:25	Bright	40.000	130	23Bet Dra	2.7990	5800.0	80	43527	No
248	GOM_NL__2PRFIN20100627_220644_000000482090_00387_43527_6736.N1	27-JUN-2010 22:06:44	Bright	47.500	89	5Alp Cep	2.4510	8000.0	95	43527	No
249	GOM_NL__2PRFIN20100627_221356_000000472090_00387_43527_6737.N1	27-JUN-2010 22:13:56	Bright	47.000	74	11Bet Cas	2.2680	6600.0	94	43527	No
250	GOM_NL__2PRFIN20100627_221534_000000492090_00387_43527_6738.N1	27-JUN-2010 22:15:34	Bright	49.000	68	18Alp Cas	2.2250	4500.0	98	43527	No
251	GOM_NL__2PRFIN20100627_221812_000000482090_00387_43527_6739.N1	27-JUN-2010 22:18:12	Bright	48.000	160	23Gam Per	2.9300	4700.0	96	43527	No
252	GOM_NL__2PRFIN20100627_222136_000000582090_00387_43527_6740.N1	27-JUN-2010 22:21:36	Bright	58.000	73	57Gam1And	2.2600	13100.	116	43527	No
253	GOM_NL__2PRFIN20100627_222408_000000472090_00387_43527_6741.N1	27-JUN-2010 22:24:08	Tw_i_and_stray	46.500	173	4Bet Tri	3.0040	8900.0	93	43527	No
254	GOM_NL__2PRFIN20100627_222812_000000522090_00387_43527_6742.N1	27-JUN-2010 22:28:12	Dark	51.500	50	13Alp Ari	2.0070	4250.0	103	43527	No
255	GOM_NL__2PRFIN20100627_223306_000000492090_00387_43527_6743.N1	27-JUN-2010 22:33:06	Dark	49.000	94	92Alp Cet	2.5260	3100.0	98	43527	No
256	GOM_NL__2PRFIN20100627_225824_000000552090_00388_43528_6734.N1	27-JUN-2010 22:58:24	Straylight	54.500	63	Bet Gru	2.1500	2800.0	109	43528	No
257	GOM_NL__2PRFIN20100627_230023_000000512090_00388_43528_6735.N1	27-JUN-2010 23:00:23	Straylight	51.000	31	Alp Gru	1.7340	15200.	102	43528	No
258	GOM_NL__2PRFIN20100627_230305_000000412090_00388_43528_6736.N1	27-JUN-2010 23:03:05	Straylight	40.500	45	Alp Pav	1.9400	26000.	81	43528	No
259	GOM_NL__2PRFIN20100627_231204_000000462090_00388_43528_6737.N1	27-JUN-2010 23:12:04	Tw_i_and_stray	45.500	38	20Eps Sgr	1.8360	11000.	91	43528	No
260	GOM_NL__2PRFIN20100627_231327_000000532090_00388_43528_6738.N1	27-JUN-2010 23:13:27	Bright	52.500	116	19Del Sgr	2.7000	4100.0	105	43528	No
261	GOM_NL__2PRFIN20100627_231535_000000482090_00388_43528_6739.N1	27-JUN-2010 23:15:35	Bright	47.500	155	41Pi Sgr	2.9000	6600.0	95	43528	No
262	GOM_NL__2PRFIN20100627_232407_000000412090_00388_43528_6740.N1	27-JUN-2010 23:24:07	Bright	41.000	126	60Bet Oph	2.7700	4250.0	82	43528	No
263	GOM_NL__2PRFIN20100627_232628_000000382090_00388_43528_6741.N1	27-JUN-2010 23:26:28	Bright	37.500	59	55Alp Oph	2.0800	8900.0	75	43528	No
264	GOM_NL__2PRFIN20100627_233539_000000432090_00388_43528_6742.N1	27-JUN-2010 23:35:39	Bright	43.000	5	3Alp Lyr	0.033000	11000.	86	43528	No
265	GOM_NL__2PRFIN20100627_233800_000000362090_00388_43528_6743.N1	27-JUN-2010 23:38:00	Bright	36.000	130	23Bet Dra	2.7990	5800.0	72	43528	No
266	GOM_NL__2PRFIN20100627_234719_000000472090_00388_43528_6744.N1	27-JUN-2010 23:47:19	Bright	47.000	89	5Alp Cep	2.4510	8000.0	94	43528	No
267	GOM_NL__2PRFIN20100627_235432_000000482090_00388_43528_6745.N1	27-JUN-2010 23:54:32	Bright	48.000	74	11Bet Cas	2.2680	6600.0	96	43528	No
268	GOM_NL__2PRFIN20100627_235609_000000512090_00388_43528_6746.N1	27-JUN-2010 23:56:09	Bright	51.000	68	18Alp Cas	2.2250	4500.0	102	43528	No
269	GOM_NL__2PRFIN20100627_235847_000000382090_00388_43528_6747.N1	27-JUN-2010 23:58:47	Bright	38.000	160	23Gam Per	2.9300	4700.0	76	43528	No

### 3. Quality information per product

In this section it is plotted some information contained in the Quality Summary data set of the level 2 products. Only products in dark limb conditions and without errors (error flag in the MPH set to "0") are used.

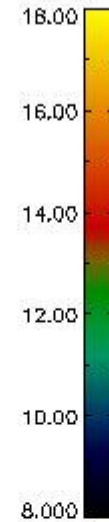
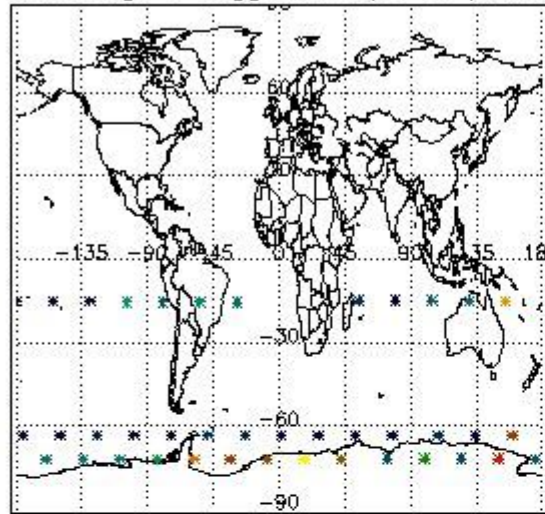
3.1 Plot quality information per product (time dependant)



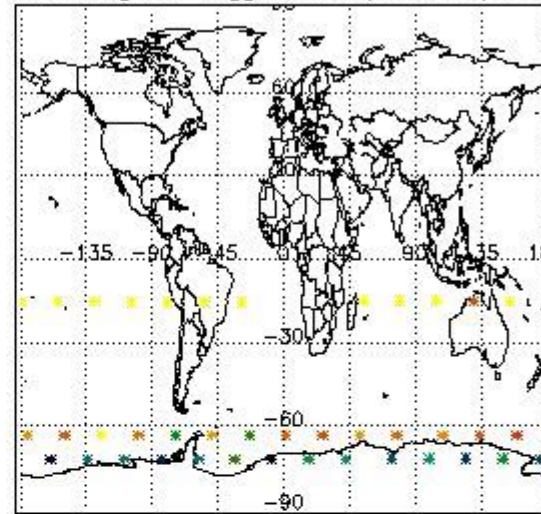
3.2 Plot quality information per product (world map)



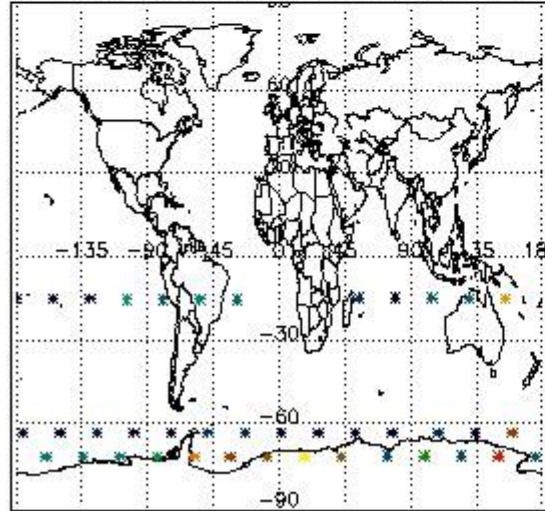
Percentage of flagged data per O3 profile



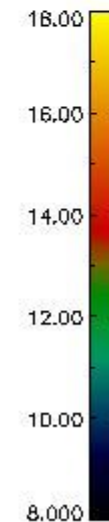
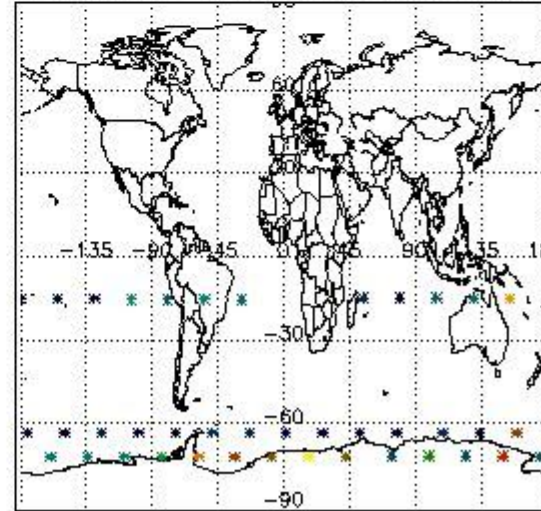
Percentage of flagged data per H2O profile



Percentage of flagged data per NO2 profile



Percentage of flagged data per NO3 profile



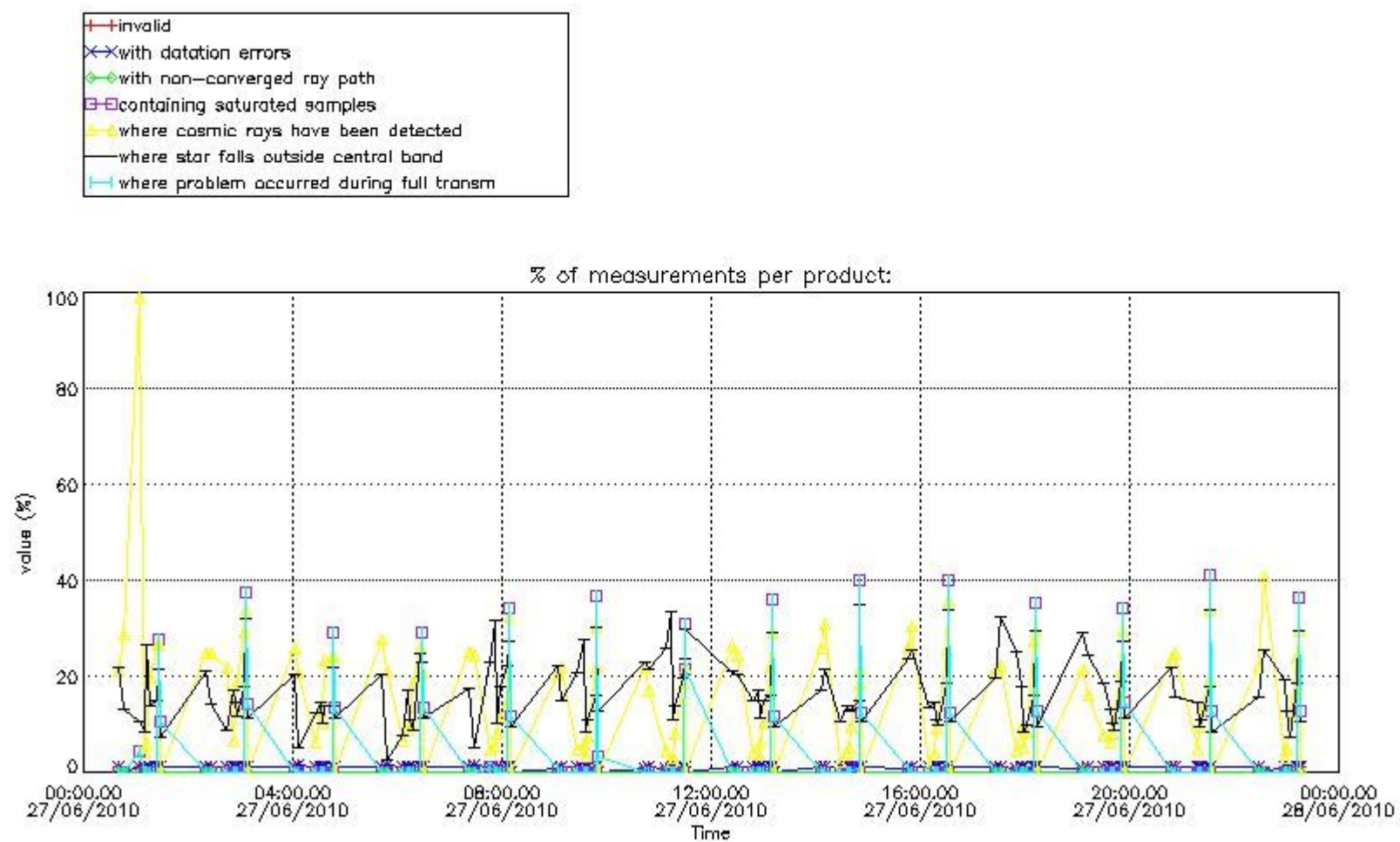
#### 4. Level 1 quality information per product

In this section it is plotted some information contained in the Quality Summary data set of the level 2 products that comes from the level 1b processing. Products without errors (error flag in the MPH set to "0") are used.

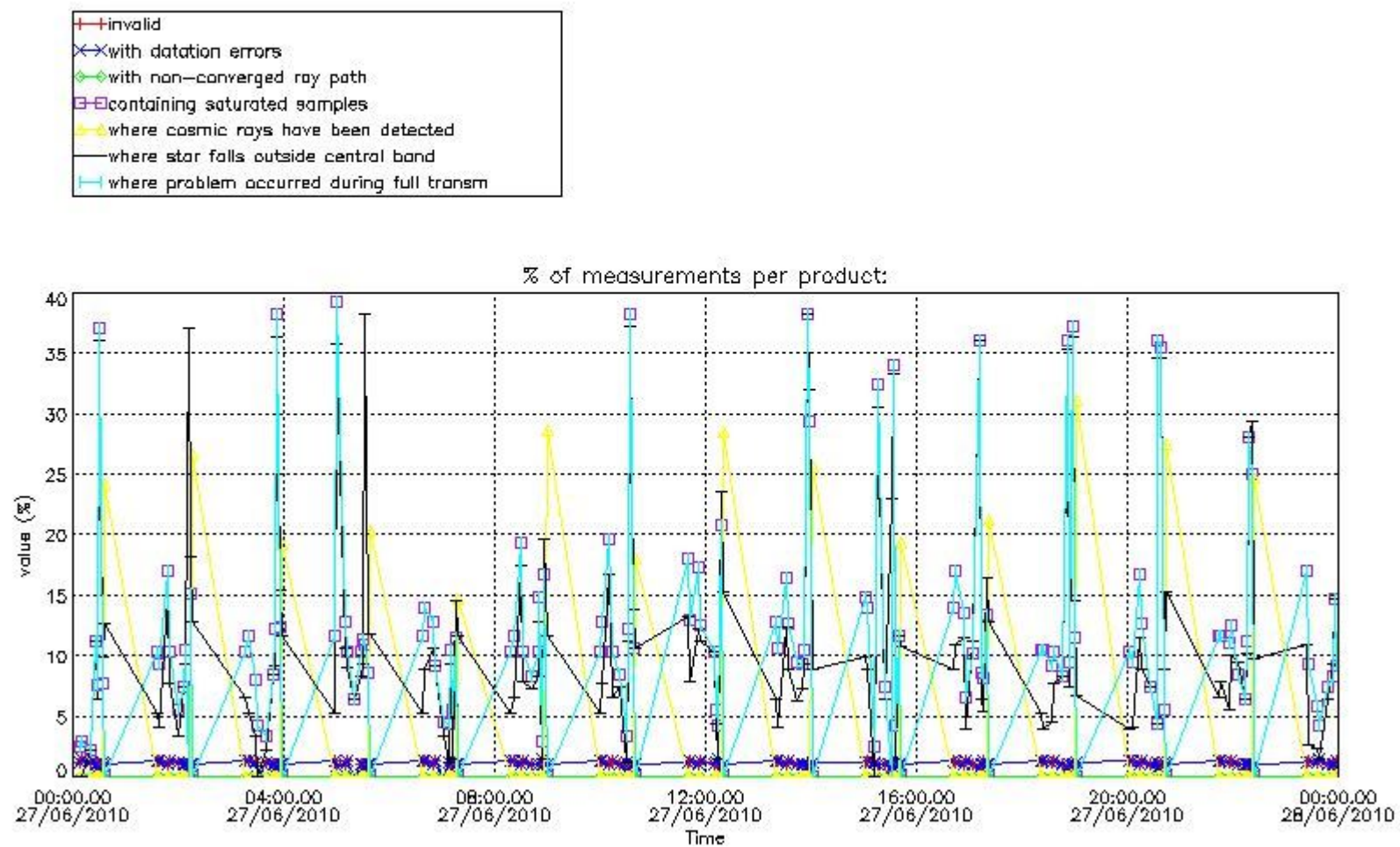
##### 4.1 Plot quality information per product (time dependant) coming from level 1b processing

###### 4.1.1 Plot level 1 quality information per product (time dependant): ENVISAT ASCENDING passes



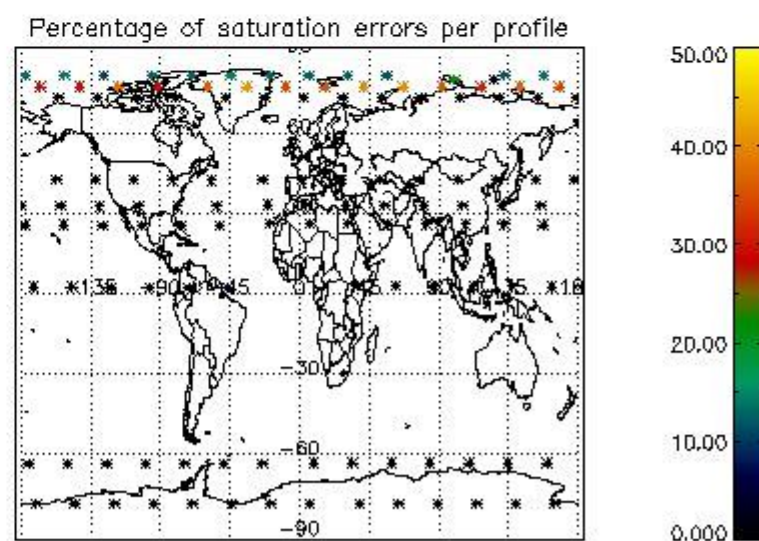
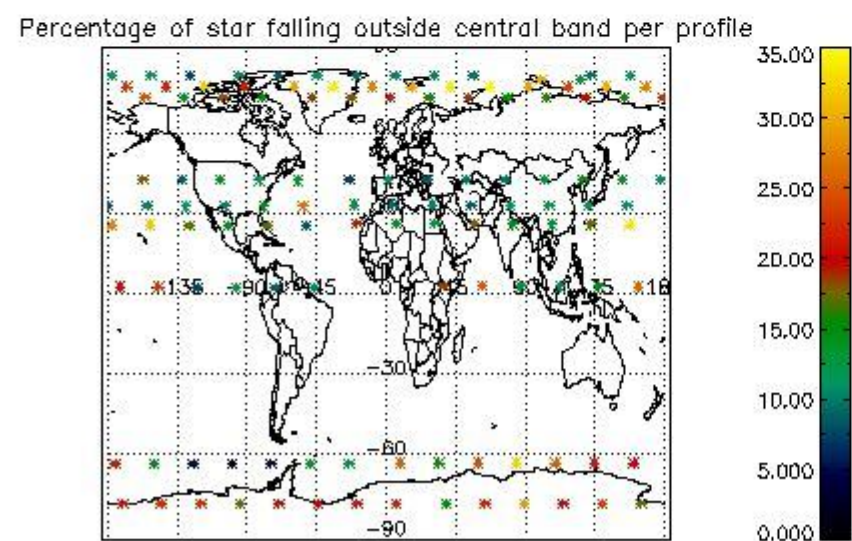
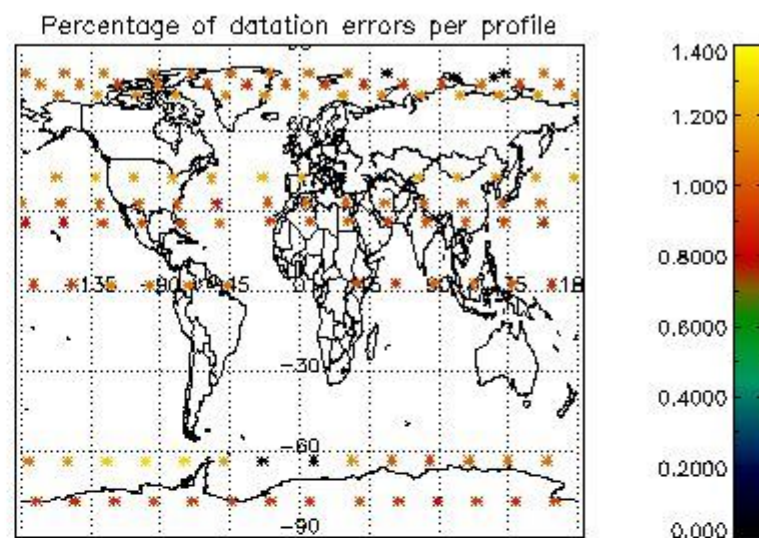
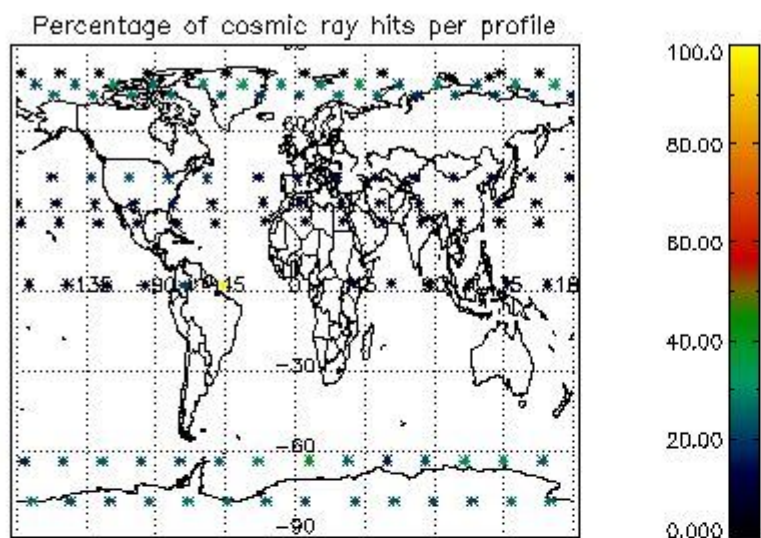


4.1.2 Plot level 1 quality information per product (time dependant): ENVISAT DESCENDING passes



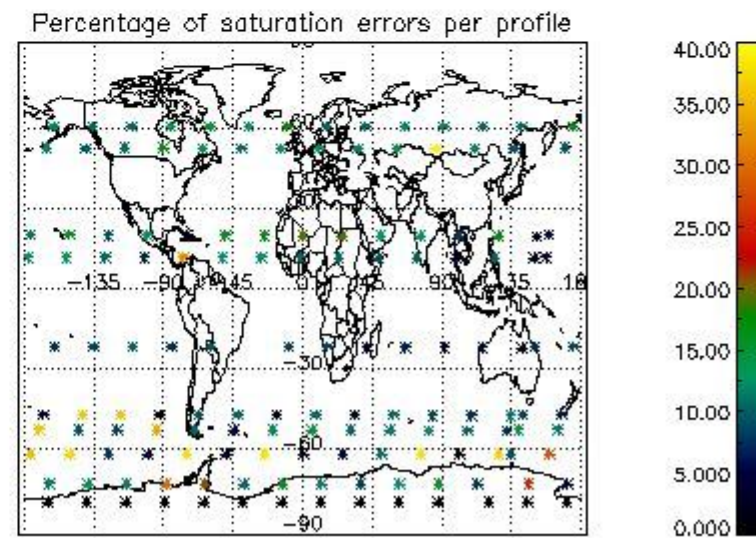
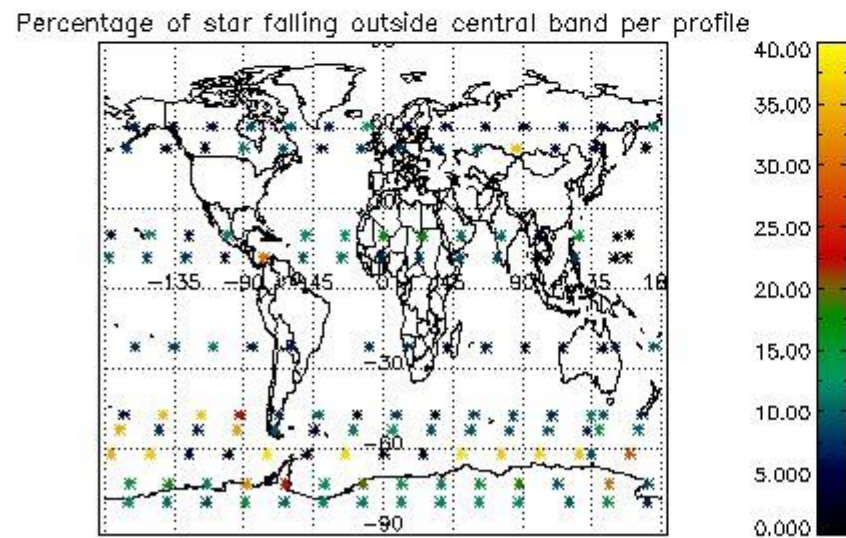
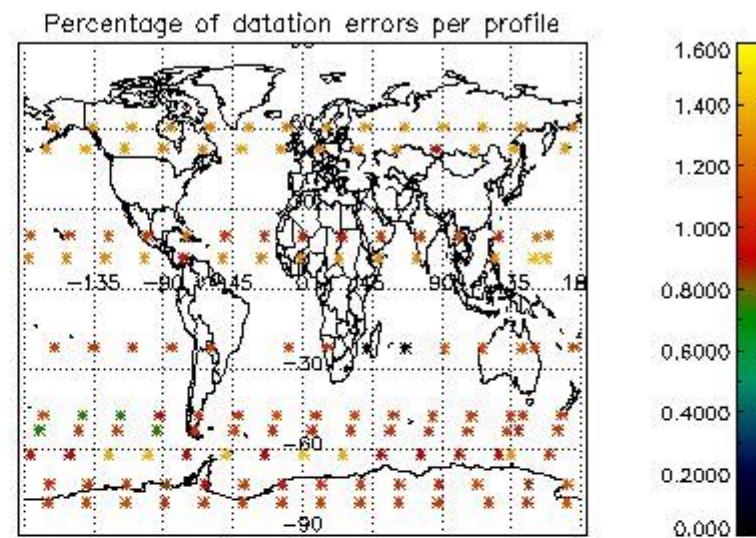
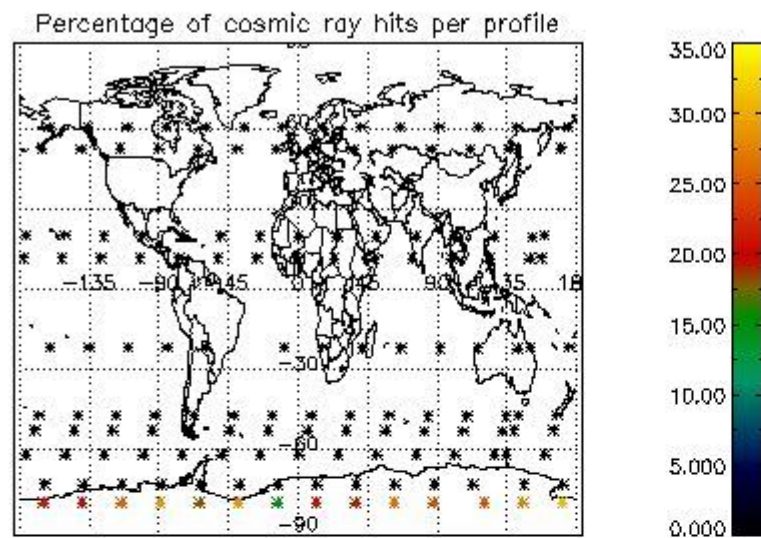
4.2 Plot quality information per product coming from level 1b processing (world map)

4.2.1 Plot level 1 quality information per product (world map): ENVISAT ASCENDING passes



4.2.2 Plot level 1 quality information per product (world map): ENVISAT DESCENDING passes





## 5. Trace gas profiles

### 5.1 Ozone statistics based on quality of products

The final quality of the products can be "measured" using the STD (Standard Deviation) attached to every point profile. This information is written to the parameter GOM\_NL\_\_2P/NL\_LOCAL\_SPECIES\_DENSITY/o3\_std of the level 2 products. The table below shows the statistics for given STD ranges.

The statistics are given with respect to the overall valid production:

- Products without fatal errors: GOM\_NL\_\_2P/MPH/PRODUCT\_ERR=0
- Valid point profile: GOM\_NL\_\_2P/NL\_LOCAL\_SPECIES\_DENSITY/pcd(0)=0

The 'Criteria' is applied to valid points of dark limb products:

- Products in dark limb illumination condition: GOM\_NL\_\_2P/NL\_SUMMARY\_QUALITY/obs\_ill\_cond=0
- Products without fatal errors: GOM\_NL\_\_2P/MPH/PRODUCT\_ERR=0
- Valid point profile: GOM\_NL\_\_2P/NL\_LOCAL\_SPECIES\_DENSITY/pcd(0)=0

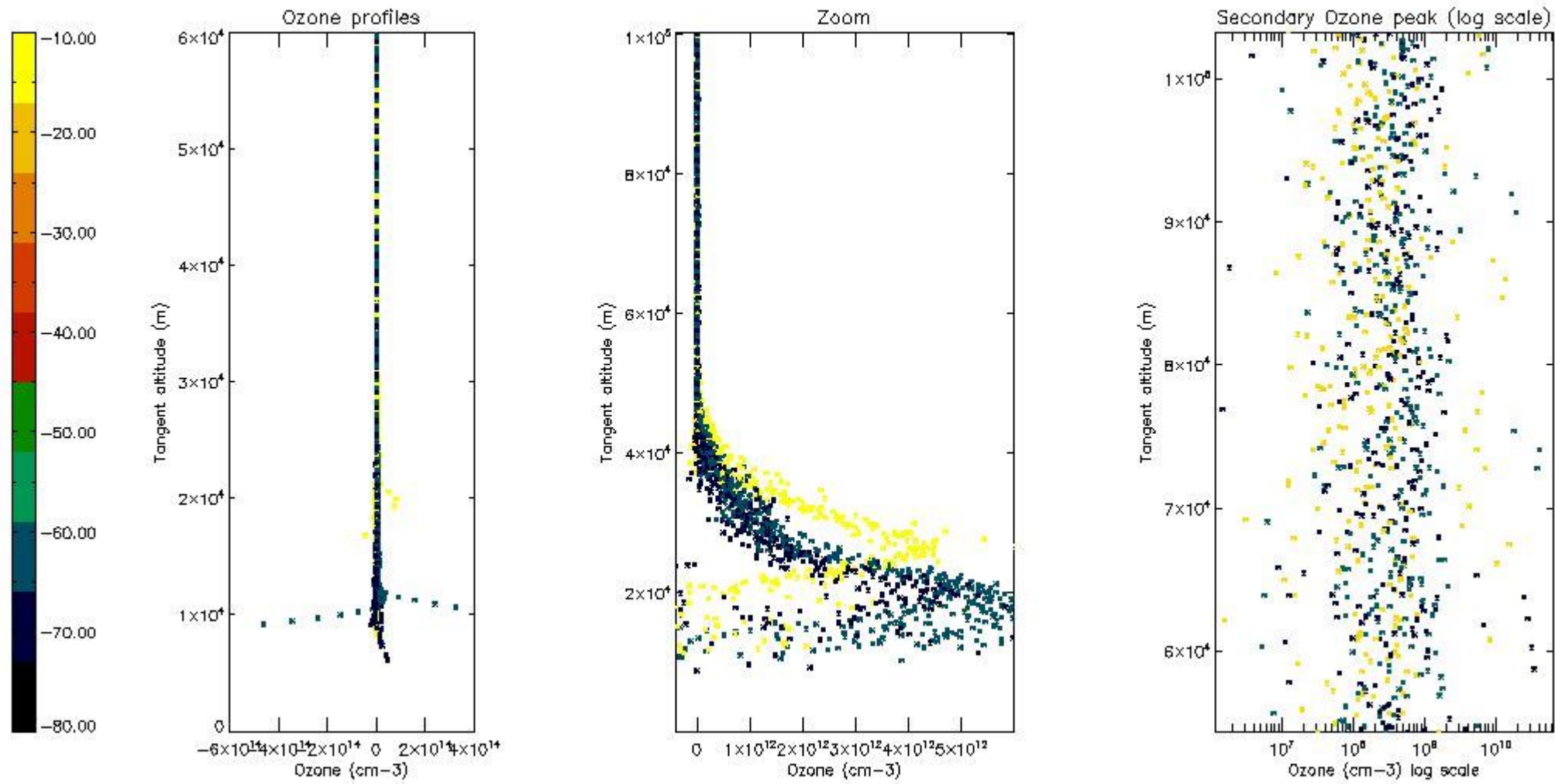
So, the table below shows the percentage of dark limb and valid observations for each criteria with respect to the overall valid daily observations.

Criteria	% of total production
All STD	16
STD < 20	4

STD < 10	2
STD < 5	0

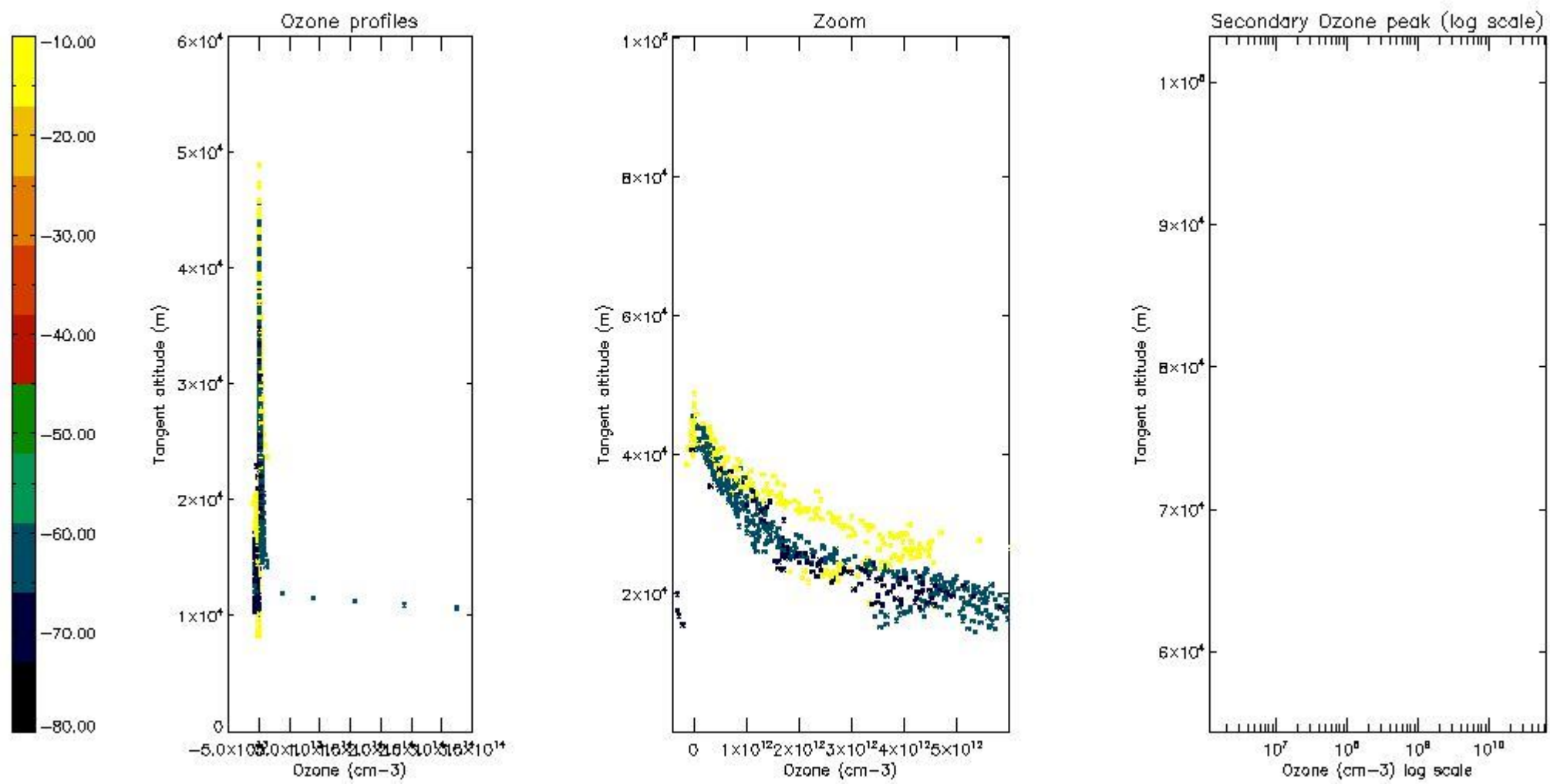
5.2 Plot ozone profiles for all STD (dark without errors)

The colorbar represents the latitude.



5.3 Plot ozone profiles where STD < 20% (dark without errors)

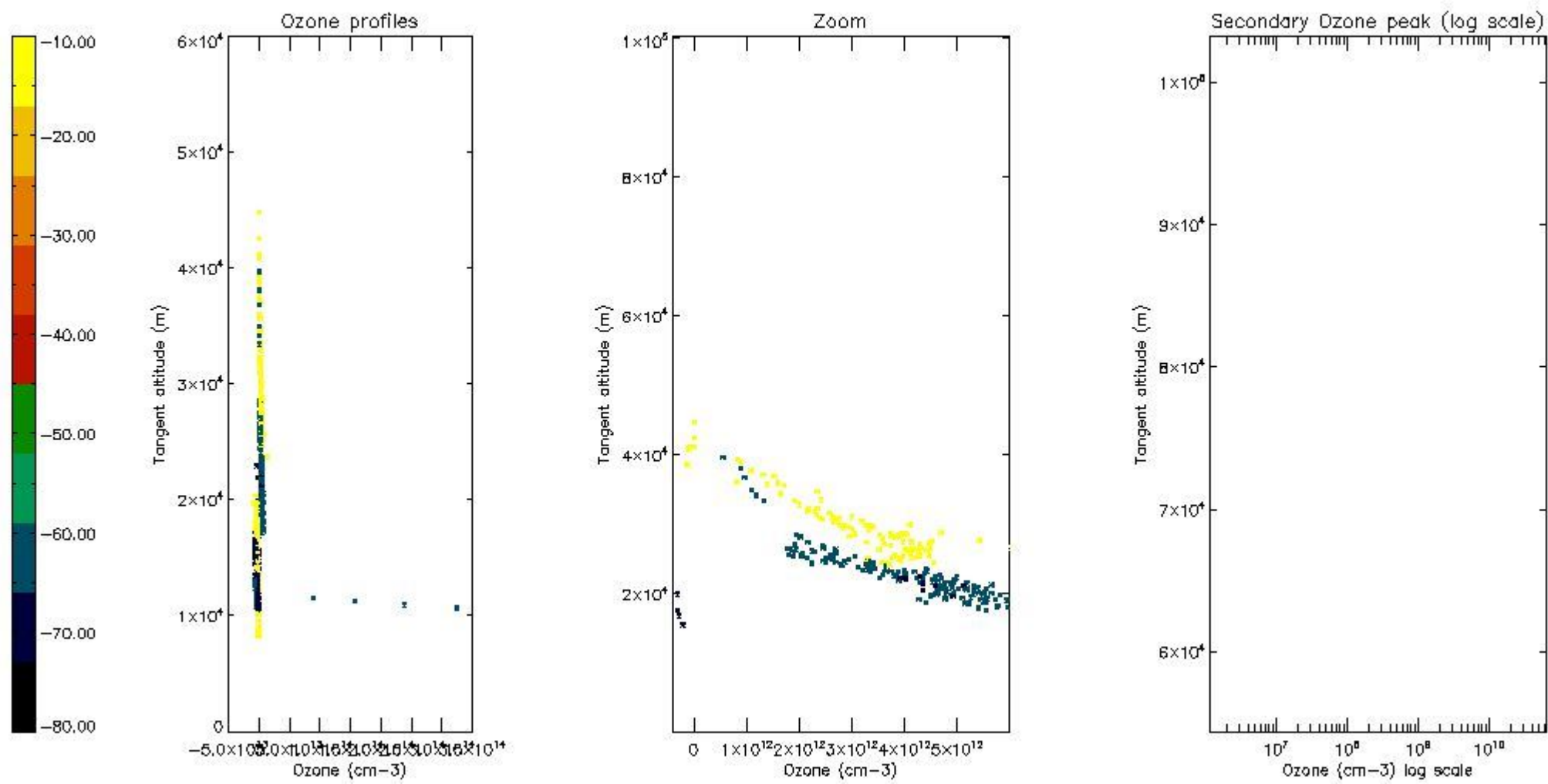
The colorbar represents the latitude.



*5.4 Plot ozone profiles where  $STD < 10\%$  (dark without errors)*

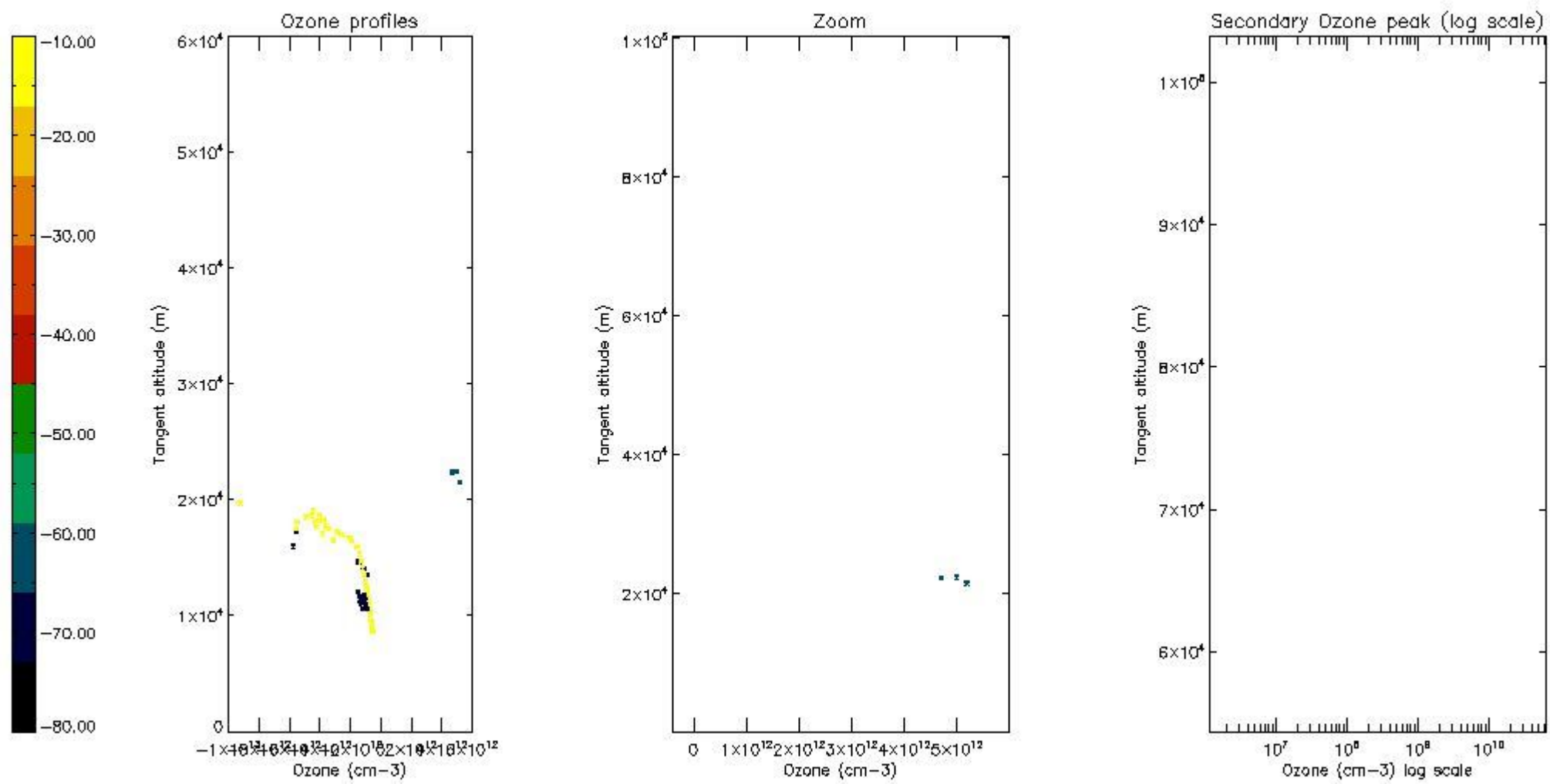
The colorbar represents the latitude.





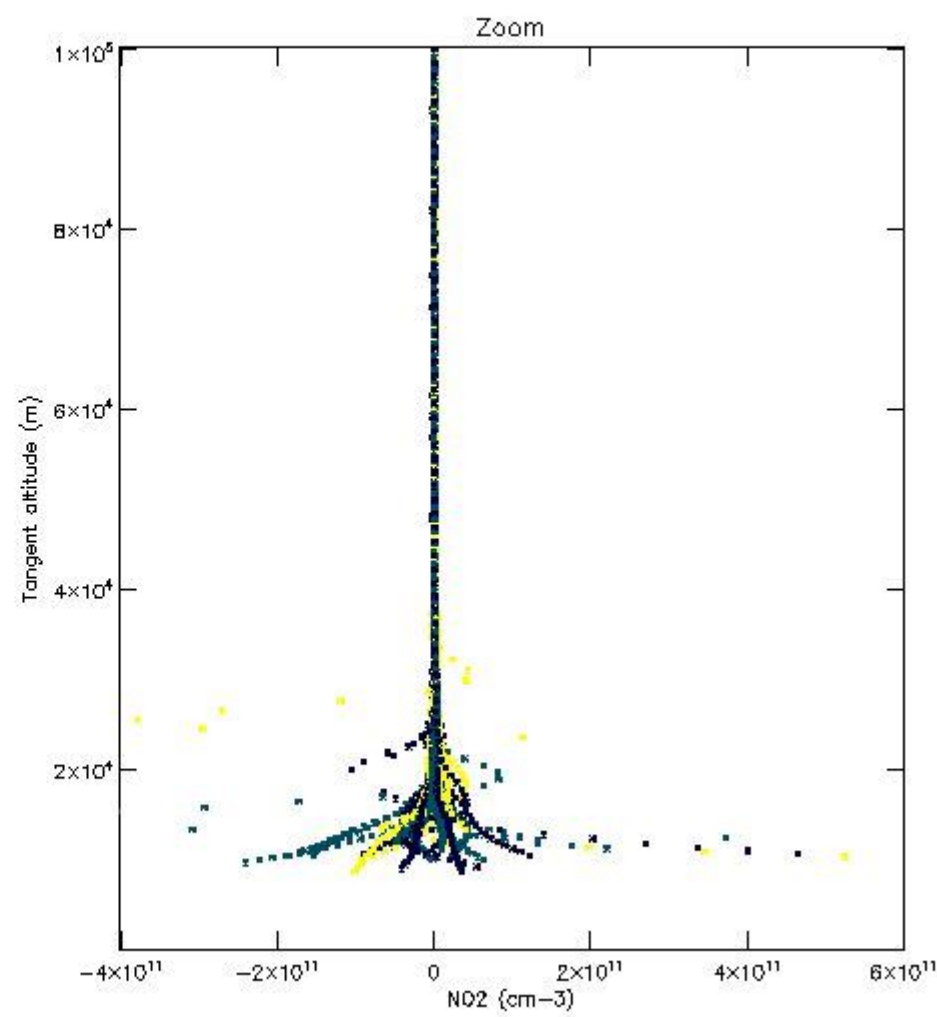
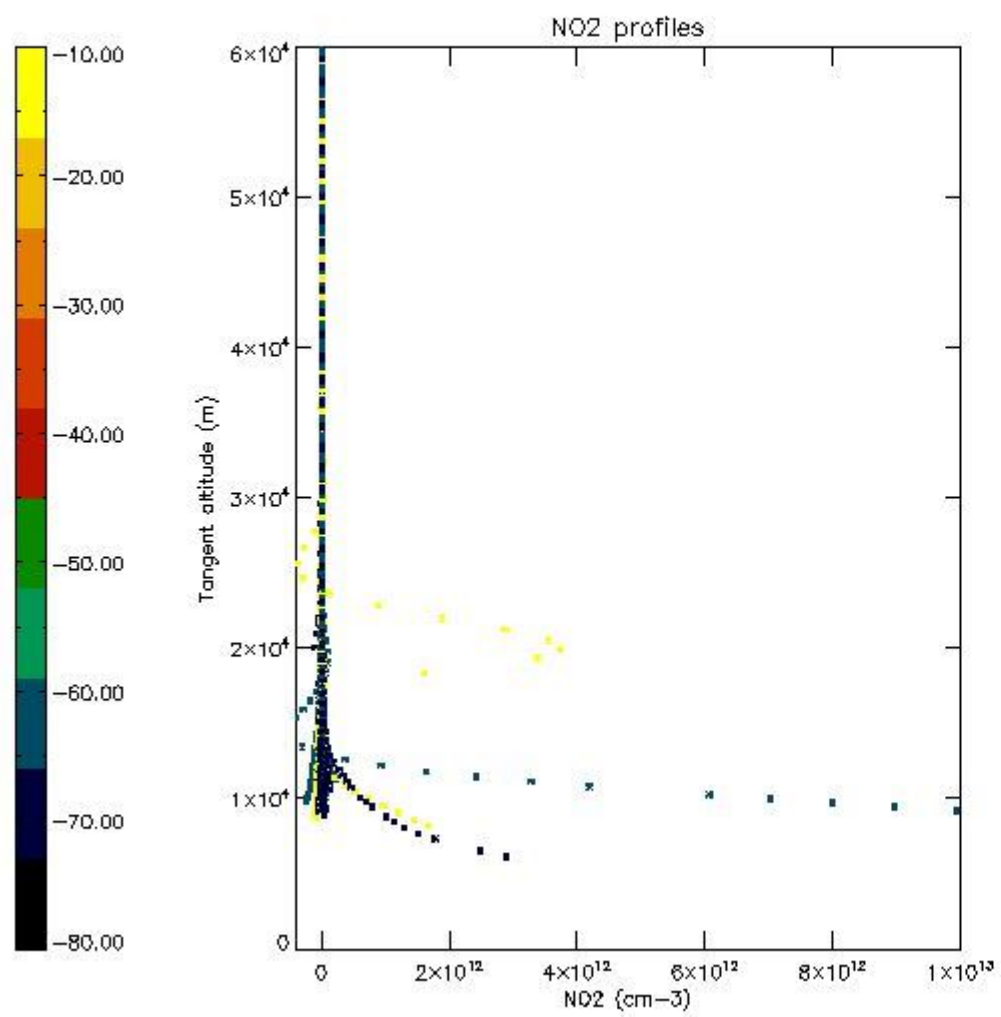
*5.5 Plot ozone profiles where  $STD < 5\%$  (dark without errors)*

The colorbar represents the latitude.



*5.6 Plot NO<sub>2</sub> profiles for all STD (dark without errors)*

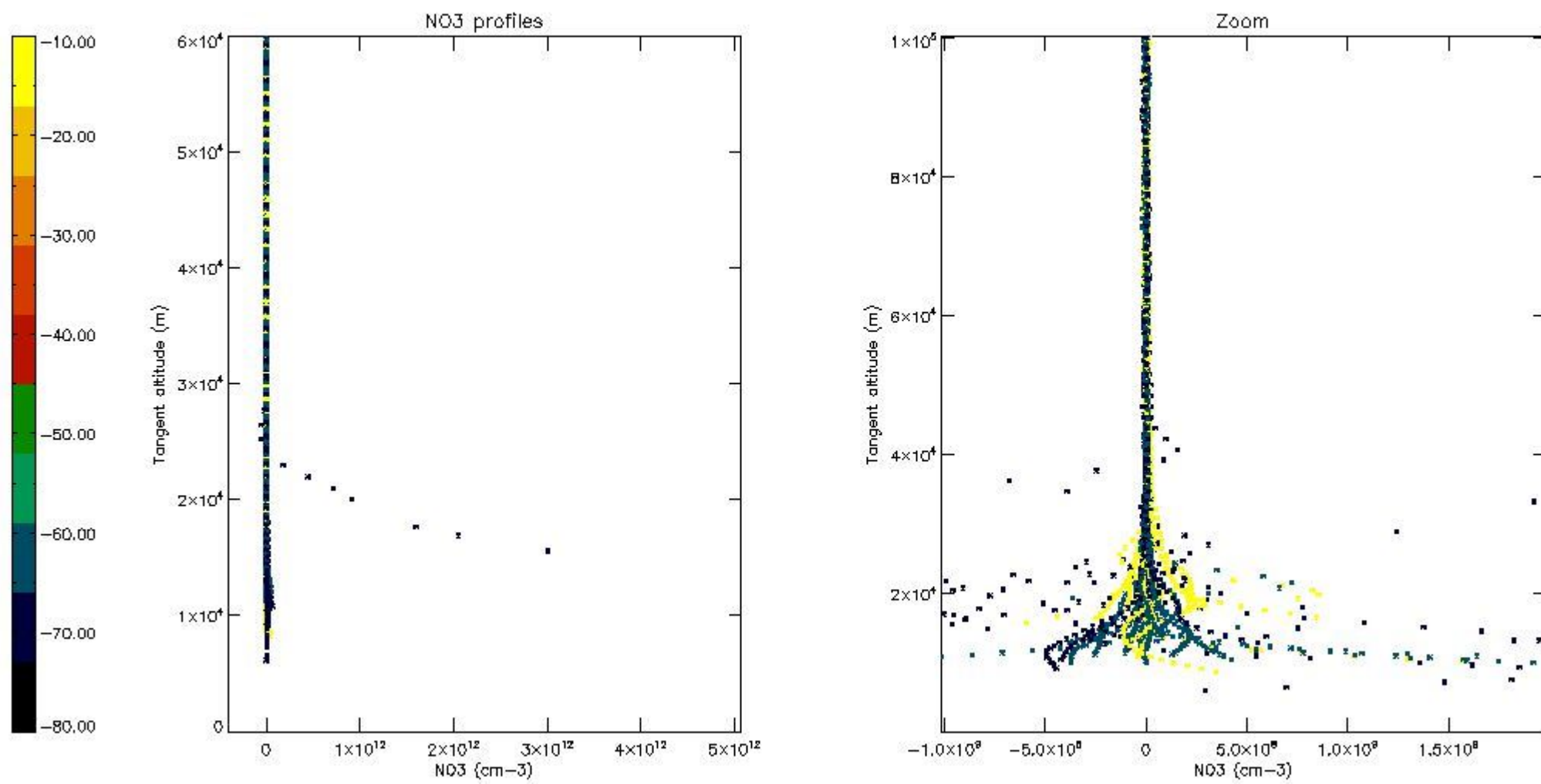
The colorbar represents the latitude.



*5.7 Plot NO3 profiles for all STD (dark without errors)*

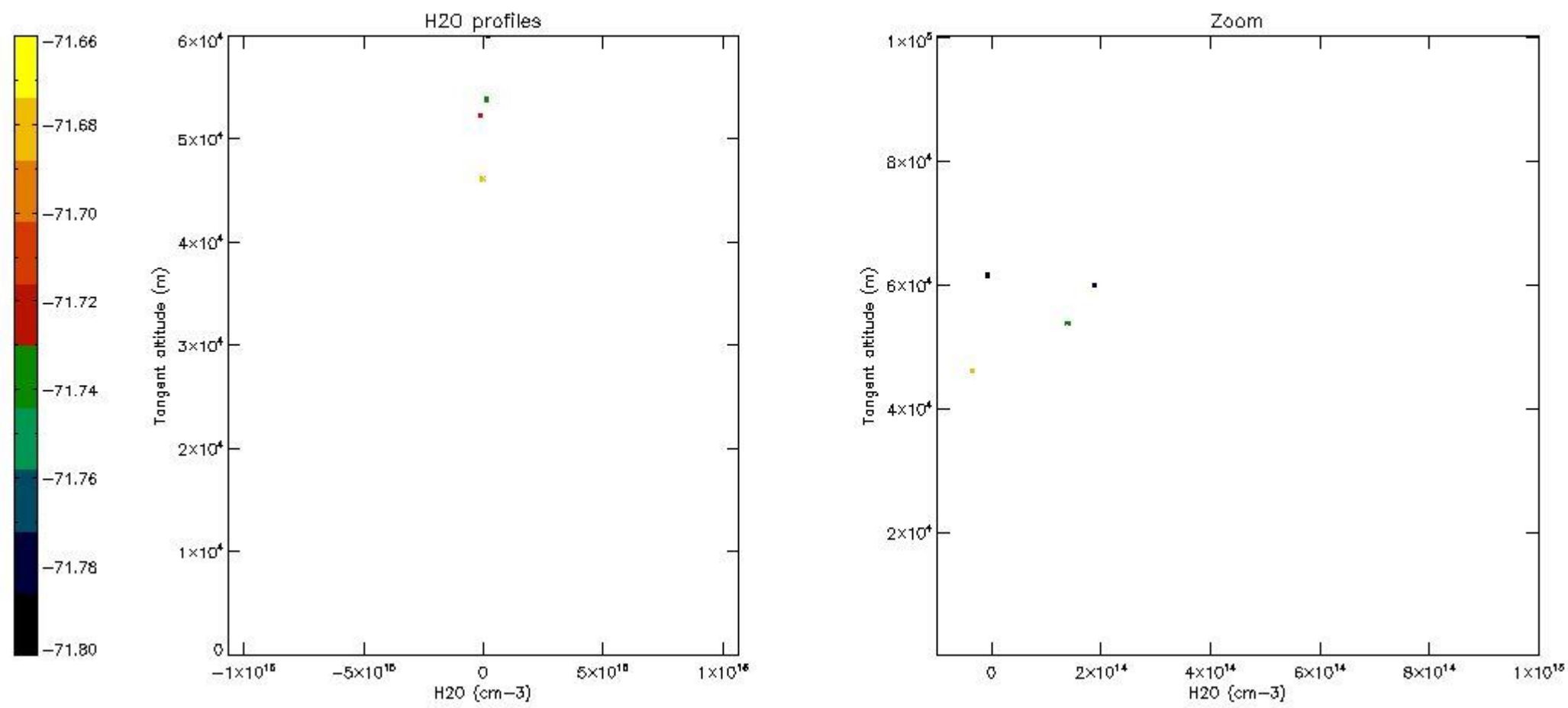
The colorbar represents the latitude.





*5.8 Plot H2O profiles for all STD (only for occultations of stars 1,2,3,4,13,14,16,26,63 dark without errors)*

The colorbar represents the latitude.



## 6. Auxiliary Data Files used for the production reported in section 2

The number reported in the third column indicates since which file (see list in section 2) the corresponding auxiliary file has been used. The fourth column is the date of those product files.

Type	Auxiliary Filename	Used since product	Used since product date
INST_PHYS_CHARACTERISTICS	GOM_INS_AXVIEC20091111_143220_20030716_120000_20500101_000000	1	27-JUN-2010 00:07:25
LEVEL-2_PROC_CONFIG	GOM_PR2_AXVIEC20091111_152718_20020301_000000_20500101_000000	1	27-JUN-2010 00:07:25
CROSS_SECTIONS_FILE	GOM_CRS_AXVIEC20091111_154832_20020301_000000_20500101_000000	1	27-JUN-2010 00:07:25

# GOMOS Level 2 Daily Report

## SUMMARY

### [1. General Info](#)

### [2. Summary of processed GOM\\_NL\\_2P products](#)

### [3. Level 2 Quality information per product](#)

#### [3.1 Plot of level 2 quality information per product \(time dependant\)](#)

#### [3.2 Plot of level 2 quality information per product \(world map\)](#)

### [4. Level 1 Quality information per product \(stored on level 2 products\)](#)

#### [4.1 Plot of level 1 quality information per product \(time dependant\)](#)

##### [4.1.1 Plot of level 1 quality information per product \(time dependant\): ASCENDING](#)

##### [4.1.2 Plot of level 1 quality information per product \(time dependant\): DESCENDING](#)

#### [4.2 Plot of level 1 quality information per product \(world map\)](#)

##### [4.2.1 Plot of level 1 quality information per product \(world map\): ASCENDING](#)

##### [4.2.2 Plot of level 1 quality information per product \(world map\): DESCENDING](#)

### [5. Ozone profiles based on quality statistics and other trace gas profiles](#)

#### [5.1 Ozone statistics based on quality of products](#)

#### [5.2 Plot ozone profiles for all STD \(dark without errors\)](#)

#### [5.3 Plot ozone profiles where STD < 20% \(dark without errors\)](#)

#### [5.4. Plot ozone profiles where STD < 10% \(dark without errors\)](#)

#### [5.5. Plot ozone profiles where STD < 5% \(dark without errors\)](#)

#### [5.6 Plot NO2 profiles for all STD \(dark without errors\)](#)

#### [5.7 Plot NO3 profiles for all STD \(dark without errors\)](#)

#### [5.8 Plot H2O profiles \(only for occultations of stars 1,2,3,4,13,14,16,26,63 dark without errors\) for all STD](#)

### [6. Auxiliary Data Files used for the production reported in section 2](#)

This report presents the daily analysis on parameters extracted from GOMOS level 2 data (GOM\_NL\_\_2P). It is intended to monitor some important parameters that will impact the quality of these products. A list of level 2 products (and content) that have arrived during the reporting day to the PCF is also given.

Item	Value
Time of report generation	29APR2013 12:25:07
Data source version	GOMOS/6.01
Start time of products	27-06-2010 (27JUN2010 00:00:00)
Stop time of products	28-06-2010 (28JUN2010 00:00:00)
Store outputs in DB	Yes
Nb of level 2 prods	269
Nb of prods with errors	0

## 2. Summary of processed GOM\_NL\_\_2P products.

Nr	Filename	UTC Start time	Limb	Duration	Star Id	Star Name	Star Mag	Star Temp	Nb Meas	Orbit	Prod. error
1	GOM_NL__2PRFIN20100627_000725_000000412090_00374_43514_6611.N1	27-JUN-2010 00:07:25	Bright	41.000	5	3Alp Lyr	0.033000	11000.	82	43514	No
2	GOM_NL__2PRFIN20100627_000941_000000352090_00374_43514_6612.N1	27-JUN-2010 00:09:41	Bright	35.000	130	23Bet Dra	2.7990	5800.0	70	43514	No
3	GOM_NL__2PRFIN20100627_001905_000000452090_00374_43514_6613.N1	27-JUN-2010 00:19:05	Bright	44.500	89	5Alp Cep	2.4510	8000.0	89	43514	No
4	GOM_NL__2PRFIN20100627_002615_000000492090_00374_43514_6614.N1	27-JUN-2010 00:26:15	Bright	49.000	74	11Bet Cas	2.2680	6600.0	98	43514	No
5	GOM_NL__2PRFIN20100627_002752_000000472090_00374_43514_6615.N1	27-JUN-2010 00:27:52	Bright	46.500	68	18Alp Cas	2.2250	4500.0	93	43514	No
6	GOM_NL__2PRFIN20100627_003025_000000542090_00374_43514_6616.N1	27-JUN-2010 00:30:25	Bright	54.000	160	23Gam Per	2.9300	4700.0	108	43514	No
7	GOM_NL__2PRFIN20100627_003350_000000462090_00374_43514_6617.N1	27-JUN-2010 00:33:50	Bright	45.500	73	57Gam1And	2.2600	13100.	91	43514	No
8	GOM_NL__2PRFIN20100627_003620_000000482090_00374_43514_6618.N1	27-JUN-2010 00:36:20	Twilight	47.500	173	4Bet Tri	3.0040	8900.0	95	43514	No
9	GOM_NL__2PRFIN20100627_004021_000000552090_00374_43514_6619.N1	27-JUN-2010 00:40:21	Dark	55.000	50	13Alp Ari	2.0070	4250.0	110	43514	No
10	GOM_NL__2PRFIN20100627_004514_000000422090_00374_43514_6620.N1	27-JUN-2010 00:45:14	Dark	42.000	94	92Alp Cet	2.5260	3100.0	84	43514	No
11	GOM_NL__2PRFIN20100627_010354_000000482090_00375_43515_6610.N1	27-JUN-2010 01:03:54	Dark	47.500	84	Alp Phe	2.3970	4500.0	95	43515	No
12	GOM_NL__2PRFIN20100627_011024_000000492090_00375_43515_6611.N1	27-JUN-2010 01:10:24	Straylight	48.500	63	Bet Gru	2.1500	2800.0	97	43515	No
13	GOM_NL__2PRFIN20100627_011224_000000602090_00375_43515_6612.N1	27-JUN-2010 01:12:24	Straylight	60.000	31	Alp Gru	1.7340	15200.	120	43515	No
14	GOM_NL__2PRFIN20100627_011511_000000442090_00375_43515_6613.N1	27-JUN-2010 01:15:11	Straylight	43.500	45	Alp Pav	1.9400	26000.	87	43515	No
15	GOM_NL__2PRFIN20100627_012414_000000442090_00375_43515_6614.N1	27-JUN-2010 01:24:14	Twilight	43.500	38	20Eps Sgr	1.8360	11000.	87	43515	No
16	GOM_NL__2PRFIN20100627_012537_000000472090_00375_43515_6615.N1	27-JUN-2010 01:25:37	Bright	47.000	116	19Del Sgr	2.7000	4100.0	94	43515	No
17	GOM_NL__2PRFIN20100627_012745_000000472090_00375_43515_6616.N1	27-JUN-2010 01:27:45	Bright	47.000	155	41Pi Sgr	2.9000	6600.0	94	43515	No
18	GOM_NL__2PRFIN20100627_013620_000000392090_00375_43515_6617.N1	27-JUN-2010 01:36:20	Bright	38.500	126	60Bet Oph	2.7700	4250.0	77	43515	No
19	GOM_NL__2PRFIN20100627_013843_000000382090_00375_43515_6618.N1	27-JUN-2010 01:38:43	Bright	37.500	59	55Alp Oph	2.0800	8900.0	75	43515	No
20	GOM_NL__2PRFIN20100627_014800_000000502090_00375_43515_6619.N1	27-JUN-2010 01:48:00	Bright	50.000	5	3Alp Lyr	0.033000	11000.	100	43515	No
21	GOM_NL__2PRFIN20100627_015016_000000392090_00375_43515_6620.N1	27-JUN-2010 01:50:16	Bright	39.000	130	23Bet Dra	2.7990	5800.0	78	43515	No
22	GOM_NL__2PRFIN20100627_015940_000000462090_00375_43515_6621.N1	27-JUN-2010 01:59:40	Bright	45.500	89	5Alp Cep	2.4510	8000.0	91	43515	No
23	GOM_NL__2PRFIN20100627_020651_000000472090_00375_43515_6622.N1	27-JUN-2010 02:06:51	Bright	47.000	74	11Bet Cas	2.2680	6600.0	94	43515	No
24	GOM_NL__2PRFIN20100627_020828_000000482090_00375_43515_6623.N1	27-JUN-2010 02:08:28	Bright	48.000	68	18Alp Cas	2.2250	4500.0	96	43515	No
25	GOM_NL__2PRFIN20100627_021100_000000542090_00375_43515_6624.N1	27-JUN-2010 02:11:00	Bright	54.000	160	23Gam Per	2.9300	4700.0	108	43515	No
26	GOM_NL__2PRFIN20100627_021426_000000502090_00375_43515_6625.N1	27-JUN-2010 02:14:26	Bright	49.500	73	57Gam1And	2.2600	13100.	99	43515	No
27	GOM_NL__2PRFIN20100627_021656_000000472090_00375_43515_6626.N1	27-JUN-2010 02:16:56	Twilight	47.000	173	4Bet Tri	3.0040	8900.0	94	43515	No
28	GOM_NL__2PRFIN20100627_022057_000000552090_00375_43515_6627.N1	27-JUN-2010 02:20:57	Dark	55.000	50	13Alp Ari	2.0070	4250.0	110	43515	No
29	GOM_NL__2PRFIN20100627_022550_000000432090_00375_43515_6628.N1	27-JUN-2010 02:25:50	Dark	42.500	94	92Alp Cet	2.5260	3100.0	85	43515	No
30	GOM_NL__2PRFIN20100627_024431_000000462090_00376_43516_6629.N1	27-JUN-2010 02:44:31	Dark	46.000	84	Alp Phe	2.3970	4500.0	92	43516	No
31	GOM_NL__2PRFIN20100627_025101_000000532090_00376_43516_6619.N1	27-JUN-2010 02:51:01	Straylight	53.000	63	Bet Gru	2.1500	2800.0	106	43516	No
32	GOM_NL__2PRFIN20100627_025301_000000522090_00376_43516_6620.N1	27-JUN-2010 02:53:01	Straylight	51.500	31	Alp Gru	1.7340	15200.	103	43516	No
33	GOM_NL__2PRFIN20100627_025548_000000432090_00376_43516_6621.N1	27-JUN-2010 02:55:48	Straylight	42.500	45	Alp Pav	1.9400	26000.	85	43516	No
34	GOM_NL__2PRFIN20100627_030450_000000452090_00376_43516_6622.N1	27-JUN-2010 03:04:50	Twilight	44.500	38	20Eps Sgr	1.8360	11000.	89	43516	No
35	GOM_NL__2PRFIN20100627_030613_000000552090_00376_43516_6623.N1	27-JUN-2010 03:06:13	Bright	54.500	116	19Del Sgr	2.7000	4100.0	109	43516	No
36	GOM_NL__2PRFIN20100627_030821_000000492090_00376_43516_6624.N1	27-JUN-2010 03:08:21	Bright	49.000	155	41Pi Sgr	2.9000	6600.0	98	43516	No
37	GOM_NL__2PRFIN20100627_031656_000000392090_00376_43516_6625.N1	27-JUN-2010 03:16:56	Bright	38.500	126	60Bet Oph	2.7700	4250.0	77	43516	No
38	GOM_NL__2PRFIN20100627_031918_000000392090_00376_43516_6626.N1	27-JUN-2010 03:19:18	Bright	38.500	59	55Alp Oph	2.0800	8900.0	77	43516	No
39	GOM_NL__2PRFIN20100627_032835_000000442090_00376_43516_6627.N1	27-JUN-2010 03:28:35	Bright	44.000	5	3Alp Lyr	0.033000	11000.	88	43516	No
40	GOM_NL__2PRFIN20100627_033052_000000362090_00376_43516_6628.N1	27-JUN-2010 03:30:52	Bright	35.500	130	23Bet Dra	2.7990	5800.0	71	43516	No
41	GOM_NL__2PRFIN20100627_034016_000000452090_00376_43516_6629.N1	27-JUN-2010 03:40:16	Bright	44.500	89	5Alp Cep	2.4510	8000.0	89	43516	No
42	GOM_NL__2PRFIN20100627_034726_000000482090_00376_43516_6630.N1	27-JUN-2010 03:47:26	Bright	47.500	74	11Bet Cas	2.2680	6600.0	95	43516	No



43	GOM_NL__2PRFIN20100627_034903_000000492090_00376_43516_6631.N1	27-JUN-2010 03:49:03	Bright	49.000	68	18Alp Cas	2.2250	4500.0	98	43516	No
44	GOM_NL__2PRFIN20100627_035137_000000552090_00376_43516_6632.N1	27-JUN-2010 03:51:37	Bright	55.000	160	23Gam Per	2.9300	4700.0	110	43516	No
45	GOM_NL__2PRFIN20100627_035502_000000492090_00376_43516_6633.N1	27-JUN-2010 03:55:02	Bright	48.500	73	57Gam1And	2.2600	13100.	97	43516	No
46	GOM_NL__2PRFIN20100627_035732_000000472090_00376_43516_6634.N1	27-JUN-2010 03:57:32	Tw_i_and_stray	47.000	173	4Bet Tri	3.0040	8900.0	94	43516	No
47	GOM_NL__2PRFIN20100627_040133_000000542090_00376_43516_6635.N1	27-JUN-2010 04:01:33	Dark	54.000	50	13Alp Ari	2.0070	4250.0	108	43516	No
48	GOM_NL__2PRFIN20100627_040627_000000392090_00376_43516_6636.N1	27-JUN-2010 04:06:27	Dark	38.500	94	92Alp Cet	2.5260	3100.0	77	43516	No
49	GOM_NL__2PRFIN20100627_042508_000000492090_00377_43517_6626.N1	27-JUN-2010 04:25:08	Dark	48.500	84	Alp Phe	2.3970	4500.0	97	43517	No
50	GOM_NL__2PRFIN20100627_043138_000000522090_00377_43517_6627.N1	27-JUN-2010 04:31:38	Straylight	51.500	63	Bet Gru	2.1500	2800.0	103	43517	No
51	GOM_NL__2PRFIN20100627_043338_000000502090_00377_43517_6628.N1	27-JUN-2010 04:33:38	Straylight	49.500	31	Alp Gru	1.7340	15200.	99	43517	No
52	GOM_NL__2PRFIN20100627_043624_000000432090_00377_43517_6629.N1	27-JUN-2010 04:36:24	Straylight	43.000	45	Alp Pav	1.9400	26000.	86	43517	No
53	GOM_NL__2PRFIN20100627_044526_000000432090_00377_43517_6630.N1	27-JUN-2010 04:45:26	Tw_i_and_stray	43.000	38	20Eps Sgr	1.8360	11000.	86	43517	No
54	GOM_NL__2PRFIN20100627_044649_000000482090_00377_43517_6631.N1	27-JUN-2010 04:46:49	Bright	48.000	116	19Del Sgr	2.7000	4100.0	96	43517	No
55	GOM_NL__2PRFIN20100627_044857_000000492090_00377_43517_6632.N1	27-JUN-2010 04:48:57	Bright	48.500	155	41Pi Sgr	2.9000	6600.0	97	43517	No
56	GOM_NL__2PRFIN20100627_045732_000000392090_00377_43517_6633.N1	27-JUN-2010 04:57:32	Bright	38.500	126	60Bet Oph	2.7700	4250.0	77	43517	No
57	GOM_NL__2PRFIN20100627_045954_000000562090_00377_43517_6634.N1	27-JUN-2010 04:59:54	Bright	56.000	59	55Alp Oph	2.0800	8900.0	112	43517	No
58	GOM_NL__2PRFIN20100627_050911_000000472090_00377_43517_6635.N1	27-JUN-2010 05:09:11	Bright	47.000	5	3Alp Lyr	0.033000	11000.	94	43517	No
59	GOM_NL__2PRFIN20100627_051128_000000392090_00377_43517_6636.N1	27-JUN-2010 05:11:28	Bright	39.000	130	23Bet Dra	2.7990	5800.0	78	43517	No
60	GOM_NL__2PRFIN20100627_052051_000000472090_00377_43517_6637.N1	27-JUN-2010 05:20:51	Bright	46.500	89	5Alp Cep	2.4510	8000.0	93	43517	No
61	GOM_NL__2PRFIN20100627_052802_000000492090_00377_43517_6638.N1	27-JUN-2010 05:28:02	Bright	48.500	74	11Bet Cas	2.2680	6600.0	97	43517	No
62	GOM_NL__2PRFIN20100627_052938_000000492090_00377_43517_6639.N1	27-JUN-2010 05:29:38	Bright	48.500	68	18Alp Cas	2.2250	4500.0	97	43517	No
63	GOM_NL__2PRFIN20100627_053212_000000552090_00377_43517_6640.N1	27-JUN-2010 05:32:12	Bright	55.000	160	23Gam Per	2.9300	4700.0	110	43517	No
64	GOM_NL__2PRFIN20100627_053537_000000472090_00377_43517_6641.N1	27-JUN-2010 05:35:37	Bright	46.500	73	57Gam1And	2.2600	13100.	93	43517	No
65	GOM_NL__2PRFIN20100627_053808_000000472090_00377_43517_6642.N1	27-JUN-2010 05:38:08	Tw_i_and_stray	46.500	173	4Bet Tri	3.0040	8900.0	93	43517	No
66	GOM_NL__2PRFIN20100627_054209_000000542090_00377_43517_6643.N1	27-JUN-2010 05:42:09	Dark	54.000	50	13Alp Ari	2.0070	4250.0	108	43517	No
67	GOM_NL__2PRFIN20100627_054703_000000382090_00377_43517_6644.N1	27-JUN-2010 05:47:03	Dark	38.000	94	92Alp Cet	2.5260	3100.0	76	43517	No
68	GOM_NL__2PRFIN20100627_060545_000000462090_00378_43518_6634.N1	27-JUN-2010 06:05:45	Dark	45.500	84	Alp Phe	2.3970	4500.0	91	43518	No
69	GOM_NL__2PRFIN20100627_061215_000000532090_00378_43518_6635.N1	27-JUN-2010 06:12:15	Straylight	52.500	63	Bet Gru	2.1500	2800.0	105	43518	No
70	GOM_NL__2PRFIN20100627_061415_000000502090_00378_43518_6636.N1	27-JUN-2010 06:14:15	Straylight	50.000	31	Alp Gru	1.7340	15200.	100	43518	No
71	GOM_NL__2PRFIN20100627_061701_000000412090_00378_43518_6637.N1	27-JUN-2010 06:17:01	Straylight	40.500	45	Alp Pav	1.9400	26000.	81	43518	No
72	GOM_NL__2PRFIN20100627_062602_000000492090_00378_43518_6638.N1	27-JUN-2010 06:26:02	Tw_i_and_stray	48.500	38	20Eps Sgr	1.8360	11000.	97	43518	No
73	GOM_NL__2PRFIN20100627_062726_000000482090_00378_43518_6639.N1	27-JUN-2010 06:27:26	Bright	48.000	116	19Del Sgr	2.7000	4100.0	96	43518	No
74	GOM_NL__2PRFIN20100627_062934_000000492090_00378_43518_6640.N1	27-JUN-2010 06:29:34	Bright	48.500	155	41Pi Sgr	2.9000	6600.0	97	43518	No
75	GOM_NL__2PRFIN20100627_063808_000000392090_00378_43518_6641.N1	27-JUN-2010 06:38:08	Bright	38.500	126	60Bet Oph	2.7700	4250.0	77	43518	No
76	GOM_NL__2PRFIN20100627_064030_000000402090_00378_43518_6642.N1	27-JUN-2010 06:40:30	Bright	39.500	59	55Alp Oph	2.0800	8900.0	79	43518	No
77	GOM_NL__2PRFIN20100627_064946_000000472090_00378_43518_6643.N1	27-JUN-2010 06:49:46	Bright	47.000	5	3Alp Lyr	0.033000	11000.	94	43518	No
78	GOM_NL__2PRFIN20100627_065204_000000392090_00378_43518_6644.N1	27-JUN-2010 06:52:04	Bright	38.500	130	23Bet Dra	2.7990	5800.0	77	43518	No
79	GOM_NL__2PRFIN20100627_070127_000000452090_00378_43518_6645.N1	27-JUN-2010 07:01:27	Bright	44.500	89	5Alp Cep	2.4510	8000.0	89	43518	No
80	GOM_NL__2PRFIN20100627_070837_000000462090_00378_43518_6646.N1	27-JUN-2010 07:08:37	Bright	45.500	74	11Bet Cas	2.2680	6600.0	91	43518	No
81	GOM_NL__2PRFIN20100627_071014_000000482090_00378_43518_6647.N1	27-JUN-2010 07:10:14	Bright	48.000	68	18Alp Cas	2.2250	4500.0	96	43518	No
82	GOM_NL__2PRFIN20100627_071249_000000362090_00378_43518_6648.N1	27-JUN-2010 07:12:49	Bright	36.000	160	23Gam Per	2.9300	4700.0	72	43518	No
83	GOM_NL__2PRFIN20100627_071613_000000482090_00378_43518_6649.N1	27-JUN-2010 07:16:13	Bright	48.000	73	57Gam1And	2.2600	13100.	96	43518	No
84	GOM_NL__2PRFIN20100627_071844_000000482090_00378_43518_6650.N1	27-JUN-2010 07:18:44	Tw_i_and_stray	47.500	173	4Bet Tri	3.0040	8900.0	95	43518	No
85	GOM_NL__2PRFIN20100627_072246_000000522090_00378_43518_6651.N1	27-JUN-2010 07:22:46	Dark	52.000	50	13Alp Ari	2.0070	4250.0	104	43518	No
86	GOM_NL__2PRFIN20100627_072739_000000392090_00378_43518_6652.N1	27-JUN-2010 07:27:39	Dark	39.000	94	92Alp Cet	2.5260	3100.0	78	43518	No
87	GOM_NL__2PRFIN20100627_074622_000000552090_00379_43519_6642.N1	27-JUN-2010 07:46:22	Dark	54.500	84	Alp Phe	2.3970	4500.0	109	43519	No
88	GOM_NL__2PRFIN20100627_075252_000000652090_00379_43519_6643.N1	27-JUN-2010 07:52:52	Straylight	64.500	63	Bet Gru	2.1500	2800.0	129	43519	No
89	GOM_NL__2PRFIN20100627_075452_000000502090_00379_43519_6644.N1	27-JUN-2010 07:54:52	Straylight	49.500	31	Alp Gru	1.7340	15200.	99	43519	No
90	GOM_NL__2PRFIN20100627_075737_000000452090_00379_43519_6645.N1	27-JUN-2010 07:57:37	Straylight	45.000	45	Alp Pav	1.9400	26000.	90	43519	No
91	GOM_NL__2PRFIN20100627_080639_000000472090_00379_43519_6646.N1	27-JUN-2010 08:06:39	Tw_i_and_stray	47.000	38	20Eps Sgr	1.8360	11000.	94	43519	No
92	GOM_NL__2PRFIN20100627_080802_000000512090_00379_43519_6647.N1	27-JUN-2010 08:08:02	Bright	51.000	116	19Del Sgr	2.7000	4100.0	102	43519	No
93	GOM_NL__2PRFIN20100627_081010_000000472090_00379_43519_6648.N1	27-JUN-2010 08:10:10	Bright	47.000	155	41Pi Sgr	2.9000	6600.0	94	43519	No
94	GOM_NL__2PRFIN20100627_081844_000000392090_00379_43519_6649.N1	27-JUN-2010 08:18:44	Bright	38.500	126	60Bet Oph	2.7700	4250.0	77	43519	No
95	GOM_NL__2PRFIN20100627_082106_000000392090_00379_43519_6650.N1	27-JUN-2010 08:21:06	Bright	38.500	59	55Alp Oph	2.0800	8900.0	77	43519	No
96	GOM_NL__2PRFIN20100627_083021_000000522090_00379_43519_6651.N1	27-JUN-2010 08:30:21	Bright	51.500	5	3Alp Lyr	0.033000	11000.	103	43519	No
97	GOM_NL__2PRFIN20100627_083239_000000392090_00379_43519_6652.N1	27-JUN-2010 08:32:39	Bright	38.500	130	23Bet Dra	2.7990	5800.0	77	43519	No
98	GOM_NL__2PRFIN20100627_084202_000000482090_00379_43519_6653.N1	27-JUN-2010 08:42:02	Bright	48.000	89	5Alp Cep	2.4510	8000.0	96	43519	No
99	GOM_NL__2PRFIN20100627_084913_000000492090_00379_43519_6654.N1	27-JUN-2010 08:49:13	Bright	48.500	74	11Bet Cas	2.2680	6600.0	97	43519	No
100	GOM_NL__2PRFIN20100627_085050_000000512090_00379_43519_6655.N1	27-JUN-2010 08:50:50	Bright	50.500	68	18Alp Cas	2.2250	4500.0	101	43519	No
101	GOM_NL__2PRFIN20100627_085324_000000352090_00379_43519_6656.N1	27-JUN-2010 08:53:24	Bright	35.000	160	23Gam Per	2.9300	4700.0	70	43519	No

102	GOM_NL__2PRFIN20100627_085649_000000512090_00379_43519_6657.N1	27-JUN-2010 08:56:49	Bright	51.000	73	57Gam1And	2.2600	13100.	102	43519	No
103	GOM_NL__2PRFIN20100627_085920_000000472090_00379_43519_6658.N1	27-JUN-2010 08:59:20	Twi_and_stray	47.000	173	4Bet Tri	3.0040	8900.0	94	43519	No
104	GOM_NL__2PRFIN20100627_090322_000000562090_00379_43519_6659.N1	27-JUN-2010 09:03:22	Dark	56.000	50	13Alp Ari	2.0070	4250.0	112	43519	No
105	GOM_NL__2PRFIN20100627_090815_000000442090_00379_43519_6660.N1	27-JUN-2010 09:08:15	Dark	43.500	94	92Alp Cet	2.5260	3100.0	87	43519	No
106	GOM_NL__2PRFIN20100627_092659_000000542090_00380_43520_6670.N1	27-JUN-2010 09:26:59	Dark	53.500	84	Alp Phe	2.3970	4500.0	107	43520	No
107	GOM_NL__2PRFIN20100627_093329_000000622090_00380_43520_6671.N1	27-JUN-2010 09:33:29	Straylight	61.500	63	Bet Gru	2.1500	2800.0	123	43520	No
108	GOM_NL__2PRFIN20100627_093529_000000482090_00380_43520_6672.N1	27-JUN-2010 09:35:29	Straylight	48.000	31	Alp Gru	1.7340	15200.	96	43520	No
109	GOM_NL__2PRFIN20100627_093814_000000422090_00380_43520_6673.N1	27-JUN-2010 09:38:14	Straylight	41.500	45	Alp Pav	1.9400	26000.	83	43520	No
110	GOM_NL__2PRFIN20100627_094715_000000442090_00380_43520_6674.N1	27-JUN-2010 09:47:15	Twi_and_stray	43.500	38	20Eps Sgr	1.8360	11000.	87	43520	No
111	GOM_NL__2PRFIN20100627_094838_000000532090_00380_43520_6675.N1	27-JUN-2010 09:48:38	Bright	53.000	116	19Del Sgr	2.7000	4100.0	106	43520	No
112	GOM_NL__2PRFIN20100627_094952_000000442090_00380_43520_6676.N1	27-JUN-2010 09:49:52	Bright	43.500	137	22Lam Sgr	2.8240	4400.0	87	43520	No
113	GOM_NL__2PRFIN20100627_095920_000000392090_00380_43520_6677.N1	27-JUN-2010 09:59:20	Bright	38.500	126	60Bet Oph	2.7700	4250.0	77	43520	No
114	GOM_NL__2PRFIN20100627_100142_000000392090_00380_43520_6678.N1	27-JUN-2010 10:01:42	Bright	39.000	59	55Alp Oph	2.0800	8900.0	78	43520	No
115	GOM_NL__2PRFIN20100627_101057_000000512090_00380_43520_6679.N1	27-JUN-2010 10:10:57	Bright	51.000	5	3Alp Lyr	0.033000	11000.	102	43520	No
116	GOM_NL__2PRFIN20100627_101315_000000392090_00380_43520_6680.N1	27-JUN-2010 10:13:15	Bright	38.500	130	23Bet Dra	2.7990	5800.0	77	43520	No
117	GOM_NL__2PRFIN20100627_102237_000000482090_00380_43520_6681.N1	27-JUN-2010 10:22:37	Bright	47.500	89	5Alp Cep	2.4510	8000.0	95	43520	No
118	GOM_NL__2PRFIN20100627_102948_000000452090_00380_43520_6682.N1	27-JUN-2010 10:29:48	Bright	44.500	74	11Bet Cas	2.2680	6600.0	89	43520	No
119	GOM_NL__2PRFIN20100627_103125_000000492090_00380_43520_6683.N1	27-JUN-2010 10:31:25	Bright	49.000	68	18Alp Cas	2.2250	4500.0	98	43520	No
120	GOM_NL__2PRFIN20100627_103400_000000552090_00380_43520_6684.N1	27-JUN-2010 10:34:00	Bright	55.000	160	23Gam Per	2.9300	4700.0	110	43520	No
121	GOM_NL__2PRFIN20100627_103725_000000472090_00380_43520_6685.N1	27-JUN-2010 10:37:25	Bright	47.000	73	57Gam1And	2.2600	13100.	94	43520	No
122	GOM_NL__2PRFIN20100627_103956_000000472090_00380_43520_6686.N1	27-JUN-2010 10:39:56	Twi_and_stray	47.000	173	4Bet Tri	3.0040	8900.0	94	43520	No
123	GOM_NL__2PRFIN20100627_104358_000000572090_00380_43520_6687.N1	27-JUN-2010 10:43:58	Dark	57.000	50	13Alp Ari	2.0070	4250.0	114	43520	No
124	GOM_NL__2PRFIN20100627_104851_000000472090_00380_43520_6688.N1	27-JUN-2010 10:48:51	Dark	47.000	94	92Alp Cet	2.5260	3100.0	94	43520	No
125	GOM_NL__2PRFIN20100627_110735_000000572090_00381_43521_6678.N1	27-JUN-2010 11:07:35	Dark	56.500	84	Alp Phe	2.3970	4500.0	113	43521	No
126	GOM_NL__2PRFIN20100627_111406_000000672090_00381_43521_6679.N1	27-JUN-2010 11:14:06	Straylight	67.000	63	Bet Gru	2.1500	2800.0	134	43521	No
127	GOM_NL__2PRFIN20100627_111605_000000502090_00381_43521_6680.N1	27-JUN-2010 11:16:05	Straylight	50.000	31	Alp Gru	1.7340	15200.	100	43521	No
128	GOM_NL__2PRFIN20100627_111850_000000432090_00381_43521_6681.N1	27-JUN-2010 11:18:50	Straylight	43.000	45	Alp Pav	1.9400	26000.	86	43521	No
129	GOM_NL__2PRFIN20100627_112751_000000462090_00381_43521_6682.N1	27-JUN-2010 11:27:51	Twi_and_stray	45.500	38	20Eps Sgr	1.8360	11000.	91	43521	No
130	GOM_NL__2PRFIN20100627_112914_000000492090_00381_43521_6683.N1	27-JUN-2010 11:29:14	Bright	48.500	116	19Del Sgr	2.7000	4100.0	97	43521	No
131	GOM_NL__2PRFIN20100627_113028_000000542090_00381_43521_6684.N1	27-JUN-2010 11:30:28	Bright	53.500	137	22Lam Sgr	2.8240	4400.0	107	43521	No
132	GOM_NL__2PRFIN20100627_113956_000000422090_00381_43521_6685.N1	27-JUN-2010 11:39:56	Bright	41.500	126	60Bet Oph	2.7700	4250.0	83	43521	No
133	GOM_NL__2PRFIN20100627_114218_000000392090_00381_43521_6686.N1	27-JUN-2010 11:42:18	Bright	38.500	59	55Alp Oph	2.0800	8900.0	77	43521	No
134	GOM_NL__2PRFIN20100627_115132_000000492090_00381_43521_6687.N1	27-JUN-2010 11:51:32	Bright	49.000	5	3Alp Lyr	0.033000	11000.	98	43521	No
135	GOM_NL__2PRFIN20100627_115350_000000402090_00381_43521_6688.N1	27-JUN-2010 11:53:50	Bright	40.000	130	23Bet Dra	2.7990	5800.0	80	43521	No
136	GOM_NL__2PRFIN20100627_121024_000000492090_00381_43521_6689.N1	27-JUN-2010 12:10:24	Bright	48.500	74	11Bet Cas	2.2680	6600.0	97	43521	No
137	GOM_NL__2PRFIN20100627_121201_000000462090_00381_43521_6690.N1	27-JUN-2010 12:12:01	Bright	45.500	68	18Alp Cas	2.2250	4500.0	91	43521	No
138	GOM_NL__2PRFIN20100627_121436_000000362090_00381_43521_6691.N1	27-JUN-2010 12:14:36	Bright	35.500	160	23Gam Per	2.9300	4700.0	71	43521	No
139	GOM_NL__2PRFIN20100627_121801_000000532090_00381_43521_6692.N1	27-JUN-2010 12:18:01	Bright	53.000	73	57Gam1And	2.2600	13100.	106	43521	No
140	GOM_NL__2PRFIN20100627_122032_000000492090_00381_43521_6693.N1	27-JUN-2010 12:20:32	Twi_and_stray	49.000	173	4Bet Tri	3.0040	8900.0	98	43521	No
141	GOM_NL__2PRFIN20100627_122434_000000552090_00381_43521_6694.N1	27-JUN-2010 12:24:34	Dark	55.000	50	13Alp Ari	2.0070	4250.0	110	43521	No
142	GOM_NL__2PRFIN20100627_122928_000000472090_00381_43521_6695.N1	27-JUN-2010 12:29:28	Dark	47.000	94	92Alp Cet	2.5260	3100.0	94	43521	No
143	GOM_NL__2PRFIN20100627_124812_000000502090_00382_43522_6686.N1	27-JUN-2010 12:48:12	Dark	50.000	84	Alp Phe	2.3970	4500.0	100	43522	No
144	GOM_NL__2PRFIN20100627_125443_000000532090_00382_43522_6687.N1	27-JUN-2010 12:54:43	Straylight	52.500	63	Bet Gru	2.1500	2800.0	105	43522	No
145	GOM_NL__2PRFIN20100627_125642_000000502090_00382_43522_6688.N1	27-JUN-2010 12:56:42	Straylight	49.500	31	Alp Gru	1.7340	15200.	99	43522	No
146	GOM_NL__2PRFIN20100627_125927_000000442090_00382_43522_6689.N1	27-JUN-2010 12:59:27	Straylight	43.500	45	Alp Pav	1.9400	26000.	87	43522	No
147	GOM_NL__2PRFIN20100627_130827_000000442090_00382_43522_6690.N1	27-JUN-2010 13:08:27	Twi_and_stray	43.500	38	20Eps Sgr	1.8360	11000.	87	43522	No
148	GOM_NL__2PRFIN20100627_130950_000000532090_00382_43522_6691.N1	27-JUN-2010 13:09:50	Bright	53.000	116	19Del Sgr	2.7000	4100.0	106	43522	No
149	GOM_NL__2PRFIN20100627_131158_000000472090_00382_43522_6692.N1	27-JUN-2010 13:11:58	Bright	47.000	155	41Pi Sgr	2.9000	6600.0	94	43522	No
150	GOM_NL__2PRFIN20100627_132032_000000392090_00382_43522_6693.N1	27-JUN-2010 13:20:32	Bright	39.000	126	60Bet Oph	2.7700	4250.0	78	43522	No
151	GOM_NL__2PRFIN20100627_132253_000000382090_00382_43522_6694.N1	27-JUN-2010 13:22:53	Bright	37.500	59	55Alp Oph	2.0800	8900.0	75	43522	No
152	GOM_NL__2PRFIN20100627_133207_000000492090_00382_43522_6695.N1	27-JUN-2010 13:32:07	Bright	48.500	5	3Alp Lyr	0.033000	11000.	97	43522	No
153	GOM_NL__2PRFIN20100627_133426_000000402090_00382_43522_6696.N1	27-JUN-2010 13:34:26	Bright	39.500	130	23Bet Dra	2.7990	5800.0	79	43522	No
154	GOM_NL__2PRFIN20100627_134347_000000482090_00382_43522_6697.N1	27-JUN-2010 13:43:47	Bright	47.500	89	5Alp Cep	2.4510	8000.0	95	43522	No
155	GOM_NL__2PRFIN20100627_135059_000000482090_00382_43522_6698.N1	27-JUN-2010 13:50:59	Bright	48.000	74	11Bet Cas	2.2680	6600.0	96	43522	No
156	GOM_NL__2PRFIN20100627_135236_000000482090_00382_43522_6699.N1	27-JUN-2010 13:52:36	Bright	48.000	68	18Alp Cas	2.2250	4500.0	96	43522	No
157	GOM_NL__2PRFIN20100627_135512_000000552090_00382_43522_6700.N1	27-JUN-2010 13:55:12	Bright	55.000	160	23Gam Per	2.9300	4700.0	110	43522	No
158	GOM_NL__2PRFIN20100627_135837_000000602090_00382_43522_6701.N1	27-JUN-2010 13:58:37	Bright	59.500	73	57Gam1And	2.2600	13100.	119	43522	No
159	GOM_NL__2PRFIN20100627_140108_000000452090_00382_43522_6702.N1	27-JUN-2010 14:01:08	Twi_and_stray	45.000	173	4Bet Tri	3.0040	8900.0	90	43522	No
160	GOM_NL__2PRFIN20100627_140511_000000532090_00382_43522_6703.N1	27-JUN-2010 14:05:11	Dark	52.500	50	13Alp Ari	2.0070	4250.0	105	43522	No

161	GOM_NL__2PRFIN20100627_141004_000000472090_00382_43522_6704.N1	27-JUN-2010 14:10:04	Dark	47.000	94	92Alp Cet	2.5260	3100.0	94	43522	No
162	GOM_NL__2PRFIN20100627_142849_000000482090_00383_43523_6694.N1	27-JUN-2010 14:28:49	Dark	47.500	84	Alp Phe	2.3970	4500.0	95	43523	No
163	GOM_NL__2PRFIN20100627_143519_000000512090_00383_43523_6695.N1	27-JUN-2010 14:35:19	Straylight	51.000	63	Bet Gru	2.1500	2800.0	102	43523	No
164	GOM_NL__2PRFIN20100627_143719_000000512090_00383_43523_6696.N1	27-JUN-2010 14:37:19	Straylight	50.500	31	Alp Gru	1.7340	15200.	101	43523	No
165	GOM_NL__2PRFIN20100627_144003_000000432090_00383_43523_6697.N1	27-JUN-2010 14:40:03	Straylight	42.500	45	Alp Pav	1.9400	26000.	85	43523	No
166	GOM_NL__2PRFIN20100627_144903_000000442090_00383_43523_6698.N1	27-JUN-2010 14:49:03	Twi_and_stray	43.500	38	20Eps Sgr	1.8360	11000.	87	43523	No
167	GOM_NL__2PRFIN20100627_145027_000000562090_00383_43523_6699.N1	27-JUN-2010 14:50:27	Bright	56.000	116	19Del Sgr	2.7000	4100.0	112	43523	No
168	GOM_NL__2PRFIN20100627_145234_000000482090_00383_43523_6700.N1	27-JUN-2010 14:52:34	Bright	48.000	155	41Pi Sgr	2.9000	6600.0	96	43523	No
169	GOM_NL__2PRFIN20100627_150107_000000412090_00383_43523_6701.N1	27-JUN-2010 15:01:07	Bright	40.500	126	60Bet Oph	2.7700	4250.0	81	43523	No
170	GOM_NL__2PRFIN20100627_150329_000000402090_00383_43523_6702.N1	27-JUN-2010 15:03:29	Bright	39.500	59	55Alp Oph	2.0800	8900.0	79	43523	No
171	GOM_NL__2PRFIN20100627_151243_000000422090_00383_43523_6703.N1	27-JUN-2010 15:12:43	Bright	41.500	5	3Alp Lyr	0.033000	11000.	83	43523	No
172	GOM_NL__2PRFIN20100627_151502_000000532090_00383_43523_6704.N1	27-JUN-2010 15:15:02	Bright	52.500	130	23Bet Dra	2.7990	5800.0	105	43523	No
173	GOM_NL__2PRFIN20100627_152423_000000472090_00383_43523_6705.N1	27-JUN-2010 15:24:23	Bright	47.000	89	5Alp Cep	2.4510	8000.0	94	43523	No
174	GOM_NL__2PRFIN20100627_153135_000000572090_00383_43523_6706.N1	27-JUN-2010 15:31:35	Bright	56.500	74	11Bet Cas	2.2680	6600.0	113	43523	No
175	GOM_NL__2PRFIN20100627_153312_000000662090_00383_43523_6707.N1	27-JUN-2010 15:33:12	Bright	66.000	68	18Alp Cas	2.2250	4500.0	132	43523	No
176	GOM_NL__2PRFIN20100627_153548_000000362090_00383_43523_6708.N1	27-JUN-2010 15:35:48	Bright	35.500	160	23Gam Per	2.9300	4700.0	71	43523	No
177	GOM_NL__2PRFIN20100627_153913_000000472090_00383_43523_6709.N1	27-JUN-2010 15:39:13	Bright	47.000	73	57Gam1And	2.2600	13100.	94	43523	No
178	GOM_NL__2PRFIN20100627_154144_000000472090_00383_43523_6710.N1	27-JUN-2010 15:41:44	Twi_and_stray	46.500	173	4Bet Tri	3.0040	8900.0	93	43523	No
179	GOM_NL__2PRFIN20100627_154547_000000572090_00383_43523_6711.N1	27-JUN-2010 15:45:47	Dark	57.000	50	13Alp Ari	2.0070	4250.0	114	43523	No
180	GOM_NL__2PRFIN20100627_155041_000000492090_00383_43523_6712.N1	27-JUN-2010 15:50:41	Dark	49.000	94	92Alp Cet	2.5260	3100.0	98	43523	No
181	GOM_NL__2PRFIN20100627_160926_000000492090_00384_43524_6702.N1	27-JUN-2010 16:09:26	Dark	48.500	84	Alp Phe	2.3970	4500.0	97	43524	No
182	GOM_NL__2PRFIN20100627_161556_000000512090_00384_43524_6703.N1	27-JUN-2010 16:15:56	Straylight	51.000	63	Bet Gru	2.1500	2800.0	102	43524	No
183	GOM_NL__2PRFIN20100627_161756_000000502090_00384_43524_6704.N1	27-JUN-2010 16:17:56	Straylight	50.000	31	Alp Gru	1.7340	15200.	100	43524	No
184	GOM_NL__2PRFIN20100627_162039_000000422090_00384_43524_6705.N1	27-JUN-2010 16:20:39	Straylight	41.500	45	Alp Pav	1.9400	26000.	83	43524	No
185	GOM_NL__2PRFIN20100627_162939_000000462090_00384_43524_6706.N1	27-JUN-2010 16:29:39	Twi_and_stray	45.500	38	20Eps Sgr	1.8360	11000.	91	43524	No
186	GOM_NL__2PRFIN20100627_163103_000000562090_00384_43524_6707.N1	27-JUN-2010 16:31:03	Bright	56.000	116	19Del Sgr	2.7000	4100.0	112	43524	No
187	GOM_NL__2PRFIN20100627_163310_000000482090_00384_43524_6708.N1	27-JUN-2010 16:33:10	Bright	48.000	155	41Pi Sgr	2.9000	6600.0	96	43524	No
188	GOM_NL__2PRFIN20100627_164144_000000402090_00384_43524_6709.N1	27-JUN-2010 16:41:44	Bright	39.500	126	60Bet Oph	2.7700	4250.0	79	43524	No
189	GOM_NL__2PRFIN20100627_164405_000000412090_00384_43524_6710.N1	27-JUN-2010 16:44:05	Bright	41.000	59	55Alp Oph	2.0800	8900.0	82	43524	No
190	GOM_NL__2PRFIN20100627_165318_000000482090_00384_43524_6711.N1	27-JUN-2010 16:53:18	Bright	48.000	5	3Alp Lyr	0.033000	11000.	96	43524	No
191	GOM_NL__2PRFIN20100627_165538_000000382090_00384_43524_6712.N1	27-JUN-2010 16:55:38	Bright	38.000	130	23Bet Dra	2.7990	5800.0	76	43524	No
192	GOM_NL__2PRFIN20100627_170458_000000492090_00384_43524_6713.N1	27-JUN-2010 17:04:58	Bright	49.000	89	5Alp Cep	2.4510	8000.0	98	43524	No
193	GOM_NL__2PRFIN20100627_171210_000000682090_00384_43524_6714.N1	27-JUN-2010 17:12:10	Bright	68.000	74	11Bet Cas	2.2680	6600.0	136	43524	No
194	GOM_NL__2PRFIN20100627_171347_000000472090_00384_43524_6715.N1	27-JUN-2010 17:13:47	Bright	47.000	68	18Alp Cas	2.2250	4500.0	94	43524	No
195	GOM_NL__2PRFIN20100627_171624_000000372090_00384_43524_6716.N1	27-JUN-2010 17:16:24	Bright	37.000	160	23Gam Per	2.9300	4700.0	74	43524	No
196	GOM_NL__2PRFIN20100627_171949_000000492090_00384_43524_6717.N1	27-JUN-2010 17:19:49	Bright	48.500	73	57Gam1And	2.2600	13100.	97	43524	No
197	GOM_NL__2PRFIN20100627_172221_000000472090_00384_43524_6718.N1	27-JUN-2010 17:22:21	Twi_and_stray	47.000	173	4Bet Tri	3.0040	8900.0	94	43524	No
198	GOM_NL__2PRFIN20100627_172623_000000542090_00384_43524_6719.N1	27-JUN-2010 17:26:23	Dark	53.500	50	13Alp Ari	2.0070	4250.0	107	43524	No
199	GOM_NL__2PRFIN20100627_173117_000000542090_00384_43524_6720.N1	27-JUN-2010 17:31:17	Dark	54.000	94	92Alp Cet	2.5260	3100.0	108	43524	No
200	GOM_NL__2PRFIN20100627_175003_000000562090_00385_43525_6710.N1	27-JUN-2010 17:50:03	Dark	56.000	84	Alp Phe	2.3970	4500.0	112	43525	No
201	GOM_NL__2PRFIN20100627_175633_000000542090_00385_43525_6711.N1	27-JUN-2010 17:56:33	Straylight	53.500	63	Bet Gru	2.1500	2800.0	107	43525	No
202	GOM_NL__2PRFIN20100627_175833_000000492090_00385_43525_6712.N1	27-JUN-2010 17:58:33	Straylight	48.500	31	Alp Gru	1.7340	15200.	97	43525	No
203	GOM_NL__2PRFIN20100627_180116_000000412090_00385_43525_6713.N1	27-JUN-2010 18:01:16	Straylight	41.000	45	Alp Pav	1.9400	26000.	82	43525	No
204	GOM_NL__2PRFIN20100627_181016_000000442090_00385_43525_6714.N1	27-JUN-2010 18:10:16	Twi_and_stray	44.000	38	20Eps Sgr	1.8360	11000.	88	43525	No
205	GOM_NL__2PRFIN20100627_181139_000000532090_00385_43525_6715.N1	27-JUN-2010 18:11:39	Bright	52.500	116	19Del Sgr	2.7000	4100.0	105	43525	No
206	GOM_NL__2PRFIN20100627_181347_000000482090_00385_43525_6716.N1	27-JUN-2010 18:13:47	Bright	47.500	155	41Pi Sgr	2.9000	6600.0	95	43525	No
207	GOM_NL__2PRFIN20100627_182220_000000382090_00385_43525_6717.N1	27-JUN-2010 18:22:20	Bright	38.000	126	60Bet Oph	2.7700	4250.0	76	43525	No
208	GOM_NL__2PRFIN20100627_182441_000000382090_00385_43525_6718.N1	27-JUN-2010 18:24:41	Bright	38.000	59	55Alp Oph	2.0800	8900.0	76	43525	No
209	GOM_NL__2PRFIN20100627_183354_000000442090_00385_43525_6719.N1	27-JUN-2010 18:33:54	Bright	44.000	5	3Alp Lyr	0.033000	11000.	88	43525	No
210	GOM_NL__2PRFIN20100627_183613_000000392090_00385_43525_6720.N1	27-JUN-2010 18:36:13	Bright	39.000	130	23Bet Dra	2.7990	5800.0	78	43525	No
211	GOM_NL__2PRFIN20100627_184533_000000482090_00385_43525_6721.N1	27-JUN-2010 18:45:33	Bright	48.000	89	5Alp Cep	2.4510	8000.0	96	43525	No
212	GOM_NL__2PRFIN20100627_185246_000000682090_00385_43525_6722.N1	27-JUN-2010 18:52:46	Bright	68.000	74	11Bet Cas	2.2680	6600.0	136	43525	No
213	GOM_NL__2PRFIN20100627_185423_000000482090_00385_43525_6723.N1	27-JUN-2010 18:54:23	Bright	47.500	68	18Alp Cas	2.2250	4500.0	95	43525	No
214	GOM_NL__2PRFIN20100627_185700_000000552090_00385_43525_6724.N1	27-JUN-2010 18:57:00	Bright	55.000	160	23Gam Per	2.9300	4700.0	110	43525	No
215	GOM_NL__2PRFIN20100627_190025_000000482090_00385_43525_6725.N1	27-JUN-2010 19:00:25	Bright	48.000	73	57Gam1And	2.2600	13100.	96	43525	No
216	GOM_NL__2PRFIN20100627_190256_000000452090_00385_43525_6726.N1	27-JUN-2010 19:02:56	Twi_and_stray	45.000	173	4Bet Tri	3.0040	8900.0	90	43525	No
217	GOM_NL__2PRFIN20100627_190659_000000612090_00385_43525_6727.N1	27-JUN-2010 19:06:59	Dark	60.500	50	13Alp Ari	2.0070	4250.0	121	43525	No
218	GOM_NL__2PRFIN20100627_191153_000000502090_00385_43525_6728.N1	27-JUN-2010 19:11:53	Dark	49.500	94	92Alp Cet	2.5260	3100.0	99	43525	No
219	GOM_NL__2PRFIN20100627_193040_000000522090_00386_43526_6718.N1	27-JUN-2010 19:30:40	Dark	51.500	84	Alp Phe	2.3970	4500.0	103	43526	No



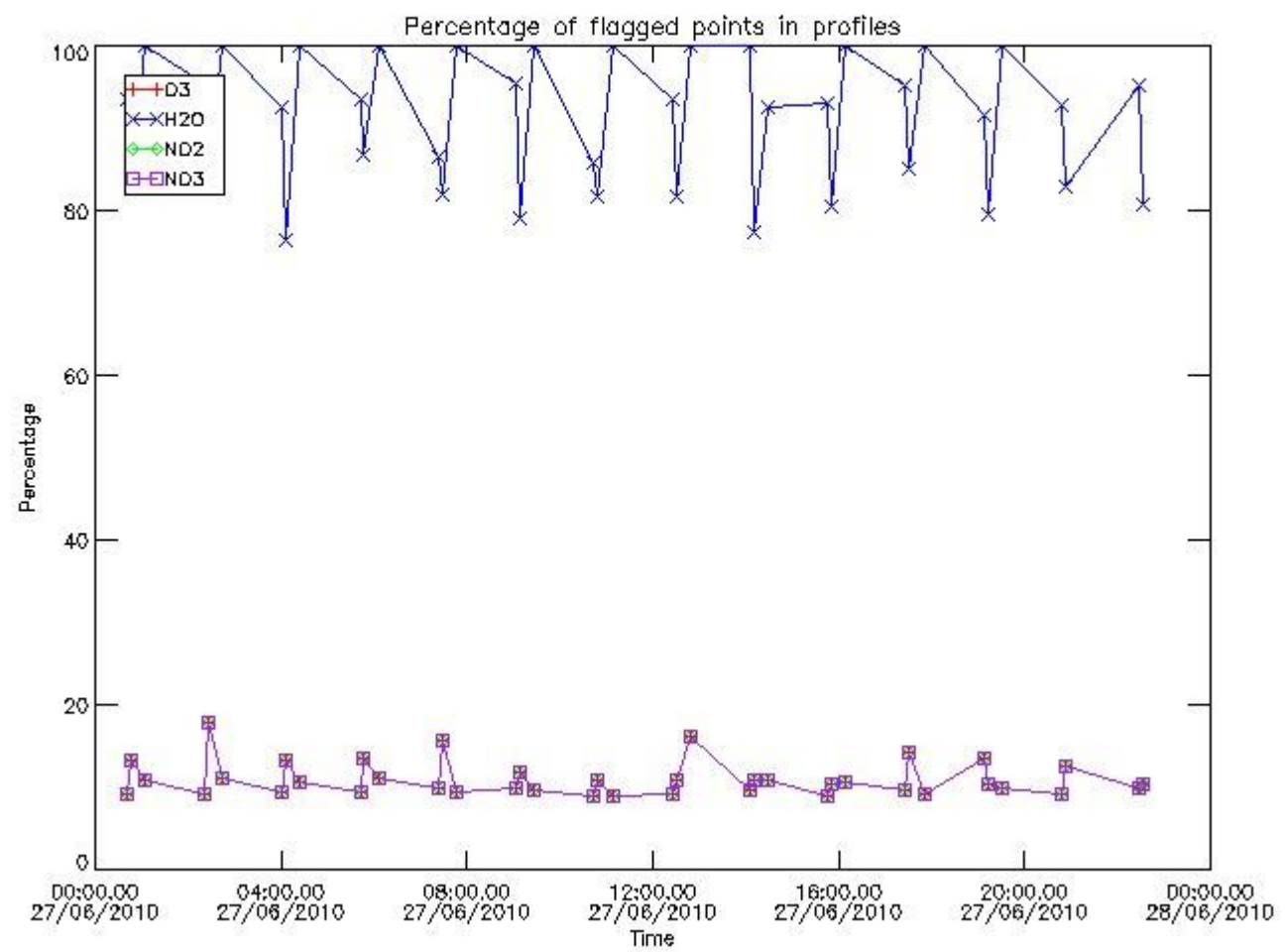
220	GOM_NL__2PRFIN20100627_193710_000000502090_00386_43526_6719.N1	27-JUN-2010 19:37:10	Straylight	50.000	63	Bet Gru	2.1500	2800.0	100	43526	No
221	GOM_NL__2PRFIN20100627_193910_000000492090_00386_43526_6720.N1	27-JUN-2010 19:39:10	Straylight	49.000	31	Alp Gru	1.7340	15200.	98	43526	No
222	GOM_NL__2PRFIN20100627_194152_000000412090_00386_43526_6721.N1	27-JUN-2010 19:41:52	Straylight	40.500	45	Alp Pav	1.9400	26000.	81	43526	No
223	GOM_NL__2PRFIN20100627_195052_000000452090_00386_43526_6722.N1	27-JUN-2010 19:50:52	Tw_i_and_stray	45.000	38	20Eps Sgr	1.8360	11000.	90	43526	No
224	GOM_NL__2PRFIN20100627_195215_000000512090_00386_43526_6723.N1	27-JUN-2010 19:52:15	Bright	51.000	116	19Del Sgr	2.7000	4100.0	102	43526	No
225	GOM_NL__2PRFIN20100627_195423_000000492090_00386_43526_6724.N1	27-JUN-2010 19:54:23	Bright	48.500	155	41Pi Sgr	2.9000	6600.0	97	43526	No
226	GOM_NL__2PRFIN20100627_200255_000000392090_00386_43526_6725.N1	27-JUN-2010 20:02:55	Bright	38.500	126	60Bet Oph	2.7700	4250.0	77	43526	No
227	GOM_NL__2PRFIN20100627_200517_000000372090_00386_43526_6726.N1	27-JUN-2010 20:05:17	Bright	37.000	59	55Alp Oph	2.0800	8900.0	74	43526	No
228	GOM_NL__2PRFIN20100627_201429_000000482090_00386_43526_6727.N1	27-JUN-2010 20:14:29	Bright	48.000	5	3Alp Lyr	0.033000	11000.	96	43526	No
229	GOM_NL__2PRFIN20100627_201649_000000402090_00386_43526_6728.N1	27-JUN-2010 20:16:49	Bright	39.500	130	23Bet Dra	2.7990	5800.0	79	43526	No
230	GOM_NL__2PRFIN20100627_202608_000000482090_00386_43526_6729.N1	27-JUN-2010 20:26:08	Bright	47.500	89	5Alp Cep	2.4510	8000.0	95	43526	No
231	GOM_NL__2PRFIN20100627_203321_000000462090_00386_43526_6730.N1	27-JUN-2010 20:33:21	Bright	45.500	74	11Bet Cas	2.2680	6600.0	91	43526	No
232	GOM_NL__2PRFIN20100627_203459_000000682090_00386_43526_6731.N1	27-JUN-2010 20:34:59	Bright	68.000	68	18Alp Cas	2.2250	4500.0	136	43526	No
233	GOM_NL__2PRFIN20100627_203736_000000542090_00386_43526_6732.N1	27-JUN-2010 20:37:36	Bright	53.500	160	23Gam Per	2.9300	4700.0	107	43526	No
234	GOM_NL__2PRFIN20100627_204101_000000452090_00386_43526_6733.N1	27-JUN-2010 20:41:01	Bright	45.000	73	57Gam1And	2.2600	13100.	90	43526	No
235	GOM_NL__2PRFIN20100627_204332_000000492090_00386_43526_6734.N1	27-JUN-2010 20:43:32	Tw_i_and_stray	49.000	173	4Bet Tri	3.0040	8900.0	98	43526	No
236	GOM_NL__2PRFIN20100627_204736_000000552090_00386_43526_6735.N1	27-JUN-2010 20:47:36	Dark	55.000	50	13Alp Ari	2.0070	4250.0	110	43526	No
237	GOM_NL__2PRFIN20100627_205229_000000452090_00386_43526_6736.N1	27-JUN-2010 20:52:29	Dark	44.500	94	92Alp Cet	2.5260	3100.0	89	43526	No
238	GOM_NL__2PRFIN20100627_211747_000000522090_00387_43527_6726.N1	27-JUN-2010 21:17:47	Straylight	52.000	63	Bet Gru	2.1500	2800.0	104	43527	No
239	GOM_NL__2PRFIN20100627_211947_000000492090_00387_43527_6727.N1	27-JUN-2010 21:19:47	Straylight	48.500	31	Alp Gru	1.7340	15200.	97	43527	No
240	GOM_NL__2PRFIN20100627_212229_000000422090_00387_43527_6728.N1	27-JUN-2010 21:22:29	Straylight	41.500	45	Alp Pav	1.9400	26000.	83	43527	No
241	GOM_NL__2PRFIN20100627_213128_000000452090_00387_43527_6729.N1	27-JUN-2010 21:31:28	Tw_i_and_stray	44.500	38	20Eps Sgr	1.8360	11000.	89	43527	No
242	GOM_NL__2PRFIN20100627_213251_000000562090_00387_43527_6730.N1	27-JUN-2010 21:32:51	Bright	56.000	116	19Del Sgr	2.7000	4100.0	112	43527	No
243	GOM_NL__2PRFIN20100627_213459_000000482090_00387_43527_6731.N1	27-JUN-2010 21:34:59	Bright	47.500	155	41Pi Sgr	2.9000	6600.0	95	43527	No
244	GOM_NL__2PRFIN20100627_214331_000000392090_00387_43527_6732.N1	27-JUN-2010 21:43:31	Bright	38.500	126	60Bet Oph	2.7700	4250.0	77	43527	No
245	GOM_NL__2PRFIN20100627_214553_000000392090_00387_43527_6733.N1	27-JUN-2010 21:45:53	Bright	38.500	59	55Alp Oph	2.0800	8900.0	77	43527	No
246	GOM_NL__2PRFIN20100627_215504_000000452090_00387_43527_6734.N1	27-JUN-2010 21:55:04	Bright	45.000	5	3Alp Lyr	0.033000	11000.	90	43527	No
247	GOM_NL__2PRFIN20100627_215725_000000402090_00387_43527_6735.N1	27-JUN-2010 21:57:25	Bright	40.000	130	23Bet Dra	2.7990	5800.0	80	43527	No
248	GOM_NL__2PRFIN20100627_220644_000000482090_00387_43527_6736.N1	27-JUN-2010 22:06:44	Bright	47.500	89	5Alp Cep	2.4510	8000.0	95	43527	No
249	GOM_NL__2PRFIN20100627_221356_000000472090_00387_43527_6737.N1	27-JUN-2010 22:13:56	Bright	47.000	74	11Bet Cas	2.2680	6600.0	94	43527	No
250	GOM_NL__2PRFIN20100627_221534_000000492090_00387_43527_6738.N1	27-JUN-2010 22:15:34	Bright	49.000	68	18Alp Cas	2.2250	4500.0	98	43527	No
251	GOM_NL__2PRFIN20100627_221812_000000482090_00387_43527_6739.N1	27-JUN-2010 22:18:12	Bright	48.000	160	23Gam Per	2.9300	4700.0	96	43527	No
252	GOM_NL__2PRFIN20100627_222136_000000582090_00387_43527_6740.N1	27-JUN-2010 22:21:36	Bright	58.000	73	57Gam1And	2.2600	13100.	116	43527	No
253	GOM_NL__2PRFIN20100627_222408_000000472090_00387_43527_6741.N1	27-JUN-2010 22:24:08	Tw_i_and_stray	46.500	173	4Bet Tri	3.0040	8900.0	93	43527	No
254	GOM_NL__2PRFIN20100627_222812_000000522090_00387_43527_6742.N1	27-JUN-2010 22:28:12	Dark	51.500	50	13Alp Ari	2.0070	4250.0	103	43527	No
255	GOM_NL__2PRFIN20100627_223306_000000492090_00387_43527_6743.N1	27-JUN-2010 22:33:06	Dark	49.000	94	92Alp Cet	2.5260	3100.0	98	43527	No
256	GOM_NL__2PRFIN20100627_225824_000000552090_00388_43528_6734.N1	27-JUN-2010 22:58:24	Straylight	54.500	63	Bet Gru	2.1500	2800.0	109	43528	No
257	GOM_NL__2PRFIN20100627_230023_000000512090_00388_43528_6735.N1	27-JUN-2010 23:00:23	Straylight	51.000	31	Alp Gru	1.7340	15200.	102	43528	No
258	GOM_NL__2PRFIN20100627_230305_000000412090_00388_43528_6736.N1	27-JUN-2010 23:03:05	Straylight	40.500	45	Alp Pav	1.9400	26000.	81	43528	No
259	GOM_NL__2PRFIN20100627_231204_000000462090_00388_43528_6737.N1	27-JUN-2010 23:12:04	Tw_i_and_stray	45.500	38	20Eps Sgr	1.8360	11000.	91	43528	No
260	GOM_NL__2PRFIN20100627_231327_000000532090_00388_43528_6738.N1	27-JUN-2010 23:13:27	Bright	52.500	116	19Del Sgr	2.7000	4100.0	105	43528	No
261	GOM_NL__2PRFIN20100627_231535_000000482090_00388_43528_6739.N1	27-JUN-2010 23:15:35	Bright	47.500	155	41Pi Sgr	2.9000	6600.0	95	43528	No
262	GOM_NL__2PRFIN20100627_232407_000000412090_00388_43528_6740.N1	27-JUN-2010 23:24:07	Bright	41.000	126	60Bet Oph	2.7700	4250.0	82	43528	No
263	GOM_NL__2PRFIN20100627_232628_000000382090_00388_43528_6741.N1	27-JUN-2010 23:26:28	Bright	37.500	59	55Alp Oph	2.0800	8900.0	75	43528	No
264	GOM_NL__2PRFIN20100627_233539_000000432090_00388_43528_6742.N1	27-JUN-2010 23:35:39	Bright	43.000	5	3Alp Lyr	0.033000	11000.	86	43528	No
265	GOM_NL__2PRFIN20100627_233800_000000362090_00388_43528_6743.N1	27-JUN-2010 23:38:00	Bright	36.000	130	23Bet Dra	2.7990	5800.0	72	43528	No
266	GOM_NL__2PRFIN20100627_234719_000000472090_00388_43528_6744.N1	27-JUN-2010 23:47:19	Bright	47.000	89	5Alp Cep	2.4510	8000.0	94	43528	No
267	GOM_NL__2PRFIN20100627_235432_000000482090_00388_43528_6745.N1	27-JUN-2010 23:54:32	Bright	48.000	74	11Bet Cas	2.2680	6600.0	96	43528	No
268	GOM_NL__2PRFIN20100627_235609_000000512090_00388_43528_6746.N1	27-JUN-2010 23:56:09	Bright	51.000	68	18Alp Cas	2.2250	4500.0	102	43528	No
269	GOM_NL__2PRFIN20100627_235847_000000382090_00388_43528_6747.N1	27-JUN-2010 23:58:47	Bright	38.000	160	23Gam Per	2.9300	4700.0	76	43528	No

### 3. Quality information per product

In this section it is plotted some information contained in the Quality Summary data set of the level 2 products. Only products in dark limb conditions and without errors (error flag in the MPH set to "0") are used.

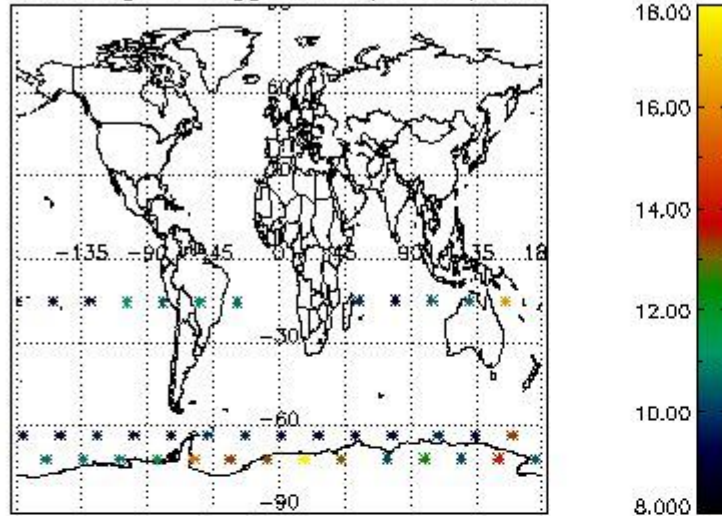


3.1 Plot quality information per product (time dependant)

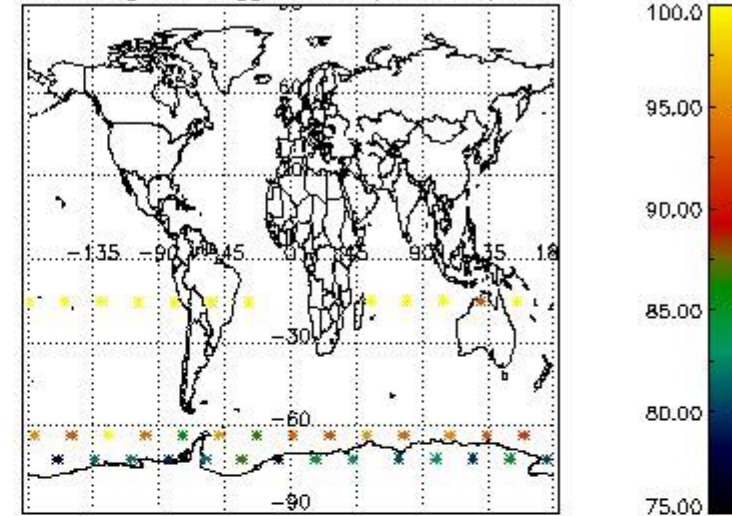


3.2 Plot quality information per product (world map)

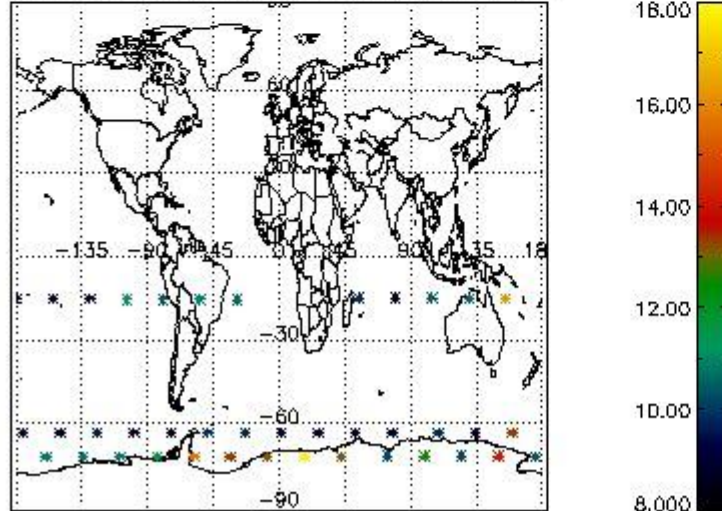
Percentage of flagged data per O3 profile



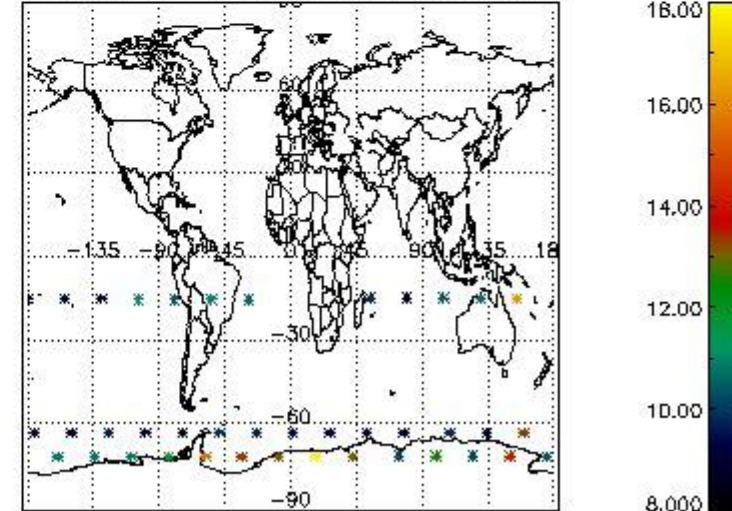
Percentage of flagged data per H2O profile



Percentage of flagged data per NO2 profile



Percentage of flagged data per NO3 profile

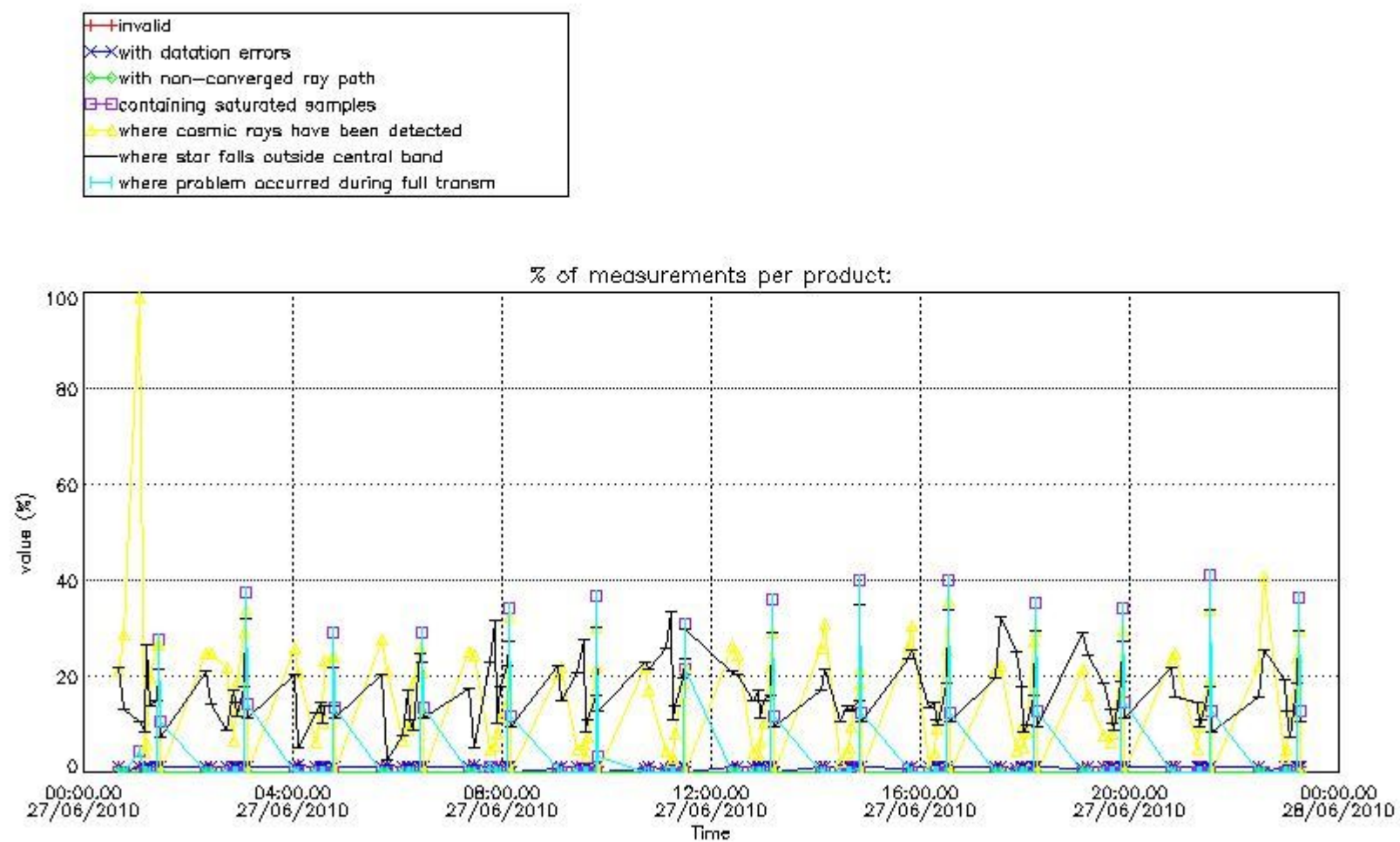


#### 4. Level 1 quality information per product

In this section it is plotted some information contained in the Quality Summary data set of the level 2 products that comes from the level 1b processing. Products without errors (error flag in the MPH set to "0") are used.

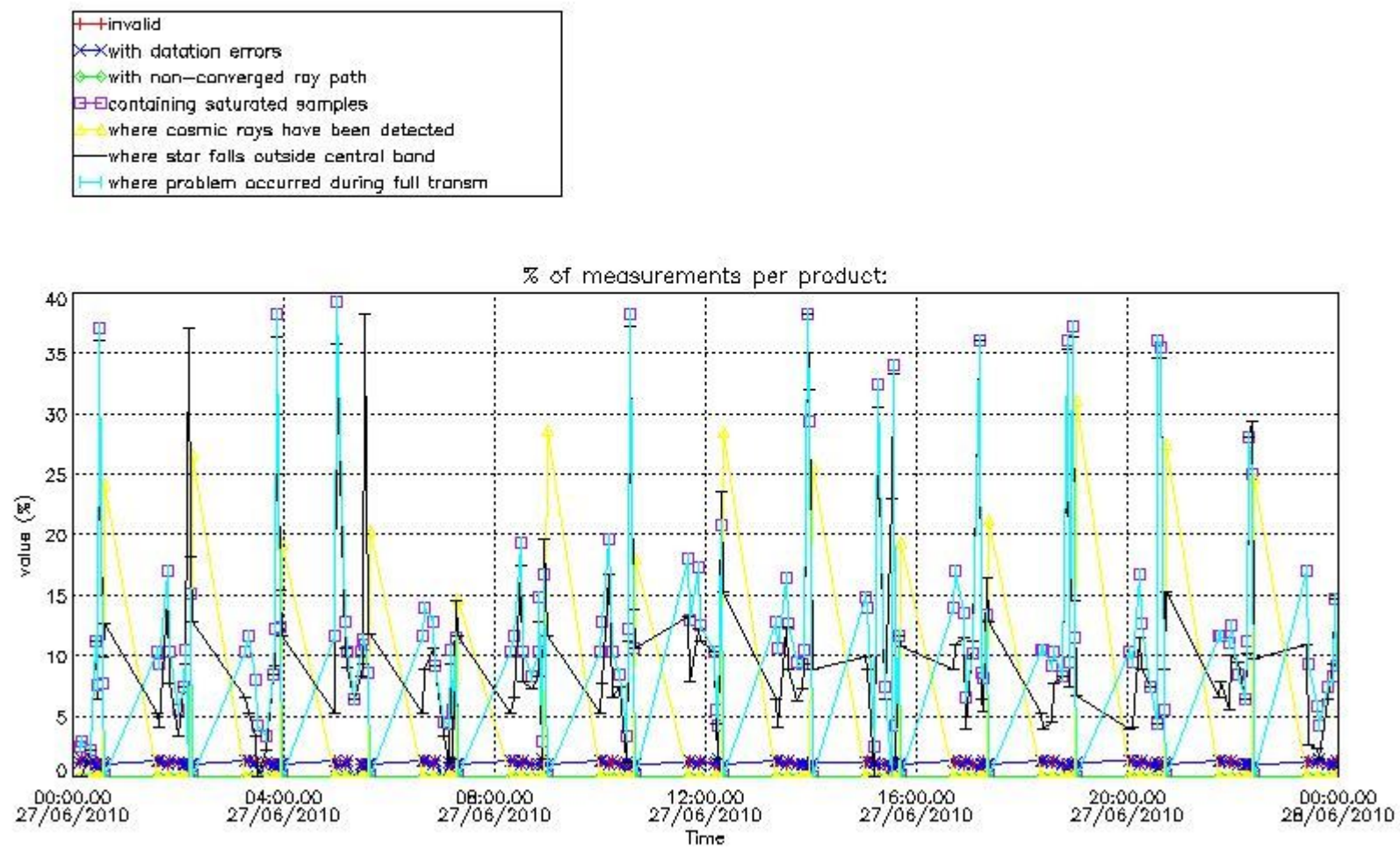
##### 4.1 Plot quality information per product (time dependant) coming from level 1b processing

###### 4.1.1 Plot level 1 quality information per product (time dependant): ENVISAT ASCENDING passes



4.1.2 Plot level 1 quality information per product (time dependant): ENVISAT DESCENDING passes

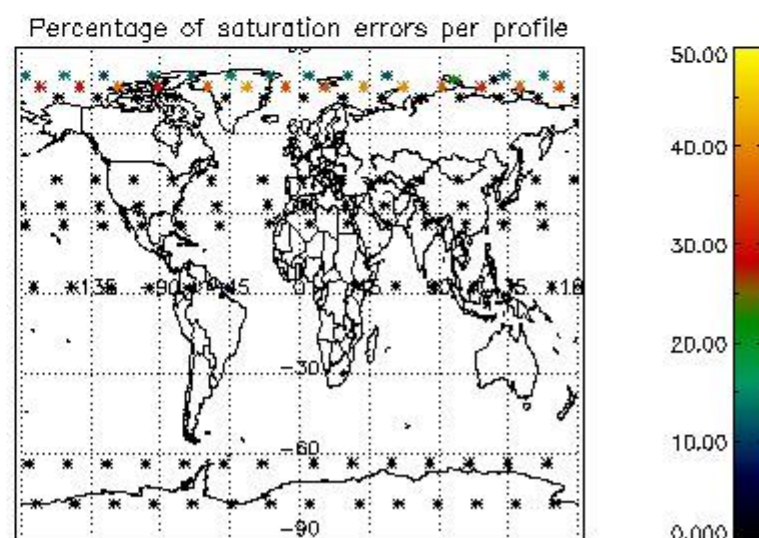
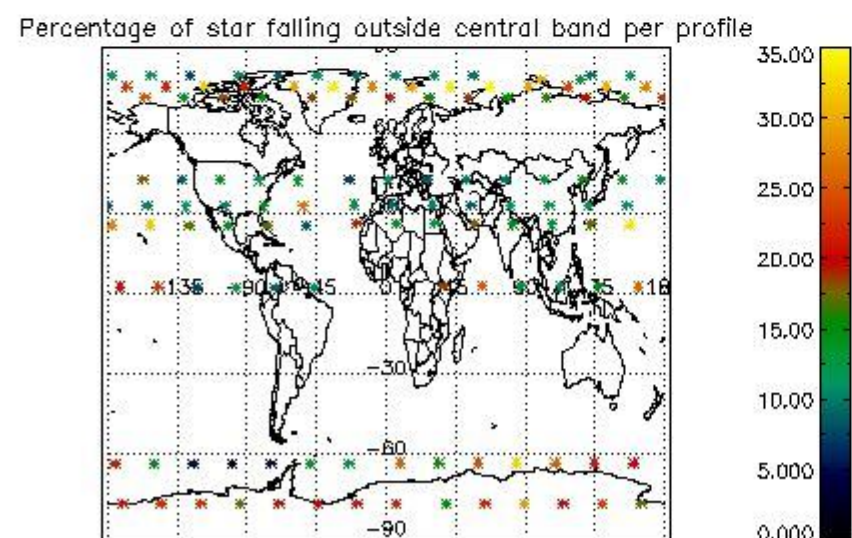
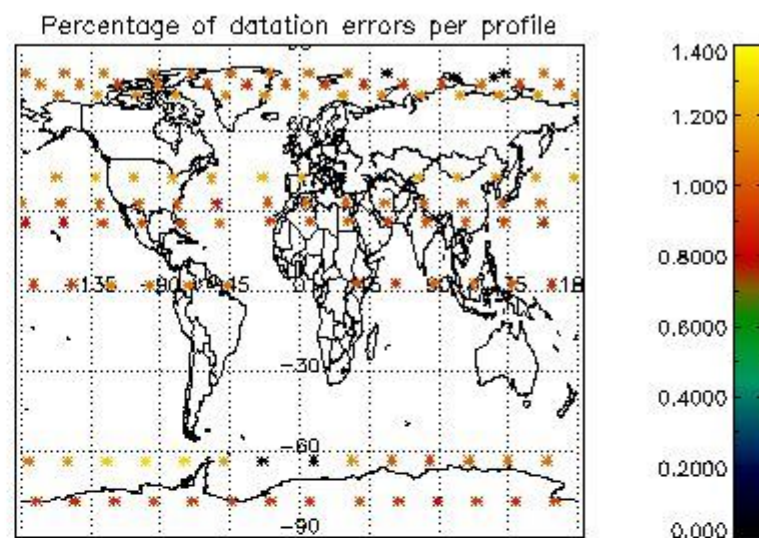
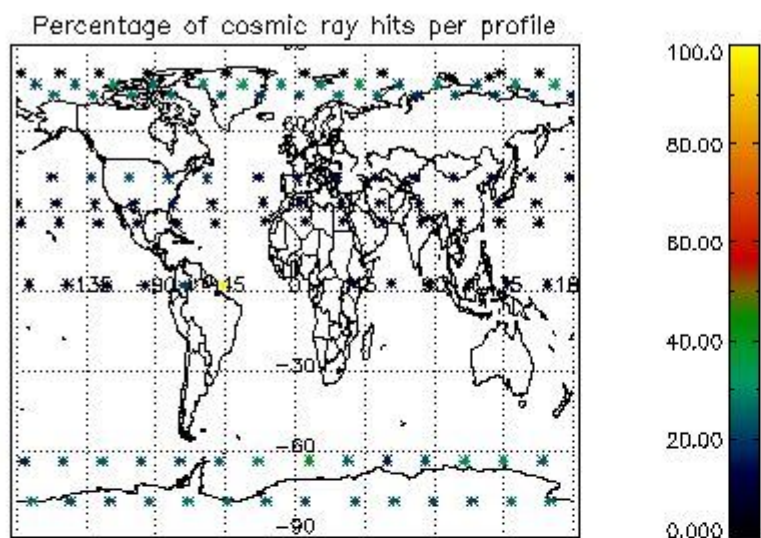




4.2 Plot quality information per product coming from level 1b processing (world map)

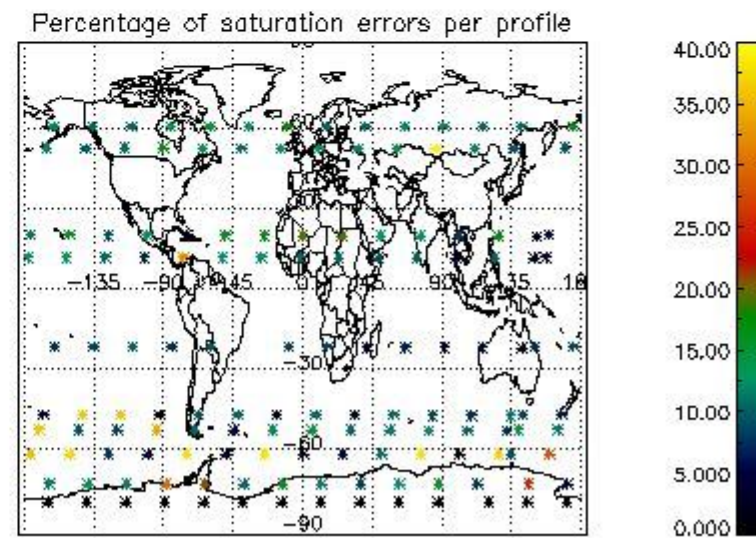
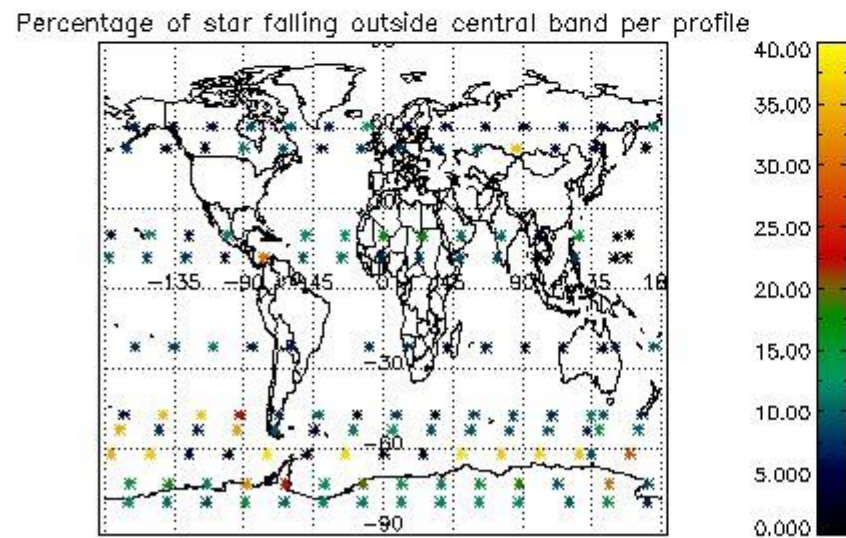
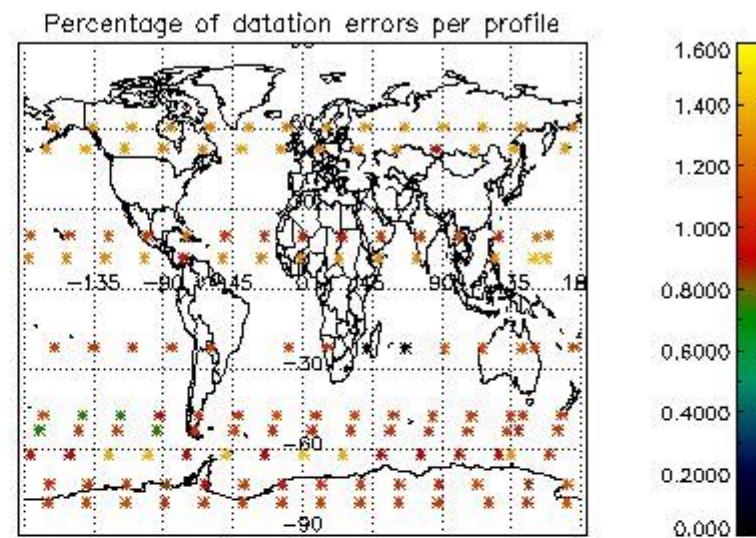
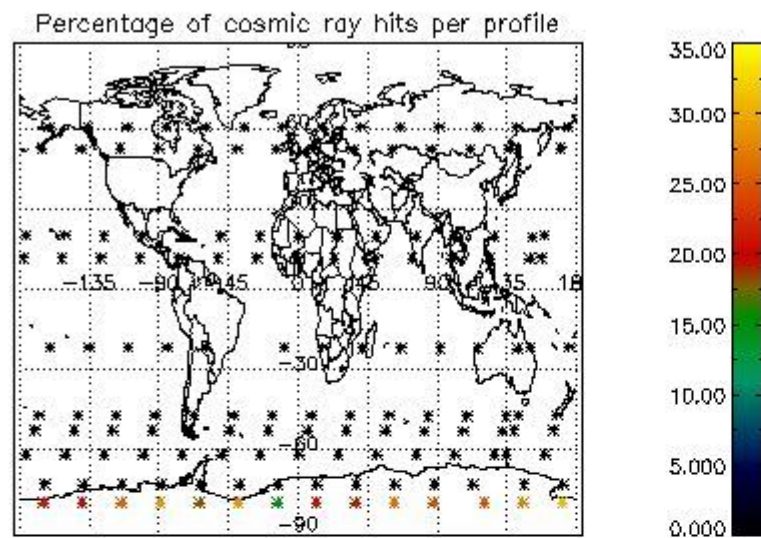
4.2.1 Plot level 1 quality information per product (world map): ENVISAT ASCENDING passes





4.2.2 Plot level 1 quality information per product (world map): ENVISAT DESCENDING passes





## 5. Trace gas profiles

### 5.1 Ozone statistics based on quality of products

The final quality of the products can be "measured" using the STD (Standard Deviation) attached to every point profile. This information is written to the parameter GOM\_NL\_\_2P/NL\_LOCAL\_SPECIES\_DENSITY/o3\_std of the level 2 products. The table below shows the statistics for given STD ranges.

The statistics are given with respect to the overall valid production:

- Products without fatal errors: GOM\_NL\_\_2P/MPH/PRODUCT\_ERR=0
- Valid point profile: GOM\_NL\_\_2P/NL\_LOCAL\_SPECIES\_DENSITY/pcd(0)=0

The 'Criteria' is applied to valid points of dark limb products:

- Products in dark limb illumination condition: GOM\_NL\_\_2P/NL\_SUMMARY\_QUALITY/obs\_ill\_cond=0
- Products without fatal errors: GOM\_NL\_\_2P/MPH/PRODUCT\_ERR=0
- Valid point profile: GOM\_NL\_\_2P/NL\_LOCAL\_SPECIES\_DENSITY/pcd(0)=0

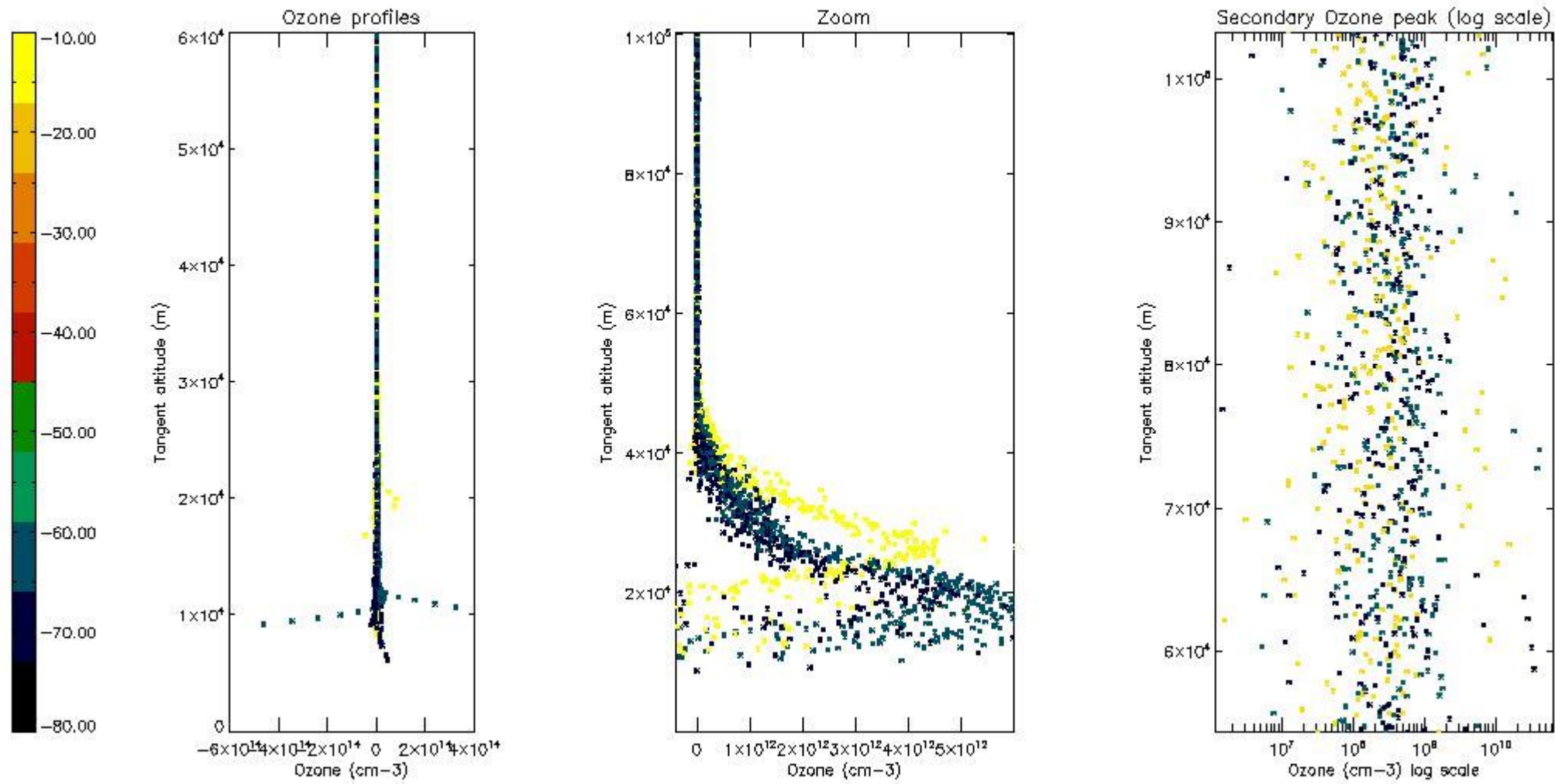
So, the table below shows the percentage of dark limb and valid observations for each criteria with respect to the overall valid daily observations.

Criteria	% of total production
All STD	16
STD < 20	4

STD < 10	2
STD < 5	0

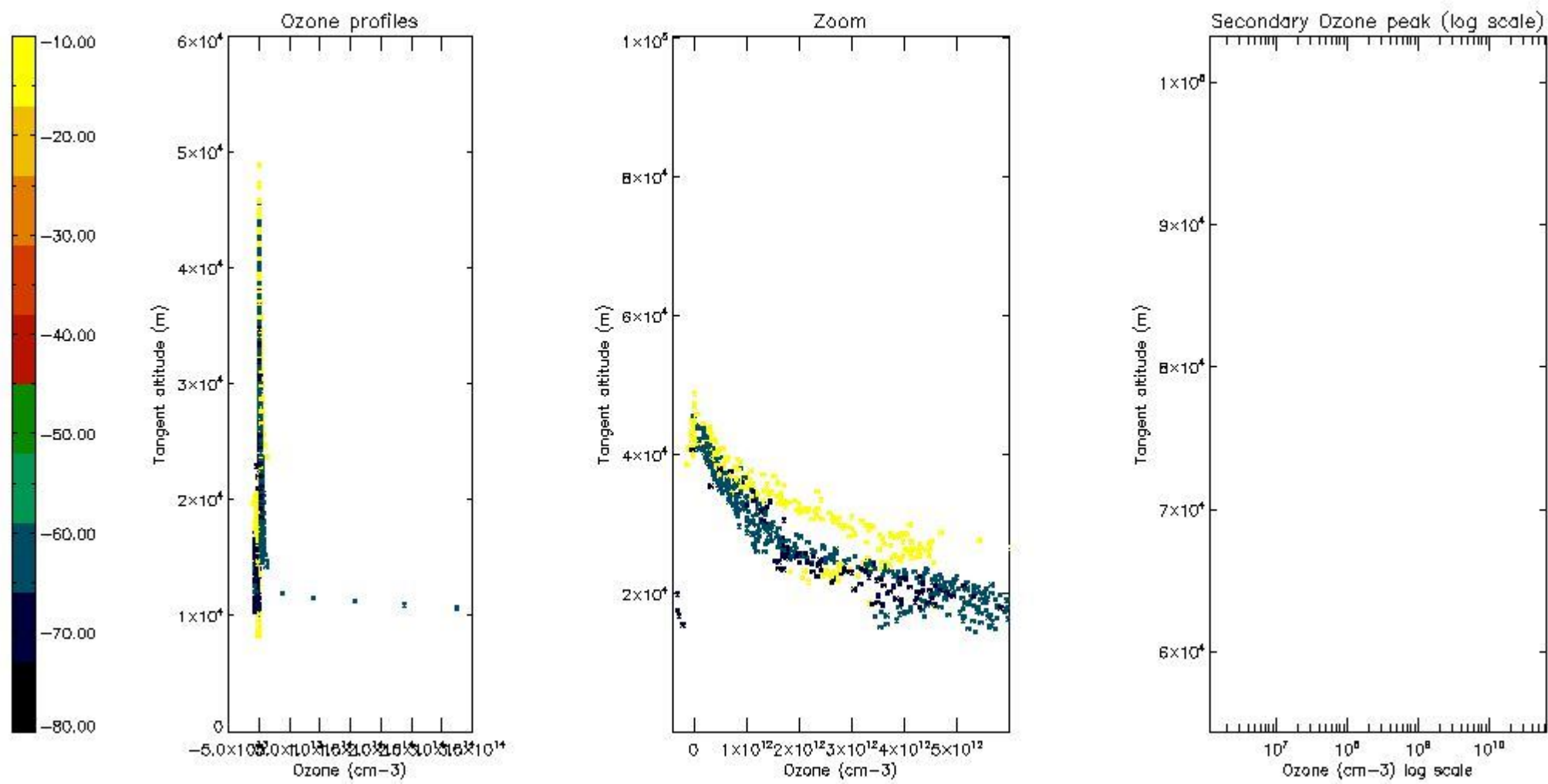
5.2 Plot ozone profiles for all STD (dark without errors)

The colorbar represents the latitude.



5.3 Plot ozone profiles where STD < 20% (dark without errors)

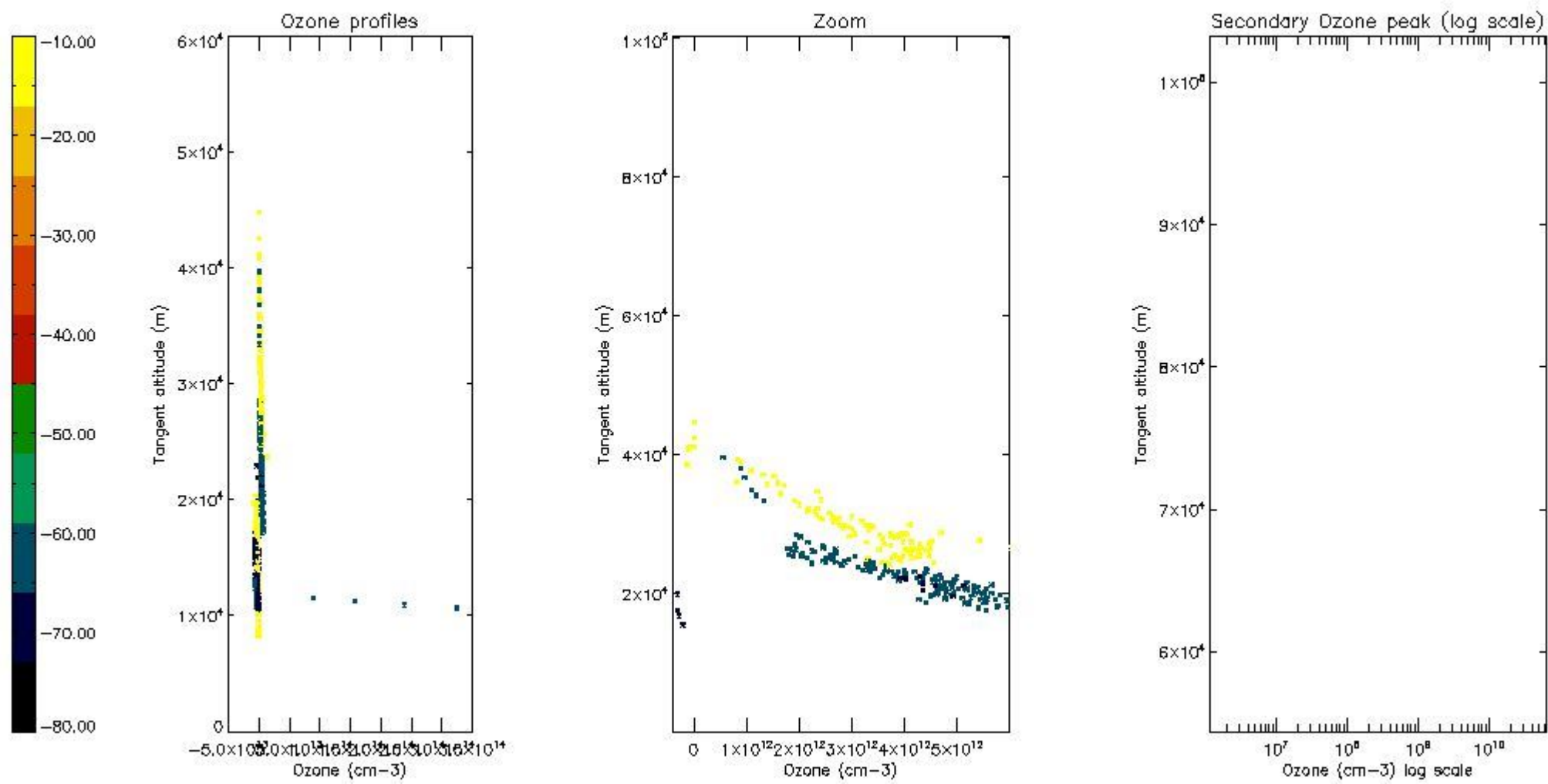
The colorbar represents the latitude.



*5.4 Plot ozone profiles where STD < 10% (dark without errors)*

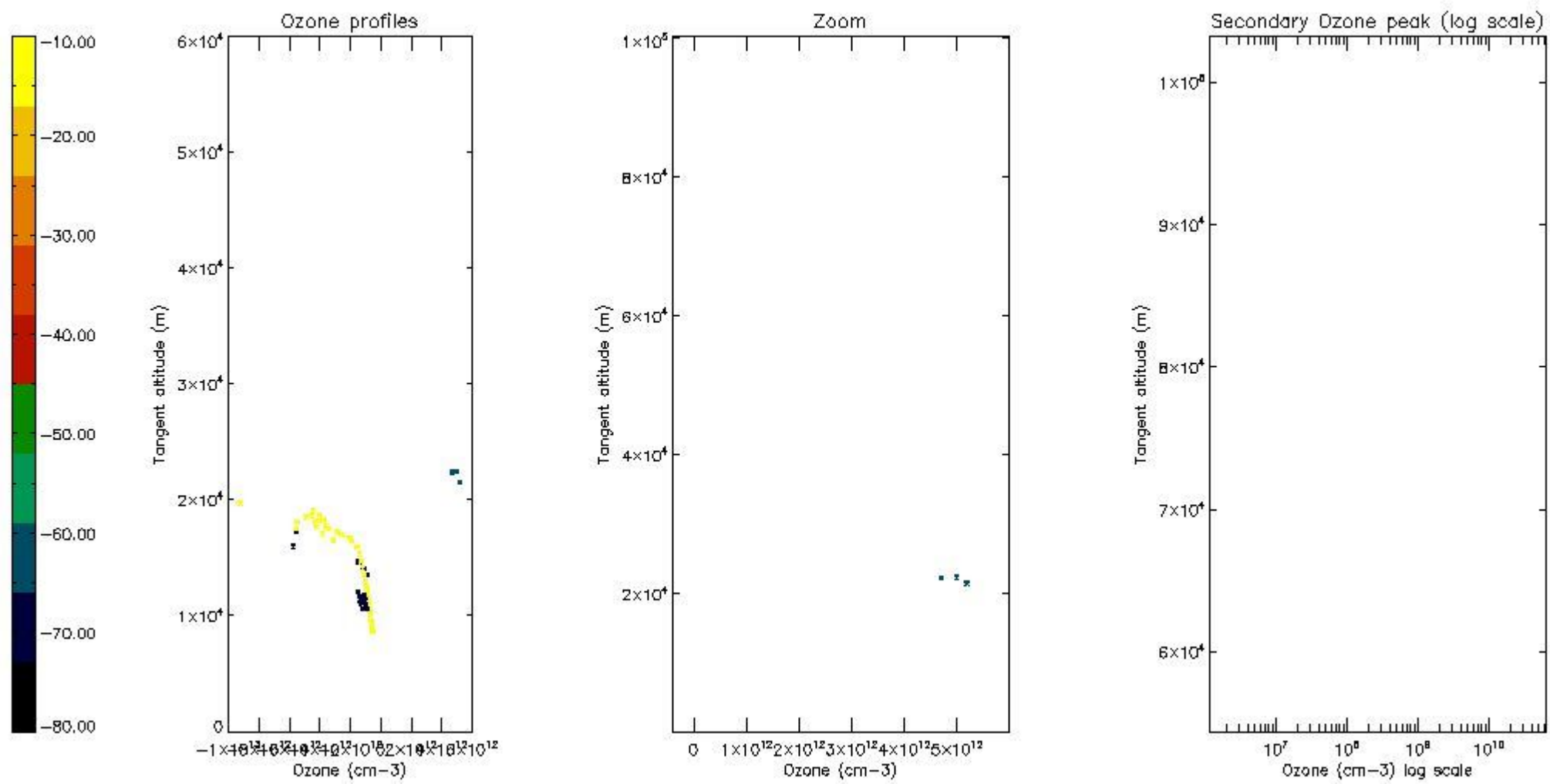
The colorbar represents the latitude.





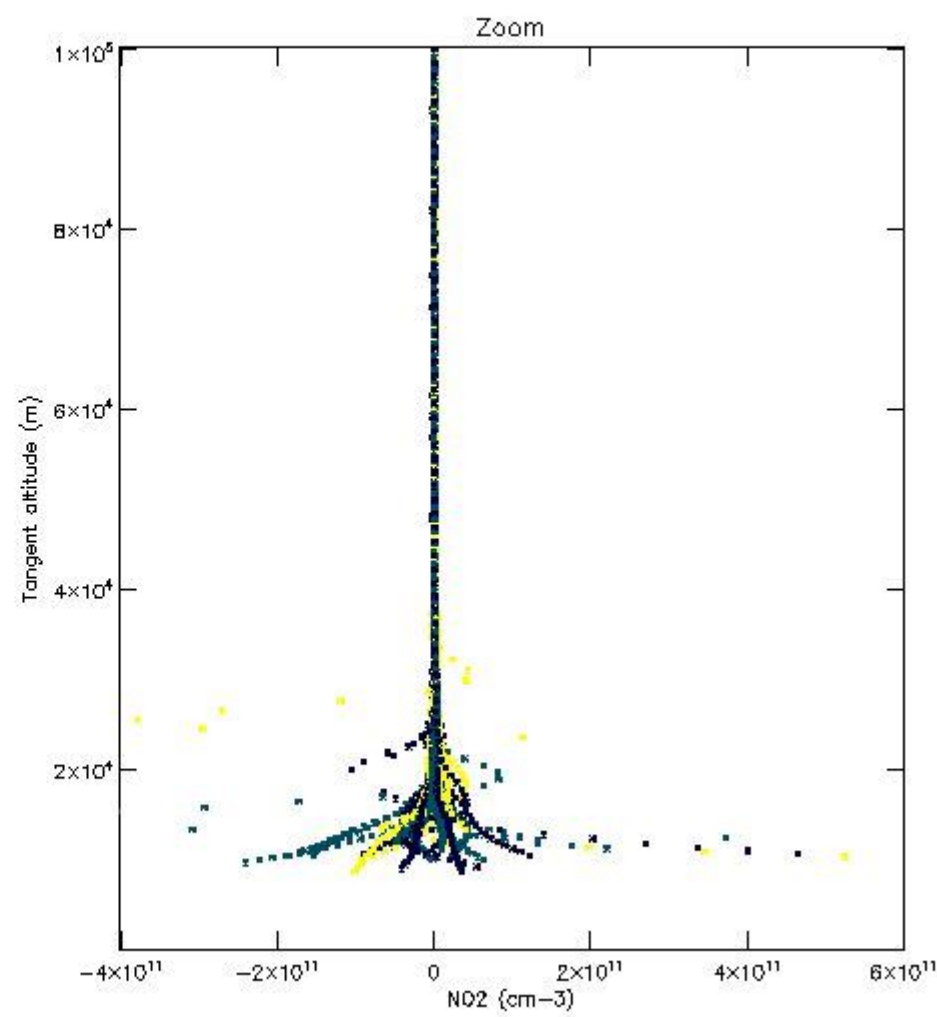
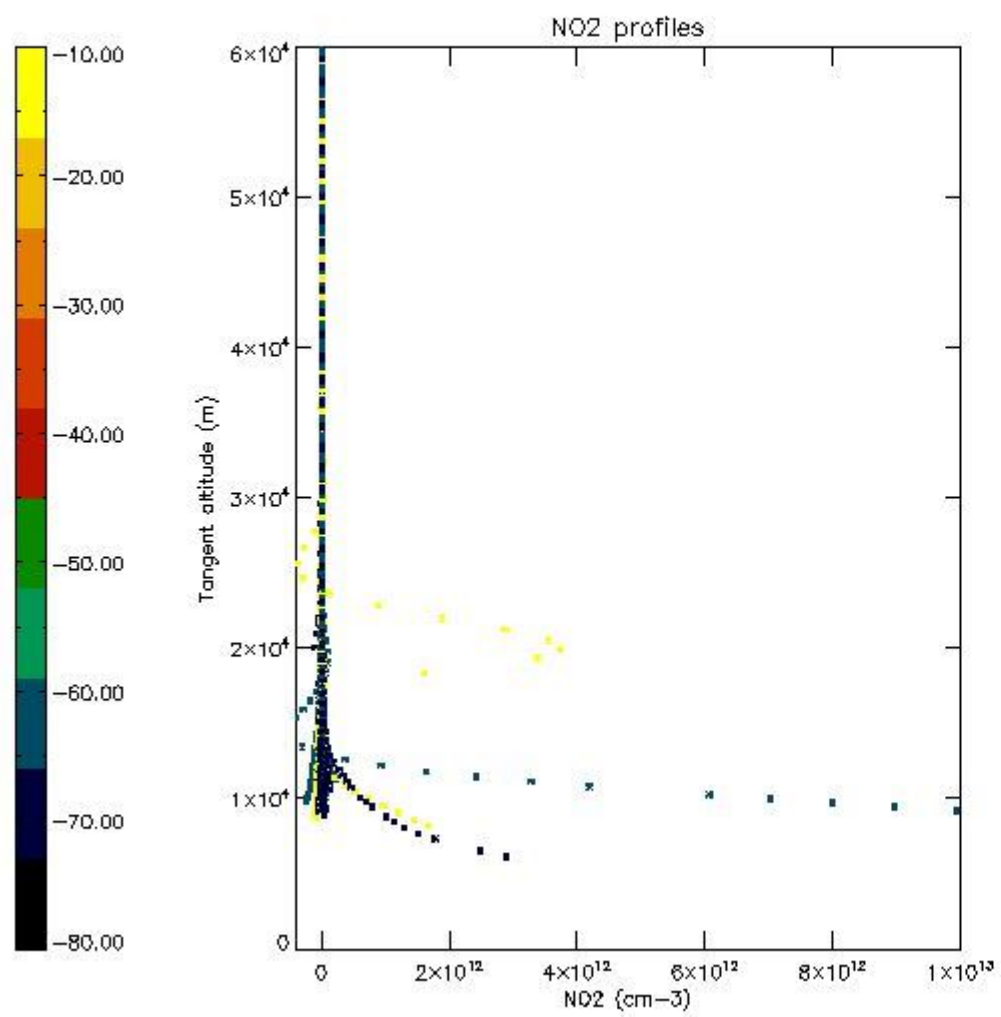
*5.5 Plot ozone profiles where  $STD < 5\%$  (dark without errors)*

The colorbar represents the latitude.



*5.6 Plot NO<sub>2</sub> profiles for all STD (dark without errors)*

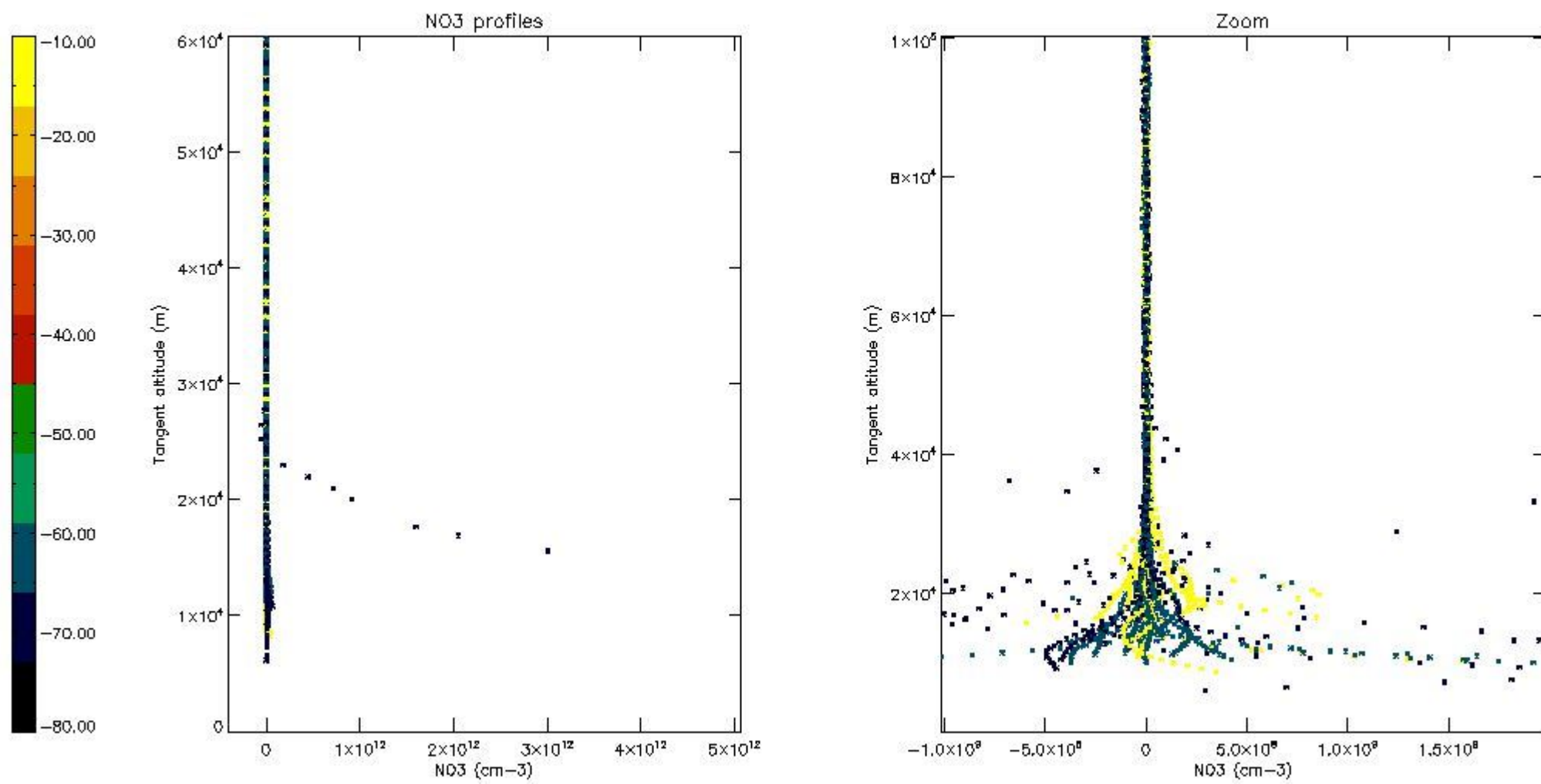
The colorbar represents the latitude.



*5.7 Plot NO3 profiles for all STD (dark without errors)*

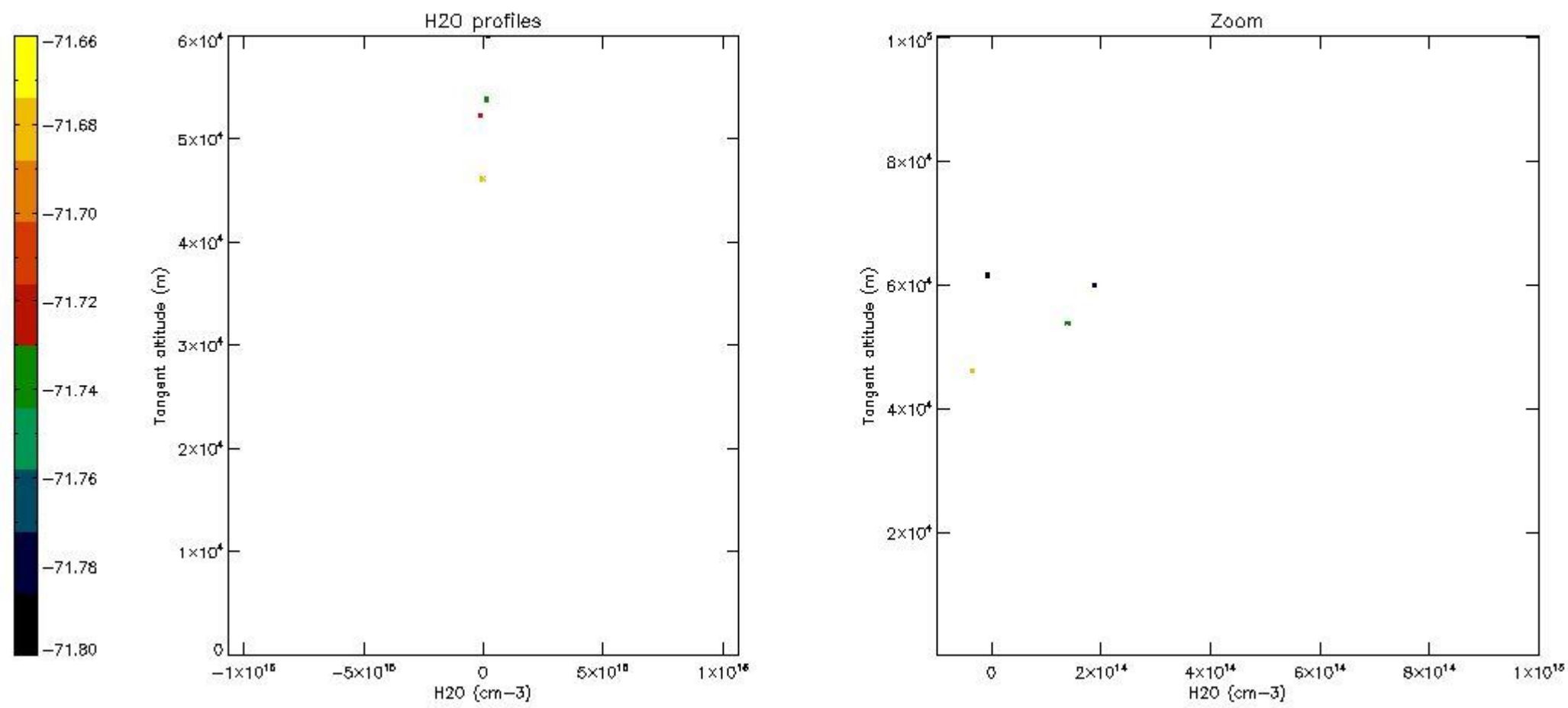
The colorbar represents the latitude.





*5.8 Plot H2O profiles for all STD (only for occultations of stars 1,2,3,4,13,14,16,26,63 dark without errors)*

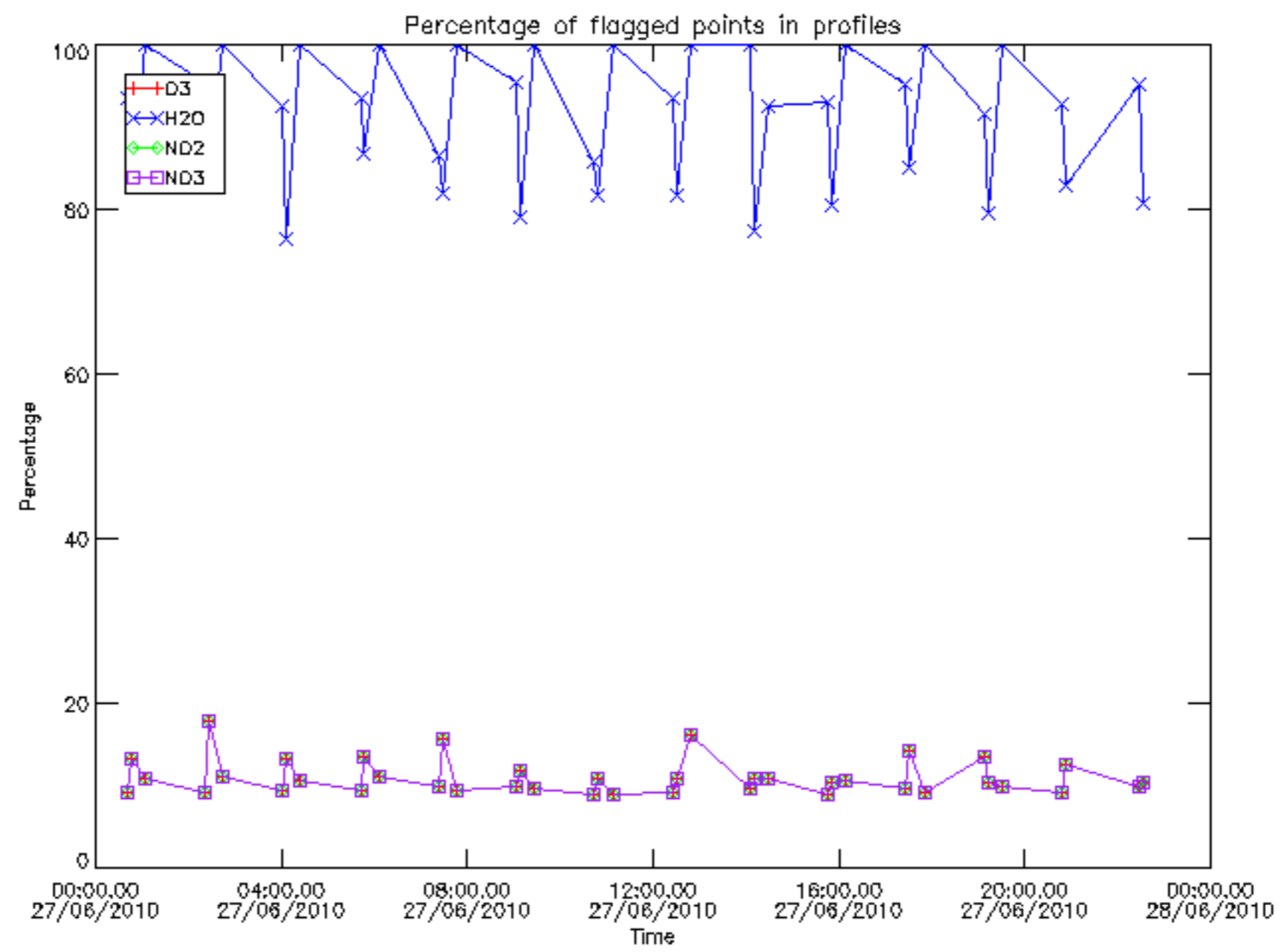
The colorbar represents the latitude.



## 6. Auxiliary Data Files used for the production reported in section 2

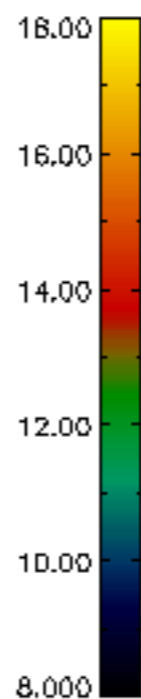
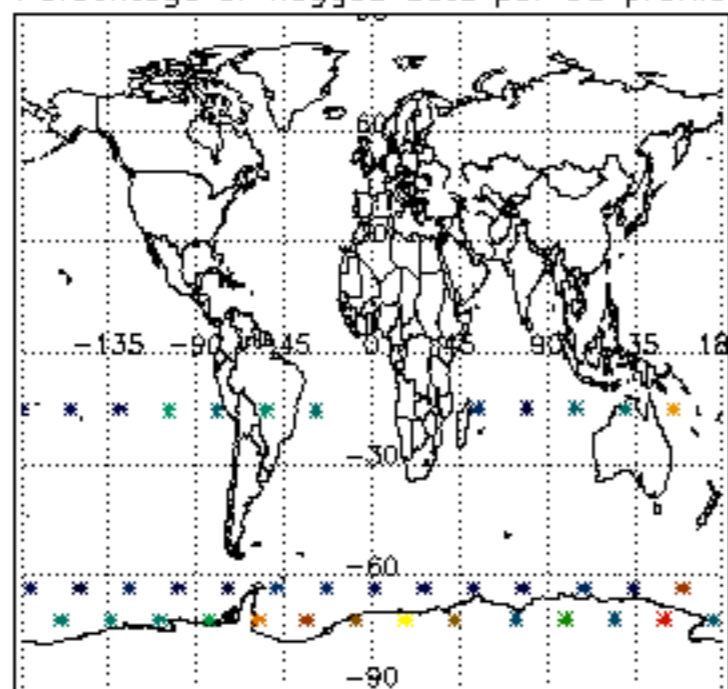
The number reported in the third column indicates since which file (see list in section 2) the corresponding auxiliary file has been used. The fourth column is the date of those product files.

Type	Auxiliary Filename	Used since product	Used since product date
INST_PHYS_CHARACTERISTICS	GOM_INS_AXVIEC20091111_143220_20030716_120000_20500101_000000	1	27-JUN-2010 00:07:25
LEVEL-2_PROC_CONFIG	GOM_PR2_AXVIEC20091111_152718_20020301_000000_20500101_000000	1	27-JUN-2010 00:07:25
CROSS_SECTIONS_FILE	GOM_CRS_AXVIEC20091111_154832_20020301_000000_20500101_000000	1	27-JUN-2010 00:07:25

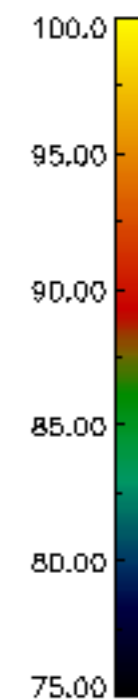
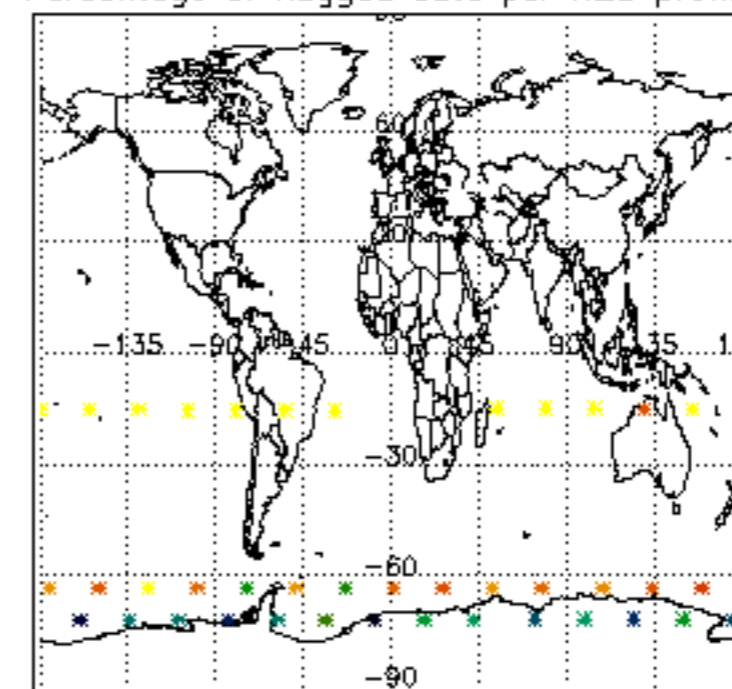




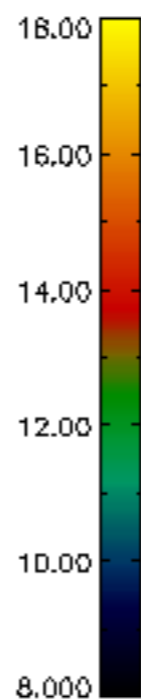
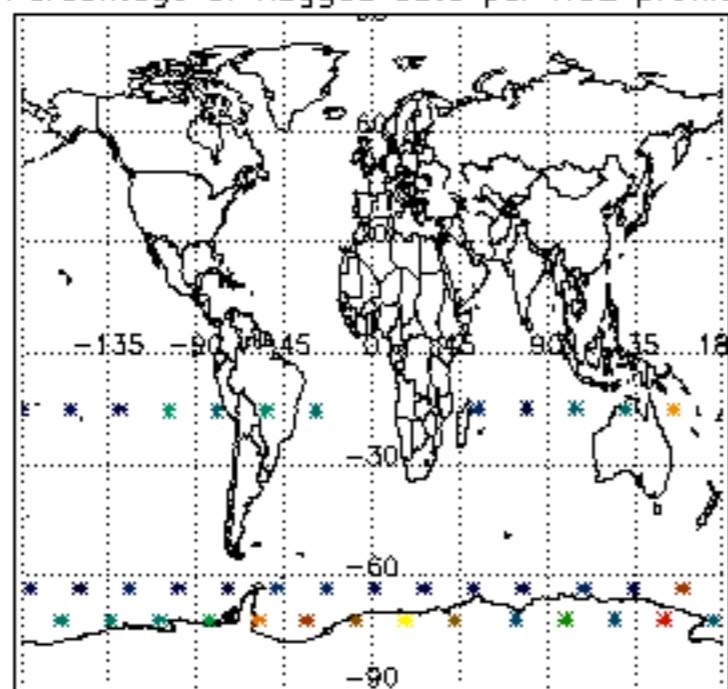
Percentage of flagged data per D3 profile



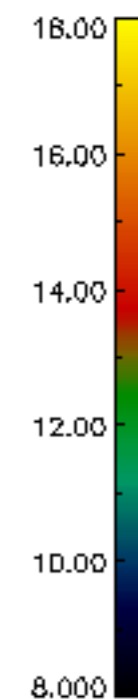
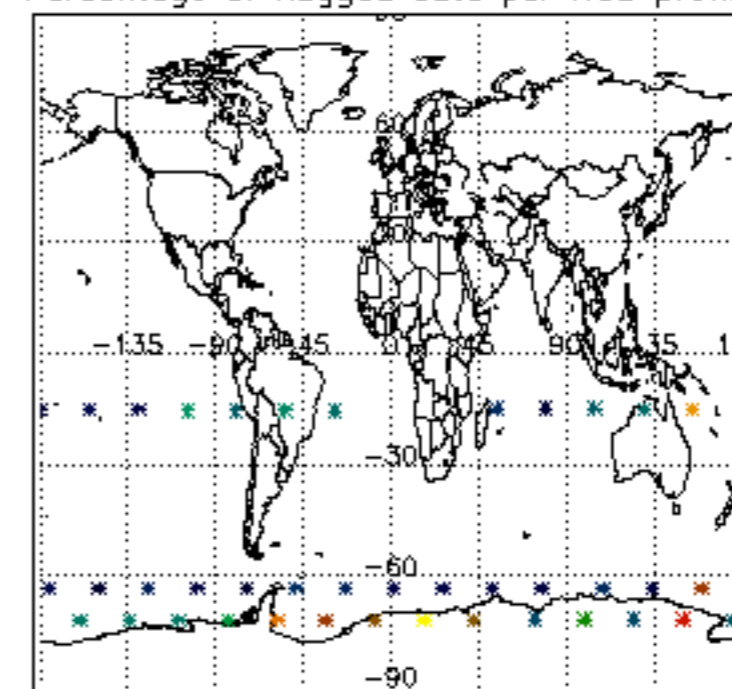
Percentage of flagged data per H2O profile

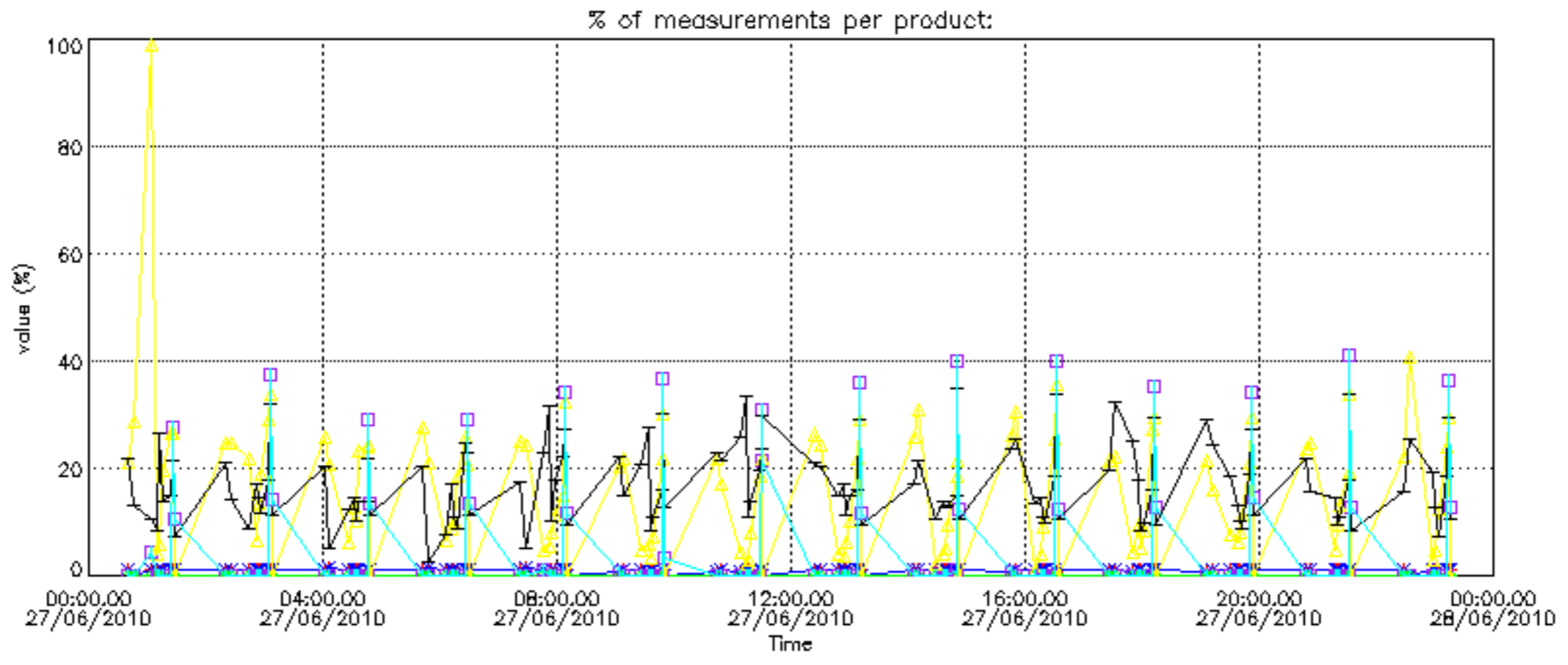


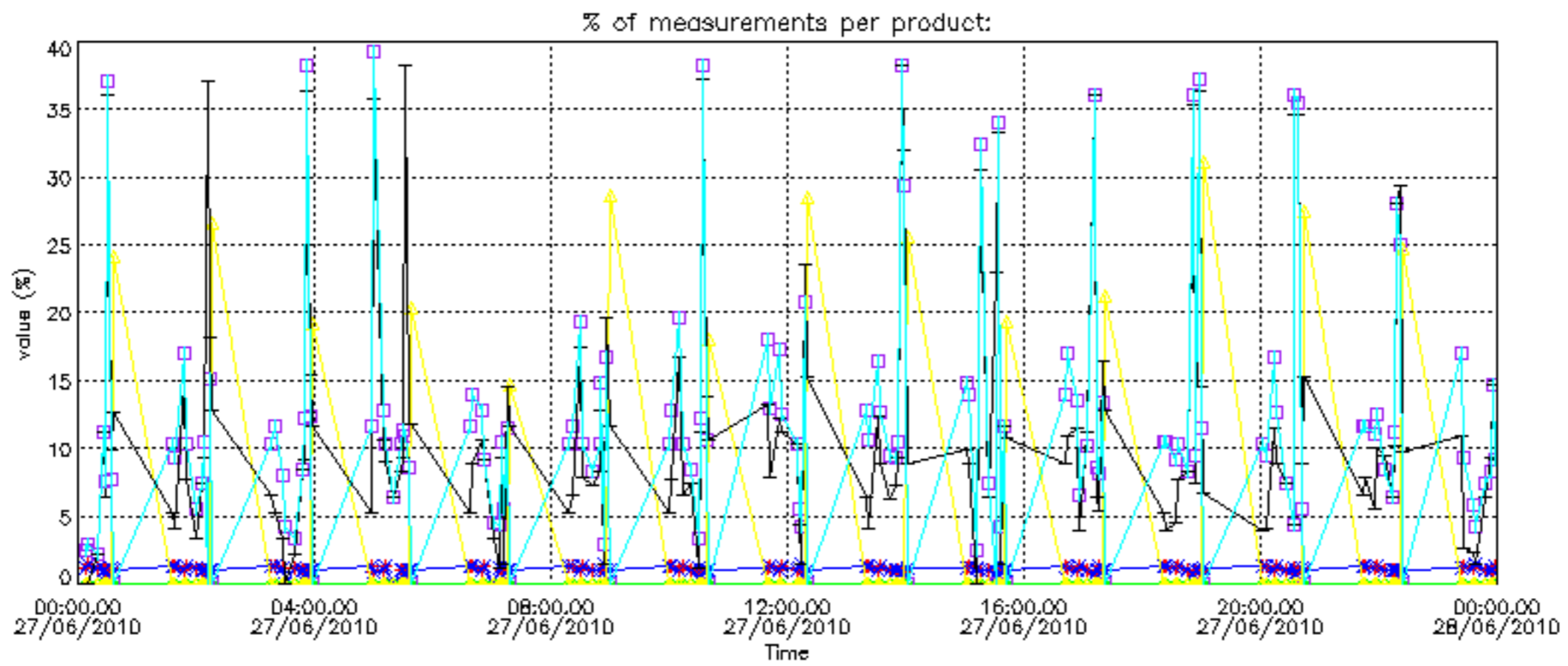
Percentage of flagged data per NO2 profile



Percentage of flagged data per NO3 profile

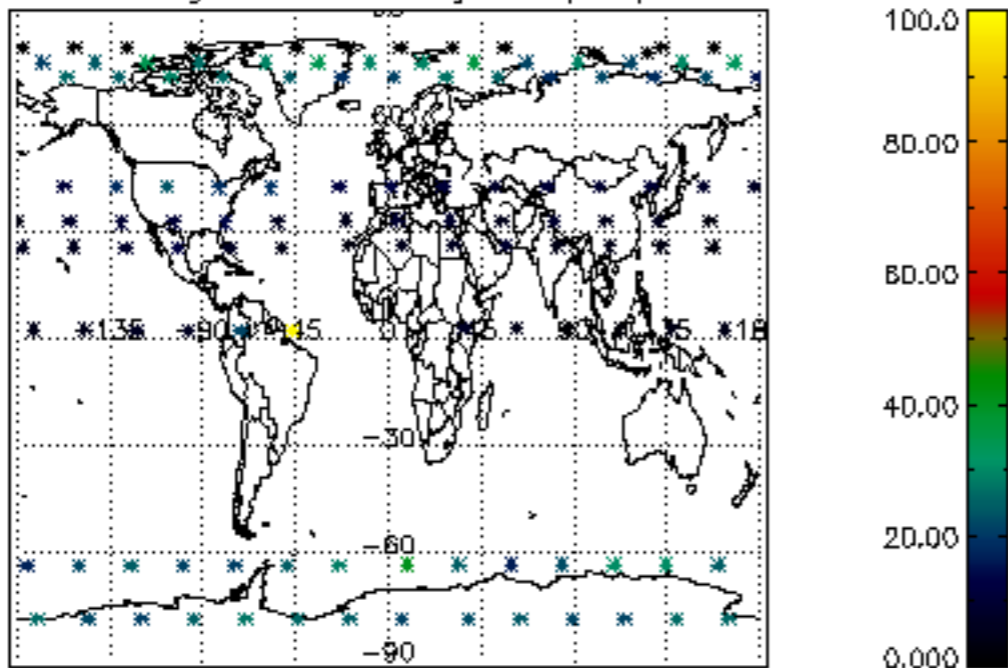




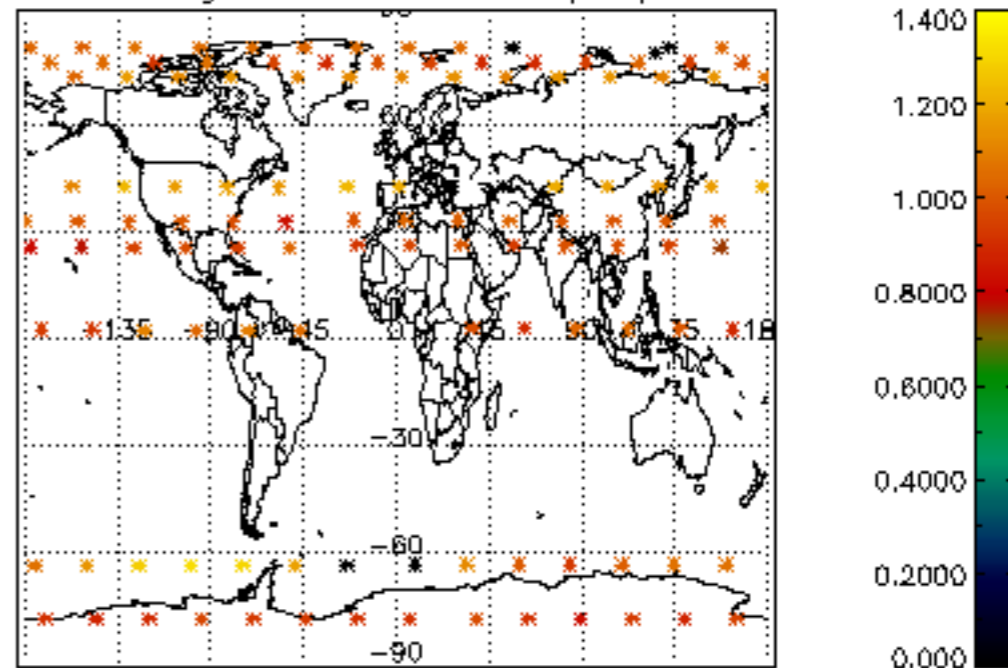




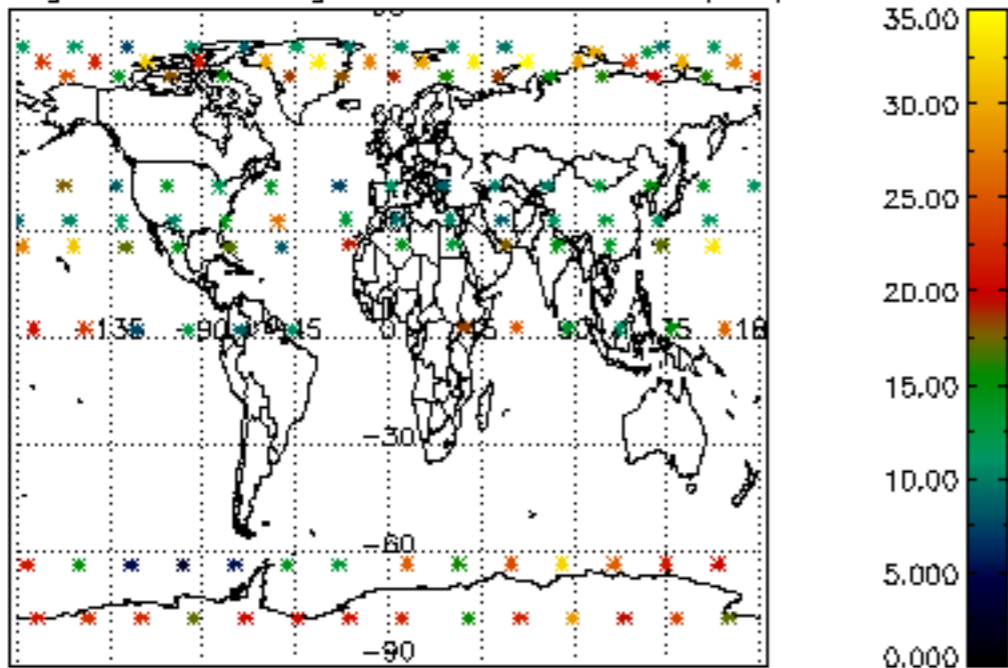
Percentage of cosmic ray hits per profile



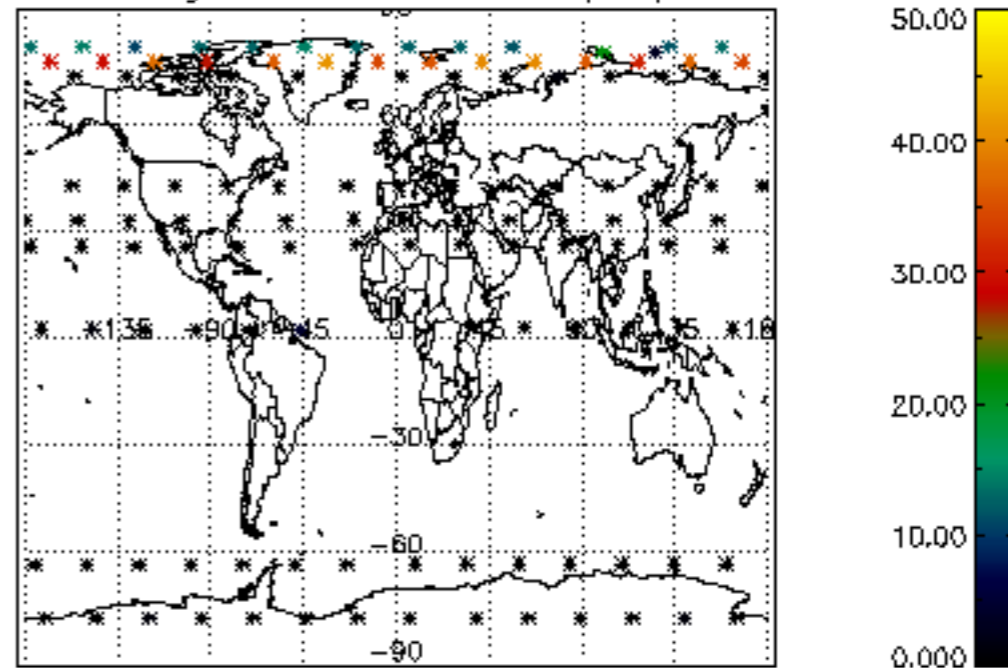
Percentage of datation errors per profile



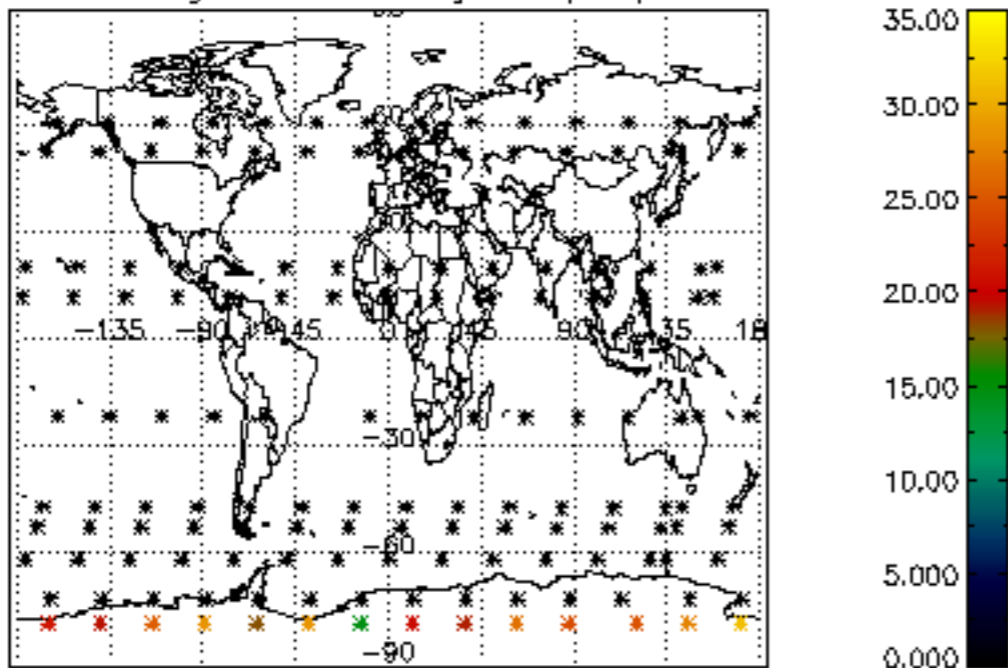
Percentage of star falling outside central band per profile



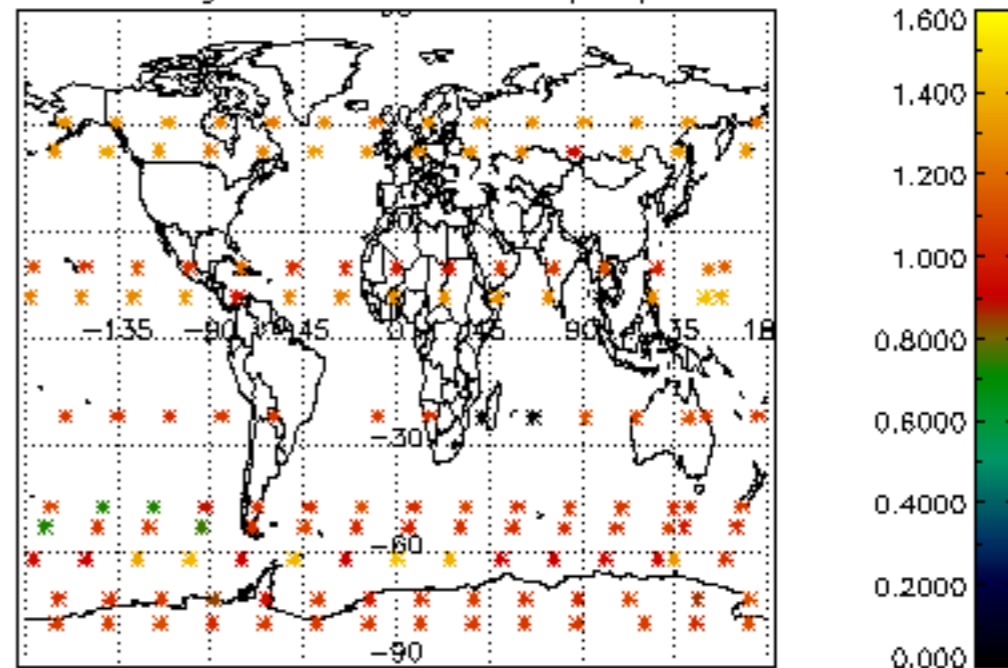
Percentage of saturation errors per profile



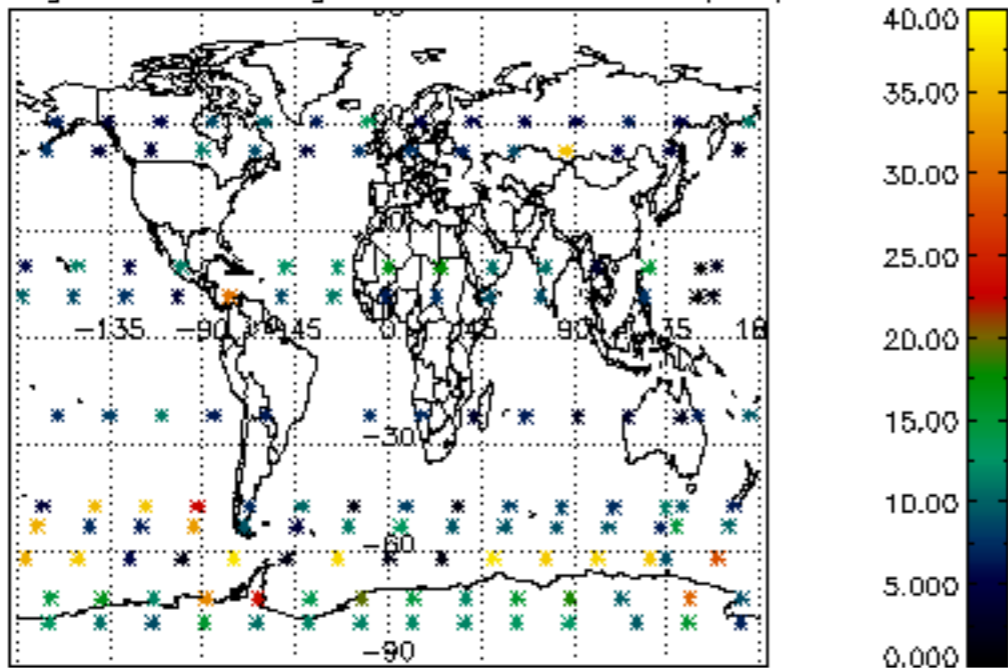
Percentage of cosmic ray hits per profile



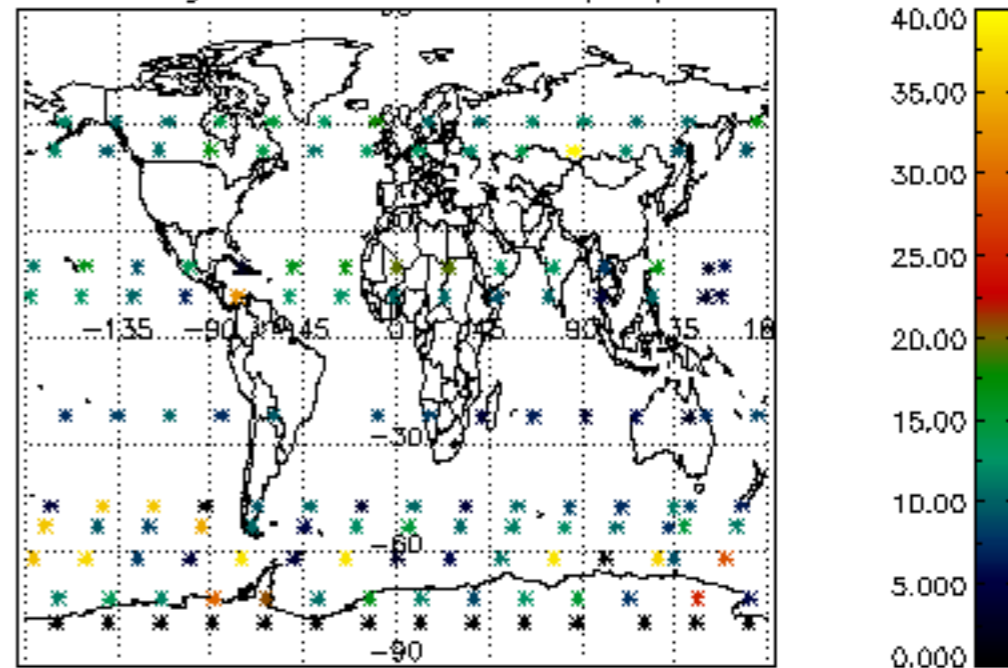
Percentage of datation errors per profile

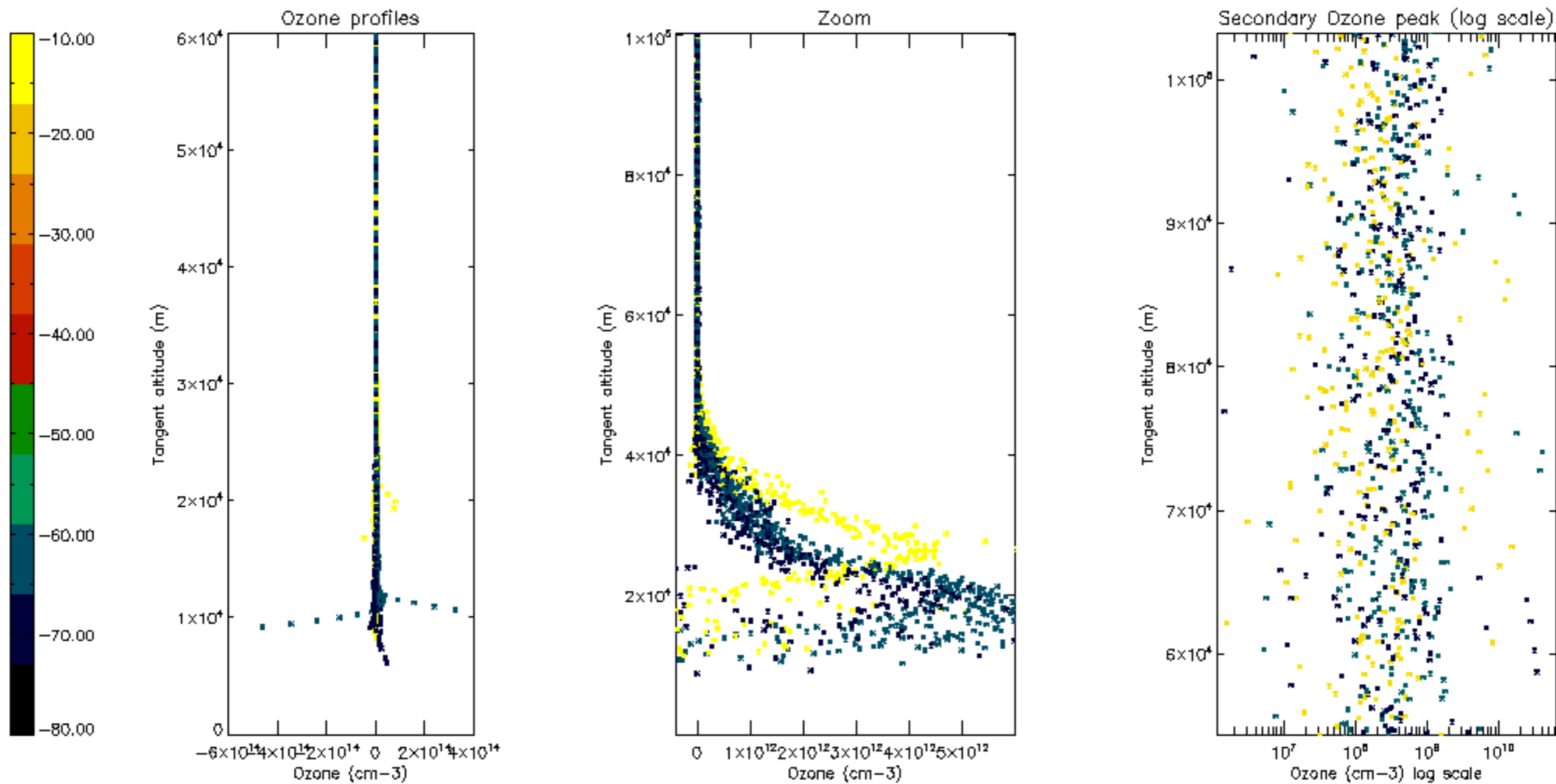


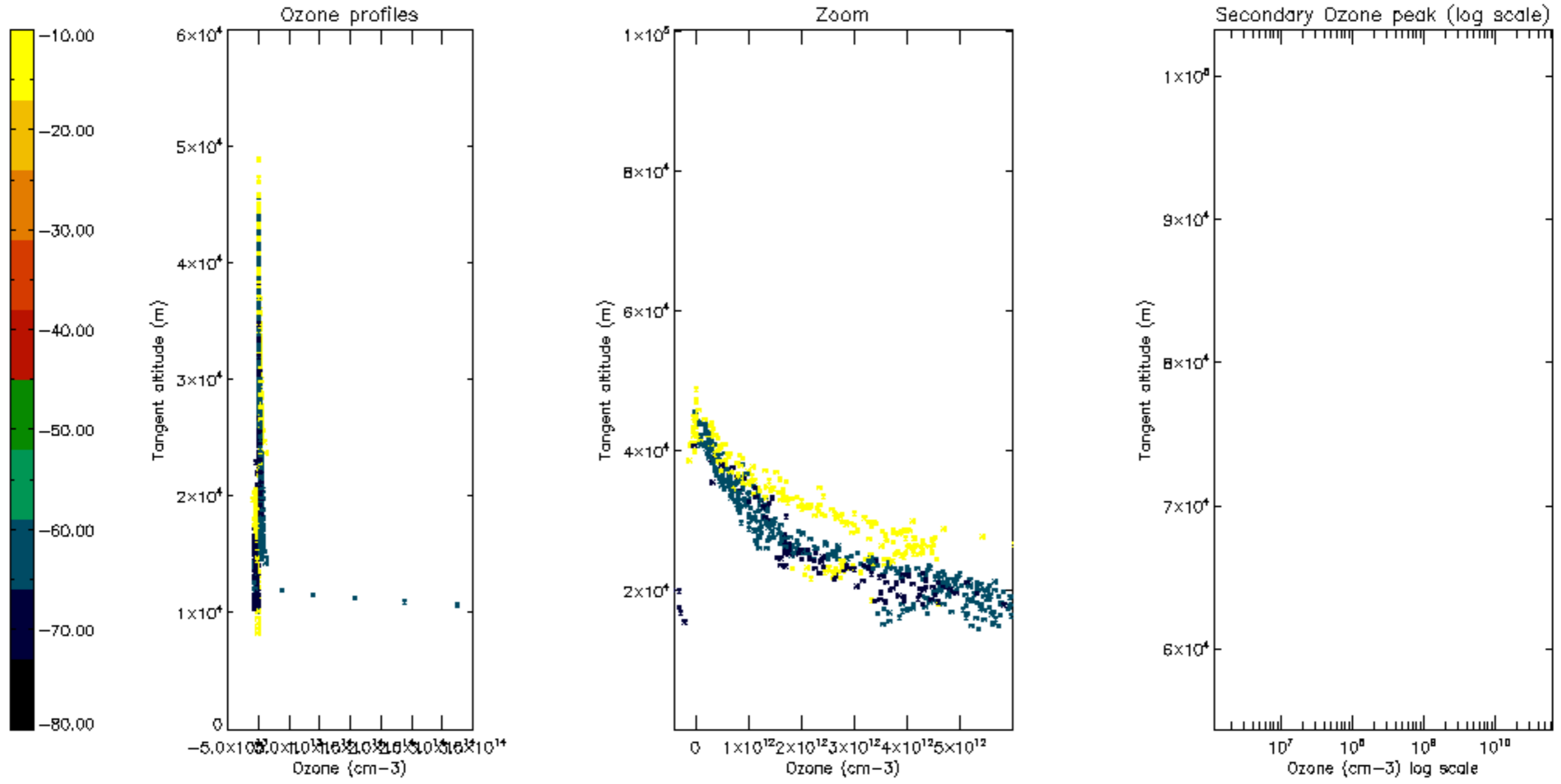
Percentage of star falling outside central band per profile



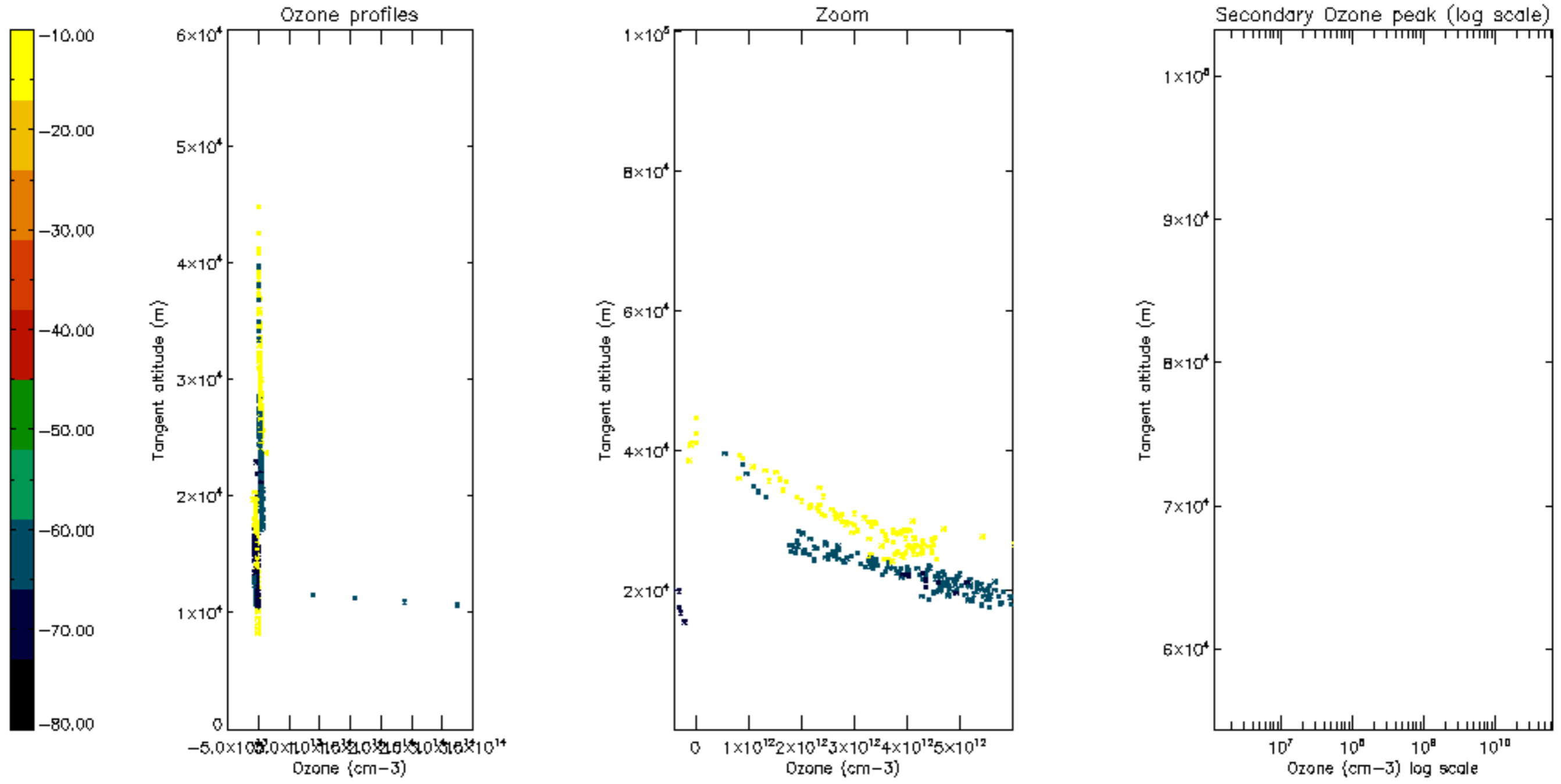
Percentage of saturation errors per profile

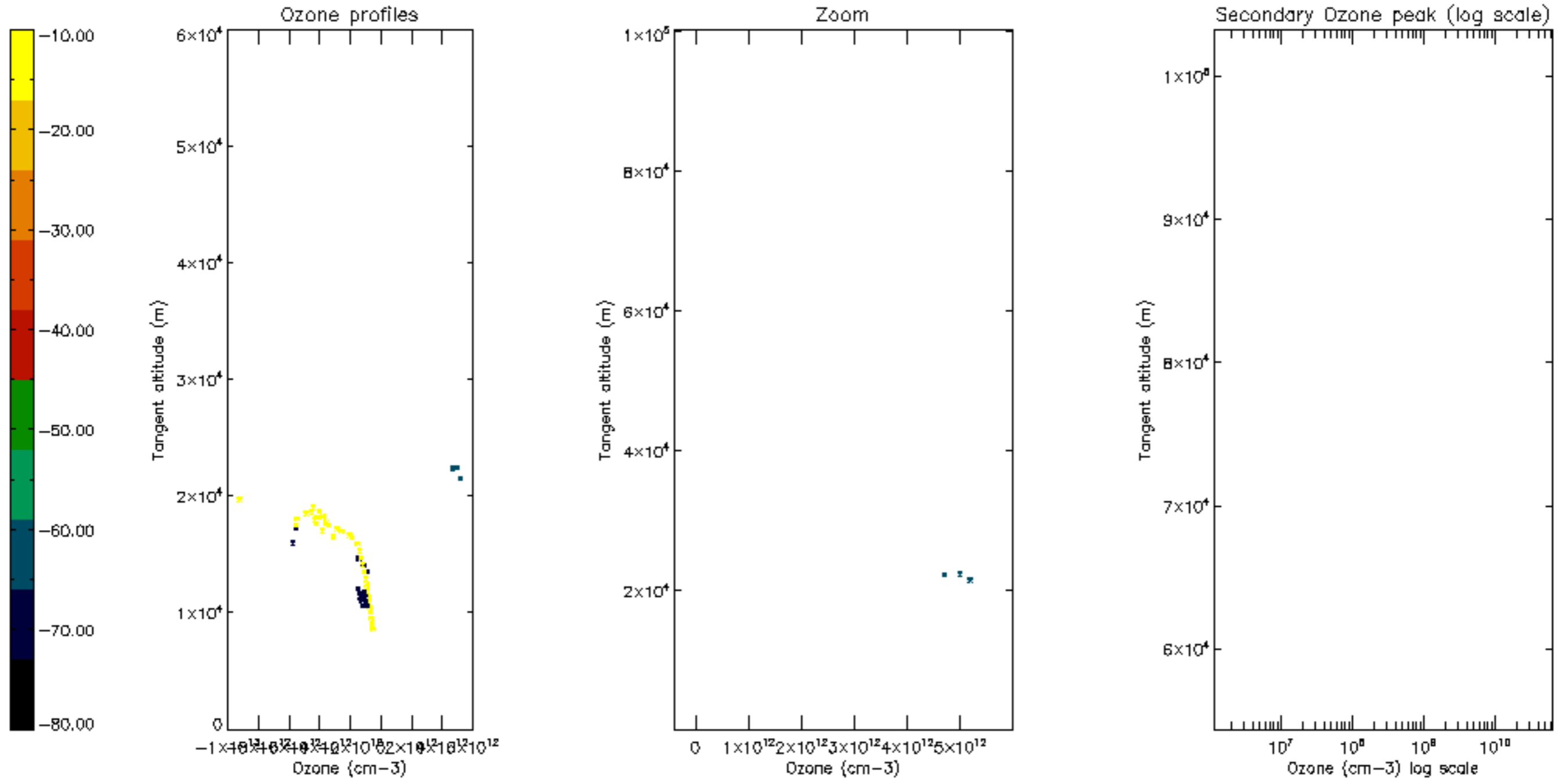


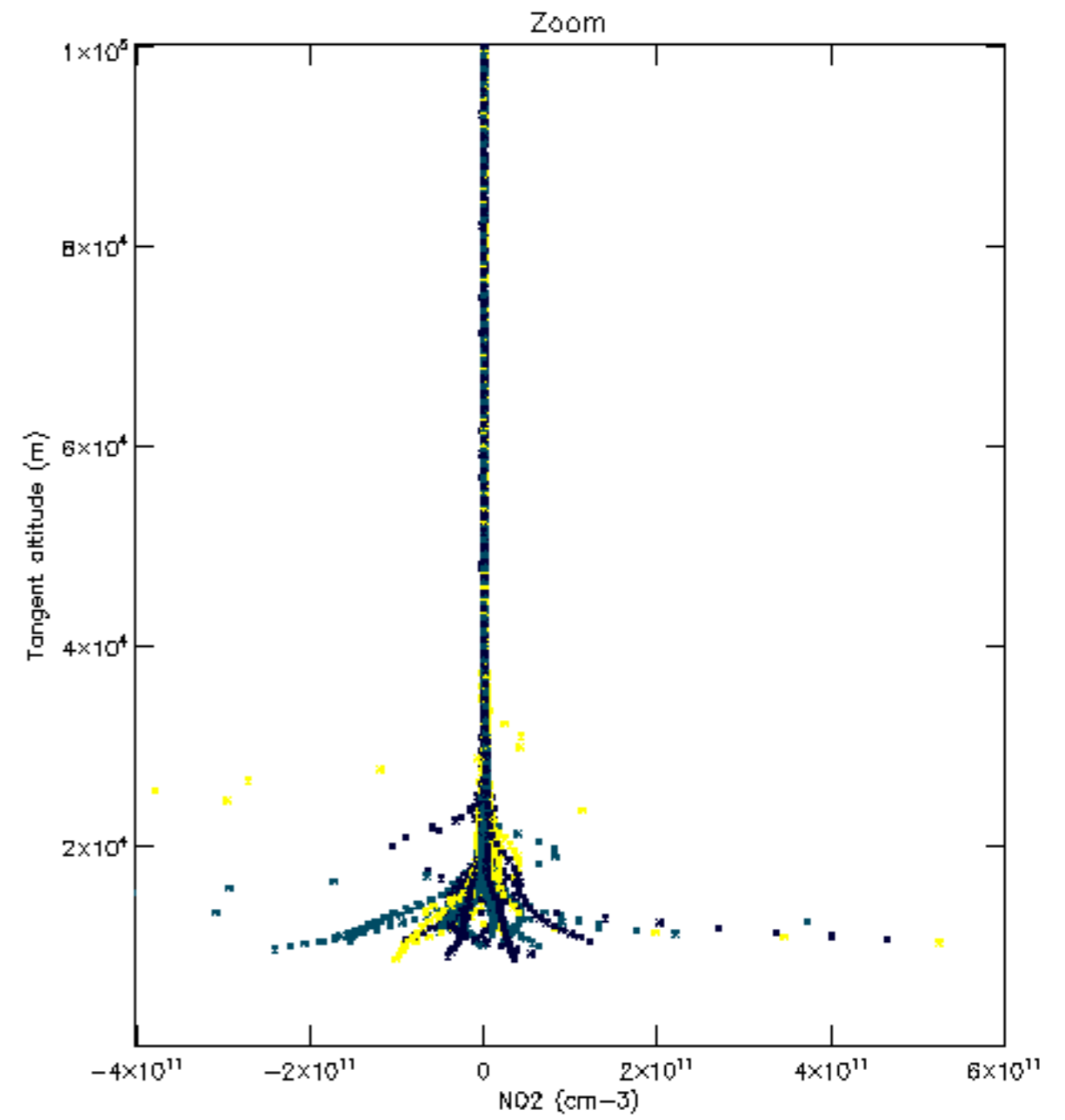
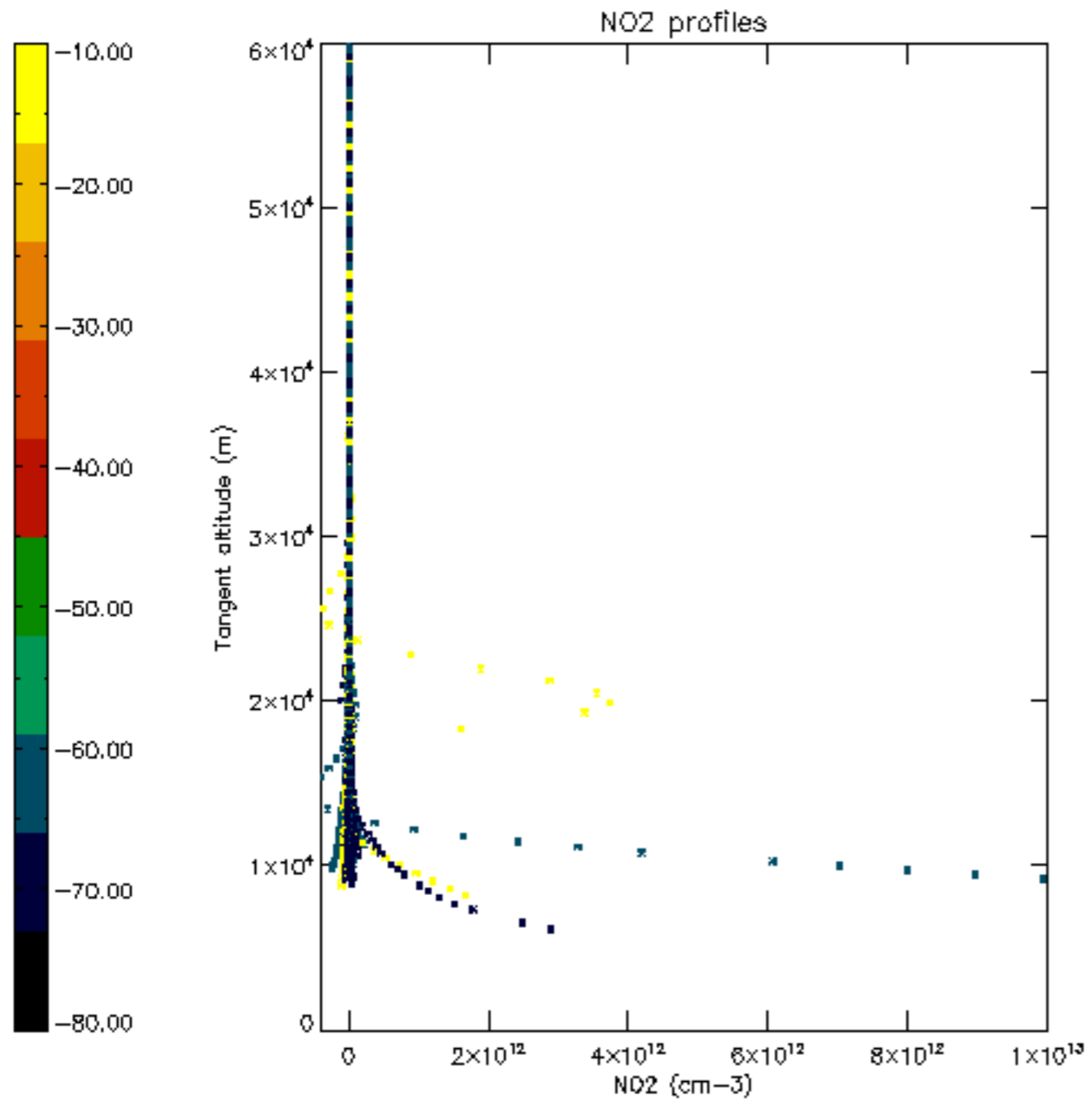


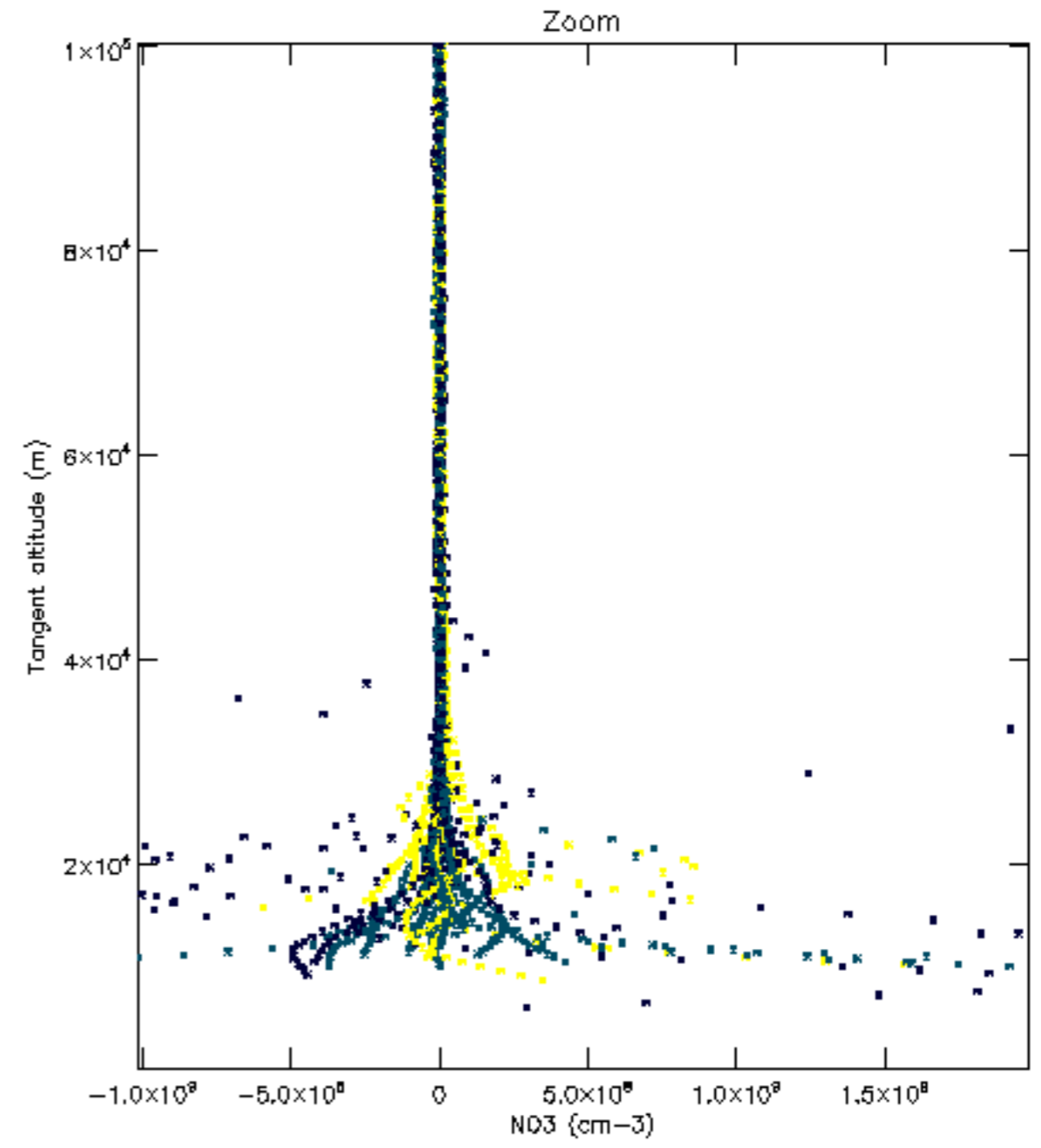
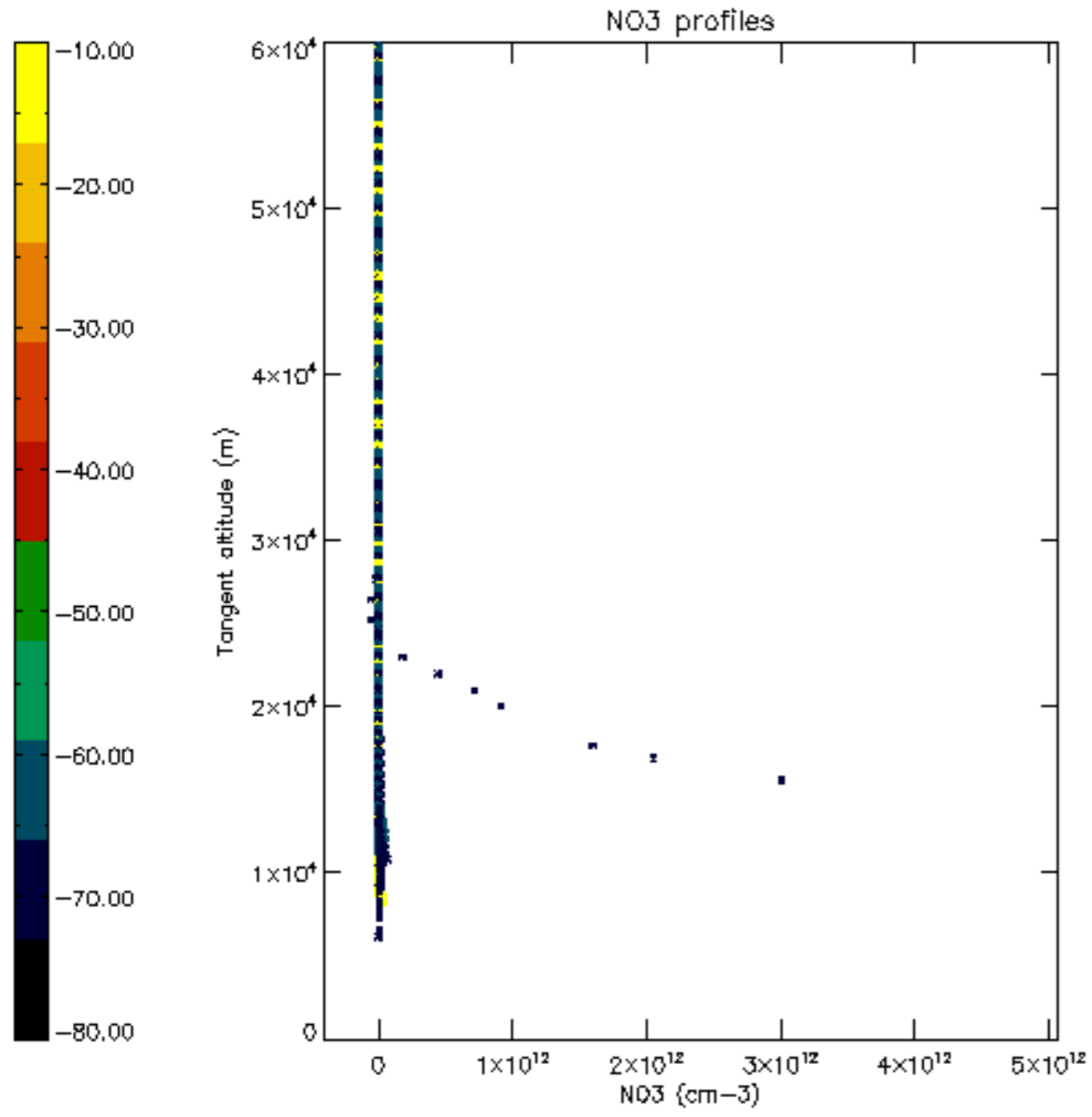




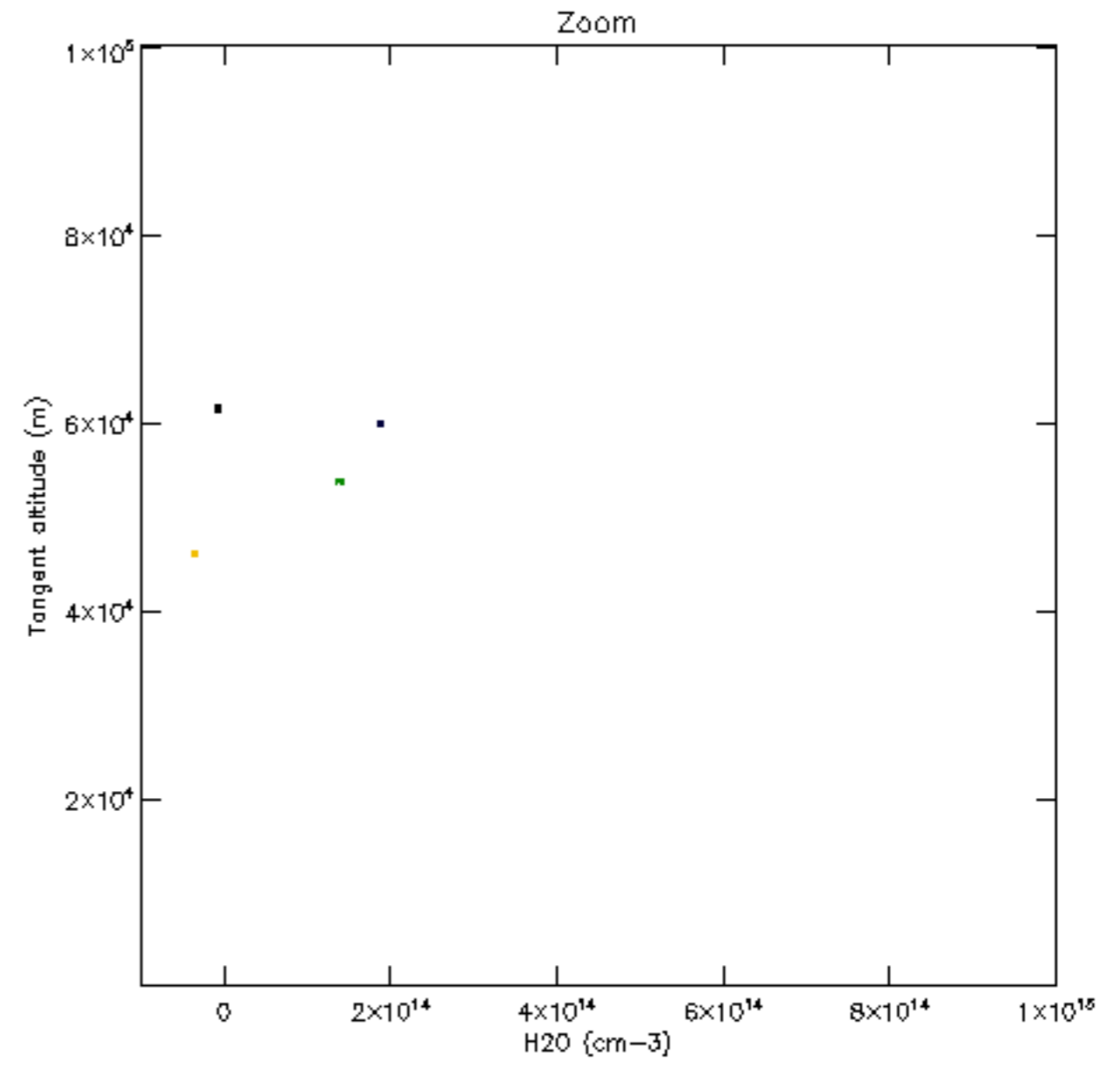
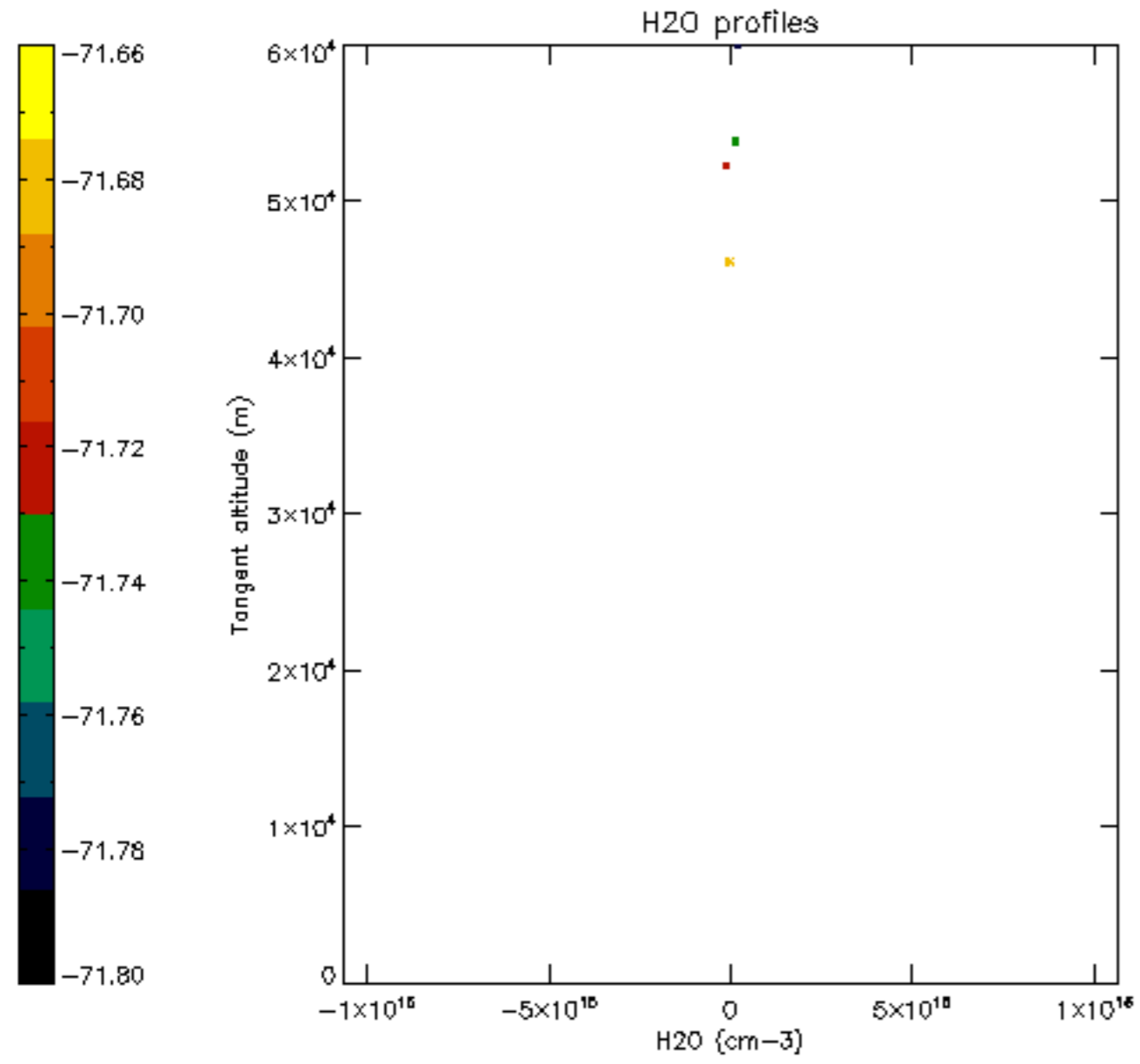


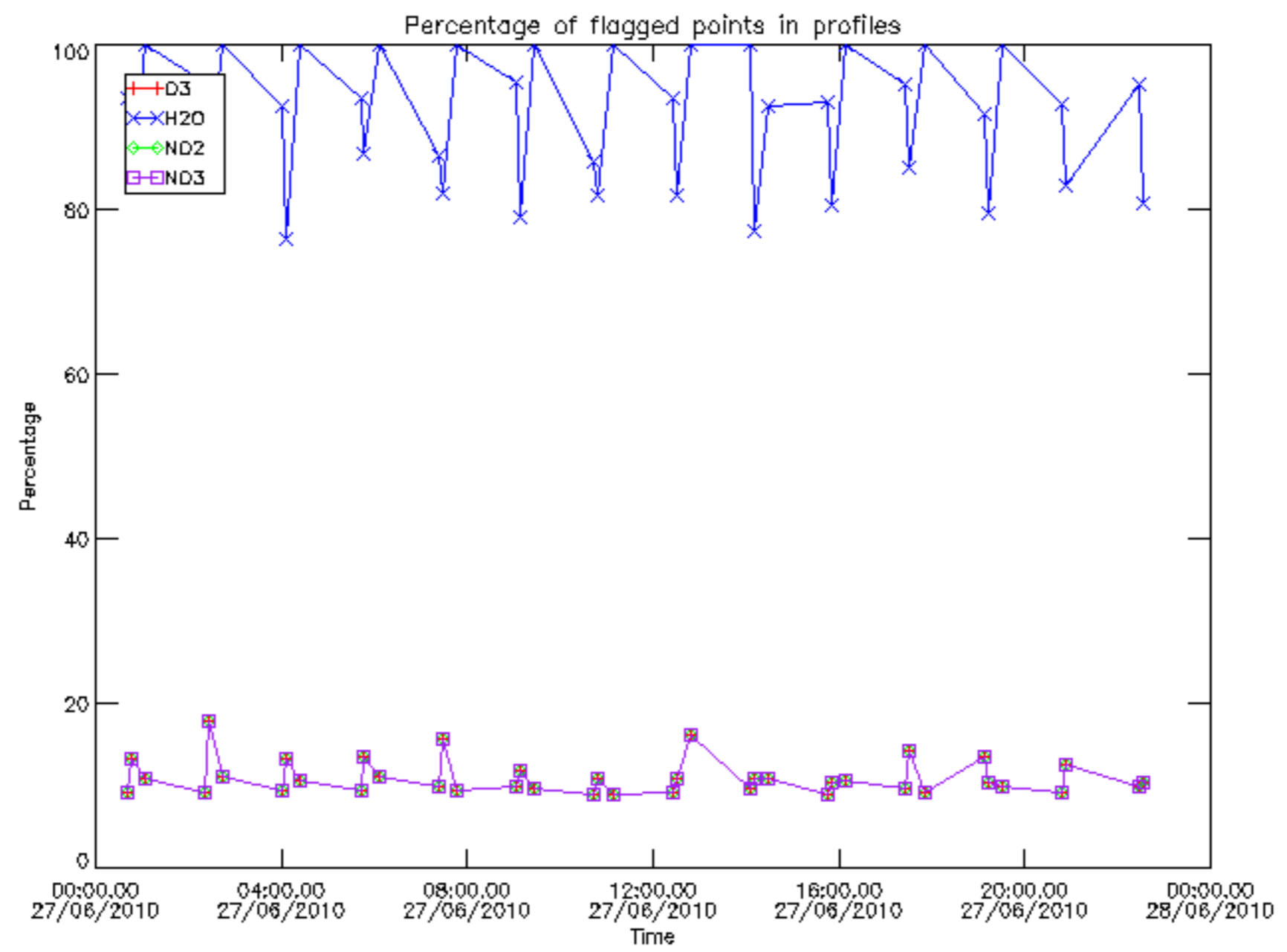




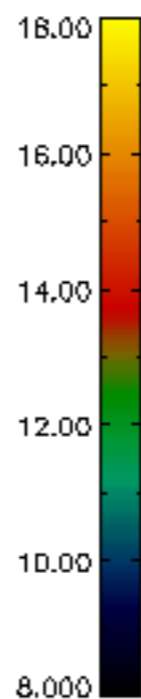
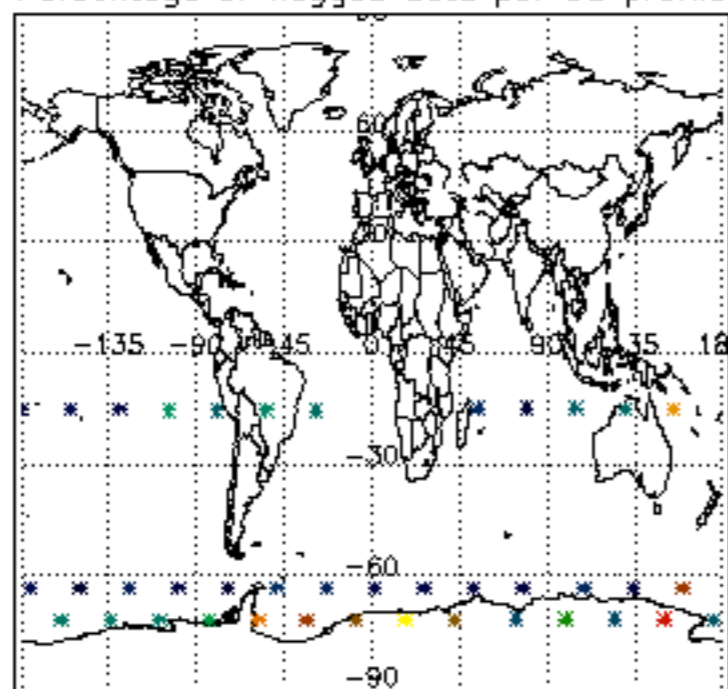




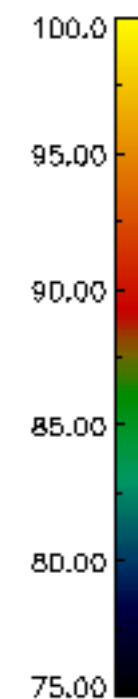
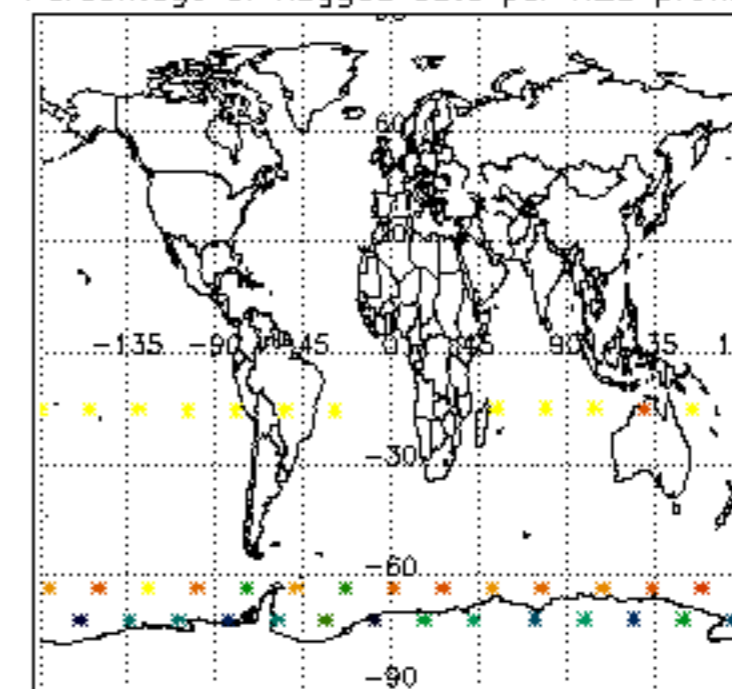




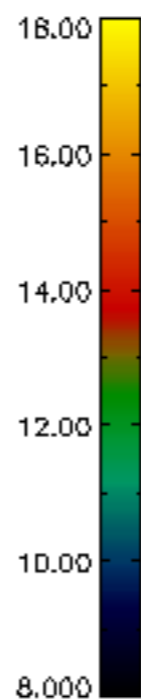
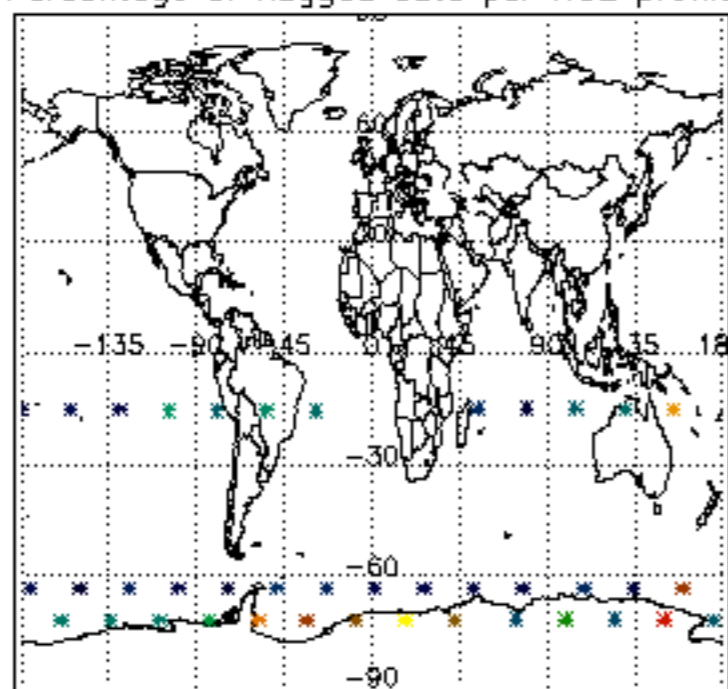
Percentage of flagged data per D3 profile



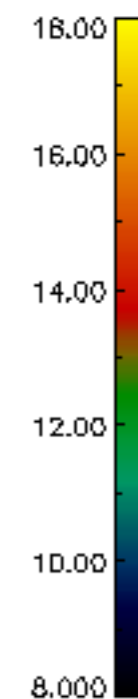
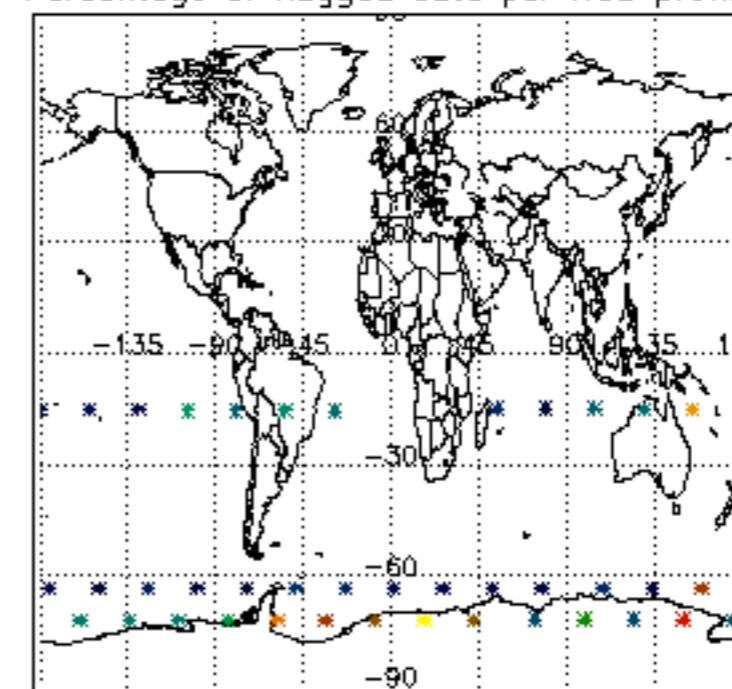
Percentage of flagged data per H2O profile

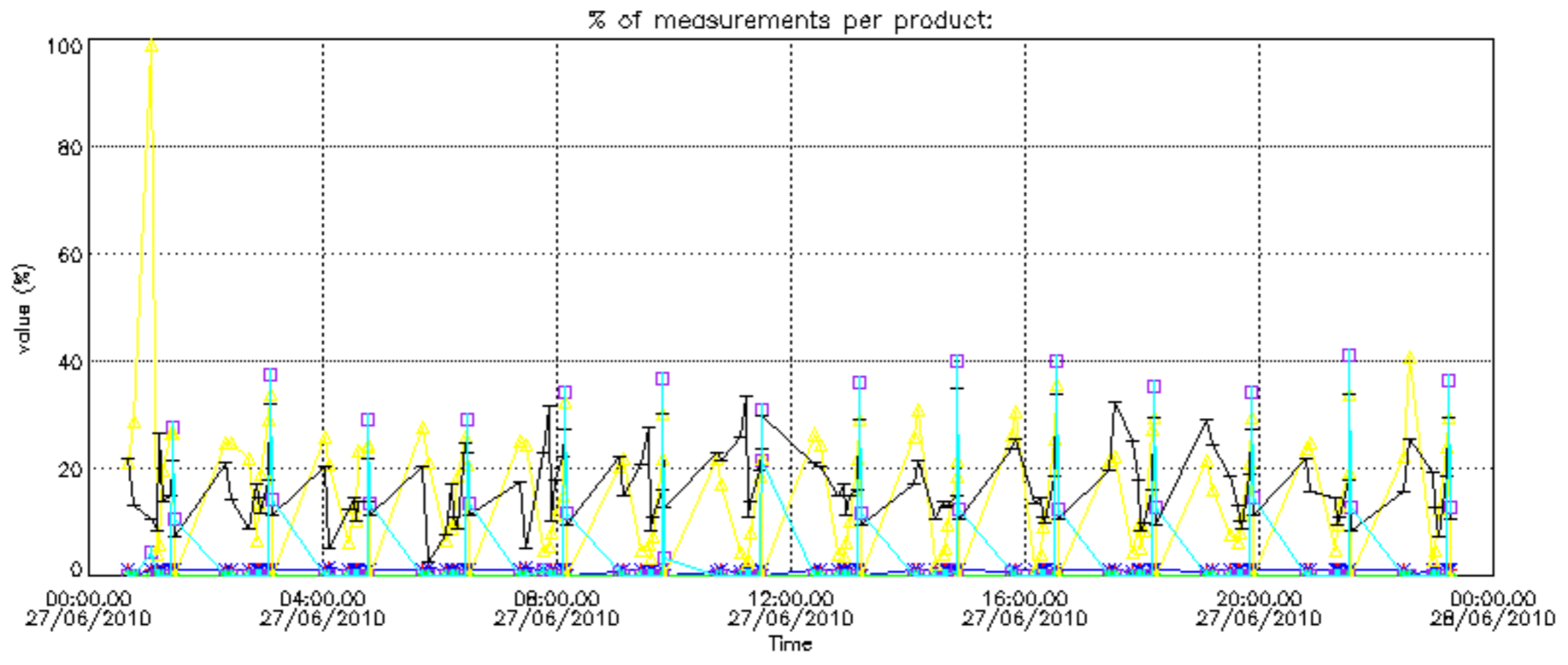


Percentage of flagged data per NO2 profile

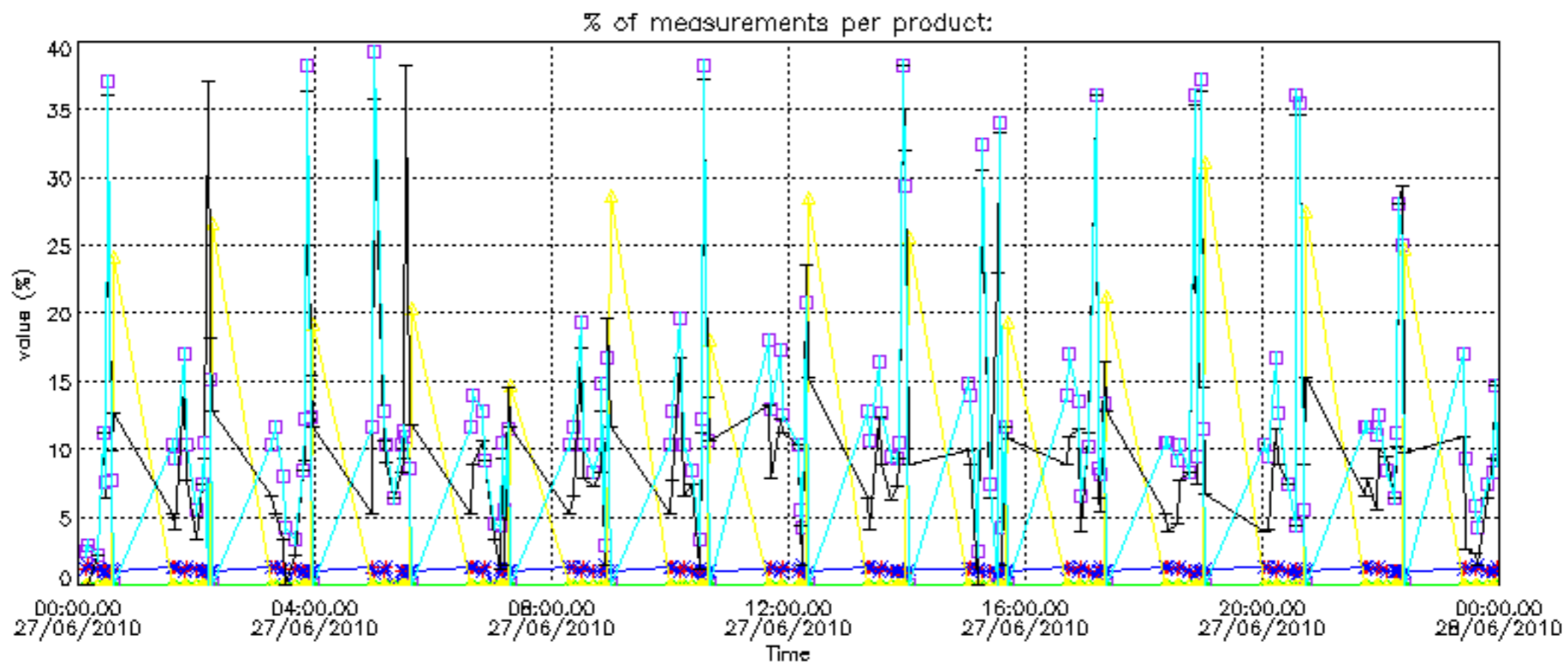


Percentage of flagged data per NO3 profile

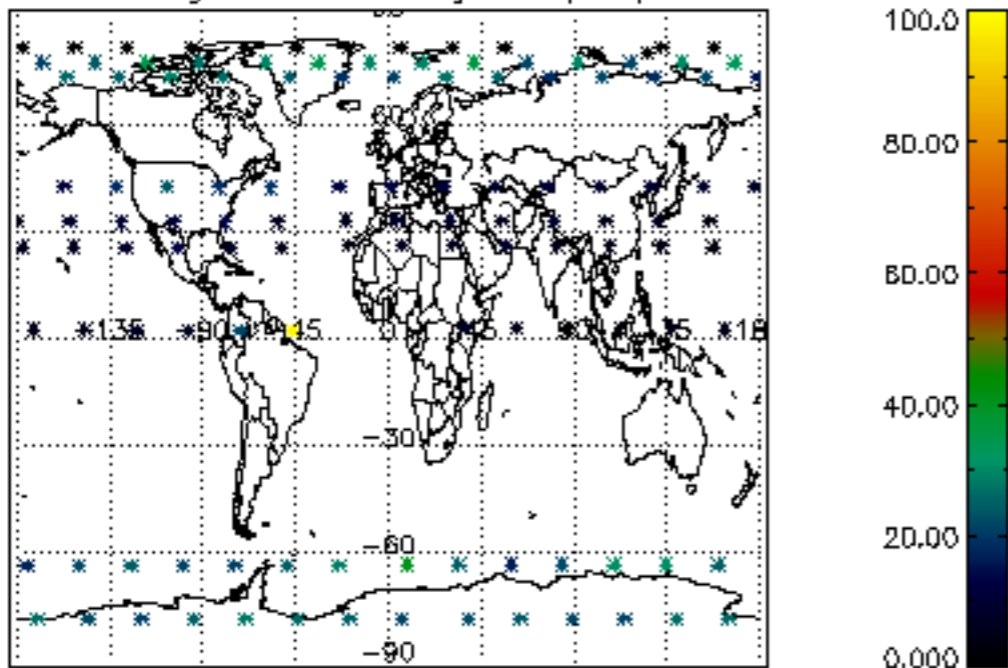




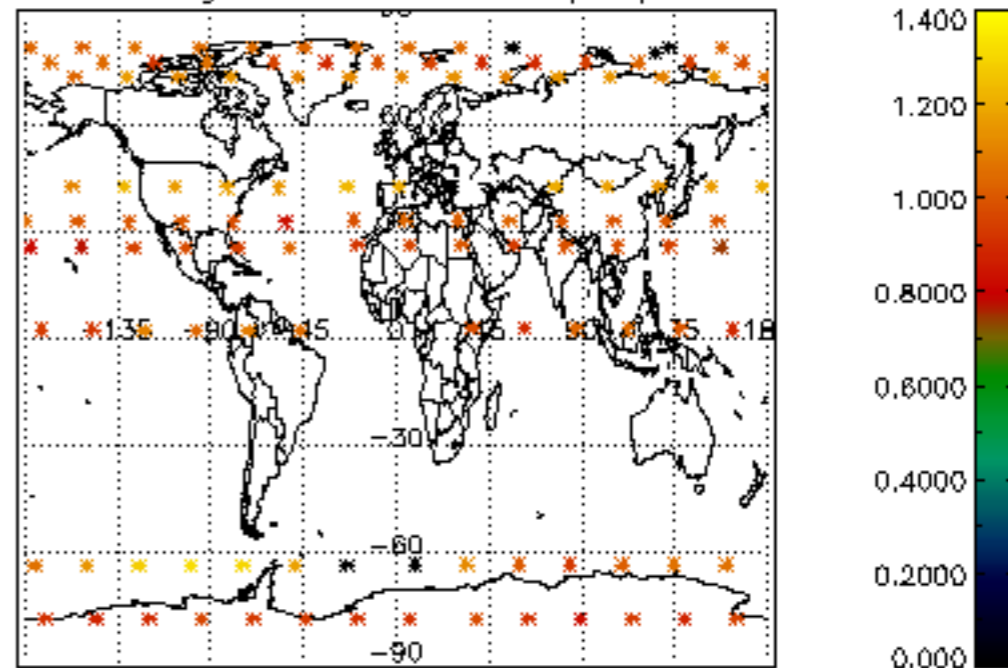




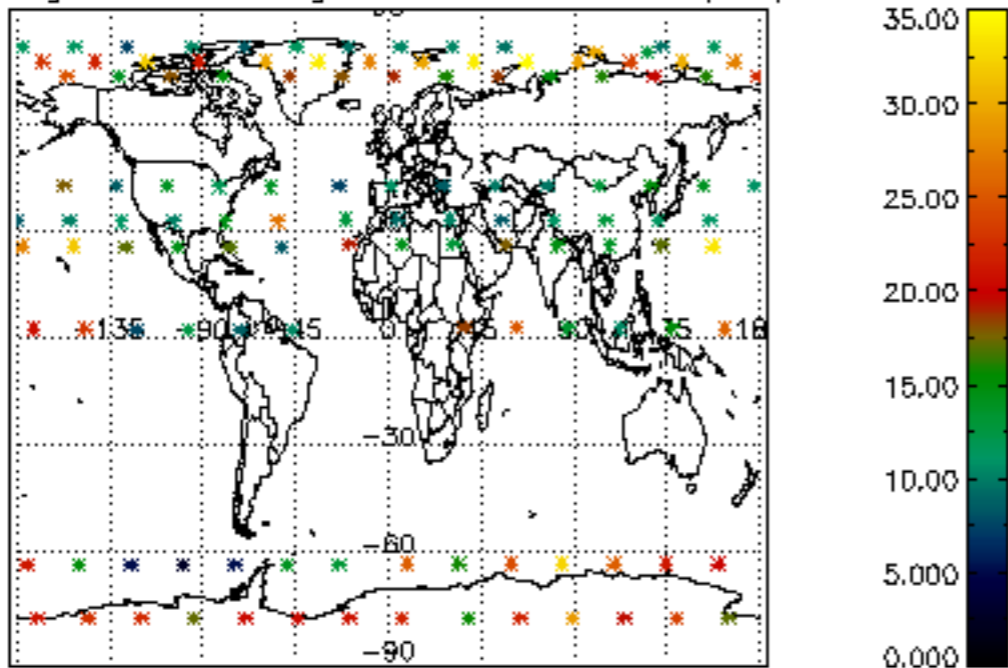
Percentage of cosmic ray hits per profile



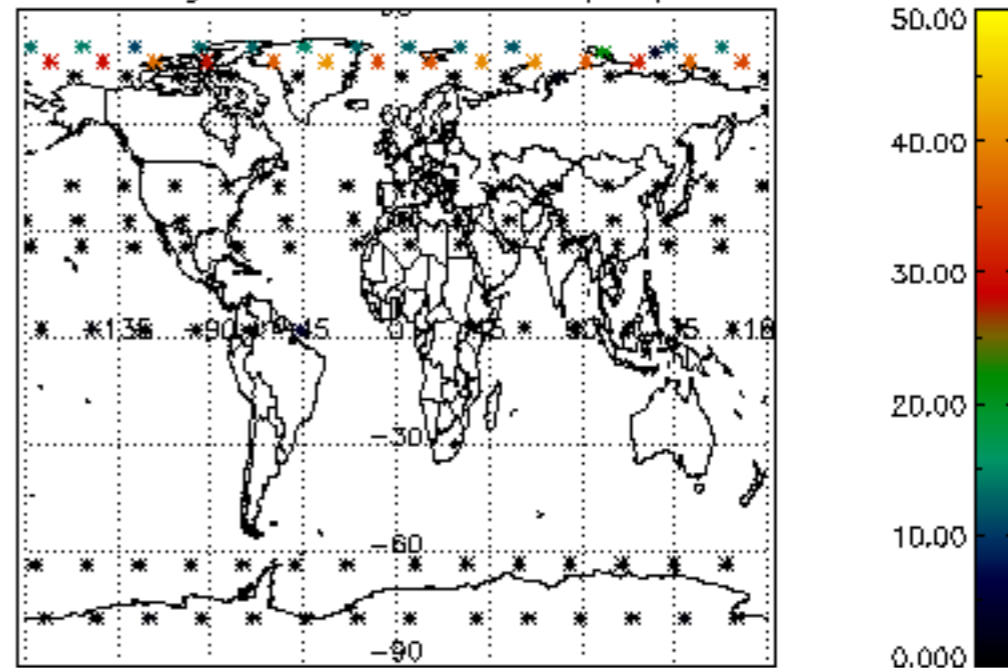
Percentage of datation errors per profile



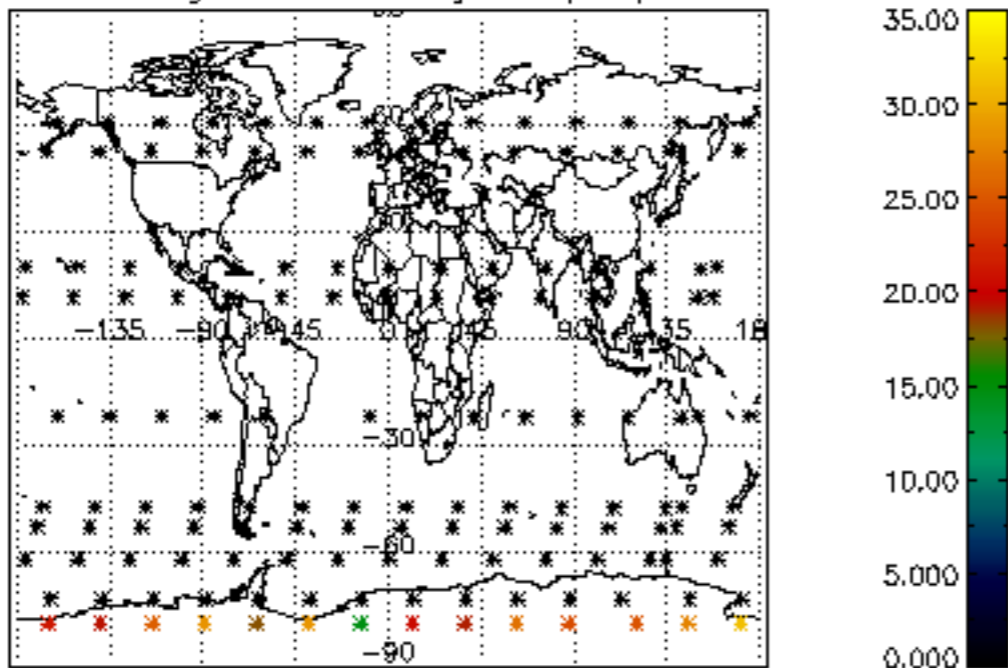
Percentage of star falling outside central band per profile



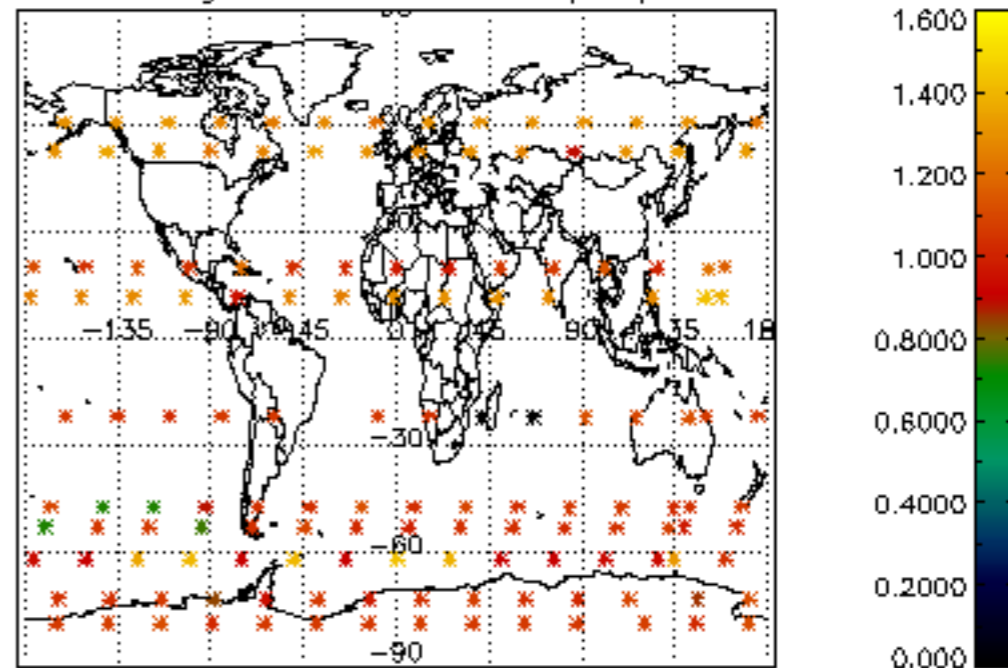
Percentage of saturation errors per profile



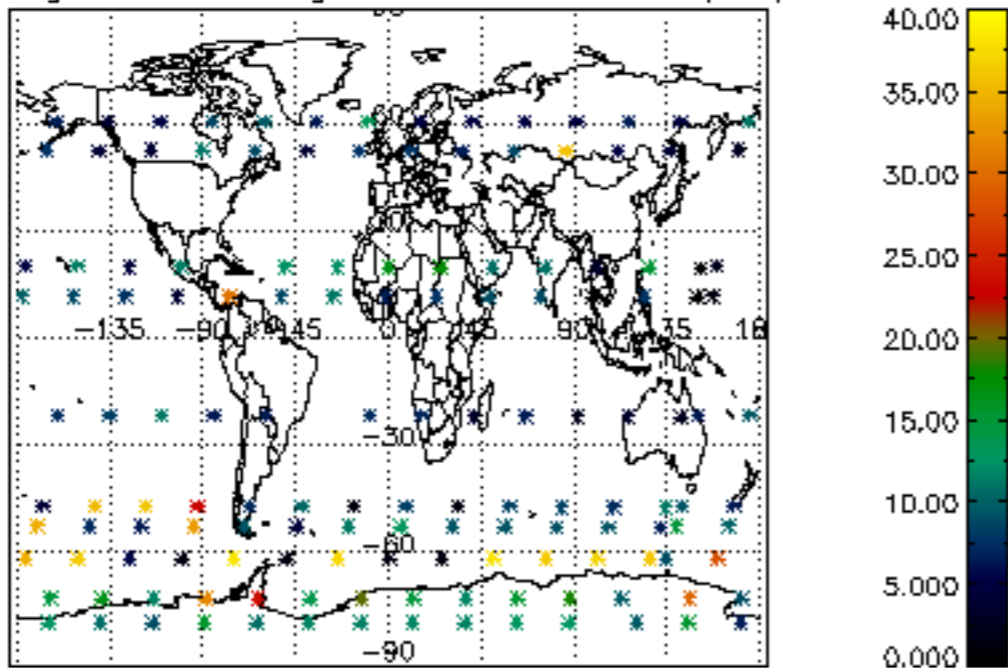
Percentage of cosmic ray hits per profile



Percentage of datation errors per profile



Percentage of star falling outside central band per profile



Percentage of saturation errors per profile

