

# GOMOS Level 2 Daily Report

## SUMMARY

### [1. General Info](#)

### [2. Summary of processed GOM\\_NL\\_2P products](#)

### [3. Level 2 Quality information per product](#)

#### [3.1 Plot of level 2 quality information per product \(time dependant\)](#)

#### [3.2 Plot of level 2 quality information per product \(world map\)](#)

### [4. Level 1 Quality information per product \(stored on level 2 products\)](#)

#### [4.1 Plot of level 1 quality information per product \(time dependant\)](#)

##### [4.1.1 Plot of level 1 quality information per product \(time dependant\): ASCENDING](#)

##### [4.1.2 Plot of level 1 quality information per product \(time dependant\): DESCENDING](#)

#### [4.2 Plot of level 1 quality information per product \(world map\)](#)

##### [4.2.1 Plot of level 1 quality information per product \(world map\): ASCENDING](#)

##### [4.2.2 Plot of level 1 quality information per product \(world map\): DESCENDING](#)

### [5. Ozone profiles based on quality statistics and other trace gas profiles](#)

#### [5.1 Ozone statistics based on quality of products](#)

#### [5.2 Plot ozone profiles for all STD \(dark without errors\)](#)

#### [5.3 Plot ozone profiles where STD < 20% \(dark without errors\)](#)

#### [5.4. Plot ozone profiles where STD < 10% \(dark without errors\)](#)

#### [5.5. Plot ozone profiles where STD < 5% \(dark without errors\)](#)

#### [5.6 Plot NO2 profiles for all STD \(dark without errors\)](#)

#### [5.7 Plot NO3 profiles for all STD \(dark without errors\)](#)

#### [5.8 Plot H2O profiles \(only for occultations of stars 1,2,3,4,13,14,16,26,63 dark without errors\) for all STD](#)

### [6. Auxiliary Data Files used for the production reported in section 2](#)

This report presents the daily analysis on parameters extracted from GOMOS level 2 data (GOM\_NL\_\_2P). It is intended to monitor some important parameters that will impact the quality of these products. A list of level 2 products (and content) that have arrived during the reporting day to the PCF is also given.

Item	Value
Time of report generation	29APR2013 12:22:56
Data source version	GOMOS/6.01
Start time of products	26-06-2010 (26JUN2010 00:00:00)
Stop time of products	27-06-2010 (27JUN2010 00:00:00)
Store outputs in DB	Yes
Nb of level 2 prods	270
Nb of prods with errors	0

## 2. Summary of processed GOM\_NL\_\_2P products.

Nr	Filename	UTC Start time	Limb	Duration	Star Id	Star Name	Star Mag	Star Temp	Nb Meas	Orbit	Prod. error
1	GOM_NL__2PRFIN20100626_000110_000000522090_00360_43500_6421.N1	26-JUN-2010 00:01:10	Straylight	52.000	63	Bet Gru	2.1500	2800.0	104	43500	No
2	GOM_NL__2PRFIN20100626_000311_000000502090_00360_43500_6422.N1	26-JUN-2010 00:03:11	Straylight	50.000	31	Alp Gru	1.7340	15200.	100	43500	No
3	GOM_NL__2PRFIN20100626_000604_000000422090_00360_43500_6423.N1	26-JUN-2010 00:06:04	Straylight	41.500	45	Alp Pav	1.9400	26000.	83	43500	No
4	GOM_NL__2PRFIN20100626_001510_000000452090_00360_43500_6424.N1	26-JUN-2010 00:15:10	Twilight_stray	45.000	38	20Eps Sgr	1.8360	11000.	90	43500	No
5	GOM_NL__2PRFIN20100626_001634_000000532090_00360_43500_6425.N1	26-JUN-2010 00:16:34	Bright	53.000	116	19Del Sgr	2.7000	4100.0	106	43500	No
6	GOM_NL__2PRFIN20100626_001843_000000502090_00360_43500_6426.N1	26-JUN-2010 00:18:43	Bright	49.500	155	41Pi Sgr	2.9000	6600.0	99	43500	No
7	GOM_NL__2PRFIN20100626_002723_000000392090_00360_43500_6427.N1	26-JUN-2010 00:27:23	Bright	39.000	126	60Bet Oph	2.7700	4250.0	78	43500	No
8	GOM_NL__2PRFIN20100626_002945_000000392090_00360_43500_6428.N1	26-JUN-2010 00:29:45	Bright	39.000	59	55Alp Oph	2.0800	8900.0	78	43500	No
9	GOM_NL__2PRFIN20100626_003910_000000432090_00360_43500_6429.N1	26-JUN-2010 00:39:10	Bright	42.500	5	3Alp Lyr	0.033000	11000.	85	43500	No
10	GOM_NL__2PRFIN20100626_004121_000000362090_00360_43500_6430.N1	26-JUN-2010 00:41:21	Bright	36.000	130	23Bet Dra	2.7990	5800.0	72	43500	No
11	GOM_NL__2PRFIN20100626_005052_000000492090_00360_43500_6431.N1	26-JUN-2010 00:50:52	Bright	48.500	89	5Alp Cep	2.4510	8000.0	97	43500	No
12	GOM_NL__2PRFIN20100626_005758_000000492090_00360_43500_6432.N1	26-JUN-2010 00:57:58	Bright	48.500	74	11Bet Cas	2.2680	6600.0	97	43500	No
13	GOM_NL__2PRFIN20100626_005934_000000472090_00360_43500_6433.N1	26-JUN-2010 00:59:34	Bright	47.000	68	18Alp Cas	2.2250	4500.0	94	43500	No
14	GOM_NL__2PRFIN20100626_010202_000000542090_00360_43500_6434.N1	26-JUN-2010 01:02:02	Bright	54.000	160	23Gam Per	2.9300	4700.0	108	43500	No
15	GOM_NL__2PRFIN20100626_010527_000000612090_00360_43500_6435.N1	26-JUN-2010 01:05:27	Bright	61.000	73	57Gam1And	2.2600	13100.	122	43500	No
16	GOM_NL__2PRFIN20100626_010756_000000462090_00360_43500_6436.N1	26-JUN-2010 01:07:56	Twilight_stray	46.000	173	4Bet Tri	3.0040	8900.0	92	43500	No
17	GOM_NL__2PRFIN20100626_011154_000000582090_00360_43500_6437.N1	26-JUN-2010 01:11:54	Dark	58.000	50	13Alp Ari	2.0070	4250.0	116	43500	No
18	GOM_NL__2PRFIN20100626_011646_000000472090_00360_43500_6438.N1	26-JUN-2010 01:16:46	Dark	47.000	94	92Alp Cet	2.5260	3100.0	94	43500	No
19	GOM_NL__2PRFIN20100626_014147_000000582090_00361_43501_6420.N1	26-JUN-2010 01:41:47	Straylight	58.000	63	Bet Gru	2.1500	2800.0	116	43501	No
20	GOM_NL__2PRFIN20100626_014348_000000512090_00361_43501_6421.N1	26-JUN-2010 01:43:48	Straylight	50.500	31	Alp Gru	1.7340	15200.	101	43501	No
21	GOM_NL__2PRFIN20100626_014641_000000452090_00361_43501_6422.N1	26-JUN-2010 01:46:41	Straylight	44.500	45	Alp Pav	1.9400	26000.	89	43501	No
22	GOM_NL__2PRFIN20100626_015546_000000452090_00361_43501_6423.N1	26-JUN-2010 01:55:46	Twilight_stray	45.000	38	20Eps Sgr	1.8360	11000.	90	43501	No
23	GOM_NL__2PRFIN20100626_015710_000000472090_00361_43501_6424.N1	26-JUN-2010 01:57:10	Bright	46.500	116	19Del Sgr	2.7000	4100.0	93	43501	No
24	GOM_NL__2PRFIN20100626_015919_000000492090_00361_43501_6425.N1	26-JUN-2010 01:59:19	Bright	48.500	155	41Pi Sgr	2.9000	6600.0	97	43501	No
25	GOM_NL__2PRFIN20100626_020759_000000382090_00361_43501_6426.N1	26-JUN-2010 02:07:59	Bright	38.000	126	60Bet Oph	2.7700	4250.0	76	43501	No
26	GOM_NL__2PRFIN20100626_021021_000000382090_00361_43501_6427.N1	26-JUN-2010 02:10:21	Bright	38.000	59	55Alp Oph	2.0800	8900.0	76	43501	No
27	GOM_NL__2PRFIN20100626_021945_000000502090_00361_43501_6428.N1	26-JUN-2010 02:19:45	Bright	50.000	5	3Alp Lyr	0.033000	11000.	100	43501	No
28	GOM_NL__2PRFIN20100626_022156_000000372090_00361_43501_6429.N1	26-JUN-2010 02:21:56	Bright	37.000	130	23Bet Dra	2.7990	5800.0	74	43501	No
29	GOM_NL__2PRFIN20100626_023127_000000442090_00361_43501_6430.N1	26-JUN-2010 02:31:27	Bright	43.500	89	5Alp Cep	2.4510	8000.0	87	43501	No
30	GOM_NL__2PRFIN20100626_023834_000000482090_00361_43501_6431.N1	26-JUN-2010 02:38:34	Bright	48.000	74	11Bet Cas	2.2680	6600.0	96	43501	No
31	GOM_NL__2PRFIN20100626_024010_000000502090_00361_43501_6432.N1	26-JUN-2010 02:40:10	Bright	49.500	68	18Alp Cas	2.2250	4500.0	99	43501	No
32	GOM_NL__2PRFIN20100626_024238_000000542090_00361_43501_6433.N1	26-JUN-2010 02:42:38	Bright	54.000	160	23Gam Per	2.9300	4700.0	108	43501	No
33	GOM_NL__2PRFIN20100626_024603_000000472090_00361_43501_6434.N1	26-JUN-2010 02:46:03	Bright	47.000	73	57Gam1And	2.2600	13100.	94	43501	No
34	GOM_NL__2PRFIN20100626_024832_000000462090_00361_43501_6435.N1	26-JUN-2010 02:48:32	Twilight_stray	46.000	173	4Bet Tri	3.0040	8900.0	92	43501	No
35	GOM_NL__2PRFIN20100626_025230_000000532090_00361_43501_6436.N1	26-JUN-2010 02:52:30	Dark	52.500	50	13Alp Ari	2.0070	4250.0	105	43501	No
36	GOM_NL__2PRFIN20100626_025722_000000452090_00361_43501_6437.N1	26-JUN-2010 02:57:22	Dark	45.000	94	92Alp Cet	2.5260	3100.0	90	43501	No
37	GOM_NL__2PRFIN20100626_032224_000000532090_00362_43502_6420.N1	26-JUN-2010 03:22:24	Straylight	52.500	63	Bet Gru	2.1500	2800.0	105	43502	No
38	GOM_NL__2PRFIN20100626_032425_000000482090_00362_43502_6421.N1	26-JUN-2010 03:24:25	Straylight	48.000	31	Alp Gru	1.7340	15200.	96	43502	No
39	GOM_NL__2PRFIN20100626_032717_000000432090_00362_43502_6422.N1	26-JUN-2010 03:27:17	Straylight	43.000	45	Alp Pav	1.9400	26000.	86	43502	No
40	GOM_NL__2PRFIN20100626_033623_000000482090_00362_43502_6423.N1	26-JUN-2010 03:36:23	Twilight_stray	47.500	38	20Eps Sgr	1.8360	11000.	95	43502	No
41	GOM_NL__2PRFIN20100626_033747_000000532090_00362_43502_6424.N1	26-JUN-2010 03:37:47	Bright	53.000	116	19Del Sgr	2.7000	4100.0	106	43502	No
42	GOM_NL__2PRFIN20100626_033955_000000492090_00362_43502_6425.N1	26-JUN-2010 03:39:55	Bright	49.000	155	41Pi Sgr	2.9000	6600.0	98	43502	No

43	GOM_NL__2PRFIN20100626_034835_000000392090_00362_43502_6426.N1	26-JUN-2010 03:48:35	Bright	38.500	126	60Bet Oph	2.7700	4250.0	77	43502	No
44	GOM_NL__2PRFIN20100626_035057_000000392090_00362_43502_6427.N1	26-JUN-2010 03:50:57	Bright	38.500	59	55Alp Oph	2.0800	8900.0	77	43502	No
45	GOM_NL__2PRFIN20100626_040021_000000502090_00362_43502_6428.N1	26-JUN-2010 04:00:21	Bright	49.500	5	3Alp Lyr	0.033000	11000.	99	43502	No
46	GOM_NL__2PRFIN20100626_040232_000000372090_00362_43502_6429.N1	26-JUN-2010 04:02:32	Bright	37.000	130	23Bet Dra	2.7990	5800.0	74	43502	No
47	GOM_NL__2PRFIN20100626_041203_000000462090_00362_43502_6430.N1	26-JUN-2010 04:12:03	Bright	46.000	89	5Alp Cep	2.4510	8000.0	92	43502	No
48	GOM_NL__2PRFIN20100626_041910_000000472090_00362_43502_6431.N1	26-JUN-2010 04:19:10	Bright	46.500	74	11Bet Cas	2.2680	6600.0	93	43502	No
49	GOM_NL__2PRFIN20100626_042045_000000482090_00362_43502_6432.N1	26-JUN-2010 04:20:45	Bright	48.000	68	18Alp Cas	2.2250	4500.0	96	43502	No
50	GOM_NL__2PRFIN20100626_042314_000000542090_00362_43502_6433.N1	26-JUN-2010 04:23:14	Bright	54.000	160	23Gam Per	2.9300	4700.0	108	43502	No
51	GOM_NL__2PRFIN20100626_042639_000000612090_00362_43502_6434.N1	26-JUN-2010 04:26:39	Bright	61.000	73	57Gam1And	2.2600	13100.	122	43502	No
52	GOM_NL__2PRFIN20100626_042908_000000462090_00362_43502_6435.N1	26-JUN-2010 04:29:08	Twilight	45.500	173	4Bet Tri	3.0040	8900.0	91	43502	No
53	GOM_NL__2PRFIN20100626_043306_000000552090_00362_43502_6436.N1	26-JUN-2010 04:33:06	Dark	54.500	50	13Alp Ari	2.0070	4250.0	109	43502	No
54	GOM_NL__2PRFIN20100626_043758_000000432090_00362_43502_6437.N1	26-JUN-2010 04:37:58	Dark	43.000	94	92Alp Cet	2.5260	3100.0	86	43502	No
55	GOM_NL__2PRFIN20100626_045632_000000552090_00363_43503_6440.N1	26-JUN-2010 04:56:32	Dark	54.500	84	Alp Phe	2.3970	4500.0	109	43503	No
56	GOM_NL__2PRFIN20100626_050301_000000512090_00363_43503_6441.N1	26-JUN-2010 05:03:01	Straylight	51.000	63	Bet Gru	2.1500	2800.0	102	43503	No
57	GOM_NL__2PRFIN20100626_050502_000000482090_00363_43503_6442.N1	26-JUN-2010 05:05:02	Straylight	48.000	31	Alp Gru	1.7340	15200.	96	43503	No
58	GOM_NL__2PRFIN20100626_050754_000000432090_00363_43503_6443.N1	26-JUN-2010 05:07:54	Straylight	43.000	45	Alp Pav	1.9400	26000.	86	43503	No
59	GOM_NL__2PRFIN20100626_051659_000000462090_00363_43503_6444.N1	26-JUN-2010 05:16:59	Twilight	46.000	38	20Eps Sgr	1.8360	11000.	92	43503	No
60	GOM_NL__2PRFIN20100626_051823_000000442090_00363_43503_6445.N1	26-JUN-2010 05:18:23	Bright	43.500	116	19Del Sgr	2.7000	4100.0	87	43503	No
61	GOM_NL__2PRFIN20100626_052031_000000512090_00363_43503_6446.N1	26-JUN-2010 05:20:31	Bright	50.500	155	41Pi Sgr	2.9000	6600.0	101	43503	No
62	GOM_NL__2PRFIN20100626_052910_000000402090_00363_43503_6447.N1	26-JUN-2010 05:29:10	Bright	39.500	126	60Bet Oph	2.7700	4250.0	79	43503	No
63	GOM_NL__2PRFIN20100626_053133_000000402090_00363_43503_6448.N1	26-JUN-2010 05:31:33	Bright	40.000	59	55Alp Oph	2.0800	8900.0	80	43503	No
64	GOM_NL__2PRFIN20100626_054056_000000512090_00363_43503_6449.N1	26-JUN-2010 05:40:56	Bright	50.500	5	3Alp Lyr	0.033000	11000.	101	43503	No
65	GOM_NL__2PRFIN20100626_054308_000000402090_00363_43503_6450.N1	26-JUN-2010 05:43:08	Bright	39.500	130	23Bet Dra	2.7990	5800.0	79	43503	No
66	GOM_NL__2PRFIN20100626_055238_000000472090_00363_43503_6451.N1	26-JUN-2010 05:52:38	Bright	46.500	89	5Alp Cep	2.4510	8000.0	93	43503	No
67	GOM_NL__2PRFIN20100626_055945_000000482090_00363_43503_6452.N1	26-JUN-2010 05:59:45	Bright	48.000	74	11Bet Cas	2.2680	6600.0	96	43503	No
68	GOM_NL__2PRFIN20100626_060121_000000592090_00363_43503_6453.N1	26-JUN-2010 06:01:21	Bright	59.000	68	18Alp Cas	2.2250	4500.0	118	43503	No
69	GOM_NL__2PRFIN20100626_060350_000000542090_00363_43503_6454.N1	26-JUN-2010 06:03:50	Bright	54.000	160	23Gam Per	2.9300	4700.0	108	43503	No
70	GOM_NL__2PRFIN20100626_060715_000000472090_00363_43503_6455.N1	26-JUN-2010 06:07:15	Bright	47.000	73	57Gam1And	2.2600	13100.	94	43503	No
71	GOM_NL__2PRFIN20100626_060944_000000452090_00363_43503_6456.N1	26-JUN-2010 06:09:44	Twilight	45.000	173	4Bet Tri	3.0040	8900.0	90	43503	No
72	GOM_NL__2PRFIN20100626_061343_000000532090_00363_43503_6457.N1	26-JUN-2010 06:13:43	Dark	53.000	50	13Alp Ari	2.0070	4250.0	106	43503	No
73	GOM_NL__2PRFIN20100626_061835_000000372090_00363_43503_6458.N1	26-JUN-2010 06:18:35	Dark	37.000	94	92Alp Cet	2.5260	3100.0	74	43503	No
74	GOM_NL__2PRFIN20100626_063708_000000472090_00364_43504_6440.N1	26-JUN-2010 06:37:08	Dark	47.000	84	Alp Phe	2.3970	4500.0	94	43504	No
75	GOM_NL__2PRFIN20100626_064338_000000512090_00364_43504_6441.N1	26-JUN-2010 06:43:38	Straylight	50.500	63	Bet Gru	2.1500	2800.0	101	43504	No
76	GOM_NL__2PRFIN20100626_064539_000000502090_00364_43504_6442.N1	26-JUN-2010 06:45:39	Straylight	50.000	31	Alp Gru	1.7340	15200.	100	43504	No
77	GOM_NL__2PRFIN20100626_064830_000000432090_00364_43504_6443.N1	26-JUN-2010 06:48:30	Straylight	42.500	45	Alp Pav	1.9400	26000.	85	43504	No
78	GOM_NL__2PRFIN20100626_065735_000000452090_00364_43504_6444.N1	26-JUN-2010 06:57:35	Twilight	44.500	38	20Eps Sgr	1.8360	11000.	89	43504	No
79	GOM_NL__2PRFIN20100626_065859_000000572090_00364_43504_6445.N1	26-JUN-2010 06:58:59	Bright	57.000	116	19Del Sgr	2.7000	4100.0	114	43504	No
80	GOM_NL__2PRFIN20100626_070107_000000492090_00364_43504_6446.N1	26-JUN-2010 07:01:07	Bright	49.000	155	41Pi Sgr	2.9000	6600.0	98	43504	No
81	GOM_NL__2PRFIN20100626_070947_000000392090_00364_43504_6447.N1	26-JUN-2010 07:09:47	Bright	39.000	126	60Bet Oph	2.7700	4250.0	78	43504	No
82	GOM_NL__2PRFIN20100626_071209_000000392090_00364_43504_6448.N1	26-JUN-2010 07:12:09	Bright	38.500	59	55Alp Oph	2.0800	8900.0	77	43504	No
83	GOM_NL__2PRFIN20100626_072131_000000492090_00364_43504_6449.N1	26-JUN-2010 07:21:31	Bright	49.000	5	3Alp Lyr	0.033000	11000.	98	43504	No
84	GOM_NL__2PRFIN20100626_072343_000000382090_00364_43504_6450.N1	26-JUN-2010 07:23:43	Bright	38.000	130	23Bet Dra	2.7990	5800.0	76	43504	No
85	GOM_NL__2PRFIN20100626_073313_000000472090_00364_43504_6451.N1	26-JUN-2010 07:33:13	Bright	46.500	89	5Alp Cep	2.4510	8000.0	93	43504	No
86	GOM_NL__2PRFIN20100626_074021_000000492090_00364_43504_6452.N1	26-JUN-2010 07:40:21	Bright	48.500	74	11Bet Cas	2.2680	6600.0	97	43504	No
87	GOM_NL__2PRFIN20100626_074156_000000502090_00364_43504_6453.N1	26-JUN-2010 07:41:56	Bright	50.000	68	18Alp Cas	2.2250	4500.0	100	43504	No
88	GOM_NL__2PRFIN20100626_074426_000000382090_00364_43504_6454.N1	26-JUN-2010 07:44:26	Bright	37.500	160	23Gam Per	2.9300	4700.0	75	43504	No
89	GOM_NL__2PRFIN20100626_074751_000000462090_00364_43504_6455.N1	26-JUN-2010 07:47:51	Bright	46.000	73	57Gam1And	2.2600	13100.	92	43504	No
90	GOM_NL__2PRFIN20100626_075020_000000452090_00364_43504_6456.N1	26-JUN-2010 07:50:20	Twilight	45.000	173	4Bet Tri	3.0040	8900.0	90	43504	No
91	GOM_NL__2PRFIN20100626_075419_000000532090_00364_43504_6457.N1	26-JUN-2010 07:54:19	Dark	52.500	50	13Alp Ari	2.0070	4250.0	105	43504	No
92	GOM_NL__2PRFIN20100626_075911_000000382090_00364_43504_6458.N1	26-JUN-2010 07:59:11	Dark	37.500	94	92Alp Cet	2.5260	3100.0	75	43504	No
93	GOM_NL__2PRFIN20100626_081745_000000552090_00365_43505_6440.N1	26-JUN-2010 08:17:45	Dark	55.000	84	Alp Phe	2.3970	4500.0	110	43505	No
94	GOM_NL__2PRFIN20100626_082415_000000542090_00365_43505_6441.N1	26-JUN-2010 08:24:15	Straylight	53.500	63	Bet Gru	2.1500	2800.0	107	43505	No
95	GOM_NL__2PRFIN20100626_082616_000000492090_00365_43505_6442.N1	26-JUN-2010 08:26:16	Straylight	49.000	31	Alp Gru	1.7340	15200.	98	43505	No
96	GOM_NL__2PRFIN20100626_082907_000000412090_00365_43505_6443.N1	26-JUN-2010 08:29:07	Straylight	41.000	45	Alp Pav	1.9400	26000.	82	43505	No
97	GOM_NL__2PRFIN20100626_083812_000000452090_00365_43505_6444.N1	26-JUN-2010 08:38:12	Twilight	45.000	38	20Eps Sgr	1.8360	11000.	90	43505	No
98	GOM_NL__2PRFIN20100626_083935_000000502090_00365_43505_6445.N1	26-JUN-2010 08:39:35	Bright	49.500	116	19Del Sgr	2.7000	4100.0	99	43505	No
99	GOM_NL__2PRFIN20100626_084144_000000472090_00365_43505_6446.N1	26-JUN-2010 08:41:44	Bright	47.000	155	41Pi Sgr	2.9000	6600.0	94	43505	No
100	GOM_NL__2PRFIN20100626_085022_000000392090_00365_43505_6447.N1	26-JUN-2010 08:50:22	Bright	38.500	126	60Bet Oph	2.7700	4250.0	77	43505	No
101	GOM_NL__2PRFIN20100626_085245_000000392090_00365_43505_6448.N1	26-JUN-2010 08:52:45	Bright	38.500	59	55Alp Oph	2.0800	8900.0	77	43505	No

102	GOM_NL__2PRFIN20100626_090207_000000502090_00365_43505_6449.N1	26-JUN-2010 09:02:07	Bright	50.000	5	3Alp Lyr	0.033000	11000.	100	43505	No
103	GOM_NL__2PRFIN20100626_090419_000000392090_00365_43505_6450.N1	26-JUN-2010 09:04:19	Bright	38.500	130	23Bet Dra	2.7990	5800.0	77	43505	No
104	GOM_NL__2PRFIN20100626_091348_000000482090_00365_43505_6451.N1	26-JUN-2010 09:13:48	Bright	48.000	89	5Alp Cep	2.4510	8000.0	96	43505	No
105	GOM_NL__2PRFIN20100626_092056_000000482090_00365_43505_6452.N1	26-JUN-2010 09:20:56	Bright	47.500	74	11Bet Cas	2.2680	6600.0	95	43505	No
106	GOM_NL__2PRFIN20100626_092232_000000482090_00365_43505_6453.N1	26-JUN-2010 09:22:32	Bright	48.000	68	18Alp Cas	2.2250	4500.0	96	43505	No
107	GOM_NL__2PRFIN20100626_092502_000000372090_00365_43505_6454.N1	26-JUN-2010 09:25:02	Bright	36.500	160	23Gam Per	2.9300	4700.0	73	43505	No
108	GOM_NL__2PRFIN20100626_092827_000000482090_00365_43505_6455.N1	26-JUN-2010 09:28:27	Bright	48.000	73	57Gam1And	2.2600	13100.	96	43505	No
109	GOM_NL__2PRFIN20100626_093056_000000472090_00365_43505_6456.N1	26-JUN-2010 09:30:56	Tw_i_and_stray	46.500	173	4Bet Tri	3.0040	8900.0	93	43505	No
110	GOM_NL__2PRFIN20100626_093455_000000602090_00365_43505_6457.N1	26-JUN-2010 09:34:55	Dark	59.500	50	13Alp Ari	2.0070	4250.0	119	43505	No
111	GOM_NL__2PRFIN20100626_093947_000000402090_00365_43505_6458.N1	26-JUN-2010 09:39:47	Dark	40.000	94	92Alp Cet	2.5260	3100.0	80	43505	No
112	GOM_NL__2PRFIN20100626_095822_000000572090_00366_43506_6440.N1	26-JUN-2010 09:58:22	Dark	56.500	84	Alp Phe	2.3970	4500.0	113	43506	No
113	GOM_NL__2PRFIN20100626_100452_000000642090_00366_43506_6441.N1	26-JUN-2010 10:04:52	Straylight	64.000	63	Bet Gru	2.1500	2800.0	128	43506	No
114	GOM_NL__2PRFIN20100626_100652_000000522090_00366_43506_6442.N1	26-JUN-2010 10:06:52	Straylight	52.000	31	Alp Gru	1.7340	15200.	104	43506	No
115	GOM_NL__2PRFIN20100626_100943_000000452090_00366_43506_6443.N1	26-JUN-2010 10:09:43	Straylight	45.000	45	Alp Pav	1.9400	26000.	90	43506	No
116	GOM_NL__2PRFIN20100626_101848_000000442090_00366_43506_6444.N1	26-JUN-2010 10:18:48	Tw_i_and_stray	43.500	38	20Eps Sgr	1.8360	11000.	87	43506	No
117	GOM_NL__2PRFIN20100626_102012_000000512090_00366_43506_6445.N1	26-JUN-2010 10:20:12	Bright	51.000	116	19Del Sgr	2.7000	4100.0	102	43506	No
118	GOM_NL__2PRFIN20100626_102220_000000472090_00366_43506_6446.N1	26-JUN-2010 10:22:20	Bright	47.000	155	41Pi Sgr	2.9000	6600.0	94	43506	No
119	GOM_NL__2PRFIN20100626_103058_000000382090_00366_43506_6447.N1	26-JUN-2010 10:30:58	Bright	37.500	126	60Bet Oph	2.7700	4250.0	75	43506	No
120	GOM_NL__2PRFIN20100626_103320_000000562090_00366_43506_6448.N1	26-JUN-2010 10:33:20	Bright	56.000	59	55Alp Oph	2.0800	8900.0	112	43506	No
121	GOM_NL__2PRFIN20100626_104242_000000502090_00366_43506_6449.N1	26-JUN-2010 10:42:42	Bright	50.000	5	3Alp Lyr	0.033000	11000.	100	43506	No
122	GOM_NL__2PRFIN20100626_104455_000000402090_00366_43506_6450.N1	26-JUN-2010 10:44:55	Bright	39.500	130	23Bet Dra	2.7990	5800.0	79	43506	No
123	GOM_NL__2PRFIN20100626_110132_000000472090_00366_43506_6451.N1	26-JUN-2010 11:01:32	Bright	46.500	74	11Bet Cas	2.2680	6600.0	93	43506	No
124	GOM_NL__2PRFIN20100626_110307_000000462090_00366_43506_6452.N1	26-JUN-2010 11:03:07	Bright	46.000	68	18Alp Cas	2.2250	4500.0	92	43506	No
125	GOM_NL__2PRFIN20100626_110537_000000542090_00366_43506_6453.N1	26-JUN-2010 11:05:37	Bright	53.500	160	23Gam Per	2.9300	4700.0	107	43506	No
126	GOM_NL__2PRFIN20100626_110903_000000622090_00366_43506_6454.N1	26-JUN-2010 11:09:03	Bright	62.000	73	57Gam1And	2.2600	13100.	124	43506	No
127	GOM_NL__2PRFIN20100626_111132_000000482090_00366_43506_6455.N1	26-JUN-2010 11:11:32	Tw_i_and_stray	47.500	173	4Bet Tri	3.0040	8900.0	95	43506	No
128	GOM_NL__2PRFIN20100626_111531_000000562090_00366_43506_6456.N1	26-JUN-2010 11:15:31	Dark	56.000	50	13Alp Ari	2.0070	4250.0	112	43506	No
129	GOM_NL__2PRFIN20100626_112024_000000492090_00366_43506_6457.N1	26-JUN-2010 11:20:24	Dark	48.500	94	92Alp Cet	2.5260	3100.0	97	43506	No
130	GOM_NL__2PRFIN20100626_113859_000000462090_00367_43507_6440.N1	26-JUN-2010 11:38:59	Dark	45.500	84	Alp Phe	2.3970	4500.0	91	43507	No
131	GOM_NL__2PRFIN20100626_114529_000000512090_00367_43507_6441.N1	26-JUN-2010 11:45:29	Straylight	51.000	63	Bet Gru	2.1500	2800.0	102	43507	No
132	GOM_NL__2PRFIN20100626_114729_000000512090_00367_43507_6442.N1	26-JUN-2010 11:47:29	Straylight	50.500	31	Alp Gru	1.7340	15200.	101	43507	No
133	GOM_NL__2PRFIN20100626_115020_000000432090_00367_43507_6443.N1	26-JUN-2010 11:50:20	Straylight	42.500	45	Alp Pav	1.9400	26000.	85	43507	No
134	GOM_NL__2PRFIN20100626_115924_000000472090_00367_43507_6444.N1	26-JUN-2010 11:59:24	Tw_i_and_stray	47.000	38	20Eps Sgr	1.8360	11000.	94	43507	No
135	GOM_NL__2PRFIN20100626_120048_000000572090_00367_43507_6445.N1	26-JUN-2010 12:00:48	Bright	57.000	116	19Del Sgr	2.7000	4100.0	114	43507	No
136	GOM_NL__2PRFIN20100626_120256_000000472090_00367_43507_6446.N1	26-JUN-2010 12:02:56	Bright	47.000	155	41Pi Sgr	2.9000	6600.0	94	43507	No
137	GOM_NL__2PRFIN20100626_121134_000000422090_00367_43507_6447.N1	26-JUN-2010 12:11:34	Bright	41.500	126	60Bet Oph	2.7700	4250.0	83	43507	No
138	GOM_NL__2PRFIN20100626_121356_000000382090_00367_43507_6448.N1	26-JUN-2010 12:13:56	Bright	37.500	59	55Alp Oph	2.0800	8900.0	75	43507	No
139	GOM_NL__2PRFIN20100626_122317_000000422090_00367_43507_6449.N1	26-JUN-2010 12:23:17	Bright	42.000	5	3Alp Lyr	0.033000	11000.	84	43507	No
140	GOM_NL__2PRFIN20100626_122531_000000422090_00367_43507_6450.N1	26-JUN-2010 12:25:31	Bright	41.500	130	23Bet Dra	2.7990	5800.0	83	43507	No
141	GOM_NL__2PRFIN20100626_123459_000000482090_00367_43507_6451.N1	26-JUN-2010 12:34:59	Bright	47.500	89	5Alp Cep	2.4510	8000.0	95	43507	No
142	GOM_NL__2PRFIN20100626_124207_000000472090_00367_43507_6452.N1	26-JUN-2010 12:42:07	Bright	46.500	74	11Bet Cas	2.2680	6600.0	93	43507	No
143	GOM_NL__2PRFIN20100626_124343_000000502090_00367_43507_6453.N1	26-JUN-2010 12:43:43	Bright	50.000	68	18Alp Cas	2.2250	4500.0	100	43507	No
144	GOM_NL__2PRFIN20100626_124613_000000402090_00367_43507_6454.N1	26-JUN-2010 12:46:13	Bright	40.000	160	23Gam Per	2.9300	4700.0	80	43507	No
145	GOM_NL__2PRFIN20100626_124939_000000492090_00367_43507_6455.N1	26-JUN-2010 12:49:39	Bright	49.000	73	57Gam1And	2.2600	13100.	98	43507	No
146	GOM_NL__2PRFIN20100626_125208_000000482090_00367_43507_6456.N1	26-JUN-2010 12:52:08	Tw_i_and_stray	47.500	173	4Bet Tri	3.0040	8900.0	95	43507	No
147	GOM_NL__2PRFIN20100626_125607_000000562090_00367_43507_6457.N1	26-JUN-2010 12:56:07	Dark	56.000	50	13Alp Ari	2.0070	4250.0	112	43507	No
148	GOM_NL__2PRFIN20100626_130100_000000462090_00367_43507_6458.N1	26-JUN-2010 13:01:00	Dark	45.500	94	92Alp Cet	2.5260	3100.0	91	43507	No
149	GOM_NL__2PRFIN20100626_131936_000000562090_00368_43508_6440.N1	26-JUN-2010 13:19:36	Dark	56.000	84	Alp Phe	2.3970	4500.0	112	43508	No
150	GOM_NL__2PRFIN20100626_132606_000000532090_00368_43508_6441.N1	26-JUN-2010 13:26:06	Straylight	52.500	63	Bet Gru	2.1500	2800.0	105	43508	No
151	GOM_NL__2PRFIN20100626_132806_000000502090_00368_43508_6442.N1	26-JUN-2010 13:28:06	Straylight	49.500	31	Alp Gru	1.7340	15200.	99	43508	No
152	GOM_NL__2PRFIN20100626_133056_000000442090_00368_43508_6443.N1	26-JUN-2010 13:30:56	Straylight	43.500	45	Alp Pav	1.9400	26000.	87	43508	No
153	GOM_NL__2PRFIN20100626_134000_000000442090_00368_43508_6444.N1	26-JUN-2010 13:40:00	Tw_i_and_stray	44.000	38	20Eps Sgr	1.8360	11000.	88	43508	No
154	GOM_NL__2PRFIN20100626_134124_000000572090_00368_43508_6445.N1	26-JUN-2010 13:41:24	Bright	56.500	116	19Del Sgr	2.7000	4100.0	113	43508	No
155	GOM_NL__2PRFIN20100626_134332_000000492090_00368_43508_6446.N1	26-JUN-2010 13:43:32	Bright	49.000	155	41Pi Sgr	2.9000	6600.0	98	43508	No
156	GOM_NL__2PRFIN20100626_135210_000000412090_00368_43508_6447.N1	26-JUN-2010 13:52:10	Bright	40.500	126	60Bet Oph	2.7700	4250.0	81	43508	No
157	GOM_NL__2PRFIN20100626_135432_000000422090_00368_43508_6448.N1	26-JUN-2010 13:54:32	Bright	41.500	59	55Alp Oph	2.0800	8900.0	83	43508	No
158	GOM_NL__2PRFIN20100626_140353_000000462090_00368_43508_6449.N1	26-JUN-2010 14:03:53	Bright	46.000	5	3Alp Lyr	0.033000	11000.	92	43508	No
159	GOM_NL__2PRFIN20100626_140606_000000372090_00368_43508_6450.N1	26-JUN-2010 14:06:06	Bright	37.000	130	23Bet Dra	2.7990	5800.0	74	43508	No
160	GOM_NL__2PRFIN20100626_142242_000000522090_00368_43508_6451.N1	26-JUN-2010 14:22:42	Bright	51.500	74	11Bet Cas	2.2680	6600.0	103	43508	No



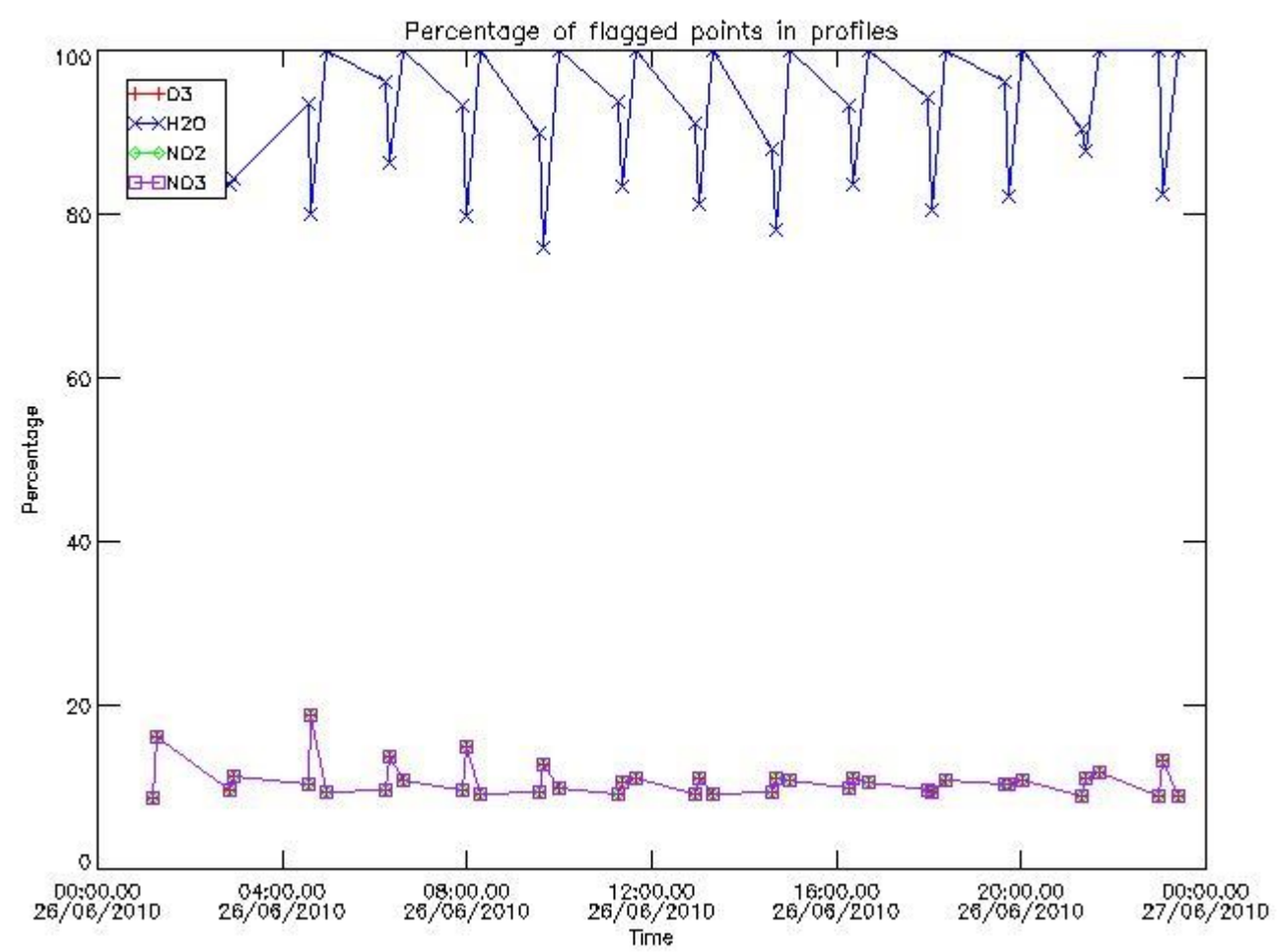
161	GOM_NL__2PRFIN20100626_142419_000000672090_00368_43508_6452.N1	26-JUN-2010 14:24:19	Bright	67.000	68	18Alp Cas	2.2250	4500.0	134	43508	No
162	GOM_NL__2PRFIN20100626_142649_000000422090_00368_43508_6453.N1	26-JUN-2010 14:26:49	Bright	42.000	160	23Gam Per	2.9300	4700.0	84	43508	No
163	GOM_NL__2PRFIN20100626_143014_000000602090_00368_43508_6454.N1	26-JUN-2010 14:30:14	Bright	59.500	73	57Gam1And	2.2600	13100.	119	43508	No
164	GOM_NL__2PRFIN20100626_143244_000000482090_00368_43508_6455.N1	26-JUN-2010 14:32:44	Tw_i_and_stray	48.000	173	4Bet Tri	3.0040	8900.0	96	43508	No
165	GOM_NL__2PRFIN20100626_143644_000000552090_00368_43508_6456.N1	26-JUN-2010 14:36:44	Dark	54.500	50	13Alp Ari	2.0070	4250.0	109	43508	No
166	GOM_NL__2PRFIN20100626_144136_000000462090_00368_43508_6457.N1	26-JUN-2010 14:41:36	Dark	46.000	94	92Alp Cet	2.5260	3100.0	92	43508	No
167	GOM_NL__2PRFIN20100626_150012_000000472090_00369_43509_6440.N1	26-JUN-2010 15:00:12	Dark	47.000	84	Alp Phe	2.3970	4500.0	94	43509	No
168	GOM_NL__2PRFIN20100626_150642_000000512090_00369_43509_6441.N1	26-JUN-2010 15:06:42	Straylight	51.000	63	Bet Gru	2.1500	2800.0	102	43509	No
169	GOM_NL__2PRFIN20100626_150843_000000512090_00369_43509_6442.N1	26-JUN-2010 15:08:43	Straylight	50.500	31	Alp Gru	1.7340	15200.	101	43509	No
170	GOM_NL__2PRFIN20100626_151133_000000422090_00369_43509_6443.N1	26-JUN-2010 15:11:33	Straylight	42.000	45	Alp Pav	1.9400	26000.	84	43509	No
171	GOM_NL__2PRFIN20100626_152036_000000452090_00369_43509_6444.N1	26-JUN-2010 15:20:36	Tw_i_and_stray	45.000	38	20Eps Sgr	1.8360	11000.	90	43509	No
172	GOM_NL__2PRFIN20100626_152200_000000482090_00369_43509_6445.N1	26-JUN-2010 15:22:00	Bright	48.000	116	19Del Sgr	2.7000	4100.0	96	43509	No
173	GOM_NL__2PRFIN20100626_152408_000000492090_00369_43509_6446.N1	26-JUN-2010 15:24:08	Bright	48.500	155	41Pi Sgr	2.9000	6600.0	97	43509	No
174	GOM_NL__2PRFIN20100626_153246_000000562090_00369_43509_6447.N1	26-JUN-2010 15:32:46	Bright	56.000	126	60Bet Oph	2.7700	4250.0	112	43509	No
175	GOM_NL__2PRFIN20100626_153508_000000382090_00369_43509_6448.N1	26-JUN-2010 15:35:08	Bright	38.000	59	55Alp Oph	2.0800	8900.0	76	43509	No
176	GOM_NL__2PRFIN20100626_154428_000000482090_00369_43509_6449.N1	26-JUN-2010 15:44:28	Bright	48.000	5	3Alp Lyr	0.033000	11000.	96	43509	No
177	GOM_NL__2PRFIN20100626_154642_000000392090_00369_43509_6450.N1	26-JUN-2010 15:46:42	Bright	38.500	130	23Bet Dra	2.7990	5800.0	77	43509	No
178	GOM_NL__2PRFIN20100626_155609_000000482090_00369_43509_6451.N1	26-JUN-2010 15:56:09	Bright	48.000	89	5Alp Cep	2.4510	8000.0	96	43509	No
179	GOM_NL__2PRFIN20100626_160318_000000682090_00369_43509_6452.N1	26-JUN-2010 16:03:18	Bright	68.000	74	11Bet Cas	2.2680	6600.0	136	43509	No
180	GOM_NL__2PRFIN20100626_160454_000000472090_00369_43509_6453.N1	26-JUN-2010 16:04:54	Bright	47.000	68	18Alp Cas	2.2250	4500.0	94	43509	No
181	GOM_NL__2PRFIN20100626_160725_000000542090_00369_43509_6454.N1	26-JUN-2010 16:07:25	Bright	54.000	160	23Gam Per	2.9300	4700.0	108	43509	No
182	GOM_NL__2PRFIN20100626_161050_000000472090_00369_43509_6455.N1	26-JUN-2010 16:10:50	Bright	46.500	73	57Gam1And	2.2600	13100.	93	43509	No
183	GOM_NL__2PRFIN20100626_161320_000000462090_00369_43509_6456.N1	26-JUN-2010 16:13:20	Tw_i_and_stray	46.000	173	4Bet Tri	3.0040	8900.0	92	43509	No
184	GOM_NL__2PRFIN20100626_161720_000000522090_00369_43509_6457.N1	26-JUN-2010 16:17:20	Dark	52.000	50	13Alp Ari	2.0070	4250.0	104	43509	No
185	GOM_NL__2PRFIN20100626_162212_000000462090_00369_43509_6458.N1	26-JUN-2010 16:22:12	Dark	46.000	94	92Alp Cet	2.5260	3100.0	92	43509	No
186	GOM_NL__2PRFIN20100626_164049_000000482090_00370_43510_6440.N1	26-JUN-2010 16:40:49	Dark	48.000	84	Alp Phe	2.3970	4500.0	96	43510	No
187	GOM_NL__2PRFIN20100626_164720_000000512090_00370_43510_6441.N1	26-JUN-2010 16:47:20	Straylight	51.000	63	Bet Gru	2.1500	2800.0	102	43510	No
188	GOM_NL__2PRFIN20100626_164920_000000502090_00370_43510_6442.N1	26-JUN-2010 16:49:20	Straylight	50.000	31	Alp Gru	1.7340	15200.	100	43510	No
189	GOM_NL__2PRFIN20100626_165209_000000412090_00370_43510_6443.N1	26-JUN-2010 16:52:09	Straylight	41.000	45	Alp Pav	1.9400	26000.	82	43510	No
190	GOM_NL__2PRFIN20100626_170113_000000472090_00370_43510_6444.N1	26-JUN-2010 17:01:13	Tw_i_and_stray	47.000	38	20Eps Sgr	1.8360	11000.	94	43510	No
191	GOM_NL__2PRFIN20100626_170236_000000542090_00370_43510_6445.N1	26-JUN-2010 17:02:36	Bright	54.000	116	19Del Sgr	2.7000	4100.0	108	43510	No
192	GOM_NL__2PRFIN20100626_170444_000000492090_00370_43510_6446.N1	26-JUN-2010 17:04:44	Bright	48.500	155	41Pi Sgr	2.9000	6600.0	97	43510	No
193	GOM_NL__2PRFIN20100626_171321_000000402090_00370_43510_6447.N1	26-JUN-2010 17:13:21	Bright	39.500	126	60Bet Oph	2.7700	4250.0	79	43510	No
194	GOM_NL__2PRFIN20100626_171544_000000402090_00370_43510_6448.N1	26-JUN-2010 17:15:44	Bright	40.000	59	55Alp Oph	2.0800	8900.0	80	43510	No
195	GOM_NL__2PRFIN20100626_172504_000000492090_00370_43510_6449.N1	26-JUN-2010 17:25:04	Bright	49.000	5	3Alp Lyr	0.033000	11000.	98	43510	No
196	GOM_NL__2PRFIN20100626_172718_000000402090_00370_43510_6450.N1	26-JUN-2010 17:27:18	Bright	40.000	130	23Bet Dra	2.7990	5800.0	80	43510	No
197	GOM_NL__2PRFIN20100626_173644_000000482090_00370_43510_6451.N1	26-JUN-2010 17:36:44	Bright	47.500	89	5Alp Cep	2.4510	8000.0	95	43510	No
198	GOM_NL__2PRFIN20100626_174354_000000482090_00370_43510_6452.N1	26-JUN-2010 17:43:54	Bright	47.500	74	11Bet Cas	2.2680	6600.0	95	43510	No
199	GOM_NL__2PRFIN20100626_174530_000000492090_00370_43510_6453.N1	26-JUN-2010 17:45:30	Bright	48.500	68	18Alp Cas	2.2250	4500.0	97	43510	No
200	GOM_NL__2PRFIN20100626_174801_000000352090_00370_43510_6454.N1	26-JUN-2010 17:48:01	Bright	34.500	160	23Gam Per	2.9300	4700.0	69	43510	No
201	GOM_NL__2PRFIN20100626_175126_000000472090_00370_43510_6455.N1	26-JUN-2010 17:51:26	Bright	47.000	73	57Gam1And	2.2600	13100.	94	43510	No
202	GOM_NL__2PRFIN20100626_175356_000000472090_00370_43510_6456.N1	26-JUN-2010 17:53:56	Tw_i_and_stray	46.500	173	4Bet Tri	3.0040	8900.0	93	43510	No
203	GOM_NL__2PRFIN20100626_175756_000000532090_00370_43510_6457.N1	26-JUN-2010 17:57:56	Dark	53.000	50	13Alp Ari	2.0070	4250.0	106	43510	No
204	GOM_NL__2PRFIN20100626_180249_000000542090_00370_43510_6458.N1	26-JUN-2010 18:02:49	Dark	54.000	94	92Alp Cet	2.5260	3100.0	108	43510	No
205	GOM_NL__2PRFIN20100626_182126_000000482090_00371_43511_6441.N1	26-JUN-2010 18:21:26	Dark	47.500	84	Alp Phe	2.3970	4500.0	95	43511	No
206	GOM_NL__2PRFIN20100626_182756_000000512090_00371_43511_6442.N1	26-JUN-2010 18:27:56	Straylight	51.000	63	Bet Gru	2.1500	2800.0	102	43511	No
207	GOM_NL__2PRFIN20100626_182957_000000502090_00371_43511_6443.N1	26-JUN-2010 18:29:57	Straylight	49.500	31	Alp Gru	1.7340	15200.	99	43511	No
208	GOM_NL__2PRFIN20100626_183245_000000412090_00371_43511_6444.N1	26-JUN-2010 18:32:45	Straylight	40.500	45	Alp Pav	1.9400	26000.	81	43511	No
209	GOM_NL__2PRFIN20100626_184149_000000442090_00371_43511_6445.N1	26-JUN-2010 18:41:49	Tw_i_and_stray	43.500	38	20Eps Sgr	1.8360	11000.	87	43511	No
210	GOM_NL__2PRFIN20100626_184313_000000472090_00371_43511_6446.N1	26-JUN-2010 18:43:13	Bright	47.000	116	19Del Sgr	2.7000	4100.0	94	43511	No
211	GOM_NL__2PRFIN20100626_184520_000000482090_00371_43511_6447.N1	26-JUN-2010 18:45:20	Bright	48.000	155	41Pi Sgr	2.9000	6600.0	96	43511	No
212	GOM_NL__2PRFIN20100626_185357_000000402090_00371_43511_6448.N1	26-JUN-2010 18:53:57	Bright	40.000	126	60Bet Oph	2.7700	4250.0	80	43511	No
213	GOM_NL__2PRFIN20100626_185620_000000382090_00371_43511_6449.N1	26-JUN-2010 18:56:20	Bright	38.000	59	55Alp Oph	2.0800	8900.0	76	43511	No
214	GOM_NL__2PRFIN20100626_190539_000000432090_00371_43511_6450.N1	26-JUN-2010 19:05:39	Bright	43.000	5	3Alp Lyr	0.033000	11000.	86	43511	No
215	GOM_NL__2PRFIN20100626_190754_000000392090_00371_43511_6451.N1	26-JUN-2010 19:07:54	Bright	39.000	130	23Bet Dra	2.7990	5800.0	78	43511	No
216	GOM_NL__2PRFIN20100626_191720_000000482090_00371_43511_6452.N1	26-JUN-2010 19:17:20	Bright	48.000	89	5Alp Cep	2.4510	8000.0	96	43511	No
217	GOM_NL__2PRFIN20100626_192429_000000682090_00371_43511_6453.N1	26-JUN-2010 19:24:29	Bright	68.000	74	11Bet Cas	2.2680	6600.0	136	43511	No
218	GOM_NL__2PRFIN20100626_192606_000000672090_00371_43511_6454.N1	26-JUN-2010 19:26:06	Bright	67.000	68	18Alp Cas	2.2250	4500.0	134	43511	No
219	GOM_NL__2PRFIN20100626_192837_000000352090_00371_43511_6455.N1	26-JUN-2010 19:28:37	Bright	35.000	160	23Gam Per	2.9300	4700.0	70	43511	No

220	GOM_NL__2PRFIN20100626_193202_000000482090_00371_43511_6456.N1	26-JUN-2010 19:32:02	Bright	47.500	73	57Gam1And	2.2600	13100.	95	43511	No
221	GOM_NL__2PRFIN20100626_193432_000000462090_00371_43511_6457.N1	26-JUN-2010 19:34:32	Twilight	45.500	173	4Bet Tri	3.0040	8900.0	91	43511	No
222	GOM_NL__2PRFIN20100626_193832_000000542090_00371_43511_6458.N1	26-JUN-2010 19:38:32	Dark	53.500	50	13Alp Ari	2.0070	4250.0	107	43511	No
223	GOM_NL__2PRFIN20100626_194325_000000542090_00371_43511_6459.N1	26-JUN-2010 19:43:25	Dark	53.500	94	92Alp Cet	2.5260	3100.0	107	43511	No
224	GOM_NL__2PRFIN20100626_200204_000000472090_00372_43512_6449.N1	26-JUN-2010 20:02:04	Dark	47.000	84	Alp Phe	2.3970	4500.0	94	43512	No
225	GOM_NL__2PRFIN20100626_200834_000000632090_00372_43512_6450.N1	26-JUN-2010 20:08:34	Straylight	62.500	63	Bet Gru	2.1500	2800.0	125	43512	No
226	GOM_NL__2PRFIN20100626_201033_000000502090_00372_43512_6451.N1	26-JUN-2010 20:10:33	Straylight	50.000	31	Alp Gru	1.7340	15200.	100	43512	No
227	GOM_NL__2PRFIN20100626_201322_000000442090_00372_43512_6452.N1	26-JUN-2010 20:13:22	Straylight	44.000	45	Alp Pav	1.9400	26000.	88	43512	No
228	GOM_NL__2PRFIN20100626_202225_000000452090_00372_43512_6453.N1	26-JUN-2010 20:22:25	Twilight	45.000	38	20Eps Sgr	1.8360	11000.	90	43512	No
229	GOM_NL__2PRFIN20100626_202349_000000462090_00372_43512_6454.N1	26-JUN-2010 20:23:49	Bright	45.500	116	19Del Sgr	2.7000	4100.0	91	43512	No
230	GOM_NL__2PRFIN20100626_202557_000000482090_00372_43512_6455.N1	26-JUN-2010 20:25:57	Bright	47.500	155	41Pi Sgr	2.9000	6600.0	95	43512	No
231	GOM_NL__2PRFIN20100626_203433_000000402090_00372_43512_6456.N1	26-JUN-2010 20:34:33	Bright	40.000	126	60Bet Oph	2.7700	4250.0	80	43512	No
232	GOM_NL__2PRFIN20100626_203655_000000412090_00372_43512_6457.N1	26-JUN-2010 20:36:55	Bright	40.500	59	55Alp Oph	2.0800	8900.0	81	43512	No
233	GOM_NL__2PRFIN20100626_204614_000000492090_00372_43512_6458.N1	26-JUN-2010 20:46:14	Bright	49.000	5	3Alp Lyr	0.033000	11000.	98	43512	No
234	GOM_NL__2PRFIN20100626_204829_000000402090_00372_43512_6459.N1	26-JUN-2010 20:48:29	Bright	39.500	130	23Bet Dra	2.7990	5800.0	79	43512	No
235	GOM_NL__2PRFIN20100626_205755_000000462090_00372_43512_6460.N1	26-JUN-2010 20:57:55	Bright	46.000	89	5Alp Cep	2.4510	8000.0	92	43512	No
236	GOM_NL__2PRFIN20100626_210505_000000492090_00372_43512_6461.N1	26-JUN-2010 21:05:05	Bright	48.500	74	11Bet Cas	2.2680	6600.0	97	43512	No
237	GOM_NL__2PRFIN20100626_210641_000000482090_00372_43512_6462.N1	26-JUN-2010 21:06:41	Bright	48.000	68	18Alp Cas	2.2250	4500.0	96	43512	No
238	GOM_NL__2PRFIN20100626_210913_000000542090_00372_43512_6463.N1	26-JUN-2010 21:09:13	Bright	54.000	160	23Gam Per	2.9300	4700.0	108	43512	No
239	GOM_NL__2PRFIN20100626_211238_000000452090_00372_43512_6464.N1	26-JUN-2010 21:12:38	Bright	45.000	73	57Gam1And	2.2600	13100.	90	43512	No
240	GOM_NL__2PRFIN20100626_211508_000000492090_00372_43512_6465.N1	26-JUN-2010 21:15:08	Twilight	48.500	173	4Bet Tri	3.0040	8900.0	97	43512	No
241	GOM_NL__2PRFIN20100626_211908_000000572090_00372_43512_6466.N1	26-JUN-2010 21:19:08	Dark	57.000	50	13Alp Ari	2.0070	4250.0	114	43512	No
242	GOM_NL__2PRFIN20100626_212401_000000452090_00372_43512_6467.N1	26-JUN-2010 21:24:01	Dark	45.000	94	92Alp Cet	2.5260	3100.0	90	43512	No
243	GOM_NL__2PRFIN20100626_214240_000000482090_00373_43513_6594.N1	26-JUN-2010 21:42:40	Dark	47.500	84	Alp Phe	2.3970	4500.0	95	43513	No
244	GOM_NL__2PRFIN20100626_214910_000000522090_00373_43513_6595.N1	26-JUN-2010 21:49:10	Straylight	51.500	63	Bet Gru	2.1500	2800.0	103	43513	No
245	GOM_NL__2PRFIN20100626_215110_000000492090_00373_43513_6596.N1	26-JUN-2010 21:51:10	Straylight	48.500	31	Alp Gru	1.7340	15200.	97	43513	No
246	GOM_NL__2PRFIN20100626_215358_000000492090_00373_43513_6597.N1	26-JUN-2010 21:53:58	Straylight	48.500	45	Alp Pav	1.9400	26000.	97	43513	No
247	GOM_NL__2PRFIN20100626_220301_000000442090_00373_43513_6598.N1	26-JUN-2010 22:03:01	Twilight	44.000	38	20Eps Sgr	1.8360	11000.	88	43513	No
248	GOM_NL__2PRFIN20100626_220425_000000492090_00373_43513_6599.N1	26-JUN-2010 22:04:25	Bright	49.000	116	19Del Sgr	2.7000	4100.0	98	43513	No
249	GOM_NL__2PRFIN20100626_220633_000000492090_00373_43513_6600.N1	26-JUN-2010 22:06:33	Bright	48.500	155	41Pi Sgr	2.9000	6600.0	97	43513	No
250	GOM_NL__2PRFIN20100626_221509_000000402090_00373_43513_6601.N1	26-JUN-2010 22:15:09	Bright	40.000	126	60Bet Oph	2.7700	4250.0	80	43513	No
251	GOM_NL__2PRFIN20100626_221731_000000382090_00373_43513_6602.N1	26-JUN-2010 22:17:31	Bright	37.500	59	55Alp Oph	2.0800	8900.0	75	43513	No
252	GOM_NL__2PRFIN20100626_222649_000000502090_00373_43513_6603.N1	26-JUN-2010 22:26:49	Bright	50.000	5	3Alp Lyr	0.033000	11000.	100	43513	No
253	GOM_NL__2PRFIN20100626_222905_000000412090_00373_43513_6604.N1	26-JUN-2010 22:29:05	Bright	41.000	130	23Bet Dra	2.7990	5800.0	82	43513	No
254	GOM_NL__2PRFIN20100626_223830_000000482090_00373_43513_6605.N1	26-JUN-2010 22:38:30	Bright	47.500	89	5Alp Cep	2.4510	8000.0	95	43513	No
255	GOM_NL__2PRFIN20100626_224540_000000482090_00373_43513_6606.N1	26-JUN-2010 22:45:40	Bright	47.500	74	11Bet Cas	2.2680	6600.0	95	43513	No
256	GOM_NL__2PRFIN20100626_224717_000000462090_00373_43513_6607.N1	26-JUN-2010 22:47:17	Bright	45.500	68	18Alp Cas	2.2250	4500.0	91	43513	No
257	GOM_NL__2PRFIN20100626_224949_000000542090_00373_43513_6608.N1	26-JUN-2010 22:49:49	Bright	54.000	160	23Gam Per	2.9300	4700.0	108	43513	No
258	GOM_NL__2PRFIN20100626_225314_000000462090_00373_43513_6609.N1	26-JUN-2010 22:53:14	Bright	46.000	73	57Gam1And	2.2600	13100.	92	43513	No
259	GOM_NL__2PRFIN20100626_225544_000000482090_00373_43513_6610.N1	26-JUN-2010 22:55:44	Twilight	48.000	173	4Bet Tri	3.0040	8900.0	96	43513	No
260	GOM_NL__2PRFIN20100626_225945_000000622090_00373_43513_6611.N1	26-JUN-2010 22:59:45	Dark	62.000	50	13Alp Ari	2.0070	4250.0	124	43513	No
261	GOM_NL__2PRFIN20100626_230438_000000462090_00373_43513_6612.N1	26-JUN-2010 23:04:38	Dark	45.500	94	92Alp Cet	2.5260	3100.0	91	43513	No
262	GOM_NL__2PRFIN20100626_232317_000000572090_00374_43514_6602.N1	26-JUN-2010 23:23:17	Dark	57.000	84	Alp Phe	2.3970	4500.0	114	43514	No
263	GOM_NL__2PRFIN20100626_232947_000000532090_00374_43514_6603.N1	26-JUN-2010 23:29:47	Straylight	53.000	63	Bet Gru	2.1500	2800.0	106	43514	No
264	GOM_NL__2PRFIN20100626_233147_000000512090_00374_43514_6604.N1	26-JUN-2010 23:31:47	Straylight	50.500	31	Alp Gru	1.7340	15200.	101	43514	No
265	GOM_NL__2PRFIN20100626_233435_000000402090_00374_43514_6605.N1	26-JUN-2010 23:34:35	Straylight	40.000	45	Alp Pav	1.9400	26000.	80	43514	No
266	GOM_NL__2PRFIN20100626_234337_000000442090_00374_43514_6606.N1	26-JUN-2010 23:43:37	Twilight	44.000	38	20Eps Sgr	1.8360	11000.	88	43514	No
267	GOM_NL__2PRFIN20100626_234501_000000532090_00374_43514_6607.N1	26-JUN-2010 23:45:01	Bright	52.500	116	19Del Sgr	2.7000	4100.0	105	43514	No
268	GOM_NL__2PRFIN20100626_234709_000000492090_00374_43514_6608.N1	26-JUN-2010 23:47:09	Bright	49.000	155	41Pi Sgr	2.9000	6600.0	98	43514	No
269	GOM_NL__2PRFIN20100626_235545_000000402090_00374_43514_6609.N1	26-JUN-2010 23:55:45	Bright	40.000	126	60Bet Oph	2.7700	4250.0	80	43514	No
270	GOM_NL__2PRFIN20100626_235807_000000412090_00374_43514_6610.N1	26-JUN-2010 23:58:07	Bright	41.000	59	55Alp Oph	2.0800	8900.0	82	43514	No

### 3. Quality information per product

In this section it is plotted some information contained in the Quality Summary data set of the level 2 products. Only products in dark limb conditions and without errors (error flag in the MPH set to "0") are used.

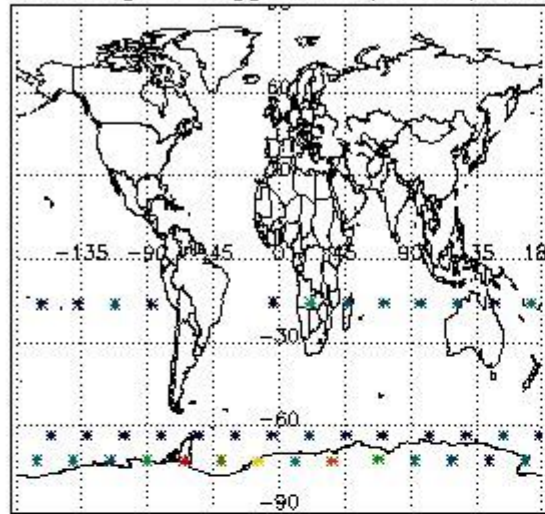
3.1 Plot quality information per product (time dependant)



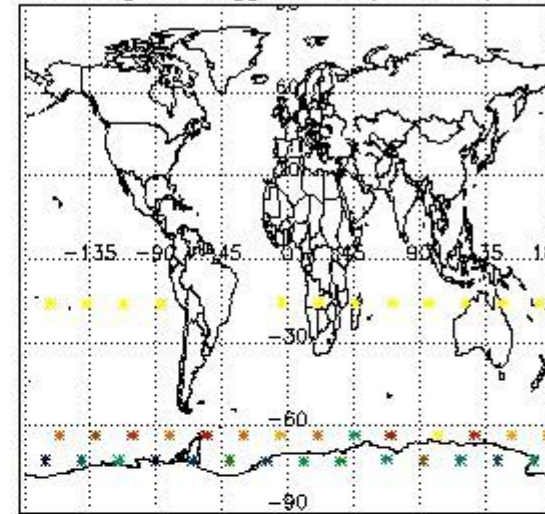
3.2 Plot quality information per product (world map)



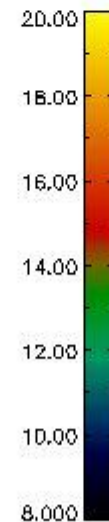
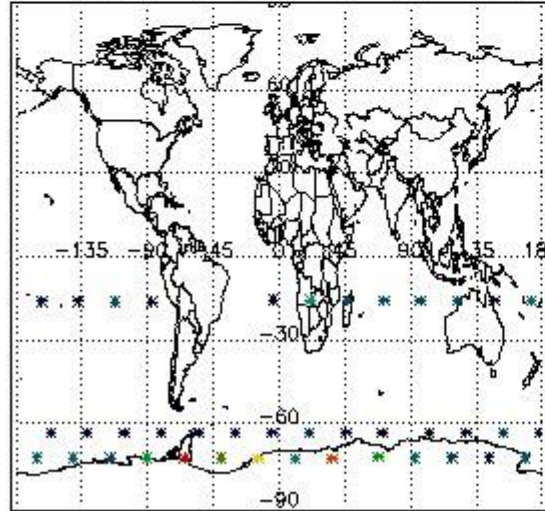
Percentage of flagged data per O3 profile



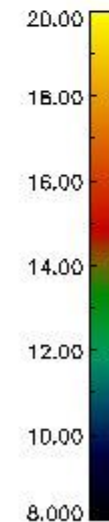
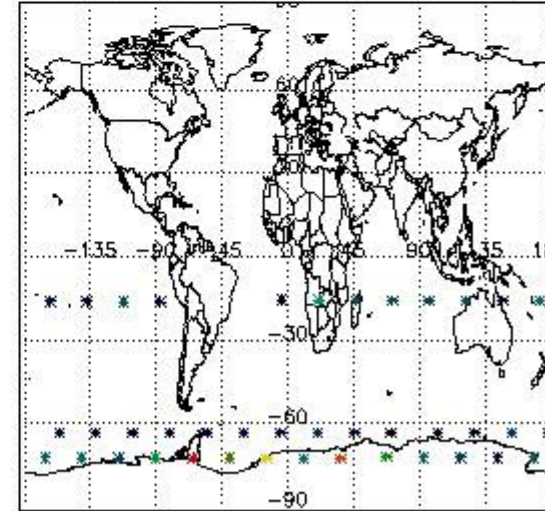
Percentage of flagged data per H2O profile



Percentage of flagged data per NO2 profile



Percentage of flagged data per NO3 profile



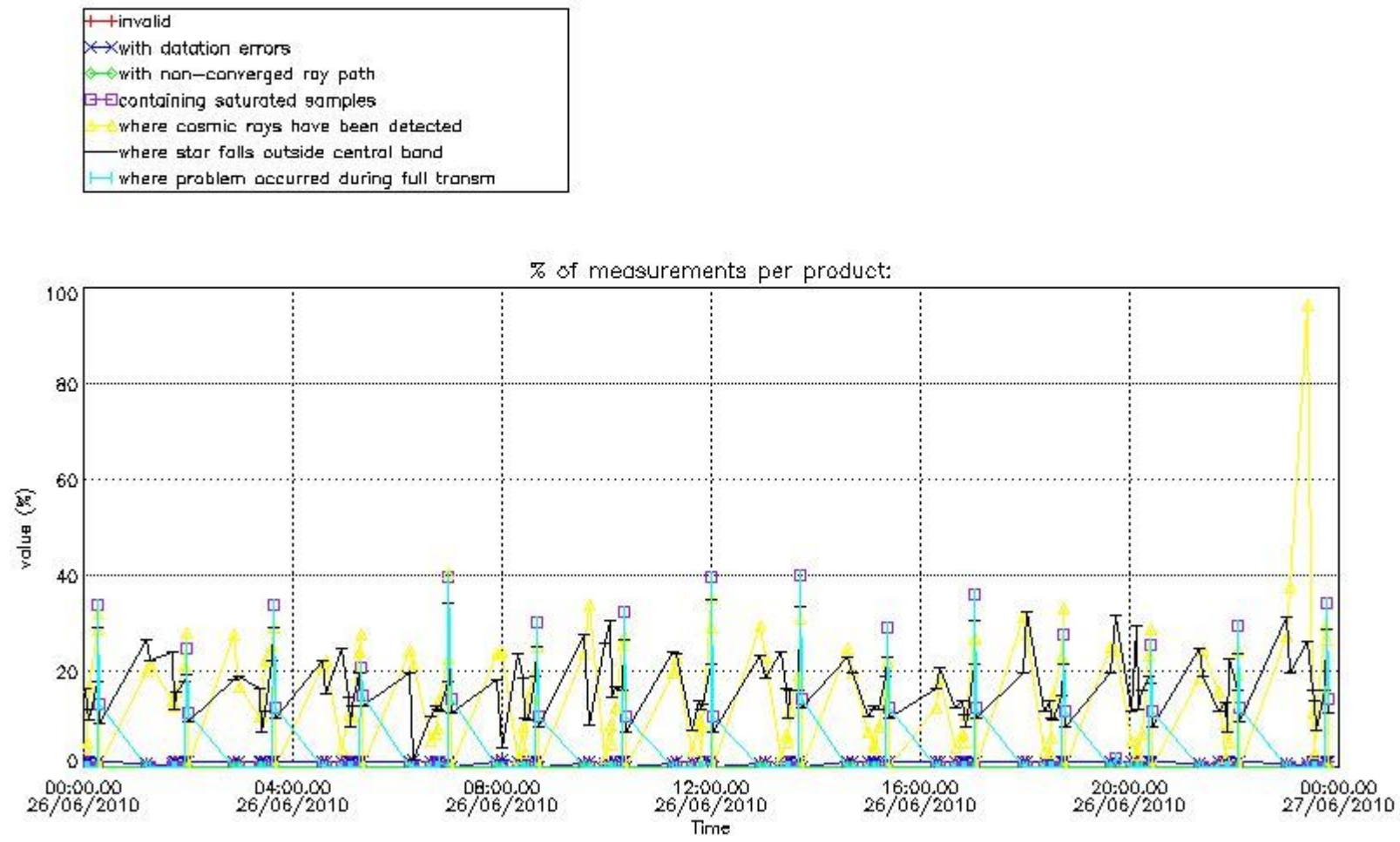
#### 4. Level 1 quality information per product

In this section it is plotted some information contained in the Quality Summary data set of the level 2 products that comes from the level 1b processing. Products without errors (error flag in the MPH set to "0") are used.

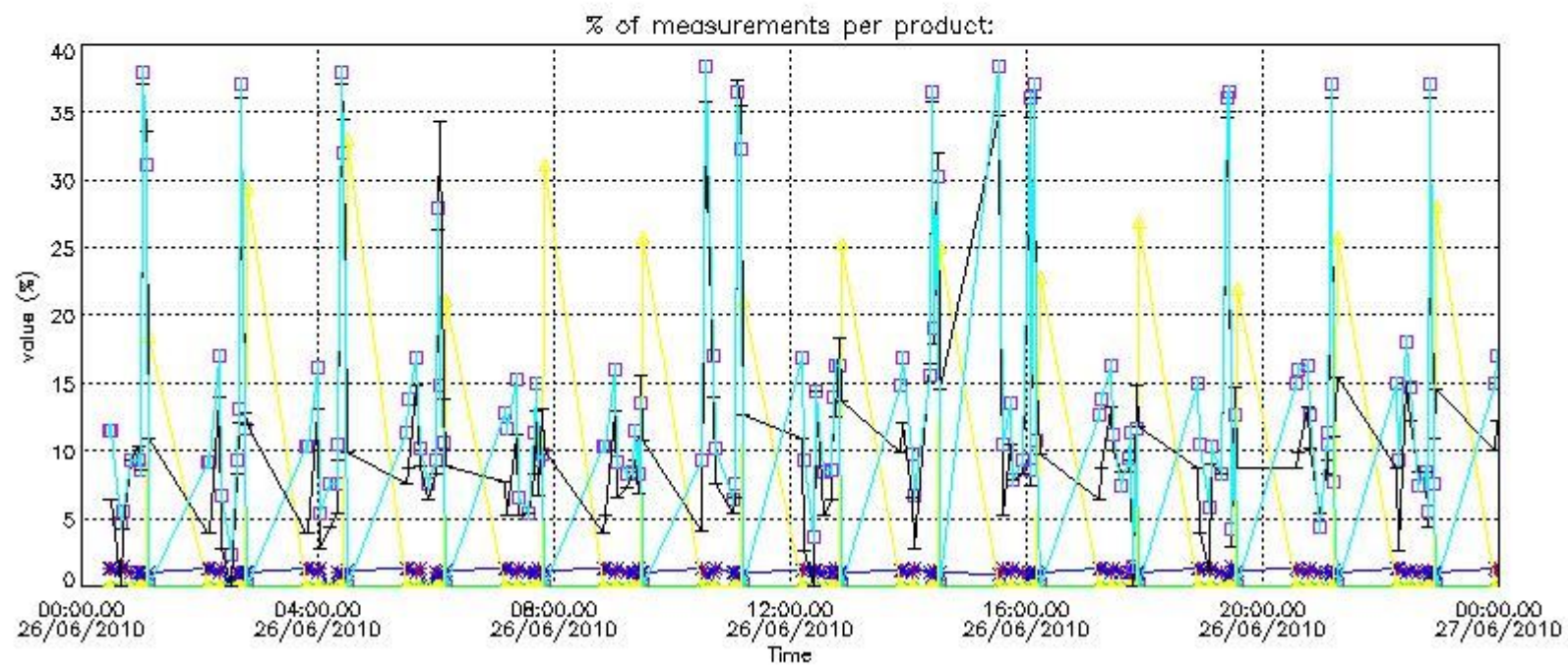
##### 4.1 Plot quality information per product (time dependant) coming from level 1b processing

###### 4.1.1 Plot level 1 quality information per product (time dependant): ENVISAT ASCENDING passes



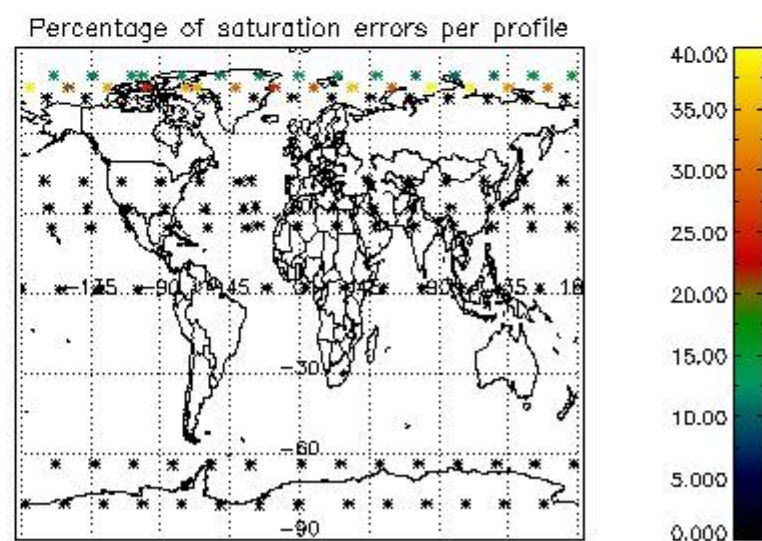
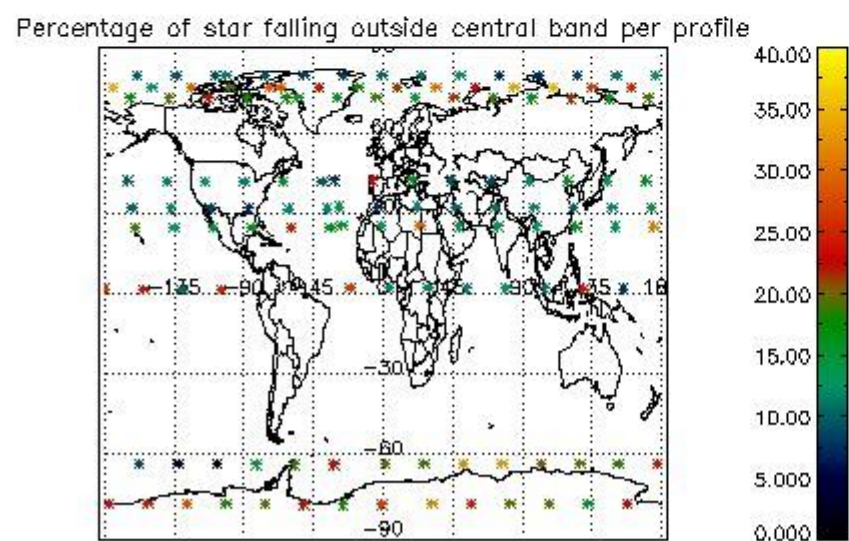
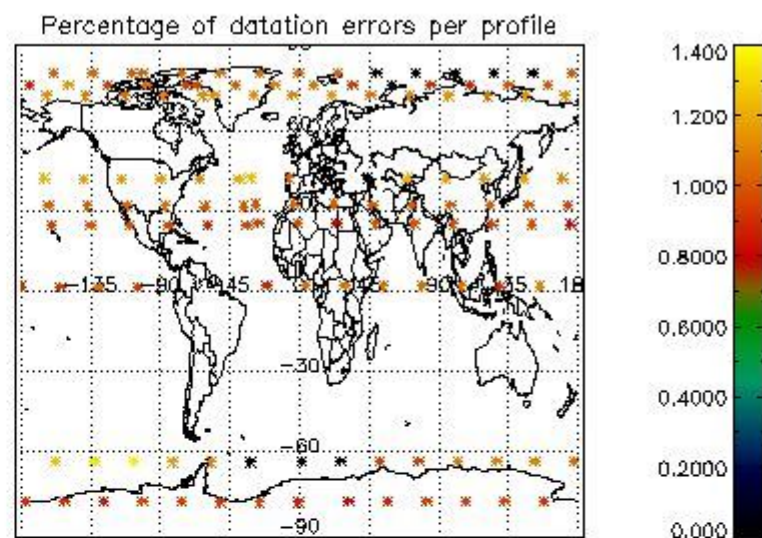
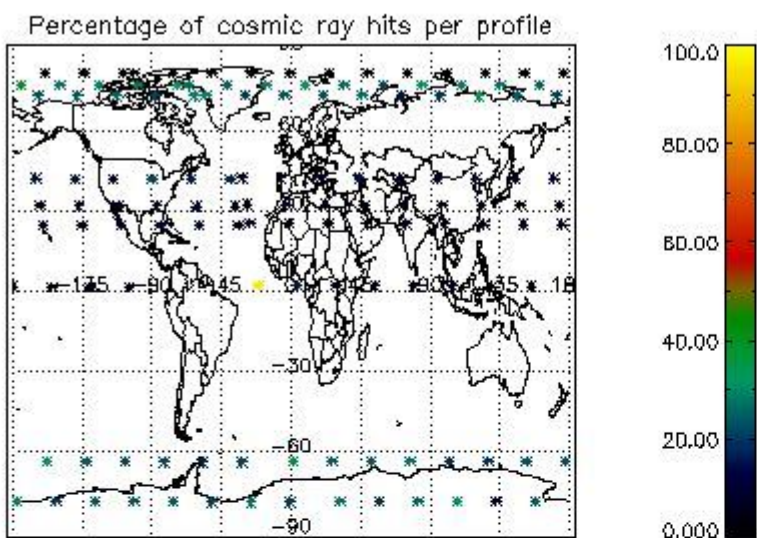


4.1.2 Plot level 1 quality information per product (time dependant): ENVISAT DESCENDING passes



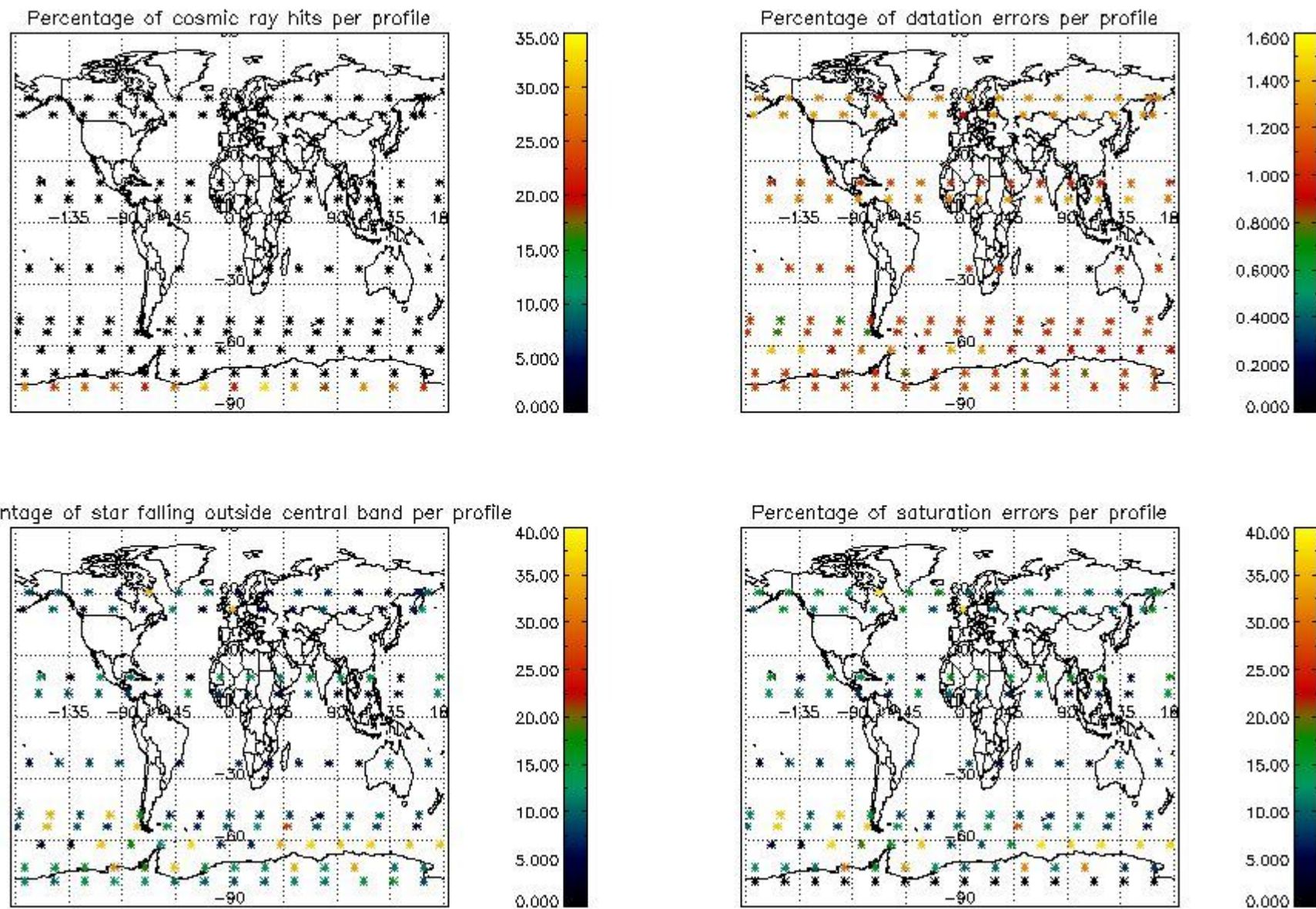
*4.2 Plot quality information per product coming from level 1b processing (world map)*

*4.2.1 Plot level 1 quality information per product (world map): ENVISAT ASCENDING passes*



4.2.2 Plot level 1 quality information per product (world map): ENVISAT DESCENDING passes





## 5. Trace gas profiles

### 5.1 Ozone statistics based on quality of products

The final quality of the products can be "measured" using the STD (Standard Deviation) attached to every point profile. This information is written to the parameter GOM\_NL\_\_2P/NL\_LOCAL\_SPECIES\_DENSITY/o3\_std of the level 2 products. The table below shows the statistics for given STD ranges.

The statistics are given with respect to the overall valid production:

- Products without fatal errors: GOM\_NL\_\_2P/MPH/PRODUCT\_ERR=0
- Valid point profile: GOM\_NL\_\_2P/NL\_LOCAL\_SPECIES\_DENSITY/pcd(0)=0

The 'Criteria' is applied to valid points of dark limb products:

- Products in dark limb illumination condition: GOM\_NL\_\_2P/NL\_SUMMARY\_QUALITY/obs\_ill\_cond=0
- Products without fatal errors: GOM\_NL\_\_2P/MPH/PRODUCT\_ERR=0
- Valid point profile: GOM\_NL\_\_2P/NL\_LOCAL\_SPECIES\_DENSITY/pcd(0)=0

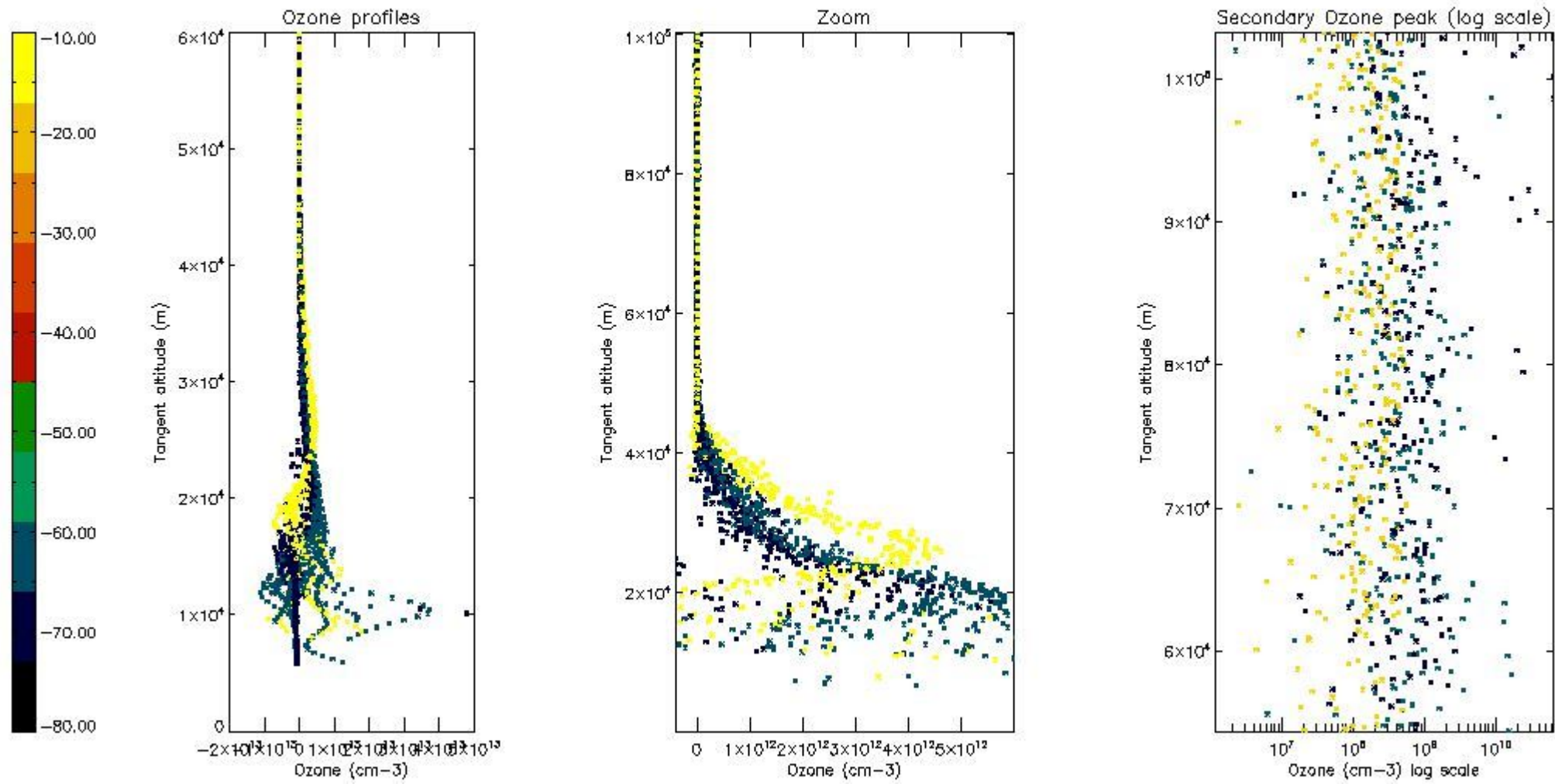
So, the table below shows the percentage of dark limb and valid observations for each criteria with respect to the overall valid daily observations.

Criteria	% of total production
All STD	16
STD < 20	4

STD < 10	2
STD < 5	0

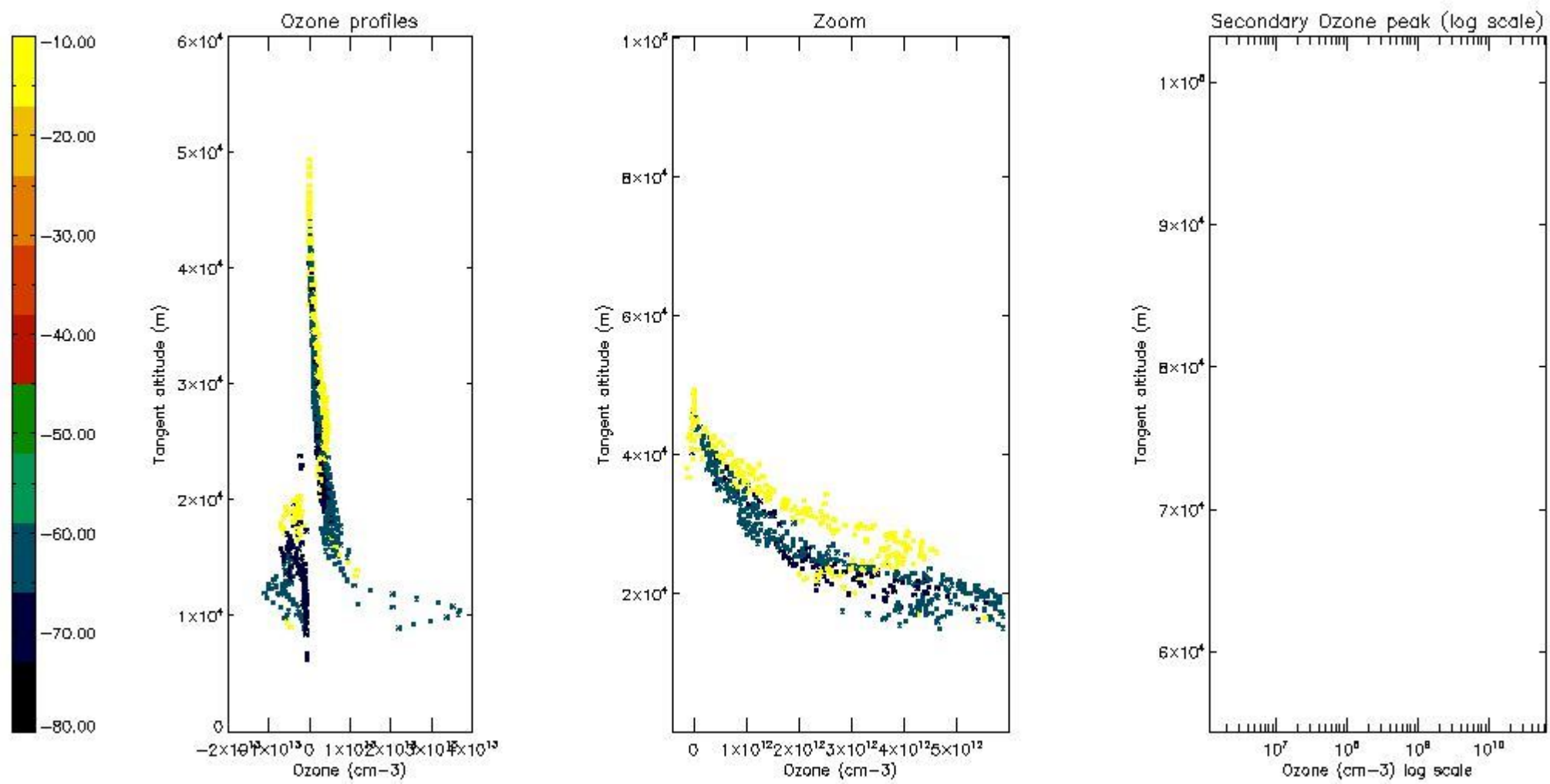
5.2 Plot ozone profiles for all STD (dark without errors)

The colorbar represents the latitude.



5.3 Plot ozone profiles where STD < 20% (dark without errors)

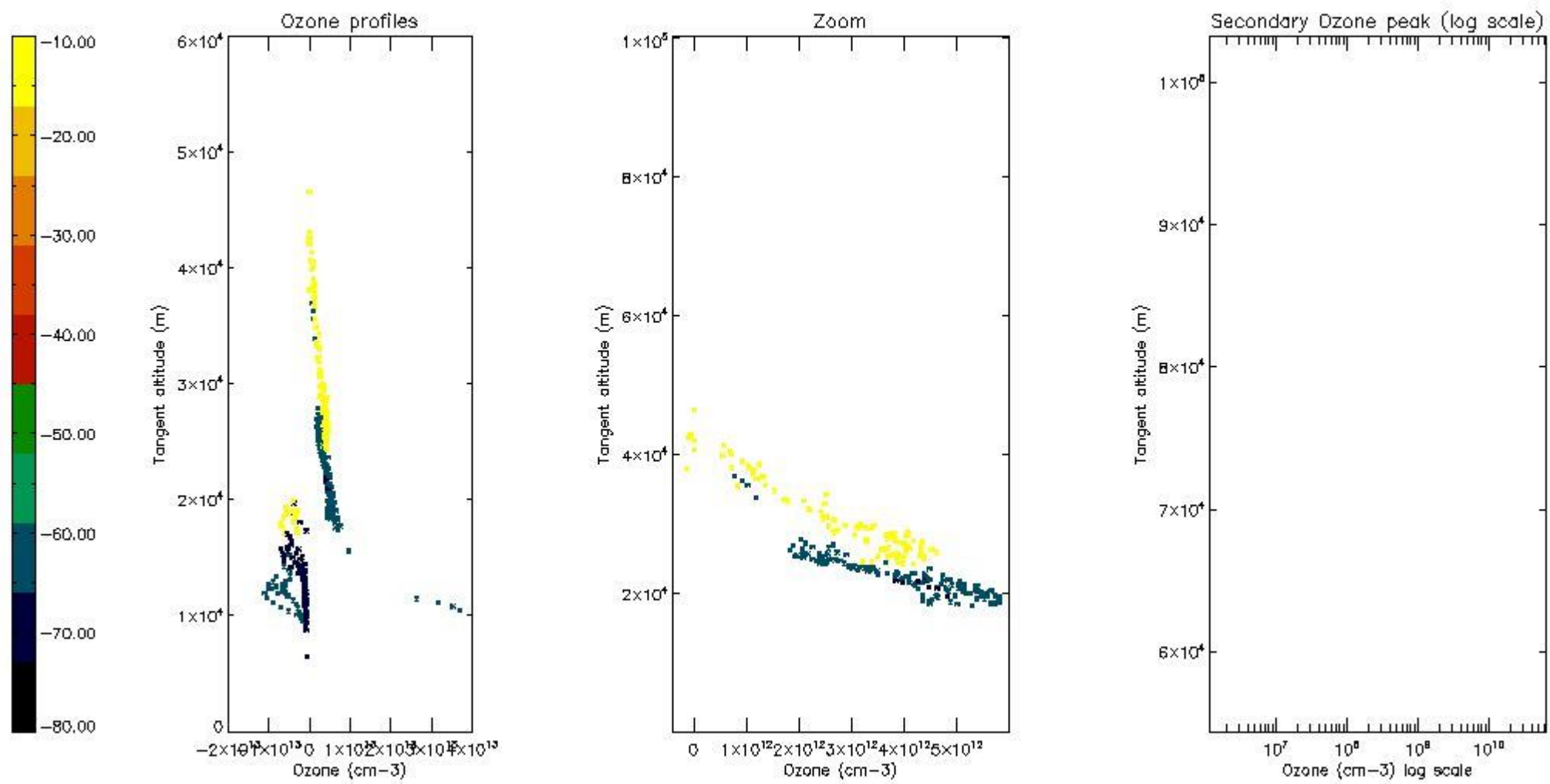
The colorbar represents the latitude.



*5.4 Plot ozone profiles where  $STD < 10\%$  (dark without errors)*

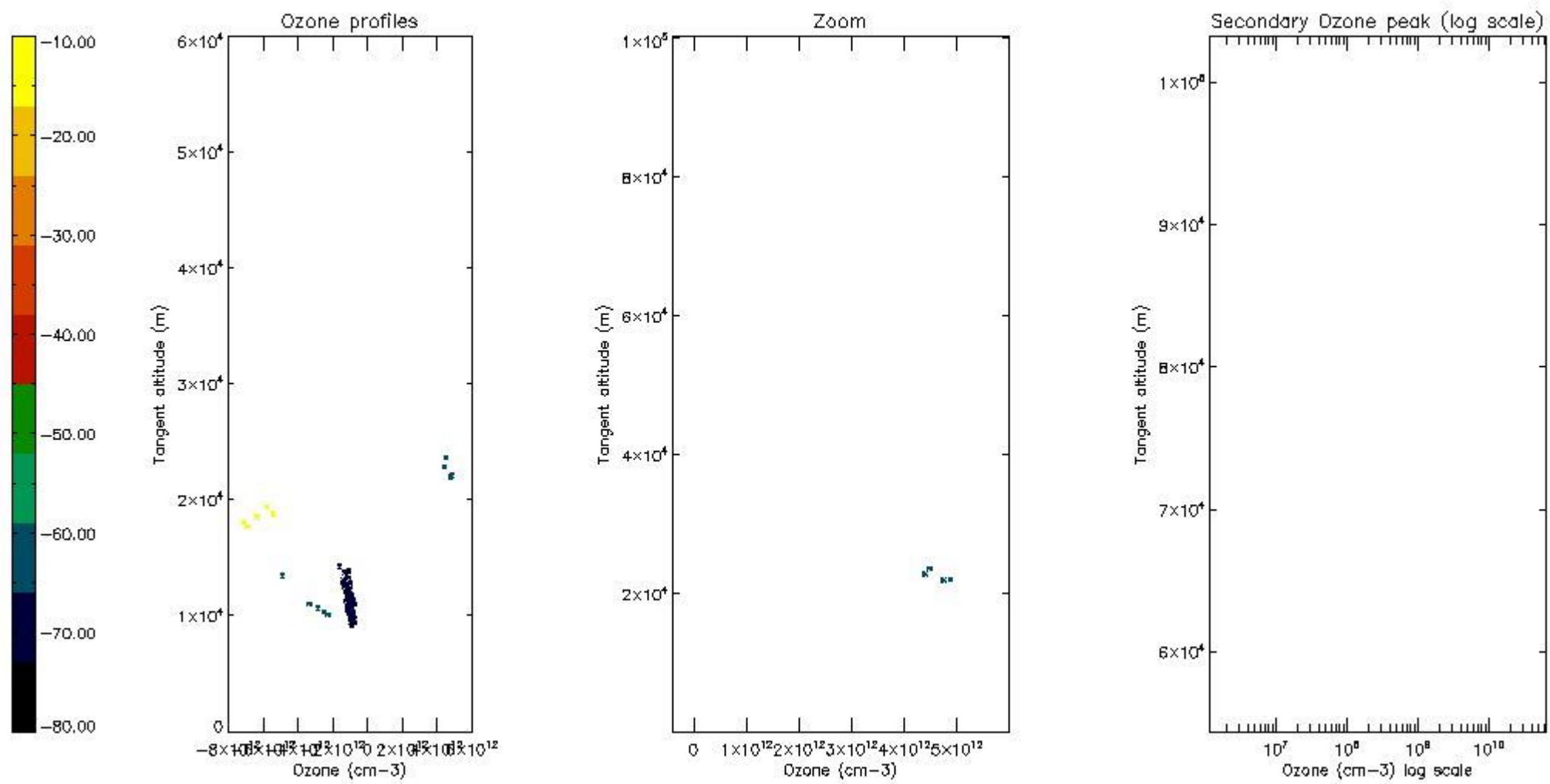
The colorbar represents the latitude.





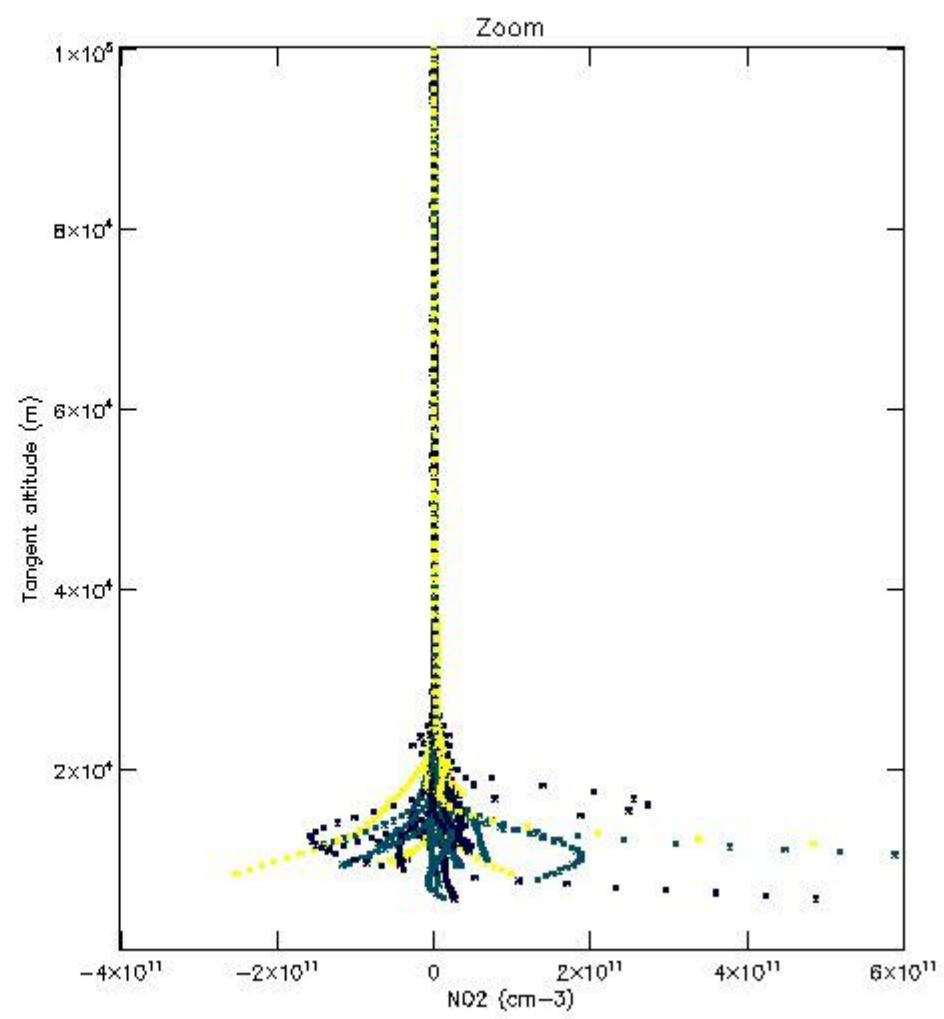
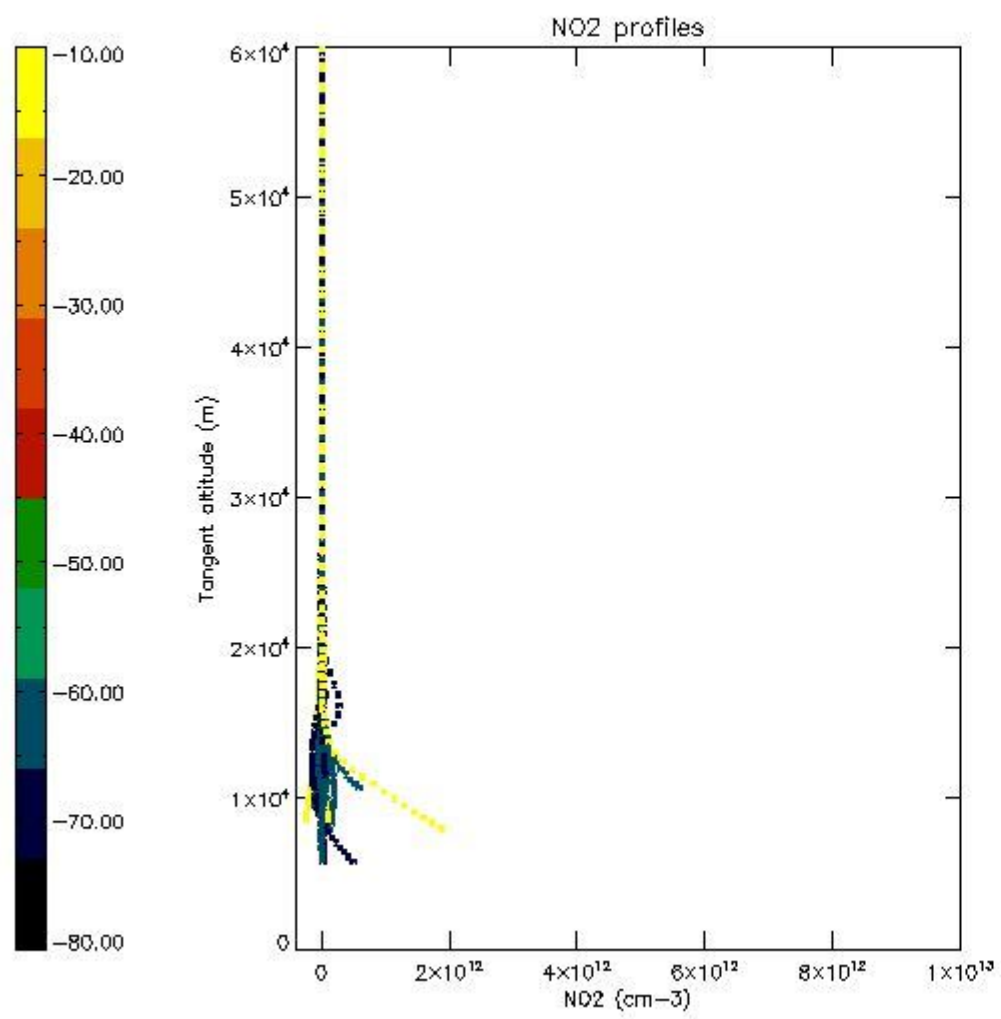
*5.5 Plot ozone profiles where  $STD < 5\%$  (dark without errors)*

The colorbar represents the latitude.



*5.6 Plot NO<sub>2</sub> profiles for all STD (dark without errors)*

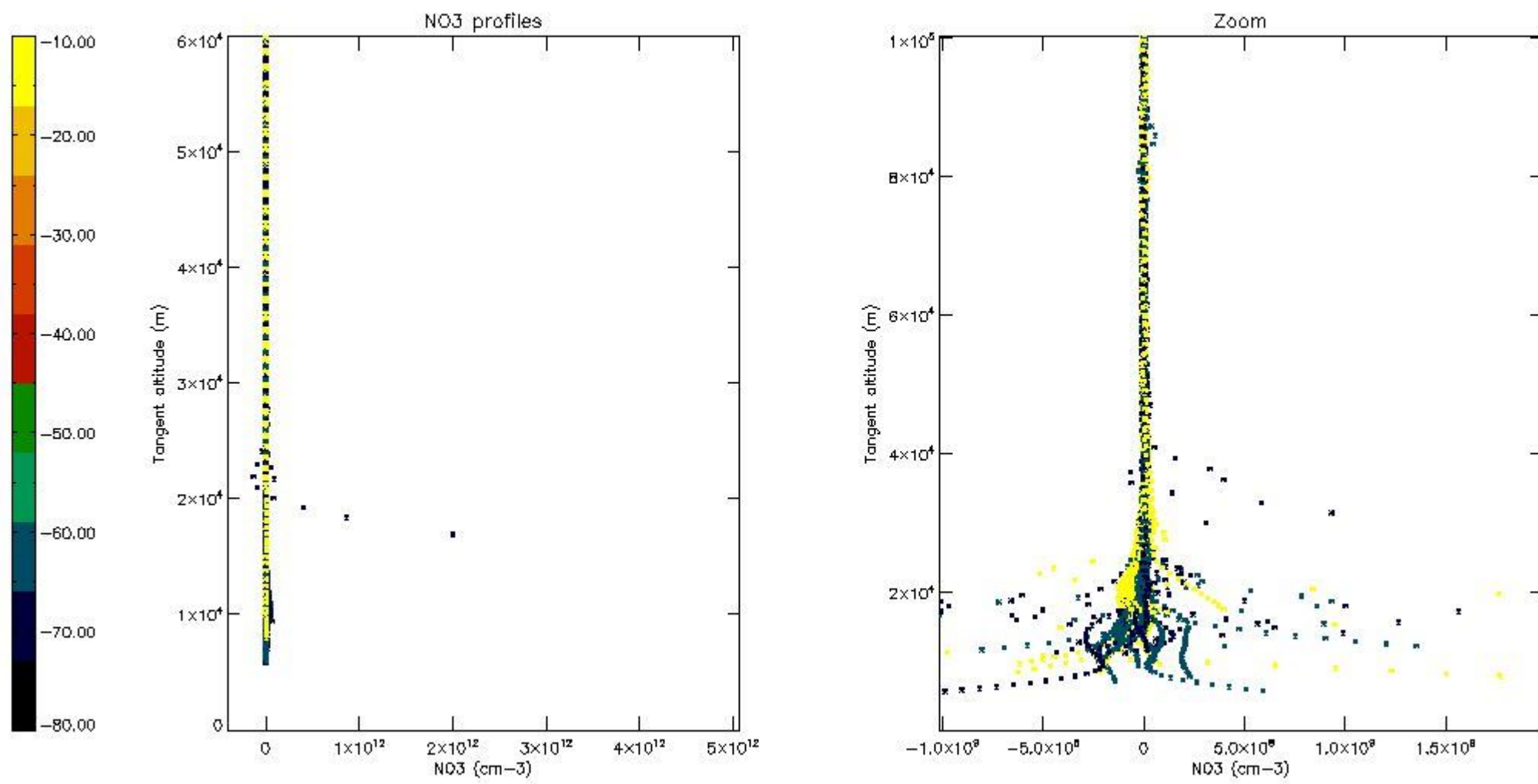
The colorbar represents the latitude.



*5.7 Plot NO3 profiles for all STD (dark without errors)*

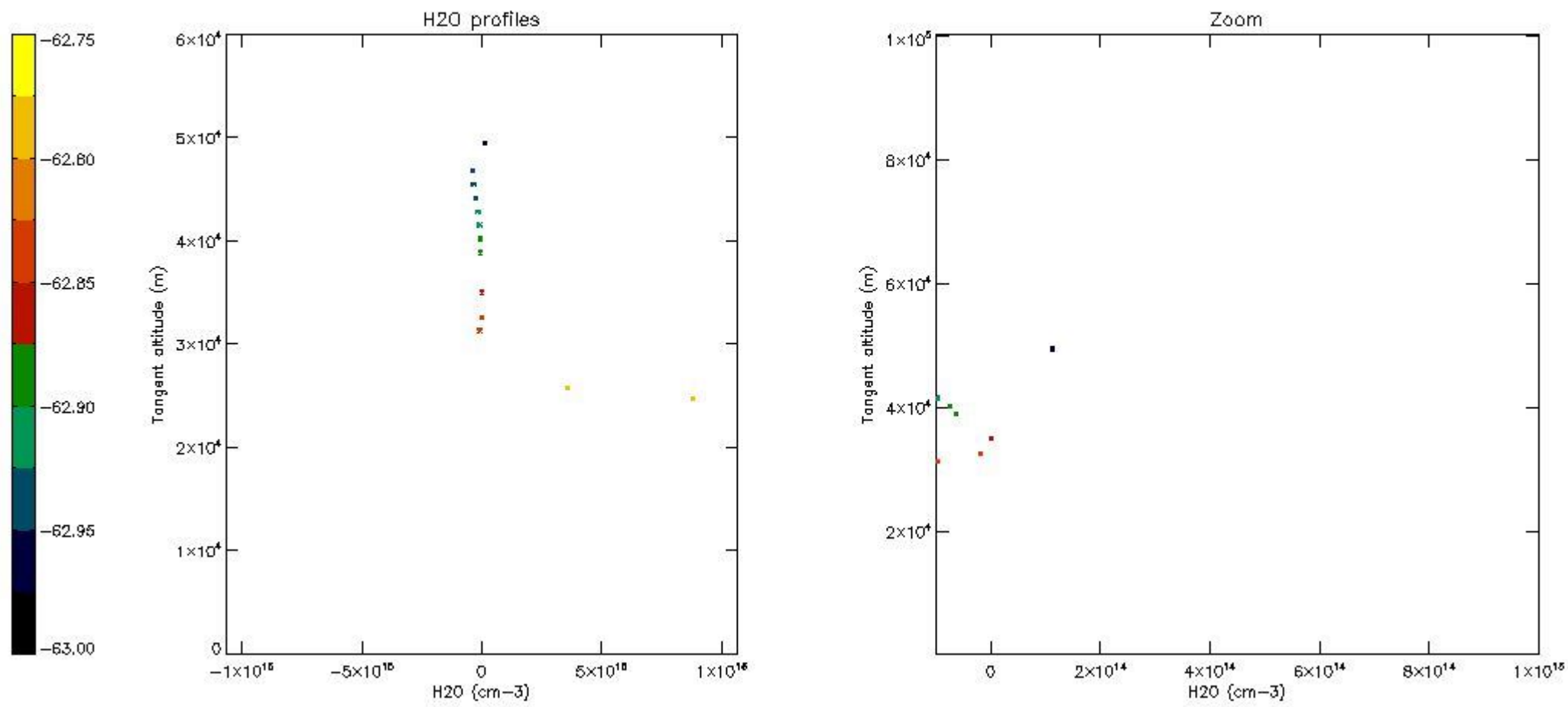
The colorbar represents the latitude.





5.8 Plot H2O profiles for all STD (only for occultations of stars 1,2,3,4,13,14,16,26,63 dark without errors)

The colorbar represents the latitude.



## 6. Auxiliary Data Files used for the production reported in section 2

The number reported in the third column indicates since which file (see list in section 2) the corresponding auxiliary file has been used. The fourth column is the date of those product files.

Type	Auxiliary Filename	Used since product	Used since product date
INST_PHYS_CHARACTERISTICS	GOM_INS_AXVIEC20091111_143220_20030716_120000_20500101_000000	1	26-JUN-2010 00:01:10
LEVEL-2_PROC_CONFIG	GOM_PR2_AXVIEC20091111_152718_20020301_000000_20500101_000000	1	26-JUN-2010 00:01:10
CROSS_SECTIONS_FILE	GOM_CRS_AXVIEC20091111_154832_20020301_000000_20500101_000000	1	26-JUN-2010 00:01:10

# GOMOS Level 2 Daily Report

## SUMMARY

### [1. General Info](#)

### [2. Summary of processed GOM\\_NL\\_2P products](#)

### [3. Level 2 Quality information per product](#)

#### [3.1 Plot of level 2 quality information per product \(time dependant\)](#)

#### [3.2 Plot of level 2 quality information per product \(world map\)](#)

### [4. Level 1 Quality information per product \(stored on level 2 products\)](#)

#### [4.1 Plot of level 1 quality information per product \(time dependant\)](#)

##### [4.1.1 Plot of level 1 quality information per product \(time dependant\): ASCENDING](#)

##### [4.1.2 Plot of level 1 quality information per product \(time dependant\): DESCENDING](#)

#### [4.2 Plot of level 1 quality information per product \(world map\)](#)

##### [4.2.1 Plot of level 1 quality information per product \(world map\): ASCENDING](#)

##### [4.2.2 Plot of level 1 quality information per product \(world map\): DESCENDING](#)

### [5. Ozone profiles based on quality statistics and other trace gas profiles](#)

#### [5.1 Ozone statistics based on quality of products](#)

#### [5.2 Plot ozone profiles for all STD \(dark without errors\)](#)

#### [5.3 Plot ozone profiles where STD < 20% \(dark without errors\)](#)

#### [5.4. Plot ozone profiles where STD < 10% \(dark without errors\)](#)

#### [5.5. Plot ozone profiles where STD < 5% \(dark without errors\)](#)

#### [5.6 Plot NO2 profiles for all STD \(dark without errors\)](#)

#### [5.7 Plot NO3 profiles for all STD \(dark without errors\)](#)

#### [5.8 Plot H2O profiles \(only for occultations of stars 1,2,3,4,13,14,16,26,63 dark without errors\) for all STD](#)

### [6. Auxiliary Data Files used for the production reported in section 2](#)



This report presents the daily analysis on parameters extracted from GOMOS level 2 data (GOM\_NL\_\_2P). It is intended to monitor some important parameters that will impact the quality of these products. A list of level 2 products (and content) that have arrived during the reporting day to the PCF is also given.

Item	Value
Time of report generation	29APR2013 12:22:56
Data source version	GOMOS/6.01
Start time of products	26-06-2010 (26JUN2010 00:00:00)
Stop time of products	27-06-2010 (27JUN2010 00:00:00)
Store outputs in DB	Yes
Nb of level 2 prods	270
Nb of prods with errors	0

## 2. Summary of processed GOM\_NL\_\_2P products.

Nr	Filename	UTC Start time	Limb	Duration	Star Id	Star Name	Star Mag	Star Temp	Nb Meas	Orbit	Prod. error
1	GOM_NL__2PRFIN20100626_000110_000000522090_00360_43500_6421.N1	26-JUN-2010 00:01:10	Straylight	52.000	63	Bet Gru	2.1500	2800.0	104	43500	No
2	GOM_NL__2PRFIN20100626_000311_000000502090_00360_43500_6422.N1	26-JUN-2010 00:03:11	Straylight	50.000	31	Alp Gru	1.7340	15200.	100	43500	No
3	GOM_NL__2PRFIN20100626_000604_000000422090_00360_43500_6423.N1	26-JUN-2010 00:06:04	Straylight	41.500	45	Alp Pav	1.9400	26000.	83	43500	No
4	GOM_NL__2PRFIN20100626_001510_000000452090_00360_43500_6424.N1	26-JUN-2010 00:15:10	Twilight_stray	45.000	38	20Eps Sgr	1.8360	11000.	90	43500	No
5	GOM_NL__2PRFIN20100626_001634_000000532090_00360_43500_6425.N1	26-JUN-2010 00:16:34	Bright	53.000	116	19Del Sgr	2.7000	4100.0	106	43500	No
6	GOM_NL__2PRFIN20100626_001843_000000502090_00360_43500_6426.N1	26-JUN-2010 00:18:43	Bright	49.500	155	41Pi Sgr	2.9000	6600.0	99	43500	No
7	GOM_NL__2PRFIN20100626_002723_000000392090_00360_43500_6427.N1	26-JUN-2010 00:27:23	Bright	39.000	126	60Bet Oph	2.7700	4250.0	78	43500	No
8	GOM_NL__2PRFIN20100626_002945_000000392090_00360_43500_6428.N1	26-JUN-2010 00:29:45	Bright	39.000	59	55Alp Oph	2.0800	8900.0	78	43500	No
9	GOM_NL__2PRFIN20100626_003910_000000432090_00360_43500_6429.N1	26-JUN-2010 00:39:10	Bright	42.500	5	3Alp Lyr	0.033000	11000.	85	43500	No
10	GOM_NL__2PRFIN20100626_004121_000000362090_00360_43500_6430.N1	26-JUN-2010 00:41:21	Bright	36.000	130	23Bet Dra	2.7990	5800.0	72	43500	No
11	GOM_NL__2PRFIN20100626_005052_000000492090_00360_43500_6431.N1	26-JUN-2010 00:50:52	Bright	48.500	89	5Alp Cep	2.4510	8000.0	97	43500	No
12	GOM_NL__2PRFIN20100626_005758_000000492090_00360_43500_6432.N1	26-JUN-2010 00:57:58	Bright	48.500	74	11Bet Cas	2.2680	6600.0	97	43500	No
13	GOM_NL__2PRFIN20100626_005934_000000472090_00360_43500_6433.N1	26-JUN-2010 00:59:34	Bright	47.000	68	18Alp Cas	2.2250	4500.0	94	43500	No
14	GOM_NL__2PRFIN20100626_010202_000000542090_00360_43500_6434.N1	26-JUN-2010 01:02:02	Bright	54.000	160	23Gam Per	2.9300	4700.0	108	43500	No
15	GOM_NL__2PRFIN20100626_010527_000000612090_00360_43500_6435.N1	26-JUN-2010 01:05:27	Bright	61.000	73	57Gam1And	2.2600	13100.	122	43500	No
16	GOM_NL__2PRFIN20100626_010756_000000462090_00360_43500_6436.N1	26-JUN-2010 01:07:56	Twilight_stray	46.000	173	4Bet Tri	3.0040	8900.0	92	43500	No
17	GOM_NL__2PRFIN20100626_011154_000000582090_00360_43500_6437.N1	26-JUN-2010 01:11:54	Dark	58.000	50	13Alp Ari	2.0070	4250.0	116	43500	No
18	GOM_NL__2PRFIN20100626_011646_000000472090_00360_43500_6438.N1	26-JUN-2010 01:16:46	Dark	47.000	94	92Alp Cet	2.5260	3100.0	94	43500	No
19	GOM_NL__2PRFIN20100626_014147_000000582090_00361_43501_6420.N1	26-JUN-2010 01:41:47	Straylight	58.000	63	Bet Gru	2.1500	2800.0	116	43501	No
20	GOM_NL__2PRFIN20100626_014348_000000512090_00361_43501_6421.N1	26-JUN-2010 01:43:48	Straylight	50.500	31	Alp Gru	1.7340	15200.	101	43501	No
21	GOM_NL__2PRFIN20100626_014641_000000452090_00361_43501_6422.N1	26-JUN-2010 01:46:41	Straylight	44.500	45	Alp Pav	1.9400	26000.	89	43501	No
22	GOM_NL__2PRFIN20100626_015546_000000452090_00361_43501_6423.N1	26-JUN-2010 01:55:46	Twilight_stray	45.000	38	20Eps Sgr	1.8360	11000.	90	43501	No
23	GOM_NL__2PRFIN20100626_015710_000000472090_00361_43501_6424.N1	26-JUN-2010 01:57:10	Bright	46.500	116	19Del Sgr	2.7000	4100.0	93	43501	No
24	GOM_NL__2PRFIN20100626_015919_000000492090_00361_43501_6425.N1	26-JUN-2010 01:59:19	Bright	48.500	155	41Pi Sgr	2.9000	6600.0	97	43501	No
25	GOM_NL__2PRFIN20100626_020759_000000382090_00361_43501_6426.N1	26-JUN-2010 02:07:59	Bright	38.000	126	60Bet Oph	2.7700	4250.0	76	43501	No
26	GOM_NL__2PRFIN20100626_021021_000000382090_00361_43501_6427.N1	26-JUN-2010 02:10:21	Bright	38.000	59	55Alp Oph	2.0800	8900.0	76	43501	No
27	GOM_NL__2PRFIN20100626_021945_000000502090_00361_43501_6428.N1	26-JUN-2010 02:19:45	Bright	50.000	5	3Alp Lyr	0.033000	11000.	100	43501	No
28	GOM_NL__2PRFIN20100626_022156_000000372090_00361_43501_6429.N1	26-JUN-2010 02:21:56	Bright	37.000	130	23Bet Dra	2.7990	5800.0	74	43501	No
29	GOM_NL__2PRFIN20100626_023127_000000442090_00361_43501_6430.N1	26-JUN-2010 02:31:27	Bright	43.500	89	5Alp Cep	2.4510	8000.0	87	43501	No
30	GOM_NL__2PRFIN20100626_023834_000000482090_00361_43501_6431.N1	26-JUN-2010 02:38:34	Bright	48.000	74	11Bet Cas	2.2680	6600.0	96	43501	No
31	GOM_NL__2PRFIN20100626_024010_000000502090_00361_43501_6432.N1	26-JUN-2010 02:40:10	Bright	49.500	68	18Alp Cas	2.2250	4500.0	99	43501	No
32	GOM_NL__2PRFIN20100626_024238_000000542090_00361_43501_6433.N1	26-JUN-2010 02:42:38	Bright	54.000	160	23Gam Per	2.9300	4700.0	108	43501	No
33	GOM_NL__2PRFIN20100626_024603_000000472090_00361_43501_6434.N1	26-JUN-2010 02:46:03	Bright	47.000	73	57Gam1And	2.2600	13100.	94	43501	No
34	GOM_NL__2PRFIN20100626_024832_000000462090_00361_43501_6435.N1	26-JUN-2010 02:48:32	Twilight_stray	46.000	173	4Bet Tri	3.0040	8900.0	92	43501	No
35	GOM_NL__2PRFIN20100626_025230_000000532090_00361_43501_6436.N1	26-JUN-2010 02:52:30	Dark	52.500	50	13Alp Ari	2.0070	4250.0	105	43501	No
36	GOM_NL__2PRFIN20100626_025722_000000452090_00361_43501_6437.N1	26-JUN-2010 02:57:22	Dark	45.000	94	92Alp Cet	2.5260	3100.0	90	43501	No
37	GOM_NL__2PRFIN20100626_032224_000000532090_00362_43502_6420.N1	26-JUN-2010 03:22:24	Straylight	52.500	63	Bet Gru	2.1500	2800.0	105	43502	No
38	GOM_NL__2PRFIN20100626_032425_000000482090_00362_43502_6421.N1	26-JUN-2010 03:24:25	Straylight	48.000	31	Alp Gru	1.7340	15200.	96	43502	No
39	GOM_NL__2PRFIN20100626_032717_000000432090_00362_43502_6422.N1	26-JUN-2010 03:27:17	Straylight	43.000	45	Alp Pav	1.9400	26000.	86	43502	No
40	GOM_NL__2PRFIN20100626_033623_000000482090_00362_43502_6423.N1	26-JUN-2010 03:36:23	Twilight_stray	47.500	38	20Eps Sgr	1.8360	11000.	95	43502	No
41	GOM_NL__2PRFIN20100626_033747_000000532090_00362_43502_6424.N1	26-JUN-2010 03:37:47	Bright	53.000	116	19Del Sgr	2.7000	4100.0	106	43502	No
42	GOM_NL__2PRFIN20100626_033955_000000492090_00362_43502_6425.N1	26-JUN-2010 03:39:55	Bright	49.000	155	41Pi Sgr	2.9000	6600.0	98	43502	No

43	GOM_NL__2PRFIN20100626_034835_000000392090_00362_43502_6426.N1	26-JUN-2010 03:48:35	Bright	38.500	126	60Bet Oph	2.7700	4250.0	77	43502	No
44	GOM_NL__2PRFIN20100626_035057_000000392090_00362_43502_6427.N1	26-JUN-2010 03:50:57	Bright	38.500	59	55Alp Oph	2.0800	8900.0	77	43502	No
45	GOM_NL__2PRFIN20100626_040021_000000502090_00362_43502_6428.N1	26-JUN-2010 04:00:21	Bright	49.500	5	3Alp Lyr	0.033000	11000.	99	43502	No
46	GOM_NL__2PRFIN20100626_040232_000000372090_00362_43502_6429.N1	26-JUN-2010 04:02:32	Bright	37.000	130	23Bet Dra	2.7990	5800.0	74	43502	No
47	GOM_NL__2PRFIN20100626_041203_000000462090_00362_43502_6430.N1	26-JUN-2010 04:12:03	Bright	46.000	89	5Alp Cep	2.4510	8000.0	92	43502	No
48	GOM_NL__2PRFIN20100626_041910_000000472090_00362_43502_6431.N1	26-JUN-2010 04:19:10	Bright	46.500	74	11Bet Cas	2.2680	6600.0	93	43502	No
49	GOM_NL__2PRFIN20100626_042045_000000482090_00362_43502_6432.N1	26-JUN-2010 04:20:45	Bright	48.000	68	18Alp Cas	2.2250	4500.0	96	43502	No
50	GOM_NL__2PRFIN20100626_042314_000000542090_00362_43502_6433.N1	26-JUN-2010 04:23:14	Bright	54.000	160	23Gam Per	2.9300	4700.0	108	43502	No
51	GOM_NL__2PRFIN20100626_042639_000000612090_00362_43502_6434.N1	26-JUN-2010 04:26:39	Bright	61.000	73	57Gam1And	2.2600	13100.	122	43502	No
52	GOM_NL__2PRFIN20100626_042908_000000462090_00362_43502_6435.N1	26-JUN-2010 04:29:08	Tw_i_and_stray	45.500	173	4Bet Tri	3.0040	8900.0	91	43502	No
53	GOM_NL__2PRFIN20100626_043306_000000552090_00362_43502_6436.N1	26-JUN-2010 04:33:06	Dark	54.500	50	13Alp Ari	2.0070	4250.0	109	43502	No
54	GOM_NL__2PRFIN20100626_043758_000000432090_00362_43502_6437.N1	26-JUN-2010 04:37:58	Dark	43.000	94	92Alp Cet	2.5260	3100.0	86	43502	No
55	GOM_NL__2PRFIN20100626_045632_000000552090_00363_43503_6440.N1	26-JUN-2010 04:56:32	Dark	54.500	84	Alp Phe	2.3970	4500.0	109	43503	No
56	GOM_NL__2PRFIN20100626_050301_000000512090_00363_43503_6441.N1	26-JUN-2010 05:03:01	Straylight	51.000	63	Bet Gru	2.1500	2800.0	102	43503	No
57	GOM_NL__2PRFIN20100626_050502_000000482090_00363_43503_6442.N1	26-JUN-2010 05:05:02	Straylight	48.000	31	Alp Gru	1.7340	15200.	96	43503	No
58	GOM_NL__2PRFIN20100626_050754_000000432090_00363_43503_6443.N1	26-JUN-2010 05:07:54	Straylight	43.000	45	Alp Pav	1.9400	26000.	86	43503	No
59	GOM_NL__2PRFIN20100626_051659_000000462090_00363_43503_6444.N1	26-JUN-2010 05:16:59	Tw_i_and_stray	46.000	38	20Eps Sgr	1.8360	11000.	92	43503	No
60	GOM_NL__2PRFIN20100626_051823_000000442090_00363_43503_6445.N1	26-JUN-2010 05:18:23	Bright	43.500	116	19Del Sgr	2.7000	4100.0	87	43503	No
61	GOM_NL__2PRFIN20100626_052031_000000512090_00363_43503_6446.N1	26-JUN-2010 05:20:31	Bright	50.500	155	41Pi Sgr	2.9000	6600.0	101	43503	No
62	GOM_NL__2PRFIN20100626_052910_000000402090_00363_43503_6447.N1	26-JUN-2010 05:29:10	Bright	39.500	126	60Bet Oph	2.7700	4250.0	79	43503	No
63	GOM_NL__2PRFIN20100626_053133_000000402090_00363_43503_6448.N1	26-JUN-2010 05:31:33	Bright	40.000	59	55Alp Oph	2.0800	8900.0	80	43503	No
64	GOM_NL__2PRFIN20100626_054056_000000512090_00363_43503_6449.N1	26-JUN-2010 05:40:56	Bright	50.500	5	3Alp Lyr	0.033000	11000.	101	43503	No
65	GOM_NL__2PRFIN20100626_054308_000000402090_00363_43503_6450.N1	26-JUN-2010 05:43:08	Bright	39.500	130	23Bet Dra	2.7990	5800.0	79	43503	No
66	GOM_NL__2PRFIN20100626_055238_000000472090_00363_43503_6451.N1	26-JUN-2010 05:52:38	Bright	46.500	89	5Alp Cep	2.4510	8000.0	93	43503	No
67	GOM_NL__2PRFIN20100626_055945_000000482090_00363_43503_6452.N1	26-JUN-2010 05:59:45	Bright	48.000	74	11Bet Cas	2.2680	6600.0	96	43503	No
68	GOM_NL__2PRFIN20100626_060121_000000592090_00363_43503_6453.N1	26-JUN-2010 06:01:21	Bright	59.000	68	18Alp Cas	2.2250	4500.0	118	43503	No
69	GOM_NL__2PRFIN20100626_060350_000000542090_00363_43503_6454.N1	26-JUN-2010 06:03:50	Bright	54.000	160	23Gam Per	2.9300	4700.0	108	43503	No
70	GOM_NL__2PRFIN20100626_060715_000000472090_00363_43503_6455.N1	26-JUN-2010 06:07:15	Bright	47.000	73	57Gam1And	2.2600	13100.	94	43503	No
71	GOM_NL__2PRFIN20100626_060944_000000452090_00363_43503_6456.N1	26-JUN-2010 06:09:44	Tw_i_and_stray	45.000	173	4Bet Tri	3.0040	8900.0	90	43503	No
72	GOM_NL__2PRFIN20100626_061343_000000532090_00363_43503_6457.N1	26-JUN-2010 06:13:43	Dark	53.000	50	13Alp Ari	2.0070	4250.0	106	43503	No
73	GOM_NL__2PRFIN20100626_061835_000000372090_00363_43503_6458.N1	26-JUN-2010 06:18:35	Dark	37.000	94	92Alp Cet	2.5260	3100.0	74	43503	No
74	GOM_NL__2PRFIN20100626_063708_000000472090_00364_43504_6440.N1	26-JUN-2010 06:37:08	Dark	47.000	84	Alp Phe	2.3970	4500.0	94	43504	No
75	GOM_NL__2PRFIN20100626_064338_000000512090_00364_43504_6441.N1	26-JUN-2010 06:43:38	Straylight	50.500	63	Bet Gru	2.1500	2800.0	101	43504	No
76	GOM_NL__2PRFIN20100626_064539_000000502090_00364_43504_6442.N1	26-JUN-2010 06:45:39	Straylight	50.000	31	Alp Gru	1.7340	15200.	100	43504	No
77	GOM_NL__2PRFIN20100626_064830_000000432090_00364_43504_6443.N1	26-JUN-2010 06:48:30	Straylight	42.500	45	Alp Pav	1.9400	26000.	85	43504	No
78	GOM_NL__2PRFIN20100626_065735_000000452090_00364_43504_6444.N1	26-JUN-2010 06:57:35	Tw_i_and_stray	44.500	38	20Eps Sgr	1.8360	11000.	89	43504	No
79	GOM_NL__2PRFIN20100626_065859_000000572090_00364_43504_6445.N1	26-JUN-2010 06:58:59	Bright	57.000	116	19Del Sgr	2.7000	4100.0	114	43504	No
80	GOM_NL__2PRFIN20100626_070107_000000492090_00364_43504_6446.N1	26-JUN-2010 07:01:07	Bright	49.000	155	41Pi Sgr	2.9000	6600.0	98	43504	No
81	GOM_NL__2PRFIN20100626_070947_000000392090_00364_43504_6447.N1	26-JUN-2010 07:09:47	Bright	39.000	126	60Bet Oph	2.7700	4250.0	78	43504	No
82	GOM_NL__2PRFIN20100626_071209_000000392090_00364_43504_6448.N1	26-JUN-2010 07:12:09	Bright	38.500	59	55Alp Oph	2.0800	8900.0	77	43504	No
83	GOM_NL__2PRFIN20100626_072131_000000492090_00364_43504_6449.N1	26-JUN-2010 07:21:31	Bright	49.000	5	3Alp Lyr	0.033000	11000.	98	43504	No
84	GOM_NL__2PRFIN20100626_072343_000000382090_00364_43504_6450.N1	26-JUN-2010 07:23:43	Bright	38.000	130	23Bet Dra	2.7990	5800.0	76	43504	No
85	GOM_NL__2PRFIN20100626_073313_000000472090_00364_43504_6451.N1	26-JUN-2010 07:33:13	Bright	46.500	89	5Alp Cep	2.4510	8000.0	93	43504	No
86	GOM_NL__2PRFIN20100626_074021_000000492090_00364_43504_6452.N1	26-JUN-2010 07:40:21	Bright	48.500	74	11Bet Cas	2.2680	6600.0	97	43504	No
87	GOM_NL__2PRFIN20100626_074156_000000502090_00364_43504_6453.N1	26-JUN-2010 07:41:56	Bright	50.000	68	18Alp Cas	2.2250	4500.0	100	43504	No
88	GOM_NL__2PRFIN20100626_074426_000000382090_00364_43504_6454.N1	26-JUN-2010 07:44:26	Bright	37.500	160	23Gam Per	2.9300	4700.0	75	43504	No
89	GOM_NL__2PRFIN20100626_074751_000000462090_00364_43504_6455.N1	26-JUN-2010 07:47:51	Bright	46.000	73	57Gam1And	2.2600	13100.	92	43504	No
90	GOM_NL__2PRFIN20100626_075020_000000452090_00364_43504_6456.N1	26-JUN-2010 07:50:20	Tw_i_and_stray	45.000	173	4Bet Tri	3.0040	8900.0	90	43504	No
91	GOM_NL__2PRFIN20100626_075419_000000532090_00364_43504_6457.N1	26-JUN-2010 07:54:19	Dark	52.500	50	13Alp Ari	2.0070	4250.0	105	43504	No
92	GOM_NL__2PRFIN20100626_075911_000000382090_00364_43504_6458.N1	26-JUN-2010 07:59:11	Dark	37.500	94	92Alp Cet	2.5260	3100.0	75	43504	No
93	GOM_NL__2PRFIN20100626_081745_000000552090_00365_43505_6440.N1	26-JUN-2010 08:17:45	Dark	55.000	84	Alp Phe	2.3970	4500.0	110	43505	No
94	GOM_NL__2PRFIN20100626_082415_000000542090_00365_43505_6441.N1	26-JUN-2010 08:24:15	Straylight	53.500	63	Bet Gru	2.1500	2800.0	107	43505	No
95	GOM_NL__2PRFIN20100626_082616_000000492090_00365_43505_6442.N1	26-JUN-2010 08:26:16	Straylight	49.000	31	Alp Gru	1.7340	15200.	98	43505	No
96	GOM_NL__2PRFIN20100626_082907_000000412090_00365_43505_6443.N1	26-JUN-2010 08:29:07	Straylight	41.000	45	Alp Pav	1.9400	26000.	82	43505	No
97	GOM_NL__2PRFIN20100626_083812_000000452090_00365_43505_6444.N1	26-JUN-2010 08:38:12	Tw_i_and_stray	45.000	38	20Eps Sgr	1.8360	11000.	90	43505	No
98	GOM_NL__2PRFIN20100626_083935_000000502090_00365_43505_6445.N1	26-JUN-2010 08:39:35	Bright	49.500	116	19Del Sgr	2.7000	4100.0	99	43505	No
99	GOM_NL__2PRFIN20100626_084144_000000472090_00365_43505_6446.N1	26-JUN-2010 08:41:44	Bright	47.000	155	41Pi Sgr	2.9000	6600.0	94	43505	No
100	GOM_NL__2PRFIN20100626_085022_000000392090_00365_43505_6447.N1	26-JUN-2010 08:50:22	Bright	38.500	126	60Bet Oph	2.7700	4250.0	77	43505	No
101	GOM_NL__2PRFIN20100626_085245_000000392090_00365_43505_6448.N1	26-JUN-2010 08:52:45	Bright	38.500	59	55Alp Oph	2.0800	8900.0	77	43505	No

102	GOM_NL__2PRFIN20100626_090207_000000502090_00365_43505_6449.N1	26-JUN-2010 09:02:07	Bright	50.000	5	3Alp Lyr	0.033000	11000.	100	43505	No
103	GOM_NL__2PRFIN20100626_090419_000000392090_00365_43505_6450.N1	26-JUN-2010 09:04:19	Bright	38.500	130	23Bet Dra	2.7990	5800.0	77	43505	No
104	GOM_NL__2PRFIN20100626_091348_000000482090_00365_43505_6451.N1	26-JUN-2010 09:13:48	Bright	48.000	89	5Alp Cep	2.4510	8000.0	96	43505	No
105	GOM_NL__2PRFIN20100626_092056_000000482090_00365_43505_6452.N1	26-JUN-2010 09:20:56	Bright	47.500	74	11Bet Cas	2.2680	6600.0	95	43505	No
106	GOM_NL__2PRFIN20100626_092232_000000482090_00365_43505_6453.N1	26-JUN-2010 09:22:32	Bright	48.000	68	18Alp Cas	2.2250	4500.0	96	43505	No
107	GOM_NL__2PRFIN20100626_092502_000000372090_00365_43505_6454.N1	26-JUN-2010 09:25:02	Bright	36.500	160	23Gam Per	2.9300	4700.0	73	43505	No
108	GOM_NL__2PRFIN20100626_092827_000000482090_00365_43505_6455.N1	26-JUN-2010 09:28:27	Bright	48.000	73	57Gam1And	2.2600	13100.	96	43505	No
109	GOM_NL__2PRFIN20100626_093056_000000472090_00365_43505_6456.N1	26-JUN-2010 09:30:56	Tw_i_and_stray	46.500	173	4Bet Tri	3.0040	8900.0	93	43505	No
110	GOM_NL__2PRFIN20100626_093455_000000602090_00365_43505_6457.N1	26-JUN-2010 09:34:55	Dark	59.500	50	13Alp Ari	2.0070	4250.0	119	43505	No
111	GOM_NL__2PRFIN20100626_093947_000000402090_00365_43505_6458.N1	26-JUN-2010 09:39:47	Dark	40.000	94	92Alp Cet	2.5260	3100.0	80	43505	No
112	GOM_NL__2PRFIN20100626_095822_000000572090_00366_43506_6440.N1	26-JUN-2010 09:58:22	Dark	56.500	84	Alp Phe	2.3970	4500.0	113	43506	No
113	GOM_NL__2PRFIN20100626_100452_000000642090_00366_43506_6441.N1	26-JUN-2010 10:04:52	Straylight	64.000	63	Bet Gru	2.1500	2800.0	128	43506	No
114	GOM_NL__2PRFIN20100626_100652_000000522090_00366_43506_6442.N1	26-JUN-2010 10:06:52	Straylight	52.000	31	Alp Gru	1.7340	15200.	104	43506	No
115	GOM_NL__2PRFIN20100626_100943_000000452090_00366_43506_6443.N1	26-JUN-2010 10:09:43	Straylight	45.000	45	Alp Pav	1.9400	26000.	90	43506	No
116	GOM_NL__2PRFIN20100626_101848_000000442090_00366_43506_6444.N1	26-JUN-2010 10:18:48	Tw_i_and_stray	43.500	38	20Eps Sgr	1.8360	11000.	87	43506	No
117	GOM_NL__2PRFIN20100626_102012_000000512090_00366_43506_6445.N1	26-JUN-2010 10:20:12	Bright	51.000	116	19Del Sgr	2.7000	4100.0	102	43506	No
118	GOM_NL__2PRFIN20100626_102220_000000472090_00366_43506_6446.N1	26-JUN-2010 10:22:20	Bright	47.000	155	41Pi Sgr	2.9000	6600.0	94	43506	No
119	GOM_NL__2PRFIN20100626_103058_000000382090_00366_43506_6447.N1	26-JUN-2010 10:30:58	Bright	37.500	126	60Bet Oph	2.7700	4250.0	75	43506	No
120	GOM_NL__2PRFIN20100626_103320_000000562090_00366_43506_6448.N1	26-JUN-2010 10:33:20	Bright	56.000	59	55Alp Oph	2.0800	8900.0	112	43506	No
121	GOM_NL__2PRFIN20100626_104242_000000502090_00366_43506_6449.N1	26-JUN-2010 10:42:42	Bright	50.000	5	3Alp Lyr	0.033000	11000.	100	43506	No
122	GOM_NL__2PRFIN20100626_104455_000000402090_00366_43506_6450.N1	26-JUN-2010 10:44:55	Bright	39.500	130	23Bet Dra	2.7990	5800.0	79	43506	No
123	GOM_NL__2PRFIN20100626_110132_000000472090_00366_43506_6451.N1	26-JUN-2010 11:01:32	Bright	46.500	74	11Bet Cas	2.2680	6600.0	93	43506	No
124	GOM_NL__2PRFIN20100626_110307_000000462090_00366_43506_6452.N1	26-JUN-2010 11:03:07	Bright	46.000	68	18Alp Cas	2.2250	4500.0	92	43506	No
125	GOM_NL__2PRFIN20100626_110537_000000542090_00366_43506_6453.N1	26-JUN-2010 11:05:37	Bright	53.500	160	23Gam Per	2.9300	4700.0	107	43506	No
126	GOM_NL__2PRFIN20100626_110903_000000622090_00366_43506_6454.N1	26-JUN-2010 11:09:03	Bright	62.000	73	57Gam1And	2.2600	13100.	124	43506	No
127	GOM_NL__2PRFIN20100626_111132_000000482090_00366_43506_6455.N1	26-JUN-2010 11:11:32	Tw_i_and_stray	47.500	173	4Bet Tri	3.0040	8900.0	95	43506	No
128	GOM_NL__2PRFIN20100626_111531_000000562090_00366_43506_6456.N1	26-JUN-2010 11:15:31	Dark	56.000	50	13Alp Ari	2.0070	4250.0	112	43506	No
129	GOM_NL__2PRFIN20100626_112024_000000492090_00366_43506_6457.N1	26-JUN-2010 11:20:24	Dark	48.500	94	92Alp Cet	2.5260	3100.0	97	43506	No
130	GOM_NL__2PRFIN20100626_113859_000000462090_00367_43507_6440.N1	26-JUN-2010 11:38:59	Dark	45.500	84	Alp Phe	2.3970	4500.0	91	43507	No
131	GOM_NL__2PRFIN20100626_114529_000000512090_00367_43507_6441.N1	26-JUN-2010 11:45:29	Straylight	51.000	63	Bet Gru	2.1500	2800.0	102	43507	No
132	GOM_NL__2PRFIN20100626_114729_000000512090_00367_43507_6442.N1	26-JUN-2010 11:47:29	Straylight	50.500	31	Alp Gru	1.7340	15200.	101	43507	No
133	GOM_NL__2PRFIN20100626_115020_000000432090_00367_43507_6443.N1	26-JUN-2010 11:50:20	Straylight	42.500	45	Alp Pav	1.9400	26000.	85	43507	No
134	GOM_NL__2PRFIN20100626_115924_000000472090_00367_43507_6444.N1	26-JUN-2010 11:59:24	Tw_i_and_stray	47.000	38	20Eps Sgr	1.8360	11000.	94	43507	No
135	GOM_NL__2PRFIN20100626_120048_000000572090_00367_43507_6445.N1	26-JUN-2010 12:00:48	Bright	57.000	116	19Del Sgr	2.7000	4100.0	114	43507	No
136	GOM_NL__2PRFIN20100626_120256_000000472090_00367_43507_6446.N1	26-JUN-2010 12:02:56	Bright	47.000	155	41Pi Sgr	2.9000	6600.0	94	43507	No
137	GOM_NL__2PRFIN20100626_121134_000000422090_00367_43507_6447.N1	26-JUN-2010 12:11:34	Bright	41.500	126	60Bet Oph	2.7700	4250.0	83	43507	No
138	GOM_NL__2PRFIN20100626_121356_000000382090_00367_43507_6448.N1	26-JUN-2010 12:13:56	Bright	37.500	59	55Alp Oph	2.0800	8900.0	75	43507	No
139	GOM_NL__2PRFIN20100626_122317_000000422090_00367_43507_6449.N1	26-JUN-2010 12:23:17	Bright	42.000	5	3Alp Lyr	0.033000	11000.	84	43507	No
140	GOM_NL__2PRFIN20100626_122531_000000422090_00367_43507_6450.N1	26-JUN-2010 12:25:31	Bright	41.500	130	23Bet Dra	2.7990	5800.0	83	43507	No
141	GOM_NL__2PRFIN20100626_123459_000000482090_00367_43507_6451.N1	26-JUN-2010 12:34:59	Bright	47.500	89	5Alp Cep	2.4510	8000.0	95	43507	No
142	GOM_NL__2PRFIN20100626_124207_000000472090_00367_43507_6452.N1	26-JUN-2010 12:42:07	Bright	46.500	74	11Bet Cas	2.2680	6600.0	93	43507	No
143	GOM_NL__2PRFIN20100626_124343_000000502090_00367_43507_6453.N1	26-JUN-2010 12:43:43	Bright	50.000	68	18Alp Cas	2.2250	4500.0	100	43507	No
144	GOM_NL__2PRFIN20100626_124613_000000402090_00367_43507_6454.N1	26-JUN-2010 12:46:13	Bright	40.000	160	23Gam Per	2.9300	4700.0	80	43507	No
145	GOM_NL__2PRFIN20100626_124939_000000492090_00367_43507_6455.N1	26-JUN-2010 12:49:39	Bright	49.000	73	57Gam1And	2.2600	13100.	98	43507	No
146	GOM_NL__2PRFIN20100626_125208_000000482090_00367_43507_6456.N1	26-JUN-2010 12:52:08	Tw_i_and_stray	47.500	173	4Bet Tri	3.0040	8900.0	95	43507	No
147	GOM_NL__2PRFIN20100626_125607_000000562090_00367_43507_6457.N1	26-JUN-2010 12:56:07	Dark	56.000	50	13Alp Ari	2.0070	4250.0	112	43507	No
148	GOM_NL__2PRFIN20100626_130100_000000462090_00367_43507_6458.N1	26-JUN-2010 13:01:00	Dark	45.500	94	92Alp Cet	2.5260	3100.0	91	43507	No
149	GOM_NL__2PRFIN20100626_131936_000000562090_00368_43508_6440.N1	26-JUN-2010 13:19:36	Dark	56.000	84	Alp Phe	2.3970	4500.0	112	43508	No
150	GOM_NL__2PRFIN20100626_132606_000000532090_00368_43508_6441.N1	26-JUN-2010 13:26:06	Straylight	52.500	63	Bet Gru	2.1500	2800.0	105	43508	No
151	GOM_NL__2PRFIN20100626_132806_000000502090_00368_43508_6442.N1	26-JUN-2010 13:28:06	Straylight	49.500	31	Alp Gru	1.7340	15200.	99	43508	No
152	GOM_NL__2PRFIN20100626_133056_000000442090_00368_43508_6443.N1	26-JUN-2010 13:30:56	Straylight	43.500	45	Alp Pav	1.9400	26000.	87	43508	No
153	GOM_NL__2PRFIN20100626_134000_000000442090_00368_43508_6444.N1	26-JUN-2010 13:40:00	Tw_i_and_stray	44.000	38	20Eps Sgr	1.8360	11000.	88	43508	No
154	GOM_NL__2PRFIN20100626_134124_000000572090_00368_43508_6445.N1	26-JUN-2010 13:41:24	Bright	56.500	116	19Del Sgr	2.7000	4100.0	113	43508	No
155	GOM_NL__2PRFIN20100626_134332_000000492090_00368_43508_6446.N1	26-JUN-2010 13:43:32	Bright	49.000	155	41Pi Sgr	2.9000	6600.0	98	43508	No
156	GOM_NL__2PRFIN20100626_135210_000000412090_00368_43508_6447.N1	26-JUN-2010 13:52:10	Bright	40.500	126	60Bet Oph	2.7700	4250.0	81	43508	No
157	GOM_NL__2PRFIN20100626_135432_000000422090_00368_43508_6448.N1	26-JUN-2010 13:54:32	Bright	41.500	59	55Alp Oph	2.0800	8900.0	83	43508	No
158	GOM_NL__2PRFIN20100626_140353_000000462090_00368_43508_6449.N1	26-JUN-2010 14:03:53	Bright	46.000	5	3Alp Lyr	0.033000	11000.	92	43508	No
159	GOM_NL__2PRFIN20100626_140606_000000372090_00368_43508_6450.N1	26-JUN-2010 14:06:06	Bright	37.000	130	23Bet Dra	2.7990	5800.0	74	43508	No
160	GOM_NL__2PRFIN20100626_142242_000000522090_00368_43508_6451.N1	26-JUN-2010 14:22:42	Bright	51.500	74	11Bet Cas	2.2680	6600.0	103	43508	No



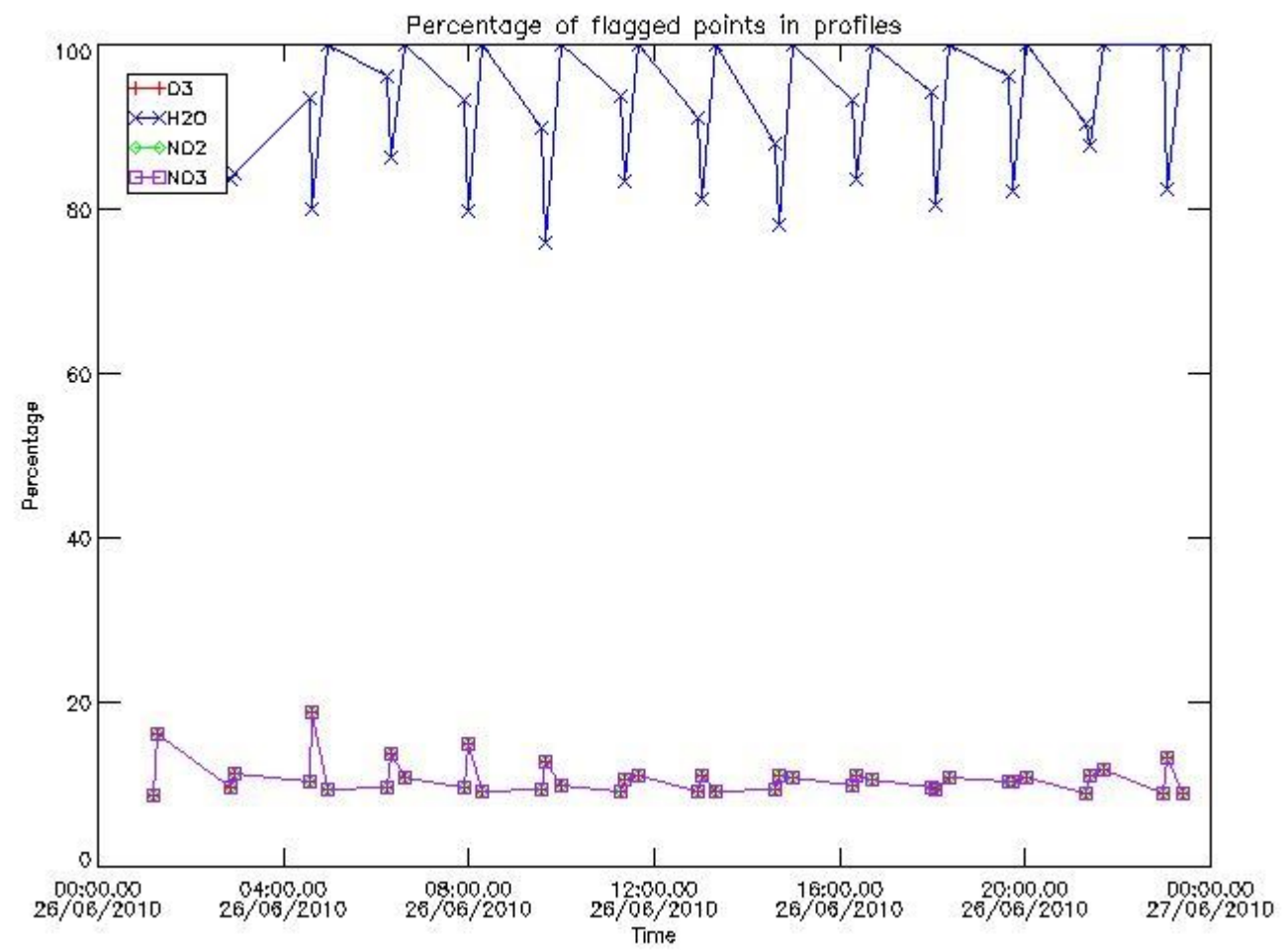
161	GOM_NL__2PRFIN20100626_142419_000000672090_00368_43508_6452.N1	26-JUN-2010 14:24:19	Bright	67.000	68	18Alp Cas	2.2250	4500.0	134	43508	No
162	GOM_NL__2PRFIN20100626_142649_000000422090_00368_43508_6453.N1	26-JUN-2010 14:26:49	Bright	42.000	160	23Gam Per	2.9300	4700.0	84	43508	No
163	GOM_NL__2PRFIN20100626_143014_000000602090_00368_43508_6454.N1	26-JUN-2010 14:30:14	Bright	59.500	73	57Gam1And	2.2600	13100.	119	43508	No
164	GOM_NL__2PRFIN20100626_143244_000000482090_00368_43508_6455.N1	26-JUN-2010 14:32:44	Tw_i_and_stray	48.000	173	4Bet Tri	3.0040	8900.0	96	43508	No
165	GOM_NL__2PRFIN20100626_143644_000000552090_00368_43508_6456.N1	26-JUN-2010 14:36:44	Dark	54.500	50	13Alp Ari	2.0070	4250.0	109	43508	No
166	GOM_NL__2PRFIN20100626_144136_000000462090_00368_43508_6457.N1	26-JUN-2010 14:41:36	Dark	46.000	94	92Alp Cet	2.5260	3100.0	92	43508	No
167	GOM_NL__2PRFIN20100626_150012_000000472090_00369_43509_6440.N1	26-JUN-2010 15:00:12	Dark	47.000	84	Alp Phe	2.3970	4500.0	94	43509	No
168	GOM_NL__2PRFIN20100626_150642_000000512090_00369_43509_6441.N1	26-JUN-2010 15:06:42	Straylight	51.000	63	Bet Gru	2.1500	2800.0	102	43509	No
169	GOM_NL__2PRFIN20100626_150843_000000512090_00369_43509_6442.N1	26-JUN-2010 15:08:43	Straylight	50.500	31	Alp Gru	1.7340	15200.	101	43509	No
170	GOM_NL__2PRFIN20100626_151133_000000422090_00369_43509_6443.N1	26-JUN-2010 15:11:33	Straylight	42.000	45	Alp Pav	1.9400	26000.	84	43509	No
171	GOM_NL__2PRFIN20100626_152036_000000452090_00369_43509_6444.N1	26-JUN-2010 15:20:36	Tw_i_and_stray	45.000	38	20Eps Sgr	1.8360	11000.	90	43509	No
172	GOM_NL__2PRFIN20100626_152200_000000482090_00369_43509_6445.N1	26-JUN-2010 15:22:00	Bright	48.000	116	19Del Sgr	2.7000	4100.0	96	43509	No
173	GOM_NL__2PRFIN20100626_152408_000000492090_00369_43509_6446.N1	26-JUN-2010 15:24:08	Bright	48.500	155	41Pi Sgr	2.9000	6600.0	97	43509	No
174	GOM_NL__2PRFIN20100626_153246_000000562090_00369_43509_6447.N1	26-JUN-2010 15:32:46	Bright	56.000	126	60Bet Oph	2.7700	4250.0	112	43509	No
175	GOM_NL__2PRFIN20100626_153508_000000382090_00369_43509_6448.N1	26-JUN-2010 15:35:08	Bright	38.000	59	55Alp Oph	2.0800	8900.0	76	43509	No
176	GOM_NL__2PRFIN20100626_154428_000000482090_00369_43509_6449.N1	26-JUN-2010 15:44:28	Bright	48.000	5	3Alp Lyr	0.033000	11000.	96	43509	No
177	GOM_NL__2PRFIN20100626_154642_000000392090_00369_43509_6450.N1	26-JUN-2010 15:46:42	Bright	38.500	130	23Bet Dra	2.7990	5800.0	77	43509	No
178	GOM_NL__2PRFIN20100626_155609_000000482090_00369_43509_6451.N1	26-JUN-2010 15:56:09	Bright	48.000	89	5Alp Cep	2.4510	8000.0	96	43509	No
179	GOM_NL__2PRFIN20100626_160318_000000682090_00369_43509_6452.N1	26-JUN-2010 16:03:18	Bright	68.000	74	11Bet Cas	2.2680	6600.0	136	43509	No
180	GOM_NL__2PRFIN20100626_160454_000000472090_00369_43509_6453.N1	26-JUN-2010 16:04:54	Bright	47.000	68	18Alp Cas	2.2250	4500.0	94	43509	No
181	GOM_NL__2PRFIN20100626_160725_000000542090_00369_43509_6454.N1	26-JUN-2010 16:07:25	Bright	54.000	160	23Gam Per	2.9300	4700.0	108	43509	No
182	GOM_NL__2PRFIN20100626_161050_000000472090_00369_43509_6455.N1	26-JUN-2010 16:10:50	Bright	46.500	73	57Gam1And	2.2600	13100.	93	43509	No
183	GOM_NL__2PRFIN20100626_161320_000000462090_00369_43509_6456.N1	26-JUN-2010 16:13:20	Tw_i_and_stray	46.000	173	4Bet Tri	3.0040	8900.0	92	43509	No
184	GOM_NL__2PRFIN20100626_161720_000000522090_00369_43509_6457.N1	26-JUN-2010 16:17:20	Dark	52.000	50	13Alp Ari	2.0070	4250.0	104	43509	No
185	GOM_NL__2PRFIN20100626_162212_000000462090_00369_43509_6458.N1	26-JUN-2010 16:22:12	Dark	46.000	94	92Alp Cet	2.5260	3100.0	92	43509	No
186	GOM_NL__2PRFIN20100626_164049_000000482090_00370_43510_6440.N1	26-JUN-2010 16:40:49	Dark	48.000	84	Alp Phe	2.3970	4500.0	96	43510	No
187	GOM_NL__2PRFIN20100626_164720_000000512090_00370_43510_6441.N1	26-JUN-2010 16:47:20	Straylight	51.000	63	Bet Gru	2.1500	2800.0	102	43510	No
188	GOM_NL__2PRFIN20100626_164920_000000502090_00370_43510_6442.N1	26-JUN-2010 16:49:20	Straylight	50.000	31	Alp Gru	1.7340	15200.	100	43510	No
189	GOM_NL__2PRFIN20100626_165209_000000412090_00370_43510_6443.N1	26-JUN-2010 16:52:09	Straylight	41.000	45	Alp Pav	1.9400	26000.	82	43510	No
190	GOM_NL__2PRFIN20100626_170113_000000472090_00370_43510_6444.N1	26-JUN-2010 17:01:13	Tw_i_and_stray	47.000	38	20Eps Sgr	1.8360	11000.	94	43510	No
191	GOM_NL__2PRFIN20100626_170236_000000542090_00370_43510_6445.N1	26-JUN-2010 17:02:36	Bright	54.000	116	19Del Sgr	2.7000	4100.0	108	43510	No
192	GOM_NL__2PRFIN20100626_170444_000000492090_00370_43510_6446.N1	26-JUN-2010 17:04:44	Bright	48.500	155	41Pi Sgr	2.9000	6600.0	97	43510	No
193	GOM_NL__2PRFIN20100626_171321_000000402090_00370_43510_6447.N1	26-JUN-2010 17:13:21	Bright	39.500	126	60Bet Oph	2.7700	4250.0	79	43510	No
194	GOM_NL__2PRFIN20100626_171544_000000402090_00370_43510_6448.N1	26-JUN-2010 17:15:44	Bright	40.000	59	55Alp Oph	2.0800	8900.0	80	43510	No
195	GOM_NL__2PRFIN20100626_172504_000000492090_00370_43510_6449.N1	26-JUN-2010 17:25:04	Bright	49.000	5	3Alp Lyr	0.033000	11000.	98	43510	No
196	GOM_NL__2PRFIN20100626_172718_000000402090_00370_43510_6450.N1	26-JUN-2010 17:27:18	Bright	40.000	130	23Bet Dra	2.7990	5800.0	80	43510	No
197	GOM_NL__2PRFIN20100626_173644_000000482090_00370_43510_6451.N1	26-JUN-2010 17:36:44	Bright	47.500	89	5Alp Cep	2.4510	8000.0	95	43510	No
198	GOM_NL__2PRFIN20100626_174354_000000482090_00370_43510_6452.N1	26-JUN-2010 17:43:54	Bright	47.500	74	11Bet Cas	2.2680	6600.0	95	43510	No
199	GOM_NL__2PRFIN20100626_174530_000000492090_00370_43510_6453.N1	26-JUN-2010 17:45:30	Bright	48.500	68	18Alp Cas	2.2250	4500.0	97	43510	No
200	GOM_NL__2PRFIN20100626_174801_000000352090_00370_43510_6454.N1	26-JUN-2010 17:48:01	Bright	34.500	160	23Gam Per	2.9300	4700.0	69	43510	No
201	GOM_NL__2PRFIN20100626_175126_000000472090_00370_43510_6455.N1	26-JUN-2010 17:51:26	Bright	47.000	73	57Gam1And	2.2600	13100.	94	43510	No
202	GOM_NL__2PRFIN20100626_175356_000000472090_00370_43510_6456.N1	26-JUN-2010 17:53:56	Tw_i_and_stray	46.500	173	4Bet Tri	3.0040	8900.0	93	43510	No
203	GOM_NL__2PRFIN20100626_175756_000000532090_00370_43510_6457.N1	26-JUN-2010 17:57:56	Dark	53.000	50	13Alp Ari	2.0070	4250.0	106	43510	No
204	GOM_NL__2PRFIN20100626_180249_000000542090_00370_43510_6458.N1	26-JUN-2010 18:02:49	Dark	54.000	94	92Alp Cet	2.5260	3100.0	108	43510	No
205	GOM_NL__2PRFIN20100626_182126_000000482090_00371_43511_6441.N1	26-JUN-2010 18:21:26	Dark	47.500	84	Alp Phe	2.3970	4500.0	95	43511	No
206	GOM_NL__2PRFIN20100626_182756_000000512090_00371_43511_6442.N1	26-JUN-2010 18:27:56	Straylight	51.000	63	Bet Gru	2.1500	2800.0	102	43511	No
207	GOM_NL__2PRFIN20100626_182957_000000502090_00371_43511_6443.N1	26-JUN-2010 18:29:57	Straylight	49.500	31	Alp Gru	1.7340	15200.	99	43511	No
208	GOM_NL__2PRFIN20100626_183245_000000412090_00371_43511_6444.N1	26-JUN-2010 18:32:45	Straylight	40.500	45	Alp Pav	1.9400	26000.	81	43511	No
209	GOM_NL__2PRFIN20100626_184149_000000442090_00371_43511_6445.N1	26-JUN-2010 18:41:49	Tw_i_and_stray	43.500	38	20Eps Sgr	1.8360	11000.	87	43511	No
210	GOM_NL__2PRFIN20100626_184313_000000472090_00371_43511_6446.N1	26-JUN-2010 18:43:13	Bright	47.000	116	19Del Sgr	2.7000	4100.0	94	43511	No
211	GOM_NL__2PRFIN20100626_184520_000000482090_00371_43511_6447.N1	26-JUN-2010 18:45:20	Bright	48.000	155	41Pi Sgr	2.9000	6600.0	96	43511	No
212	GOM_NL__2PRFIN20100626_185357_000000402090_00371_43511_6448.N1	26-JUN-2010 18:53:57	Bright	40.000	126	60Bet Oph	2.7700	4250.0	80	43511	No
213	GOM_NL__2PRFIN20100626_185620_000000382090_00371_43511_6449.N1	26-JUN-2010 18:56:20	Bright	38.000	59	55Alp Oph	2.0800	8900.0	76	43511	No
214	GOM_NL__2PRFIN20100626_190539_000000432090_00371_43511_6450.N1	26-JUN-2010 19:05:39	Bright	43.000	5	3Alp Lyr	0.033000	11000.	86	43511	No
215	GOM_NL__2PRFIN20100626_190754_000000392090_00371_43511_6451.N1	26-JUN-2010 19:07:54	Bright	39.000	130	23Bet Dra	2.7990	5800.0	78	43511	No
216	GOM_NL__2PRFIN20100626_191720_000000482090_00371_43511_6452.N1	26-JUN-2010 19:17:20	Bright	48.000	89	5Alp Cep	2.4510	8000.0	96	43511	No
217	GOM_NL__2PRFIN20100626_192429_000000682090_00371_43511_6453.N1	26-JUN-2010 19:24:29	Bright	68.000	74	11Bet Cas	2.2680	6600.0	136	43511	No
218	GOM_NL__2PRFIN20100626_192606_000000672090_00371_43511_6454.N1	26-JUN-2010 19:26:06	Bright	67.000	68	18Alp Cas	2.2250	4500.0	134	43511	No
219	GOM_NL__2PRFIN20100626_192837_000000352090_00371_43511_6455.N1	26-JUN-2010 19:28:37	Bright	35.000	160	23Gam Per	2.9300	4700.0	70	43511	No

220	GOM_NL__2PRFIN20100626_193202_000000482090_00371_43511_6456.N1	26-JUN-2010 19:32:02	Bright	47.500	73	57Gam1And	2.2600	13100.	95	43511	No
221	GOM_NL__2PRFIN20100626_193432_000000462090_00371_43511_6457.N1	26-JUN-2010 19:34:32	Twilight	45.500	173	4Bet Tri	3.0040	8900.0	91	43511	No
222	GOM_NL__2PRFIN20100626_193832_000000542090_00371_43511_6458.N1	26-JUN-2010 19:38:32	Dark	53.500	50	13Alp Ari	2.0070	4250.0	107	43511	No
223	GOM_NL__2PRFIN20100626_194325_000000542090_00371_43511_6459.N1	26-JUN-2010 19:43:25	Dark	53.500	94	92Alp Cet	2.5260	3100.0	107	43511	No
224	GOM_NL__2PRFIN20100626_200204_000000472090_00372_43512_6449.N1	26-JUN-2010 20:02:04	Dark	47.000	84	Alp Phe	2.3970	4500.0	94	43512	No
225	GOM_NL__2PRFIN20100626_200834_000000632090_00372_43512_6450.N1	26-JUN-2010 20:08:34	Straylight	62.500	63	Bet Gru	2.1500	2800.0	125	43512	No
226	GOM_NL__2PRFIN20100626_201033_000000502090_00372_43512_6451.N1	26-JUN-2010 20:10:33	Straylight	50.000	31	Alp Gru	1.7340	15200.	100	43512	No
227	GOM_NL__2PRFIN20100626_201322_000000442090_00372_43512_6452.N1	26-JUN-2010 20:13:22	Straylight	44.000	45	Alp Pav	1.9400	26000.	88	43512	No
228	GOM_NL__2PRFIN20100626_202225_000000452090_00372_43512_6453.N1	26-JUN-2010 20:22:25	Twilight	45.000	38	20Eps Sgr	1.8360	11000.	90	43512	No
229	GOM_NL__2PRFIN20100626_202349_000000462090_00372_43512_6454.N1	26-JUN-2010 20:23:49	Bright	45.500	116	19Del Sgr	2.7000	4100.0	91	43512	No
230	GOM_NL__2PRFIN20100626_202557_000000482090_00372_43512_6455.N1	26-JUN-2010 20:25:57	Bright	47.500	155	41Pi Sgr	2.9000	6600.0	95	43512	No
231	GOM_NL__2PRFIN20100626_203433_000000402090_00372_43512_6456.N1	26-JUN-2010 20:34:33	Bright	40.000	126	60Bet Oph	2.7700	4250.0	80	43512	No
232	GOM_NL__2PRFIN20100626_203655_000000412090_00372_43512_6457.N1	26-JUN-2010 20:36:55	Bright	40.500	59	55Alp Oph	2.0800	8900.0	81	43512	No
233	GOM_NL__2PRFIN20100626_204614_000000492090_00372_43512_6458.N1	26-JUN-2010 20:46:14	Bright	49.000	5	3Alp Lyr	0.033000	11000.	98	43512	No
234	GOM_NL__2PRFIN20100626_204829_000000402090_00372_43512_6459.N1	26-JUN-2010 20:48:29	Bright	39.500	130	23Bet Dra	2.7990	5800.0	79	43512	No
235	GOM_NL__2PRFIN20100626_205755_000000462090_00372_43512_6460.N1	26-JUN-2010 20:57:55	Bright	46.000	89	5Alp Cep	2.4510	8000.0	92	43512	No
236	GOM_NL__2PRFIN20100626_210505_000000492090_00372_43512_6461.N1	26-JUN-2010 21:05:05	Bright	48.500	74	11Bet Cas	2.2680	6600.0	97	43512	No
237	GOM_NL__2PRFIN20100626_210641_000000482090_00372_43512_6462.N1	26-JUN-2010 21:06:41	Bright	48.000	68	18Alp Cas	2.2250	4500.0	96	43512	No
238	GOM_NL__2PRFIN20100626_210913_000000542090_00372_43512_6463.N1	26-JUN-2010 21:09:13	Bright	54.000	160	23Gam Per	2.9300	4700.0	108	43512	No
239	GOM_NL__2PRFIN20100626_211238_000000452090_00372_43512_6464.N1	26-JUN-2010 21:12:38	Bright	45.000	73	57Gam1And	2.2600	13100.	90	43512	No
240	GOM_NL__2PRFIN20100626_211508_000000492090_00372_43512_6465.N1	26-JUN-2010 21:15:08	Twilight	48.500	173	4Bet Tri	3.0040	8900.0	97	43512	No
241	GOM_NL__2PRFIN20100626_211908_000000572090_00372_43512_6466.N1	26-JUN-2010 21:19:08	Dark	57.000	50	13Alp Ari	2.0070	4250.0	114	43512	No
242	GOM_NL__2PRFIN20100626_212401_000000452090_00372_43512_6467.N1	26-JUN-2010 21:24:01	Dark	45.000	94	92Alp Cet	2.5260	3100.0	90	43512	No
243	GOM_NL__2PRFIN20100626_214240_000000482090_00373_43513_6594.N1	26-JUN-2010 21:42:40	Dark	47.500	84	Alp Phe	2.3970	4500.0	95	43513	No
244	GOM_NL__2PRFIN20100626_214910_000000522090_00373_43513_6595.N1	26-JUN-2010 21:49:10	Straylight	51.500	63	Bet Gru	2.1500	2800.0	103	43513	No
245	GOM_NL__2PRFIN20100626_215110_000000492090_00373_43513_6596.N1	26-JUN-2010 21:51:10	Straylight	48.500	31	Alp Gru	1.7340	15200.	97	43513	No
246	GOM_NL__2PRFIN20100626_215358_000000492090_00373_43513_6597.N1	26-JUN-2010 21:53:58	Straylight	48.500	45	Alp Pav	1.9400	26000.	97	43513	No
247	GOM_NL__2PRFIN20100626_220301_000000442090_00373_43513_6598.N1	26-JUN-2010 22:03:01	Twilight	44.000	38	20Eps Sgr	1.8360	11000.	88	43513	No
248	GOM_NL__2PRFIN20100626_220425_000000492090_00373_43513_6599.N1	26-JUN-2010 22:04:25	Bright	49.000	116	19Del Sgr	2.7000	4100.0	98	43513	No
249	GOM_NL__2PRFIN20100626_220633_000000492090_00373_43513_6600.N1	26-JUN-2010 22:06:33	Bright	48.500	155	41Pi Sgr	2.9000	6600.0	97	43513	No
250	GOM_NL__2PRFIN20100626_221509_000000402090_00373_43513_6601.N1	26-JUN-2010 22:15:09	Bright	40.000	126	60Bet Oph	2.7700	4250.0	80	43513	No
251	GOM_NL__2PRFIN20100626_221731_000000382090_00373_43513_6602.N1	26-JUN-2010 22:17:31	Bright	37.500	59	55Alp Oph	2.0800	8900.0	75	43513	No
252	GOM_NL__2PRFIN20100626_222649_000000502090_00373_43513_6603.N1	26-JUN-2010 22:26:49	Bright	50.000	5	3Alp Lyr	0.033000	11000.	100	43513	No
253	GOM_NL__2PRFIN20100626_222905_000000412090_00373_43513_6604.N1	26-JUN-2010 22:29:05	Bright	41.000	130	23Bet Dra	2.7990	5800.0	82	43513	No
254	GOM_NL__2PRFIN20100626_223830_000000482090_00373_43513_6605.N1	26-JUN-2010 22:38:30	Bright	47.500	89	5Alp Cep	2.4510	8000.0	95	43513	No
255	GOM_NL__2PRFIN20100626_224540_000000482090_00373_43513_6606.N1	26-JUN-2010 22:45:40	Bright	47.500	74	11Bet Cas	2.2680	6600.0	95	43513	No
256	GOM_NL__2PRFIN20100626_224717_000000462090_00373_43513_6607.N1	26-JUN-2010 22:47:17	Bright	45.500	68	18Alp Cas	2.2250	4500.0	91	43513	No
257	GOM_NL__2PRFIN20100626_224949_000000542090_00373_43513_6608.N1	26-JUN-2010 22:49:49	Bright	54.000	160	23Gam Per	2.9300	4700.0	108	43513	No
258	GOM_NL__2PRFIN20100626_225314_000000462090_00373_43513_6609.N1	26-JUN-2010 22:53:14	Bright	46.000	73	57Gam1And	2.2600	13100.	92	43513	No
259	GOM_NL__2PRFIN20100626_225544_000000482090_00373_43513_6610.N1	26-JUN-2010 22:55:44	Twilight	48.000	173	4Bet Tri	3.0040	8900.0	96	43513	No
260	GOM_NL__2PRFIN20100626_225945_000000622090_00373_43513_6611.N1	26-JUN-2010 22:59:45	Dark	62.000	50	13Alp Ari	2.0070	4250.0	124	43513	No
261	GOM_NL__2PRFIN20100626_230438_000000462090_00373_43513_6612.N1	26-JUN-2010 23:04:38	Dark	45.500	94	92Alp Cet	2.5260	3100.0	91	43513	No
262	GOM_NL__2PRFIN20100626_232317_000000572090_00374_43514_6602.N1	26-JUN-2010 23:23:17	Dark	57.000	84	Alp Phe	2.3970	4500.0	114	43514	No
263	GOM_NL__2PRFIN20100626_232947_000000532090_00374_43514_6603.N1	26-JUN-2010 23:29:47	Straylight	53.000	63	Bet Gru	2.1500	2800.0	106	43514	No
264	GOM_NL__2PRFIN20100626_233147_000000512090_00374_43514_6604.N1	26-JUN-2010 23:31:47	Straylight	50.500	31	Alp Gru	1.7340	15200.	101	43514	No
265	GOM_NL__2PRFIN20100626_233435_000000402090_00374_43514_6605.N1	26-JUN-2010 23:34:35	Straylight	40.000	45	Alp Pav	1.9400	26000.	80	43514	No
266	GOM_NL__2PRFIN20100626_234337_000000442090_00374_43514_6606.N1	26-JUN-2010 23:43:37	Twilight	44.000	38	20Eps Sgr	1.8360	11000.	88	43514	No
267	GOM_NL__2PRFIN20100626_234501_000000532090_00374_43514_6607.N1	26-JUN-2010 23:45:01	Bright	52.500	116	19Del Sgr	2.7000	4100.0	105	43514	No
268	GOM_NL__2PRFIN20100626_234709_000000492090_00374_43514_6608.N1	26-JUN-2010 23:47:09	Bright	49.000	155	41Pi Sgr	2.9000	6600.0	98	43514	No
269	GOM_NL__2PRFIN20100626_235545_000000402090_00374_43514_6609.N1	26-JUN-2010 23:55:45	Bright	40.000	126	60Bet Oph	2.7700	4250.0	80	43514	No
270	GOM_NL__2PRFIN20100626_235807_000000412090_00374_43514_6610.N1	26-JUN-2010 23:58:07	Bright	41.000	59	55Alp Oph	2.0800	8900.0	82	43514	No

### 3. Quality information per product

In this section it is plotted some information contained in the Quality Summary data set of the level 2 products. Only products in dark limb conditions and without errors (error flag in the MPH set to "0") are used.

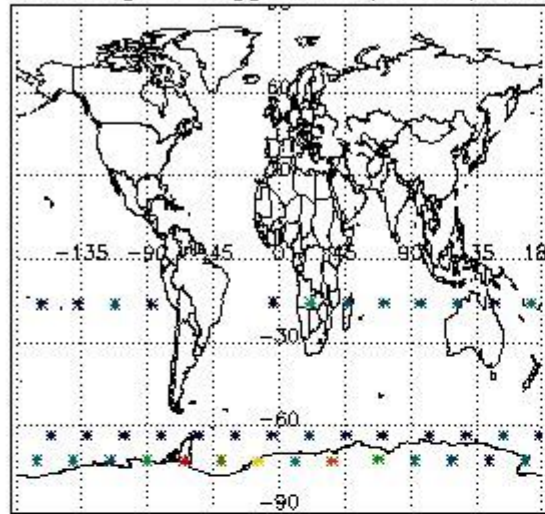
3.1 Plot quality information per product (time dependant)



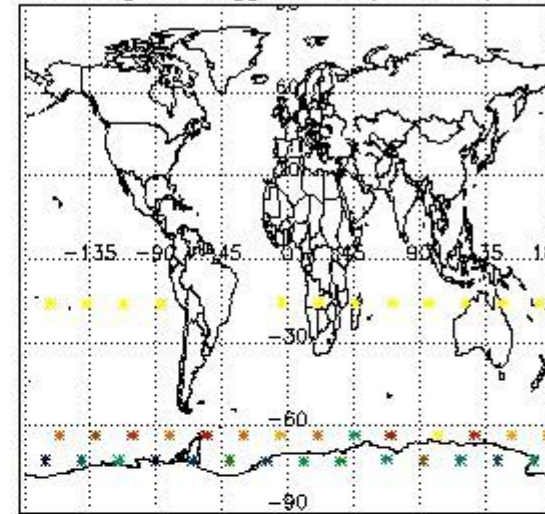
3.2 Plot quality information per product (world map)



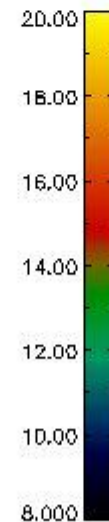
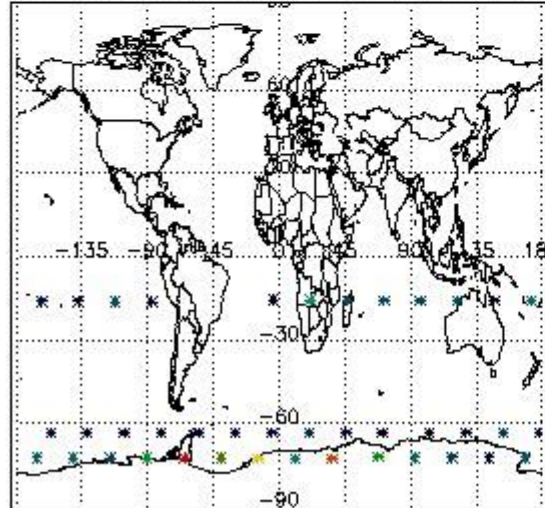
Percentage of flagged data per O3 profile



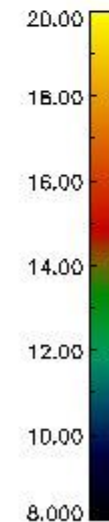
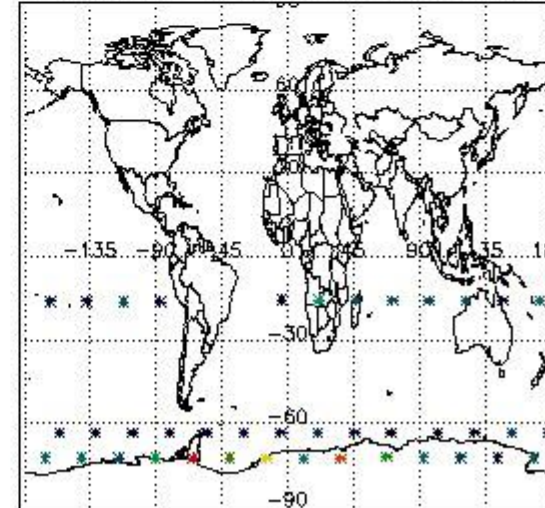
Percentage of flagged data per H2O profile



Percentage of flagged data per NO2 profile



Percentage of flagged data per NO3 profile

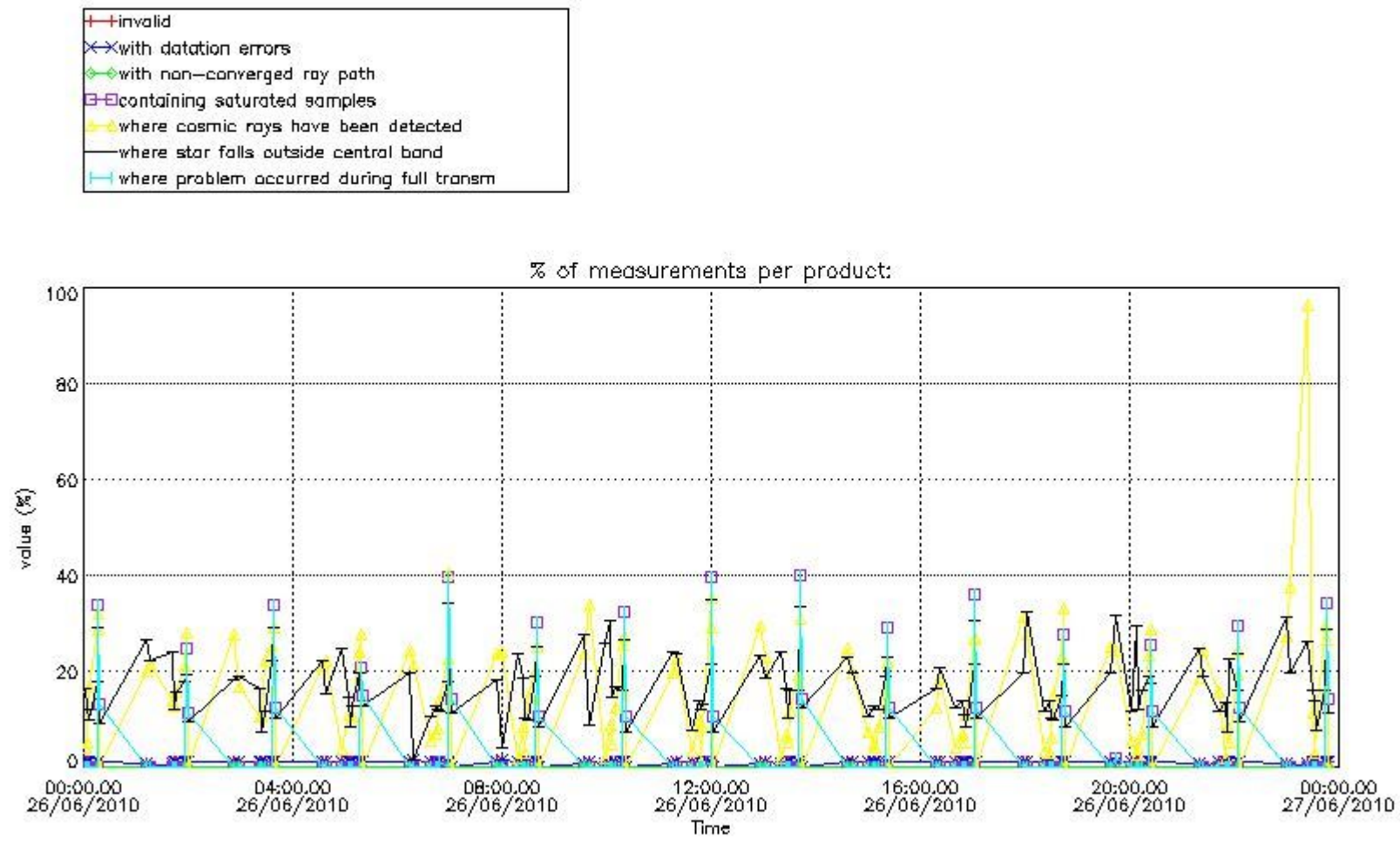


#### 4. Level 1 quality information per product

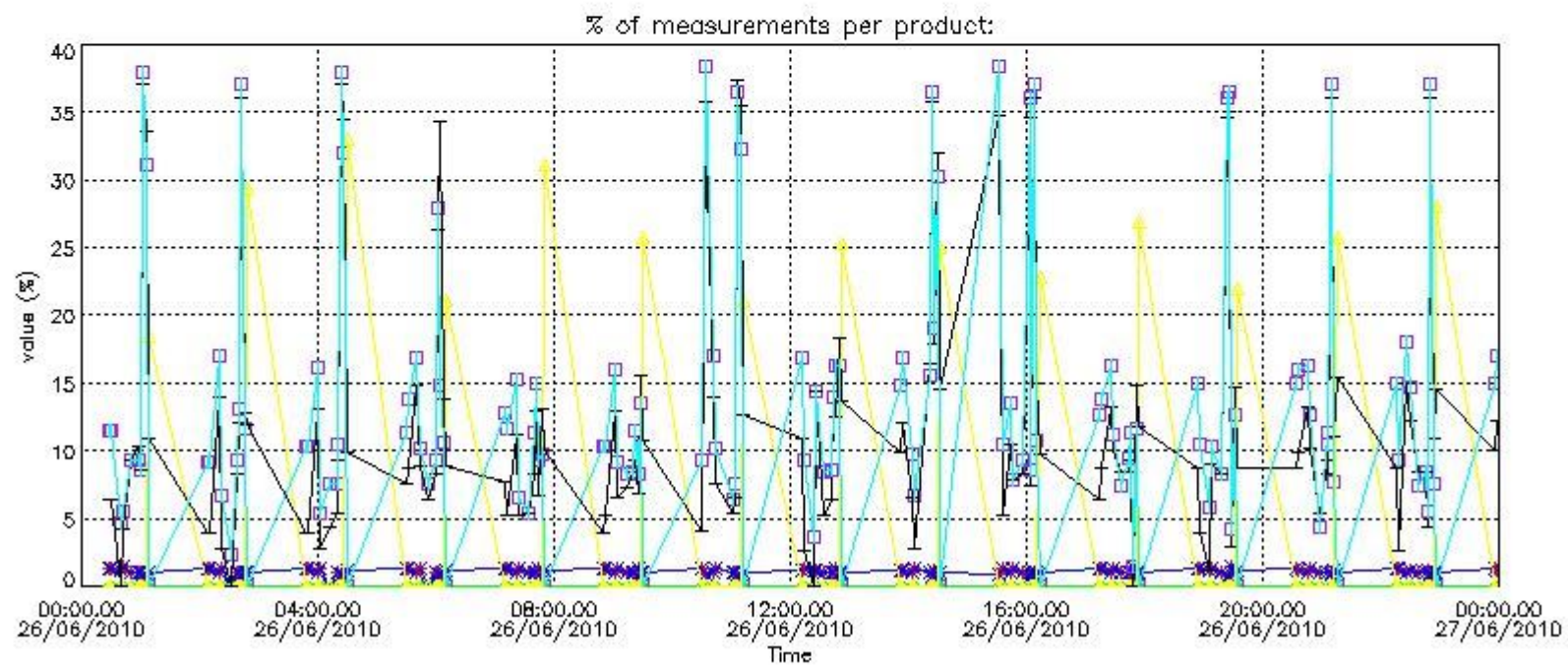
In this section it is plotted some information contained in the Quality Summary data set of the level 2 products that comes from the level 1b processing. Products without errors (error flag in the MPH set to "0") are used.

##### 4.1 Plot quality information per product (time dependant) coming from level 1b processing

###### 4.1.1 Plot level 1 quality information per product (time dependant): ENVISAT ASCENDING passes



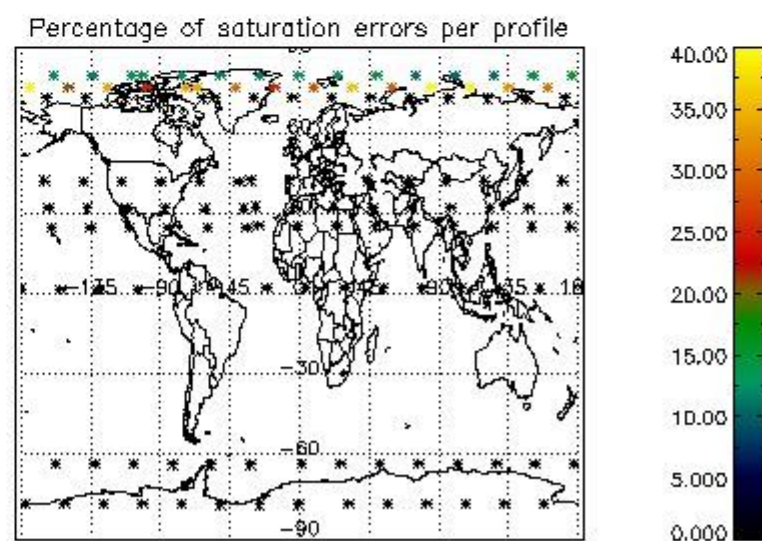
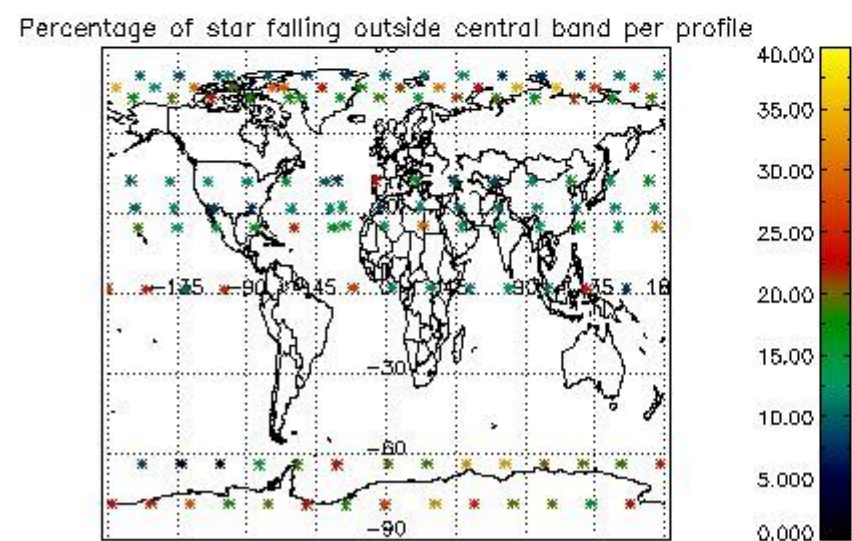
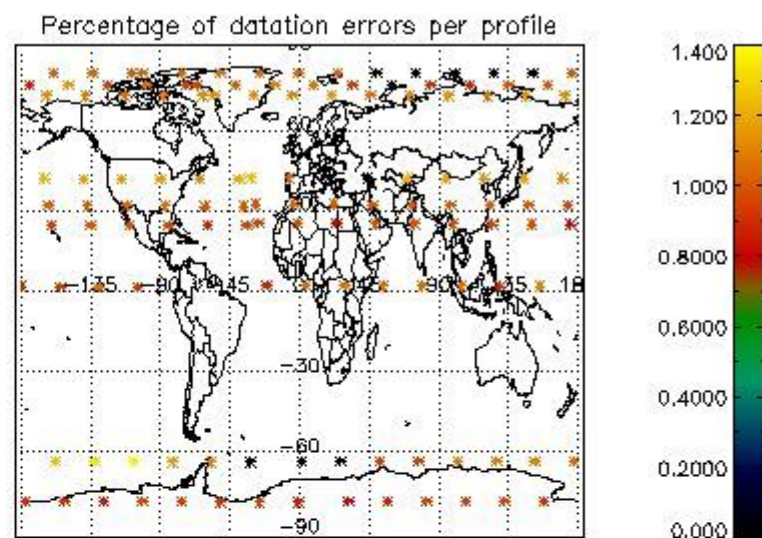
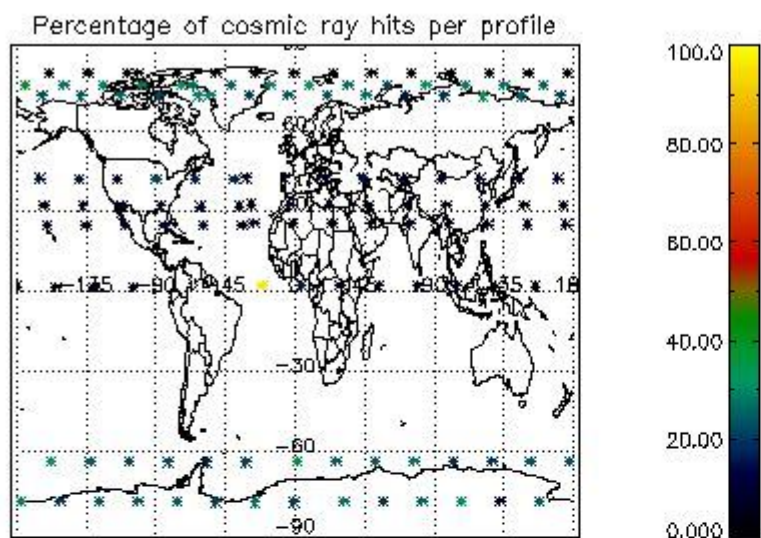
4.1.2 Plot level 1 quality information per product (time dependant): ENVISAT DESCENDING passes



4.2 Plot quality information per product coming from level 1b processing (world map)

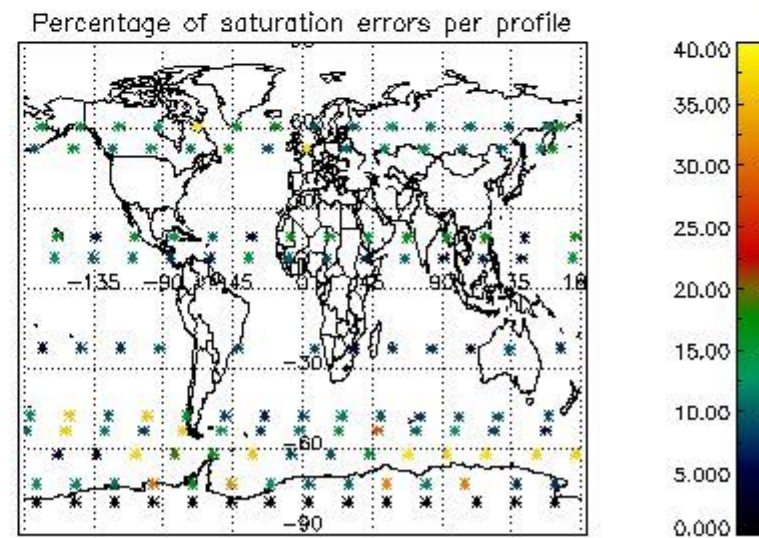
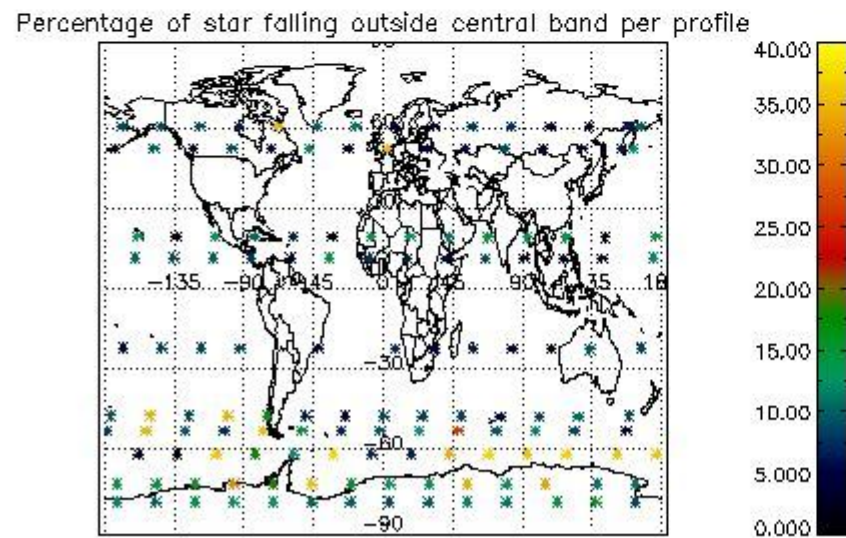
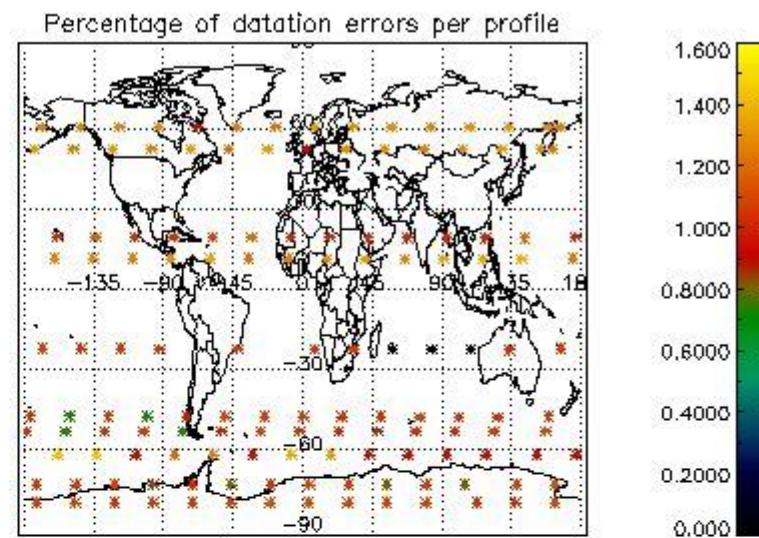
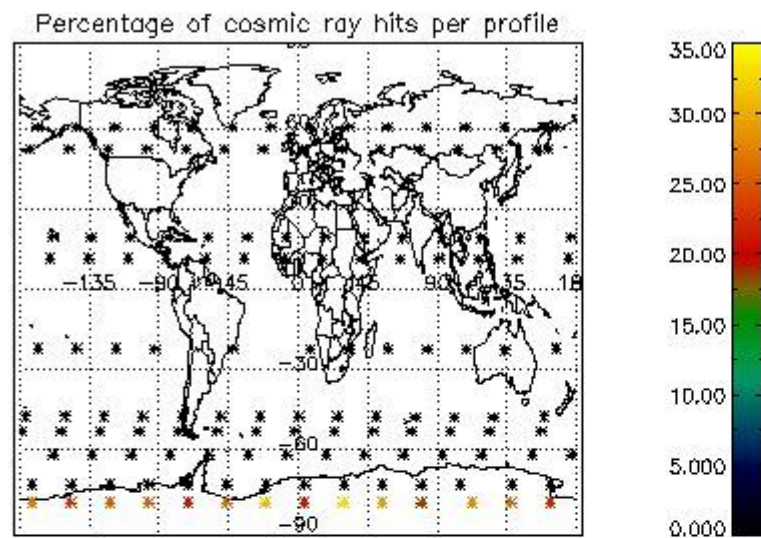
4.2.1 Plot level 1 quality information per product (world map): ENVISAT ASCENDING passes





4.2.2 Plot level 1 quality information per product (world map): ENVISAT DESCENDING passes





## 5. Trace gas profiles

### 5.1 Ozone statistics based on quality of products

The final quality of the products can be "measured" using the STD (Standard Deviation) attached to every point profile. This information is written to the parameter GOM\_NL\_\_2P/NL\_LOCAL\_SPECIES\_DENSITY/o3\_std of the level 2 products. The table below shows the statistics for given STD ranges.

The statistics are given with respect to the overall valid production:

- Products without fatal errors: GOM\_NL\_\_2P/MPH/PRODUCT\_ERR=0
- Valid point profile: GOM\_NL\_\_2P/NL\_LOCAL\_SPECIES\_DENSITY/pcd(0)=0

The 'Criteria' is applied to valid points of dark limb products:

- Products in dark limb illumination condition: GOM\_NL\_\_2P/NL\_SUMMARY\_QUALITY/obs\_ill\_cond=0
- Products without fatal errors: GOM\_NL\_\_2P/MPH/PRODUCT\_ERR=0
- Valid point profile: GOM\_NL\_\_2P/NL\_LOCAL\_SPECIES\_DENSITY/pcd(0)=0

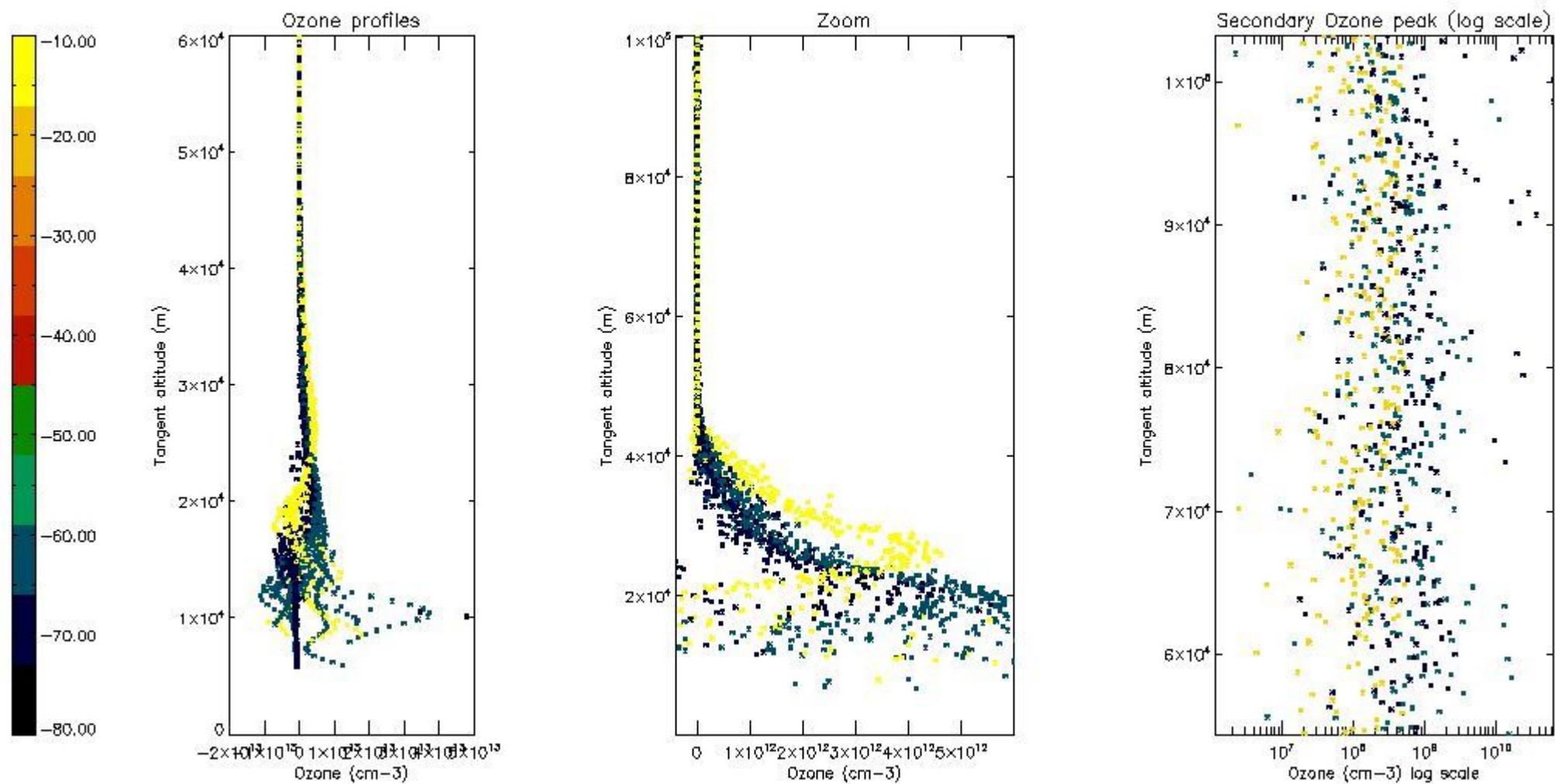
So, the table below shows the percentage of dark limb and valid observations for each criteria with respect to the overall valid daily observations.

Criteria	% of total production
All STD	16
STD < 20	4

STD < 10	2
STD < 5	0

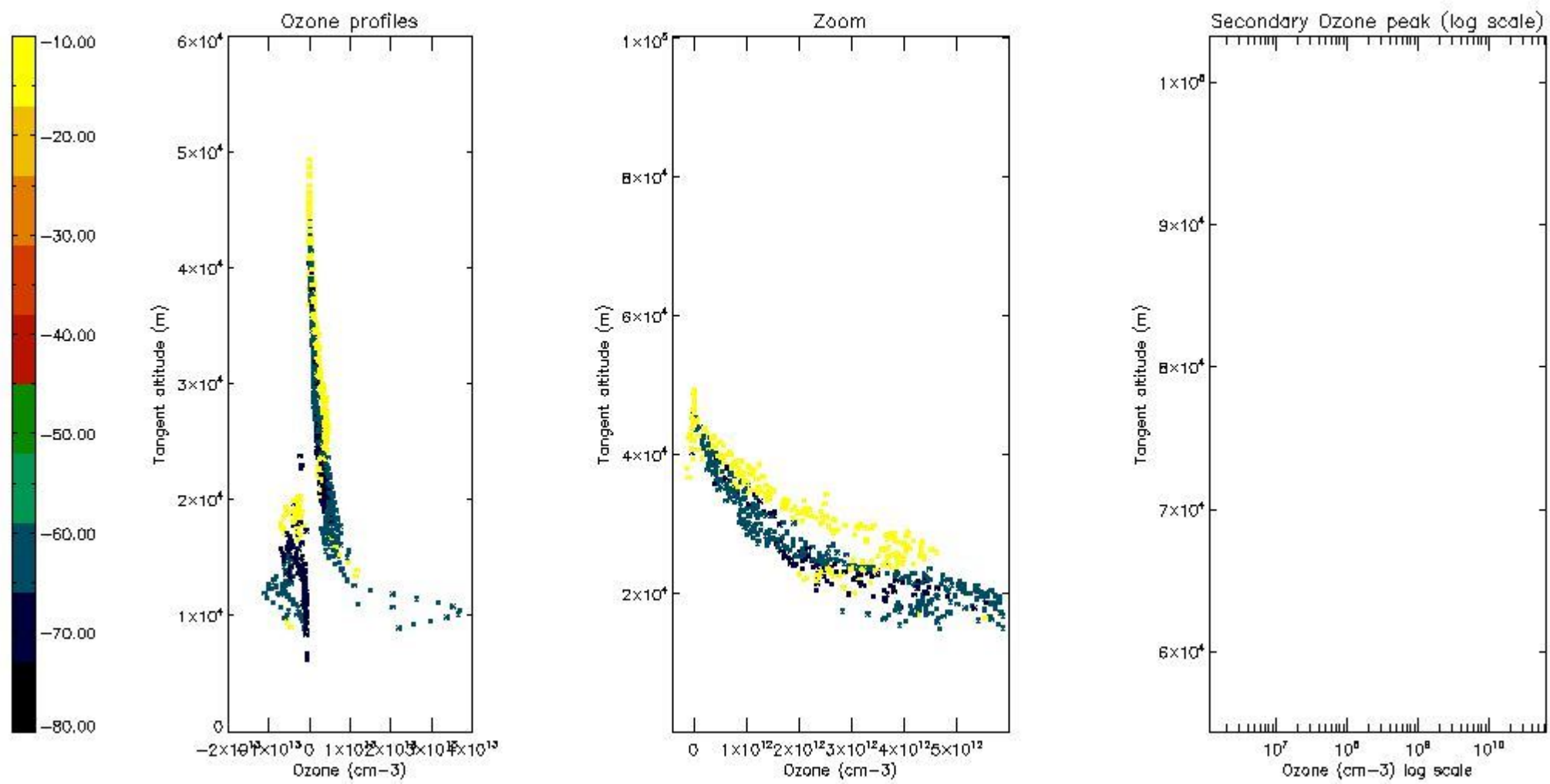
5.2 Plot ozone profiles for all STD (dark without errors)

The colorbar represents the latitude.



5.3 Plot ozone profiles where STD < 20% (dark without errors)

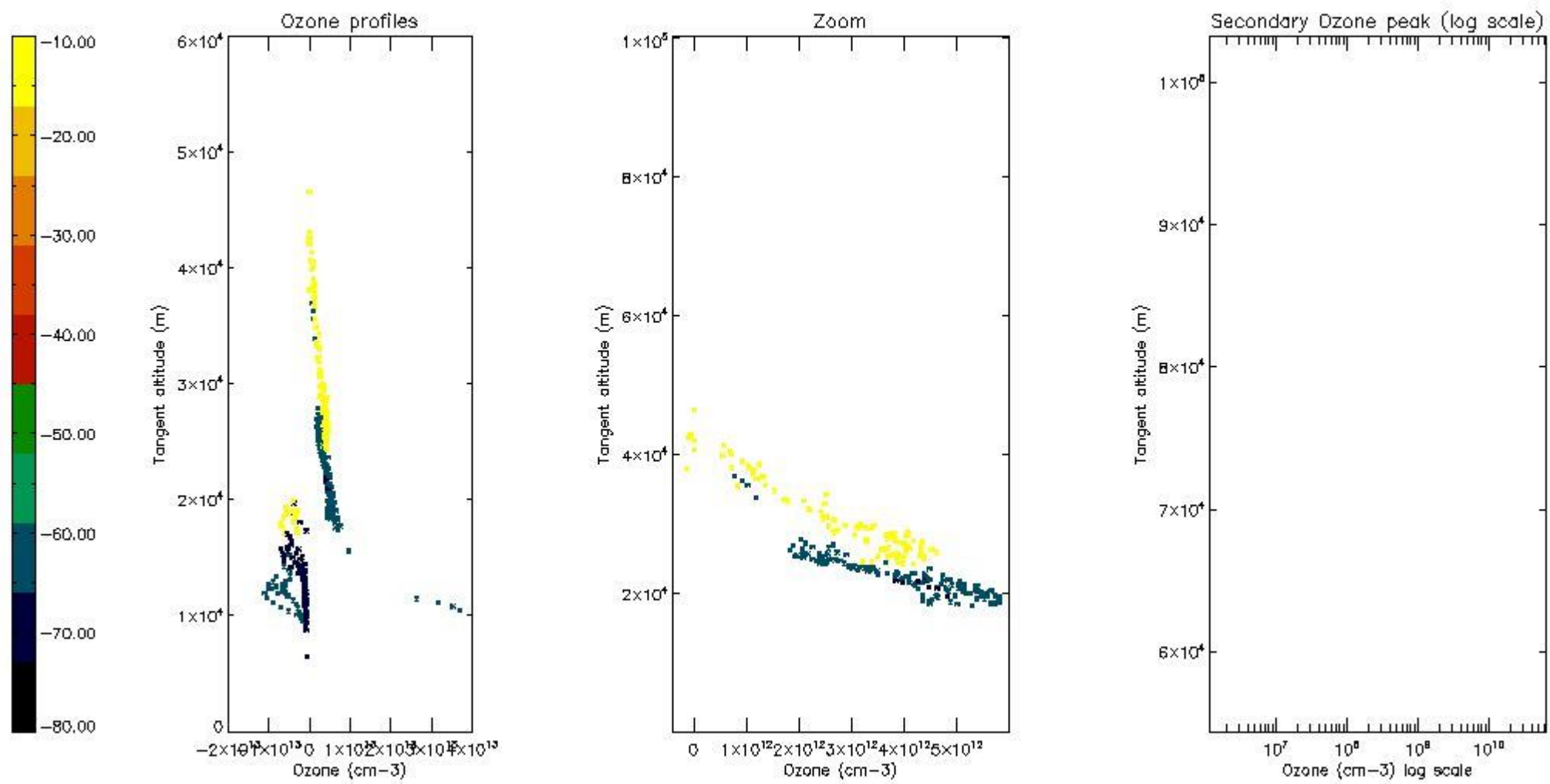
The colorbar represents the latitude.



*5.4 Plot ozone profiles where  $STD < 10\%$  (dark without errors)*

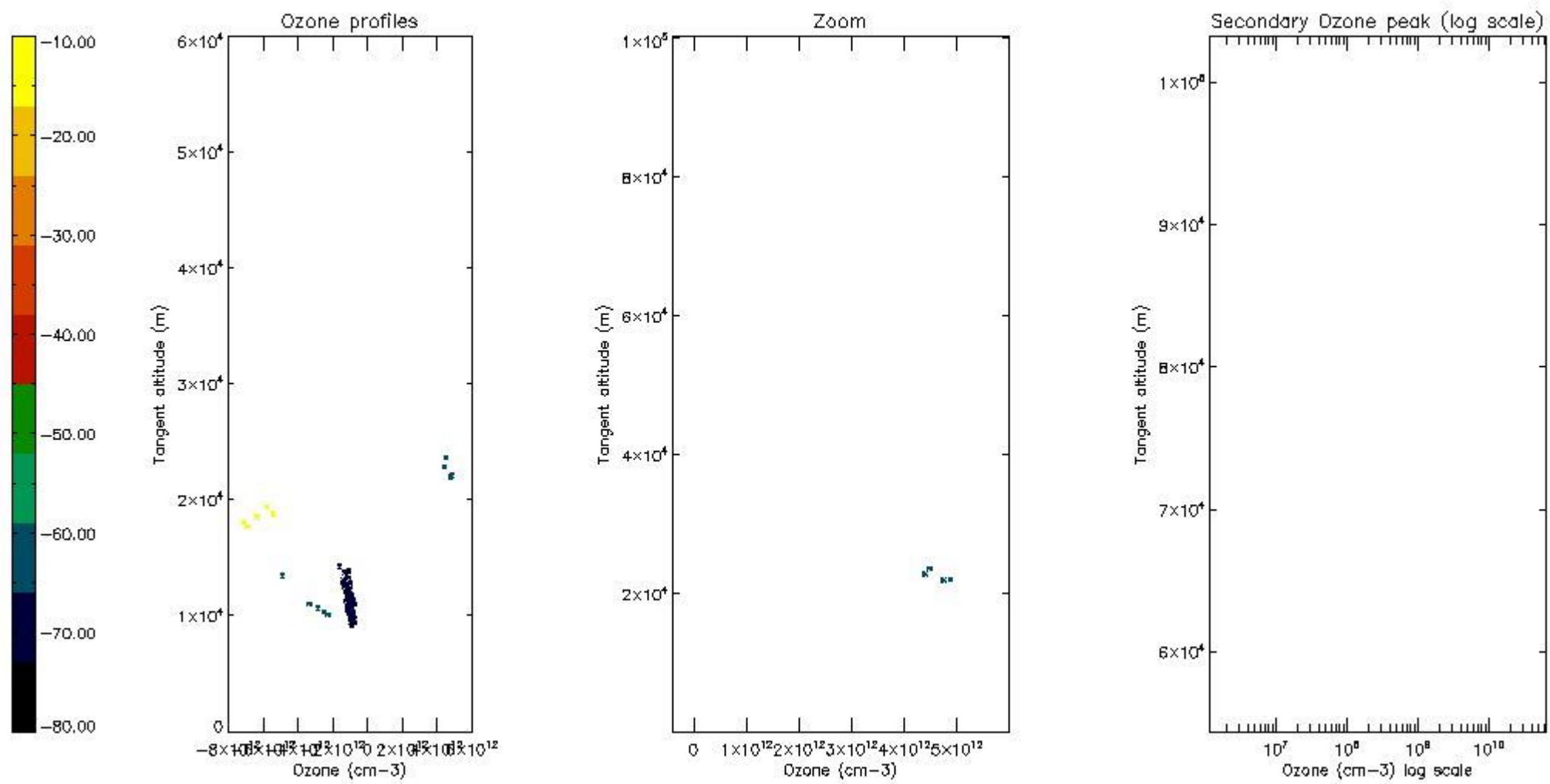
The colorbar represents the latitude.





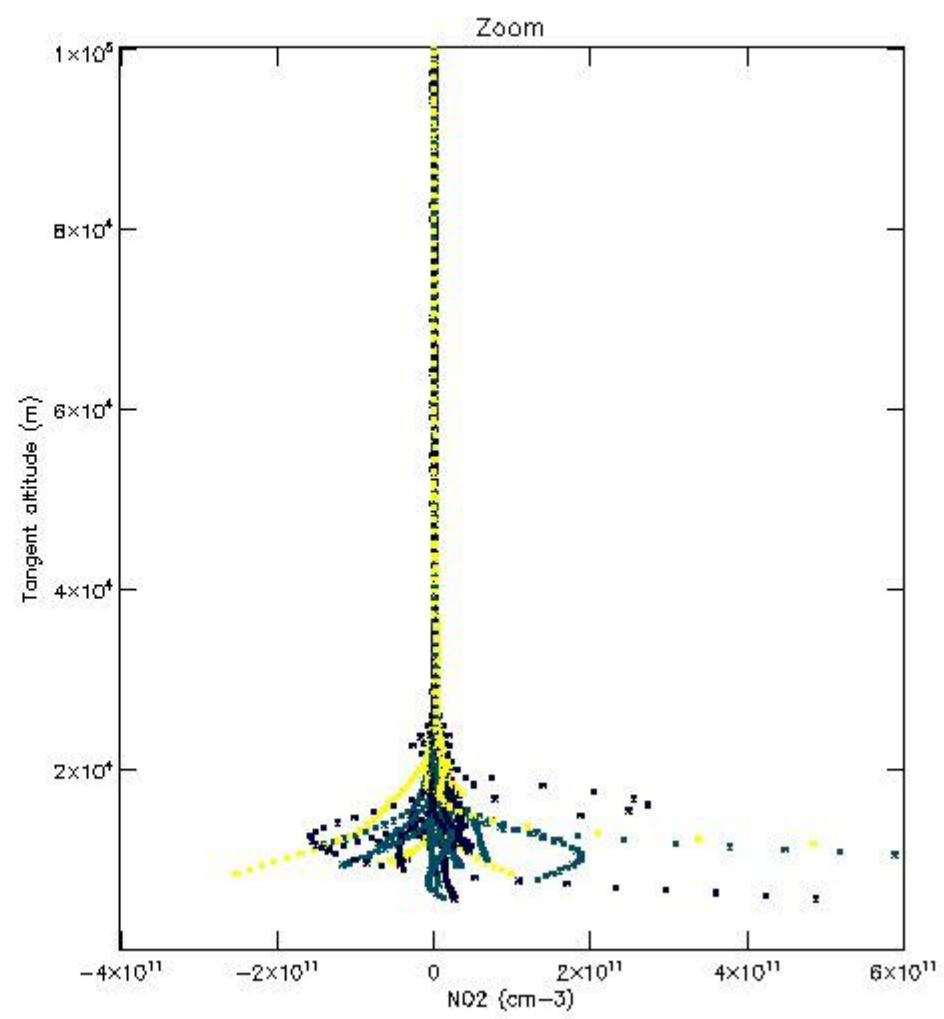
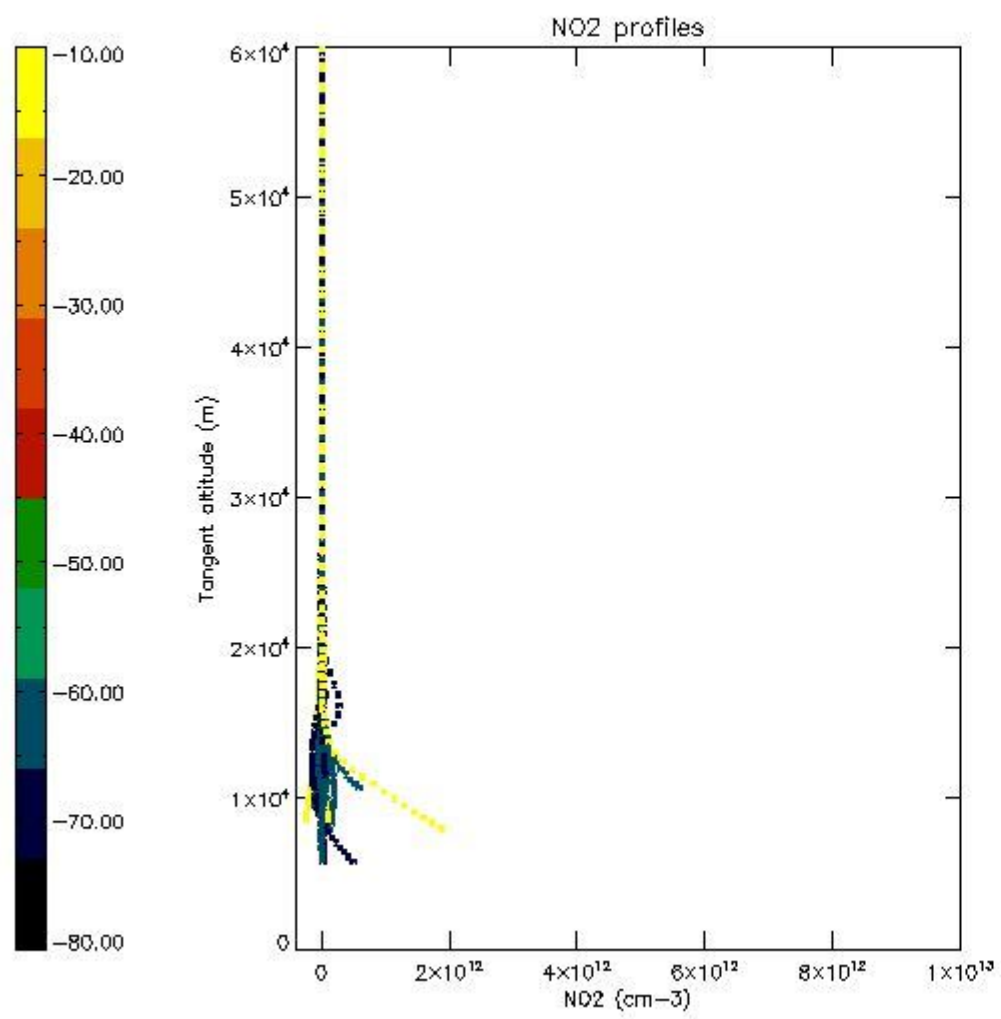
*5.5 Plot ozone profiles where  $STD < 5\%$  (dark without errors)*

The colorbar represents the latitude.



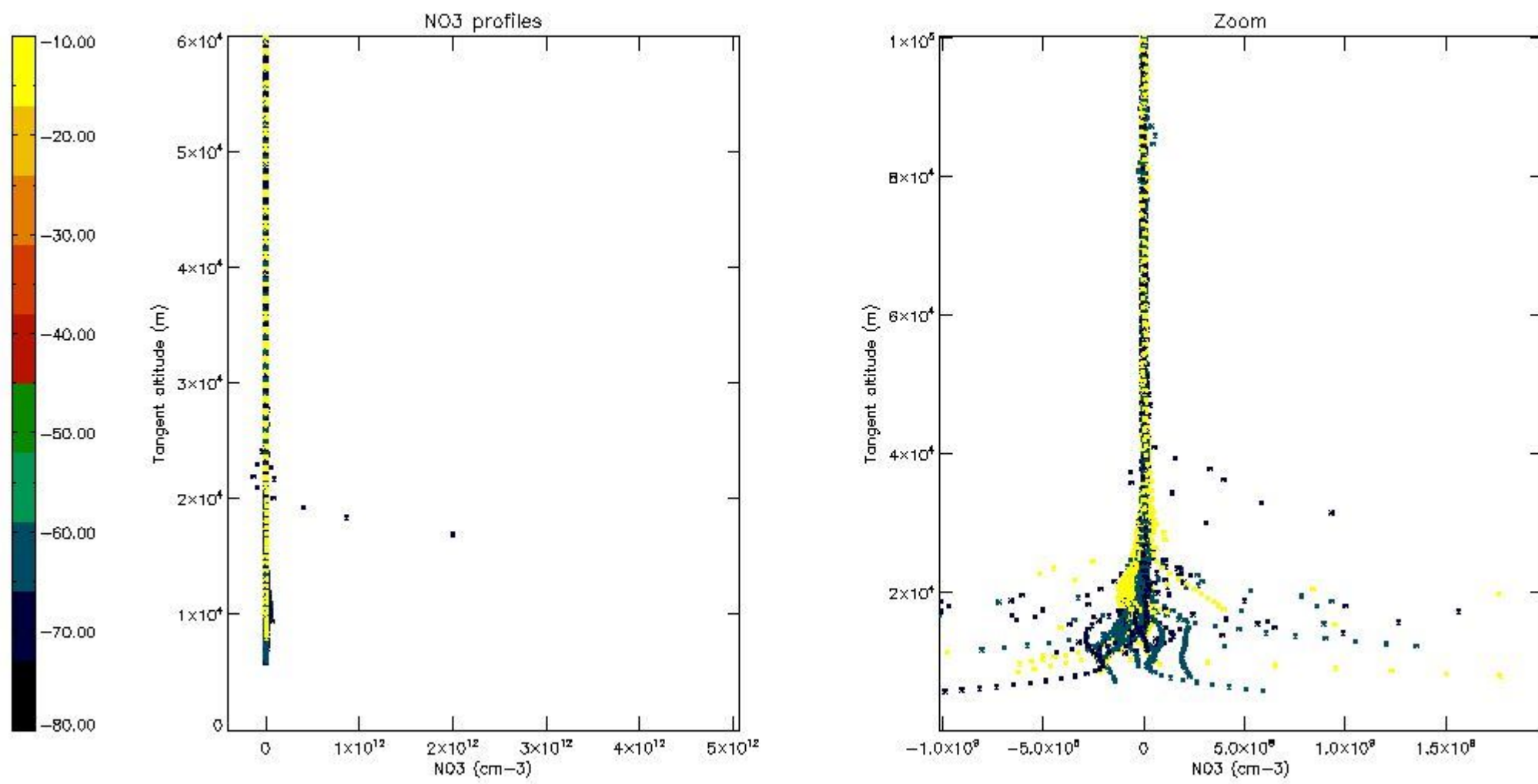
*5.6 Plot NO<sub>2</sub> profiles for all STD (dark without errors)*

The colorbar represents the latitude.



*5.7 Plot NO3 profiles for all STD (dark without errors)*

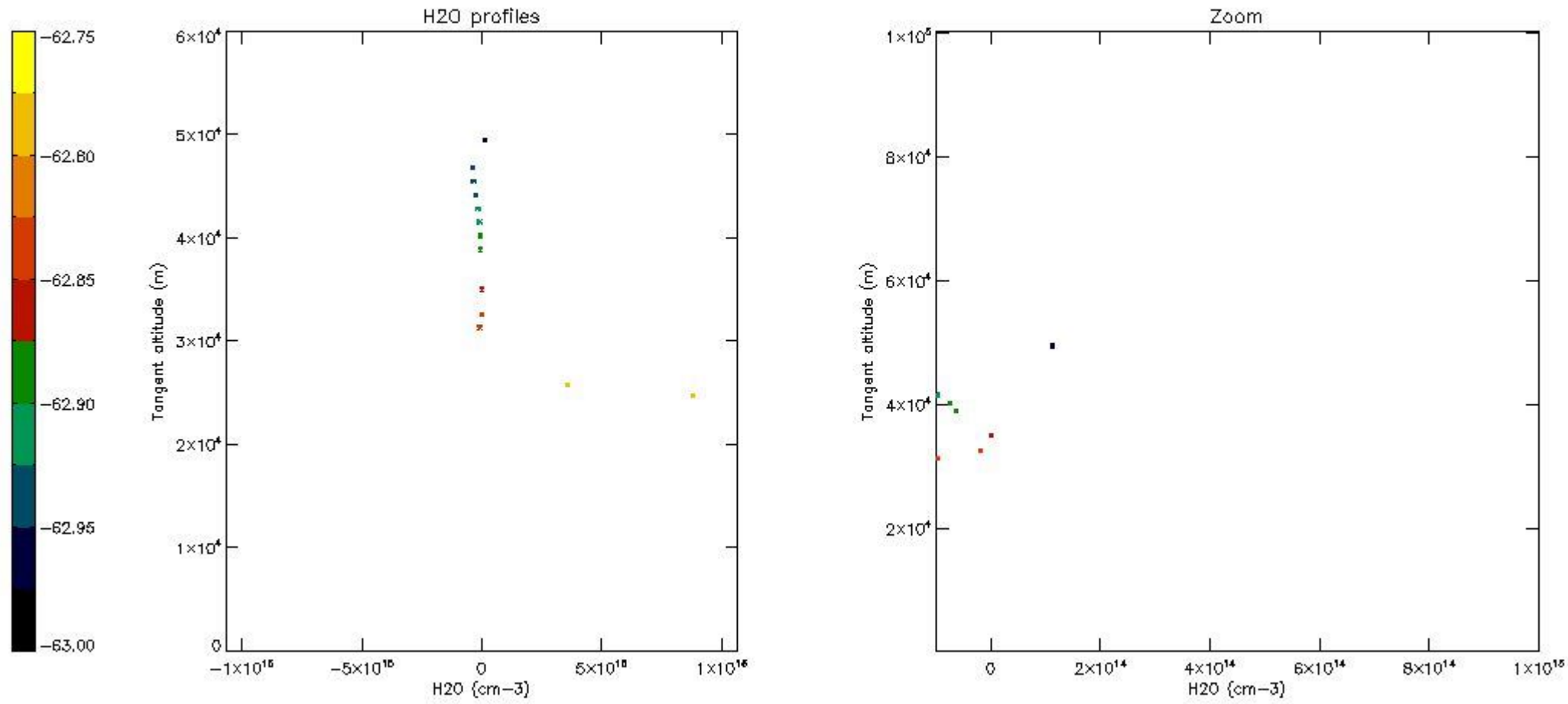
The colorbar represents the latitude.



5.8 Plot H2O profiles for all STD (only for occultations of stars 1,2,3,4,13,14,16,26,63 dark without errors)

The colorbar represents the latitude.

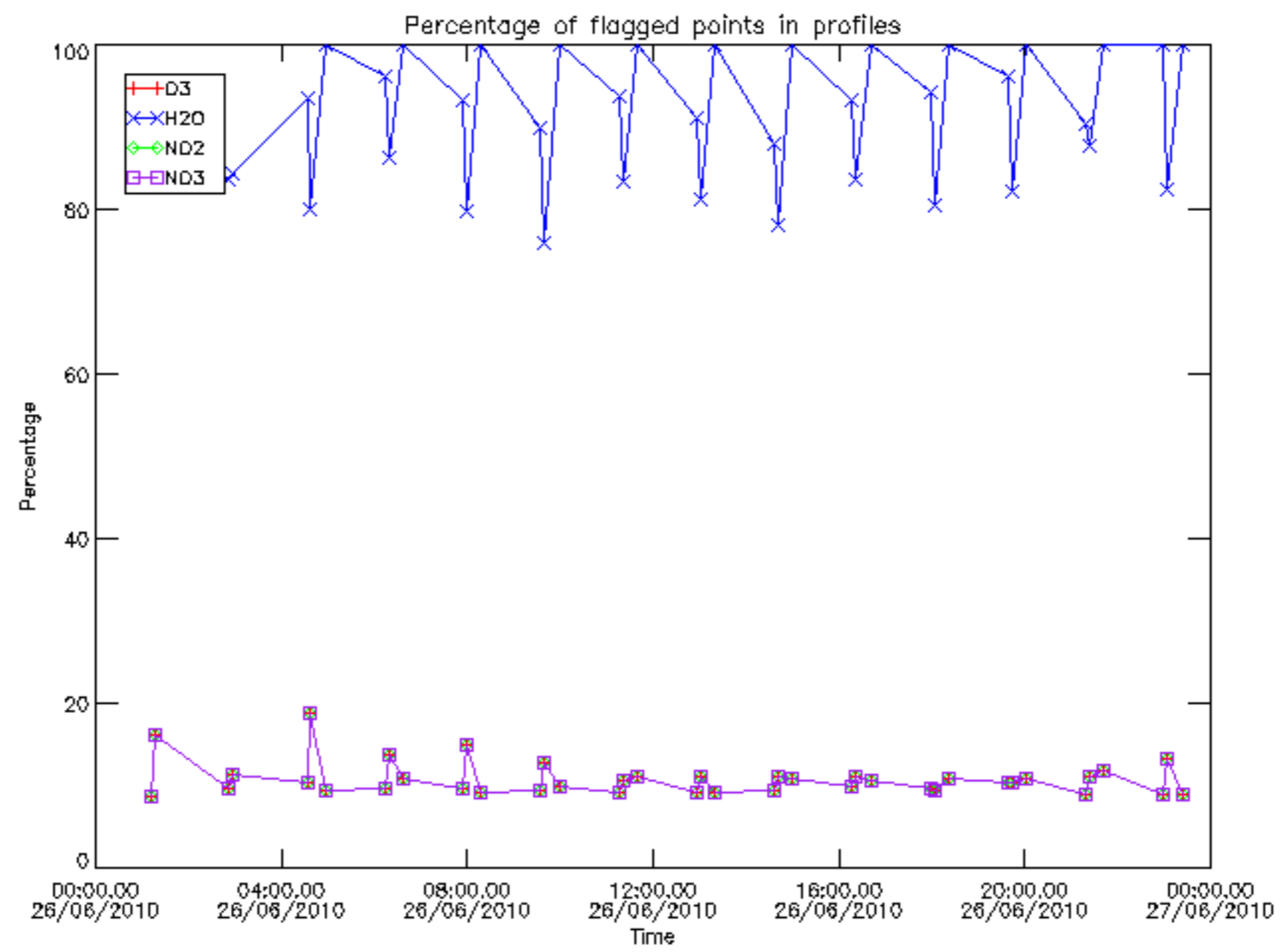




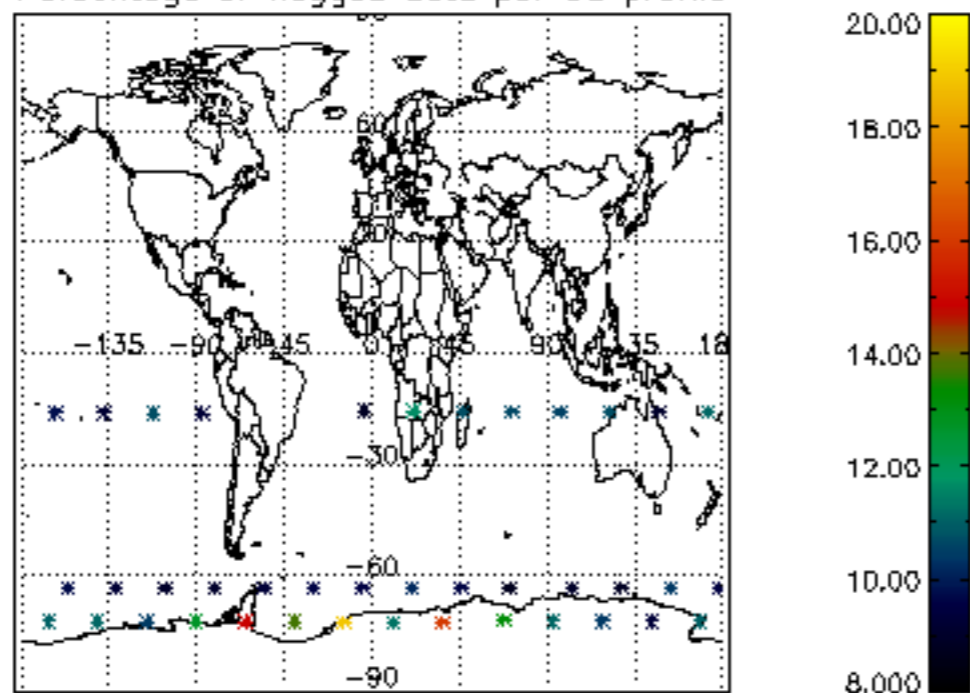
## 6. Auxiliary Data Files used for the production reported in section 2

The number reported in the third column indicates since which file (see list in section 2) the corresponding auxiliary file has been used. The fourth column is the date of those product files.

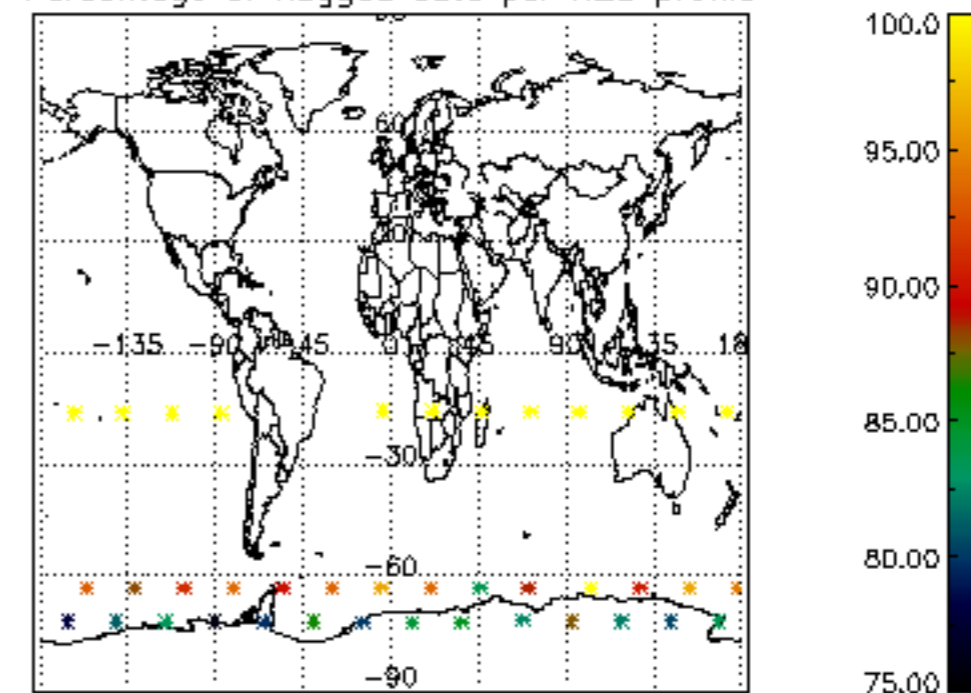
Type	Auxiliary Filename	Used since product	Used since product date
INST_PHYS_CHARACTERISTICS	GOM_INS_AXVIEC20091111_143220_20030716_120000_20500101_000000	1	26-JUN-2010 00:01:10
LEVEL-2_PROC_CONFIG	GOM_PR2_AXVIEC20091111_152718_20020301_000000_20500101_000000	1	26-JUN-2010 00:01:10
CROSS_SECTIONS_FILE	GOM_CRS_AXVIEC20091111_154832_20020301_000000_20500101_000000	1	26-JUN-2010 00:01:10



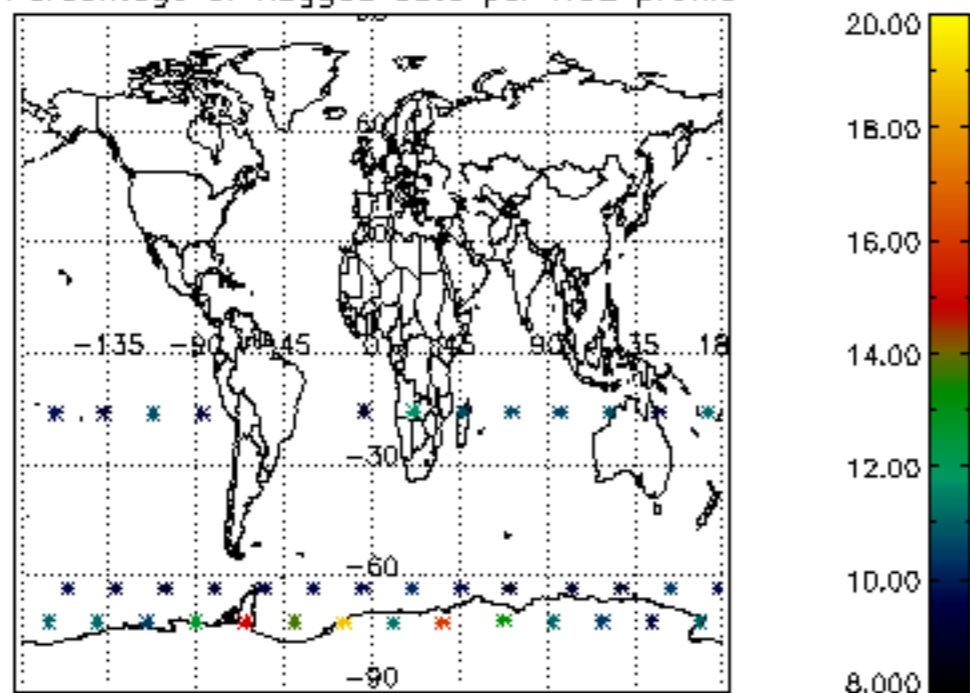
Percentage of flagged data per D3 profile



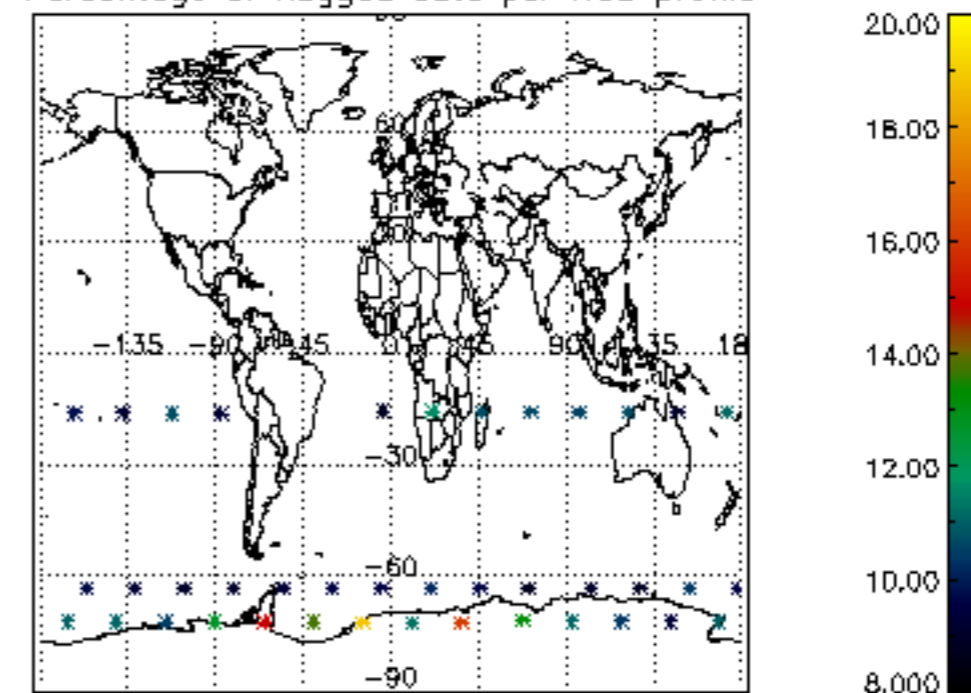
Percentage of flagged data per H2O profile

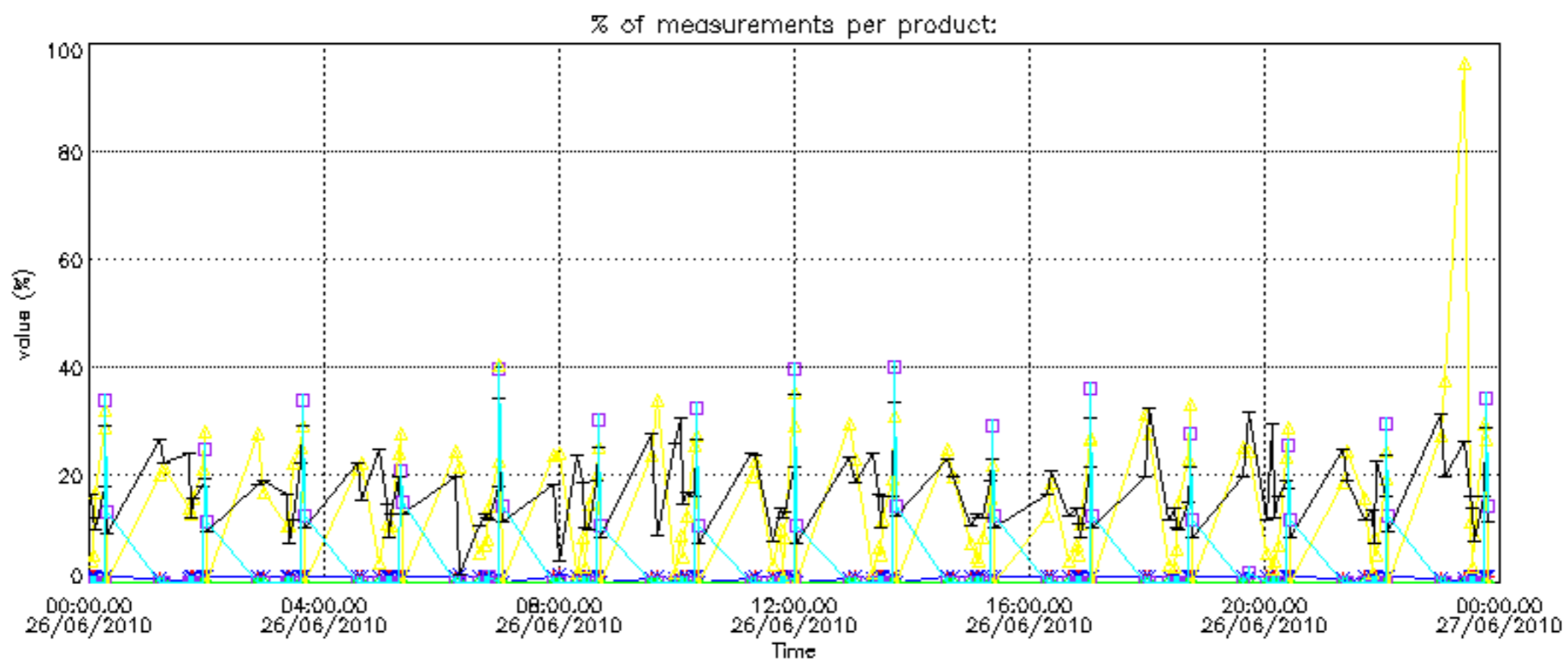


Percentage of flagged data per NO2 profile

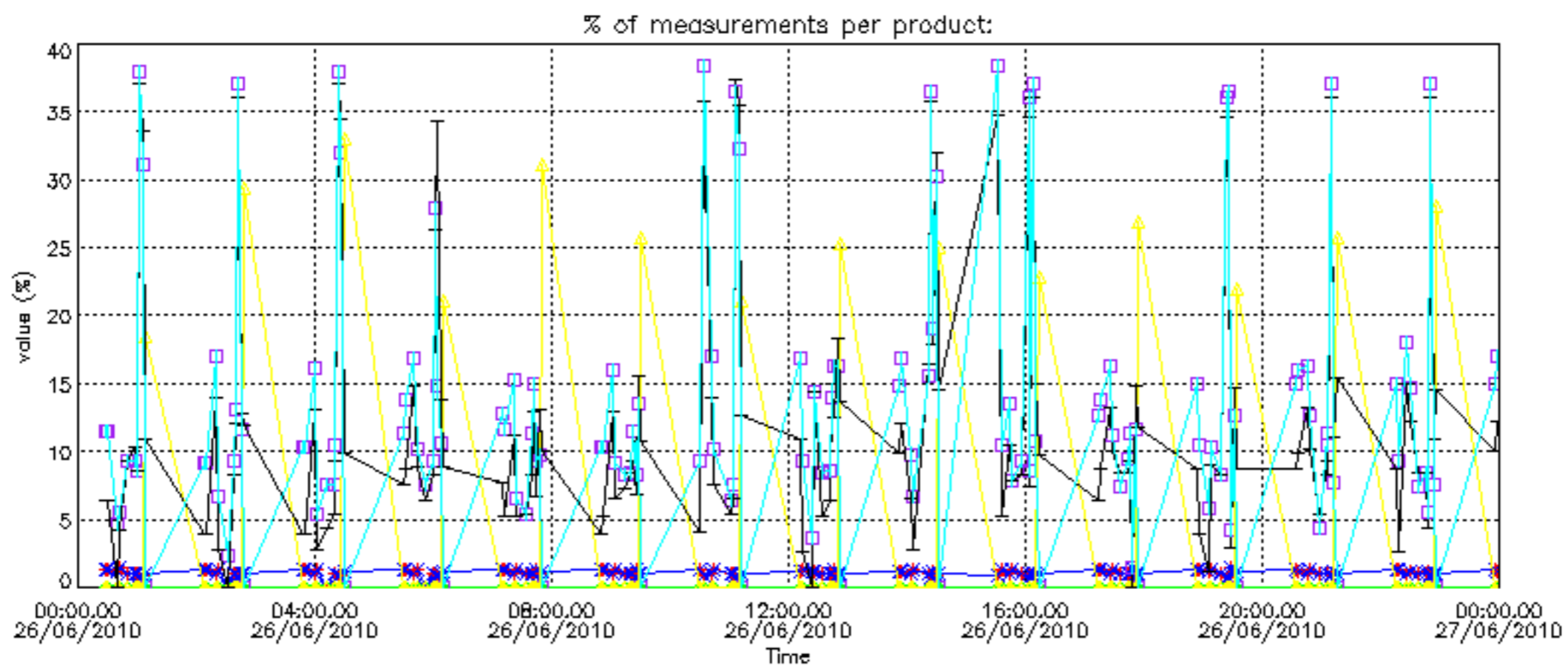


Percentage of flagged data per NO3 profile

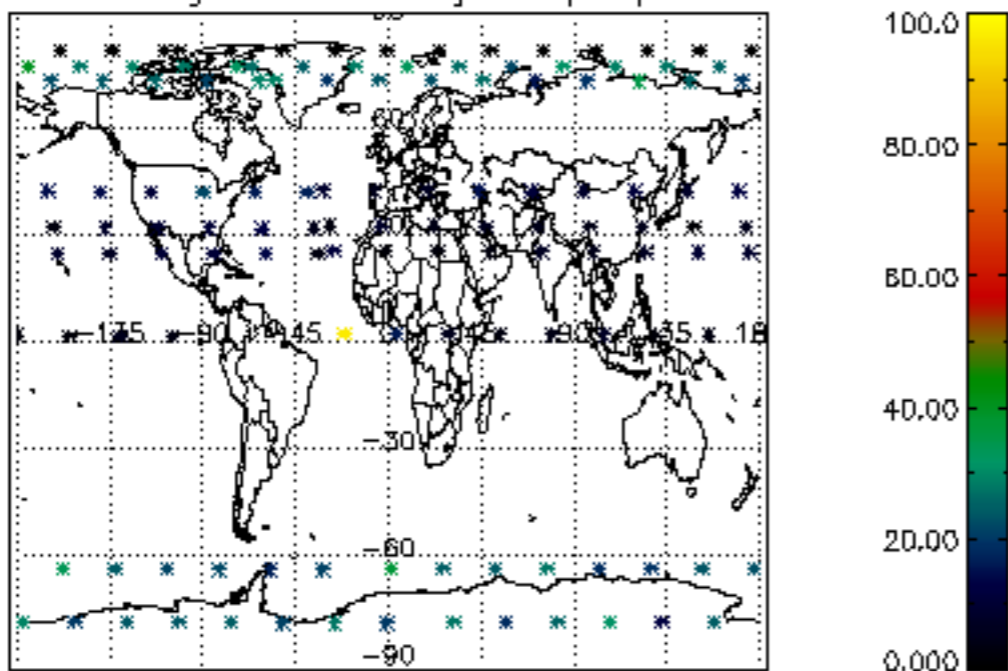




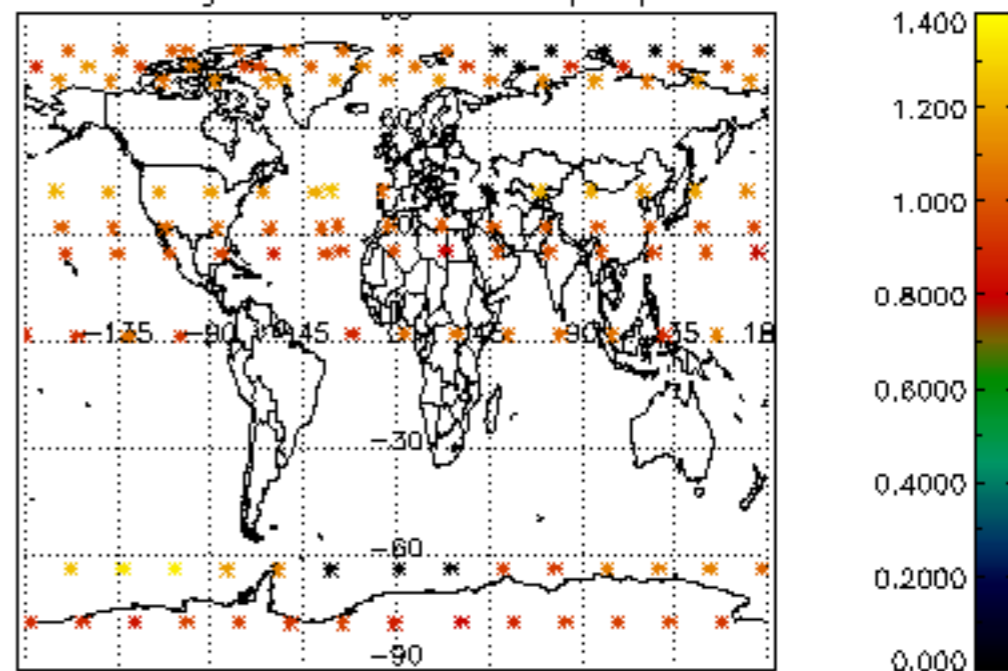




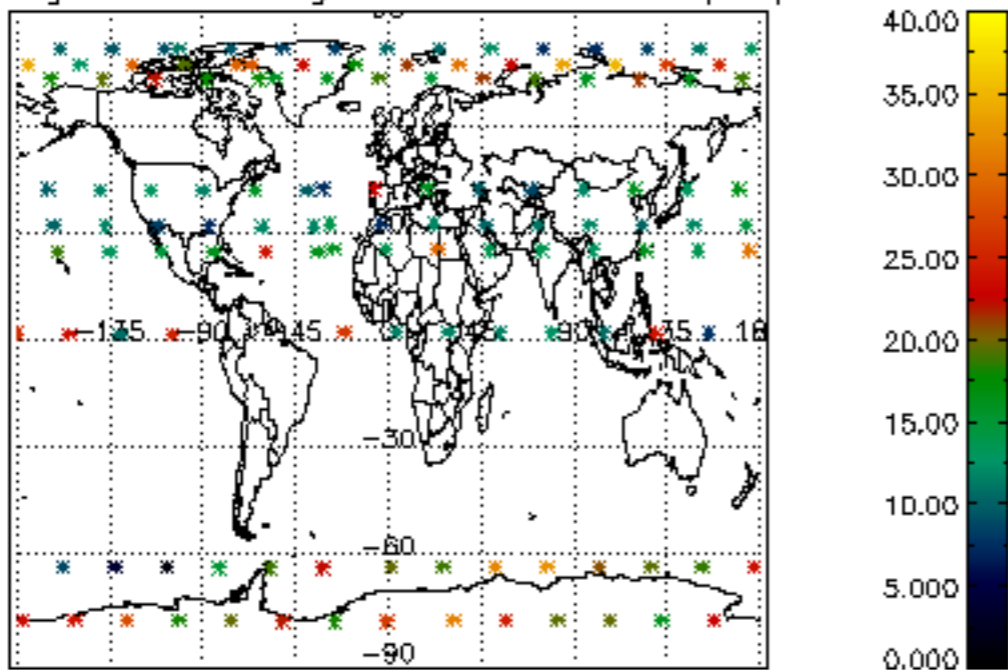
Percentage of cosmic ray hits per profile



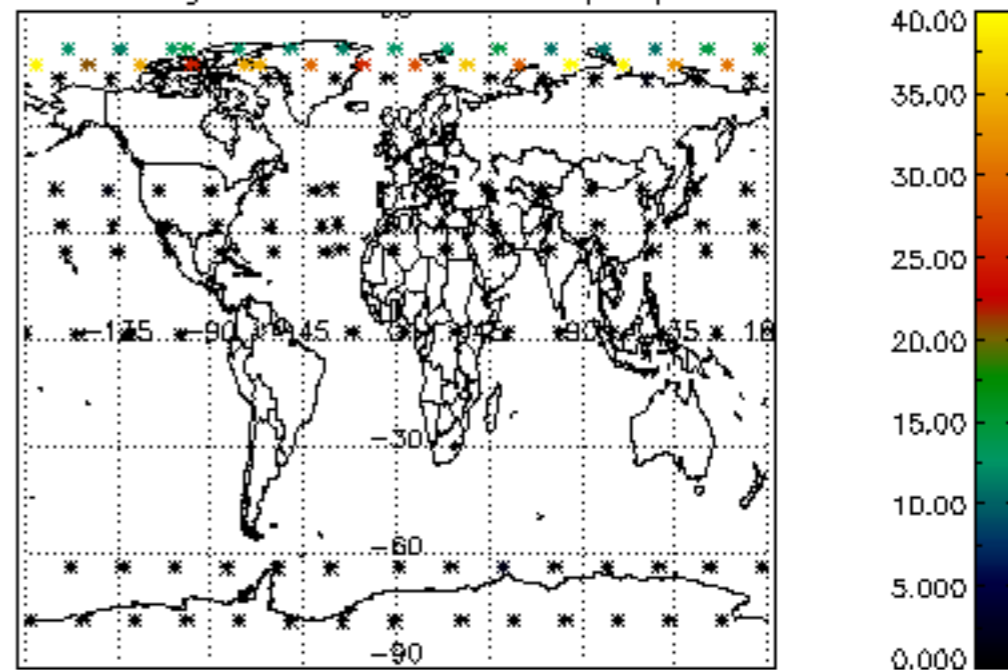
Percentage of datation errors per profile



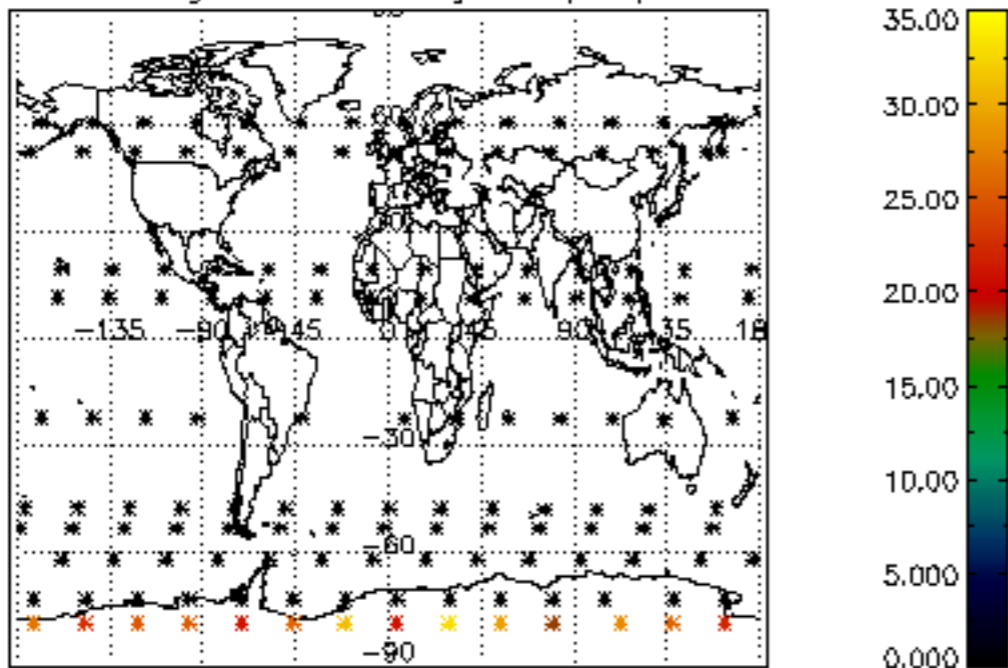
Percentage of star falling outside central band per profile



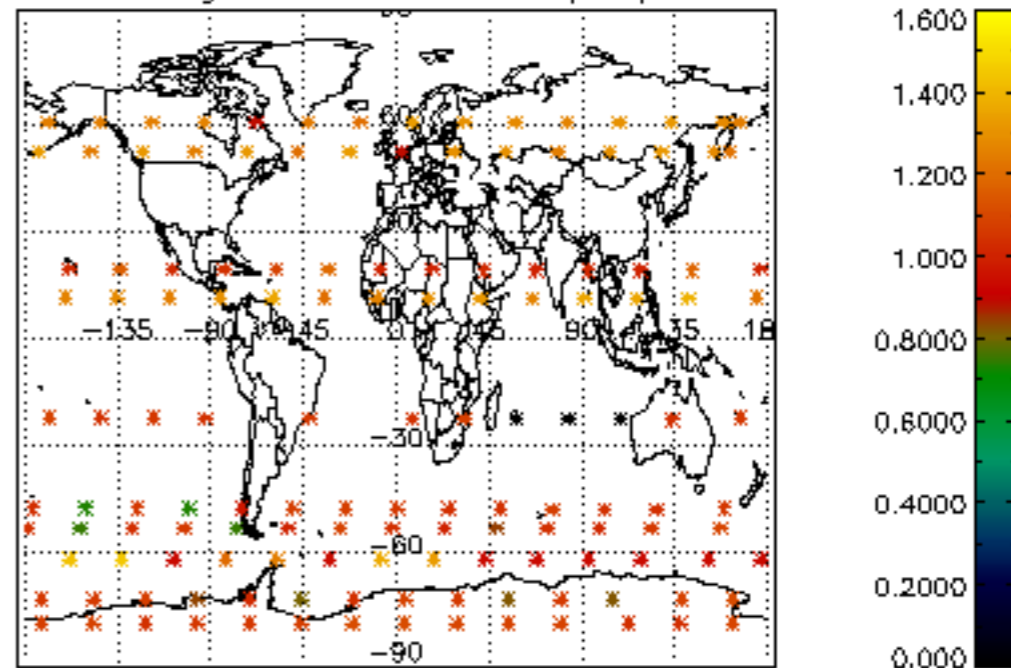
Percentage of saturation errors per profile



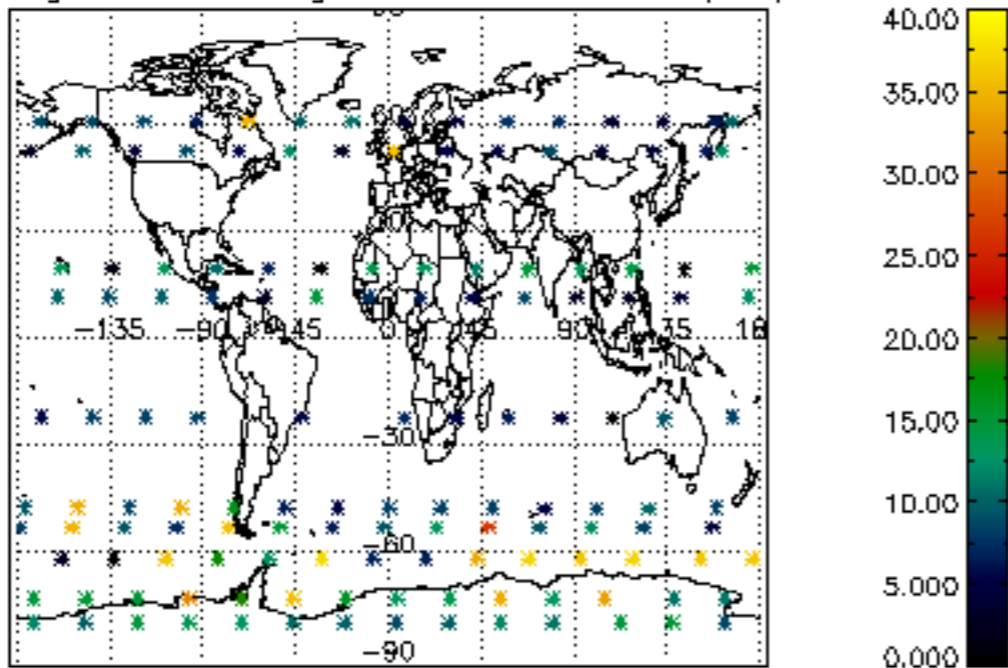
Percentage of cosmic ray hits per profile



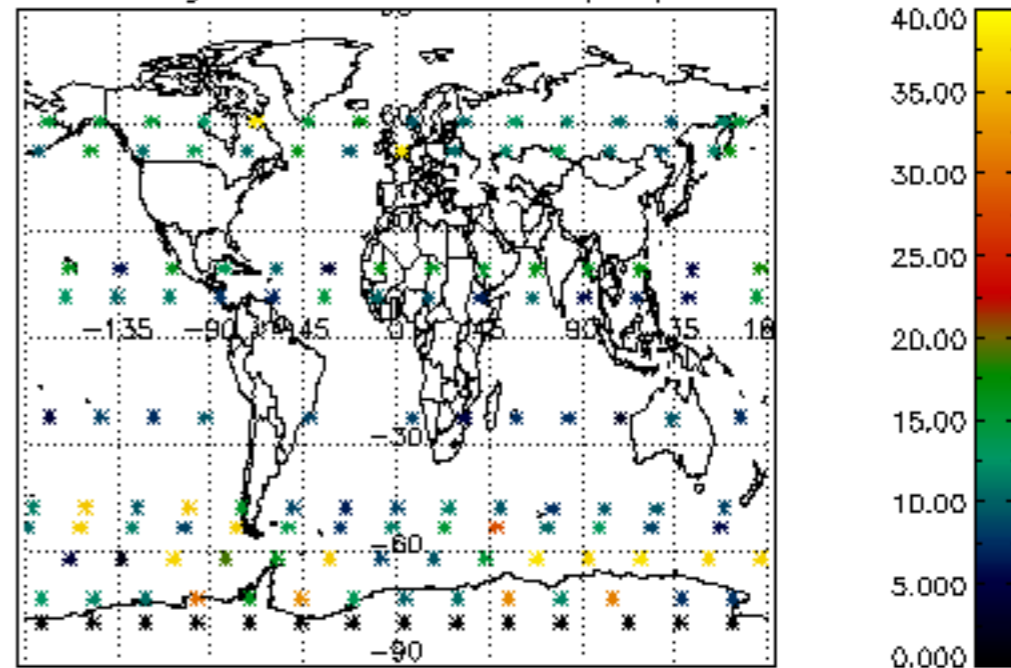
Percentage of datation errors per profile

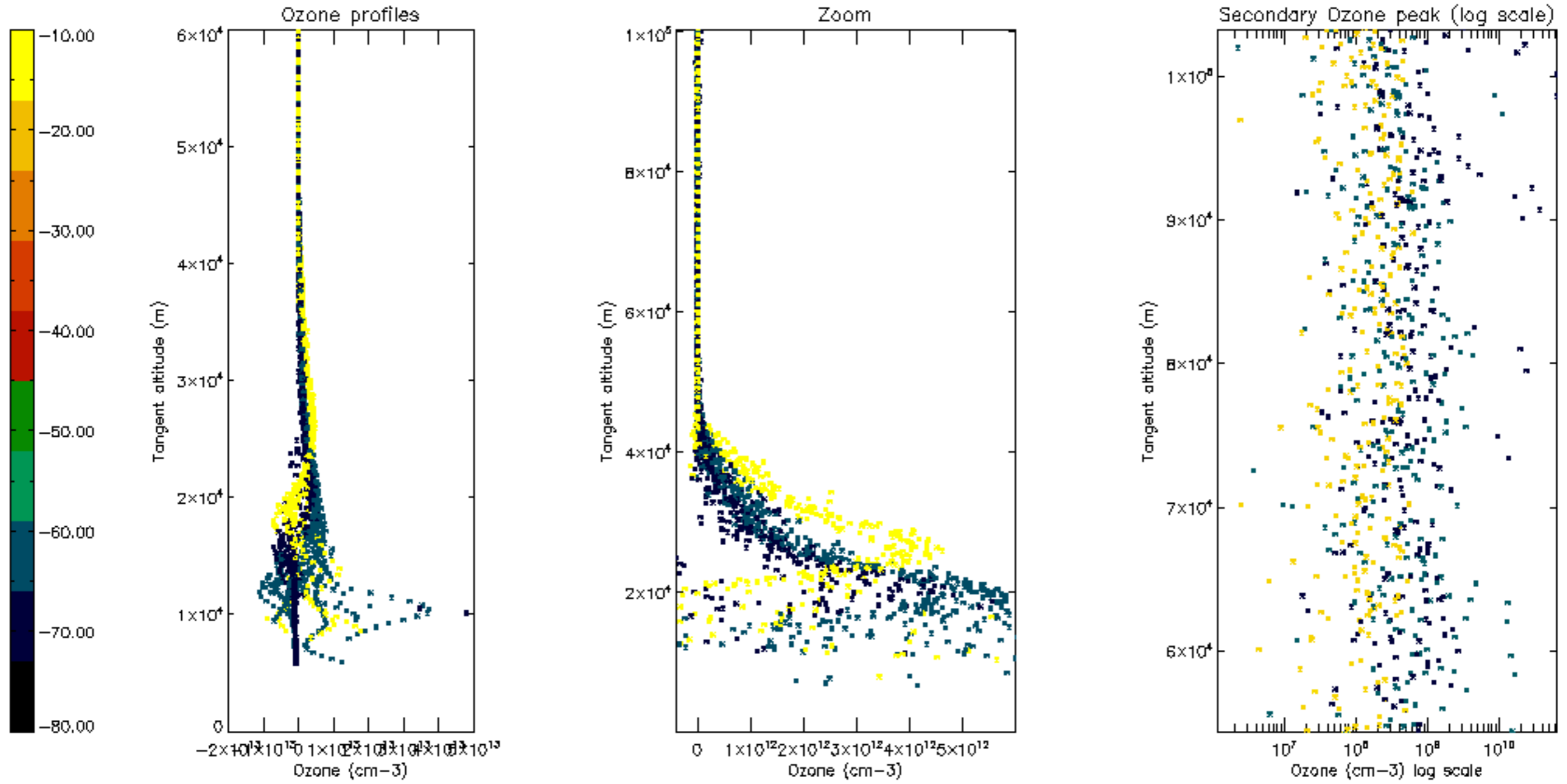


Percentage of star falling outside central band per profile

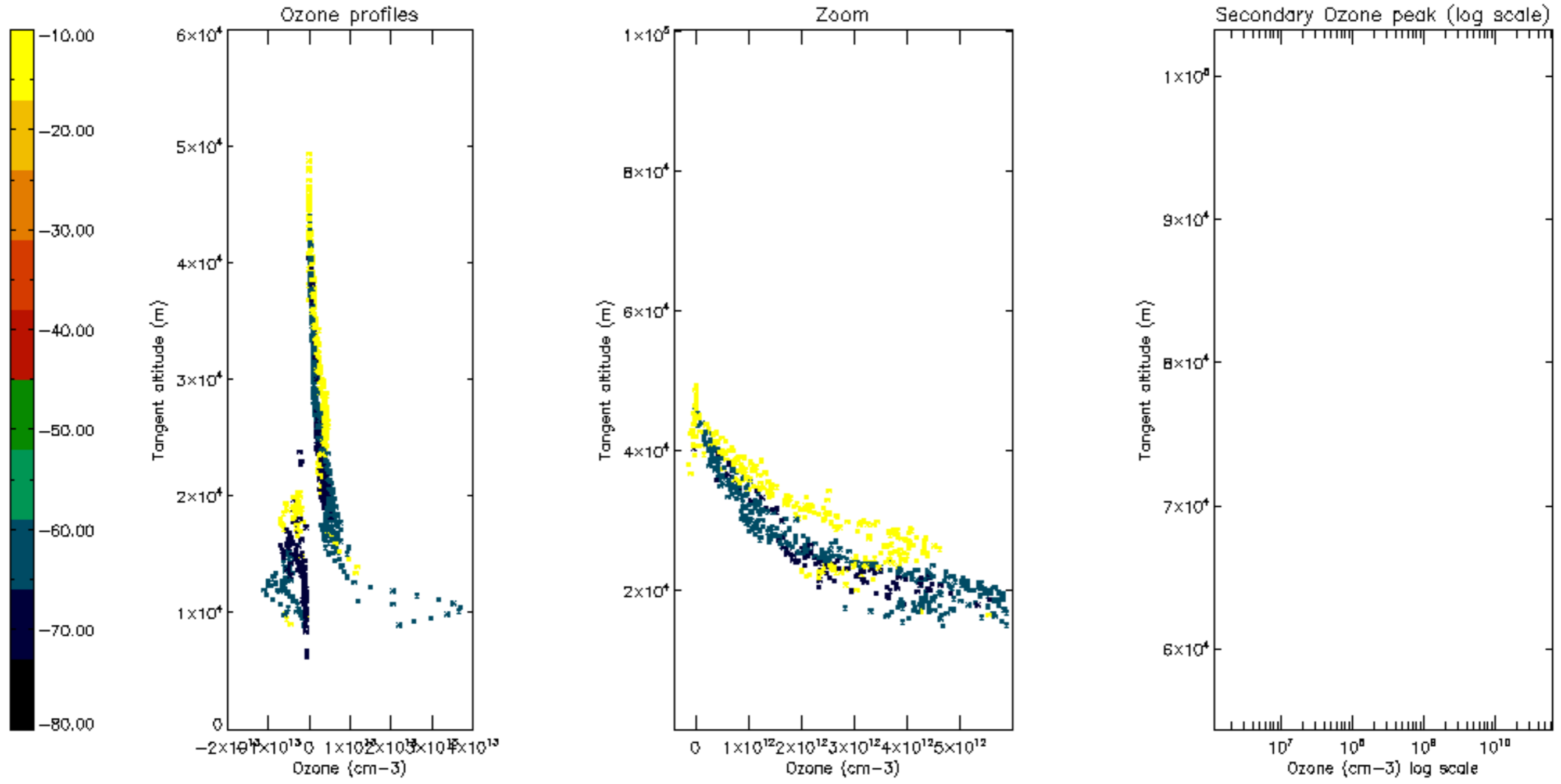


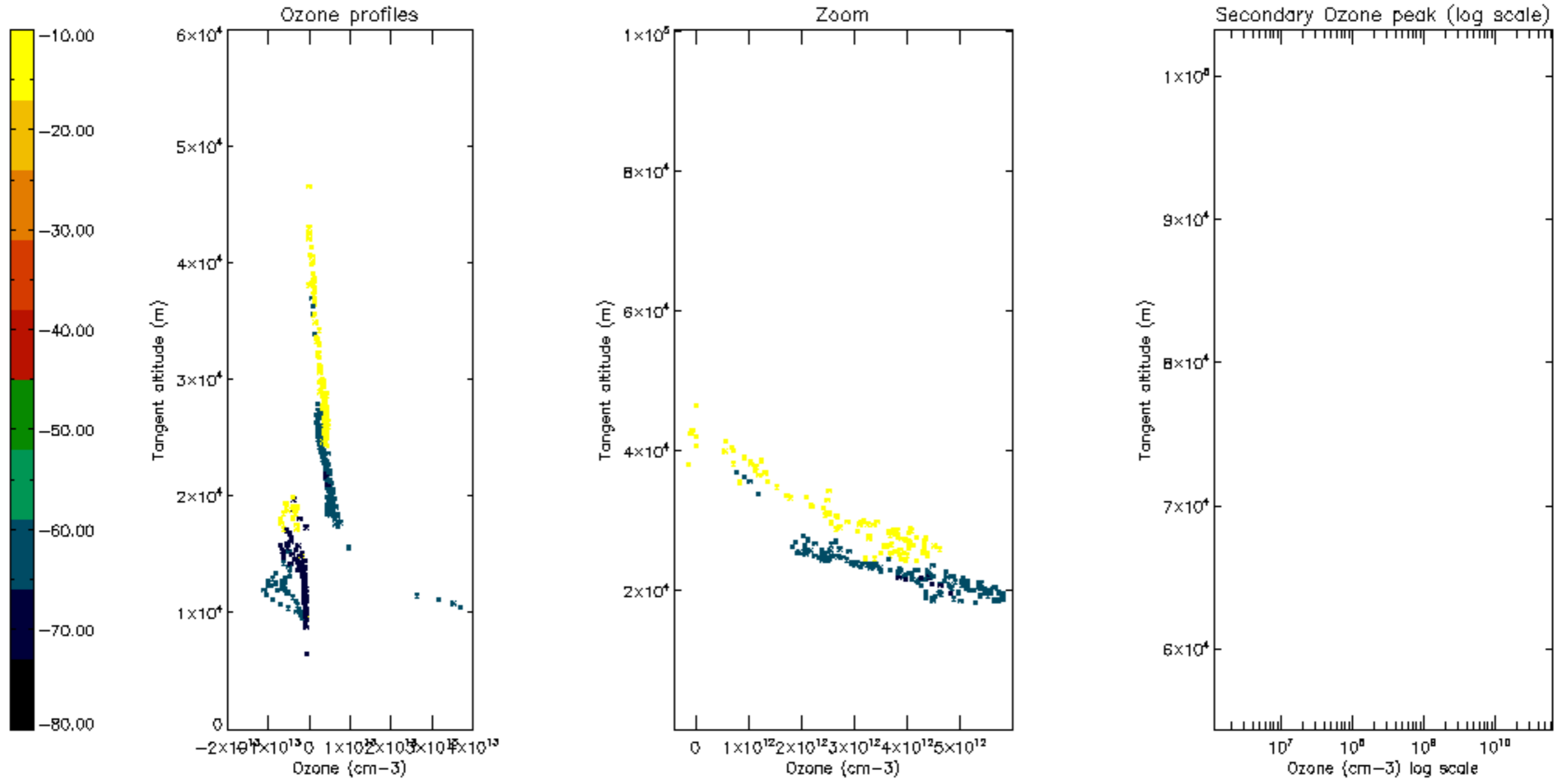
Percentage of saturation errors per profile

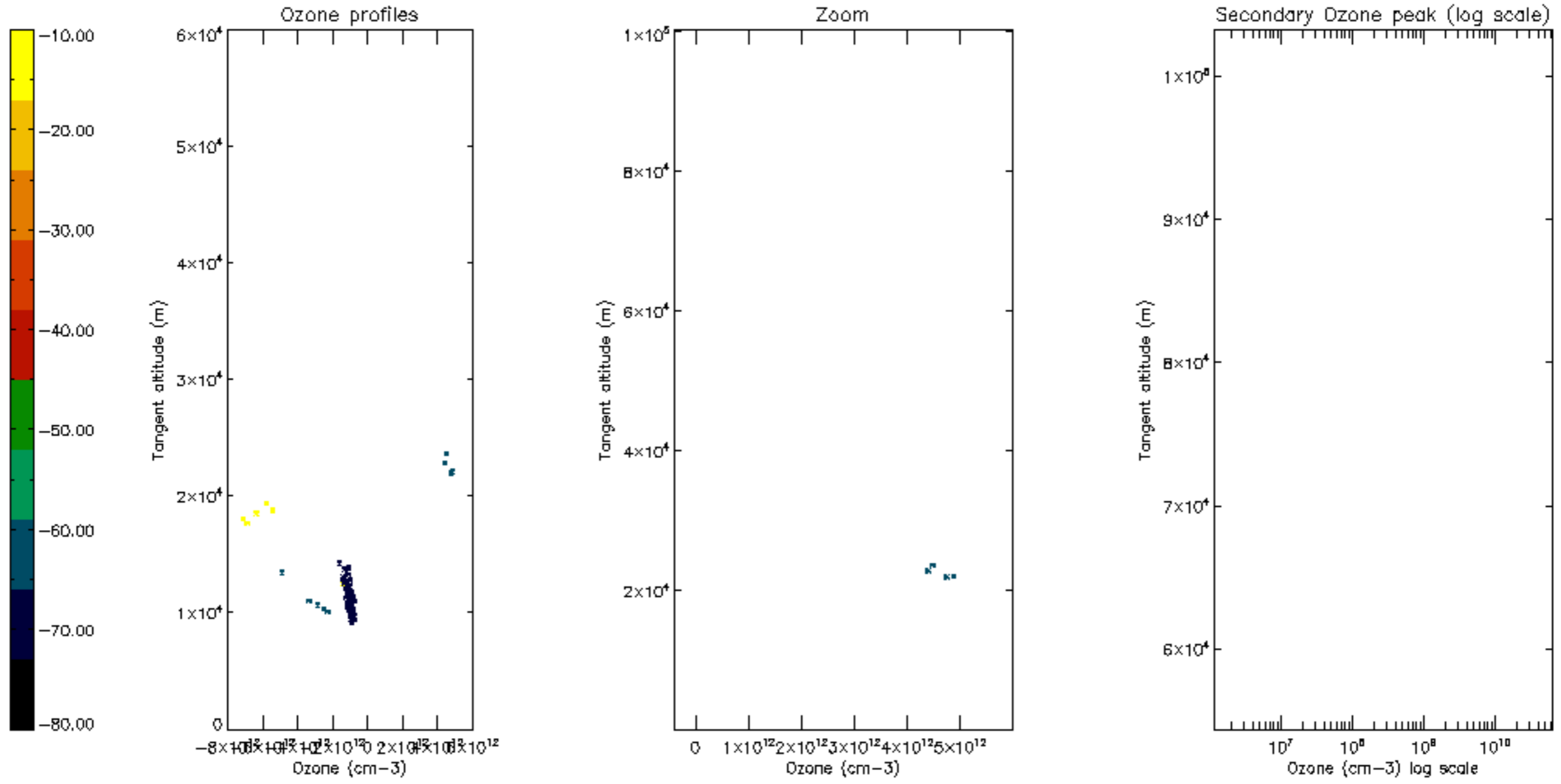


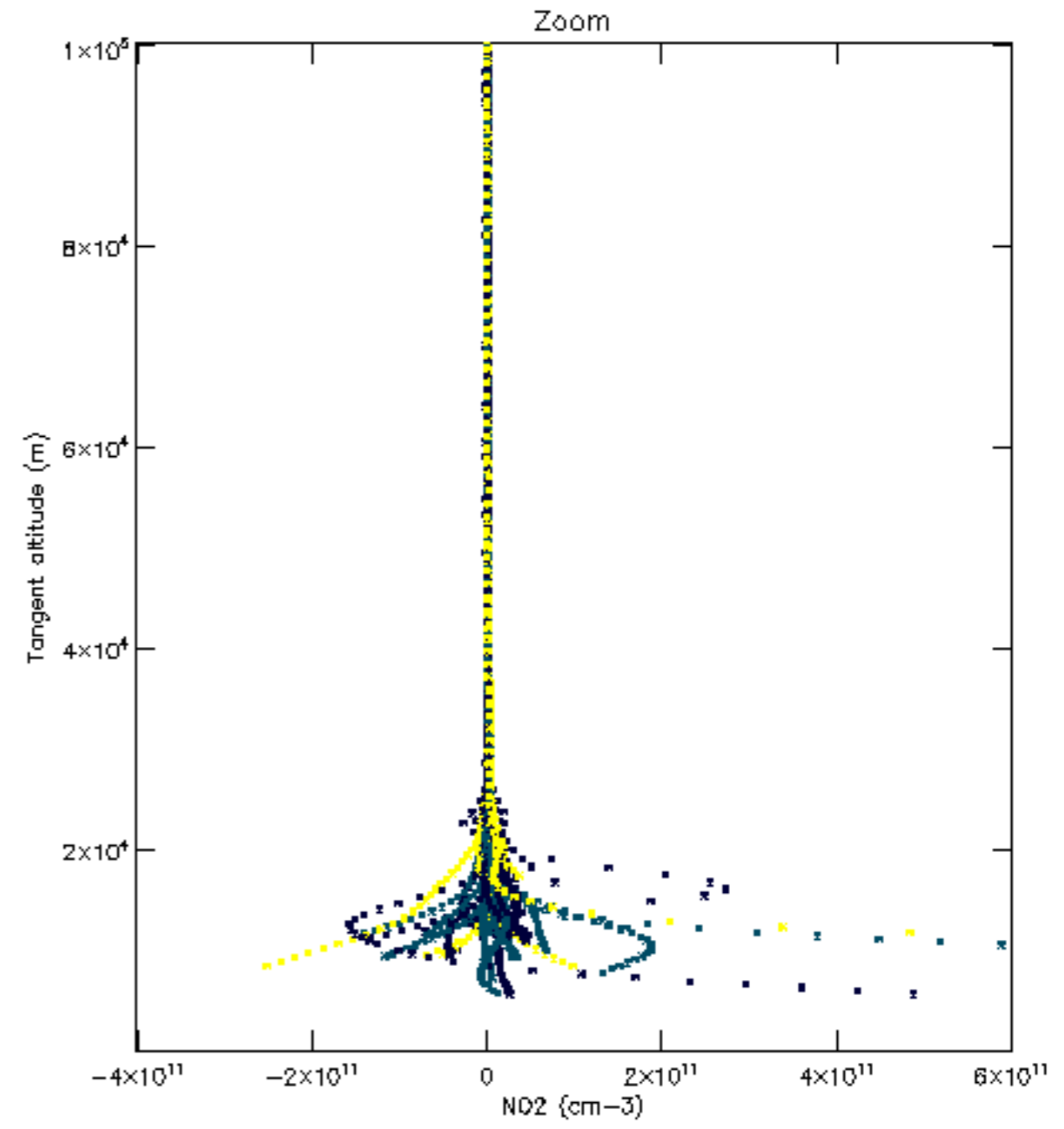
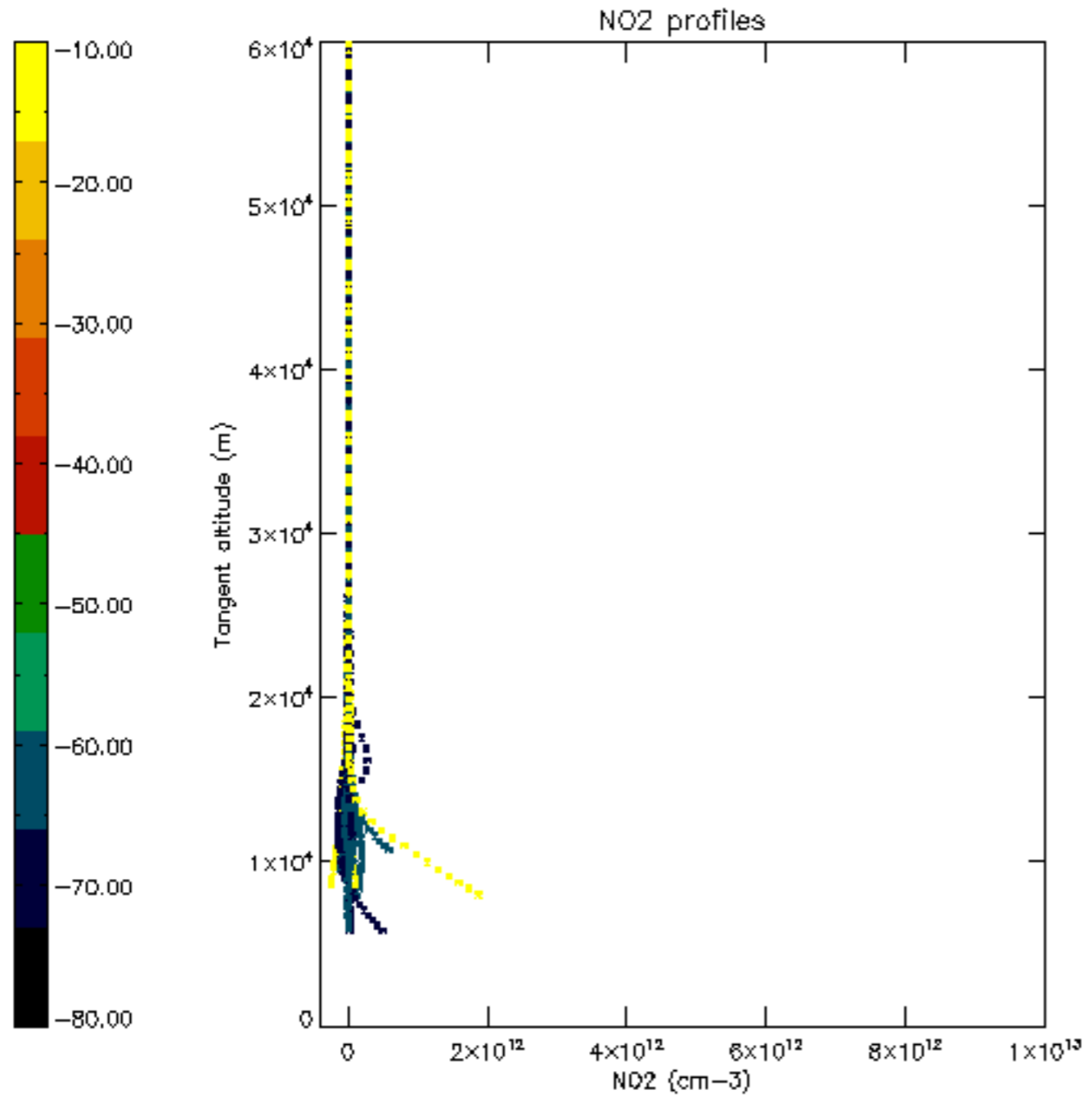




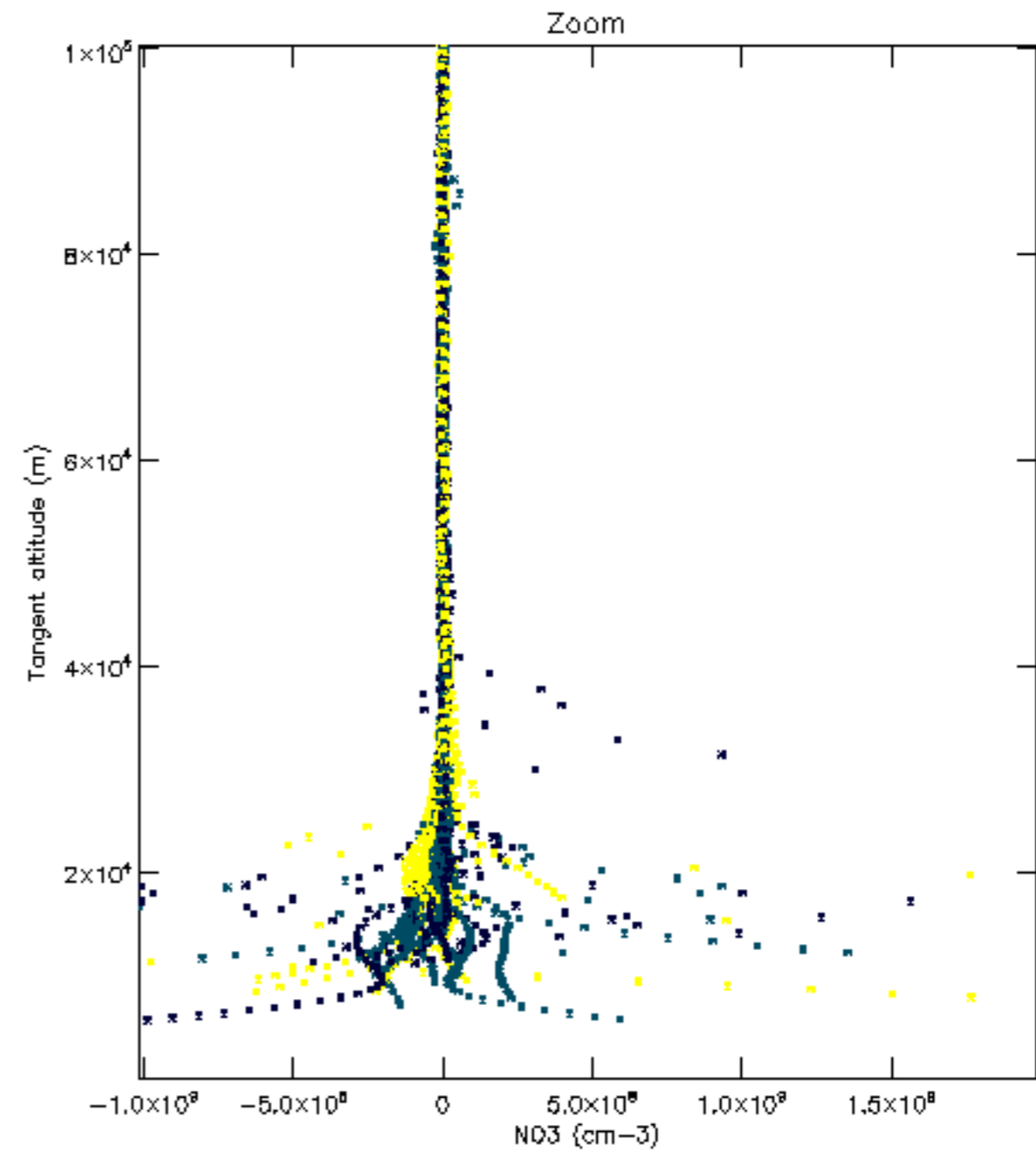
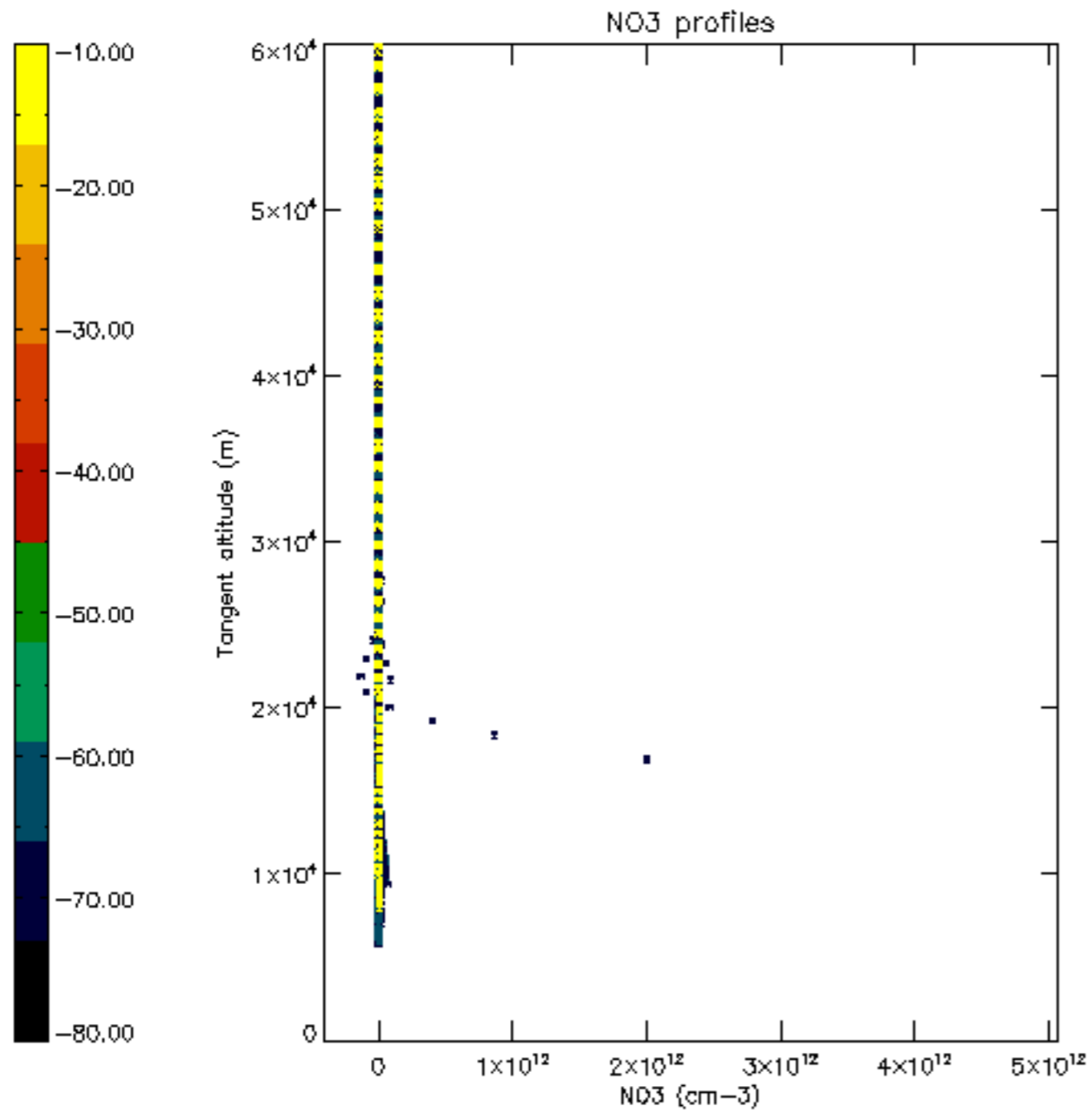


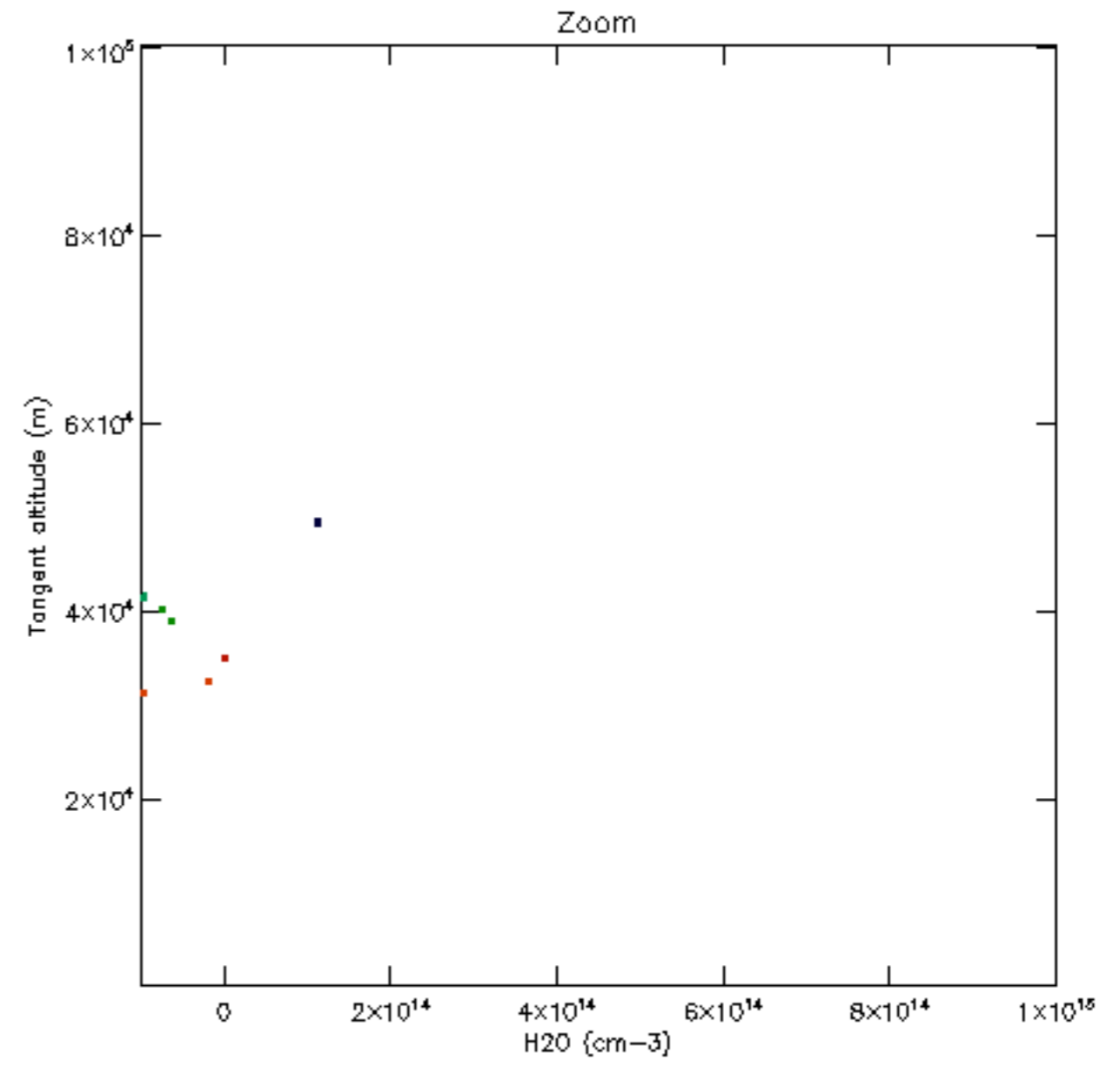
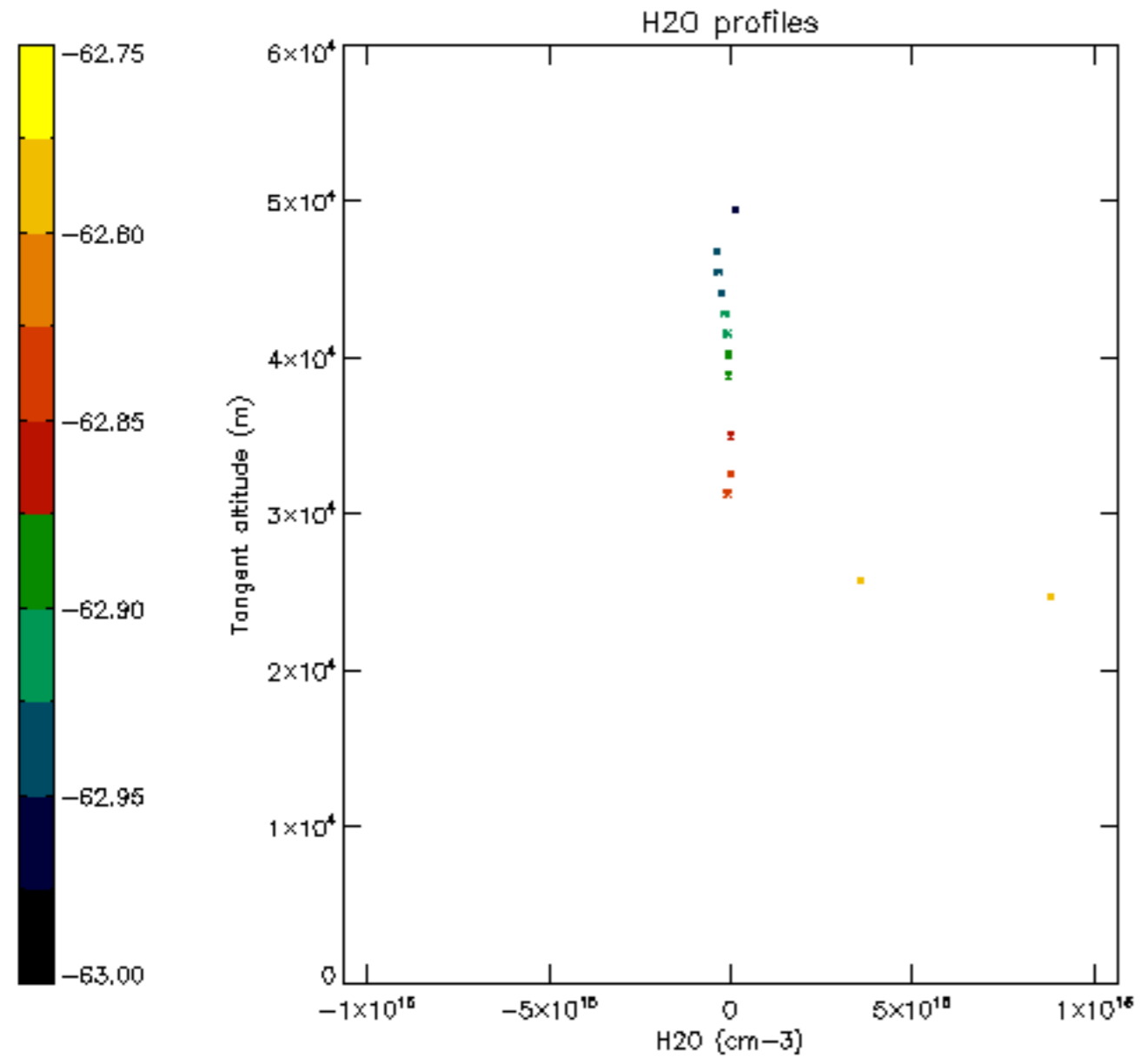


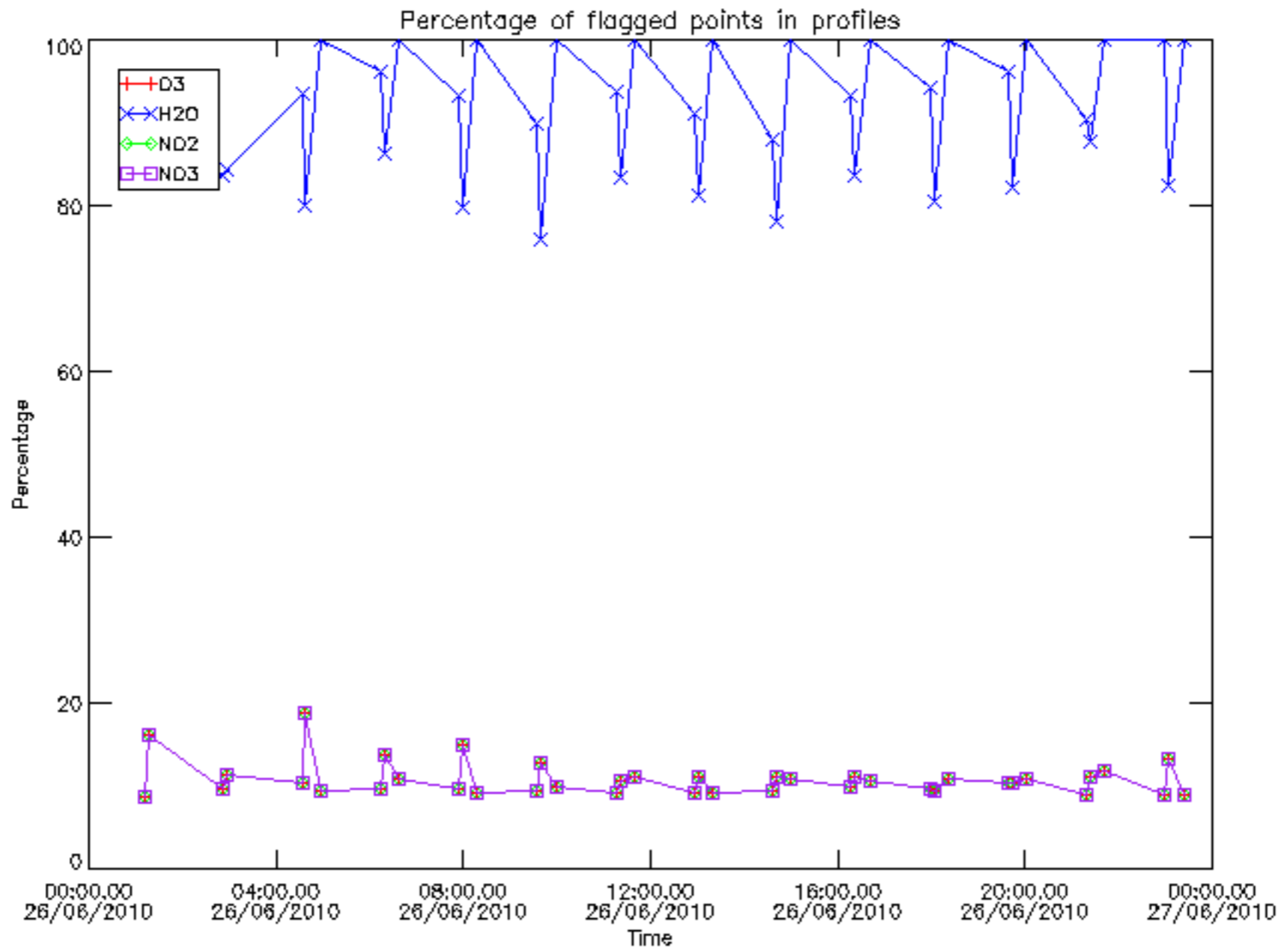




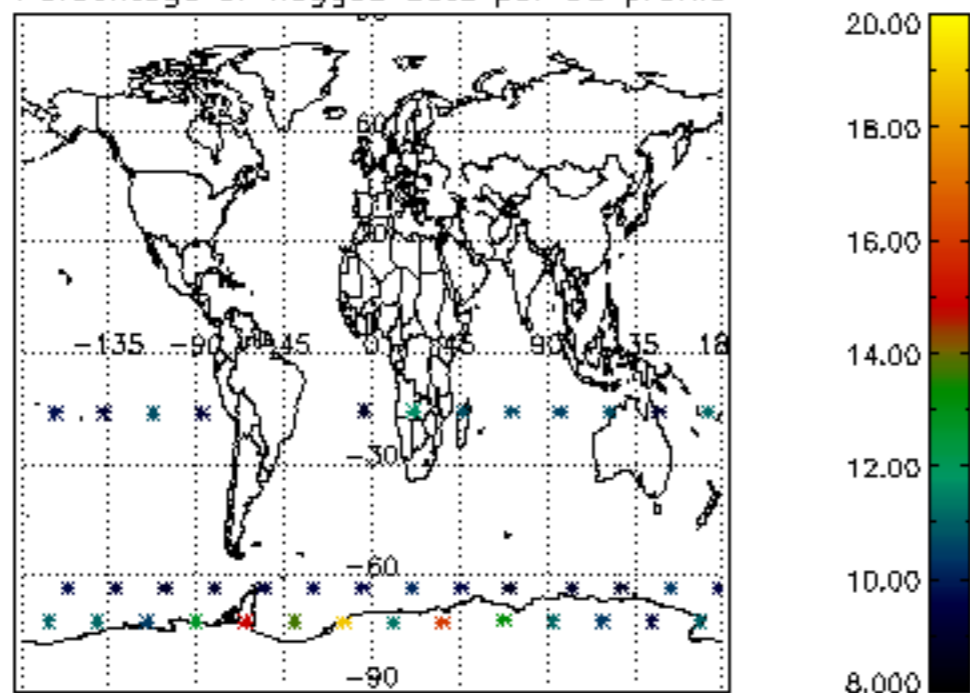




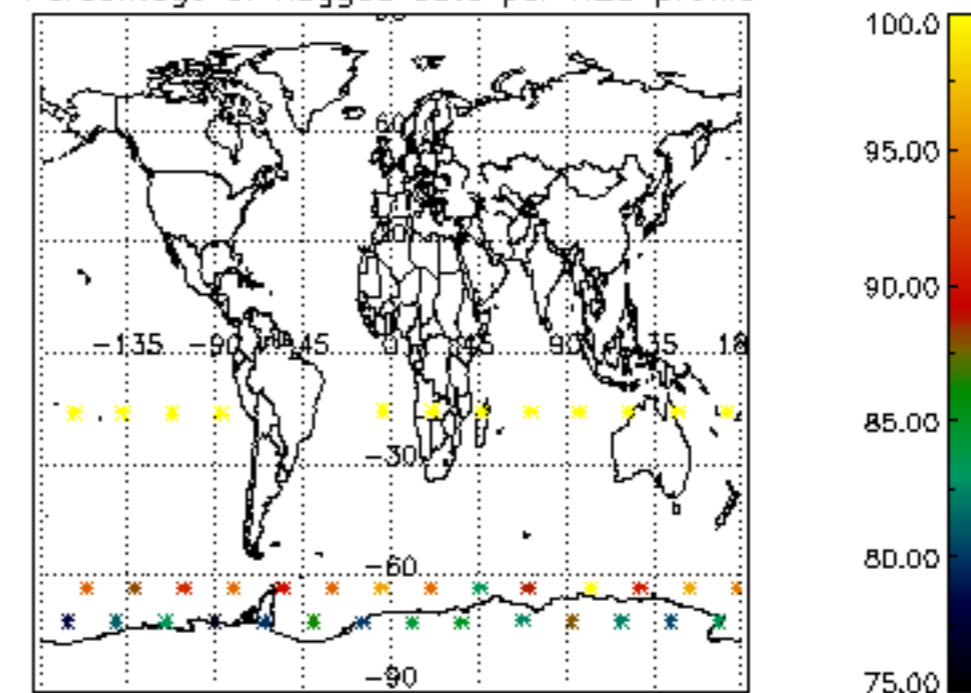




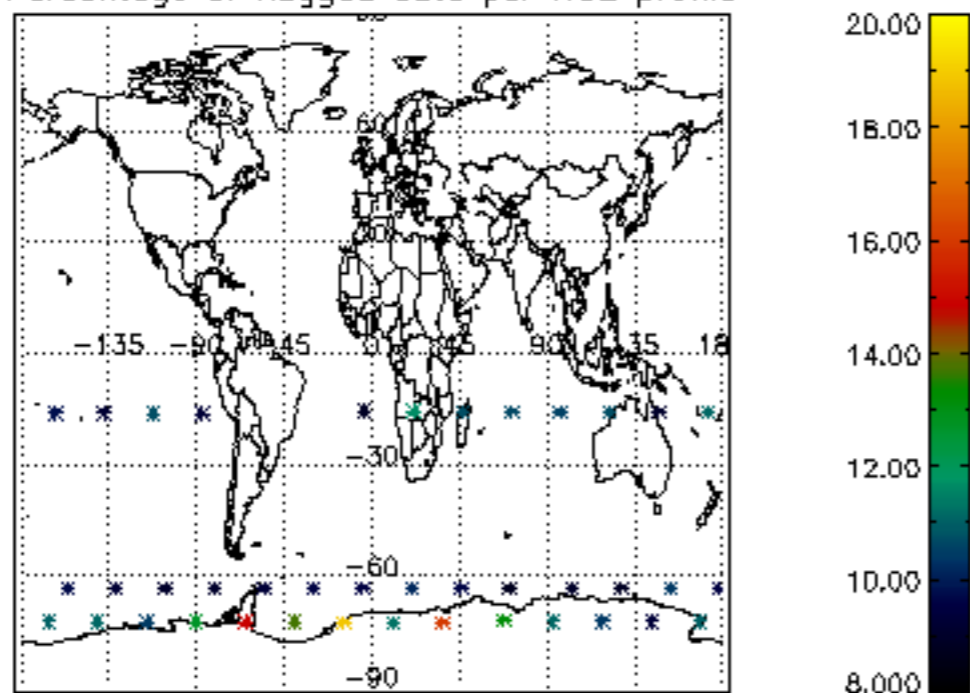
Percentage of flagged data per D3 profile



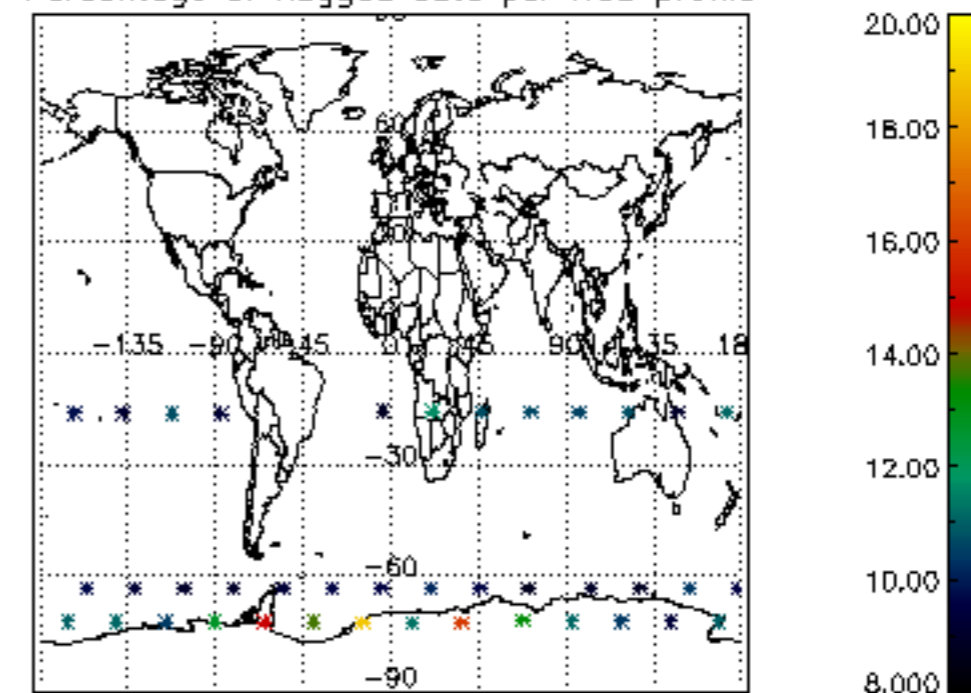
Percentage of flagged data per H2O profile



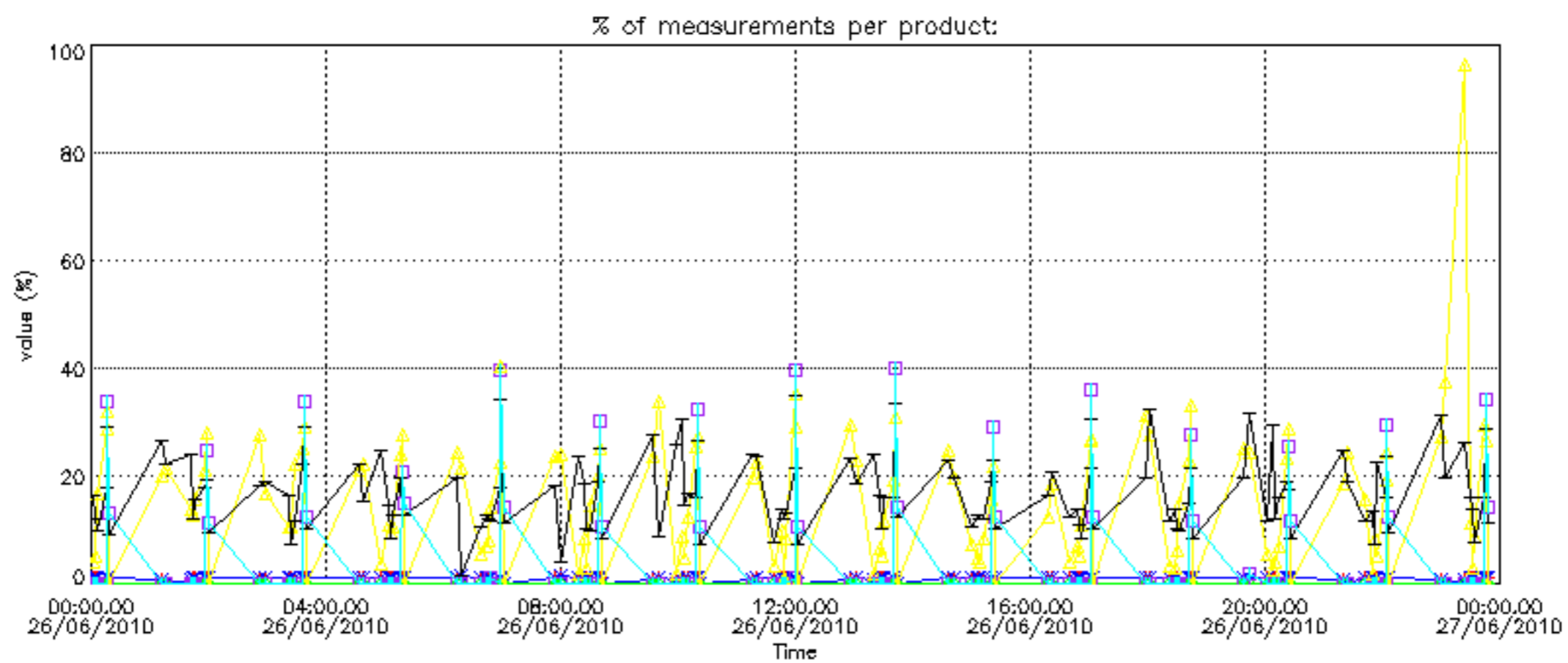
Percentage of flagged data per NO2 profile

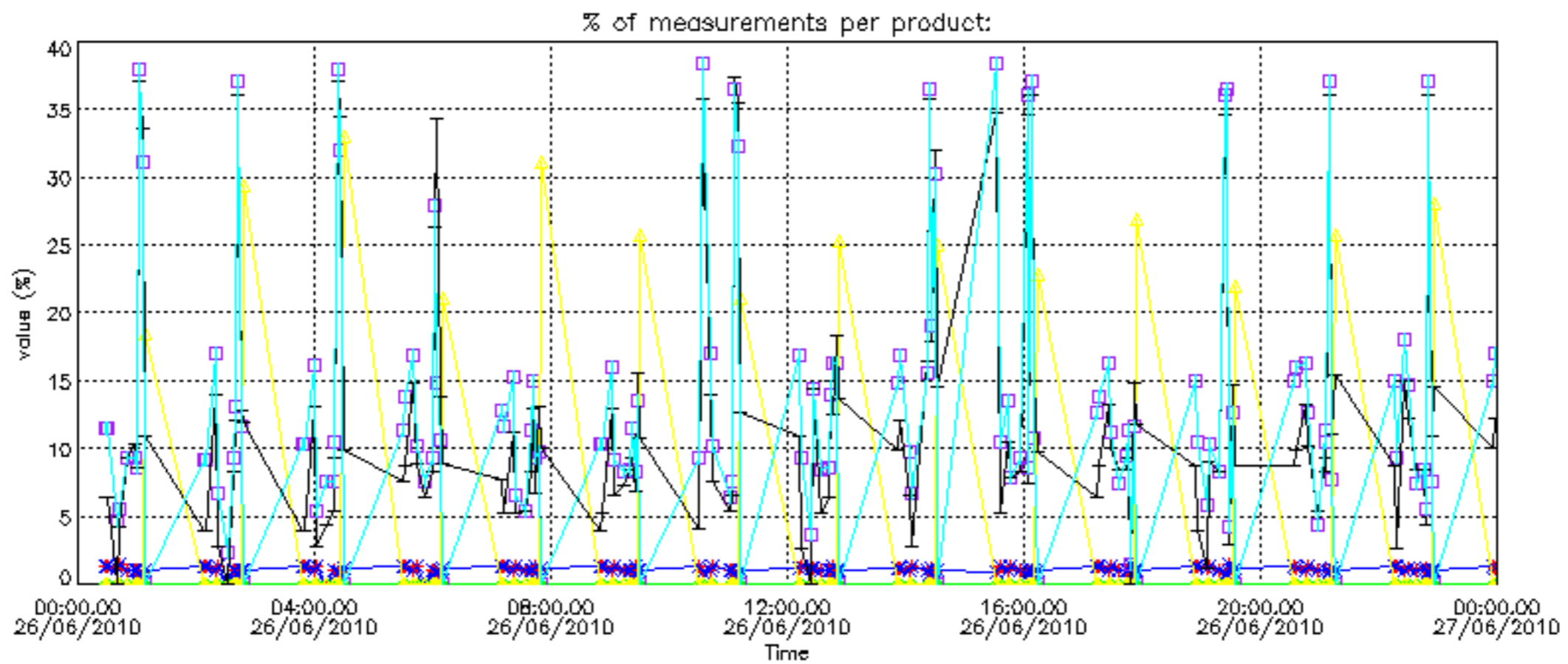


Percentage of flagged data per NO3 profile

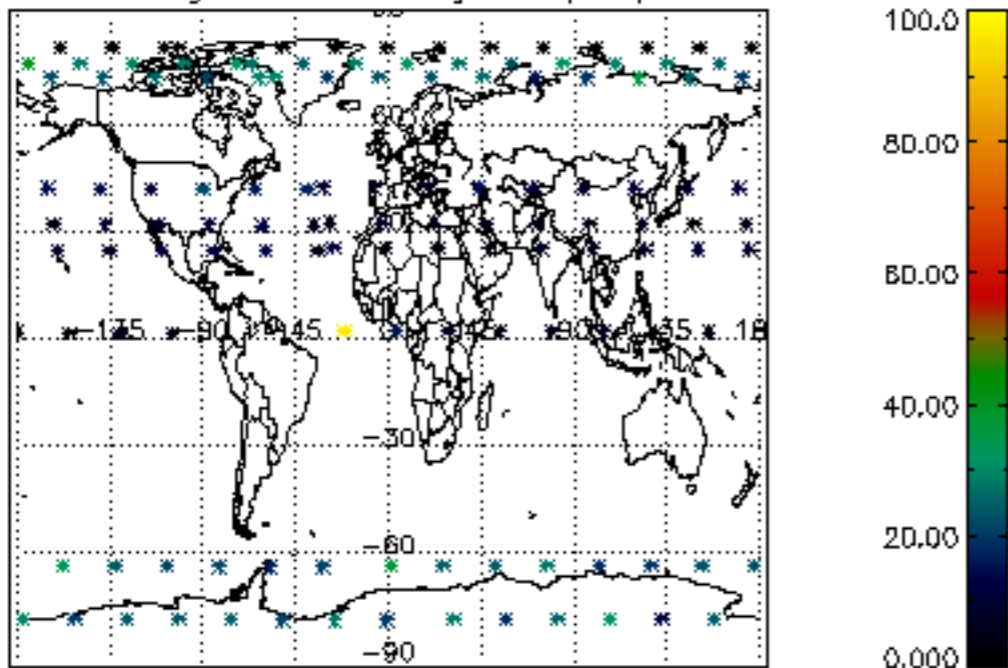




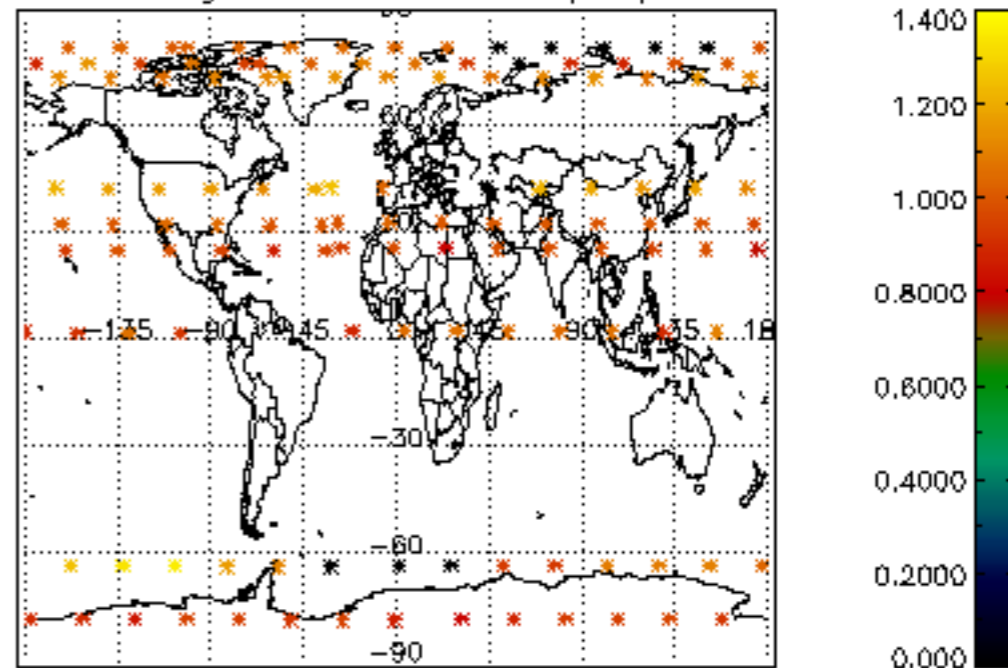




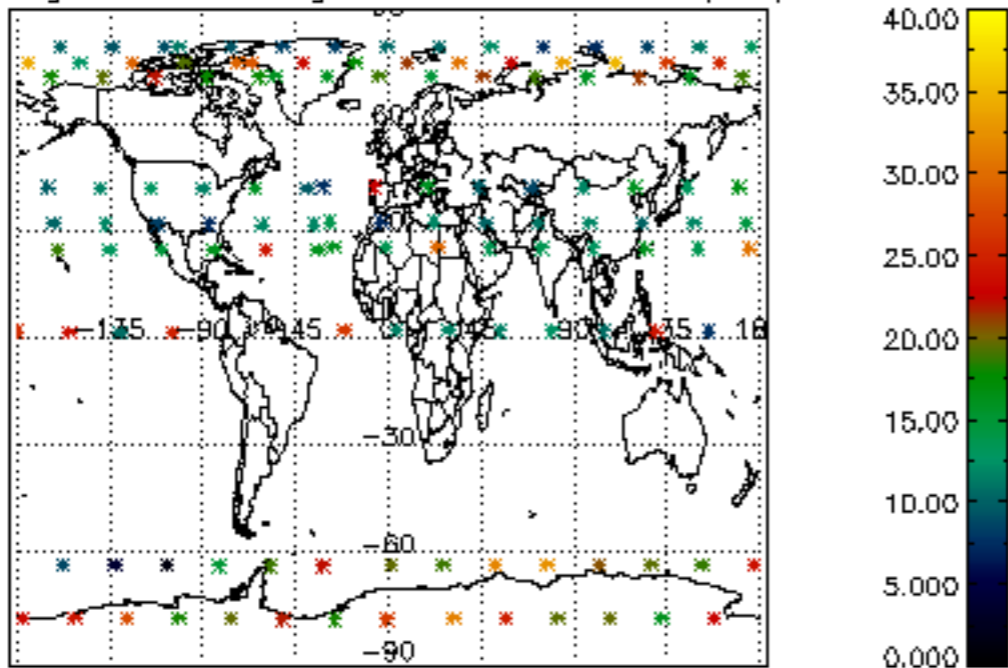
Percentage of cosmic ray hits per profile



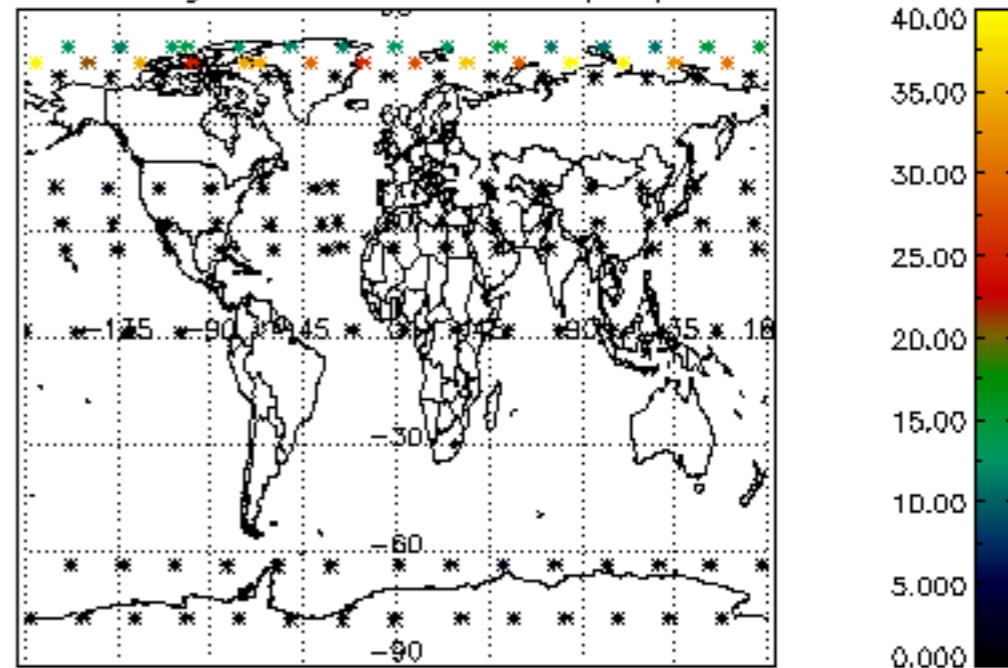
Percentage of datation errors per profile



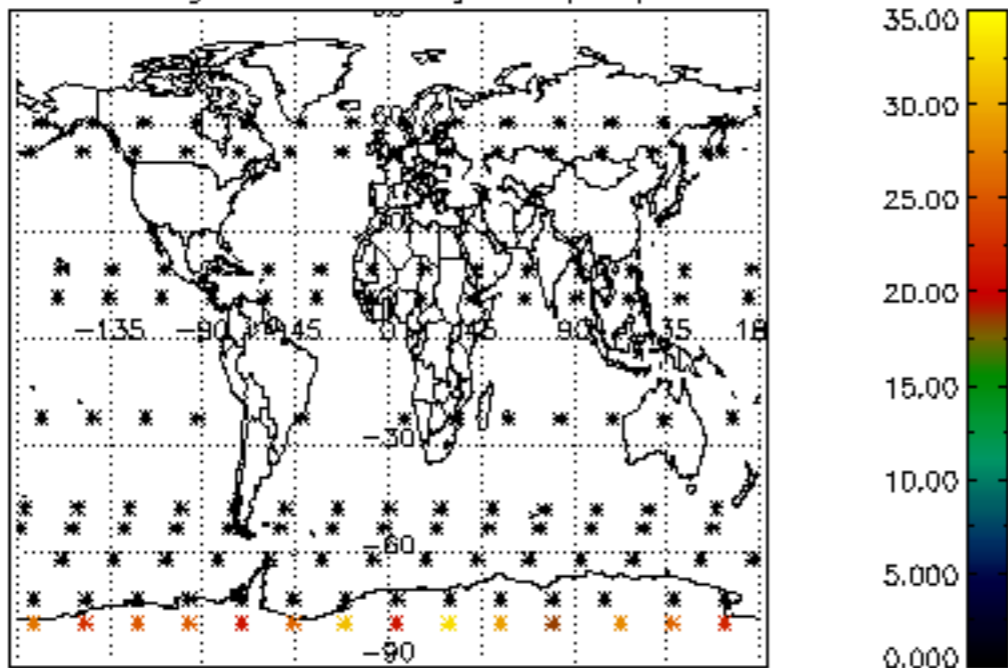
Percentage of star falling outside central band per profile



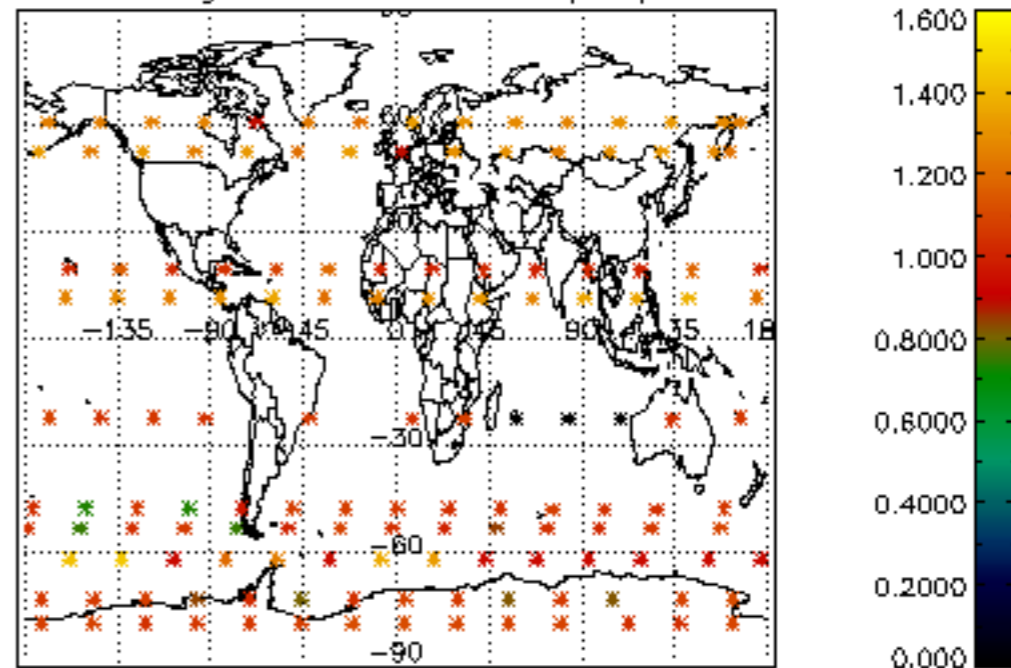
Percentage of saturation errors per profile



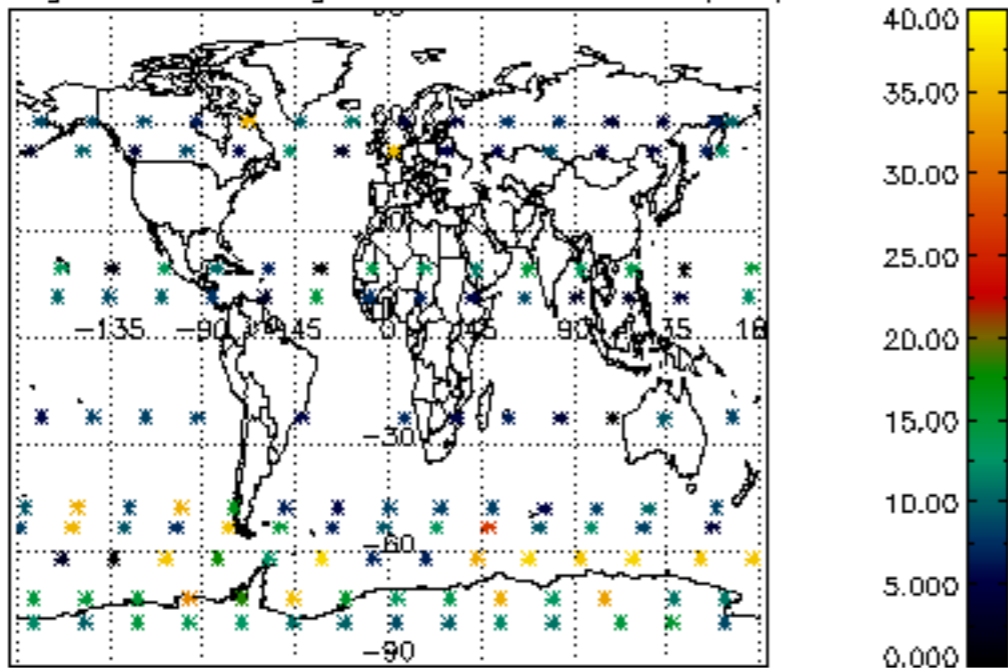
Percentage of cosmic ray hits per profile



Percentage of datation errors per profile



Percentage of star falling outside central band per profile



Percentage of saturation errors per profile

