

GOMOS Level 2 Daily Report

SUMMARY

[1. General Info](#)

[2. Summary of processed GOM_NL_2P products](#)

[3. Level 2 Quality information per product](#)

[3.1 Plot of level 2 quality information per product \(time dependant\)](#)

[3.2 Plot of level 2 quality information per product \(world map\)](#)

[4. Level 1 Quality information per product \(stored on level 2 products\)](#)

[4.1 Plot of level 1 quality information per product \(time dependant\)](#)

[4.1.1 Plot of level 1 quality information per product \(time dependant\): ASCENDING](#)

[4.1.2 Plot of level 1 quality information per product \(time dependant\): DESCENDING](#)

[4.2 Plot of level 1 quality information per product \(world map\)](#)

[4.2.1 Plot of level 1 quality information per product \(world map\): ASCENDING](#)

[4.2.2 Plot of level 1 quality information per product \(world map\): DESCENDING](#)

[5. Ozone profiles based on quality statistics and other trace gas profiles](#)

[5.1 Ozone statistics based on quality of products](#)

[5.2 Plot ozone profiles for all STD \(dark without errors\)](#)

[5.3 Plot ozone profiles where STD < 20% \(dark without errors\)](#)

[5.4. Plot ozone profiles where STD < 10% \(dark without errors\)](#)

[5.5. Plot ozone profiles where STD < 5% \(dark without errors\)](#)

[5.6 Plot NO2 profiles for all STD \(dark without errors\)](#)

[5.7 Plot NO3 profiles for all STD \(dark without errors\)](#)

[5.8 Plot H2O profiles \(only for occultations of stars 1,2,3,4,13,14,16,26,63 dark without errors\) for all STD](#)

[6. Auxiliary Data Files used for the production reported in section 2](#)

This report presents the daily analysis on parameters extracted from GOMOS level 2 data (GOM_NL__2P). It is intended to monitor some important parameters that will impact the quality of these products. A list of level 2 products (and content) that have arrived during the reporting day to the PCF is also given.

Item	Value
Time of report generation	29APR2013 12:16:38
Data source version	GOMOS/6.01
Start time of products	23-06-2010 (23JUN2010 00:00:00)
Stop time of products	24-06-2010 (24JUN2010 00:00:00)
Store outputs in DB	Yes
Nb of level 2 prods	287
Nb of prods with errors	0

2. Summary of processed GOM_NL__2P products.

Nr	Filename	UTC Start time	Limb	Duration	Star Id	Star Name	Star Mag	Star Temp	Nb Meas	Orbit	Prod. error
1	GOM_NL__2PRFIN20100623_000912_000000472090_00317_43457_6343.N1	23-JUN-2010 00:09:12	Twilight	46.500	38	20Eps Sgr	1.8360	11000.	93	43457	No
2	GOM_NL__2PRFIN20100623_001038_000000502090_00317_43457_6344.N1	23-JUN-2010 00:10:38	Bright	49.500	116	19Del Sgr	2.7000	4100.0	99	43457	No
3	GOM_NL__2PRFIN20100623_001249_000000512090_00317_43457_6345.N1	23-JUN-2010 00:12:49	Bright	50.500	155	41Pi Sgr	2.9000	6600.0	101	43457	No
4	GOM_NL__2PRFIN20100623_001542_000000342090_00317_43457_6346.N1	23-JUN-2010 00:15:42	Bright	33.500	86	35Eta Oph	2.4300	10200.	67	43457	No
5	GOM_NL__2PRFIN20100623_002142_000000402090_00317_43457_6347.N1	23-JUN-2010 00:21:42	Bright	39.500	126	60Bet Oph	2.7700	4250.0	79	43457	No
6	GOM_NL__2PRFIN20100623_002407_000000422090_00317_43457_6348.N1	23-JUN-2010 00:24:07	Bright	41.500	59	55Alp Oph	2.0800	8900.0	83	43457	No
7	GOM_NL__2PRFIN20100623_002920_000000372090_00317_43457_6349.N1	23-JUN-2010 00:29:20	Bright	36.500	133	40Zet Her	2.8070	6000.0	73	43457	No
8	GOM_NL__2PRFIN20100623_003353_000000522090_00317_43457_6350.N1	23-JUN-2010 00:33:53	Bright	51.500	5	3Alp Lyr	0.033000	11000.	103	43457	No
9	GOM_NL__2PRFIN20100623_003547_000000372090_00317_43457_6351.N1	23-JUN-2010 00:35:47	Bright	36.500	130	23Bet Dra	2.7990	5800.0	73	43457	No
10	GOM_NL__2PRFIN20100623_004537_000000472090_00317_43457_6352.N1	23-JUN-2010 00:45:37	Bright	47.000	89	5Alp Cep	2.4510	8000.0	94	43457	No
11	GOM_NL__2PRFIN20100623_005233_000000492090_00317_43457_6353.N1	23-JUN-2010 00:52:33	Bright	49.000	74	11Bet Cas	2.2680	6600.0	98	43457	No
12	GOM_NL__2PRFIN20100623_005404_000000582090_00317_43457_6354.N1	23-JUN-2010 00:54:04	Bright	58.000	68	18Alp Cas	2.2250	4500.0	116	43457	No
13	GOM_NL__2PRFIN20100623_005618_000000472090_00317_43457_6355.N1	23-JUN-2010 00:56:18	Bright	46.500	160	23Gam Per	2.9300	4700.0	93	43457	No
14	GOM_NL__2PRFIN20100623_005943_000000462090_00317_43457_6356.N1	23-JUN-2010 00:59:43	Bright	46.000	73	57Gam1And	2.2600	13100.	92	43457	No
15	GOM_NL__2PRFIN20100623_010207_000000452090_00317_43457_6357.N1	23-JUN-2010 01:02:07	Twilight	45.000	173	4Bet Tri	3.0040	8900.0	90	43457	No
16	GOM_NL__2PRFIN20100623_010557_000000462090_00317_43457_6358.N1	23-JUN-2010 01:05:57	Dark	46.000	50	13Alp Ari	2.0070	4250.0	92	43457	No
17	GOM_NL__2PRFIN20100623_011047_000000362090_00317_43457_6359.N1	23-JUN-2010 01:10:47	Dark	36.000	94	92Alp Cet	2.5260	3100.0	72	43457	No
18	GOM_NL__2PRFIN20100623_012853_000000482090_00317_43457_6360.N1	23-JUN-2010 01:28:53	Dark	47.500	84	Alp Phe	2.3970	4500.0	95	43457	No
19	GOM_NL__2PRFIN20100623_013520_000000502090_00318_43458_6340.N1	23-JUN-2010 01:35:20	Dark	49.500	63	Bet Gru	2.1500	2800.0	99	43458	No
20	GOM_NL__2PRFIN20100623_013722_000000512090_00318_43458_6341.N1	23-JUN-2010 01:37:22	Straylight	51.000	31	Alp Gru	1.7340	15200.	102	43458	No
21	GOM_NL__2PRFIN20100623_014032_000000422090_00318_43458_6342.N1	23-JUN-2010 01:40:32	Straylight	42.000	45	Alp Pav	1.9400	26000.	84	43458	No
22	GOM_NL__2PRFIN20100623_014948_000000472090_00318_43458_6343.N1	23-JUN-2010 01:49:48	Twilight	46.500	38	20Eps Sgr	1.8360	11000.	93	43458	No
23	GOM_NL__2PRFIN20100623_015114_000000532090_00318_43458_6344.N1	23-JUN-2010 01:51:14	Bright	53.000	116	19Del Sgr	2.7000	4100.0	106	43458	No
24	GOM_NL__2PRFIN20100623_015325_000000522090_00318_43458_6345.N1	23-JUN-2010 01:53:25	Bright	52.000	155	41Pi Sgr	2.9000	6600.0	104	43458	No
25	GOM_NL__2PRFIN20100623_020218_000000412090_00318_43458_6346.N1	23-JUN-2010 02:02:18	Bright	40.500	126	60Bet Oph	2.7700	4250.0	81	43458	No
26	GOM_NL__2PRFIN20100623_020443_000000402090_00318_43458_6347.N1	23-JUN-2010 02:04:43	Bright	40.000	59	55Alp Oph	2.0800	8900.0	80	43458	No
27	GOM_NL__2PRFIN20100623_020956_000000392090_00318_43458_6348.N1	23-JUN-2010 02:09:56	Bright	38.500	133	40Zet Her	2.8070	6000.0	77	43458	No
28	GOM_NL__2PRFIN20100623_021428_000000472090_00318_43458_6349.N1	23-JUN-2010 02:14:28	Bright	47.000	5	3Alp Lyr	0.033000	11000.	94	43458	No
29	GOM_NL__2PRFIN20100623_021622_000000402090_00318_43458_6350.N1	23-JUN-2010 02:16:22	Bright	39.500	130	23Bet Dra	2.7990	5800.0	79	43458	No
30	GOM_NL__2PRFIN20100623_022612_000000452090_00318_43458_6351.N1	23-JUN-2010 02:26:12	Bright	45.000	89	5Alp Cep	2.4510	8000.0	90	43458	No
31	GOM_NL__2PRFIN20100623_023308_000000452090_00318_43458_6352.N1	23-JUN-2010 02:33:08	Bright	45.000	74	11Bet Cas	2.2680	6600.0	90	43458	No
32	GOM_NL__2PRFIN20100623_023440_000000482090_00318_43458_6353.N1	23-JUN-2010 02:34:40	Bright	47.500	68	18Alp Cas	2.2250	4500.0	95	43458	No
33	GOM_NL__2PRFIN20100623_023653_000000452090_00318_43458_6354.N1	23-JUN-2010 02:36:53	Bright	44.500	160	23Gam Per	2.9300	4700.0	89	43458	No
34	GOM_NL__2PRFIN20100623_024019_000000602090_00318_43458_6355.N1	23-JUN-2010 02:40:19	Bright	60.000	73	57Gam1And	2.2600	13100.	120	43458	No
35	GOM_NL__2PRFIN20100623_024243_000000452090_00318_43458_6356.N1	23-JUN-2010 02:42:43	Twilight	44.500	173	4Bet Tri	3.0040	8900.0	89	43458	No
36	GOM_NL__2PRFIN20100623_024633_000000492090_00318_43458_6357.N1	23-JUN-2010 02:46:33	Dark	49.000	50	13Alp Ari	2.0070	4250.0	98	43458	No
37	GOM_NL__2PRFIN20100623_025123_000000372090_00318_43458_6358.N1	23-JUN-2010 02:51:23	Dark	36.500	94	92Alp Cet	2.5260	3100.0	73	43458	No
38	GOM_NL__2PRFIN20100623_030930_000000152090_00318_43458_6359.N1	23-JUN-2010 03:09:30	Dark	14.500	84	Alp Phe	2.3970	4500.0	29	43458	No
39	GOM_NL__2PRFIN20100623_031557_000000542090_00319_43459_6340.N1	23-JUN-2010 03:15:57	Dark	53.500	63	Bet Gru	2.1500	2800.0	107	43459	No
40	GOM_NL__2PRFIN20100623_031759_000000512090_00319_43459_6341.N1	23-JUN-2010 03:17:59	Straylight	51.000	31	Alp Gru	1.7340	15200.	102	43459	No
41	GOM_NL__2PRFIN20100623_032109_000000402090_00319_43459_6342.N1	23-JUN-2010 03:21:09	Straylight	40.000	45	Alp Pav	1.9400	26000.	80	43459	No
42	GOM_NL__2PRFIN20100623_033025_000000472090_00319_43459_6343.N1	23-JUN-2010 03:30:25	Twilight	46.500	38	20Eps Sgr	1.8360	11000.	93	43459	No

43	GOM_NL__2PRFIN20100623_033150_00000522090_00319_43459_6344.N1	23-JUN-2010 03:31:50	Bright	51.500	116	19Del Sgr	2.7000	4100.0	103	43459	No
44	GOM_NL__2PRFIN20100623_033401_00000492090_00319_43459_6345.N1	23-JUN-2010 03:34:01	Bright	48.500	155	41Pi Sgr	2.9000	6600.0	97	43459	No
45	GOM_NL__2PRFIN20100623_034254_00000422090_00319_43459_6346.N1	23-JUN-2010 03:42:54	Bright	42.000	126	60Bet Oph	2.7700	4250.0	84	43459	No
46	GOM_NL__2PRFIN20100623_034518_00000422090_00319_43459_6347.N1	23-JUN-2010 03:45:18	Bright	41.500	59	55Alp Oph	2.0800	8900.0	83	43459	No
47	GOM_NL__2PRFIN20100623_035032_00000382090_00319_43459_6348.N1	23-JUN-2010 03:50:32	Bright	38.000	133	40Zet Her	2.8070	6000.0	76	43459	No
48	GOM_NL__2PRFIN20100623_035504_00000492090_00319_43459_6349.N1	23-JUN-2010 03:55:04	Bright	49.000	5	3Alp Lyr	0.033000	11000.	98	43459	No
49	GOM_NL__2PRFIN20100623_035658_00000382090_00319_43459_6350.N1	23-JUN-2010 03:56:58	Bright	37.500	130	23Bet Dra	2.7990	5800.0	75	43459	No
50	GOM_NL__2PRFIN20100623_040647_00000462090_00319_43459_6351.N1	23-JUN-2010 04:06:47	Bright	45.500	89	5Alp Cep	2.4510	8000.0	91	43459	No
51	GOM_NL__2PRFIN20100623_041344_00000462090_00319_43459_6352.N1	23-JUN-2010 04:13:44	Bright	45.500	74	11Bet Cas	2.2680	6600.0	91	43459	No
52	GOM_NL__2PRFIN20100623_041515_00000482090_00319_43459_6353.N1	23-JUN-2010 04:15:15	Bright	47.500	68	18Alp Cas	2.2250	4500.0	95	43459	No
53	GOM_NL__2PRFIN20100623_041729_00000362090_00319_43459_6354.N1	23-JUN-2010 04:17:29	Bright	36.000	160	23Gam Per	2.9300	4700.0	72	43459	No
54	GOM_NL__2PRFIN20100623_042055_00000502090_00319_43459_6355.N1	23-JUN-2010 04:20:55	Bright	49.500	73	57Gam1And	2.2600	13100.	99	43459	No
55	GOM_NL__2PRFIN20100623_042320_00000462090_00319_43459_6356.N1	23-JUN-2010 04:23:20	Twi_and_stray	45.500	173	4Bet Tri	3.0040	8900.0	91	43459	No
56	GOM_NL__2PRFIN20100623_042710_00000572090_00319_43459_6357.N1	23-JUN-2010 04:27:10	Dark	56.500	50	13Alp Ari	2.0070	4250.0	113	43459	No
57	GOM_NL__2PRFIN20100623_043159_00000372090_00319_43459_6358.N1	23-JUN-2010 04:31:59	Dark	37.000	94	92Alp Cet	2.5260	3100.0	74	43459	No
58	GOM_NL__2PRFIN20100623_045007_00000442090_00319_43459_6359.N1	23-JUN-2010 04:50:07	Dark	44.000	84	Alp Phe	2.3970	4500.0	88	43459	No
59	GOM_NL__2PRFIN20100623_045634_00000572090_00320_43460_6340.N1	23-JUN-2010 04:56:34	Dark	57.000	63	Bet Gru	2.1500	2800.0	114	43460	No
60	GOM_NL__2PRFIN20100623_045836_00000512090_00320_43460_6341.N1	23-JUN-2010 04:58:36	Straylight	51.000	31	Alp Gru	1.7340	15200.	102	43460	No
61	GOM_NL__2PRFIN20100623_050146_00000492090_00320_43460_6342.N1	23-JUN-2010 05:01:46	Straylight	48.500	45	Alp Pav	1.9400	26000.	97	43460	No
62	GOM_NL__2PRFIN20100623_051101_00000472090_00320_43460_6343.N1	23-JUN-2010 05:11:01	Twi_and_stray	46.500	38	20Eps Sgr	1.8360	11000.	93	43460	No
63	GOM_NL__2PRFIN20100623_051227_00000462090_00320_43460_6344.N1	23-JUN-2010 05:12:27	Bright	46.000	116	19Del Sgr	2.7000	4100.0	92	43460	No
64	GOM_NL__2PRFIN20100623_051437_00000512090_00320_43460_6345.N1	23-JUN-2010 05:14:37	Bright	50.500	155	41Pi Sgr	2.9000	6600.0	101	43460	No
65	GOM_NL__2PRFIN20100623_052330_00000402090_00320_43460_6346.N1	23-JUN-2010 05:23:30	Bright	40.000	126	60Bet Oph	2.7700	4250.0	80	43460	No
66	GOM_NL__2PRFIN20100623_052554_00000402090_00320_43460_6347.N1	23-JUN-2010 05:25:54	Bright	40.000	59	55Alp Oph	2.0800	8900.0	80	43460	No
67	GOM_NL__2PRFIN20100623_053107_00000382090_00320_43460_6348.N1	23-JUN-2010 05:31:07	Bright	38.000	133	40Zet Her	2.8070	6000.0	76	43460	No
68	GOM_NL__2PRFIN20100623_053539_00000522090_00320_43460_6349.N1	23-JUN-2010 05:35:39	Bright	52.000	5	3Alp Lyr	0.033000	11000.	104	43460	No
69	GOM_NL__2PRFIN20100623_053734_00000402090_00320_43460_6350.N1	23-JUN-2010 05:37:34	Bright	40.000	130	23Bet Dra	2.7990	5800.0	80	43460	No
70	GOM_NL__2PRFIN20100623_054722_00000472090_00320_43460_6351.N1	23-JUN-2010 05:47:22	Bright	46.500	89	5Alp Cep	2.4510	8000.0	93	43460	No
71	GOM_NL__2PRFIN20100623_055419_00000472090_00320_43460_6352.N1	23-JUN-2010 05:54:19	Bright	46.500	74	11Bet Cas	2.2680	6600.0	93	43460	No
72	GOM_NL__2PRFIN20100623_055551_00000462090_00320_43460_6353.N1	23-JUN-2010 05:55:51	Bright	45.500	68	18Alp Cas	2.2250	4500.0	91	43460	No
73	GOM_NL__2PRFIN20100623_055805_00000542090_00320_43460_6354.N1	23-JUN-2010 05:58:05	Bright	54.000	160	23Gam Per	2.9300	4700.0	108	43460	No
74	GOM_NL__2PRFIN20100623_060131_00000602090_00320_43460_6355.N1	23-JUN-2010 06:01:31	Bright	60.000	73	57Gam1And	2.2600	13100.	120	43460	No
75	GOM_NL__2PRFIN20100623_060355_00000462090_00320_43460_6356.N1	23-JUN-2010 06:03:55	Twi_and_stray	45.500	173	4Bet Tri	3.0040	8900.0	91	43460	No
76	GOM_NL__2PRFIN20100623_060746_00000532090_00320_43460_6357.N1	23-JUN-2010 06:07:46	Dark	53.000	50	13Alp Ari	2.0070	4250.0	106	43460	No
77	GOM_NL__2PRFIN20100623_061236_00000372090_00320_43460_6358.N1	23-JUN-2010 06:12:36	Dark	37.000	94	92Alp Cet	2.5260	3100.0	74	43460	No
78	GOM_NL__2PRFIN20100623_063043_00000602090_00320_43460_6359.N1	23-JUN-2010 06:30:43	Dark	59.500	84	Alp Phe	2.3970	4500.0	119	43460	No
79	GOM_NL__2PRFIN20100623_063710_00000552090_00321_43461_6340.N1	23-JUN-2010 06:37:10	Dark	54.500	63	Bet Gru	2.1500	2800.0	109	43461	No
80	GOM_NL__2PRFIN20100623_063913_00000542090_00321_43461_6341.N1	23-JUN-2010 06:39:13	Straylight	53.500	31	Alp Gru	1.7340	15200.	107	43461	No
81	GOM_NL__2PRFIN20100623_064222_00000412090_00321_43461_6342.N1	23-JUN-2010 06:42:22	Straylight	41.000	45	Alp Pav	1.9400	26000.	82	43461	No
82	GOM_NL__2PRFIN20100623_065137_00000452090_00321_43461_6343.N1	23-JUN-2010 06:51:37	Twi_and_stray	45.000	38	20Eps Sgr	1.8360	11000.	90	43461	No
83	GOM_NL__2PRFIN20100623_065302_00000582090_00321_43461_6344.N1	23-JUN-2010 06:53:02	Bright	58.000	116	19Del Sgr	2.7000	4100.0	116	43461	No
84	GOM_NL__2PRFIN20100623_065513_00000522090_00321_43461_6345.N1	23-JUN-2010 06:55:13	Bright	52.000	155	41Pi Sgr	2.9000	6600.0	104	43461	No
85	GOM_NL__2PRFIN20100623_070406_00000412090_00321_43461_6346.N1	23-JUN-2010 07:04:06	Bright	40.500	126	60Bet Oph	2.7700	4250.0	81	43461	No
86	GOM_NL__2PRFIN20100623_070630_00000412090_00321_43461_6347.N1	23-JUN-2010 07:06:30	Bright	40.500	59	55Alp Oph	2.0800	8900.0	81	43461	No
87	GOM_NL__2PRFIN20100623_071143_00000392090_00321_43461_6348.N1	23-JUN-2010 07:11:43	Bright	38.500	133	40Zet Her	2.8070	6000.0	77	43461	No
88	GOM_NL__2PRFIN20100623_071615_00000492090_00321_43461_6349.N1	23-JUN-2010 07:16:15	Bright	48.500	5	3Alp Lyr	0.033000	11000.	97	43461	No
89	GOM_NL__2PRFIN20100623_071810_00000412090_00321_43461_6350.N1	23-JUN-2010 07:18:10	Bright	41.000	130	23Bet Dra	2.7990	5800.0	82	43461	No
90	GOM_NL__2PRFIN20100623_072758_00000482090_00321_43461_6351.N1	23-JUN-2010 07:27:58	Bright	47.500	89	5Alp Cep	2.4510	8000.0	95	43461	No
91	GOM_NL__2PRFIN20100623_073455_00000472090_00321_43461_6352.N1	23-JUN-2010 07:34:55	Bright	46.500	74	11Bet Cas	2.2680	6600.0	93	43461	No
92	GOM_NL__2PRFIN20100623_073627_00000492090_00321_43461_6353.N1	23-JUN-2010 07:36:27	Bright	49.000	68	18Alp Cas	2.2250	4500.0	98	43461	No
93	GOM_NL__2PRFIN20100623_073841_00000352090_00321_43461_6354.N1	23-JUN-2010 07:38:41	Bright	34.500	160	23Gam Per	2.9300	4700.0	69	43461	No
94	GOM_NL__2PRFIN20100623_074207_00000482090_00321_43461_6355.N1	23-JUN-2010 07:42:07	Bright	47.500	73	57Gam1And	2.2600	13100.	95	43461	No
95	GOM_NL__2PRFIN20100623_074431_00000482090_00321_43461_6356.N1	23-JUN-2010 07:44:31	Twi_and_stray	47.500	173	4Bet Tri	3.0040	8900.0	95	43461	No
96	GOM_NL__2PRFIN20100623_074822_00000522090_00321_43461_6357.N1	23-JUN-2010 07:48:22	Dark	51.500	50	13Alp Ari	2.0070	4250.0	103	43461	No
97	GOM_NL__2PRFIN20100623_075312_00000382090_00321_43461_6358.N1	23-JUN-2010 07:53:12	Dark	38.000	94	92Alp Cet	2.5260	3100.0	76	43461	No
98	GOM_NL__2PRFIN20100623_081120_00000462090_00321_43461_6359.N1	23-JUN-2010 08:11:20	Dark	46.000	84	Alp Phe	2.3970	4500.0	92	43461	No
99	GOM_NL__2PRFIN20100623_081748_00000602090_00322_43462_6340.N1	23-JUN-2010 08:17:48	Dark	59.500	63	Bet Gru	2.1500	2800.0	119	43462	No
100	GOM_NL__2PRFIN20100623_081950_00000572090_00322_43462_6341.N1	23-JUN-2010 08:19:50	Straylight	56.500	31	Alp Gru	1.7340	15200.	113	43462	No
101	GOM_NL__2PRFIN20100623_082258_00000432090_00322_43462_6342.N1	23-JUN-2010 08:22:58	Straylight	42.500	45	Alp Pav	1.9400	26000.	85	43462	No

102	GOM_NL__2PRFIN20100623_083214_000000482090_00322_43462_6343.N1	23-JUN-2010 08:32:14	Twilight	47.500	38	20Eps Sgr	1.8360	11000.	95	43462	No
103	GOM_NL__2PRFIN20100623_083339_000000512090_00322_43462_6344.N1	23-JUN-2010 08:33:39	Bright	50.500	116	19Del Sgr	2.7000	4100.0	101	43462	No
104	GOM_NL__2PRFIN20100623_083550_000000512090_00322_43462_6345.N1	23-JUN-2010 08:35:50	Bright	51.000	155	41Pi Sgr	2.9000	6600.0	102	43462	No
105	GOM_NL__2PRFIN20100623_084442_000000402090_00322_43462_6346.N1	23-JUN-2010 08:44:42	Bright	39.500	126	60Bet Oph	2.7700	4250.0	79	43462	No
106	GOM_NL__2PRFIN20100623_084706_000000402090_00322_43462_6347.N1	23-JUN-2010 08:47:06	Bright	39.500	59	55Alp Oph	2.0800	8900.0	79	43462	No
107	GOM_NL__2PRFIN20100623_085219_000000392090_00322_43462_6348.N1	23-JUN-2010 08:52:19	Bright	39.000	133	40Zet Her	2.8070	6000.0	78	43462	No
108	GOM_NL__2PRFIN20100623_085650_000000522090_00322_43462_6349.N1	23-JUN-2010 08:56:50	Bright	52.000	5	3Alp Lyr	0.033000	11000.	104	43462	No
109	GOM_NL__2PRFIN20100623_085845_000000392090_00322_43462_6350.N1	23-JUN-2010 08:58:45	Bright	38.500	130	23Bet Dra	2.7990	5800.0	77	43462	No
110	GOM_NL__2PRFIN20100623_090833_000000482090_00322_43462_6351.N1	23-JUN-2010 09:08:33	Bright	47.500	89	5Alp Cep	2.4510	8000.0	95	43462	No
111	GOM_NL__2PRFIN20100623_091530_000000482090_00322_43462_6352.N1	23-JUN-2010 09:15:30	Bright	48.000	74	11Bet Cas	2.2680	6600.0	96	43462	No
112	GOM_NL__2PRFIN20100623_091702_000000452090_00322_43462_6353.N1	23-JUN-2010 09:17:02	Bright	44.500	68	18Alp Cas	2.2250	4500.0	89	43462	No
113	GOM_NL__2PRFIN20100623_091917_000000352090_00322_43462_6354.N1	23-JUN-2010 09:19:17	Bright	35.000	160	23Gam Per	2.9300	4700.0	70	43462	No
114	GOM_NL__2PRFIN20100623_092243_000000602090_00322_43462_6355.N1	23-JUN-2010 09:22:43	Bright	60.000	73	57Gam1And	2.2600	13100.	120	43462	No
115	GOM_NL__2PRFIN20100623_092507_000000462090_00322_43462_6356.N1	23-JUN-2010 09:25:07	Twilight	45.500	173	4Bet Tri	3.0040	8900.0	91	43462	No
116	GOM_NL__2PRFIN20100623_092858_000000512090_00322_43462_6357.N1	23-JUN-2010 09:28:58	Dark	50.500	50	13Alp Ari	2.0070	4250.0	101	43462	No
117	GOM_NL__2PRFIN20100623_093348_000000472090_00322_43462_6358.N1	23-JUN-2010 09:33:48	Dark	47.000	94	92Alp Cet	2.5260	3100.0	94	43462	No
118	GOM_NL__2PRFIN20100623_095157_000000452090_00322_43462_6359.N1	23-JUN-2010 09:51:57	Dark	45.000	84	Alp Phe	2.3970	4500.0	90	43462	No
119	GOM_NL__2PRFIN20100623_095824_000000502090_00323_43463_6360.N1	23-JUN-2010 09:58:24	Dark	49.500	63	Bet Gru	2.1500	2800.0	99	43463	No
120	GOM_NL__2PRFIN20100623_100027_000000492090_00323_43463_6361.N1	23-JUN-2010 10:00:27	Straylight	49.000	31	Alp Gru	1.7340	15200.	98	43463	No
121	GOM_NL__2PRFIN20100623_100335_000000432090_00323_43463_6362.N1	23-JUN-2010 10:03:35	Straylight	43.000	45	Alp Pav	1.9400	26000.	86	43463	No
122	GOM_NL__2PRFIN20100623_101250_000000492090_00323_43463_6363.N1	23-JUN-2010 10:12:50	Twilight	49.000	38	20Eps Sgr	1.8360	11000.	98	43463	No
123	GOM_NL__2PRFIN20100623_101415_000000532090_00323_43463_6364.N1	23-JUN-2010 10:14:15	Bright	52.500	116	19Del Sgr	2.7000	4100.0	105	43463	No
124	GOM_NL__2PRFIN20100623_101626_000000492090_00323_43463_6365.N1	23-JUN-2010 10:16:26	Bright	48.500	155	41Pi Sgr	2.9000	6600.0	97	43463	No
125	GOM_NL__2PRFIN20100623_102517_000000402090_00323_43463_6366.N1	23-JUN-2010 10:25:17	Bright	39.500	126	60Bet Oph	2.7700	4250.0	79	43463	No
126	GOM_NL__2PRFIN20100623_102741_000000402090_00323_43463_6367.N1	23-JUN-2010 10:27:41	Bright	39.500	59	55Alp Oph	2.0800	8900.0	79	43463	No
127	GOM_NL__2PRFIN20100623_103255_000000352090_00323_43463_6368.N1	23-JUN-2010 10:32:55	Bright	35.000	133	40Zet Her	2.8070	6000.0	70	43463	No
128	GOM_NL__2PRFIN20100623_103725_000000522090_00323_43463_6369.N1	23-JUN-2010 10:37:25	Bright	52.000	5	3Alp Lyr	0.033000	11000.	104	43463	No
129	GOM_NL__2PRFIN20100623_103921_000000392090_00323_43463_6370.N1	23-JUN-2010 10:39:21	Bright	38.500	130	23Bet Dra	2.7990	5800.0	77	43463	No
130	GOM_NL__2PRFIN20100623_104908_000000472090_00323_43463_6371.N1	23-JUN-2010 10:49:08	Bright	47.000	89	5Alp Cep	2.4510	8000.0	94	43463	No
131	GOM_NL__2PRFIN20100623_105606_000000482090_00323_43463_6372.N1	23-JUN-2010 10:56:06	Bright	47.500	74	11Bet Cas	2.2680	6600.0	95	43463	No
132	GOM_NL__2PRFIN20100623_105738_000000482090_00323_43463_6373.N1	23-JUN-2010 10:57:38	Bright	48.000	68	18Alp Cas	2.2250	4500.0	96	43463	No
133	GOM_NL__2PRFIN20100623_105953_000000542090_00323_43463_6374.N1	23-JUN-2010 10:59:53	Bright	54.000	160	23Gam Per	2.9300	4700.0	108	43463	No
134	GOM_NL__2PRFIN20100623_110319_000000602090_00323_43463_6375.N1	23-JUN-2010 11:03:19	Bright	60.000	73	57Gam1And	2.2600	13100.	120	43463	No
135	GOM_NL__2PRFIN20100623_110544_000000452090_00323_43463_6376.N1	23-JUN-2010 11:05:44	Twilight	45.000	173	4Bet Tri	3.0040	8900.0	90	43463	No
136	GOM_NL__2PRFIN20100623_110934_000000552090_00323_43463_6377.N1	23-JUN-2010 11:09:34	Dark	55.000	50	13Alp Ari	2.0070	4250.0	110	43463	No
137	GOM_NL__2PRFIN20100623_111424_000000482090_00323_43463_6378.N1	23-JUN-2010 11:14:24	Dark	48.000	94	92Alp Cet	2.5260	3100.0	96	43463	No
138	GOM_NL__2PRFIN20100623_113234_000000482090_00323_43463_6379.N1	23-JUN-2010 11:32:34	Dark	48.000	84	Alp Phe	2.3970	4500.0	96	43463	No
139	GOM_NL__2PRFIN20100623_113901_000000592090_00324_43464_6360.N1	23-JUN-2010 11:39:01	Dark	59.000	63	Bet Gru	2.1500	2800.0	118	43464	No
140	GOM_NL__2PRFIN20100623_114104_000000512090_00324_43464_6361.N1	23-JUN-2010 11:41:04	Straylight	50.500	31	Alp Gru	1.7340	15200.	101	43464	No
141	GOM_NL__2PRFIN20100623_114411_000000422090_00324_43464_6362.N1	23-JUN-2010 11:44:11	Straylight	42.000	45	Alp Pav	1.9400	26000.	84	43464	No
142	GOM_NL__2PRFIN20100623_115326_000000462090_00324_43464_6363.N1	23-JUN-2010 11:53:26	Twilight	45.500	38	20Eps Sgr	1.8360	11000.	91	43464	No
143	GOM_NL__2PRFIN20100623_115451_000000462090_00324_43464_6364.N1	23-JUN-2010 11:54:51	Bright	45.500	116	19Del Sgr	2.7000	4100.0	91	43464	No
144	GOM_NL__2PRFIN20100623_115702_000000502090_00324_43464_6365.N1	23-JUN-2010 11:57:02	Bright	50.000	155	41Pi Sgr	2.9000	6600.0	100	43464	No
145	GOM_NL__2PRFIN20100623_120553_000000402090_00324_43464_6366.N1	23-JUN-2010 12:05:53	Bright	39.500	126	60Bet Oph	2.7700	4250.0	79	43464	No
146	GOM_NL__2PRFIN20100623_120817_000000392090_00324_43464_6367.N1	23-JUN-2010 12:08:17	Bright	38.500	59	55Alp Oph	2.0800	8900.0	77	43464	No
147	GOM_NL__2PRFIN20100623_121331_000000362090_00324_43464_6368.N1	23-JUN-2010 12:13:31	Bright	36.000	133	40Zet Her	2.8070	6000.0	72	43464	No
148	GOM_NL__2PRFIN20100623_121800_000000482090_00324_43464_6369.N1	23-JUN-2010 12:18:00	Bright	47.500	5	3Alp Lyr	0.033000	11000.	95	43464	No
149	GOM_NL__2PRFIN20100623_121957_000000402090_00324_43464_6370.N1	23-JUN-2010 12:19:57	Bright	39.500	130	23Bet Dra	2.7990	5800.0	79	43464	No
150	GOM_NL__2PRFIN20100623_122943_000000452090_00324_43464_6371.N1	23-JUN-2010 12:29:43	Bright	45.000	89	5Alp Cep	2.4510	8000.0	90	43464	No
151	GOM_NL__2PRFIN20100623_123641_000000482090_00324_43464_6372.N1	23-JUN-2010 12:36:41	Bright	47.500	74	11Bet Cas	2.2680	6600.0	95	43464	No
152	GOM_NL__2PRFIN20100623_123813_000000512090_00324_43464_6373.N1	23-JUN-2010 12:38:13	Bright	50.500	68	18Alp Cas	2.2250	4500.0	101	43464	No
153	GOM_NL__2PRFIN20100623_124029_000000362090_00324_43464_6374.N1	23-JUN-2010 12:40:29	Bright	35.500	160	23Gam Per	2.9300	4700.0	71	43464	No
154	GOM_NL__2PRFIN20100623_124354_000000492090_00324_43464_6375.N1	23-JUN-2010 12:43:54	Bright	48.500	73	57Gam1And	2.2600	13100.	97	43464	No
155	GOM_NL__2PRFIN20100623_124619_000000482090_00324_43464_6376.N1	23-JUN-2010 12:46:19	Twilight	47.500	173	4Bet Tri	3.0040	8900.0	95	43464	No
156	GOM_NL__2PRFIN20100623_125010_000000572090_00324_43464_6377.N1	23-JUN-2010 12:50:10	Dark	57.000	50	13Alp Ari	2.0070	4250.0	114	43464	No
157	GOM_NL__2PRFIN20100623_125501_000000462090_00324_43464_6378.N1	23-JUN-2010 12:55:01	Dark	45.500	94	92Alp Cet	2.5260	3100.0	91	43464	No
158	GOM_NL__2PRFIN20100623_131311_000000462090_00324_43464_6379.N1	23-JUN-2010 13:13:11	Dark	46.000	84	Alp Phe	2.3970	4500.0	92	43464	No
159	GOM_NL__2PRFIN20100623_131938_000000512090_00325_43465_6360.N1	23-JUN-2010 13:19:38	Dark	51.000	63	Bet Gru	2.1500	2800.0	102	43465	No
160	GOM_NL__2PRFIN20100623_132140_000000502090_00325_43465_6361.N1	23-JUN-2010 13:21:40	Straylight	50.000	31	Alp Gru	1.7340	15200.	100	43465	No

161	GOM_NL__2PRFIN20100623_132448_000000422090_00325_43465_6362.N1	23-JUN-2010 13:24:48	Straylight	42.000	45	Alp Pav	1.9400	26000.	84	43465	No
162	GOM_NL__2PRFIN20100623_133402_000000452090_00325_43465_6363.N1	23-JUN-2010 13:34:02	Tw_i_and_stray	44.500	38	20Eps Sgr	1.8360	11000.	89	43465	No
163	GOM_NL__2PRFIN20100623_133528_000000492090_00325_43465_6364.N1	23-JUN-2010 13:35:28	Bright	49.000	116	19Del Sgr	2.7000	4100.0	98	43465	No
164	GOM_NL__2PRFIN20100623_133738_000000502090_00325_43465_6365.N1	23-JUN-2010 13:37:38	Bright	49.500	155	41Pi Sgr	2.9000	6600.0	99	43465	No
165	GOM_NL__2PRFIN20100623_134629_000000422090_00325_43465_6366.N1	23-JUN-2010 13:46:29	Bright	42.000	126	60Bet Oph	2.7700	4250.0	84	43465	No
166	GOM_NL__2PRFIN20100623_134854_000000402090_00325_43465_6367.N1	23-JUN-2010 13:48:54	Bright	39.500	59	55Alp Oph	2.0800	8900.0	79	43465	No
167	GOM_NL__2PRFIN20100623_135407_000000382090_00325_43465_6368.N1	23-JUN-2010 13:54:07	Bright	37.500	133	40Zet Her	2.8070	6000.0	75	43465	No
168	GOM_NL__2PRFIN20100623_135835_000000502090_00325_43465_6369.N1	23-JUN-2010 13:58:35	Bright	50.000	5	3Alp Lyr	0.033000	11000.	100	43465	No
169	GOM_NL__2PRFIN20100623_140032_000000402090_00325_43465_6370.N1	23-JUN-2010 14:00:32	Bright	39.500	130	23Bet Dra	2.7990	5800.0	79	43465	No
170	GOM_NL__2PRFIN20100623_141018_000000452090_00325_43465_6371.N1	23-JUN-2010 14:10:18	Bright	45.000	89	5Alp Cep	2.4510	8000.0	90	43465	No
171	GOM_NL__2PRFIN20100623_141717_000000542090_00325_43465_6372.N1	23-JUN-2010 14:17:17	Bright	53.500	74	11Bet Cas	2.2680	6600.0	107	43465	No
172	GOM_NL__2PRFIN20100623_141849_000000482090_00325_43465_6373.N1	23-JUN-2010 14:18:49	Bright	47.500	68	18Alp Cas	2.2250	4500.0	95	43465	No
173	GOM_NL__2PRFIN20100623_142105_000000442090_00325_43465_6374.N1	23-JUN-2010 14:21:05	Bright	43.500	160	23Gam Per	2.9300	4700.0	87	43465	No
174	GOM_NL__2PRFIN20100623_142430_000000602090_00325_43465_6375.N1	23-JUN-2010 14:24:30	Bright	60.000	73	57Gam1And	2.2600	13100.	120	43465	No
175	GOM_NL__2PRFIN20100623_142656_000000462090_00325_43465_6376.N1	23-JUN-2010 14:26:56	Tw_i_and_stray	46.000	173	4Bet Tri	3.0040	8900.0	92	43465	No
176	GOM_NL__2PRFIN20100623_143047_000000512090_00325_43465_6377.N1	23-JUN-2010 14:30:47	Dark	51.000	50	13Alp Ari	2.0070	4250.0	102	43465	No
177	GOM_NL__2PRFIN20100623_143537_000000472090_00325_43465_6378.N1	23-JUN-2010 14:35:37	Dark	46.500	94	92Alp Cet	2.5260	3100.0	93	43465	No
178	GOM_NL__2PRFIN20100623_145348_000000482090_00325_43465_6379.N1	23-JUN-2010 14:53:48	Dark	47.500	84	Alp Phe	2.3970	4500.0	95	43465	No
179	GOM_NL__2PRFIN20100623_150015_000000502090_00326_43466_6360.N1	23-JUN-2010 15:00:15	Dark	50.000	63	Bet Gru	2.1500	2800.0	100	43466	No
180	GOM_NL__2PRFIN20100623_150217_000000512090_00326_43466_6361.N1	23-JUN-2010 15:02:17	Straylight	51.000	31	Alp Gru	1.7340	15200.	102	43466	No
181	GOM_NL__2PRFIN20100623_150525_000000412090_00326_43466_6362.N1	23-JUN-2010 15:05:25	Straylight	41.000	45	Alp Pav	1.9400	26000.	82	43466	No
182	GOM_NL__2PRFIN20100623_151439_000000452090_00326_43466_6363.N1	23-JUN-2010 15:14:39	Tw_i_and_stray	45.000	38	20Eps Sgr	1.8360	11000.	90	43466	No
183	GOM_NL__2PRFIN20100623_151604_000000522090_00326_43466_6364.N1	23-JUN-2010 15:16:04	Bright	52.000	116	19Del Sgr	2.7000	4100.0	104	43466	No
184	GOM_NL__2PRFIN20100623_151814_000000522090_00326_43466_6365.N1	23-JUN-2010 15:18:14	Bright	52.000	155	41Pi Sgr	2.9000	6600.0	104	43466	No
185	GOM_NL__2PRFIN20100623_152705_000000402090_00326_43466_6366.N1	23-JUN-2010 15:27:05	Bright	40.000	126	60Bet Oph	2.7700	4250.0	80	43466	No
186	GOM_NL__2PRFIN20100623_152929_000000412090_00326_43466_6367.N1	23-JUN-2010 15:29:29	Bright	40.500	59	55Alp Oph	2.0800	8900.0	81	43466	No
187	GOM_NL__2PRFIN20100623_153443_000000372090_00326_43466_6368.N1	23-JUN-2010 15:34:43	Bright	37.000	133	40Zet Her	2.8070	6000.0	74	43466	No
188	GOM_NL__2PRFIN20100623_153911_000000502090_00326_43466_6369.N1	23-JUN-2010 15:39:11	Bright	49.500	5	3Alp Lyr	0.033000	11000.	99	43466	No
189	GOM_NL__2PRFIN20100623_154108_000000412090_00326_43466_6370.N1	23-JUN-2010 15:41:08	Bright	41.000	130	23Bet Dra	2.7990	5800.0	82	43466	No
190	GOM_NL__2PRFIN20100623_155054_000000482090_00326_43466_6371.N1	23-JUN-2010 15:50:54	Bright	48.000	89	5Alp Cep	2.4510	8000.0	96	43466	No
191	GOM_NL__2PRFIN20100623_155752_000000612090_00326_43466_6372.N1	23-JUN-2010 15:57:52	Bright	60.500	74	11Bet Cas	2.2680	6600.0	121	43466	No
192	GOM_NL__2PRFIN20100623_155925_000000572090_00326_43466_6373.N1	23-JUN-2010 15:59:25	Bright	56.500	68	18Alp Cas	2.2250	4500.0	113	43466	No
193	GOM_NL__2PRFIN20100623_160141_000000402090_00326_43466_6374.N1	23-JUN-2010 16:01:41	Bright	39.500	160	23Gam Per	2.9300	4700.0	79	43466	No
194	GOM_NL__2PRFIN20100623_160506_000000452090_00326_43466_6375.N1	23-JUN-2010 16:05:06	Bright	45.000	73	57Gam1And	2.2600	13100.	90	43466	No
195	GOM_NL__2PRFIN20100623_160731_000000472090_00326_43466_6376.N1	23-JUN-2010 16:07:31	Tw_i_and_stray	47.000	173	4Bet Tri	3.0040	8900.0	94	43466	No
196	GOM_NL__2PRFIN20100623_161123_000000522090_00326_43466_6377.N1	23-JUN-2010 16:11:23	Dark	51.500	50	13Alp Ari	2.0070	4250.0	103	43466	No
197	GOM_NL__2PRFIN20100623_161613_000000542090_00326_43466_6378.N1	23-JUN-2010 16:16:13	Dark	53.500	94	92Alp Cet	2.5260	3100.0	107	43466	No
198	GOM_NL__2PRFIN20100623_163424_000000552090_00326_43466_6379.N1	23-JUN-2010 16:34:24	Dark	54.500	84	Alp Phe	2.3970	4500.0	109	43466	No
199	GOM_NL__2PRFIN20100623_164052_000000512090_00327_43467_6360.N1	23-JUN-2010 16:40:52	Dark	50.500	63	Bet Gru	2.1500	2800.0	101	43467	No
200	GOM_NL__2PRFIN20100623_164254_000000492090_00327_43467_6361.N1	23-JUN-2010 16:42:54	Straylight	49.000	31	Alp Gru	1.7340	15200.	98	43467	No
201	GOM_NL__2PRFIN20100623_164601_000000422090_00327_43467_6362.N1	23-JUN-2010 16:46:01	Straylight	41.500	45	Alp Pav	1.9400	26000.	83	43467	No
202	GOM_NL__2PRFIN20100623_165515_000000492090_00327_43467_6363.N1	23-JUN-2010 16:55:15	Tw_i_and_stray	48.500	38	20Eps Sgr	1.8360	11000.	97	43467	No
203	GOM_NL__2PRFIN20100623_165640_000000502090_00327_43467_6364.N1	23-JUN-2010 16:56:40	Bright	49.500	116	19Del Sgr	2.7000	4100.0	99	43467	No
204	GOM_NL__2PRFIN20100623_165850_000000492090_00327_43467_6365.N1	23-JUN-2010 16:58:50	Bright	49.000	155	41Pi Sgr	2.9000	6600.0	98	43467	No
205	GOM_NL__2PRFIN20100623_170741_000000402090_00327_43467_6366.N1	23-JUN-2010 17:07:41	Bright	40.000	126	60Bet Oph	2.7700	4250.0	80	43467	No
206	GOM_NL__2PRFIN20100623_171005_000000412090_00327_43467_6367.N1	23-JUN-2010 17:10:05	Bright	41.000	59	55Alp Oph	2.0800	8900.0	82	43467	No
207	GOM_NL__2PRFIN20100623_171519_000000392090_00327_43467_6368.N1	23-JUN-2010 17:15:19	Bright	39.000	133	40Zet Her	2.8070	6000.0	78	43467	No
208	GOM_NL__2PRFIN20100623_171946_000000472090_00327_43467_6369.N1	23-JUN-2010 17:19:46	Bright	46.500	5	3Alp Lyr	0.033000	11000.	93	43467	No
209	GOM_NL__2PRFIN20100623_172144_000000392090_00327_43467_6370.N1	23-JUN-2010 17:21:44	Bright	38.500	130	23Bet Dra	2.7990	5800.0	77	43467	No
210	GOM_NL__2PRFIN20100623_173129_000000482090_00327_43467_6371.N1	23-JUN-2010 17:31:29	Bright	48.000	89	5Alp Cep	2.4510	8000.0	96	43467	No
211	GOM_NL__2PRFIN20100623_173828_000000672090_00327_43467_6372.N1	23-JUN-2010 17:38:28	Bright	67.000	74	11Bet Cas	2.2680	6600.0	134	43467	No
212	GOM_NL__2PRFIN20100623_174000_000000662090_00327_43467_6373.N1	23-JUN-2010 17:40:00	Bright	66.000	68	18Alp Cas	2.2250	4500.0	132	43467	No
213	GOM_NL__2PRFIN20100623_174217_000000542090_00327_43467_6374.N1	23-JUN-2010 17:42:17	Bright	54.000	160	23Gam Per	2.9300	4700.0	108	43467	No
214	GOM_NL__2PRFIN20100623_174542_000000462090_00327_43467_6375.N1	23-JUN-2010 17:45:42	Bright	45.500	73	57Gam1And	2.2600	13100.	91	43467	No
215	GOM_NL__2PRFIN20100623_174808_000000452090_00327_43467_6376.N1	23-JUN-2010 17:48:08	Tw_i_and_stray	44.500	173	4Bet Tri	3.0040	8900.0	89	43467	No
216	GOM_NL__2PRFIN20100623_175159_000000522090_00327_43467_6377.N1	23-JUN-2010 17:51:59	Dark	52.000	50	13Alp Ari	2.0070	4250.0	104	43467	No
217	GOM_NL__2PRFIN20100623_175649_000000472090_00327_43467_6378.N1	23-JUN-2010 17:56:49	Dark	47.000	94	92Alp Cet	2.5260	3100.0	94	43467	No
218	GOM_NL__2PRFIN20100623_181501_000000482090_00327_43467_6379.N1	23-JUN-2010 18:15:01	Dark	48.000	84	Alp Phe	2.3970	4500.0	96	43467	No
219	GOM_NL__2PRFIN20100623_182129_000000522090_00328_43468_6360.N1	23-JUN-2010 18:21:29	Dark	51.500	63	Bet Gru	2.1500	2800.0	103	43468	No

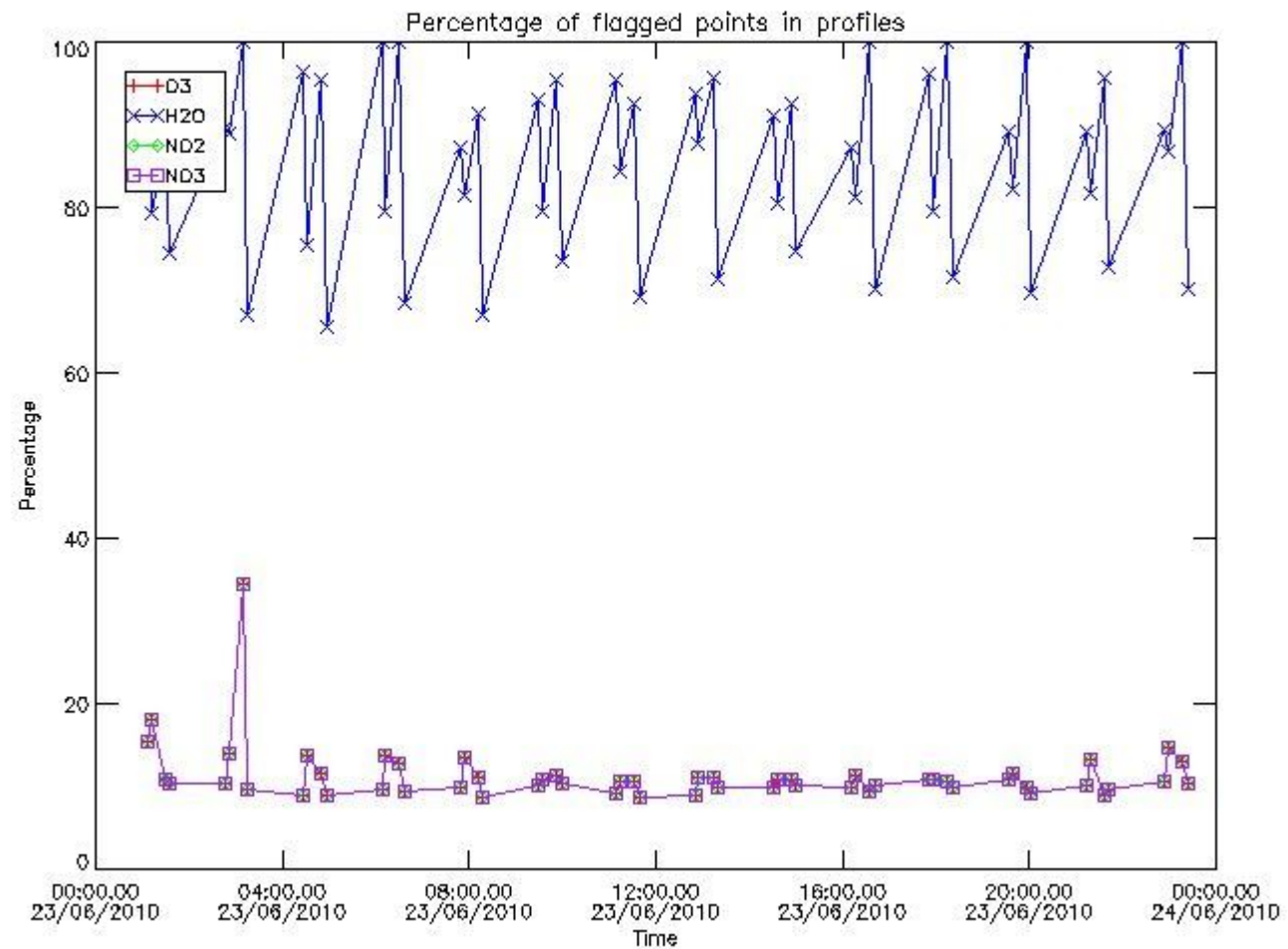
220	GOM_NL__2PRFIN20100623_182331_000000522090_00328_43468_6361.N1	23-JUN-2010 18:23:31	Straylight	52.000	31	Alp Gru	1.7340	15200.	104	43468	No
221	GOM_NL__2PRFIN20100623_182637_000000462090_00328_43468_6362.N1	23-JUN-2010 18:26:37	Straylight	46.000	45	Alp Pav	1.9400	26000.	92	43468	No
222	GOM_NL__2PRFIN20100623_183551_000000462090_00328_43468_6363.N1	23-JUN-2010 18:35:51	Tw_i_and_stray	45.500	38	20Eps Sgr	1.8360	11000.	91	43468	No
223	GOM_NL__2PRFIN20100623_183716_000000482090_00328_43468_6364.N1	23-JUN-2010 18:37:16	Bright	48.000	116	19Del Sgr	2.7000	4100.0	96	43468	No
224	GOM_NL__2PRFIN20100623_183927_000000522090_00328_43468_6365.N1	23-JUN-2010 18:39:27	Bright	51.500	155	41Pi Sgr	2.9000	6600.0	103	43468	No
225	GOM_NL__2PRFIN20100623_184816_000000402090_00328_43468_6366.N1	23-JUN-2010 18:48:16	Bright	39.500	126	60Bet Oph	2.7700	4250.0	79	43468	No
226	GOM_NL__2PRFIN20100623_185041_000000412090_00328_43468_6367.N1	23-JUN-2010 18:50:41	Bright	40.500	59	55Alp Oph	2.0800	8900.0	81	43468	No
227	GOM_NL__2PRFIN20100623_185554_000000352090_00328_43468_6368.N1	23-JUN-2010 18:55:54	Bright	35.000	133	40Zet Her	2.8070	6000.0	70	43468	No
228	GOM_NL__2PRFIN20100623_190021_000000512090_00328_43468_6369.N1	23-JUN-2010 19:00:21	Bright	50.500	5	3Alp Lyr	0.033000	11000.	101	43468	No
229	GOM_NL__2PRFIN20100623_190219_000000392090_00328_43468_6370.N1	23-JUN-2010 19:02:19	Bright	39.000	130	23Bet Dra	2.7990	5800.0	78	43468	No
230	GOM_NL__2PRFIN20100623_191204_000000492090_00328_43468_6371.N1	23-JUN-2010 19:12:04	Bright	48.500	89	5Alp Cep	2.4510	8000.0	97	43468	No
231	GOM_NL__2PRFIN20100623_191903_000000472090_00328_43468_6372.N1	23-JUN-2010 19:19:03	Bright	46.500	74	11Bet Cas	2.2680	6600.0	93	43468	No
232	GOM_NL__2PRFIN20100623_192036_000000472090_00328_43468_6373.N1	23-JUN-2010 19:20:36	Bright	46.500	68	18Alp Cas	2.2250	4500.0	93	43468	No
233	GOM_NL__2PRFIN20100623_192253_000000542090_00328_43468_6374.N1	23-JUN-2010 19:22:53	Bright	54.000	160	23Gam Per	2.9300	4700.0	108	43468	No
234	GOM_NL__2PRFIN20100623_192618_000000462090_00328_43468_6375.N1	23-JUN-2010 19:26:18	Bright	45.500	73	57Gam1And	2.2600	13100.	91	43468	No
235	GOM_NL__2PRFIN20100623_192843_000000452090_00328_43468_6376.N1	23-JUN-2010 19:28:43	Tw_i_and_stray	45.000	173	4Bet Tri	3.0040	8900.0	90	43468	No
236	GOM_NL__2PRFIN20100623_193235_000000472090_00328_43468_6377.N1	23-JUN-2010 19:32:35	Dark	47.000	50	13Alp Ari	2.0070	4250.0	94	43468	No
237	GOM_NL__2PRFIN20100623_193725_000000482090_00328_43468_6378.N1	23-JUN-2010 19:37:25	Dark	48.000	94	92Alp Cet	2.5260	3100.0	96	43468	No
238	GOM_NL__2PRFIN20100623_195538_000000572090_00328_43468_6379.N1	23-JUN-2010 19:55:38	Dark	56.500	84	Alp Phe	2.3970	4500.0	113	43468	No
239	GOM_NL__2PRFIN20100623_200206_000000622090_00329_43469_6360.N1	23-JUN-2010 20:02:06	Dark	61.500	63	Bet Gru	2.1500	2800.0	123	43469	No
240	GOM_NL__2PRFIN20100623_200408_000000492090_00329_43469_6361.N1	23-JUN-2010 20:04:08	Straylight	49.000	31	Alp Gru	1.7340	15200.	98	43469	No
241	GOM_NL__2PRFIN20100623_200714_000000412090_00329_43469_6362.N1	23-JUN-2010 20:07:14	Straylight	40.500	45	Alp Pav	1.9400	26000.	81	43469	No
242	GOM_NL__2PRFIN20100623_201628_000000462090_00329_43469_6363.N1	23-JUN-2010 20:16:28	Tw_i_and_stray	45.500	38	20Eps Sgr	1.8360	11000.	91	43469	No
243	GOM_NL__2PRFIN20100623_201753_000000462090_00329_43469_6364.N1	23-JUN-2010 20:17:53	Bright	46.000	116	19Del Sgr	2.7000	4100.0	92	43469	No
244	GOM_NL__2PRFIN20100623_202003_000000512090_00329_43469_6365.N1	23-JUN-2010 20:20:03	Bright	51.000	155	41Pi Sgr	2.9000	6600.0	102	43469	No
245	GOM_NL__2PRFIN20100623_202852_000000402090_00329_43469_6366.N1	23-JUN-2010 20:28:52	Bright	39.500	126	60Bet Oph	2.7700	4250.0	79	43469	No
246	GOM_NL__2PRFIN20100623_203116_000000402090_00329_43469_6367.N1	23-JUN-2010 20:31:16	Bright	40.000	59	55Alp Oph	2.0800	8900.0	80	43469	No
247	GOM_NL__2PRFIN20100623_203630_000000362090_00329_43469_6368.N1	23-JUN-2010 20:36:30	Bright	36.000	133	40Zet Her	2.8070	6000.0	72	43469	No
248	GOM_NL__2PRFIN20100623_204056_000000462090_00329_43469_6369.N1	23-JUN-2010 20:40:56	Bright	45.500	5	3Alp Lyr	0.033000	11000.	91	43469	No
249	GOM_NL__2PRFIN20100623_204255_000000412090_00329_43469_6370.N1	23-JUN-2010 20:42:55	Bright	40.500	130	23Bet Dra	2.7990	5800.0	81	43469	No
250	GOM_NL__2PRFIN20100623_205240_000000472090_00329_43469_6371.N1	23-JUN-2010 20:52:40	Bright	47.000	89	5Alp Cep	2.4510	8000.0	94	43469	No
251	GOM_NL__2PRFIN20100623_205939_000000482090_00329_43469_6372.N1	23-JUN-2010 20:59:39	Bright	47.500	74	11Bet Cas	2.2680	6600.0	95	43469	No
252	GOM_NL__2PRFIN20100623_210111_000000502090_00329_43469_6373.N1	23-JUN-2010 21:01:11	Bright	50.000	68	18Alp Cas	2.2250	4500.0	100	43469	No
253	GOM_NL__2PRFIN20100623_210329_000000542090_00329_43469_6374.N1	23-JUN-2010 21:03:29	Bright	54.000	160	23Gam Per	2.9300	4700.0	108	43469	No
254	GOM_NL__2PRFIN20100623_210654_000000452090_00329_43469_6375.N1	23-JUN-2010 21:06:54	Bright	44.500	73	57Gam1And	2.2600	13100.	89	43469	No
255	GOM_NL__2PRFIN20100623_210919_000000452090_00329_43469_6376.N1	23-JUN-2010 21:09:19	Tw_i_and_stray	44.500	173	4Bet Tri	3.0040	8900.0	89	43469	No
256	GOM_NL__2PRFIN20100623_211312_000000562090_00329_43469_6377.N1	23-JUN-2010 21:13:12	Dark	55.500	50	13Alp Ari	2.0070	4250.0	111	43469	No
257	GOM_NL__2PRFIN20100623_211801_000000382090_00329_43469_6378.N1	23-JUN-2010 21:18:01	Dark	38.000	94	92Alp Cet	2.5260	3100.0	76	43469	No
258	GOM_NL__2PRFIN20100623_213615_000000572090_00329_43469_6379.N1	23-JUN-2010 21:36:15	Dark	57.000	84	Alp Phe	2.3970	4500.0	114	43469	No
259	GOM_NL__2PRFIN20100623_214243_000000542090_00330_43470_6360.N1	23-JUN-2010 21:42:43	Dark	53.500	63	Bet Gru	2.1500	2800.0	107	43470	No
260	GOM_NL__2PRFIN20100623_214445_000000512090_00330_43470_6361.N1	23-JUN-2010 21:44:45	Straylight	51.000	31	Alp Gru	1.7340	15200.	102	43470	No
261	GOM_NL__2PRFIN20100623_214751_000000422090_00330_43470_6362.N1	23-JUN-2010 21:47:51	Straylight	42.000	45	Alp Pav	1.9400	26000.	84	43470	No
262	GOM_NL__2PRFIN20100623_215704_000000452090_00330_43470_6363.N1	23-JUN-2010 21:57:04	Tw_i_and_stray	45.000	38	20Eps Sgr	1.8360	11000.	90	43470	No
263	GOM_NL__2PRFIN20100623_215828_000000482090_00330_43470_6364.N1	23-JUN-2010 21:58:28	Bright	47.500	116	19Del Sgr	2.7000	4100.0	95	43470	No
264	GOM_NL__2PRFIN20100623_220039_000000502090_00330_43470_6365.N1	23-JUN-2010 22:00:39	Bright	50.000	155	41Pi Sgr	2.9000	6600.0	100	43470	No
265	GOM_NL__2PRFIN20100623_220928_000000392090_00330_43470_6366.N1	23-JUN-2010 22:09:28	Bright	39.000	126	60Bet Oph	2.7700	4250.0	78	43470	No
266	GOM_NL__2PRFIN20100623_221152_000000392090_00330_43470_6367.N1	23-JUN-2010 22:11:52	Bright	39.000	59	55Alp Oph	2.0800	8900.0	78	43470	No
267	GOM_NL__2PRFIN20100623_221706_000000382090_00330_43470_6368.N1	23-JUN-2010 22:17:06	Bright	37.500	133	40Zet Her	2.8070	6000.0	75	43470	No
268	GOM_NL__2PRFIN20100623_222132_000000452090_00330_43470_6369.N1	23-JUN-2010 22:21:32	Bright	44.500	5	3Alp Lyr	0.033000	11000.	89	43470	No
269	GOM_NL__2PRFIN20100623_222331_000000412090_00330_43470_6370.N1	23-JUN-2010 22:23:31	Bright	41.000	130	23Bet Dra	2.7990	5800.0	82	43470	No
270	GOM_NL__2PRFIN20100623_223315_000000472090_00330_43470_6371.N1	23-JUN-2010 22:33:15	Bright	47.000	89	5Alp Cep	2.4510	8000.0	94	43470	No
271	GOM_NL__2PRFIN20100623_224014_000000472090_00330_43470_6372.N1	23-JUN-2010 22:40:14	Bright	46.500	74	11Bet Cas	2.2680	6600.0	93	43470	No
272	GOM_NL__2PRFIN20100623_224147_000000482090_00330_43470_6373.N1	23-JUN-2010 22:41:47	Bright	47.500	68	18Alp Cas	2.2250	4500.0	95	43470	No
273	GOM_NL__2PRFIN20100623_224405_000000542090_00330_43470_6374.N1	23-JUN-2010 22:44:05	Bright	54.000	160	23Gam Per	2.9300	4700.0	108	43470	No
274	GOM_NL__2PRFIN20100623_224730_000000562090_00330_43470_6375.N1	23-JUN-2010 22:47:30	Bright	56.000	73	57Gam1And	2.2600	13100.	112	43470	No
275	GOM_NL__2PRFIN20100623_224955_000000462090_00330_43470_6376.N1	23-JUN-2010 22:49:55	Tw_i_and_stray	46.000	173	4Bet Tri	3.0040	8900.0	92	43470	No
276	GOM_NL__2PRFIN20100623_225348_000000482090_00330_43470_6377.N1	23-JUN-2010 22:53:48	Dark	48.000	50	13Alp Ari	2.0070	4250.0	96	43470	No
277	GOM_NL__2PRFIN20100623_225838_000000382090_00330_43470_6378.N1	23-JUN-2010 22:58:38	Dark	37.500	94	92Alp Cet	2.5260	3100.0	75	43470	No
278	GOM_NL__2PRFIN20100623_231652_000000472090_00330_43470_6379.N1	23-JUN-2010 23:16:52	Dark	46.500	84	Alp Phe	2.3970	4500.0	93	43470	No

279	GOM_NL__2PRFIN20100623_232320_000000492090_00331_43471_6360.N1	23-JUN-2010 23:23:20	Dark	49.000	63	Bet Gru	2.1500	2800.0	98	43471	No
280	GOM_NL__2PRFIN20100623_232522_000000492090_00331_43471_6361.N1	23-JUN-2010 23:25:22	Straylight	48.500	31	Alp Gru	1.7340	15200.	97	43471	No
281	GOM_NL__2PRFIN20100623_232827_000000412090_00331_43471_6362.N1	23-JUN-2010 23:28:27	Straylight	41.000	45	Alp Pav	1.9400	26000.	82	43471	No
282	GOM_NL__2PRFIN20100623_233740_000000432090_00331_43471_6363.N1	23-JUN-2010 23:37:40	Twilight_stray	42.500	38	20Eps Sgr	1.8360	11000.	85	43471	No
283	GOM_NL__2PRFIN20100623_233905_000000582090_00331_43471_6364.N1	23-JUN-2010 23:39:05	Bright	57.500	116	19Del Sgr	2.7000	4100.0	115	43471	No
284	GOM_NL__2PRFIN20100623_234115_000000502090_00331_43471_6365.N1	23-JUN-2010 23:41:15	Bright	50.000	155	41Pi Sgr	2.9000	6600.0	100	43471	No
285	GOM_NL__2PRFIN20100623_235004_000000402090_00331_43471_6366.N1	23-JUN-2010 23:50:04	Bright	39.500	126	60Bet Oph	2.7700	4250.0	79	43471	No
286	GOM_NL__2PRFIN20100623_235228_000000392090_00331_43471_6367.N1	23-JUN-2010 23:52:28	Bright	39.000	59	55Alp Oph	2.0800	8900.0	78	43471	No
287	GOM_NL__2PRFIN20100623_235742_000000352090_00331_43471_6368.N1	23-JUN-2010 23:57:42	Bright	34.500	133	40Zet Her	2.8070	6000.0	69	43471	No

3. Quality information per product

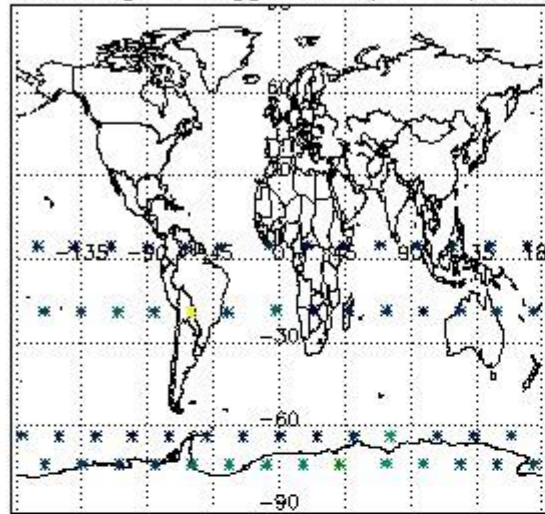
In this section it is plotted some information contained in the Quality Summary data set of the level 2 products. Only products in dark limb conditions and without errors (error flag in the MPH set to "0") are used.

3.1 Plot quality information per product (time dependant)

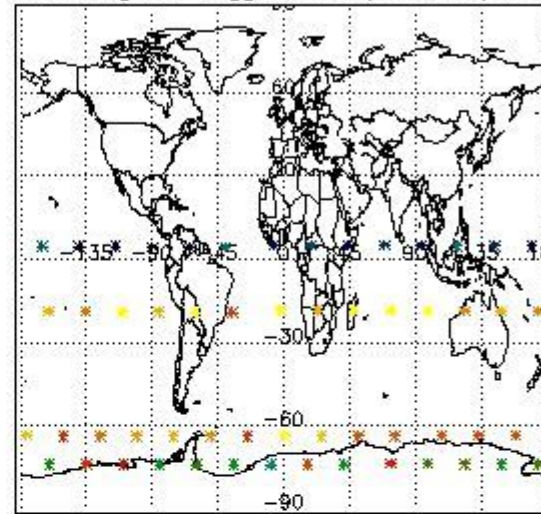


3.2 Plot quality information per product (world map)

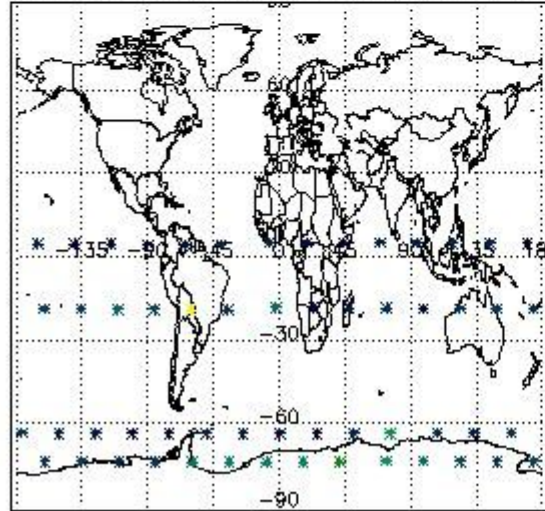
Percentage of flagged data per O3 profile



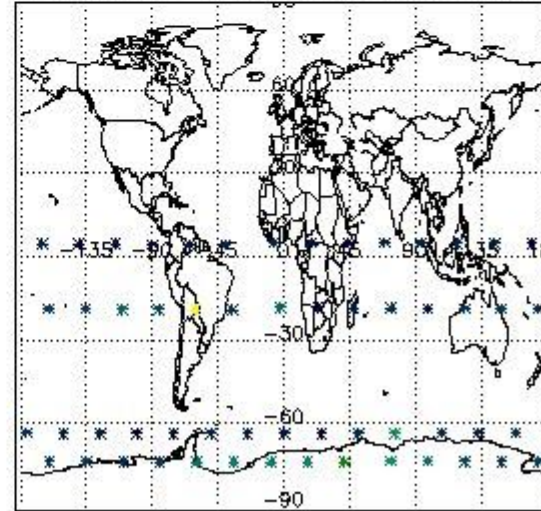
Percentage of flagged data per H2O profile



Percentage of flagged data per NO2 profile



Percentage of flagged data per NO3 profile

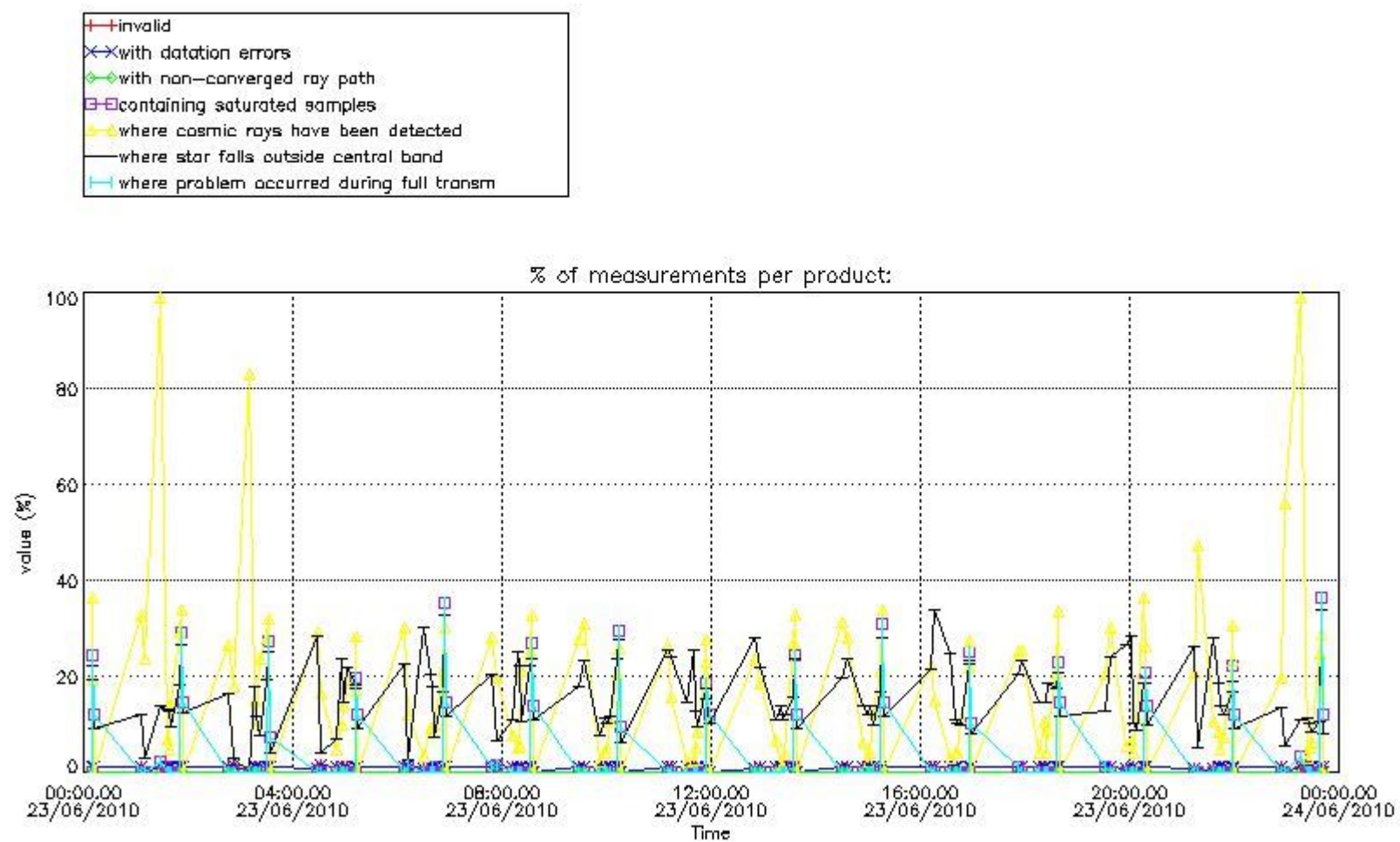


4. Level 1 quality information per product

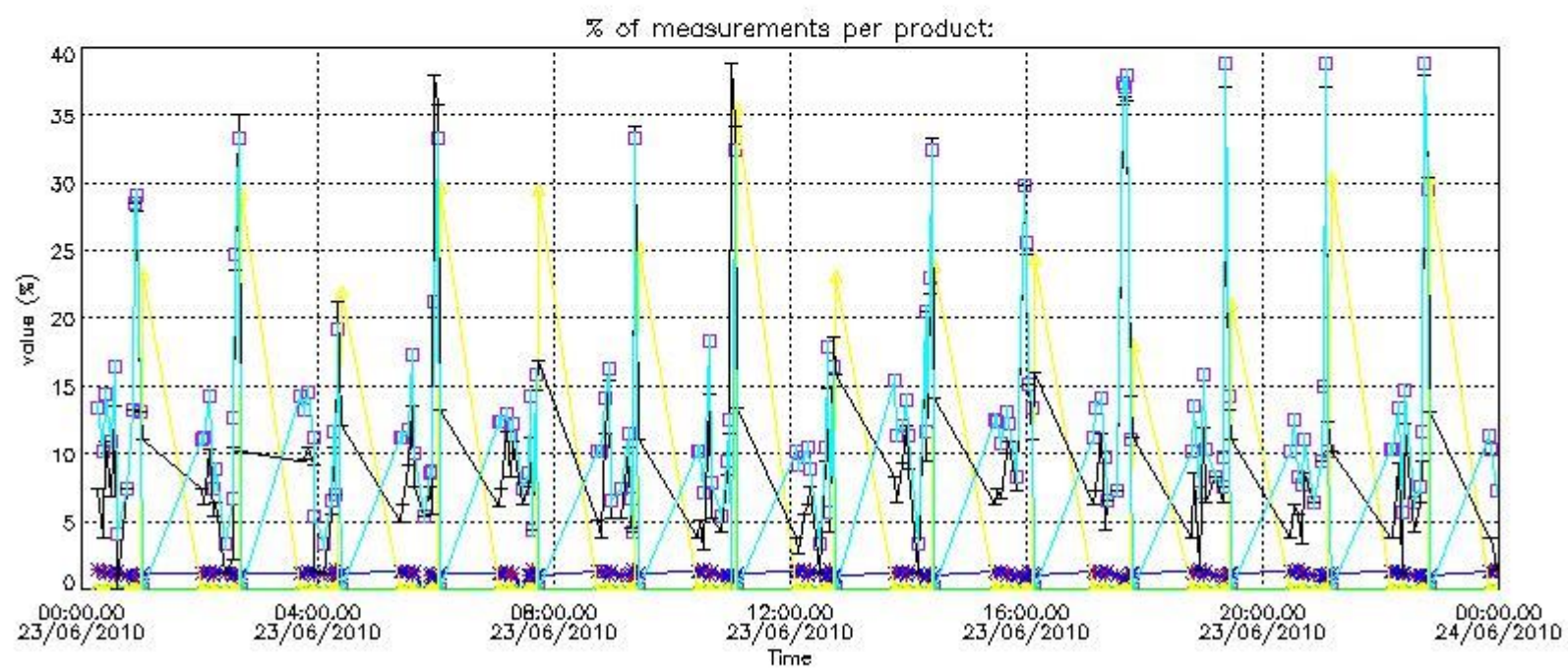
In this section it is plotted some information contained in the Quality Summary data set of the level 2 products that comes from the level 1b processing. Products without errors (error flag in the MPH set to "0") are used.

4.1 Plot quality information per product (time dependant) coming from level 1b processing

4.1.1 Plot level 1 quality information per product (time dependant): ENVISAT ASCENDING passes

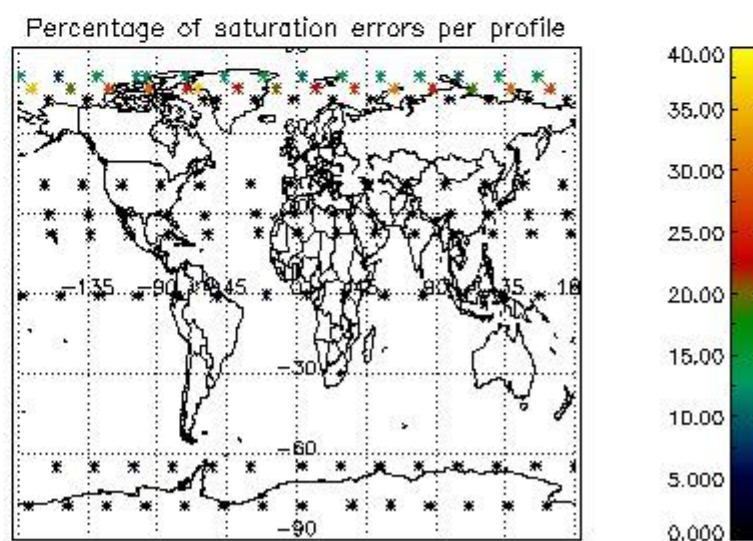
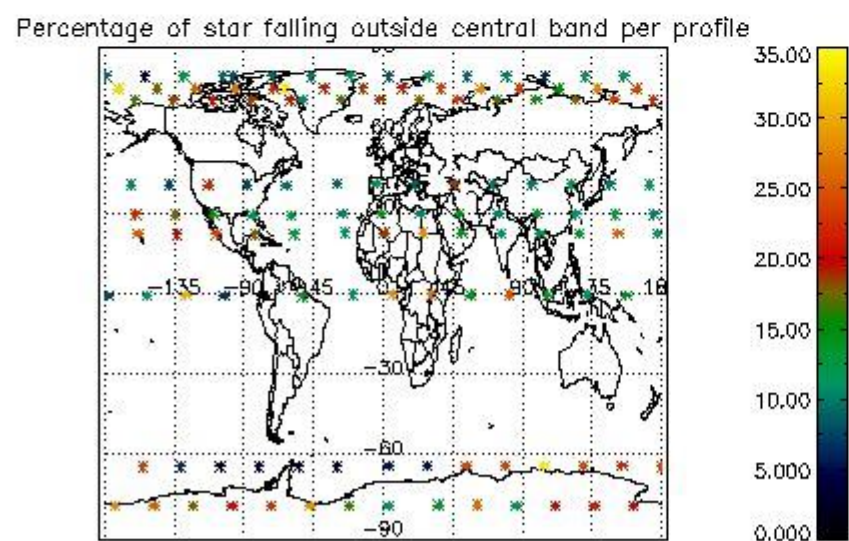
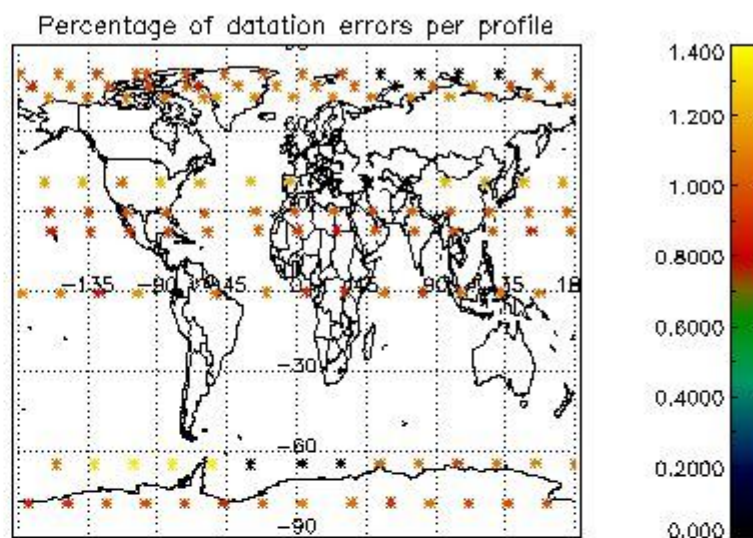
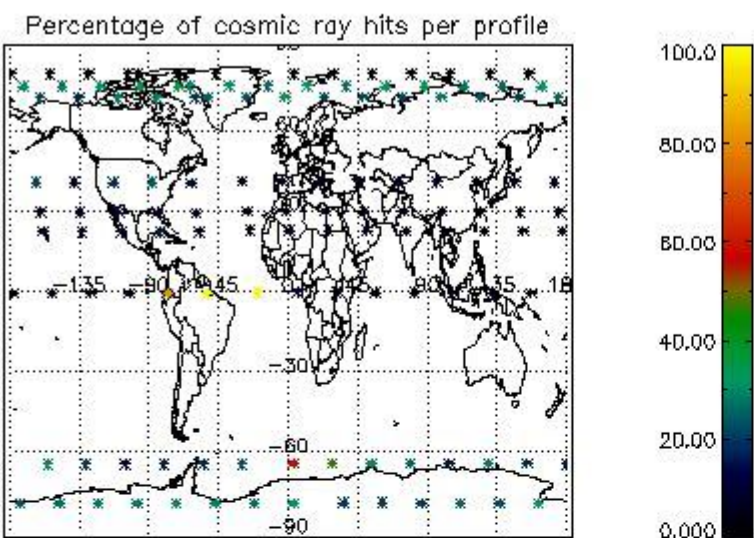


4.1.2 Plot level 1 quality information per product (time dependant): ENVI SAT DESCENDING passes



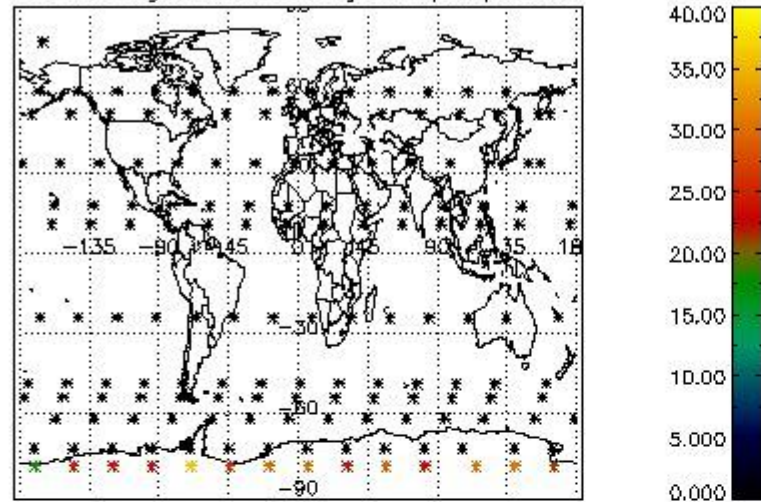
4.2 Plot quality information per product coming from level 1b processing (world map)

4.2.1 Plot level 1 quality information per product (world map): ENVISAT ASCENDING passes

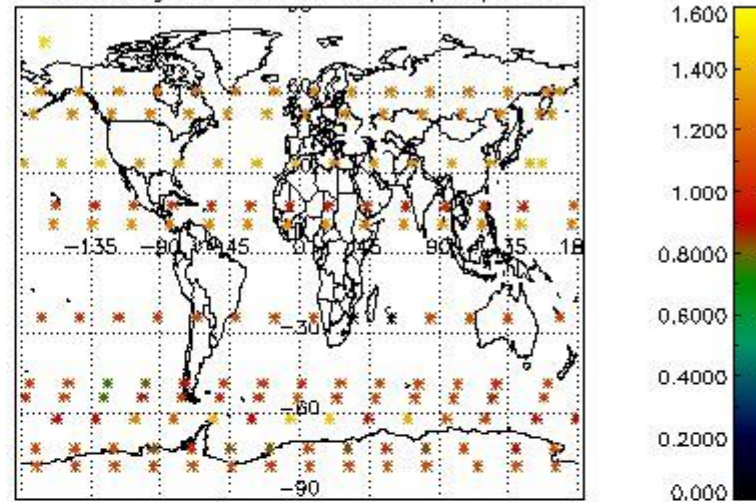


4.2.2 Plot level 1 quality information per product (world map): ENVISAT DESCENDING passes

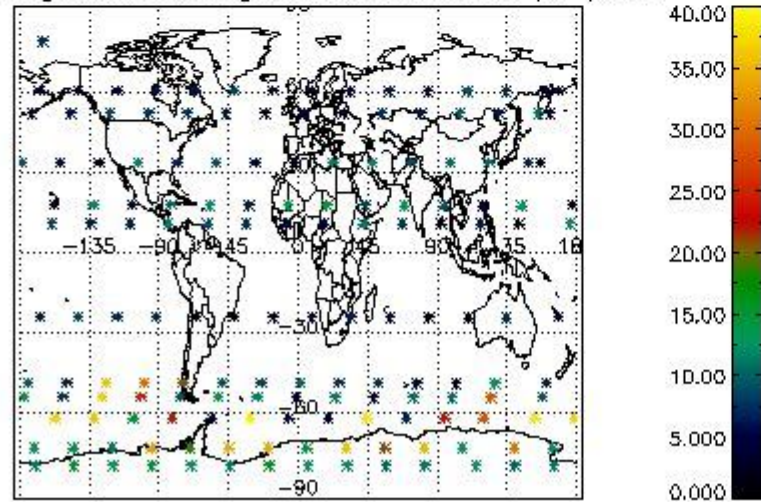
Percentage of cosmic ray hits per profile



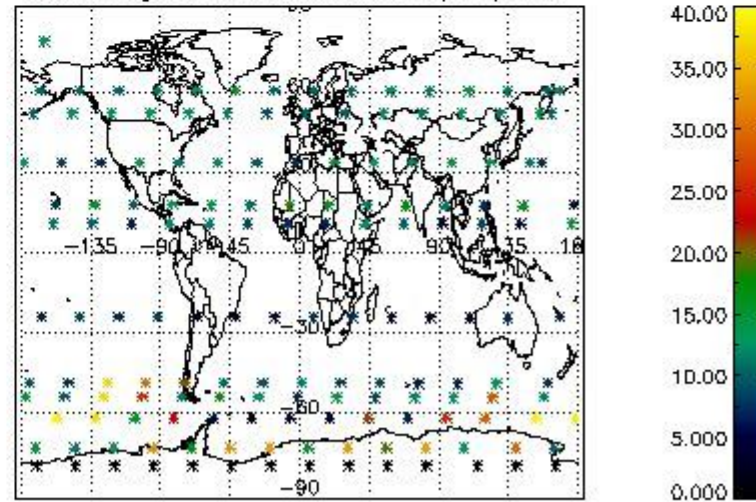
Percentage of datation errors per profile



Percentage of star falling outside central band per profile



Percentage of saturation errors per profile



5. Trace gas profiles

5.1 Ozone statistics based on quality of products

The final quality of the products can be "measured" using the STD (Standard Deviation) attached to every point profile. This information is written to the parameter GOM_NL__2P/NL_LOCAL_SPECIES_DENSITY/o3_std of the level 2 products. The table below shows the statistics for given STD ranges.

The statistics are given with respect to the overall valid production:

- Products without fatal errors: GOM_NL__2P/MPH/PRODUCT_ERR=0
- Valid point profile: GOM_NL__2P/NL_LOCAL_SPECIES_DENSITY/pcd(0)=0

The 'Criteria' is applied to valid points of dark limb products:

- Products in dark limb illumination condition: GOM_NL__2P/NL_SUMMARY_QUALITY/obs_ill_cond=0
- Products without fatal errors: GOM_NL__2P/MPH/PRODUCT_ERR=0
- Valid point profile: GOM_NL__2P/NL_LOCAL_SPECIES_DENSITY/pcd(0)=0

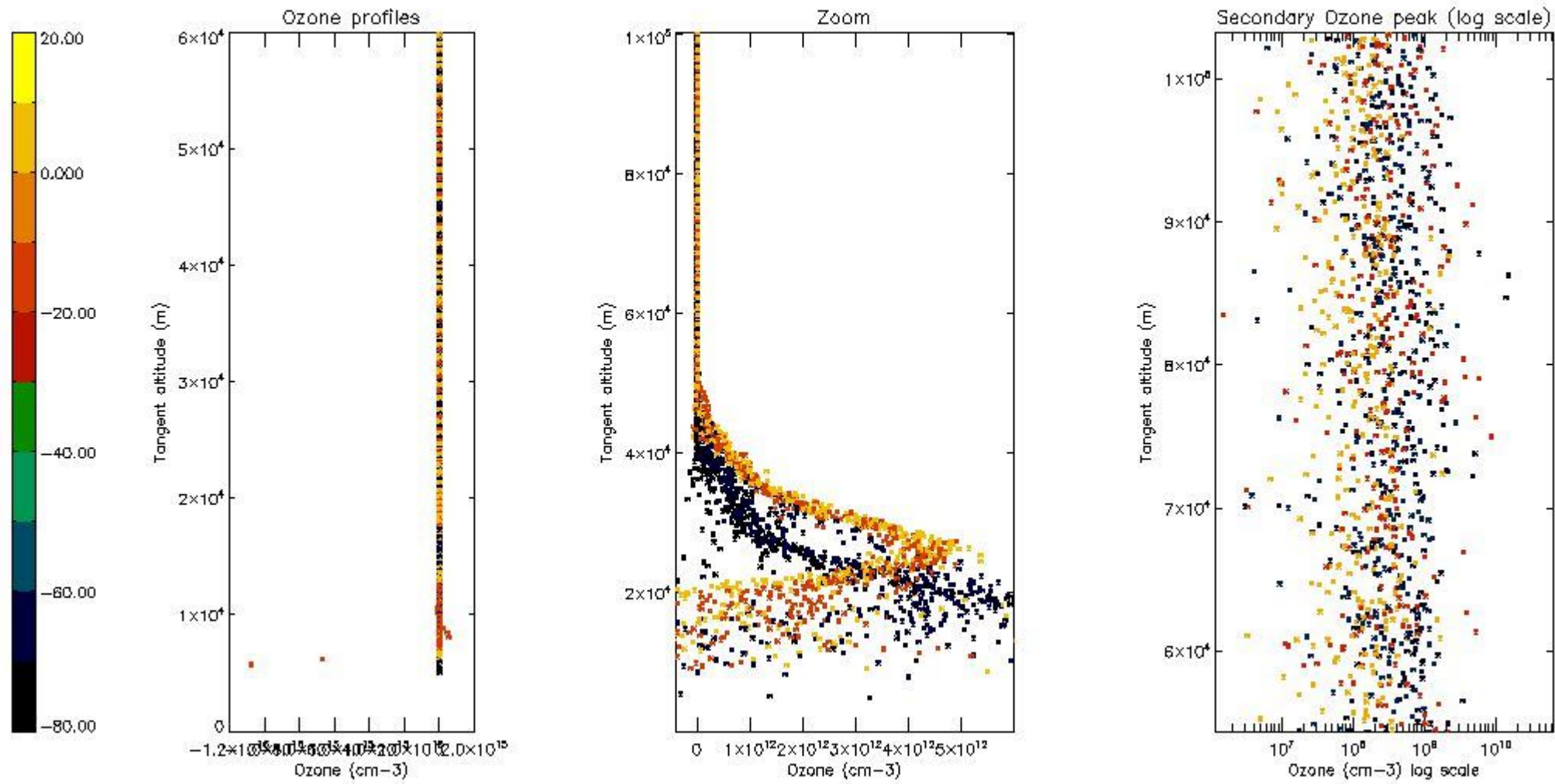
So, the table below shows the percentage of dark limb and valid observations for each criteria with respect to the overall valid daily observations.

Criteria	% of total production
All STD	21
STD < 20	5

STD < 10	2
STD < 5	0

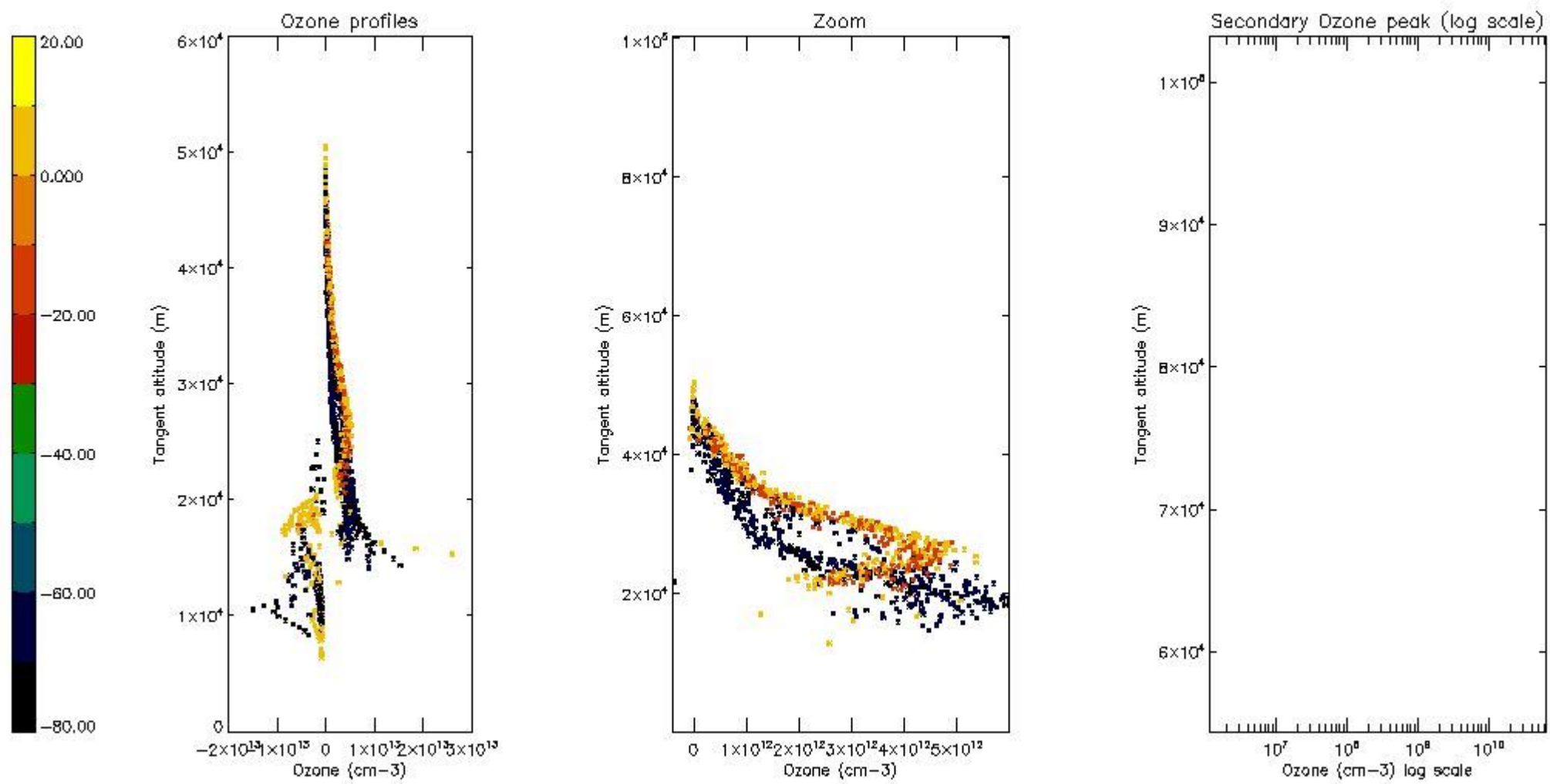
5.2 Plot ozone profiles for all STD (dark without errors)

The colorbar represents the latitude.



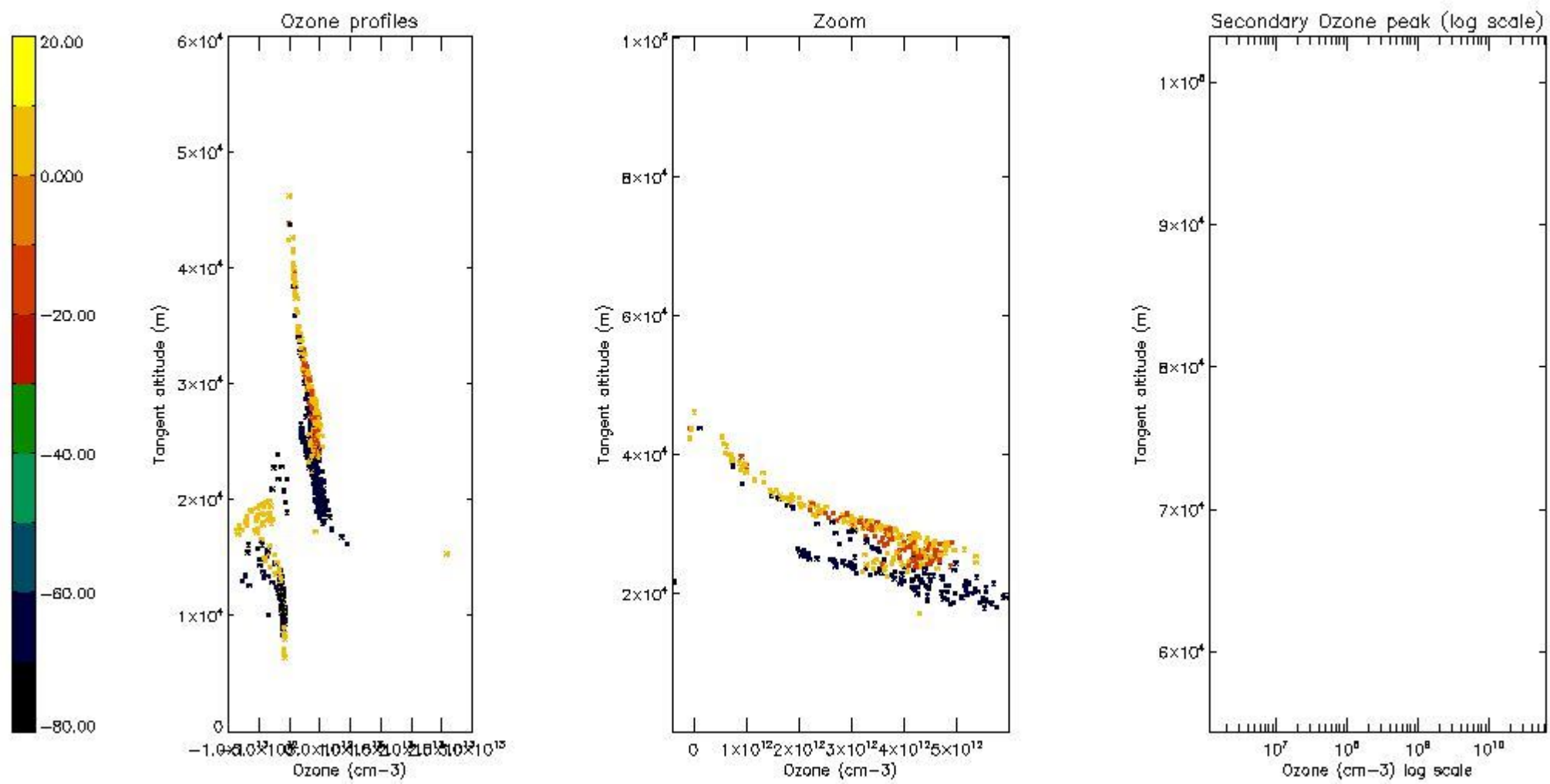
5.3 Plot ozone profiles where STD < 20% (dark without errors)

The colorbar represents the latitude.



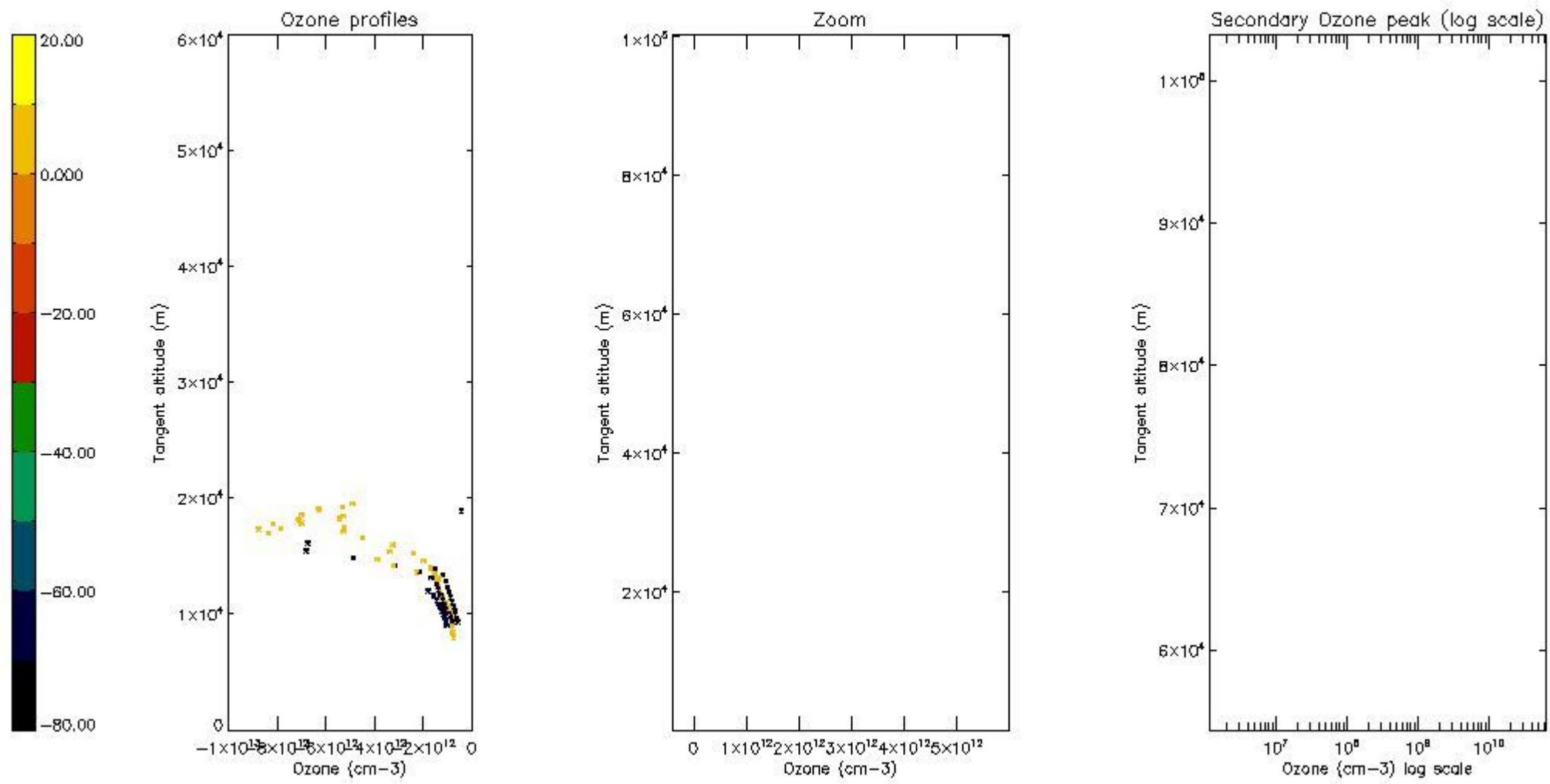
5.4 Plot ozone profiles where $STD < 10\%$ (dark without errors)

The colorbar represents the latitude.



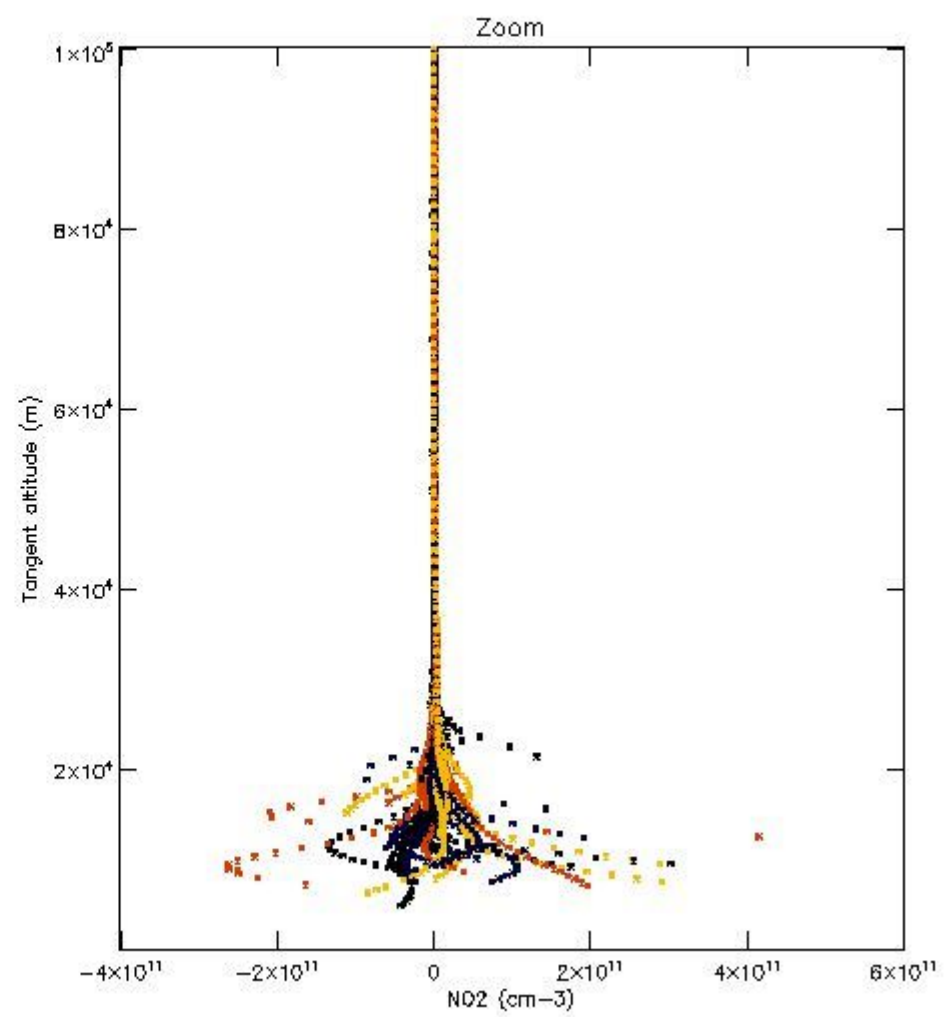
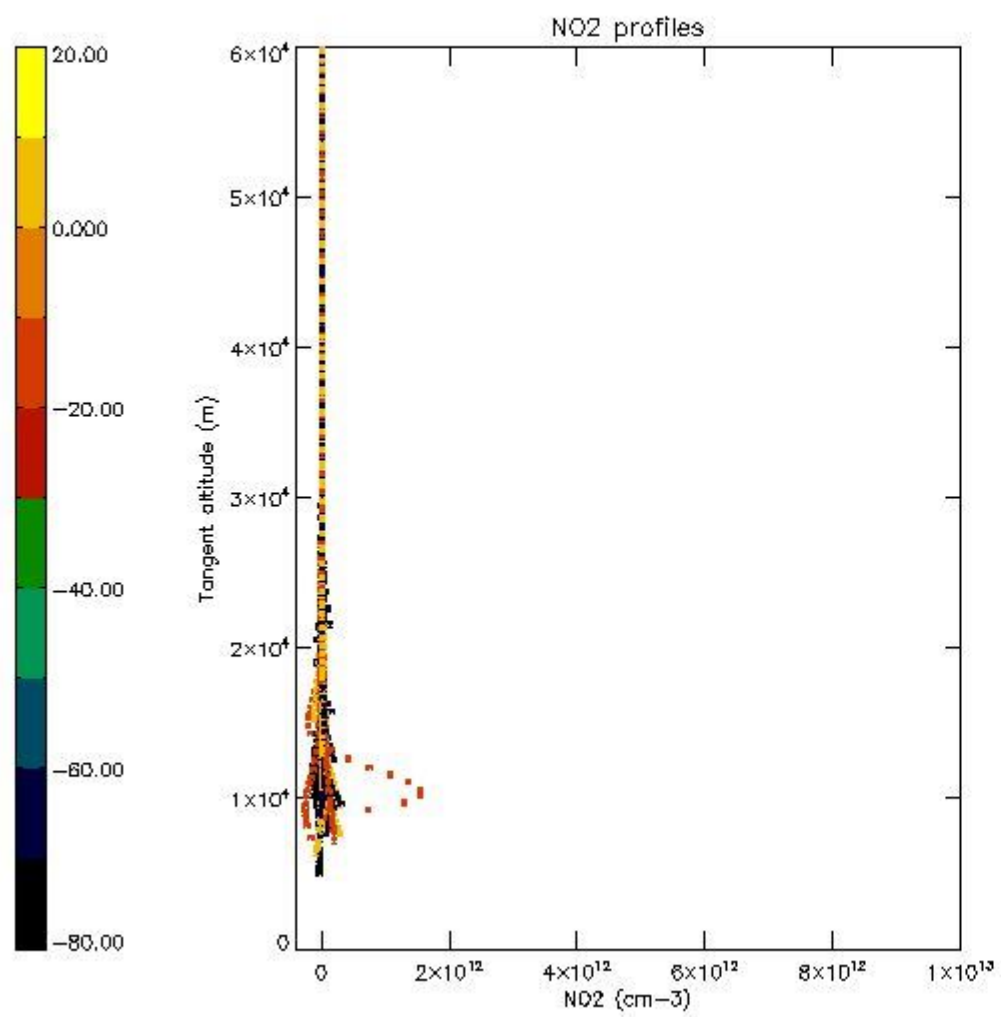
5.5 Plot ozone profiles where $STD < 5\%$ (dark without errors)

The colorbar represents the latitude.



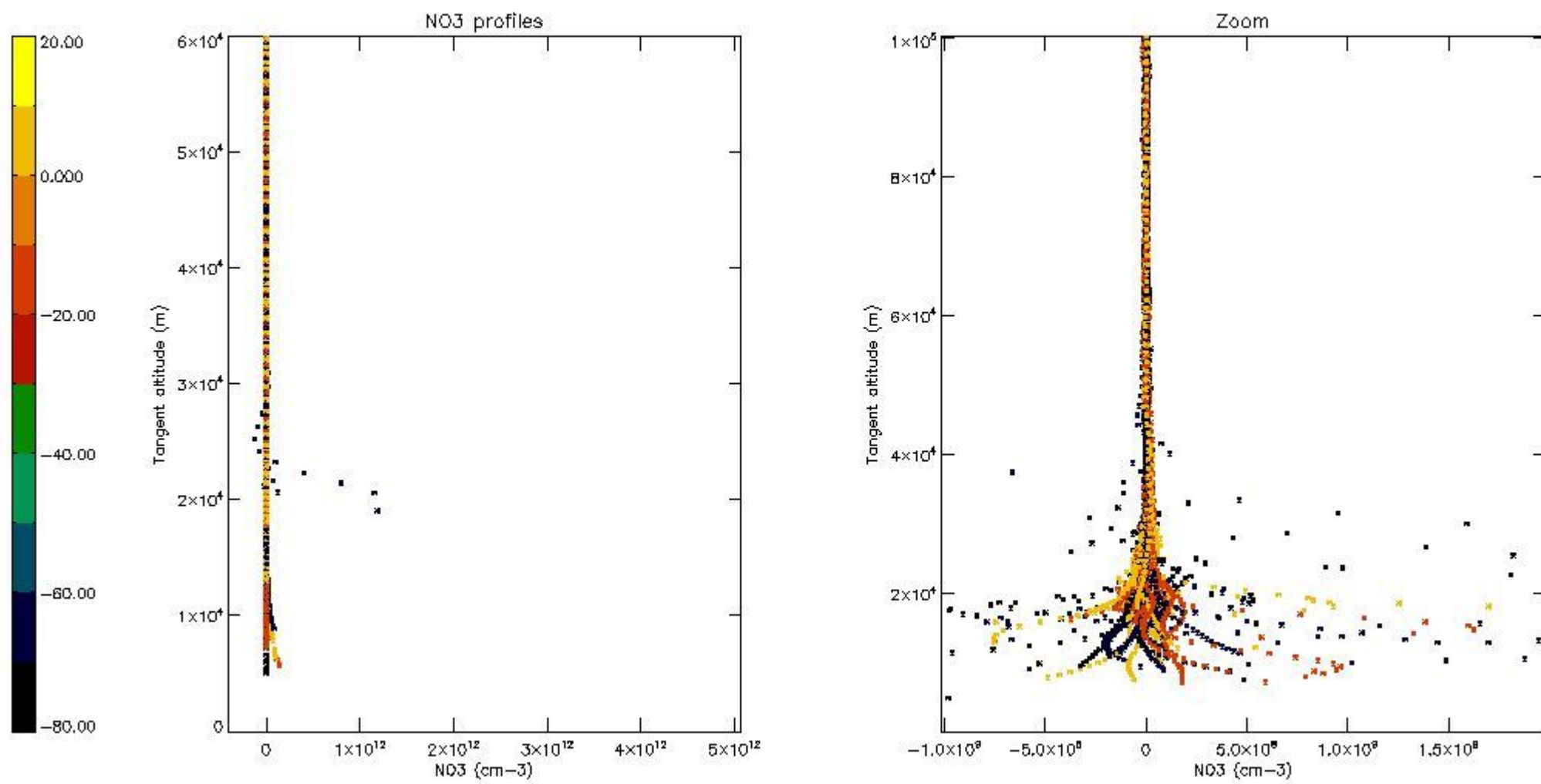
5.6 Plot NO₂ profiles for all STD (dark without errors)

The colorbar represents the latitude.



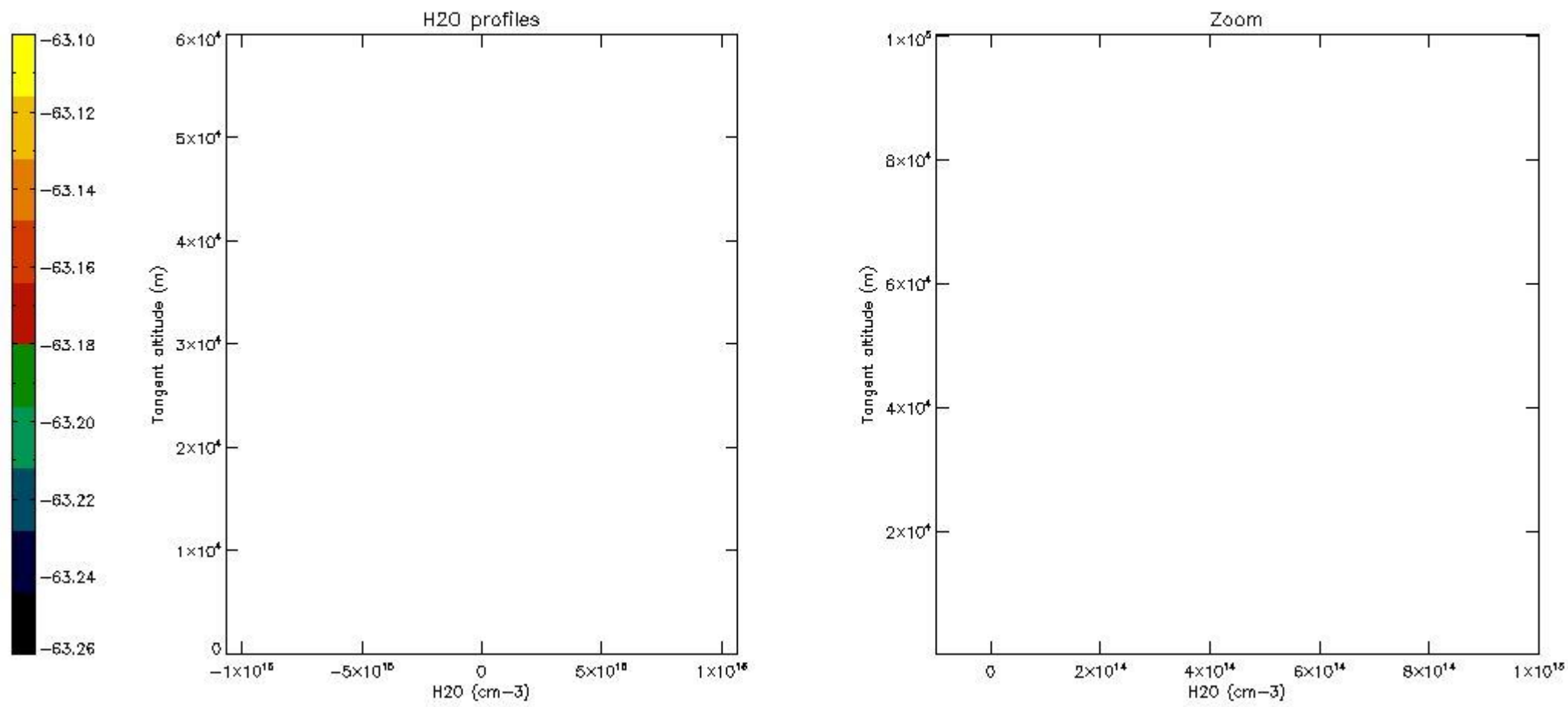
5.7 Plot NO3 profiles for all STD (dark without errors)

The colorbar represents the latitude.



5.8 Plot H2O profiles for all STD (only for occultations of stars 1,2,3,4,13,14,16,26,63 dark without errors)

The colorbar represents the latitude.



6. Auxiliary Data Files used for the production reported in section 2

The number reported in the third column indicates since which file (see list in section 2) the corresponding auxiliary file has been used. The fourth column is the date of those product files.

Type	Auxiliary Filename	Used since product	Used since product date
INST_PHYS_CHARACTERISTICS	GOM_INS_AXVIEC20091111_143220_20030716_120000_20500101_000000	1	23-JUN-2010 00:09:12
LEVEL-2_PROC_CONFIG	GOM_PR2_AXVIEC20091111_152718_20020301_000000_20500101_000000	1	23-JUN-2010 00:09:12
CROSS_SECTIONS_FILE	GOM_CRS_AXVIEC20091111_154832_20020301_000000_20500101_000000	1	23-JUN-2010 00:09:12

GOMOS Level 2 Daily Report

SUMMARY

[1. General Info](#)

[2. Summary of processed GOM_NL_2P products](#)

[3. Level 2 Quality information per product](#)

[3.1 Plot of level 2 quality information per product \(time dependant\)](#)

[3.2 Plot of level 2 quality information per product \(world map\)](#)

[4. Level 1 Quality information per product \(stored on level 2 products\)](#)

[4.1 Plot of level 1 quality information per product \(time dependant\)](#)

[4.1.1 Plot of level 1 quality information per product \(time dependant\): ASCENDING](#)

[4.1.2 Plot of level 1 quality information per product \(time dependant\): DESCENDING](#)

[4.2 Plot of level 1 quality information per product \(world map\)](#)

[4.2.1 Plot of level 1 quality information per product \(world map\): ASCENDING](#)

[4.2.2 Plot of level 1 quality information per product \(world map\): DESCENDING](#)

[5. Ozone profiles based on quality statistics and other trace gas profiles](#)

[5.1 Ozone statistics based on quality of products](#)

[5.2 Plot ozone profiles for all STD \(dark without errors\)](#)

[5.3 Plot ozone profiles where STD < 20% \(dark without errors\)](#)

[5.4. Plot ozone profiles where STD < 10% \(dark without errors\)](#)

[5.5. Plot ozone profiles where STD < 5% \(dark without errors\)](#)

[5.6 Plot NO2 profiles for all STD \(dark without errors\)](#)

[5.7 Plot NO3 profiles for all STD \(dark without errors\)](#)

[5.8 Plot H2O profiles \(only for occultations of stars 1,2,3,4,13,14,16,26,63 dark without errors\) for all STD](#)

[6. Auxiliary Data Files used for the production reported in section 2](#)

This report presents the daily analysis on parameters extracted from GOMOS level 2 data (GOM_NL__2P). It is intended to monitor some important parameters that will impact the quality of these products. A list of level 2 products (and content) that have arrived during the reporting day to the PCF is also given.

Item	Value
Time of report generation	29APR2013 12:16:38
Data source version	GOMOS/6.01
Start time of products	23-06-2010 (23JUN2010 00:00:00)
Stop time of products	24-06-2010 (24JUN2010 00:00:00)
Store outputs in DB	Yes
Nb of level 2 prods	287
Nb of prods with errors	0

2. Summary of processed GOM_NL__2P products.

Nr	Filename	UTC Start time	Limb	Duration	Star Id	Star Name	Star Mag	Star Temp	Nb Meas	Orbit	Prod. error
1	GOM_NL__2PRFIN20100623_000912_000000472090_00317_43457_6343.N1	23-JUN-2010 00:09:12	Twilight	46.500	38	20Eps Sgr	1.8360	11000.	93	43457	No
2	GOM_NL__2PRFIN20100623_001038_000000502090_00317_43457_6344.N1	23-JUN-2010 00:10:38	Bright	49.500	116	19Del Sgr	2.7000	4100.0	99	43457	No
3	GOM_NL__2PRFIN20100623_001249_000000512090_00317_43457_6345.N1	23-JUN-2010 00:12:49	Bright	50.500	155	41Pi Sgr	2.9000	6600.0	101	43457	No
4	GOM_NL__2PRFIN20100623_001542_000000342090_00317_43457_6346.N1	23-JUN-2010 00:15:42	Bright	33.500	86	35Eta Oph	2.4300	10200.	67	43457	No
5	GOM_NL__2PRFIN20100623_002142_000000402090_00317_43457_6347.N1	23-JUN-2010 00:21:42	Bright	39.500	126	60Bet Oph	2.7700	4250.0	79	43457	No
6	GOM_NL__2PRFIN20100623_002407_000000422090_00317_43457_6348.N1	23-JUN-2010 00:24:07	Bright	41.500	59	55Alp Oph	2.0800	8900.0	83	43457	No
7	GOM_NL__2PRFIN20100623_002920_000000372090_00317_43457_6349.N1	23-JUN-2010 00:29:20	Bright	36.500	133	40Zet Her	2.8070	6000.0	73	43457	No
8	GOM_NL__2PRFIN20100623_003353_000000522090_00317_43457_6350.N1	23-JUN-2010 00:33:53	Bright	51.500	5	3Alp Lyr	0.033000	11000.	103	43457	No
9	GOM_NL__2PRFIN20100623_003547_000000372090_00317_43457_6351.N1	23-JUN-2010 00:35:47	Bright	36.500	130	23Bet Dra	2.7990	5800.0	73	43457	No
10	GOM_NL__2PRFIN20100623_004537_000000472090_00317_43457_6352.N1	23-JUN-2010 00:45:37	Bright	47.000	89	5Alp Cep	2.4510	8000.0	94	43457	No
11	GOM_NL__2PRFIN20100623_005233_000000492090_00317_43457_6353.N1	23-JUN-2010 00:52:33	Bright	49.000	74	11Bet Cas	2.2680	6600.0	98	43457	No
12	GOM_NL__2PRFIN20100623_005404_000000582090_00317_43457_6354.N1	23-JUN-2010 00:54:04	Bright	58.000	68	18Alp Cas	2.2250	4500.0	116	43457	No
13	GOM_NL__2PRFIN20100623_005618_000000472090_00317_43457_6355.N1	23-JUN-2010 00:56:18	Bright	46.500	160	23Gam Per	2.9300	4700.0	93	43457	No
14	GOM_NL__2PRFIN20100623_005943_000000462090_00317_43457_6356.N1	23-JUN-2010 00:59:43	Bright	46.000	73	57Gam1And	2.2600	13100.	92	43457	No
15	GOM_NL__2PRFIN20100623_010207_000000452090_00317_43457_6357.N1	23-JUN-2010 01:02:07	Twilight	45.000	173	4Bet Tri	3.0040	8900.0	90	43457	No
16	GOM_NL__2PRFIN20100623_010557_000000462090_00317_43457_6358.N1	23-JUN-2010 01:05:57	Dark	46.000	50	13Alp Ari	2.0070	4250.0	92	43457	No
17	GOM_NL__2PRFIN20100623_011047_000000362090_00317_43457_6359.N1	23-JUN-2010 01:10:47	Dark	36.000	94	92Alp Cet	2.5260	3100.0	72	43457	No
18	GOM_NL__2PRFIN20100623_012853_000000482090_00317_43457_6360.N1	23-JUN-2010 01:28:53	Dark	47.500	84	Alp Phe	2.3970	4500.0	95	43457	No
19	GOM_NL__2PRFIN20100623_013520_000000502090_00318_43458_6340.N1	23-JUN-2010 01:35:20	Dark	49.500	63	Bet Gru	2.1500	2800.0	99	43458	No
20	GOM_NL__2PRFIN20100623_013722_000000512090_00318_43458_6341.N1	23-JUN-2010 01:37:22	Straylight	51.000	31	Alp Gru	1.7340	15200.	102	43458	No
21	GOM_NL__2PRFIN20100623_014032_000000422090_00318_43458_6342.N1	23-JUN-2010 01:40:32	Straylight	42.000	45	Alp Pav	1.9400	26000.	84	43458	No
22	GOM_NL__2PRFIN20100623_014948_000000472090_00318_43458_6343.N1	23-JUN-2010 01:49:48	Twilight	46.500	38	20Eps Sgr	1.8360	11000.	93	43458	No
23	GOM_NL__2PRFIN20100623_015114_000000532090_00318_43458_6344.N1	23-JUN-2010 01:51:14	Bright	53.000	116	19Del Sgr	2.7000	4100.0	106	43458	No
24	GOM_NL__2PRFIN20100623_015325_000000522090_00318_43458_6345.N1	23-JUN-2010 01:53:25	Bright	52.000	155	41Pi Sgr	2.9000	6600.0	104	43458	No
25	GOM_NL__2PRFIN20100623_020218_000000412090_00318_43458_6346.N1	23-JUN-2010 02:02:18	Bright	40.500	126	60Bet Oph	2.7700	4250.0	81	43458	No
26	GOM_NL__2PRFIN20100623_020443_000000402090_00318_43458_6347.N1	23-JUN-2010 02:04:43	Bright	40.000	59	55Alp Oph	2.0800	8900.0	80	43458	No
27	GOM_NL__2PRFIN20100623_020956_000000392090_00318_43458_6348.N1	23-JUN-2010 02:09:56	Bright	38.500	133	40Zet Her	2.8070	6000.0	77	43458	No
28	GOM_NL__2PRFIN20100623_021428_000000472090_00318_43458_6349.N1	23-JUN-2010 02:14:28	Bright	47.000	5	3Alp Lyr	0.033000	11000.	94	43458	No
29	GOM_NL__2PRFIN20100623_021622_000000402090_00318_43458_6350.N1	23-JUN-2010 02:16:22	Bright	39.500	130	23Bet Dra	2.7990	5800.0	79	43458	No
30	GOM_NL__2PRFIN20100623_022612_000000452090_00318_43458_6351.N1	23-JUN-2010 02:26:12	Bright	45.000	89	5Alp Cep	2.4510	8000.0	90	43458	No
31	GOM_NL__2PRFIN20100623_023308_000000452090_00318_43458_6352.N1	23-JUN-2010 02:33:08	Bright	45.000	74	11Bet Cas	2.2680	6600.0	90	43458	No
32	GOM_NL__2PRFIN20100623_023440_000000482090_00318_43458_6353.N1	23-JUN-2010 02:34:40	Bright	47.500	68	18Alp Cas	2.2250	4500.0	95	43458	No
33	GOM_NL__2PRFIN20100623_023653_000000452090_00318_43458_6354.N1	23-JUN-2010 02:36:53	Bright	44.500	160	23Gam Per	2.9300	4700.0	89	43458	No
34	GOM_NL__2PRFIN20100623_024019_000000602090_00318_43458_6355.N1	23-JUN-2010 02:40:19	Bright	60.000	73	57Gam1And	2.2600	13100.	120	43458	No
35	GOM_NL__2PRFIN20100623_024243_000000452090_00318_43458_6356.N1	23-JUN-2010 02:42:43	Twilight	44.500	173	4Bet Tri	3.0040	8900.0	89	43458	No
36	GOM_NL__2PRFIN20100623_024633_000000492090_00318_43458_6357.N1	23-JUN-2010 02:46:33	Dark	49.000	50	13Alp Ari	2.0070	4250.0	98	43458	No
37	GOM_NL__2PRFIN20100623_025123_000000372090_00318_43458_6358.N1	23-JUN-2010 02:51:23	Dark	36.500	94	92Alp Cet	2.5260	3100.0	73	43458	No
38	GOM_NL__2PRFIN20100623_030930_000000152090_00318_43458_6359.N1	23-JUN-2010 03:09:30	Dark	14.500	84	Alp Phe	2.3970	4500.0	29	43458	No
39	GOM_NL__2PRFIN20100623_031557_000000542090_00319_43459_6340.N1	23-JUN-2010 03:15:57	Dark	53.500	63	Bet Gru	2.1500	2800.0	107	43459	No
40	GOM_NL__2PRFIN20100623_031759_000000512090_00319_43459_6341.N1	23-JUN-2010 03:17:59	Straylight	51.000	31	Alp Gru	1.7340	15200.	102	43459	No
41	GOM_NL__2PRFIN20100623_032109_000000402090_00319_43459_6342.N1	23-JUN-2010 03:21:09	Straylight	40.000	45	Alp Pav	1.9400	26000.	80	43459	No
42	GOM_NL__2PRFIN20100623_033025_000000472090_00319_43459_6343.N1	23-JUN-2010 03:30:25	Twilight	46.500	38	20Eps Sgr	1.8360	11000.	93	43459	No

43	GOM_NL__2PRFIN20100623_033150_000000522090_00319_43459_6344.N1	23-JUN-2010 03:31:50	Bright	51.500	116	19Del Sgr	2.7000	4100.0	103	43459	No
44	GOM_NL__2PRFIN20100623_033401_000000492090_00319_43459_6345.N1	23-JUN-2010 03:34:01	Bright	48.500	155	41Pi Sgr	2.9000	6600.0	97	43459	No
45	GOM_NL__2PRFIN20100623_034254_000000422090_00319_43459_6346.N1	23-JUN-2010 03:42:54	Bright	42.000	126	60Bet Oph	2.7700	4250.0	84	43459	No
46	GOM_NL__2PRFIN20100623_034518_000000422090_00319_43459_6347.N1	23-JUN-2010 03:45:18	Bright	41.500	59	55Alp Oph	2.0800	8900.0	83	43459	No
47	GOM_NL__2PRFIN20100623_035032_000000382090_00319_43459_6348.N1	23-JUN-2010 03:50:32	Bright	38.000	133	40Zet Her	2.8070	6000.0	76	43459	No
48	GOM_NL__2PRFIN20100623_035504_000000492090_00319_43459_6349.N1	23-JUN-2010 03:55:04	Bright	49.000	5	3Alp Lyr	0.033000	11000.	98	43459	No
49	GOM_NL__2PRFIN20100623_035658_000000382090_00319_43459_6350.N1	23-JUN-2010 03:56:58	Bright	37.500	130	23Bet Dra	2.7990	5800.0	75	43459	No
50	GOM_NL__2PRFIN20100623_040647_000000462090_00319_43459_6351.N1	23-JUN-2010 04:06:47	Bright	45.500	89	5Alp Cep	2.4510	8000.0	91	43459	No
51	GOM_NL__2PRFIN20100623_041344_000000462090_00319_43459_6352.N1	23-JUN-2010 04:13:44	Bright	45.500	74	11Bet Cas	2.2680	6600.0	91	43459	No
52	GOM_NL__2PRFIN20100623_041515_000000482090_00319_43459_6353.N1	23-JUN-2010 04:15:15	Bright	47.500	68	18Alp Cas	2.2250	4500.0	95	43459	No
53	GOM_NL__2PRFIN20100623_041729_000000362090_00319_43459_6354.N1	23-JUN-2010 04:17:29	Bright	36.000	160	23Gam Per	2.9300	4700.0	72	43459	No
54	GOM_NL__2PRFIN20100623_042055_000000502090_00319_43459_6355.N1	23-JUN-2010 04:20:55	Bright	49.500	73	57Gam1And	2.2600	13100.	99	43459	No
55	GOM_NL__2PRFIN20100623_042320_000000462090_00319_43459_6356.N1	23-JUN-2010 04:23:20	Tw_i_and_stray	45.500	173	4Bet Tri	3.0040	8900.0	91	43459	No
56	GOM_NL__2PRFIN20100623_042710_000000572090_00319_43459_6357.N1	23-JUN-2010 04:27:10	Dark	56.500	50	13Alp Ari	2.0070	4250.0	113	43459	No
57	GOM_NL__2PRFIN20100623_043159_000000372090_00319_43459_6358.N1	23-JUN-2010 04:31:59	Dark	37.000	94	92Alp Cet	2.5260	3100.0	74	43459	No
58	GOM_NL__2PRFIN20100623_045007_000000442090_00319_43459_6359.N1	23-JUN-2010 04:50:07	Dark	44.000	84	Alp Phe	2.3970	4500.0	88	43459	No
59	GOM_NL__2PRFIN20100623_045634_000000572090_00320_43460_6340.N1	23-JUN-2010 04:56:34	Dark	57.000	63	Bet Gru	2.1500	2800.0	114	43460	No
60	GOM_NL__2PRFIN20100623_045836_000000512090_00320_43460_6341.N1	23-JUN-2010 04:58:36	Straylight	51.000	31	Alp Gru	1.7340	15200.	102	43460	No
61	GOM_NL__2PRFIN20100623_050146_000000492090_00320_43460_6342.N1	23-JUN-2010 05:01:46	Straylight	48.500	45	Alp Pav	1.9400	26000.	97	43460	No
62	GOM_NL__2PRFIN20100623_051101_000000472090_00320_43460_6343.N1	23-JUN-2010 05:11:01	Tw_i_and_stray	46.500	38	20Eps Sgr	1.8360	11000.	93	43460	No
63	GOM_NL__2PRFIN20100623_051227_000000462090_00320_43460_6344.N1	23-JUN-2010 05:12:27	Bright	46.000	116	19Del Sgr	2.7000	4100.0	92	43460	No
64	GOM_NL__2PRFIN20100623_051437_000000512090_00320_43460_6345.N1	23-JUN-2010 05:14:37	Bright	50.500	155	41Pi Sgr	2.9000	6600.0	101	43460	No
65	GOM_NL__2PRFIN20100623_052330_000000402090_00320_43460_6346.N1	23-JUN-2010 05:23:30	Bright	40.000	126	60Bet Oph	2.7700	4250.0	80	43460	No
66	GOM_NL__2PRFIN20100623_052554_000000402090_00320_43460_6347.N1	23-JUN-2010 05:25:54	Bright	40.000	59	55Alp Oph	2.0800	8900.0	80	43460	No
67	GOM_NL__2PRFIN20100623_053107_000000382090_00320_43460_6348.N1	23-JUN-2010 05:31:07	Bright	38.000	133	40Zet Her	2.8070	6000.0	76	43460	No
68	GOM_NL__2PRFIN20100623_053539_000000522090_00320_43460_6349.N1	23-JUN-2010 05:35:39	Bright	52.000	5	3Alp Lyr	0.033000	11000.	104	43460	No
69	GOM_NL__2PRFIN20100623_053734_000000402090_00320_43460_6350.N1	23-JUN-2010 05:37:34	Bright	40.000	130	23Bet Dra	2.7990	5800.0	80	43460	No
70	GOM_NL__2PRFIN20100623_054722_000000472090_00320_43460_6351.N1	23-JUN-2010 05:47:22	Bright	46.500	89	5Alp Cep	2.4510	8000.0	93	43460	No
71	GOM_NL__2PRFIN20100623_055419_000000472090_00320_43460_6352.N1	23-JUN-2010 05:54:19	Bright	46.500	74	11Bet Cas	2.2680	6600.0	93	43460	No
72	GOM_NL__2PRFIN20100623_055551_000000462090_00320_43460_6353.N1	23-JUN-2010 05:55:51	Bright	45.500	68	18Alp Cas	2.2250	4500.0	91	43460	No
73	GOM_NL__2PRFIN20100623_055805_000000542090_00320_43460_6354.N1	23-JUN-2010 05:58:05	Bright	54.000	160	23Gam Per	2.9300	4700.0	108	43460	No
74	GOM_NL__2PRFIN20100623_060131_000000602090_00320_43460_6355.N1	23-JUN-2010 06:01:31	Bright	60.000	73	57Gam1And	2.2600	13100.	120	43460	No
75	GOM_NL__2PRFIN20100623_060355_000000462090_00320_43460_6356.N1	23-JUN-2010 06:03:55	Tw_i_and_stray	45.500	173	4Bet Tri	3.0040	8900.0	91	43460	No
76	GOM_NL__2PRFIN20100623_060746_000000532090_00320_43460_6357.N1	23-JUN-2010 06:07:46	Dark	53.000	50	13Alp Ari	2.0070	4250.0	106	43460	No
77	GOM_NL__2PRFIN20100623_061236_000000372090_00320_43460_6358.N1	23-JUN-2010 06:12:36	Dark	37.000	94	92Alp Cet	2.5260	3100.0	74	43460	No
78	GOM_NL__2PRFIN20100623_063043_000000602090_00320_43460_6359.N1	23-JUN-2010 06:30:43	Dark	59.500	84	Alp Phe	2.3970	4500.0	119	43460	No
79	GOM_NL__2PRFIN20100623_063710_000000552090_00321_43461_6340.N1	23-JUN-2010 06:37:10	Dark	54.500	63	Bet Gru	2.1500	2800.0	109	43461	No
80	GOM_NL__2PRFIN20100623_063913_000000542090_00321_43461_6341.N1	23-JUN-2010 06:39:13	Straylight	53.500	31	Alp Gru	1.7340	15200.	107	43461	No
81	GOM_NL__2PRFIN20100623_064222_000000412090_00321_43461_6342.N1	23-JUN-2010 06:42:22	Straylight	41.000	45	Alp Pav	1.9400	26000.	82	43461	No
82	GOM_NL__2PRFIN20100623_065137_000000452090_00321_43461_6343.N1	23-JUN-2010 06:51:37	Tw_i_and_stray	45.000	38	20Eps Sgr	1.8360	11000.	90	43461	No
83	GOM_NL__2PRFIN20100623_065302_000000582090_00321_43461_6344.N1	23-JUN-2010 06:53:02	Bright	58.000	116	19Del Sgr	2.7000	4100.0	116	43461	No
84	GOM_NL__2PRFIN20100623_065513_000000522090_00321_43461_6345.N1	23-JUN-2010 06:55:13	Bright	52.000	155	41Pi Sgr	2.9000	6600.0	104	43461	No
85	GOM_NL__2PRFIN20100623_070406_000000412090_00321_43461_6346.N1	23-JUN-2010 07:04:06	Bright	40.500	126	60Bet Oph	2.7700	4250.0	81	43461	No
86	GOM_NL__2PRFIN20100623_070630_000000412090_00321_43461_6347.N1	23-JUN-2010 07:06:30	Bright	40.500	59	55Alp Oph	2.0800	8900.0	81	43461	No
87	GOM_NL__2PRFIN20100623_071143_000000392090_00321_43461_6348.N1	23-JUN-2010 07:11:43	Bright	38.500	133	40Zet Her	2.8070	6000.0	77	43461	No
88	GOM_NL__2PRFIN20100623_071615_000000492090_00321_43461_6349.N1	23-JUN-2010 07:16:15	Bright	48.500	5	3Alp Lyr	0.033000	11000.	97	43461	No
89	GOM_NL__2PRFIN20100623_071810_000000412090_00321_43461_6350.N1	23-JUN-2010 07:18:10	Bright	41.000	130	23Bet Dra	2.7990	5800.0	82	43461	No
90	GOM_NL__2PRFIN20100623_072758_000000482090_00321_43461_6351.N1	23-JUN-2010 07:27:58	Bright	47.500	89	5Alp Cep	2.4510	8000.0	95	43461	No
91	GOM_NL__2PRFIN20100623_073455_000000472090_00321_43461_6352.N1	23-JUN-2010 07:34:55	Bright	46.500	74	11Bet Cas	2.2680	6600.0	93	43461	No
92	GOM_NL__2PRFIN20100623_073627_000000492090_00321_43461_6353.N1	23-JUN-2010 07:36:27	Bright	49.000	68	18Alp Cas	2.2250	4500.0	98	43461	No
93	GOM_NL__2PRFIN20100623_073841_000000352090_00321_43461_6354.N1	23-JUN-2010 07:38:41	Bright	34.500	160	23Gam Per	2.9300	4700.0	69	43461	No
94	GOM_NL__2PRFIN20100623_074207_000000482090_00321_43461_6355.N1	23-JUN-2010 07:42:07	Bright	47.500	73	57Gam1And	2.2600	13100.	95	43461	No
95	GOM_NL__2PRFIN20100623_074431_000000482090_00321_43461_6356.N1	23-JUN-2010 07:44:31	Tw_i_and_stray	47.500	173	4Bet Tri	3.0040	8900.0	95	43461	No
96	GOM_NL__2PRFIN20100623_074822_000000522090_00321_43461_6357.N1	23-JUN-2010 07:48:22	Dark	51.500	50	13Alp Ari	2.0070	4250.0	103	43461	No
97	GOM_NL__2PRFIN20100623_075312_000000382090_00321_43461_6358.N1	23-JUN-2010 07:53:12	Dark	38.000	94	92Alp Cet	2.5260	3100.0	76	43461	No
98	GOM_NL__2PRFIN20100623_081120_000000462090_00321_43461_6359.N1	23-JUN-2010 08:11:20	Dark	46.000	84	Alp Phe	2.3970	4500.0	92	43461	No
99	GOM_NL__2PRFIN20100623_081748_000000602090_00322_43462_6340.N1	23-JUN-2010 08:17:48	Dark	59.500	63	Bet Gru	2.1500	2800.0	119	43462	No
100	GOM_NL__2PRFIN20100623_081950_000000572090_00322_43462_6341.N1	23-JUN-2010 08:19:50	Straylight	56.500	31	Alp Gru	1.7340	15200.	113	43462	No
101	GOM_NL__2PRFIN20100623_082258_000000432090_00322_43462_6342.N1	23-JUN-2010 08:22:58	Straylight	42.500	45	Alp Pav	1.9400	26000.	85	43462	No

102	GOM_NL__2PRFIN20100623_083214_000000482090_00322_43462_6343.N1	23-JUN-2010 08:32:14	Twilight	47.500	38	20Eps Sgr	1.8360	11000.	95	43462	No
103	GOM_NL__2PRFIN20100623_083339_000000512090_00322_43462_6344.N1	23-JUN-2010 08:33:39	Bright	50.500	116	19Del Sgr	2.7000	4100.0	101	43462	No
104	GOM_NL__2PRFIN20100623_083550_000000512090_00322_43462_6345.N1	23-JUN-2010 08:35:50	Bright	51.000	155	41Pi Sgr	2.9000	6600.0	102	43462	No
105	GOM_NL__2PRFIN20100623_084442_000000402090_00322_43462_6346.N1	23-JUN-2010 08:44:42	Bright	39.500	126	60Bet Oph	2.7700	4250.0	79	43462	No
106	GOM_NL__2PRFIN20100623_084706_000000402090_00322_43462_6347.N1	23-JUN-2010 08:47:06	Bright	39.500	59	55Alp Oph	2.0800	8900.0	79	43462	No
107	GOM_NL__2PRFIN20100623_085219_000000392090_00322_43462_6348.N1	23-JUN-2010 08:52:19	Bright	39.000	133	40Zet Her	2.8070	6000.0	78	43462	No
108	GOM_NL__2PRFIN20100623_085650_000000522090_00322_43462_6349.N1	23-JUN-2010 08:56:50	Bright	52.000	5	3Alp Lyr	0.033000	11000.	104	43462	No
109	GOM_NL__2PRFIN20100623_085845_000000392090_00322_43462_6350.N1	23-JUN-2010 08:58:45	Bright	38.500	130	23Bet Dra	2.7990	5800.0	77	43462	No
110	GOM_NL__2PRFIN20100623_090833_000000482090_00322_43462_6351.N1	23-JUN-2010 09:08:33	Bright	47.500	89	5Alp Cep	2.4510	8000.0	95	43462	No
111	GOM_NL__2PRFIN20100623_091530_000000482090_00322_43462_6352.N1	23-JUN-2010 09:15:30	Bright	48.000	74	11Bet Cas	2.2680	6600.0	96	43462	No
112	GOM_NL__2PRFIN20100623_091702_000000452090_00322_43462_6353.N1	23-JUN-2010 09:17:02	Bright	44.500	68	18Alp Cas	2.2250	4500.0	89	43462	No
113	GOM_NL__2PRFIN20100623_091917_000000352090_00322_43462_6354.N1	23-JUN-2010 09:19:17	Bright	35.000	160	23Gam Per	2.9300	4700.0	70	43462	No
114	GOM_NL__2PRFIN20100623_092243_000000602090_00322_43462_6355.N1	23-JUN-2010 09:22:43	Bright	60.000	73	57Gam1And	2.2600	13100.	120	43462	No
115	GOM_NL__2PRFIN20100623_092507_000000462090_00322_43462_6356.N1	23-JUN-2010 09:25:07	Twilight	45.500	173	4Bet Tri	3.0040	8900.0	91	43462	No
116	GOM_NL__2PRFIN20100623_092858_000000512090_00322_43462_6357.N1	23-JUN-2010 09:28:58	Dark	50.500	50	13Alp Ari	2.0070	4250.0	101	43462	No
117	GOM_NL__2PRFIN20100623_093348_000000472090_00322_43462_6358.N1	23-JUN-2010 09:33:48	Dark	47.000	94	92Alp Cet	2.5260	3100.0	94	43462	No
118	GOM_NL__2PRFIN20100623_095157_000000452090_00322_43462_6359.N1	23-JUN-2010 09:51:57	Dark	45.000	84	Alp Phe	2.3970	4500.0	90	43462	No
119	GOM_NL__2PRFIN20100623_095824_000000502090_00323_43463_6360.N1	23-JUN-2010 09:58:24	Dark	49.500	63	Bet Gru	2.1500	2800.0	99	43463	No
120	GOM_NL__2PRFIN20100623_100027_000000492090_00323_43463_6361.N1	23-JUN-2010 10:00:27	Straylight	49.000	31	Alp Gru	1.7340	15200.	98	43463	No
121	GOM_NL__2PRFIN20100623_100335_000000432090_00323_43463_6362.N1	23-JUN-2010 10:03:35	Straylight	43.000	45	Alp Pav	1.9400	26000.	86	43463	No
122	GOM_NL__2PRFIN20100623_101250_000000492090_00323_43463_6363.N1	23-JUN-2010 10:12:50	Twilight	49.000	38	20Eps Sgr	1.8360	11000.	98	43463	No
123	GOM_NL__2PRFIN20100623_101415_000000532090_00323_43463_6364.N1	23-JUN-2010 10:14:15	Bright	52.500	116	19Del Sgr	2.7000	4100.0	105	43463	No
124	GOM_NL__2PRFIN20100623_101626_000000492090_00323_43463_6365.N1	23-JUN-2010 10:16:26	Bright	48.500	155	41Pi Sgr	2.9000	6600.0	97	43463	No
125	GOM_NL__2PRFIN20100623_102517_000000402090_00323_43463_6366.N1	23-JUN-2010 10:25:17	Bright	39.500	126	60Bet Oph	2.7700	4250.0	79	43463	No
126	GOM_NL__2PRFIN20100623_102741_000000402090_00323_43463_6367.N1	23-JUN-2010 10:27:41	Bright	39.500	59	55Alp Oph	2.0800	8900.0	79	43463	No
127	GOM_NL__2PRFIN20100623_103255_000000352090_00323_43463_6368.N1	23-JUN-2010 10:32:55	Bright	35.000	133	40Zet Her	2.8070	6000.0	70	43463	No
128	GOM_NL__2PRFIN20100623_103725_000000522090_00323_43463_6369.N1	23-JUN-2010 10:37:25	Bright	52.000	5	3Alp Lyr	0.033000	11000.	104	43463	No
129	GOM_NL__2PRFIN20100623_103921_000000392090_00323_43463_6370.N1	23-JUN-2010 10:39:21	Bright	38.500	130	23Bet Dra	2.7990	5800.0	77	43463	No
130	GOM_NL__2PRFIN20100623_104908_000000472090_00323_43463_6371.N1	23-JUN-2010 10:49:08	Bright	47.000	89	5Alp Cep	2.4510	8000.0	94	43463	No
131	GOM_NL__2PRFIN20100623_105606_000000482090_00323_43463_6372.N1	23-JUN-2010 10:56:06	Bright	47.500	74	11Bet Cas	2.2680	6600.0	95	43463	No
132	GOM_NL__2PRFIN20100623_105738_000000482090_00323_43463_6373.N1	23-JUN-2010 10:57:38	Bright	48.000	68	18Alp Cas	2.2250	4500.0	96	43463	No
133	GOM_NL__2PRFIN20100623_105953_000000542090_00323_43463_6374.N1	23-JUN-2010 10:59:53	Bright	54.000	160	23Gam Per	2.9300	4700.0	108	43463	No
134	GOM_NL__2PRFIN20100623_110319_000000602090_00323_43463_6375.N1	23-JUN-2010 11:03:19	Bright	60.000	73	57Gam1And	2.2600	13100.	120	43463	No
135	GOM_NL__2PRFIN20100623_110544_000000452090_00323_43463_6376.N1	23-JUN-2010 11:05:44	Twilight	45.000	173	4Bet Tri	3.0040	8900.0	90	43463	No
136	GOM_NL__2PRFIN20100623_110934_000000552090_00323_43463_6377.N1	23-JUN-2010 11:09:34	Dark	55.000	50	13Alp Ari	2.0070	4250.0	110	43463	No
137	GOM_NL__2PRFIN20100623_111424_000000482090_00323_43463_6378.N1	23-JUN-2010 11:14:24	Dark	48.000	94	92Alp Cet	2.5260	3100.0	96	43463	No
138	GOM_NL__2PRFIN20100623_113234_000000482090_00323_43463_6379.N1	23-JUN-2010 11:32:34	Dark	48.000	84	Alp Phe	2.3970	4500.0	96	43463	No
139	GOM_NL__2PRFIN20100623_113901_000000592090_00324_43464_6360.N1	23-JUN-2010 11:39:01	Dark	59.000	63	Bet Gru	2.1500	2800.0	118	43464	No
140	GOM_NL__2PRFIN20100623_114104_000000512090_00324_43464_6361.N1	23-JUN-2010 11:41:04	Straylight	50.500	31	Alp Gru	1.7340	15200.	101	43464	No
141	GOM_NL__2PRFIN20100623_114411_000000422090_00324_43464_6362.N1	23-JUN-2010 11:44:11	Straylight	42.000	45	Alp Pav	1.9400	26000.	84	43464	No
142	GOM_NL__2PRFIN20100623_115326_000000462090_00324_43464_6363.N1	23-JUN-2010 11:53:26	Twilight	45.500	38	20Eps Sgr	1.8360	11000.	91	43464	No
143	GOM_NL__2PRFIN20100623_115451_000000462090_00324_43464_6364.N1	23-JUN-2010 11:54:51	Bright	45.500	116	19Del Sgr	2.7000	4100.0	91	43464	No
144	GOM_NL__2PRFIN20100623_115702_000000502090_00324_43464_6365.N1	23-JUN-2010 11:57:02	Bright	50.000	155	41Pi Sgr	2.9000	6600.0	100	43464	No
145	GOM_NL__2PRFIN20100623_120553_000000402090_00324_43464_6366.N1	23-JUN-2010 12:05:53	Bright	39.500	126	60Bet Oph	2.7700	4250.0	79	43464	No
146	GOM_NL__2PRFIN20100623_120817_000000392090_00324_43464_6367.N1	23-JUN-2010 12:08:17	Bright	38.500	59	55Alp Oph	2.0800	8900.0	77	43464	No
147	GOM_NL__2PRFIN20100623_121331_000000362090_00324_43464_6368.N1	23-JUN-2010 12:13:31	Bright	36.000	133	40Zet Her	2.8070	6000.0	72	43464	No
148	GOM_NL__2PRFIN20100623_121800_000000482090_00324_43464_6369.N1	23-JUN-2010 12:18:00	Bright	47.500	5	3Alp Lyr	0.033000	11000.	95	43464	No
149	GOM_NL__2PRFIN20100623_121957_000000402090_00324_43464_6370.N1	23-JUN-2010 12:19:57	Bright	39.500	130	23Bet Dra	2.7990	5800.0	79	43464	No
150	GOM_NL__2PRFIN20100623_122943_000000452090_00324_43464_6371.N1	23-JUN-2010 12:29:43	Bright	45.000	89	5Alp Cep	2.4510	8000.0	90	43464	No
151	GOM_NL__2PRFIN20100623_123641_000000482090_00324_43464_6372.N1	23-JUN-2010 12:36:41	Bright	47.500	74	11Bet Cas	2.2680	6600.0	95	43464	No
152	GOM_NL__2PRFIN20100623_123813_000000512090_00324_43464_6373.N1	23-JUN-2010 12:38:13	Bright	50.500	68	18Alp Cas	2.2250	4500.0	101	43464	No
153	GOM_NL__2PRFIN20100623_124029_000000362090_00324_43464_6374.N1	23-JUN-2010 12:40:29	Bright	35.500	160	23Gam Per	2.9300	4700.0	71	43464	No
154	GOM_NL__2PRFIN20100623_124354_000000492090_00324_43464_6375.N1	23-JUN-2010 12:43:54	Bright	48.500	73	57Gam1And	2.2600	13100.	97	43464	No
155	GOM_NL__2PRFIN20100623_124619_000000482090_00324_43464_6376.N1	23-JUN-2010 12:46:19	Twilight	47.500	173	4Bet Tri	3.0040	8900.0	95	43464	No
156	GOM_NL__2PRFIN20100623_125010_000000572090_00324_43464_6377.N1	23-JUN-2010 12:50:10	Dark	57.000	50	13Alp Ari	2.0070	4250.0	114	43464	No
157	GOM_NL__2PRFIN20100623_125501_000000462090_00324_43464_6378.N1	23-JUN-2010 12:55:01	Dark	45.500	94	92Alp Cet	2.5260	3100.0	91	43464	No
158	GOM_NL__2PRFIN20100623_131311_000000462090_00324_43464_6379.N1	23-JUN-2010 13:13:11	Dark	46.000	84	Alp Phe	2.3970	4500.0	92	43464	No
159	GOM_NL__2PRFIN20100623_131938_000000512090_00325_43465_6360.N1	23-JUN-2010 13:19:38	Dark	51.000	63	Bet Gru	2.1500	2800.0	102	43465	No
160	GOM_NL__2PRFIN20100623_132140_000000502090_00325_43465_6361.N1	23-JUN-2010 13:21:40	Straylight	50.000	31	Alp Gru	1.7340	15200.	100	43465	No

161	GOM_NL__2PRFIN20100623_132448_000000422090_00325_43465_6362.N1	23-JUN-2010 13:24:48	Straylight	42.000	45	Alp Pav	1.9400	26000.	84	43465	No
162	GOM_NL__2PRFIN20100623_133402_000000452090_00325_43465_6363.N1	23-JUN-2010 13:34:02	Tw_i_and_stray	44.500	38	20Eps Sgr	1.8360	11000.	89	43465	No
163	GOM_NL__2PRFIN20100623_133528_000000492090_00325_43465_6364.N1	23-JUN-2010 13:35:28	Bright	49.000	116	19Del Sgr	2.7000	4100.0	98	43465	No
164	GOM_NL__2PRFIN20100623_133738_000000502090_00325_43465_6365.N1	23-JUN-2010 13:37:38	Bright	49.500	155	41Pi Sgr	2.9000	6600.0	99	43465	No
165	GOM_NL__2PRFIN20100623_134629_000000422090_00325_43465_6366.N1	23-JUN-2010 13:46:29	Bright	42.000	126	60Bet Oph	2.7700	4250.0	84	43465	No
166	GOM_NL__2PRFIN20100623_134854_000000402090_00325_43465_6367.N1	23-JUN-2010 13:48:54	Bright	39.500	59	55Alp Oph	2.0800	8900.0	79	43465	No
167	GOM_NL__2PRFIN20100623_135407_000000382090_00325_43465_6368.N1	23-JUN-2010 13:54:07	Bright	37.500	133	40Zet Her	2.8070	6000.0	75	43465	No
168	GOM_NL__2PRFIN20100623_135835_000000502090_00325_43465_6369.N1	23-JUN-2010 13:58:35	Bright	50.000	5	3Alp Lyr	0.033000	11000.	100	43465	No
169	GOM_NL__2PRFIN20100623_140032_000000402090_00325_43465_6370.N1	23-JUN-2010 14:00:32	Bright	39.500	130	23Bet Dra	2.7990	5800.0	79	43465	No
170	GOM_NL__2PRFIN20100623_141018_000000452090_00325_43465_6371.N1	23-JUN-2010 14:10:18	Bright	45.000	89	5Alp Cep	2.4510	8000.0	90	43465	No
171	GOM_NL__2PRFIN20100623_141717_000000542090_00325_43465_6372.N1	23-JUN-2010 14:17:17	Bright	53.500	74	11Bet Cas	2.2680	6600.0	107	43465	No
172	GOM_NL__2PRFIN20100623_141849_000000482090_00325_43465_6373.N1	23-JUN-2010 14:18:49	Bright	47.500	68	18Alp Cas	2.2250	4500.0	95	43465	No
173	GOM_NL__2PRFIN20100623_142105_000000442090_00325_43465_6374.N1	23-JUN-2010 14:21:05	Bright	43.500	160	23Gam Per	2.9300	4700.0	87	43465	No
174	GOM_NL__2PRFIN20100623_142430_000000602090_00325_43465_6375.N1	23-JUN-2010 14:24:30	Bright	60.000	73	57Gam1And	2.2600	13100.	120	43465	No
175	GOM_NL__2PRFIN20100623_142656_000000462090_00325_43465_6376.N1	23-JUN-2010 14:26:56	Tw_i_and_stray	46.000	173	4Bet Tri	3.0040	8900.0	92	43465	No
176	GOM_NL__2PRFIN20100623_143047_000000512090_00325_43465_6377.N1	23-JUN-2010 14:30:47	Dark	51.000	50	13Alp Ari	2.0070	4250.0	102	43465	No
177	GOM_NL__2PRFIN20100623_143537_000000472090_00325_43465_6378.N1	23-JUN-2010 14:35:37	Dark	46.500	94	92Alp Cet	2.5260	3100.0	93	43465	No
178	GOM_NL__2PRFIN20100623_145348_000000482090_00325_43465_6379.N1	23-JUN-2010 14:53:48	Dark	47.500	84	Alp Phe	2.3970	4500.0	95	43465	No
179	GOM_NL__2PRFIN20100623_150015_000000502090_00326_43466_6360.N1	23-JUN-2010 15:00:15	Dark	50.000	63	Bet Gru	2.1500	2800.0	100	43466	No
180	GOM_NL__2PRFIN20100623_150217_000000512090_00326_43466_6361.N1	23-JUN-2010 15:02:17	Straylight	51.000	31	Alp Gru	1.7340	15200.	102	43466	No
181	GOM_NL__2PRFIN20100623_150525_000000412090_00326_43466_6362.N1	23-JUN-2010 15:05:25	Straylight	41.000	45	Alp Pav	1.9400	26000.	82	43466	No
182	GOM_NL__2PRFIN20100623_151439_000000452090_00326_43466_6363.N1	23-JUN-2010 15:14:39	Tw_i_and_stray	45.000	38	20Eps Sgr	1.8360	11000.	90	43466	No
183	GOM_NL__2PRFIN20100623_151604_000000522090_00326_43466_6364.N1	23-JUN-2010 15:16:04	Bright	52.000	116	19Del Sgr	2.7000	4100.0	104	43466	No
184	GOM_NL__2PRFIN20100623_151814_000000522090_00326_43466_6365.N1	23-JUN-2010 15:18:14	Bright	52.000	155	41Pi Sgr	2.9000	6600.0	104	43466	No
185	GOM_NL__2PRFIN20100623_152705_000000402090_00326_43466_6366.N1	23-JUN-2010 15:27:05	Bright	40.000	126	60Bet Oph	2.7700	4250.0	80	43466	No
186	GOM_NL__2PRFIN20100623_152929_000000412090_00326_43466_6367.N1	23-JUN-2010 15:29:29	Bright	40.500	59	55Alp Oph	2.0800	8900.0	81	43466	No
187	GOM_NL__2PRFIN20100623_153443_000000372090_00326_43466_6368.N1	23-JUN-2010 15:34:43	Bright	37.000	133	40Zet Her	2.8070	6000.0	74	43466	No
188	GOM_NL__2PRFIN20100623_153911_000000502090_00326_43466_6369.N1	23-JUN-2010 15:39:11	Bright	49.500	5	3Alp Lyr	0.033000	11000.	99	43466	No
189	GOM_NL__2PRFIN20100623_154108_000000412090_00326_43466_6370.N1	23-JUN-2010 15:41:08	Bright	41.000	130	23Bet Dra	2.7990	5800.0	82	43466	No
190	GOM_NL__2PRFIN20100623_155054_000000482090_00326_43466_6371.N1	23-JUN-2010 15:50:54	Bright	48.000	89	5Alp Cep	2.4510	8000.0	96	43466	No
191	GOM_NL__2PRFIN20100623_155752_000000612090_00326_43466_6372.N1	23-JUN-2010 15:57:52	Bright	60.500	74	11Bet Cas	2.2680	6600.0	121	43466	No
192	GOM_NL__2PRFIN20100623_155925_000000572090_00326_43466_6373.N1	23-JUN-2010 15:59:25	Bright	56.500	68	18Alp Cas	2.2250	4500.0	113	43466	No
193	GOM_NL__2PRFIN20100623_160141_000000402090_00326_43466_6374.N1	23-JUN-2010 16:01:41	Bright	39.500	160	23Gam Per	2.9300	4700.0	79	43466	No
194	GOM_NL__2PRFIN20100623_160506_000000452090_00326_43466_6375.N1	23-JUN-2010 16:05:06	Bright	45.000	73	57Gam1And	2.2600	13100.	90	43466	No
195	GOM_NL__2PRFIN20100623_160731_000000472090_00326_43466_6376.N1	23-JUN-2010 16:07:31	Tw_i_and_stray	47.000	173	4Bet Tri	3.0040	8900.0	94	43466	No
196	GOM_NL__2PRFIN20100623_161123_000000522090_00326_43466_6377.N1	23-JUN-2010 16:11:23	Dark	51.500	50	13Alp Ari	2.0070	4250.0	103	43466	No
197	GOM_NL__2PRFIN20100623_161613_000000542090_00326_43466_6378.N1	23-JUN-2010 16:16:13	Dark	53.500	94	92Alp Cet	2.5260	3100.0	107	43466	No
198	GOM_NL__2PRFIN20100623_163424_000000552090_00326_43466_6379.N1	23-JUN-2010 16:34:24	Dark	54.500	84	Alp Phe	2.3970	4500.0	109	43466	No
199	GOM_NL__2PRFIN20100623_164052_000000512090_00327_43467_6360.N1	23-JUN-2010 16:40:52	Dark	50.500	63	Bet Gru	2.1500	2800.0	101	43467	No
200	GOM_NL__2PRFIN20100623_164254_000000492090_00327_43467_6361.N1	23-JUN-2010 16:42:54	Straylight	49.000	31	Alp Gru	1.7340	15200.	98	43467	No
201	GOM_NL__2PRFIN20100623_164601_000000422090_00327_43467_6362.N1	23-JUN-2010 16:46:01	Straylight	41.500	45	Alp Pav	1.9400	26000.	83	43467	No
202	GOM_NL__2PRFIN20100623_165515_000000492090_00327_43467_6363.N1	23-JUN-2010 16:55:15	Tw_i_and_stray	48.500	38	20Eps Sgr	1.8360	11000.	97	43467	No
203	GOM_NL__2PRFIN20100623_165640_000000502090_00327_43467_6364.N1	23-JUN-2010 16:56:40	Bright	49.500	116	19Del Sgr	2.7000	4100.0	99	43467	No
204	GOM_NL__2PRFIN20100623_165850_000000492090_00327_43467_6365.N1	23-JUN-2010 16:58:50	Bright	49.000	155	41Pi Sgr	2.9000	6600.0	98	43467	No
205	GOM_NL__2PRFIN20100623_170741_000000402090_00327_43467_6366.N1	23-JUN-2010 17:07:41	Bright	40.000	126	60Bet Oph	2.7700	4250.0	80	43467	No
206	GOM_NL__2PRFIN20100623_171005_000000412090_00327_43467_6367.N1	23-JUN-2010 17:10:05	Bright	41.000	59	55Alp Oph	2.0800	8900.0	82	43467	No
207	GOM_NL__2PRFIN20100623_171519_000000392090_00327_43467_6368.N1	23-JUN-2010 17:15:19	Bright	39.000	133	40Zet Her	2.8070	6000.0	78	43467	No
208	GOM_NL__2PRFIN20100623_171946_000000472090_00327_43467_6369.N1	23-JUN-2010 17:19:46	Bright	46.500	5	3Alp Lyr	0.033000	11000.	93	43467	No
209	GOM_NL__2PRFIN20100623_172144_000000392090_00327_43467_6370.N1	23-JUN-2010 17:21:44	Bright	38.500	130	23Bet Dra	2.7990	5800.0	77	43467	No
210	GOM_NL__2PRFIN20100623_173129_000000482090_00327_43467_6371.N1	23-JUN-2010 17:31:29	Bright	48.000	89	5Alp Cep	2.4510	8000.0	96	43467	No
211	GOM_NL__2PRFIN20100623_173828_000000672090_00327_43467_6372.N1	23-JUN-2010 17:38:28	Bright	67.000	74	11Bet Cas	2.2680	6600.0	134	43467	No
212	GOM_NL__2PRFIN20100623_174000_000000662090_00327_43467_6373.N1	23-JUN-2010 17:40:00	Bright	66.000	68	18Alp Cas	2.2250	4500.0	132	43467	No
213	GOM_NL__2PRFIN20100623_174217_000000542090_00327_43467_6374.N1	23-JUN-2010 17:42:17	Bright	54.000	160	23Gam Per	2.9300	4700.0	108	43467	No
214	GOM_NL__2PRFIN20100623_174542_000000462090_00327_43467_6375.N1	23-JUN-2010 17:45:42	Bright	45.500	73	57Gam1And	2.2600	13100.	91	43467	No
215	GOM_NL__2PRFIN20100623_174808_000000452090_00327_43467_6376.N1	23-JUN-2010 17:48:08	Tw_i_and_stray	44.500	173	4Bet Tri	3.0040	8900.0	89	43467	No
216	GOM_NL__2PRFIN20100623_175159_000000522090_00327_43467_6377.N1	23-JUN-2010 17:51:59	Dark	52.000	50	13Alp Ari	2.0070	4250.0	104	43467	No
217	GOM_NL__2PRFIN20100623_175649_000000472090_00327_43467_6378.N1	23-JUN-2010 17:56:49	Dark	47.000	94	92Alp Cet	2.5260	3100.0	94	43467	No
218	GOM_NL__2PRFIN20100623_181501_000000482090_00327_43467_6379.N1	23-JUN-2010 18:15:01	Dark	48.000	84	Alp Phe	2.3970	4500.0	96	43467	No
219	GOM_NL__2PRFIN20100623_182129_000000522090_00328_43468_6360.N1	23-JUN-2010 18:21:29	Dark	51.500	63	Bet Gru	2.1500	2800.0	103	43468	No

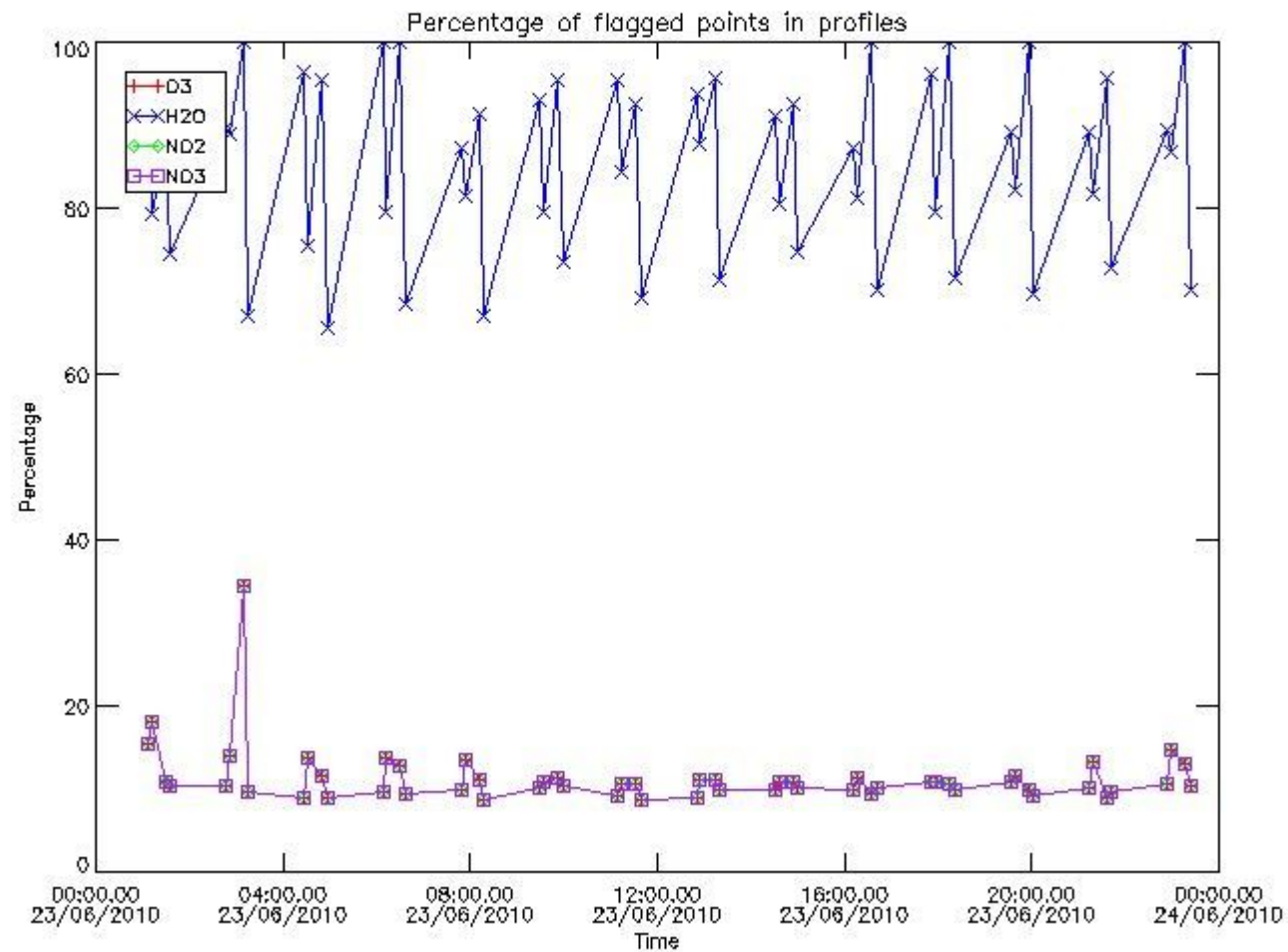
220	GOM_NL__2PRFIN20100623_182331_000000522090_00328_43468_6361.N1	23-JUN-2010 18:23:31	Straylight	52.000	31	Alp Gru	1.7340	15200.	104	43468	No
221	GOM_NL__2PRFIN20100623_182637_000000462090_00328_43468_6362.N1	23-JUN-2010 18:26:37	Straylight	46.000	45	Alp Pav	1.9400	26000.	92	43468	No
222	GOM_NL__2PRFIN20100623_183551_000000462090_00328_43468_6363.N1	23-JUN-2010 18:35:51	Tw_i_and_stray	45.500	38	20Eps Sgr	1.8360	11000.	91	43468	No
223	GOM_NL__2PRFIN20100623_183716_000000482090_00328_43468_6364.N1	23-JUN-2010 18:37:16	Bright	48.000	116	19Del Sgr	2.7000	4100.0	96	43468	No
224	GOM_NL__2PRFIN20100623_183927_000000522090_00328_43468_6365.N1	23-JUN-2010 18:39:27	Bright	51.500	155	41Pi Sgr	2.9000	6600.0	103	43468	No
225	GOM_NL__2PRFIN20100623_184816_000000402090_00328_43468_6366.N1	23-JUN-2010 18:48:16	Bright	39.500	126	60Bet Oph	2.7700	4250.0	79	43468	No
226	GOM_NL__2PRFIN20100623_185041_000000412090_00328_43468_6367.N1	23-JUN-2010 18:50:41	Bright	40.500	59	55Alp Oph	2.0800	8900.0	81	43468	No
227	GOM_NL__2PRFIN20100623_185554_000000352090_00328_43468_6368.N1	23-JUN-2010 18:55:54	Bright	35.000	133	40Zet Her	2.8070	6000.0	70	43468	No
228	GOM_NL__2PRFIN20100623_190021_000000512090_00328_43468_6369.N1	23-JUN-2010 19:00:21	Bright	50.500	5	3Alp Lyr	0.033000	11000.	101	43468	No
229	GOM_NL__2PRFIN20100623_190219_000000392090_00328_43468_6370.N1	23-JUN-2010 19:02:19	Bright	39.000	130	23Bet Dra	2.7990	5800.0	78	43468	No
230	GOM_NL__2PRFIN20100623_191204_000000492090_00328_43468_6371.N1	23-JUN-2010 19:12:04	Bright	48.500	89	5Alp Cep	2.4510	8000.0	97	43468	No
231	GOM_NL__2PRFIN20100623_191903_000000472090_00328_43468_6372.N1	23-JUN-2010 19:19:03	Bright	46.500	74	11Bet Cas	2.2680	6600.0	93	43468	No
232	GOM_NL__2PRFIN20100623_192036_000000472090_00328_43468_6373.N1	23-JUN-2010 19:20:36	Bright	46.500	68	18Alp Cas	2.2250	4500.0	93	43468	No
233	GOM_NL__2PRFIN20100623_192253_000000542090_00328_43468_6374.N1	23-JUN-2010 19:22:53	Bright	54.000	160	23Gam Per	2.9300	4700.0	108	43468	No
234	GOM_NL__2PRFIN20100623_192618_000000462090_00328_43468_6375.N1	23-JUN-2010 19:26:18	Bright	45.500	73	57Gam1And	2.2600	13100.	91	43468	No
235	GOM_NL__2PRFIN20100623_192843_000000452090_00328_43468_6376.N1	23-JUN-2010 19:28:43	Tw_i_and_stray	45.000	173	4Bet Tri	3.0040	8900.0	90	43468	No
236	GOM_NL__2PRFIN20100623_193235_000000472090_00328_43468_6377.N1	23-JUN-2010 19:32:35	Dark	47.000	50	13Alp Ari	2.0070	4250.0	94	43468	No
237	GOM_NL__2PRFIN20100623_193725_000000482090_00328_43468_6378.N1	23-JUN-2010 19:37:25	Dark	48.000	94	92Alp Cet	2.5260	3100.0	96	43468	No
238	GOM_NL__2PRFIN20100623_195538_000000572090_00328_43468_6379.N1	23-JUN-2010 19:55:38	Dark	56.500	84	Alp Phe	2.3970	4500.0	113	43468	No
239	GOM_NL__2PRFIN20100623_200206_000000622090_00329_43469_6360.N1	23-JUN-2010 20:02:06	Dark	61.500	63	Bet Gru	2.1500	2800.0	123	43469	No
240	GOM_NL__2PRFIN20100623_200408_000000492090_00329_43469_6361.N1	23-JUN-2010 20:04:08	Straylight	49.000	31	Alp Gru	1.7340	15200.	98	43469	No
241	GOM_NL__2PRFIN20100623_200714_000000412090_00329_43469_6362.N1	23-JUN-2010 20:07:14	Straylight	40.500	45	Alp Pav	1.9400	26000.	81	43469	No
242	GOM_NL__2PRFIN20100623_201628_000000462090_00329_43469_6363.N1	23-JUN-2010 20:16:28	Tw_i_and_stray	45.500	38	20Eps Sgr	1.8360	11000.	91	43469	No
243	GOM_NL__2PRFIN20100623_201753_000000462090_00329_43469_6364.N1	23-JUN-2010 20:17:53	Bright	46.000	116	19Del Sgr	2.7000	4100.0	92	43469	No
244	GOM_NL__2PRFIN20100623_202003_000000512090_00329_43469_6365.N1	23-JUN-2010 20:20:03	Bright	51.000	155	41Pi Sgr	2.9000	6600.0	102	43469	No
245	GOM_NL__2PRFIN20100623_202852_000000402090_00329_43469_6366.N1	23-JUN-2010 20:28:52	Bright	39.500	126	60Bet Oph	2.7700	4250.0	79	43469	No
246	GOM_NL__2PRFIN20100623_203116_000000402090_00329_43469_6367.N1	23-JUN-2010 20:31:16	Bright	40.000	59	55Alp Oph	2.0800	8900.0	80	43469	No
247	GOM_NL__2PRFIN20100623_203630_000000362090_00329_43469_6368.N1	23-JUN-2010 20:36:30	Bright	36.000	133	40Zet Her	2.8070	6000.0	72	43469	No
248	GOM_NL__2PRFIN20100623_204056_000000462090_00329_43469_6369.N1	23-JUN-2010 20:40:56	Bright	45.500	5	3Alp Lyr	0.033000	11000.	91	43469	No
249	GOM_NL__2PRFIN20100623_204255_000000412090_00329_43469_6370.N1	23-JUN-2010 20:42:55	Bright	40.500	130	23Bet Dra	2.7990	5800.0	81	43469	No
250	GOM_NL__2PRFIN20100623_205240_000000472090_00329_43469_6371.N1	23-JUN-2010 20:52:40	Bright	47.000	89	5Alp Cep	2.4510	8000.0	94	43469	No
251	GOM_NL__2PRFIN20100623_205939_000000482090_00329_43469_6372.N1	23-JUN-2010 20:59:39	Bright	47.500	74	11Bet Cas	2.2680	6600.0	95	43469	No
252	GOM_NL__2PRFIN20100623_210111_000000502090_00329_43469_6373.N1	23-JUN-2010 21:01:11	Bright	50.000	68	18Alp Cas	2.2250	4500.0	100	43469	No
253	GOM_NL__2PRFIN20100623_210329_000000542090_00329_43469_6374.N1	23-JUN-2010 21:03:29	Bright	54.000	160	23Gam Per	2.9300	4700.0	108	43469	No
254	GOM_NL__2PRFIN20100623_210654_000000452090_00329_43469_6375.N1	23-JUN-2010 21:06:54	Bright	44.500	73	57Gam1And	2.2600	13100.	89	43469	No
255	GOM_NL__2PRFIN20100623_210919_000000452090_00329_43469_6376.N1	23-JUN-2010 21:09:19	Tw_i_and_stray	44.500	173	4Bet Tri	3.0040	8900.0	89	43469	No
256	GOM_NL__2PRFIN20100623_211312_000000562090_00329_43469_6377.N1	23-JUN-2010 21:13:12	Dark	55.500	50	13Alp Ari	2.0070	4250.0	111	43469	No
257	GOM_NL__2PRFIN20100623_211801_000000382090_00329_43469_6378.N1	23-JUN-2010 21:18:01	Dark	38.000	94	92Alp Cet	2.5260	3100.0	76	43469	No
258	GOM_NL__2PRFIN20100623_213615_000000572090_00329_43469_6379.N1	23-JUN-2010 21:36:15	Dark	57.000	84	Alp Phe	2.3970	4500.0	114	43469	No
259	GOM_NL__2PRFIN20100623_214243_000000542090_00330_43470_6360.N1	23-JUN-2010 21:42:43	Dark	53.500	63	Bet Gru	2.1500	2800.0	107	43470	No
260	GOM_NL__2PRFIN20100623_214445_000000512090_00330_43470_6361.N1	23-JUN-2010 21:44:45	Straylight	51.000	31	Alp Gru	1.7340	15200.	102	43470	No
261	GOM_NL__2PRFIN20100623_214751_000000422090_00330_43470_6362.N1	23-JUN-2010 21:47:51	Straylight	42.000	45	Alp Pav	1.9400	26000.	84	43470	No
262	GOM_NL__2PRFIN20100623_215704_000000452090_00330_43470_6363.N1	23-JUN-2010 21:57:04	Tw_i_and_stray	45.000	38	20Eps Sgr	1.8360	11000.	90	43470	No
263	GOM_NL__2PRFIN20100623_215828_000000482090_00330_43470_6364.N1	23-JUN-2010 21:58:28	Bright	47.500	116	19Del Sgr	2.7000	4100.0	95	43470	No
264	GOM_NL__2PRFIN20100623_220039_000000502090_00330_43470_6365.N1	23-JUN-2010 22:00:39	Bright	50.000	155	41Pi Sgr	2.9000	6600.0	100	43470	No
265	GOM_NL__2PRFIN20100623_220928_000000392090_00330_43470_6366.N1	23-JUN-2010 22:09:28	Bright	39.000	126	60Bet Oph	2.7700	4250.0	78	43470	No
266	GOM_NL__2PRFIN20100623_221152_000000392090_00330_43470_6367.N1	23-JUN-2010 22:11:52	Bright	39.000	59	55Alp Oph	2.0800	8900.0	78	43470	No
267	GOM_NL__2PRFIN20100623_221706_000000382090_00330_43470_6368.N1	23-JUN-2010 22:17:06	Bright	37.500	133	40Zet Her	2.8070	6000.0	75	43470	No
268	GOM_NL__2PRFIN20100623_222132_000000452090_00330_43470_6369.N1	23-JUN-2010 22:21:32	Bright	44.500	5	3Alp Lyr	0.033000	11000.	89	43470	No
269	GOM_NL__2PRFIN20100623_222331_000000412090_00330_43470_6370.N1	23-JUN-2010 22:23:31	Bright	41.000	130	23Bet Dra	2.7990	5800.0	82	43470	No
270	GOM_NL__2PRFIN20100623_223315_000000472090_00330_43470_6371.N1	23-JUN-2010 22:33:15	Bright	47.000	89	5Alp Cep	2.4510	8000.0	94	43470	No
271	GOM_NL__2PRFIN20100623_224014_000000472090_00330_43470_6372.N1	23-JUN-2010 22:40:14	Bright	46.500	74	11Bet Cas	2.2680	6600.0	93	43470	No
272	GOM_NL__2PRFIN20100623_224147_000000482090_00330_43470_6373.N1	23-JUN-2010 22:41:47	Bright	47.500	68	18Alp Cas	2.2250	4500.0	95	43470	No
273	GOM_NL__2PRFIN20100623_224405_000000542090_00330_43470_6374.N1	23-JUN-2010 22:44:05	Bright	54.000	160	23Gam Per	2.9300	4700.0	108	43470	No
274	GOM_NL__2PRFIN20100623_224730_000000562090_00330_43470_6375.N1	23-JUN-2010 22:47:30	Bright	56.000	73	57Gam1And	2.2600	13100.	112	43470	No
275	GOM_NL__2PRFIN20100623_224955_000000462090_00330_43470_6376.N1	23-JUN-2010 22:49:55	Tw_i_and_stray	46.000	173	4Bet Tri	3.0040	8900.0	92	43470	No
276	GOM_NL__2PRFIN20100623_225348_000000482090_00330_43470_6377.N1	23-JUN-2010 22:53:48	Dark	48.000	50	13Alp Ari	2.0070	4250.0	96	43470	No
277	GOM_NL__2PRFIN20100623_225838_000000382090_00330_43470_6378.N1	23-JUN-2010 22:58:38	Dark	37.500	94	92Alp Cet	2.5260	3100.0	75	43470	No
278	GOM_NL__2PRFIN20100623_231652_000000472090_00330_43470_6379.N1	23-JUN-2010 23:16:52	Dark	46.500	84	Alp Phe	2.3970	4500.0	93	43470	No

279	GOM_NL__2PRFIN20100623_232320_000000492090_00331_43471_6360.N1	23-JUN-2010 23:23:20	Dark	49.000	63	Bet Gru	2.1500	2800.0	98	43471	No
280	GOM_NL__2PRFIN20100623_232522_000000492090_00331_43471_6361.N1	23-JUN-2010 23:25:22	Straylight	48.500	31	Alp Gru	1.7340	15200.	97	43471	No
281	GOM_NL__2PRFIN20100623_232827_000000412090_00331_43471_6362.N1	23-JUN-2010 23:28:27	Straylight	41.000	45	Alp Pav	1.9400	26000.	82	43471	No
282	GOM_NL__2PRFIN20100623_233740_000000432090_00331_43471_6363.N1	23-JUN-2010 23:37:40	Twilight_stray	42.500	38	20Eps Sgr	1.8360	11000.	85	43471	No
283	GOM_NL__2PRFIN20100623_233905_000000582090_00331_43471_6364.N1	23-JUN-2010 23:39:05	Bright	57.500	116	19Del Sgr	2.7000	4100.0	115	43471	No
284	GOM_NL__2PRFIN20100623_234115_000000502090_00331_43471_6365.N1	23-JUN-2010 23:41:15	Bright	50.000	155	41Pi Sgr	2.9000	6600.0	100	43471	No
285	GOM_NL__2PRFIN20100623_235004_000000402090_00331_43471_6366.N1	23-JUN-2010 23:50:04	Bright	39.500	126	60Bet Oph	2.7700	4250.0	79	43471	No
286	GOM_NL__2PRFIN20100623_235228_000000392090_00331_43471_6367.N1	23-JUN-2010 23:52:28	Bright	39.000	59	55Alp Oph	2.0800	8900.0	78	43471	No
287	GOM_NL__2PRFIN20100623_235742_000000352090_00331_43471_6368.N1	23-JUN-2010 23:57:42	Bright	34.500	133	40Zet Her	2.8070	6000.0	69	43471	No

3. Quality information per product

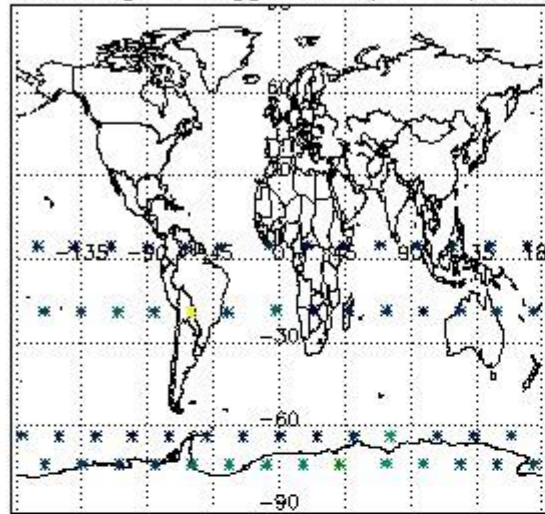
In this section it is plotted some information contained in the Quality Summary data set of the level 2 products. Only products in dark limb conditions and without errors (error flag in the MPH set to "0") are used.

3.1 Plot quality information per product (time dependant)

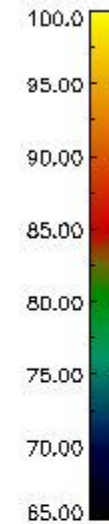
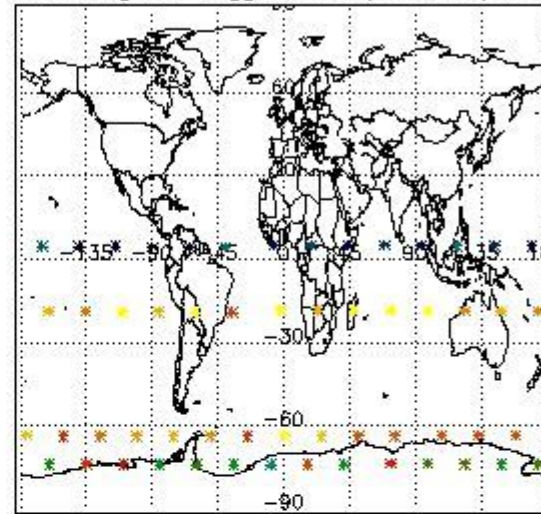


3.2 Plot quality information per product (world map)

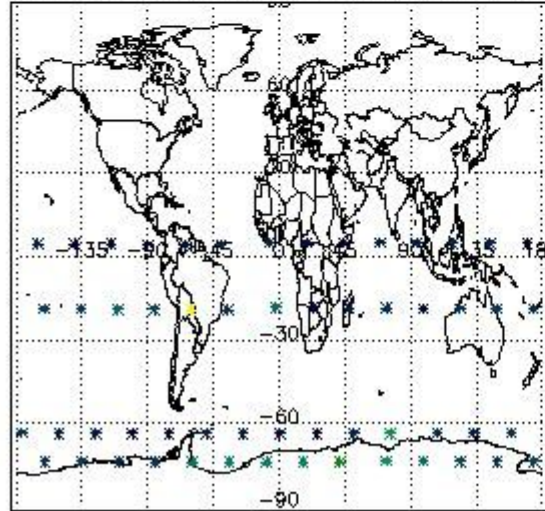
Percentage of flagged data per O3 profile



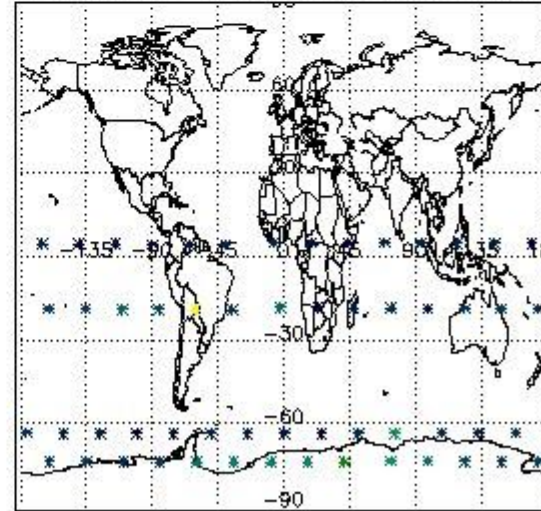
Percentage of flagged data per H2O profile



Percentage of flagged data per NO2 profile



Percentage of flagged data per NO3 profile

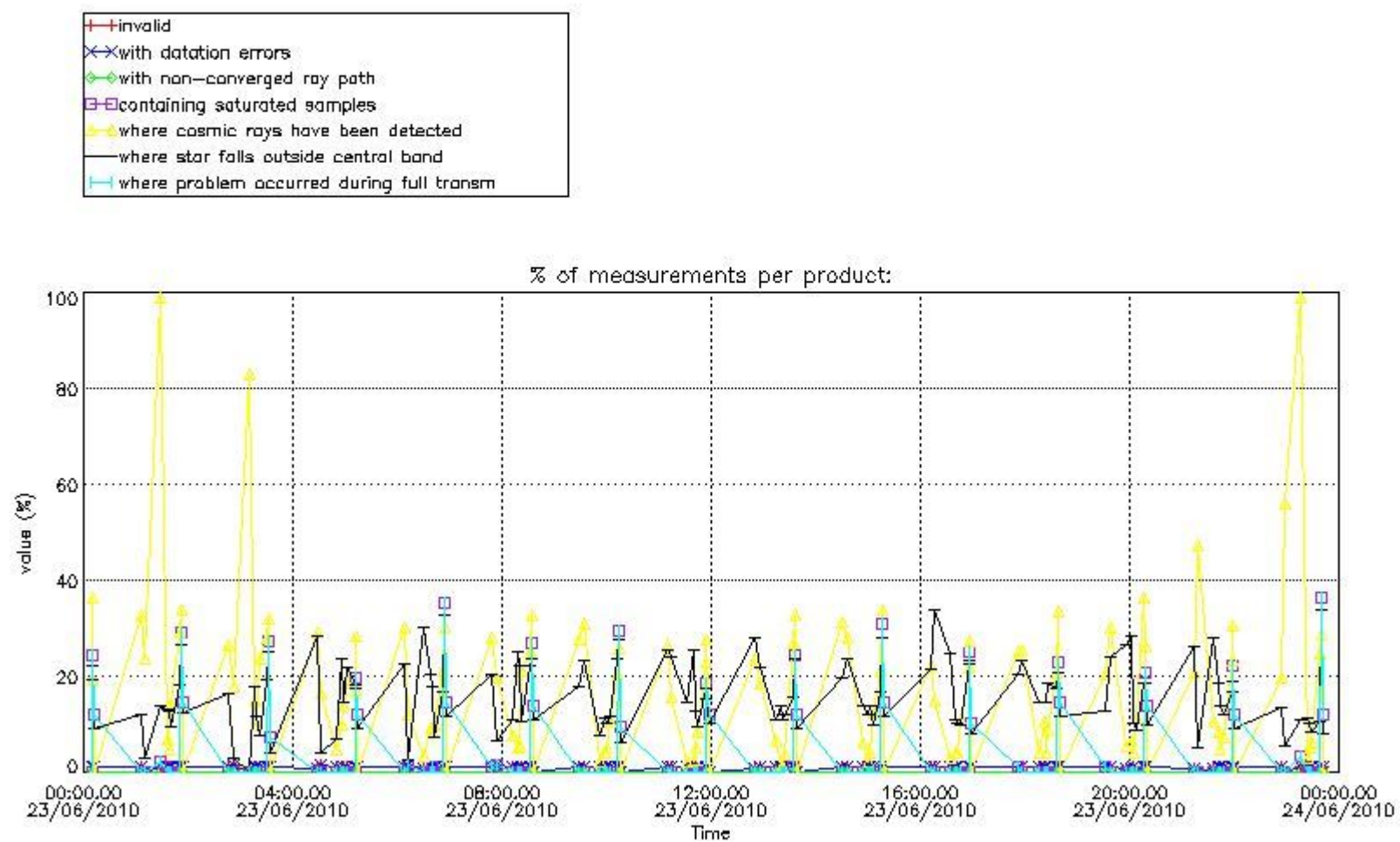


4. Level 1 quality information per product

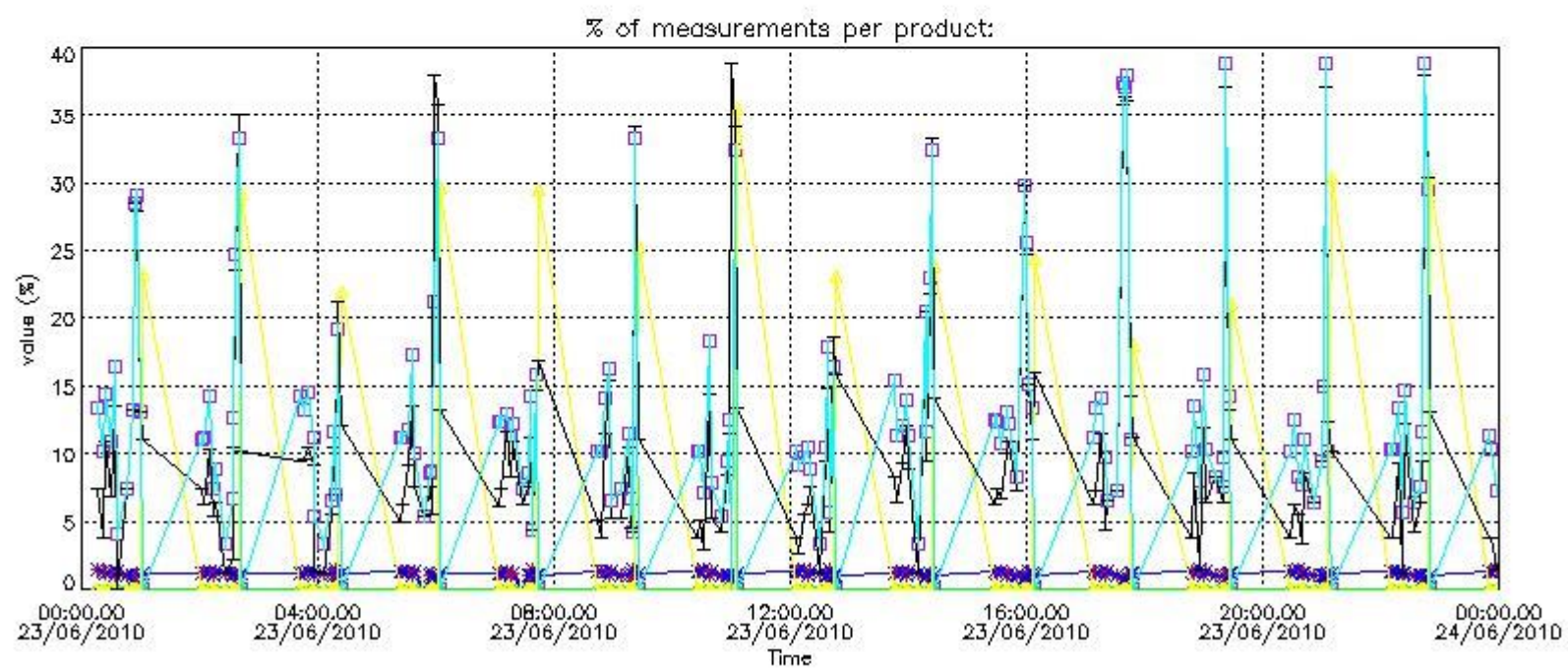
In this section it is plotted some information contained in the Quality Summary data set of the level 2 products that comes from the level 1b processing. Products without errors (error flag in the MPH set to "0") are used.

4.1 Plot quality information per product (time dependant) coming from level 1b processing

4.1.1 Plot level 1 quality information per product (time dependant): ENVISAT ASCENDING passes

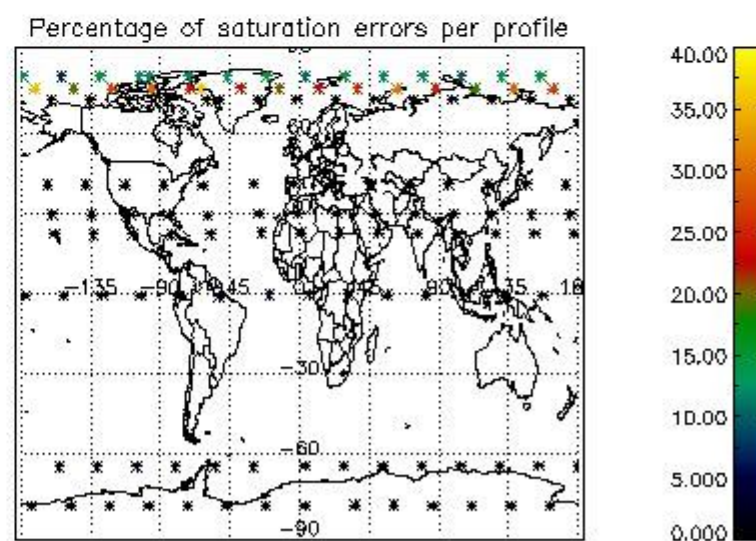
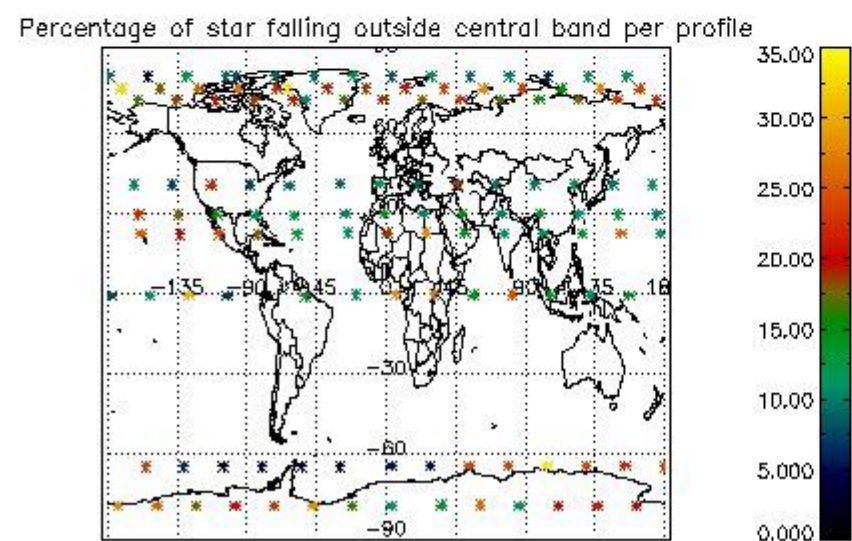
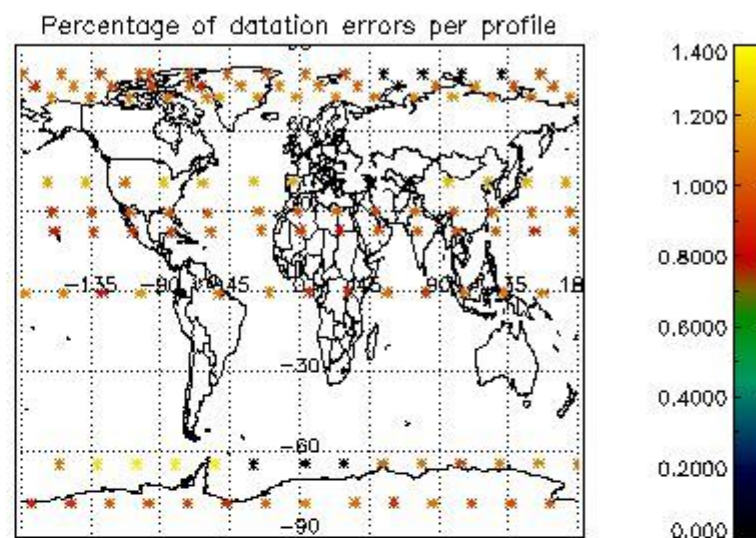
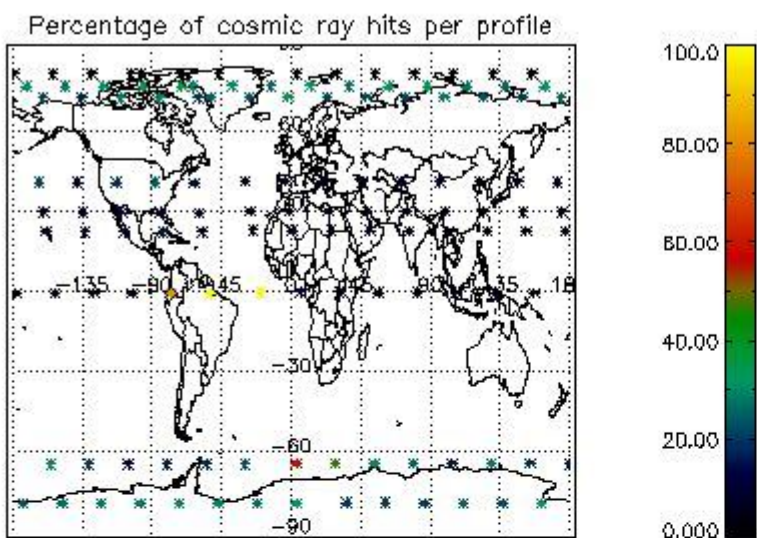


4.1.2 Plot level 1 quality information per product (time dependant): ENVISAT DESCENDING passes



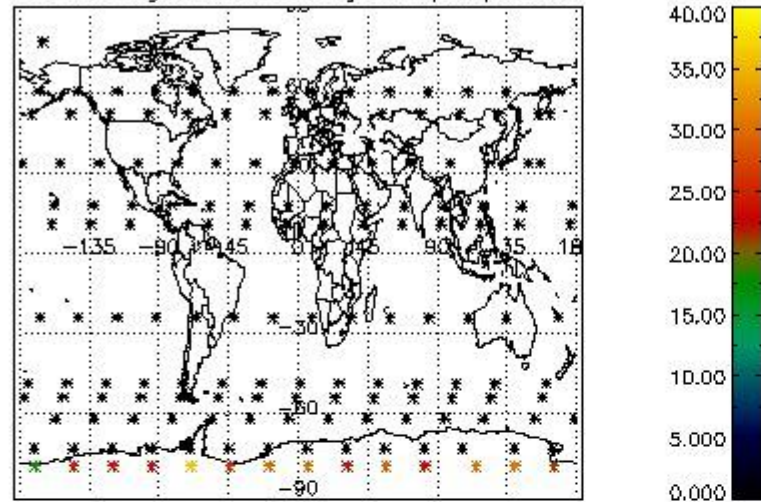
4.2 Plot quality information per product coming from level 1b processing (world map)

4.2.1 Plot level 1 quality information per product (world map): ENVISAT ASCENDING passes

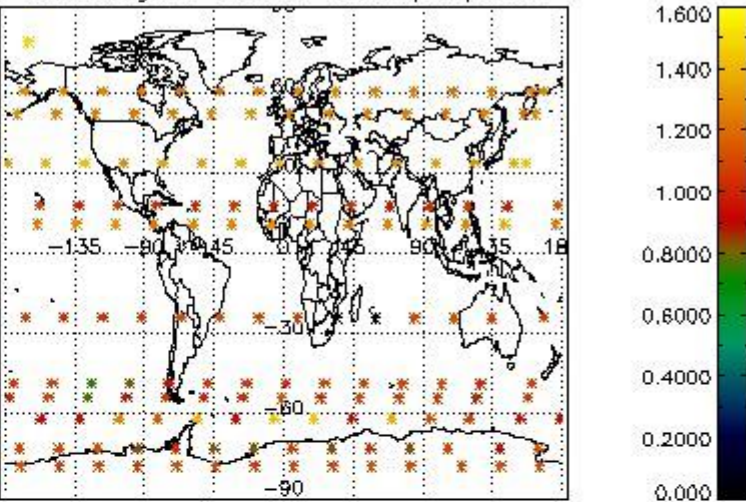


4.2.2 Plot level 1 quality information per product (world map): ENVISAT DESCENDING passes

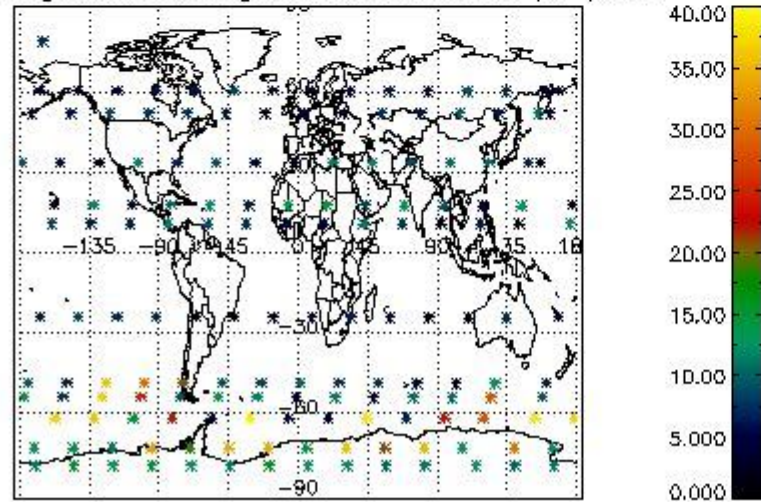
Percentage of cosmic ray hits per profile



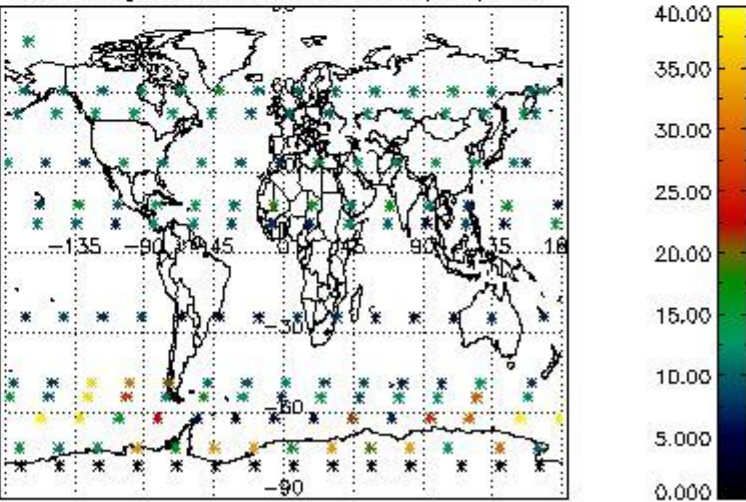
Percentage of datation errors per profile



Percentage of star falling outside central band per profile



Percentage of saturation errors per profile



5. Trace gas profiles

5.1 Ozone statistics based on quality of products

The final quality of the products can be "measured" using the STD (Standard Deviation) attached to every point profile. This information is written to the parameter GOM_NL__2P/NL_LOCAL_SPECIES_DENSITY/o3_std of the level 2 products. The table below shows the statistics for given STD ranges.

The statistics are given with respect to the overall valid production:

- Products without fatal errors: GOM_NL__2P/MPH/PRODUCT_ERR=0
- Valid point profile: GOM_NL__2P/NL_LOCAL_SPECIES_DENSITY/pcd(0)=0

The 'Criteria' is applied to valid points of dark limb products:

- Products in dark limb illumination condition: GOM_NL__2P/NL_SUMMARY_QUALITY/obs_ill_cond=0
- Products without fatal errors: GOM_NL__2P/MPH/PRODUCT_ERR=0
- Valid point profile: GOM_NL__2P/NL_LOCAL_SPECIES_DENSITY/pcd(0)=0

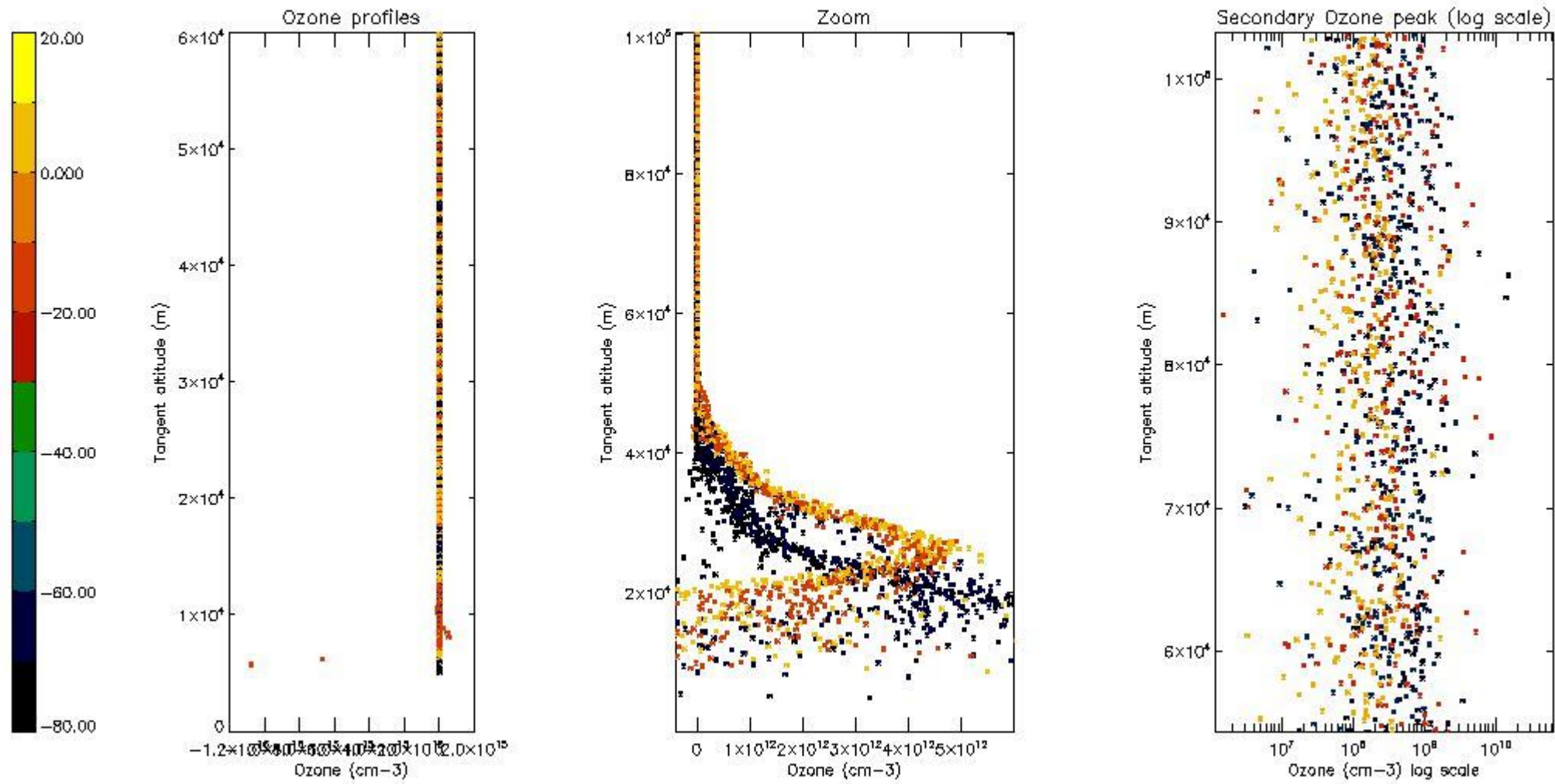
So, the table below shows the percentage of dark limb and valid observations for each criteria with respect to the overall valid daily observations.

Criteria	% of total production
All STD	21
STD < 20	5

STD < 10	2
STD < 5	0

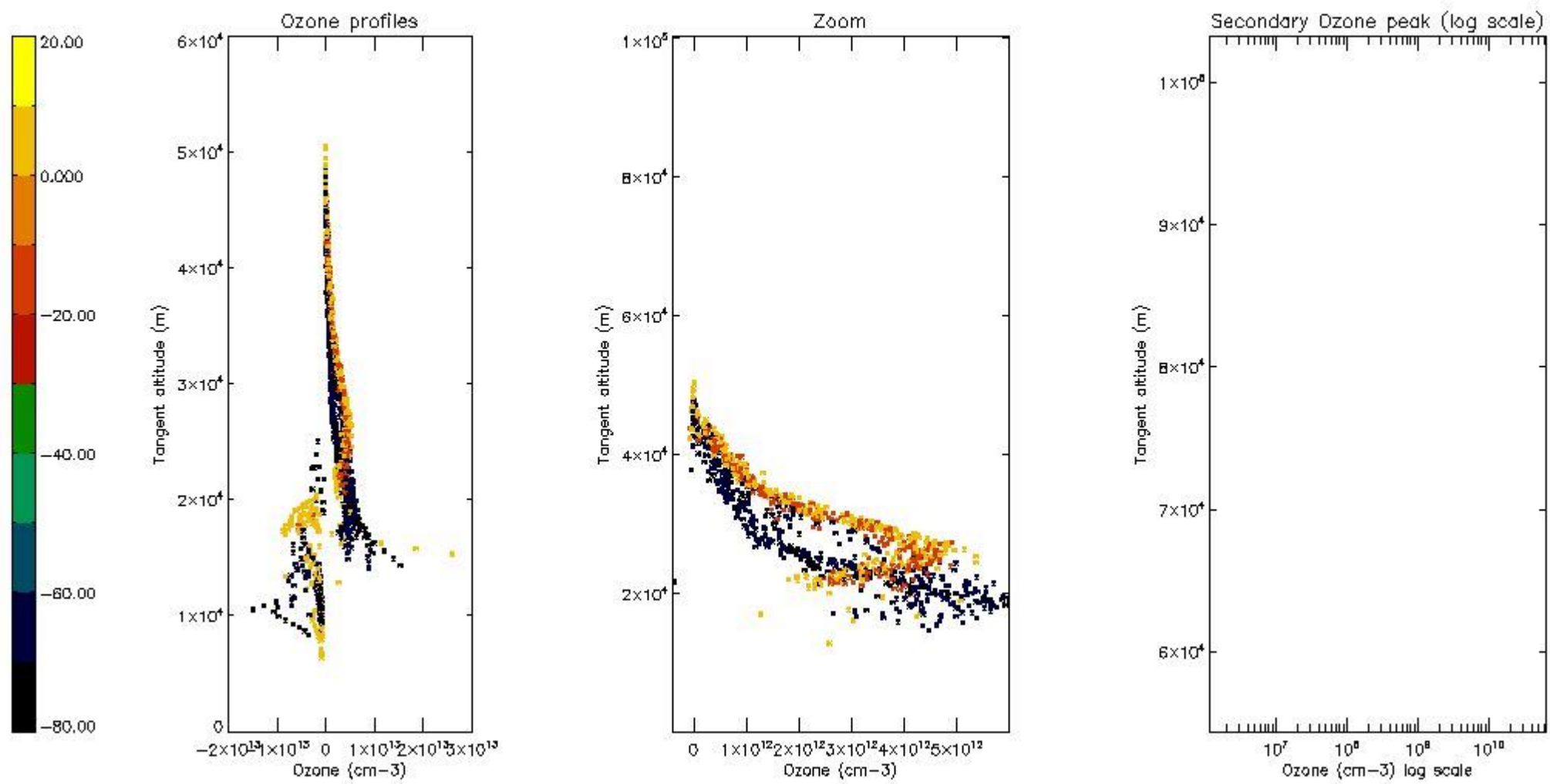
5.2 Plot ozone profiles for all STD (dark without errors)

The colorbar represents the latitude.



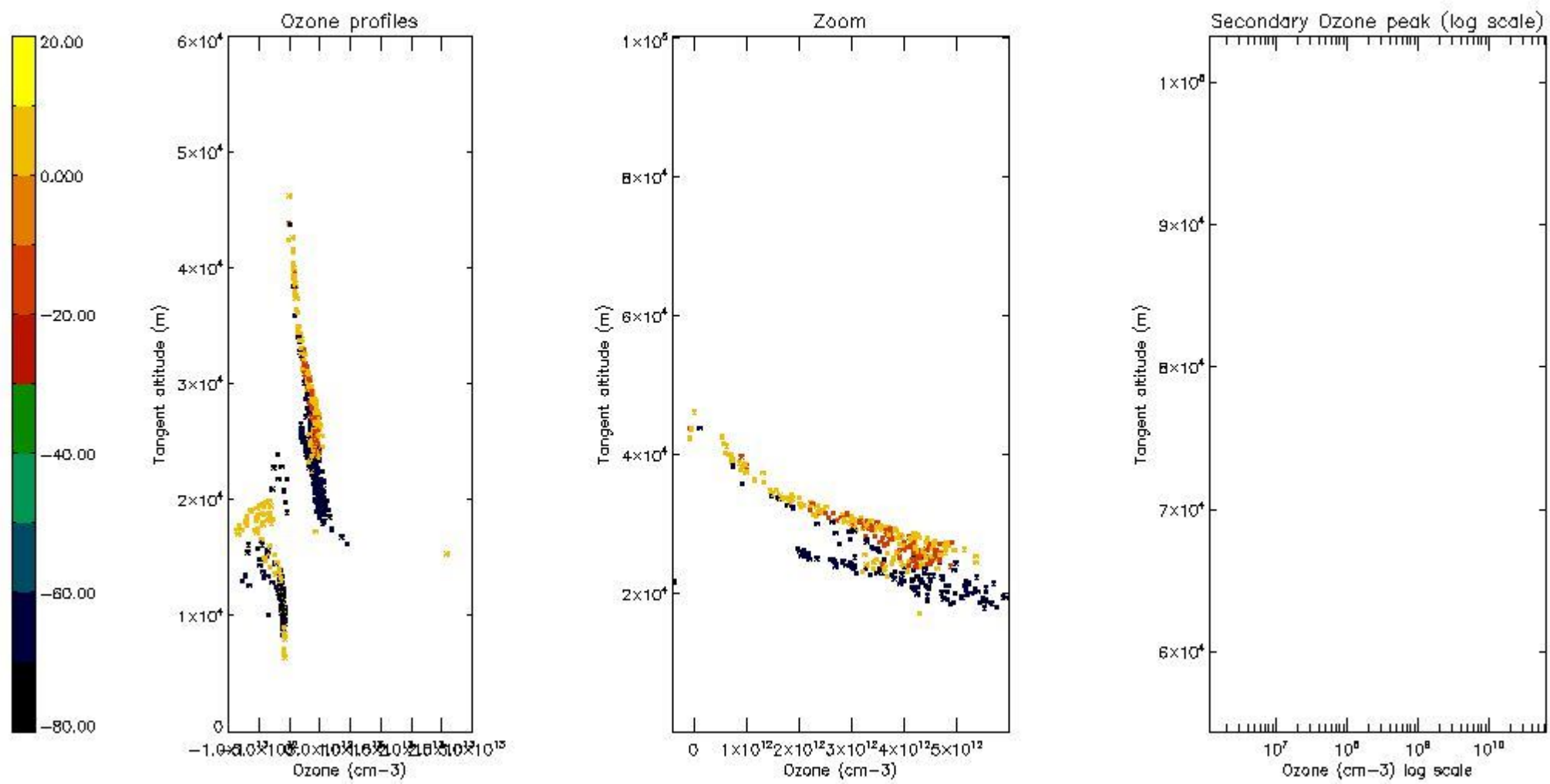
5.3 Plot ozone profiles where STD < 20% (dark without errors)

The colorbar represents the latitude.



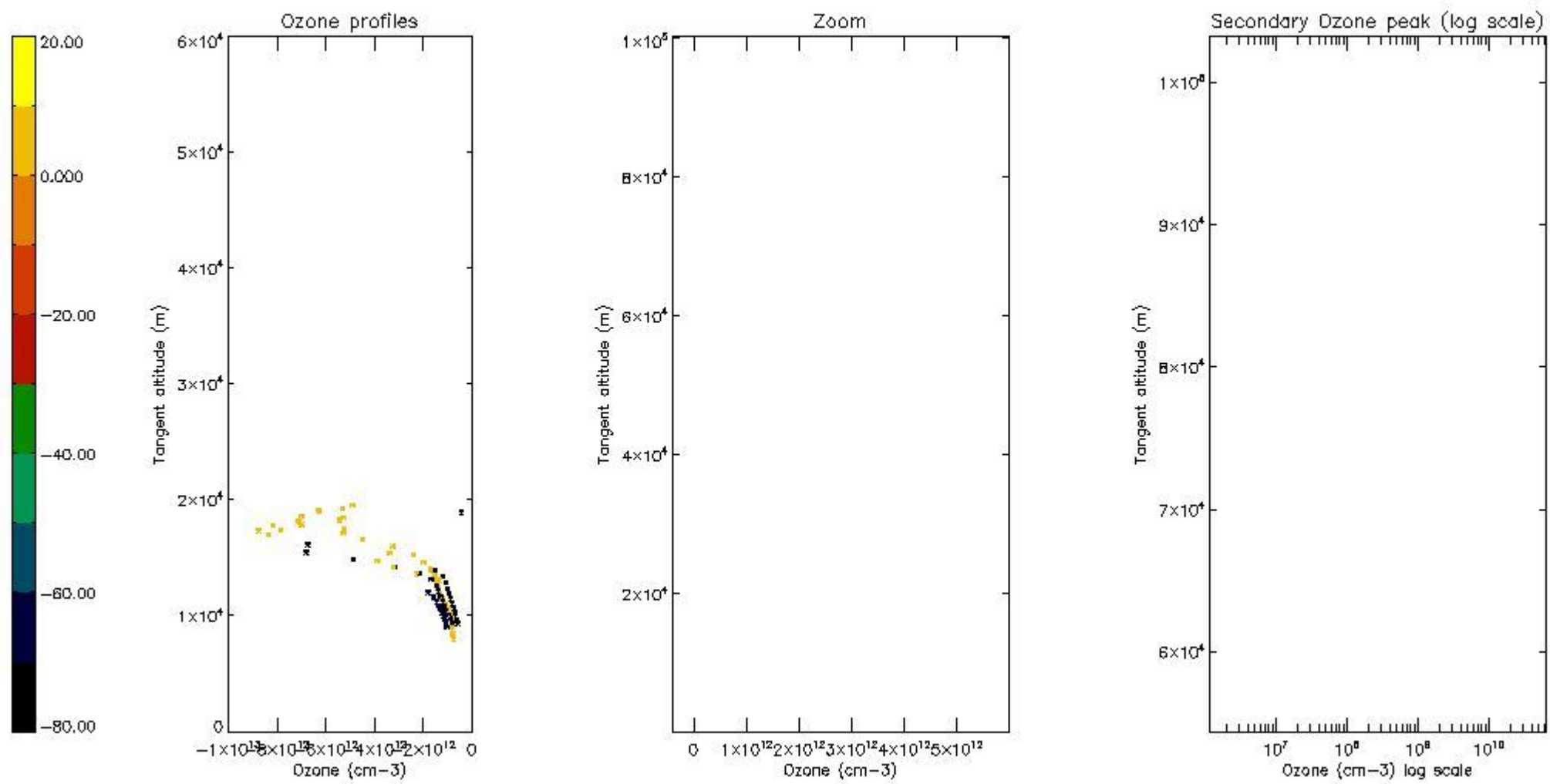
5.4 Plot ozone profiles where $STD < 10\%$ (dark without errors)

The colorbar represents the latitude.



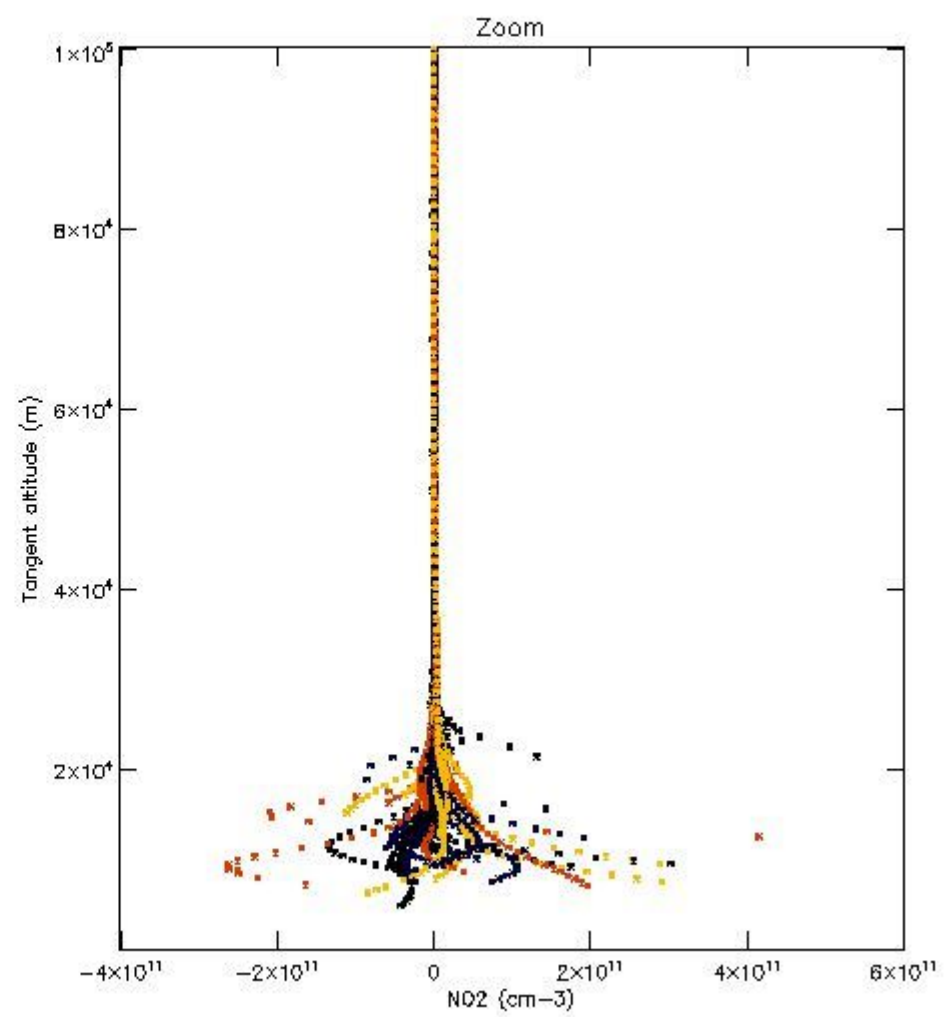
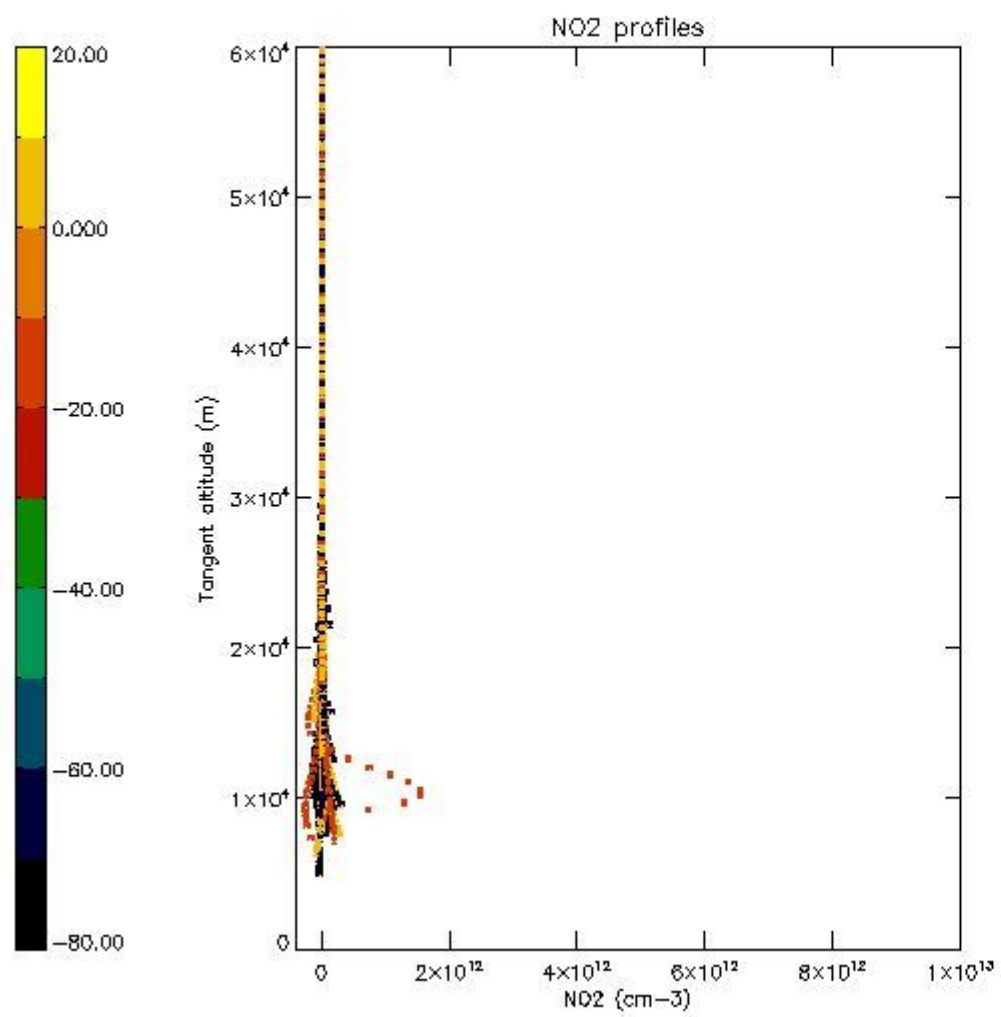
5.5 Plot ozone profiles where $STD < 5\%$ (dark without errors)

The colorbar represents the latitude.



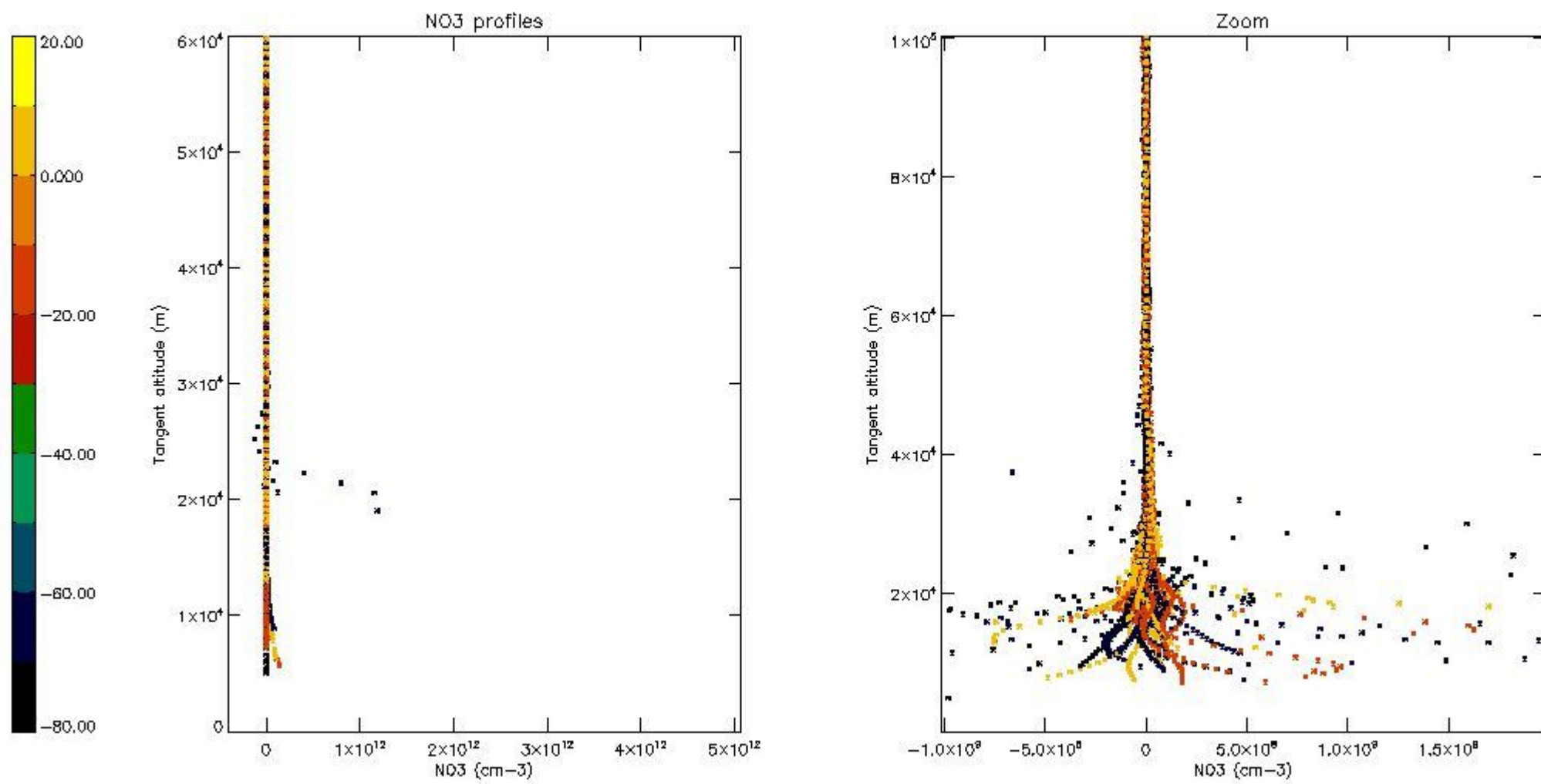
5.6 Plot NO₂ profiles for all STD (dark without errors)

The colorbar represents the latitude.



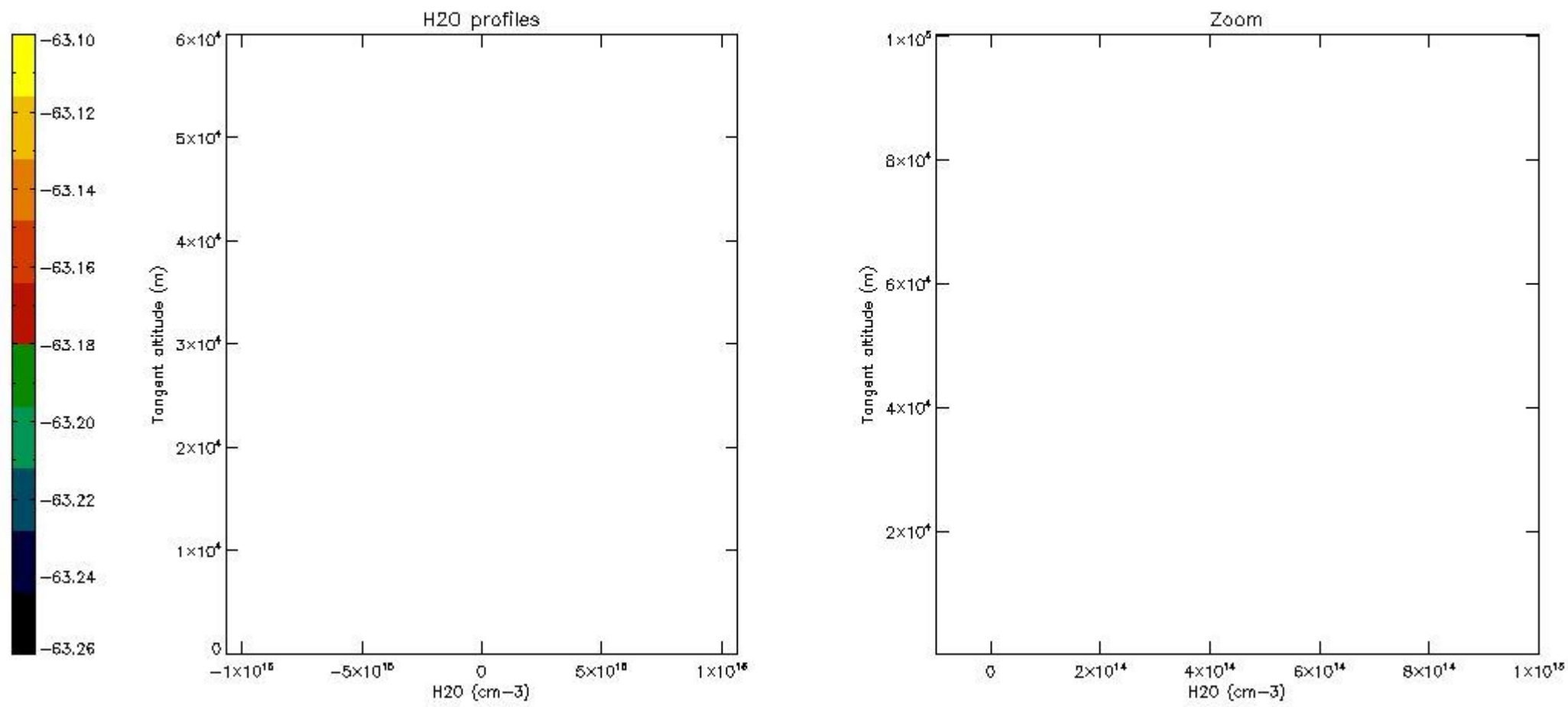
5.7 Plot NO3 profiles for all STD (dark without errors)

The colorbar represents the latitude.



5.8 Plot H2O profiles for all STD (only for occultations of stars 1,2,3,4,13,14,16,26,63 dark without errors)

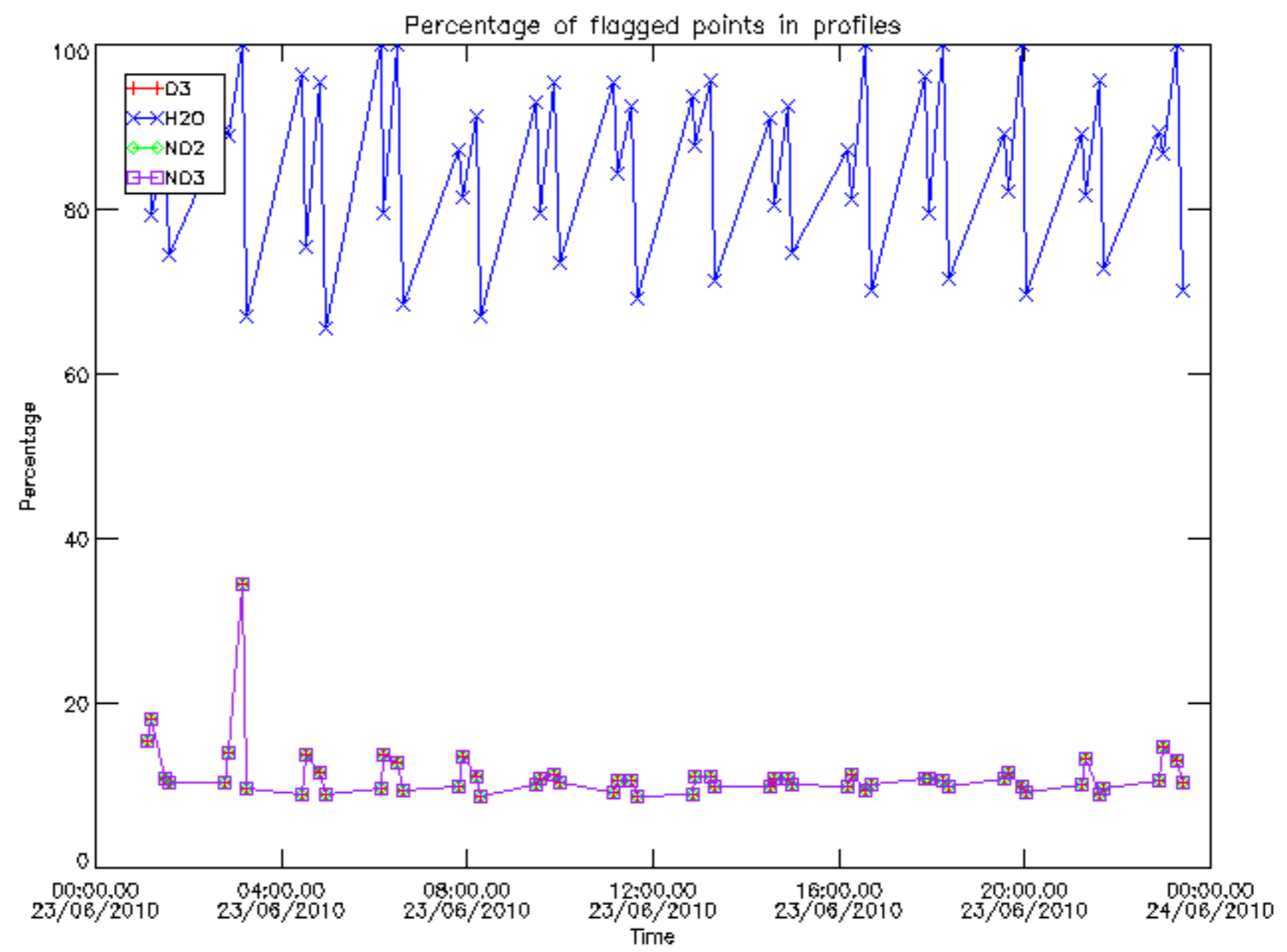
The colorbar represents the latitude.



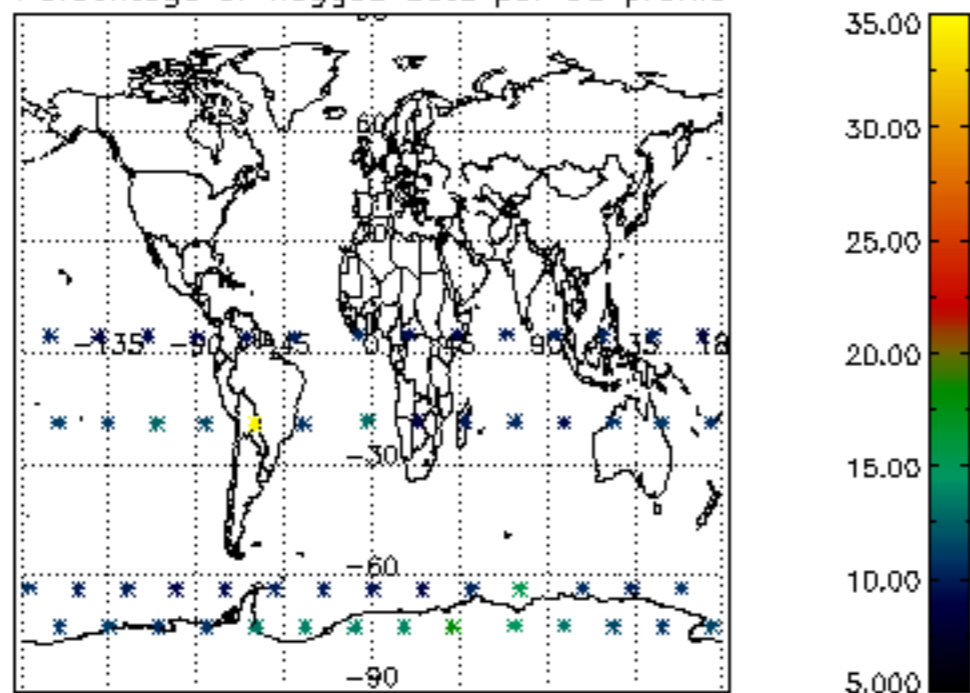
6. Auxiliary Data Files used for the production reported in section 2

The number reported in the third column indicates since which file (see list in section 2) the corresponding auxiliary file has been used. The fourth column is the date of those product files.

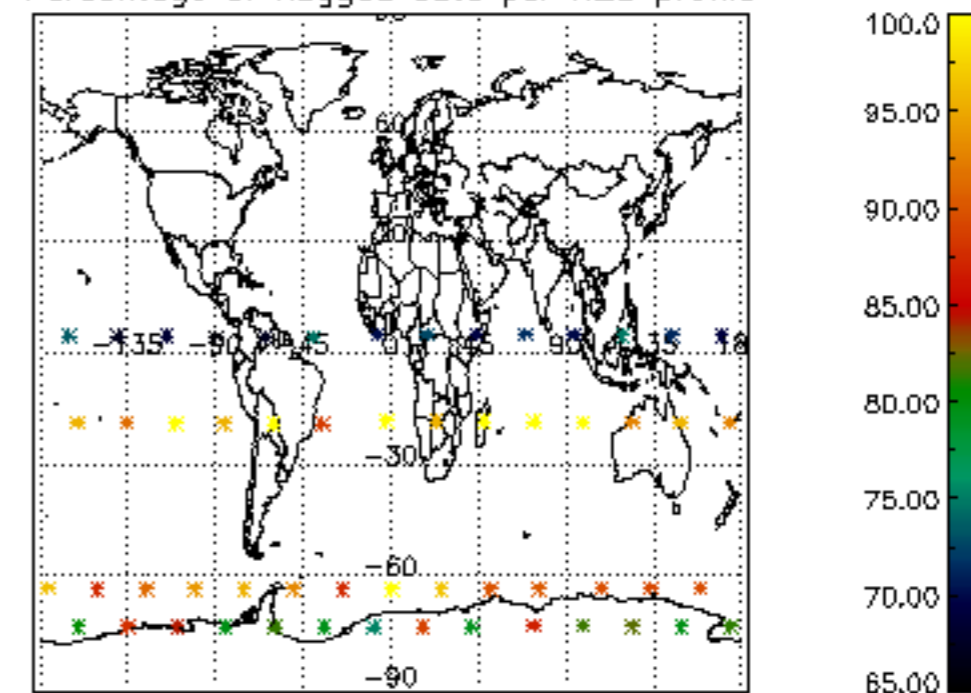
Type	Auxiliary Filename	Used since product	Used since product date
INST_PHYS_CHARACTERISTICS	GOM_INS_AXVIEC20091111_143220_20030716_120000_20500101_000000	1	23-JUN-2010 00:09:12
LEVEL-2_PROC_CONFIG	GOM_PR2_AXVIEC20091111_152718_20020301_000000_20500101_000000	1	23-JUN-2010 00:09:12
CROSS_SECTIONS_FILE	GOM_CRS_AXVIEC20091111_154832_20020301_000000_20500101_000000	1	23-JUN-2010 00:09:12



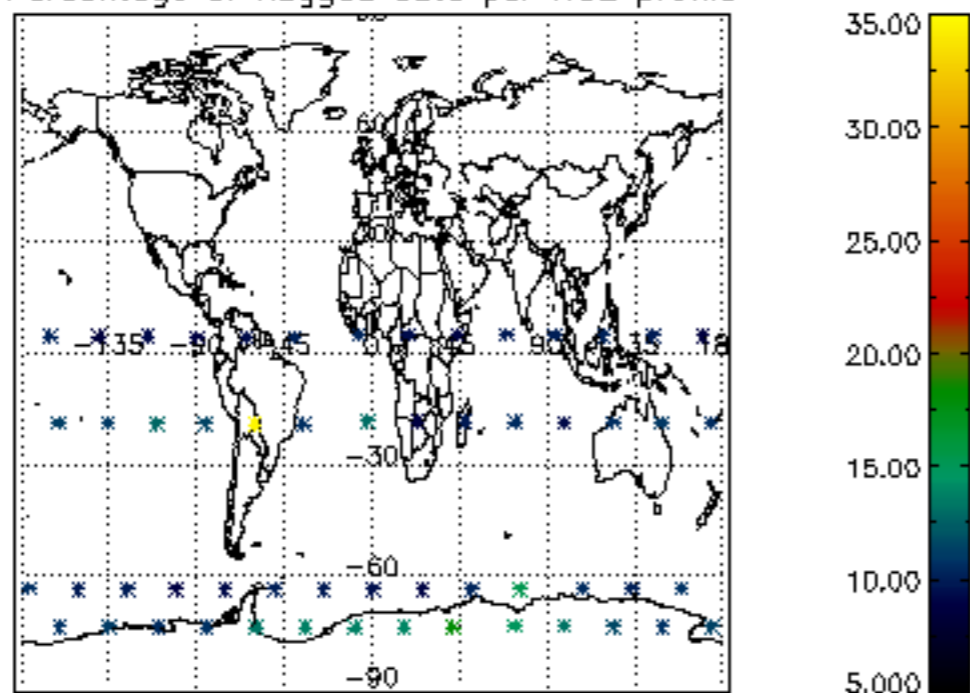
Percentage of flagged data per D3 profile



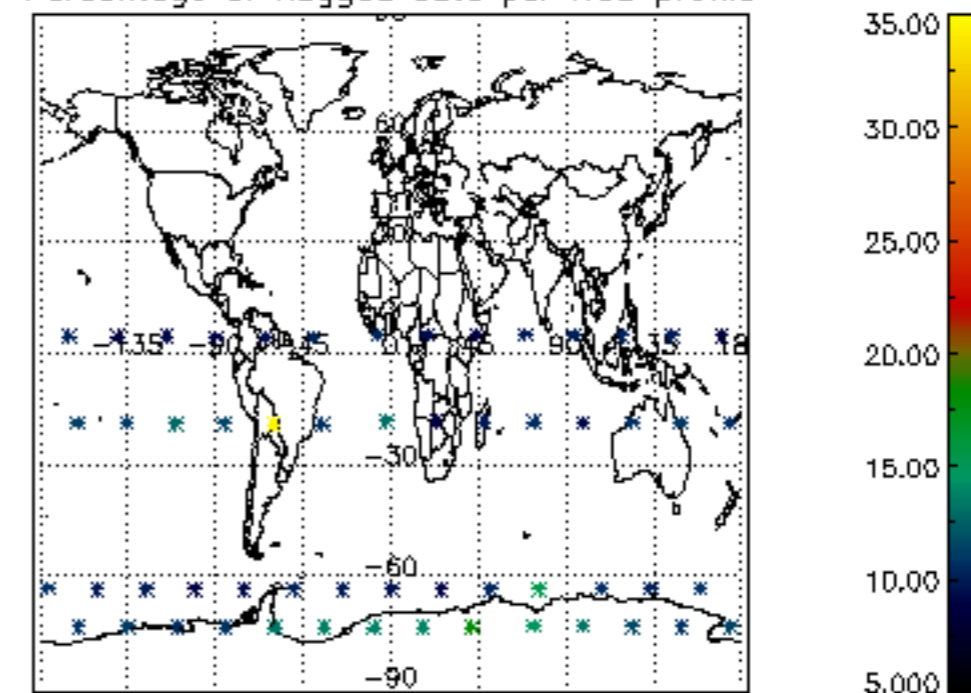
Percentage of flagged data per H2O profile

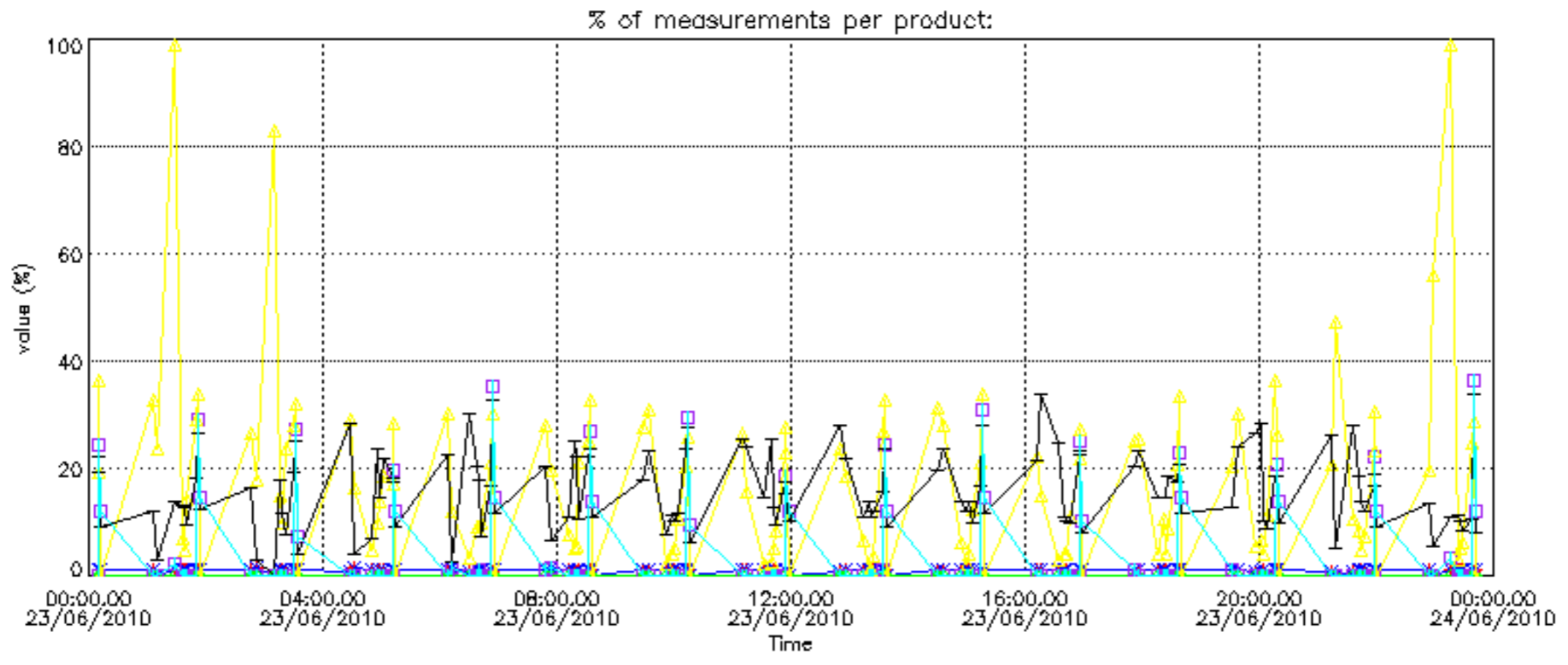


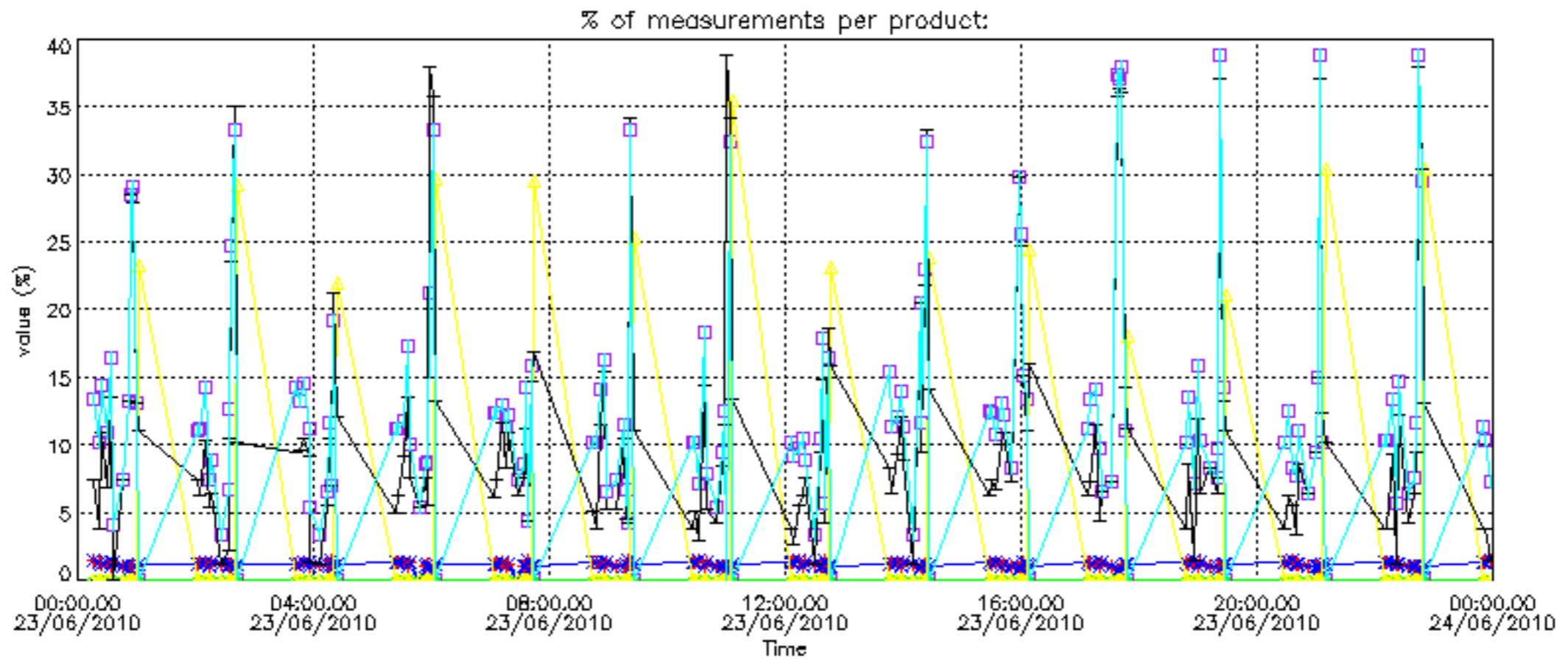
Percentage of flagged data per NO2 profile



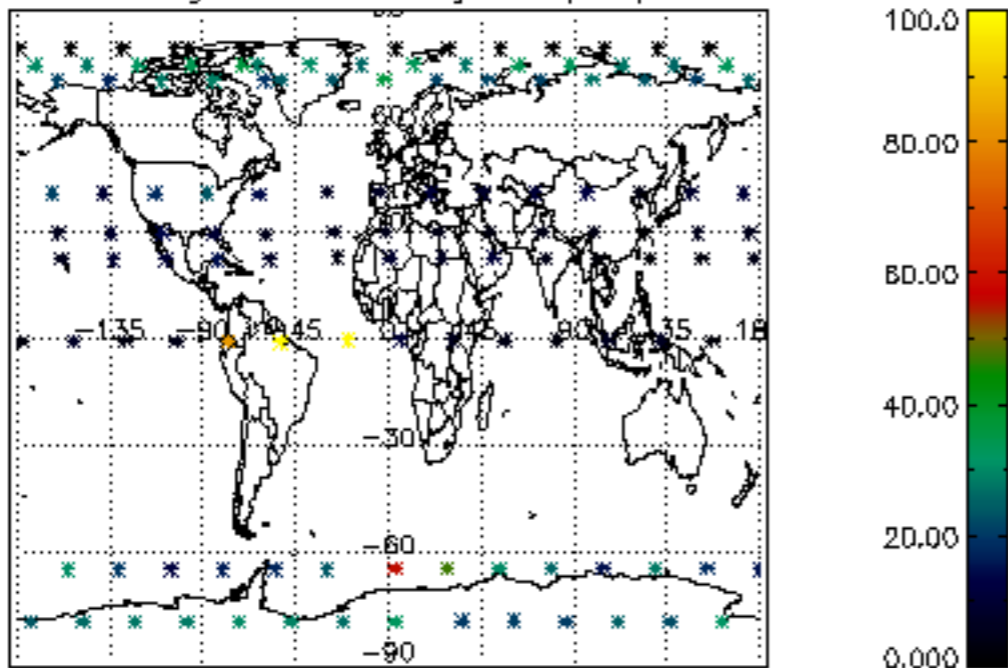
Percentage of flagged data per NO3 profile



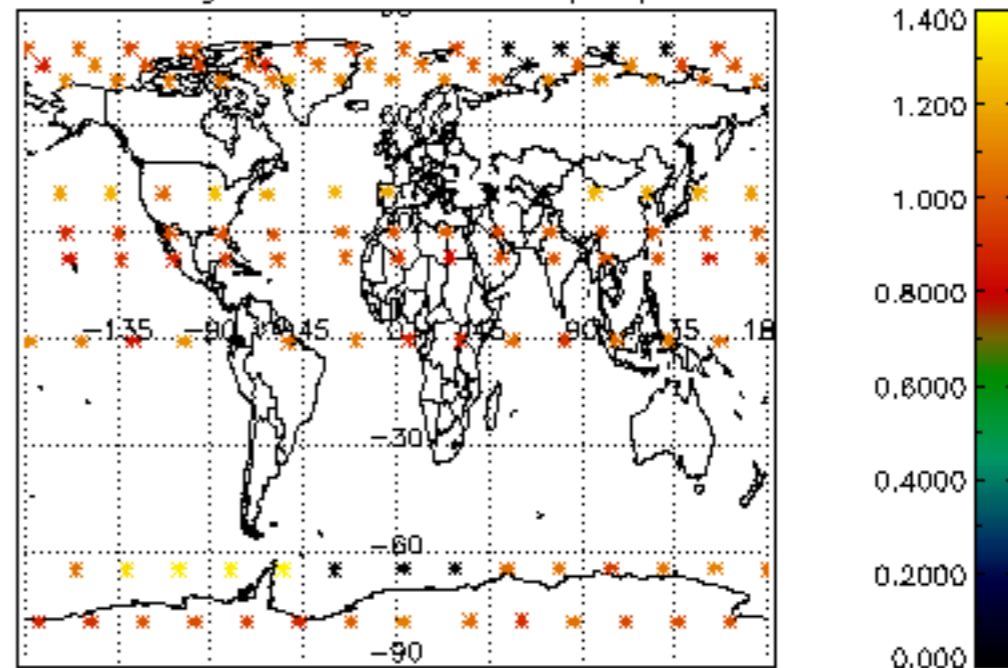




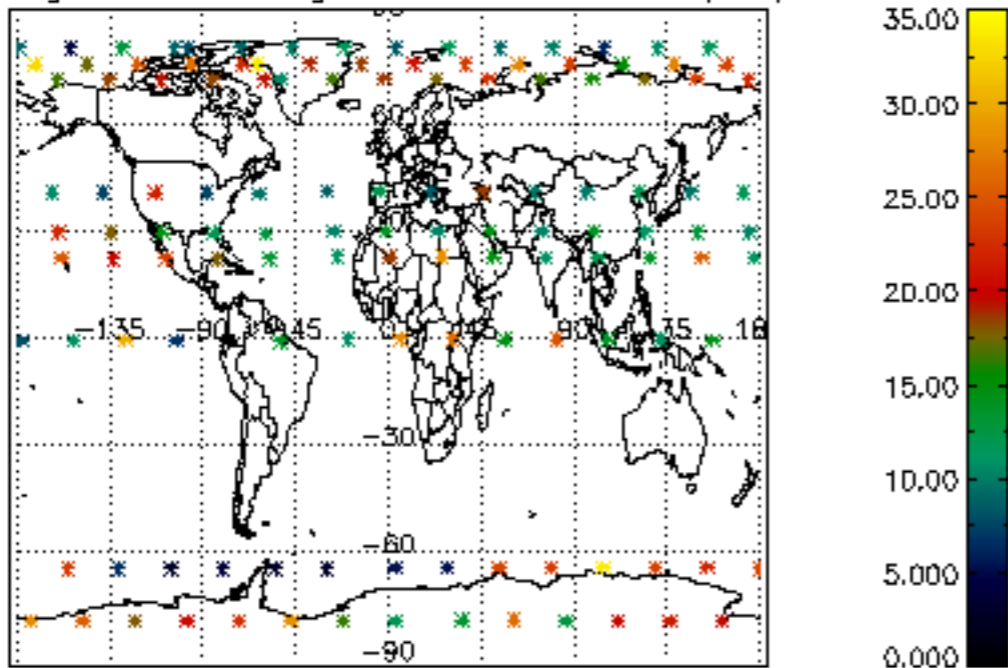
Percentage of cosmic ray hits per profile



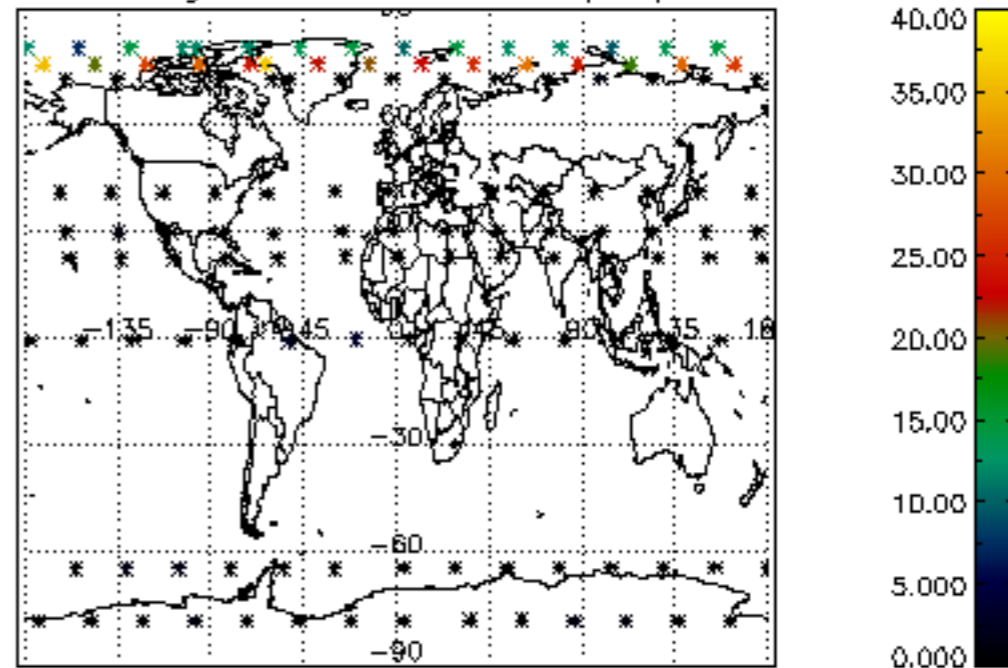
Percentage of datation errors per profile



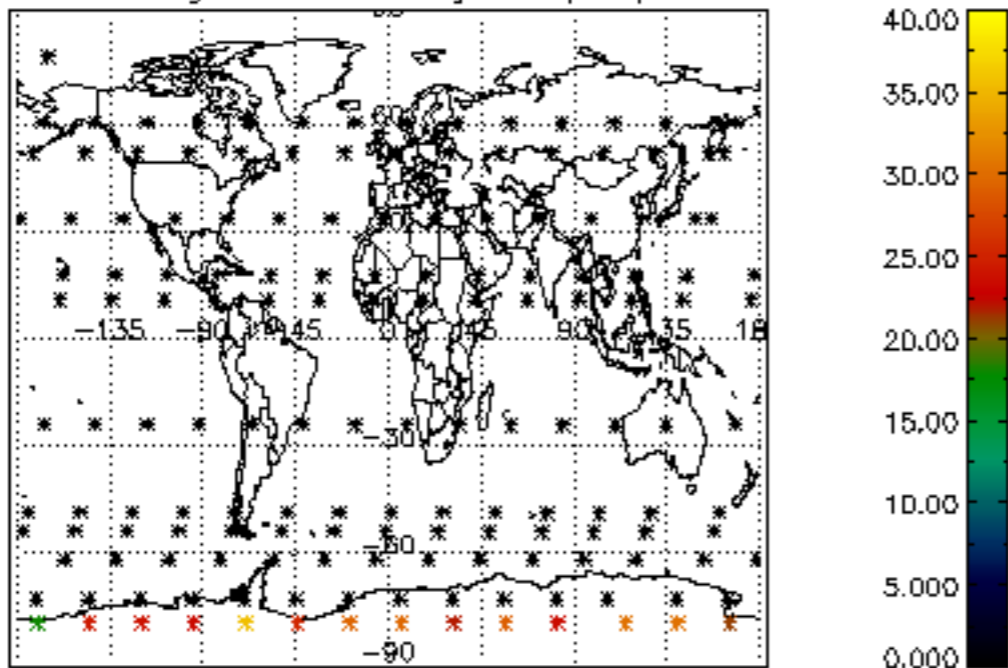
Percentage of star falling outside central band per profile



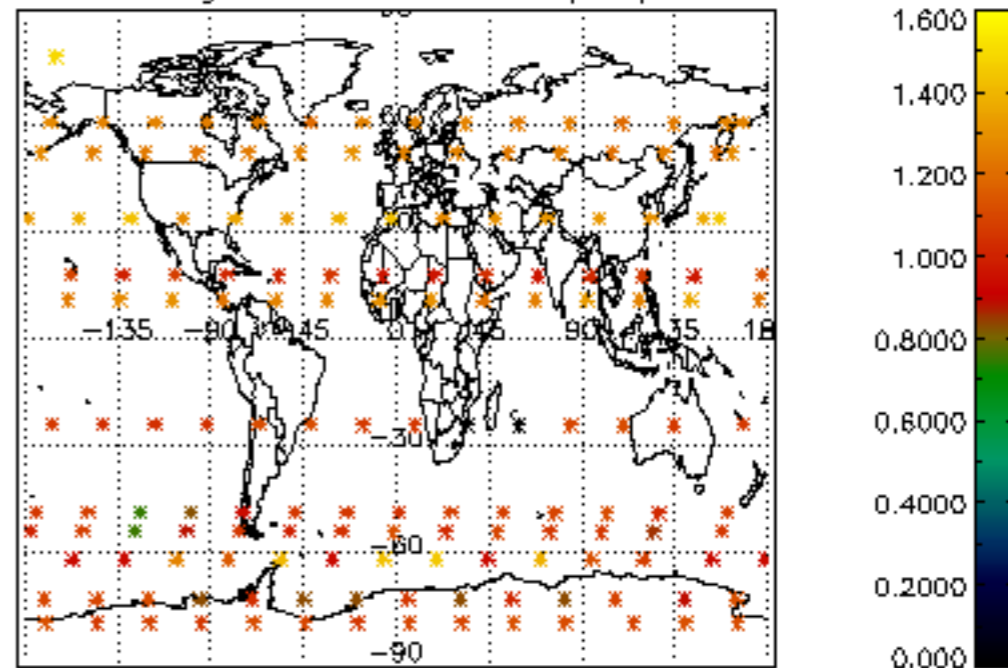
Percentage of saturation errors per profile



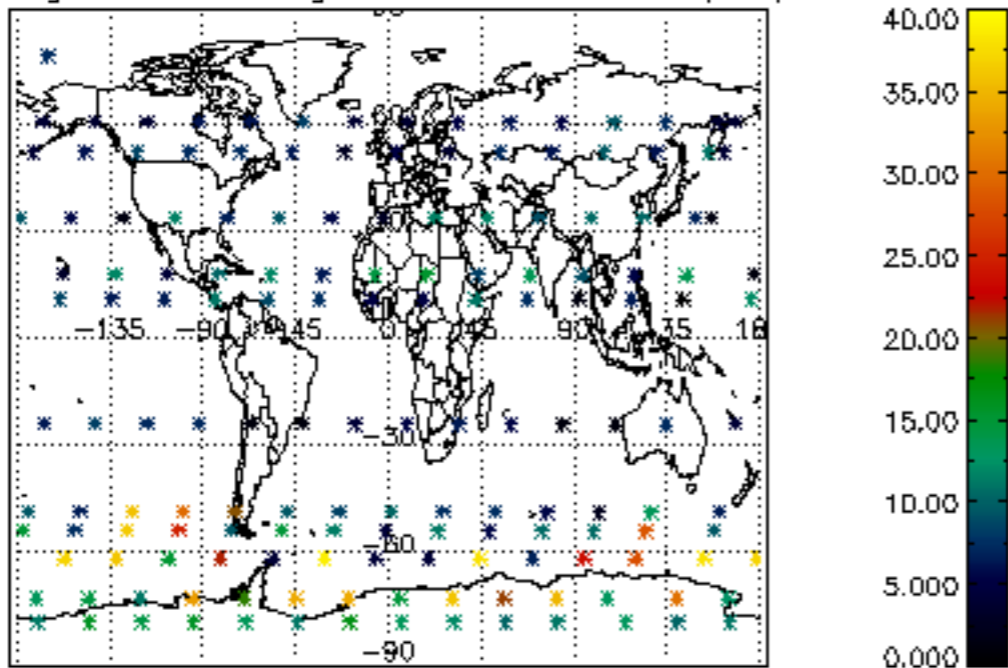
Percentage of cosmic ray hits per profile



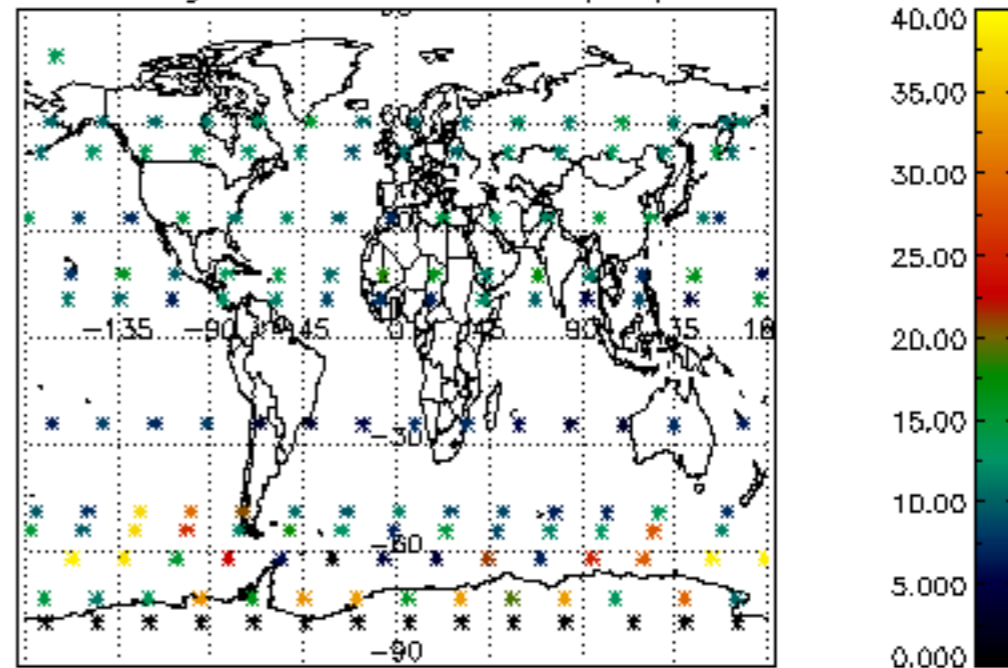
Percentage of datation errors per profile

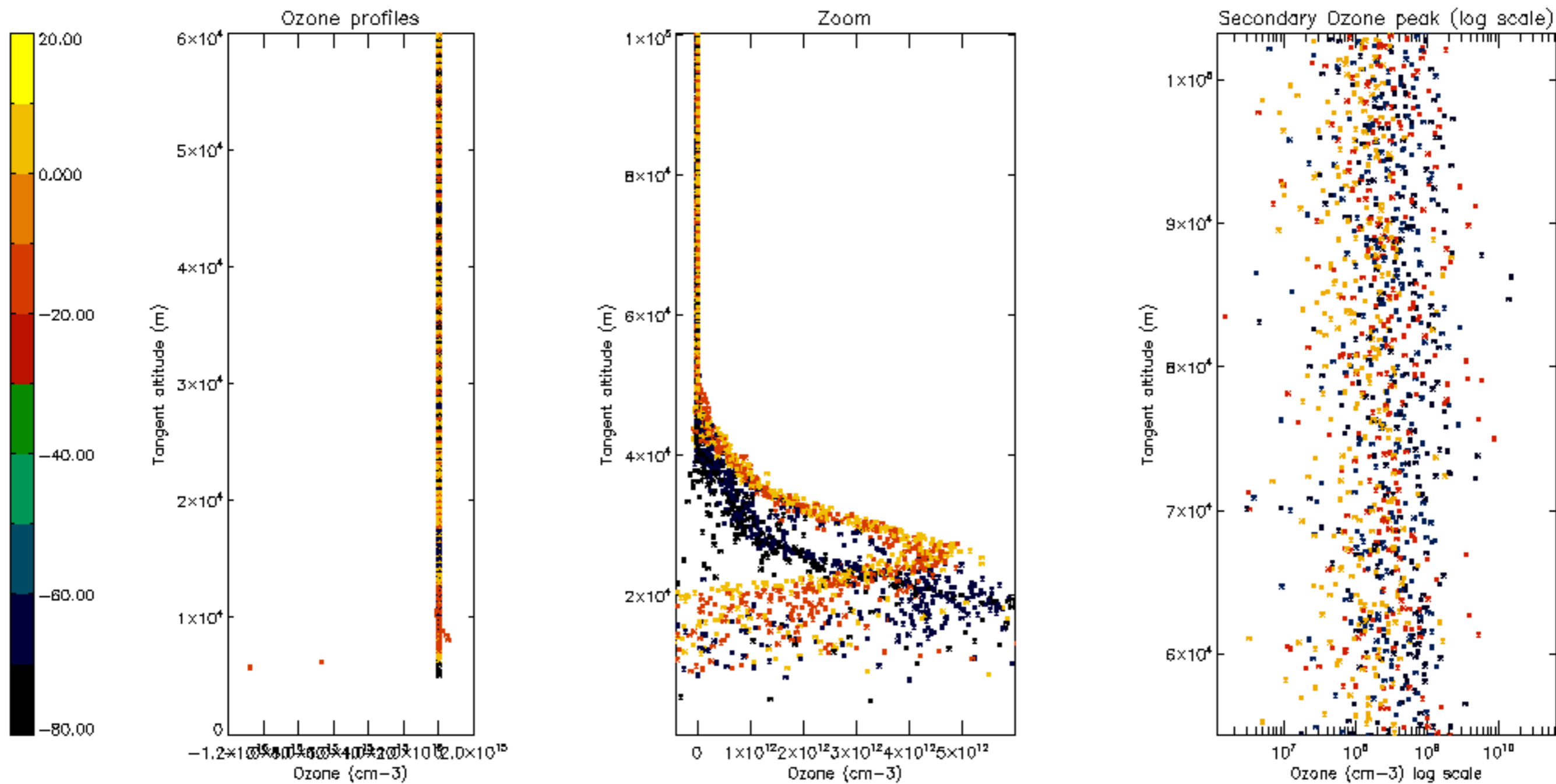


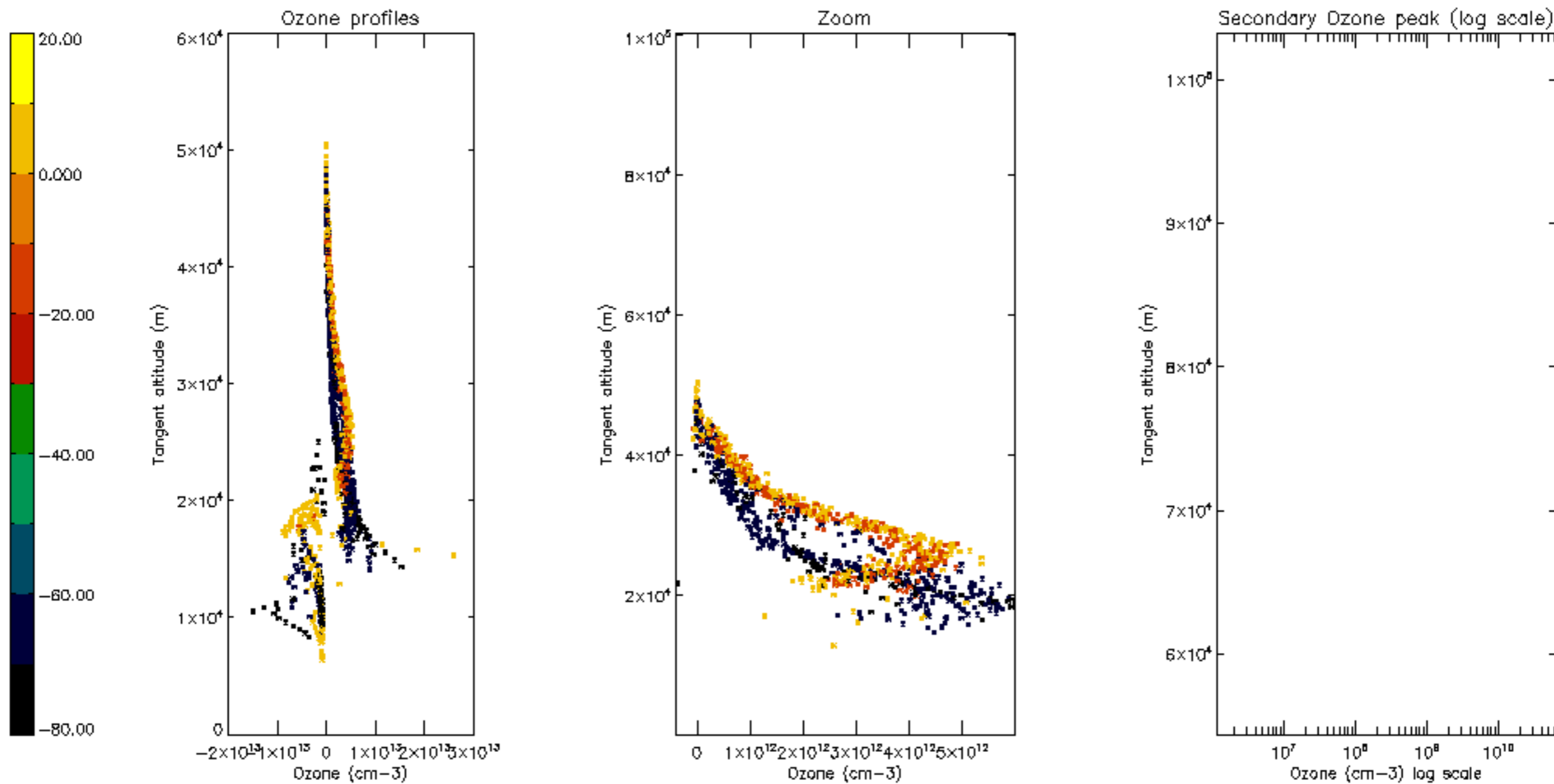
Percentage of star falling outside central band per profile

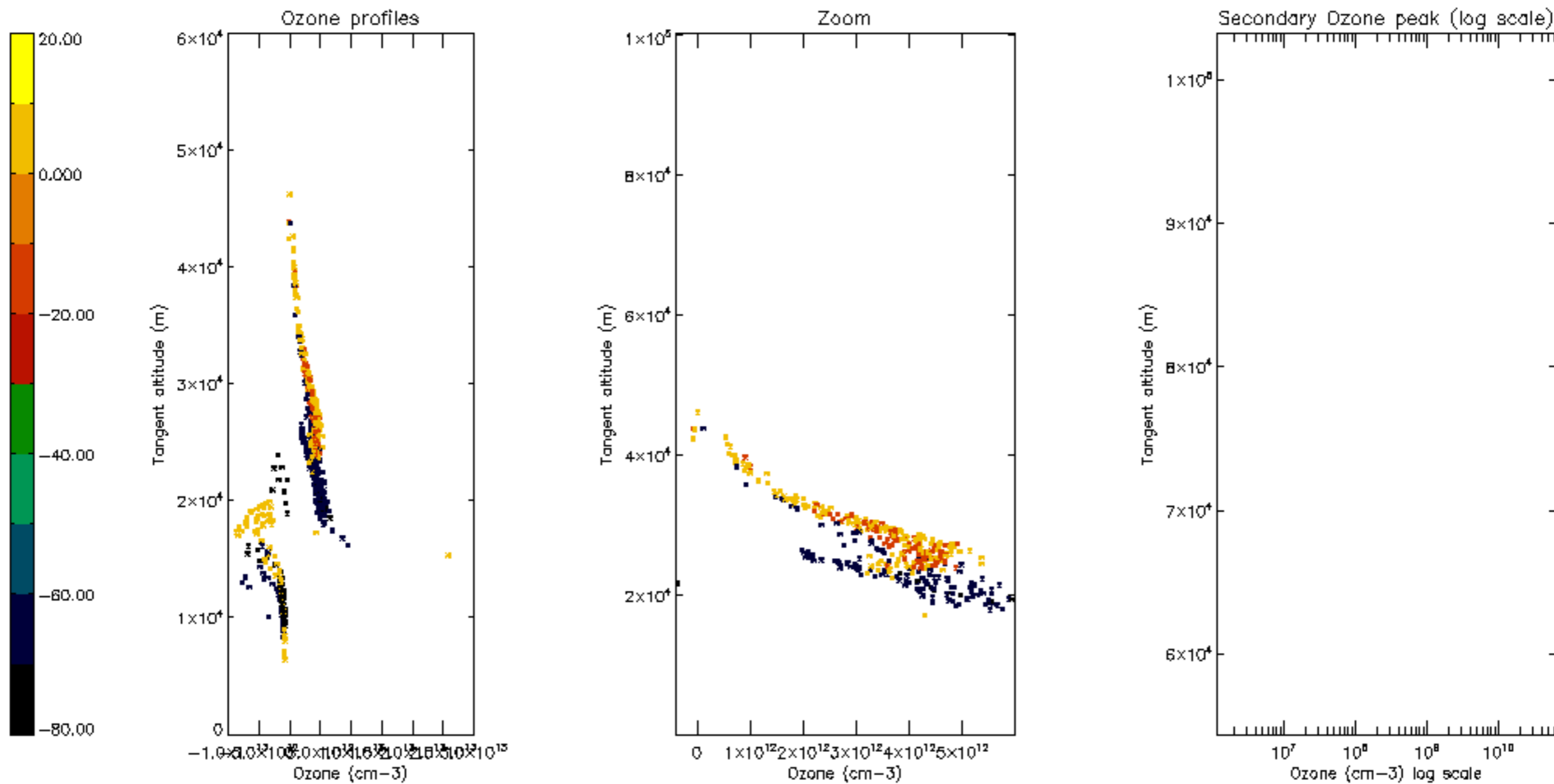


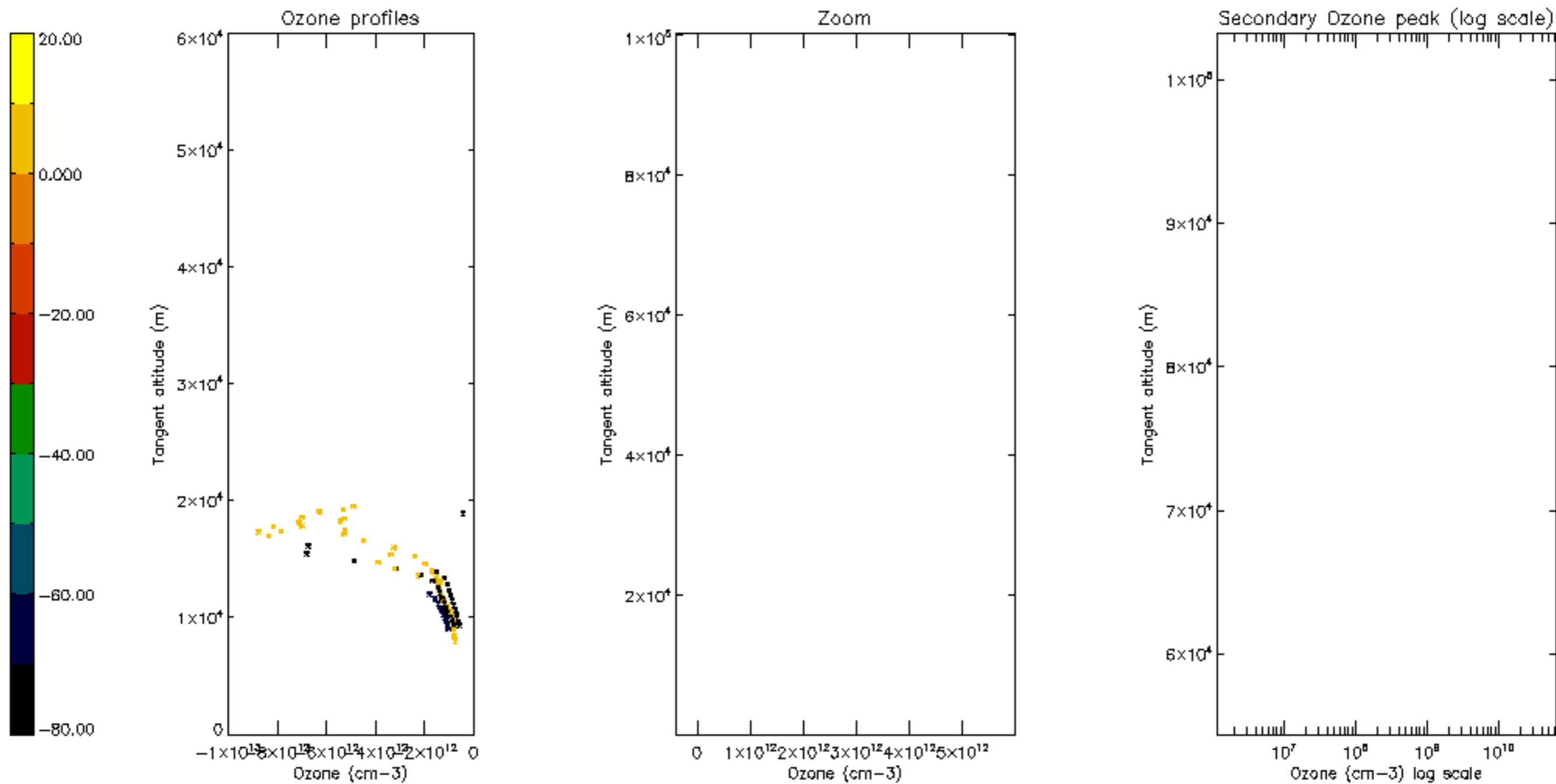
Percentage of saturation errors per profile

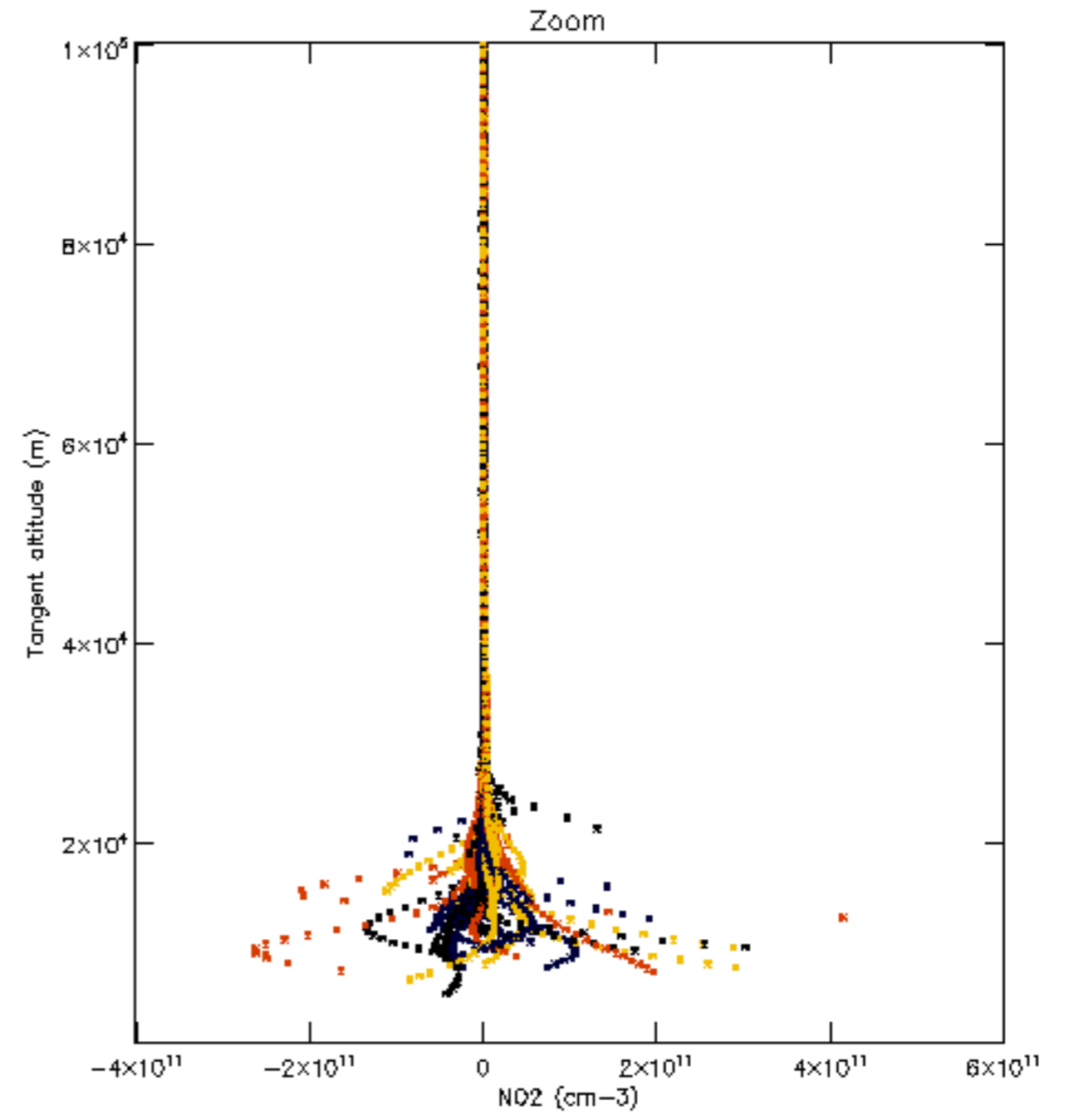
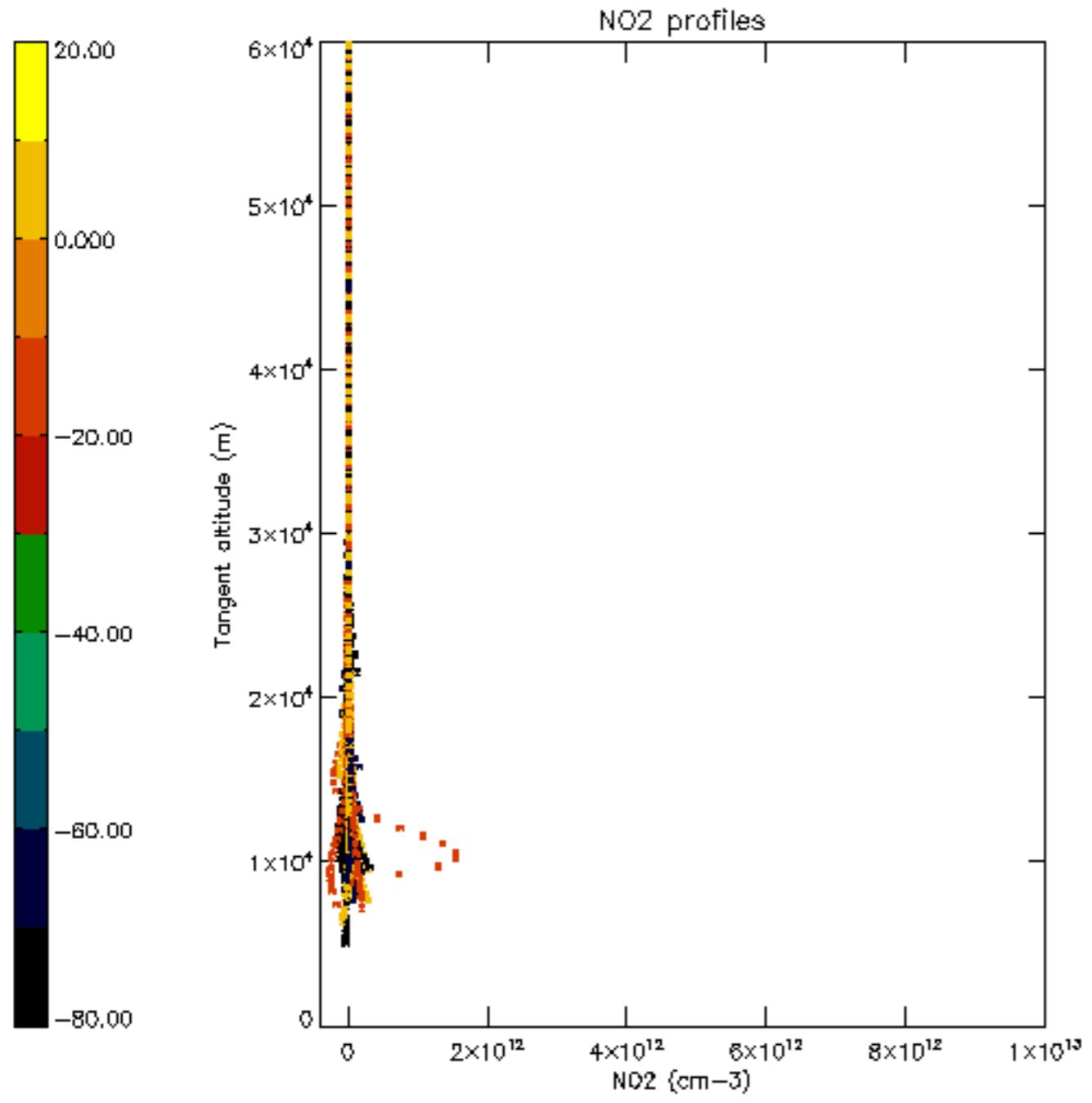


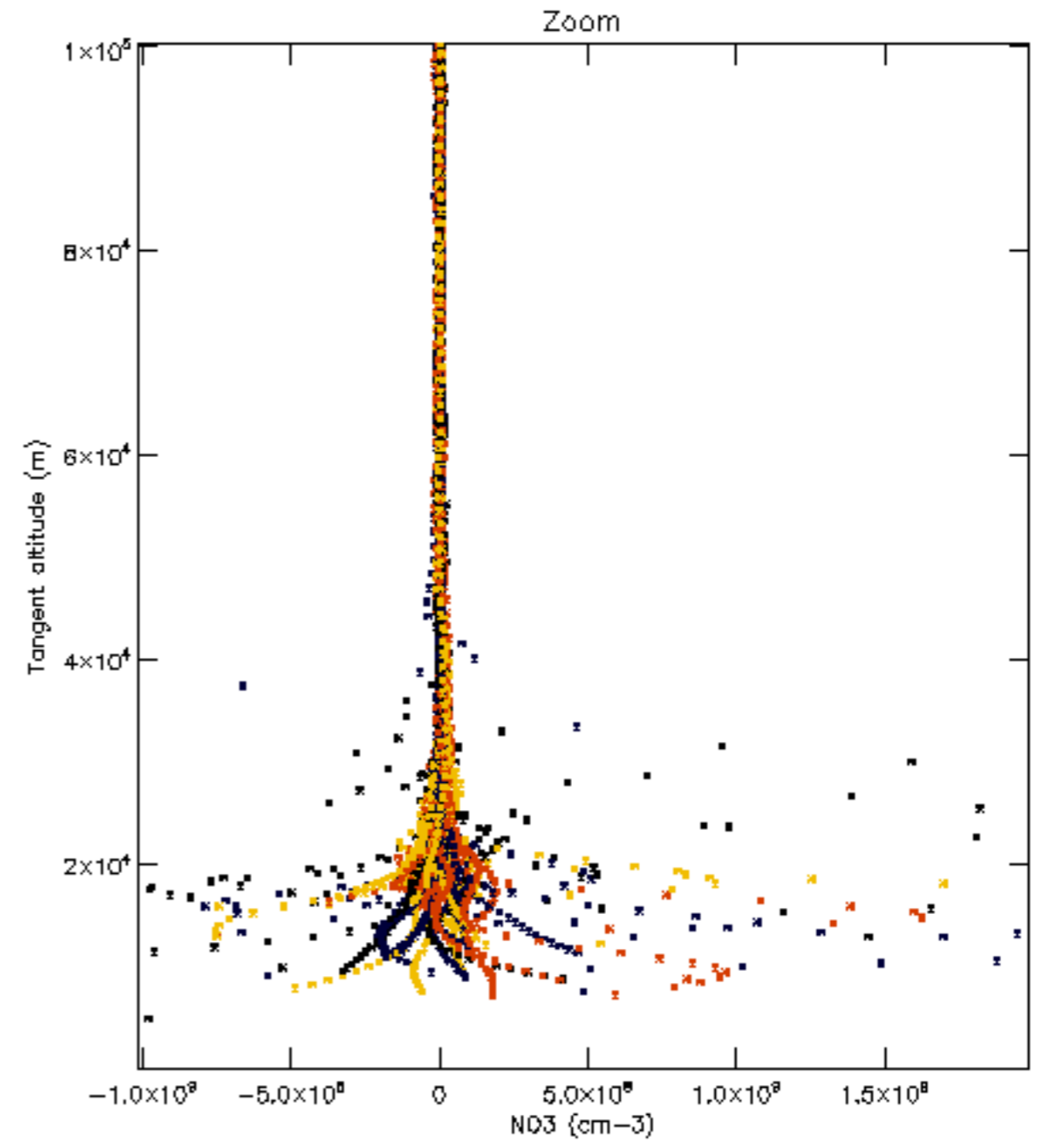
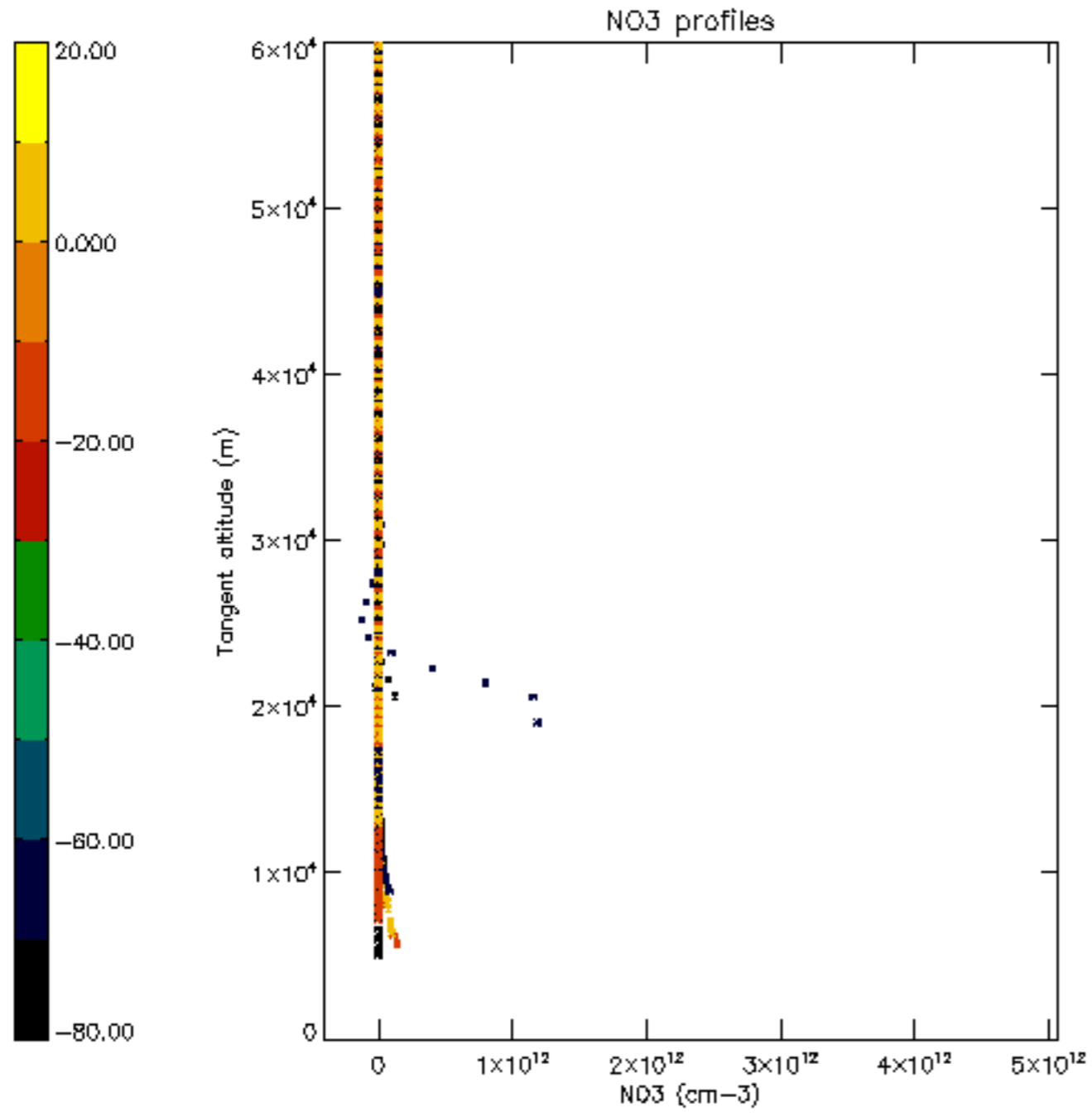


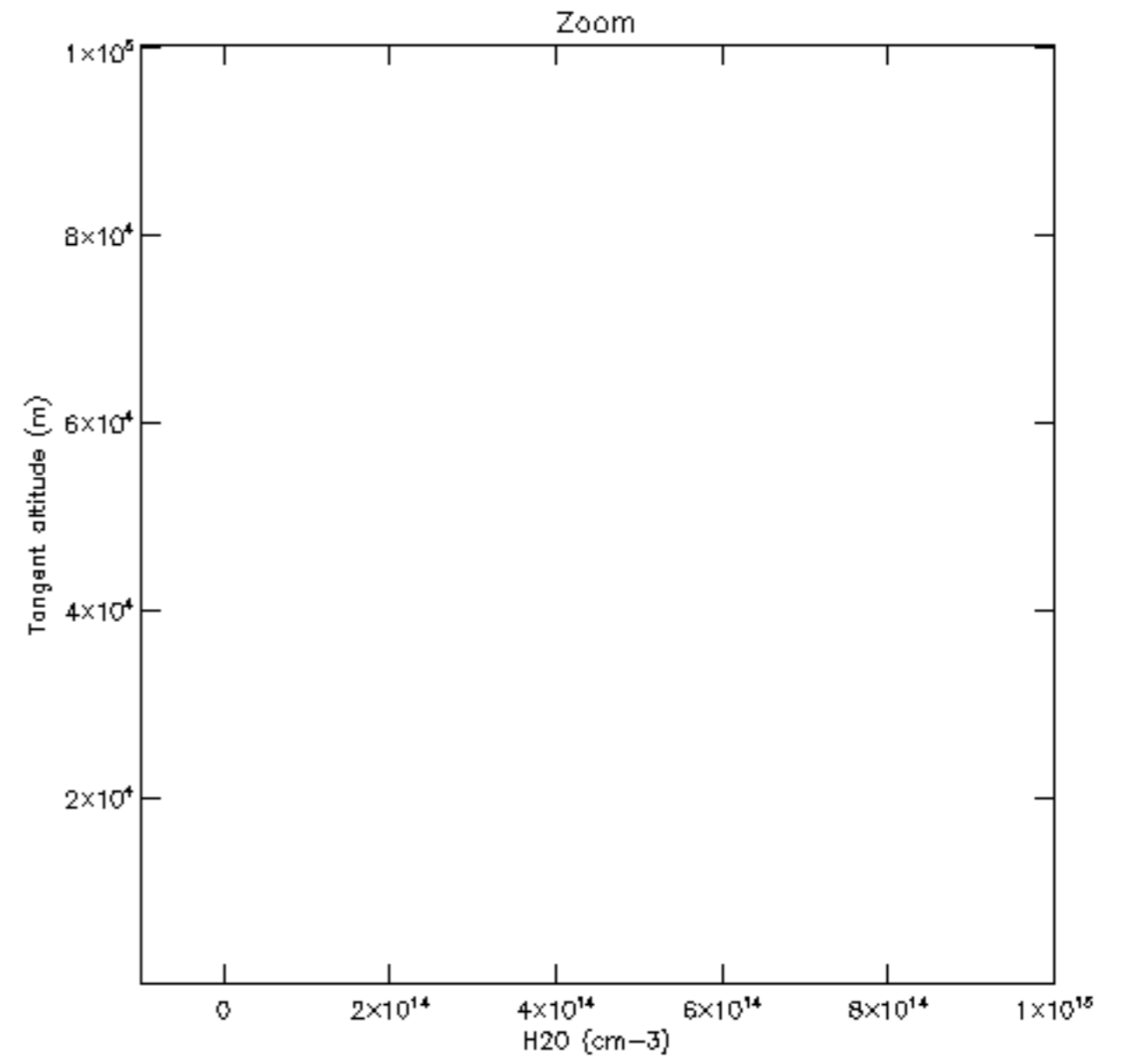
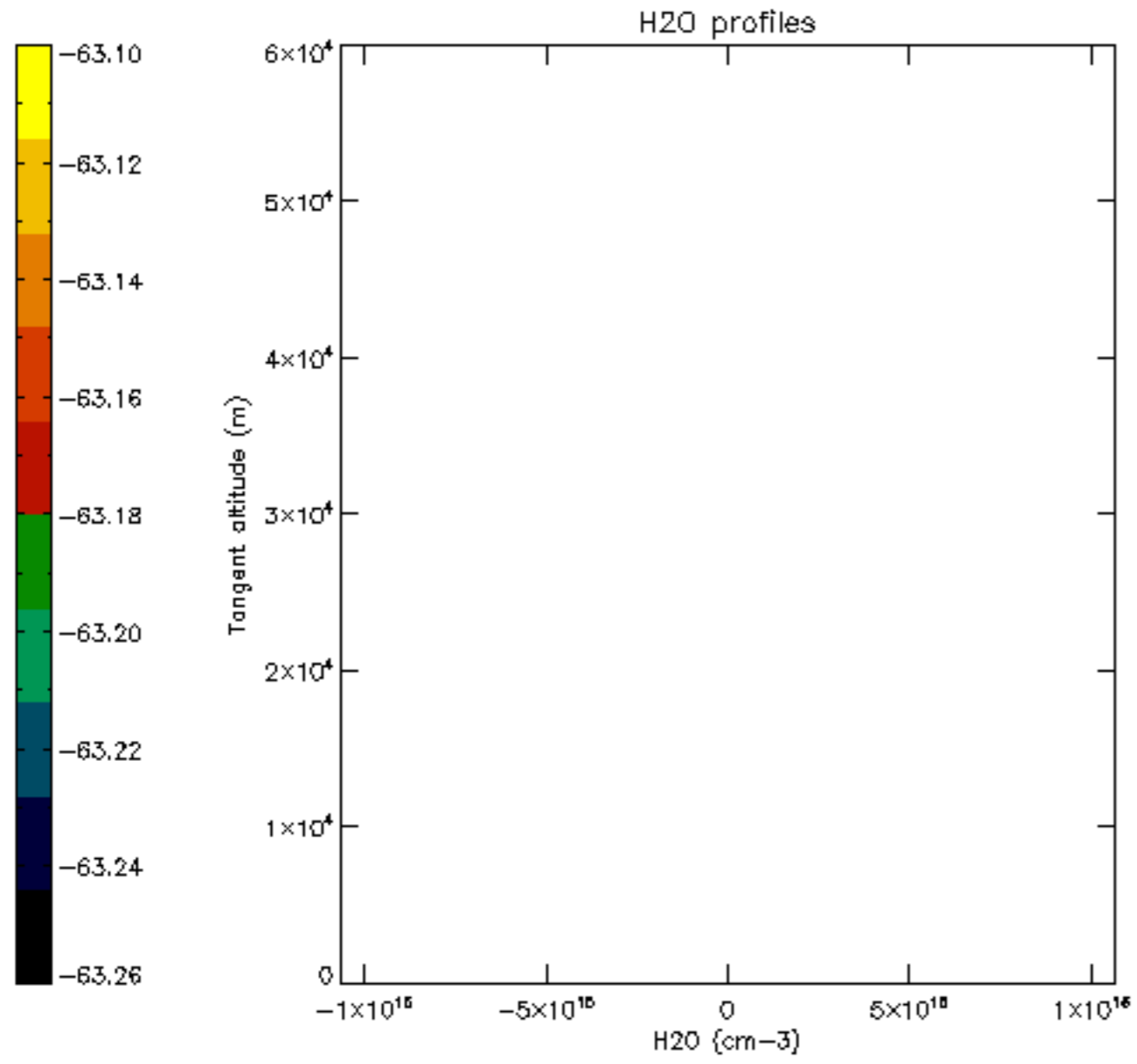


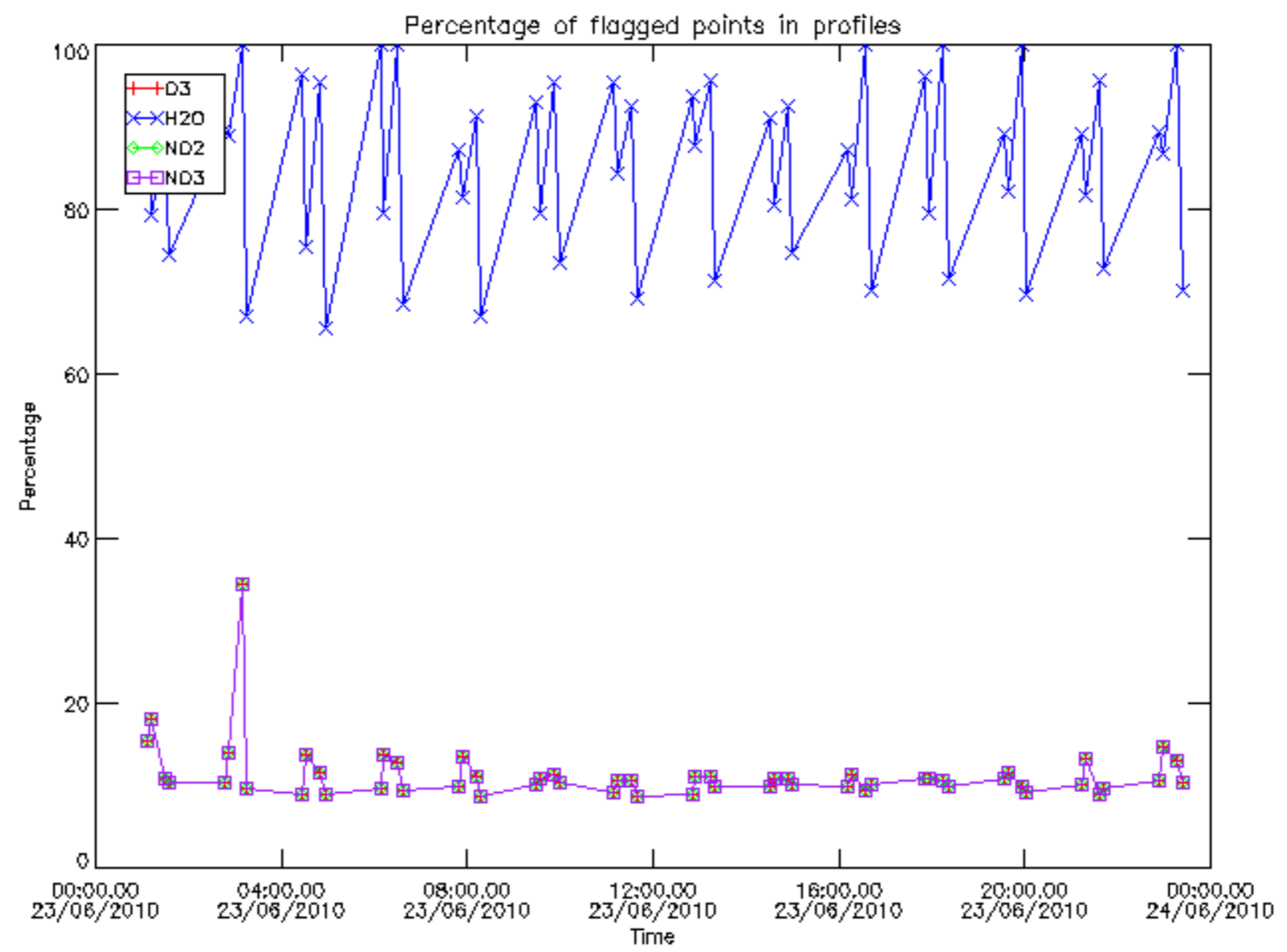




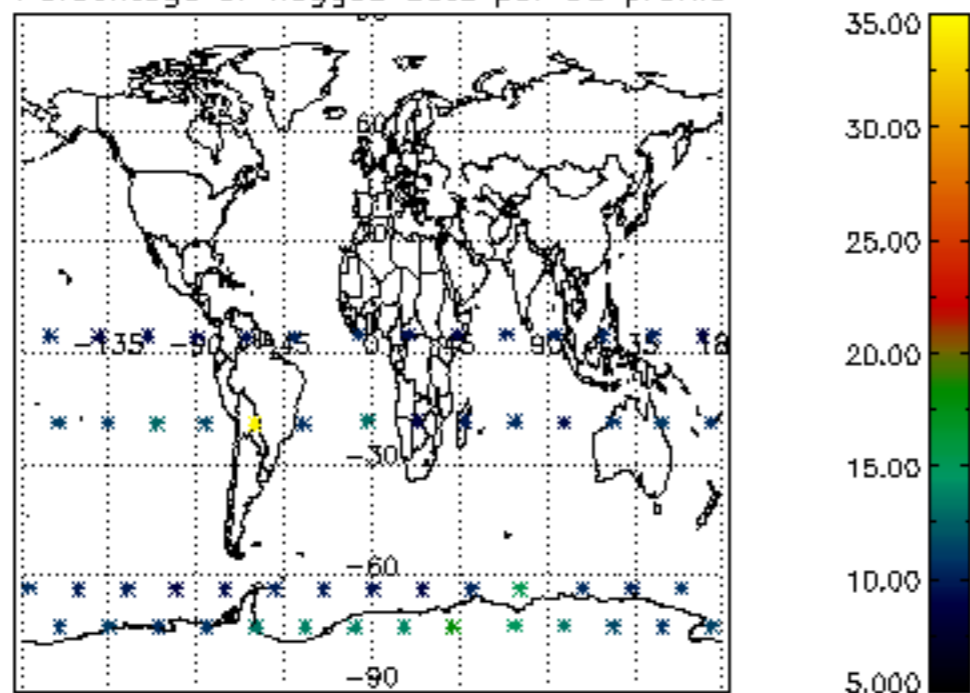




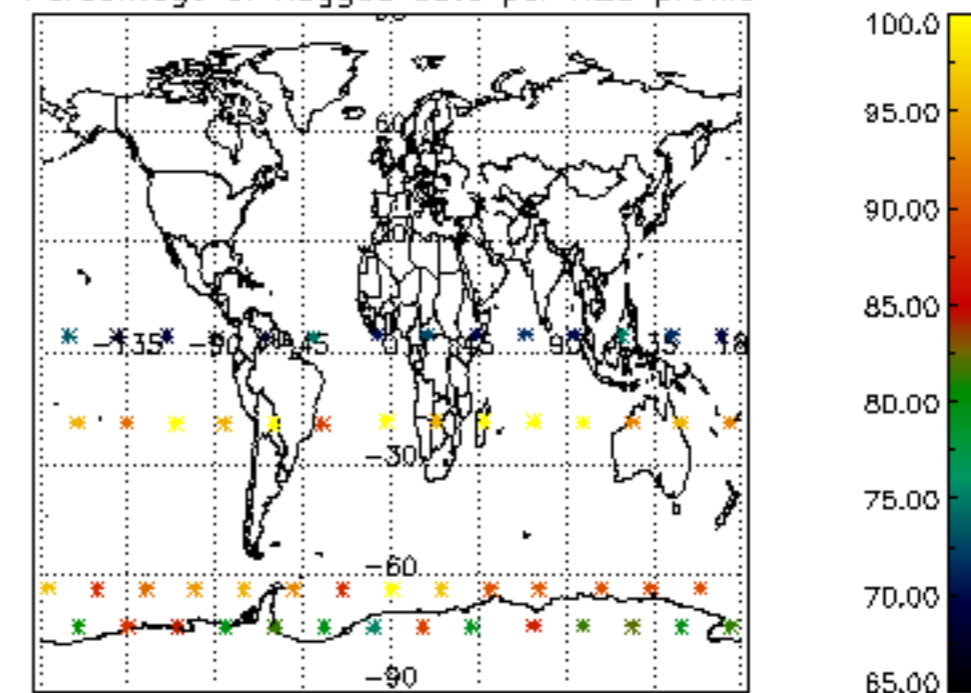




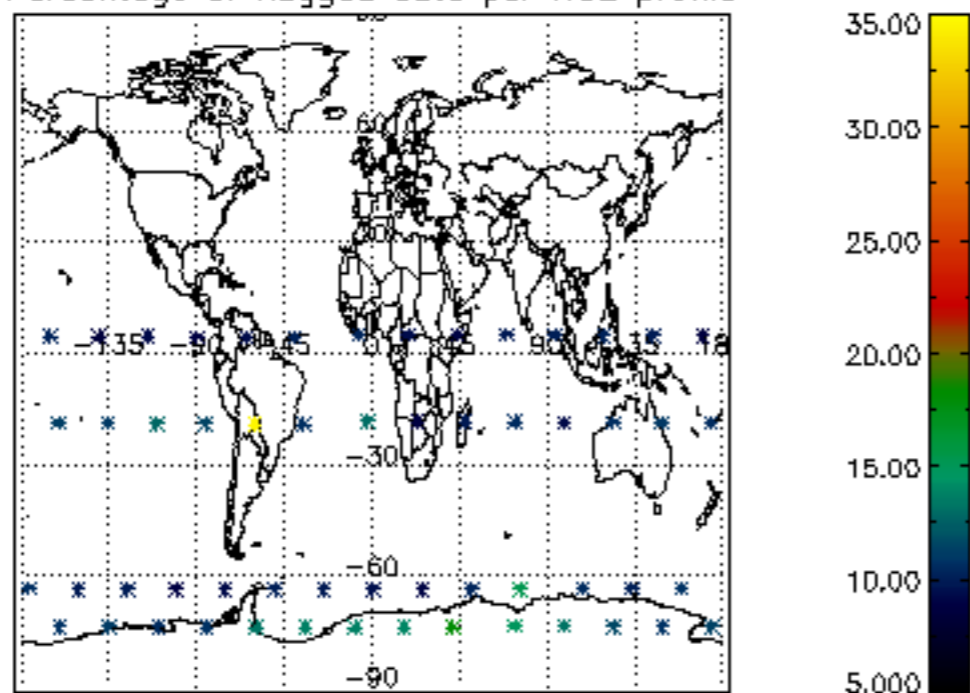
Percentage of flagged data per D3 profile



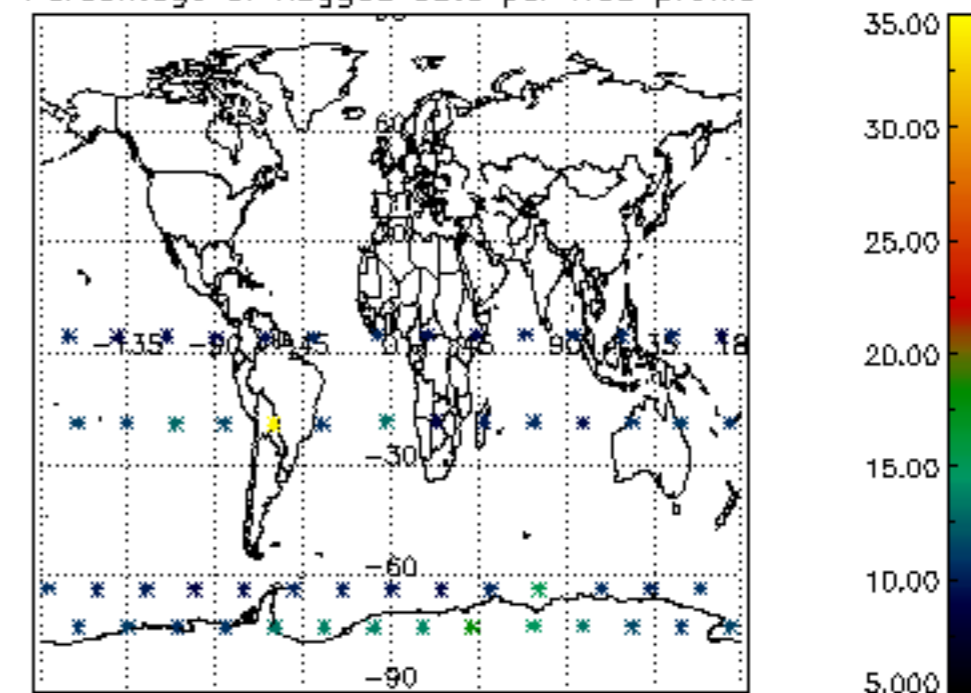
Percentage of flagged data per H2O profile

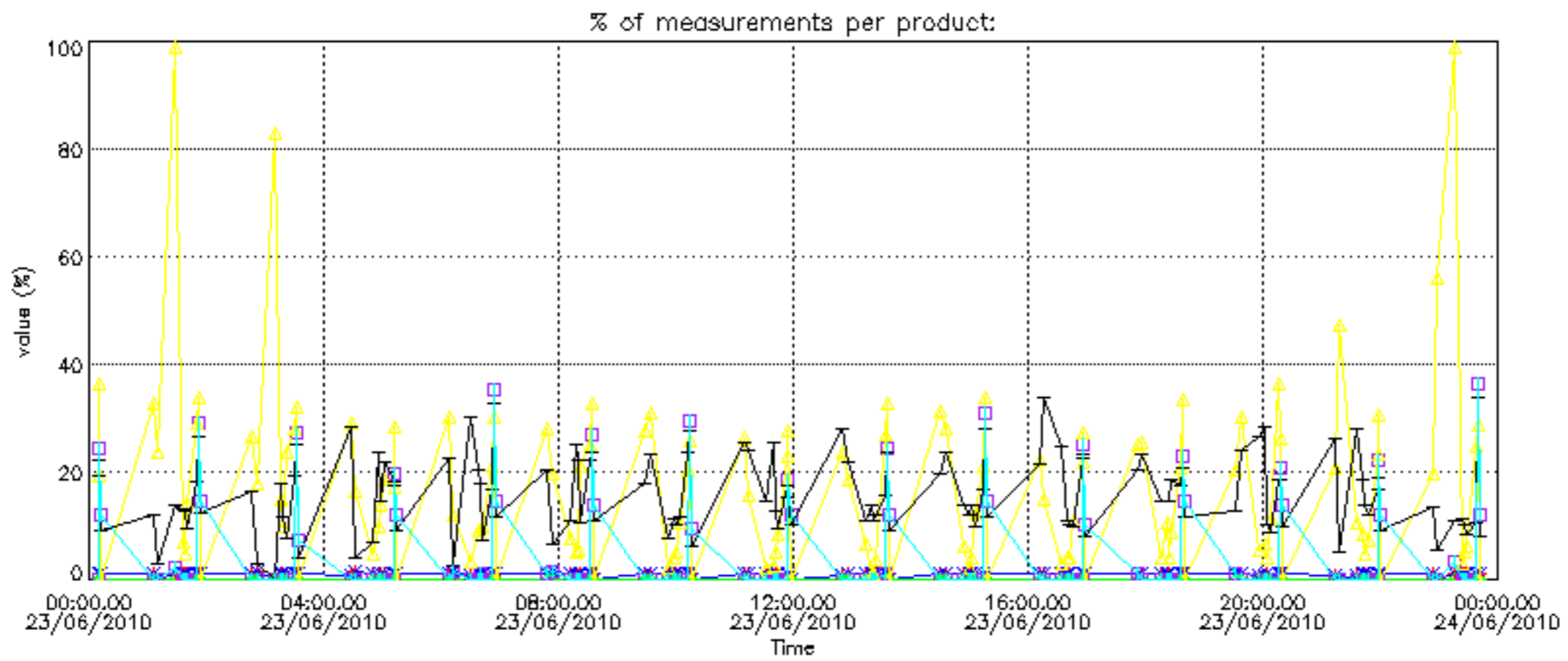


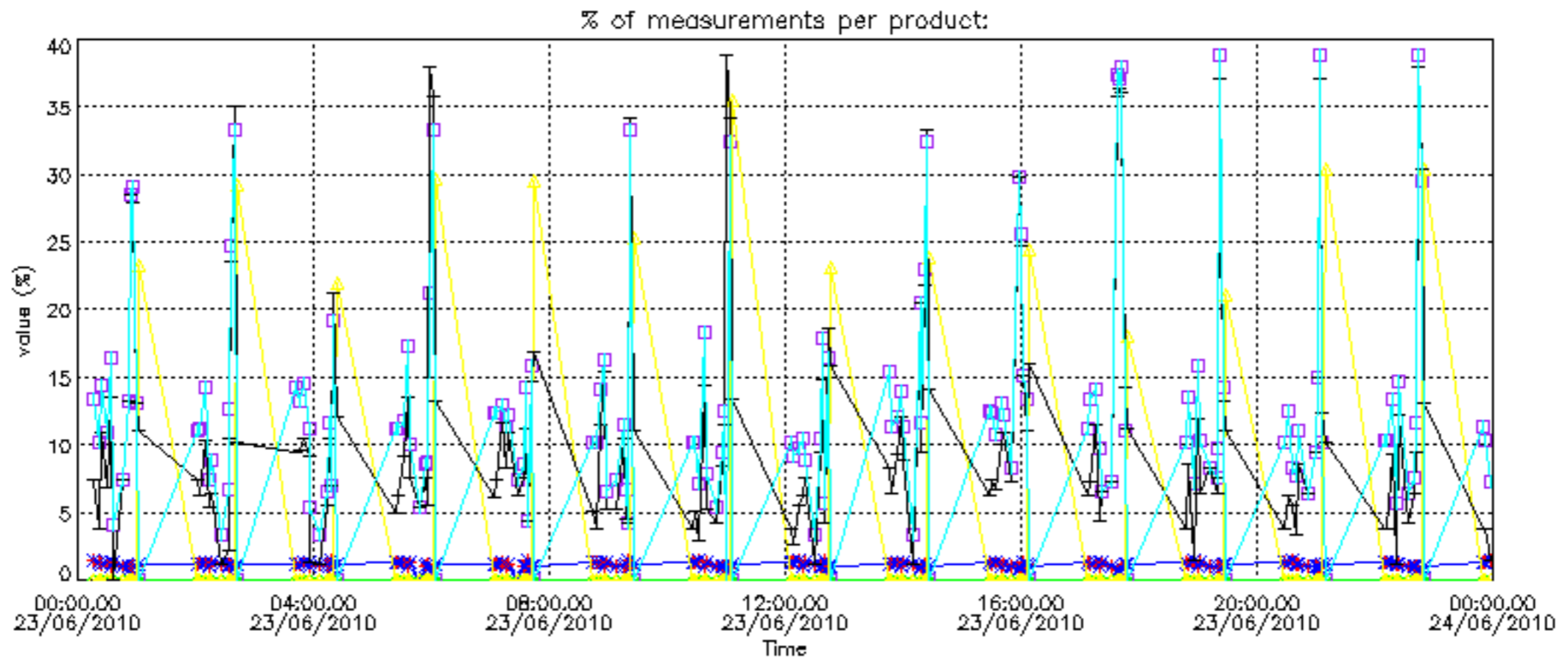
Percentage of flagged data per NO2 profile



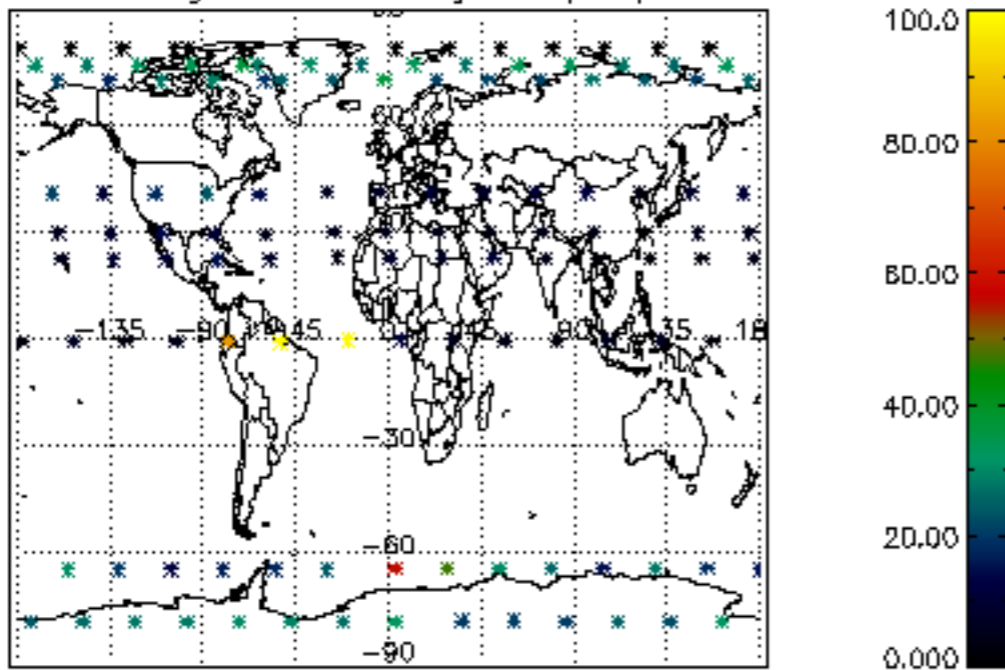
Percentage of flagged data per NO3 profile



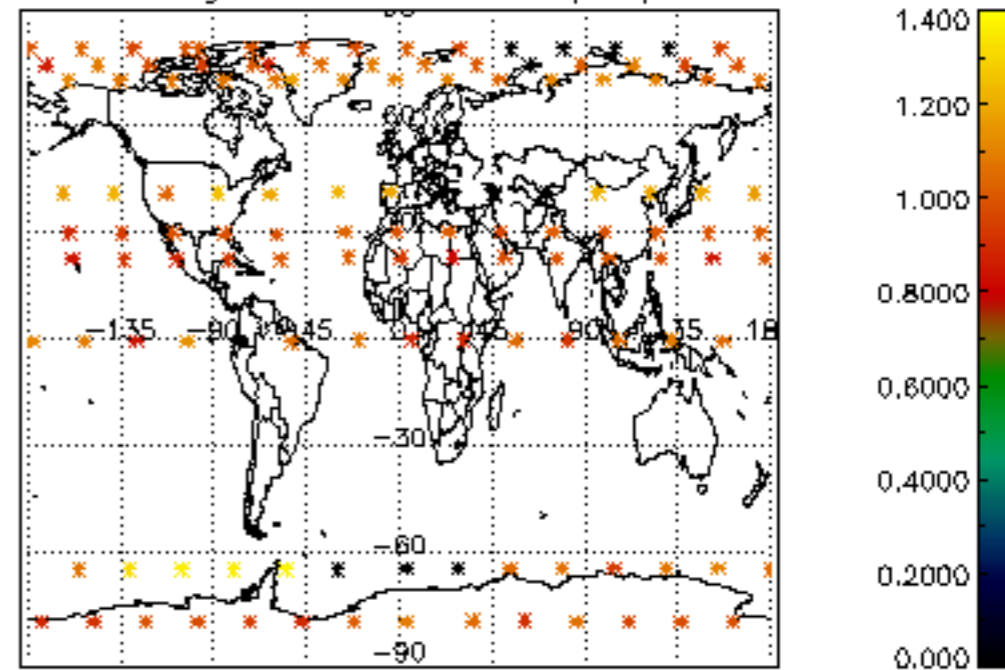




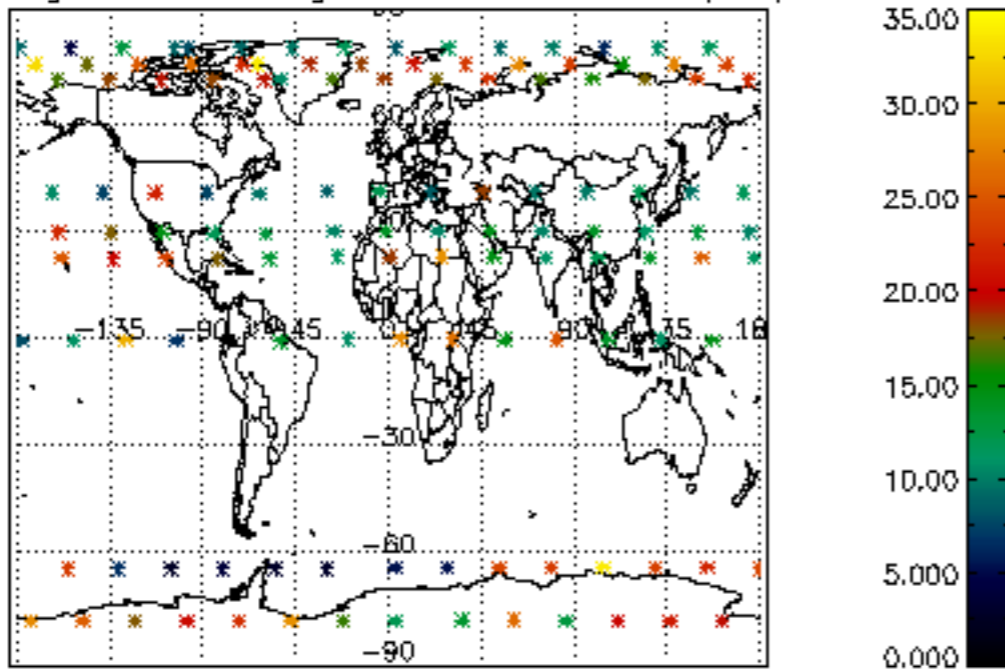
Percentage of cosmic ray hits per profile



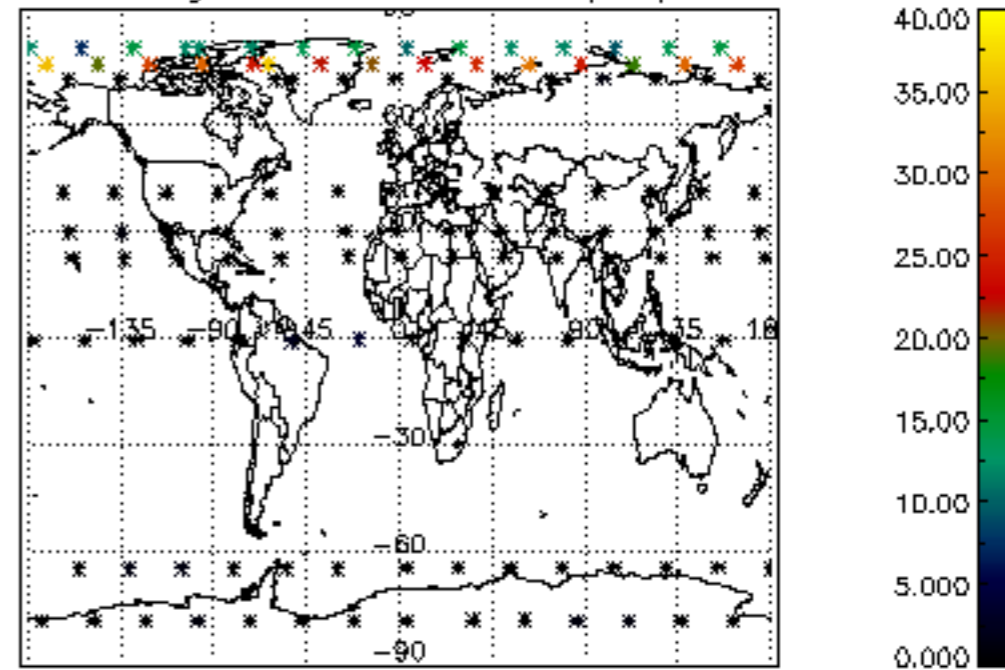
Percentage of datation errors per profile



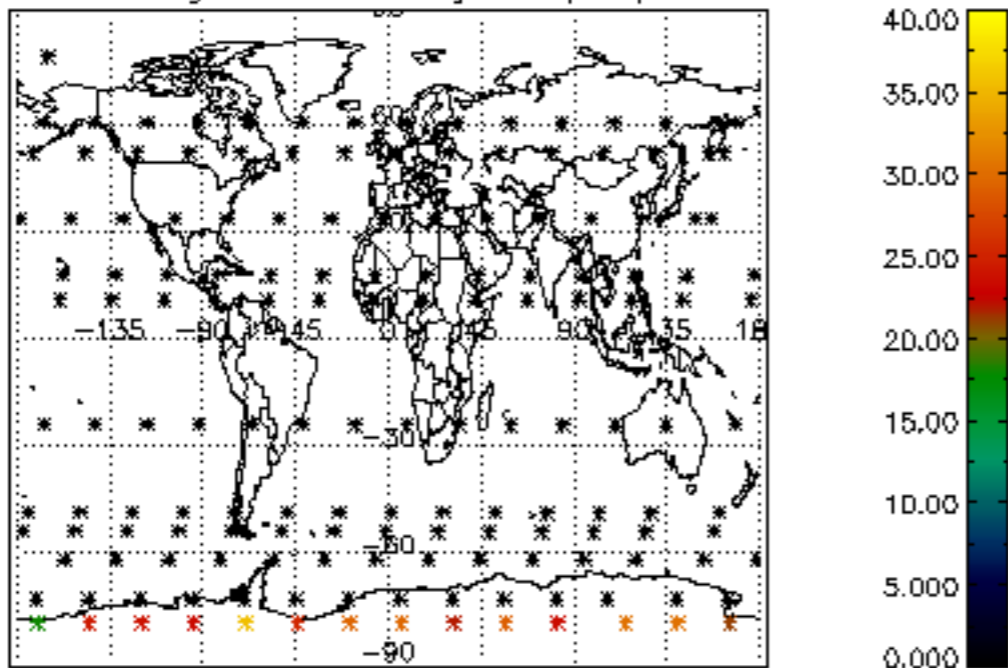
Percentage of star falling outside central band per profile



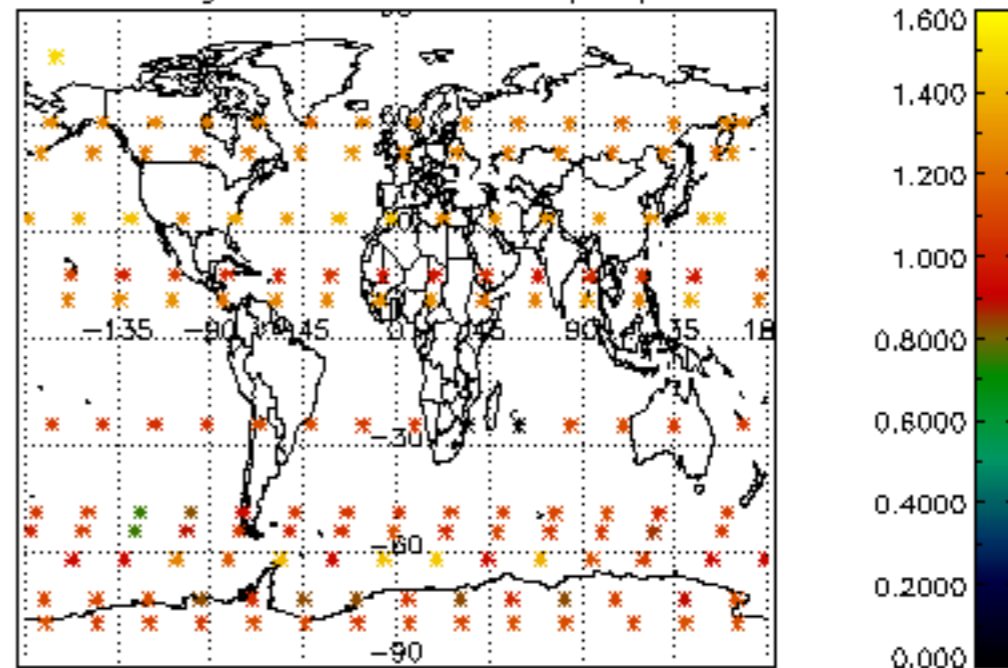
Percentage of saturation errors per profile



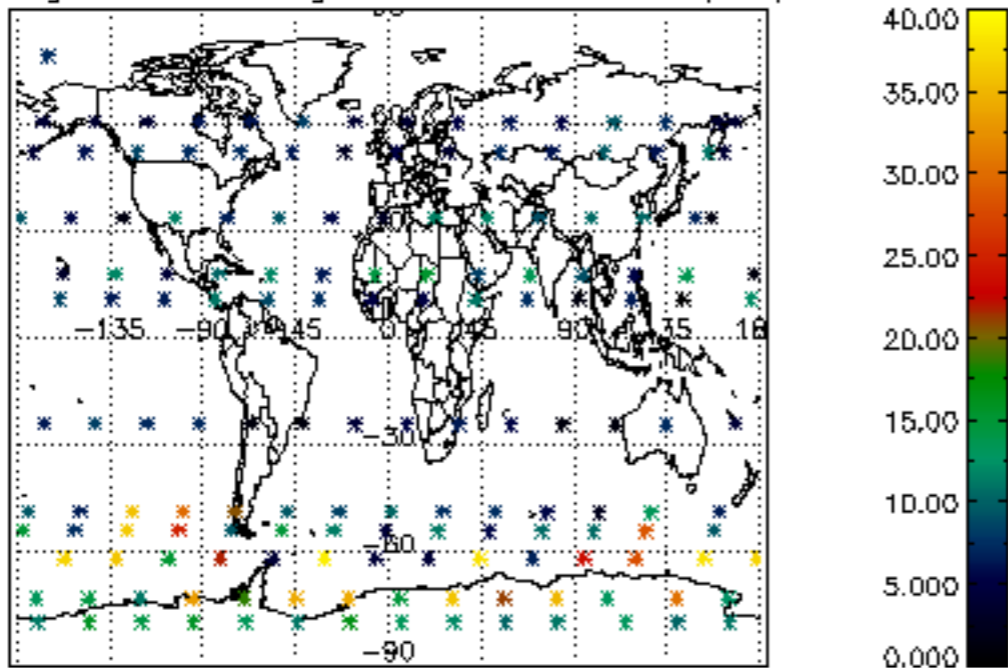
Percentage of cosmic ray hits per profile



Percentage of datation errors per profile



Percentage of star falling outside central band per profile



Percentage of saturation errors per profile

