

GOMOS Level 2 Daily Report

SUMMARY

[1. General Info](#)

[2. Summary of processed GOM_NL_2P products](#)

[3. Level 2 Quality information per product](#)

[3.1 Plot of level 2 quality information per product \(time dependant\)](#)

[3.2 Plot of level 2 quality information per product \(world map\)](#)

[4. Level 1 Quality information per product \(stored on level 2 products\)](#)

[4.1 Plot of level 1 quality information per product \(time dependant\)](#)

[4.1.1 Plot of level 1 quality information per product \(time dependant\): ASCENDING](#)

[4.1.2 Plot of level 1 quality information per product \(time dependant\): DESCENDING](#)

[4.2 Plot of level 1 quality information per product \(world map\)](#)

[4.2.1 Plot of level 1 quality information per product \(world map\): ASCENDING](#)

[4.2.2 Plot of level 1 quality information per product \(world map\): DESCENDING](#)

[5. Ozone profiles based on quality statistics and other trace gas profiles](#)

[5.1 Ozone statistics based on quality of products](#)

[5.2 Plot ozone profiles for all STD \(dark without errors\)](#)

[5.3 Plot ozone profiles where STD < 20% \(dark without errors\)](#)

[5.4. Plot ozone profiles where STD < 10% \(dark without errors\)](#)

[5.5. Plot ozone profiles where STD < 5% \(dark without errors\)](#)

[5.6 Plot NO2 profiles for all STD \(dark without errors\)](#)

[5.7 Plot NO3 profiles for all STD \(dark without errors\)](#)

[5.8 Plot H2O profiles \(only for occultations of stars 1,2,3,4,13,14,16,26,63 dark without errors\) for all STD](#)

[6. Auxiliary Data Files used for the production reported in section 2](#)

This report presents the daily analysis on parameters extracted from GOMOS level 2 data (GOM_NL__2P). It is intended to monitor some important parameters that will impact the quality of these products. A list of level 2 products (and content) that have arrived during the reporting day to the PCF is also given.

Item	Value
Time of report generation	29APR2013 12:14:23
Data source version	GOMOS/6.01
Start time of products	22-06-2010 (22JUN2010 00:00:00)
Stop time of products	23-06-2010 (23JUN2010 00:00:00)
Store outputs in DB	Yes
Nb of level 2 prods	299
Nb of prods with errors	0

2. Summary of processed GOM_NL__2P products.

Nr	Filename	UTC Start time	Limb	Duration	Star Id	Star Name	Star Mag	Star Temp	Nb Meas	Orbit	Prod. error
1	GOM_NL__2PRFIN20100622_001355_000000522090_00302_43442_6319.N1	22-JUN-2010 00:13:55	Dark	52.000	52	16Bet Cet	2.0370	4500.0	104	43442	No
2	GOM_NL__2PRFIN20100622_001940_000000452090_00302_43442_6320.N1	22-JUN-2010 00:19:40	Dark	44.500	84	Alp Phe	2.3970	4500.0	89	43442	No
3	GOM_NL__2PRFIN20100622_002606_000000512090_00303_43443_6320.N1	22-JUN-2010 00:26:06	Dark	51.000	63	Bet Gru	2.1500	2800.0	102	43443	No
4	GOM_NL__2PRFIN20100622_002809_000000482090_00303_43443_6321.N1	22-JUN-2010 00:28:09	Straylight	48.000	31	Alp Gru	1.7340	15200.	96	43443	No
5	GOM_NL__2PRFIN20100622_003125_000000492090_00303_43443_6322.N1	22-JUN-2010 00:31:25	Straylight	48.500	45	Alp Pav	1.9400	26000.	97	43443	No
6	GOM_NL__2PRFIN20100622_004045_000000482090_00303_43443_6323.N1	22-JUN-2010 00:40:45	Twilight	47.500	38	20Eps Sgr	1.8360	11000.	95	43443	No
7	GOM_NL__2PRFIN20100622_004211_000000512090_00303_43443_6324.N1	22-JUN-2010 00:42:11	Twilight	51.000	116	19Del Sgr	2.7000	4100.0	102	43443	No
8	GOM_NL__2PRFIN20100622_004422_000000382090_00303_43443_6325.N1	22-JUN-2010 00:44:22	Bright	38.000	155	41Pi Sgr	2.9000	6600.0	76	43443	No
9	GOM_NL__2PRFIN20100622_004714_000000392090_00303_43443_6326.N1	22-JUN-2010 00:47:14	Bright	38.500	86	35Eta Oph	2.4300	10200.	77	43443	No
10	GOM_NL__2PRFIN20100622_005321_000000412090_00303_43443_6327.N1	22-JUN-2010 00:53:21	Bright	40.500	126	60Bet Oph	2.7700	4250.0	81	43443	No
11	GOM_NL__2PRFIN20100622_005546_000000402090_00303_43443_6328.N1	22-JUN-2010 00:55:46	Bright	39.500	59	55Alp Oph	2.0800	8900.0	79	43443	No
12	GOM_NL__2PRFIN20100622_010058_000000362090_00303_43443_6329.N1	22-JUN-2010 01:00:58	Bright	36.000	133	40Zet Her	2.8070	6000.0	72	43443	No
13	GOM_NL__2PRFIN20100622_010540_000000522090_00303_43443_6330.N1	22-JUN-2010 01:05:40	Bright	51.500	5	3Alp Lyr	0.033000	11000.	103	43443	No
14	GOM_NL__2PRFIN20100622_010728_000000382090_00303_43443_6331.N1	22-JUN-2010 01:07:28	Bright	37.500	130	23Bet Dra	2.7990	5800.0	75	43443	No
15	GOM_NL__2PRFIN20100622_011723_000000482090_00303_43443_6332.N1	22-JUN-2010 01:17:23	Bright	47.500	89	5Alp Cep	2.4510	8000.0	95	43443	No
16	GOM_NL__2PRFIN20100622_012416_000000472090_00303_43443_6333.N1	22-JUN-2010 01:24:16	Bright	46.500	74	11Bet Cas	2.2680	6600.0	93	43443	No
17	GOM_NL__2PRFIN20100622_012546_000000462090_00303_43443_6334.N1	22-JUN-2010 01:25:46	Bright	46.000	68	18Alp Cas	2.2250	4500.0	92	43443	No
18	GOM_NL__2PRFIN20100622_012754_000000532090_00303_43443_6335.N1	22-JUN-2010 01:27:54	Bright	53.000	160	23Gam Per	2.9300	4700.0	106	43443	No
19	GOM_NL__2PRFIN20100622_013120_000000462090_00303_43443_6336.N1	22-JUN-2010 01:31:20	Bright	45.500	73	57Gam1And	2.2600	13100.	91	43443	No
20	GOM_NL__2PRFIN20100622_013343_000000452090_00303_43443_6337.N1	22-JUN-2010 01:33:43	Twilight	44.500	173	4Bet Tri	3.0040	8900.0	89	43443	No
21	GOM_NL__2PRFIN20100622_013731_000000482090_00303_43443_6338.N1	22-JUN-2010 01:37:31	Twilight	47.500	50	13Alp Ari	2.0070	4250.0	95	43443	No
22	GOM_NL__2PRFIN20100622_015432_000000522090_00303_43443_6339.N1	22-JUN-2010 01:54:32	Dark	52.000	52	16Bet Cet	2.0370	4500.0	104	43443	No
23	GOM_NL__2PRFIN20100622_020017_000000462090_00303_43443_6340.N1	22-JUN-2010 02:00:17	Dark	46.000	84	Alp Phe	2.3970	4500.0	92	43443	No
24	GOM_NL__2PRFIN20100622_020643_000000502090_00304_43444_6320.N1	22-JUN-2010 02:06:43	Dark	50.000	63	Bet Gru	2.1500	2800.0	100	43444	No
25	GOM_NL__2PRFIN20100622_020846_000000522090_00304_43444_6321.N1	22-JUN-2010 02:08:46	Straylight	51.500	31	Alp Gru	1.7340	15200.	103	43444	No
26	GOM_NL__2PRFIN20100622_021202_000000442090_00304_43444_6322.N1	22-JUN-2010 02:12:02	Straylight	44.000	45	Alp Pav	1.9400	26000.	88	43444	No
27	GOM_NL__2PRFIN20100622_022121_000000462090_00304_43444_6323.N1	22-JUN-2010 02:21:21	Twilight	45.500	38	20Eps Sgr	1.8360	11000.	91	43444	No
28	GOM_NL__2PRFIN20100622_022247_000000522090_00304_43444_6324.N1	22-JUN-2010 02:22:47	Twilight	52.000	116	19Del Sgr	2.7000	4100.0	104	43444	No
29	GOM_NL__2PRFIN20100622_022459_000000432090_00304_43444_6325.N1	22-JUN-2010 02:24:59	Bright	43.000	155	41Pi Sgr	2.9000	6600.0	86	43444	No
30	GOM_NL__2PRFIN20100622_022750_000000392090_00304_43444_6326.N1	22-JUN-2010 02:27:50	Bright	38.500	86	35Eta Oph	2.4300	10200.	77	43444	No
31	GOM_NL__2PRFIN20100622_023357_000000412090_00304_43444_6327.N1	22-JUN-2010 02:33:57	Bright	41.000	126	60Bet Oph	2.7700	4250.0	82	43444	No
32	GOM_NL__2PRFIN20100622_023622_000000412090_00304_43444_6328.N1	22-JUN-2010 02:36:22	Bright	40.500	59	55Alp Oph	2.0800	8900.0	81	43444	No
33	GOM_NL__2PRFIN20100622_024133_000000372090_00304_43444_6329.N1	22-JUN-2010 02:41:33	Bright	36.500	133	40Zet Her	2.8070	6000.0	73	43444	No
34	GOM_NL__2PRFIN20100622_024616_000000462090_00304_43444_6330.N1	22-JUN-2010 02:46:16	Bright	45.500	5	3Alp Lyr	0.033000	11000.	91	43444	No
35	GOM_NL__2PRFIN20100622_024804_000000372090_00304_43444_6331.N1	22-JUN-2010 02:48:04	Bright	36.500	130	23Bet Dra	2.7990	5800.0	73	43444	No
36	GOM_NL__2PRFIN20100622_025758_000000442090_00304_43444_6332.N1	22-JUN-2010 02:57:58	Bright	44.000	89	5Alp Cep	2.4510	8000.0	88	43444	No
37	GOM_NL__2PRFIN20100622_030451_000000452090_00304_43444_6333.N1	22-JUN-2010 03:04:51	Bright	45.000	74	11Bet Cas	2.2680	6600.0	90	43444	No
38	GOM_NL__2PRFIN20100622_030621_000000462090_00304_43444_6334.N1	22-JUN-2010 03:06:21	Bright	45.500	68	18Alp Cas	2.2250	4500.0	91	43444	No
39	GOM_NL__2PRFIN20100622_030830_000000542090_00304_43444_6335.N1	22-JUN-2010 03:08:30	Bright	54.000	160	23Gam Per	2.9300	4700.0	108	43444	No
40	GOM_NL__2PRFIN20100622_031156_000000442090_00304_43444_6336.N1	22-JUN-2010 03:11:56	Bright	44.000	73	57Gam1And	2.2600	13100.	88	43444	No
41	GOM_NL__2PRFIN20100622_031419_000000442090_00304_43444_6337.N1	22-JUN-2010 03:14:19	Twilight	43.500	173	4Bet Tri	3.0040	8900.0	87	43444	No
42	GOM_NL__2PRFIN20100622_031807_000000472090_00304_43444_6338.N1	22-JUN-2010 03:18:07	Twilight	47.000	50	13Alp Ari	2.0070	4250.0	94	43444	No

43	GOM_NL__2PRFIN20100622_033509_000000452090_00304_43444_6339.N1	22-JUN-2010 03:35:09	Dark	45.000	52	16Bet Cet	2.0370	4500.0	90	43444	No
44	GOM_NL__2PRFIN20100622_034054_000000452090_00304_43444_6340.N1	22-JUN-2010 03:40:54	Dark	44.500	84	Alp Phe	2.3970	4500.0	89	43444	No
45	GOM_NL__2PRFIN20100622_034720_000000532090_00305_43445_6320.N1	22-JUN-2010 03:47:20	Dark	53.000	63	Bet Gru	2.1500	2800.0	106	43445	No
46	GOM_NL__2PRFIN20100622_034922_000000492090_00305_43445_6321.N1	22-JUN-2010 03:49:22	Straylight	49.000	31	Alp Gru	1.7340	15200.	98	43445	No
47	GOM_NL__2PRFIN20100622_035238_000000412090_00305_43445_6322.N1	22-JUN-2010 03:52:38	Straylight	40.500	45	Alp Pav	1.9400	26000.	81	43445	No
48	GOM_NL__2PRFIN20100622_040157_000000472090_00305_43445_6323.N1	22-JUN-2010 04:01:57	Twi_and_stray	46.500	38	20Eps Sgr	1.8360	11000.	93	43445	No
49	GOM_NL__2PRFIN20100622_040323_000000512090_00305_43445_6324.N1	22-JUN-2010 04:03:23	Twi_and_stray	51.000	116	19Del Sgr	2.7000	4100.0	102	43445	No
50	GOM_NL__2PRFIN20100622_040535_000000432090_00305_43445_6325.N1	22-JUN-2010 04:05:35	Bright	43.000	155	41Pi Sgr	2.9000	6600.0	86	43445	No
51	GOM_NL__2PRFIN20100622_040826_000000392090_00305_43445_6326.N1	22-JUN-2010 04:08:26	Bright	38.500	86	35Eta Oph	2.4300	10200.	77	43445	No
52	GOM_NL__2PRFIN20100622_041433_000000422090_00305_43445_6327.N1	22-JUN-2010 04:14:33	Bright	42.000	126	60Bet Oph	2.7700	4250.0	84	43445	No
53	GOM_NL__2PRFIN20100622_041658_000000422090_00305_43445_6328.N1	22-JUN-2010 04:16:58	Bright	42.000	59	55Alp Oph	2.0800	8900.0	84	43445	No
54	GOM_NL__2PRFIN20100622_042209_000000362090_00305_43445_6329.N1	22-JUN-2010 04:22:09	Bright	35.500	133	40Zet Her	2.8070	6000.0	71	43445	No
55	GOM_NL__2PRFIN20100622_042651_000000532090_00305_43445_6330.N1	22-JUN-2010 04:26:51	Bright	52.500	5	3Alp Lyr	0.033000	11000.	105	43445	No
56	GOM_NL__2PRFIN20100622_042839_000000392090_00305_43445_6331.N1	22-JUN-2010 04:28:39	Bright	39.000	130	23Bet Dra	2.7990	5800.0	78	43445	No
57	GOM_NL__2PRFIN20100622_043834_000000452090_00305_43445_6332.N1	22-JUN-2010 04:38:34	Bright	44.500	89	5Alp Cep	2.4510	8000.0	89	43445	No
58	GOM_NL__2PRFIN20100622_044527_000000452090_00305_43445_6333.N1	22-JUN-2010 04:45:27	Bright	44.500	74	11Bet Cas	2.2680	6600.0	89	43445	No
59	GOM_NL__2PRFIN20100622_044657_000000462090_00305_43445_6334.N1	22-JUN-2010 04:46:57	Bright	46.000	68	18Alp Cas	2.2250	4500.0	92	43445	No
60	GOM_NL__2PRFIN20100622_044906_000000502090_00305_43445_6335.N1	22-JUN-2010 04:49:06	Bright	49.500	160	23Gam Per	2.9300	4700.0	99	43445	No
61	GOM_NL__2PRFIN20100622_045232_000000432090_00305_43445_6336.N1	22-JUN-2010 04:52:32	Bright	43.000	73	57Gam1And	2.2600	13100.	86	43445	No
62	GOM_NL__2PRFIN20100622_045455_000000462090_00305_43445_6337.N1	22-JUN-2010 04:54:55	Twi_and_stray	46.000	173	4Bet Tri	3.0040	8900.0	92	43445	No
63	GOM_NL__2PRFIN20100622_045843_000000512090_00305_43445_6338.N1	22-JUN-2010 04:58:43	Twilight	51.000	50	13Alp Ari	2.0070	4250.0	102	43445	No
64	GOM_NL__2PRFIN20100622_051547_000000452090_00305_43445_6339.N1	22-JUN-2010 05:15:47	Dark	45.000	52	16Bet Cet	2.0370	4500.0	90	43445	No
65	GOM_NL__2PRFIN20100622_052131_000000452090_00305_43445_6340.N1	22-JUN-2010 05:21:31	Dark	44.500	84	Alp Phe	2.3970	4500.0	89	43445	No
66	GOM_NL__2PRFIN20100622_052757_000000542090_00306_43446_6320.N1	22-JUN-2010 05:27:57	Dark	53.500	63	Bet Gru	2.1500	2800.0	107	43446	No
67	GOM_NL__2PRFIN20100622_052959_000000512090_00306_43446_6321.N1	22-JUN-2010 05:29:59	Straylight	51.000	31	Alp Gru	1.7340	15200.	102	43446	No
68	GOM_NL__2PRFIN20100622_053315_000000432090_00306_43446_6322.N1	22-JUN-2010 05:33:15	Straylight	42.500	45	Alp Pav	1.9400	26000.	85	43446	No
69	GOM_NL__2PRFIN20100622_054234_000000462090_00306_43446_6323.N1	22-JUN-2010 05:42:34	Twi_and_stray	46.000	38	20Eps Sgr	1.8360	11000.	92	43446	No
70	GOM_NL__2PRFIN20100622_054400_000000592090_00306_43446_6324.N1	22-JUN-2010 05:44:00	Bright	59.000	116	19Del Sgr	2.7000	4100.0	118	43446	No
71	GOM_NL__2PRFIN20100622_054611_000000492090_00306_43446_6325.N1	22-JUN-2010 05:46:11	Bright	49.000	155	41Pi Sgr	2.9000	6600.0	98	43446	No
72	GOM_NL__2PRFIN20100622_054902_000000382090_00306_43446_6326.N1	22-JUN-2010 05:49:02	Bright	38.000	86	35Eta Oph	2.4300	10200.	76	43446	No
73	GOM_NL__2PRFIN20100622_055509_000000422090_00306_43446_6327.N1	22-JUN-2010 05:55:09	Bright	41.500	126	60Bet Oph	2.7700	4250.0	83	43446	No
74	GOM_NL__2PRFIN20100622_055734_000000392090_00306_43446_6328.N1	22-JUN-2010 05:57:34	Bright	39.000	59	55Alp Oph	2.0800	8900.0	78	43446	No
75	GOM_NL__2PRFIN20100622_060245_000000392090_00306_43446_6329.N1	22-JUN-2010 06:02:45	Bright	39.000	133	40Zet Her	2.8070	6000.0	78	43446	No
76	GOM_NL__2PRFIN20100622_060726_000000512090_00306_43446_6330.N1	22-JUN-2010 06:07:26	Bright	51.000	5	3Alp Lyr	0.033000	11000.	102	43446	No
77	GOM_NL__2PRFIN20100622_060915_000000412090_00306_43446_6331.N1	22-JUN-2010 06:09:15	Bright	40.500	130	23Bet Dra	2.7990	5800.0	81	43446	No
78	GOM_NL__2PRFIN20100622_061909_000000472090_00306_43446_6332.N1	22-JUN-2010 06:19:09	Bright	47.000	89	5Alp Cep	2.4510	8000.0	94	43446	No
79	GOM_NL__2PRFIN20100622_062602_000000482090_00306_43446_6333.N1	22-JUN-2010 06:26:02	Bright	48.000	74	11Bet Cas	2.2680	6600.0	96	43446	No
80	GOM_NL__2PRFIN20100622_062733_000000472090_00306_43446_6334.N1	22-JUN-2010 06:27:33	Bright	47.000	68	18Alp Cas	2.2250	4500.0	94	43446	No
81	GOM_NL__2PRFIN20100622_062942_000000392090_00306_43446_6335.N1	22-JUN-2010 06:29:42	Bright	38.500	160	23Gam Per	2.9300	4700.0	77	43446	No
82	GOM_NL__2PRFIN20100622_063308_000000392090_00306_43446_6336.N1	22-JUN-2010 06:33:08	Bright	38.500	73	57Gam1And	2.2600	13100.	77	43446	No
83	GOM_NL__2PRFIN20100622_063531_000000452090_00306_43446_6337.N1	22-JUN-2010 06:35:31	Twi_and_stray	45.000	173	4Bet Tri	3.0040	8900.0	90	43446	No
84	GOM_NL__2PRFIN20100622_063919_000000522090_00306_43446_6338.N1	22-JUN-2010 06:39:19	Twilight	51.500	50	13Alp Ari	2.0070	4250.0	103	43446	No
85	GOM_NL__2PRFIN20100622_065624_000000392090_00306_43446_6339.N1	22-JUN-2010 06:56:24	Dark	39.000	52	16Bet Cet	2.0370	4500.0	78	43446	No
86	GOM_NL__2PRFIN20100622_070208_000000582090_00306_43446_6340.N1	22-JUN-2010 07:02:08	Dark	57.500	84	Alp Phe	2.3970	4500.0	115	43446	No
87	GOM_NL__2PRFIN20100622_070834_000000602090_00307_43447_6320.N1	22-JUN-2010 07:08:34	Dark	59.500	63	Bet Gru	2.1500	2800.0	119	43447	No
88	GOM_NL__2PRFIN20100622_071036_000000502090_00307_43447_6321.N1	22-JUN-2010 07:10:36	Straylight	50.000	31	Alp Gru	1.7340	15200.	100	43447	No
89	GOM_NL__2PRFIN20100622_071352_000000412090_00307_43447_6322.N1	22-JUN-2010 07:13:52	Straylight	41.000	45	Alp Pav	1.9400	26000.	82	43447	No
90	GOM_NL__2PRFIN20100622_072310_000000472090_00307_43447_6323.N1	22-JUN-2010 07:23:10	Twi_and_stray	47.000	38	20Eps Sgr	1.8360	11000.	94	43447	No
91	GOM_NL__2PRFIN20100622_072436_000000542090_00307_43447_6324.N1	22-JUN-2010 07:24:36	Bright	53.500	116	19Del Sgr	2.7000	4100.0	107	43447	No
92	GOM_NL__2PRFIN20100622_072647_000000492090_00307_43447_6325.N1	22-JUN-2010 07:26:47	Bright	49.000	155	41Pi Sgr	2.9000	6600.0	98	43447	No
93	GOM_NL__2PRFIN20100622_072938_000000392090_00307_43447_6326.N1	22-JUN-2010 07:29:38	Bright	39.000	86	35Eta Oph	2.4300	10200.	78	43447	No
94	GOM_NL__2PRFIN20100622_073545_000000422090_00307_43447_6327.N1	22-JUN-2010 07:35:45	Bright	41.500	126	60Bet Oph	2.7700	4250.0	83	43447	No
95	GOM_NL__2PRFIN20100622_073810_000000402090_00307_43447_6328.N1	22-JUN-2010 07:38:10	Bright	40.000	59	55Alp Oph	2.0800	8900.0	80	43447	No
96	GOM_NL__2PRFIN20100622_074321_000000382090_00307_43447_6329.N1	22-JUN-2010 07:43:21	Bright	37.500	133	40Zet Her	2.8070	6000.0	75	43447	No
97	GOM_NL__2PRFIN20100622_074801_000000522090_00307_43447_6330.N1	22-JUN-2010 07:48:01	Bright	51.500	5	3Alp Lyr	0.033000	11000.	103	43447	No
98	GOM_NL__2PRFIN20100622_074951_000000402090_00307_43447_6331.N1	22-JUN-2010 07:49:51	Bright	40.000	130	23Bet Dra	2.7990	5800.0	80	43447	No
99	GOM_NL__2PRFIN20100622_075945_000000462090_00307_43447_6332.N1	22-JUN-2010 07:59:45	Bright	46.000	89	5Alp Cep	2.4510	8000.0	92	43447	No
100	GOM_NL__2PRFIN20100622_080637_000000442090_00307_43447_6333.N1	22-JUN-2010 08:06:37	Bright	44.000	74	11Bet Cas	2.2680	6600.0	88	43447	No
101	GOM_NL__2PRFIN20100622_080808_000000442090_00307_43447_6334.N1	22-JUN-2010 08:08:08	Bright	43.500	68	18Alp Cas	2.2250	4500.0	87	43447	No

102	GOM_NL__2PRFIN20100622_081018_000000352090_00307_43447_6335.N1	22-JUN-2010 08:10:18	Bright	34.500	160	23Gam Per	2.9300	4700.0	69	43447	No
103	GOM_NL__2PRFIN20100622_081344_000000462090_00307_43447_6336.N1	22-JUN-2010 08:13:44	Bright	45.500	73	57Gam1And	2.2600	13100.	91	43447	No
104	GOM_NL__2PRFIN20100622_081607_000000462090_00307_43447_6337.N1	22-JUN-2010 08:16:07	Twilight	46.000	173	4Bet Tri	3.0040	8900.0	92	43447	No
105	GOM_NL__2PRFIN20100622_081955_000000512090_00307_43447_6338.N1	22-JUN-2010 08:19:55	Twilight	50.500	50	13Alp Ari	2.0070	4250.0	101	43447	No
106	GOM_NL__2PRFIN20100622_083701_000000392090_00307_43447_6339.N1	22-JUN-2010 08:37:01	Dark	39.000	52	16Bet Cet	2.0370	4500.0	78	43447	No
107	GOM_NL__2PRFIN20100622_084245_000000532090_00307_43447_6340.N1	22-JUN-2010 08:42:45	Dark	52.500	84	Alp Phe	2.3970	4500.0	105	43447	No
108	GOM_NL__2PRFIN20100622_084911_000000532090_00308_43448_6320.N1	22-JUN-2010 08:49:11	Dark	53.000	63	Bet Gru	2.1500	2800.0	106	43448	No
109	GOM_NL__2PRFIN20100622_085113_000000532090_00308_43448_6321.N1	22-JUN-2010 08:51:13	Straylight	52.500	31	Alp Gru	1.7340	15200.	105	43448	No
110	GOM_NL__2PRFIN20100622_085428_000000442090_00308_43448_6322.N1	22-JUN-2010 08:54:28	Straylight	44.000	45	Alp Pav	1.9400	26000.	88	43448	No
111	GOM_NL__2PRFIN20100622_090346_000000442090_00308_43448_6323.N1	22-JUN-2010 09:03:46	Twilight	43.500	38	20Eps Sgr	1.8360	11000.	87	43448	No
112	GOM_NL__2PRFIN20100622_090512_000000462090_00308_43448_6324.N1	22-JUN-2010 09:05:12	Twilight	46.000	116	19Del Sgr	2.7000	4100.0	92	43448	No
113	GOM_NL__2PRFIN20100622_090723_000000522090_00308_43448_6325.N1	22-JUN-2010 09:07:23	Bright	52.000	155	41Pi Sgr	2.9000	6600.0	104	43448	No
114	GOM_NL__2PRFIN20100622_091014_000000382090_00308_43448_6326.N1	22-JUN-2010 09:10:14	Bright	37.500	86	35Eta Oph	2.4300	10200.	75	43448	No
115	GOM_NL__2PRFIN20100622_091620_000000422090_00308_43448_6327.N1	22-JUN-2010 09:16:20	Bright	41.500	126	60Bet Oph	2.7700	4250.0	83	43448	No
116	GOM_NL__2PRFIN20100622_091846_000000392090_00308_43448_6328.N1	22-JUN-2010 09:18:46	Bright	39.000	59	55Alp Oph	2.0800	8900.0	78	43448	No
117	GOM_NL__2PRFIN20100622_092357_000000382090_00308_43448_6329.N1	22-JUN-2010 09:23:57	Bright	38.000	133	40Zet Her	2.8070	6000.0	76	43448	No
118	GOM_NL__2PRFIN20100622_092837_000000532090_00308_43448_6330.N1	22-JUN-2010 09:28:37	Bright	53.000	5	3Alp Lyr	0.033000	11000.	106	43448	No
119	GOM_NL__2PRFIN20100622_093027_000000392090_00308_43448_6331.N1	22-JUN-2010 09:30:27	Bright	39.000	130	23Bet Dra	2.7990	5800.0	78	43448	No
120	GOM_NL__2PRFIN20100622_094019_000000692090_00308_43448_6332.N1	22-JUN-2010 09:40:19	Bright	69.000	89	5Alp Cep	2.4510	8000.0	138	43448	No
121	GOM_NL__2PRFIN20100622_094713_000000482090_00308_43448_6333.N1	22-JUN-2010 09:47:13	Bright	47.500	74	11Bet Cas	2.2680	6600.0	95	43448	No
122	GOM_NL__2PRFIN20100622_094844_000000442090_00308_43448_6334.N1	22-JUN-2010 09:48:44	Bright	43.500	68	18Alp Cas	2.2250	4500.0	87	43448	No
123	GOM_NL__2PRFIN20100622_095054_000000432090_00308_43448_6335.N1	22-JUN-2010 09:50:54	Bright	42.500	160	23Gam Per	2.9300	4700.0	85	43448	No
124	GOM_NL__2PRFIN20100622_095420_000000452090_00308_43448_6336.N1	22-JUN-2010 09:54:20	Bright	44.500	73	57Gam1And	2.2600	13100.	89	43448	No
125	GOM_NL__2PRFIN20100622_095643_000000452090_00308_43448_6337.N1	22-JUN-2010 09:56:43	Twilight	45.000	173	4Bet Tri	3.0040	8900.0	90	43448	No
126	GOM_NL__2PRFIN20100622_100032_000000542090_00308_43448_6338.N1	22-JUN-2010 10:00:32	Twilight	54.000	50	13Alp Ari	2.0070	4250.0	108	43448	No
127	GOM_NL__2PRFIN20100622_101738_000000322090_00308_43448_6339.N1	22-JUN-2010 10:17:38	Dark	32.000	52	16Bet Cet	2.0370	4500.0	64	43448	No
128	GOM_NL__2PRFIN20100622_102322_000000462090_00308_43448_6340.N1	22-JUN-2010 10:23:22	Dark	45.500	84	Alp Phe	2.3970	4500.0	91	43448	No
129	GOM_NL__2PRFIN20100622_102948_000000502090_00309_43449_6320.N1	22-JUN-2010 10:29:48	Dark	49.500	63	Bet Gru	2.1500	2800.0	99	43449	No
130	GOM_NL__2PRFIN20100622_103150_000000502090_00309_43449_6321.N1	22-JUN-2010 10:31:50	Straylight	49.500	31	Alp Gru	1.7340	15200.	99	43449	No
131	GOM_NL__2PRFIN20100622_103504_000000452090_00309_43449_6322.N1	22-JUN-2010 10:35:04	Straylight	44.500	45	Alp Pav	1.9400	26000.	89	43449	No
132	GOM_NL__2PRFIN20100622_104422_000000482090_00309_43449_6323.N1	22-JUN-2010 10:44:22	Twilight	48.000	38	20Eps Sgr	1.8360	11000.	96	43449	No
133	GOM_NL__2PRFIN20100622_104548_000000512090_00309_43449_6324.N1	22-JUN-2010 10:45:48	Twilight	50.500	116	19Del Sgr	2.7000	4100.0	101	43449	No
134	GOM_NL__2PRFIN20100622_104759_000000522090_00309_43449_6325.N1	22-JUN-2010 10:47:59	Bright	52.000	155	41Pi Sgr	2.9000	6600.0	104	43449	No
135	GOM_NL__2PRFIN20100622_105050_000000382090_00309_43449_6326.N1	22-JUN-2010 10:50:50	Bright	38.000	86	35Eta Oph	2.4300	10200.	76	43449	No
136	GOM_NL__2PRFIN20100622_105656_000000402090_00309_43449_6327.N1	22-JUN-2010 10:56:56	Bright	40.000	126	60Bet Oph	2.7700	4250.0	80	43449	No
137	GOM_NL__2PRFIN20100622_105921_000000402090_00309_43449_6328.N1	22-JUN-2010 10:59:21	Bright	39.500	59	55Alp Oph	2.0800	8900.0	79	43449	No
138	GOM_NL__2PRFIN20100622_110433_000000372090_00309_43449_6329.N1	22-JUN-2010 11:04:33	Bright	36.500	133	40Zet Her	2.8070	6000.0	73	43449	No
139	GOM_NL__2PRFIN20100622_110912_000000522090_00309_43449_6330.N1	22-JUN-2010 11:09:12	Bright	52.000	5	3Alp Lyr	0.033000	11000.	104	43449	No
140	GOM_NL__2PRFIN20100622_111102_000000422090_00309_43449_6331.N1	22-JUN-2010 11:11:02	Bright	41.500	130	23Bet Dra	2.7990	5800.0	83	43449	No
141	GOM_NL__2PRFIN20100622_112055_000000462090_00309_43449_6332.N1	22-JUN-2010 11:20:55	Bright	45.500	89	5Alp Cep	2.4510	8000.0	91	43449	No
142	GOM_NL__2PRFIN20100622_112749_000000452090_00309_43449_6333.N1	22-JUN-2010 11:27:49	Bright	45.000	74	11Bet Cas	2.2680	6600.0	90	43449	No
143	GOM_NL__2PRFIN20100622_112920_000000462090_00309_43449_6334.N1	22-JUN-2010 11:29:20	Bright	46.000	68	18Alp Cas	2.2250	4500.0	92	43449	No
144	GOM_NL__2PRFIN20100622_113130_000000372090_00309_43449_6335.N1	22-JUN-2010 11:31:30	Bright	37.000	160	23Gam Per	2.9300	4700.0	74	43449	No
145	GOM_NL__2PRFIN20100622_113456_000000462090_00309_43449_6336.N1	22-JUN-2010 11:34:56	Bright	45.500	73	57Gam1And	2.2600	13100.	91	43449	No
146	GOM_NL__2PRFIN20100622_113719_000000482090_00309_43449_6337.N1	22-JUN-2010 11:37:19	Twilight	48.000	173	4Bet Tri	3.0040	8900.0	96	43449	No
147	GOM_NL__2PRFIN20100622_114108_000000522090_00309_43449_6338.N1	22-JUN-2010 11:41:08	Twilight	52.000	50	13Alp Ari	2.0070	4250.0	104	43449	No
148	GOM_NL__2PRFIN20100622_115815_000000322090_00309_43449_6339.N1	22-JUN-2010 11:58:15	Dark	32.000	52	16Bet Cet	2.0370	4500.0	64	43449	No
149	GOM_NL__2PRFIN20100622_120358_000000572090_00309_43449_6340.N1	22-JUN-2010 12:03:58	Dark	57.000	84	Alp Phe	2.3970	4500.0	114	43449	No
150	GOM_NL__2PRFIN20100622_121025_000000502090_00310_43450_6320.N1	22-JUN-2010 12:10:25	Dark	49.500	63	Bet Gru	2.1500	2800.0	99	43450	No
151	GOM_NL__2PRFIN20100622_121227_000000512090_00310_43450_6321.N1	22-JUN-2010 12:12:27	Straylight	50.500	31	Alp Gru	1.7340	15200.	101	43450	No
152	GOM_NL__2PRFIN20100622_121541_000000462090_00310_43450_6322.N1	22-JUN-2010 12:15:41	Straylight	45.500	45	Alp Pav	1.9400	26000.	91	43450	No
153	GOM_NL__2PRFIN20100622_122459_000000452090_00310_43450_6323.N1	22-JUN-2010 12:24:59	Twilight	44.500	38	20Eps Sgr	1.8360	11000.	89	43450	No
154	GOM_NL__2PRFIN20100622_122624_000000512090_00310_43450_6324.N1	22-JUN-2010 12:26:24	Bright	50.500	116	19Del Sgr	2.7000	4100.0	101	43450	No
155	GOM_NL__2PRFIN20100622_122836_000000512090_00310_43450_6325.N1	22-JUN-2010 12:28:36	Bright	51.000	155	41Pi Sgr	2.9000	6600.0	102	43450	No
156	GOM_NL__2PRFIN20100622_123126_000000382090_00310_43450_6326.N1	22-JUN-2010 12:31:26	Bright	38.000	86	35Eta Oph	2.4300	10200.	76	43450	No
157	GOM_NL__2PRFIN20100622_123732_000000412090_00310_43450_6327.N1	22-JUN-2010 12:37:32	Bright	40.500	126	60Bet Oph	2.7700	4250.0	81	43450	No
158	GOM_NL__2PRFIN20100622_123957_000000402090_00310_43450_6328.N1	22-JUN-2010 12:39:57	Bright	39.500	59	55Alp Oph	2.0800	8900.0	79	43450	No
159	GOM_NL__2PRFIN20100622_124509_000000532090_00310_43450_6329.N1	22-JUN-2010 12:45:09	Bright	53.000	133	40Zet Her	2.8070	6000.0	106	43450	No
160	GOM_NL__2PRFIN20100622_124947_000000532090_00310_43450_6330.N1	22-JUN-2010 12:49:47	Bright	52.500	5	3Alp Lyr	0.033000	11000.	105	43450	No

161	GOM_NL__2PRFIN20100622_125137_000000412090_00310_43450_6331.N1	22-JUN-2010 12:51:37	Bright	40.500	130	23Bet Dra	2.7990	5800.0	81	43450	No
162	GOM_NL__2PRFIN20100622_130130_000000482090_00310_43450_6332.N1	22-JUN-2010 13:01:30	Bright	47.500	89	5Alp Cep	2.4510	8000.0	95	43450	No
163	GOM_NL__2PRFIN20100622_130824_000000462090_00310_43450_6333.N1	22-JUN-2010 13:08:24	Bright	46.000	74	11Bet Cas	2.2680	6600.0	92	43450	No
164	GOM_NL__2PRFIN20100622_130955_000000542090_00310_43450_6334.N1	22-JUN-2010 13:09:55	Bright	53.500	68	18Alp Cas	2.2250	4500.0	107	43450	No
165	GOM_NL__2PRFIN20100622_131206_000000382090_00310_43450_6335.N1	22-JUN-2010 13:12:06	Bright	38.000	160	23Gam Per	2.9300	4700.0	76	43450	No
166	GOM_NL__2PRFIN20100622_131532_000000452090_00310_43450_6336.N1	22-JUN-2010 13:15:32	Bright	44.500	73	57Gam1And	2.2600	13100.	89	43450	No
167	GOM_NL__2PRFIN20100622_131755_000000462090_00310_43450_6337.N1	22-JUN-2010 13:17:55	Twilight	46.000	173	4Bet Tri	3.0040	8900.0	92	43450	No
168	GOM_NL__2PRFIN20100622_132144_000000512090_00310_43450_6338.N1	22-JUN-2010 13:21:44	Twilight	51.000	50	13Alp Ari	2.0070	4250.0	102	43450	No
169	GOM_NL__2PRFIN20100622_132633_000000532090_00310_43450_6339.N1	22-JUN-2010 13:26:33	Dark	52.500	94	92Alp Cet	2.5260	3100.0	105	43450	No
170	GOM_NL__2PRFIN20100622_133853_000000262090_00310_43450_6340.N1	22-JUN-2010 13:38:53	Dark	26.000	52	16Bet Cet	2.0370	4500.0	52	43450	No
171	GOM_NL__2PRFIN20100622_135101_000000492090_00311_43451_6320.N1	22-JUN-2010 13:51:01	Dark	49.000	63	Bet Gru	2.1500	2800.0	98	43451	No
172	GOM_NL__2PRFIN20100622_135304_000000522090_00311_43451_6321.N1	22-JUN-2010 13:53:04	Straylight	52.000	31	Alp Gru	1.7340	15200.	104	43451	No
173	GOM_NL__2PRFIN20100622_135617_000000422090_00311_43451_6322.N1	22-JUN-2010 13:56:17	Straylight	41.500	45	Alp Pav	1.9400	26000.	83	43451	No
174	GOM_NL__2PRFIN20100622_140535_000000462090_00311_43451_6323.N1	22-JUN-2010 14:05:35	Twilight	46.000	38	20Eps Sgr	1.8360	11000.	92	43451	No
175	GOM_NL__2PRFIN20100622_140700_000000492090_00311_43451_6324.N1	22-JUN-2010 14:07:00	Twilight	49.000	116	19Del Sgr	2.7000	4100.0	98	43451	No
176	GOM_NL__2PRFIN20100622_140911_000000522090_00311_43451_6325.N1	22-JUN-2010 14:09:11	Bright	51.500	155	41Pi Sgr	2.9000	6600.0	103	43451	No
177	GOM_NL__2PRFIN20100622_141202_000000372090_00311_43451_6326.N1	22-JUN-2010 14:12:02	Bright	36.500	86	35Eta Oph	2.4300	10200.	73	43451	No
178	GOM_NL__2PRFIN20100622_141807_000000432090_00311_43451_6327.N1	22-JUN-2010 14:18:07	Bright	43.000	126	60Bet Oph	2.7700	4250.0	86	43451	No
179	GOM_NL__2PRFIN20100622_142033_000000402090_00311_43451_6328.N1	22-JUN-2010 14:20:33	Bright	40.000	59	55Alp Oph	2.0800	8900.0	80	43451	No
180	GOM_NL__2PRFIN20100622_142545_000000372090_00311_43451_6329.N1	22-JUN-2010 14:25:45	Bright	37.000	133	40Zet Her	2.8070	6000.0	74	43451	No
181	GOM_NL__2PRFIN20100622_143022_000000512090_00311_43451_6330.N1	22-JUN-2010 14:30:22	Bright	51.000	5	3Alp Lyr	0.033000	11000.	102	43451	No
182	GOM_NL__2PRFIN20100622_143213_000000392090_00311_43451_6331.N1	22-JUN-2010 14:32:13	Bright	38.500	130	23Bet Dra	2.7990	5800.0	77	43451	No
183	GOM_NL__2PRFIN20100622_144205_000000462090_00311_43451_6332.N1	22-JUN-2010 14:42:05	Bright	46.000	89	5Alp Cep	2.4510	8000.0	92	43451	No
184	GOM_NL__2PRFIN20100622_144900_000000672090_00311_43451_6333.N1	22-JUN-2010 14:49:00	Bright	67.000	74	11Bet Cas	2.2680	6600.0	134	43451	No
185	GOM_NL__2PRFIN20100622_145031_000000452090_00311_43451_6334.N1	22-JUN-2010 14:50:31	Bright	44.500	68	18Alp Cas	2.2250	4500.0	89	43451	No
186	GOM_NL__2PRFIN20100622_145242_000000362090_00311_43451_6335.N1	22-JUN-2010 14:52:42	Bright	35.500	160	23Gam Per	2.9300	4700.0	71	43451	No
187	GOM_NL__2PRFIN20100622_145608_000000462090_00311_43451_6336.N1	22-JUN-2010 14:56:08	Bright	45.500	73	57Gam1And	2.2600	13100.	91	43451	No
188	GOM_NL__2PRFIN20100622_145831_000000442090_00311_43451_6337.N1	22-JUN-2010 14:58:31	Twilight	43.500	173	4Bet Tri	3.0040	8900.0	87	43451	No
189	GOM_NL__2PRFIN20100622_150220_000000522090_00311_43451_6338.N1	22-JUN-2010 15:02:20	Twilight	51.500	50	13Alp Ari	2.0070	4250.0	103	43451	No
190	GOM_NL__2PRFIN20100622_150709_000000482090_00311_43451_6339.N1	22-JUN-2010 15:07:09	Dark	48.000	94	92Alp Cet	2.5260	3100.0	96	43451	No
191	GOM_NL__2PRFIN20100622_151930_000000262090_00311_43451_6340.N1	22-JUN-2010 15:19:30	Dark	26.000	52	16Bet Cet	2.0370	4500.0	52	43451	No
192	GOM_NL__2PRFIN20100622_153138_000000512090_00312_43452_6320.N1	22-JUN-2010 15:31:38	Dark	51.000	63	Bet Gru	2.1500	2800.0	102	43452	No
193	GOM_NL__2PRFIN20100622_153341_000000502090_00312_43452_6321.N1	22-JUN-2010 15:33:41	Straylight	49.500	31	Alp Gru	1.7340	15200.	99	43452	No
194	GOM_NL__2PRFIN20100622_153654_000000422090_00312_43452_6322.N1	22-JUN-2010 15:36:54	Straylight	41.500	45	Alp Pav	1.9400	26000.	83	43452	No
195	GOM_NL__2PRFIN20100622_154611_000000462090_00312_43452_6323.N1	22-JUN-2010 15:46:11	Twilight	45.500	38	20Eps Sgr	1.8360	11000.	91	43452	No
196	GOM_NL__2PRFIN20100622_154736_000000482090_00312_43452_6324.N1	22-JUN-2010 15:47:36	Twilight	47.500	116	19Del Sgr	2.7000	4100.0	95	43452	No
197	GOM_NL__2PRFIN20100622_154948_000000522090_00312_43452_6325.N1	22-JUN-2010 15:49:48	Bright	52.000	155	41Pi Sgr	2.9000	6600.0	104	43452	No
198	GOM_NL__2PRFIN20100622_155238_000000402090_00312_43452_6326.N1	22-JUN-2010 15:52:38	Bright	39.500	86	35Eta Oph	2.4300	10200.	79	43452	No
199	GOM_NL__2PRFIN20100622_155843_000000412090_00312_43452_6327.N1	22-JUN-2010 15:58:43	Bright	41.000	126	60Bet Oph	2.7700	4250.0	82	43452	No
200	GOM_NL__2PRFIN20100622_160109_000000412090_00312_43452_6328.N1	22-JUN-2010 16:01:09	Bright	40.500	59	55Alp Oph	2.0800	8900.0	81	43452	No
201	GOM_NL__2PRFIN20100622_160620_000000382090_00312_43452_6329.N1	22-JUN-2010 16:06:20	Bright	37.500	133	40Zet Her	2.8070	6000.0	75	43452	No
202	GOM_NL__2PRFIN20100622_161058_000000452090_00312_43452_6330.N1	22-JUN-2010 16:10:58	Bright	45.000	5	3Alp Lyr	0.033000	11000.	90	43452	No
203	GOM_NL__2PRFIN20100622_161249_000000412090_00312_43452_6331.N1	22-JUN-2010 16:12:49	Bright	40.500	130	23Bet Dra	2.7990	5800.0	81	43452	No
204	GOM_NL__2PRFIN20100622_162241_000000462090_00312_43452_6332.N1	22-JUN-2010 16:22:41	Bright	45.500	89	5Alp Cep	2.4510	8000.0	91	43452	No
205	GOM_NL__2PRFIN20100622_162935_000000472090_00312_43452_6333.N1	22-JUN-2010 16:29:35	Bright	46.500	74	11Bet Cas	2.2680	6600.0	93	43452	No
206	GOM_NL__2PRFIN20100622_163106_000000452090_00312_43452_6334.N1	22-JUN-2010 16:31:06	Bright	45.000	68	18Alp Cas	2.2250	4500.0	90	43452	No
207	GOM_NL__2PRFIN20100622_163318_000000542090_00312_43452_6335.N1	22-JUN-2010 16:33:18	Bright	54.000	160	23Gam Per	2.9300	4700.0	108	43452	No
208	GOM_NL__2PRFIN20100622_163644_000000452090_00312_43452_6336.N1	22-JUN-2010 16:36:44	Bright	44.500	73	57Gam1And	2.2600	13100.	89	43452	No
209	GOM_NL__2PRFIN20100622_163907_000000462090_00312_43452_6337.N1	22-JUN-2010 16:39:07	Twilight	45.500	173	4Bet Tri	3.0040	8900.0	91	43452	No
210	GOM_NL__2PRFIN20100622_164256_000000502090_00312_43452_6338.N1	22-JUN-2010 16:42:56	Dark	49.500	50	13Alp Ari	2.0070	4250.0	99	43452	No
211	GOM_NL__2PRFIN20100622_164745_000000512090_00312_43452_6339.N1	22-JUN-2010 16:47:45	Dark	50.500	94	92Alp Cet	2.5260	3100.0	101	43452	No
212	GOM_NL__2PRFIN20100622_170549_000000452090_00312_43452_6340.N1	22-JUN-2010 17:05:49	Dark	45.000	84	Alp Phe	2.3970	4500.0	90	43452	No
213	GOM_NL__2PRFIN20100622_171215_000000522090_00313_43453_6340.N1	22-JUN-2010 17:12:15	Dark	51.500	63	Bet Gru	2.1500	2800.0	103	43453	No
214	GOM_NL__2PRFIN20100622_171418_000000482090_00313_43453_6341.N1	22-JUN-2010 17:14:18	Straylight	48.000	31	Alp Gru	1.7340	15200.	96	43453	No
215	GOM_NL__2PRFIN20100622_171730_000000422090_00313_43453_6342.N1	22-JUN-2010 17:17:30	Straylight	42.000	45	Alp Pav	1.9400	26000.	84	43453	No
216	GOM_NL__2PRFIN20100622_172647_000000472090_00313_43453_6343.N1	22-JUN-2010 17:26:47	Twilight	46.500	38	20Eps Sgr	1.8360	11000.	93	43453	No
217	GOM_NL__2PRFIN20100622_172813_000000492090_00313_43453_6344.N1	22-JUN-2010 17:28:13	Twilight	48.500	116	19Del Sgr	2.7000	4100.0	97	43453	No
218	GOM_NL__2PRFIN20100622_173024_000000522090_00313_43453_6345.N1	22-JUN-2010 17:30:24	Bright	51.500	155	41Pi Sgr	2.9000	6600.0	103	43453	No
219	GOM_NL__2PRFIN20100622_173314_000000392090_00313_43453_6346.N1	22-JUN-2010 17:33:14	Bright	38.500	86	35Eta Oph	2.4300	10200.	77	43453	No

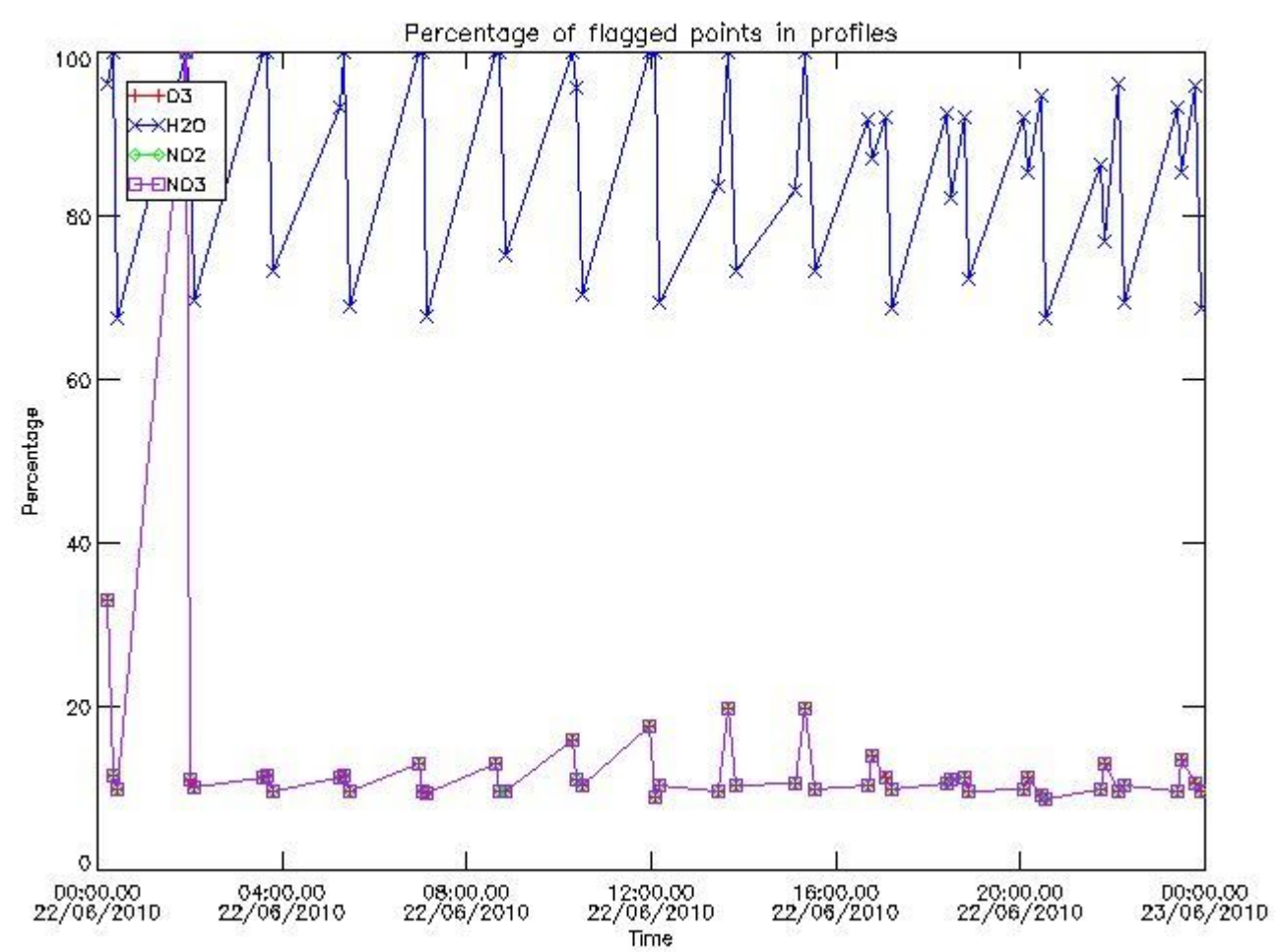
220	GOM_NL__2PRFIN20100622_173919_000000412090_00313_43453_6347.N1	22-JUN-2010 17:39:19	Bright	40.500	126	60Bet Oph	2.7700	4250.0	81	43453	No
221	GOM_NL__2PRFIN20100622_174144_000000412090_00313_43453_6348.N1	22-JUN-2010 17:41:44	Bright	40.500	59	55Alp Oph	2.0800	8900.0	81	43453	No
222	GOM_NL__2PRFIN20100622_174656_000000362090_00313_43453_6349.N1	22-JUN-2010 17:46:56	Bright	35.500	133	40Zet Her	2.8070	6000.0	71	43453	No
223	GOM_NL__2PRFIN20100622_175133_000000522090_00313_43453_6350.N1	22-JUN-2010 17:51:33	Bright	51.500	5	3Alp Lyr	0.033000	11000.	103	43453	No
224	GOM_NL__2PRFIN20100622_175324_000000382090_00313_43453_6351.N1	22-JUN-2010 17:53:24	Bright	37.500	130	23Bet Dra	2.7990	5800.0	75	43453	No
225	GOM_NL__2PRFIN20100622_180316_000000482090_00313_43453_6352.N1	22-JUN-2010 18:03:16	Bright	47.500	89	5Alp Cep	2.4510	8000.0	95	43453	No
226	GOM_NL__2PRFIN20100622_181011_000000672090_00313_43453_6353.N1	22-JUN-2010 18:10:11	Bright	67.000	74	11Bet Cas	2.2680	6600.0	134	43453	No
227	GOM_NL__2PRFIN20100622_181142_000000492090_00313_43453_6354.N1	22-JUN-2010 18:11:42	Bright	48.500	68	18Alp Cas	2.2250	4500.0	97	43453	No
228	GOM_NL__2PRFIN20100622_181354_000000472090_00313_43453_6355.N1	22-JUN-2010 18:13:54	Bright	46.500	160	23Gam Per	2.9300	4700.0	93	43453	No
229	GOM_NL__2PRFIN20100622_181719_000000602090_00313_43453_6356.N1	22-JUN-2010 18:17:19	Bright	60.000	73	57Gam1And	2.2600	13100.	120	43453	No
230	GOM_NL__2PRFIN20100622_181943_000000462090_00313_43453_6357.N1	22-JUN-2010 18:19:43	Tw_i_and_stray	45.500	173	4Bet Tri	3.0040	8900.0	91	43453	No
231	GOM_NL__2PRFIN20100622_182332_000000482090_00313_43453_6358.N1	22-JUN-2010 18:23:32	Dark	48.000	50	13Alp Ari	2.0070	4250.0	96	43453	No
232	GOM_NL__2PRFIN20100622_182822_000000462090_00313_43453_6359.N1	22-JUN-2010 18:28:22	Dark	45.500	94	92Alp Cet	2.5260	3100.0	91	43453	No
233	GOM_NL__2PRFIN20100622_184625_000000452090_00313_43453_6360.N1	22-JUN-2010 18:46:25	Dark	45.000	84	Alp Phe	2.3970	4500.0	90	43453	No
234	GOM_NL__2PRFIN20100622_185252_000000532090_00314_43454_6340.N1	22-JUN-2010 18:52:52	Dark	53.000	63	Bet Gru	2.1500	2800.0	106	43454	No
235	GOM_NL__2PRFIN20100622_185455_000000502090_00314_43454_6341.N1	22-JUN-2010 18:54:55	Straylight	49.500	31	Alp Gru	1.7340	15200.	99	43454	No
236	GOM_NL__2PRFIN20100622_185807_000000422090_00314_43454_6342.N1	22-JUN-2010 18:58:07	Straylight	42.000	45	Alp Pav	1.9400	26000.	84	43454	No
237	GOM_NL__2PRFIN20100622_190724_000000462090_00314_43454_6343.N1	22-JUN-2010 19:07:24	Tw_i_and_stray	45.500	38	20Eps Sgr	1.8360	11000.	91	43454	No
238	GOM_NL__2PRFIN20100622_190849_000000512090_00314_43454_6344.N1	22-JUN-2010 19:08:49	Bright	51.000	116	19Del Sgr	2.7000	4100.0	102	43454	No
239	GOM_NL__2PRFIN20100622_191100_000000522090_00314_43454_6345.N1	22-JUN-2010 19:11:00	Bright	51.500	155	41Pi Sgr	2.9000	6600.0	103	43454	No
240	GOM_NL__2PRFIN20100622_191351_000000382090_00314_43454_6346.N1	22-JUN-2010 19:13:51	Bright	38.000	86	35Eta Oph	2.4300	10200.	76	43454	No
241	GOM_NL__2PRFIN20100622_191955_000000402090_00314_43454_6347.N1	22-JUN-2010 19:19:55	Bright	39.500	126	60Bet Oph	2.7700	4250.0	79	43454	No
242	GOM_NL__2PRFIN20100622_192220_000000412090_00314_43454_6348.N1	22-JUN-2010 19:22:20	Bright	40.500	59	55Alp Oph	2.0800	8900.0	81	43454	No
243	GOM_NL__2PRFIN20100622_192733_000000362090_00314_43454_6349.N1	22-JUN-2010 19:27:33	Bright	36.000	133	40Zet Her	2.8070	6000.0	72	43454	No
244	GOM_NL__2PRFIN20100622_193208_000000512090_00314_43454_6350.N1	22-JUN-2010 19:32:08	Bright	50.500	5	3Alp Lyr	0.033000	11000.	101	43454	No
245	GOM_NL__2PRFIN20100622_193400_000000402090_00314_43454_6351.N1	22-JUN-2010 19:34:00	Bright	39.500	130	23Bet Dra	2.7990	5800.0	79	43454	No
246	GOM_NL__2PRFIN20100622_194351_000000462090_00314_43454_6352.N1	22-JUN-2010 19:43:51	Bright	46.000	89	5Alp Cep	2.4510	8000.0	92	43454	No
247	GOM_NL__2PRFIN20100622_195046_000000462090_00314_43454_6353.N1	22-JUN-2010 19:50:46	Bright	45.500	74	11Bet Cas	2.2680	6600.0	91	43454	No
248	GOM_NL__2PRFIN20100622_195217_000000452090_00314_43454_6354.N1	22-JUN-2010 19:52:17	Bright	44.500	68	18Alp Cas	2.2250	4500.0	89	43454	No
249	GOM_NL__2PRFIN20100622_195430_000000542090_00314_43454_6355.N1	22-JUN-2010 19:54:30	Bright	54.000	160	23Gam Per	2.9300	4700.0	108	43454	No
250	GOM_NL__2PRFIN20100622_195755_000000462090_00314_43454_6356.N1	22-JUN-2010 19:57:55	Bright	45.500	73	57Gam1And	2.2600	13100.	91	43454	No
251	GOM_NL__2PRFIN20100622_200020_000000442090_00314_43454_6357.N1	22-JUN-2010 20:00:20	Tw_i_and_stray	44.000	173	4Bet Tri	3.0040	8900.0	88	43454	No
252	GOM_NL__2PRFIN20100622_200409_000000522090_00314_43454_6358.N1	22-JUN-2010 20:04:09	Dark	51.500	50	13Alp Ari	2.0070	4250.0	103	43454	No
253	GOM_NL__2PRFIN20100622_200858_000000452090_00314_43454_6359.N1	22-JUN-2010 20:08:58	Dark	45.000	94	92Alp Cet	2.5260	3100.0	90	43454	No
254	GOM_NL__2PRFIN20100622_202702_000000562090_00314_43454_6360.N1	22-JUN-2010 20:27:02	Dark	56.000	84	Alp Phe	2.3970	4500.0	112	43454	No
255	GOM_NL__2PRFIN20100622_203329_000000592090_00315_43455_6340.N1	22-JUN-2010 20:33:29	Dark	59.000	63	Bet Gru	2.1500	2800.0	118	43455	No
256	GOM_NL__2PRFIN20100622_203532_000000492090_00315_43455_6341.N1	22-JUN-2010 20:35:32	Straylight	48.500	31	Alp Gru	1.7340	15200.	97	43455	No
257	GOM_NL__2PRFIN20100622_203844_000000402090_00315_43455_6342.N1	22-JUN-2010 20:38:44	Straylight	40.000	45	Alp Pav	1.9400	26000.	80	43455	No
258	GOM_NL__2PRFIN20100622_204800_000000452090_00315_43455_6343.N1	22-JUN-2010 20:48:00	Tw_i_and_stray	44.500	38	20Eps Sgr	1.8360	11000.	89	43455	No
259	GOM_NL__2PRFIN20100622_204926_000000462090_00315_43455_6344.N1	22-JUN-2010 20:49:26	Tw_i_and_stray	46.000	116	19Del Sgr	2.7000	4100.0	92	43455	No
260	GOM_NL__2PRFIN20100622_205136_000000512090_00315_43455_6345.N1	22-JUN-2010 20:51:36	Bright	51.000	155	41Pi Sgr	2.9000	6600.0	102	43455	No
261	GOM_NL__2PRFIN20100622_205426_000000382090_00315_43455_6346.N1	22-JUN-2010 20:54:26	Bright	37.500	86	35Eta Oph	2.4300	10200.	75	43455	No
262	GOM_NL__2PRFIN20100622_210031_000000402090_00315_43455_6347.N1	22-JUN-2010 21:00:31	Bright	40.000	126	60Bet Oph	2.7700	4250.0	80	43455	No
263	GOM_NL__2PRFIN20100622_210256_000000422090_00315_43455_6348.N1	22-JUN-2010 21:02:56	Bright	42.000	59	55Alp Oph	2.0800	8900.0	84	43455	No
264	GOM_NL__2PRFIN20100622_210808_000000362090_00315_43455_6349.N1	22-JUN-2010 21:08:08	Bright	35.500	133	40Zet Her	2.8070	6000.0	71	43455	No
265	GOM_NL__2PRFIN20100622_211243_000000442090_00315_43455_6350.N1	22-JUN-2010 21:12:43	Bright	43.500	5	3Alp Lyr	0.033000	11000.	87	43455	No
266	GOM_NL__2PRFIN20100622_211436_000000412090_00315_43455_6351.N1	22-JUN-2010 21:14:36	Bright	40.500	130	23Bet Dra	2.7990	5800.0	81	43455	No
267	GOM_NL__2PRFIN20100622_212426_000000492090_00315_43455_6352.N1	22-JUN-2010 21:24:26	Bright	48.500	89	5Alp Cep	2.4510	8000.0	97	43455	No
268	GOM_NL__2PRFIN20100622_213122_000000472090_00315_43455_6353.N1	22-JUN-2010 21:31:22	Bright	46.500	74	11Bet Cas	2.2680	6600.0	93	43455	No
269	GOM_NL__2PRFIN20100622_213253_000000492090_00315_43455_6354.N1	22-JUN-2010 21:32:53	Bright	48.500	68	18Alp Cas	2.2250	4500.0	97	43455	No
270	GOM_NL__2PRFIN20100622_213506_000000542090_00315_43455_6355.N1	22-JUN-2010 21:35:06	Bright	54.000	160	23Gam Per	2.9300	4700.0	108	43455	No
271	GOM_NL__2PRFIN20100622_213831_000000552090_00315_43455_6356.N1	22-JUN-2010 21:38:31	Bright	55.000	73	57Gam1And	2.2600	13100.	110	43455	No
272	GOM_NL__2PRFIN20100622_214055_000000432090_00315_43455_6357.N1	22-JUN-2010 21:40:55	Tw_i_and_stray	43.000	173	4Bet Tri	3.0040	8900.0	86	43455	No
273	GOM_NL__2PRFIN20100622_214445_000000512090_00315_43455_6358.N1	22-JUN-2010 21:44:45	Dark	51.000	50	13Alp Ari	2.0070	4250.0	102	43455	No
274	GOM_NL__2PRFIN20100622_214934_000000392090_00315_43455_6359.N1	22-JUN-2010 21:49:34	Dark	39.000	94	92Alp Cet	2.5260	3100.0	78	43455	No
275	GOM_NL__2PRFIN20100622_220739_000000532090_00315_43455_6360.N1	22-JUN-2010 22:07:39	Dark	53.000	84	Alp Phe	2.3970	4500.0	106	43455	No
276	GOM_NL__2PRFIN20100622_221406_000000502090_00316_43456_6340.N1	22-JUN-2010 22:14:06	Dark	49.500	63	Bet Gru	2.1500	2800.0	99	43456	No
277	GOM_NL__2PRFIN20100622_221609_000000502090_00316_43456_6341.N1	22-JUN-2010 22:16:09	Straylight	49.500	31	Alp Gru	1.7340	15200.	99	43456	No
278	GOM_NL__2PRFIN20100622_221920_000000502090_00316_43456_6342.N1	22-JUN-2010 22:19:20	Straylight	50.000	45	Alp Pav	1.9400	26000.	100	43456	No

279	GOM_NL__2PRFIN20100622_222836_000000462090_00316_43456_6343.N1	22-JUN-2010 22:28:36	Twilight	45.500	38	20Eps Sgr	1.8360	11000.	91	43456	No
280	GOM_NL__2PRFIN20100622_223002_000000472090_00316_43456_6344.N1	22-JUN-2010 22:30:02	Bright	47.000	116	19Del Sgr	2.7000	4100.0	94	43456	No
281	GOM_NL__2PRFIN20100622_223213_000000522090_00316_43456_6345.N1	22-JUN-2010 22:32:13	Bright	51.500	155	41Pi Sgr	2.9000	6600.0	103	43456	No
282	GOM_NL__2PRFIN20100622_223503_000000392090_00316_43456_6346.N1	22-JUN-2010 22:35:03	Bright	38.500	86	35Eta Oph	2.4300	10200.	77	43456	No
283	GOM_NL__2PRFIN20100622_224106_000000402090_00316_43456_6347.N1	22-JUN-2010 22:41:06	Bright	40.000	126	60Bet Oph	2.7700	4250.0	80	43456	No
284	GOM_NL__2PRFIN20100622_224331_000000392090_00316_43456_6348.N1	22-JUN-2010 22:43:31	Bright	39.000	59	55Alp Oph	2.0800	8900.0	78	43456	No
285	GOM_NL__2PRFIN20100622_224844_000000372090_00316_43456_6349.N1	22-JUN-2010 22:48:44	Bright	37.000	133	40Zet Her	2.8070	6000.0	74	43456	No
286	GOM_NL__2PRFIN20100622_225318_000000442090_00316_43456_6350.N1	22-JUN-2010 22:53:18	Bright	44.000	5	3Alp Lyr	0.033000	11000.	88	43456	No
287	GOM_NL__2PRFIN20100622_225511_000000362090_00316_43456_6351.N1	22-JUN-2010 22:55:11	Bright	36.000	130	23Bet Dra	2.7990	5800.0	72	43456	No
288	GOM_NL__2PRFIN20100622_230502_000000452090_00316_43456_6352.N1	22-JUN-2010 23:05:02	Bright	44.500	89	5Alp Cep	2.4510	8000.0	89	43456	No
289	GOM_NL__2PRFIN20100622_231157_000000672090_00316_43456_6353.N1	22-JUN-2010 23:11:57	Bright	67.000	74	11Bet Cas	2.2680	6600.0	134	43456	No
290	GOM_NL__2PRFIN20100622_231329_000000652090_00316_43456_6354.N1	22-JUN-2010 23:13:29	Bright	65.000	68	18Alp Cas	2.2250	4500.0	130	43456	No
291	GOM_NL__2PRFIN20100622_231541_000000542090_00316_43456_6355.N1	22-JUN-2010 23:15:41	Bright	54.000	160	23Gam Per	2.9300	4700.0	108	43456	No
292	GOM_NL__2PRFIN20100622_231907_000000462090_00316_43456_6356.N1	22-JUN-2010 23:19:07	Bright	45.500	73	57Gam1And	2.2600	13100.	91	43456	No
293	GOM_NL__2PRFIN20100622_232131_000000472090_00316_43456_6357.N1	22-JUN-2010 23:21:31	Twilight	46.500	173	4Bet Tri	3.0040	8900.0	93	43456	No
294	GOM_NL__2PRFIN20100622_232521_000000532090_00316_43456_6358.N1	22-JUN-2010 23:25:21	Dark	52.500	50	13Alp Ari	2.0070	4250.0	105	43456	No
295	GOM_NL__2PRFIN20100622_233010_000000382090_00316_43456_6359.N1	22-JUN-2010 23:30:10	Dark	38.000	94	92Alp Cet	2.5260	3100.0	76	43456	No
296	GOM_NL__2PRFIN20100622_234816_000000482090_00316_43456_6360.N1	22-JUN-2010 23:48:16	Dark	48.000	84	Alp Phe	2.3970	4500.0	96	43456	No
297	GOM_NL__2PRFIN20100622_235443_000000532090_00317_43457_6340.N1	22-JUN-2010 23:54:43	Dark	53.000	63	Bet Gru	2.1500	2800.0	106	43457	No
298	GOM_NL__2PRFIN20100622_235645_000000512090_00317_43457_6341.N1	22-JUN-2010 23:56:45	Straylight	50.500	31	Alp Gru	1.7340	15200.	101	43457	No
299	GOM_NL__2PRFIN20100622_235956_000000422090_00317_43457_6342.N1	22-JUN-2010 23:59:56	Straylight	41.500	45	Alp Pav	1.9400	26000.	83	43457	No

3. Quality information per product

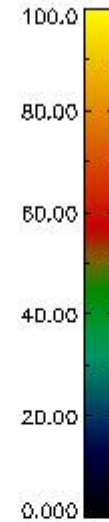
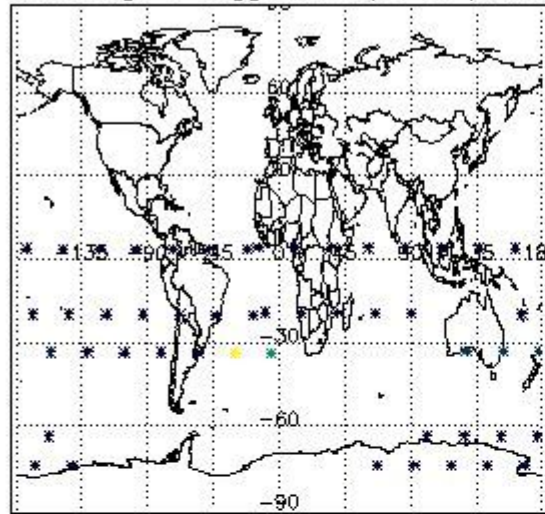
In this section it is plotted some information contained in the Quality Summary data set of the level 2 products. Only products in dark limb conditions and without errors (error flag in the MPH set to "0") are used.

3.1 Plot quality information per product (time dependant)

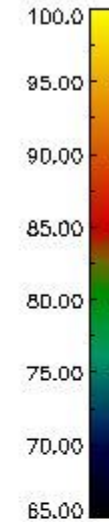
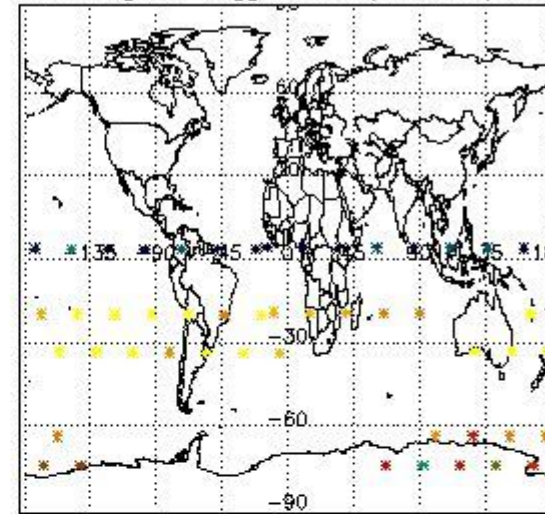


3.2 Plot quality information per product (world map)


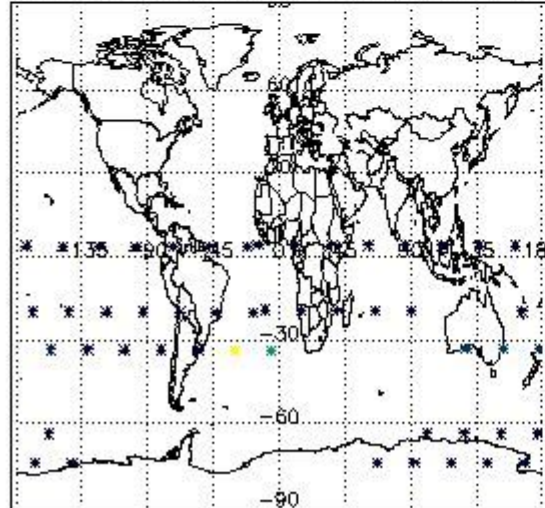
Percentage of flagged data per O3 profile



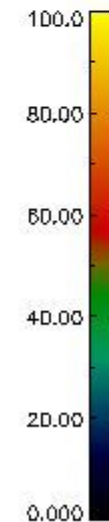
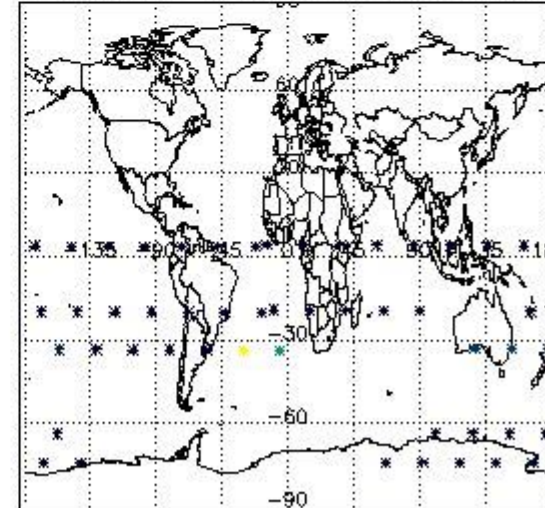
Percentage of flagged data per H2O profile



Percentage of flagged data per NO2 profile



Percentage of flagged data per NO3 profile

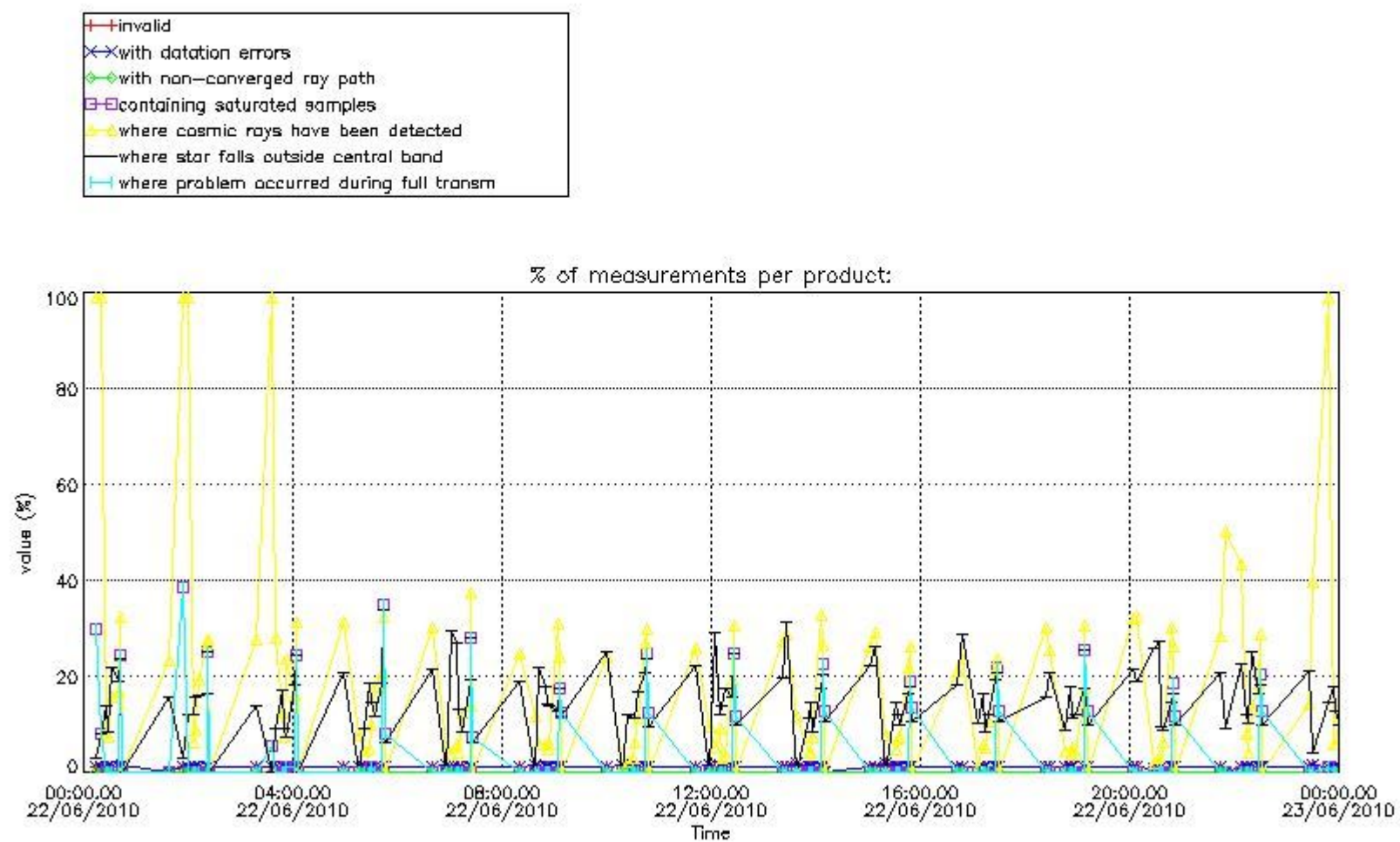


4. Level 1 quality information per product

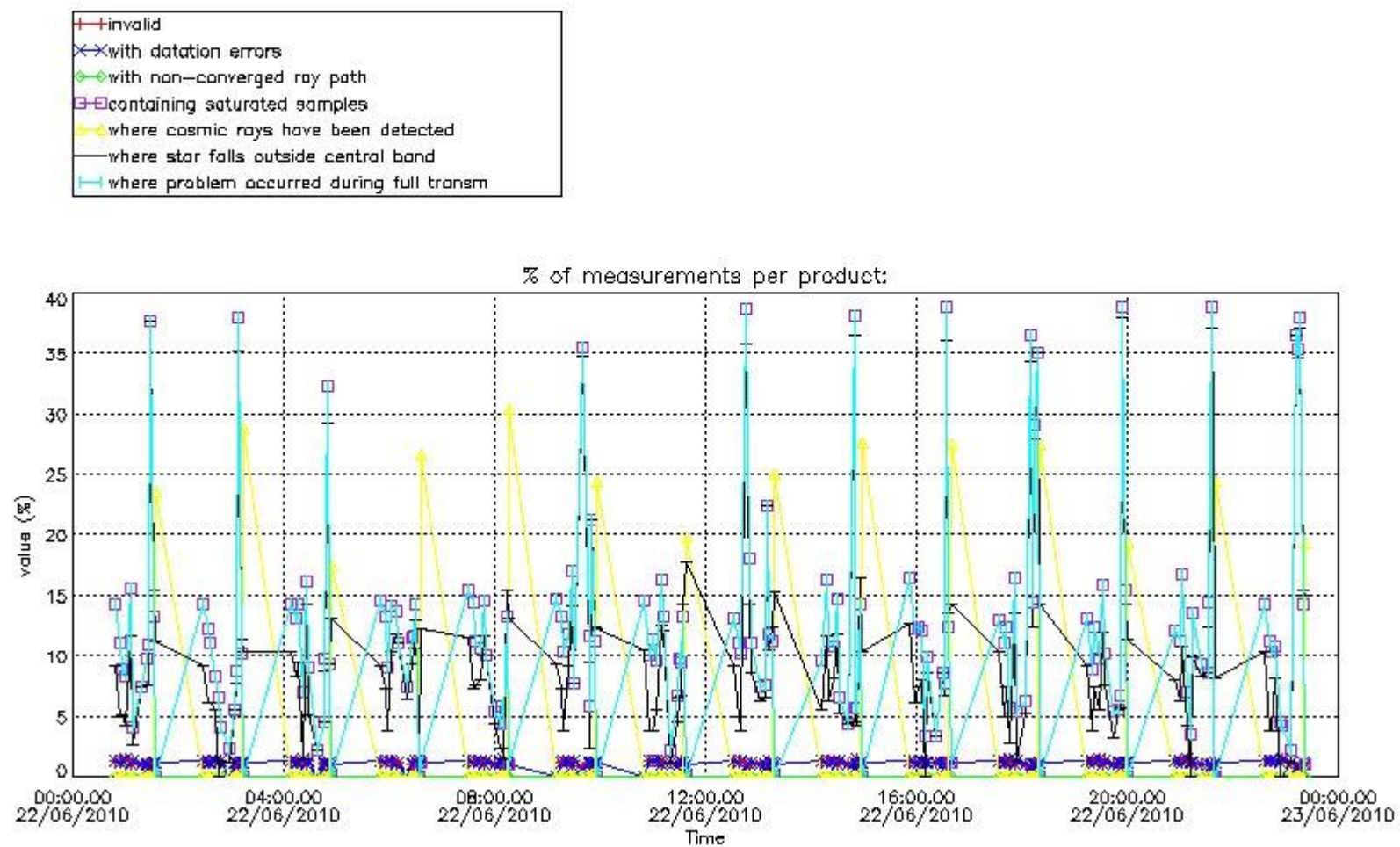
In this section it is plotted some information contained in the Quality Summary data set of the level 2 products that comes from the level 1b processing. Products without errors (error flag in the MPH set to "0") are used.

4.1 Plot quality information per product (time dependant) coming from level 1b processing

4.1.1 Plot level 1 quality information per product (time dependant): ENVISAT ASCENDING passes



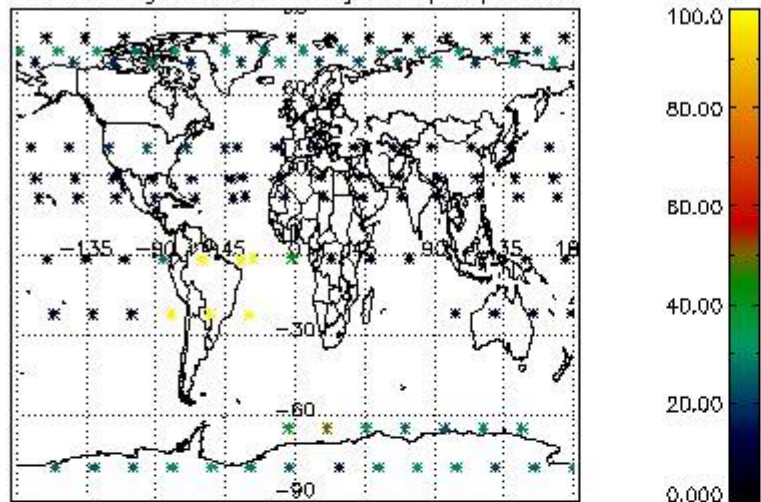
4.1.2 Plot level 1 quality information per product (time dependant): ENVISAT DESCENDING passes



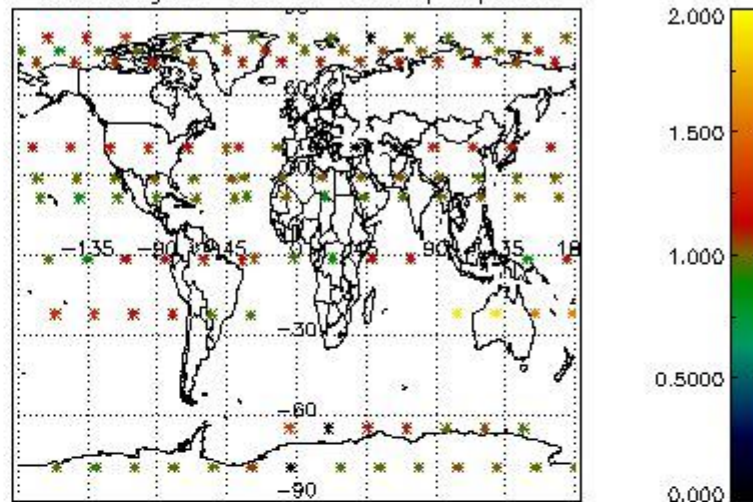
4.2 Plot quality information per product coming from level 1b processing (world map)

4.2.1 Plot level 1 quality information per product (world map): ENVISAT ASCENDING passes

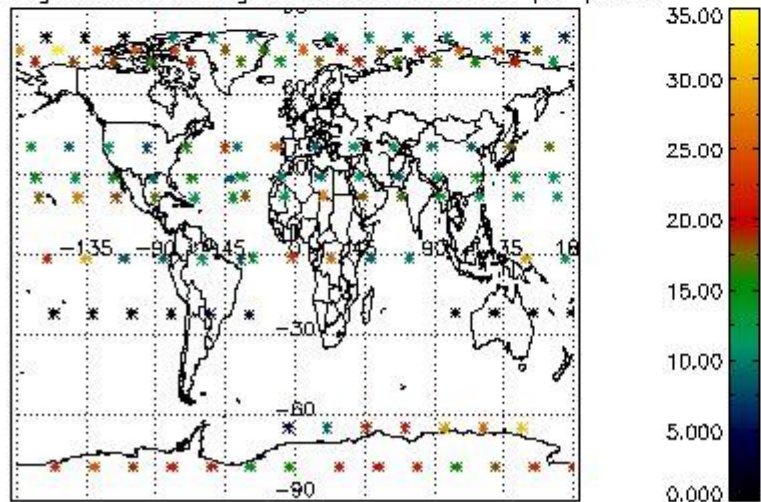
Percentage of cosmic ray hits per profile



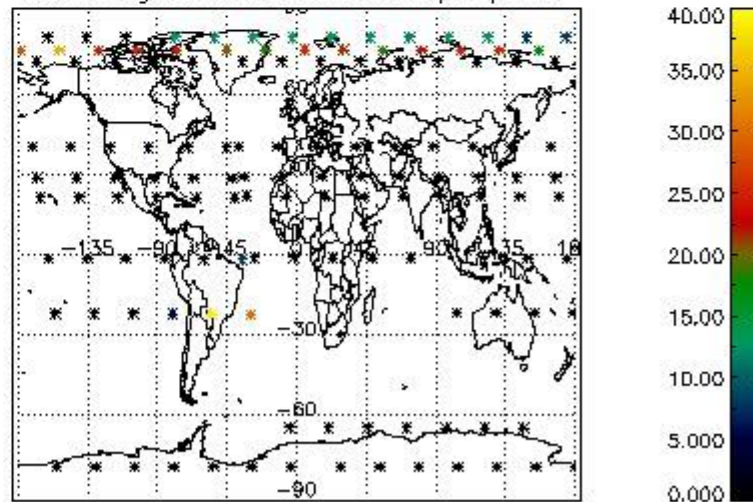
Percentage of datation errors per profile



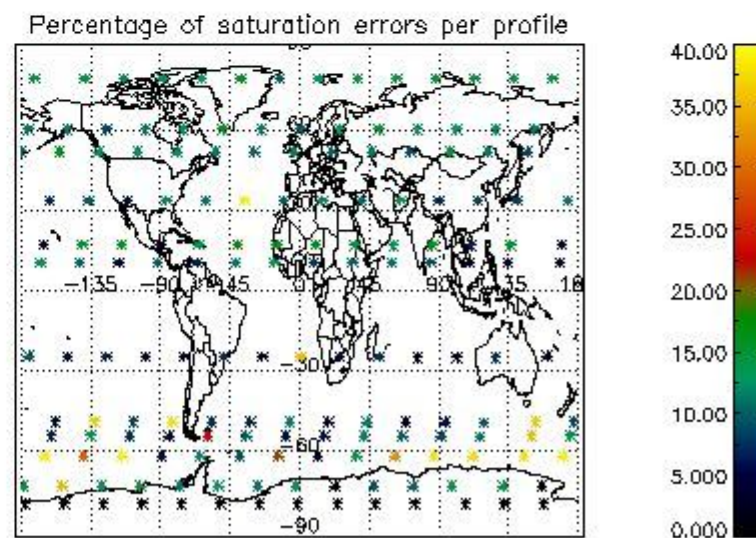
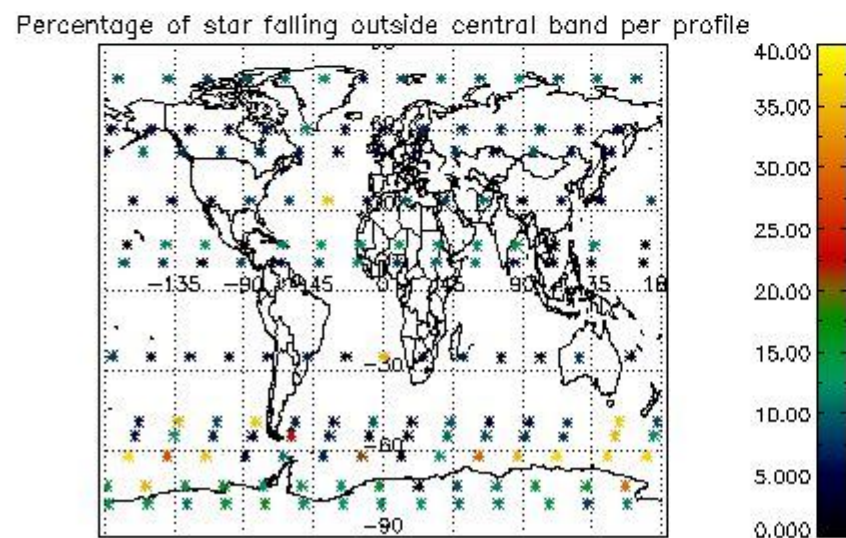
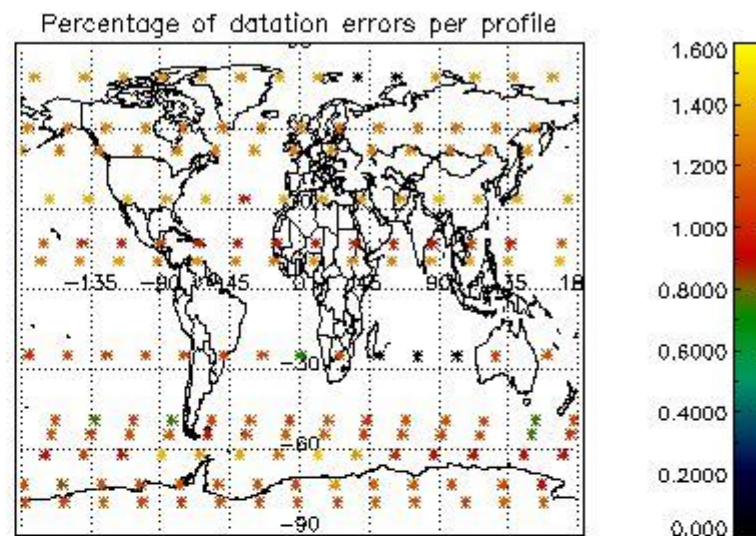
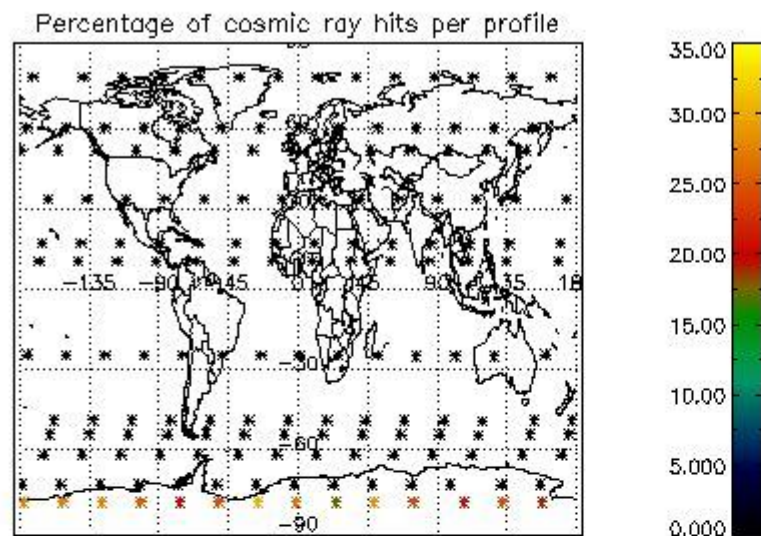
Percentage of star falling outside central band per profile



Percentage of saturation errors per profile



4.2.2 Plot level 1 quality information per product (world map): ENVISAT DESCENDING passes



5. Trace gas profiles

5.1 Ozone statistics based on quality of products

The final quality of the products can be "measured" using the STD (Standard Deviation) attached to every point profile. This information is written to the parameter GOM_NL__2P/NL_LOCAL_SPECIES_DENSITY/o3_std of the level 2 products. The table below shows the statistics for given STD ranges.

The statistics are given with respect to the overall valid production:

- Products without fatal errors: GOM_NL__2P/MPH/PRODUCT_ERR=0
- Valid point profile: GOM_NL__2P/NL_LOCAL_SPECIES_DENSITY/pcd(0)=0

The 'Criteria' is applied to valid points of dark limb products:

- Products in dark limb illumination condition: GOM_NL__2P/NL_SUMMARY_QUALITY/obs_ill_cond=0
- Products without fatal errors: GOM_NL__2P/MPH/PRODUCT_ERR=0
- Valid point profile: GOM_NL__2P/NL_LOCAL_SPECIES_DENSITY/pcd(0)=0

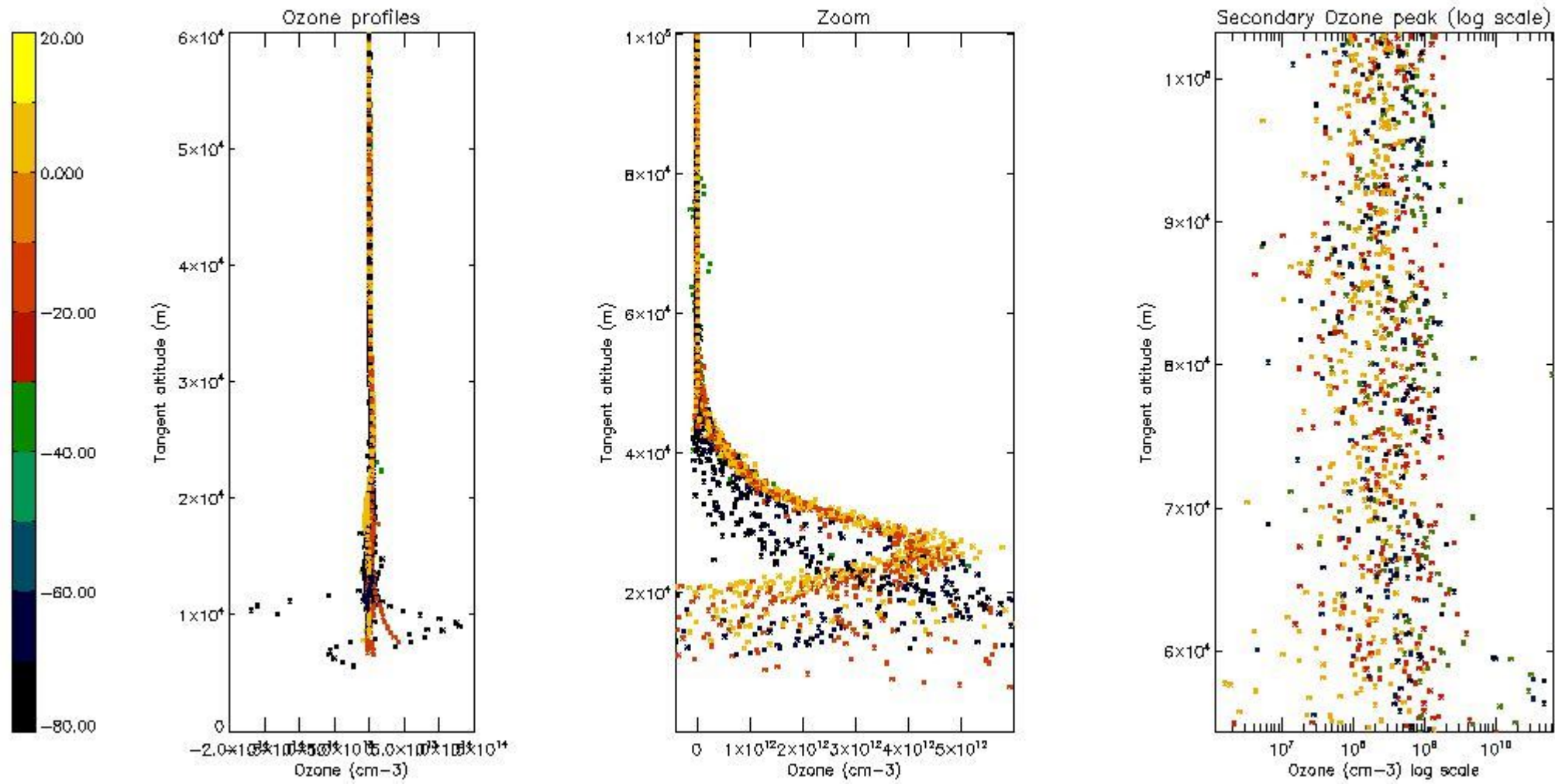
So, the table below shows the percentage of dark limb and valid observations for each criteria with respect to the overall valid daily observations.

Criteria	% of total production
All STD	17
STD < 20	4

STD < 10	2
STD < 5	0

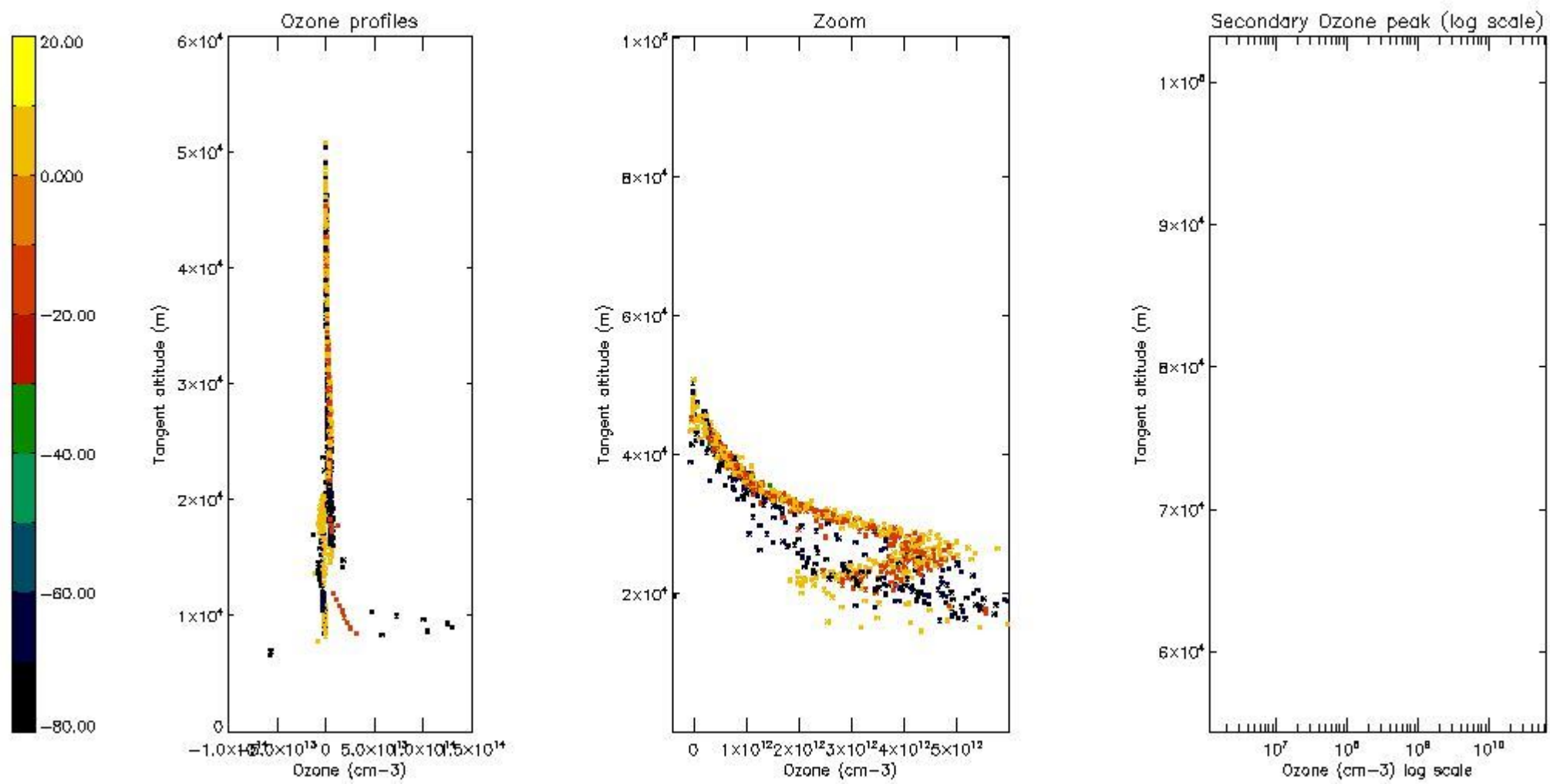
5.2 Plot ozone profiles for all STD (dark without errors)

The colorbar represents the latitude.



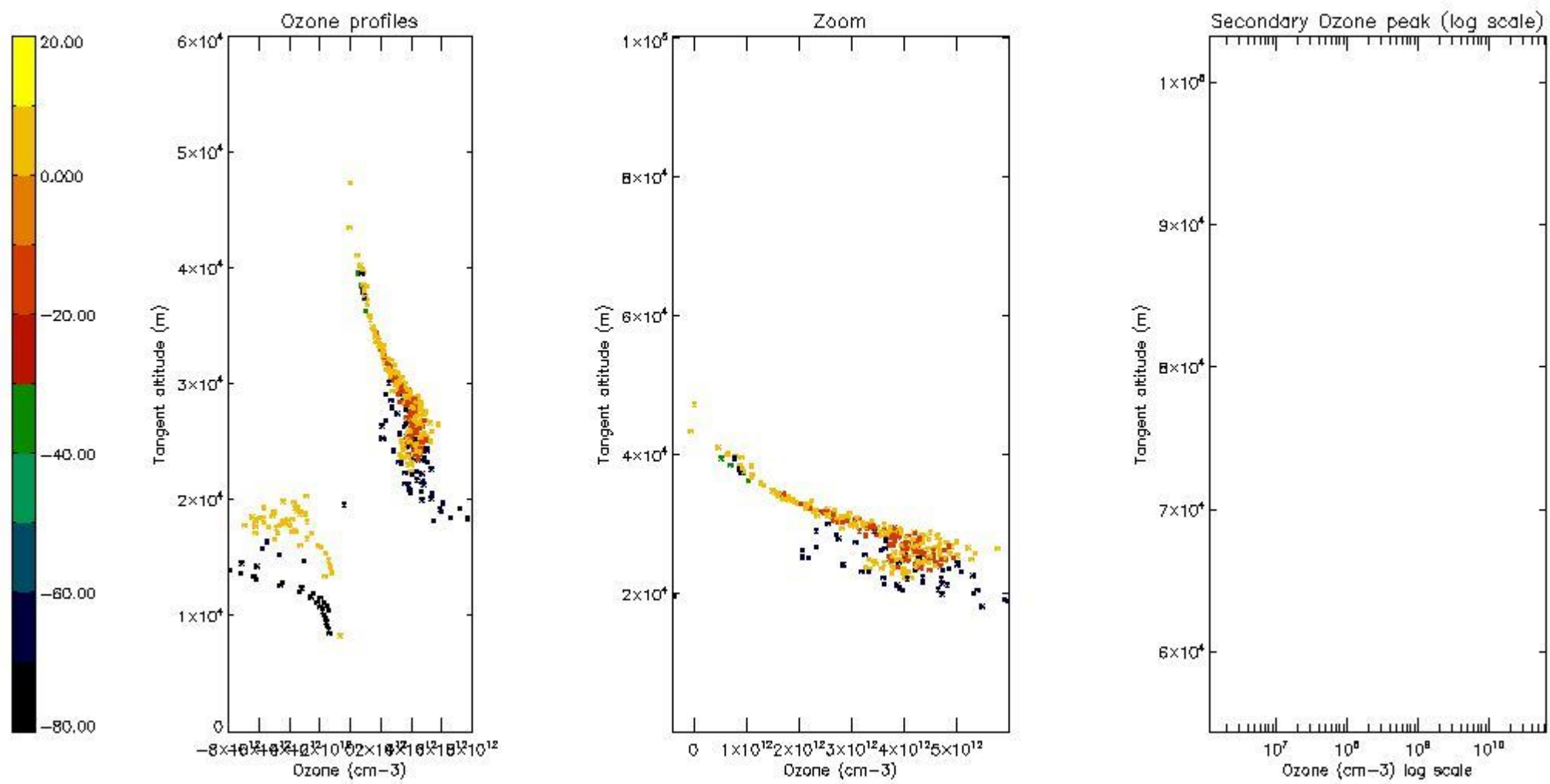
5.3 Plot ozone profiles where STD < 20% (dark without errors)

The colorbar represents the latitude.



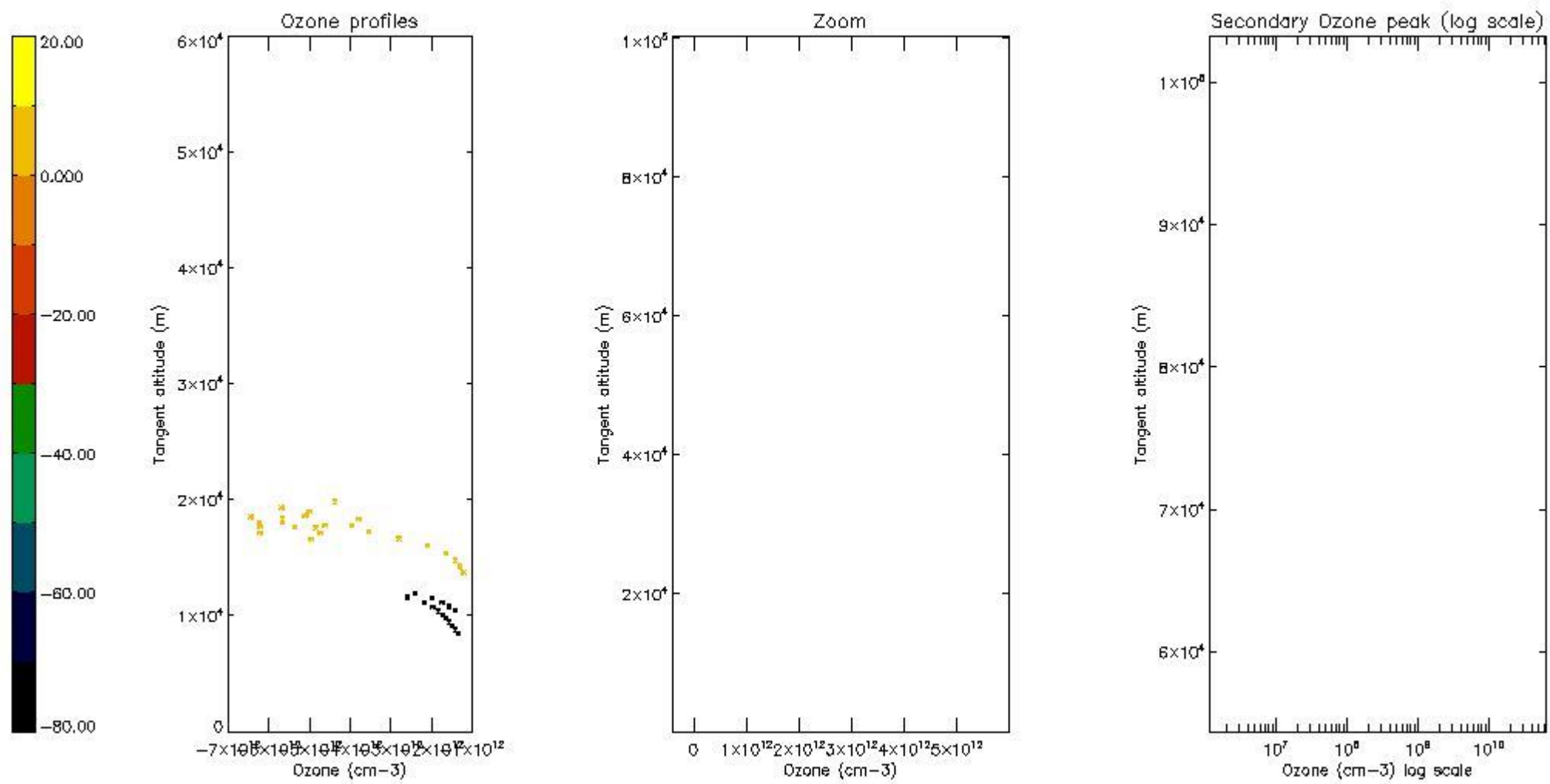
5.4 Plot ozone profiles where STD < 10% (dark without errors)

The colorbar represents the latitude.



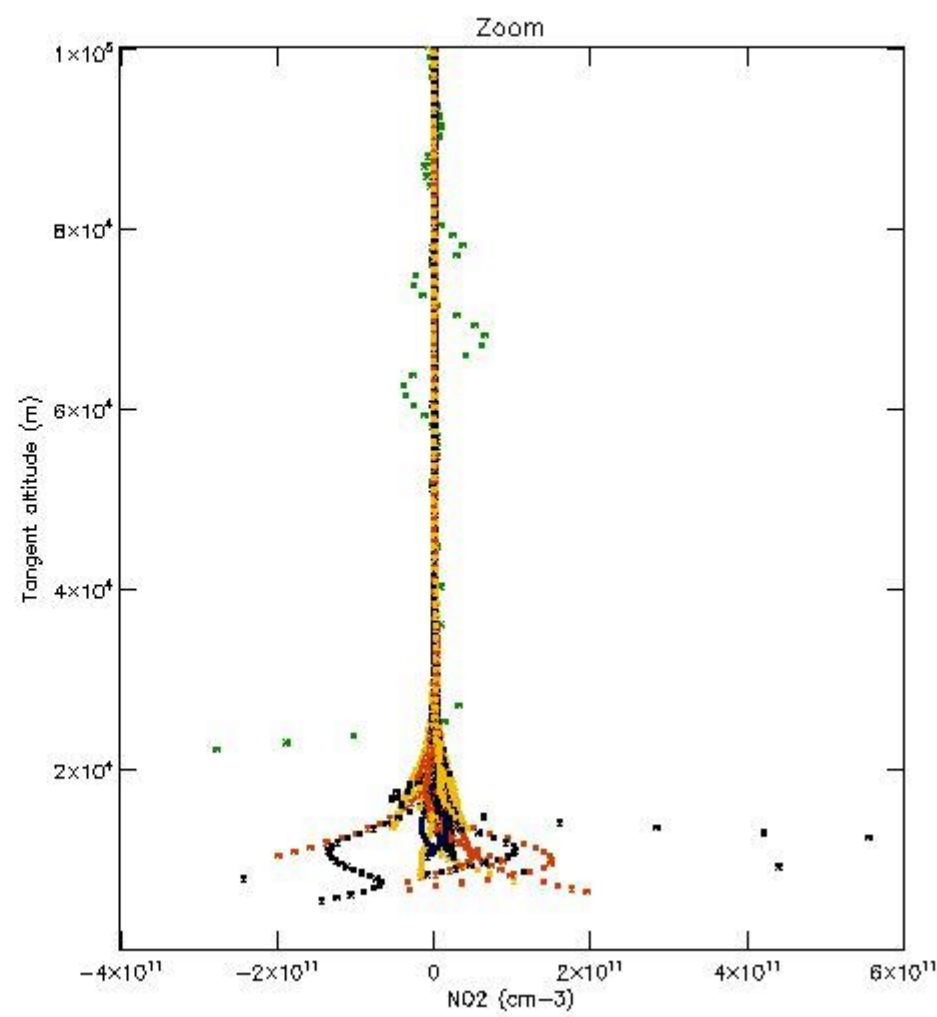
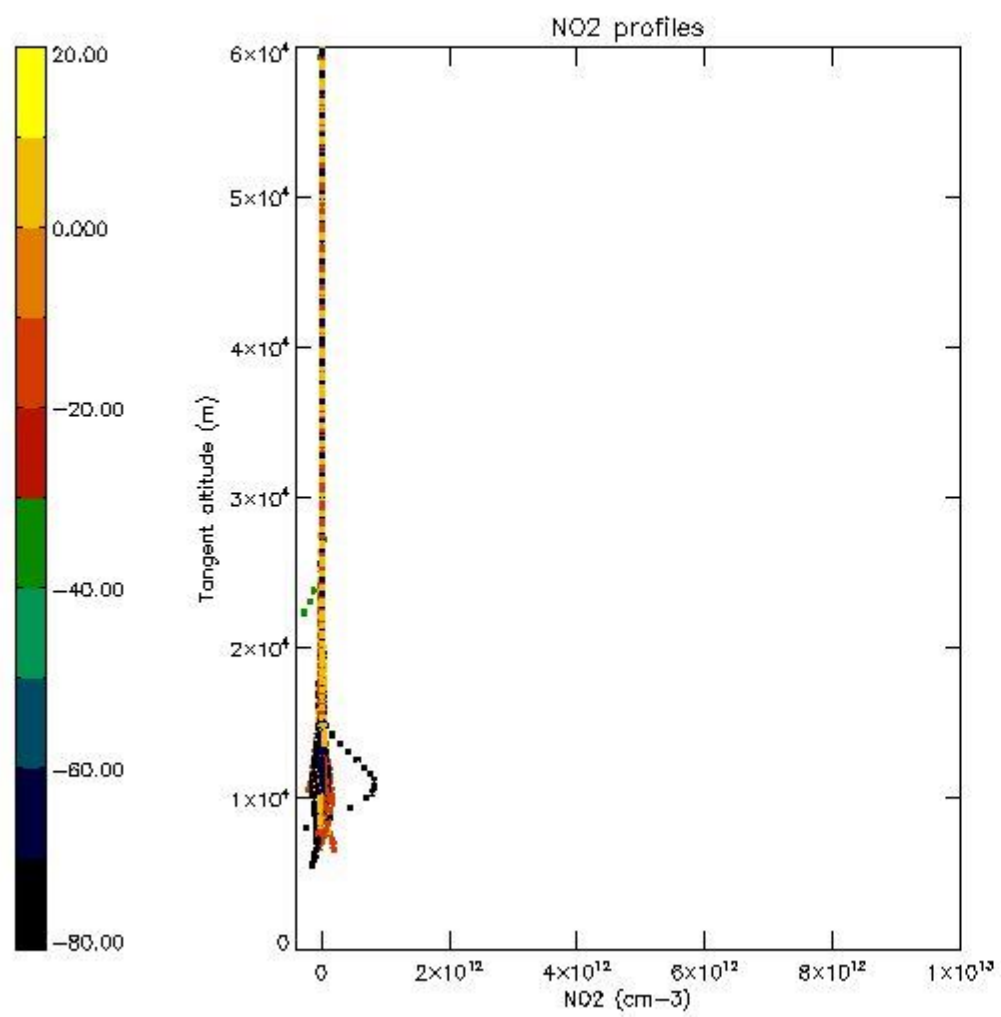
5.5 Plot ozone profiles where STD < 5% (dark without errors)

The colorbar represents the latitude.



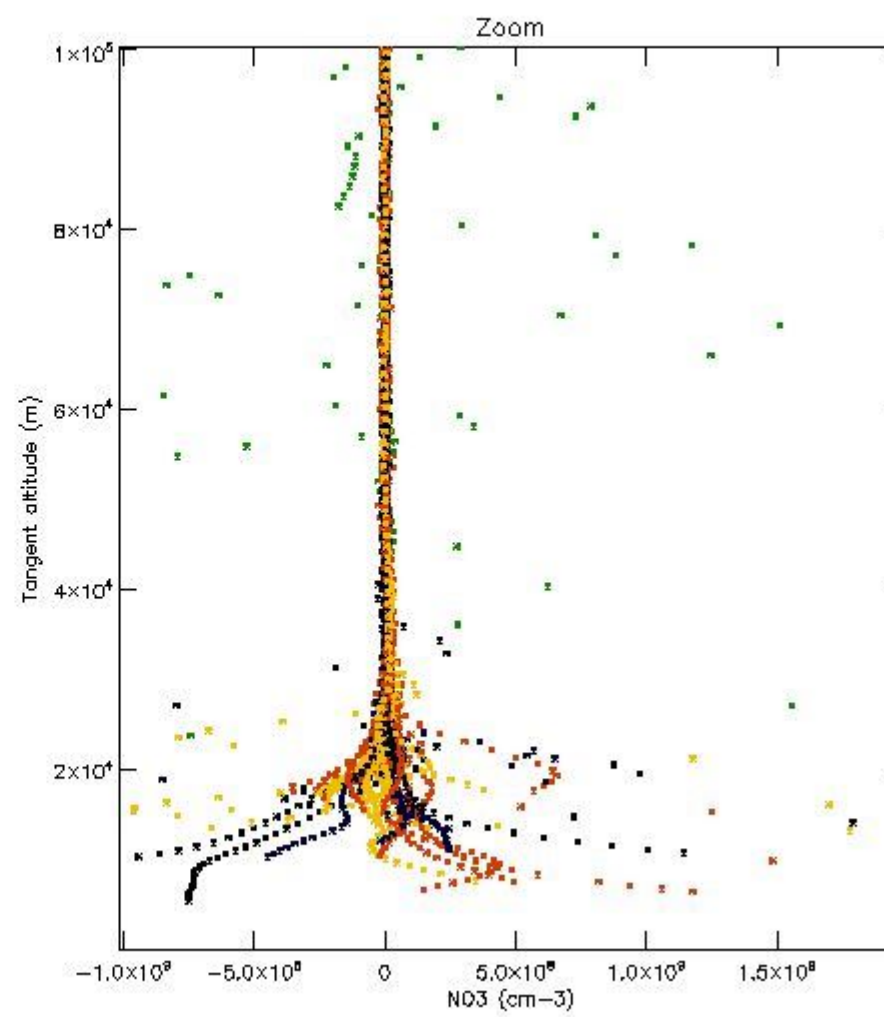
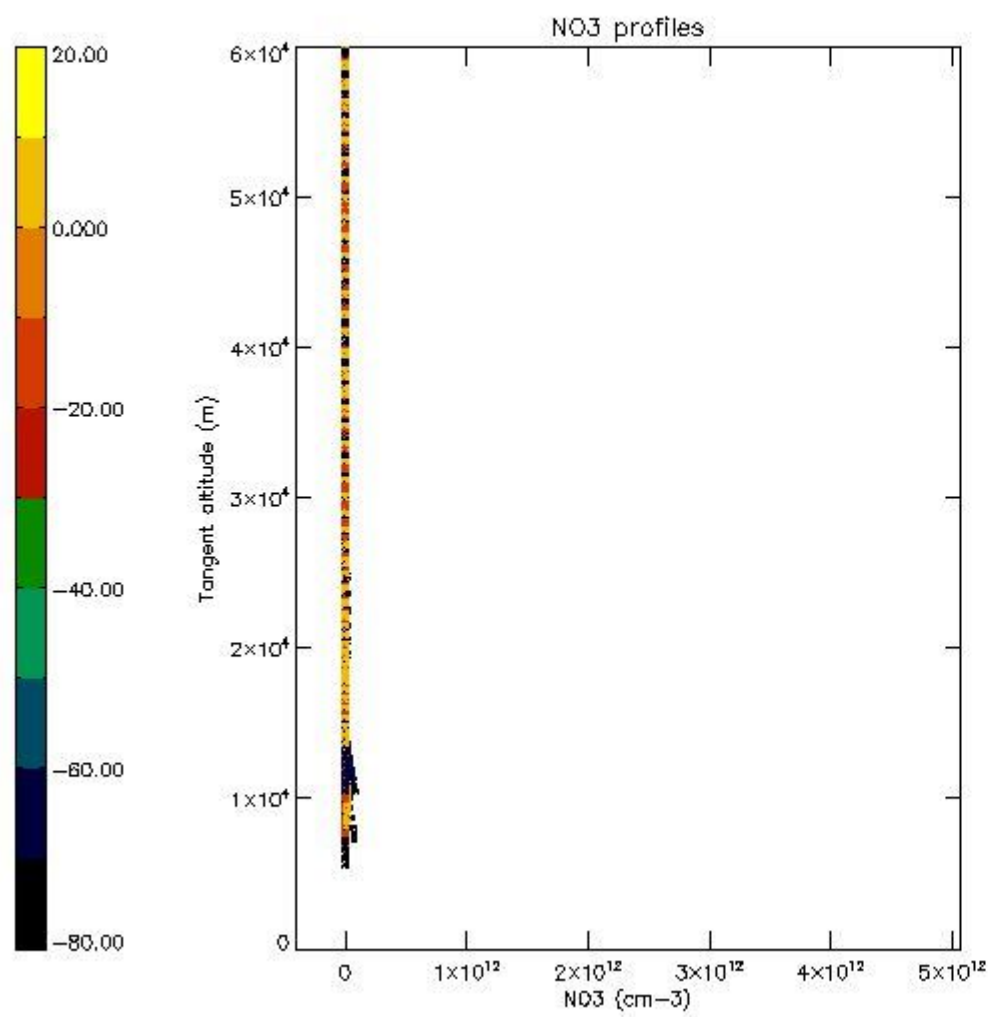
5.6 Plot NO₂ profiles for all STD (dark without errors)

The colorbar represents the latitude.



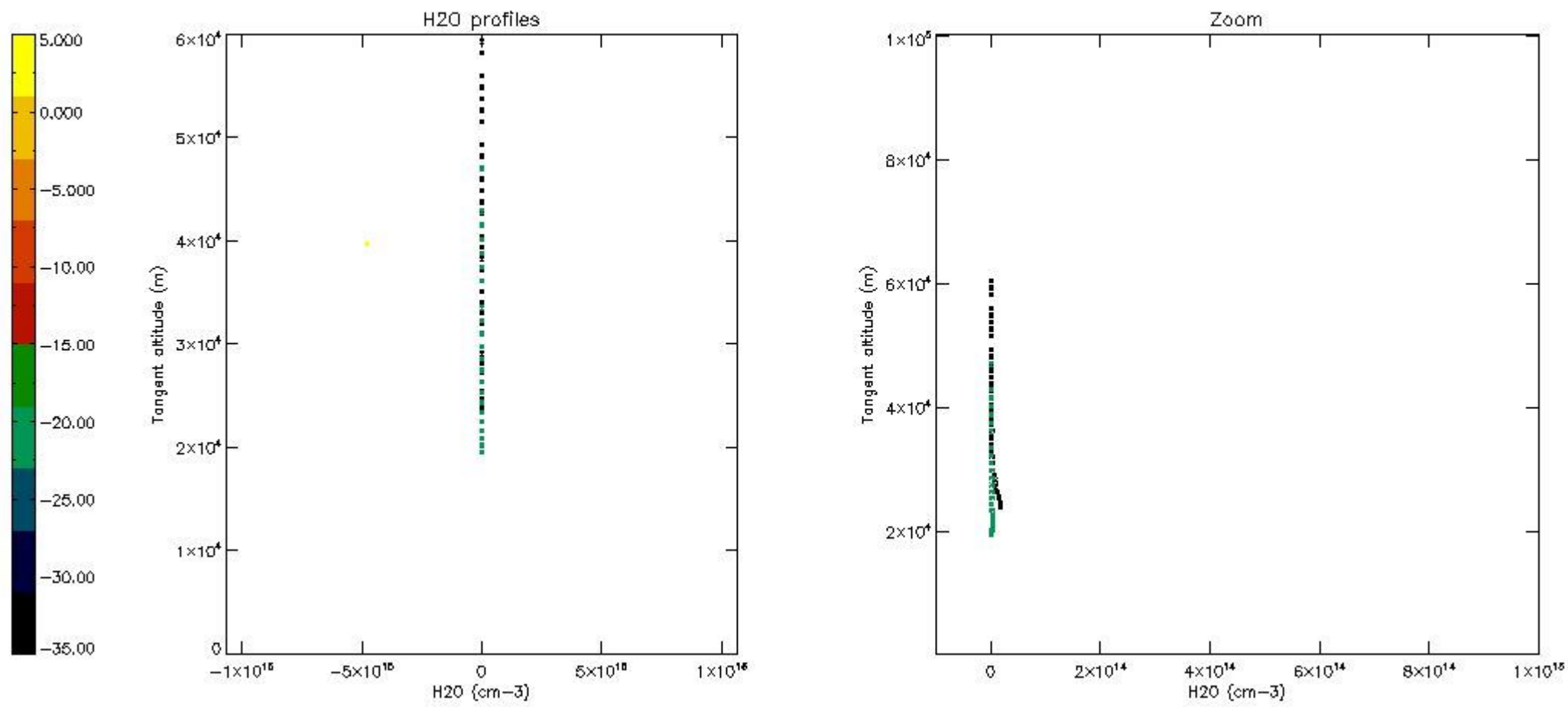
5.7 Plot NO3 profiles for all STD (dark without errors)

The colorbar represents the latitude.



5.8 Plot H₂O profiles for all STD (only for occultations of stars 1,2,3,4,13,14,16,26,63 dark without errors)

The colorbar represents the latitude.



6. Auxiliary Data Files used for the production reported in section 2

The number reported in the third column indicates since which file (see list in section 2) the corresponding auxiliary file has been used. The fourth column is the date of those product files.

Type	Auxiliary Filename	Used since product	Used since product date
INST_PHYS_CHARACTERISTICS	GOM_INS_AXVIEC20091111_143220_20030716_120000_20500101_000000	1	22-JUN-2010 00:13:55
LEVEL-2_PROC_CONFIG	GOM_PR2_AXVIEC20091111_152718_20020301_000000_20500101_000000	1	22-JUN-2010 00:13:55
CROSS_SECTIONS_FILE	GOM_CRS_AXVIEC20091111_154832_20020301_000000_20500101_000000	1	22-JUN-2010 00:13:55

GOMOS Level 2 Daily Report

SUMMARY

[1. General Info](#)

[2. Summary of processed GOM_NL_2P products](#)

[3. Level 2 Quality information per product](#)

[3.1 Plot of level 2 quality information per product \(time dependant\)](#)

[3.2 Plot of level 2 quality information per product \(world map\)](#)

[4. Level 1 Quality information per product \(stored on level 2 products\)](#)

[4.1 Plot of level 1 quality information per product \(time dependant\)](#)

[4.1.1 Plot of level 1 quality information per product \(time dependant\): ASCENDING](#)

[4.1.2 Plot of level 1 quality information per product \(time dependant\): DESCENDING](#)

[4.2 Plot of level 1 quality information per product \(world map\)](#)

[4.2.1 Plot of level 1 quality information per product \(world map\): ASCENDING](#)

[4.2.2 Plot of level 1 quality information per product \(world map\): DESCENDING](#)

[5. Ozone profiles based on quality statistics and other trace gas profiles](#)

[5.1 Ozone statistics based on quality of products](#)

[5.2 Plot ozone profiles for all STD \(dark without errors\)](#)

[5.3 Plot ozone profiles where STD < 20% \(dark without errors\)](#)

[5.4. Plot ozone profiles where STD < 10% \(dark without errors\)](#)

[5.5. Plot ozone profiles where STD < 5% \(dark without errors\)](#)

[5.6 Plot NO2 profiles for all STD \(dark without errors\)](#)

[5.7 Plot NO3 profiles for all STD \(dark without errors\)](#)

[5.8 Plot H2O profiles \(only for occultations of stars 1,2,3,4,13,14,16,26,63 dark without errors\) for all STD](#)

[6. Auxiliary Data Files used for the production reported in section 2](#)

This report presents the daily analysis on parameters extracted from GOMOS level 2 data (GOM_NL__2P). It is intended to monitor some important parameters that will impact the quality of these products. A list of level 2 products (and content) that have arrived during the reporting day to the PCF is also given.

Item	Value
Time of report generation	29APR2013 12:14:23
Data source version	GOMOS/6.01
Start time of products	22-06-2010 (22JUN2010 00:00:00)
Stop time of products	23-06-2010 (23JUN2010 00:00:00)
Store outputs in DB	Yes
Nb of level 2 prods	299
Nb of prods with errors	0

2. Summary of processed GOM_NL__2P products.

Nr	Filename	UTC Start time	Limb	Duration	Star Id	Star Name	Star Mag	Star Temp	Nb Meas	Orbit	Prod. error
1	GOM_NL__2PRFIN20100622_001355_000000522090_00302_43442_6319.N1	22-JUN-2010 00:13:55	Dark	52.000	52	16Bet Cet	2.0370	4500.0	104	43442	No
2	GOM_NL__2PRFIN20100622_001940_000000452090_00302_43442_6320.N1	22-JUN-2010 00:19:40	Dark	44.500	84	Alp Phe	2.3970	4500.0	89	43442	No
3	GOM_NL__2PRFIN20100622_002606_000000512090_00303_43443_6320.N1	22-JUN-2010 00:26:06	Dark	51.000	63	Bet Gru	2.1500	2800.0	102	43443	No
4	GOM_NL__2PRFIN20100622_002809_000000482090_00303_43443_6321.N1	22-JUN-2010 00:28:09	Straylight	48.000	31	Alp Gru	1.7340	15200.	96	43443	No
5	GOM_NL__2PRFIN20100622_003125_000000492090_00303_43443_6322.N1	22-JUN-2010 00:31:25	Straylight	48.500	45	Alp Pav	1.9400	26000.	97	43443	No
6	GOM_NL__2PRFIN20100622_004045_000000482090_00303_43443_6323.N1	22-JUN-2010 00:40:45	Twilight	47.500	38	20Eps Sgr	1.8360	11000.	95	43443	No
7	GOM_NL__2PRFIN20100622_004211_000000512090_00303_43443_6324.N1	22-JUN-2010 00:42:11	Twilight	51.000	116	19Del Sgr	2.7000	4100.0	102	43443	No
8	GOM_NL__2PRFIN20100622_004422_000000382090_00303_43443_6325.N1	22-JUN-2010 00:44:22	Bright	38.000	155	41Pi Sgr	2.9000	6600.0	76	43443	No
9	GOM_NL__2PRFIN20100622_004714_000000392090_00303_43443_6326.N1	22-JUN-2010 00:47:14	Bright	38.500	86	35Eta Oph	2.4300	10200.	77	43443	No
10	GOM_NL__2PRFIN20100622_005321_000000412090_00303_43443_6327.N1	22-JUN-2010 00:53:21	Bright	40.500	126	60Bet Oph	2.7700	4250.0	81	43443	No
11	GOM_NL__2PRFIN20100622_005546_000000402090_00303_43443_6328.N1	22-JUN-2010 00:55:46	Bright	39.500	59	55Alp Oph	2.0800	8900.0	79	43443	No
12	GOM_NL__2PRFIN20100622_010058_000000362090_00303_43443_6329.N1	22-JUN-2010 01:00:58	Bright	36.000	133	40Zet Her	2.8070	6000.0	72	43443	No
13	GOM_NL__2PRFIN20100622_010540_000000522090_00303_43443_6330.N1	22-JUN-2010 01:05:40	Bright	51.500	5	3Alp Lyr	0.033000	11000.	103	43443	No
14	GOM_NL__2PRFIN20100622_010728_000000382090_00303_43443_6331.N1	22-JUN-2010 01:07:28	Bright	37.500	130	23Bet Dra	2.7990	5800.0	75	43443	No
15	GOM_NL__2PRFIN20100622_011723_000000482090_00303_43443_6332.N1	22-JUN-2010 01:17:23	Bright	47.500	89	5Alp Cep	2.4510	8000.0	95	43443	No
16	GOM_NL__2PRFIN20100622_012416_000000472090_00303_43443_6333.N1	22-JUN-2010 01:24:16	Bright	46.500	74	11Bet Cas	2.2680	6600.0	93	43443	No
17	GOM_NL__2PRFIN20100622_012546_000000462090_00303_43443_6334.N1	22-JUN-2010 01:25:46	Bright	46.000	68	18Alp Cas	2.2250	4500.0	92	43443	No
18	GOM_NL__2PRFIN20100622_012754_000000532090_00303_43443_6335.N1	22-JUN-2010 01:27:54	Bright	53.000	160	23Gam Per	2.9300	4700.0	106	43443	No
19	GOM_NL__2PRFIN20100622_013120_000000462090_00303_43443_6336.N1	22-JUN-2010 01:31:20	Bright	45.500	73	57Gam1And	2.2600	13100.	91	43443	No
20	GOM_NL__2PRFIN20100622_013343_000000452090_00303_43443_6337.N1	22-JUN-2010 01:33:43	Twilight	44.500	173	4Bet Tri	3.0040	8900.0	89	43443	No
21	GOM_NL__2PRFIN20100622_013731_000000482090_00303_43443_6338.N1	22-JUN-2010 01:37:31	Twilight	47.500	50	13Alp Ari	2.0070	4250.0	95	43443	No
22	GOM_NL__2PRFIN20100622_015432_000000522090_00303_43443_6339.N1	22-JUN-2010 01:54:32	Dark	52.000	52	16Bet Cet	2.0370	4500.0	104	43443	No
23	GOM_NL__2PRFIN20100622_020017_000000462090_00303_43443_6340.N1	22-JUN-2010 02:00:17	Dark	46.000	84	Alp Phe	2.3970	4500.0	92	43443	No
24	GOM_NL__2PRFIN20100622_020643_000000502090_00304_43444_6320.N1	22-JUN-2010 02:06:43	Dark	50.000	63	Bet Gru	2.1500	2800.0	100	43444	No
25	GOM_NL__2PRFIN20100622_020846_000000522090_00304_43444_6321.N1	22-JUN-2010 02:08:46	Straylight	51.500	31	Alp Gru	1.7340	15200.	103	43444	No
26	GOM_NL__2PRFIN20100622_021202_000000442090_00304_43444_6322.N1	22-JUN-2010 02:12:02	Straylight	44.000	45	Alp Pav	1.9400	26000.	88	43444	No
27	GOM_NL__2PRFIN20100622_022121_000000462090_00304_43444_6323.N1	22-JUN-2010 02:21:21	Twilight	45.500	38	20Eps Sgr	1.8360	11000.	91	43444	No
28	GOM_NL__2PRFIN20100622_022247_000000522090_00304_43444_6324.N1	22-JUN-2010 02:22:47	Twilight	52.000	116	19Del Sgr	2.7000	4100.0	104	43444	No
29	GOM_NL__2PRFIN20100622_022459_000000432090_00304_43444_6325.N1	22-JUN-2010 02:24:59	Bright	43.000	155	41Pi Sgr	2.9000	6600.0	86	43444	No
30	GOM_NL__2PRFIN20100622_022750_000000392090_00304_43444_6326.N1	22-JUN-2010 02:27:50	Bright	38.500	86	35Eta Oph	2.4300	10200.	77	43444	No
31	GOM_NL__2PRFIN20100622_023357_000000412090_00304_43444_6327.N1	22-JUN-2010 02:33:57	Bright	41.000	126	60Bet Oph	2.7700	4250.0	82	43444	No
32	GOM_NL__2PRFIN20100622_023622_000000412090_00304_43444_6328.N1	22-JUN-2010 02:36:22	Bright	40.500	59	55Alp Oph	2.0800	8900.0	81	43444	No
33	GOM_NL__2PRFIN20100622_024133_000000372090_00304_43444_6329.N1	22-JUN-2010 02:41:33	Bright	36.500	133	40Zet Her	2.8070	6000.0	73	43444	No
34	GOM_NL__2PRFIN20100622_024616_000000462090_00304_43444_6330.N1	22-JUN-2010 02:46:16	Bright	45.500	5	3Alp Lyr	0.033000	11000.	91	43444	No
35	GOM_NL__2PRFIN20100622_024804_000000372090_00304_43444_6331.N1	22-JUN-2010 02:48:04	Bright	36.500	130	23Bet Dra	2.7990	5800.0	73	43444	No
36	GOM_NL__2PRFIN20100622_025758_000000442090_00304_43444_6332.N1	22-JUN-2010 02:57:58	Bright	44.000	89	5Alp Cep	2.4510	8000.0	88	43444	No
37	GOM_NL__2PRFIN20100622_030451_000000452090_00304_43444_6333.N1	22-JUN-2010 03:04:51	Bright	45.000	74	11Bet Cas	2.2680	6600.0	90	43444	No
38	GOM_NL__2PRFIN20100622_030621_000000462090_00304_43444_6334.N1	22-JUN-2010 03:06:21	Bright	45.500	68	18Alp Cas	2.2250	4500.0	91	43444	No
39	GOM_NL__2PRFIN20100622_030830_000000542090_00304_43444_6335.N1	22-JUN-2010 03:08:30	Bright	54.000	160	23Gam Per	2.9300	4700.0	108	43444	No
40	GOM_NL__2PRFIN20100622_031156_000000442090_00304_43444_6336.N1	22-JUN-2010 03:11:56	Bright	44.000	73	57Gam1And	2.2600	13100.	88	43444	No
41	GOM_NL__2PRFIN20100622_031419_000000442090_00304_43444_6337.N1	22-JUN-2010 03:14:19	Twilight	43.500	173	4Bet Tri	3.0040	8900.0	87	43444	No
42	GOM_NL__2PRFIN20100622_031807_000000472090_00304_43444_6338.N1	22-JUN-2010 03:18:07	Twilight	47.000	50	13Alp Ari	2.0070	4250.0	94	43444	No

43	GOM_NL__2PRFIN20100622_033509_000000452090_00304_43444_6339.N1	22-JUN-2010 03:35:09	Dark	45.000	52	16Bet Cet	2.0370	4500.0	90	43444	No
44	GOM_NL__2PRFIN20100622_034054_000000452090_00304_43444_6340.N1	22-JUN-2010 03:40:54	Dark	44.500	84	Alp Phe	2.3970	4500.0	89	43444	No
45	GOM_NL__2PRFIN20100622_034720_000000532090_00305_43445_6320.N1	22-JUN-2010 03:47:20	Dark	53.000	63	Bet Gru	2.1500	2800.0	106	43445	No
46	GOM_NL__2PRFIN20100622_034922_000000492090_00305_43445_6321.N1	22-JUN-2010 03:49:22	Straylight	49.000	31	Alp Gru	1.7340	15200.	98	43445	No
47	GOM_NL__2PRFIN20100622_035238_000000412090_00305_43445_6322.N1	22-JUN-2010 03:52:38	Straylight	40.500	45	Alp Pav	1.9400	26000.	81	43445	No
48	GOM_NL__2PRFIN20100622_040157_000000472090_00305_43445_6323.N1	22-JUN-2010 04:01:57	Twi_and_stray	46.500	38	20Eps Sgr	1.8360	11000.	93	43445	No
49	GOM_NL__2PRFIN20100622_040323_000000512090_00305_43445_6324.N1	22-JUN-2010 04:03:23	Twi_and_stray	51.000	116	19Del Sgr	2.7000	4100.0	102	43445	No
50	GOM_NL__2PRFIN20100622_040535_000000432090_00305_43445_6325.N1	22-JUN-2010 04:05:35	Bright	43.000	155	41Pi Sgr	2.9000	6600.0	86	43445	No
51	GOM_NL__2PRFIN20100622_040826_000000392090_00305_43445_6326.N1	22-JUN-2010 04:08:26	Bright	38.500	86	35Eta Oph	2.4300	10200.	77	43445	No
52	GOM_NL__2PRFIN20100622_041433_000000422090_00305_43445_6327.N1	22-JUN-2010 04:14:33	Bright	42.000	126	60Bet Oph	2.7700	4250.0	84	43445	No
53	GOM_NL__2PRFIN20100622_041658_000000422090_00305_43445_6328.N1	22-JUN-2010 04:16:58	Bright	42.000	59	55Alp Oph	2.0800	8900.0	84	43445	No
54	GOM_NL__2PRFIN20100622_042209_000000362090_00305_43445_6329.N1	22-JUN-2010 04:22:09	Bright	35.500	133	40Zet Her	2.8070	6000.0	71	43445	No
55	GOM_NL__2PRFIN20100622_042651_000000532090_00305_43445_6330.N1	22-JUN-2010 04:26:51	Bright	52.500	5	3Alp Lyr	0.033000	11000.	105	43445	No
56	GOM_NL__2PRFIN20100622_042839_000000392090_00305_43445_6331.N1	22-JUN-2010 04:28:39	Bright	39.000	130	23Bet Dra	2.7990	5800.0	78	43445	No
57	GOM_NL__2PRFIN20100622_043834_000000452090_00305_43445_6332.N1	22-JUN-2010 04:38:34	Bright	44.500	89	5Alp Cep	2.4510	8000.0	89	43445	No
58	GOM_NL__2PRFIN20100622_044527_000000452090_00305_43445_6333.N1	22-JUN-2010 04:45:27	Bright	44.500	74	11Bet Cas	2.2680	6600.0	89	43445	No
59	GOM_NL__2PRFIN20100622_044657_000000462090_00305_43445_6334.N1	22-JUN-2010 04:46:57	Bright	46.000	68	18Alp Cas	2.2250	4500.0	92	43445	No
60	GOM_NL__2PRFIN20100622_044906_000000502090_00305_43445_6335.N1	22-JUN-2010 04:49:06	Bright	49.500	160	23Gam Per	2.9300	4700.0	99	43445	No
61	GOM_NL__2PRFIN20100622_045232_000000432090_00305_43445_6336.N1	22-JUN-2010 04:52:32	Bright	43.000	73	57Gam1And	2.2600	13100.	86	43445	No
62	GOM_NL__2PRFIN20100622_045455_000000462090_00305_43445_6337.N1	22-JUN-2010 04:54:55	Twi_and_stray	46.000	173	4Bet Tri	3.0040	8900.0	92	43445	No
63	GOM_NL__2PRFIN20100622_045843_000000512090_00305_43445_6338.N1	22-JUN-2010 04:58:43	Twilight	51.000	50	13Alp Ari	2.0070	4250.0	102	43445	No
64	GOM_NL__2PRFIN20100622_051547_000000452090_00305_43445_6339.N1	22-JUN-2010 05:15:47	Dark	45.000	52	16Bet Cet	2.0370	4500.0	90	43445	No
65	GOM_NL__2PRFIN20100622_052131_000000452090_00305_43445_6340.N1	22-JUN-2010 05:21:31	Dark	44.500	84	Alp Phe	2.3970	4500.0	89	43445	No
66	GOM_NL__2PRFIN20100622_052757_000000542090_00306_43446_6320.N1	22-JUN-2010 05:27:57	Dark	53.500	63	Bet Gru	2.1500	2800.0	107	43446	No
67	GOM_NL__2PRFIN20100622_052959_000000512090_00306_43446_6321.N1	22-JUN-2010 05:29:59	Straylight	51.000	31	Alp Gru	1.7340	15200.	102	43446	No
68	GOM_NL__2PRFIN20100622_053315_000000432090_00306_43446_6322.N1	22-JUN-2010 05:33:15	Straylight	42.500	45	Alp Pav	1.9400	26000.	85	43446	No
69	GOM_NL__2PRFIN20100622_054234_000000462090_00306_43446_6323.N1	22-JUN-2010 05:42:34	Twi_and_stray	46.000	38	20Eps Sgr	1.8360	11000.	92	43446	No
70	GOM_NL__2PRFIN20100622_054400_000000592090_00306_43446_6324.N1	22-JUN-2010 05:44:00	Bright	59.000	116	19Del Sgr	2.7000	4100.0	118	43446	No
71	GOM_NL__2PRFIN20100622_054611_000000492090_00306_43446_6325.N1	22-JUN-2010 05:46:11	Bright	49.000	155	41Pi Sgr	2.9000	6600.0	98	43446	No
72	GOM_NL__2PRFIN20100622_054902_000000382090_00306_43446_6326.N1	22-JUN-2010 05:49:02	Bright	38.000	86	35Eta Oph	2.4300	10200.	76	43446	No
73	GOM_NL__2PRFIN20100622_055509_000000422090_00306_43446_6327.N1	22-JUN-2010 05:55:09	Bright	41.500	126	60Bet Oph	2.7700	4250.0	83	43446	No
74	GOM_NL__2PRFIN20100622_055734_000000392090_00306_43446_6328.N1	22-JUN-2010 05:57:34	Bright	39.000	59	55Alp Oph	2.0800	8900.0	78	43446	No
75	GOM_NL__2PRFIN20100622_060245_000000392090_00306_43446_6329.N1	22-JUN-2010 06:02:45	Bright	39.000	133	40Zet Her	2.8070	6000.0	78	43446	No
76	GOM_NL__2PRFIN20100622_060726_000000512090_00306_43446_6330.N1	22-JUN-2010 06:07:26	Bright	51.000	5	3Alp Lyr	0.033000	11000.	102	43446	No
77	GOM_NL__2PRFIN20100622_060915_000000412090_00306_43446_6331.N1	22-JUN-2010 06:09:15	Bright	40.500	130	23Bet Dra	2.7990	5800.0	81	43446	No
78	GOM_NL__2PRFIN20100622_061909_000000472090_00306_43446_6332.N1	22-JUN-2010 06:19:09	Bright	47.000	89	5Alp Cep	2.4510	8000.0	94	43446	No
79	GOM_NL__2PRFIN20100622_062602_000000482090_00306_43446_6333.N1	22-JUN-2010 06:26:02	Bright	48.000	74	11Bet Cas	2.2680	6600.0	96	43446	No
80	GOM_NL__2PRFIN20100622_062733_000000472090_00306_43446_6334.N1	22-JUN-2010 06:27:33	Bright	47.000	68	18Alp Cas	2.2250	4500.0	94	43446	No
81	GOM_NL__2PRFIN20100622_062942_000000392090_00306_43446_6335.N1	22-JUN-2010 06:29:42	Bright	38.500	160	23Gam Per	2.9300	4700.0	77	43446	No
82	GOM_NL__2PRFIN20100622_063308_000000392090_00306_43446_6336.N1	22-JUN-2010 06:33:08	Bright	38.500	73	57Gam1And	2.2600	13100.	77	43446	No
83	GOM_NL__2PRFIN20100622_063531_000000452090_00306_43446_6337.N1	22-JUN-2010 06:35:31	Twi_and_stray	45.000	173	4Bet Tri	3.0040	8900.0	90	43446	No
84	GOM_NL__2PRFIN20100622_063919_000000522090_00306_43446_6338.N1	22-JUN-2010 06:39:19	Twilight	51.500	50	13Alp Ari	2.0070	4250.0	103	43446	No
85	GOM_NL__2PRFIN20100622_065624_000000392090_00306_43446_6339.N1	22-JUN-2010 06:56:24	Dark	39.000	52	16Bet Cet	2.0370	4500.0	78	43446	No
86	GOM_NL__2PRFIN20100622_070208_000000582090_00306_43446_6340.N1	22-JUN-2010 07:02:08	Dark	57.500	84	Alp Phe	2.3970	4500.0	115	43446	No
87	GOM_NL__2PRFIN20100622_070834_000000602090_00307_43447_6320.N1	22-JUN-2010 07:08:34	Dark	59.500	63	Bet Gru	2.1500	2800.0	119	43447	No
88	GOM_NL__2PRFIN20100622_071036_000000502090_00307_43447_6321.N1	22-JUN-2010 07:10:36	Straylight	50.000	31	Alp Gru	1.7340	15200.	100	43447	No
89	GOM_NL__2PRFIN20100622_071352_000000412090_00307_43447_6322.N1	22-JUN-2010 07:13:52	Straylight	41.000	45	Alp Pav	1.9400	26000.	82	43447	No
90	GOM_NL__2PRFIN20100622_072310_000000472090_00307_43447_6323.N1	22-JUN-2010 07:23:10	Twi_and_stray	47.000	38	20Eps Sgr	1.8360	11000.	94	43447	No
91	GOM_NL__2PRFIN20100622_072436_000000542090_00307_43447_6324.N1	22-JUN-2010 07:24:36	Bright	53.500	116	19Del Sgr	2.7000	4100.0	107	43447	No
92	GOM_NL__2PRFIN20100622_072647_000000492090_00307_43447_6325.N1	22-JUN-2010 07:26:47	Bright	49.000	155	41Pi Sgr	2.9000	6600.0	98	43447	No
93	GOM_NL__2PRFIN20100622_072938_000000392090_00307_43447_6326.N1	22-JUN-2010 07:29:38	Bright	39.000	86	35Eta Oph	2.4300	10200.	78	43447	No
94	GOM_NL__2PRFIN20100622_073545_000000422090_00307_43447_6327.N1	22-JUN-2010 07:35:45	Bright	41.500	126	60Bet Oph	2.7700	4250.0	83	43447	No
95	GOM_NL__2PRFIN20100622_073810_000000402090_00307_43447_6328.N1	22-JUN-2010 07:38:10	Bright	40.000	59	55Alp Oph	2.0800	8900.0	80	43447	No
96	GOM_NL__2PRFIN20100622_074321_000000382090_00307_43447_6329.N1	22-JUN-2010 07:43:21	Bright	37.500	133	40Zet Her	2.8070	6000.0	75	43447	No
97	GOM_NL__2PRFIN20100622_074801_000000522090_00307_43447_6330.N1	22-JUN-2010 07:48:01	Bright	51.500	5	3Alp Lyr	0.033000	11000.	103	43447	No
98	GOM_NL__2PRFIN20100622_074951_000000402090_00307_43447_6331.N1	22-JUN-2010 07:49:51	Bright	40.000	130	23Bet Dra	2.7990	5800.0	80	43447	No
99	GOM_NL__2PRFIN20100622_075945_000000462090_00307_43447_6332.N1	22-JUN-2010 07:59:45	Bright	46.000	89	5Alp Cep	2.4510	8000.0	92	43447	No
100	GOM_NL__2PRFIN20100622_080637_000000442090_00307_43447_6333.N1	22-JUN-2010 08:06:37	Bright	44.000	74	11Bet Cas	2.2680	6600.0	88	43447	No
101	GOM_NL__2PRFIN20100622_080808_000000442090_00307_43447_6334.N1	22-JUN-2010 08:08:08	Bright	43.500	68	18Alp Cas	2.2250	4500.0	87	43447	No

102	GOM_NL__2PRFIN20100622_081018_000000352090_00307_43447_6335.N1	22-JUN-2010 08:10:18	Bright	34.500	160	23Gam Per	2.9300	4700.0	69	43447	No
103	GOM_NL__2PRFIN20100622_081344_000000462090_00307_43447_6336.N1	22-JUN-2010 08:13:44	Bright	45.500	73	57Gam1And	2.2600	13100.	91	43447	No
104	GOM_NL__2PRFIN20100622_081607_000000462090_00307_43447_6337.N1	22-JUN-2010 08:16:07	Twilight	46.000	173	4Bet Tri	3.0040	8900.0	92	43447	No
105	GOM_NL__2PRFIN20100622_081955_000000512090_00307_43447_6338.N1	22-JUN-2010 08:19:55	Twilight	50.500	50	13Alp Ari	2.0070	4250.0	101	43447	No
106	GOM_NL__2PRFIN20100622_083701_000000392090_00307_43447_6339.N1	22-JUN-2010 08:37:01	Dark	39.000	52	16Bet Cet	2.0370	4500.0	78	43447	No
107	GOM_NL__2PRFIN20100622_084245_000000532090_00307_43447_6340.N1	22-JUN-2010 08:42:45	Dark	52.500	84	Alp Phe	2.3970	4500.0	105	43447	No
108	GOM_NL__2PRFIN20100622_084911_000000532090_00308_43448_6320.N1	22-JUN-2010 08:49:11	Dark	53.000	63	Bet Gru	2.1500	2800.0	106	43448	No
109	GOM_NL__2PRFIN20100622_085113_000000532090_00308_43448_6321.N1	22-JUN-2010 08:51:13	Straylight	52.500	31	Alp Gru	1.7340	15200.	105	43448	No
110	GOM_NL__2PRFIN20100622_085428_000000442090_00308_43448_6322.N1	22-JUN-2010 08:54:28	Straylight	44.000	45	Alp Pav	1.9400	26000.	88	43448	No
111	GOM_NL__2PRFIN20100622_090346_000000442090_00308_43448_6323.N1	22-JUN-2010 09:03:46	Twilight	43.500	38	20Eps Sgr	1.8360	11000.	87	43448	No
112	GOM_NL__2PRFIN20100622_090512_000000462090_00308_43448_6324.N1	22-JUN-2010 09:05:12	Twilight	46.000	116	19Del Sgr	2.7000	4100.0	92	43448	No
113	GOM_NL__2PRFIN20100622_090723_000000522090_00308_43448_6325.N1	22-JUN-2010 09:07:23	Bright	52.000	155	41Pi Sgr	2.9000	6600.0	104	43448	No
114	GOM_NL__2PRFIN20100622_091014_000000382090_00308_43448_6326.N1	22-JUN-2010 09:10:14	Bright	37.500	86	35Eta Oph	2.4300	10200.	75	43448	No
115	GOM_NL__2PRFIN20100622_091620_000000422090_00308_43448_6327.N1	22-JUN-2010 09:16:20	Bright	41.500	126	60Bet Oph	2.7700	4250.0	83	43448	No
116	GOM_NL__2PRFIN20100622_091846_000000392090_00308_43448_6328.N1	22-JUN-2010 09:18:46	Bright	39.000	59	55Alp Oph	2.0800	8900.0	78	43448	No
117	GOM_NL__2PRFIN20100622_092357_000000382090_00308_43448_6329.N1	22-JUN-2010 09:23:57	Bright	38.000	133	40Zet Her	2.8070	6000.0	76	43448	No
118	GOM_NL__2PRFIN20100622_092837_000000532090_00308_43448_6330.N1	22-JUN-2010 09:28:37	Bright	53.000	5	3Alp Lyr	0.033000	11000.	106	43448	No
119	GOM_NL__2PRFIN20100622_093027_000000392090_00308_43448_6331.N1	22-JUN-2010 09:30:27	Bright	39.000	130	23Bet Dra	2.7990	5800.0	78	43448	No
120	GOM_NL__2PRFIN20100622_094019_000000692090_00308_43448_6332.N1	22-JUN-2010 09:40:19	Bright	69.000	89	5Alp Cep	2.4510	8000.0	138	43448	No
121	GOM_NL__2PRFIN20100622_094713_000000482090_00308_43448_6333.N1	22-JUN-2010 09:47:13	Bright	47.500	74	11Bet Cas	2.2680	6600.0	95	43448	No
122	GOM_NL__2PRFIN20100622_094844_000000442090_00308_43448_6334.N1	22-JUN-2010 09:48:44	Bright	43.500	68	18Alp Cas	2.2250	4500.0	87	43448	No
123	GOM_NL__2PRFIN20100622_095054_000000432090_00308_43448_6335.N1	22-JUN-2010 09:50:54	Bright	42.500	160	23Gam Per	2.9300	4700.0	85	43448	No
124	GOM_NL__2PRFIN20100622_095420_000000452090_00308_43448_6336.N1	22-JUN-2010 09:54:20	Bright	44.500	73	57Gam1And	2.2600	13100.	89	43448	No
125	GOM_NL__2PRFIN20100622_095643_000000452090_00308_43448_6337.N1	22-JUN-2010 09:56:43	Twilight	45.000	173	4Bet Tri	3.0040	8900.0	90	43448	No
126	GOM_NL__2PRFIN20100622_100032_000000542090_00308_43448_6338.N1	22-JUN-2010 10:00:32	Twilight	54.000	50	13Alp Ari	2.0070	4250.0	108	43448	No
127	GOM_NL__2PRFIN20100622_101738_000000322090_00308_43448_6339.N1	22-JUN-2010 10:17:38	Dark	32.000	52	16Bet Cet	2.0370	4500.0	64	43448	No
128	GOM_NL__2PRFIN20100622_102322_000000462090_00308_43448_6340.N1	22-JUN-2010 10:23:22	Dark	45.500	84	Alp Phe	2.3970	4500.0	91	43448	No
129	GOM_NL__2PRFIN20100622_102948_000000502090_00309_43449_6320.N1	22-JUN-2010 10:29:48	Dark	49.500	63	Bet Gru	2.1500	2800.0	99	43449	No
130	GOM_NL__2PRFIN20100622_103150_000000502090_00309_43449_6321.N1	22-JUN-2010 10:31:50	Straylight	49.500	31	Alp Gru	1.7340	15200.	99	43449	No
131	GOM_NL__2PRFIN20100622_103504_000000452090_00309_43449_6322.N1	22-JUN-2010 10:35:04	Straylight	44.500	45	Alp Pav	1.9400	26000.	89	43449	No
132	GOM_NL__2PRFIN20100622_104422_000000482090_00309_43449_6323.N1	22-JUN-2010 10:44:22	Twilight	48.000	38	20Eps Sgr	1.8360	11000.	96	43449	No
133	GOM_NL__2PRFIN20100622_104548_000000512090_00309_43449_6324.N1	22-JUN-2010 10:45:48	Twilight	50.500	116	19Del Sgr	2.7000	4100.0	101	43449	No
134	GOM_NL__2PRFIN20100622_104759_000000522090_00309_43449_6325.N1	22-JUN-2010 10:47:59	Bright	52.000	155	41Pi Sgr	2.9000	6600.0	104	43449	No
135	GOM_NL__2PRFIN20100622_105050_000000382090_00309_43449_6326.N1	22-JUN-2010 10:50:50	Bright	38.000	86	35Eta Oph	2.4300	10200.	76	43449	No
136	GOM_NL__2PRFIN20100622_105656_000000402090_00309_43449_6327.N1	22-JUN-2010 10:56:56	Bright	40.000	126	60Bet Oph	2.7700	4250.0	80	43449	No
137	GOM_NL__2PRFIN20100622_105921_000000402090_00309_43449_6328.N1	22-JUN-2010 10:59:21	Bright	39.500	59	55Alp Oph	2.0800	8900.0	79	43449	No
138	GOM_NL__2PRFIN20100622_110433_000000372090_00309_43449_6329.N1	22-JUN-2010 11:04:33	Bright	36.500	133	40Zet Her	2.8070	6000.0	73	43449	No
139	GOM_NL__2PRFIN20100622_110912_000000522090_00309_43449_6330.N1	22-JUN-2010 11:09:12	Bright	52.000	5	3Alp Lyr	0.033000	11000.	104	43449	No
140	GOM_NL__2PRFIN20100622_111102_000000422090_00309_43449_6331.N1	22-JUN-2010 11:11:02	Bright	41.500	130	23Bet Dra	2.7990	5800.0	83	43449	No
141	GOM_NL__2PRFIN20100622_112055_000000462090_00309_43449_6332.N1	22-JUN-2010 11:20:55	Bright	45.500	89	5Alp Cep	2.4510	8000.0	91	43449	No
142	GOM_NL__2PRFIN20100622_112749_000000452090_00309_43449_6333.N1	22-JUN-2010 11:27:49	Bright	45.000	74	11Bet Cas	2.2680	6600.0	90	43449	No
143	GOM_NL__2PRFIN20100622_112920_000000462090_00309_43449_6334.N1	22-JUN-2010 11:29:20	Bright	46.000	68	18Alp Cas	2.2250	4500.0	92	43449	No
144	GOM_NL__2PRFIN20100622_113130_000000372090_00309_43449_6335.N1	22-JUN-2010 11:31:30	Bright	37.000	160	23Gam Per	2.9300	4700.0	74	43449	No
145	GOM_NL__2PRFIN20100622_113456_000000462090_00309_43449_6336.N1	22-JUN-2010 11:34:56	Bright	45.500	73	57Gam1And	2.2600	13100.	91	43449	No
146	GOM_NL__2PRFIN20100622_113719_000000482090_00309_43449_6337.N1	22-JUN-2010 11:37:19	Twilight	48.000	173	4Bet Tri	3.0040	8900.0	96	43449	No
147	GOM_NL__2PRFIN20100622_114108_000000522090_00309_43449_6338.N1	22-JUN-2010 11:41:08	Twilight	52.000	50	13Alp Ari	2.0070	4250.0	104	43449	No
148	GOM_NL__2PRFIN20100622_115815_000000322090_00309_43449_6339.N1	22-JUN-2010 11:58:15	Dark	32.000	52	16Bet Cet	2.0370	4500.0	64	43449	No
149	GOM_NL__2PRFIN20100622_120358_000000572090_00309_43449_6340.N1	22-JUN-2010 12:03:58	Dark	57.000	84	Alp Phe	2.3970	4500.0	114	43449	No
150	GOM_NL__2PRFIN20100622_121025_000000502090_00310_43450_6320.N1	22-JUN-2010 12:10:25	Dark	49.500	63	Bet Gru	2.1500	2800.0	99	43450	No
151	GOM_NL__2PRFIN20100622_121227_000000512090_00310_43450_6321.N1	22-JUN-2010 12:12:27	Straylight	50.500	31	Alp Gru	1.7340	15200.	101	43450	No
152	GOM_NL__2PRFIN20100622_121541_000000462090_00310_43450_6322.N1	22-JUN-2010 12:15:41	Straylight	45.500	45	Alp Pav	1.9400	26000.	91	43450	No
153	GOM_NL__2PRFIN20100622_122459_000000452090_00310_43450_6323.N1	22-JUN-2010 12:24:59	Twilight	44.500	38	20Eps Sgr	1.8360	11000.	89	43450	No
154	GOM_NL__2PRFIN20100622_122624_000000512090_00310_43450_6324.N1	22-JUN-2010 12:26:24	Bright	50.500	116	19Del Sgr	2.7000	4100.0	101	43450	No
155	GOM_NL__2PRFIN20100622_122836_000000512090_00310_43450_6325.N1	22-JUN-2010 12:28:36	Bright	51.000	155	41Pi Sgr	2.9000	6600.0	102	43450	No
156	GOM_NL__2PRFIN20100622_123126_000000382090_00310_43450_6326.N1	22-JUN-2010 12:31:26	Bright	38.000	86	35Eta Oph	2.4300	10200.	76	43450	No
157	GOM_NL__2PRFIN20100622_123732_000000412090_00310_43450_6327.N1	22-JUN-2010 12:37:32	Bright	40.500	126	60Bet Oph	2.7700	4250.0	81	43450	No
158	GOM_NL__2PRFIN20100622_123957_000000402090_00310_43450_6328.N1	22-JUN-2010 12:39:57	Bright	39.500	59	55Alp Oph	2.0800	8900.0	79	43450	No
159	GOM_NL__2PRFIN20100622_124509_000000532090_00310_43450_6329.N1	22-JUN-2010 12:45:09	Bright	53.000	133	40Zet Her	2.8070	6000.0	106	43450	No
160	GOM_NL__2PRFIN20100622_124947_000000532090_00310_43450_6330.N1	22-JUN-2010 12:49:47	Bright	52.500	5	3Alp Lyr	0.033000	11000.	105	43450	No

161	GOM_NL__2PRFIN20100622_125137_000000412090_00310_43450_6331.N1	22-JUN-2010 12:51:37	Bright	40.500	130	23Bet Dra	2.7990	5800.0	81	43450	No
162	GOM_NL__2PRFIN20100622_130130_000000482090_00310_43450_6332.N1	22-JUN-2010 13:01:30	Bright	47.500	89	5Alp Cep	2.4510	8000.0	95	43450	No
163	GOM_NL__2PRFIN20100622_130824_000000462090_00310_43450_6333.N1	22-JUN-2010 13:08:24	Bright	46.000	74	11Bet Cas	2.2680	6600.0	92	43450	No
164	GOM_NL__2PRFIN20100622_130955_000000542090_00310_43450_6334.N1	22-JUN-2010 13:09:55	Bright	53.500	68	18Alp Cas	2.2250	4500.0	107	43450	No
165	GOM_NL__2PRFIN20100622_131206_000000382090_00310_43450_6335.N1	22-JUN-2010 13:12:06	Bright	38.000	160	23Gam Per	2.9300	4700.0	76	43450	No
166	GOM_NL__2PRFIN20100622_131532_000000452090_00310_43450_6336.N1	22-JUN-2010 13:15:32	Bright	44.500	73	57Gam1And	2.2600	13100.	89	43450	No
167	GOM_NL__2PRFIN20100622_131755_000000462090_00310_43450_6337.N1	22-JUN-2010 13:17:55	Twilight	46.000	173	4Bet Tri	3.0040	8900.0	92	43450	No
168	GOM_NL__2PRFIN20100622_132144_000000512090_00310_43450_6338.N1	22-JUN-2010 13:21:44	Twilight	51.000	50	13Alp Ari	2.0070	4250.0	102	43450	No
169	GOM_NL__2PRFIN20100622_132633_000000532090_00310_43450_6339.N1	22-JUN-2010 13:26:33	Dark	52.500	94	92Alp Cet	2.5260	3100.0	105	43450	No
170	GOM_NL__2PRFIN20100622_133853_000000262090_00310_43450_6340.N1	22-JUN-2010 13:38:53	Dark	26.000	52	16Bet Cet	2.0370	4500.0	52	43450	No
171	GOM_NL__2PRFIN20100622_135101_000000492090_00311_43451_6320.N1	22-JUN-2010 13:51:01	Dark	49.000	63	Bet Gru	2.1500	2800.0	98	43451	No
172	GOM_NL__2PRFIN20100622_135304_000000522090_00311_43451_6321.N1	22-JUN-2010 13:53:04	Straylight	52.000	31	Alp Gru	1.7340	15200.	104	43451	No
173	GOM_NL__2PRFIN20100622_135617_000000422090_00311_43451_6322.N1	22-JUN-2010 13:56:17	Straylight	41.500	45	Alp Pav	1.9400	26000.	83	43451	No
174	GOM_NL__2PRFIN20100622_140535_000000462090_00311_43451_6323.N1	22-JUN-2010 14:05:35	Twilight	46.000	38	20Eps Sgr	1.8360	11000.	92	43451	No
175	GOM_NL__2PRFIN20100622_140700_000000492090_00311_43451_6324.N1	22-JUN-2010 14:07:00	Twilight	49.000	116	19Del Sgr	2.7000	4100.0	98	43451	No
176	GOM_NL__2PRFIN20100622_140911_000000522090_00311_43451_6325.N1	22-JUN-2010 14:09:11	Bright	51.500	155	41Pi Sgr	2.9000	6600.0	103	43451	No
177	GOM_NL__2PRFIN20100622_141202_000000372090_00311_43451_6326.N1	22-JUN-2010 14:12:02	Bright	36.500	86	35Eta Oph	2.4300	10200.	73	43451	No
178	GOM_NL__2PRFIN20100622_141807_000000432090_00311_43451_6327.N1	22-JUN-2010 14:18:07	Bright	43.000	126	60Bet Oph	2.7700	4250.0	86	43451	No
179	GOM_NL__2PRFIN20100622_142033_000000402090_00311_43451_6328.N1	22-JUN-2010 14:20:33	Bright	40.000	59	55Alp Oph	2.0800	8900.0	80	43451	No
180	GOM_NL__2PRFIN20100622_142545_000000372090_00311_43451_6329.N1	22-JUN-2010 14:25:45	Bright	37.000	133	40Zet Her	2.8070	6000.0	74	43451	No
181	GOM_NL__2PRFIN20100622_143022_000000512090_00311_43451_6330.N1	22-JUN-2010 14:30:22	Bright	51.000	5	3Alp Lyr	0.033000	11000.	102	43451	No
182	GOM_NL__2PRFIN20100622_143213_000000392090_00311_43451_6331.N1	22-JUN-2010 14:32:13	Bright	38.500	130	23Bet Dra	2.7990	5800.0	77	43451	No
183	GOM_NL__2PRFIN20100622_144205_000000462090_00311_43451_6332.N1	22-JUN-2010 14:42:05	Bright	46.000	89	5Alp Cep	2.4510	8000.0	92	43451	No
184	GOM_NL__2PRFIN20100622_144900_000000672090_00311_43451_6333.N1	22-JUN-2010 14:49:00	Bright	67.000	74	11Bet Cas	2.2680	6600.0	134	43451	No
185	GOM_NL__2PRFIN20100622_145031_000000452090_00311_43451_6334.N1	22-JUN-2010 14:50:31	Bright	44.500	68	18Alp Cas	2.2250	4500.0	89	43451	No
186	GOM_NL__2PRFIN20100622_145242_000000362090_00311_43451_6335.N1	22-JUN-2010 14:52:42	Bright	35.500	160	23Gam Per	2.9300	4700.0	71	43451	No
187	GOM_NL__2PRFIN20100622_145608_000000462090_00311_43451_6336.N1	22-JUN-2010 14:56:08	Bright	45.500	73	57Gam1And	2.2600	13100.	91	43451	No
188	GOM_NL__2PRFIN20100622_145831_000000442090_00311_43451_6337.N1	22-JUN-2010 14:58:31	Twilight	43.500	173	4Bet Tri	3.0040	8900.0	87	43451	No
189	GOM_NL__2PRFIN20100622_150220_000000522090_00311_43451_6338.N1	22-JUN-2010 15:02:20	Twilight	51.500	50	13Alp Ari	2.0070	4250.0	103	43451	No
190	GOM_NL__2PRFIN20100622_150709_000000482090_00311_43451_6339.N1	22-JUN-2010 15:07:09	Dark	48.000	94	92Alp Cet	2.5260	3100.0	96	43451	No
191	GOM_NL__2PRFIN20100622_151930_000000262090_00311_43451_6340.N1	22-JUN-2010 15:19:30	Dark	26.000	52	16Bet Cet	2.0370	4500.0	52	43451	No
192	GOM_NL__2PRFIN20100622_153138_000000512090_00312_43452_6320.N1	22-JUN-2010 15:31:38	Dark	51.000	63	Bet Gru	2.1500	2800.0	102	43452	No
193	GOM_NL__2PRFIN20100622_153341_000000502090_00312_43452_6321.N1	22-JUN-2010 15:33:41	Straylight	49.500	31	Alp Gru	1.7340	15200.	99	43452	No
194	GOM_NL__2PRFIN20100622_153654_000000422090_00312_43452_6322.N1	22-JUN-2010 15:36:54	Straylight	41.500	45	Alp Pav	1.9400	26000.	83	43452	No
195	GOM_NL__2PRFIN20100622_154611_000000462090_00312_43452_6323.N1	22-JUN-2010 15:46:11	Twilight	45.500	38	20Eps Sgr	1.8360	11000.	91	43452	No
196	GOM_NL__2PRFIN20100622_154736_000000482090_00312_43452_6324.N1	22-JUN-2010 15:47:36	Twilight	47.500	116	19Del Sgr	2.7000	4100.0	95	43452	No
197	GOM_NL__2PRFIN20100622_154948_000000522090_00312_43452_6325.N1	22-JUN-2010 15:49:48	Bright	52.000	155	41Pi Sgr	2.9000	6600.0	104	43452	No
198	GOM_NL__2PRFIN20100622_155238_000000402090_00312_43452_6326.N1	22-JUN-2010 15:52:38	Bright	39.500	86	35Eta Oph	2.4300	10200.	79	43452	No
199	GOM_NL__2PRFIN20100622_155843_000000412090_00312_43452_6327.N1	22-JUN-2010 15:58:43	Bright	41.000	126	60Bet Oph	2.7700	4250.0	82	43452	No
200	GOM_NL__2PRFIN20100622_160109_000000412090_00312_43452_6328.N1	22-JUN-2010 16:01:09	Bright	40.500	59	55Alp Oph	2.0800	8900.0	81	43452	No
201	GOM_NL__2PRFIN20100622_160620_000000382090_00312_43452_6329.N1	22-JUN-2010 16:06:20	Bright	37.500	133	40Zet Her	2.8070	6000.0	75	43452	No
202	GOM_NL__2PRFIN20100622_161058_000000452090_00312_43452_6330.N1	22-JUN-2010 16:10:58	Bright	45.000	5	3Alp Lyr	0.033000	11000.	90	43452	No
203	GOM_NL__2PRFIN20100622_161249_000000412090_00312_43452_6331.N1	22-JUN-2010 16:12:49	Bright	40.500	130	23Bet Dra	2.7990	5800.0	81	43452	No
204	GOM_NL__2PRFIN20100622_162241_000000462090_00312_43452_6332.N1	22-JUN-2010 16:22:41	Bright	45.500	89	5Alp Cep	2.4510	8000.0	91	43452	No
205	GOM_NL__2PRFIN20100622_162935_000000472090_00312_43452_6333.N1	22-JUN-2010 16:29:35	Bright	46.500	74	11Bet Cas	2.2680	6600.0	93	43452	No
206	GOM_NL__2PRFIN20100622_163106_000000452090_00312_43452_6334.N1	22-JUN-2010 16:31:06	Bright	45.000	68	18Alp Cas	2.2250	4500.0	90	43452	No
207	GOM_NL__2PRFIN20100622_163318_000000542090_00312_43452_6335.N1	22-JUN-2010 16:33:18	Bright	54.000	160	23Gam Per	2.9300	4700.0	108	43452	No
208	GOM_NL__2PRFIN20100622_163644_000000452090_00312_43452_6336.N1	22-JUN-2010 16:36:44	Bright	44.500	73	57Gam1And	2.2600	13100.	89	43452	No
209	GOM_NL__2PRFIN20100622_163907_000000462090_00312_43452_6337.N1	22-JUN-2010 16:39:07	Twilight	45.500	173	4Bet Tri	3.0040	8900.0	91	43452	No
210	GOM_NL__2PRFIN20100622_164256_000000502090_00312_43452_6338.N1	22-JUN-2010 16:42:56	Dark	49.500	50	13Alp Ari	2.0070	4250.0	99	43452	No
211	GOM_NL__2PRFIN20100622_164745_000000512090_00312_43452_6339.N1	22-JUN-2010 16:47:45	Dark	50.500	94	92Alp Cet	2.5260	3100.0	101	43452	No
212	GOM_NL__2PRFIN20100622_170549_000000452090_00312_43452_6340.N1	22-JUN-2010 17:05:49	Dark	45.000	84	Alp Phe	2.3970	4500.0	90	43452	No
213	GOM_NL__2PRFIN20100622_171215_000000522090_00313_43453_6340.N1	22-JUN-2010 17:12:15	Dark	51.500	63	Bet Gru	2.1500	2800.0	103	43453	No
214	GOM_NL__2PRFIN20100622_171418_000000482090_00313_43453_6341.N1	22-JUN-2010 17:14:18	Straylight	48.000	31	Alp Gru	1.7340	15200.	96	43453	No
215	GOM_NL__2PRFIN20100622_171730_000000422090_00313_43453_6342.N1	22-JUN-2010 17:17:30	Straylight	42.000	45	Alp Pav	1.9400	26000.	84	43453	No
216	GOM_NL__2PRFIN20100622_172647_000000472090_00313_43453_6343.N1	22-JUN-2010 17:26:47	Twilight	46.500	38	20Eps Sgr	1.8360	11000.	93	43453	No
217	GOM_NL__2PRFIN20100622_172813_000000492090_00313_43453_6344.N1	22-JUN-2010 17:28:13	Twilight	48.500	116	19Del Sgr	2.7000	4100.0	97	43453	No
218	GOM_NL__2PRFIN20100622_173024_000000522090_00313_43453_6345.N1	22-JUN-2010 17:30:24	Bright	51.500	155	41Pi Sgr	2.9000	6600.0	103	43453	No
219	GOM_NL__2PRFIN20100622_173314_000000392090_00313_43453_6346.N1	22-JUN-2010 17:33:14	Bright	38.500	86	35Eta Oph	2.4300	10200.	77	43453	No

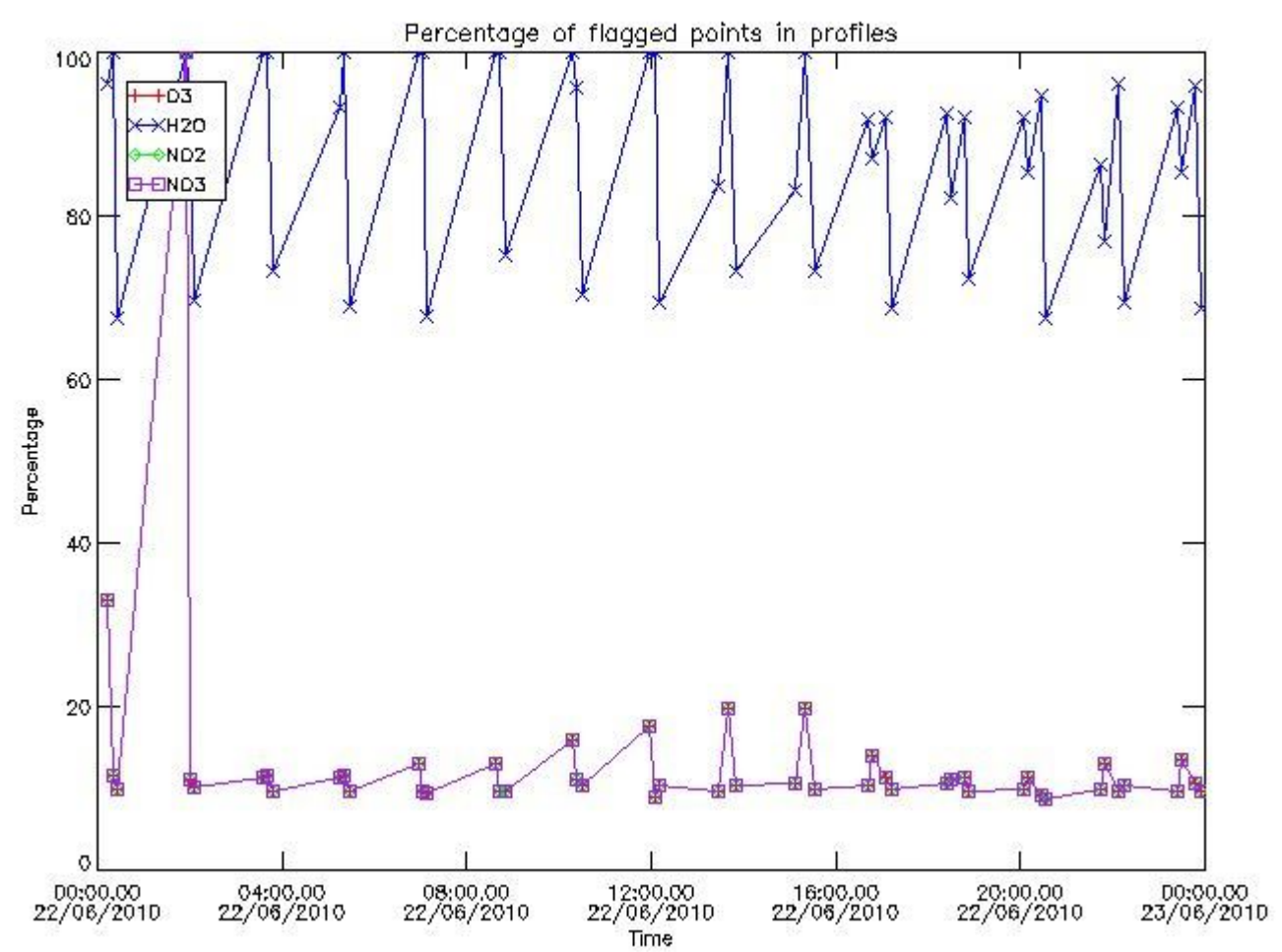
220	GOM_NL__2PRFIN20100622_173919_000000412090_00313_43453_6347.N1	22-JUN-2010 17:39:19	Bright	40.500	126	60Bet Oph	2.7700	4250.0	81	43453	No
221	GOM_NL__2PRFIN20100622_174144_000000412090_00313_43453_6348.N1	22-JUN-2010 17:41:44	Bright	40.500	59	55Alp Oph	2.0800	8900.0	81	43453	No
222	GOM_NL__2PRFIN20100622_174656_000000362090_00313_43453_6349.N1	22-JUN-2010 17:46:56	Bright	35.500	133	40Zet Her	2.8070	6000.0	71	43453	No
223	GOM_NL__2PRFIN20100622_175133_000000522090_00313_43453_6350.N1	22-JUN-2010 17:51:33	Bright	51.500	5	3Alp Lyr	0.033000	11000.	103	43453	No
224	GOM_NL__2PRFIN20100622_175324_000000382090_00313_43453_6351.N1	22-JUN-2010 17:53:24	Bright	37.500	130	23Bet Dra	2.7990	5800.0	75	43453	No
225	GOM_NL__2PRFIN20100622_180316_000000482090_00313_43453_6352.N1	22-JUN-2010 18:03:16	Bright	47.500	89	5Alp Cep	2.4510	8000.0	95	43453	No
226	GOM_NL__2PRFIN20100622_181011_000000672090_00313_43453_6353.N1	22-JUN-2010 18:10:11	Bright	67.000	74	11Bet Cas	2.2680	6600.0	134	43453	No
227	GOM_NL__2PRFIN20100622_181142_000000492090_00313_43453_6354.N1	22-JUN-2010 18:11:42	Bright	48.500	68	18Alp Cas	2.2250	4500.0	97	43453	No
228	GOM_NL__2PRFIN20100622_181354_000000472090_00313_43453_6355.N1	22-JUN-2010 18:13:54	Bright	46.500	160	23Gam Per	2.9300	4700.0	93	43453	No
229	GOM_NL__2PRFIN20100622_181719_000000602090_00313_43453_6356.N1	22-JUN-2010 18:17:19	Bright	60.000	73	57Gam1And	2.2600	13100.	120	43453	No
230	GOM_NL__2PRFIN20100622_181943_000000462090_00313_43453_6357.N1	22-JUN-2010 18:19:43	Tw_i_and_stray	45.500	173	4Bet Tri	3.0040	8900.0	91	43453	No
231	GOM_NL__2PRFIN20100622_182332_000000482090_00313_43453_6358.N1	22-JUN-2010 18:23:32	Dark	48.000	50	13Alp Ari	2.0070	4250.0	96	43453	No
232	GOM_NL__2PRFIN20100622_182822_000000462090_00313_43453_6359.N1	22-JUN-2010 18:28:22	Dark	45.500	94	92Alp Cet	2.5260	3100.0	91	43453	No
233	GOM_NL__2PRFIN20100622_184625_000000452090_00313_43453_6360.N1	22-JUN-2010 18:46:25	Dark	45.000	84	Alp Phe	2.3970	4500.0	90	43453	No
234	GOM_NL__2PRFIN20100622_185252_000000532090_00314_43454_6340.N1	22-JUN-2010 18:52:52	Dark	53.000	63	Bet Gru	2.1500	2800.0	106	43454	No
235	GOM_NL__2PRFIN20100622_185455_000000502090_00314_43454_6341.N1	22-JUN-2010 18:54:55	Straylight	49.500	31	Alp Gru	1.7340	15200.	99	43454	No
236	GOM_NL__2PRFIN20100622_185807_000000422090_00314_43454_6342.N1	22-JUN-2010 18:58:07	Straylight	42.000	45	Alp Pav	1.9400	26000.	84	43454	No
237	GOM_NL__2PRFIN20100622_190724_000000462090_00314_43454_6343.N1	22-JUN-2010 19:07:24	Tw_i_and_stray	45.500	38	20Eps Sgr	1.8360	11000.	91	43454	No
238	GOM_NL__2PRFIN20100622_190849_000000512090_00314_43454_6344.N1	22-JUN-2010 19:08:49	Bright	51.000	116	19Del Sgr	2.7000	4100.0	102	43454	No
239	GOM_NL__2PRFIN20100622_191100_000000522090_00314_43454_6345.N1	22-JUN-2010 19:11:00	Bright	51.500	155	41Pi Sgr	2.9000	6600.0	103	43454	No
240	GOM_NL__2PRFIN20100622_191351_000000382090_00314_43454_6346.N1	22-JUN-2010 19:13:51	Bright	38.000	86	35Eta Oph	2.4300	10200.	76	43454	No
241	GOM_NL__2PRFIN20100622_191955_000000402090_00314_43454_6347.N1	22-JUN-2010 19:19:55	Bright	39.500	126	60Bet Oph	2.7700	4250.0	79	43454	No
242	GOM_NL__2PRFIN20100622_192220_000000412090_00314_43454_6348.N1	22-JUN-2010 19:22:20	Bright	40.500	59	55Alp Oph	2.0800	8900.0	81	43454	No
243	GOM_NL__2PRFIN20100622_192733_000000362090_00314_43454_6349.N1	22-JUN-2010 19:27:33	Bright	36.000	133	40Zet Her	2.8070	6000.0	72	43454	No
244	GOM_NL__2PRFIN20100622_193208_000000512090_00314_43454_6350.N1	22-JUN-2010 19:32:08	Bright	50.500	5	3Alp Lyr	0.033000	11000.	101	43454	No
245	GOM_NL__2PRFIN20100622_193400_000000402090_00314_43454_6351.N1	22-JUN-2010 19:34:00	Bright	39.500	130	23Bet Dra	2.7990	5800.0	79	43454	No
246	GOM_NL__2PRFIN20100622_194351_000000462090_00314_43454_6352.N1	22-JUN-2010 19:43:51	Bright	46.000	89	5Alp Cep	2.4510	8000.0	92	43454	No
247	GOM_NL__2PRFIN20100622_195046_000000462090_00314_43454_6353.N1	22-JUN-2010 19:50:46	Bright	45.500	74	11Bet Cas	2.2680	6600.0	91	43454	No
248	GOM_NL__2PRFIN20100622_195217_000000452090_00314_43454_6354.N1	22-JUN-2010 19:52:17	Bright	44.500	68	18Alp Cas	2.2250	4500.0	89	43454	No
249	GOM_NL__2PRFIN20100622_195430_000000542090_00314_43454_6355.N1	22-JUN-2010 19:54:30	Bright	54.000	160	23Gam Per	2.9300	4700.0	108	43454	No
250	GOM_NL__2PRFIN20100622_195755_000000462090_00314_43454_6356.N1	22-JUN-2010 19:57:55	Bright	45.500	73	57Gam1And	2.2600	13100.	91	43454	No
251	GOM_NL__2PRFIN20100622_200020_000000442090_00314_43454_6357.N1	22-JUN-2010 20:00:20	Tw_i_and_stray	44.000	173	4Bet Tri	3.0040	8900.0	88	43454	No
252	GOM_NL__2PRFIN20100622_200409_000000522090_00314_43454_6358.N1	22-JUN-2010 20:04:09	Dark	51.500	50	13Alp Ari	2.0070	4250.0	103	43454	No
253	GOM_NL__2PRFIN20100622_200858_000000452090_00314_43454_6359.N1	22-JUN-2010 20:08:58	Dark	45.000	94	92Alp Cet	2.5260	3100.0	90	43454	No
254	GOM_NL__2PRFIN20100622_202702_000000562090_00314_43454_6360.N1	22-JUN-2010 20:27:02	Dark	56.000	84	Alp Phe	2.3970	4500.0	112	43454	No
255	GOM_NL__2PRFIN20100622_203329_000000592090_00315_43455_6340.N1	22-JUN-2010 20:33:29	Dark	59.000	63	Bet Gru	2.1500	2800.0	118	43455	No
256	GOM_NL__2PRFIN20100622_203532_000000492090_00315_43455_6341.N1	22-JUN-2010 20:35:32	Straylight	48.500	31	Alp Gru	1.7340	15200.	97	43455	No
257	GOM_NL__2PRFIN20100622_203844_000000402090_00315_43455_6342.N1	22-JUN-2010 20:38:44	Straylight	40.000	45	Alp Pav	1.9400	26000.	80	43455	No
258	GOM_NL__2PRFIN20100622_204800_000000452090_00315_43455_6343.N1	22-JUN-2010 20:48:00	Tw_i_and_stray	44.500	38	20Eps Sgr	1.8360	11000.	89	43455	No
259	GOM_NL__2PRFIN20100622_204926_000000462090_00315_43455_6344.N1	22-JUN-2010 20:49:26	Tw_i_and_stray	46.000	116	19Del Sgr	2.7000	4100.0	92	43455	No
260	GOM_NL__2PRFIN20100622_205136_000000512090_00315_43455_6345.N1	22-JUN-2010 20:51:36	Bright	51.000	155	41Pi Sgr	2.9000	6600.0	102	43455	No
261	GOM_NL__2PRFIN20100622_205426_000000382090_00315_43455_6346.N1	22-JUN-2010 20:54:26	Bright	37.500	86	35Eta Oph	2.4300	10200.	75	43455	No
262	GOM_NL__2PRFIN20100622_210031_000000402090_00315_43455_6347.N1	22-JUN-2010 21:00:31	Bright	40.000	126	60Bet Oph	2.7700	4250.0	80	43455	No
263	GOM_NL__2PRFIN20100622_210256_000000422090_00315_43455_6348.N1	22-JUN-2010 21:02:56	Bright	42.000	59	55Alp Oph	2.0800	8900.0	84	43455	No
264	GOM_NL__2PRFIN20100622_210808_000000362090_00315_43455_6349.N1	22-JUN-2010 21:08:08	Bright	35.500	133	40Zet Her	2.8070	6000.0	71	43455	No
265	GOM_NL__2PRFIN20100622_211243_000000442090_00315_43455_6350.N1	22-JUN-2010 21:12:43	Bright	43.500	5	3Alp Lyr	0.033000	11000.	87	43455	No
266	GOM_NL__2PRFIN20100622_211436_000000412090_00315_43455_6351.N1	22-JUN-2010 21:14:36	Bright	40.500	130	23Bet Dra	2.7990	5800.0	81	43455	No
267	GOM_NL__2PRFIN20100622_212426_000000492090_00315_43455_6352.N1	22-JUN-2010 21:24:26	Bright	48.500	89	5Alp Cep	2.4510	8000.0	97	43455	No
268	GOM_NL__2PRFIN20100622_213122_000000472090_00315_43455_6353.N1	22-JUN-2010 21:31:22	Bright	46.500	74	11Bet Cas	2.2680	6600.0	93	43455	No
269	GOM_NL__2PRFIN20100622_213253_000000492090_00315_43455_6354.N1	22-JUN-2010 21:32:53	Bright	48.500	68	18Alp Cas	2.2250	4500.0	97	43455	No
270	GOM_NL__2PRFIN20100622_213506_000000542090_00315_43455_6355.N1	22-JUN-2010 21:35:06	Bright	54.000	160	23Gam Per	2.9300	4700.0	108	43455	No
271	GOM_NL__2PRFIN20100622_213831_000000552090_00315_43455_6356.N1	22-JUN-2010 21:38:31	Bright	55.000	73	57Gam1And	2.2600	13100.	110	43455	No
272	GOM_NL__2PRFIN20100622_214055_000000432090_00315_43455_6357.N1	22-JUN-2010 21:40:55	Tw_i_and_stray	43.000	173	4Bet Tri	3.0040	8900.0	86	43455	No
273	GOM_NL__2PRFIN20100622_214445_000000512090_00315_43455_6358.N1	22-JUN-2010 21:44:45	Dark	51.000	50	13Alp Ari	2.0070	4250.0	102	43455	No
274	GOM_NL__2PRFIN20100622_214934_000000392090_00315_43455_6359.N1	22-JUN-2010 21:49:34	Dark	39.000	94	92Alp Cet	2.5260	3100.0	78	43455	No
275	GOM_NL__2PRFIN20100622_220739_000000532090_00315_43455_6360.N1	22-JUN-2010 22:07:39	Dark	53.000	84	Alp Phe	2.3970	4500.0	106	43455	No
276	GOM_NL__2PRFIN20100622_221406_000000502090_00316_43456_6340.N1	22-JUN-2010 22:14:06	Dark	49.500	63	Bet Gru	2.1500	2800.0	99	43456	No
277	GOM_NL__2PRFIN20100622_221609_000000502090_00316_43456_6341.N1	22-JUN-2010 22:16:09	Straylight	49.500	31	Alp Gru	1.7340	15200.	99	43456	No
278	GOM_NL__2PRFIN20100622_221920_000000502090_00316_43456_6342.N1	22-JUN-2010 22:19:20	Straylight	50.000	45	Alp Pav	1.9400	26000.	100	43456	No

279	GOM_NL__2PRFIN20100622_222836_000000462090_00316_43456_6343.N1	22-JUN-2010 22:28:36	Twilight	45.500	38	20Eps Sgr	1.8360	11000.	91	43456	No
280	GOM_NL__2PRFIN20100622_223002_000000472090_00316_43456_6344.N1	22-JUN-2010 22:30:02	Bright	47.000	116	19Del Sgr	2.7000	4100.0	94	43456	No
281	GOM_NL__2PRFIN20100622_223213_000000522090_00316_43456_6345.N1	22-JUN-2010 22:32:13	Bright	51.500	155	41Pi Sgr	2.9000	6600.0	103	43456	No
282	GOM_NL__2PRFIN20100622_223503_000000392090_00316_43456_6346.N1	22-JUN-2010 22:35:03	Bright	38.500	86	35Eta Oph	2.4300	10200.	77	43456	No
283	GOM_NL__2PRFIN20100622_224106_000000402090_00316_43456_6347.N1	22-JUN-2010 22:41:06	Bright	40.000	126	60Bet Oph	2.7700	4250.0	80	43456	No
284	GOM_NL__2PRFIN20100622_224331_000000392090_00316_43456_6348.N1	22-JUN-2010 22:43:31	Bright	39.000	59	55Alp Oph	2.0800	8900.0	78	43456	No
285	GOM_NL__2PRFIN20100622_224844_000000372090_00316_43456_6349.N1	22-JUN-2010 22:48:44	Bright	37.000	133	40Zet Her	2.8070	6000.0	74	43456	No
286	GOM_NL__2PRFIN20100622_225318_000000442090_00316_43456_6350.N1	22-JUN-2010 22:53:18	Bright	44.000	5	3Alp Lyr	0.033000	11000.	88	43456	No
287	GOM_NL__2PRFIN20100622_225511_000000362090_00316_43456_6351.N1	22-JUN-2010 22:55:11	Bright	36.000	130	23Bet Dra	2.7990	5800.0	72	43456	No
288	GOM_NL__2PRFIN20100622_230502_000000452090_00316_43456_6352.N1	22-JUN-2010 23:05:02	Bright	44.500	89	5Alp Cep	2.4510	8000.0	89	43456	No
289	GOM_NL__2PRFIN20100622_231157_000000672090_00316_43456_6353.N1	22-JUN-2010 23:11:57	Bright	67.000	74	11Bet Cas	2.2680	6600.0	134	43456	No
290	GOM_NL__2PRFIN20100622_231329_000000652090_00316_43456_6354.N1	22-JUN-2010 23:13:29	Bright	65.000	68	18Alp Cas	2.2250	4500.0	130	43456	No
291	GOM_NL__2PRFIN20100622_231541_000000542090_00316_43456_6355.N1	22-JUN-2010 23:15:41	Bright	54.000	160	23Gam Per	2.9300	4700.0	108	43456	No
292	GOM_NL__2PRFIN20100622_231907_000000462090_00316_43456_6356.N1	22-JUN-2010 23:19:07	Bright	45.500	73	57Gam1And	2.2600	13100.	91	43456	No
293	GOM_NL__2PRFIN20100622_232131_000000472090_00316_43456_6357.N1	22-JUN-2010 23:21:31	Twilight	46.500	173	4Bet Tri	3.0040	8900.0	93	43456	No
294	GOM_NL__2PRFIN20100622_232521_000000532090_00316_43456_6358.N1	22-JUN-2010 23:25:21	Dark	52.500	50	13Alp Ari	2.0070	4250.0	105	43456	No
295	GOM_NL__2PRFIN20100622_233010_000000382090_00316_43456_6359.N1	22-JUN-2010 23:30:10	Dark	38.000	94	92Alp Cet	2.5260	3100.0	76	43456	No
296	GOM_NL__2PRFIN20100622_234816_000000482090_00316_43456_6360.N1	22-JUN-2010 23:48:16	Dark	48.000	84	Alp Phe	2.3970	4500.0	96	43456	No
297	GOM_NL__2PRFIN20100622_235443_000000532090_00317_43457_6340.N1	22-JUN-2010 23:54:43	Dark	53.000	63	Bet Gru	2.1500	2800.0	106	43457	No
298	GOM_NL__2PRFIN20100622_235645_000000512090_00317_43457_6341.N1	22-JUN-2010 23:56:45	Straylight	50.500	31	Alp Gru	1.7340	15200.	101	43457	No
299	GOM_NL__2PRFIN20100622_235956_000000422090_00317_43457_6342.N1	22-JUN-2010 23:59:56	Straylight	41.500	45	Alp Pav	1.9400	26000.	83	43457	No

3. Quality information per product

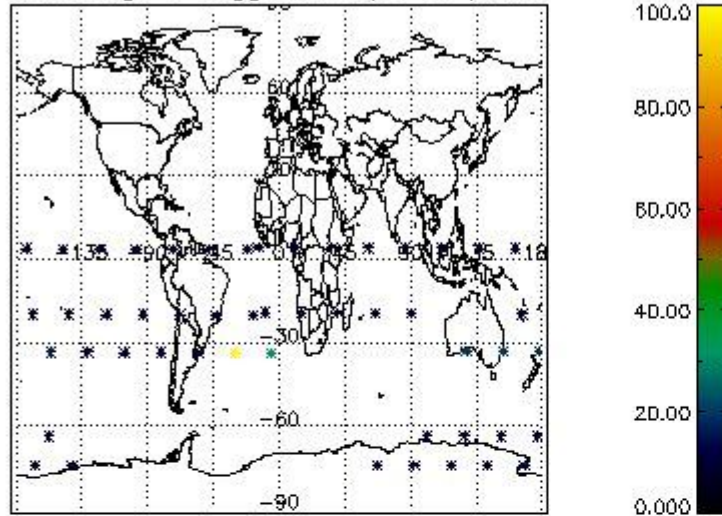
In this section it is plotted some information contained in the Quality Summary data set of the level 2 products. Only products in dark limb conditions and without errors (error flag in the MPH set to "0") are used.

3.1 Plot quality information per product (time dependant)

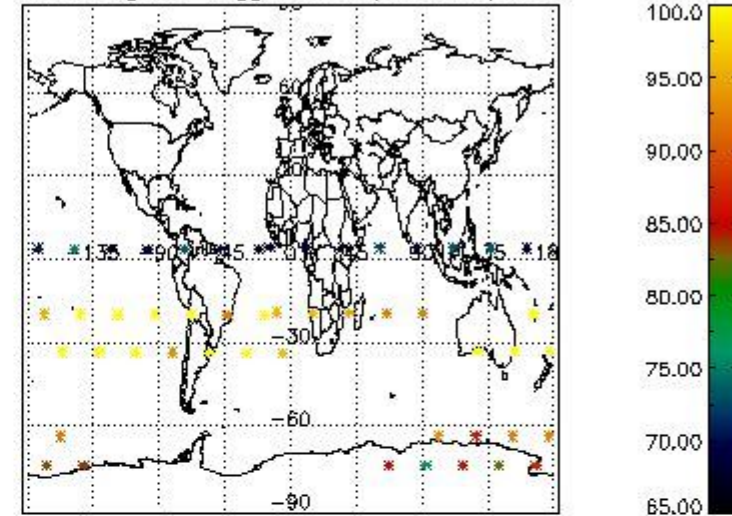


3.2 Plot quality information per product (world map)

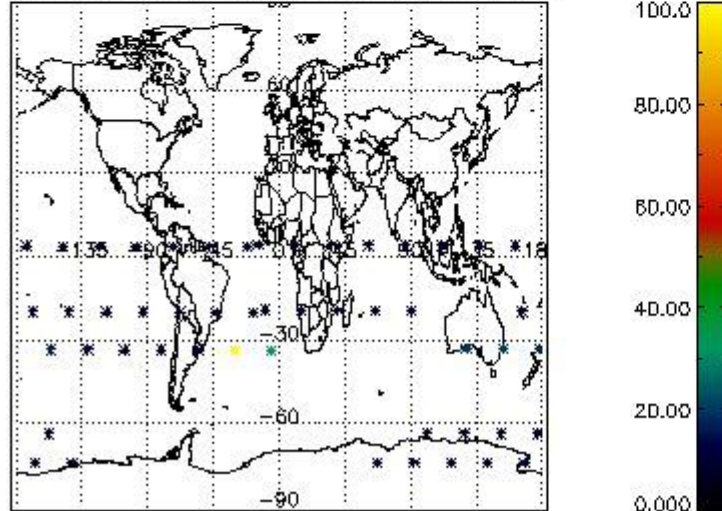
Percentage of flagged data per O3 profile



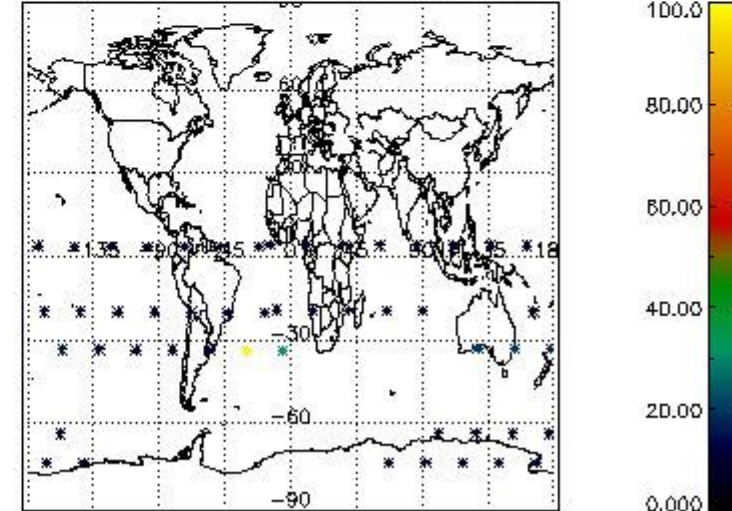
Percentage of flagged data per H2O profile



Percentage of flagged data per NO2 profile



Percentage of flagged data per NO3 profile

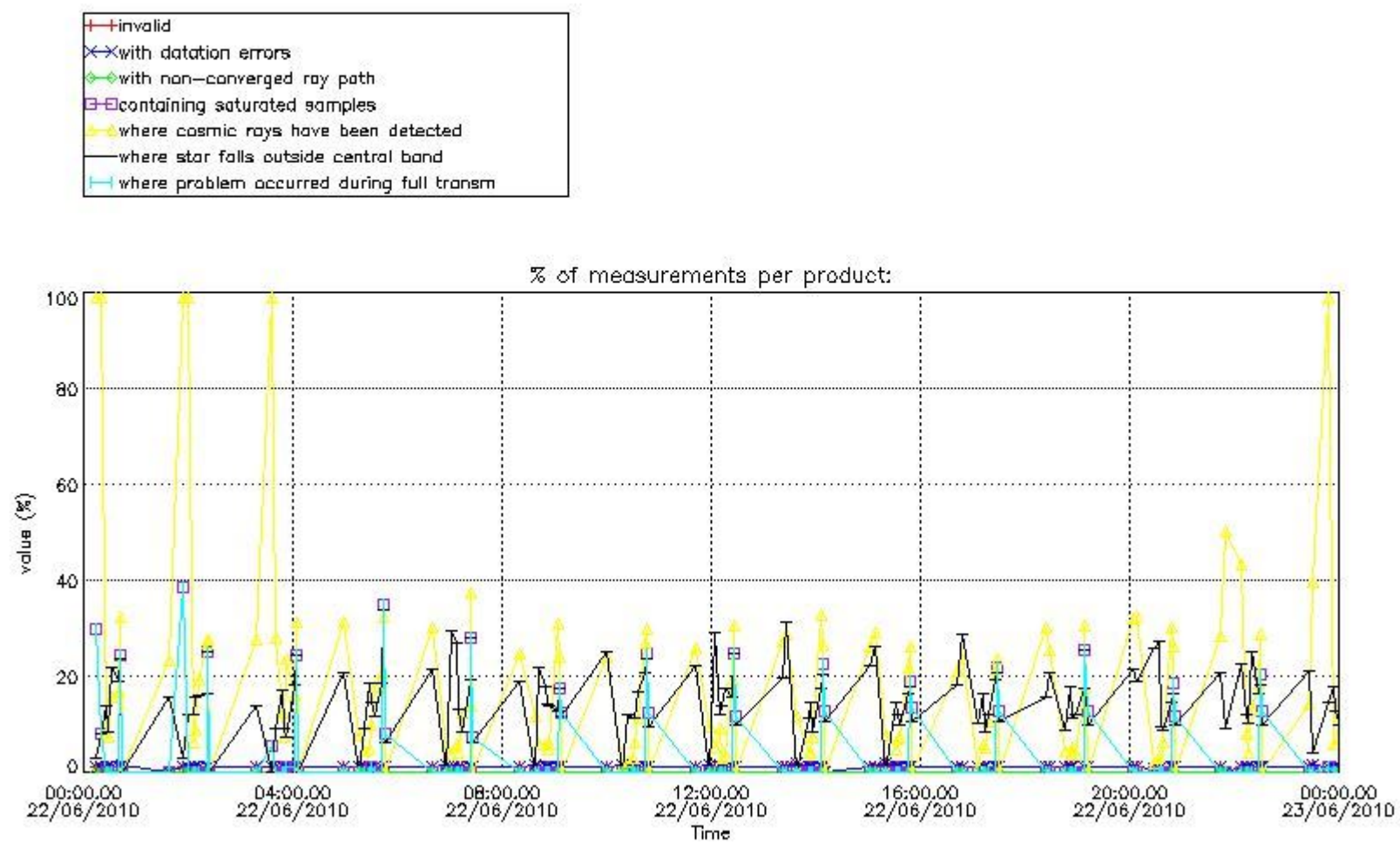


4. Level 1 quality information per product

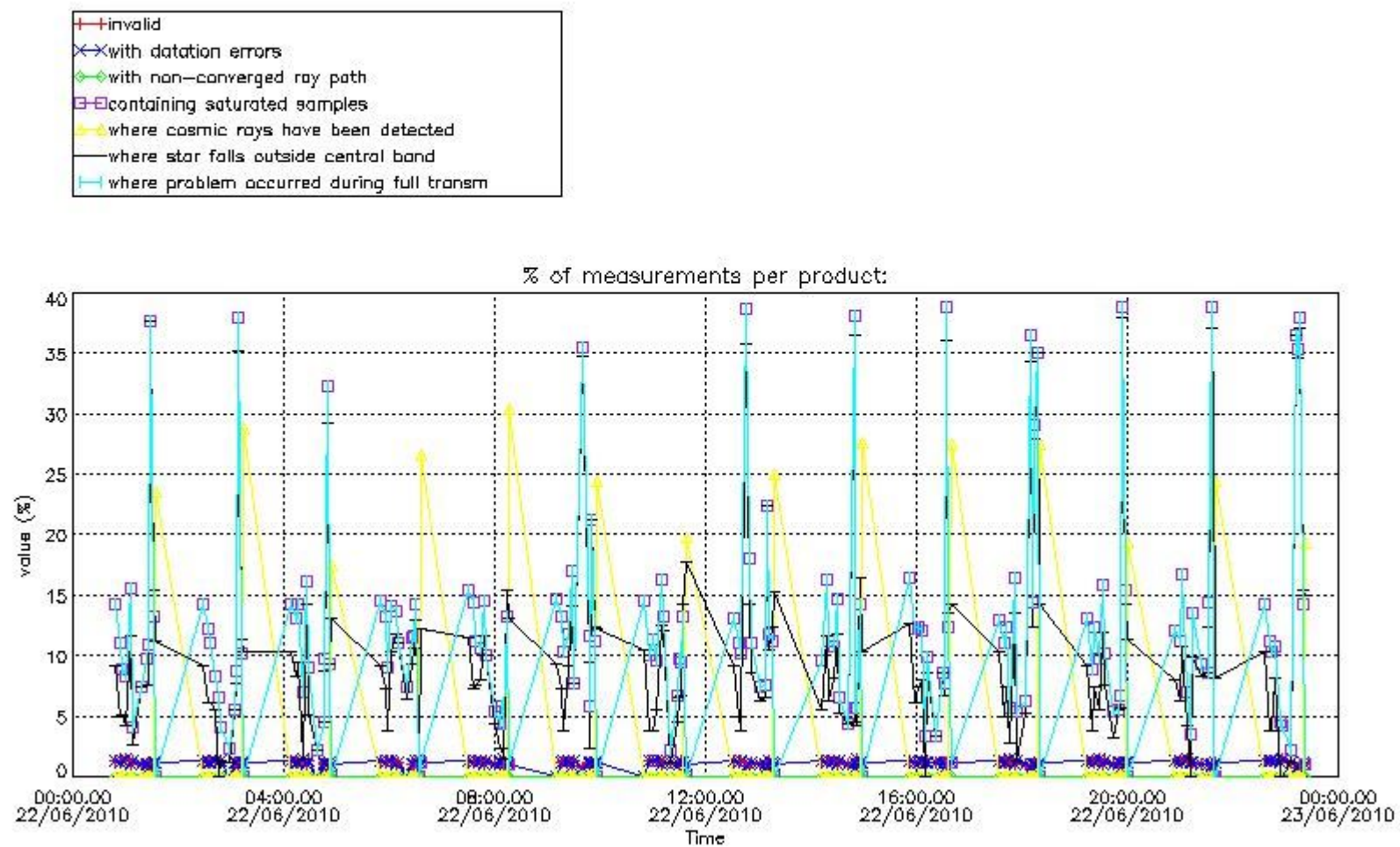
In this section it is plotted some information contained in the Quality Summary data set of the level 2 products that comes from the level 1b processing. Products without errors (error flag in the MPH set to "0") are used.

4.1 Plot quality information per product (time dependant) coming from level 1b processing

4.1.1 Plot level 1 quality information per product (time dependant): ENVISAT ASCENDING passes

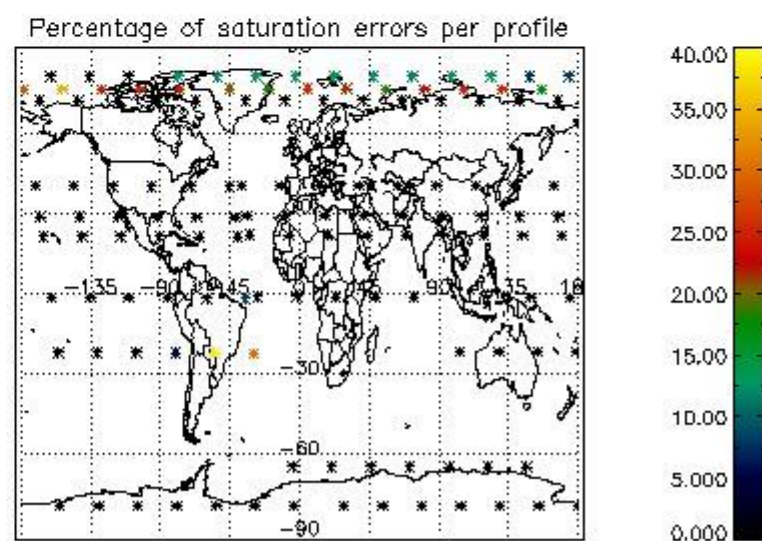
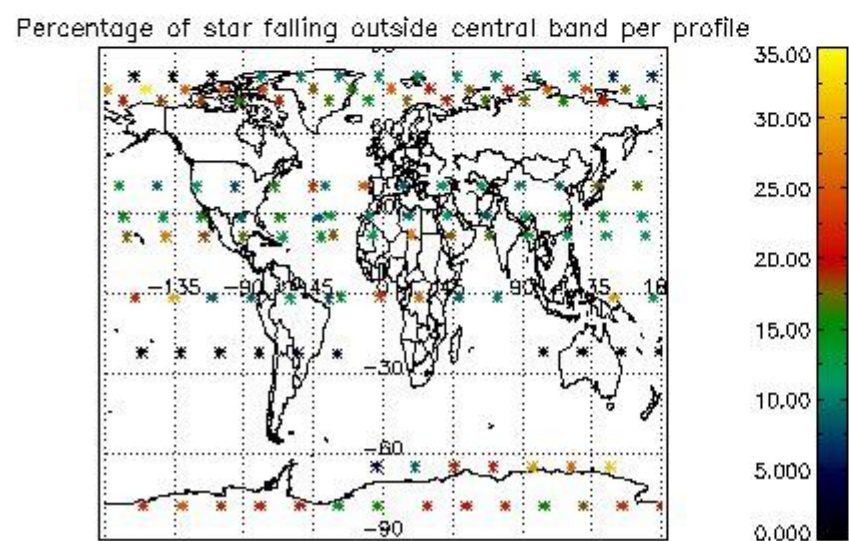
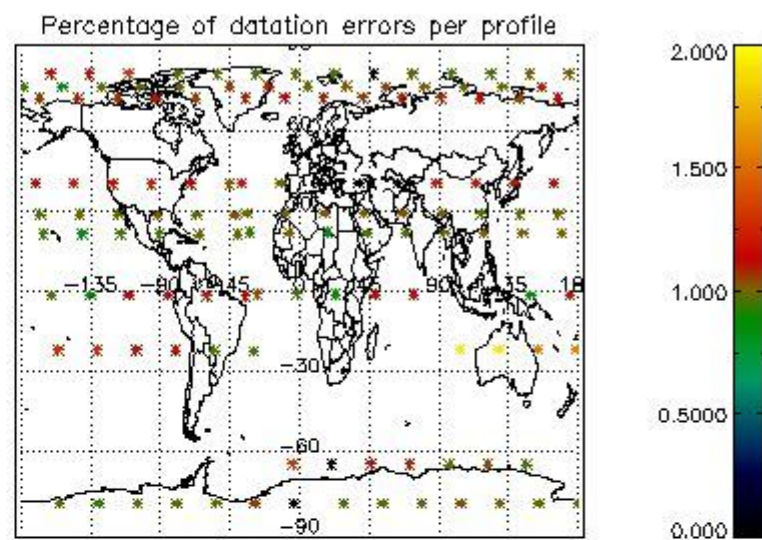
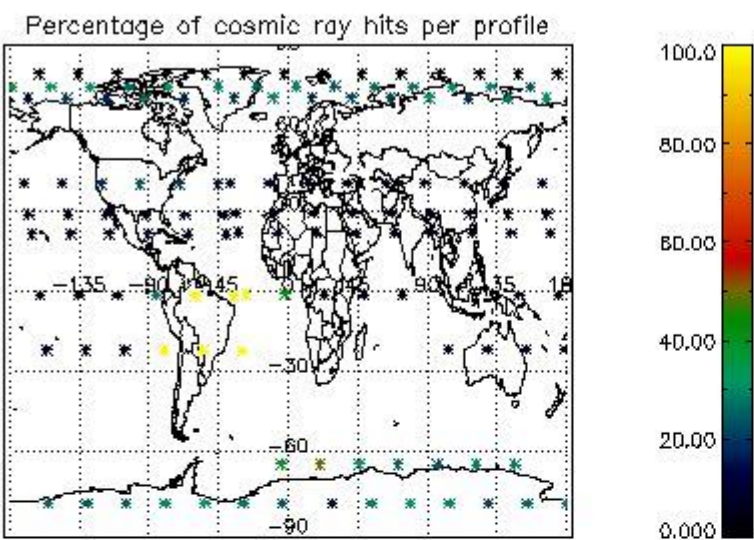


4.1.2 Plot level 1 quality information per product (time dependant): ENVI SAT DESCENDING passes

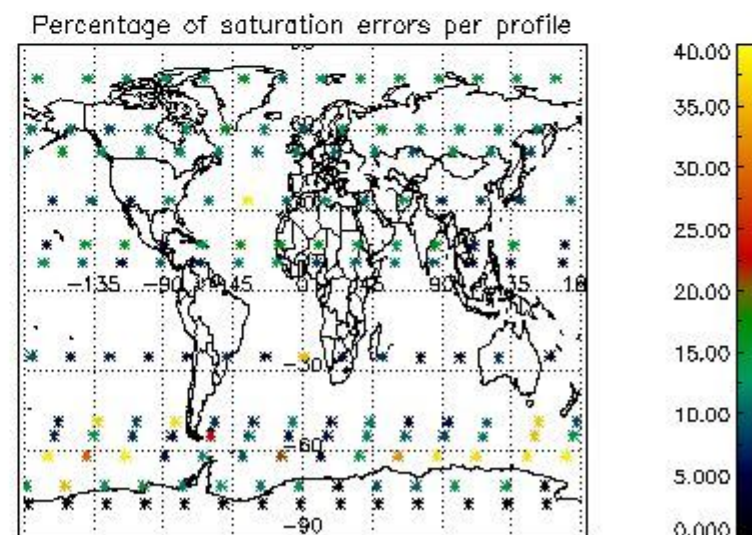
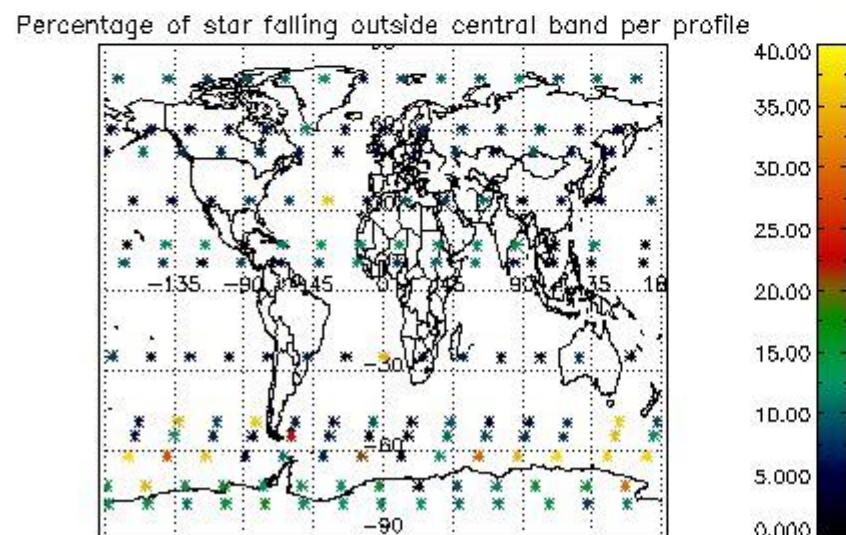
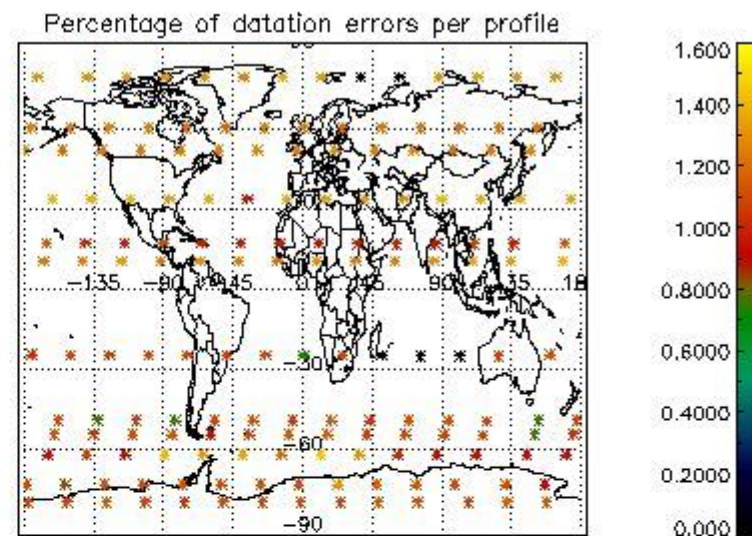
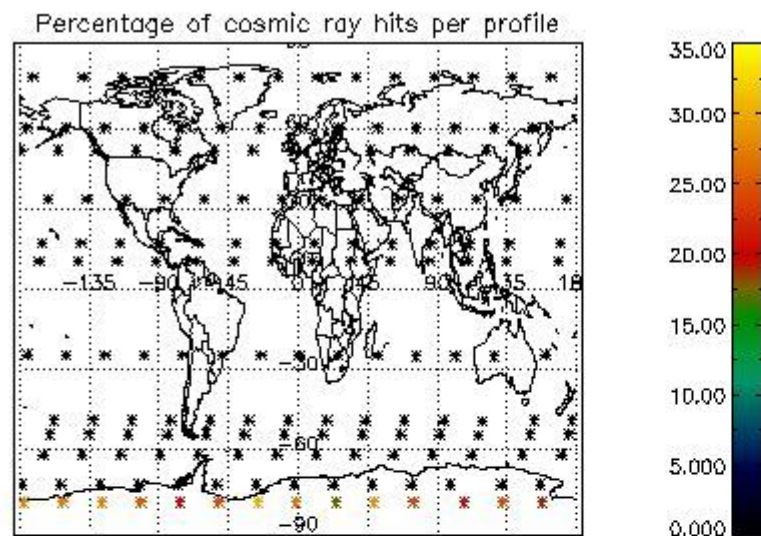


4.2 Plot quality information per product coming from level 1b processing (world map)

4.2.1 Plot level 1 quality information per product (world map): ENVISAT ASCENDING passes



4.2.2 Plot level 1 quality information per product (world map): ENVISAT DESCENDING passes



5. Trace gas profiles

5.1 Ozone statistics based on quality of products

The final quality of the products can be "measured" using the STD (Standard Deviation) attached to every point profile. This information is written to the parameter GOM_NL__2P/NL_LOCAL_SPECIES_DENSITY/o3_std of the level 2 products. The table below shows the statistics for given STD ranges.

The statistics are given with respect to the overall valid production:

- Products without fatal errors: GOM_NL__2P/MPH/PRODUCT_ERR=0
- Valid point profile: GOM_NL__2P/NL_LOCAL_SPECIES_DENSITY/pcd(0)=0

The 'Criteria' is applied to valid points of dark limb products:

- Products in dark limb illumination condition: GOM_NL__2P/NL_SUMMARY_QUALITY/obs_ill_cond=0
- Products without fatal errors: GOM_NL__2P/MPH/PRODUCT_ERR=0
- Valid point profile: GOM_NL__2P/NL_LOCAL_SPECIES_DENSITY/pcd(0)=0

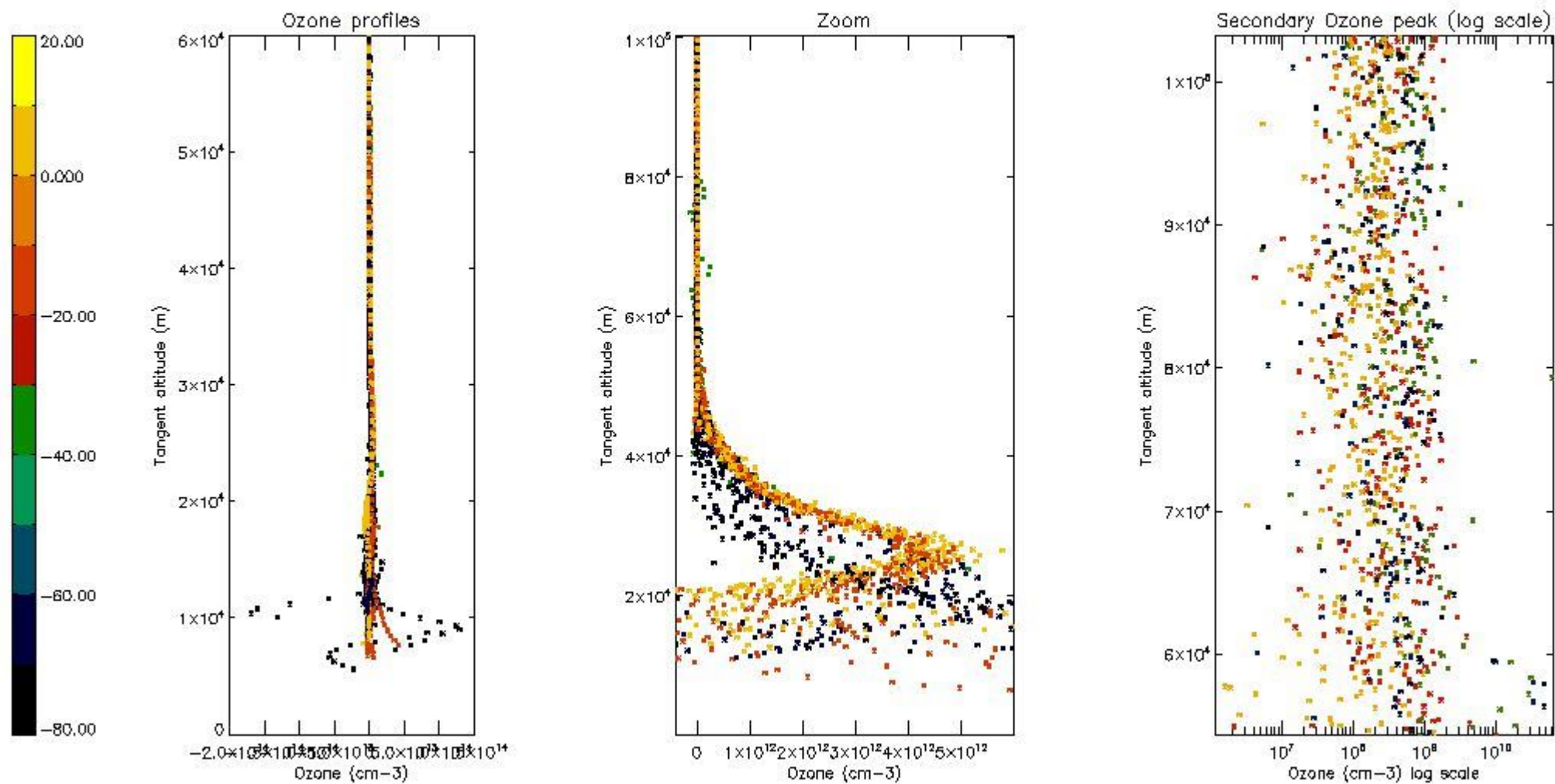
So, the table below shows the percentage of dark limb and valid observations for each criteria with respect to the overall valid daily observations.

Criteria	% of total production
All STD	17
STD < 20	4

STD < 10	2
STD < 5	0

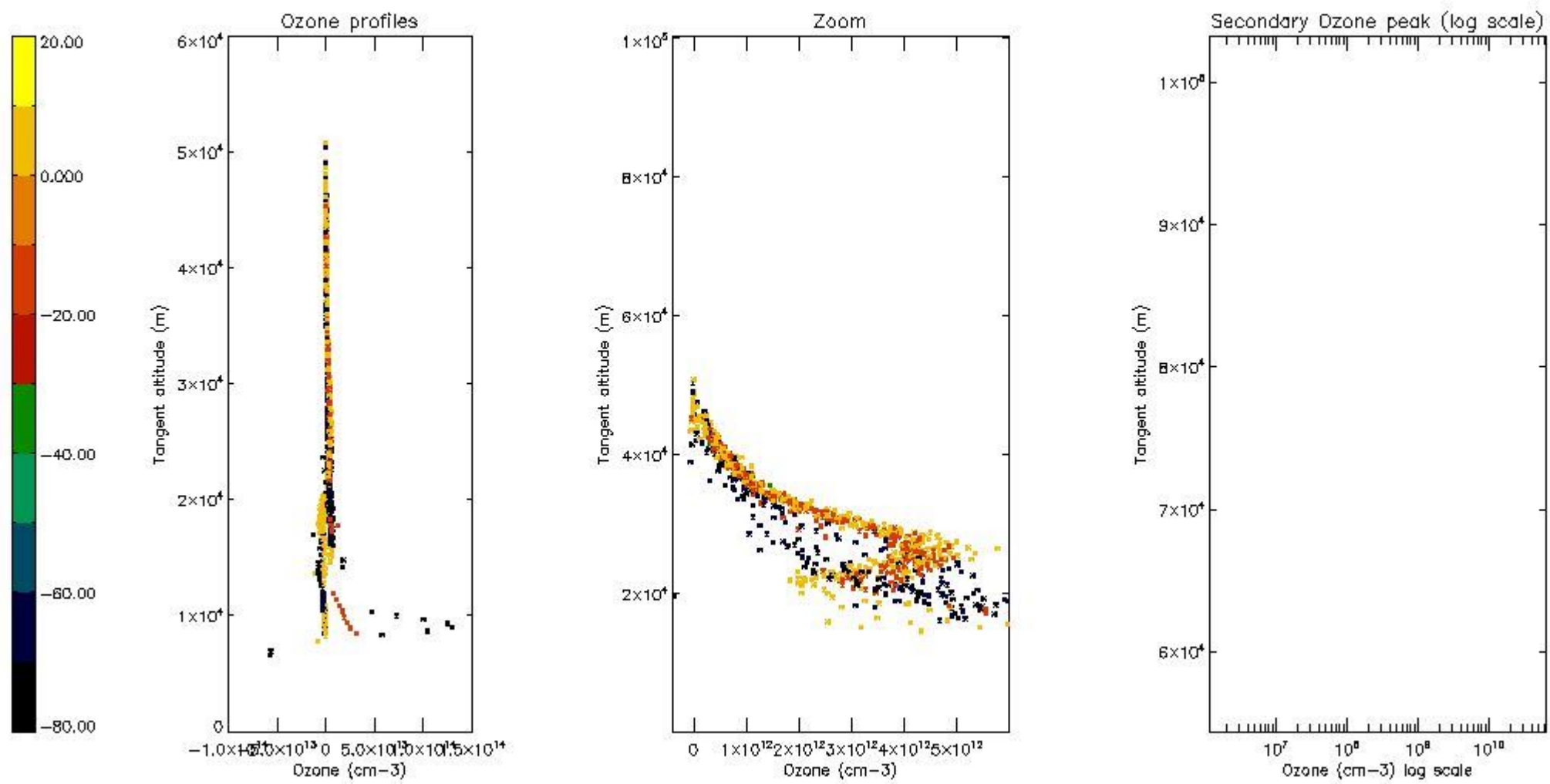
5.2 Plot ozone profiles for all STD (dark without errors)

The colorbar represents the latitude.



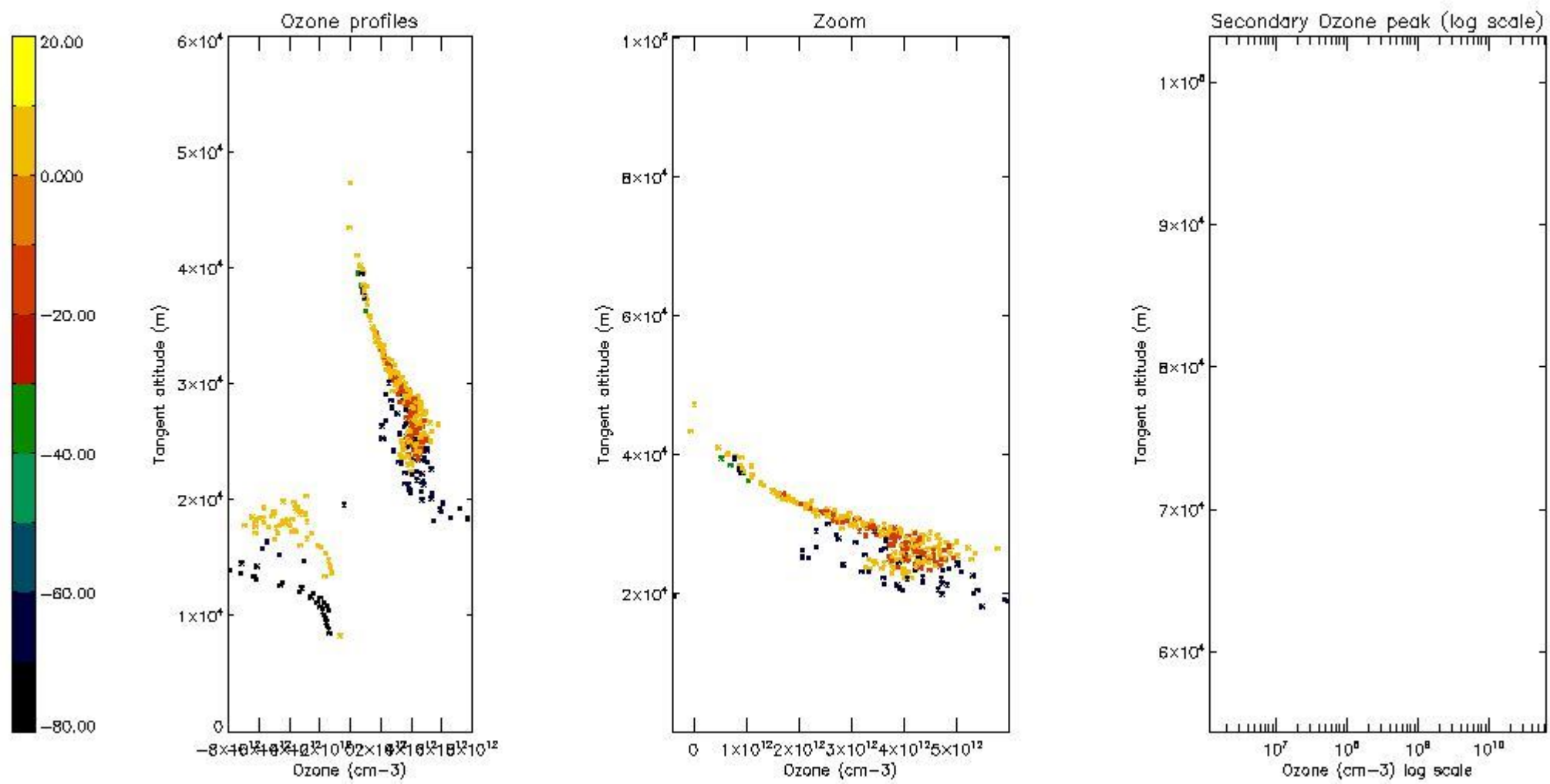
5.3 Plot ozone profiles where STD < 20% (dark without errors)

The colorbar represents the latitude.



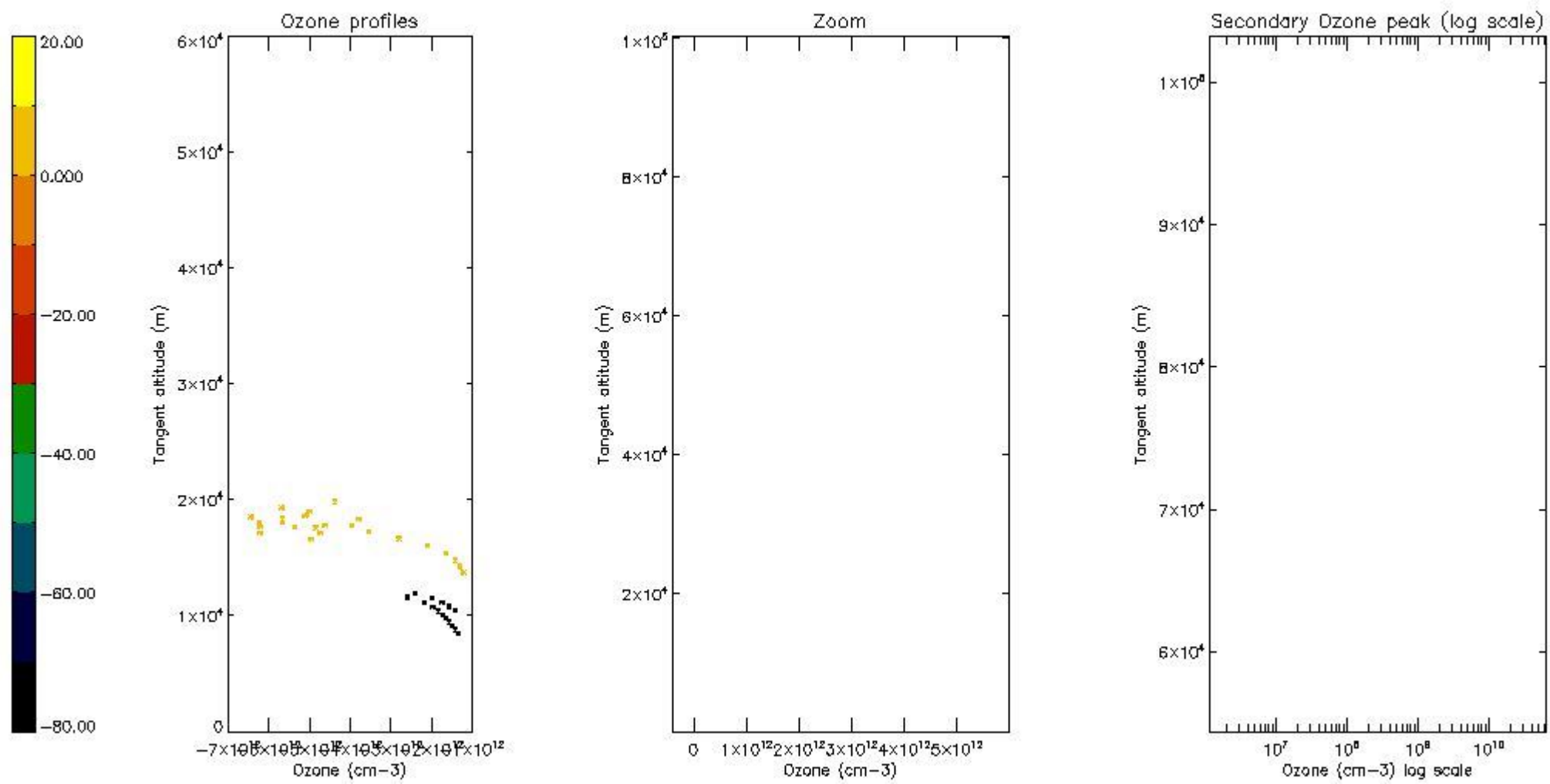
5.4 Plot ozone profiles where STD < 10% (dark without errors)

The colorbar represents the latitude.



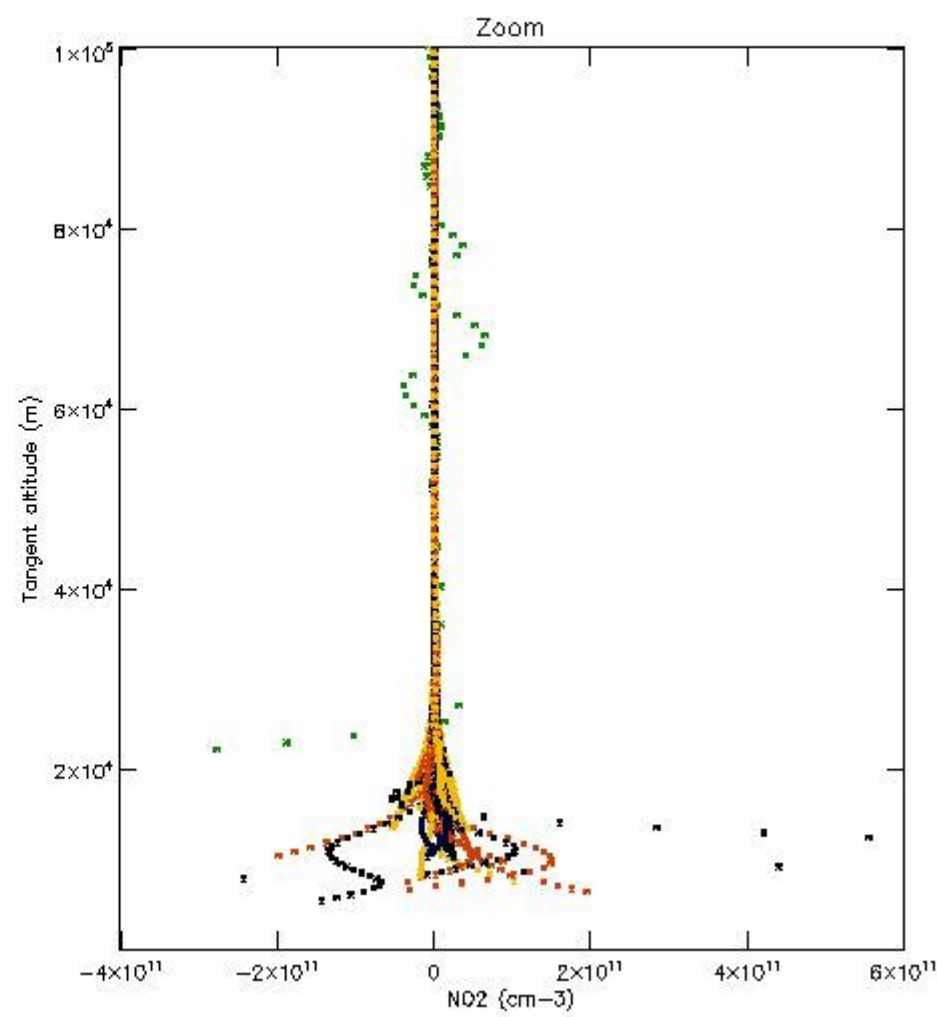
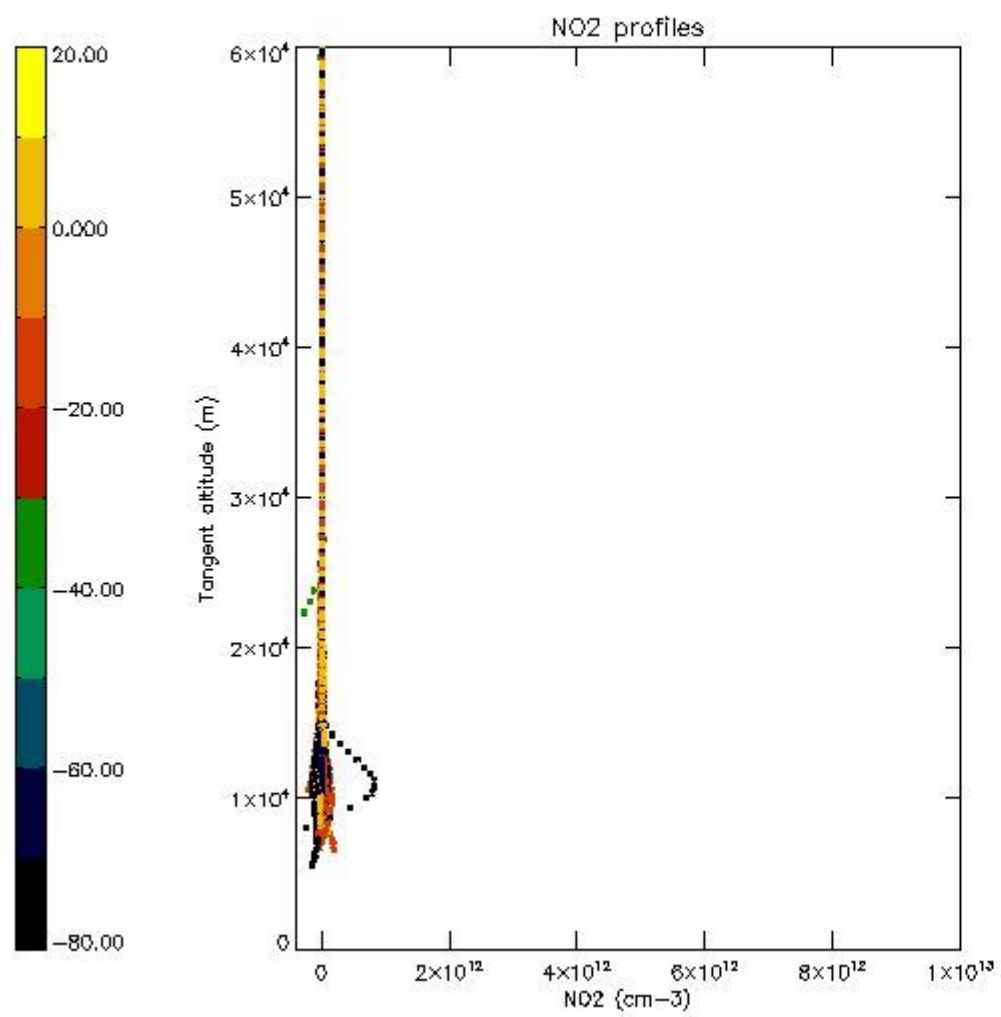
5.5 Plot ozone profiles where STD < 5% (dark without errors)

The colorbar represents the latitude.



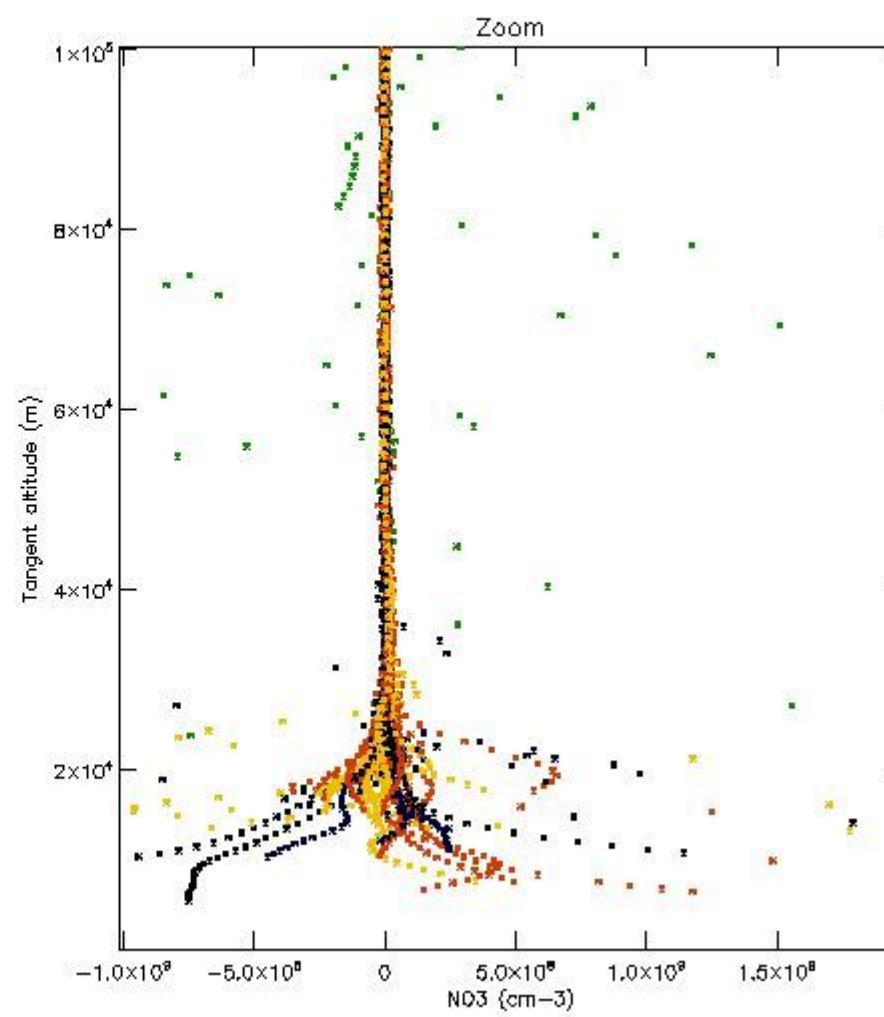
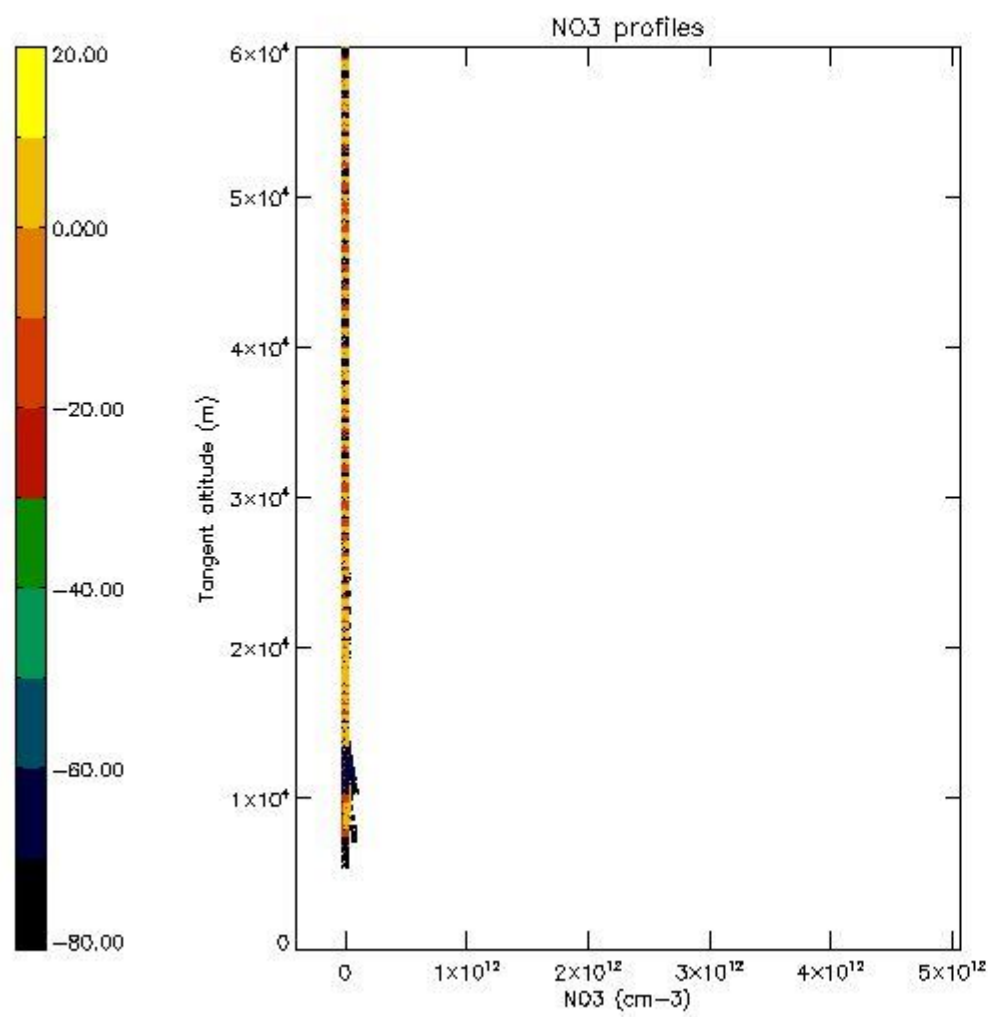
5.6 Plot NO₂ profiles for all STD (dark without errors)

The colorbar represents the latitude.



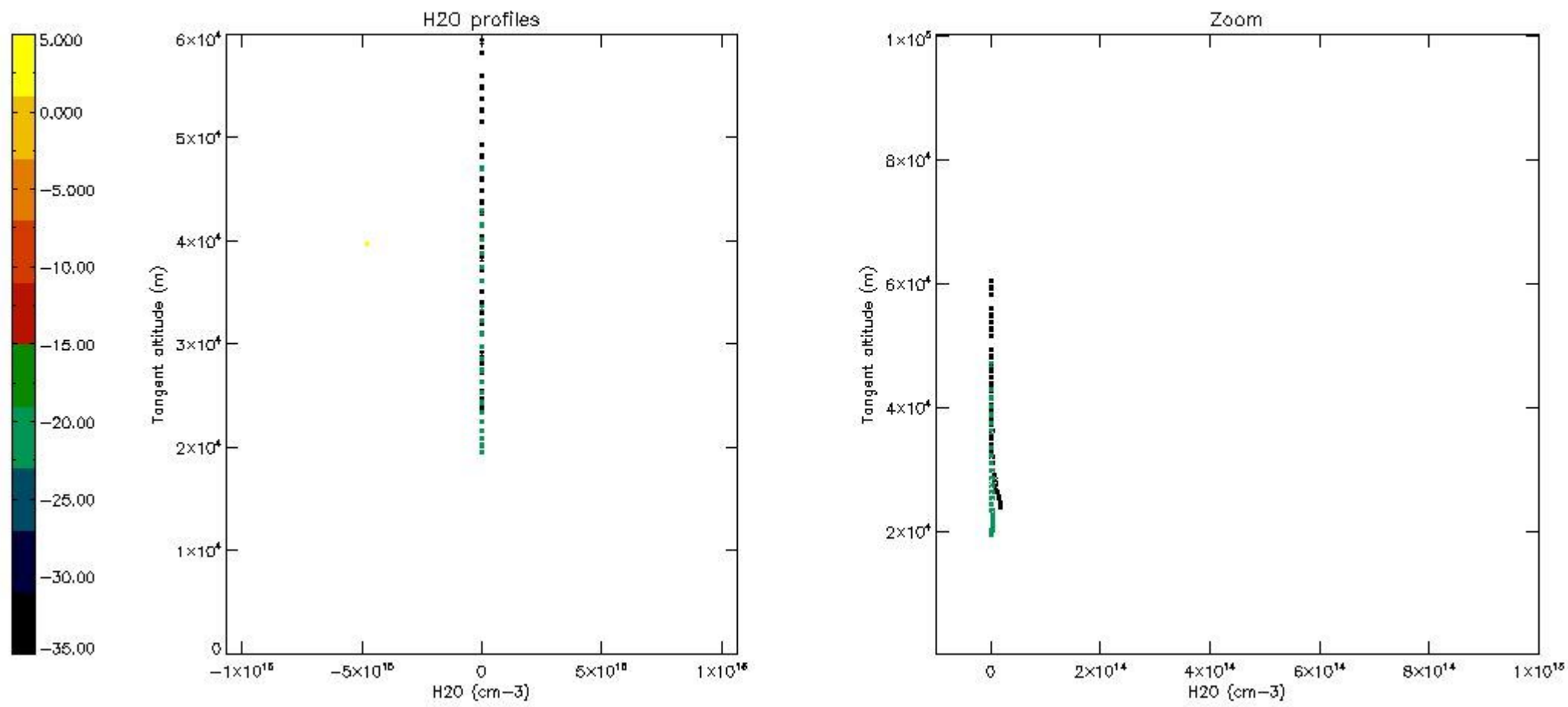
5.7 Plot NO3 profiles for all STD (dark without errors)

The colorbar represents the latitude.



5.8 Plot H₂O profiles for all STD (only for occultations of stars 1,2,3,4,13,14,16,26,63 dark without errors)

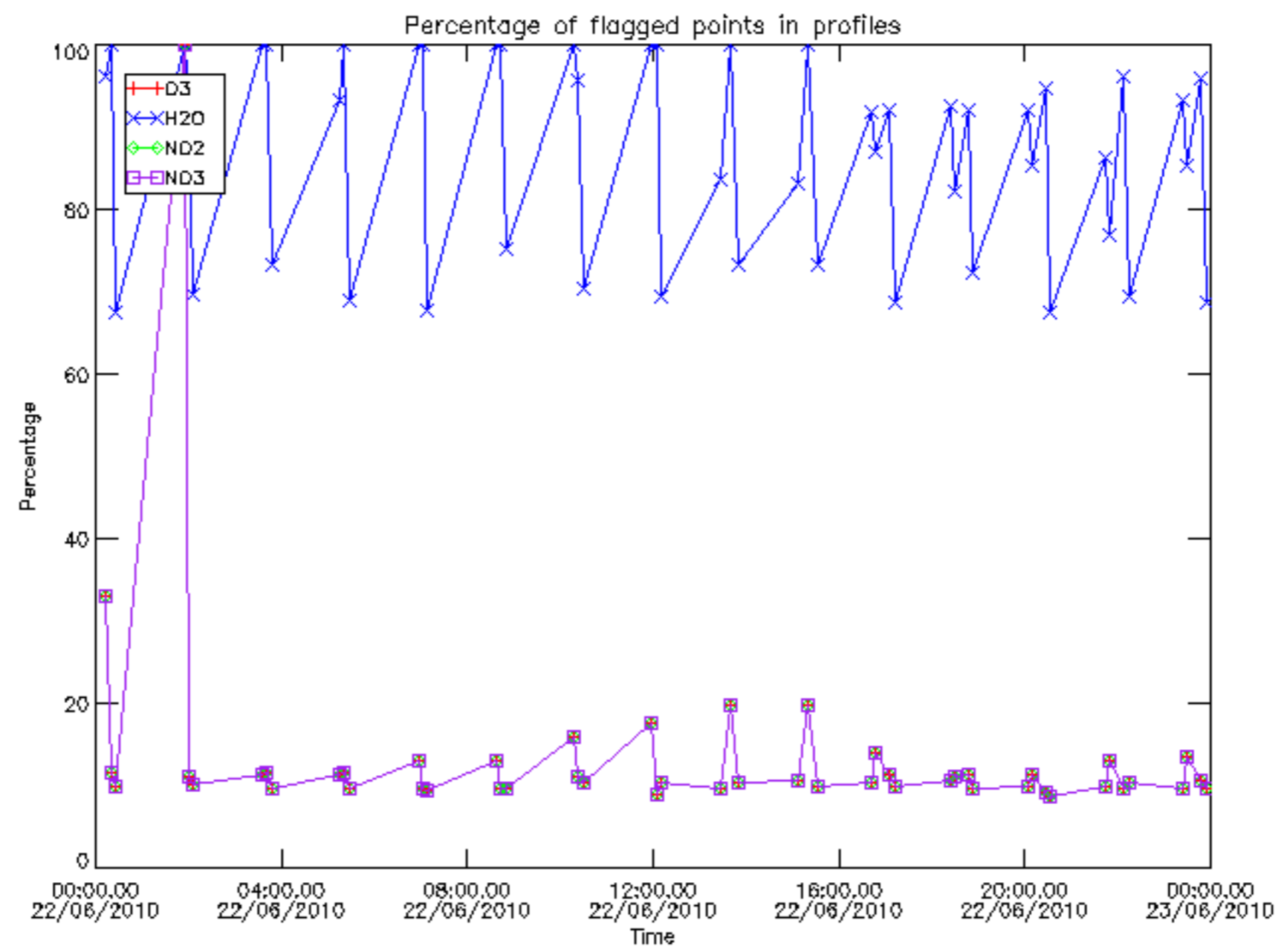
The colorbar represents the latitude.



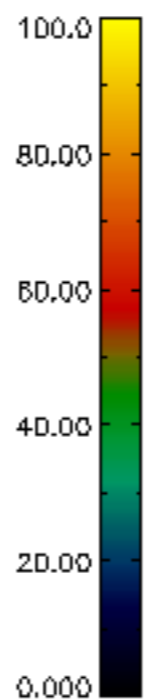
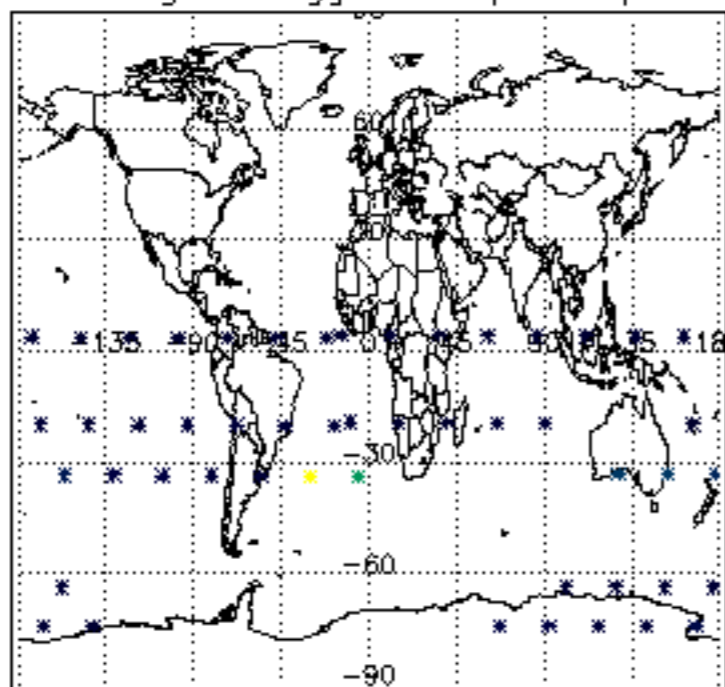
6. Auxiliary Data Files used for the production reported in section 2

The number reported in the third column indicates since which file (see list in section 2) the corresponding auxiliary file has been used. The fourth column is the date of those product files.

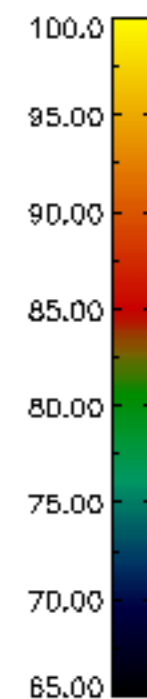
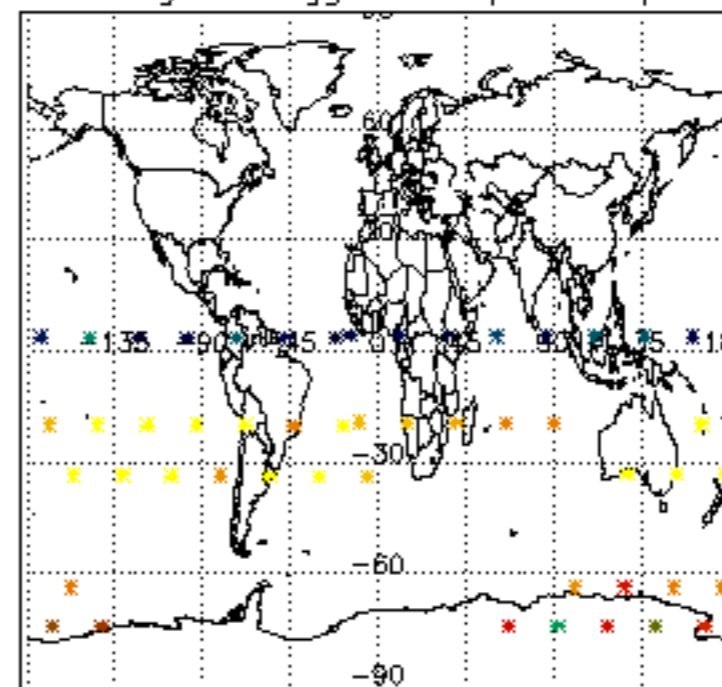
Type	Auxiliary Filename	Used since product	Used since product date
INST_PHYS_CHARACTERISTICS	GOM_INS_AXVIEC20091111_143220_20030716_120000_20500101_000000	1	22-JUN-2010 00:13:55
LEVEL-2_PROC_CONFIG	GOM_PR2_AXVIEC20091111_152718_20020301_000000_20500101_000000	1	22-JUN-2010 00:13:55
CROSS_SECTIONS_FILE	GOM_CRS_AXVIEC20091111_154832_20020301_000000_20500101_000000	1	22-JUN-2010 00:13:55



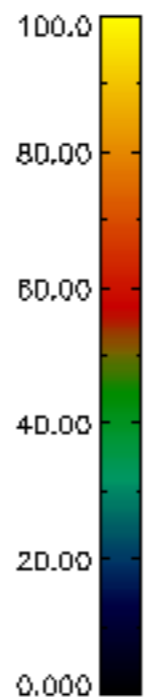
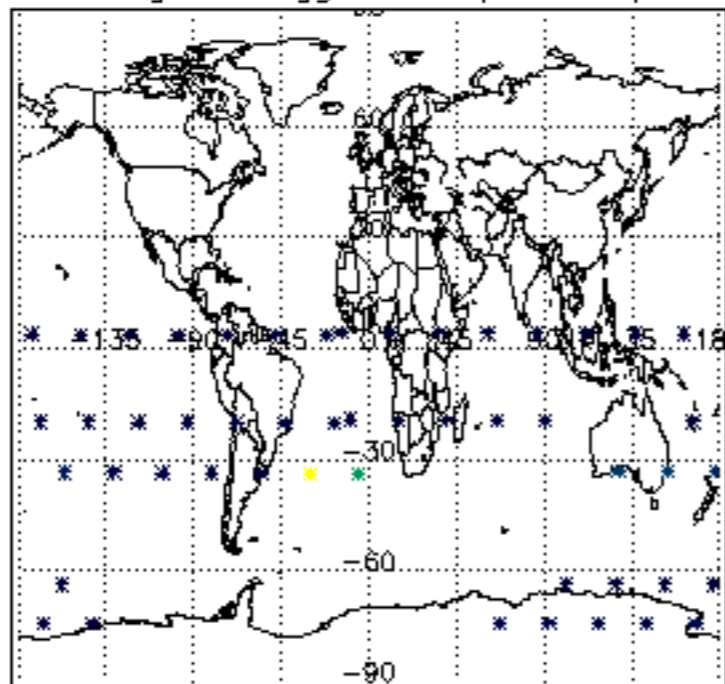
Percentage of flagged data per D3 profile



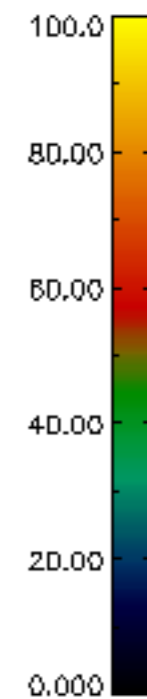
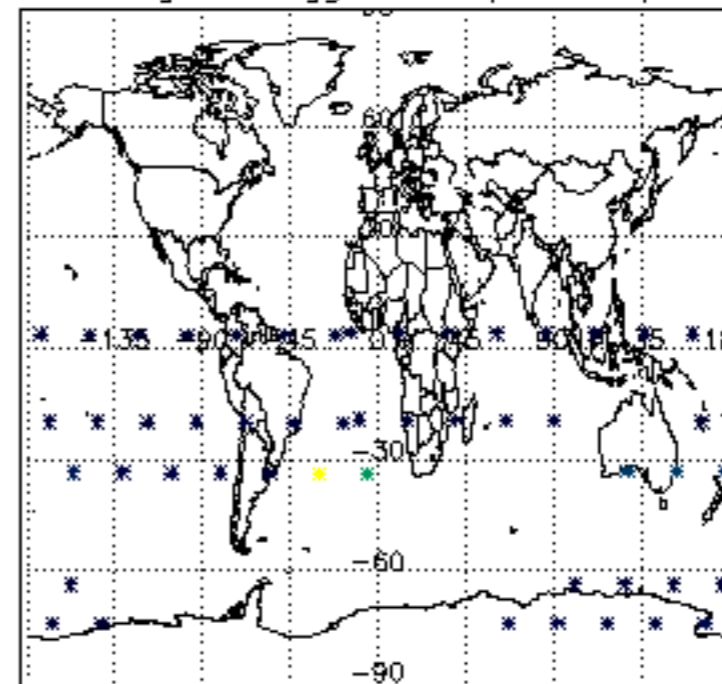
Percentage of flagged data per H2O profile

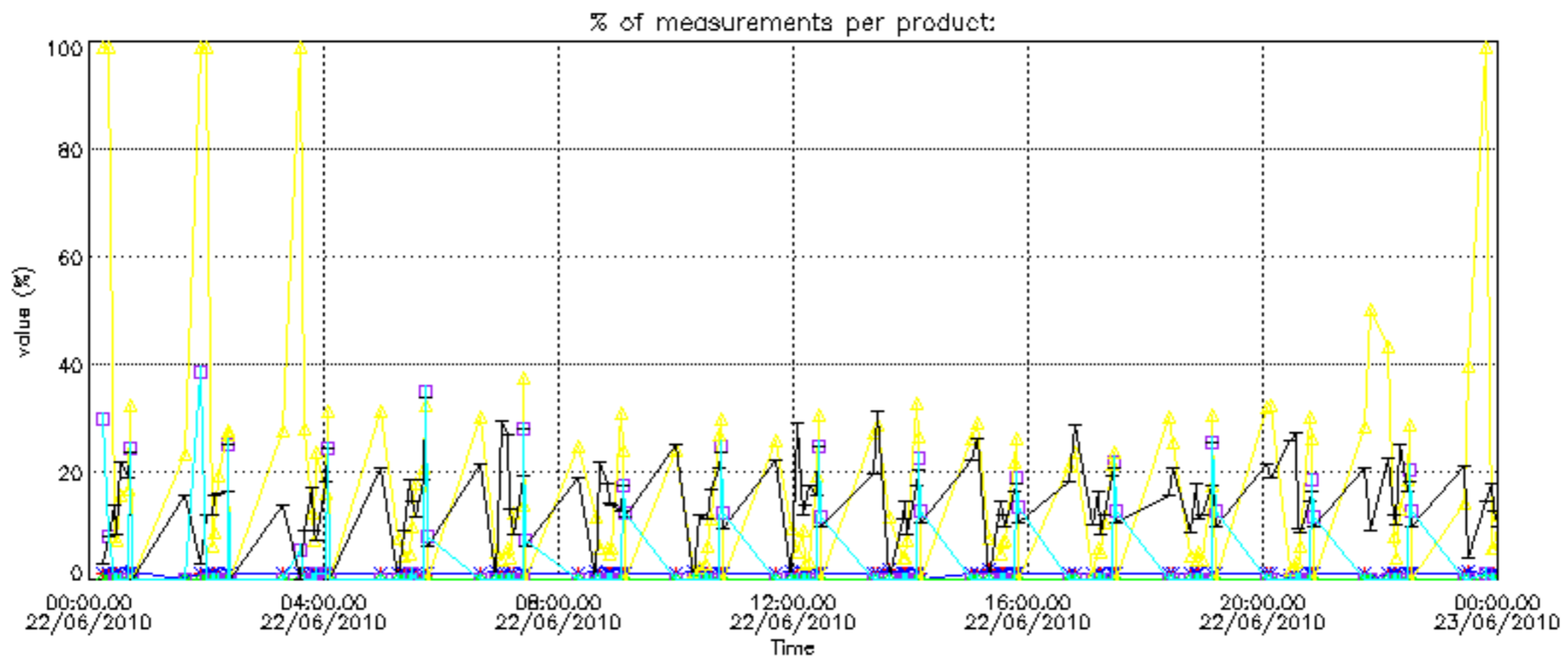


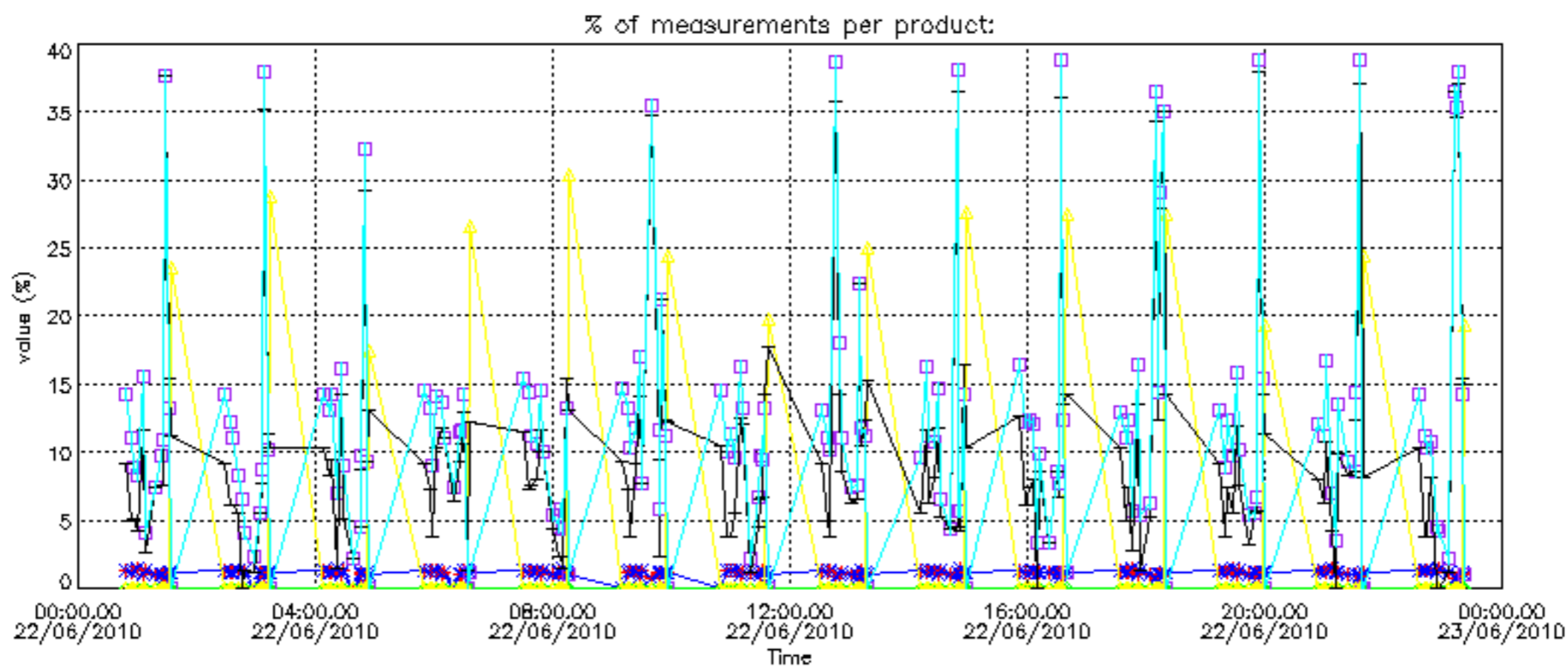
Percentage of flagged data per NO2 profile



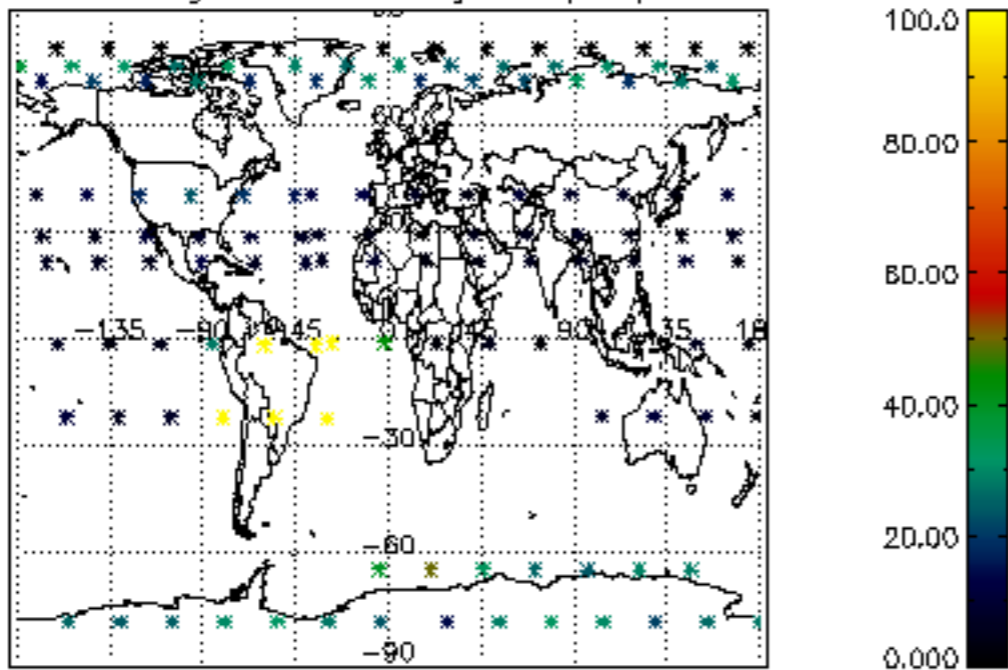
Percentage of flagged data per NO3 profile



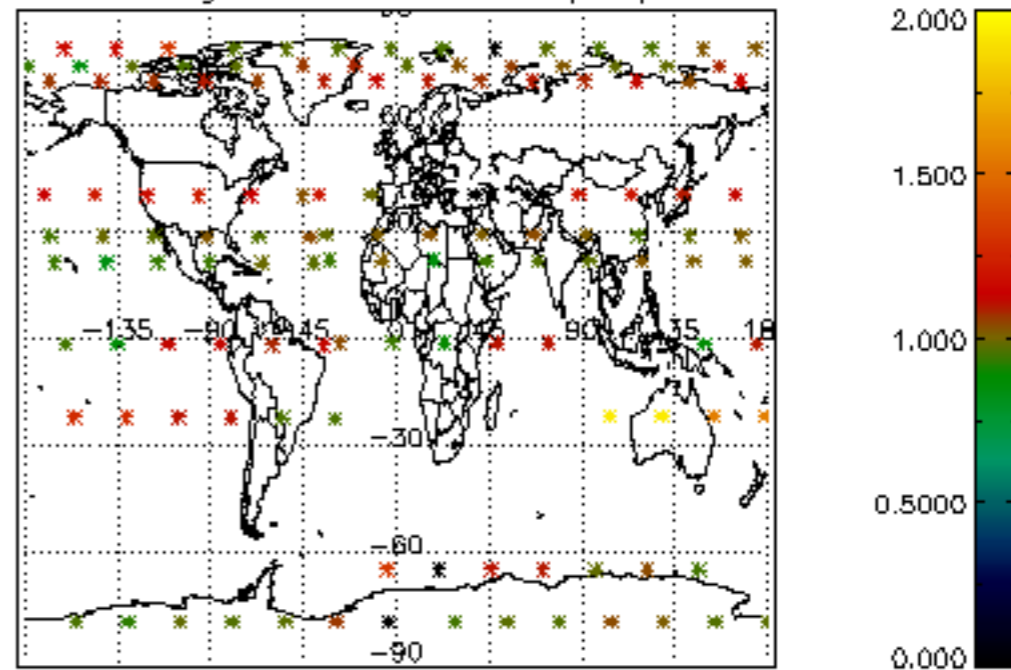




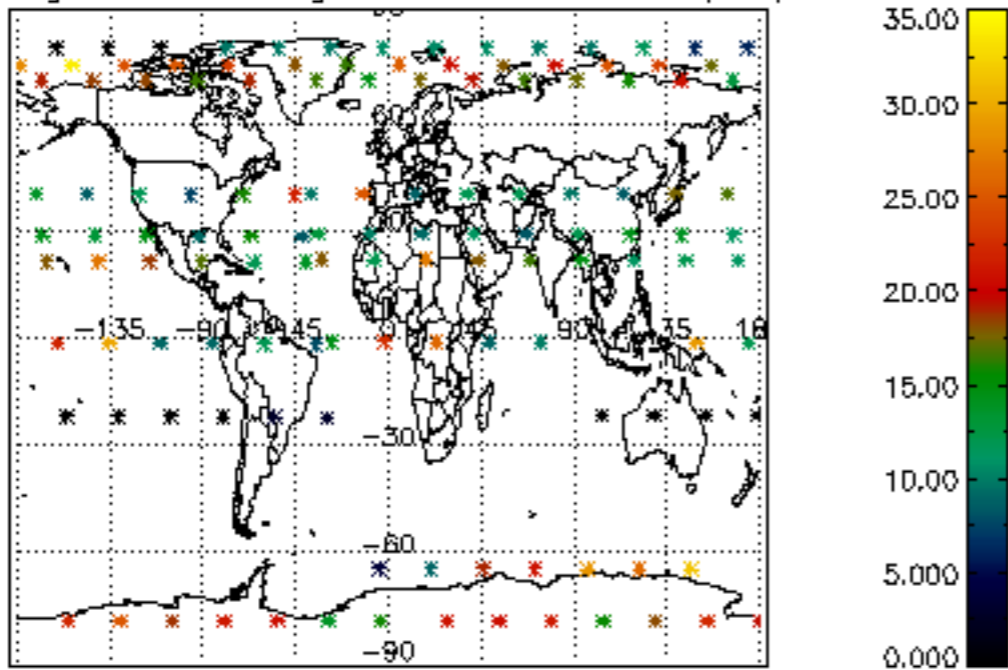
Percentage of cosmic ray hits per profile



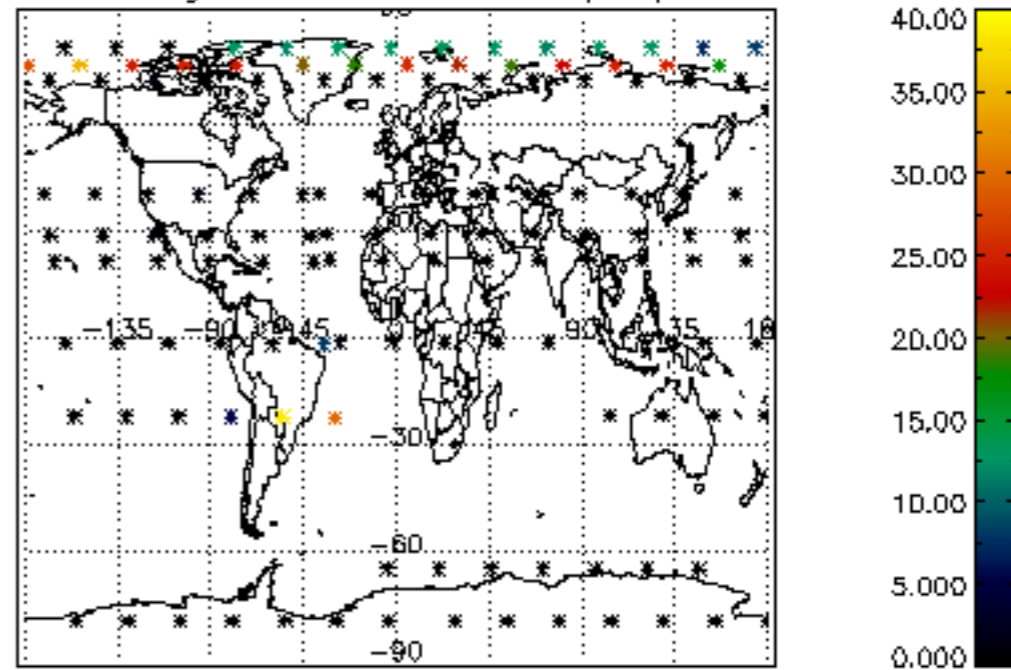
Percentage of datation errors per profile



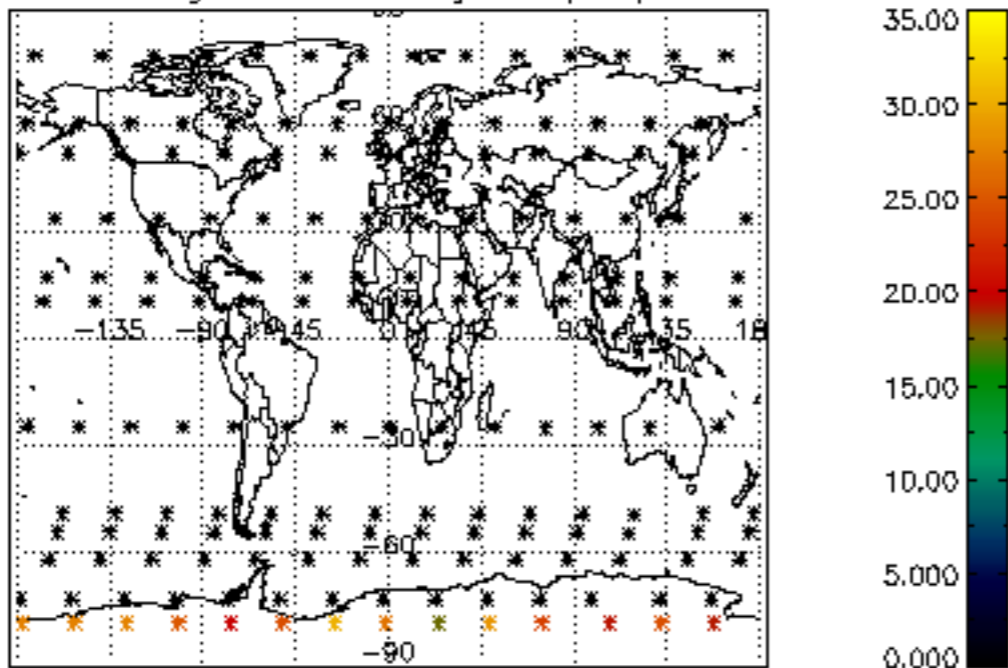
Percentage of star falling outside central band per profile



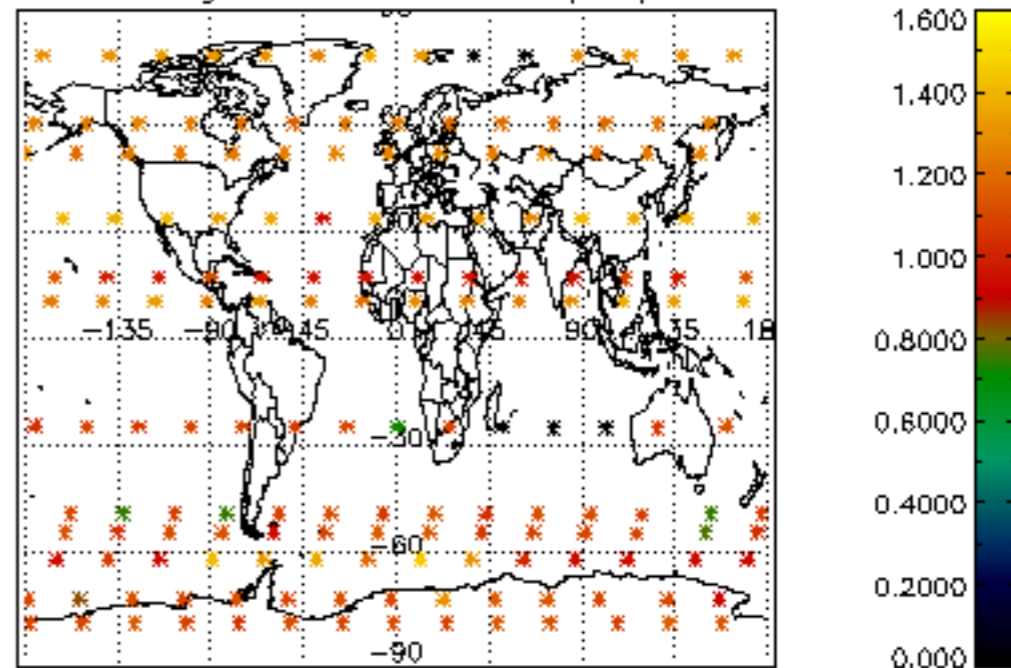
Percentage of saturation errors per profile



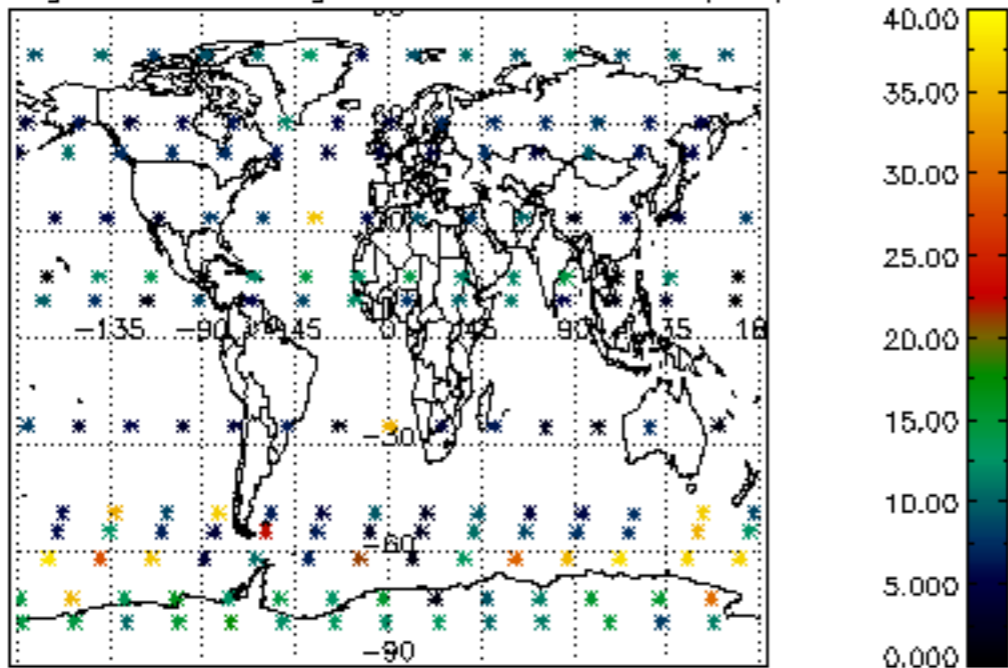
Percentage of cosmic ray hits per profile



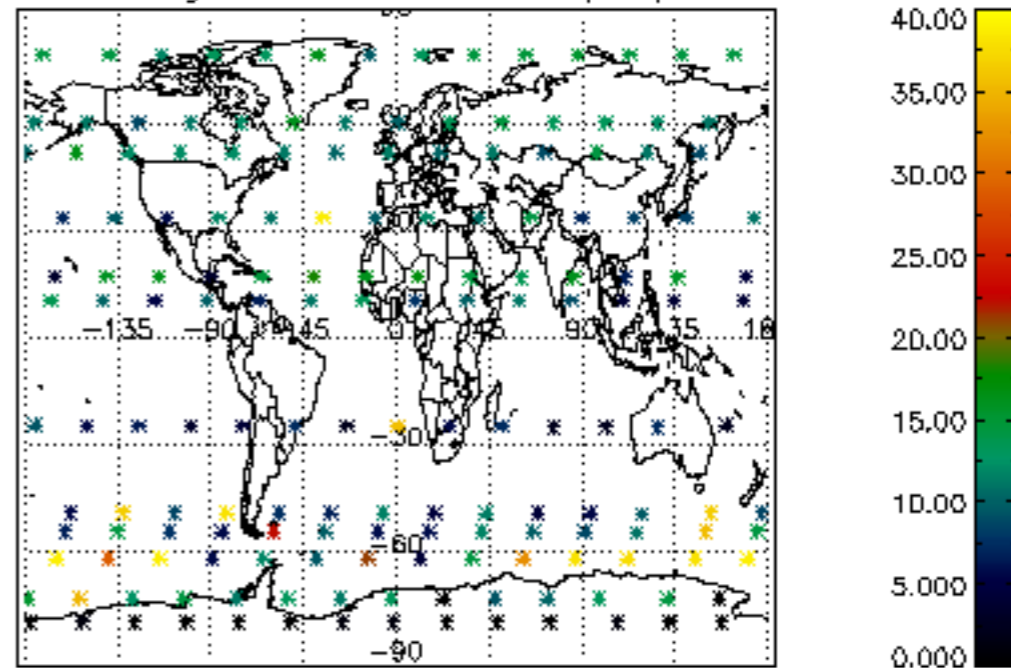
Percentage of datation errors per profile

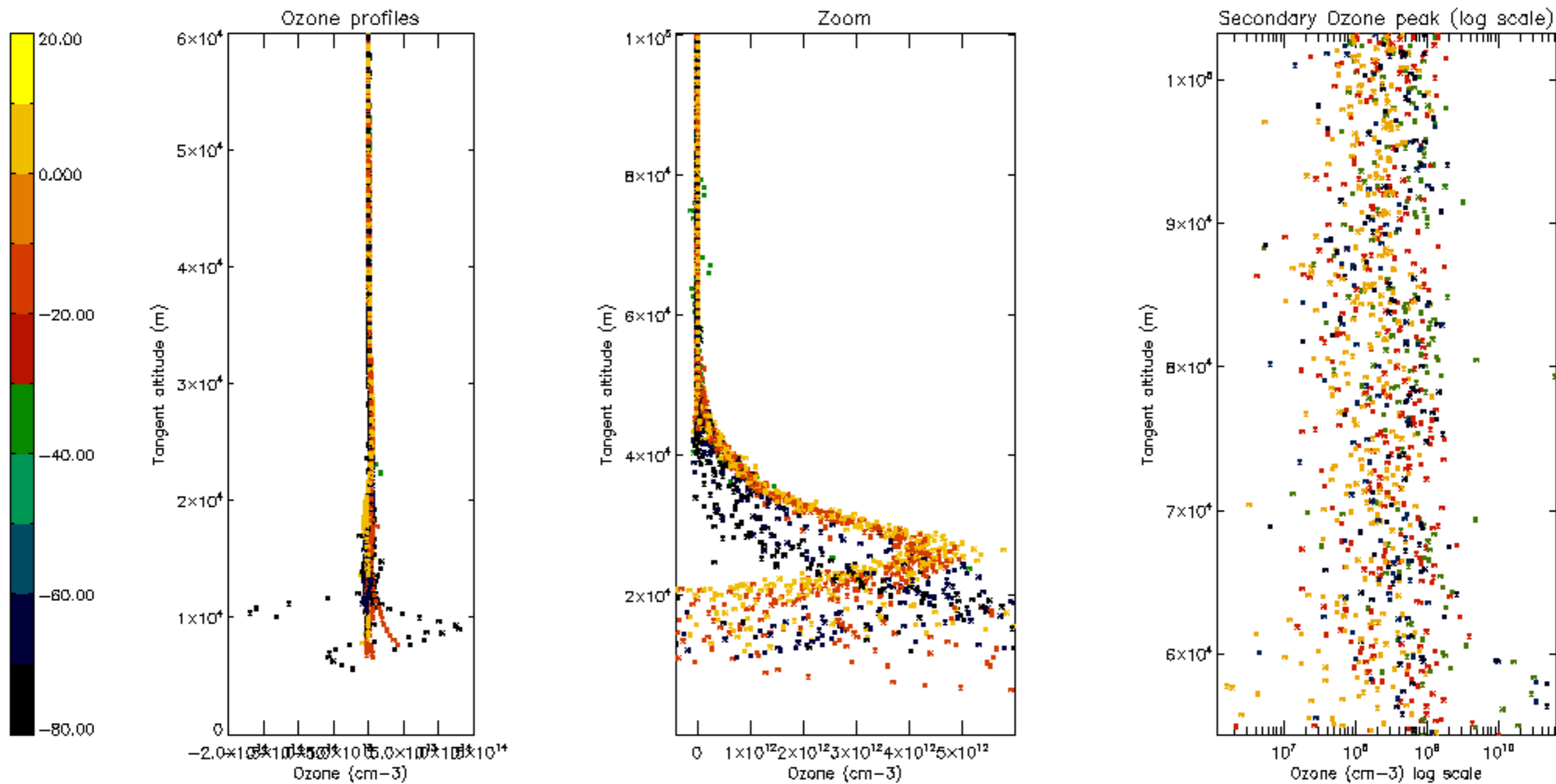


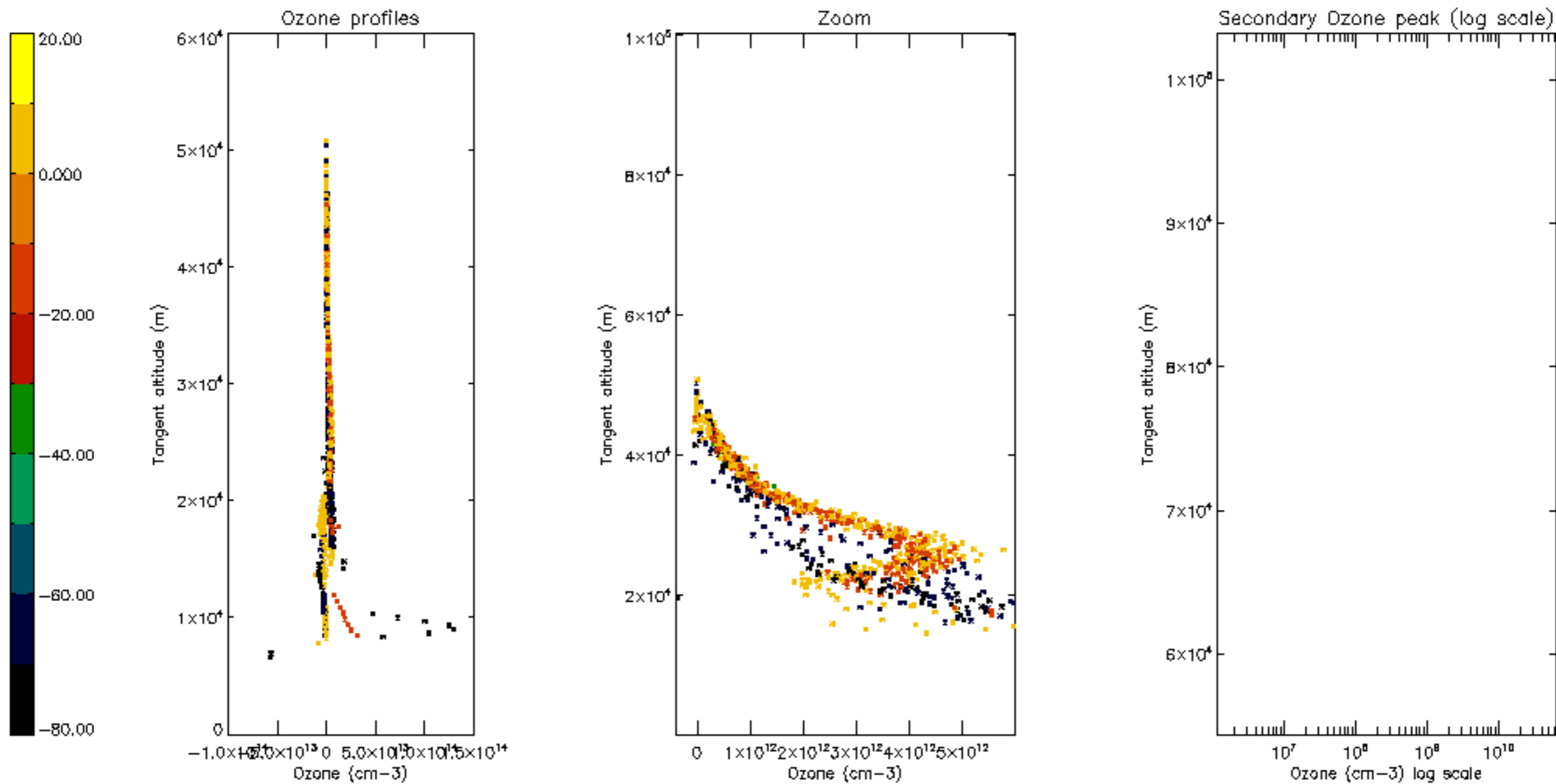
Percentage of star falling outside central band per profile

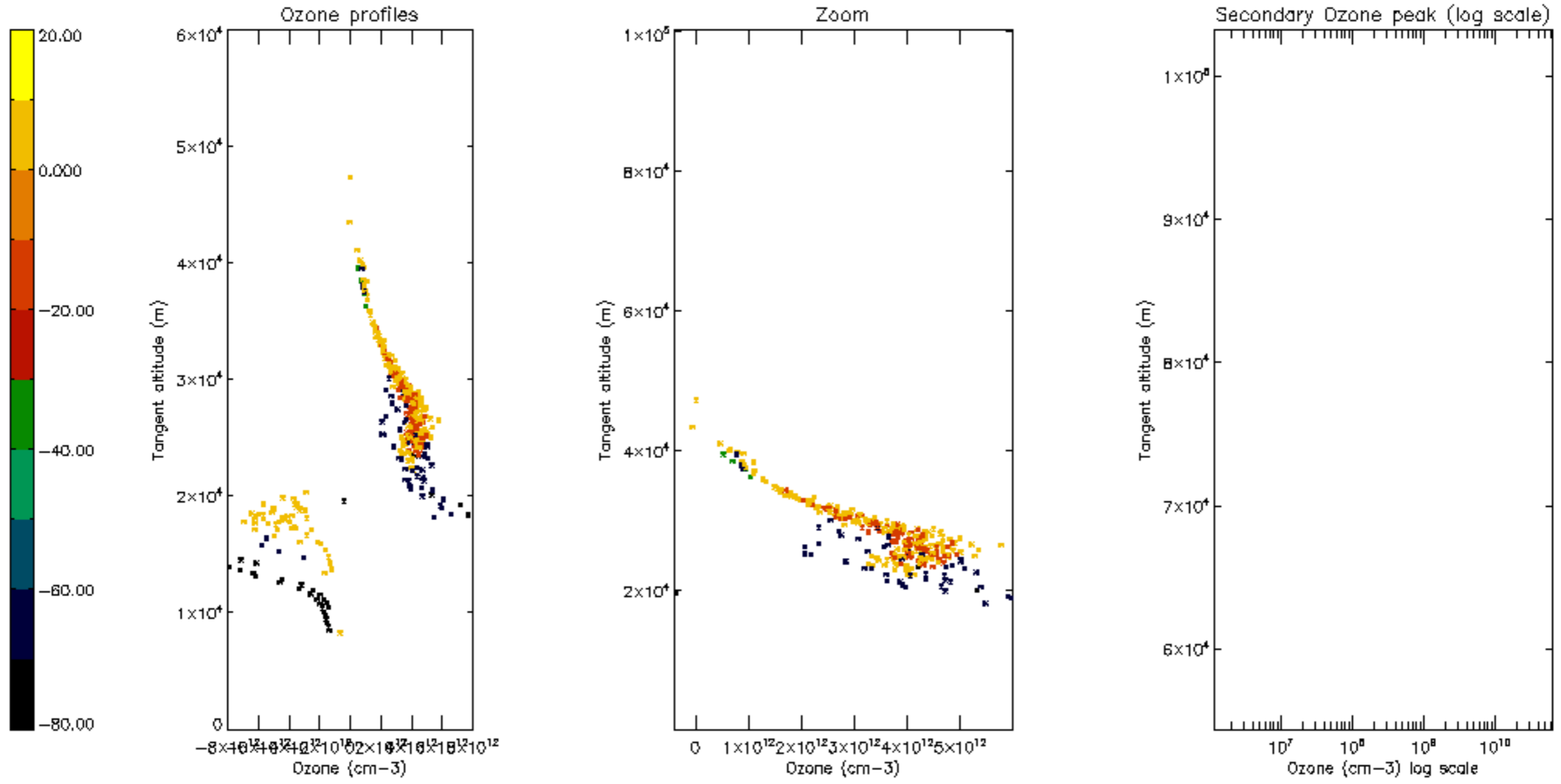


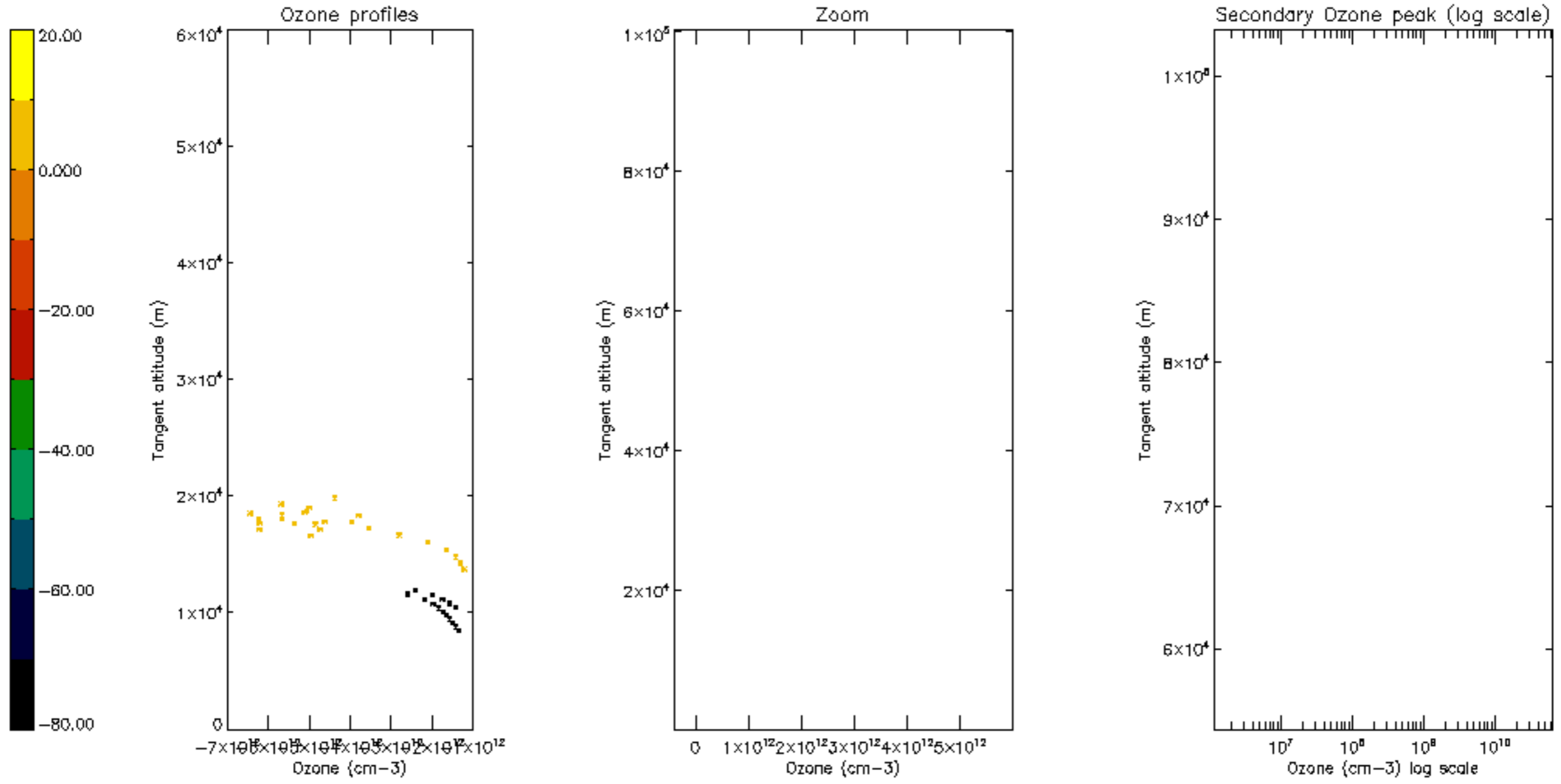
Percentage of saturation errors per profile

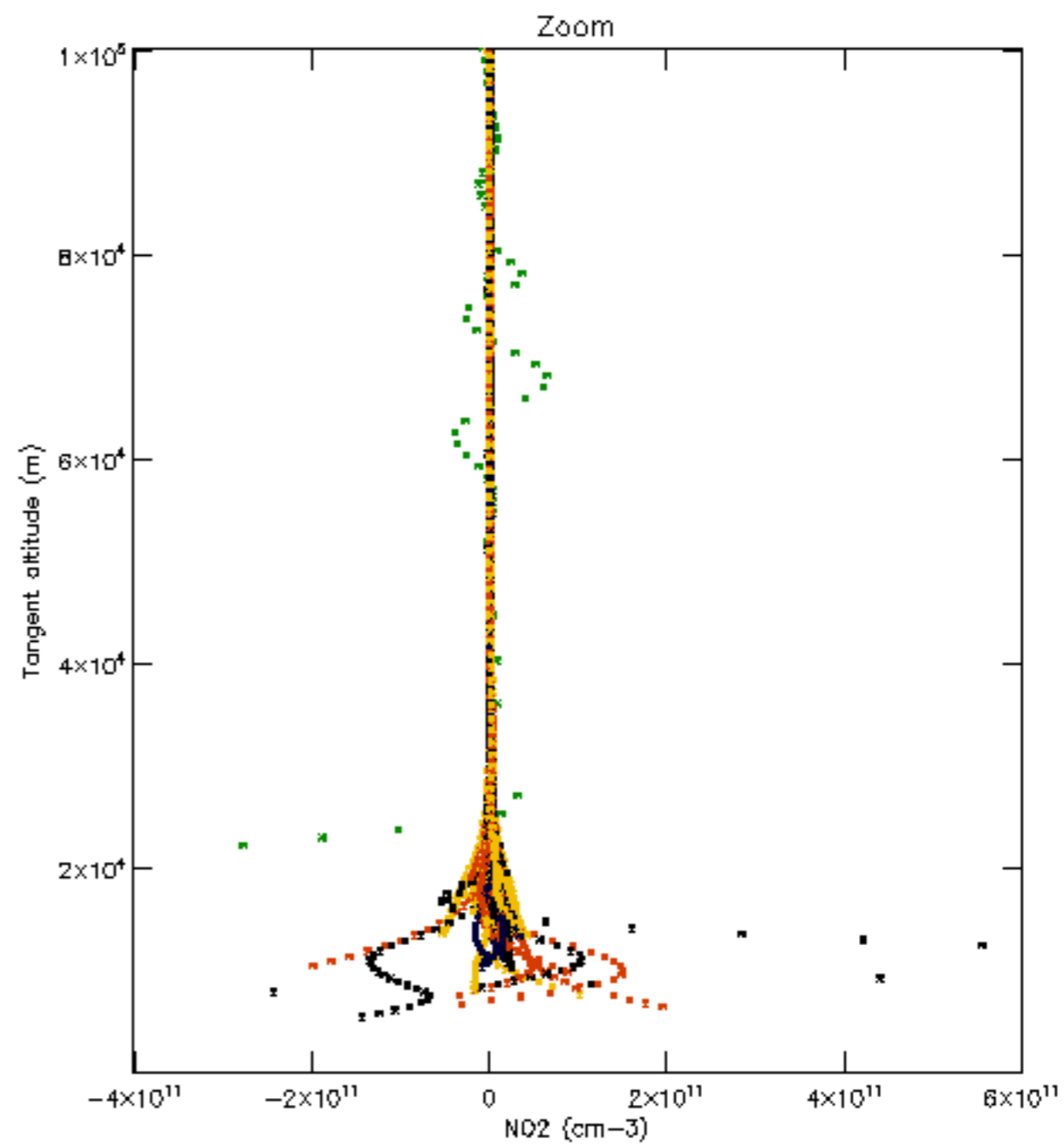
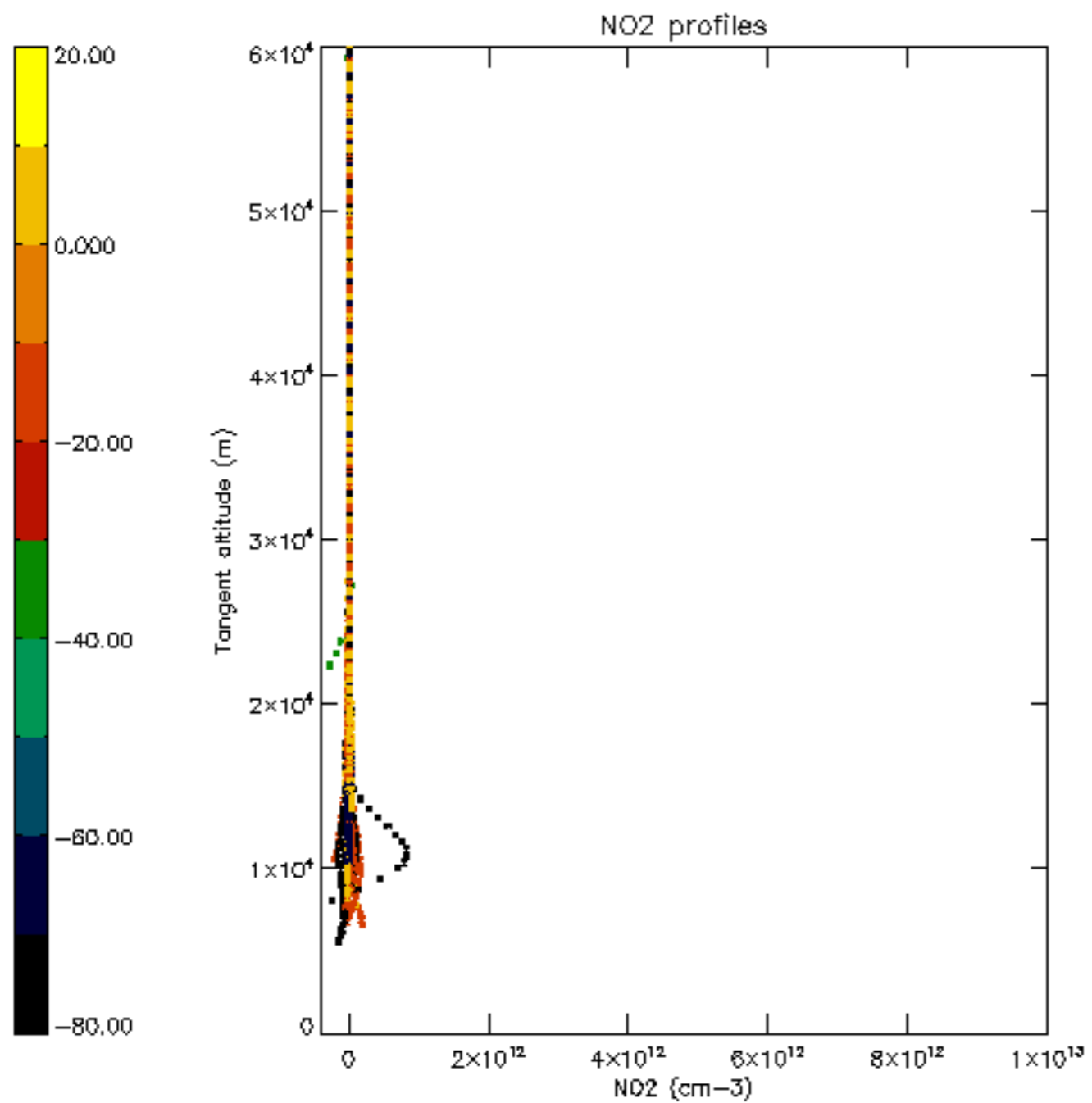


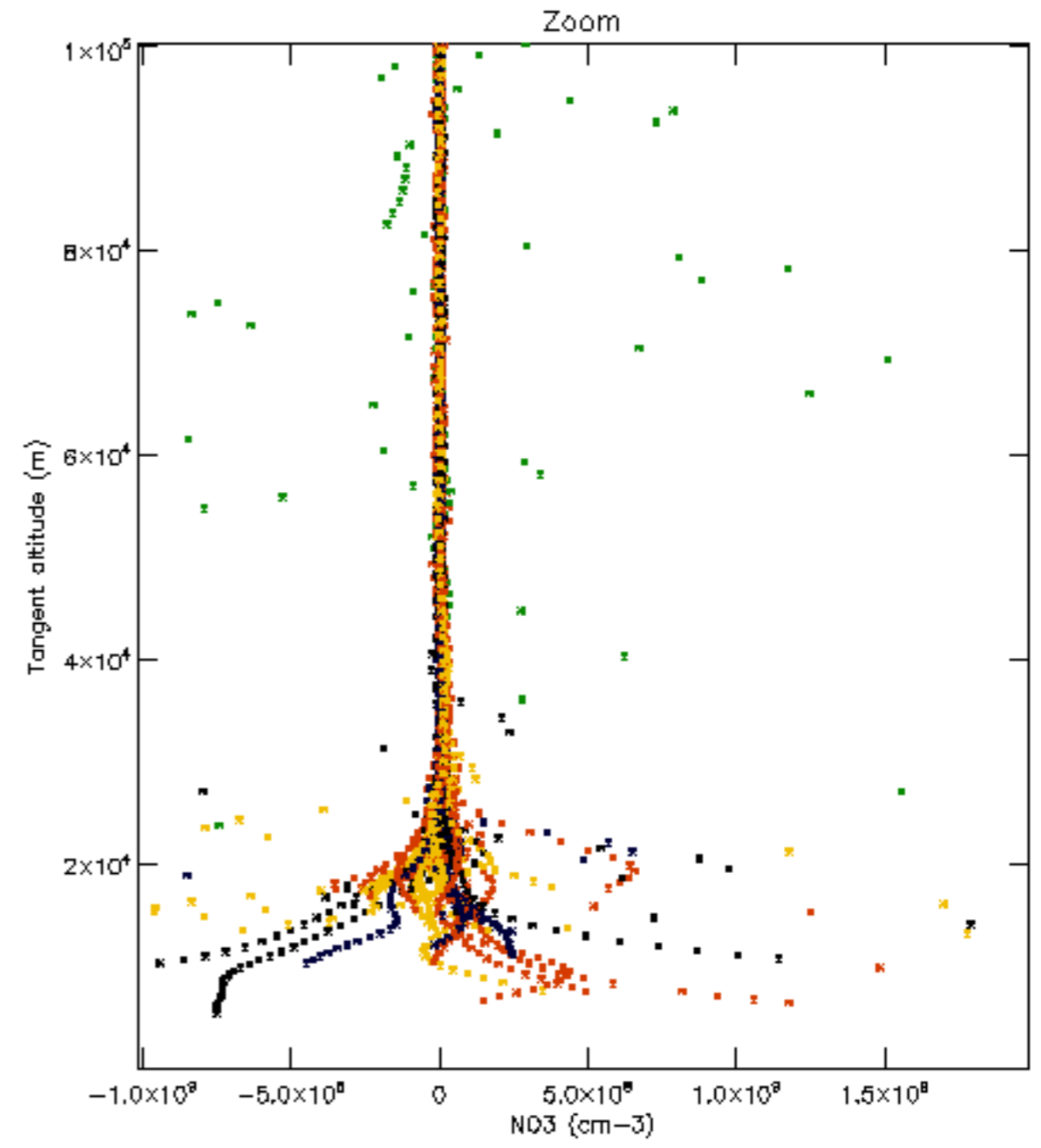
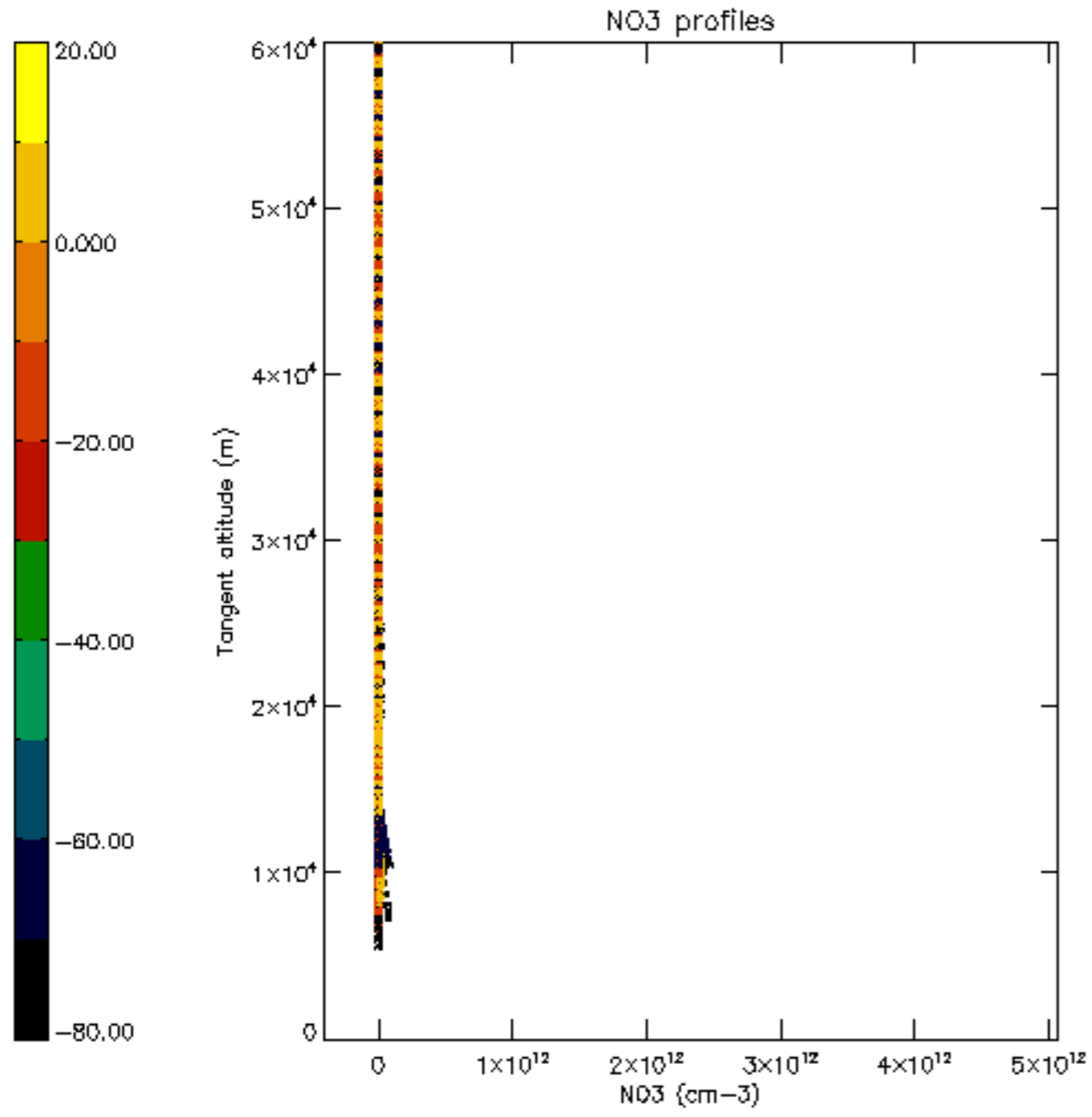


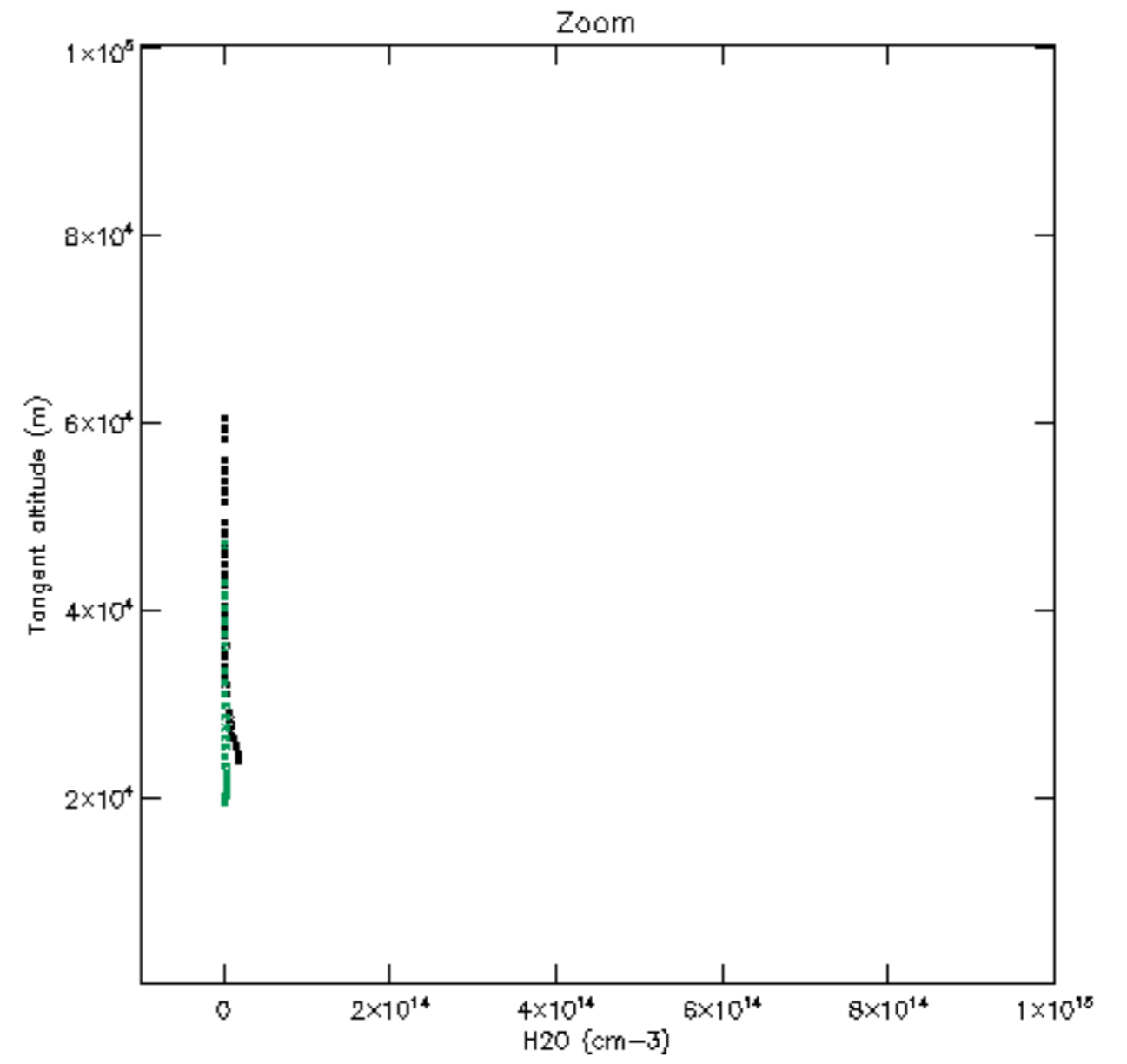
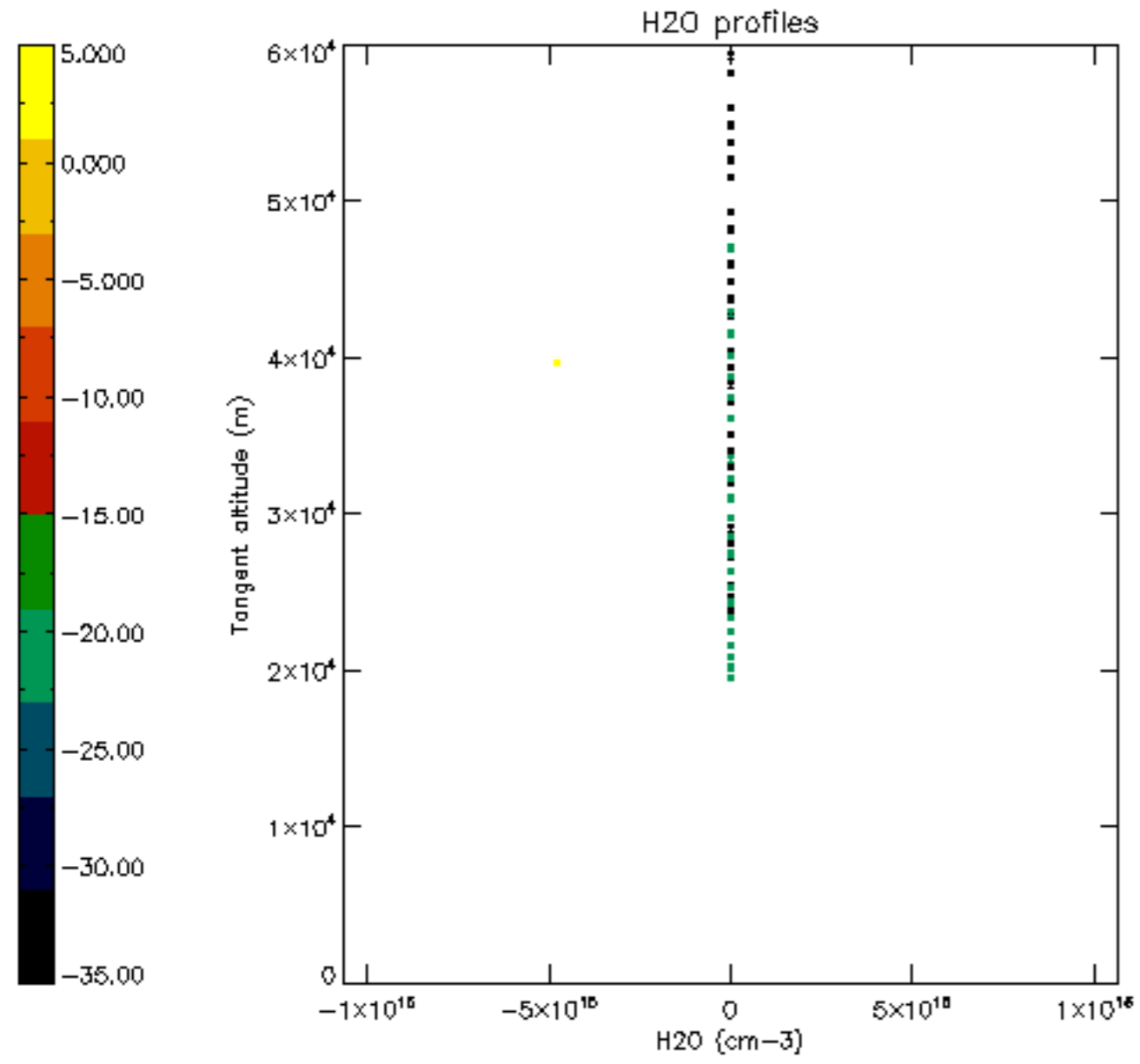


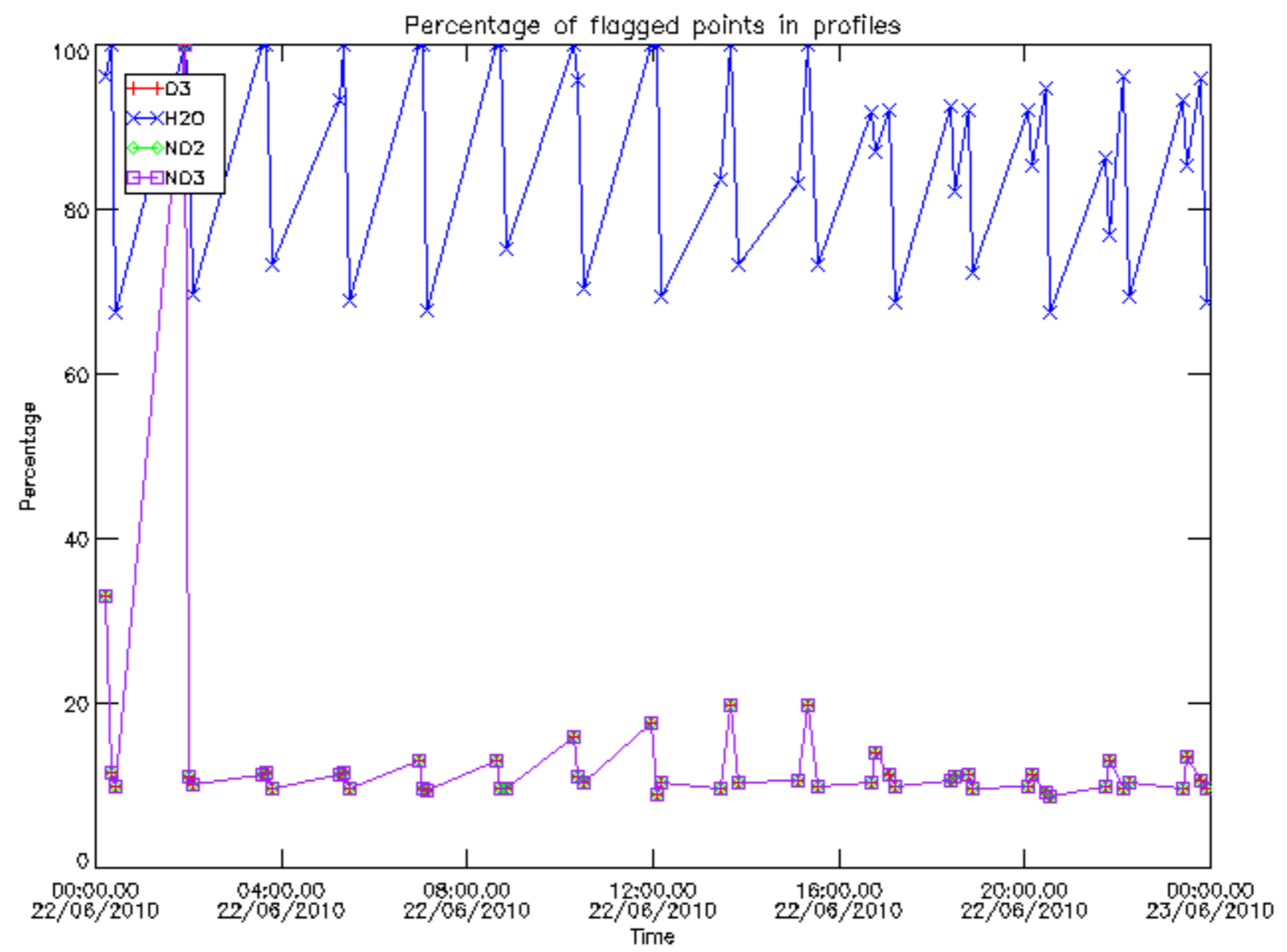




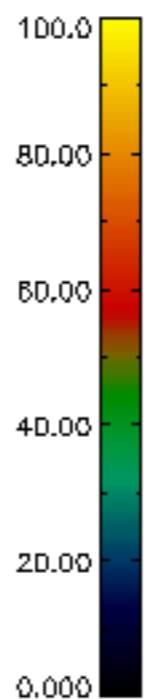
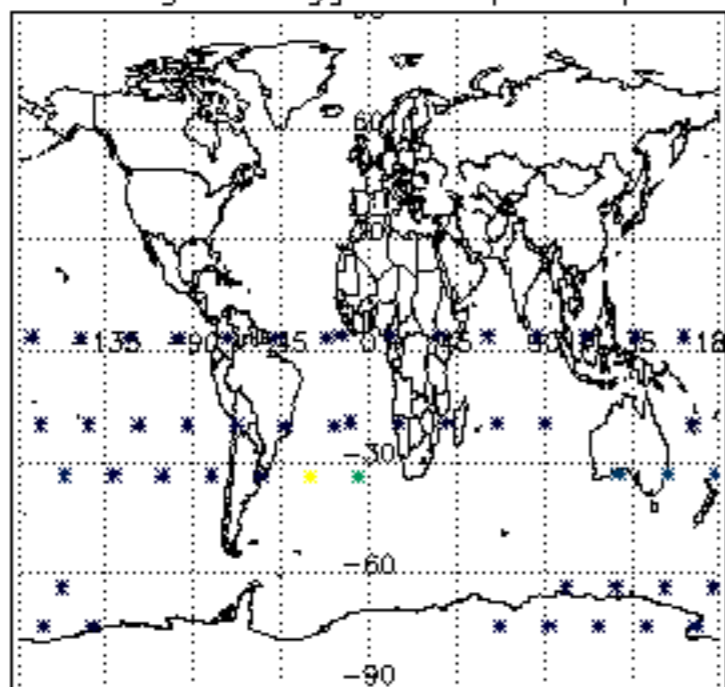




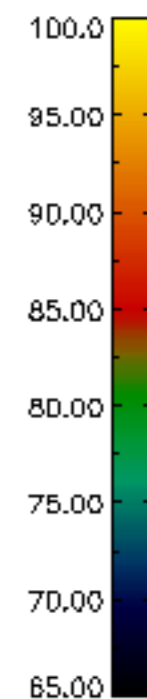
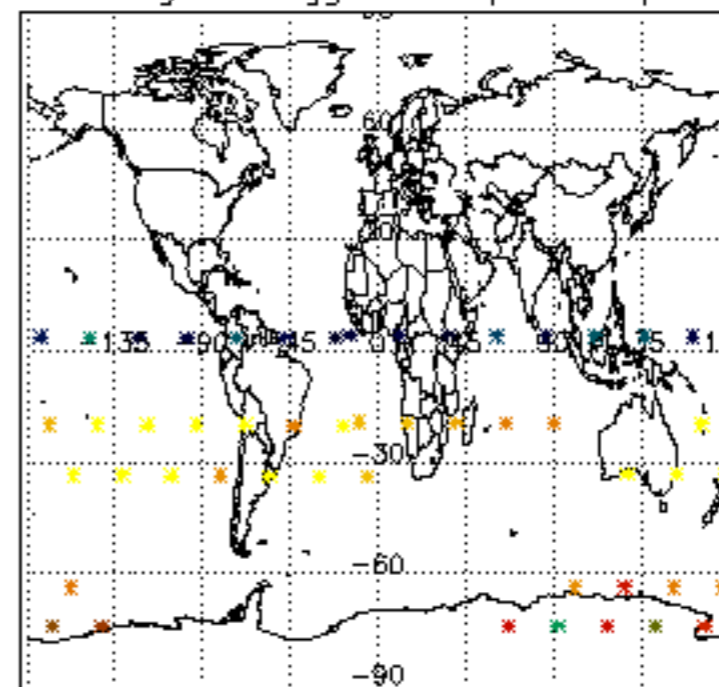




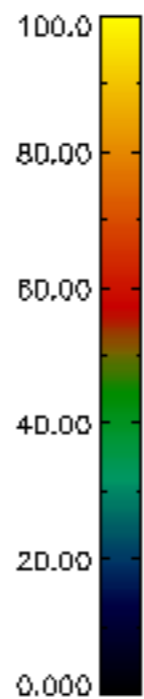
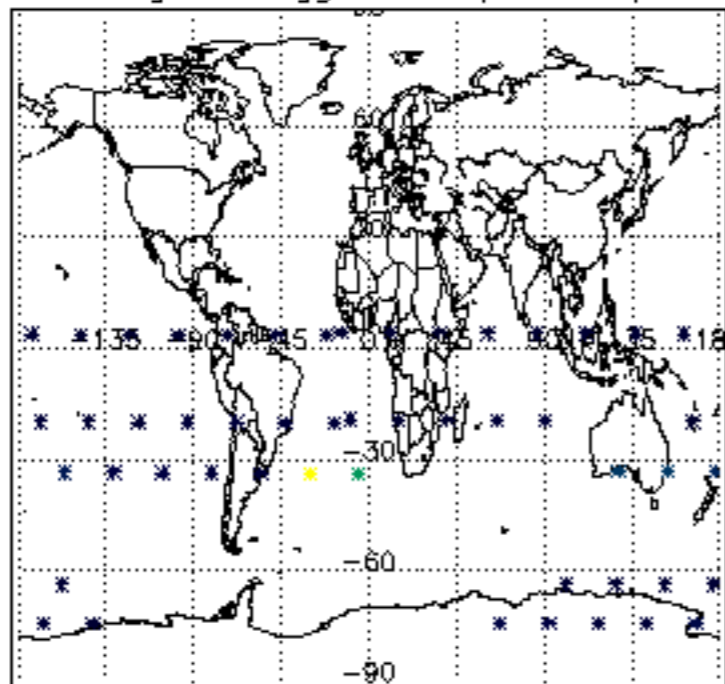
Percentage of flagged data per D3 profile



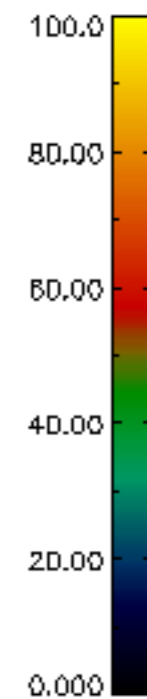
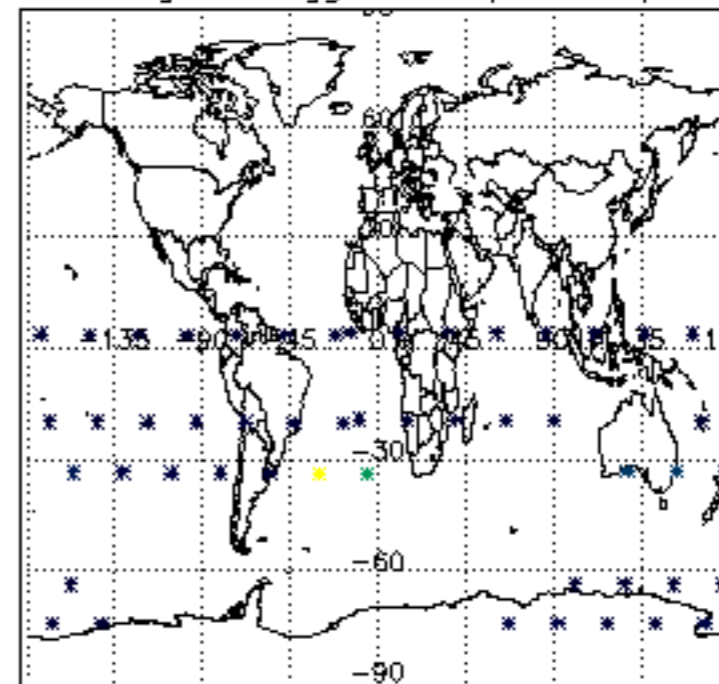
Percentage of flagged data per H2O profile

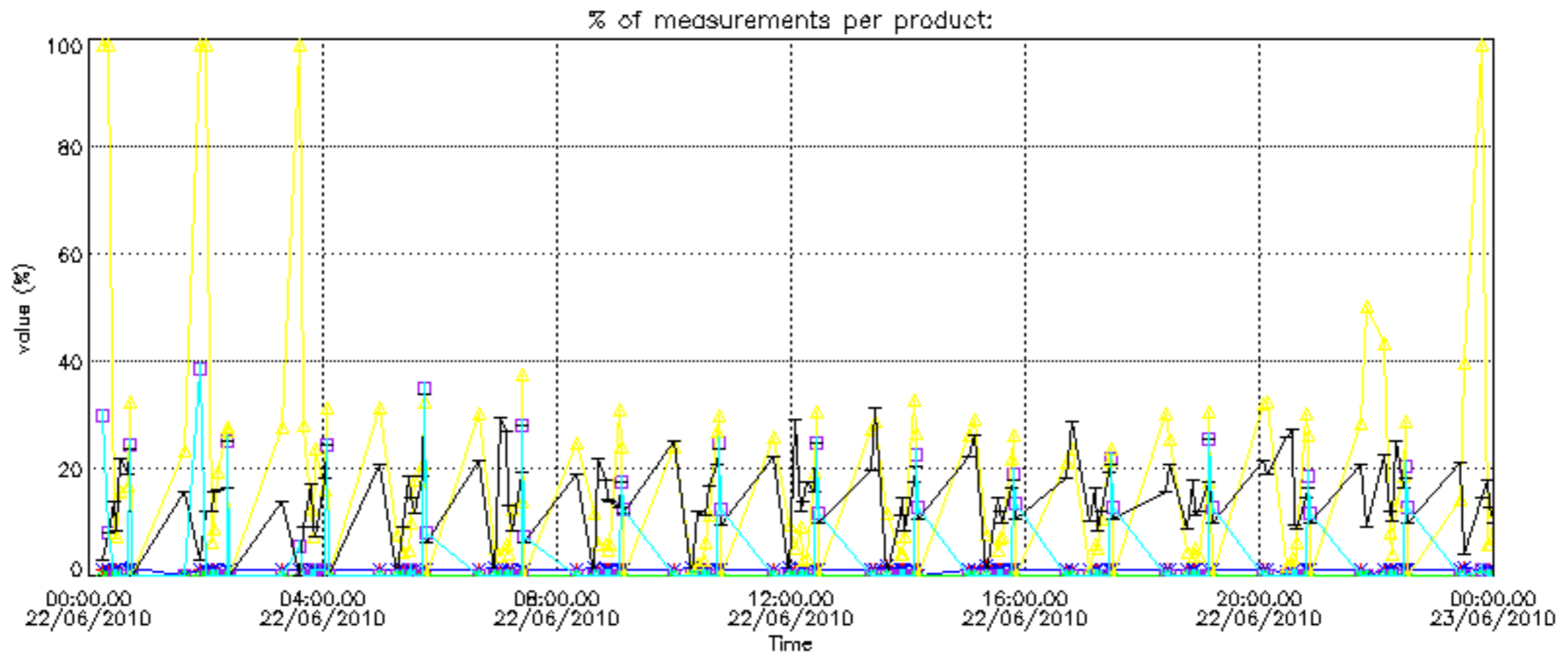


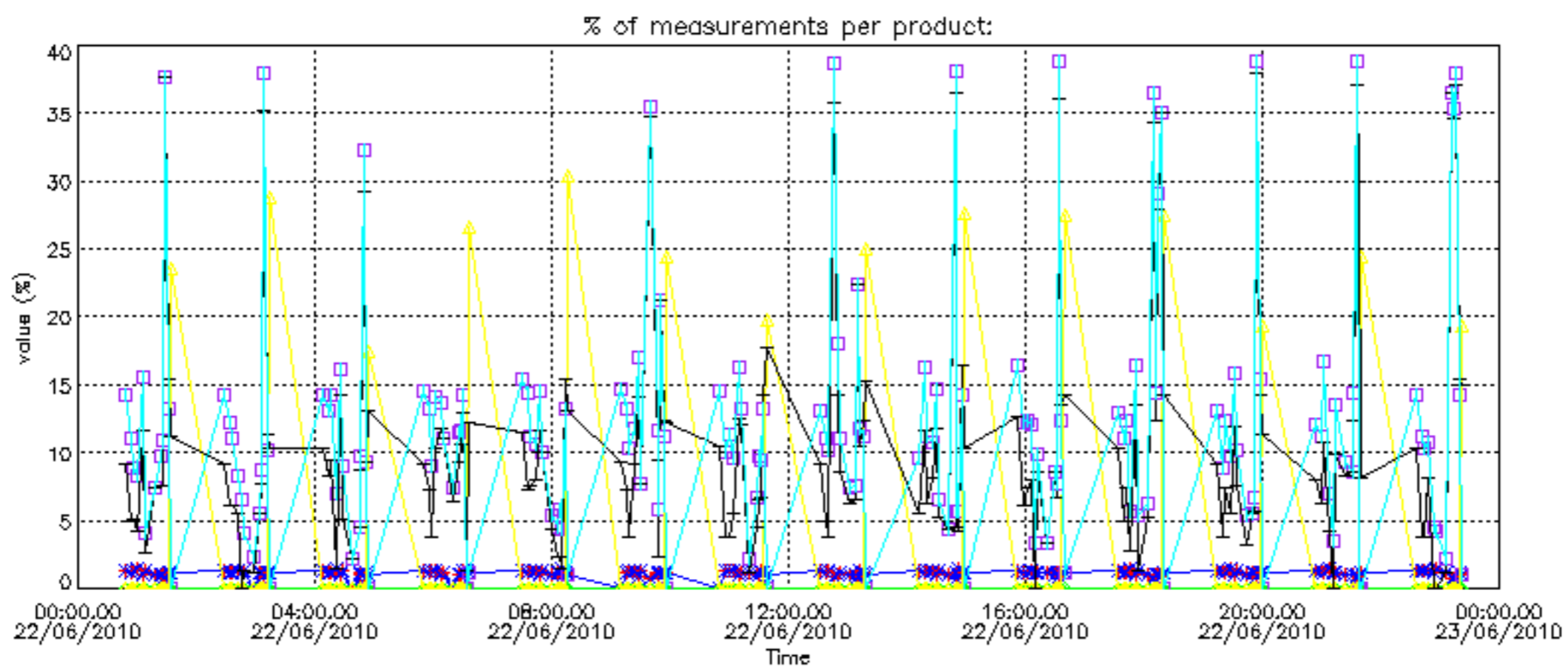
Percentage of flagged data per NO2 profile



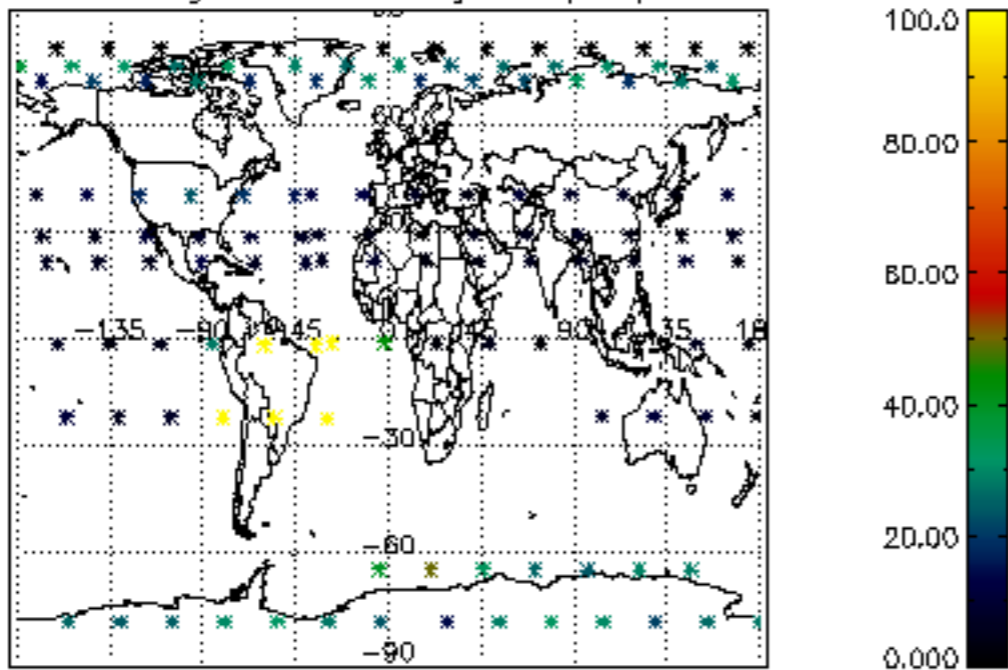
Percentage of flagged data per NO3 profile



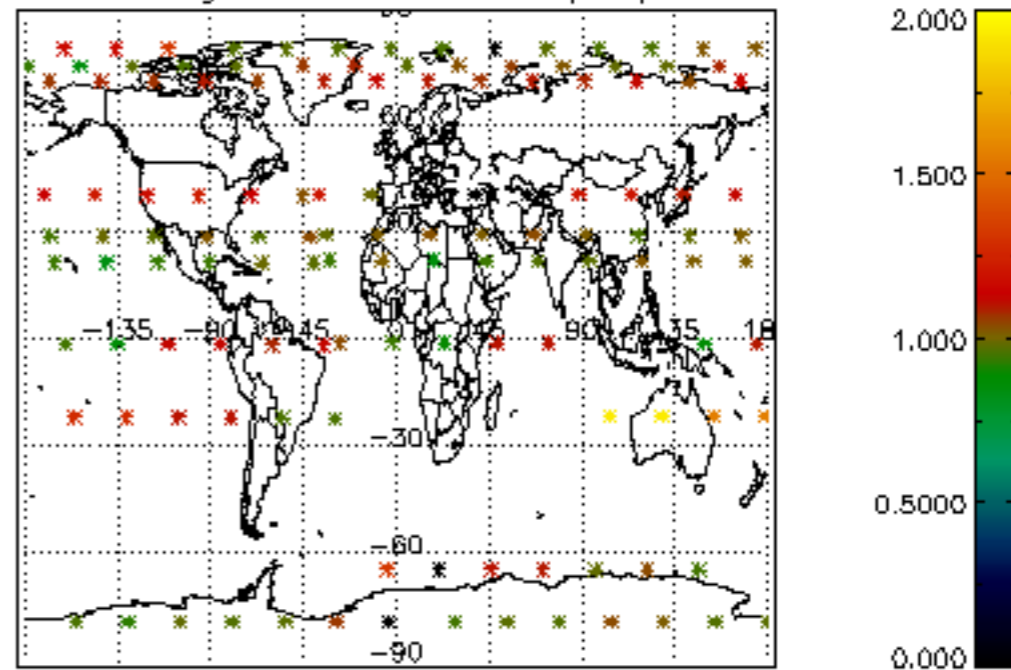




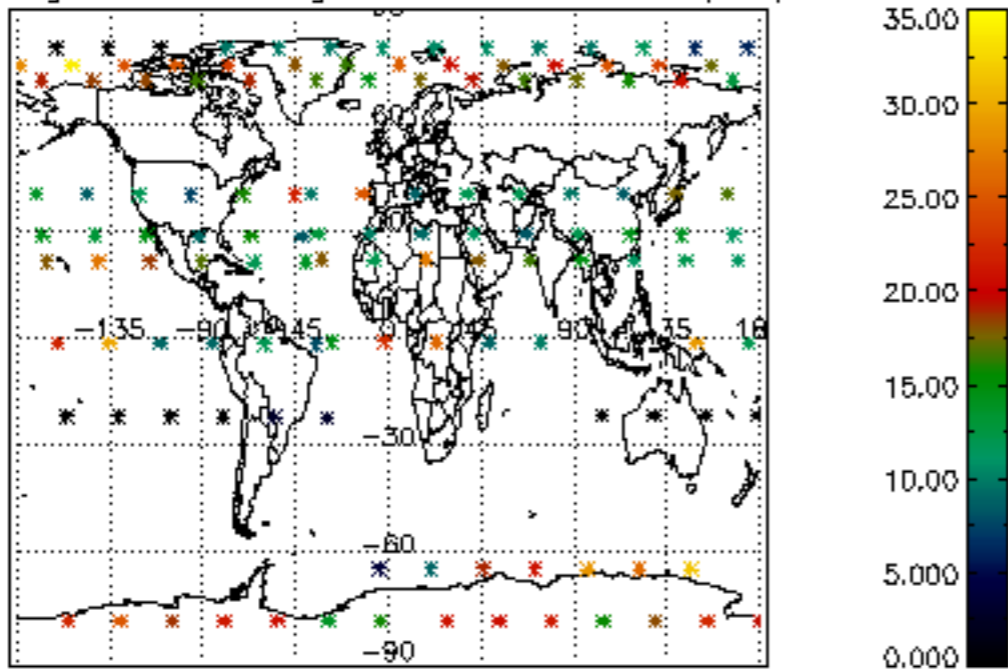
Percentage of cosmic ray hits per profile



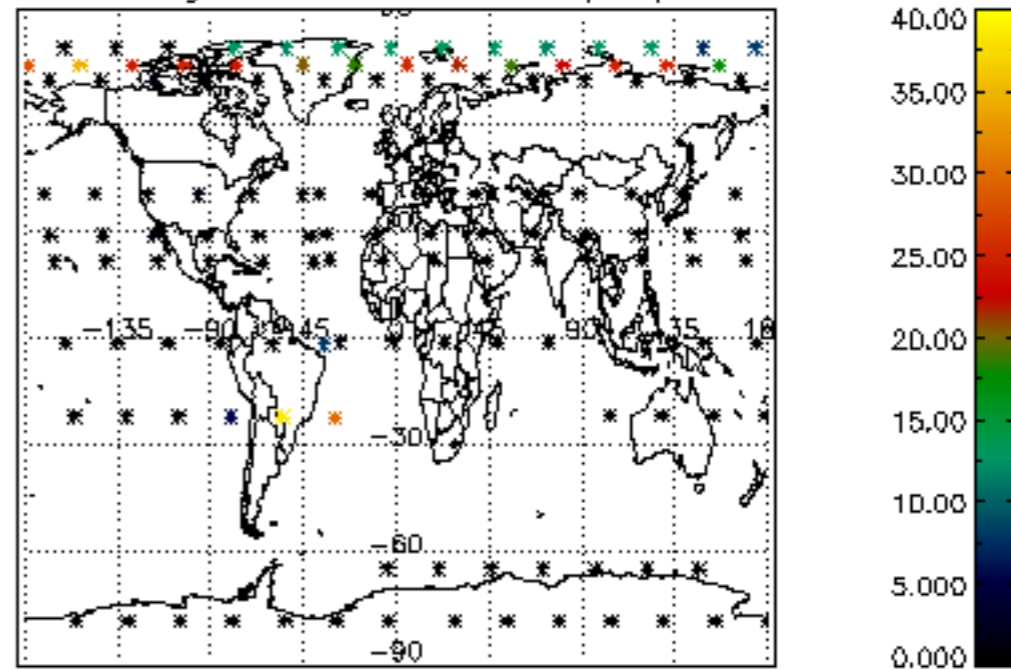
Percentage of datation errors per profile



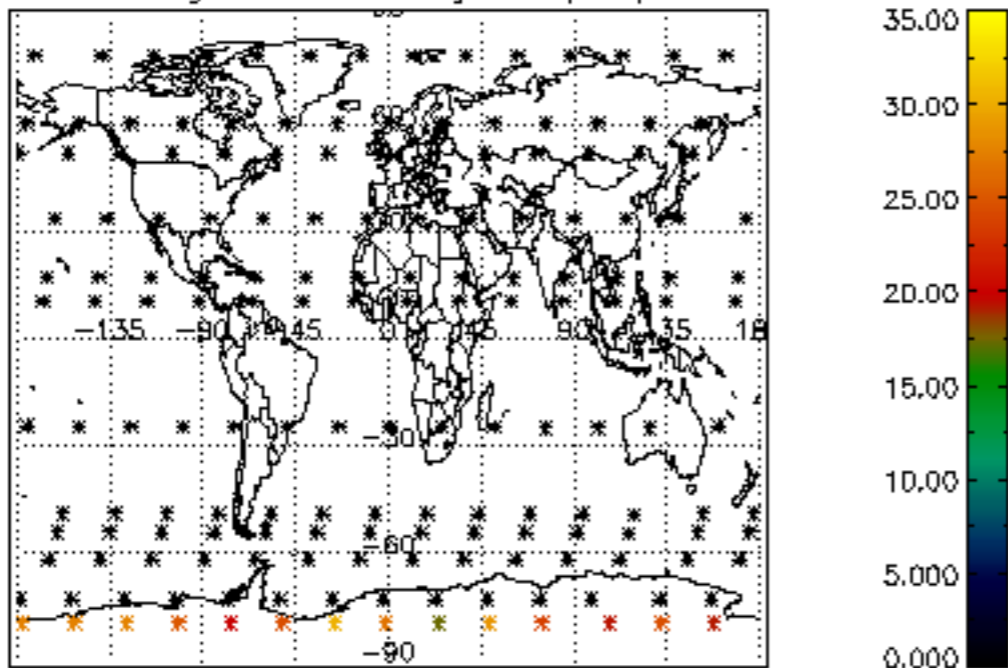
Percentage of star falling outside central band per profile



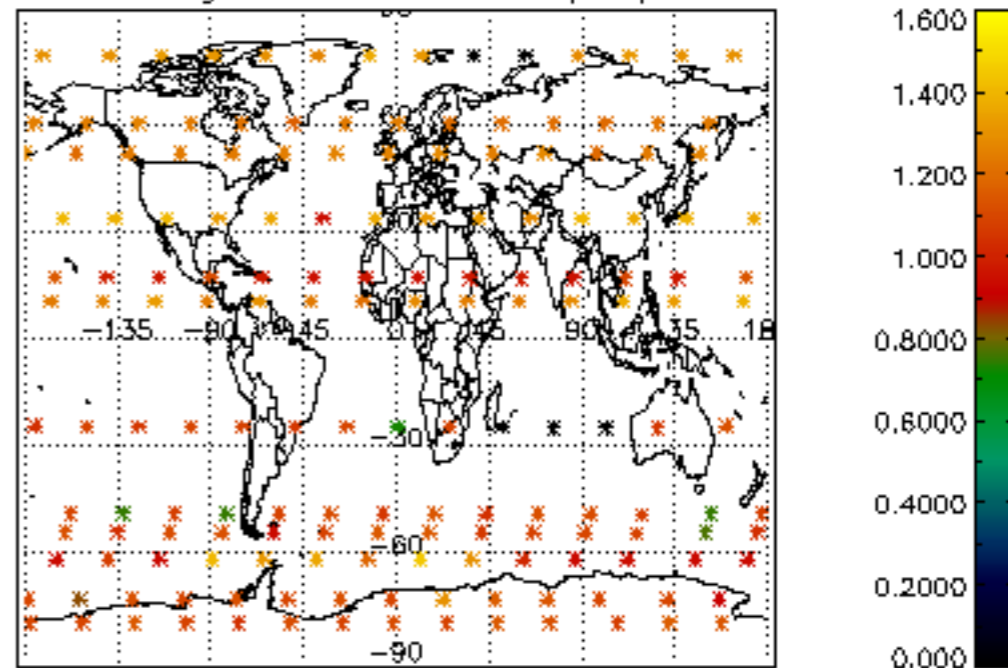
Percentage of saturation errors per profile



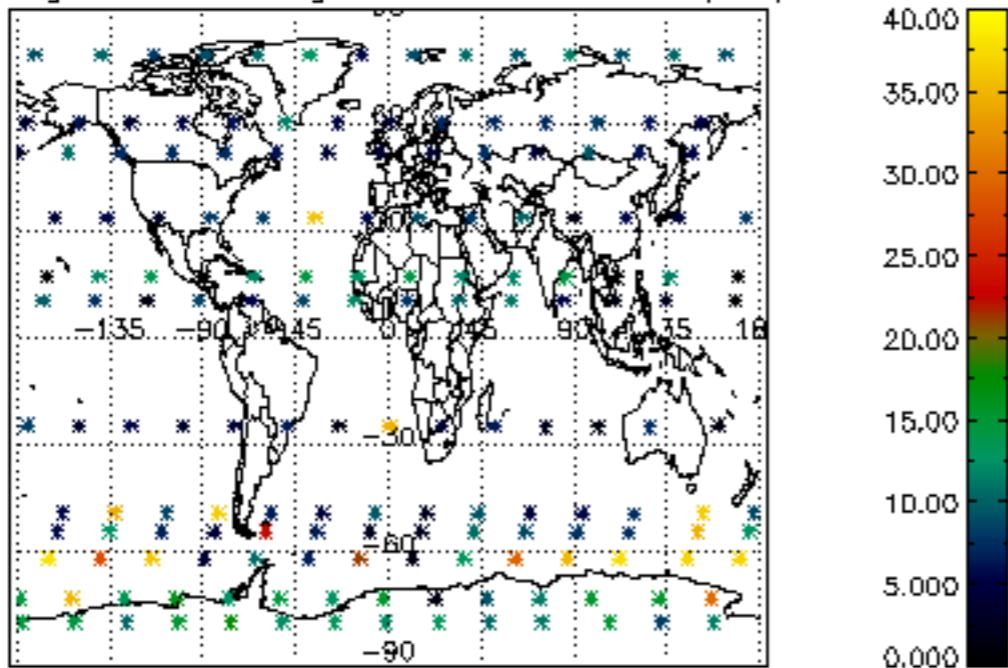
Percentage of cosmic ray hits per profile



Percentage of datation errors per profile



Percentage of star falling outside central band per profile



Percentage of saturation errors per profile

