

GOMOS Level 2 Daily Report

SUMMARY

[1. General Info](#)

[2. Summary of processed GOM_NL_2P products](#)

[3. Level 2 Quality information per product](#)

[3.1 Plot of level 2 quality information per product \(time dependant\)](#)

[3.2 Plot of level 2 quality information per product \(world map\)](#)

[4. Level 1 Quality information per product \(stored on level 2 products\)](#)

[4.1 Plot of level 1 quality information per product \(time dependant\)](#)

[4.1.1 Plot of level 1 quality information per product \(time dependant\): ASCENDING](#)

[4.1.2 Plot of level 1 quality information per product \(time dependant\): DESCENDING](#)

[4.2 Plot of level 1 quality information per product \(world map\)](#)

[4.2.1 Plot of level 1 quality information per product \(world map\): ASCENDING](#)

[4.2.2 Plot of level 1 quality information per product \(world map\): DESCENDING](#)

[5. Ozone profiles based on quality statistics and other trace gas profiles](#)

[5.1 Ozone statistics based on quality of products](#)

[5.2 Plot ozone profiles for all STD \(dark without errors\)](#)

[5.3 Plot ozone profiles where STD < 20% \(dark without errors\)](#)

[5.4. Plot ozone profiles where STD < 10% \(dark without errors\)](#)

[5.5. Plot ozone profiles where STD < 5% \(dark without errors\)](#)

[5.6 Plot NO2 profiles for all STD \(dark without errors\)](#)

[5.7 Plot NO3 profiles for all STD \(dark without errors\)](#)

[5.8 Plot H2O profiles \(only for occultations of stars 1,2,3,4,13,14,16,26,63 dark without errors\) for all STD](#)

[6. Auxiliary Data Files used for the production reported in section 2](#)

This report presents the daily analysis on parameters extracted from GOMOS level 2 data (GOM_NL__2P). It is intended to monitor some important parameters that will impact the quality of these products. A list of level 2 products (and content) that have arrived during the reporting day to the PCF is also given.

Item	Value
Time of report generation	29APR2013 12:09:45
Data source version	GOMOS/6.01
Start time of products	20-06-2010 (20JUN2010 00:00:00)
Stop time of products	21-06-2010 (21JUN2010 00:00:00)
Store outputs in DB	Yes
Nb of level 2 prods	301
Nb of prods with errors	0

2. Summary of processed GOM_NL__2P products.

Nr	Filename	UTC Start time	Limb	Duration	Star Id	Star Name	Star Mag	Star Temp	Nb Meas	Orbit	Prod. error
1	GOM_NL__2PRFIN20100620_000313_000000462090_00274_43414_5487.N1	20-JUN-2010 00:03:13	Twilight	45.500	38	20Eps Sgr	1.8360	11000.	91	43414	No
2	GOM_NL__2PRFIN20100620_000441_000000502090_00274_43414_5488.N1	20-JUN-2010 00:04:41	Twilight	49.500	116	19Del Sgr	2.7000	4100.0	99	43414	No
3	GOM_NL__2PRFIN20100620_000948_000000382090_00274_43414_5489.N1	20-JUN-2010 00:09:48	Bright	38.000	86	35Eta Oph	2.4300	10200.	76	43414	No
4	GOM_NL__2PRFIN20100620_001604_000000422090_00274_43414_5490.N1	20-JUN-2010 00:16:04	Bright	41.500	126	60Bet Oph	2.7700	4250.0	83	43414	No
5	GOM_NL__2PRFIN20100620_001831_000000442090_00274_43414_5491.N1	20-JUN-2010 00:18:31	Bright	43.500	59	55Alp Oph	2.0800	8900.0	87	43414	No
6	GOM_NL__2PRFIN20100620_002042_000000372090_00274_43414_5492.N1	20-JUN-2010 00:20:42	Bright	37.000	127	27Bet Her	2.7810	4700.0	74	43414	No
7	GOM_NL__2PRFIN20100620_002339_000000382090_00274_43414_5493.N1	20-JUN-2010 00:23:39	Bright	38.000	133	40Zet Her	2.8070	6000.0	76	43414	No
8	GOM_NL__2PRFIN20100620_003015_000000372090_00274_43414_5494.N1	20-JUN-2010 00:30:15	Bright	37.000	130	23Bet Dra	2.7990	5800.0	74	43414	No
9	GOM_NL__2PRFIN20100620_003204_000000382090_00274_43414_5495.N1	20-JUN-2010 00:32:04	Bright	37.500	119	14Eta Dra	2.7270	4700.0	75	43414	No
10	GOM_NL__2PRFIN20100620_004021_000000482090_00274_43414_5496.N1	20-JUN-2010 00:40:21	Bright	47.500	89	5Alp Cep	2.4510	8000.0	95	43414	No
11	GOM_NL__2PRFIN20100620_004705_000000462090_00274_43414_5497.N1	20-JUN-2010 00:47:05	Bright	45.500	74	11Bet Cas	2.2680	6600.0	91	43414	No
12	GOM_NL__2PRFIN20100620_004833_000000482090_00274_43414_5498.N1	20-JUN-2010 00:48:33	Bright	47.500	68	18Alp Cas	2.2250	4500.0	95	43414	No
13	GOM_NL__2PRFIN20100620_005032_000000342090_00274_43414_5499.N1	20-JUN-2010 00:50:32	Bright	34.000	160	23Gam Per	2.9300	4700.0	68	43414	No
14	GOM_NL__2PRFIN20100620_005358_000000452090_00274_43414_5500.N1	20-JUN-2010 00:53:58	Bright	45.000	73	57Gam1And	2.2600	13100.	90	43414	No
15	GOM_NL__2PRFIN20100620_005622_000000642090_00274_43414_5501.N1	20-JUN-2010 00:56:22	Twilight	64.000	53	43Bet And	2.0480	3300.0	128	43414	No
16	GOM_NL__2PRFIN20100620_010002_000000492090_00274_43414_5502.N1	20-JUN-2010 01:00:02	Twilight	48.500	50	13Alp Ari	2.0070	4250.0	97	43414	No
17	GOM_NL__2PRFIN20100620_011634_000000592090_00274_43414_5503.N1	20-JUN-2010 01:16:34	Dark	58.500	52	16Bet Cet	2.0370	4500.0	117	43414	No
18	GOM_NL__2PRFIN20100620_012230_000000472090_00274_43414_5504.N1	20-JUN-2010 01:22:30	Dark	46.500	84	Alp Phe	2.3970	4500.0	93	43414	No
19	GOM_NL__2PRFIN20100620_012852_000000552090_00275_43415_5492.N1	20-JUN-2010 01:28:52	Dark	54.500	63	Bet Gru	2.1500	2800.0	109	43415	No
20	GOM_NL__2PRFIN20100620_013056_000000512090_00275_43415_5493.N1	20-JUN-2010 01:30:56	Straylight	50.500	31	Alp Gru	1.7340	15200.	101	43415	No
21	GOM_NL__2PRFIN20100620_013423_000000442090_00275_43415_5494.N1	20-JUN-2010 01:34:23	Straylight	43.500	45	Alp Pav	1.9400	26000.	87	43415	No
22	GOM_NL__2PRFIN20100620_014350_000000482090_00275_43415_5495.N1	20-JUN-2010 01:43:50	Twilight	48.000	38	20Eps Sgr	1.8360	11000.	96	43415	No
23	GOM_NL__2PRFIN20100620_014517_000000492090_00275_43415_5496.N1	20-JUN-2010 01:45:17	Twilight	49.000	116	19Del Sgr	2.7000	4100.0	98	43415	No
24	GOM_NL__2PRFIN20100620_015024_000000392090_00275_43415_5497.N1	20-JUN-2010 01:50:24	Bright	38.500	86	35Eta Oph	2.4300	10200.	77	43415	No
25	GOM_NL__2PRFIN20100620_015640_000000442090_00275_43415_5498.N1	20-JUN-2010 01:56:40	Bright	43.500	126	60Bet Oph	2.7700	4250.0	87	43415	No
26	GOM_NL__2PRFIN20100620_015907_000000432090_00275_43415_5499.N1	20-JUN-2010 01:59:07	Bright	42.500	59	55Alp Oph	2.0800	8900.0	85	43415	No
27	GOM_NL__2PRFIN20100620_020118_000000382090_00275_43415_5500.N1	20-JUN-2010 02:01:18	Bright	37.500	127	27Bet Her	2.7810	4700.0	75	43415	No
28	GOM_NL__2PRFIN20100620_020414_000000402090_00275_43415_5501.N1	20-JUN-2010 02:04:14	Bright	39.500	133	40Zet Her	2.8070	6000.0	79	43415	No
29	GOM_NL__2PRFIN20100620_021051_000000402090_00275_43415_5502.N1	20-JUN-2010 02:10:51	Bright	40.000	130	23Bet Dra	2.7990	5800.0	80	43415	No
30	GOM_NL__2PRFIN20100620_021239_000000352090_00275_43415_5503.N1	20-JUN-2010 02:12:39	Bright	34.500	119	14Eta Dra	2.7270	4700.0	69	43415	No
31	GOM_NL__2PRFIN20100620_022057_000000482090_00275_43415_5504.N1	20-JUN-2010 02:20:57	Bright	47.500	89	5Alp Cep	2.4510	8000.0	95	43415	No
32	GOM_NL__2PRFIN20100620_022741_000000472090_00275_43415_5505.N1	20-JUN-2010 02:27:41	Bright	46.500	74	11Bet Cas	2.2680	6600.0	93	43415	No
33	GOM_NL__2PRFIN20100620_022909_000000442090_00275_43415_5506.N1	20-JUN-2010 02:29:09	Bright	43.500	68	18Alp Cas	2.2250	4500.0	87	43415	No
34	GOM_NL__2PRFIN20100620_023108_000000452090_00275_43415_5507.N1	20-JUN-2010 02:31:08	Bright	45.000	160	23Gam Per	2.9300	4700.0	90	43415	No
35	GOM_NL__2PRFIN20100620_023434_000000552090_00275_43415_5508.N1	20-JUN-2010 02:34:34	Bright	55.000	73	57Gam1And	2.2600	13100.	110	43415	No
36	GOM_NL__2PRFIN20100620_023658_000000652090_00275_43415_5509.N1	20-JUN-2010 02:36:58	Twilight	65.000	53	43Bet And	2.0480	3300.0	130	43415	No
37	GOM_NL__2PRFIN20100620_024038_000000512090_00275_43415_5510.N1	20-JUN-2010 02:40:38	Twilight	51.000	50	13Alp Ari	2.0070	4250.0	102	43415	No
38	GOM_NL__2PRFIN20100620_025711_000000582090_00275_43415_5511.N1	20-JUN-2010 02:57:11	Dark	58.000	52	16Bet Cet	2.0370	4500.0	116	43415	No
39	GOM_NL__2PRFIN20100620_030307_000000462090_00275_43415_5512.N1	20-JUN-2010 03:03:07	Dark	45.500	84	Alp Phe	2.3970	4500.0	91	43415	No
40	GOM_NL__2PRFIN20100620_030930_000000542090_00276_43416_5500.N1	20-JUN-2010 03:09:30	Dark	53.500	63	Bet Gru	2.1500	2800.0	107	43416	No
41	GOM_NL__2PRFIN20100620_031133_000000492090_00276_43416_5501.N1	20-JUN-2010 03:11:33	Straylight	49.000	31	Alp Gru	1.7340	15200.	98	43416	No
42	GOM_NL__2PRFIN20100620_031500_000000452090_00276_43416_5502.N1	20-JUN-2010 03:15:00	Straylight	44.500	45	Alp Pav	1.9400	26000.	89	43416	No

43	GOM_NL__2PRFIN20100620_032426_000000482090_00276_43416_5503.N1	20-JUN-2010 03:24:26	Twilight	48.000	38	20Eps Sgr	1.8360	11000.	96	43416	No
44	GOM_NL__2PRFIN20100620_032553_000000512090_00276_43416_5504.N1	20-JUN-2010 03:25:53	Twilight	50.500	116	19Del Sgr	2.7000	4100.0	101	43416	No
45	GOM_NL__2PRFIN20100620_033101_000000402090_00276_43416_5505.N1	20-JUN-2010 03:31:01	Bright	39.500	86	35Eta Oph	2.4300	10200.	79	43416	No
46	GOM_NL__2PRFIN20100620_033715_000000432090_00276_43416_5506.N1	20-JUN-2010 03:37:15	Bright	43.000	126	60Bet Oph	2.7700	4250.0	86	43416	No
47	GOM_NL__2PRFIN20100620_033943_000000402090_00276_43416_5507.N1	20-JUN-2010 03:39:43	Bright	40.000	59	55Alp Oph	2.0800	8900.0	80	43416	No
48	GOM_NL__2PRFIN20100620_034154_000000352090_00276_43416_5508.N1	20-JUN-2010 03:41:54	Bright	35.000	127	27Bet Her	2.7810	4700.0	70	43416	No
49	GOM_NL__2PRFIN20100620_034450_000000402090_00276_43416_5509.N1	20-JUN-2010 03:44:50	Bright	39.500	133	40Zet Her	2.8070	6000.0	79	43416	No
50	GOM_NL__2PRFIN20100620_035126_000000392090_00276_43416_5510.N1	20-JUN-2010 03:51:26	Bright	38.500	130	23Bet Dra	2.7990	5800.0	77	43416	No
51	GOM_NL__2PRFIN20100620_035315_000000382090_00276_43416_5511.N1	20-JUN-2010 03:53:15	Bright	37.500	119	14Eta Dra	2.7270	4700.0	75	43416	No
52	GOM_NL__2PRFIN20100620_040132_000000452090_00276_43416_5512.N1	20-JUN-2010 04:01:32	Bright	44.500	89	5Alp Cep	2.4510	8000.0	89	43416	No
53	GOM_NL__2PRFIN20100620_040816_000000462090_00276_43416_5513.N1	20-JUN-2010 04:08:16	Bright	45.500	74	11Bet Cas	2.2680	6600.0	91	43416	No
54	GOM_NL__2PRFIN20100620_040944_000000442090_00276_43416_5514.N1	20-JUN-2010 04:09:44	Bright	43.500	68	18Alp Cas	2.2250	4500.0	87	43416	No
55	GOM_NL__2PRFIN20100620_041144_000000352090_00276_43416_5515.N1	20-JUN-2010 04:11:44	Bright	35.000	160	23Gam Per	2.9300	4700.0	70	43416	No
56	GOM_NL__2PRFIN20100620_041510_000000442090_00276_43416_5516.N1	20-JUN-2010 04:15:10	Bright	43.500	73	57Gam1And	2.2600	13100.	87	43416	No
57	GOM_NL__2PRFIN20100620_041734_000000572090_00276_43416_5517.N1	20-JUN-2010 04:17:34	Twilight	57.000	53	43Bet And	2.0480	3300.0	114	43416	No
58	GOM_NL__2PRFIN20100620_042114_000000572090_00276_43416_5518.N1	20-JUN-2010 04:21:14	Twilight	56.500	50	13Alp Ari	2.0070	4250.0	113	43416	No
59	GOM_NL__2PRFIN20100620_043748_000000642090_00276_43416_5519.N1	20-JUN-2010 04:37:48	Dark	63.500	52	16Bet Cet	2.0370	4500.0	127	43416	No
60	GOM_NL__2PRFIN20100620_044344_000000452090_00276_43416_5520.N1	20-JUN-2010 04:43:44	Dark	44.500	84	Alp Phe	2.3970	4500.0	89	43416	No
61	GOM_NL__2PRFIN20100620_045007_000000552090_00277_43417_5508.N1	20-JUN-2010 04:50:07	Dark	54.500	63	Bet Gru	2.1500	2800.0	109	43417	No
62	GOM_NL__2PRFIN20100620_045210_000000522090_00277_43417_5509.N1	20-JUN-2010 04:52:10	Straylight	52.000	31	Alp Gru	1.7340	15200.	104	43417	No
63	GOM_NL__2PRFIN20100620_045537_000000442090_00277_43417_5510.N1	20-JUN-2010 04:55:37	Straylight	43.500	45	Alp Pav	1.9400	26000.	87	43417	No
64	GOM_NL__2PRFIN20100620_050502_000000482090_00277_43417_5511.N1	20-JUN-2010 05:05:02	Twilight	47.500	38	20Eps Sgr	1.8360	11000.	95	43417	No
65	GOM_NL__2PRFIN20100620_050629_000000522090_00277_43417_5512.N1	20-JUN-2010 05:06:29	Twilight	51.500	116	19Del Sgr	2.7000	4100.0	103	43417	No
66	GOM_NL__2PRFIN20100620_051137_000000392090_00277_43417_5513.N1	20-JUN-2010 05:11:37	Bright	38.500	86	35Eta Oph	2.4300	10200.	77	43417	No
67	GOM_NL__2PRFIN20100620_051751_000000422090_00277_43417_5514.N1	20-JUN-2010 05:17:51	Bright	41.500	126	60Bet Oph	2.7700	4250.0	83	43417	No
68	GOM_NL__2PRFIN20100620_052018_000000422090_00277_43417_5515.N1	20-JUN-2010 05:20:18	Bright	42.000	59	55Alp Oph	2.0800	8900.0	84	43417	No
69	GOM_NL__2PRFIN20100620_052230_000000352090_00277_43417_5516.N1	20-JUN-2010 05:22:30	Bright	35.000	127	27Bet Her	2.7810	4700.0	70	43417	No
70	GOM_NL__2PRFIN20100620_052526_000000382090_00277_43417_5517.N1	20-JUN-2010 05:25:26	Bright	38.000	133	40Zet Her	2.8070	6000.0	76	43417	No
71	GOM_NL__2PRFIN20100620_053202_000000412090_00277_43417_5518.N1	20-JUN-2010 05:32:02	Bright	41.000	130	23Bet Dra	2.7990	5800.0	82	43417	No
72	GOM_NL__2PRFIN20100620_053351_000000362090_00277_43417_5519.N1	20-JUN-2010 05:33:51	Bright	36.000	119	14Eta Dra	2.7270	4700.0	72	43417	No
73	GOM_NL__2PRFIN20100620_054207_000000452090_00277_43417_5520.N1	20-JUN-2010 05:42:07	Bright	45.000	89	5Alp Cep	2.4510	8000.0	90	43417	No
74	GOM_NL__2PRFIN20100620_054852_000000462090_00277_43417_5521.N1	20-JUN-2010 05:48:52	Bright	45.500	74	11Bet Cas	2.2680	6600.0	91	43417	No
75	GOM_NL__2PRFIN20100620_055020_000000472090_00277_43417_5522.N1	20-JUN-2010 05:50:20	Bright	46.500	68	18Alp Cas	2.2250	4500.0	93	43417	No
76	GOM_NL__2PRFIN20100620_055220_000000462090_00277_43417_5523.N1	20-JUN-2010 05:52:20	Bright	46.000	160	23Gam Per	2.9300	4700.0	92	43417	No
77	GOM_NL__2PRFIN20100620_055546_000000432090_00277_43417_5524.N1	20-JUN-2010 05:55:46	Bright	43.000	73	57Gam1And	2.2600	13100.	86	43417	No
78	GOM_NL__2PRFIN20100620_055810_000000572090_00277_43417_5525.N1	20-JUN-2010 05:58:10	Twilight	57.000	53	43Bet And	2.0480	3300.0	114	43417	No
79	GOM_NL__2PRFIN20100620_060150_000000522090_00277_43417_5526.N1	20-JUN-2010 06:01:50	Twilight	51.500	50	13Alp Ari	2.0070	4250.0	103	43417	No
80	GOM_NL__2PRFIN20100620_061825_000000592090_00277_43417_5527.N1	20-JUN-2010 06:18:25	Dark	58.500	52	16Bet Cet	2.0370	4500.0	117	43417	No
81	GOM_NL__2PRFIN20100620_062421_000000472090_00277_43417_5528.N1	20-JUN-2010 06:24:21	Dark	47.000	84	Alp Phe	2.3970	4500.0	94	43417	No
82	GOM_NL__2PRFIN20100620_063044_000000662090_00278_43418_5516.N1	20-JUN-2010 06:30:44	Dark	65.500	63	Bet Gru	2.1500	2800.0	131	43418	No
83	GOM_NL__2PRFIN20100620_063247_000000522090_00278_43418_5517.N1	20-JUN-2010 06:32:47	Straylight	52.000	31	Alp Gru	1.7340	15200.	104	43418	No
84	GOM_NL__2PRFIN20100620_063613_000000432090_00278_43418_5518.N1	20-JUN-2010 06:36:13	Straylight	42.500	45	Alp Pav	1.9400	26000.	85	43418	No
85	GOM_NL__2PRFIN20100620_064539_000000462090_00278_43418_5519.N1	20-JUN-2010 06:45:39	Twilight	46.000	38	20Eps Sgr	1.8360	11000.	92	43418	No
86	GOM_NL__2PRFIN20100620_064705_000000512090_00278_43418_5520.N1	20-JUN-2010 06:47:05	Twilight	51.000	116	19Del Sgr	2.7000	4100.0	102	43418	No
87	GOM_NL__2PRFIN20100620_065213_000000402090_00278_43418_5521.N1	20-JUN-2010 06:52:13	Bright	39.500	86	35Eta Oph	2.4300	10200.	79	43418	No
88	GOM_NL__2PRFIN20100620_065827_000000422090_00278_43418_5522.N1	20-JUN-2010 06:58:27	Bright	42.000	126	60Bet Oph	2.7700	4250.0	84	43418	No
89	GOM_NL__2PRFIN20100620_070054_000000422090_00278_43418_5523.N1	20-JUN-2010 07:00:54	Bright	41.500	59	55Alp Oph	2.0800	8900.0	83	43418	No
90	GOM_NL__2PRFIN20100620_070305_000000392090_00278_43418_5524.N1	20-JUN-2010 07:03:05	Bright	38.500	127	27Bet Her	2.7810	4700.0	77	43418	No
91	GOM_NL__2PRFIN20100620_070602_000000382090_00278_43418_5525.N1	20-JUN-2010 07:06:02	Bright	37.500	133	40Zet Her	2.8070	6000.0	75	43418	No
92	GOM_NL__2PRFIN20100620_071238_000000392090_00278_43418_5526.N1	20-JUN-2010 07:12:38	Bright	38.500	130	23Bet Dra	2.7990	5800.0	77	43418	No
93	GOM_NL__2PRFIN20100620_071427_000000372090_00278_43418_5527.N1	20-JUN-2010 07:14:27	Bright	37.000	119	14Eta Dra	2.7270	4700.0	74	43418	No
94	GOM_NL__2PRFIN20100620_072243_000000482090_00278_43418_5528.N1	20-JUN-2010 07:22:43	Bright	47.500	89	5Alp Cep	2.4510	8000.0	95	43418	No
95	GOM_NL__2PRFIN20100620_072928_000000462090_00278_43418_5529.N1	20-JUN-2010 07:29:28	Bright	45.500	74	11Bet Cas	2.2680	6600.0	91	43418	No
96	GOM_NL__2PRFIN20100620_073056_000000482090_00278_43418_5530.N1	20-JUN-2010 07:30:56	Bright	47.500	68	18Alp Cas	2.2250	4500.0	95	43418	No
97	GOM_NL__2PRFIN20100620_073256_000000532090_00278_43418_5531.N1	20-JUN-2010 07:32:56	Bright	53.000	160	23Gam Per	2.9300	4700.0	106	43418	No
98	GOM_NL__2PRFIN20100620_073622_000000442090_00278_43418_5532.N1	20-JUN-2010 07:36:22	Bright	44.000	73	57Gam1And	2.2600	13100.	88	43418	No
99	GOM_NL__2PRFIN20100620_073846_000000672090_00278_43418_5533.N1	20-JUN-2010 07:38:46	Twilight	67.000	53	43Bet And	2.0480	3300.0	134	43418	No
100	GOM_NL__2PRFIN20100620_074226_000000512090_00278_43418_5534.N1	20-JUN-2010 07:42:26	Twilight	51.000	50	13Alp Ari	2.0070	4250.0	102	43418	No
101	GOM_NL__2PRFIN20100620_075903_000000602090_00278_43418_5535.N1	20-JUN-2010 07:59:03	Dark	60.000	52	16Bet Cet	2.0370	4500.0	120	43418	No

102	GOM_NL__2PRFIN20100620_080458_000000542090_00278_43418_5536.N1	20-JUN-2010 08:04:58	Dark	54.000	84	Alp Phe	2.3970	4500.0	108	43418	No
103	GOM_NL__2PRFIN20100620_081120_000000602090_00279_43419_5524.N1	20-JUN-2010 08:11:20	Dark	59.500	63	Bet Gru	2.1500	2800.0	119	43419	No
104	GOM_NL__2PRFIN20100620_081323_000000482090_00279_43419_5525.N1	20-JUN-2010 08:13:23	Straylight	47.500	31	Alp Gru	1.7340	15200.	95	43419	No
105	GOM_NL__2PRFIN20100620_081650_000000412090_00279_43419_5526.N1	20-JUN-2010 08:16:50	Straylight	41.000	45	Alp Pav	1.9400	26000.	82	43419	No
106	GOM_NL__2PRFIN20100620_082615_000000472090_00279_43419_5527.N1	20-JUN-2010 08:26:15	Tw_i_and_stray	46.500	38	20Eps Sgr	1.8360	11000.	93	43419	No
107	GOM_NL__2PRFIN20100620_082742_000000602090_00279_43419_5528.N1	20-JUN-2010 08:27:42	Tw_i_and_stray	60.000	116	19Del Sgr	2.7000	4100.0	120	43419	No
108	GOM_NL__2PRFIN20100620_083249_000000392090_00279_43419_5529.N1	20-JUN-2010 08:32:49	Bright	38.500	86	35Eta Oph	2.4300	10200.	77	43419	No
109	GOM_NL__2PRFIN20100620_083903_000000422090_00279_43419_5530.N1	20-JUN-2010 08:39:03	Bright	42.000	126	60Bet Oph	2.7700	4250.0	84	43419	No
110	GOM_NL__2PRFIN20100620_084130_000000432090_00279_43419_5531.N1	20-JUN-2010 08:41:30	Bright	43.000	59	55Alp Oph	2.0800	8900.0	86	43419	No
111	GOM_NL__2PRFIN20100620_084341_000000352090_00279_43419_5532.N1	20-JUN-2010 08:43:41	Bright	35.000	127	27Bet Her	2.7810	4700.0	70	43419	No
112	GOM_NL__2PRFIN20100620_084638_000000392090_00279_43419_5533.N1	20-JUN-2010 08:46:38	Bright	39.000	133	40Zet Her	2.8070	6000.0	78	43419	No
113	GOM_NL__2PRFIN20100620_085314_000000412090_00279_43419_5534.N1	20-JUN-2010 08:53:14	Bright	40.500	130	23Bet Dra	2.7990	5800.0	81	43419	No
114	GOM_NL__2PRFIN20100620_085503_000000382090_00279_43419_5535.N1	20-JUN-2010 08:55:03	Bright	37.500	119	14Eta Dra	2.7270	4700.0	75	43419	No
115	GOM_NL__2PRFIN20100620_090318_000000492090_00279_43419_5536.N1	20-JUN-2010 09:03:18	Bright	49.000	89	5Alp Cep	2.4510	8000.0	98	43419	No
116	GOM_NL__2PRFIN20100620_091003_000000572090_00279_43419_5537.N1	20-JUN-2010 09:10:03	Bright	57.000	74	11Bet Cas	2.2680	6600.0	114	43419	No
117	GOM_NL__2PRFIN20100620_091131_000000432090_00279_43419_5538.N1	20-JUN-2010 09:11:31	Bright	43.000	68	18Alp Cas	2.2250	4500.0	86	43419	No
118	GOM_NL__2PRFIN20100620_091332_000000362090_00279_43419_5539.N1	20-JUN-2010 09:13:32	Bright	36.000	160	23Gam Per	2.9300	4700.0	72	43419	No
119	GOM_NL__2PRFIN20100620_091658_000000452090_00279_43419_5540.N1	20-JUN-2010 09:16:58	Bright	44.500	73	57Gam1And	2.2600	13100.	89	43419	No
120	GOM_NL__2PRFIN20100620_091922_000000682090_00279_43419_5541.N1	20-JUN-2010 09:19:22	Tw_i_and_stray	68.000	53	43Bet And	2.0480	3300.0	136	43419	No
121	GOM_NL__2PRFIN20100620_092302_000000472090_00279_43419_5542.N1	20-JUN-2010 09:23:02	Twilight	47.000	50	13Alp Ari	2.0070	4250.0	94	43419	No
122	GOM_NL__2PRFIN20100620_093940_000000582090_00279_43419_5543.N1	20-JUN-2010 09:39:40	Dark	58.000	52	16Bet Cet	2.0370	4500.0	116	43419	No
123	GOM_NL__2PRFIN20100620_094535_000000452090_00279_43419_5544.N1	20-JUN-2010 09:45:35	Dark	45.000	84	Alp Phe	2.3970	4500.0	90	43419	No
124	GOM_NL__2PRFIN20100620_095157_000000622090_00280_43420_5532.N1	20-JUN-2010 09:51:57	Dark	62.000	63	Bet Gru	2.1500	2800.0	124	43420	No
125	GOM_NL__2PRFIN20100620_095400_000000522090_00280_43420_5533.N1	20-JUN-2010 09:54:00	Straylight	52.000	31	Alp Gru	1.7340	15200.	104	43420	No
126	GOM_NL__2PRFIN20100620_095726_000000452090_00280_43420_5534.N1	20-JUN-2010 09:57:26	Straylight	44.500	45	Alp Pav	1.9400	26000.	89	43420	No
127	GOM_NL__2PRFIN20100620_100651_000000482090_00280_43420_5535.N1	20-JUN-2010 10:06:51	Tw_i_and_stray	47.500	38	20Eps Sgr	1.8360	11000.	95	43420	No
128	GOM_NL__2PRFIN20100620_100818_000000502090_00280_43420_5536.N1	20-JUN-2010 10:08:18	Tw_i_and_stray	49.500	116	19Del Sgr	2.7000	4100.0	99	43420	No
129	GOM_NL__2PRFIN20100620_101325_000000392090_00280_43420_5537.N1	20-JUN-2010 10:13:25	Bright	39.000	86	35Eta Oph	2.4300	10200.	78	43420	No
130	GOM_NL__2PRFIN20100620_101938_000000412090_00280_43420_5538.N1	20-JUN-2010 10:19:38	Bright	40.500	126	60Bet Oph	2.7700	4250.0	81	43420	No
131	GOM_NL__2PRFIN20100620_102205_000000402090_00280_43420_5539.N1	20-JUN-2010 10:22:05	Bright	40.000	59	55Alp Oph	2.0800	8900.0	80	43420	No
132	GOM_NL__2PRFIN20100620_102417_000000372090_00280_43420_5540.N1	20-JUN-2010 10:24:17	Bright	36.500	127	27Bet Her	2.7810	4700.0	73	43420	No
133	GOM_NL__2PRFIN20100620_102714_000000362090_00280_43420_5541.N1	20-JUN-2010 10:27:14	Bright	36.000	133	40Zet Her	2.8070	6000.0	72	43420	No
134	GOM_NL__2PRFIN20100620_103349_000000422090_00280_43420_5542.N1	20-JUN-2010 10:33:49	Bright	41.500	130	23Bet Dra	2.7990	5800.0	83	43420	No
135	GOM_NL__2PRFIN20100620_103538_000000372090_00280_43420_5543.N1	20-JUN-2010 10:35:38	Bright	36.500	119	14Eta Dra	2.7270	4700.0	73	43420	No
136	GOM_NL__2PRFIN20100620_104353_000000482090_00280_43420_5544.N1	20-JUN-2010 10:43:53	Bright	48.000	89	5Alp Cep	2.4510	8000.0	96	43420	No
137	GOM_NL__2PRFIN20100620_105039_000000452090_00280_43420_5545.N1	20-JUN-2010 10:50:39	Bright	44.500	74	11Bet Cas	2.2680	6600.0	89	43420	No
138	GOM_NL__2PRFIN20100620_105207_000000432090_00280_43420_5546.N1	20-JUN-2010 10:52:07	Bright	42.500	68	18Alp Cas	2.2250	4500.0	85	43420	No
139	GOM_NL__2PRFIN20100620_105407_000000532090_00280_43420_5547.N1	20-JUN-2010 10:54:07	Bright	53.000	160	23Gam Per	2.9300	4700.0	106	43420	No
140	GOM_NL__2PRFIN20100620_105734_000000562090_00280_43420_5548.N1	20-JUN-2010 10:57:34	Bright	56.000	73	57Gam1And	2.2600	13100.	112	43420	No
141	GOM_NL__2PRFIN20100620_105958_000000702090_00280_43420_5549.N1	20-JUN-2010 10:59:58	Tw_i_and_stray	70.000	53	43Bet And	2.0480	3300.0	140	43420	No
142	GOM_NL__2PRFIN20100620_110338_000000502090_00280_43420_5550.N1	20-JUN-2010 11:03:38	Twilight	49.500	50	13Alp Ari	2.0070	4250.0	99	43420	No
143	GOM_NL__2PRFIN20100620_112017_000000592090_00280_43420_5551.N1	20-JUN-2010 11:20:17	Dark	58.500	52	16Bet Cet	2.0370	4500.0	117	43420	No
144	GOM_NL__2PRFIN20100620_112611_000000552090_00280_43420_5552.N1	20-JUN-2010 11:26:11	Dark	54.500	84	Alp Phe	2.3970	4500.0	109	43420	No
145	GOM_NL__2PRFIN20100620_113234_000000652090_00281_43421_5540.N1	20-JUN-2010 11:32:34	Dark	65.000	63	Bet Gru	2.1500	2800.0	130	43421	No
146	GOM_NL__2PRFIN20100620_113437_000000562090_00281_43421_5541.N1	20-JUN-2010 11:34:37	Straylight	55.500	31	Alp Gru	1.7340	15200.	111	43421	No
147	GOM_NL__2PRFIN20100620_113803_000000422090_00281_43421_5542.N1	20-JUN-2010 11:38:03	Straylight	42.000	45	Alp Pav	1.9400	26000.	84	43421	No
148	GOM_NL__2PRFIN20100620_114727_000000472090_00281_43421_5543.N1	20-JUN-2010 11:47:27	Tw_i_and_stray	46.500	38	20Eps Sgr	1.8360	11000.	93	43421	No
149	GOM_NL__2PRFIN20100620_114854_000000502090_00281_43421_5544.N1	20-JUN-2010 11:48:54	Tw_i_and_stray	50.000	116	19Del Sgr	2.7000	4100.0	100	43421	No
150	GOM_NL__2PRFIN20100620_115401_000000382090_00281_43421_5545.N1	20-JUN-2010 11:54:01	Bright	37.500	86	35Eta Oph	2.4300	10200.	75	43421	No
151	GOM_NL__2PRFIN20100620_120014_000000412090_00281_43421_5546.N1	20-JUN-2010 12:00:14	Bright	40.500	126	60Bet Oph	2.7700	4250.0	81	43421	No
152	GOM_NL__2PRFIN20100620_120241_000000402090_00281_43421_5547.N1	20-JUN-2010 12:02:41	Bright	39.500	59	55Alp Oph	2.0800	8900.0	79	43421	No
153	GOM_NL__2PRFIN20100620_120453_000000362090_00281_43421_5548.N1	20-JUN-2010 12:04:53	Bright	35.500	127	27Bet Her	2.7810	4700.0	71	43421	No
154	GOM_NL__2PRFIN20100620_120749_000000362090_00281_43421_5549.N1	20-JUN-2010 12:07:49	Bright	36.000	133	40Zet Her	2.8070	6000.0	72	43421	No
155	GOM_NL__2PRFIN20100620_121424_000000432090_00281_43421_5550.N1	20-JUN-2010 12:14:24	Bright	42.500	130	23Bet Dra	2.7990	5800.0	85	43421	No
156	GOM_NL__2PRFIN20100620_121614_000000382090_00281_43421_5551.N1	20-JUN-2010 12:16:14	Bright	37.500	119	14Eta Dra	2.7270	4700.0	75	43421	No
157	GOM_NL__2PRFIN20100620_122428_000000492090_00281_43421_5552.N1	20-JUN-2010 12:24:28	Bright	49.000	89	5Alp Cep	2.4510	8000.0	98	43421	No
158	GOM_NL__2PRFIN20100620_123114_000000462090_00281_43421_5553.N1	20-JUN-2010 12:31:14	Bright	45.500	74	11Bet Cas	2.2680	6600.0	91	43421	No
159	GOM_NL__2PRFIN20100620_123242_000000472090_00281_43421_5554.N1	20-JUN-2010 12:32:42	Bright	46.500	68	18Alp Cas	2.2250	4500.0	93	43421	No
160	GOM_NL__2PRFIN20100620_123444_000000472090_00281_43421_5555.N1	20-JUN-2010 12:34:44	Bright	47.000	160	23Gam Per	2.9300	4700.0	94	43421	No

161	GOM_NL__2PRFIN20100620_123810_000000482090_00281_43421_5556.N1	20-JUN-2010 12:38:10	Bright	47.500	73	57Gam1And	2.2600	13100.	95	43421	No
162	GOM_NL__2PRFIN20100620_124034_000000602090_00281_43421_5557.N1	20-JUN-2010 12:40:34	Twilight	60.000	53	43Bet And	2.0480	3300.0	120	43421	No
163	GOM_NL__2PRFIN20100620_124415_000000512090_00281_43421_5558.N1	20-JUN-2010 12:44:15	Twilight	50.500	50	13Alp Ari	2.0070	4250.0	101	43421	No
164	GOM_NL__2PRFIN20100620_130054_000000592090_00281_43421_5559.N1	20-JUN-2010 13:00:54	Dark	59.000	52	16Bet Cet	2.0370	4500.0	118	43421	No
165	GOM_NL__2PRFIN20100620_130648_000000472090_00281_43421_5560.N1	20-JUN-2010 13:06:48	Dark	46.500	84	Alp Phe	2.3970	4500.0	93	43421	No
166	GOM_NL__2PRFIN20100620_131311_000000512090_00282_43422_5548.N1	20-JUN-2010 13:13:11	Dark	51.000	63	Bet Gru	2.1500	2800.0	102	43422	No
167	GOM_NL__2PRFIN20100620_131514_000000492090_00282_43422_5549.N1	20-JUN-2010 13:15:14	Straylight	49.000	31	Alp Gru	1.7340	15200.	98	43422	No
168	GOM_NL__2PRFIN20100620_131839_000000432090_00282_43422_5550.N1	20-JUN-2010 13:18:39	Straylight	42.500	45	Alp Pav	1.9400	26000.	85	43422	No
169	GOM_NL__2PRFIN20100620_132803_000000452090_00282_43422_5551.N1	20-JUN-2010 13:28:03	Twilight	44.500	38	20Eps Sgr	1.8360	11000.	89	43422	No
170	GOM_NL__2PRFIN20100620_132931_000000482090_00282_43422_5552.N1	20-JUN-2010 13:29:31	Twilight	48.000	116	19Del Sgr	2.7000	4100.0	96	43422	No
171	GOM_NL__2PRFIN20100620_133048_000000482090_00282_43422_5553.N1	20-JUN-2010 13:30:48	Bright	47.500	137	22Lam Sgr	2.8240	4400.0	95	43422	No
172	GOM_NL__2PRFIN20100620_133437_000000392090_00282_43422_5554.N1	20-JUN-2010 13:34:37	Bright	38.500	86	35Eta Oph	2.4300	10200.	77	43422	No
173	GOM_NL__2PRFIN20100620_134050_000000422090_00282_43422_5555.N1	20-JUN-2010 13:40:50	Bright	41.500	126	60Bet Oph	2.7700	4250.0	83	43422	No
174	GOM_NL__2PRFIN20100620_134317_000000592090_00282_43422_5556.N1	20-JUN-2010 13:43:17	Bright	59.000	59	55Alp Oph	2.0800	8900.0	118	43422	No
175	GOM_NL__2PRFIN20100620_134529_000000382090_00282_43422_5557.N1	20-JUN-2010 13:45:29	Bright	38.000	127	27Bet Her	2.7810	4700.0	76	43422	No
176	GOM_NL__2PRFIN20100620_134825_000000392090_00282_43422_5558.N1	20-JUN-2010 13:48:25	Bright	38.500	133	40Zet Her	2.8070	6000.0	77	43422	No
177	GOM_NL__2PRFIN20100620_135500_000000432090_00282_43422_5559.N1	20-JUN-2010 13:55:00	Bright	42.500	130	23Bet Dra	2.7990	5800.0	85	43422	No
178	GOM_NL__2PRFIN20100620_135650_000000372090_00282_43422_5560.N1	20-JUN-2010 13:56:50	Bright	37.000	119	14Eta Dra	2.7270	4700.0	74	43422	No
179	GOM_NL__2PRFIN20100620_141150_000000472090_00282_43422_5561.N1	20-JUN-2010 14:11:50	Bright	46.500	74	11Bet Cas	2.2680	6600.0	93	43422	No
180	GOM_NL__2PRFIN20100620_141318_000000442090_00282_43422_5562.N1	20-JUN-2010 14:13:18	Bright	44.000	68	18Alp Cas	2.2250	4500.0	88	43422	No
181	GOM_NL__2PRFIN20100620_141519_000000392090_00282_43422_5563.N1	20-JUN-2010 14:15:19	Bright	38.500	160	23Gam Per	2.9300	4700.0	77	43422	No
182	GOM_NL__2PRFIN20100620_141846_000000422090_00282_43422_5564.N1	20-JUN-2010 14:18:46	Bright	42.000	73	57Gam1And	2.2600	13100.	84	43422	No
183	GOM_NL__2PRFIN20100620_142110_000000592090_00282_43422_5565.N1	20-JUN-2010 14:21:10	Twilight	59.000	53	43Bet And	2.0480	3300.0	118	43422	No
184	GOM_NL__2PRFIN20100620_142451_000000492090_00282_43422_5566.N1	20-JUN-2010 14:24:51	Twilight	48.500	50	13Alp Ari	2.0070	4250.0	97	43422	No
185	GOM_NL__2PRFIN20100620_144131_000000632090_00282_43422_5567.N1	20-JUN-2010 14:41:31	Dark	63.000	52	16Bet Cet	2.0370	4500.0	126	43422	No
186	GOM_NL__2PRFIN20100620_144724_000000512090_00282_43422_5568.N1	20-JUN-2010 14:47:24	Dark	51.000	84	Alp Phe	2.3970	4500.0	102	43422	No
187	GOM_NL__2PRFIN20100620_145348_000000492090_00283_43423_5576.N1	20-JUN-2010 14:53:48	Dark	49.000	63	Bet Gru	2.1500	2800.0	98	43423	No
188	GOM_NL__2PRFIN20100620_145551_000000502090_00283_43423_5577.N1	20-JUN-2010 14:55:51	Straylight	50.000	31	Alp Gru	1.7340	15200.	100	43423	No
189	GOM_NL__2PRFIN20100620_145916_000000412090_00283_43423_5578.N1	20-JUN-2010 14:59:16	Straylight	41.000	45	Alp Pav	1.9400	26000.	82	43423	No
190	GOM_NL__2PRFIN20100620_150840_000000472090_00283_43423_5579.N1	20-JUN-2010 15:08:40	Twilight	47.000	38	20Eps Sgr	1.8360	11000.	94	43423	No
191	GOM_NL__2PRFIN20100620_151006_000000572090_00283_43423_5580.N1	20-JUN-2010 15:10:06	Twilight	57.000	116	19Del Sgr	2.7000	4100.0	114	43423	No
192	GOM_NL__2PRFIN20100620_151124_000000462090_00283_43423_5581.N1	20-JUN-2010 15:11:24	Bright	45.500	137	22Lam Sgr	2.8240	4400.0	91	43423	No
193	GOM_NL__2PRFIN20100620_151513_000000392090_00283_43423_5582.N1	20-JUN-2010 15:15:13	Bright	39.000	86	35Eta Oph	2.4300	10200.	78	43423	No
194	GOM_NL__2PRFIN20100620_152126_000000422090_00283_43423_5583.N1	20-JUN-2010 15:21:26	Bright	41.500	126	60Bet Oph	2.7700	4250.0	83	43423	No
195	GOM_NL__2PRFIN20100620_152352_000000422090_00283_43423_5584.N1	20-JUN-2010 15:23:52	Bright	41.500	59	55Alp Oph	2.0800	8900.0	83	43423	No
196	GOM_NL__2PRFIN20100620_152608_000000332090_00283_43423_5585.N1	20-JUN-2010 15:26:08	Bright	32.500	127	27Bet Her	2.7810	4700.0	65	43423	No
197	GOM_NL__2PRFIN20100620_152901_000000392090_00283_43423_5586.N1	20-JUN-2010 15:29:01	Bright	39.000	133	40Zet Her	2.8070	6000.0	78	43423	No
198	GOM_NL__2PRFIN20100620_153536_000000422090_00283_43423_5587.N1	20-JUN-2010 15:35:36	Bright	42.000	130	23Bet Dra	2.7990	5800.0	84	43423	No
199	GOM_NL__2PRFIN20100620_153726_000000382090_00283_43423_5588.N1	20-JUN-2010 15:37:26	Bright	38.000	119	14Eta Dra	2.7270	4700.0	76	43423	No
200	GOM_NL__2PRFIN20100620_154539_000000492090_00283_43423_5589.N1	20-JUN-2010 15:45:39	Bright	48.500	89	5Alp Cep	2.4510	8000.0	97	43423	No
201	GOM_NL__2PRFIN20100620_155225_000000662090_00283_43423_5590.N1	20-JUN-2010 15:52:25	Bright	66.000	74	11Bet Cas	2.2680	6600.0	132	43423	No
202	GOM_NL__2PRFIN20100620_155354_000000462090_00283_43423_5591.N1	20-JUN-2010 15:53:54	Bright	46.000	68	18Alp Cas	2.2250	4500.0	92	43423	No
203	GOM_NL__2PRFIN20100620_155556_000000362090_00283_43423_5592.N1	20-JUN-2010 15:55:56	Bright	36.000	160	23Gam Per	2.9300	4700.0	72	43423	No
204	GOM_NL__2PRFIN20100620_155922_000000432090_00283_43423_5593.N1	20-JUN-2010 15:59:22	Bright	42.500	73	57Gam1And	2.2600	13100.	85	43423	No
205	GOM_NL__2PRFIN20100620_160146_000000632090_00283_43423_5594.N1	20-JUN-2010 16:01:46	Twilight	63.000	53	43Bet And	2.0480	3300.0	126	43423	No
206	GOM_NL__2PRFIN20100620_160527_000000502090_00283_43423_5595.N1	20-JUN-2010 16:05:27	Twilight	49.500	50	13Alp Ari	2.0070	4250.0	99	43423	No
207	GOM_NL__2PRFIN20100620_162208_000000602090_00283_43423_5596.N1	20-JUN-2010 16:22:08	Dark	59.500	52	16Bet Cet	2.0370	4500.0	119	43423	No
208	GOM_NL__2PRFIN20100620_162801_000000552090_00283_43423_5597.N1	20-JUN-2010 16:28:01	Dark	55.000	84	Alp Phe	2.3970	4500.0	110	43423	No
209	GOM_NL__2PRFIN20100620_163425_000000492090_00284_43424_5584.N1	20-JUN-2010 16:34:25	Dark	49.000	63	Bet Gru	2.1500	2800.0	98	43424	No
210	GOM_NL__2PRFIN20100620_163628_000000502090_00284_43424_5585.N1	20-JUN-2010 16:36:28	Straylight	49.500	31	Alp Gru	1.7340	15200.	99	43424	No
211	GOM_NL__2PRFIN20100620_163952_000000412090_00284_43424_5586.N1	20-JUN-2010 16:39:52	Straylight	41.000	45	Alp Pav	1.9400	26000.	82	43424	No
212	GOM_NL__2PRFIN20100620_164916_000000432090_00284_43424_5587.N1	20-JUN-2010 16:49:16	Twilight	43.000	38	20Eps Sgr	1.8360	11000.	86	43424	No
213	GOM_NL__2PRFIN20100620_165043_000000482090_00284_43424_5588.N1	20-JUN-2010 16:50:43	Twilight	48.000	116	19Del Sgr	2.7000	4100.0	96	43424	No
214	GOM_NL__2PRFIN20100620_165200_000000462090_00284_43424_5589.N1	20-JUN-2010 16:52:00	Bright	45.500	137	22Lam Sgr	2.8240	4400.0	91	43424	No
215	GOM_NL__2PRFIN20100620_165549_000000392090_00284_43424_5590.N1	20-JUN-2010 16:55:49	Bright	38.500	86	35Eta Oph	2.4300	10200.	77	43424	No
216	GOM_NL__2PRFIN20100620_170201_000000422090_00284_43424_5591.N1	20-JUN-2010 17:02:01	Bright	41.500	126	60Bet Oph	2.7700	4250.0	83	43424	No
217	GOM_NL__2PRFIN20100620_170428_000000432090_00284_43424_5592.N1	20-JUN-2010 17:04:28	Bright	43.000	59	55Alp Oph	2.0800	8900.0	86	43424	No
218	GOM_NL__2PRFIN20100620_170937_000000372090_00284_43424_5593.N1	20-JUN-2010 17:09:37	Bright	36.500	133	40Zet Her	2.8070	6000.0	73	43424	No
219	GOM_NL__2PRFIN20100620_171612_000000412090_00284_43424_5594.N1	20-JUN-2010 17:16:12	Bright	40.500	130	23Bet Dra	2.7990	5800.0	81	43424	No

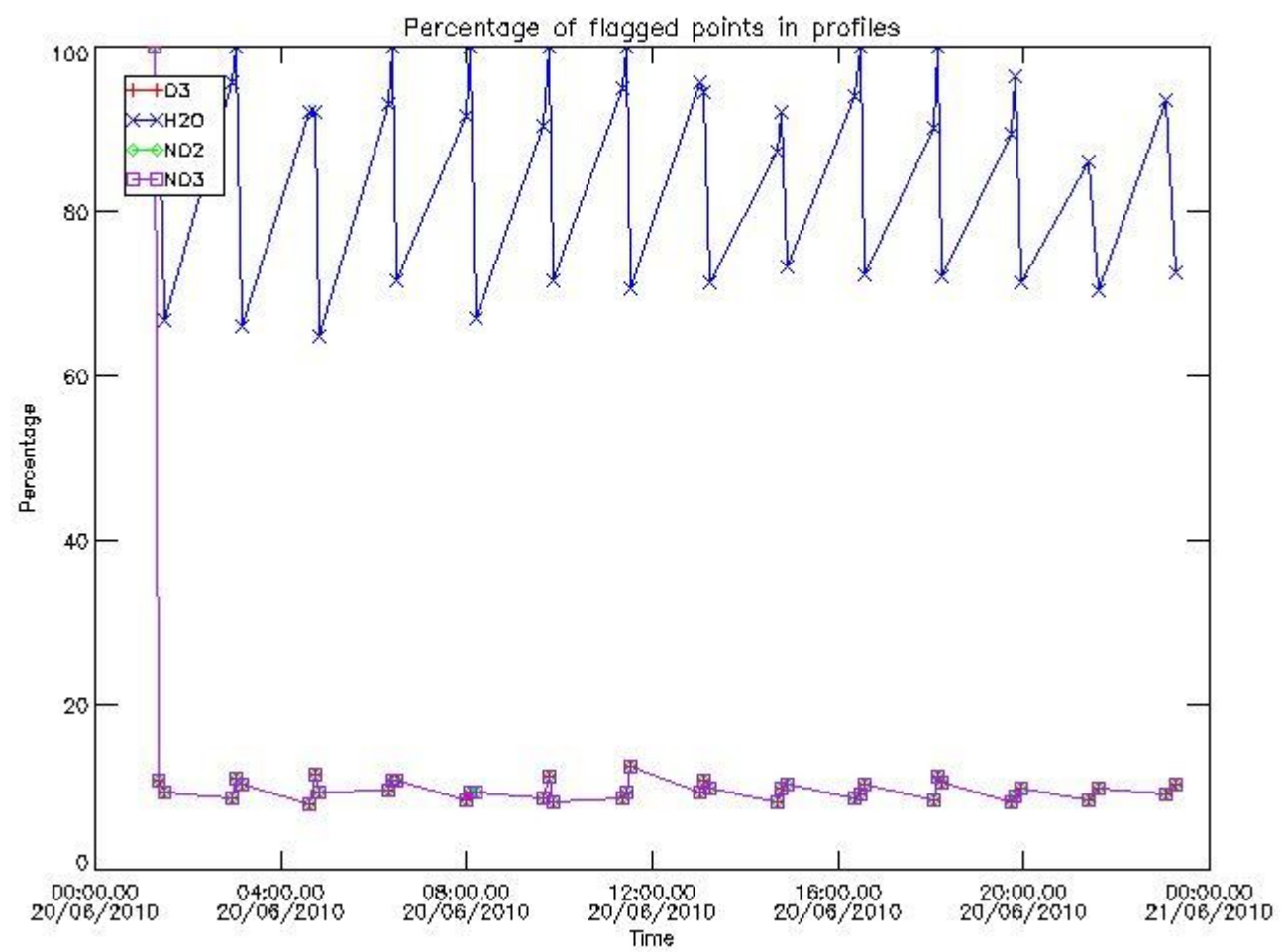
220	GOM_NL__2PRFIN20100620_171802_000000382090_00284_43424_5595.N1	20-JUN-2010 17:18:02	Bright	37.500	119	14Eta Dra	2.7270	4700.0	75	43424	No
221	GOM_NL__2PRFIN20100620_172614_000000492090_00284_43424_5596.N1	20-JUN-2010 17:26:14	Bright	48.500	89	5Alp Cep	2.4510	8000.0	97	43424	No
222	GOM_NL__2PRFIN20100620_173301_000000662090_00284_43424_5597.N1	20-JUN-2010 17:33:01	Bright	66.000	74	11Bet Cas	2.2680	6600.0	132	43424	No
223	GOM_NL__2PRFIN20100620_173429_000000462090_00284_43424_5598.N1	20-JUN-2010 17:34:29	Bright	45.500	68	18Alp Cas	2.2250	4500.0	91	43424	No
224	GOM_NL__2PRFIN20100620_173631_000000342090_00284_43424_5599.N1	20-JUN-2010 17:36:31	Bright	34.000	160	23Gam Per	2.9300	4700.0	68	43424	No
225	GOM_NL__2PRFIN20100620_173958_000000422090_00284_43424_5600.N1	20-JUN-2010 17:39:58	Bright	42.000	73	57Gam1And	2.2600	13100.	84	43424	No
226	GOM_NL__2PRFIN20100620_174222_000000572090_00284_43424_5601.N1	20-JUN-2010 17:42:22	Twilight	56.500	53	43Bet And	2.0480	3300.0	113	43424	No
227	GOM_NL__2PRFIN20100620_174603_000000492090_00284_43424_5602.N1	20-JUN-2010 17:46:03	Twilight	48.500	50	13Alp Ari	2.0070	4250.0	97	43424	No
228	GOM_NL__2PRFIN20100620_180246_000000612090_00284_43424_5603.N1	20-JUN-2010 18:02:46	Dark	61.000	52	16Bet Cet	2.0370	4500.0	122	43424	No
229	GOM_NL__2PRFIN20100620_180838_000000452090_00284_43424_5604.N1	20-JUN-2010 18:08:38	Dark	45.000	84	Alp Phe	2.3970	4500.0	90	43424	No
230	GOM_NL__2PRFIN20100620_181502_000000582090_00285_43425_5592.N1	20-JUN-2010 18:15:02	Dark	57.500	63	Bet Gru	2.1500	2800.0	115	43425	No
231	GOM_NL__2PRFIN20100620_181705_000000492090_00285_43425_5593.N1	20-JUN-2010 18:17:05	Straylight	49.000	31	Alp Gru	1.7340	15200.	98	43425	No
232	GOM_NL__2PRFIN20100620_182029_000000422090_00285_43425_5594.N1	20-JUN-2010 18:20:29	Straylight	41.500	45	Alp Pav	1.9400	26000.	83	43425	No
233	GOM_NL__2PRFIN20100620_182952_000000432090_00285_43425_5595.N1	20-JUN-2010 18:29:52	Twilight	43.000	38	20Eps Sgr	1.8360	11000.	86	43425	No
234	GOM_NL__2PRFIN20100620_183119_000000542090_00285_43425_5596.N1	20-JUN-2010 18:31:19	Twilight	54.000	116	19Del Sgr	2.7000	4100.0	108	43425	No
235	GOM_NL__2PRFIN20100620_183236_000000452090_00285_43425_5597.N1	20-JUN-2010 18:32:36	Bright	45.000	137	22Lam Sgr	2.8240	4400.0	90	43425	No
236	GOM_NL__2PRFIN20100620_183625_000000392090_00285_43425_5598.N1	20-JUN-2010 18:36:25	Bright	39.000	86	35Eta Oph	2.4300	10200.	78	43425	No
237	GOM_NL__2PRFIN20100620_184237_000000412090_00285_43425_5599.N1	20-JUN-2010 18:42:37	Bright	40.500	126	60Bet Oph	2.7700	4250.0	81	43425	No
238	GOM_NL__2PRFIN20100620_184504_000000422090_00285_43425_5600.N1	20-JUN-2010 18:45:04	Bright	41.500	59	55Alp Oph	2.0800	8900.0	83	43425	No
239	GOM_NL__2PRFIN20100620_185013_000000402090_00285_43425_5601.N1	20-JUN-2010 18:50:13	Bright	40.000	133	40Zet Her	2.8070	6000.0	80	43425	No
240	GOM_NL__2PRFIN20100620_185647_000000412090_00285_43425_5602.N1	20-JUN-2010 18:56:47	Bright	41.000	130	23Bet Dra	2.7990	5800.0	82	43425	No
241	GOM_NL__2PRFIN20100620_185838_000000382090_00285_43425_5603.N1	20-JUN-2010 18:58:38	Bright	38.000	119	14Eta Dra	2.7270	4700.0	76	43425	No
242	GOM_NL__2PRFIN20100620_190649_000000482090_00285_43425_5604.N1	20-JUN-2010 19:06:49	Bright	48.000	89	5Alp Cep	2.4510	8000.0	96	43425	No
243	GOM_NL__2PRFIN20100620_191336_000000472090_00285_43425_5605.N1	20-JUN-2010 19:13:36	Bright	46.500	74	11Bet Cas	2.2680	6600.0	93	43425	No
244	GOM_NL__2PRFIN20100620_191505_000000512090_00285_43425_5606.N1	20-JUN-2010 19:15:05	Bright	50.500	68	18Alp Cas	2.2250	4500.0	101	43425	No
245	GOM_NL__2PRFIN20100620_191707_000000532090_00285_43425_5607.N1	20-JUN-2010 19:17:07	Bright	53.000	160	23Gam Per	2.9300	4700.0	106	43425	No
246	GOM_NL__2PRFIN20100620_192033_000000422090_00285_43425_5608.N1	20-JUN-2010 19:20:33	Bright	42.000	73	57Gam1And	2.2600	13100.	84	43425	No
247	GOM_NL__2PRFIN20100620_192258_000000682090_00285_43425_5609.N1	20-JUN-2010 19:22:58	Twilight	67.500	53	43Bet And	2.0480	3300.0	135	43425	No
248	GOM_NL__2PRFIN20100620_192640_000000582090_00285_43425_5610.N1	20-JUN-2010 19:26:40	Twilight	58.000	50	13Alp Ari	2.0070	4250.0	116	43425	No
249	GOM_NL__2PRFIN20100620_194323_000000622090_00285_43425_5611.N1	20-JUN-2010 19:43:23	Dark	61.500	52	16Bet Cet	2.0370	4500.0	123	43425	No
250	GOM_NL__2PRFIN20100620_194915_000000572090_00285_43425_5612.N1	20-JUN-2010 19:49:15	Dark	56.500	84	Alp Phe	2.3970	4500.0	113	43425	No
251	GOM_NL__2PRFIN20100620_195539_000000512090_00286_43426_5600.N1	20-JUN-2010 19:55:39	Dark	51.000	63	Bet Gru	2.1500	2800.0	102	43426	No
252	GOM_NL__2PRFIN20100620_195742_000000502090_00286_43426_5601.N1	20-JUN-2010 19:57:42	Straylight	50.000	31	Alp Gru	1.7340	15200.	100	43426	No
253	GOM_NL__2PRFIN20100620_200105_000000402090_00286_43426_5602.N1	20-JUN-2010 20:01:05	Straylight	40.000	45	Alp Pav	1.9400	26000.	80	43426	No
254	GOM_NL__2PRFIN20100620_201029_000000462090_00286_43426_5603.N1	20-JUN-2010 20:10:29	Twilight	45.500	38	20Eps Sgr	1.8360	11000.	91	43426	No
255	GOM_NL__2PRFIN20100620_201155_000000502090_00286_43426_5604.N1	20-JUN-2010 20:11:55	Twilight	50.000	116	19Del Sgr	2.7000	4100.0	100	43426	No
256	GOM_NL__2PRFIN20100620_201312_000000472090_00286_43426_5605.N1	20-JUN-2010 20:13:12	Bright	47.000	137	22Lam Sgr	2.8240	4400.0	94	43426	No
257	GOM_NL__2PRFIN20100620_201701_000000392090_00286_43426_5606.N1	20-JUN-2010 20:17:01	Bright	39.000	86	35Eta Oph	2.4300	10200.	78	43426	No
258	GOM_NL__2PRFIN20100620_202313_000000402090_00286_43426_5607.N1	20-JUN-2010 20:23:13	Bright	40.000	126	60Bet Oph	2.7700	4250.0	80	43426	No
259	GOM_NL__2PRFIN20100620_202540_000000432090_00286_43426_5608.N1	20-JUN-2010 20:25:40	Bright	42.500	59	55Alp Oph	2.0800	8900.0	85	43426	No
260	GOM_NL__2PRFIN20100620_203048_000000392090_00286_43426_5609.N1	20-JUN-2010 20:30:48	Bright	38.500	133	40Zet Her	2.8070	6000.0	77	43426	No
261	GOM_NL__2PRFIN20100620_203723_000000412090_00286_43426_5610.N1	20-JUN-2010 20:37:23	Bright	40.500	130	23Bet Dra	2.7990	5800.0	81	43426	No
262	GOM_NL__2PRFIN20100620_203914_000000392090_00286_43426_5611.N1	20-JUN-2010 20:39:14	Bright	38.500	119	14Eta Dra	2.7270	4700.0	77	43426	No
263	GOM_NL__2PRFIN20100620_204725_000000442090_00286_43426_5612.N1	20-JUN-2010 20:47:25	Bright	44.000	89	5Alp Cep	2.4510	8000.0	88	43426	No
264	GOM_NL__2PRFIN20100620_205412_000000662090_00286_43426_5613.N1	20-JUN-2010 20:54:12	Bright	66.000	74	11Bet Cas	2.2680	6600.0	132	43426	No
265	GOM_NL__2PRFIN20100620_205541_000000482090_00286_43426_5614.N1	20-JUN-2010 20:55:41	Bright	48.000	68	18Alp Cas	2.2250	4500.0	96	43426	No
266	GOM_NL__2PRFIN20100620_205743_000000532090_00286_43426_5615.N1	20-JUN-2010 20:57:43	Bright	53.000	160	23Gam Per	2.9300	4700.0	106	43426	No
267	GOM_NL__2PRFIN20100620_210110_000000432090_00286_43426_5616.N1	20-JUN-2010 21:01:10	Bright	43.000	73	57Gam1And	2.2600	13100.	86	43426	No
268	GOM_NL__2PRFIN20100620_210334_000000622090_00286_43426_5617.N1	20-JUN-2010 21:03:34	Twilight	62.000	53	43Bet And	2.0480	3300.0	124	43426	No
269	GOM_NL__2PRFIN20100620_210716_000000472090_00286_43426_5618.N1	20-JUN-2010 21:07:16	Twilight	46.500	50	13Alp Ari	2.0070	4250.0	93	43426	No
270	GOM_NL__2PRFIN20100620_212400_000000612090_00286_43426_5619.N1	20-JUN-2010 21:24:00	Dark	61.000	52	16Bet Cet	2.0370	4500.0	122	43426	No
271	GOM_NL__2PRFIN20100620_213616_000000512090_00287_43427_5608.N1	20-JUN-2010 21:36:16	Dark	51.000	63	Bet Gru	2.1500	2800.0	102	43427	No
272	GOM_NL__2PRFIN20100620_213818_000000502090_00287_43427_5609.N1	20-JUN-2010 21:38:18	Straylight	49.500	31	Alp Gru	1.7340	15200.	99	43427	No
273	GOM_NL__2PRFIN20100620_214141_000000432090_00287_43427_5610.N1	20-JUN-2010 21:41:41	Straylight	42.500	45	Alp Pav	1.9400	26000.	85	43427	No
274	GOM_NL__2PRFIN20100620_215105_000000462090_00287_43427_5611.N1	20-JUN-2010 21:51:05	Twilight	45.500	38	20Eps Sgr	1.8360	11000.	91	43427	No
275	GOM_NL__2PRFIN20100620_215232_000000502090_00287_43427_5612.N1	20-JUN-2010 21:52:32	Twilight	50.000	116	19Del Sgr	2.7000	4100.0	100	43427	No
276	GOM_NL__2PRFIN20100620_215348_000000502090_00287_43427_5613.N1	20-JUN-2010 21:53:48	Bright	50.000	137	22Lam Sgr	2.8240	4400.0	100	43427	No
277	GOM_NL__2PRFIN20100620_215737_000000392090_00287_43427_5614.N1	20-JUN-2010 21:57:37	Bright	38.500	86	35Eta Oph	2.4300	10200.	77	43427	No
278	GOM_NL__2PRFIN20100620_220349_000000412090_00287_43427_5615.N1	20-JUN-2010 22:03:49	Bright	40.500	126	60Bet Oph	2.7700	4250.0	81	43427	No

279	GOM_NL__2PRFIN20100620_220615_000000412090_00287_43427_5616.N1	20-JUN-2010 22:06:15	Bright	41.000	59	55Alp Oph	2.0800	8900.0	82	43427	No
280	GOM_NL__2PRFIN20100620_221124_000000372090_00287_43427_5617.N1	20-JUN-2010 22:11:24	Bright	37.000	133	40Zet Her	2.8070	6000.0	74	43427	No
281	GOM_NL__2PRFIN20100620_221758_000000412090_00287_43427_5618.N1	20-JUN-2010 22:17:58	Bright	41.000	130	23Bet Dra	2.7990	5800.0	82	43427	No
282	GOM_NL__2PRFIN20100620_221949_000000392090_00287_43427_5619.N1	20-JUN-2010 22:19:49	Bright	38.500	119	14Eta Dra	2.7270	4700.0	77	43427	No
283	GOM_NL__2PRFIN20100620_222800_000000442090_00287_43427_5620.N1	20-JUN-2010 22:28:00	Bright	44.000	89	5Alp Cep	2.4510	8000.0	88	43427	No
284	GOM_NL__2PRFIN20100620_223447_000000452090_00287_43427_5621.N1	20-JUN-2010 22:34:47	Bright	44.500	74	11Bet Cas	2.2680	6600.0	89	43427	No
285	GOM_NL__2PRFIN20100620_223616_000000482090_00287_43427_5622.N1	20-JUN-2010 22:36:16	Bright	47.500	68	18Alp Cas	2.2250	4500.0	95	43427	No
286	GOM_NL__2PRFIN20100620_223819_000000532090_00287_43427_5623.N1	20-JUN-2010 22:38:19	Bright	53.000	160	23Gam Per	2.9300	4700.0	106	43427	No
287	GOM_NL__2PRFIN20100620_224146_000000592090_00287_43427_5624.N1	20-JUN-2010 22:41:46	Bright	59.000	73	57Gam1And	2.2600	13100.	118	43427	No
288	GOM_NL__2PRFIN20100620_224410_000000622090_00287_43427_5625.N1	20-JUN-2010 22:44:10	Twilight	61.500	53	43Bet And	2.0480	3300.0	123	43427	No
289	GOM_NL__2PRFIN20100620_224752_000000532090_00287_43427_5626.N1	20-JUN-2010 22:47:52	Twilight	52.500	50	13Alp Ari	2.0070	4250.0	105	43427	No
290	GOM_NL__2PRFIN20100620_230437_000000612090_00287_43427_5627.N1	20-JUN-2010 23:04:37	Dark	61.000	52	16Bet Cet	2.0370	4500.0	122	43427	No
291	GOM_NL__2PRFIN20100620_231653_000000502090_00288_43428_5616.N1	20-JUN-2010 23:16:53	Dark	49.500	63	Bet Gru	2.1500	2800.0	99	43428	No
292	GOM_NL__2PRFIN20100620_231855_000000512090_00288_43428_5617.N1	20-JUN-2010 23:18:55	Straylight	50.500	31	Alp Gru	1.7340	15200.	101	43428	No
293	GOM_NL__2PRFIN20100620_232218_000000422090_00288_43428_5618.N1	20-JUN-2010 23:22:18	Straylight	41.500	45	Alp Pav	1.9400	26000.	83	43428	No
294	GOM_NL__2PRFIN20100620_233141_000000442090_00288_43428_5619.N1	20-JUN-2010 23:31:41	Twilight	44.000	38	20Eps Sgr	1.8360	11000.	88	43428	No
295	GOM_NL__2PRFIN20100620_233308_000000472090_00288_43428_5620.N1	20-JUN-2010 23:33:08	Twilight	47.000	116	19Del Sgr	2.7000	4100.0	94	43428	No
296	GOM_NL__2PRFIN20100620_233425_000000482090_00288_43428_5621.N1	20-JUN-2010 23:34:25	Bright	48.000	137	22Lam Sgr	2.8240	4400.0	96	43428	No
297	GOM_NL__2PRFIN20100620_233813_000000392090_00288_43428_5622.N1	20-JUN-2010 23:38:13	Bright	38.500	86	35Eta Oph	2.4300	10200.	77	43428	No
298	GOM_NL__2PRFIN20100620_234425_000000402090_00288_43428_5623.N1	20-JUN-2010 23:44:25	Bright	40.000	126	60Bet Oph	2.7700	4250.0	80	43428	No
299	GOM_NL__2PRFIN20100620_234651_000000432090_00288_43428_5624.N1	20-JUN-2010 23:46:51	Bright	42.500	59	55Alp Oph	2.0800	8900.0	85	43428	No
300	GOM_NL__2PRFIN20100620_235200_000000392090_00288_43428_5625.N1	20-JUN-2010 23:52:00	Bright	39.000	133	40Zet Her	2.8070	6000.0	78	43428	No
301	GOM_NL__2PRFIN20100620_235834_000000382090_00288_43428_5626.N1	20-JUN-2010 23:58:34	Bright	37.500	130	23Bet Dra	2.7990	5800.0	75	43428	No

3. Quality information per product

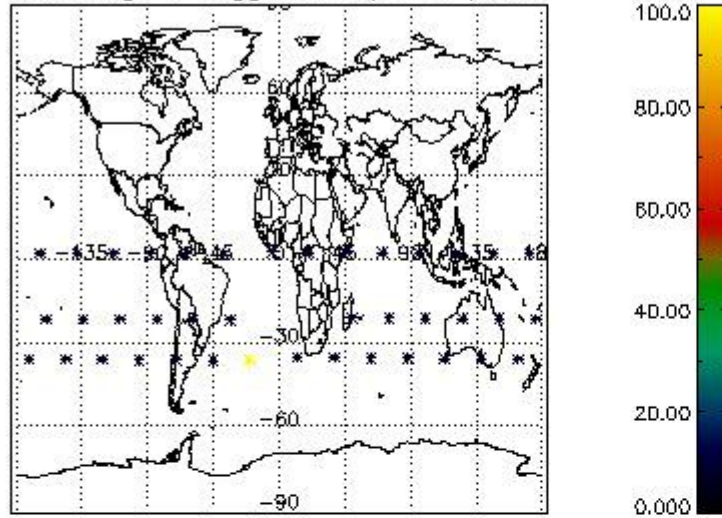
In this section it is plotted some information contained in the Quality Summary data set of the level 2 products. Only products in dark limb conditions and without errors (error flag in the MPH set to "0") are used.

3.1 Plot quality information per product (time dependant)

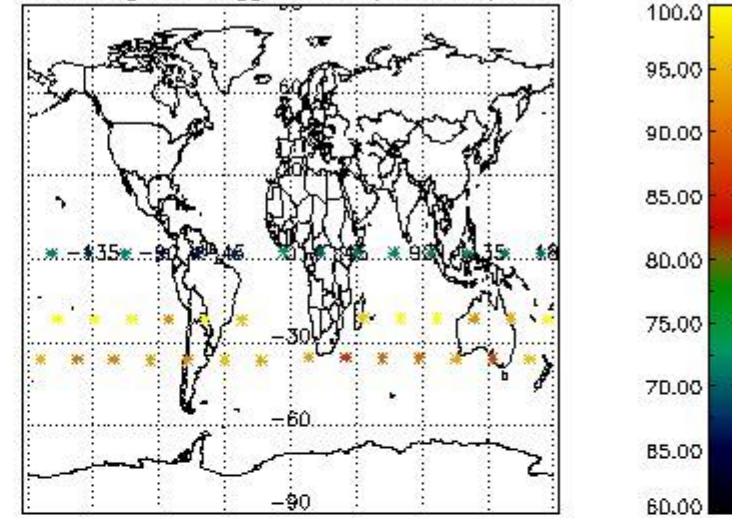


3.2 Plot quality information per product (world map)

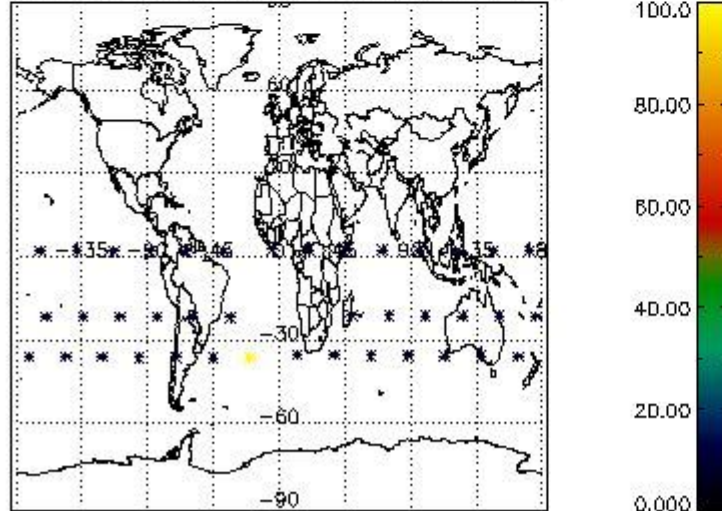
Percentage of flagged data per O3 profile



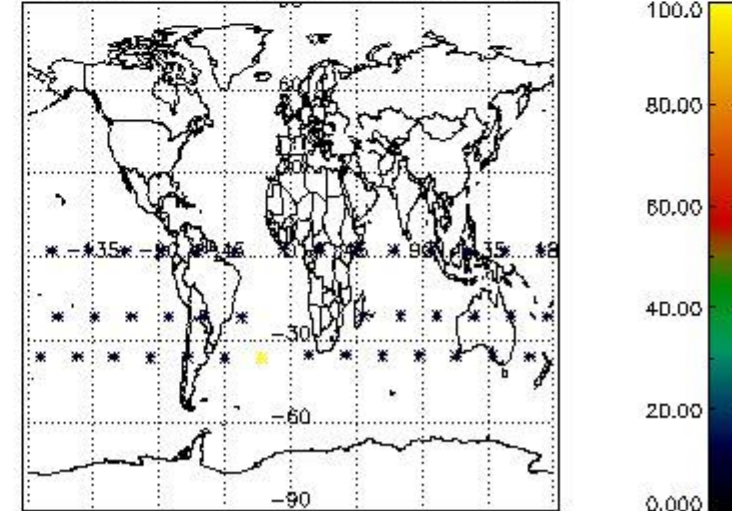
Percentage of flagged data per H2O profile



Percentage of flagged data per NO2 profile



Percentage of flagged data per NO3 profile

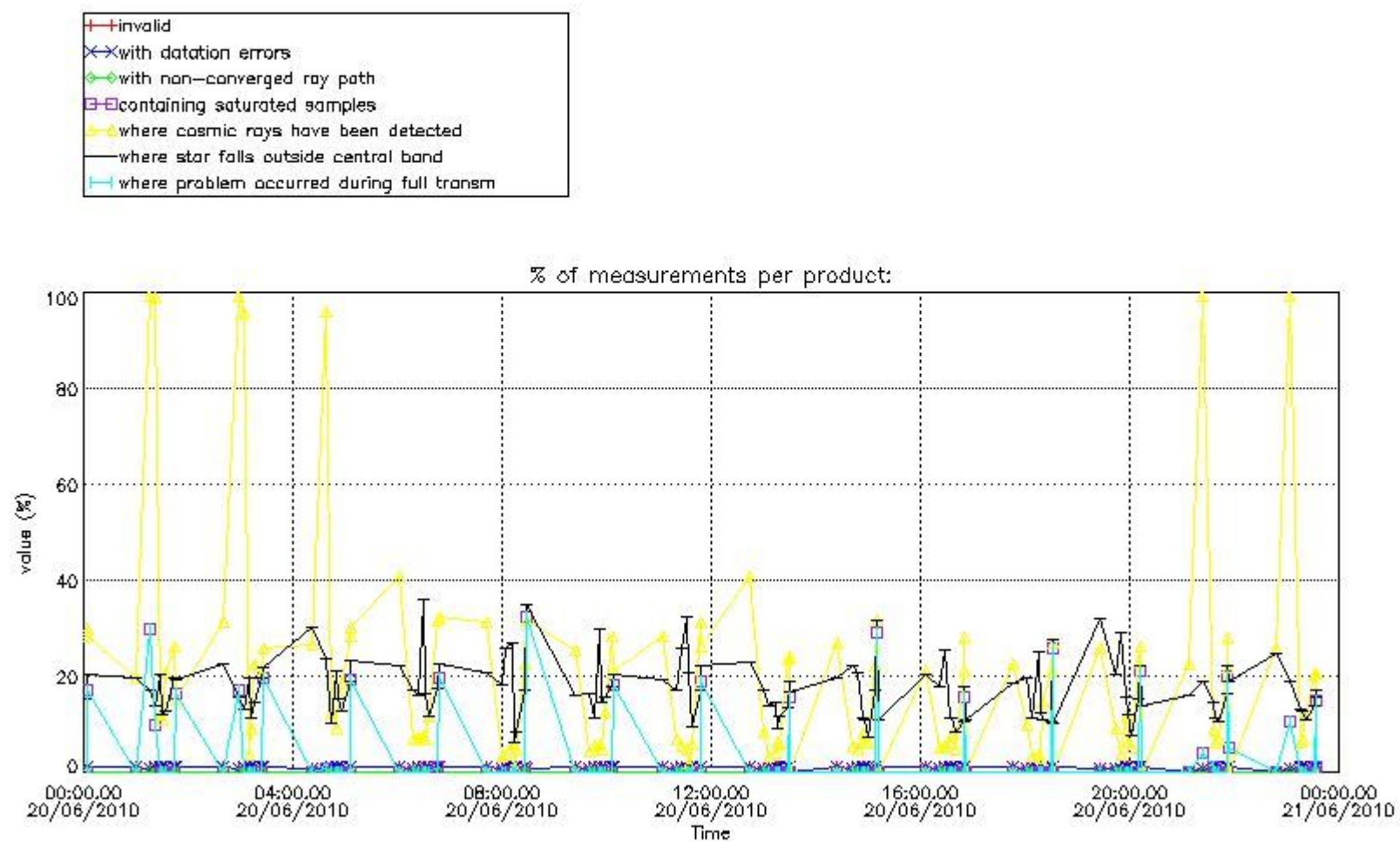


4. Level 1 quality information per product

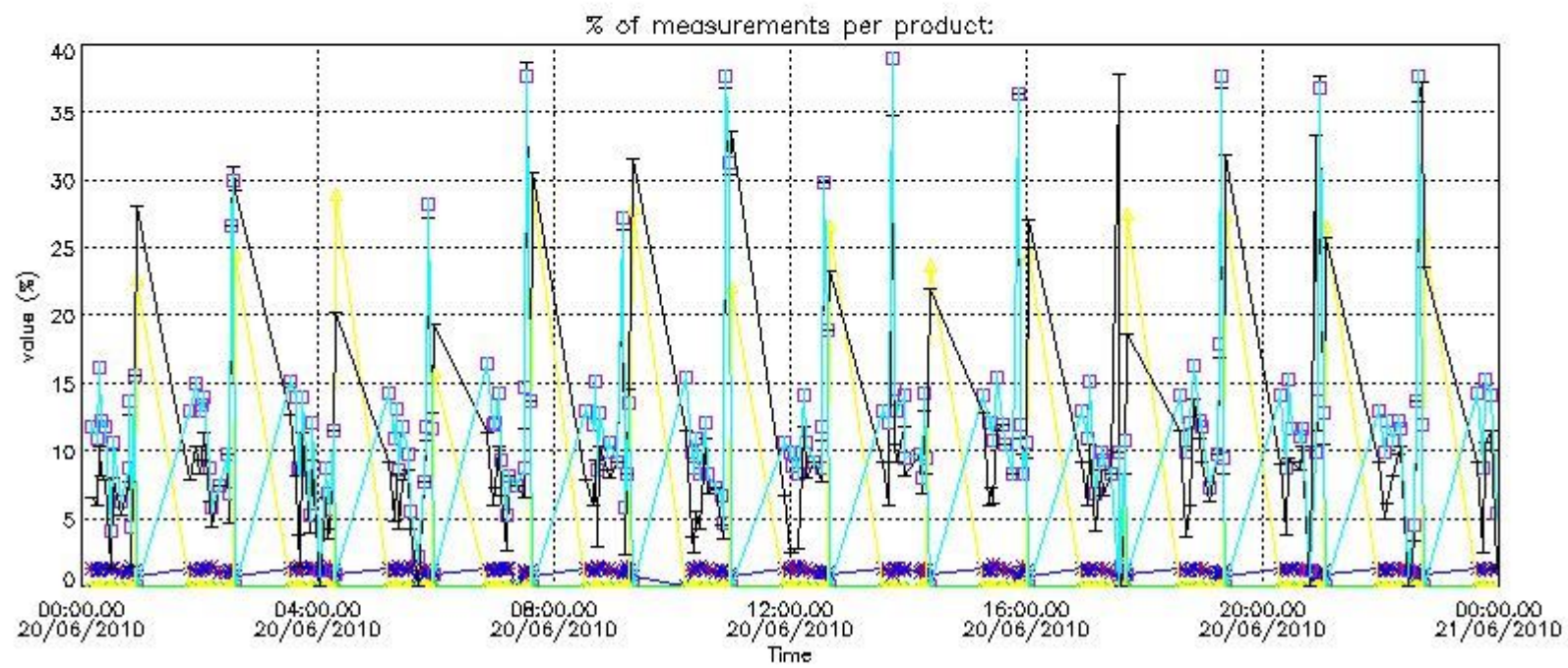
In this section it is plotted some information contained in the Quality Summary data set of the level 2 products that comes from the level 1b processing. Products without errors (error flag in the MPH set to "0") are used.

4.1 Plot quality information per product (time dependant) coming from level 1b processing

4.1.1 Plot level 1 quality information per product (time dependant): ENVISAT ASCENDING passes

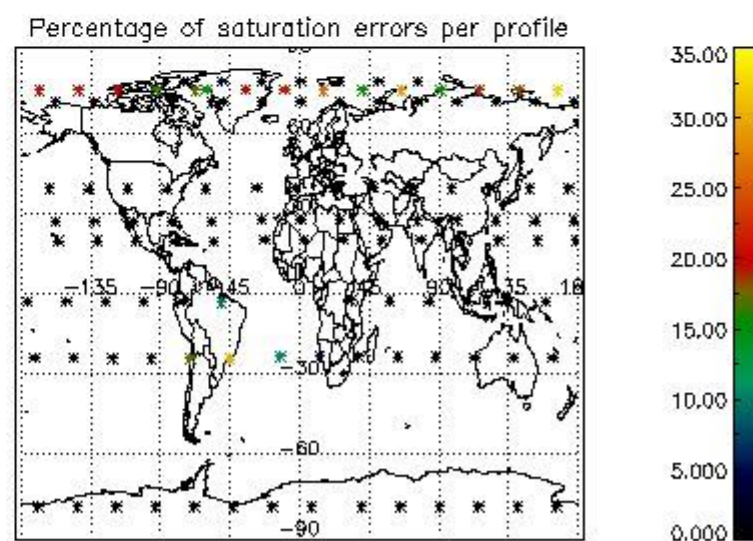
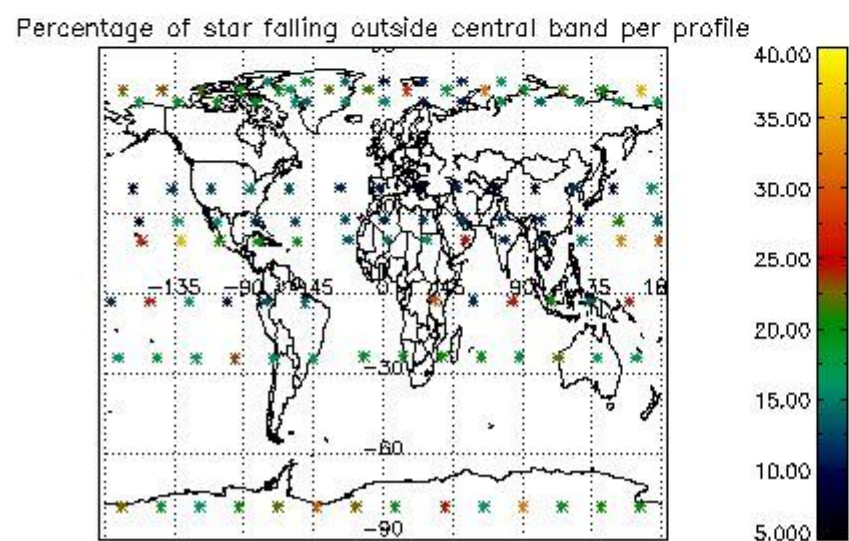
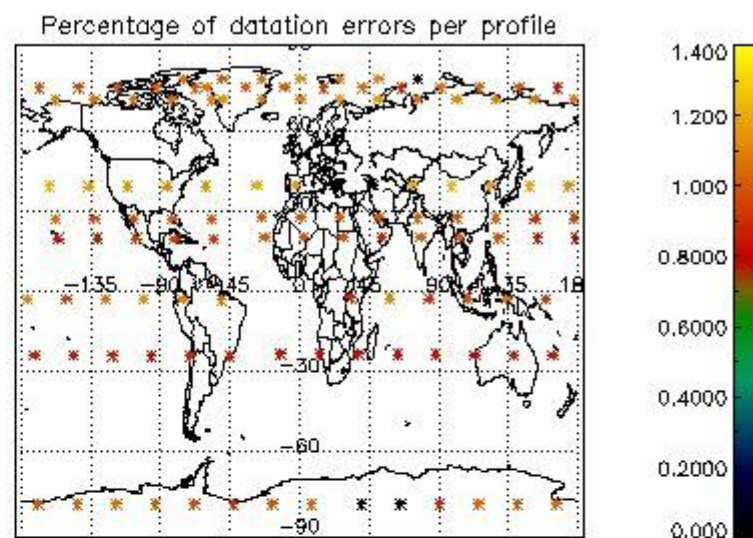
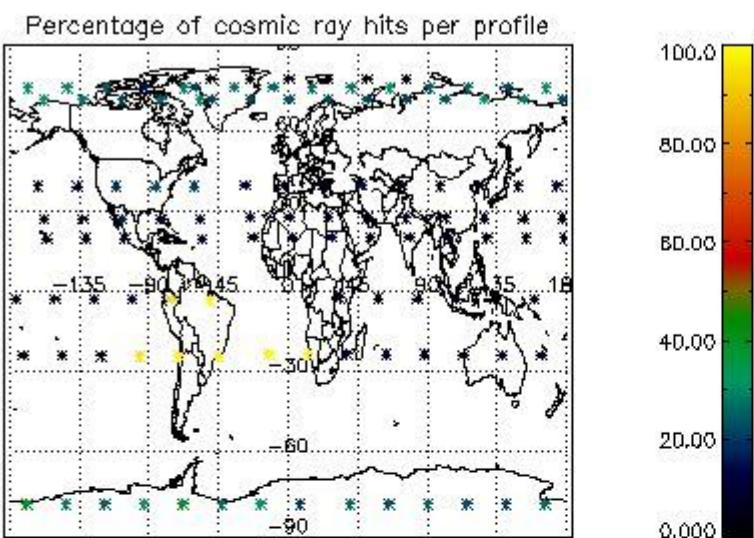


4.1.2 Plot level 1 quality information per product (time dependant): ENVI SAT DESCENDING passes

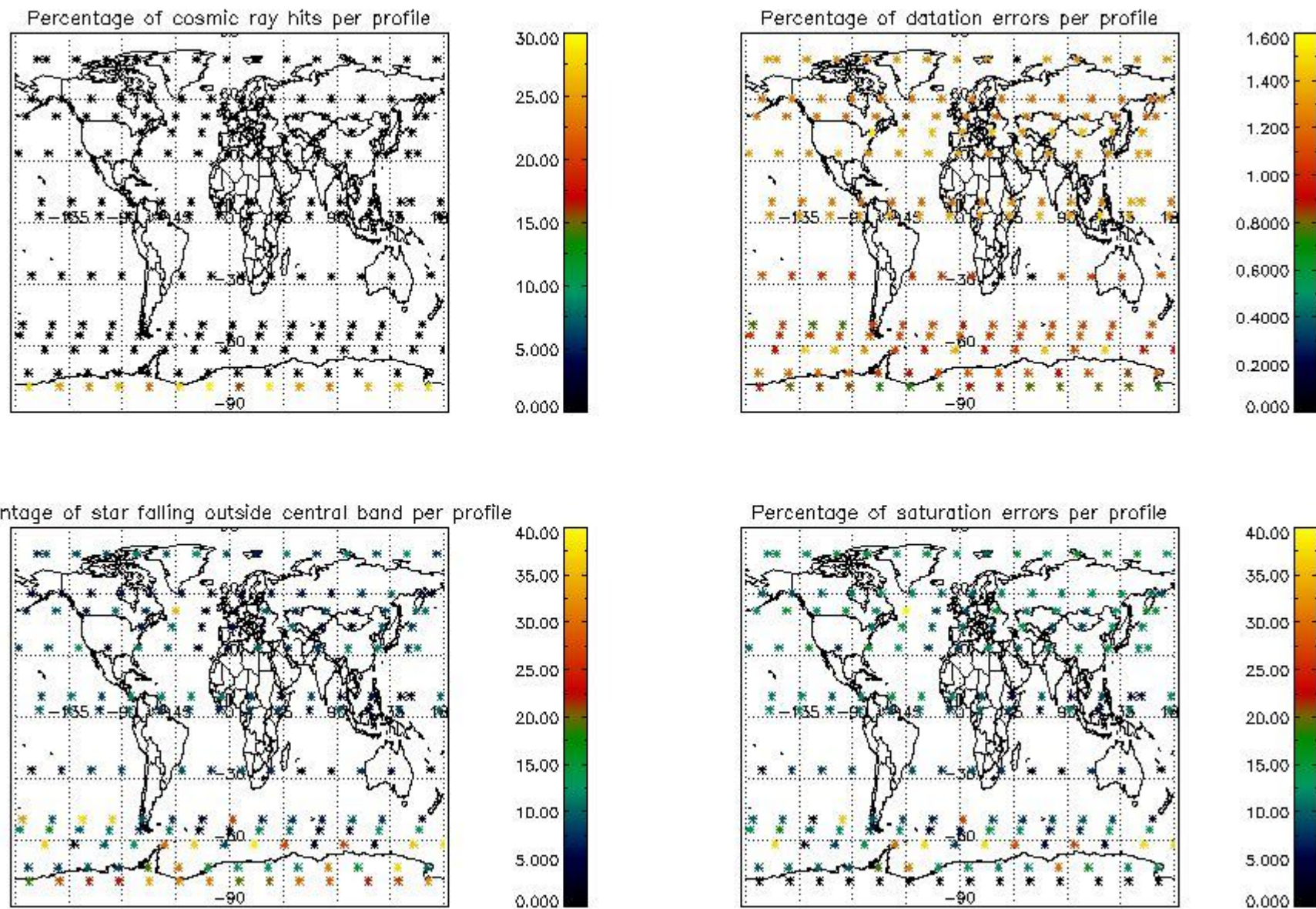


4.2 Plot quality information per product coming from level 1b processing (world map)

4.2.1 Plot level 1 quality information per product (world map): ENVISAT ASCENDING passes



4.2.2 Plot level 1 quality information per product (world map): ENVISAT DESCENDING passes



5. Trace gas profiles

5.1 Ozone statistics based on quality of products

The final quality of the products can be "measured" using the STD (Standard Deviation) attached to every point profile. This information is written to the parameter GOM_NL__2P/NL_LOCAL_SPECIES_DENSITY/o3_std of the level 2 products. The table below shows the statistics for given STD ranges.

The statistics are given with respect to the overall valid production:

- Products without fatal errors: GOM_NL__2P/MPH/PRODUCT_ERR=0
- Valid point profile: GOM_NL__2P/NL_LOCAL_SPECIES_DENSITY/pcd(0)=0

The 'Criteria' is applied to valid points of dark limb products:

- Products in dark limb illumination condition: GOM_NL__2P/NL_SUMMARY_QUALITY/obs_ill_cond=0
- Products without fatal errors: GOM_NL__2P/MPH/PRODUCT_ERR=0
- Valid point profile: GOM_NL__2P/NL_LOCAL_SPECIES_DENSITY/pcd(0)=0

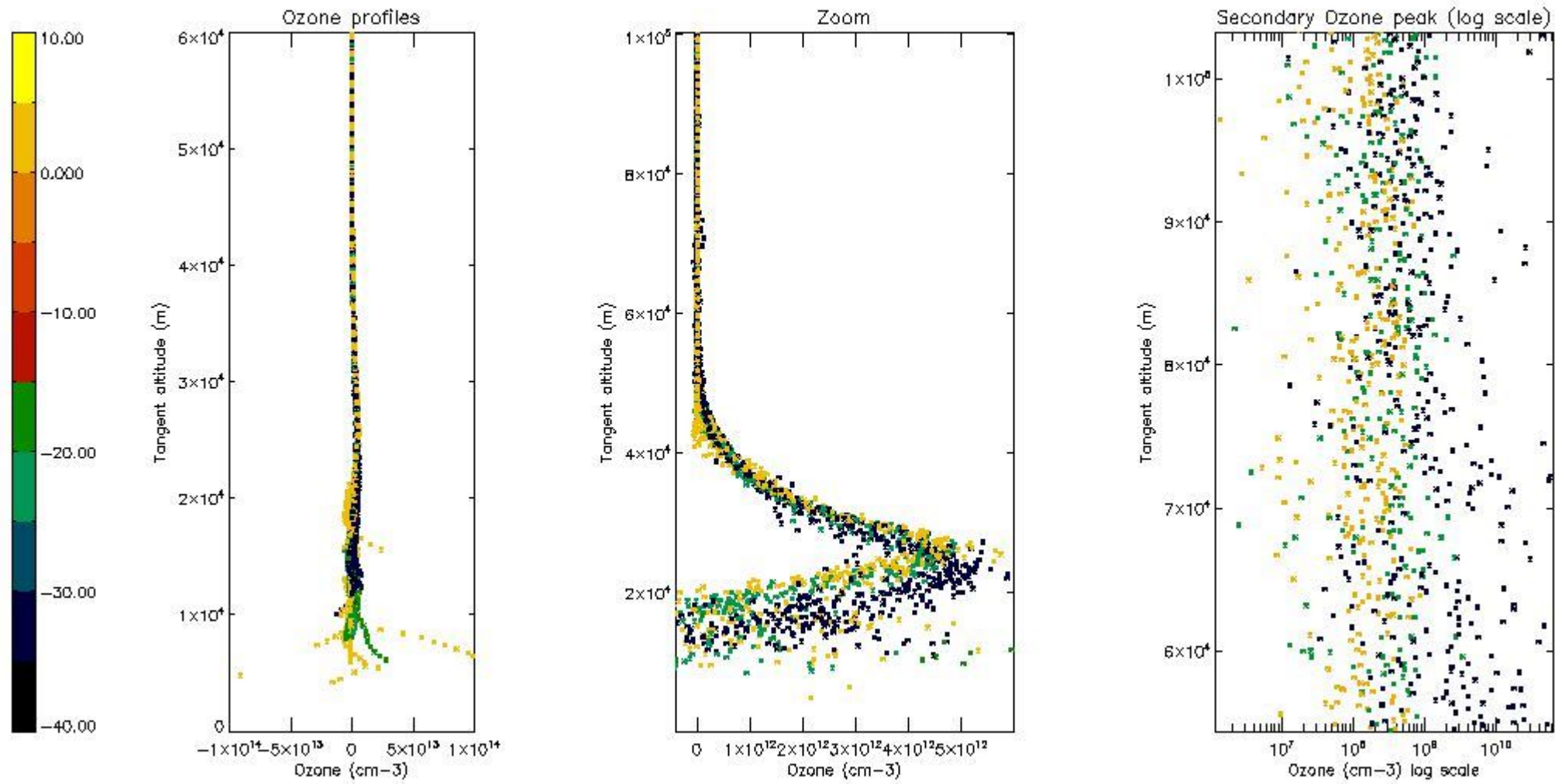
So, the table below shows the percentage of dark limb and valid observations for each criteria with respect to the overall valid daily observations.

Criteria	% of total production
All STD	16
STD < 20	4

STD < 10	2
STD < 5	0

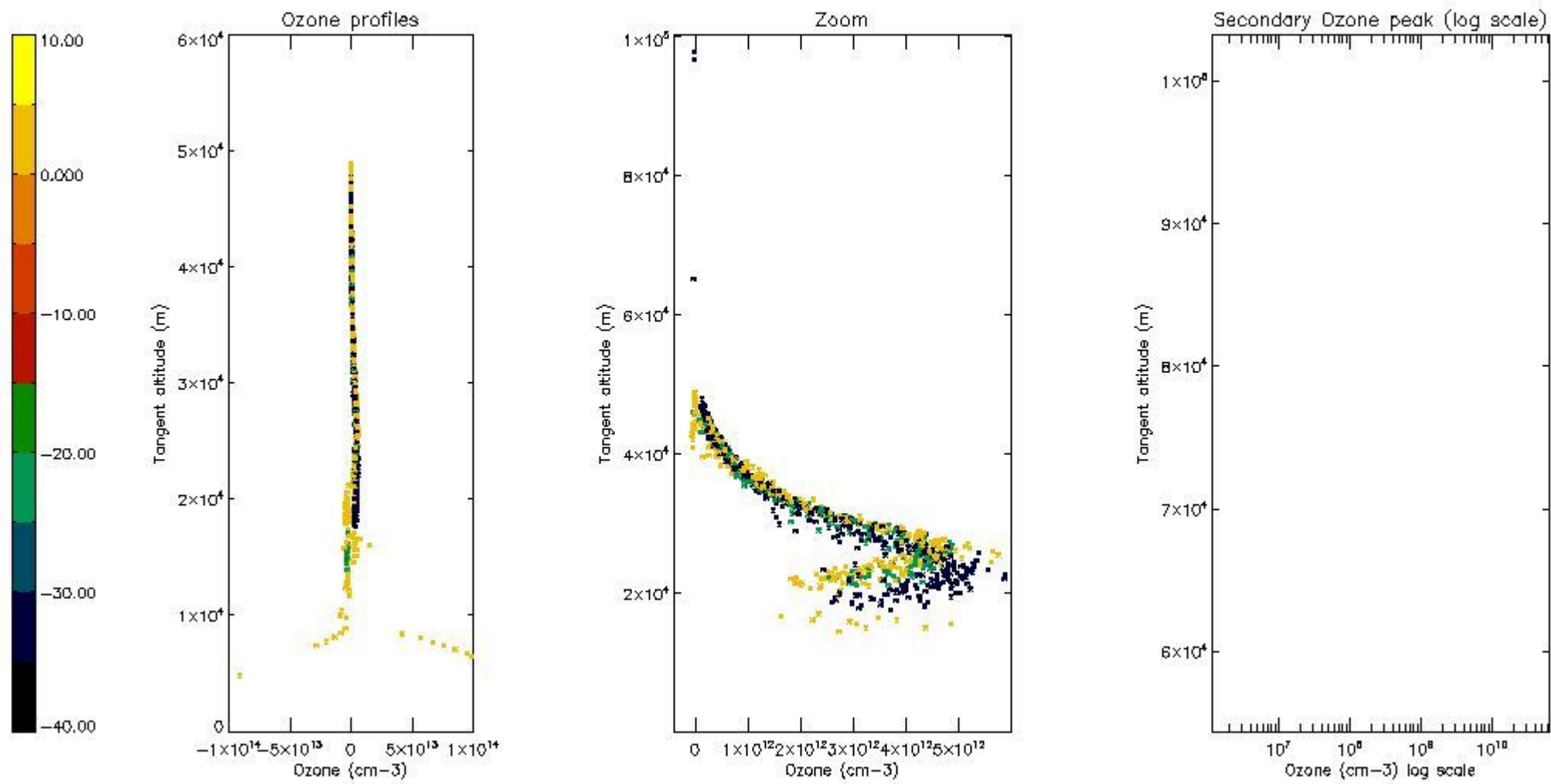
5.2 Plot ozone profiles for all STD (dark without errors)

The colorbar represents the latitude.



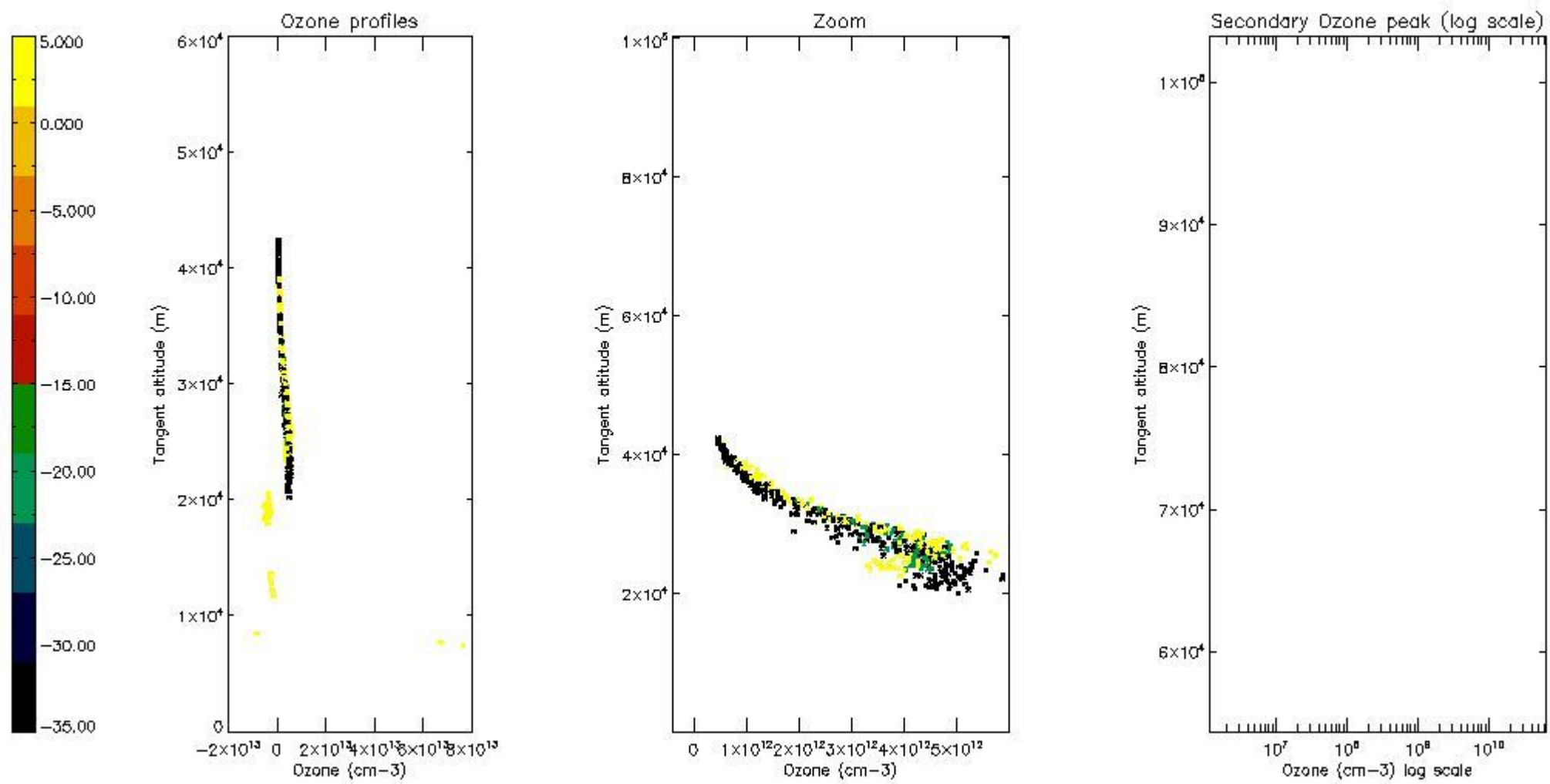
5.3 Plot ozone profiles where STD < 20% (dark without errors)

The colorbar represents the latitude.




5.4 Plot ozone profiles where STD < 10% (dark without errors)

The colorbar represents the latitude.



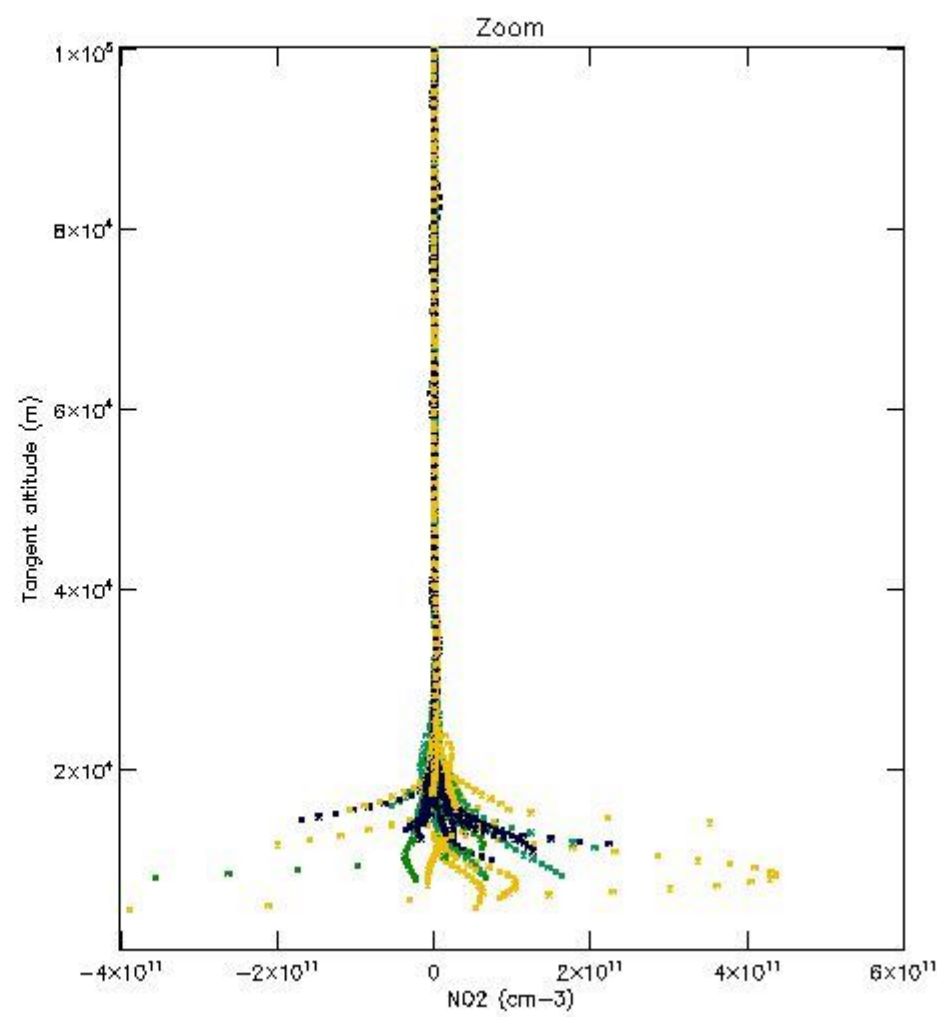
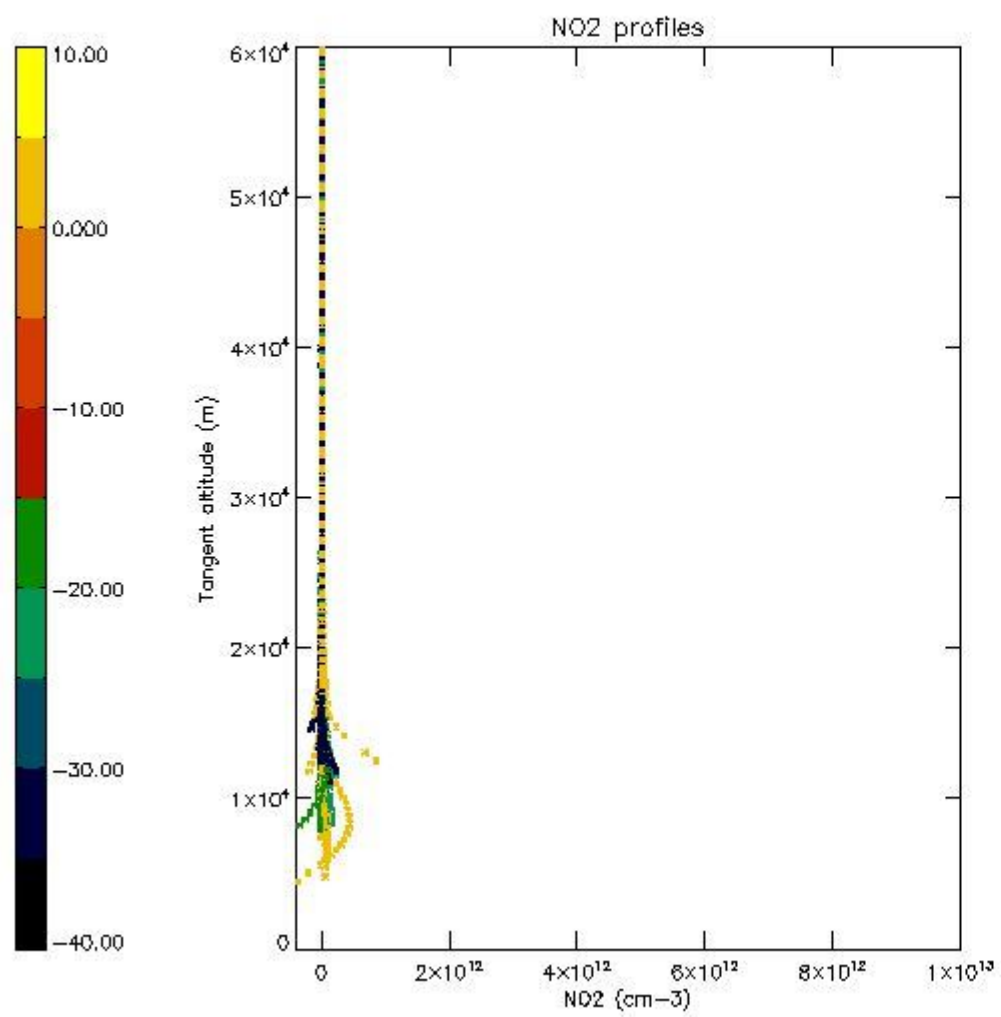
5.5 Plot ozone profiles where $STD < 5\%$ (dark without errors)

The colorbar represents the latitude.



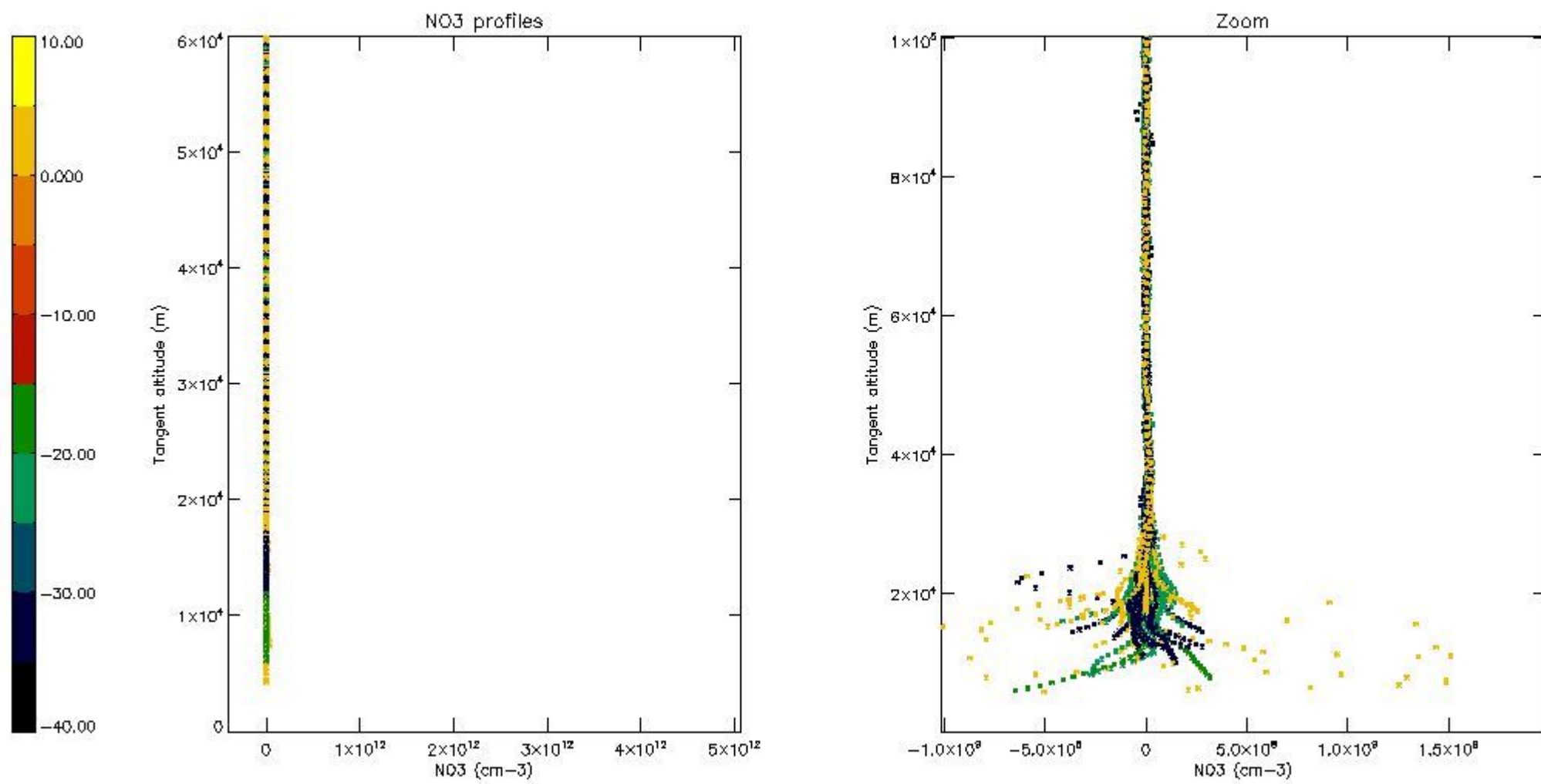
5.6 Plot NO₂ profiles for all STD (dark without errors)

The colorbar represents the latitude.



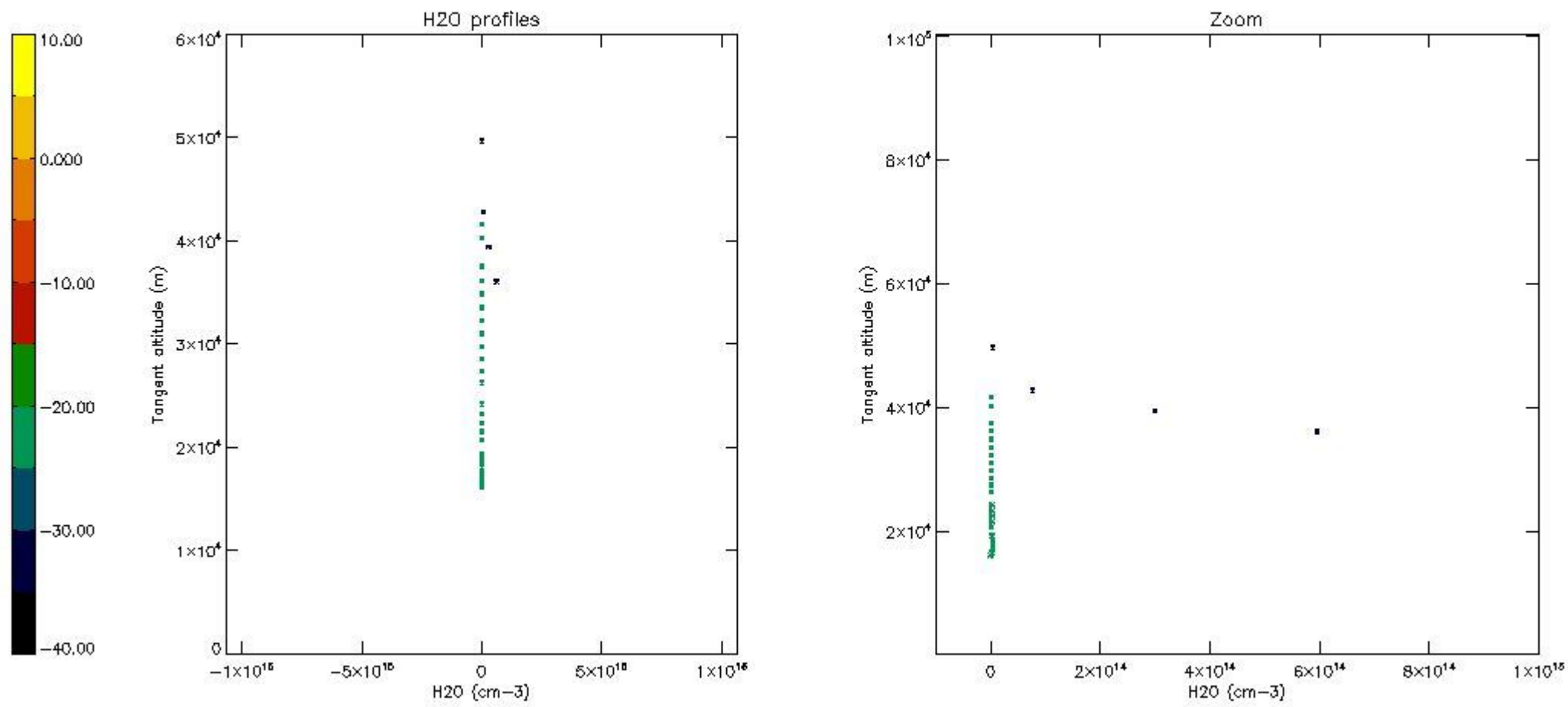
5.7 Plot NO3 profiles for all STD (dark without errors)

The colorbar represents the latitude.



5.8 Plot H2O profiles for all STD (only for occultations of stars 1,2,3,4,13,14,16,26,63 dark without errors)

The colorbar represents the latitude.



6. Auxiliary Data Files used for the production reported in section 2

The number reported in the third column indicates since which file (see list in section 2) the corresponding auxiliary file has been used. The fourth column is the date of those product files.

Type	Auxiliary Filename	Used since product	Used since product date
INST_PHYS_CHARACTERISTICS	GOM_INS_AXVIEC20091111_143220_20030716_120000_20500101_000000	1	20-JUN-2010 00:03:13
LEVEL-2_PROC_CONFIG	GOM_PR2_AXVIEC20091111_152718_20020301_000000_20500101_000000	1	20-JUN-2010 00:03:13
CROSS_SECTIONS_FILE	GOM_CRS_AXVIEC20091111_154832_20020301_000000_20500101_000000	1	20-JUN-2010 00:03:13

GOMOS Level 2 Daily Report

SUMMARY

[1. General Info](#)

[2. Summary of processed GOM_NL_2P products](#)

[3. Level 2 Quality information per product](#)

[3.1 Plot of level 2 quality information per product \(time dependant\)](#)

[3.2 Plot of level 2 quality information per product \(world map\)](#)

[4. Level 1 Quality information per product \(stored on level 2 products\)](#)

[4.1 Plot of level 1 quality information per product \(time dependant\)](#)

[4.1.1 Plot of level 1 quality information per product \(time dependant\): ASCENDING](#)

[4.1.2 Plot of level 1 quality information per product \(time dependant\): DESCENDING](#)

[4.2 Plot of level 1 quality information per product \(world map\)](#)

[4.2.1 Plot of level 1 quality information per product \(world map\): ASCENDING](#)

[4.2.2 Plot of level 1 quality information per product \(world map\): DESCENDING](#)

[5. Ozone profiles based on quality statistics and other trace gas profiles](#)

[5.1 Ozone statistics based on quality of products](#)

[5.2 Plot ozone profiles for all STD \(dark without errors\)](#)

[5.3 Plot ozone profiles where STD < 20% \(dark without errors\)](#)

[5.4. Plot ozone profiles where STD < 10% \(dark without errors\)](#)

[5.5. Plot ozone profiles where STD < 5% \(dark without errors\)](#)

[5.6 Plot NO2 profiles for all STD \(dark without errors\)](#)

[5.7 Plot NO3 profiles for all STD \(dark without errors\)](#)

[5.8 Plot H2O profiles \(only for occultations of stars 1,2,3,4,13,14,16,26,63 dark without errors\) for all STD](#)

[6. Auxiliary Data Files used for the production reported in section 2](#)

This report presents the daily analysis on parameters extracted from GOMOS level 2 data (GOM_NL__2P). It is intended to monitor some important parameters that will impact the quality of these products. A list of level 2 products (and content) that have arrived during the reporting day to the PCF is also given.

Item	Value
Time of report generation	29APR2013 12:09:45
Data source version	GOMOS/6.01
Start time of products	20-06-2010 (20JUN2010 00:00:00)
Stop time of products	21-06-2010 (21JUN2010 00:00:00)
Store outputs in DB	Yes
Nb of level 2 prods	301
Nb of prods with errors	0

2. Summary of processed GOM_NL__2P products.

Nr	Filename	UTC Start time	Limb	Duration	Star Id	Star Name	Star Mag	Star Temp	Nb Meas	Orbit	Prod. error
1	GOM_NL__2PRFIN20100620_000313_000000462090_00274_43414_5487.N1	20-JUN-2010 00:03:13	Twilight	45.500	38	20Eps Sgr	1.8360	11000.	91	43414	No
2	GOM_NL__2PRFIN20100620_000441_000000502090_00274_43414_5488.N1	20-JUN-2010 00:04:41	Twilight	49.500	116	19Del Sgr	2.7000	4100.0	99	43414	No
3	GOM_NL__2PRFIN20100620_000948_000000382090_00274_43414_5489.N1	20-JUN-2010 00:09:48	Bright	38.000	86	35Eta Oph	2.4300	10200.	76	43414	No
4	GOM_NL__2PRFIN20100620_001604_000000422090_00274_43414_5490.N1	20-JUN-2010 00:16:04	Bright	41.500	126	60Bet Oph	2.7700	4250.0	83	43414	No
5	GOM_NL__2PRFIN20100620_001831_000000442090_00274_43414_5491.N1	20-JUN-2010 00:18:31	Bright	43.500	59	55Alp Oph	2.0800	8900.0	87	43414	No
6	GOM_NL__2PRFIN20100620_002042_000000372090_00274_43414_5492.N1	20-JUN-2010 00:20:42	Bright	37.000	127	27Bet Her	2.7810	4700.0	74	43414	No
7	GOM_NL__2PRFIN20100620_002339_000000382090_00274_43414_5493.N1	20-JUN-2010 00:23:39	Bright	38.000	133	40Zet Her	2.8070	6000.0	76	43414	No
8	GOM_NL__2PRFIN20100620_003015_000000372090_00274_43414_5494.N1	20-JUN-2010 00:30:15	Bright	37.000	130	23Bet Dra	2.7990	5800.0	74	43414	No
9	GOM_NL__2PRFIN20100620_003204_000000382090_00274_43414_5495.N1	20-JUN-2010 00:32:04	Bright	37.500	119	14Eta Dra	2.7270	4700.0	75	43414	No
10	GOM_NL__2PRFIN20100620_004021_000000482090_00274_43414_5496.N1	20-JUN-2010 00:40:21	Bright	47.500	89	5Alp Cep	2.4510	8000.0	95	43414	No
11	GOM_NL__2PRFIN20100620_004705_000000462090_00274_43414_5497.N1	20-JUN-2010 00:47:05	Bright	45.500	74	11Bet Cas	2.2680	6600.0	91	43414	No
12	GOM_NL__2PRFIN20100620_004833_000000482090_00274_43414_5498.N1	20-JUN-2010 00:48:33	Bright	47.500	68	18Alp Cas	2.2250	4500.0	95	43414	No
13	GOM_NL__2PRFIN20100620_005032_000000342090_00274_43414_5499.N1	20-JUN-2010 00:50:32	Bright	34.000	160	23Gam Per	2.9300	4700.0	68	43414	No
14	GOM_NL__2PRFIN20100620_005358_000000452090_00274_43414_5500.N1	20-JUN-2010 00:53:58	Bright	45.000	73	57Gam1And	2.2600	13100.	90	43414	No
15	GOM_NL__2PRFIN20100620_005622_000000642090_00274_43414_5501.N1	20-JUN-2010 00:56:22	Twilight	64.000	53	43Bet And	2.0480	3300.0	128	43414	No
16	GOM_NL__2PRFIN20100620_010002_000000492090_00274_43414_5502.N1	20-JUN-2010 01:00:02	Twilight	48.500	50	13Alp Ari	2.0070	4250.0	97	43414	No
17	GOM_NL__2PRFIN20100620_011634_000000592090_00274_43414_5503.N1	20-JUN-2010 01:16:34	Dark	58.500	52	16Bet Cet	2.0370	4500.0	117	43414	No
18	GOM_NL__2PRFIN20100620_012230_000000472090_00274_43414_5504.N1	20-JUN-2010 01:22:30	Dark	46.500	84	Alp Phe	2.3970	4500.0	93	43414	No
19	GOM_NL__2PRFIN20100620_012852_000000552090_00275_43415_5492.N1	20-JUN-2010 01:28:52	Dark	54.500	63	Bet Gru	2.1500	2800.0	109	43415	No
20	GOM_NL__2PRFIN20100620_013056_000000512090_00275_43415_5493.N1	20-JUN-2010 01:30:56	Straylight	50.500	31	Alp Gru	1.7340	15200.	101	43415	No
21	GOM_NL__2PRFIN20100620_013423_000000442090_00275_43415_5494.N1	20-JUN-2010 01:34:23	Straylight	43.500	45	Alp Pav	1.9400	26000.	87	43415	No
22	GOM_NL__2PRFIN20100620_014350_000000482090_00275_43415_5495.N1	20-JUN-2010 01:43:50	Twilight	48.000	38	20Eps Sgr	1.8360	11000.	96	43415	No
23	GOM_NL__2PRFIN20100620_014517_000000492090_00275_43415_5496.N1	20-JUN-2010 01:45:17	Twilight	49.000	116	19Del Sgr	2.7000	4100.0	98	43415	No
24	GOM_NL__2PRFIN20100620_015024_000000392090_00275_43415_5497.N1	20-JUN-2010 01:50:24	Bright	38.500	86	35Eta Oph	2.4300	10200.	77	43415	No
25	GOM_NL__2PRFIN20100620_015640_000000442090_00275_43415_5498.N1	20-JUN-2010 01:56:40	Bright	43.500	126	60Bet Oph	2.7700	4250.0	87	43415	No
26	GOM_NL__2PRFIN20100620_015907_000000432090_00275_43415_5499.N1	20-JUN-2010 01:59:07	Bright	42.500	59	55Alp Oph	2.0800	8900.0	85	43415	No
27	GOM_NL__2PRFIN20100620_020118_000000382090_00275_43415_5500.N1	20-JUN-2010 02:01:18	Bright	37.500	127	27Bet Her	2.7810	4700.0	75	43415	No
28	GOM_NL__2PRFIN20100620_020414_000000402090_00275_43415_5501.N1	20-JUN-2010 02:04:14	Bright	39.500	133	40Zet Her	2.8070	6000.0	79	43415	No
29	GOM_NL__2PRFIN20100620_021051_000000402090_00275_43415_5502.N1	20-JUN-2010 02:10:51	Bright	40.000	130	23Bet Dra	2.7990	5800.0	80	43415	No
30	GOM_NL__2PRFIN20100620_021239_000000352090_00275_43415_5503.N1	20-JUN-2010 02:12:39	Bright	34.500	119	14Eta Dra	2.7270	4700.0	69	43415	No
31	GOM_NL__2PRFIN20100620_022057_000000482090_00275_43415_5504.N1	20-JUN-2010 02:20:57	Bright	47.500	89	5Alp Cep	2.4510	8000.0	95	43415	No
32	GOM_NL__2PRFIN20100620_022741_000000472090_00275_43415_5505.N1	20-JUN-2010 02:27:41	Bright	46.500	74	11Bet Cas	2.2680	6600.0	93	43415	No
33	GOM_NL__2PRFIN20100620_022909_000000442090_00275_43415_5506.N1	20-JUN-2010 02:29:09	Bright	43.500	68	18Alp Cas	2.2250	4500.0	87	43415	No
34	GOM_NL__2PRFIN20100620_023108_000000452090_00275_43415_5507.N1	20-JUN-2010 02:31:08	Bright	45.000	160	23Gam Per	2.9300	4700.0	90	43415	No
35	GOM_NL__2PRFIN20100620_023434_000000552090_00275_43415_5508.N1	20-JUN-2010 02:34:34	Bright	55.000	73	57Gam1And	2.2600	13100.	110	43415	No
36	GOM_NL__2PRFIN20100620_023658_000000652090_00275_43415_5509.N1	20-JUN-2010 02:36:58	Twilight	65.000	53	43Bet And	2.0480	3300.0	130	43415	No
37	GOM_NL__2PRFIN20100620_024038_000000512090_00275_43415_5510.N1	20-JUN-2010 02:40:38	Twilight	51.000	50	13Alp Ari	2.0070	4250.0	102	43415	No
38	GOM_NL__2PRFIN20100620_025711_000000582090_00275_43415_5511.N1	20-JUN-2010 02:57:11	Dark	58.000	52	16Bet Cet	2.0370	4500.0	116	43415	No
39	GOM_NL__2PRFIN20100620_030307_000000462090_00275_43415_5512.N1	20-JUN-2010 03:03:07	Dark	45.500	84	Alp Phe	2.3970	4500.0	91	43415	No
40	GOM_NL__2PRFIN20100620_030930_000000542090_00276_43416_5500.N1	20-JUN-2010 03:09:30	Dark	53.500	63	Bet Gru	2.1500	2800.0	107	43416	No
41	GOM_NL__2PRFIN20100620_031133_000000492090_00276_43416_5501.N1	20-JUN-2010 03:11:33	Straylight	49.000	31	Alp Gru	1.7340	15200.	98	43416	No
42	GOM_NL__2PRFIN20100620_031500_000000452090_00276_43416_5502.N1	20-JUN-2010 03:15:00	Straylight	44.500	45	Alp Pav	1.9400	26000.	89	43416	No

43	GOM_NL__2PRFIN20100620_032426_000000482090_00276_43416_5503.N1	20-JUN-2010 03:24:26	Twilight	48.000	38	20Eps Sgr	1.8360	11000.	96	43416	No
44	GOM_NL__2PRFIN20100620_032553_000000512090_00276_43416_5504.N1	20-JUN-2010 03:25:53	Twilight	50.500	116	19Del Sgr	2.7000	4100.0	101	43416	No
45	GOM_NL__2PRFIN20100620_033101_000000402090_00276_43416_5505.N1	20-JUN-2010 03:31:01	Bright	39.500	86	35Eta Oph	2.4300	10200.	79	43416	No
46	GOM_NL__2PRFIN20100620_033715_000000432090_00276_43416_5506.N1	20-JUN-2010 03:37:15	Bright	43.000	126	60Bet Oph	2.7700	4250.0	86	43416	No
47	GOM_NL__2PRFIN20100620_033943_000000402090_00276_43416_5507.N1	20-JUN-2010 03:39:43	Bright	40.000	59	55Alp Oph	2.0800	8900.0	80	43416	No
48	GOM_NL__2PRFIN20100620_034154_000000352090_00276_43416_5508.N1	20-JUN-2010 03:41:54	Bright	35.000	127	27Bet Her	2.7810	4700.0	70	43416	No
49	GOM_NL__2PRFIN20100620_034450_000000402090_00276_43416_5509.N1	20-JUN-2010 03:44:50	Bright	39.500	133	40Zet Her	2.8070	6000.0	79	43416	No
50	GOM_NL__2PRFIN20100620_035126_000000392090_00276_43416_5510.N1	20-JUN-2010 03:51:26	Bright	38.500	130	23Bet Dra	2.7990	5800.0	77	43416	No
51	GOM_NL__2PRFIN20100620_035315_000000382090_00276_43416_5511.N1	20-JUN-2010 03:53:15	Bright	37.500	119	14Eta Dra	2.7270	4700.0	75	43416	No
52	GOM_NL__2PRFIN20100620_040132_000000452090_00276_43416_5512.N1	20-JUN-2010 04:01:32	Bright	44.500	89	5Alp Cep	2.4510	8000.0	89	43416	No
53	GOM_NL__2PRFIN20100620_040816_000000462090_00276_43416_5513.N1	20-JUN-2010 04:08:16	Bright	45.500	74	11Bet Cas	2.2680	6600.0	91	43416	No
54	GOM_NL__2PRFIN20100620_040944_000000442090_00276_43416_5514.N1	20-JUN-2010 04:09:44	Bright	43.500	68	18Alp Cas	2.2250	4500.0	87	43416	No
55	GOM_NL__2PRFIN20100620_041144_000000352090_00276_43416_5515.N1	20-JUN-2010 04:11:44	Bright	35.000	160	23Gam Per	2.9300	4700.0	70	43416	No
56	GOM_NL__2PRFIN20100620_041510_000000442090_00276_43416_5516.N1	20-JUN-2010 04:15:10	Bright	43.500	73	57Gam1And	2.2600	13100.	87	43416	No
57	GOM_NL__2PRFIN20100620_041734_000000572090_00276_43416_5517.N1	20-JUN-2010 04:17:34	Twilight	57.000	53	43Bet And	2.0480	3300.0	114	43416	No
58	GOM_NL__2PRFIN20100620_042114_000000572090_00276_43416_5518.N1	20-JUN-2010 04:21:14	Twilight	56.500	50	13Alp Ari	2.0070	4250.0	113	43416	No
59	GOM_NL__2PRFIN20100620_043748_000000642090_00276_43416_5519.N1	20-JUN-2010 04:37:48	Dark	63.500	52	16Bet Cet	2.0370	4500.0	127	43416	No
60	GOM_NL__2PRFIN20100620_044344_000000452090_00276_43416_5520.N1	20-JUN-2010 04:43:44	Dark	44.500	84	Alp Phe	2.3970	4500.0	89	43416	No
61	GOM_NL__2PRFIN20100620_045007_000000552090_00277_43417_5508.N1	20-JUN-2010 04:50:07	Dark	54.500	63	Bet Gru	2.1500	2800.0	109	43417	No
62	GOM_NL__2PRFIN20100620_045210_000000522090_00277_43417_5509.N1	20-JUN-2010 04:52:10	Straylight	52.000	31	Alp Gru	1.7340	15200.	104	43417	No
63	GOM_NL__2PRFIN20100620_045537_000000442090_00277_43417_5510.N1	20-JUN-2010 04:55:37	Straylight	43.500	45	Alp Pav	1.9400	26000.	87	43417	No
64	GOM_NL__2PRFIN20100620_050502_000000482090_00277_43417_5511.N1	20-JUN-2010 05:05:02	Twilight	47.500	38	20Eps Sgr	1.8360	11000.	95	43417	No
65	GOM_NL__2PRFIN20100620_050629_000000522090_00277_43417_5512.N1	20-JUN-2010 05:06:29	Twilight	51.500	116	19Del Sgr	2.7000	4100.0	103	43417	No
66	GOM_NL__2PRFIN20100620_051137_000000392090_00277_43417_5513.N1	20-JUN-2010 05:11:37	Bright	38.500	86	35Eta Oph	2.4300	10200.	77	43417	No
67	GOM_NL__2PRFIN20100620_051751_000000422090_00277_43417_5514.N1	20-JUN-2010 05:17:51	Bright	41.500	126	60Bet Oph	2.7700	4250.0	83	43417	No
68	GOM_NL__2PRFIN20100620_052018_000000422090_00277_43417_5515.N1	20-JUN-2010 05:20:18	Bright	42.000	59	55Alp Oph	2.0800	8900.0	84	43417	No
69	GOM_NL__2PRFIN20100620_052230_000000352090_00277_43417_5516.N1	20-JUN-2010 05:22:30	Bright	35.000	127	27Bet Her	2.7810	4700.0	70	43417	No
70	GOM_NL__2PRFIN20100620_052526_000000382090_00277_43417_5517.N1	20-JUN-2010 05:25:26	Bright	38.000	133	40Zet Her	2.8070	6000.0	76	43417	No
71	GOM_NL__2PRFIN20100620_053202_000000412090_00277_43417_5518.N1	20-JUN-2010 05:32:02	Bright	41.000	130	23Bet Dra	2.7990	5800.0	82	43417	No
72	GOM_NL__2PRFIN20100620_053351_000000362090_00277_43417_5519.N1	20-JUN-2010 05:33:51	Bright	36.000	119	14Eta Dra	2.7270	4700.0	72	43417	No
73	GOM_NL__2PRFIN20100620_054207_000000452090_00277_43417_5520.N1	20-JUN-2010 05:42:07	Bright	45.000	89	5Alp Cep	2.4510	8000.0	90	43417	No
74	GOM_NL__2PRFIN20100620_054852_000000462090_00277_43417_5521.N1	20-JUN-2010 05:48:52	Bright	45.500	74	11Bet Cas	2.2680	6600.0	91	43417	No
75	GOM_NL__2PRFIN20100620_055020_000000472090_00277_43417_5522.N1	20-JUN-2010 05:50:20	Bright	46.500	68	18Alp Cas	2.2250	4500.0	93	43417	No
76	GOM_NL__2PRFIN20100620_055220_000000462090_00277_43417_5523.N1	20-JUN-2010 05:52:20	Bright	46.000	160	23Gam Per	2.9300	4700.0	92	43417	No
77	GOM_NL__2PRFIN20100620_055546_000000432090_00277_43417_5524.N1	20-JUN-2010 05:55:46	Bright	43.000	73	57Gam1And	2.2600	13100.	86	43417	No
78	GOM_NL__2PRFIN20100620_055810_000000572090_00277_43417_5525.N1	20-JUN-2010 05:58:10	Twilight	57.000	53	43Bet And	2.0480	3300.0	114	43417	No
79	GOM_NL__2PRFIN20100620_060150_000000522090_00277_43417_5526.N1	20-JUN-2010 06:01:50	Twilight	51.500	50	13Alp Ari	2.0070	4250.0	103	43417	No
80	GOM_NL__2PRFIN20100620_061825_000000592090_00277_43417_5527.N1	20-JUN-2010 06:18:25	Dark	58.500	52	16Bet Cet	2.0370	4500.0	117	43417	No
81	GOM_NL__2PRFIN20100620_062421_000000472090_00277_43417_5528.N1	20-JUN-2010 06:24:21	Dark	47.000	84	Alp Phe	2.3970	4500.0	94	43417	No
82	GOM_NL__2PRFIN20100620_063044_000000662090_00278_43418_5516.N1	20-JUN-2010 06:30:44	Dark	65.500	63	Bet Gru	2.1500	2800.0	131	43418	No
83	GOM_NL__2PRFIN20100620_063247_000000522090_00278_43418_5517.N1	20-JUN-2010 06:32:47	Straylight	52.000	31	Alp Gru	1.7340	15200.	104	43418	No
84	GOM_NL__2PRFIN20100620_063613_000000432090_00278_43418_5518.N1	20-JUN-2010 06:36:13	Straylight	42.500	45	Alp Pav	1.9400	26000.	85	43418	No
85	GOM_NL__2PRFIN20100620_064539_000000462090_00278_43418_5519.N1	20-JUN-2010 06:45:39	Twilight	46.000	38	20Eps Sgr	1.8360	11000.	92	43418	No
86	GOM_NL__2PRFIN20100620_064705_000000512090_00278_43418_5520.N1	20-JUN-2010 06:47:05	Twilight	51.000	116	19Del Sgr	2.7000	4100.0	102	43418	No
87	GOM_NL__2PRFIN20100620_065213_000000402090_00278_43418_5521.N1	20-JUN-2010 06:52:13	Bright	39.500	86	35Eta Oph	2.4300	10200.	79	43418	No
88	GOM_NL__2PRFIN20100620_065827_000000422090_00278_43418_5522.N1	20-JUN-2010 06:58:27	Bright	42.000	126	60Bet Oph	2.7700	4250.0	84	43418	No
89	GOM_NL__2PRFIN20100620_070054_000000422090_00278_43418_5523.N1	20-JUN-2010 07:00:54	Bright	41.500	59	55Alp Oph	2.0800	8900.0	83	43418	No
90	GOM_NL__2PRFIN20100620_070305_000000392090_00278_43418_5524.N1	20-JUN-2010 07:03:05	Bright	38.500	127	27Bet Her	2.7810	4700.0	77	43418	No
91	GOM_NL__2PRFIN20100620_070602_000000382090_00278_43418_5525.N1	20-JUN-2010 07:06:02	Bright	37.500	133	40Zet Her	2.8070	6000.0	75	43418	No
92	GOM_NL__2PRFIN20100620_071238_000000392090_00278_43418_5526.N1	20-JUN-2010 07:12:38	Bright	38.500	130	23Bet Dra	2.7990	5800.0	77	43418	No
93	GOM_NL__2PRFIN20100620_071427_000000372090_00278_43418_5527.N1	20-JUN-2010 07:14:27	Bright	37.000	119	14Eta Dra	2.7270	4700.0	74	43418	No
94	GOM_NL__2PRFIN20100620_072243_000000482090_00278_43418_5528.N1	20-JUN-2010 07:22:43	Bright	47.500	89	5Alp Cep	2.4510	8000.0	95	43418	No
95	GOM_NL__2PRFIN20100620_072928_000000462090_00278_43418_5529.N1	20-JUN-2010 07:29:28	Bright	45.500	74	11Bet Cas	2.2680	6600.0	91	43418	No
96	GOM_NL__2PRFIN20100620_073056_000000482090_00278_43418_5530.N1	20-JUN-2010 07:30:56	Bright	47.500	68	18Alp Cas	2.2250	4500.0	95	43418	No
97	GOM_NL__2PRFIN20100620_073256_000000532090_00278_43418_5531.N1	20-JUN-2010 07:32:56	Bright	53.000	160	23Gam Per	2.9300	4700.0	106	43418	No
98	GOM_NL__2PRFIN20100620_073622_000000442090_00278_43418_5532.N1	20-JUN-2010 07:36:22	Bright	44.000	73	57Gam1And	2.2600	13100.	88	43418	No
99	GOM_NL__2PRFIN20100620_073846_000000672090_00278_43418_5533.N1	20-JUN-2010 07:38:46	Twilight	67.000	53	43Bet And	2.0480	3300.0	134	43418	No
100	GOM_NL__2PRFIN20100620_074226_000000512090_00278_43418_5534.N1	20-JUN-2010 07:42:26	Twilight	51.000	50	13Alp Ari	2.0070	4250.0	102	43418	No
101	GOM_NL__2PRFIN20100620_075903_000000602090_00278_43418_5535.N1	20-JUN-2010 07:59:03	Dark	60.000	52	16Bet Cet	2.0370	4500.0	120	43418	No

102	GOM_NL__2PRFIN20100620_080458_000000542090_00278_43418_5536.N1	20-JUN-2010 08:04:58	Dark	54.000	84	Alp Phe	2.3970	4500.0	108	43418	No
103	GOM_NL__2PRFIN20100620_081120_000000602090_00279_43419_5524.N1	20-JUN-2010 08:11:20	Dark	59.500	63	Bet Gru	2.1500	2800.0	119	43419	No
104	GOM_NL__2PRFIN20100620_081323_000000482090_00279_43419_5525.N1	20-JUN-2010 08:13:23	Straylight	47.500	31	Alp Gru	1.7340	15200.	95	43419	No
105	GOM_NL__2PRFIN20100620_081650_000000412090_00279_43419_5526.N1	20-JUN-2010 08:16:50	Straylight	41.000	45	Alp Pav	1.9400	26000.	82	43419	No
106	GOM_NL__2PRFIN20100620_082615_000000472090_00279_43419_5527.N1	20-JUN-2010 08:26:15	Tw_i_and_stray	46.500	38	20Eps Sgr	1.8360	11000.	93	43419	No
107	GOM_NL__2PRFIN20100620_082742_000000602090_00279_43419_5528.N1	20-JUN-2010 08:27:42	Tw_i_and_stray	60.000	116	19Del Sgr	2.7000	4100.0	120	43419	No
108	GOM_NL__2PRFIN20100620_083249_000000392090_00279_43419_5529.N1	20-JUN-2010 08:32:49	Bright	38.500	86	35Eta Oph	2.4300	10200.	77	43419	No
109	GOM_NL__2PRFIN20100620_083903_000000422090_00279_43419_5530.N1	20-JUN-2010 08:39:03	Bright	42.000	126	60Bet Oph	2.7700	4250.0	84	43419	No
110	GOM_NL__2PRFIN20100620_084130_000000432090_00279_43419_5531.N1	20-JUN-2010 08:41:30	Bright	43.000	59	55Alp Oph	2.0800	8900.0	86	43419	No
111	GOM_NL__2PRFIN20100620_084341_000000352090_00279_43419_5532.N1	20-JUN-2010 08:43:41	Bright	35.000	127	27Bet Her	2.7810	4700.0	70	43419	No
112	GOM_NL__2PRFIN20100620_084638_000000392090_00279_43419_5533.N1	20-JUN-2010 08:46:38	Bright	39.000	133	40Zet Her	2.8070	6000.0	78	43419	No
113	GOM_NL__2PRFIN20100620_085314_000000412090_00279_43419_5534.N1	20-JUN-2010 08:53:14	Bright	40.500	130	23Bet Dra	2.7990	5800.0	81	43419	No
114	GOM_NL__2PRFIN20100620_085503_000000382090_00279_43419_5535.N1	20-JUN-2010 08:55:03	Bright	37.500	119	14Eta Dra	2.7270	4700.0	75	43419	No
115	GOM_NL__2PRFIN20100620_090318_000000492090_00279_43419_5536.N1	20-JUN-2010 09:03:18	Bright	49.000	89	5Alp Cep	2.4510	8000.0	98	43419	No
116	GOM_NL__2PRFIN20100620_091003_000000572090_00279_43419_5537.N1	20-JUN-2010 09:10:03	Bright	57.000	74	11Bet Cas	2.2680	6600.0	114	43419	No
117	GOM_NL__2PRFIN20100620_091131_000000432090_00279_43419_5538.N1	20-JUN-2010 09:11:31	Bright	43.000	68	18Alp Cas	2.2250	4500.0	86	43419	No
118	GOM_NL__2PRFIN20100620_091332_000000362090_00279_43419_5539.N1	20-JUN-2010 09:13:32	Bright	36.000	160	23Gam Per	2.9300	4700.0	72	43419	No
119	GOM_NL__2PRFIN20100620_091658_000000452090_00279_43419_5540.N1	20-JUN-2010 09:16:58	Bright	44.500	73	57Gam1And	2.2600	13100.	89	43419	No
120	GOM_NL__2PRFIN20100620_091922_000000682090_00279_43419_5541.N1	20-JUN-2010 09:19:22	Tw_i_and_stray	68.000	53	43Bet And	2.0480	3300.0	136	43419	No
121	GOM_NL__2PRFIN20100620_092302_000000472090_00279_43419_5542.N1	20-JUN-2010 09:23:02	Twilight	47.000	50	13Alp Ari	2.0070	4250.0	94	43419	No
122	GOM_NL__2PRFIN20100620_093940_000000582090_00279_43419_5543.N1	20-JUN-2010 09:39:40	Dark	58.000	52	16Bet Cet	2.0370	4500.0	116	43419	No
123	GOM_NL__2PRFIN20100620_094535_000000452090_00279_43419_5544.N1	20-JUN-2010 09:45:35	Dark	45.000	84	Alp Phe	2.3970	4500.0	90	43419	No
124	GOM_NL__2PRFIN20100620_095157_000000622090_00280_43420_5532.N1	20-JUN-2010 09:51:57	Dark	62.000	63	Bet Gru	2.1500	2800.0	124	43420	No
125	GOM_NL__2PRFIN20100620_095400_000000522090_00280_43420_5533.N1	20-JUN-2010 09:54:00	Straylight	52.000	31	Alp Gru	1.7340	15200.	104	43420	No
126	GOM_NL__2PRFIN20100620_095726_000000452090_00280_43420_5534.N1	20-JUN-2010 09:57:26	Straylight	44.500	45	Alp Pav	1.9400	26000.	89	43420	No
127	GOM_NL__2PRFIN20100620_100651_000000482090_00280_43420_5535.N1	20-JUN-2010 10:06:51	Tw_i_and_stray	47.500	38	20Eps Sgr	1.8360	11000.	95	43420	No
128	GOM_NL__2PRFIN20100620_100818_000000502090_00280_43420_5536.N1	20-JUN-2010 10:08:18	Tw_i_and_stray	49.500	116	19Del Sgr	2.7000	4100.0	99	43420	No
129	GOM_NL__2PRFIN20100620_101325_000000392090_00280_43420_5537.N1	20-JUN-2010 10:13:25	Bright	39.000	86	35Eta Oph	2.4300	10200.	78	43420	No
130	GOM_NL__2PRFIN20100620_101938_000000412090_00280_43420_5538.N1	20-JUN-2010 10:19:38	Bright	40.500	126	60Bet Oph	2.7700	4250.0	81	43420	No
131	GOM_NL__2PRFIN20100620_102205_000000402090_00280_43420_5539.N1	20-JUN-2010 10:22:05	Bright	40.000	59	55Alp Oph	2.0800	8900.0	80	43420	No
132	GOM_NL__2PRFIN20100620_102417_000000372090_00280_43420_5540.N1	20-JUN-2010 10:24:17	Bright	36.500	127	27Bet Her	2.7810	4700.0	73	43420	No
133	GOM_NL__2PRFIN20100620_102714_000000362090_00280_43420_5541.N1	20-JUN-2010 10:27:14	Bright	36.000	133	40Zet Her	2.8070	6000.0	72	43420	No
134	GOM_NL__2PRFIN20100620_103349_000000422090_00280_43420_5542.N1	20-JUN-2010 10:33:49	Bright	41.500	130	23Bet Dra	2.7990	5800.0	83	43420	No
135	GOM_NL__2PRFIN20100620_103538_000000372090_00280_43420_5543.N1	20-JUN-2010 10:35:38	Bright	36.500	119	14Eta Dra	2.7270	4700.0	73	43420	No
136	GOM_NL__2PRFIN20100620_104353_000000482090_00280_43420_5544.N1	20-JUN-2010 10:43:53	Bright	48.000	89	5Alp Cep	2.4510	8000.0	96	43420	No
137	GOM_NL__2PRFIN20100620_105039_000000452090_00280_43420_5545.N1	20-JUN-2010 10:50:39	Bright	44.500	74	11Bet Cas	2.2680	6600.0	89	43420	No
138	GOM_NL__2PRFIN20100620_105207_000000432090_00280_43420_5546.N1	20-JUN-2010 10:52:07	Bright	42.500	68	18Alp Cas	2.2250	4500.0	85	43420	No
139	GOM_NL__2PRFIN20100620_105407_000000532090_00280_43420_5547.N1	20-JUN-2010 10:54:07	Bright	53.000	160	23Gam Per	2.9300	4700.0	106	43420	No
140	GOM_NL__2PRFIN20100620_105734_000000562090_00280_43420_5548.N1	20-JUN-2010 10:57:34	Bright	56.000	73	57Gam1And	2.2600	13100.	112	43420	No
141	GOM_NL__2PRFIN20100620_105958_000000702090_00280_43420_5549.N1	20-JUN-2010 10:59:58	Tw_i_and_stray	70.000	53	43Bet And	2.0480	3300.0	140	43420	No
142	GOM_NL__2PRFIN20100620_110338_000000502090_00280_43420_5550.N1	20-JUN-2010 11:03:38	Twilight	49.500	50	13Alp Ari	2.0070	4250.0	99	43420	No
143	GOM_NL__2PRFIN20100620_112017_000000592090_00280_43420_5551.N1	20-JUN-2010 11:20:17	Dark	58.500	52	16Bet Cet	2.0370	4500.0	117	43420	No
144	GOM_NL__2PRFIN20100620_112611_000000552090_00280_43420_5552.N1	20-JUN-2010 11:26:11	Dark	54.500	84	Alp Phe	2.3970	4500.0	109	43420	No
145	GOM_NL__2PRFIN20100620_113234_000000652090_00281_43421_5540.N1	20-JUN-2010 11:32:34	Dark	65.000	63	Bet Gru	2.1500	2800.0	130	43421	No
146	GOM_NL__2PRFIN20100620_113437_000000562090_00281_43421_5541.N1	20-JUN-2010 11:34:37	Straylight	55.500	31	Alp Gru	1.7340	15200.	111	43421	No
147	GOM_NL__2PRFIN20100620_113803_000000422090_00281_43421_5542.N1	20-JUN-2010 11:38:03	Straylight	42.000	45	Alp Pav	1.9400	26000.	84	43421	No
148	GOM_NL__2PRFIN20100620_114727_000000472090_00281_43421_5543.N1	20-JUN-2010 11:47:27	Tw_i_and_stray	46.500	38	20Eps Sgr	1.8360	11000.	93	43421	No
149	GOM_NL__2PRFIN20100620_114854_000000502090_00281_43421_5544.N1	20-JUN-2010 11:48:54	Tw_i_and_stray	50.000	116	19Del Sgr	2.7000	4100.0	100	43421	No
150	GOM_NL__2PRFIN20100620_115401_000000382090_00281_43421_5545.N1	20-JUN-2010 11:54:01	Bright	37.500	86	35Eta Oph	2.4300	10200.	75	43421	No
151	GOM_NL__2PRFIN20100620_120014_000000412090_00281_43421_5546.N1	20-JUN-2010 12:00:14	Bright	40.500	126	60Bet Oph	2.7700	4250.0	81	43421	No
152	GOM_NL__2PRFIN20100620_120241_000000402090_00281_43421_5547.N1	20-JUN-2010 12:02:41	Bright	39.500	59	55Alp Oph	2.0800	8900.0	79	43421	No
153	GOM_NL__2PRFIN20100620_120453_000000362090_00281_43421_5548.N1	20-JUN-2010 12:04:53	Bright	35.500	127	27Bet Her	2.7810	4700.0	71	43421	No
154	GOM_NL__2PRFIN20100620_120749_000000362090_00281_43421_5549.N1	20-JUN-2010 12:07:49	Bright	36.000	133	40Zet Her	2.8070	6000.0	72	43421	No
155	GOM_NL__2PRFIN20100620_121424_000000432090_00281_43421_5550.N1	20-JUN-2010 12:14:24	Bright	42.500	130	23Bet Dra	2.7990	5800.0	85	43421	No
156	GOM_NL__2PRFIN20100620_121614_000000382090_00281_43421_5551.N1	20-JUN-2010 12:16:14	Bright	37.500	119	14Eta Dra	2.7270	4700.0	75	43421	No
157	GOM_NL__2PRFIN20100620_122428_000000492090_00281_43421_5552.N1	20-JUN-2010 12:24:28	Bright	49.000	89	5Alp Cep	2.4510	8000.0	98	43421	No
158	GOM_NL__2PRFIN20100620_123114_000000462090_00281_43421_5553.N1	20-JUN-2010 12:31:14	Bright	45.500	74	11Bet Cas	2.2680	6600.0	91	43421	No
159	GOM_NL__2PRFIN20100620_123242_000000472090_00281_43421_5554.N1	20-JUN-2010 12:32:42	Bright	46.500	68	18Alp Cas	2.2250	4500.0	93	43421	No
160	GOM_NL__2PRFIN20100620_123444_000000472090_00281_43421_5555.N1	20-JUN-2010 12:34:44	Bright	47.000	160	23Gam Per	2.9300	4700.0	94	43421	No

161	GOM_NL__2PRFIN20100620_123810_000000482090_00281_43421_5556.N1	20-JUN-2010 12:38:10	Bright	47.500	73	57Gam1And	2.2600	13100.	95	43421	No
162	GOM_NL__2PRFIN20100620_124034_000000602090_00281_43421_5557.N1	20-JUN-2010 12:40:34	Twilight	60.000	53	43Bet And	2.0480	3300.0	120	43421	No
163	GOM_NL__2PRFIN20100620_124415_000000512090_00281_43421_5558.N1	20-JUN-2010 12:44:15	Twilight	50.500	50	13Alp Ari	2.0070	4250.0	101	43421	No
164	GOM_NL__2PRFIN20100620_130054_000000592090_00281_43421_5559.N1	20-JUN-2010 13:00:54	Dark	59.000	52	16Bet Cet	2.0370	4500.0	118	43421	No
165	GOM_NL__2PRFIN20100620_130648_000000472090_00281_43421_5560.N1	20-JUN-2010 13:06:48	Dark	46.500	84	Alp Phe	2.3970	4500.0	93	43421	No
166	GOM_NL__2PRFIN20100620_131311_000000512090_00282_43422_5548.N1	20-JUN-2010 13:13:11	Dark	51.000	63	Bet Gru	2.1500	2800.0	102	43422	No
167	GOM_NL__2PRFIN20100620_131514_000000492090_00282_43422_5549.N1	20-JUN-2010 13:15:14	Straylight	49.000	31	Alp Gru	1.7340	15200.	98	43422	No
168	GOM_NL__2PRFIN20100620_131839_000000432090_00282_43422_5550.N1	20-JUN-2010 13:18:39	Straylight	42.500	45	Alp Pav	1.9400	26000.	85	43422	No
169	GOM_NL__2PRFIN20100620_132803_000000452090_00282_43422_5551.N1	20-JUN-2010 13:28:03	Twilight	44.500	38	20Eps Sgr	1.8360	11000.	89	43422	No
170	GOM_NL__2PRFIN20100620_132931_000000482090_00282_43422_5552.N1	20-JUN-2010 13:29:31	Twilight	48.000	116	19Del Sgr	2.7000	4100.0	96	43422	No
171	GOM_NL__2PRFIN20100620_133048_000000482090_00282_43422_5553.N1	20-JUN-2010 13:30:48	Bright	47.500	137	22Lam Sgr	2.8240	4400.0	95	43422	No
172	GOM_NL__2PRFIN20100620_133437_000000392090_00282_43422_5554.N1	20-JUN-2010 13:34:37	Bright	38.500	86	35Eta Oph	2.4300	10200.	77	43422	No
173	GOM_NL__2PRFIN20100620_134050_000000422090_00282_43422_5555.N1	20-JUN-2010 13:40:50	Bright	41.500	126	60Bet Oph	2.7700	4250.0	83	43422	No
174	GOM_NL__2PRFIN20100620_134317_000000592090_00282_43422_5556.N1	20-JUN-2010 13:43:17	Bright	59.000	59	55Alp Oph	2.0800	8900.0	118	43422	No
175	GOM_NL__2PRFIN20100620_134529_000000382090_00282_43422_5557.N1	20-JUN-2010 13:45:29	Bright	38.000	127	27Bet Her	2.7810	4700.0	76	43422	No
176	GOM_NL__2PRFIN20100620_134825_000000392090_00282_43422_5558.N1	20-JUN-2010 13:48:25	Bright	38.500	133	40Zet Her	2.8070	6000.0	77	43422	No
177	GOM_NL__2PRFIN20100620_135500_000000432090_00282_43422_5559.N1	20-JUN-2010 13:55:00	Bright	42.500	130	23Bet Dra	2.7990	5800.0	85	43422	No
178	GOM_NL__2PRFIN20100620_135650_000000372090_00282_43422_5560.N1	20-JUN-2010 13:56:50	Bright	37.000	119	14Eta Dra	2.7270	4700.0	74	43422	No
179	GOM_NL__2PRFIN20100620_141150_000000472090_00282_43422_5561.N1	20-JUN-2010 14:11:50	Bright	46.500	74	11Bet Cas	2.2680	6600.0	93	43422	No
180	GOM_NL__2PRFIN20100620_141318_000000442090_00282_43422_5562.N1	20-JUN-2010 14:13:18	Bright	44.000	68	18Alp Cas	2.2250	4500.0	88	43422	No
181	GOM_NL__2PRFIN20100620_141519_000000392090_00282_43422_5563.N1	20-JUN-2010 14:15:19	Bright	38.500	160	23Gam Per	2.9300	4700.0	77	43422	No
182	GOM_NL__2PRFIN20100620_141846_000000422090_00282_43422_5564.N1	20-JUN-2010 14:18:46	Bright	42.000	73	57Gam1And	2.2600	13100.	84	43422	No
183	GOM_NL__2PRFIN20100620_142110_000000592090_00282_43422_5565.N1	20-JUN-2010 14:21:10	Twilight	59.000	53	43Bet And	2.0480	3300.0	118	43422	No
184	GOM_NL__2PRFIN20100620_142451_000000492090_00282_43422_5566.N1	20-JUN-2010 14:24:51	Twilight	48.500	50	13Alp Ari	2.0070	4250.0	97	43422	No
185	GOM_NL__2PRFIN20100620_144131_000000632090_00282_43422_5567.N1	20-JUN-2010 14:41:31	Dark	63.000	52	16Bet Cet	2.0370	4500.0	126	43422	No
186	GOM_NL__2PRFIN20100620_144724_000000512090_00282_43422_5568.N1	20-JUN-2010 14:47:24	Dark	51.000	84	Alp Phe	2.3970	4500.0	102	43422	No
187	GOM_NL__2PRFIN20100620_145348_000000492090_00283_43423_5576.N1	20-JUN-2010 14:53:48	Dark	49.000	63	Bet Gru	2.1500	2800.0	98	43423	No
188	GOM_NL__2PRFIN20100620_145551_000000502090_00283_43423_5577.N1	20-JUN-2010 14:55:51	Straylight	50.000	31	Alp Gru	1.7340	15200.	100	43423	No
189	GOM_NL__2PRFIN20100620_145916_000000412090_00283_43423_5578.N1	20-JUN-2010 14:59:16	Straylight	41.000	45	Alp Pav	1.9400	26000.	82	43423	No
190	GOM_NL__2PRFIN20100620_150840_000000472090_00283_43423_5579.N1	20-JUN-2010 15:08:40	Twilight	47.000	38	20Eps Sgr	1.8360	11000.	94	43423	No
191	GOM_NL__2PRFIN20100620_151006_000000572090_00283_43423_5580.N1	20-JUN-2010 15:10:06	Twilight	57.000	116	19Del Sgr	2.7000	4100.0	114	43423	No
192	GOM_NL__2PRFIN20100620_151124_000000462090_00283_43423_5581.N1	20-JUN-2010 15:11:24	Bright	45.500	137	22Lam Sgr	2.8240	4400.0	91	43423	No
193	GOM_NL__2PRFIN20100620_151513_000000392090_00283_43423_5582.N1	20-JUN-2010 15:15:13	Bright	39.000	86	35Eta Oph	2.4300	10200.	78	43423	No
194	GOM_NL__2PRFIN20100620_152126_000000422090_00283_43423_5583.N1	20-JUN-2010 15:21:26	Bright	41.500	126	60Bet Oph	2.7700	4250.0	83	43423	No
195	GOM_NL__2PRFIN20100620_152352_000000422090_00283_43423_5584.N1	20-JUN-2010 15:23:52	Bright	41.500	59	55Alp Oph	2.0800	8900.0	83	43423	No
196	GOM_NL__2PRFIN20100620_152608_000000332090_00283_43423_5585.N1	20-JUN-2010 15:26:08	Bright	32.500	127	27Bet Her	2.7810	4700.0	65	43423	No
197	GOM_NL__2PRFIN20100620_152901_000000392090_00283_43423_5586.N1	20-JUN-2010 15:29:01	Bright	39.000	133	40Zet Her	2.8070	6000.0	78	43423	No
198	GOM_NL__2PRFIN20100620_153536_000000422090_00283_43423_5587.N1	20-JUN-2010 15:35:36	Bright	42.000	130	23Bet Dra	2.7990	5800.0	84	43423	No
199	GOM_NL__2PRFIN20100620_153726_000000382090_00283_43423_5588.N1	20-JUN-2010 15:37:26	Bright	38.000	119	14Eta Dra	2.7270	4700.0	76	43423	No
200	GOM_NL__2PRFIN20100620_154539_000000492090_00283_43423_5589.N1	20-JUN-2010 15:45:39	Bright	48.500	89	5Alp Cep	2.4510	8000.0	97	43423	No
201	GOM_NL__2PRFIN20100620_155225_000000662090_00283_43423_5590.N1	20-JUN-2010 15:52:25	Bright	66.000	74	11Bet Cas	2.2680	6600.0	132	43423	No
202	GOM_NL__2PRFIN20100620_155354_000000462090_00283_43423_5591.N1	20-JUN-2010 15:53:54	Bright	46.000	68	18Alp Cas	2.2250	4500.0	92	43423	No
203	GOM_NL__2PRFIN20100620_155556_000000362090_00283_43423_5592.N1	20-JUN-2010 15:55:56	Bright	36.000	160	23Gam Per	2.9300	4700.0	72	43423	No
204	GOM_NL__2PRFIN20100620_155922_000000432090_00283_43423_5593.N1	20-JUN-2010 15:59:22	Bright	42.500	73	57Gam1And	2.2600	13100.	85	43423	No
205	GOM_NL__2PRFIN20100620_160146_000000632090_00283_43423_5594.N1	20-JUN-2010 16:01:46	Twilight	63.000	53	43Bet And	2.0480	3300.0	126	43423	No
206	GOM_NL__2PRFIN20100620_160527_000000502090_00283_43423_5595.N1	20-JUN-2010 16:05:27	Twilight	49.500	50	13Alp Ari	2.0070	4250.0	99	43423	No
207	GOM_NL__2PRFIN20100620_162208_000000602090_00283_43423_5596.N1	20-JUN-2010 16:22:08	Dark	59.500	52	16Bet Cet	2.0370	4500.0	119	43423	No
208	GOM_NL__2PRFIN20100620_162801_000000552090_00283_43423_5597.N1	20-JUN-2010 16:28:01	Dark	55.000	84	Alp Phe	2.3970	4500.0	110	43423	No
209	GOM_NL__2PRFIN20100620_163425_000000492090_00284_43424_5584.N1	20-JUN-2010 16:34:25	Dark	49.000	63	Bet Gru	2.1500	2800.0	98	43424	No
210	GOM_NL__2PRFIN20100620_163628_000000502090_00284_43424_5585.N1	20-JUN-2010 16:36:28	Straylight	49.500	31	Alp Gru	1.7340	15200.	99	43424	No
211	GOM_NL__2PRFIN20100620_163952_000000412090_00284_43424_5586.N1	20-JUN-2010 16:39:52	Straylight	41.000	45	Alp Pav	1.9400	26000.	82	43424	No
212	GOM_NL__2PRFIN20100620_164916_000000432090_00284_43424_5587.N1	20-JUN-2010 16:49:16	Twilight	43.000	38	20Eps Sgr	1.8360	11000.	86	43424	No
213	GOM_NL__2PRFIN20100620_165043_000000482090_00284_43424_5588.N1	20-JUN-2010 16:50:43	Twilight	48.000	116	19Del Sgr	2.7000	4100.0	96	43424	No
214	GOM_NL__2PRFIN20100620_165200_000000462090_00284_43424_5589.N1	20-JUN-2010 16:52:00	Bright	45.500	137	22Lam Sgr	2.8240	4400.0	91	43424	No
215	GOM_NL__2PRFIN20100620_165549_000000392090_00284_43424_5590.N1	20-JUN-2010 16:55:49	Bright	38.500	86	35Eta Oph	2.4300	10200.	77	43424	No
216	GOM_NL__2PRFIN20100620_170201_000000422090_00284_43424_5591.N1	20-JUN-2010 17:02:01	Bright	41.500	126	60Bet Oph	2.7700	4250.0	83	43424	No
217	GOM_NL__2PRFIN20100620_170428_000000432090_00284_43424_5592.N1	20-JUN-2010 17:04:28	Bright	43.000	59	55Alp Oph	2.0800	8900.0	86	43424	No
218	GOM_NL__2PRFIN20100620_170937_000000372090_00284_43424_5593.N1	20-JUN-2010 17:09:37	Bright	36.500	133	40Zet Her	2.8070	6000.0	73	43424	No
219	GOM_NL__2PRFIN20100620_171612_000000412090_00284_43424_5594.N1	20-JUN-2010 17:16:12	Bright	40.500	130	23Bet Dra	2.7990	5800.0	81	43424	No

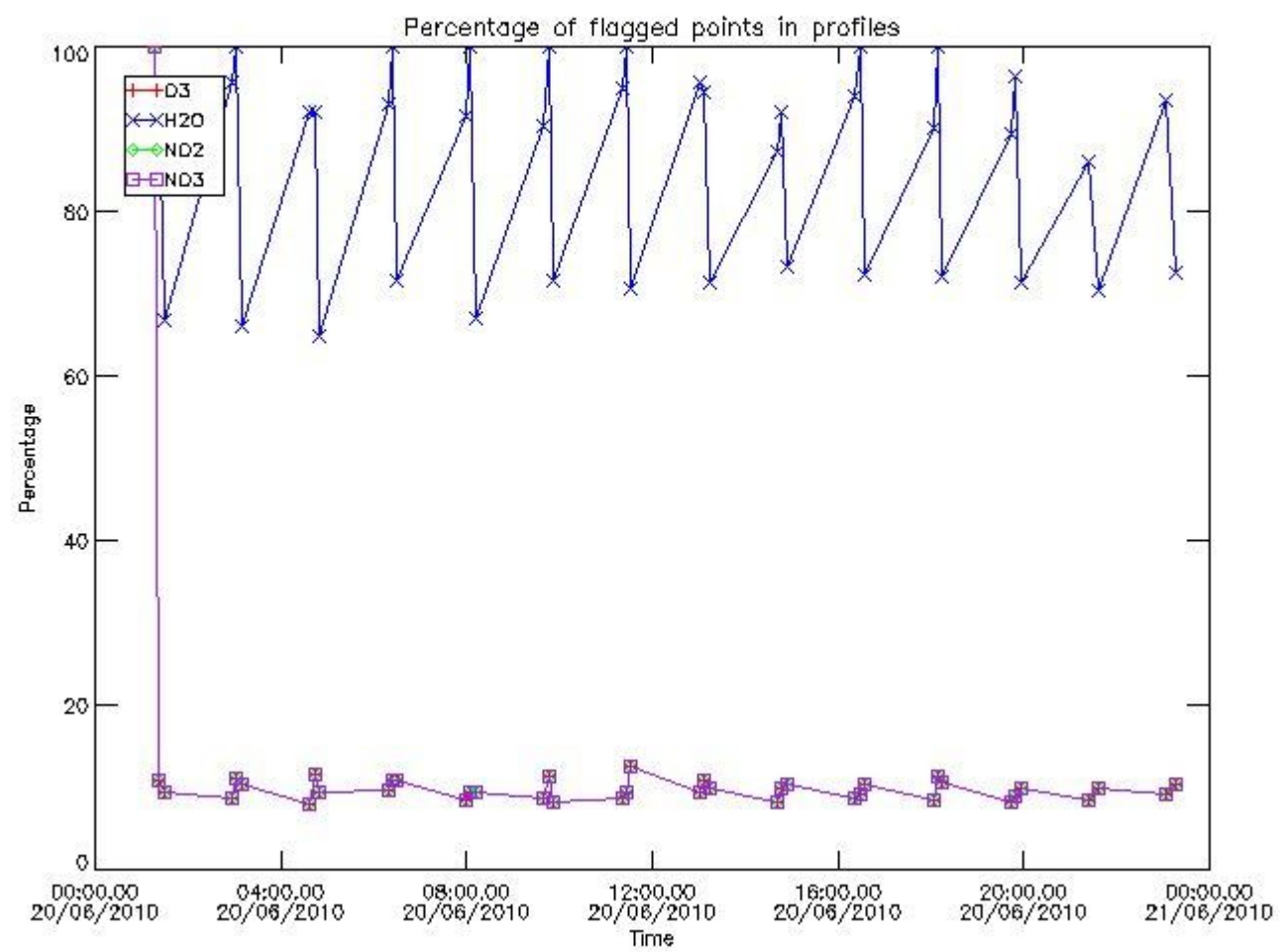
220	GOM_NL__2PRFIN20100620_171802_000000382090_00284_43424_5595.N1	20-JUN-2010 17:18:02	Bright	37.500	119	14Eta Dra	2.7270	4700.0	75	43424	No
221	GOM_NL__2PRFIN20100620_172614_000000492090_00284_43424_5596.N1	20-JUN-2010 17:26:14	Bright	48.500	89	5Alp Cep	2.4510	8000.0	97	43424	No
222	GOM_NL__2PRFIN20100620_173301_000000662090_00284_43424_5597.N1	20-JUN-2010 17:33:01	Bright	66.000	74	11Bet Cas	2.2680	6600.0	132	43424	No
223	GOM_NL__2PRFIN20100620_173429_000000462090_00284_43424_5598.N1	20-JUN-2010 17:34:29	Bright	45.500	68	18Alp Cas	2.2250	4500.0	91	43424	No
224	GOM_NL__2PRFIN20100620_173631_000000342090_00284_43424_5599.N1	20-JUN-2010 17:36:31	Bright	34.000	160	23Gam Per	2.9300	4700.0	68	43424	No
225	GOM_NL__2PRFIN20100620_173958_000000422090_00284_43424_5600.N1	20-JUN-2010 17:39:58	Bright	42.000	73	57Gam1And	2.2600	13100.	84	43424	No
226	GOM_NL__2PRFIN20100620_174222_000000572090_00284_43424_5601.N1	20-JUN-2010 17:42:22	Twilight	56.500	53	43Bet And	2.0480	3300.0	113	43424	No
227	GOM_NL__2PRFIN20100620_174603_000000492090_00284_43424_5602.N1	20-JUN-2010 17:46:03	Twilight	48.500	50	13Alp Ari	2.0070	4250.0	97	43424	No
228	GOM_NL__2PRFIN20100620_180246_000000612090_00284_43424_5603.N1	20-JUN-2010 18:02:46	Dark	61.000	52	16Bet Cet	2.0370	4500.0	122	43424	No
229	GOM_NL__2PRFIN20100620_180838_000000452090_00284_43424_5604.N1	20-JUN-2010 18:08:38	Dark	45.000	84	Alp Phe	2.3970	4500.0	90	43424	No
230	GOM_NL__2PRFIN20100620_181502_000000582090_00285_43425_5592.N1	20-JUN-2010 18:15:02	Dark	57.500	63	Bet Gru	2.1500	2800.0	115	43425	No
231	GOM_NL__2PRFIN20100620_181705_000000492090_00285_43425_5593.N1	20-JUN-2010 18:17:05	Straylight	49.000	31	Alp Gru	1.7340	15200.	98	43425	No
232	GOM_NL__2PRFIN20100620_182029_000000422090_00285_43425_5594.N1	20-JUN-2010 18:20:29	Straylight	41.500	45	Alp Pav	1.9400	26000.	83	43425	No
233	GOM_NL__2PRFIN20100620_182952_000000432090_00285_43425_5595.N1	20-JUN-2010 18:29:52	Twilight	43.000	38	20Eps Sgr	1.8360	11000.	86	43425	No
234	GOM_NL__2PRFIN20100620_183119_000000542090_00285_43425_5596.N1	20-JUN-2010 18:31:19	Twilight	54.000	116	19Del Sgr	2.7000	4100.0	108	43425	No
235	GOM_NL__2PRFIN20100620_183236_000000452090_00285_43425_5597.N1	20-JUN-2010 18:32:36	Bright	45.000	137	22Lam Sgr	2.8240	4400.0	90	43425	No
236	GOM_NL__2PRFIN20100620_183625_000000392090_00285_43425_5598.N1	20-JUN-2010 18:36:25	Bright	39.000	86	35Eta Oph	2.4300	10200.	78	43425	No
237	GOM_NL__2PRFIN20100620_184237_000000412090_00285_43425_5599.N1	20-JUN-2010 18:42:37	Bright	40.500	126	60Bet Oph	2.7700	4250.0	81	43425	No
238	GOM_NL__2PRFIN20100620_184504_000000422090_00285_43425_5600.N1	20-JUN-2010 18:45:04	Bright	41.500	59	55Alp Oph	2.0800	8900.0	83	43425	No
239	GOM_NL__2PRFIN20100620_185013_000000402090_00285_43425_5601.N1	20-JUN-2010 18:50:13	Bright	40.000	133	40Zet Her	2.8070	6000.0	80	43425	No
240	GOM_NL__2PRFIN20100620_185647_000000412090_00285_43425_5602.N1	20-JUN-2010 18:56:47	Bright	41.000	130	23Bet Dra	2.7990	5800.0	82	43425	No
241	GOM_NL__2PRFIN20100620_185838_000000382090_00285_43425_5603.N1	20-JUN-2010 18:58:38	Bright	38.000	119	14Eta Dra	2.7270	4700.0	76	43425	No
242	GOM_NL__2PRFIN20100620_190649_000000482090_00285_43425_5604.N1	20-JUN-2010 19:06:49	Bright	48.000	89	5Alp Cep	2.4510	8000.0	96	43425	No
243	GOM_NL__2PRFIN20100620_191336_000000472090_00285_43425_5605.N1	20-JUN-2010 19:13:36	Bright	46.500	74	11Bet Cas	2.2680	6600.0	93	43425	No
244	GOM_NL__2PRFIN20100620_191505_000000512090_00285_43425_5606.N1	20-JUN-2010 19:15:05	Bright	50.500	68	18Alp Cas	2.2250	4500.0	101	43425	No
245	GOM_NL__2PRFIN20100620_191707_000000532090_00285_43425_5607.N1	20-JUN-2010 19:17:07	Bright	53.000	160	23Gam Per	2.9300	4700.0	106	43425	No
246	GOM_NL__2PRFIN20100620_192033_000000422090_00285_43425_5608.N1	20-JUN-2010 19:20:33	Bright	42.000	73	57Gam1And	2.2600	13100.	84	43425	No
247	GOM_NL__2PRFIN20100620_192258_000000682090_00285_43425_5609.N1	20-JUN-2010 19:22:58	Twilight	67.500	53	43Bet And	2.0480	3300.0	135	43425	No
248	GOM_NL__2PRFIN20100620_192640_000000582090_00285_43425_5610.N1	20-JUN-2010 19:26:40	Twilight	58.000	50	13Alp Ari	2.0070	4250.0	116	43425	No
249	GOM_NL__2PRFIN20100620_194323_000000622090_00285_43425_5611.N1	20-JUN-2010 19:43:23	Dark	61.500	52	16Bet Cet	2.0370	4500.0	123	43425	No
250	GOM_NL__2PRFIN20100620_194915_000000572090_00285_43425_5612.N1	20-JUN-2010 19:49:15	Dark	56.500	84	Alp Phe	2.3970	4500.0	113	43425	No
251	GOM_NL__2PRFIN20100620_195539_000000512090_00286_43426_5600.N1	20-JUN-2010 19:55:39	Dark	51.000	63	Bet Gru	2.1500	2800.0	102	43426	No
252	GOM_NL__2PRFIN20100620_195742_000000502090_00286_43426_5601.N1	20-JUN-2010 19:57:42	Straylight	50.000	31	Alp Gru	1.7340	15200.	100	43426	No
253	GOM_NL__2PRFIN20100620_200105_000000402090_00286_43426_5602.N1	20-JUN-2010 20:01:05	Straylight	40.000	45	Alp Pav	1.9400	26000.	80	43426	No
254	GOM_NL__2PRFIN20100620_201029_000000462090_00286_43426_5603.N1	20-JUN-2010 20:10:29	Twilight	45.500	38	20Eps Sgr	1.8360	11000.	91	43426	No
255	GOM_NL__2PRFIN20100620_201155_000000502090_00286_43426_5604.N1	20-JUN-2010 20:11:55	Twilight	50.000	116	19Del Sgr	2.7000	4100.0	100	43426	No
256	GOM_NL__2PRFIN20100620_201312_000000472090_00286_43426_5605.N1	20-JUN-2010 20:13:12	Bright	47.000	137	22Lam Sgr	2.8240	4400.0	94	43426	No
257	GOM_NL__2PRFIN20100620_201701_000000392090_00286_43426_5606.N1	20-JUN-2010 20:17:01	Bright	39.000	86	35Eta Oph	2.4300	10200.	78	43426	No
258	GOM_NL__2PRFIN20100620_202313_000000402090_00286_43426_5607.N1	20-JUN-2010 20:23:13	Bright	40.000	126	60Bet Oph	2.7700	4250.0	80	43426	No
259	GOM_NL__2PRFIN20100620_202540_000000432090_00286_43426_5608.N1	20-JUN-2010 20:25:40	Bright	42.500	59	55Alp Oph	2.0800	8900.0	85	43426	No
260	GOM_NL__2PRFIN20100620_203048_000000392090_00286_43426_5609.N1	20-JUN-2010 20:30:48	Bright	38.500	133	40Zet Her	2.8070	6000.0	77	43426	No
261	GOM_NL__2PRFIN20100620_203723_000000412090_00286_43426_5610.N1	20-JUN-2010 20:37:23	Bright	40.500	130	23Bet Dra	2.7990	5800.0	81	43426	No
262	GOM_NL__2PRFIN20100620_203914_000000392090_00286_43426_5611.N1	20-JUN-2010 20:39:14	Bright	38.500	119	14Eta Dra	2.7270	4700.0	77	43426	No
263	GOM_NL__2PRFIN20100620_204725_000000442090_00286_43426_5612.N1	20-JUN-2010 20:47:25	Bright	44.000	89	5Alp Cep	2.4510	8000.0	88	43426	No
264	GOM_NL__2PRFIN20100620_205412_000000662090_00286_43426_5613.N1	20-JUN-2010 20:54:12	Bright	66.000	74	11Bet Cas	2.2680	6600.0	132	43426	No
265	GOM_NL__2PRFIN20100620_205541_000000482090_00286_43426_5614.N1	20-JUN-2010 20:55:41	Bright	48.000	68	18Alp Cas	2.2250	4500.0	96	43426	No
266	GOM_NL__2PRFIN20100620_205743_000000532090_00286_43426_5615.N1	20-JUN-2010 20:57:43	Bright	53.000	160	23Gam Per	2.9300	4700.0	106	43426	No
267	GOM_NL__2PRFIN20100620_210110_000000432090_00286_43426_5616.N1	20-JUN-2010 21:01:10	Bright	43.000	73	57Gam1And	2.2600	13100.	86	43426	No
268	GOM_NL__2PRFIN20100620_210334_000000622090_00286_43426_5617.N1	20-JUN-2010 21:03:34	Twilight	62.000	53	43Bet And	2.0480	3300.0	124	43426	No
269	GOM_NL__2PRFIN20100620_210716_000000472090_00286_43426_5618.N1	20-JUN-2010 21:07:16	Twilight	46.500	50	13Alp Ari	2.0070	4250.0	93	43426	No
270	GOM_NL__2PRFIN20100620_212400_000000612090_00286_43426_5619.N1	20-JUN-2010 21:24:00	Dark	61.000	52	16Bet Cet	2.0370	4500.0	122	43426	No
271	GOM_NL__2PRFIN20100620_213616_000000512090_00287_43427_5608.N1	20-JUN-2010 21:36:16	Dark	51.000	63	Bet Gru	2.1500	2800.0	102	43427	No
272	GOM_NL__2PRFIN20100620_213818_000000502090_00287_43427_5609.N1	20-JUN-2010 21:38:18	Straylight	49.500	31	Alp Gru	1.7340	15200.	99	43427	No
273	GOM_NL__2PRFIN20100620_214141_000000432090_00287_43427_5610.N1	20-JUN-2010 21:41:41	Straylight	42.500	45	Alp Pav	1.9400	26000.	85	43427	No
274	GOM_NL__2PRFIN20100620_215105_000000462090_00287_43427_5611.N1	20-JUN-2010 21:51:05	Twilight	45.500	38	20Eps Sgr	1.8360	11000.	91	43427	No
275	GOM_NL__2PRFIN20100620_215232_000000502090_00287_43427_5612.N1	20-JUN-2010 21:52:32	Twilight	50.000	116	19Del Sgr	2.7000	4100.0	100	43427	No
276	GOM_NL__2PRFIN20100620_215348_000000502090_00287_43427_5613.N1	20-JUN-2010 21:53:48	Bright	50.000	137	22Lam Sgr	2.8240	4400.0	100	43427	No
277	GOM_NL__2PRFIN20100620_215737_000000392090_00287_43427_5614.N1	20-JUN-2010 21:57:37	Bright	38.500	86	35Eta Oph	2.4300	10200.	77	43427	No
278	GOM_NL__2PRFIN20100620_220349_000000412090_00287_43427_5615.N1	20-JUN-2010 22:03:49	Bright	40.500	126	60Bet Oph	2.7700	4250.0	81	43427	No

279	GOM_NL__2PRFIN20100620_220615_000000412090_00287_43427_5616.N1	20-JUN-2010 22:06:15	Bright	41.000	59	55Alp Oph	2.0800	8900.0	82	43427	No
280	GOM_NL__2PRFIN20100620_221124_000000372090_00287_43427_5617.N1	20-JUN-2010 22:11:24	Bright	37.000	133	40Zet Her	2.8070	6000.0	74	43427	No
281	GOM_NL__2PRFIN20100620_221758_000000412090_00287_43427_5618.N1	20-JUN-2010 22:17:58	Bright	41.000	130	23Bet Dra	2.7990	5800.0	82	43427	No
282	GOM_NL__2PRFIN20100620_221949_000000392090_00287_43427_5619.N1	20-JUN-2010 22:19:49	Bright	38.500	119	14Eta Dra	2.7270	4700.0	77	43427	No
283	GOM_NL__2PRFIN20100620_222800_000000442090_00287_43427_5620.N1	20-JUN-2010 22:28:00	Bright	44.000	89	5Alp Cep	2.4510	8000.0	88	43427	No
284	GOM_NL__2PRFIN20100620_223447_000000452090_00287_43427_5621.N1	20-JUN-2010 22:34:47	Bright	44.500	74	11Bet Cas	2.2680	6600.0	89	43427	No
285	GOM_NL__2PRFIN20100620_223616_000000482090_00287_43427_5622.N1	20-JUN-2010 22:36:16	Bright	47.500	68	18Alp Cas	2.2250	4500.0	95	43427	No
286	GOM_NL__2PRFIN20100620_223819_000000532090_00287_43427_5623.N1	20-JUN-2010 22:38:19	Bright	53.000	160	23Gam Per	2.9300	4700.0	106	43427	No
287	GOM_NL__2PRFIN20100620_224146_000000592090_00287_43427_5624.N1	20-JUN-2010 22:41:46	Bright	59.000	73	57Gam1And	2.2600	13100.	118	43427	No
288	GOM_NL__2PRFIN20100620_224410_000000622090_00287_43427_5625.N1	20-JUN-2010 22:44:10	Twilight	61.500	53	43Bet And	2.0480	3300.0	123	43427	No
289	GOM_NL__2PRFIN20100620_224752_000000532090_00287_43427_5626.N1	20-JUN-2010 22:47:52	Twilight	52.500	50	13Alp Ari	2.0070	4250.0	105	43427	No
290	GOM_NL__2PRFIN20100620_230437_000000612090_00287_43427_5627.N1	20-JUN-2010 23:04:37	Dark	61.000	52	16Bet Cet	2.0370	4500.0	122	43427	No
291	GOM_NL__2PRFIN20100620_231653_000000502090_00288_43428_5616.N1	20-JUN-2010 23:16:53	Dark	49.500	63	Bet Gru	2.1500	2800.0	99	43428	No
292	GOM_NL__2PRFIN20100620_231855_000000512090_00288_43428_5617.N1	20-JUN-2010 23:18:55	Straylight	50.500	31	Alp Gru	1.7340	15200.	101	43428	No
293	GOM_NL__2PRFIN20100620_232218_000000422090_00288_43428_5618.N1	20-JUN-2010 23:22:18	Straylight	41.500	45	Alp Pav	1.9400	26000.	83	43428	No
294	GOM_NL__2PRFIN20100620_233141_000000442090_00288_43428_5619.N1	20-JUN-2010 23:31:41	Twilight	44.000	38	20Eps Sgr	1.8360	11000.	88	43428	No
295	GOM_NL__2PRFIN20100620_233308_000000472090_00288_43428_5620.N1	20-JUN-2010 23:33:08	Twilight	47.000	116	19Del Sgr	2.7000	4100.0	94	43428	No
296	GOM_NL__2PRFIN20100620_233425_000000482090_00288_43428_5621.N1	20-JUN-2010 23:34:25	Bright	48.000	137	22Lam Sgr	2.8240	4400.0	96	43428	No
297	GOM_NL__2PRFIN20100620_233813_000000392090_00288_43428_5622.N1	20-JUN-2010 23:38:13	Bright	38.500	86	35Eta Oph	2.4300	10200.	77	43428	No
298	GOM_NL__2PRFIN20100620_234425_000000402090_00288_43428_5623.N1	20-JUN-2010 23:44:25	Bright	40.000	126	60Bet Oph	2.7700	4250.0	80	43428	No
299	GOM_NL__2PRFIN20100620_234651_000000432090_00288_43428_5624.N1	20-JUN-2010 23:46:51	Bright	42.500	59	55Alp Oph	2.0800	8900.0	85	43428	No
300	GOM_NL__2PRFIN20100620_235200_000000392090_00288_43428_5625.N1	20-JUN-2010 23:52:00	Bright	39.000	133	40Zet Her	2.8070	6000.0	78	43428	No
301	GOM_NL__2PRFIN20100620_235834_000000382090_00288_43428_5626.N1	20-JUN-2010 23:58:34	Bright	37.500	130	23Bet Dra	2.7990	5800.0	75	43428	No

3. Quality information per product

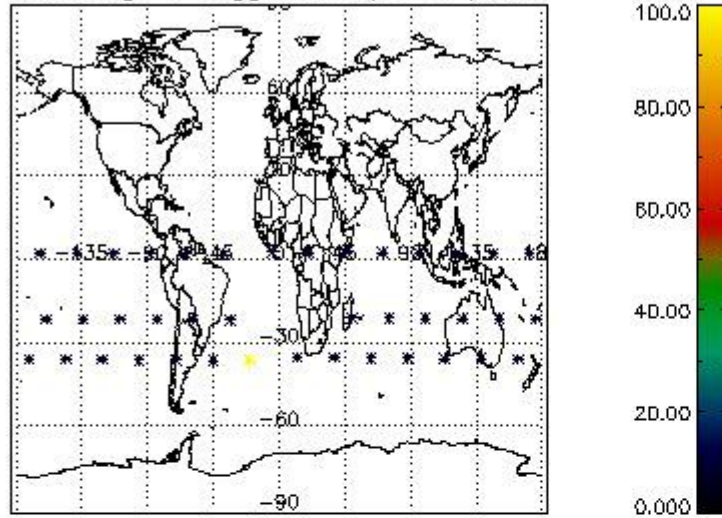
In this section it is plotted some information contained in the Quality Summary data set of the level 2 products. Only products in dark limb conditions and without errors (error flag in the MPH set to "0") are used.

3.1 Plot quality information per product (time dependant)

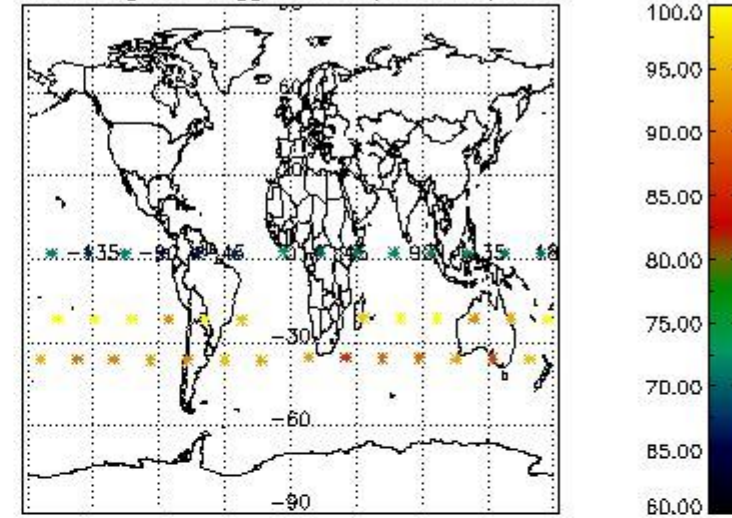


3.2 Plot quality information per product (world map)

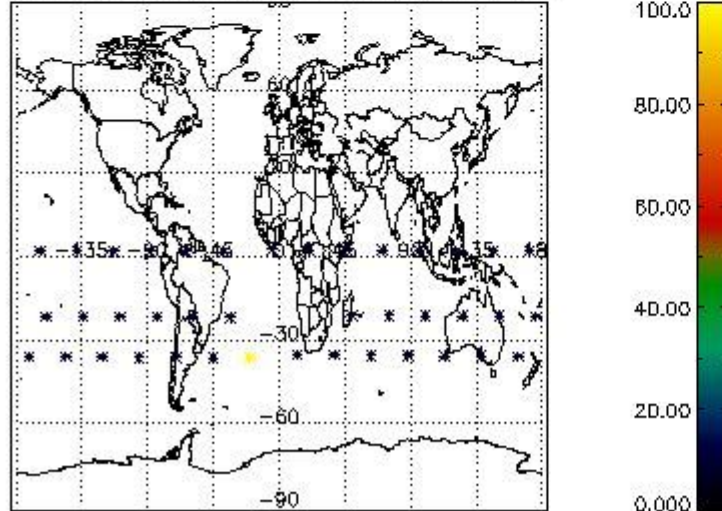
Percentage of flagged data per O3 profile



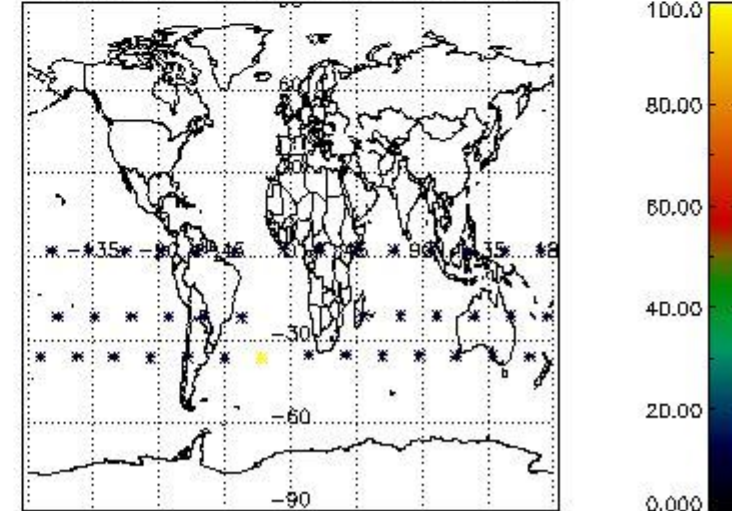
Percentage of flagged data per H2O profile



Percentage of flagged data per NO2 profile



Percentage of flagged data per NO3 profile

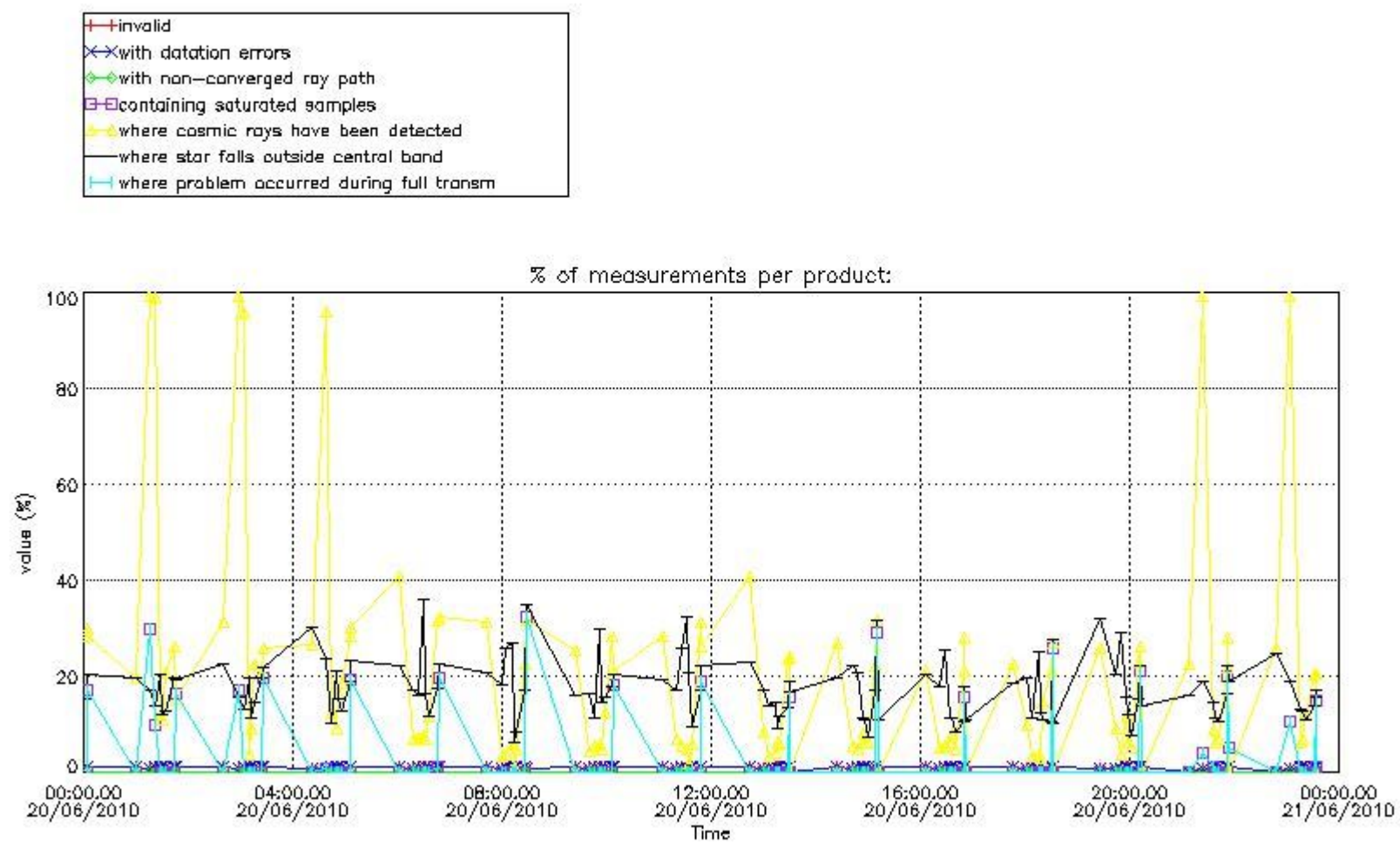


4. Level 1 quality information per product

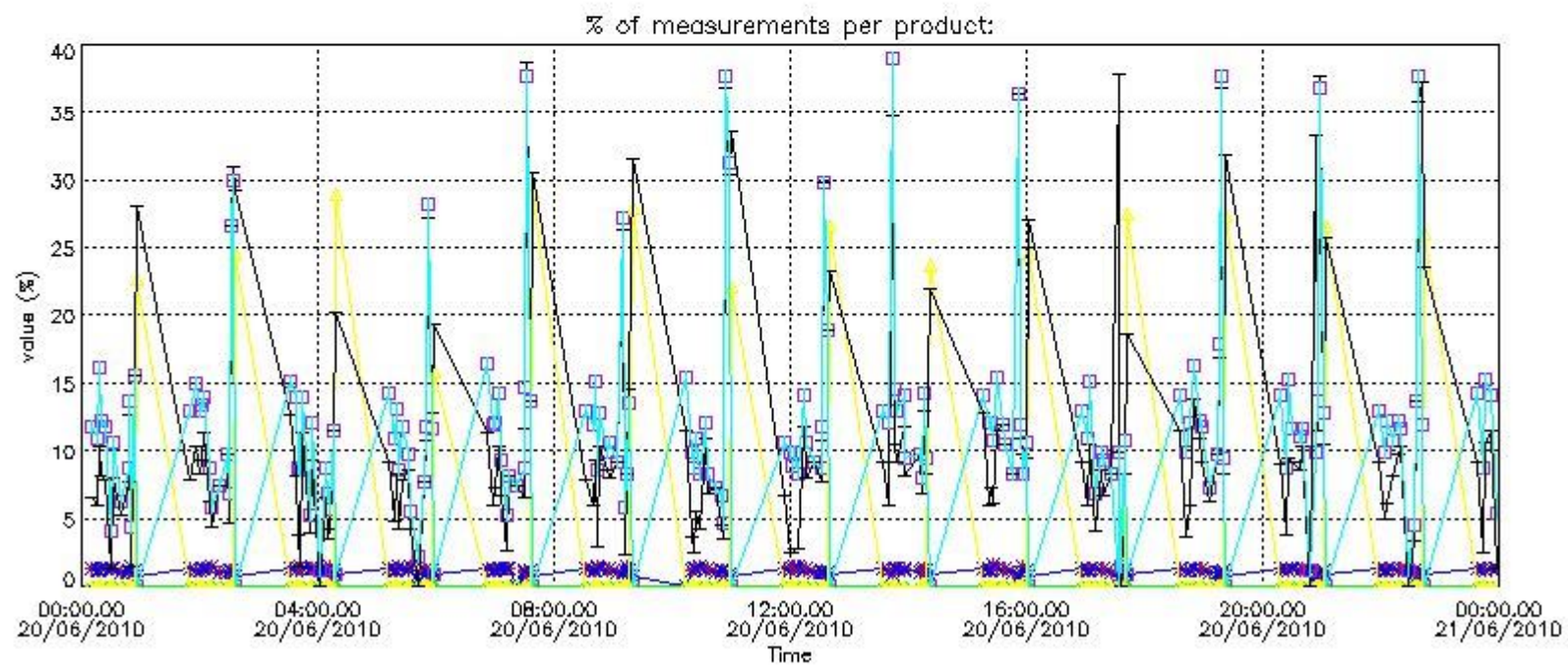
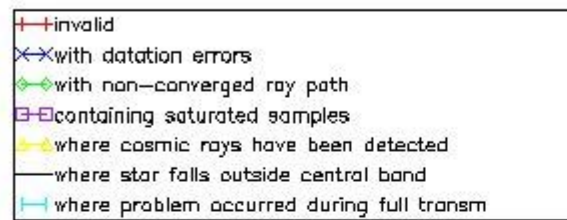
In this section it is plotted some information contained in the Quality Summary data set of the level 2 products that comes from the level 1b processing. Products without errors (error flag in the MPH set to "0") are used.

4.1 Plot quality information per product (time dependant) coming from level 1b processing

4.1.1 Plot level 1 quality information per product (time dependant): ENVISAT ASCENDING passes

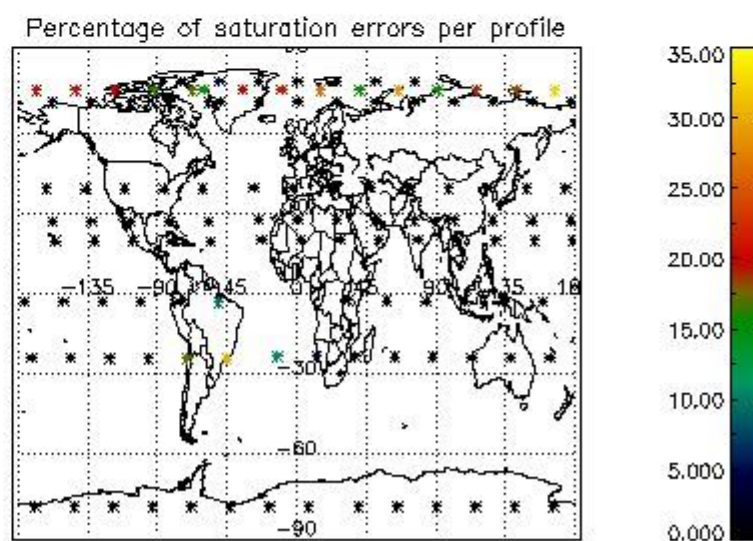
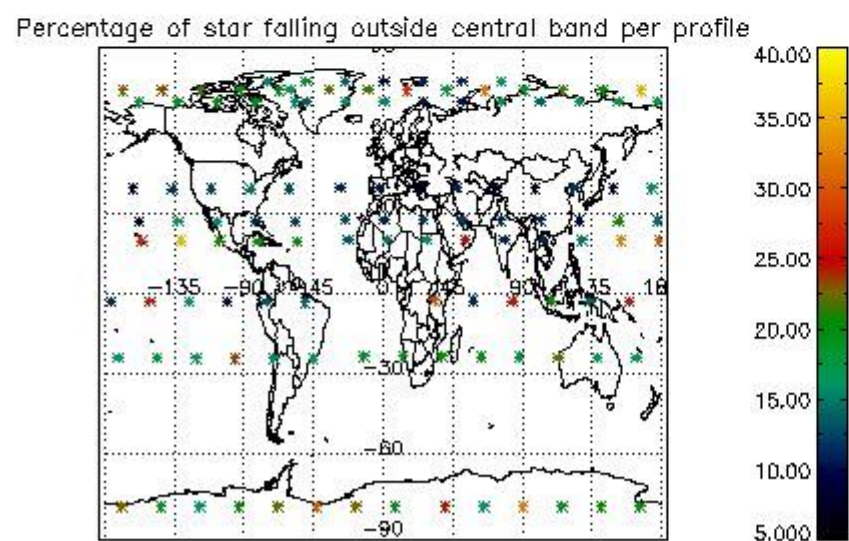
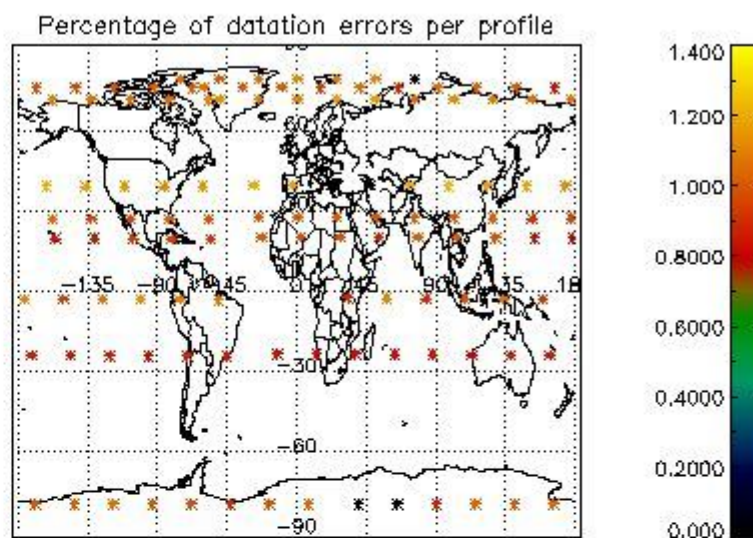
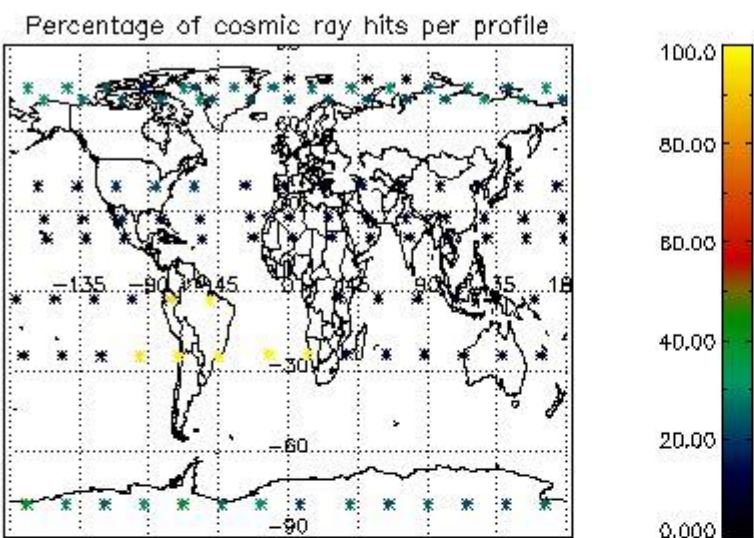


4.1.2 Plot level 1 quality information per product (time dependant): ENVI SAT DESCENDING passes

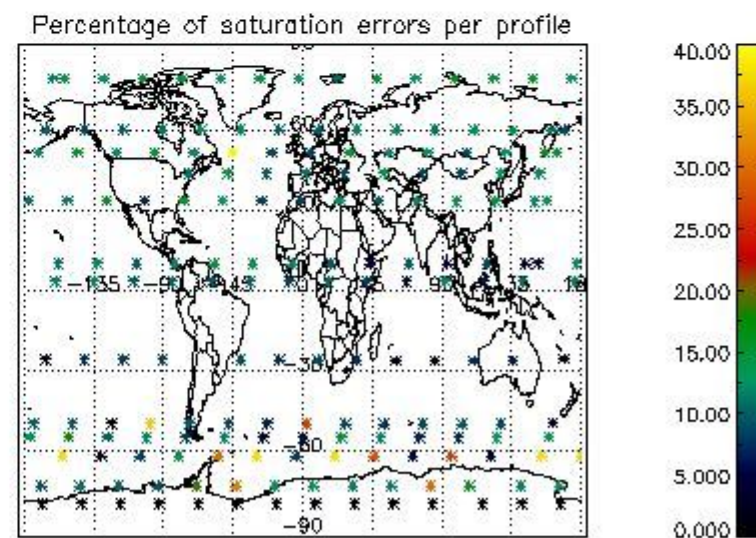
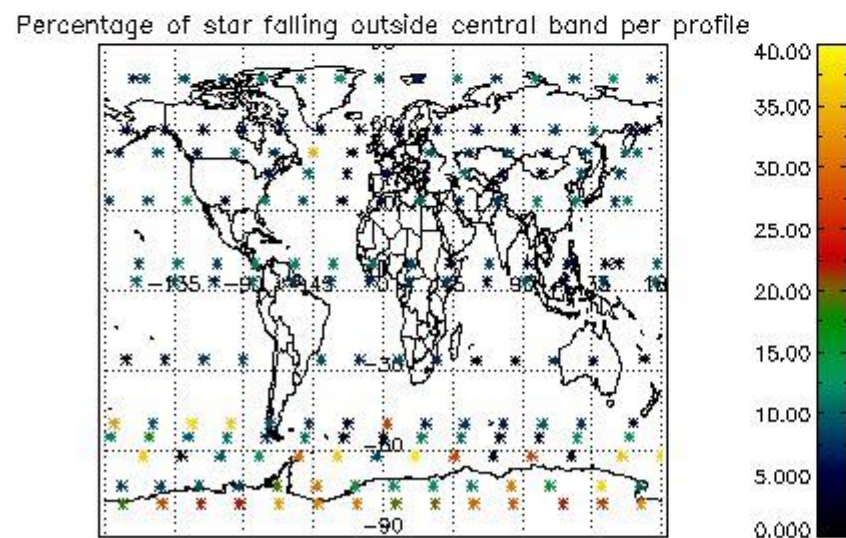
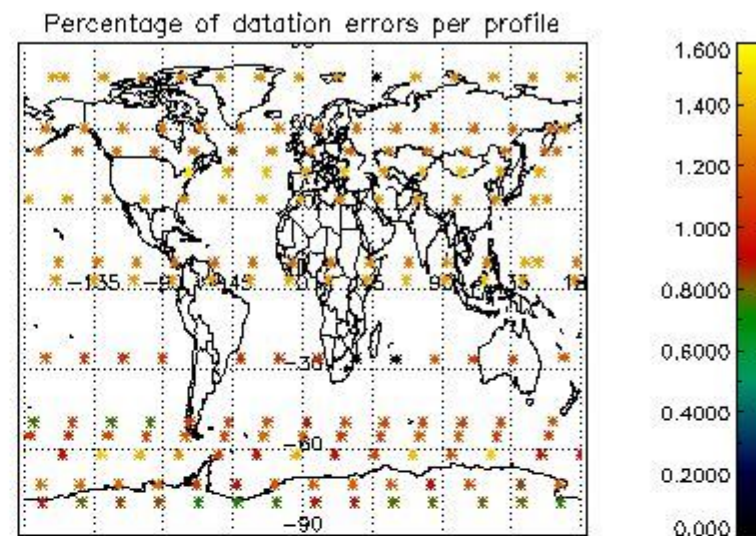
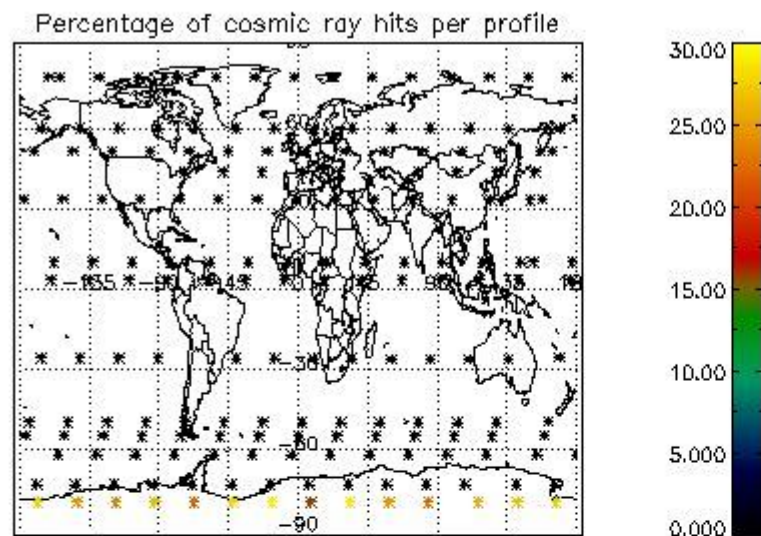


4.2 Plot quality information per product coming from level 1b processing (world map)

4.2.1 Plot level 1 quality information per product (world map): ENVISAT ASCENDING passes



4.2.2 Plot level 1 quality information per product (world map): ENVISAT DESCENDING passes



5. Trace gas profiles

5.1 Ozone statistics based on quality of products

The final quality of the products can be "measured" using the STD (Standard Deviation) attached to every point profile. This information is written to the parameter GOM_NL__2P/NL_LOCAL_SPECIES_DENSITY/o3_std of the level 2 products. The table below shows the statistics for given STD ranges.

The statistics are given with respect to the overall valid production:

- Products without fatal errors: GOM_NL__2P/MPH/PRODUCT_ERR=0
- Valid point profile: GOM_NL__2P/NL_LOCAL_SPECIES_DENSITY/pcd(0)=0

The 'Criteria' is applied to valid points of dark limb products:

- Products in dark limb illumination condition: GOM_NL__2P/NL_SUMMARY_QUALITY/obs_ill_cond=0
- Products without fatal errors: GOM_NL__2P/MPH/PRODUCT_ERR=0
- Valid point profile: GOM_NL__2P/NL_LOCAL_SPECIES_DENSITY/pcd(0)=0

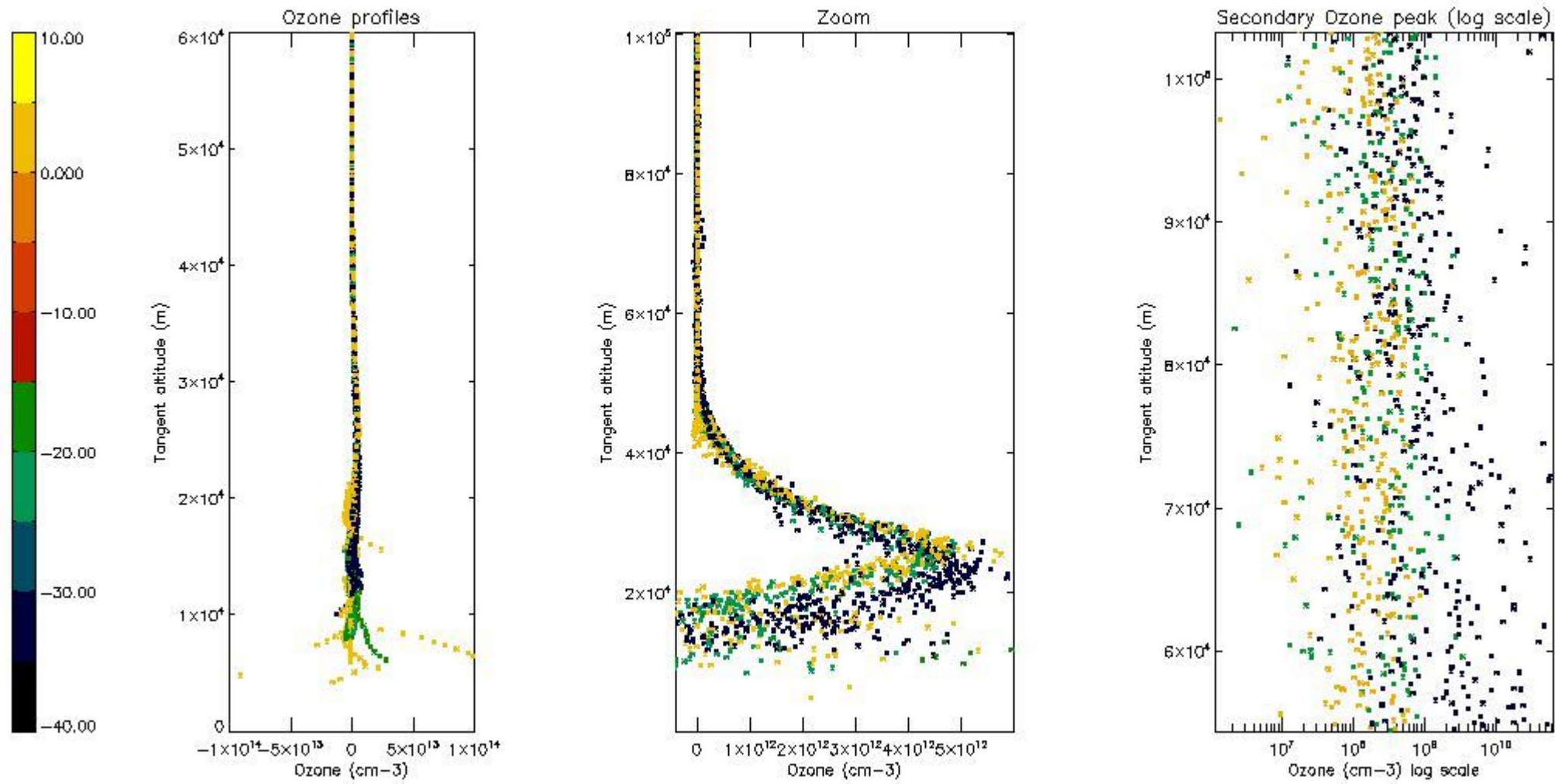
So, the table below shows the percentage of dark limb and valid observations for each criteria with respect to the overall valid daily observations.

Criteria	% of total production
All STD	16
STD < 20	4

STD < 10	2
STD < 5	0

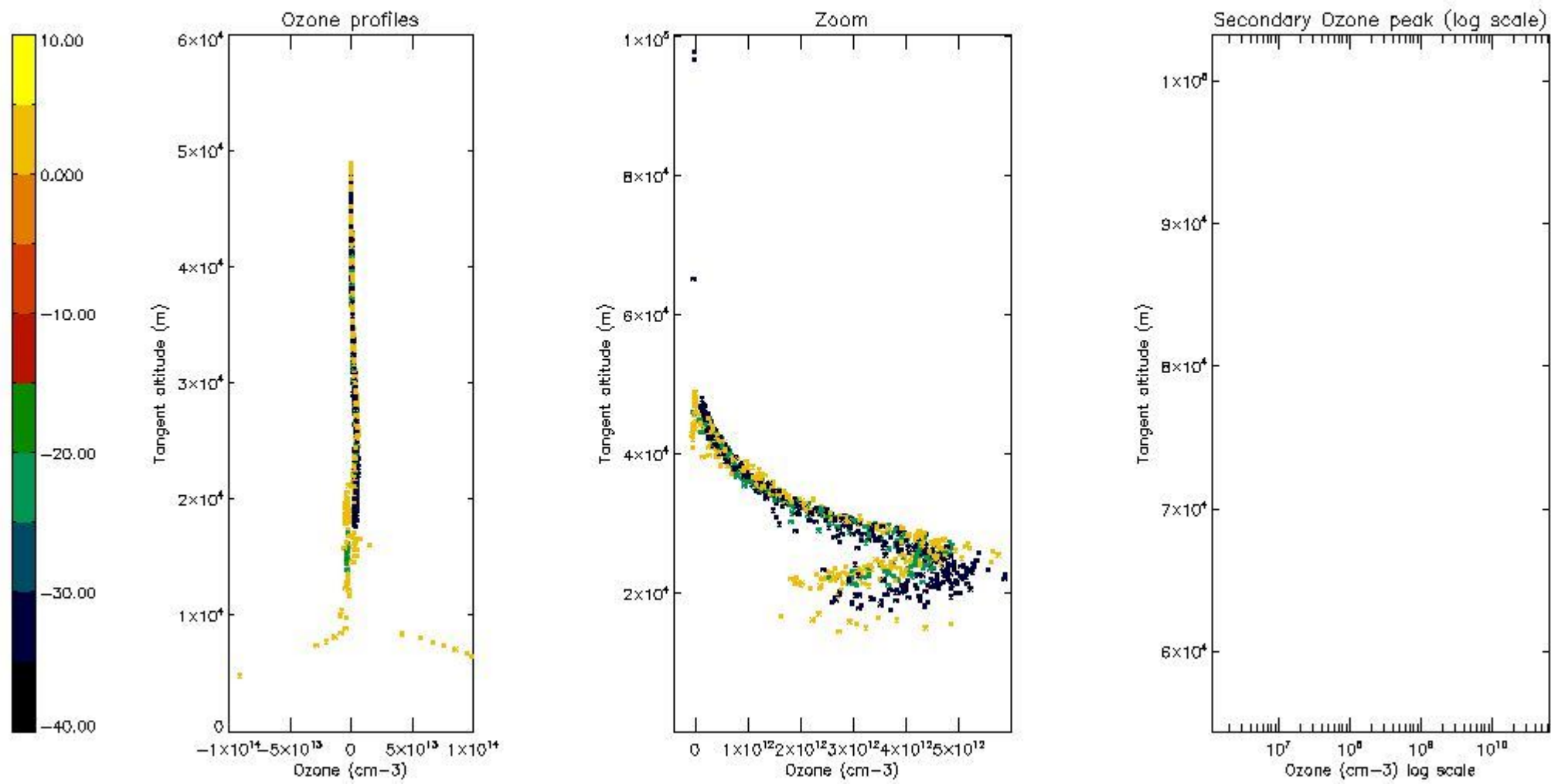
5.2 Plot ozone profiles for all STD (dark without errors)

The colorbar represents the latitude.



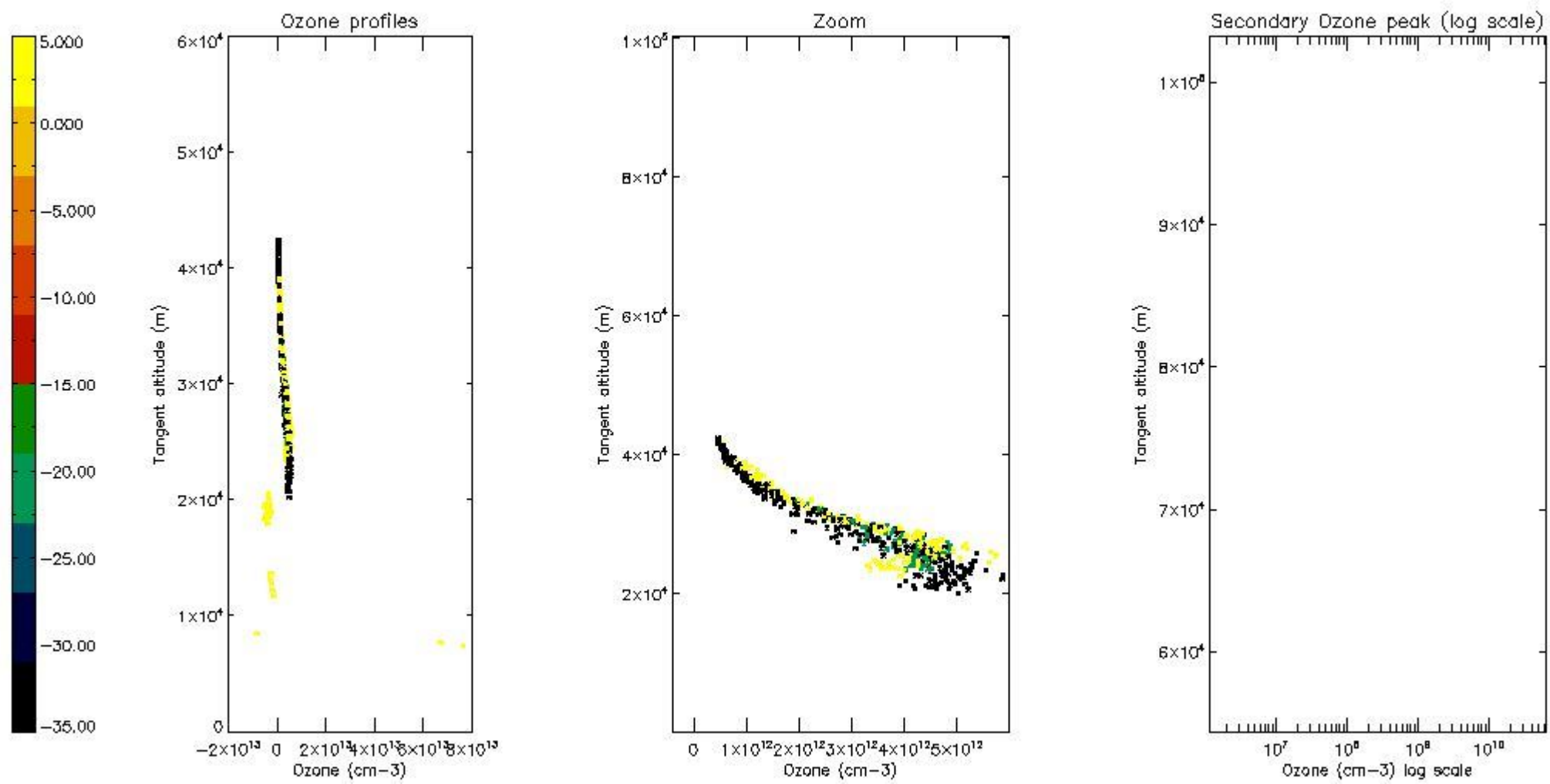
5.3 Plot ozone profiles where STD < 20% (dark without errors)

The colorbar represents the latitude.




5.4 Plot ozone profiles where STD < 10% (dark without errors)

The colorbar represents the latitude.



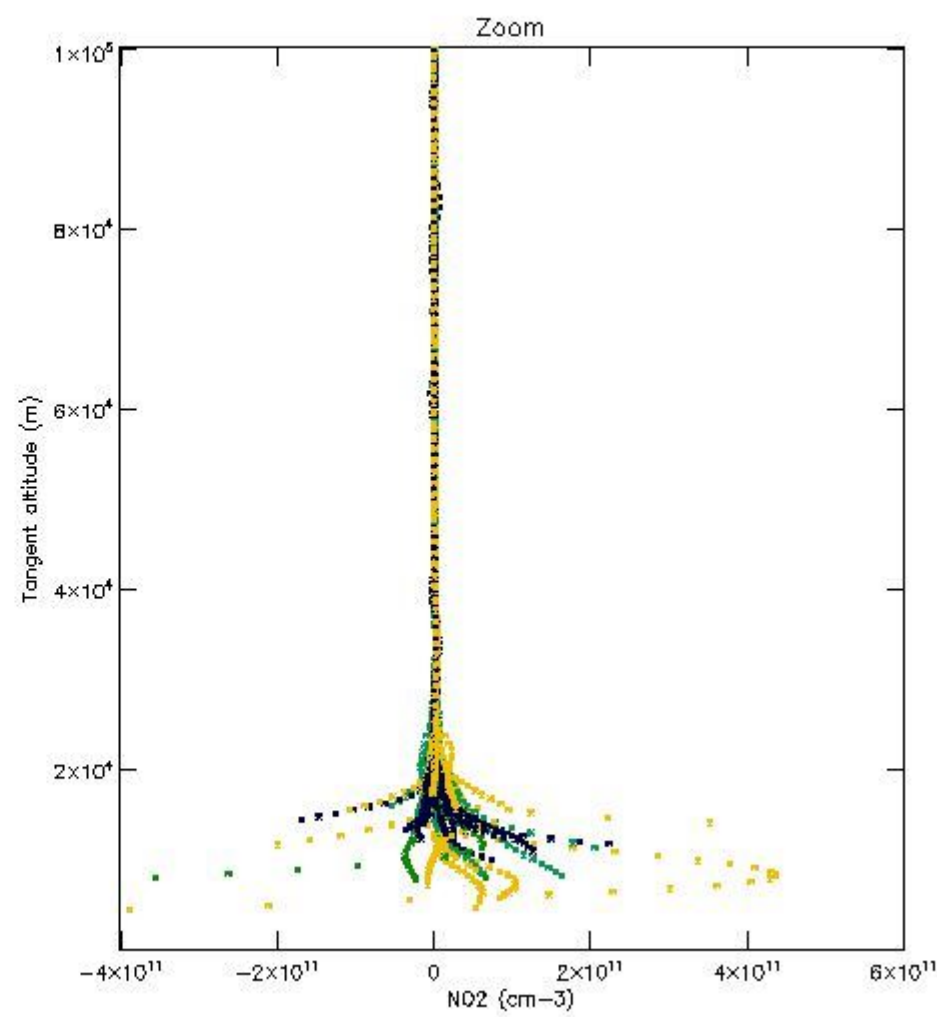
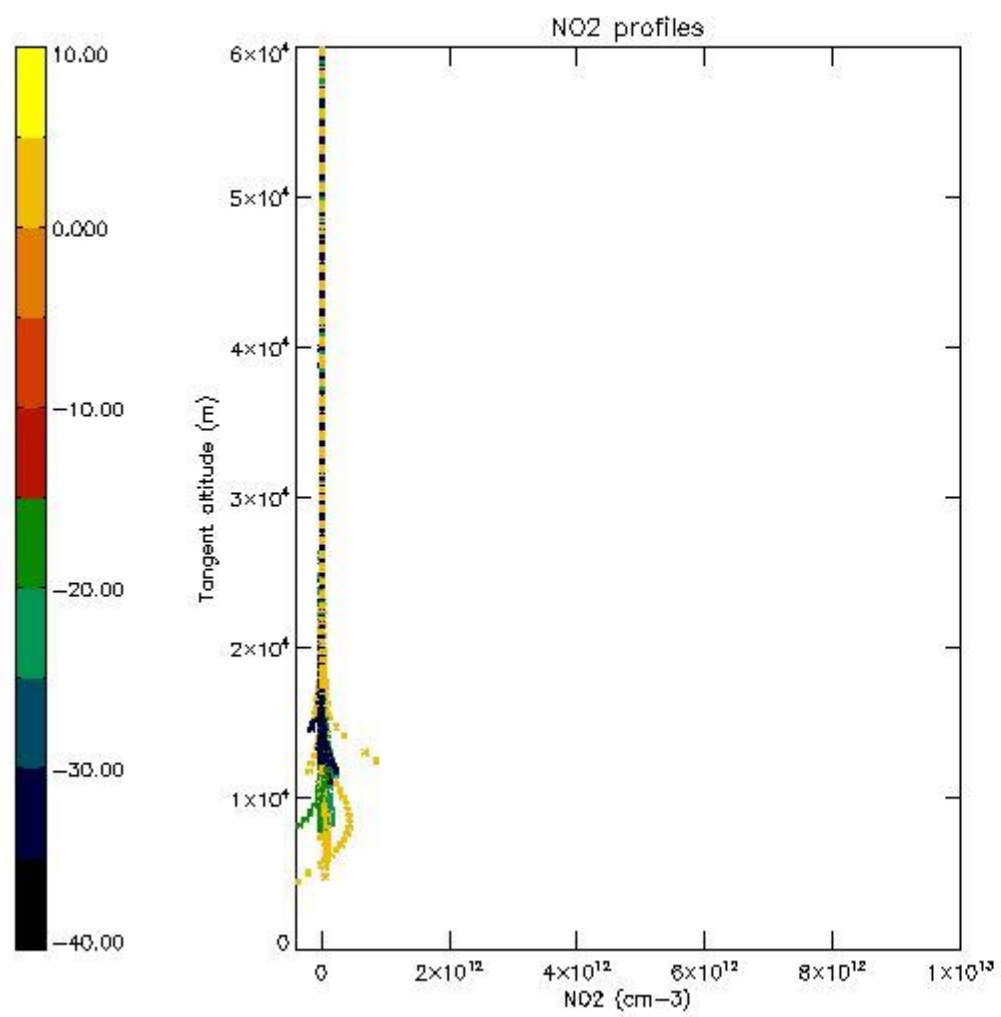
5.5 Plot ozone profiles where STD < 5% (dark without errors)

The colorbar represents the latitude.



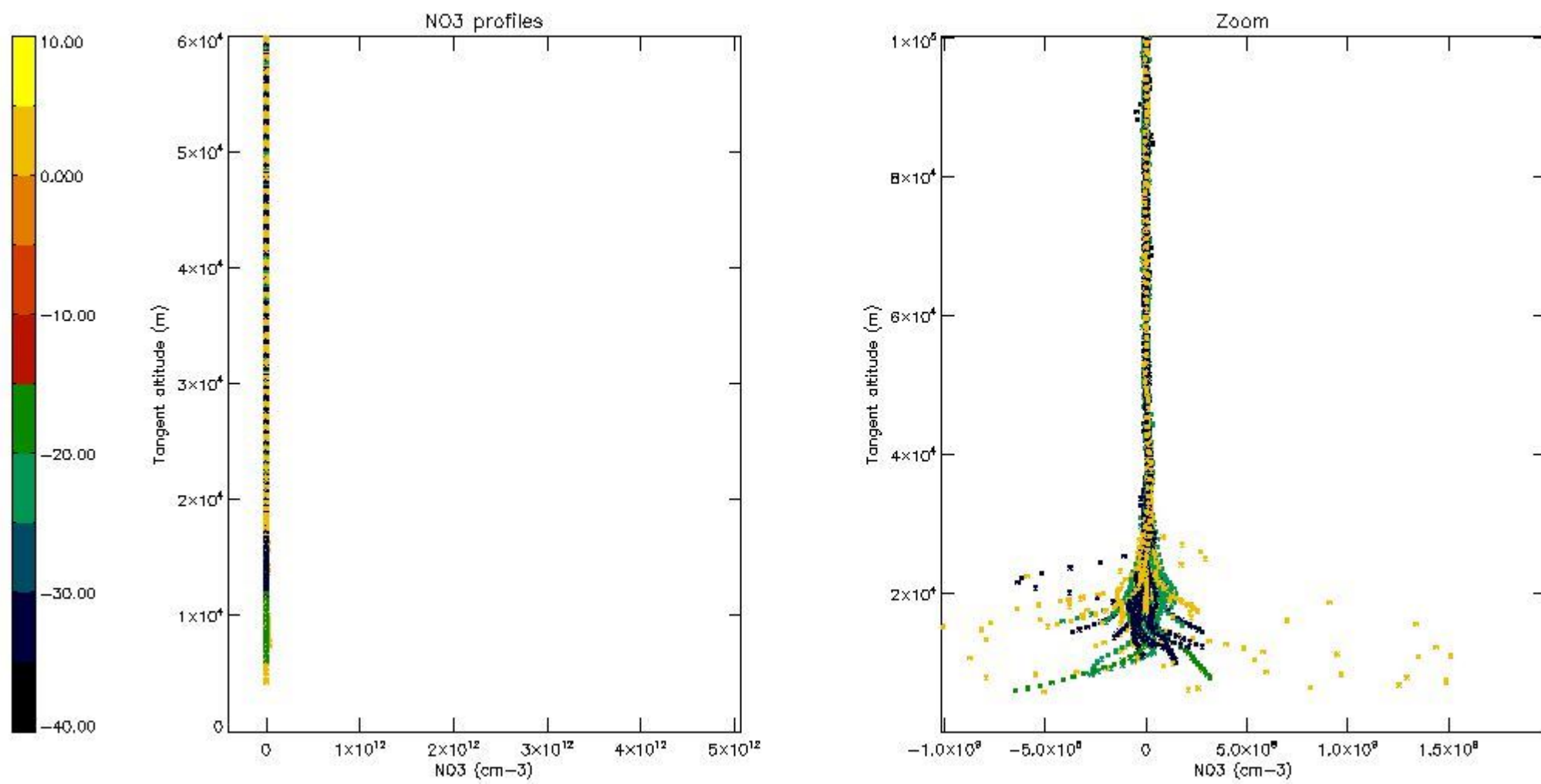
5.6 Plot NO₂ profiles for all STD (dark without errors)

The colorbar represents the latitude.



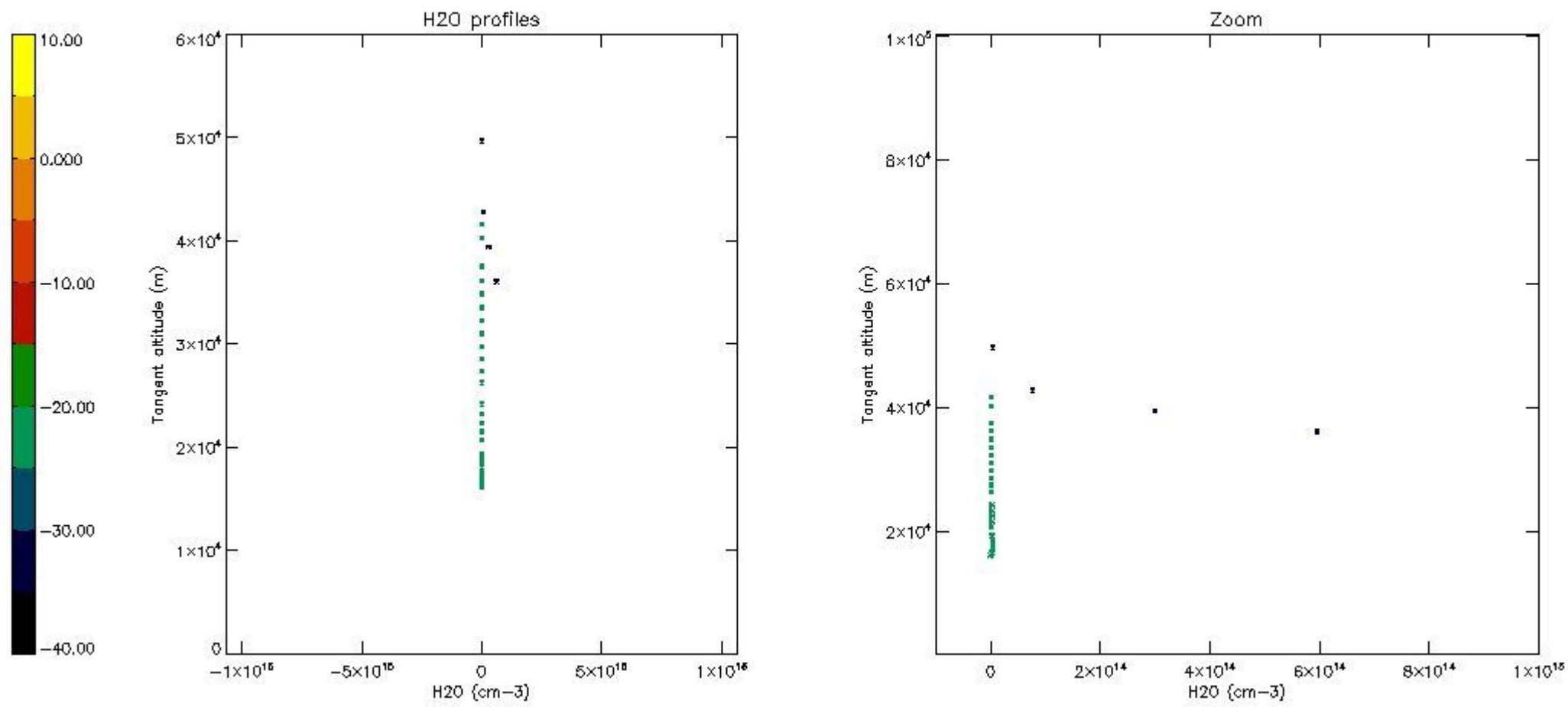
5.7 Plot NO3 profiles for all STD (dark without errors)

The colorbar represents the latitude.



5.8 Plot H2O profiles for all STD (only for occultations of stars 1,2,3,4,13,14,16,26,63 dark without errors)

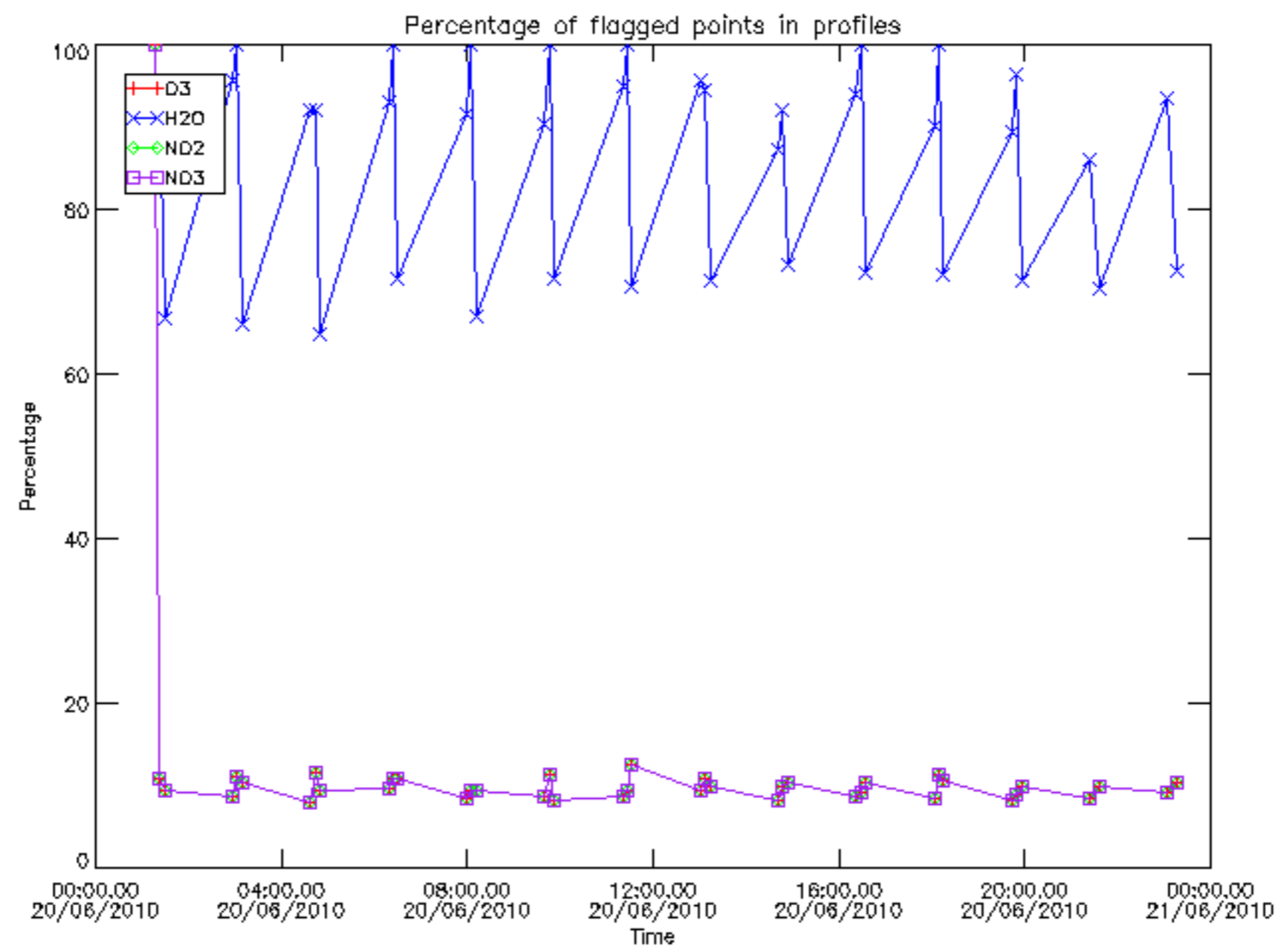
The colorbar represents the latitude.



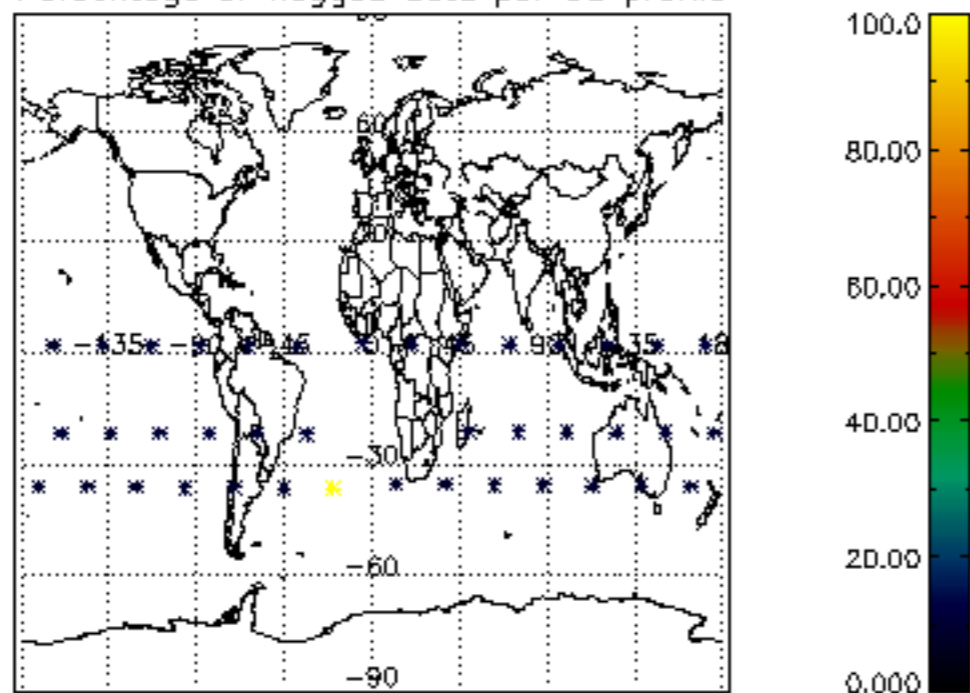
6. Auxiliary Data Files used for the production reported in section 2

The number reported in the third column indicates since which file (see list in section 2) the corresponding auxiliary file has been used. The fourth column is the date of those product files.

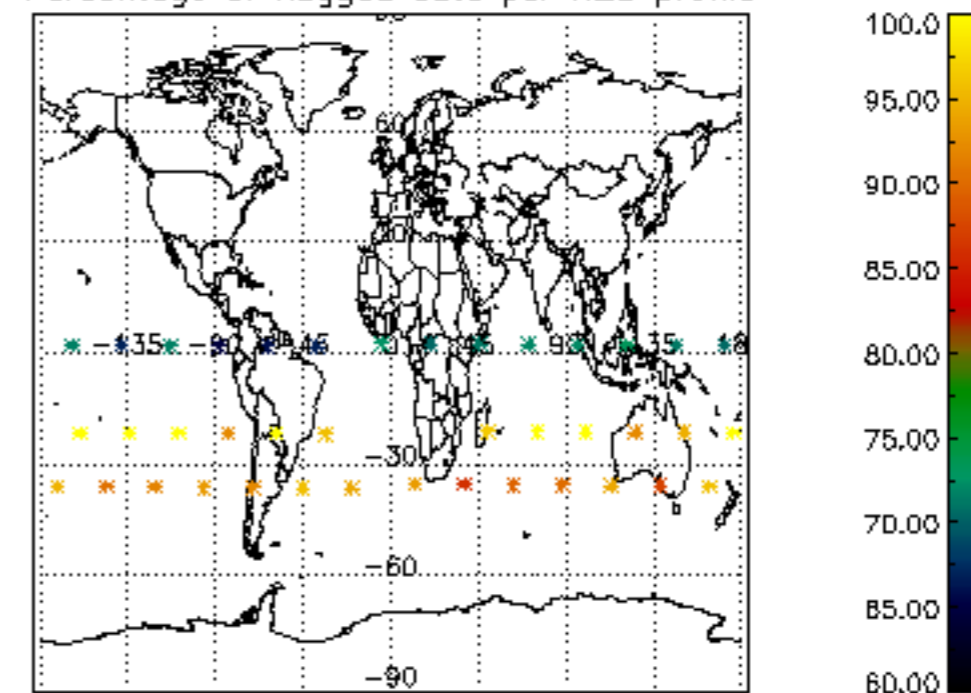
Type	Auxiliary Filename	Used since product	Used since product date
INST_PHYS_CHARACTERISTICS	GOM_INS_AXVIEC20091111_143220_20030716_120000_20500101_000000	1	20-JUN-2010 00:03:13
LEVEL-2_PROC_CONFIG	GOM_PR2_AXVIEC20091111_152718_20020301_000000_20500101_000000	1	20-JUN-2010 00:03:13
CROSS_SECTIONS_FILE	GOM_CRS_AXVIEC20091111_154832_20020301_000000_20500101_000000	1	20-JUN-2010 00:03:13



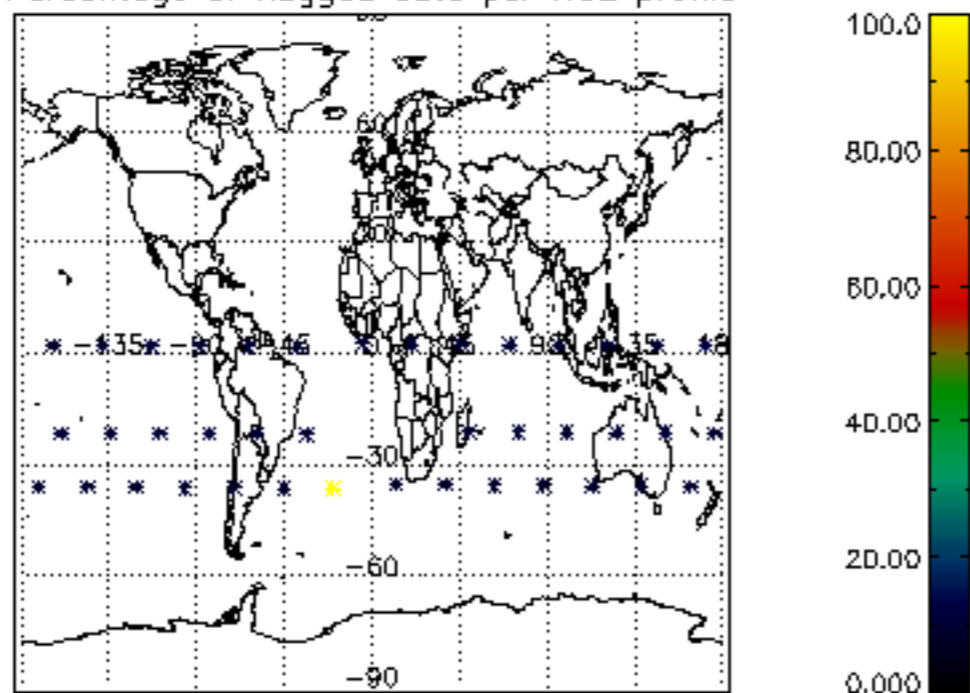
Percentage of flagged data per D3 profile



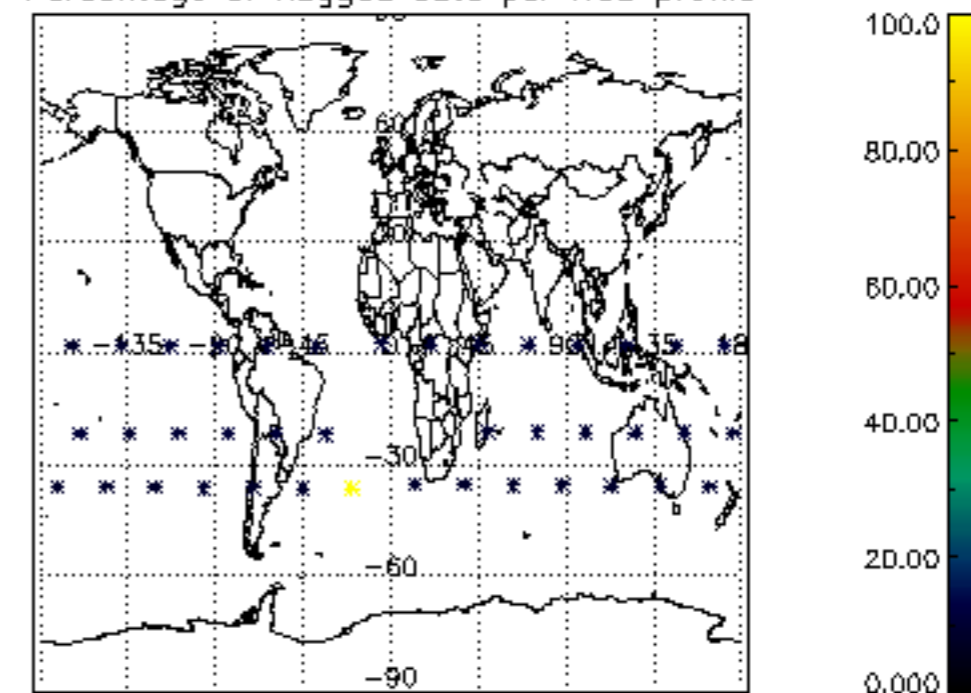
Percentage of flagged data per H2O profile

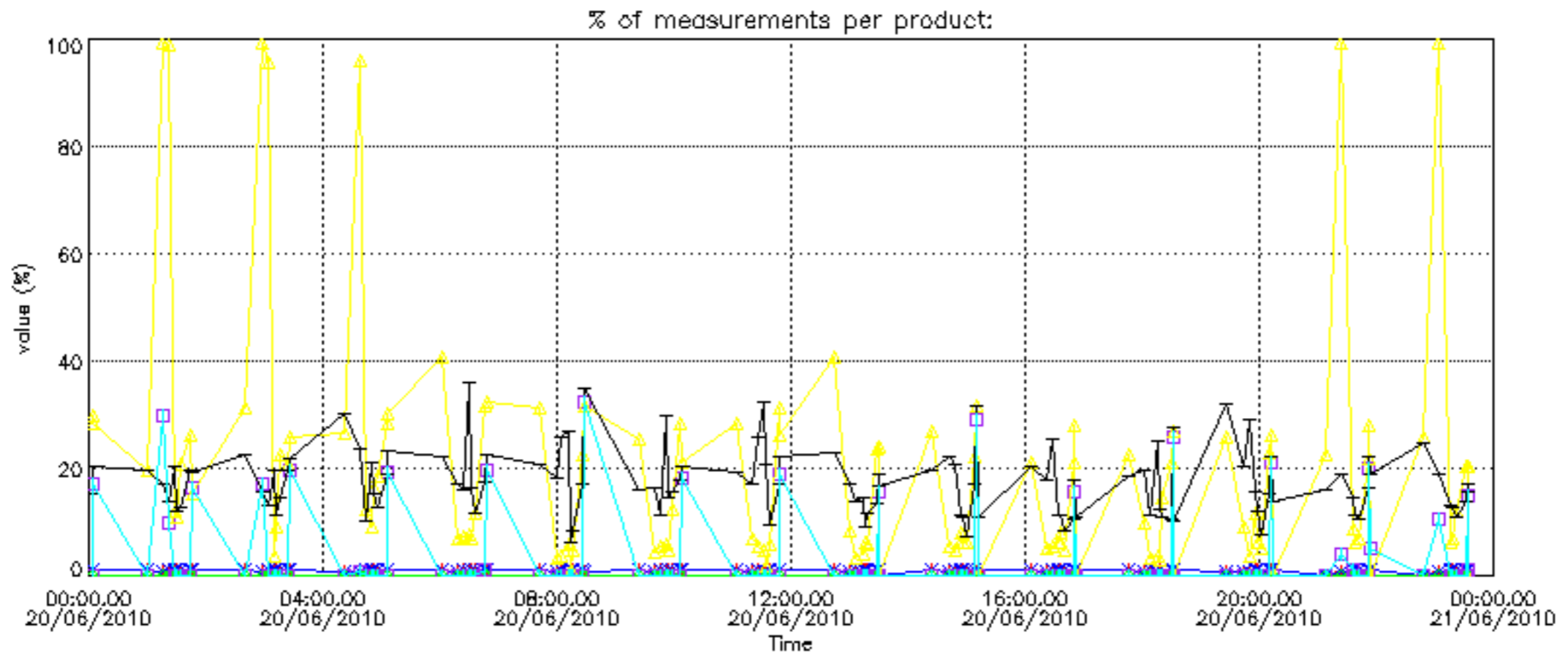


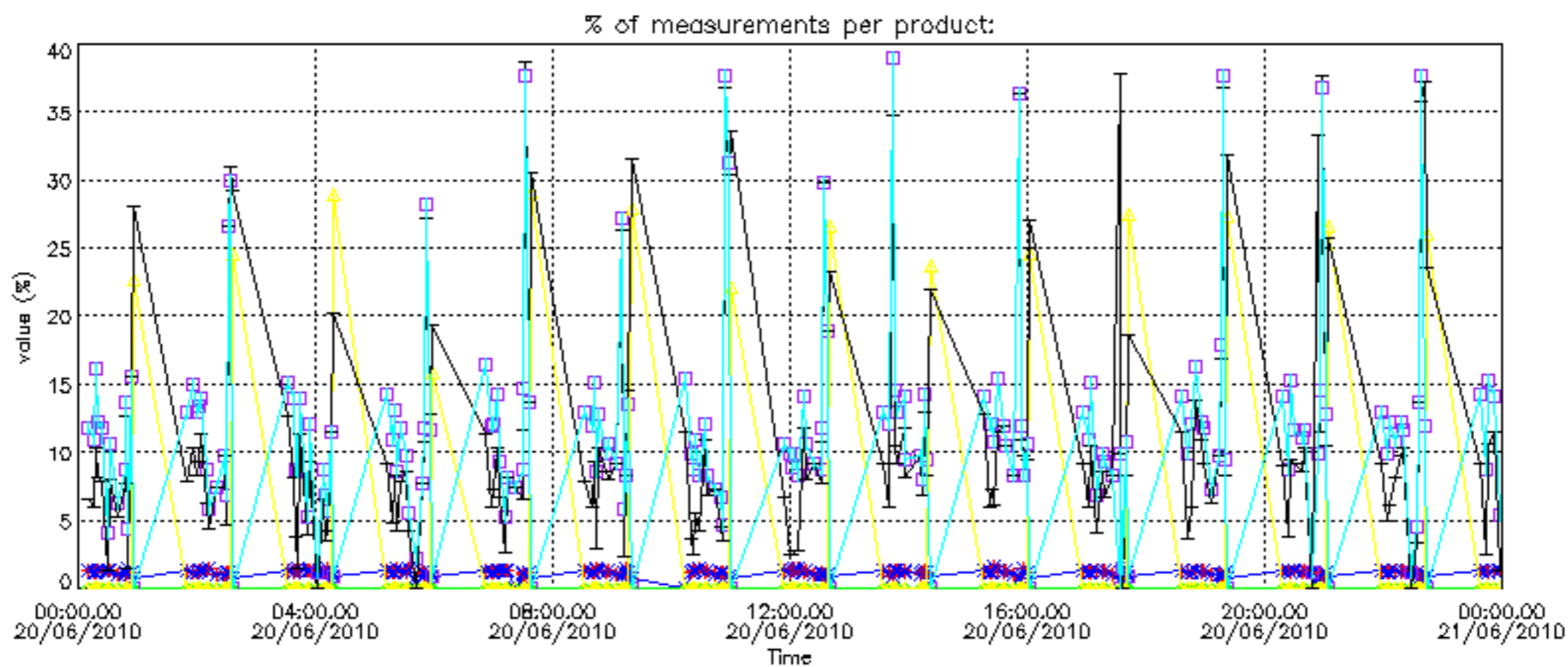
Percentage of flagged data per NO2 profile



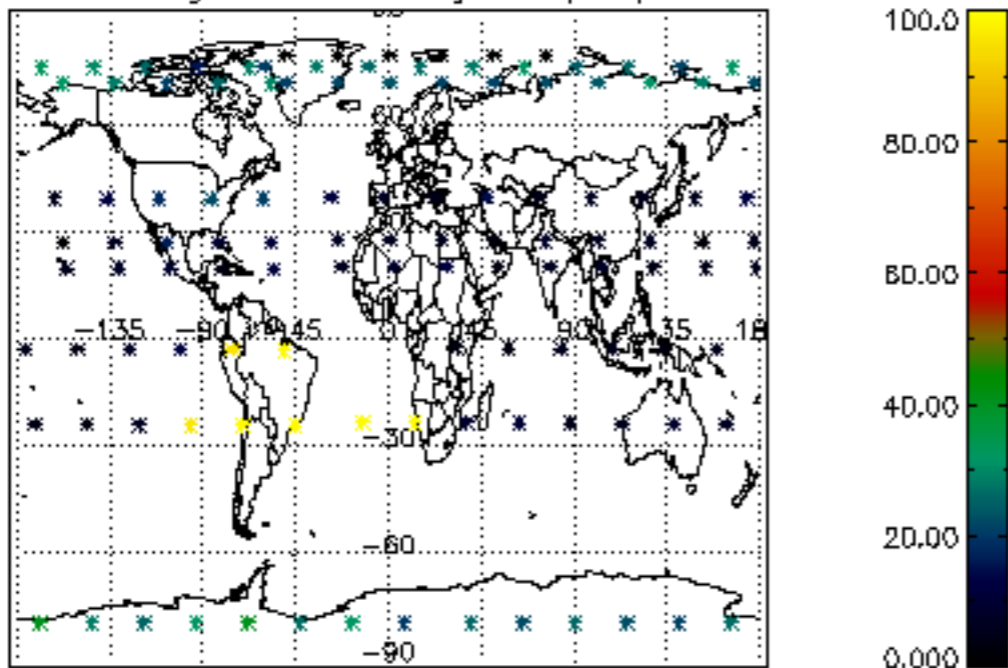
Percentage of flagged data per NO3 profile



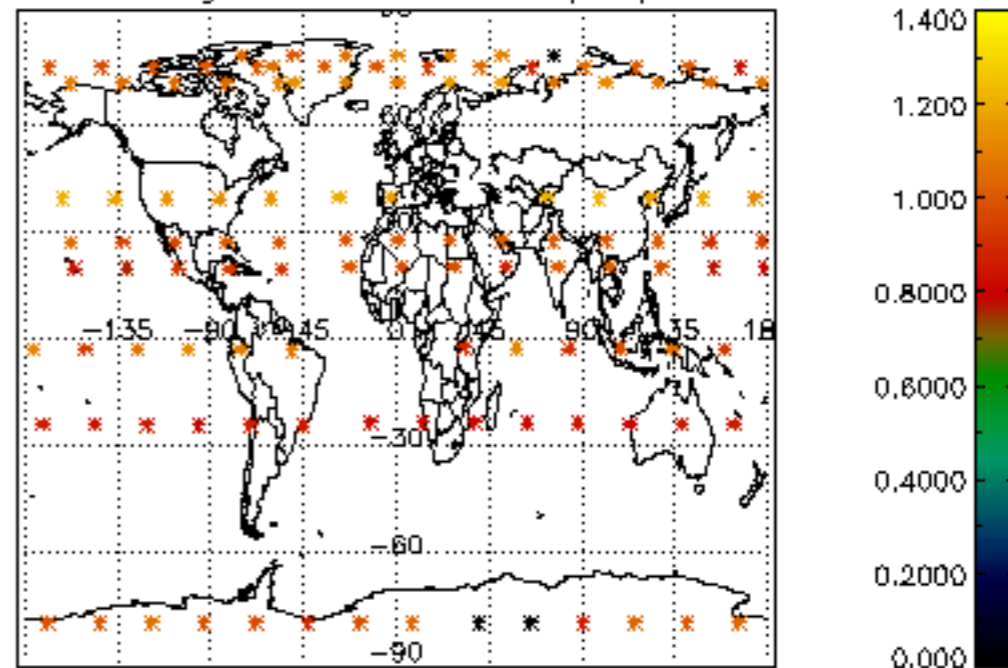




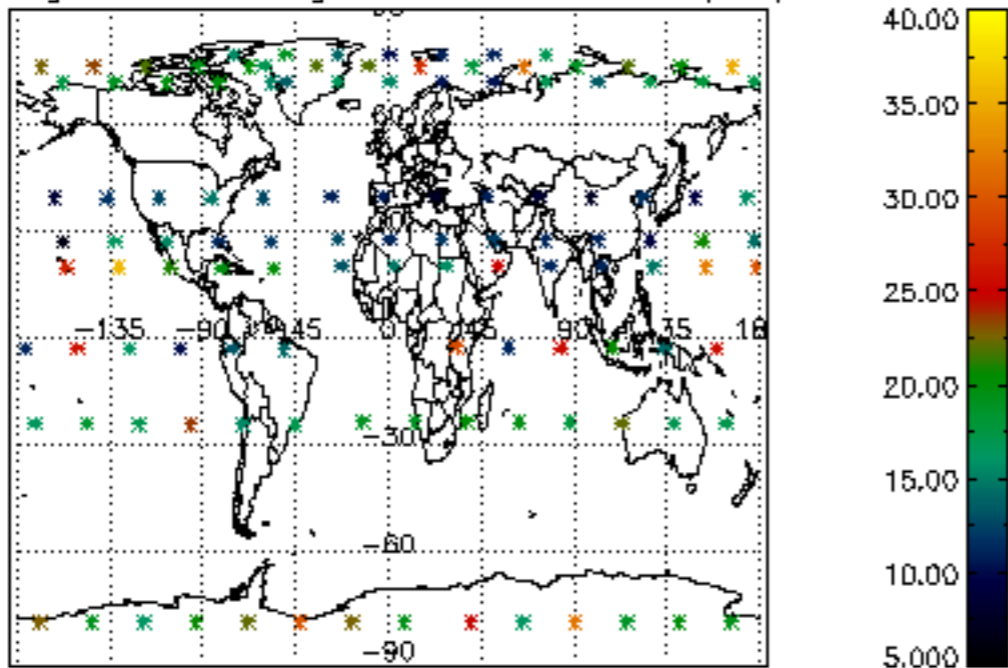
Percentage of cosmic ray hits per profile



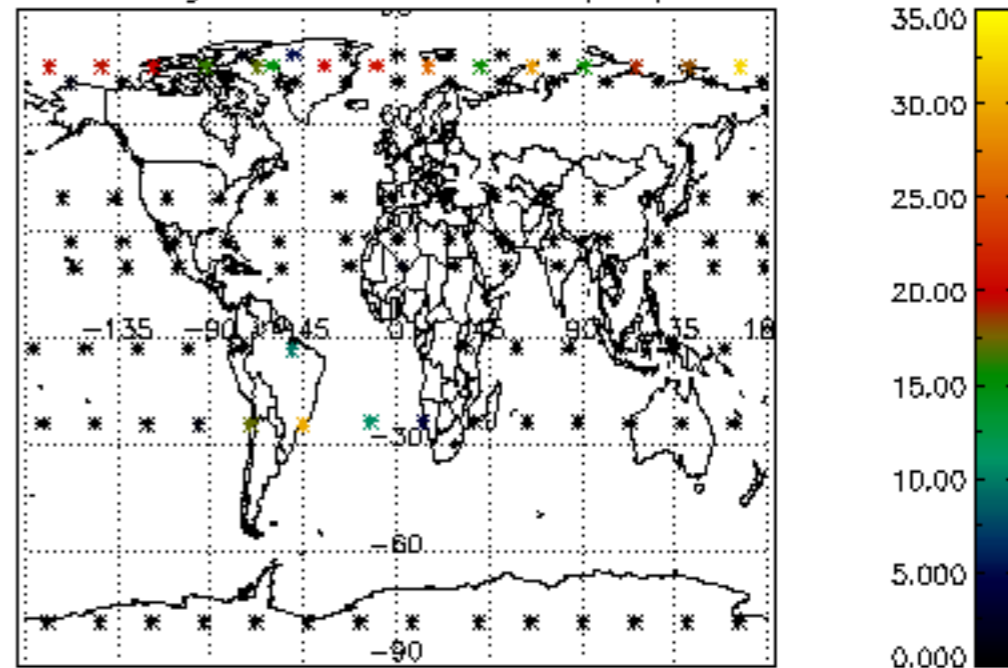
Percentage of datation errors per profile



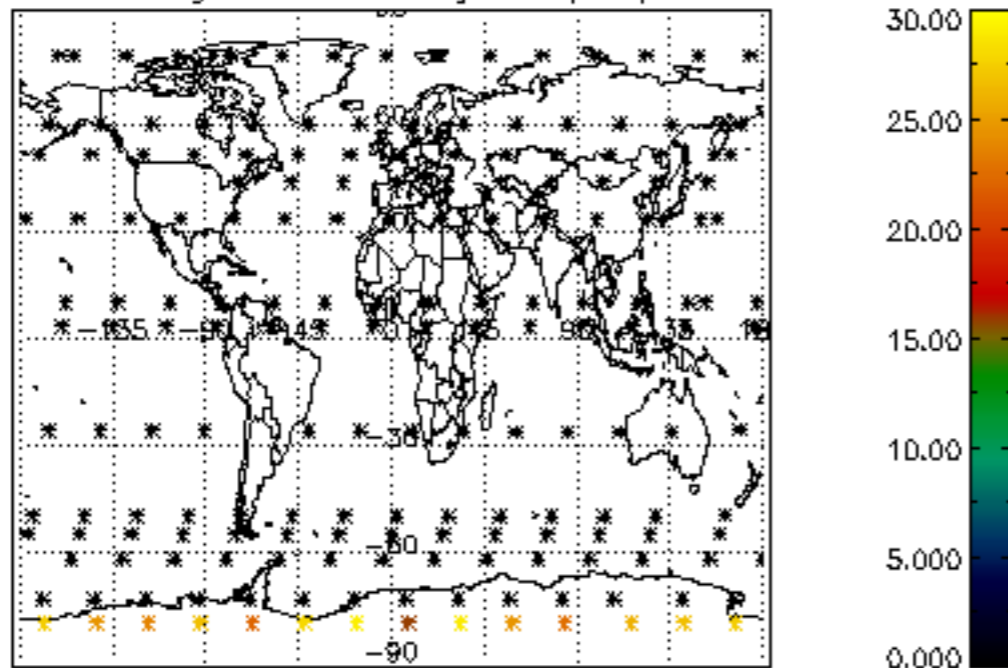
Percentage of star falling outside central band per profile



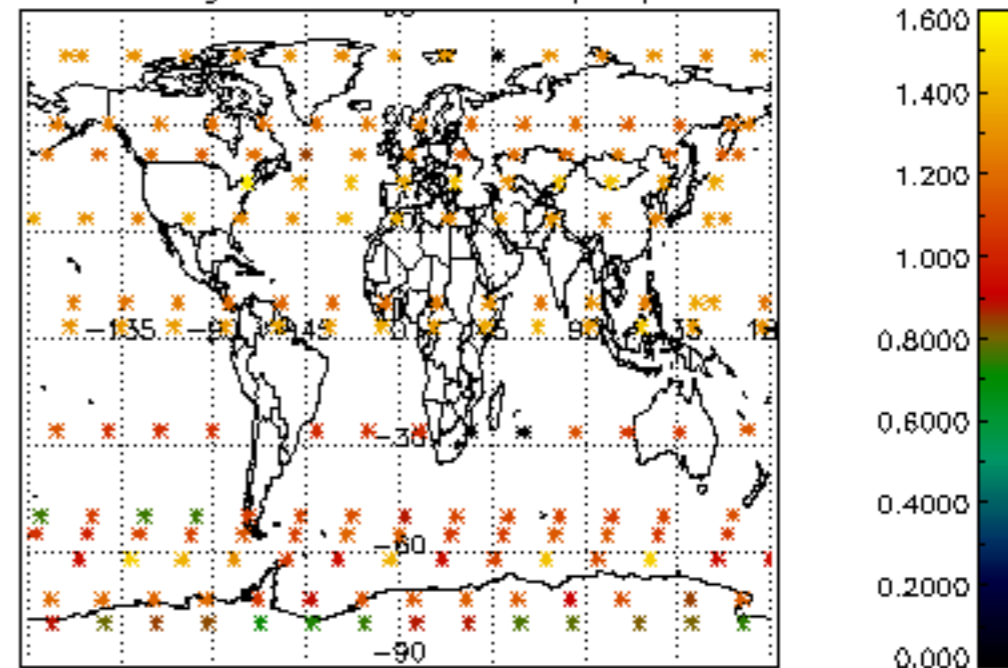
Percentage of saturation errors per profile



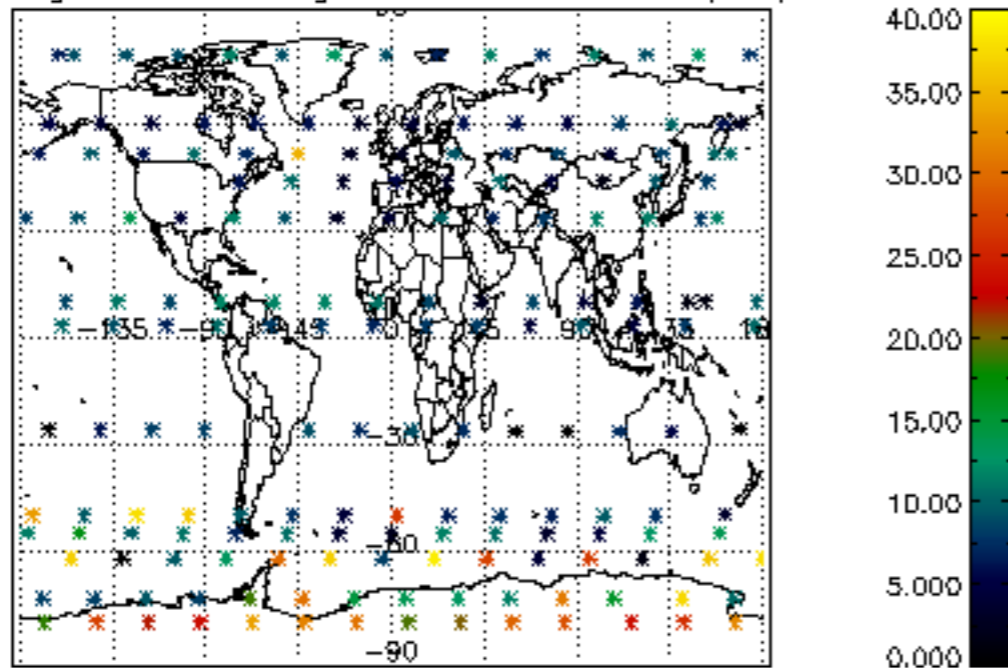
Percentage of cosmic ray hits per profile



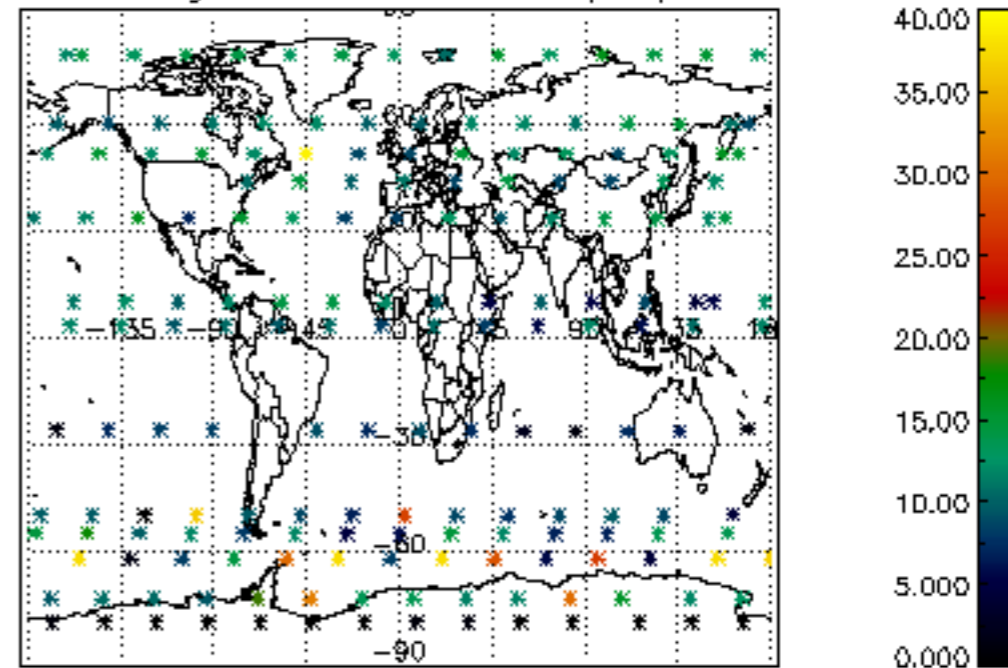
Percentage of datation errors per profile

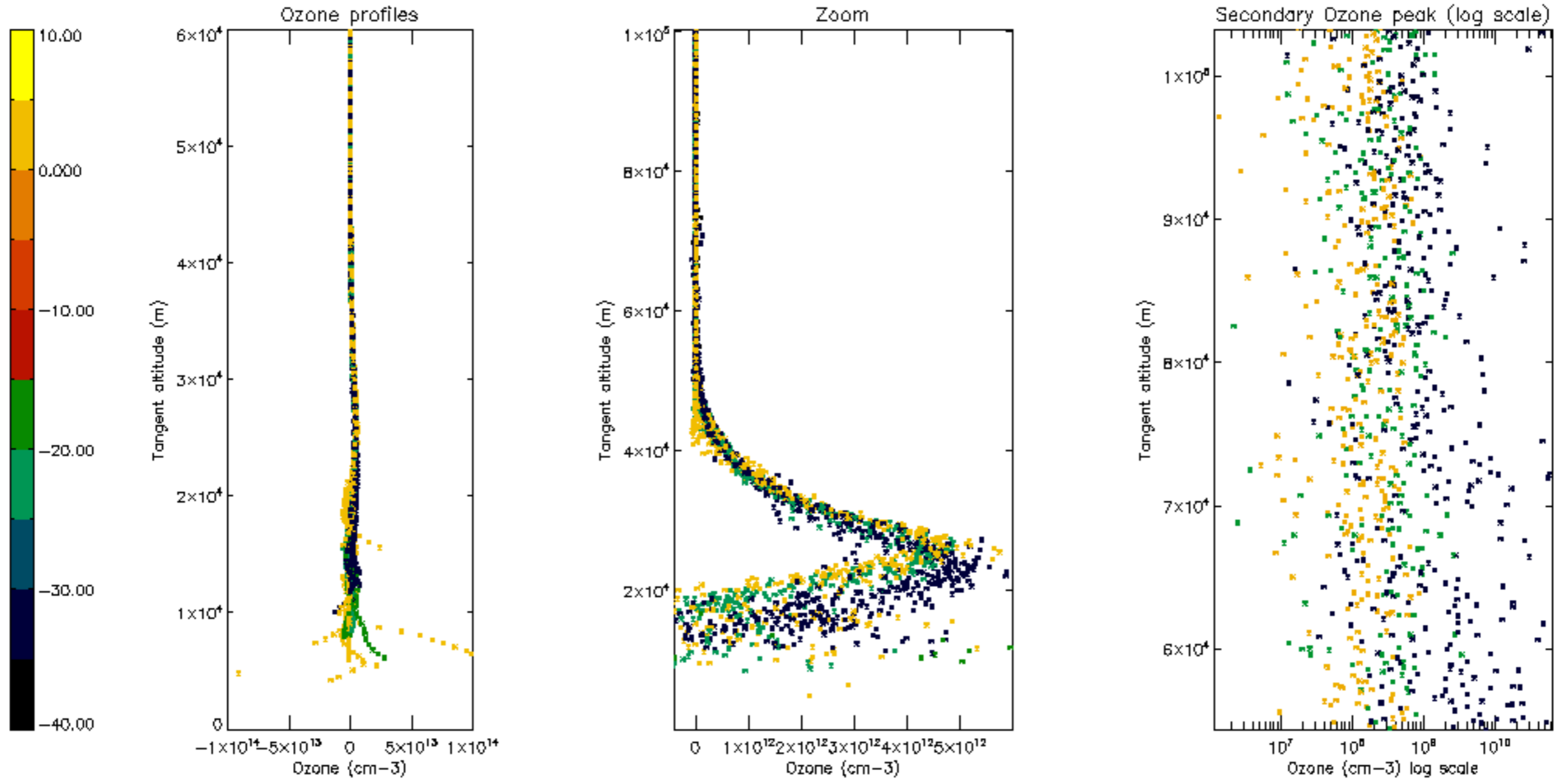


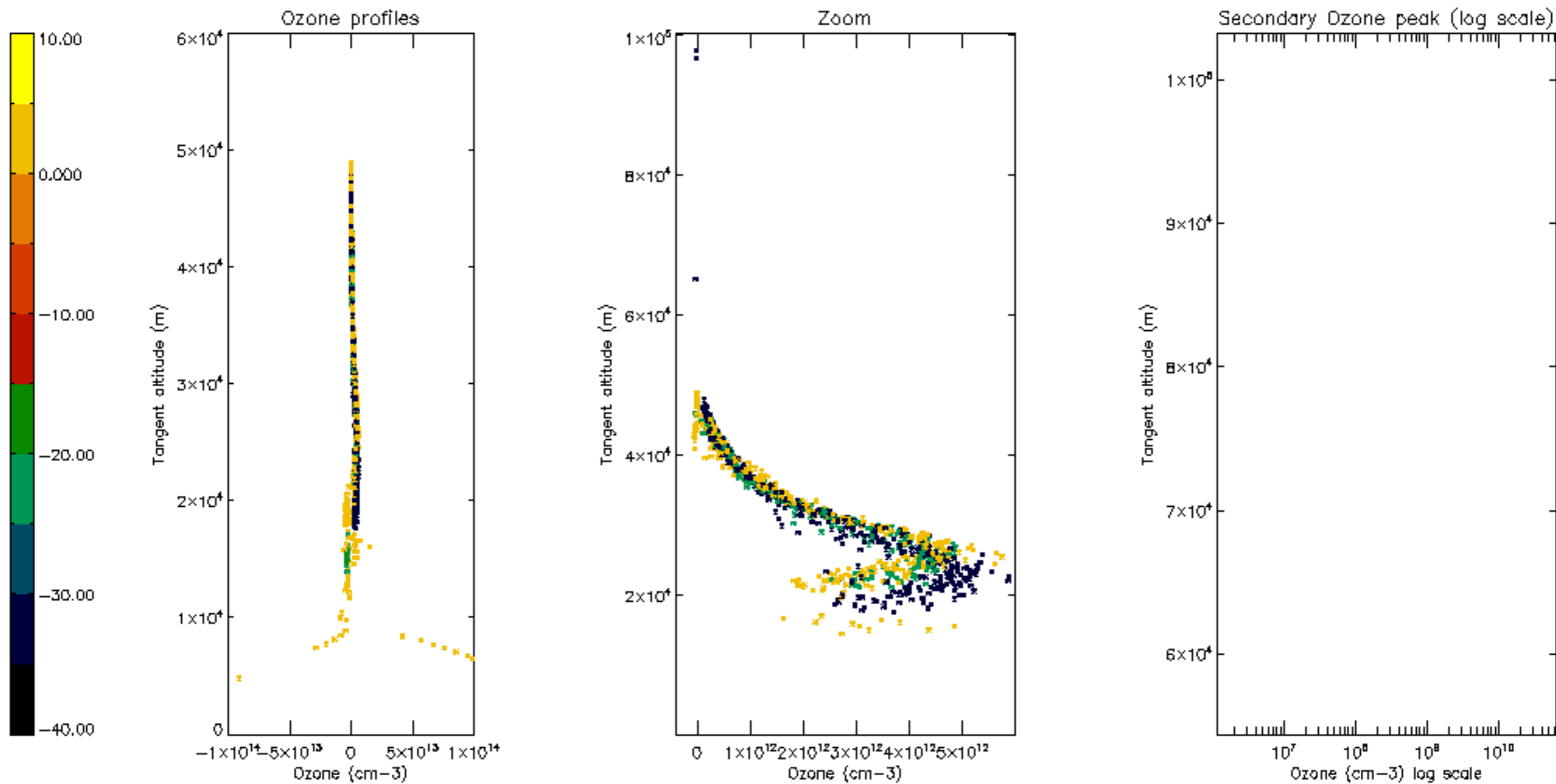
Percentage of star falling outside central band per profile

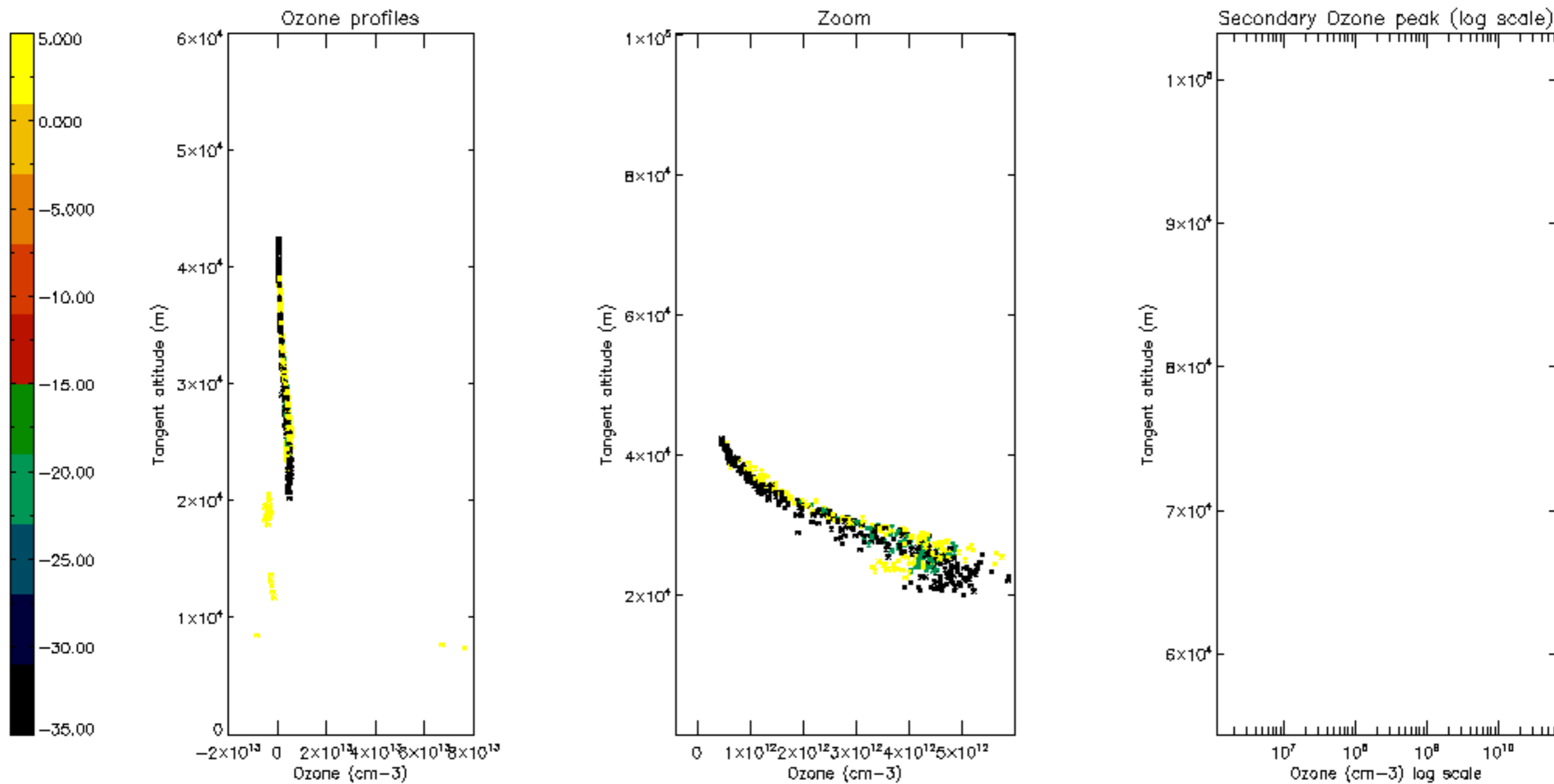



Percentage of saturation errors per profile

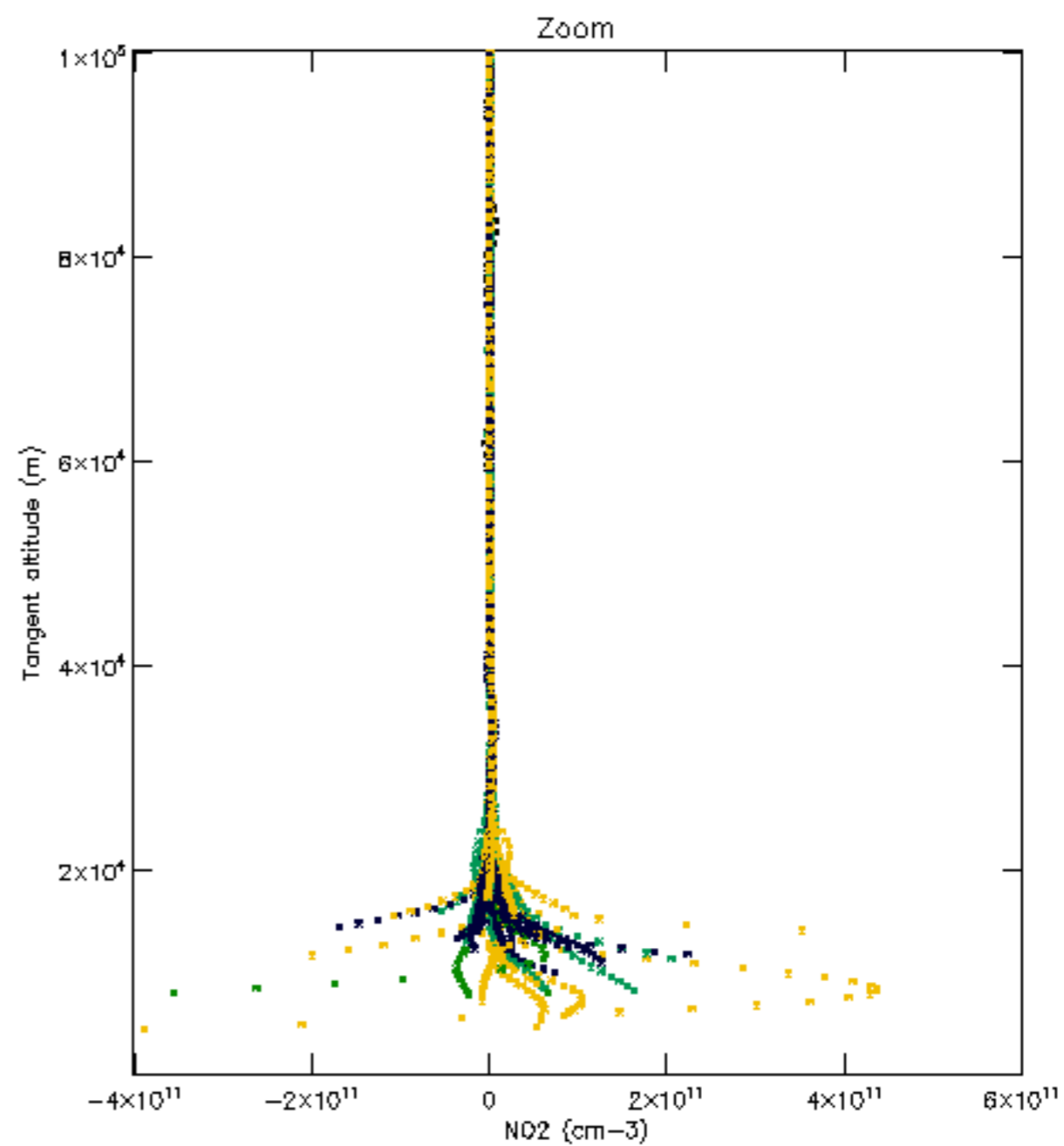
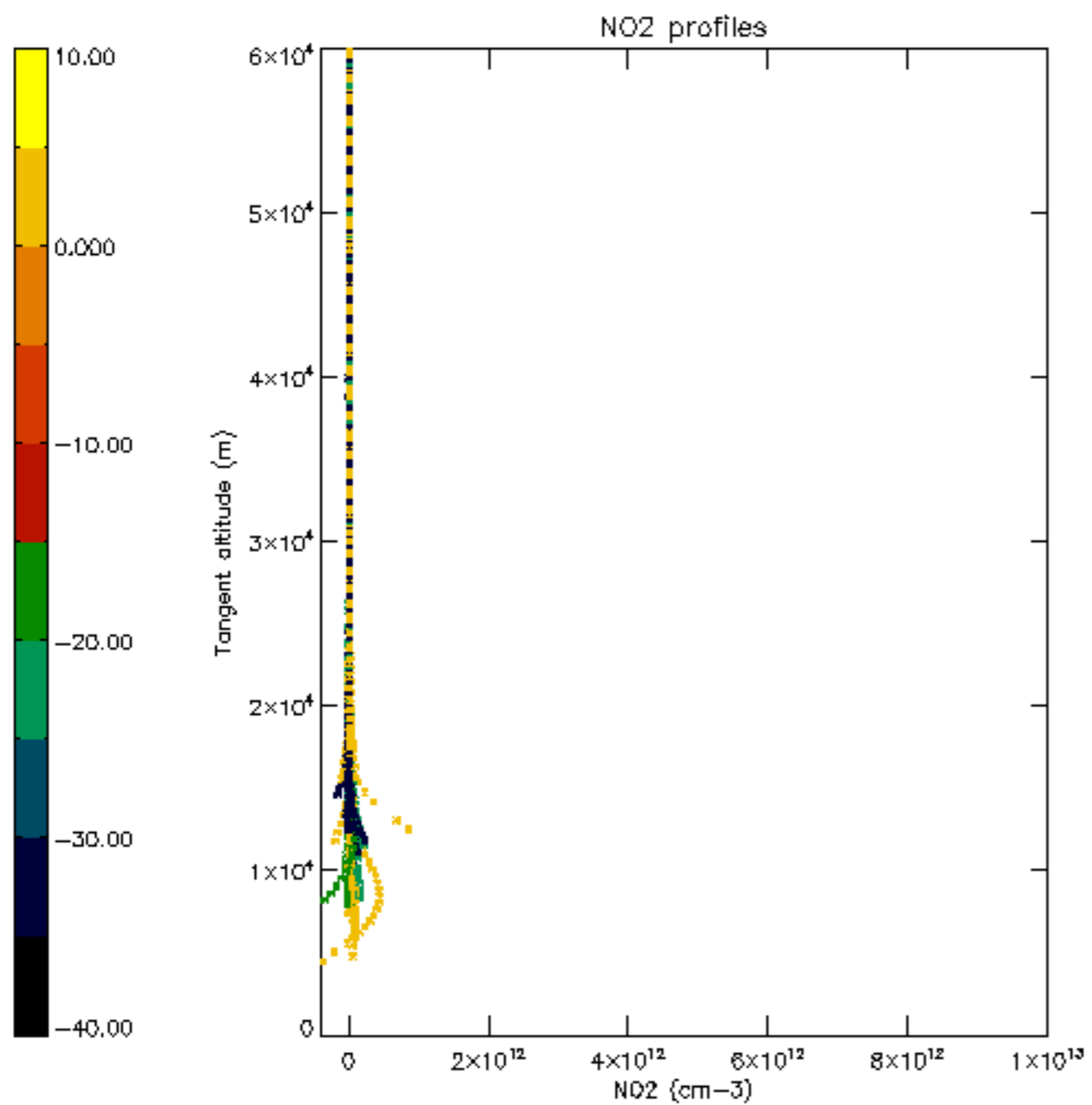


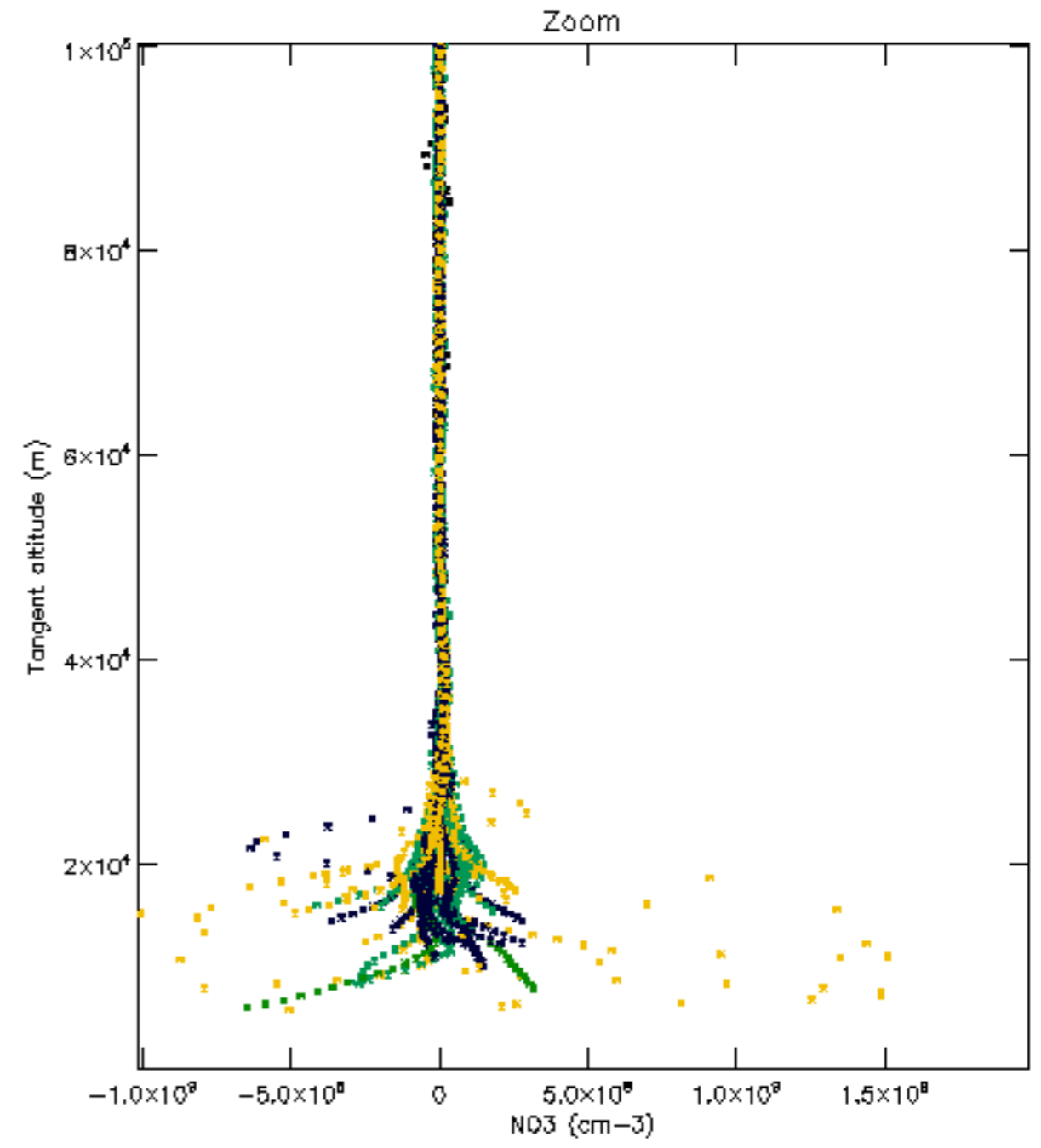
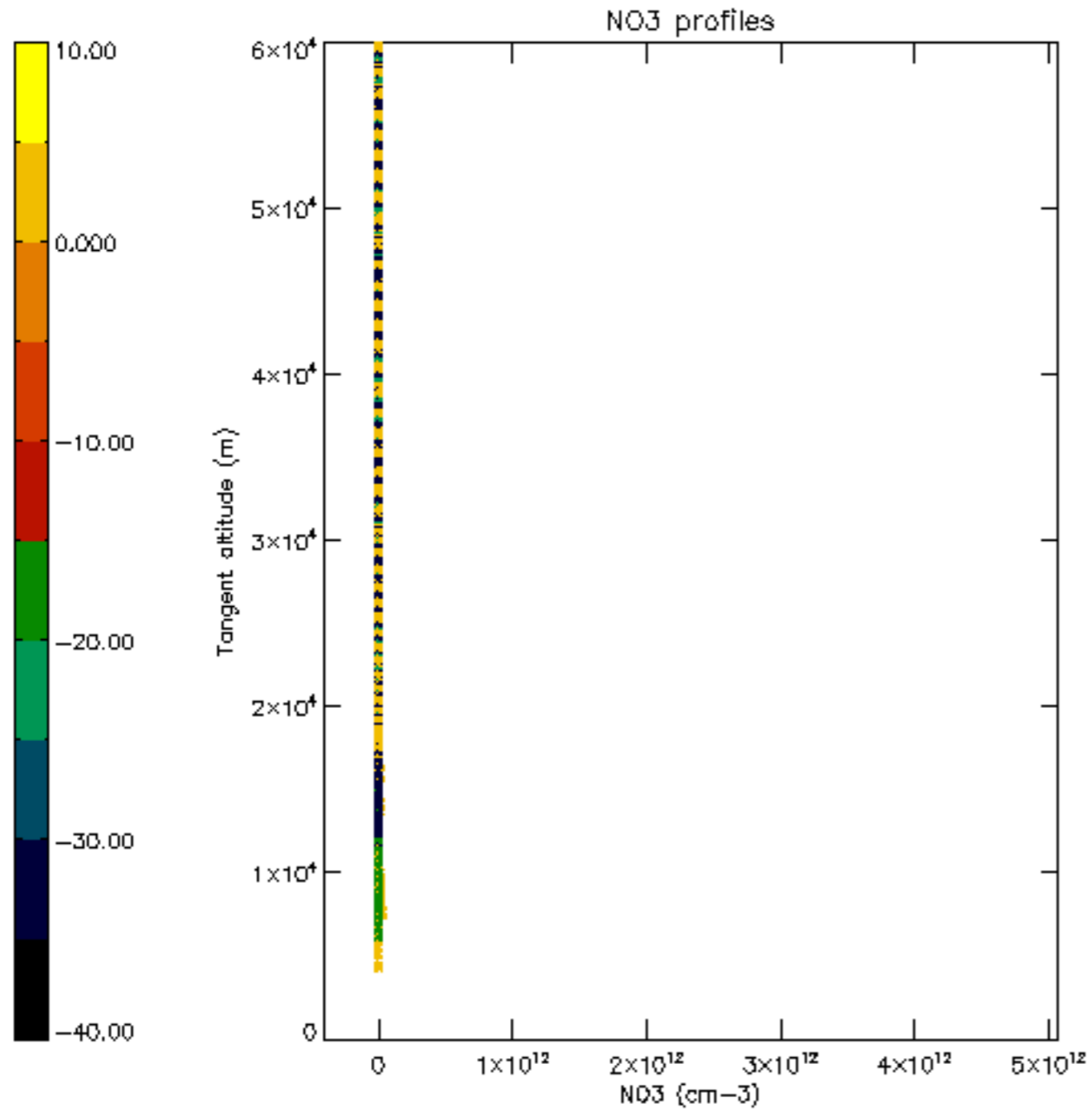


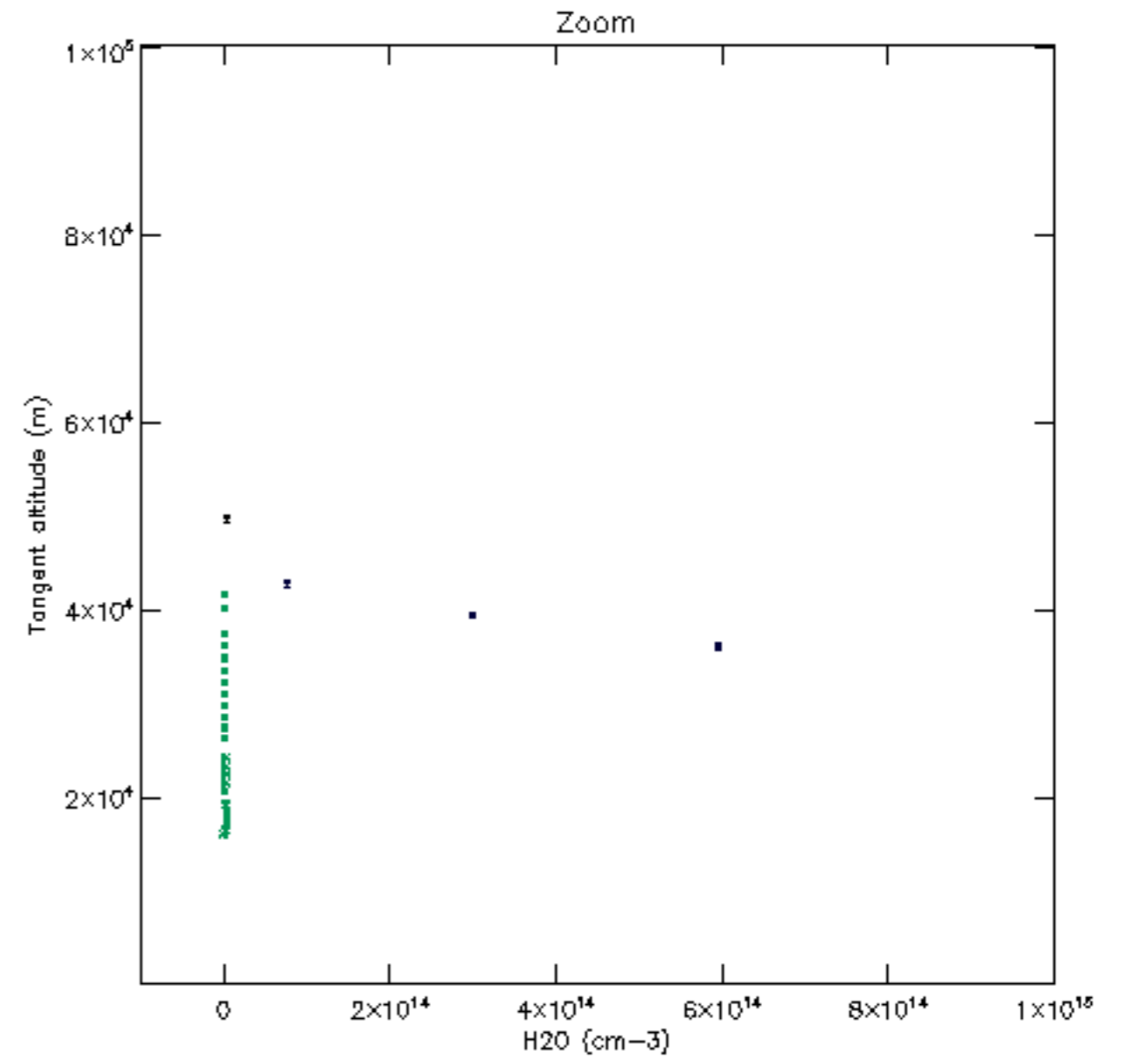
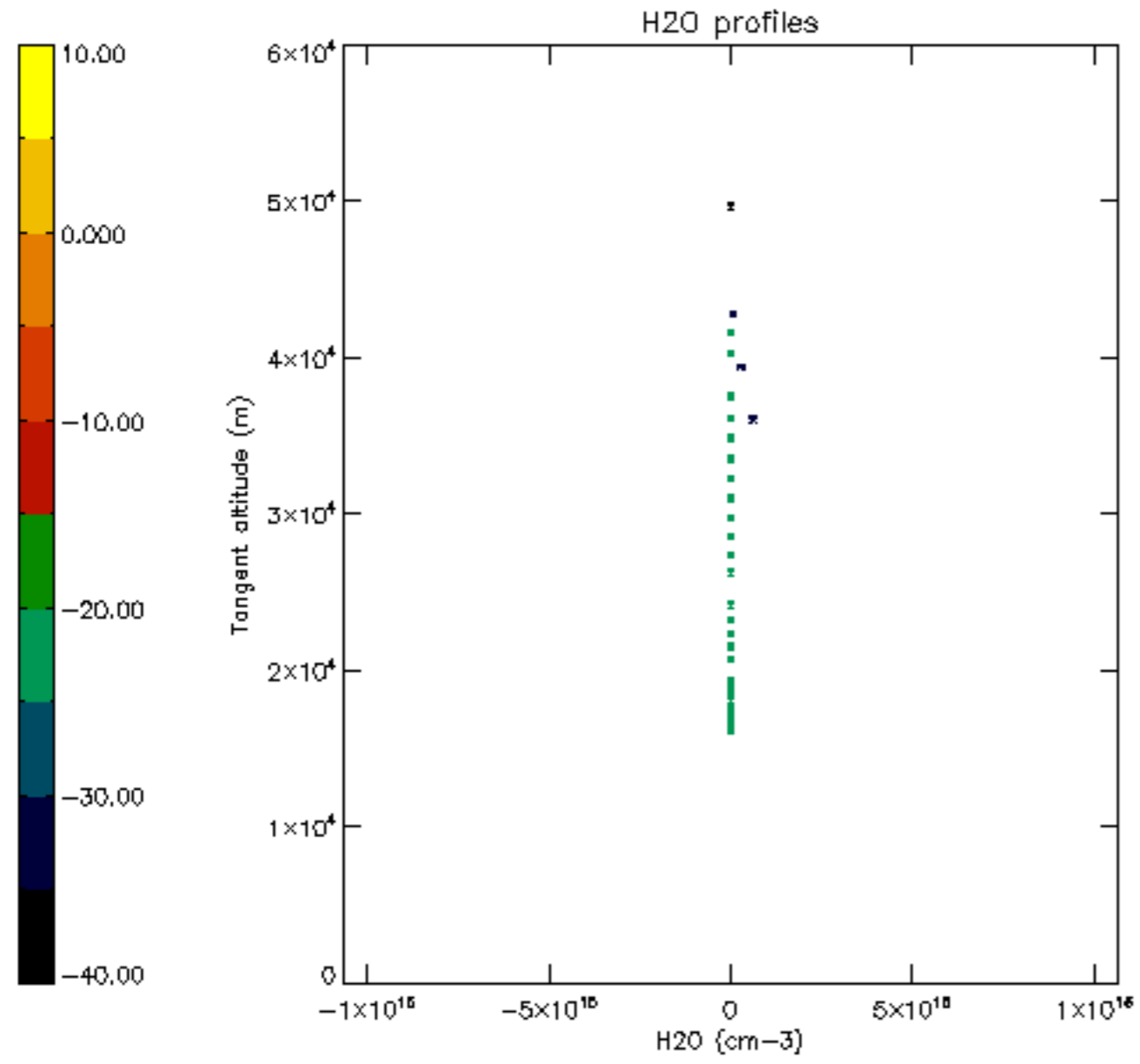


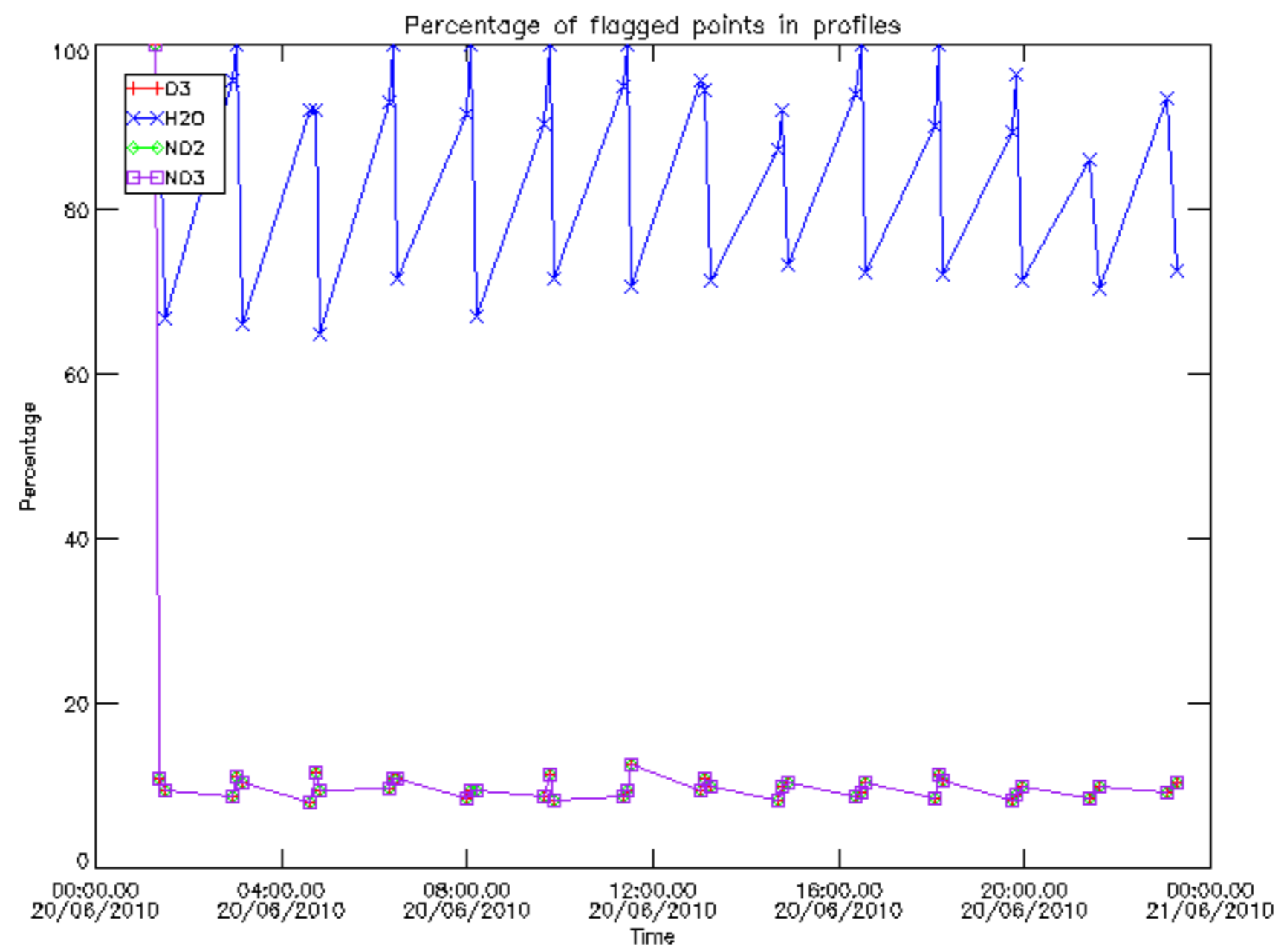




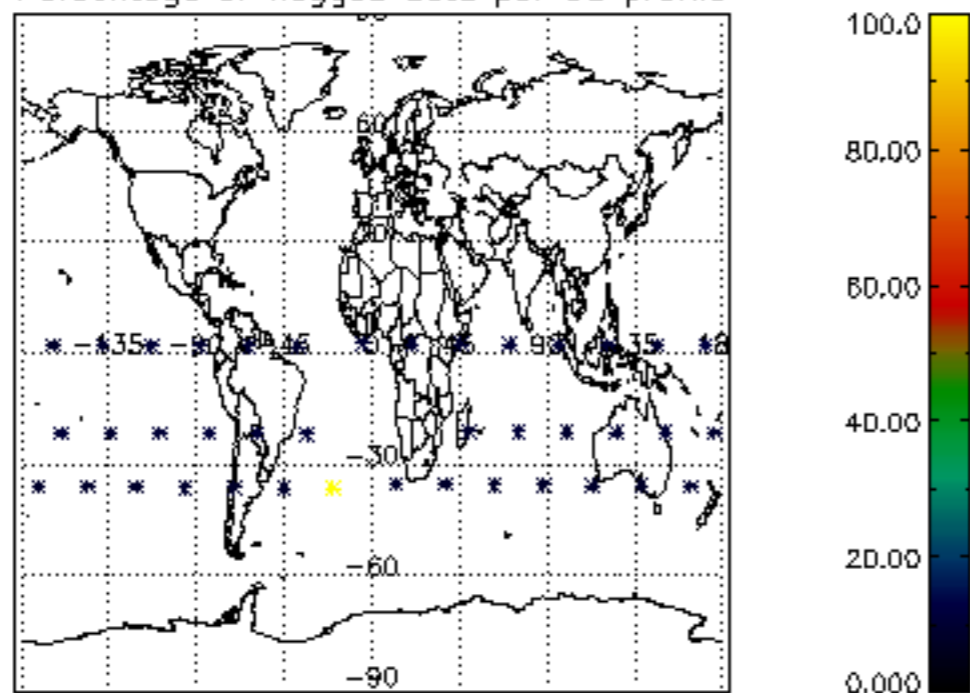




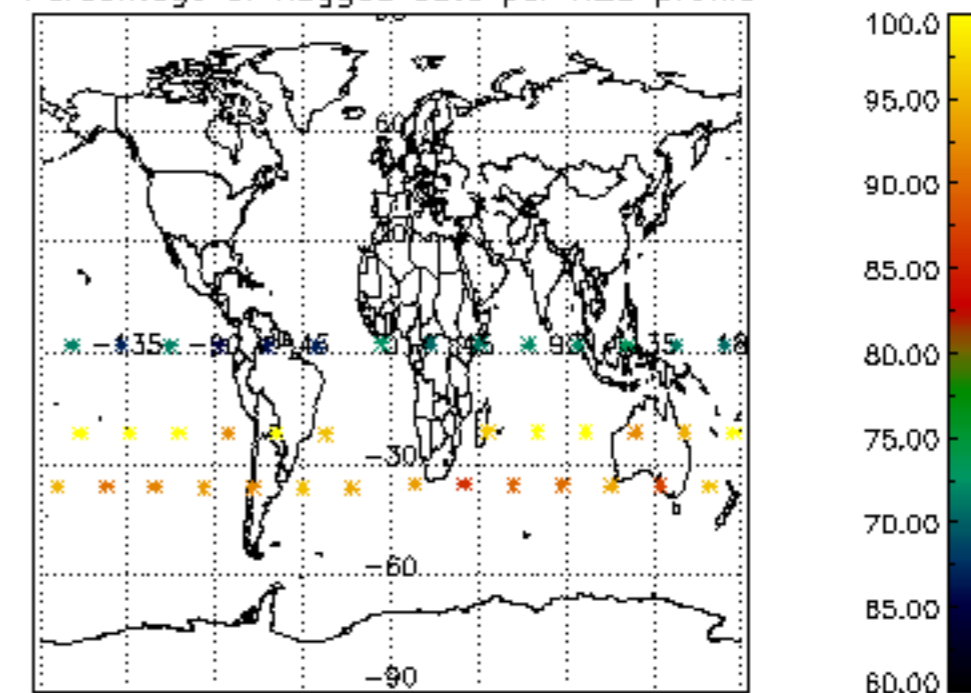




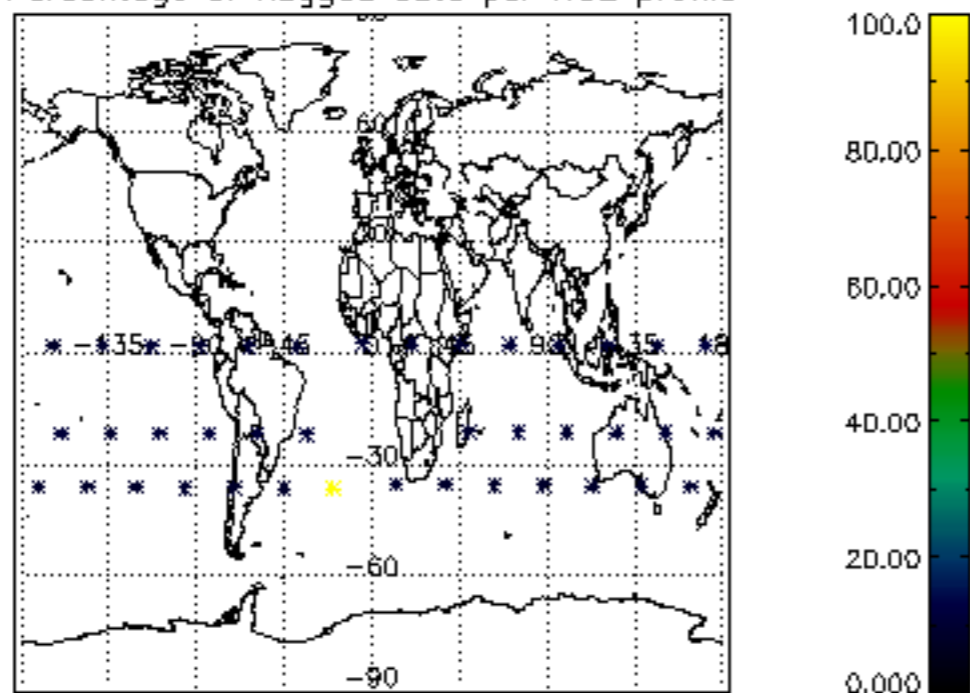
Percentage of flagged data per D3 profile



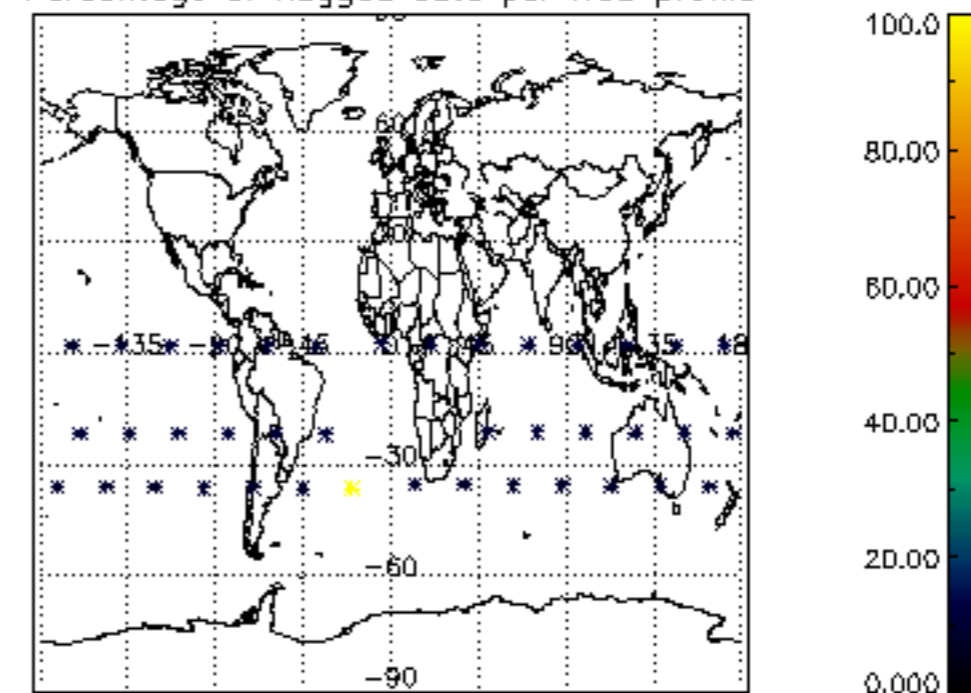
Percentage of flagged data per H2O profile

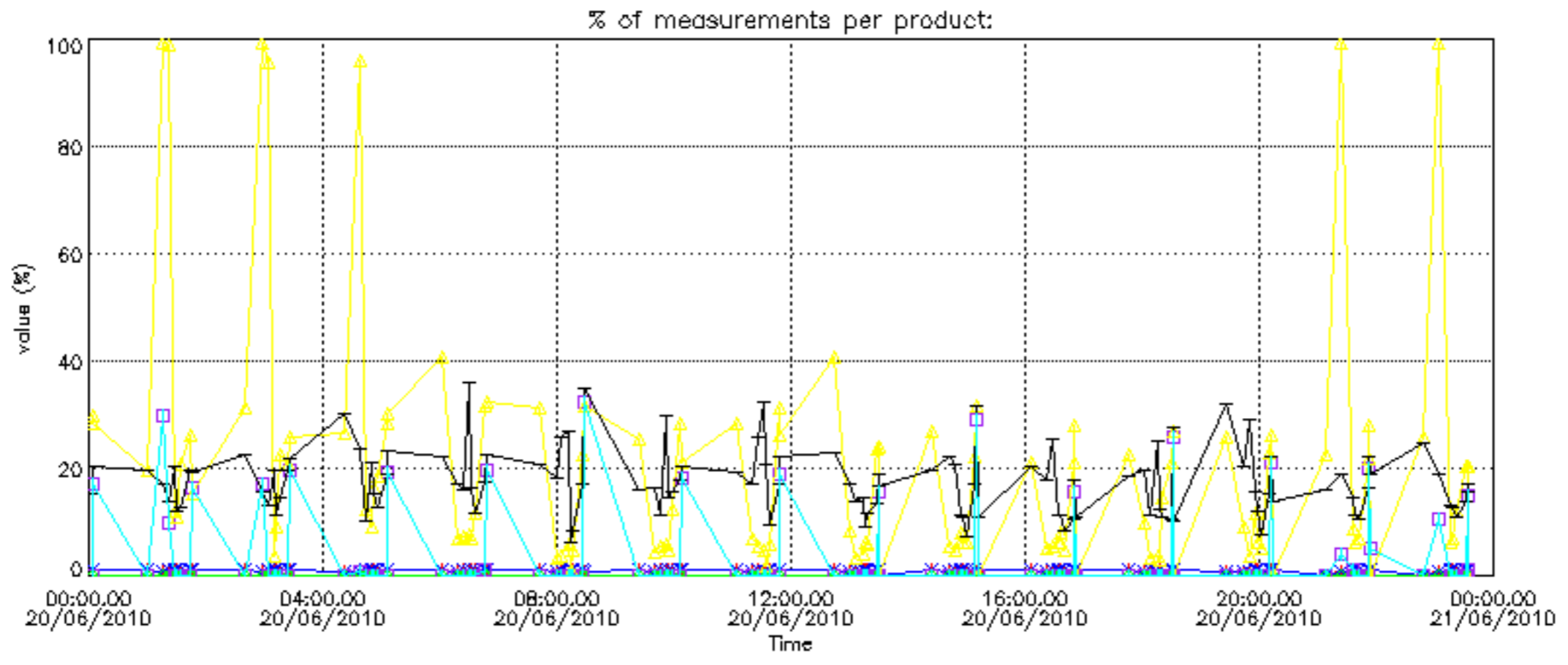


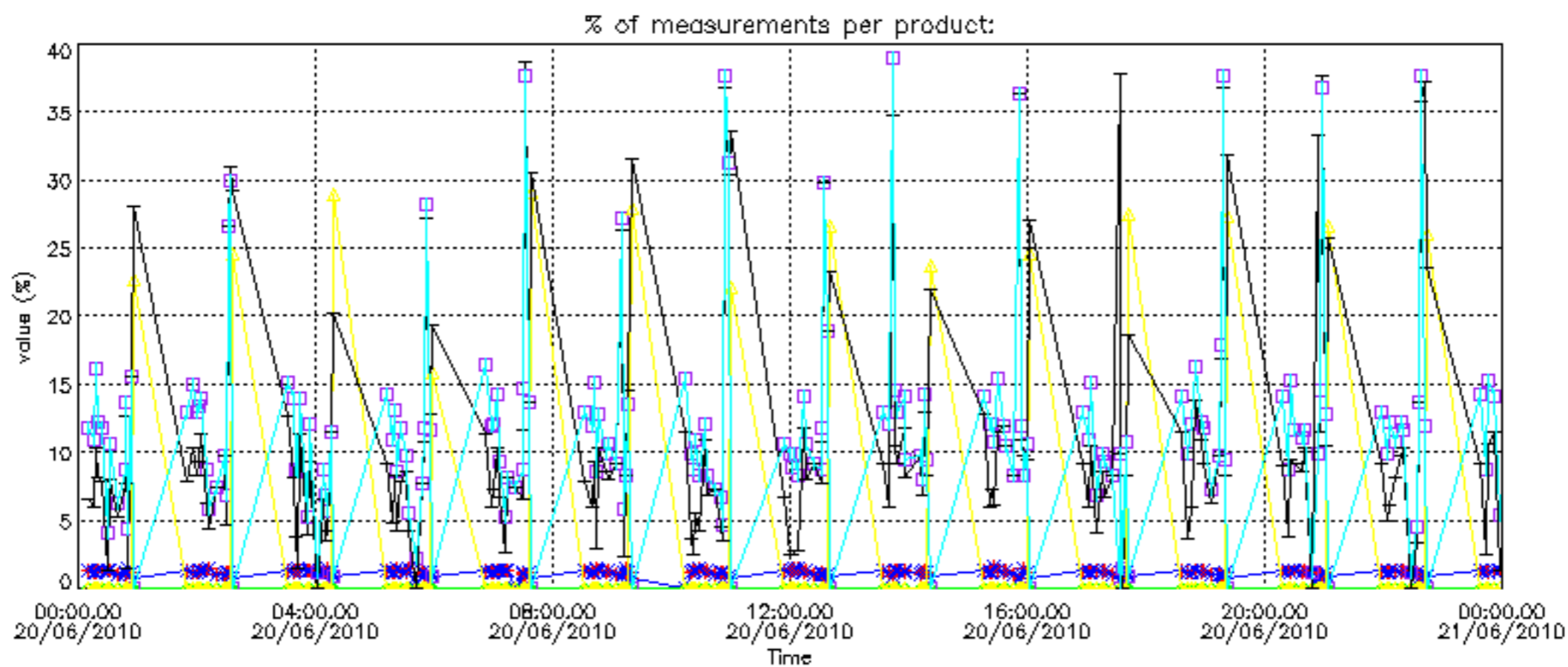
Percentage of flagged data per NO2 profile



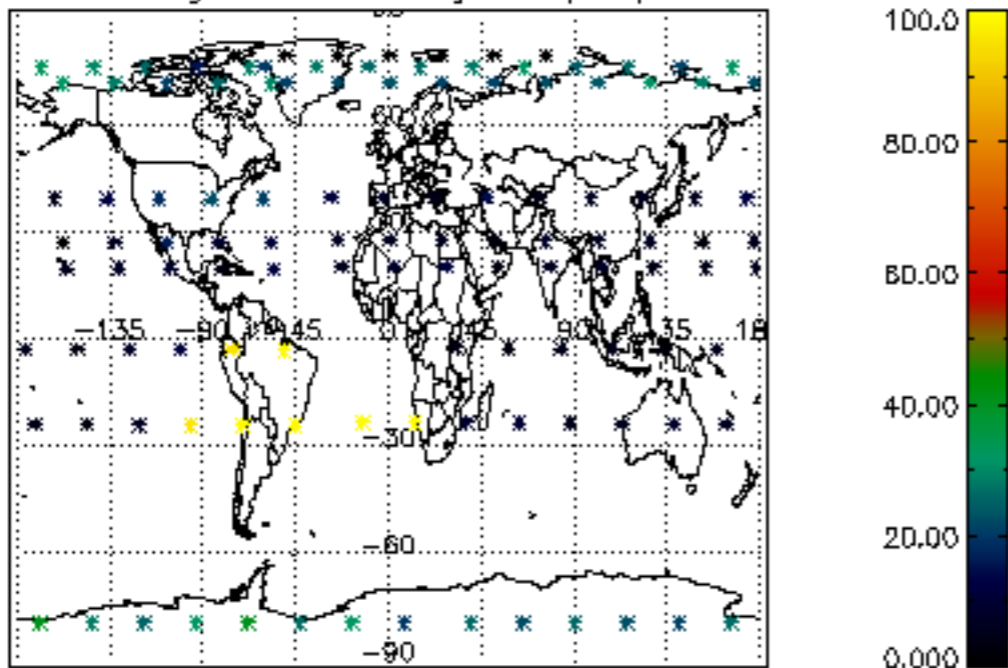
Percentage of flagged data per NO3 profile



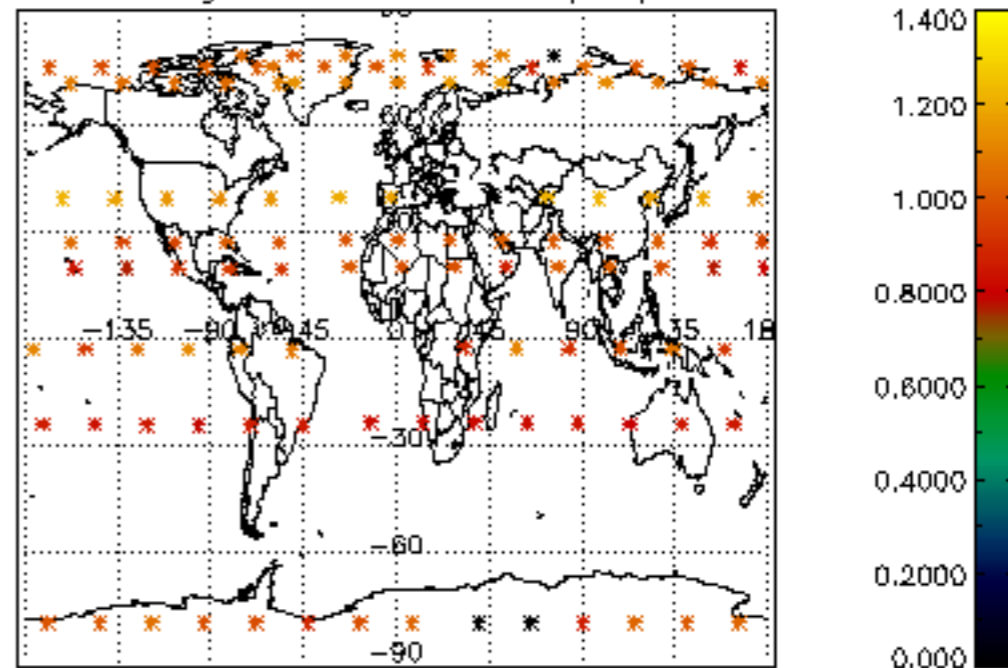




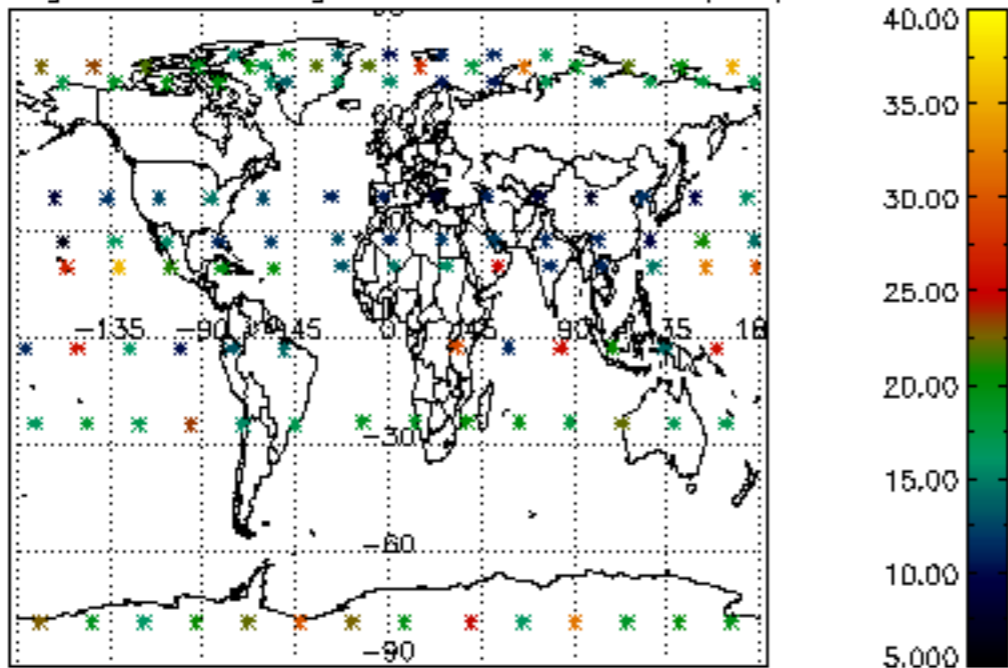
Percentage of cosmic ray hits per profile



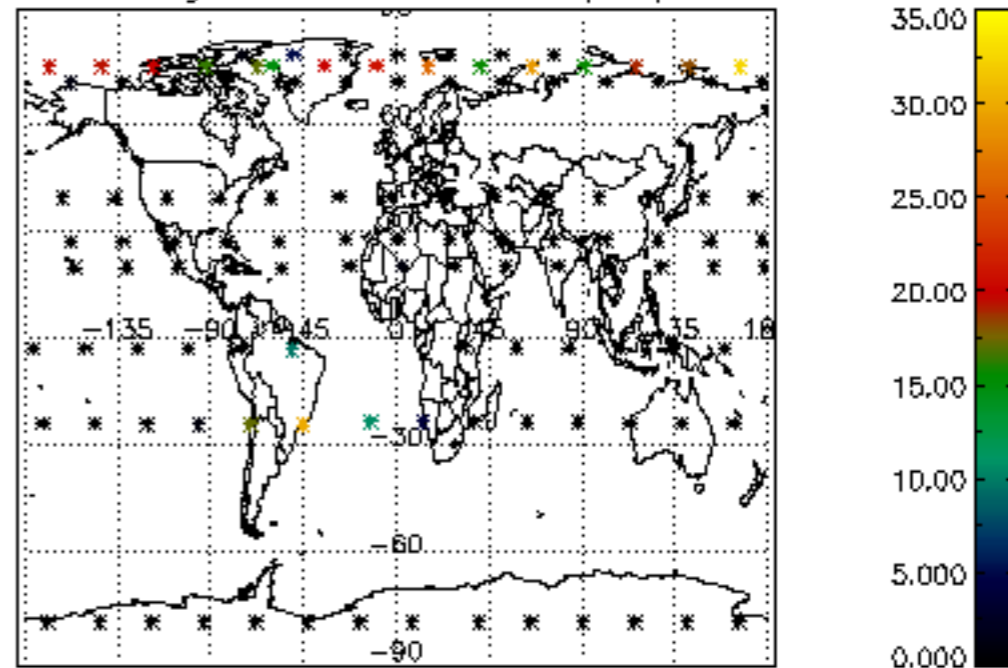
Percentage of datation errors per profile



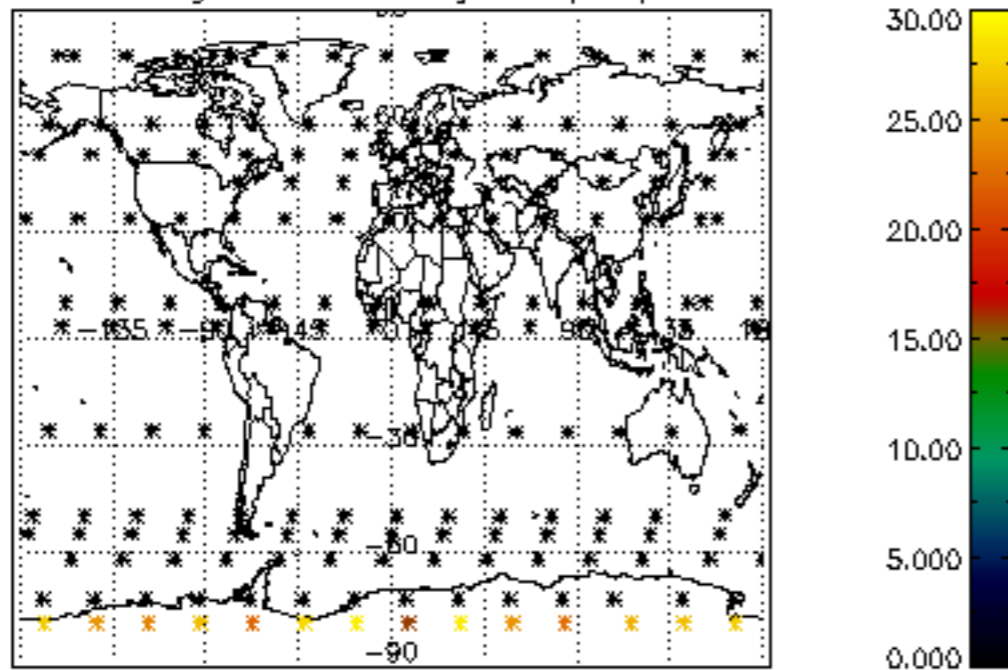
Percentage of star falling outside central band per profile



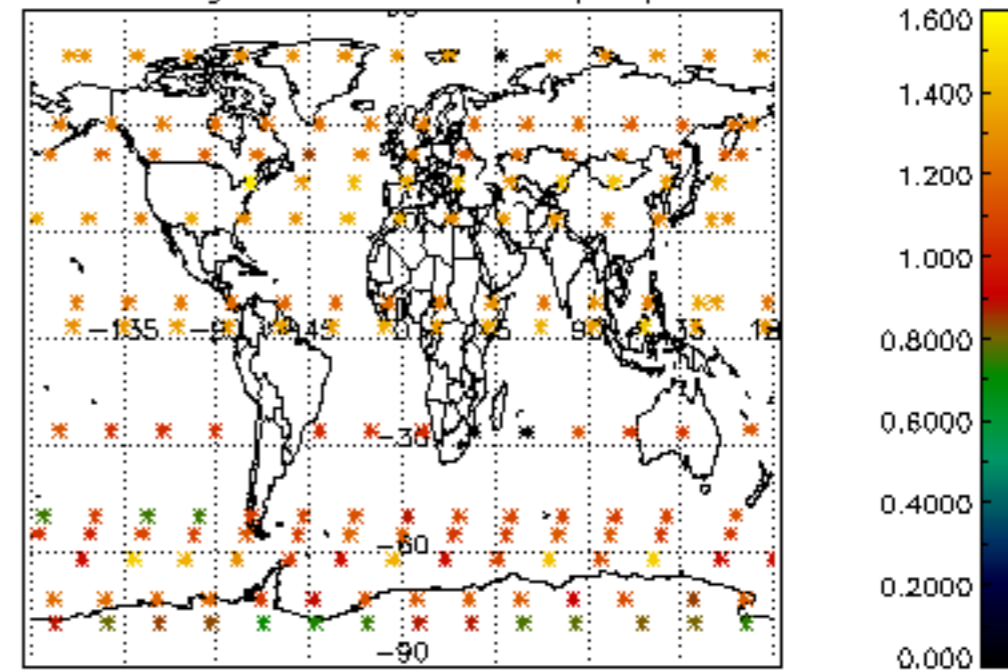
Percentage of saturation errors per profile



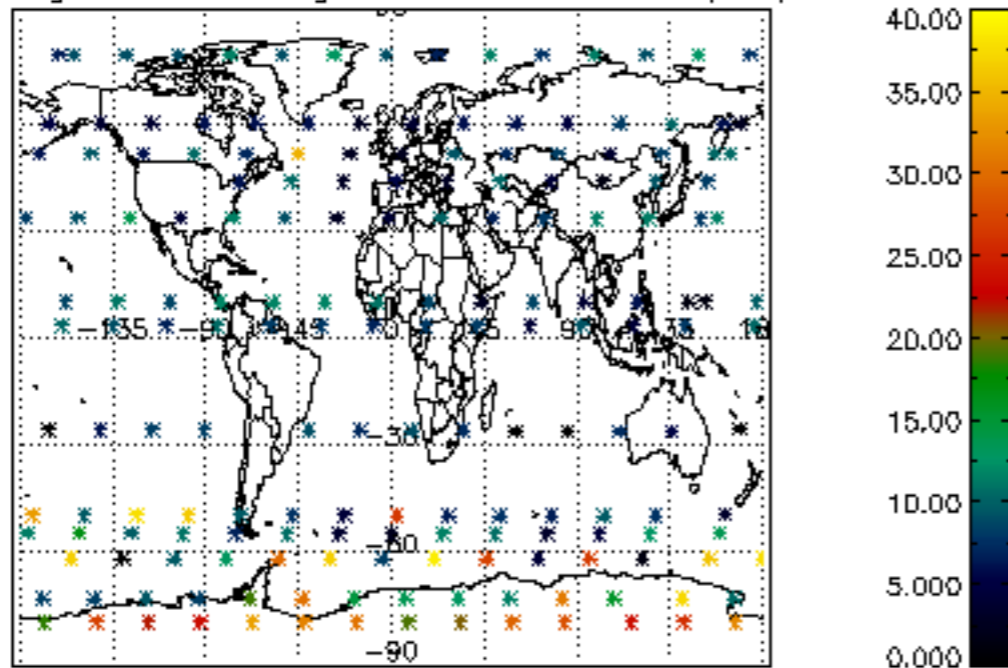
Percentage of cosmic ray hits per profile



Percentage of datation errors per profile



Percentage of star falling outside central band per profile



Percentage of saturation errors per profile

