

GOMOS Level 2 Daily Report

SUMMARY

[1. General Info](#)

[2. Summary of processed GOM_NL_2P products](#)

[3. Level 2 Quality information per product](#)

[3.1 Plot of level 2 quality information per product \(time dependant\)](#)

[3.2 Plot of level 2 quality information per product \(world map\)](#)

[4. Level 1 Quality information per product \(stored on level 2 products\)](#)

[4.1 Plot of level 1 quality information per product \(time dependant\)](#)

[4.1.1 Plot of level 1 quality information per product \(time dependant\): ASCENDING](#)

[4.1.2 Plot of level 1 quality information per product \(time dependant\): DESCENDING](#)

[4.2 Plot of level 1 quality information per product \(world map\)](#)

[4.2.1 Plot of level 1 quality information per product \(world map\): ASCENDING](#)

[4.2.2 Plot of level 1 quality information per product \(world map\): DESCENDING](#)

[5. Ozone profiles based on quality statistics and other trace gas profiles](#)

[5.1 Ozone statistics based on quality of products](#)

[5.2 Plot ozone profiles for all STD \(dark without errors\)](#)

[5.3 Plot ozone profiles where STD < 20% \(dark without errors\)](#)

[5.4. Plot ozone profiles where STD < 10% \(dark without errors\)](#)

[5.5. Plot ozone profiles where STD < 5% \(dark without errors\)](#)

[5.6 Plot NO2 profiles for all STD \(dark without errors\)](#)

[5.7 Plot NO3 profiles for all STD \(dark without errors\)](#)

[5.8 Plot H2O profiles \(only for occultations of stars 1,2,3,4,13,14,16,26,63 dark without errors\) for all STD](#)

[6. Auxiliary Data Files used for the production reported in section 2](#)

This report presents the daily analysis on parameters extracted from GOMOS level 2 data (GOM_NL__2P). It is intended to monitor some important parameters that will impact the quality of these products. A list of level 2 products (and content) that have arrived during the reporting day to the PCF is also given.

Item	Value
Time of report generation	29APR2013 12:07:24
Data source version	GOMOS/6.01
Start time of products	19-06-2010 (19JUN2010 00:00:00)
Stop time of products	20-06-2010 (20JUN2010 00:00:00)
Store outputs in DB	Yes
Nb of level 2 prods	303
Nb of prods with errors	0

2. Summary of processed GOM_NL__2P products.

Nr	Filename	UTC Start time	Limb	Duration	Star Id	Star Name	Star Mag	Star Temp	Nb Meas	Orbit	Prod. error
1	GOM_NL__2PRFIN20100619_000717_000000562090_00259_43399_5344.N1	19-JUN-2010 00:07:17	Dark	56.000	52	16Bet Cet	2.0370	4500.0	112	43399	No
2	GOM_NL__2PRFIN20100619_001319_000000482090_00259_43399_5345.N1	19-JUN-2010 00:13:19	Dark	48.000	84	Alp Phe	2.3970	4500.0	96	43399	No
3	GOM_NL__2PRFIN20100619_001939_000000502090_00260_43400_5332.N1	19-JUN-2010 00:19:39	Dark	49.500	63	Bet Gru	2.1500	2800.0	99	43400	No
4	GOM_NL__2PRFIN20100619_002142_000000482090_00260_43400_5333.N1	19-JUN-2010 00:21:42	Straylight	48.000	31	Alp Gru	1.7340	15200.	96	43400	No
5	GOM_NL__2PRFIN20100619_002516_000000422090_00260_43400_5334.N1	19-JUN-2010 00:25:16	Straylight	42.000	45	Alp Pav	1.9400	26000.	84	43400	No
6	GOM_NL__2PRFIN20100619_003455_000000432090_00260_43400_5335.N1	19-JUN-2010 00:34:55	Twilight	43.000	25	35Lam Sco	1.6200	28000.	86	43400	No
7	GOM_NL__2PRFIN20100619_003613_000000502090_00260_43400_5336.N1	19-JUN-2010 00:36:13	Twilight	49.500	116	19Del Sgr	2.7000	4100.0	99	43400	No
8	GOM_NL__2PRFIN20100619_003731_000000452090_00260_43400_5337.N1	19-JUN-2010 00:37:31	Bright	45.000	137	22Lam Sgr	2.8240	4400.0	90	43400	No
9	GOM_NL__2PRFIN20100619_004124_000000392090_00260_43400_5338.N1	19-JUN-2010 00:41:24	Bright	38.500	86	35Eta Oph	2.4300	10200.	77	43400	No
10	GOM_NL__2PRFIN20100619_004743_000000422090_00260_43400_5339.N1	19-JUN-2010 00:47:43	Bright	41.500	126	60Bet Oph	2.7700	4250.0	83	43400	No
11	GOM_NL__2PRFIN20100619_005011_000000472090_00260_43400_5340.N1	19-JUN-2010 00:50:11	Bright	46.500	59	55Alp Oph	2.0800	8900.0	93	43400	No
12	GOM_NL__2PRFIN20100619_005219_000000362090_00260_43400_5341.N1	19-JUN-2010 00:52:19	Bright	36.000	127	27Bet Her	2.7810	4700.0	72	43400	No
13	GOM_NL__2PRFIN20100619_005517_000000362090_00260_43400_5342.N1	19-JUN-2010 00:55:17	Bright	35.500	133	40Zet Her	2.8070	6000.0	71	43400	No
14	GOM_NL__2PRFIN20100619_010157_000000382090_00260_43400_5343.N1	19-JUN-2010 01:01:57	Bright	37.500	130	23Bet Dra	2.7990	5800.0	75	43400	No
15	GOM_NL__2PRFIN20100619_010342_000000502090_00260_43400_5344.N1	19-JUN-2010 01:03:42	Bright	50.000	119	14Eta Dra	2.7270	4700.0	100	43400	No
16	GOM_NL__2PRFIN20100619_011208_000000482090_00260_43400_5345.N1	19-JUN-2010 01:12:08	Bright	47.500	89	5Alp Cep	2.4510	8000.0	95	43400	No
17	GOM_NL__2PRFIN20100619_011848_000000432090_00260_43400_5346.N1	19-JUN-2010 01:18:48	Bright	43.000	74	11Bet Cas	2.2680	6600.0	86	43400	No
18	GOM_NL__2PRFIN20100619_012014_000000642090_00260_43400_5347.N1	19-JUN-2010 01:20:14	Bright	64.000	68	18Alp Cas	2.2250	4500.0	128	43400	No
19	GOM_NL__2PRFIN20100619_012208_000000362090_00260_43400_5348.N1	19-JUN-2010 01:22:08	Bright	36.000	160	23Gam Per	2.9300	4700.0	72	43400	No
20	GOM_NL__2PRFIN20100619_012535_000000582090_00260_43400_5349.N1	19-JUN-2010 01:25:35	Bright	58.000	73	57Gam1And	2.2600	13100.	116	43400	No
21	GOM_NL__2PRFIN20100619_012754_000000462090_00260_43400_5350.N1	19-JUN-2010 01:27:54	Bright	45.500	173	4Bet Tri	3.0040	8900.0	91	43400	No
22	GOM_NL__2PRFIN20100619_013135_000000502090_00260_43400_5351.N1	19-JUN-2010 01:31:35	Twilight	49.500	50	13Alp Ari	2.0070	4250.0	99	43400	No
23	GOM_NL__2PRFIN20100619_014754_000000622090_00260_43400_5352.N1	19-JUN-2010 01:47:54	Dark	61.500	52	16Bet Cet	2.0370	4500.0	123	43400	No
24	GOM_NL__2PRFIN20100619_020016_000000622090_00261_43401_5340.N1	19-JUN-2010 02:00:16	Dark	61.500	63	Bet Gru	2.1500	2800.0	123	43401	No
25	GOM_NL__2PRFIN20100619_020219_000000512090_00261_43401_5341.N1	19-JUN-2010 02:02:19	Straylight	51.000	31	Alp Gru	1.7340	15200.	102	43401	No
26	GOM_NL__2PRFIN20100619_020552_000000442090_00261_43401_5342.N1	19-JUN-2010 02:05:52	Straylight	44.000	45	Alp Pav	1.9400	26000.	88	43401	No
27	GOM_NL__2PRFIN20100619_021531_000000442090_00261_43401_5343.N1	19-JUN-2010 02:15:31	Twilight	43.500	25	35Lam Sco	1.6200	28000.	87	43401	No
28	GOM_NL__2PRFIN20100619_021649_000000522090_00261_43401_5344.N1	19-JUN-2010 02:16:49	Twilight	52.000	116	19Del Sgr	2.7000	4100.0	104	43401	No
29	GOM_NL__2PRFIN20100619_021808_000000522090_00261_43401_5345.N1	19-JUN-2010 02:18:08	Bright	52.000	137	22Lam Sgr	2.8240	4400.0	104	43401	No
30	GOM_NL__2PRFIN20100619_022200_000000402090_00261_43401_5346.N1	19-JUN-2010 02:22:00	Bright	39.500	86	35Eta Oph	2.4300	10200.	79	43401	No
31	GOM_NL__2PRFIN20100619_022819_000000422090_00261_43401_5347.N1	19-JUN-2010 02:28:19	Bright	41.500	126	60Bet Oph	2.7700	4250.0	83	43401	No
32	GOM_NL__2PRFIN20100619_023047_000000422090_00261_43401_5348.N1	19-JUN-2010 02:30:47	Bright	41.500	59	55Alp Oph	2.0800	8900.0	83	43401	No
33	GOM_NL__2PRFIN20100619_023255_000000382090_00261_43401_5349.N1	19-JUN-2010 02:32:55	Bright	38.000	127	27Bet Her	2.7810	4700.0	76	43401	No
34	GOM_NL__2PRFIN20100619_023553_000000382090_00261_43401_5350.N1	19-JUN-2010 02:35:53	Bright	37.500	133	40Zet Her	2.8070	6000.0	75	43401	No
35	GOM_NL__2PRFIN20100619_024233_000000382090_00261_43401_5351.N1	19-JUN-2010 02:42:33	Bright	38.000	130	23Bet Dra	2.7990	5800.0	76	43401	No
36	GOM_NL__2PRFIN20100619_024417_000000332090_00261_43401_5352.N1	19-JUN-2010 02:44:17	Bright	33.000	119	14Eta Dra	2.7270	4700.0	66	43401	No
37	GOM_NL__2PRFIN20100619_025243_000000482090_00261_43401_5353.N1	19-JUN-2010 02:52:43	Bright	48.000	89	5Alp Cep	2.4510	8000.0	96	43401	No
38	GOM_NL__2PRFIN20100619_025923_000000472090_00261_43401_5354.N1	19-JUN-2010 02:59:23	Bright	47.000	74	11Bet Cas	2.2680	6600.0	94	43401	No
39	GOM_NL__2PRFIN20100619_030050_000000452090_00261_43401_5355.N1	19-JUN-2010 03:00:50	Bright	44.500	68	18Alp Cas	2.2250	4500.0	89	43401	No
40	GOM_NL__2PRFIN20100619_030244_000000532090_00261_43401_5356.N1	19-JUN-2010 03:02:44	Bright	53.000	160	23Gam Per	2.9300	4700.0	106	43401	No
41	GOM_NL__2PRFIN20100619_030611_000000532090_00261_43401_5357.N1	19-JUN-2010 03:06:11	Bright	53.000	73	57Gam1And	2.2600	13100.	106	43401	No
42	GOM_NL__2PRFIN20100619_030830_000000442090_00261_43401_5358.N1	19-JUN-2010 03:08:30	Bright	43.500	173	4Bet Tri	3.0040	8900.0	87	43401	No

43	GOM_NL__2PRFIN20100619_031211_000000492090_00261_43401_5359.N1	19-JUN-2010 03:12:11	Twilight	48.500	50	13Alp Ari	2.0070	4250.0	97	43401	No
44	GOM_NL__2PRFIN20100619_032832_000000582090_00261_43401_5360.N1	19-JUN-2010 03:28:32	Dark	57.500	52	16Bet Cet	2.0370	4500.0	115	43401	No
45	GOM_NL__2PRFIN20100619_034053_000000572090_00262_43402_5348.N1	19-JUN-2010 03:40:53	Dark	56.500	63	Bet Gru	2.1500	2800.0	113	43402	No
46	GOM_NL__2PRFIN20100619_034256_000000472090_00262_43402_5349.N1	19-JUN-2010 03:42:56	Straylight	46.500	31	Alp Gru	1.7340	15200.	93	43402	No
47	GOM_NL__2PRFIN20100619_034629_000000412090_00262_43402_5350.N1	19-JUN-2010 03:46:29	Straylight	40.500	45	Alp Pav	1.9400	26000.	81	43402	No
48	GOM_NL__2PRFIN20100619_035607_000000422090_00262_43402_5351.N1	19-JUN-2010 03:56:07	Twi_and_stray	41.500	25	35Lam Sco	1.6200	28000.	83	43402	No
49	GOM_NL__2PRFIN20100619_035726_000000522090_00262_43402_5352.N1	19-JUN-2010 03:57:26	Twi_and_stray	52.000	116	19Del Sgr	2.7000	4100.0	104	43402	No
50	GOM_NL__2PRFIN20100619_035844_000000502090_00262_43402_5353.N1	19-JUN-2010 03:58:44	Bright	50.000	137	22Lam Sgr	2.8240	4400.0	100	43402	No
51	GOM_NL__2PRFIN20100619_040236_000000392090_00262_43402_5354.N1	19-JUN-2010 04:02:36	Bright	38.500	86	35Eta Oph	2.4300	10200.	77	43402	No
52	GOM_NL__2PRFIN20100619_040855_000000412090_00262_43402_5355.N1	19-JUN-2010 04:08:55	Bright	41.000	126	60Bet Oph	2.7700	4250.0	82	43402	No
53	GOM_NL__2PRFIN20100619_041123_000000412090_00262_43402_5356.N1	19-JUN-2010 04:11:23	Bright	41.000	59	55Alp Oph	2.0800	8900.0	82	43402	No
54	GOM_NL__2PRFIN20100619_041331_000000362090_00262_43402_5357.N1	19-JUN-2010 04:13:31	Bright	35.500	127	27Bet Her	2.7810	4700.0	71	43402	No
55	GOM_NL__2PRFIN20100619_041629_000000382090_00262_43402_5358.N1	19-JUN-2010 04:16:29	Bright	38.000	133	40Zet Her	2.8070	6000.0	76	43402	No
56	GOM_NL__2PRFIN20100619_042308_000000422090_00262_43402_5359.N1	19-JUN-2010 04:23:08	Bright	41.500	130	23Bet Dra	2.7990	5800.0	83	43402	No
57	GOM_NL__2PRFIN20100619_042453_000000372090_00262_43402_5360.N1	19-JUN-2010 04:24:53	Bright	36.500	119	14Eta Dra	2.7270	4700.0	73	43402	No
58	GOM_NL__2PRFIN20100619_043319_000000462090_00262_43402_5361.N1	19-JUN-2010 04:33:19	Bright	46.000	89	5Alp Cep	2.4510	8000.0	92	43402	No
59	GOM_NL__2PRFIN20100619_043959_000000472090_00262_43402_5362.N1	19-JUN-2010 04:39:59	Bright	46.500	74	11Bet Cas	2.2680	6600.0	93	43402	No
60	GOM_NL__2PRFIN20100619_044126_000000432090_00262_43402_5363.N1	19-JUN-2010 04:41:26	Bright	42.500	68	18Alp Cas	2.2250	4500.0	85	43402	No
61	GOM_NL__2PRFIN20100619_044320_000000402090_00262_43402_5364.N1	19-JUN-2010 04:43:20	Bright	40.000	160	23Gam Per	2.9300	4700.0	80	43402	No
62	GOM_NL__2PRFIN20100619_044647_000000432090_00262_43402_5365.N1	19-JUN-2010 04:46:47	Bright	42.500	73	57Gam1And	2.2600	13100.	85	43402	No
63	GOM_NL__2PRFIN20100619_044906_000000452090_00262_43402_5366.N1	19-JUN-2010 04:49:06	Bright	44.500	173	4Bet Tri	3.0040	8900.0	89	43402	No
64	GOM_NL__2PRFIN20100619_045247_000000532090_00262_43402_5367.N1	19-JUN-2010 04:52:47	Twilight	53.000	50	13Alp Ari	2.0070	4250.0	106	43402	No
65	GOM_NL__2PRFIN20100619_050909_000000592090_00262_43402_5368.N1	19-JUN-2010 05:09:09	Dark	58.500	52	16Bet Cet	2.0370	4500.0	117	43402	No
66	GOM_NL__2PRFIN20100619_051509_000000492090_00262_43402_5369.N1	19-JUN-2010 05:15:09	Dark	48.500	84	Alp Phe	2.3970	4500.0	97	43402	No
67	GOM_NL__2PRFIN20100619_052130_000000562090_00263_43403_5376.N1	19-JUN-2010 05:21:30	Dark	56.000	63	Bet Gru	2.1500	2800.0	112	43403	No
68	GOM_NL__2PRFIN20100619_052333_000000482090_00263_43403_5377.N1	19-JUN-2010 05:23:33	Straylight	47.500	31	Alp Gru	1.7340	15200.	95	43403	No
69	GOM_NL__2PRFIN20100619_052706_000000422090_00263_43403_5378.N1	19-JUN-2010 05:27:06	Straylight	41.500	45	Alp Pav	1.9400	26000.	83	43403	No
70	GOM_NL__2PRFIN20100619_053643_000000452090_00263_43403_5379.N1	19-JUN-2010 05:36:43	Twi_and_stray	45.000	25	35Lam Sco	1.6200	28000.	90	43403	No
71	GOM_NL__2PRFIN20100619_053802_000000492090_00263_43403_5380.N1	19-JUN-2010 05:38:02	Twi_and_stray	49.000	116	19Del Sgr	2.7000	4100.0	98	43403	No
72	GOM_NL__2PRFIN20100619_053920_000000492090_00263_43403_5381.N1	19-JUN-2010 05:39:20	Bright	48.500	137	22Lam Sgr	2.8240	4400.0	97	43403	No
73	GOM_NL__2PRFIN20100619_054312_000000392090_00263_43403_5382.N1	19-JUN-2010 05:43:12	Bright	38.500	86	35Eta Oph	2.4300	10200.	77	43403	No
74	GOM_NL__2PRFIN20100619_054931_000000442090_00263_43403_5383.N1	19-JUN-2010 05:49:31	Bright	43.500	126	60Bet Oph	2.7700	4250.0	87	43403	No
75	GOM_NL__2PRFIN20100619_055158_000000422090_00263_43403_5384.N1	19-JUN-2010 05:51:58	Bright	41.500	59	55Alp Oph	2.0800	8900.0	83	43403	No
76	GOM_NL__2PRFIN20100619_055407_000000372090_00263_43403_5385.N1	19-JUN-2010 05:54:07	Bright	36.500	127	27Bet Her	2.7810	4700.0	73	43403	No
77	GOM_NL__2PRFIN20100619_055705_000000372090_00263_43403_5386.N1	19-JUN-2010 05:57:05	Bright	36.500	133	40Zet Her	2.8070	6000.0	73	43403	No
78	GOM_NL__2PRFIN20100619_060344_000000402090_00263_43403_5387.N1	19-JUN-2010 06:03:44	Bright	39.500	130	23Bet Dra	2.7990	5800.0	79	43403	No
79	GOM_NL__2PRFIN20100619_060529_000000382090_00263_43403_5388.N1	19-JUN-2010 06:05:29	Bright	37.500	119	14Eta Dra	2.7270	4700.0	75	43403	No
80	GOM_NL__2PRFIN20100619_061354_000000452090_00263_43403_5389.N1	19-JUN-2010 06:13:54	Bright	45.000	89	5Alp Cep	2.4510	8000.0	90	43403	No
81	GOM_NL__2PRFIN20100619_062034_000000462090_00263_43403_5390.N1	19-JUN-2010 06:20:34	Bright	46.000	74	11Bet Cas	2.2680	6600.0	92	43403	No
82	GOM_NL__2PRFIN20100619_062201_000000442090_00263_43403_5391.N1	19-JUN-2010 06:22:01	Bright	44.000	68	18Alp Cas	2.2250	4500.0	88	43403	No
83	GOM_NL__2PRFIN20100619_062356_000000452090_00263_43403_5392.N1	19-JUN-2010 06:23:56	Bright	45.000	160	23Gam Per	2.9300	4700.0	90	43403	No
84	GOM_NL__2PRFIN20100619_062723_000000442090_00263_43403_5393.N1	19-JUN-2010 06:27:23	Bright	43.500	73	57Gam1And	2.2600	13100.	87	43403	No
85	GOM_NL__2PRFIN20100619_062942_000000442090_00263_43403_5394.N1	19-JUN-2010 06:29:42	Bright	44.000	173	4Bet Tri	3.0040	8900.0	88	43403	No
86	GOM_NL__2PRFIN20100619_063323_000000472090_00263_43403_5395.N1	19-JUN-2010 06:33:23	Twilight	47.000	50	13Alp Ari	2.0070	4250.0	94	43403	No
87	GOM_NL__2PRFIN20100619_064946_000000542090_00263_43403_5396.N1	19-JUN-2010 06:49:46	Dark	53.500	52	16Bet Cet	2.0370	4500.0	107	43403	No
88	GOM_NL__2PRFIN20100619_065546_000000552090_00263_43403_5397.N1	19-JUN-2010 06:55:46	Dark	54.500	84	Alp Phe	2.3970	4500.0	109	43403	No
89	GOM_NL__2PRFIN20100619_070207_000000522090_00264_43404_5384.N1	19-JUN-2010 07:02:07	Dark	51.500	63	Bet Gru	2.1500	2800.0	103	43404	No
90	GOM_NL__2PRFIN20100619_070410_000000482090_00264_43404_5385.N1	19-JUN-2010 07:04:10	Straylight	47.500	31	Alp Gru	1.7340	15200.	95	43404	No
91	GOM_NL__2PRFIN20100619_070742_000000432090_00264_43404_5386.N1	19-JUN-2010 07:07:42	Straylight	42.500	45	Alp Pav	1.9400	26000.	85	43404	No
92	GOM_NL__2PRFIN20100619_071720_000000432090_00264_43404_5387.N1	19-JUN-2010 07:17:20	Twi_and_stray	43.000	25	35Lam Sco	1.6200	28000.	86	43404	No
93	GOM_NL__2PRFIN20100619_071956_000000492090_00264_43404_5388.N1	19-JUN-2010 07:19:56	Bright	48.500	137	22Lam Sgr	2.8240	4400.0	97	43404	No
94	GOM_NL__2PRFIN20100619_072348_000000392090_00264_43404_5389.N1	19-JUN-2010 07:23:48	Bright	39.000	86	35Eta Oph	2.4300	10200.	78	43404	No
95	GOM_NL__2PRFIN20100619_073007_000000432090_00264_43404_5390.N1	19-JUN-2010 07:30:07	Bright	42.500	126	60Bet Oph	2.7700	4250.0	85	43404	No
96	GOM_NL__2PRFIN20100619_073234_000000432090_00264_43404_5391.N1	19-JUN-2010 07:32:34	Bright	43.000	59	55Alp Oph	2.0800	8900.0	86	43404	No
97	GOM_NL__2PRFIN20100619_073443_000000392090_00264_43404_5392.N1	19-JUN-2010 07:34:43	Bright	39.000	127	27Bet Her	2.7810	4700.0	78	43404	No
98	GOM_NL__2PRFIN20100619_073741_000000382090_00264_43404_5393.N1	19-JUN-2010 07:37:41	Bright	37.500	133	40Zet Her	2.8070	6000.0	75	43404	No
99	GOM_NL__2PRFIN20100619_074420_000000412090_00264_43404_5394.N1	19-JUN-2010 07:44:20	Bright	41.000	130	23Bet Dra	2.7990	5800.0	82	43404	No
100	GOM_NL__2PRFIN20100619_074605_000000382090_00264_43404_5395.N1	19-JUN-2010 07:46:05	Bright	37.500	119	14Eta Dra	2.7270	4700.0	75	43404	No
101	GOM_NL__2PRFIN20100619_075430_000000472090_00264_43404_5396.N1	19-JUN-2010 07:54:30	Bright	47.000	89	5Alp Cep	2.4510	8000.0	94	43404	No

102	GOM_NL__2PRFIN20100619_080110_000000472090_00264_43404_5397.N1	19-JUN-2010 08:01:10	Bright	47.000	74	11Bet Cas	2.2680	6600.0	94	43404	No
103	GOM_NL__2PRFIN20100619_080237_000000462090_00264_43404_5398.N1	19-JUN-2010 08:02:37	Bright	45.500	68	18Alp Cas	2.2250	4500.0	91	43404	No
104	GOM_NL__2PRFIN20100619_080433_000000412090_00264_43404_5399.N1	19-JUN-2010 08:04:33	Bright	41.000	160	23Gam Per	2.9300	4700.0	82	43404	No
105	GOM_NL__2PRFIN20100619_080759_000000422090_00264_43404_5400.N1	19-JUN-2010 08:07:59	Bright	41.500	73	57Gam1And	2.2600	13100.	83	43404	No
106	GOM_NL__2PRFIN20100619_081019_000000442090_00264_43404_5401.N1	19-JUN-2010 08:10:19	Bright	43.500	173	4Bet Tri	3.0040	8900.0	87	43404	No
107	GOM_NL__2PRFIN20100619_081400_000000482090_00264_43404_5402.N1	19-JUN-2010 08:14:00	Twilight	47.500	50	13Alp Ari	2.0070	4250.0	95	43404	No
108	GOM_NL__2PRFIN20100619_083023_000000552090_00264_43404_5403.N1	19-JUN-2010 08:30:23	Dark	54.500	52	16Bet Cet	2.0370	4500.0	109	43404	No
109	GOM_NL__2PRFIN20100619_083623_000000472090_00264_43404_5404.N1	19-JUN-2010 08:36:23	Dark	47.000	84	Alp Phe	2.3970	4500.0	94	43404	No
110	GOM_NL__2PRFIN20100619_084244_000000632090_00265_43405_5392.N1	19-JUN-2010 08:42:44	Dark	63.000	63	Bet Gru	2.1500	2800.0	126	43405	No
111	GOM_NL__2PRFIN20100619_084447_000000522090_00265_43405_5393.N1	19-JUN-2010 08:44:47	Straylight	52.000	31	Alp Gru	1.7340	15200.	104	43405	No
112	GOM_NL__2PRFIN20100619_084819_000000432090_00265_43405_5394.N1	19-JUN-2010 08:48:19	Straylight	43.000	45	Alp Pav	1.9400	26000.	86	43405	No
113	GOM_NL__2PRFIN20100619_085758_000000422090_00265_43405_5395.N1	19-JUN-2010 08:57:58	Tw_i_and_stray	41.500	25	35Lam Sco	1.6200	28000.	83	43405	No
114	GOM_NL__2PRFIN20100619_090032_000000492090_00265_43405_5396.N1	19-JUN-2010 09:00:32	Bright	48.500	137	22Lam Sgr	2.8240	4400.0	97	43405	No
115	GOM_NL__2PRFIN20100619_090424_000000382090_00265_43405_5397.N1	19-JUN-2010 09:04:24	Bright	37.500	86	35Eta Oph	2.4300	10200.	75	43405	No
116	GOM_NL__2PRFIN20100619_091042_000000422090_00265_43405_5398.N1	19-JUN-2010 09:10:42	Bright	41.500	126	60Bet Oph	2.7700	4250.0	83	43405	No
117	GOM_NL__2PRFIN20100619_091310_000000432090_00265_43405_5399.N1	19-JUN-2010 09:13:10	Bright	42.500	59	55Alp Oph	2.0800	8900.0	85	43405	No
118	GOM_NL__2PRFIN20100619_091519_000000362090_00265_43405_5400.N1	19-JUN-2010 09:15:19	Bright	35.500	127	27Bet Her	2.7810	4700.0	71	43405	No
119	GOM_NL__2PRFIN20100619_091816_000000392090_00265_43405_5401.N1	19-JUN-2010 09:18:16	Bright	39.000	133	40Zet Her	2.8070	6000.0	78	43405	No
120	GOM_NL__2PRFIN20100619_092455_000000392090_00265_43405_5402.N1	19-JUN-2010 09:24:55	Bright	38.500	130	23Bet Dra	2.7990	5800.0	77	43405	No
121	GOM_NL__2PRFIN20100619_092641_000000512090_00265_43405_5403.N1	19-JUN-2010 09:26:41	Bright	50.500	119	14Eta Dra	2.7270	4700.0	101	43405	No
122	GOM_NL__2PRFIN20100619_093505_000000492090_00265_43405_5404.N1	19-JUN-2010 09:35:05	Bright	48.500	89	5Alp Cep	2.4510	8000.0	97	43405	No
123	GOM_NL__2PRFIN20100619_094145_000000452090_00265_43405_5405.N1	19-JUN-2010 09:41:45	Bright	45.000	74	11Bet Cas	2.2680	6600.0	90	43405	No
124	GOM_NL__2PRFIN20100619_094313_000000482090_00265_43405_5406.N1	19-JUN-2010 09:43:13	Bright	48.000	68	18Alp Cas	2.2250	4500.0	96	43405	No
125	GOM_NL__2PRFIN20100619_094508_000000372090_00265_43405_5407.N1	19-JUN-2010 09:45:08	Bright	36.500	160	23Gam Per	2.9300	4700.0	73	43405	No
126	GOM_NL__2PRFIN20100619_094835_000000442090_00265_43405_5408.N1	19-JUN-2010 09:48:35	Bright	43.500	73	57Gam1And	2.2600	13100.	87	43405	No
127	GOM_NL__2PRFIN20100619_095055_000000462090_00265_43405_5409.N1	19-JUN-2010 09:50:55	Bright	45.500	173	4Bet Tri	3.0040	8900.0	91	43405	No
128	GOM_NL__2PRFIN20100619_095436_000000542090_00265_43405_5410.N1	19-JUN-2010 09:54:36	Twilight	53.500	50	13Alp Ari	2.0070	4250.0	107	43405	No
129	GOM_NL__2PRFIN20100619_101100_000000602090_00265_43405_5411.N1	19-JUN-2010 10:11:00	Dark	60.000	52	16Bet Cet	2.0370	4500.0	120	43405	No
130	GOM_NL__2PRFIN20100619_101659_000000532090_00265_43405_5412.N1	19-JUN-2010 10:16:59	Dark	53.000	84	Alp Phe	2.3970	4500.0	106	43405	No
131	GOM_NL__2PRFIN20100619_102321_000000612090_00266_43406_5400.N1	19-JUN-2010 10:23:21	Dark	61.000	63	Bet Gru	2.1500	2800.0	122	43406	No
132	GOM_NL__2PRFIN20100619_102524_000000532090_00266_43406_5401.N1	19-JUN-2010 10:25:24	Straylight	52.500	31	Alp Gru	1.7340	15200.	105	43406	No
133	GOM_NL__2PRFIN20100619_102855_000000442090_00266_43406_5402.N1	19-JUN-2010 10:28:55	Straylight	44.000	45	Alp Pav	1.9400	26000.	88	43406	No
134	GOM_NL__2PRFIN20100619_103823_000000482090_00266_43406_5403.N1	19-JUN-2010 10:38:23	Tw_i_and_stray	47.500	38	20Eps Sgr	1.8360	11000.	95	43406	No
135	GOM_NL__2PRFIN20100619_103951_000000492090_00266_43406_5404.N1	19-JUN-2010 10:39:51	Tw_i_and_stray	49.000	116	19Del Sgr	2.7000	4100.0	98	43406	No
136	GOM_NL__2PRFIN20100619_104109_000000462090_00266_43406_5405.N1	19-JUN-2010 10:41:09	Bright	46.000	137	22Lam Sgr	2.8240	4400.0	92	43406	No
137	GOM_NL__2PRFIN20100619_104500_000000392090_00266_43406_5406.N1	19-JUN-2010 10:45:00	Bright	38.500	86	35Eta Oph	2.4300	10200.	77	43406	No
138	GOM_NL__2PRFIN20100619_105118_000000412090_00266_43406_5407.N1	19-JUN-2010 10:51:18	Bright	41.000	126	60Bet Oph	2.7700	4250.0	82	43406	No
139	GOM_NL__2PRFIN20100619_105345_000000402090_00266_43406_5408.N1	19-JUN-2010 10:53:45	Bright	40.000	59	55Alp Oph	2.0800	8900.0	80	43406	No
140	GOM_NL__2PRFIN20100619_105555_000000362090_00266_43406_5409.N1	19-JUN-2010 10:55:55	Bright	36.000	127	27Bet Her	2.7810	4700.0	72	43406	No
141	GOM_NL__2PRFIN20100619_105852_000000382090_00266_43406_5410.N1	19-JUN-2010 10:58:52	Bright	38.000	133	40Zet Her	2.8070	6000.0	76	43406	No
142	GOM_NL__2PRFIN20100619_110531_000000412090_00266_43406_5411.N1	19-JUN-2010 11:05:31	Bright	40.500	130	23Bet Dra	2.7990	5800.0	81	43406	No
143	GOM_NL__2PRFIN20100619_110717_000000372090_00266_43406_5412.N1	19-JUN-2010 11:07:17	Bright	37.000	119	14Eta Dra	2.7270	4700.0	74	43406	No
144	GOM_NL__2PRFIN20100619_111540_000000472090_00266_43406_5413.N1	19-JUN-2010 11:15:40	Bright	47.000	89	5Alp Cep	2.4510	8000.0	94	43406	No
145	GOM_NL__2PRFIN20100619_112221_000000442090_00266_43406_5414.N1	19-JUN-2010 11:22:21	Bright	44.000	74	11Bet Cas	2.2680	6600.0	88	43406	No
146	GOM_NL__2PRFIN20100619_112348_000000422090_00266_43406_5415.N1	19-JUN-2010 11:23:48	Bright	42.000	68	18Alp Cas	2.2250	4500.0	84	43406	No
147	GOM_NL__2PRFIN20100619_112544_000000362090_00266_43406_5416.N1	19-JUN-2010 11:25:44	Bright	36.000	160	23Gam Per	2.9300	4700.0	72	43406	No
148	GOM_NL__2PRFIN20100619_112911_000000432090_00266_43406_5417.N1	19-JUN-2010 11:29:11	Bright	43.000	73	57Gam1And	2.2600	13100.	86	43406	No
149	GOM_NL__2PRFIN20100619_113130_000000452090_00266_43406_5418.N1	19-JUN-2010 11:31:30	Bright	45.000	173	4Bet Tri	3.0040	8900.0	90	43406	No
150	GOM_NL__2PRFIN20100619_113512_000000482090_00266_43406_5419.N1	19-JUN-2010 11:35:12	Twilight	48.000	50	13Alp Ari	2.0070	4250.0	96	43406	No
151	GOM_NL__2PRFIN20100619_115137_000000602090_00266_43406_5420.N1	19-JUN-2010 11:51:37	Dark	59.500	52	16Bet Cet	2.0370	4500.0	119	43406	No
152	GOM_NL__2PRFIN20100619_115736_000000572090_00266_43406_5421.N1	19-JUN-2010 11:57:36	Dark	57.000	84	Alp Phe	2.3970	4500.0	114	43406	No
153	GOM_NL__2PRFIN20100619_120357_000000522090_00267_43407_5408.N1	19-JUN-2010 12:03:57	Dark	52.000	63	Bet Gru	2.1500	2800.0	104	43407	No
154	GOM_NL__2PRFIN20100619_120601_000000492090_00267_43407_5409.N1	19-JUN-2010 12:06:01	Straylight	48.500	31	Alp Gru	1.7340	15200.	97	43407	No
155	GOM_NL__2PRFIN20100619_120931_000000452090_00267_43407_5410.N1	19-JUN-2010 12:09:31	Straylight	44.500	45	Alp Pav	1.9400	26000.	89	43407	No
156	GOM_NL__2PRFIN20100619_121900_000000472090_00267_43407_5411.N1	19-JUN-2010 12:19:00	Tw_i_and_stray	46.500	38	20Eps Sgr	1.8360	11000.	93	43407	No
157	GOM_NL__2PRFIN20100619_122027_000000542090_00267_43407_5412.N1	19-JUN-2010 12:20:27	Tw_i_and_stray	54.000	116	19Del Sgr	2.7000	4100.0	108	43407	No
158	GOM_NL__2PRFIN20100619_122145_000000462090_00267_43407_5413.N1	19-JUN-2010 12:21:45	Bright	45.500	137	22Lam Sgr	2.8240	4400.0	91	43407	No
159	GOM_NL__2PRFIN20100619_122536_000000402090_00267_43407_5414.N1	19-JUN-2010 12:25:36	Bright	39.500	86	35Eta Oph	2.4300	10200.	79	43407	No
160	GOM_NL__2PRFIN20100619_123153_000000422090_00267_43407_5415.N1	19-JUN-2010 12:31:53	Bright	42.000	126	60Bet Oph	2.7700	4250.0	84	43407	No

161	GOM_NL__2PRFIN20100619_123421_000000602090_00267_43407_5416.N1	19-JUN-2010 12:34:21	Bright	60.000	59	55Alp Oph	2.0800	8900.0	120	43407	No
162	GOM_NL__2PRFIN20100619_123630_000000362090_00267_43407_5417.N1	19-JUN-2010 12:36:30	Bright	36.000	127	27Bet Her	2.7810	4700.0	72	43407	No
163	GOM_NL__2PRFIN20100619_123928_000000422090_00267_43407_5418.N1	19-JUN-2010 12:39:28	Bright	42.000	133	40Zet Her	2.8070	6000.0	84	43407	No
164	GOM_NL__2PRFIN20100619_124606_000000422090_00267_43407_5419.N1	19-JUN-2010 12:46:06	Bright	41.500	130	23Bet Dra	2.7990	5800.0	83	43407	No
165	GOM_NL__2PRFIN20100619_124752_000000392090_00267_43407_5420.N1	19-JUN-2010 12:47:52	Bright	38.500	119	14Eta Dra	2.7270	4700.0	77	43407	No
166	GOM_NL__2PRFIN20100619_125615_000000472090_00267_43407_5421.N1	19-JUN-2010 12:56:15	Bright	46.500	89	5Alp Cep	2.4510	8000.0	93	43407	No
167	GOM_NL__2PRFIN20100619_130257_000000452090_00267_43407_5422.N1	19-JUN-2010 13:02:57	Bright	44.500	74	11Bet Cas	2.2680	6600.0	89	43407	No
168	GOM_NL__2PRFIN20100619_130424_000000472090_00267_43407_5423.N1	19-JUN-2010 13:04:24	Bright	47.000	68	18Alp Cas	2.2250	4500.0	94	43407	No
169	GOM_NL__2PRFIN20100619_130620_000000412090_00267_43407_5424.N1	19-JUN-2010 13:06:20	Bright	41.000	160	23Gam Per	2.9300	4700.0	82	43407	No
170	GOM_NL__2PRFIN20100619_130946_000000432090_00267_43407_5425.N1	19-JUN-2010 13:09:46	Bright	43.000	73	57Gam1And	2.2600	13100.	86	43407	No
171	GOM_NL__2PRFIN20100619_131206_000000442090_00267_43407_5426.N1	19-JUN-2010 13:12:06	Bright	43.500	173	4Bet Tri	3.0040	8900.0	87	43407	No
172	GOM_NL__2PRFIN20100619_131548_000000502090_00267_43407_5427.N1	19-JUN-2010 13:15:48	Twilight	50.000	50	13Alp Ari	2.0070	4250.0	100	43407	No
173	GOM_NL__2PRFIN20100619_133214_000000582090_00267_43407_5428.N1	19-JUN-2010 13:32:14	Dark	57.500	52	16Bet Cet	2.0370	4500.0	115	43407	No
174	GOM_NL__2PRFIN20100619_133813_000000472090_00267_43407_5429.N1	19-JUN-2010 13:38:13	Dark	47.000	84	Alp Phe	2.3970	4500.0	94	43407	No
175	GOM_NL__2PRFIN20100619_134434_000000522090_00268_43408_5416.N1	19-JUN-2010 13:44:34	Dark	52.000	63	Bet Gru	2.1500	2800.0	104	43408	No
176	GOM_NL__2PRFIN20100619_134637_000000502090_00268_43408_5417.N1	19-JUN-2010 13:46:37	Straylight	50.000	31	Alp Gru	1.7340	15200.	100	43408	No
177	GOM_NL__2PRFIN20100619_135008_000000432090_00268_43408_5418.N1	19-JUN-2010 13:50:08	Straylight	42.500	45	Alp Pav	1.9400	26000.	85	43408	No
178	GOM_NL__2PRFIN20100619_135935_000000462090_00268_43408_5419.N1	19-JUN-2010 13:59:35	Tw_and_stray	45.500	38	20Eps Sgr	1.8360	11000.	91	43408	No
179	GOM_NL__2PRFIN20100619_140103_000000502090_00268_43408_5420.N1	19-JUN-2010 14:01:03	Tw_and_stray	49.500	116	19Del Sgr	2.7000	4100.0	99	43408	No
180	GOM_NL__2PRFIN20100619_140612_000000392090_00268_43408_5421.N1	19-JUN-2010 14:06:12	Bright	38.500	86	35Eta Oph	2.4300	10200.	77	43408	No
181	GOM_NL__2PRFIN20100619_141229_000000432090_00268_43408_5422.N1	19-JUN-2010 14:12:29	Bright	43.000	126	60Bet Oph	2.7700	4250.0	86	43408	No
182	GOM_NL__2PRFIN20100619_141457_000000412090_00268_43408_5423.N1	19-JUN-2010 14:14:57	Bright	41.000	59	55Alp Oph	2.0800	8900.0	82	43408	No
183	GOM_NL__2PRFIN20100619_141706_000000392090_00268_43408_5424.N1	19-JUN-2010 14:17:06	Bright	38.500	127	27Bet Her	2.7810	4700.0	77	43408	No
184	GOM_NL__2PRFIN20100619_142004_000000352090_00268_43408_5425.N1	19-JUN-2010 14:20:04	Bright	35.000	133	40Zet Her	2.8070	6000.0	70	43408	No
185	GOM_NL__2PRFIN20100619_142642_000000412090_00268_43408_5426.N1	19-JUN-2010 14:26:42	Bright	40.500	130	23Bet Dra	2.7990	5800.0	81	43408	No
186	GOM_NL__2PRFIN20100619_142828_000000392090_00268_43408_5427.N1	19-JUN-2010 14:28:28	Bright	39.000	119	14Eta Dra	2.7270	4700.0	78	43408	No
187	GOM_NL__2PRFIN20100619_143650_000000492090_00268_43408_5428.N1	19-JUN-2010 14:36:50	Bright	48.500	89	5Alp Cep	2.4510	8000.0	97	43408	No
188	GOM_NL__2PRFIN20100619_144332_000000472090_00268_43408_5429.N1	19-JUN-2010 14:43:32	Bright	46.500	74	11Bet Cas	2.2680	6600.0	93	43408	No
189	GOM_NL__2PRFIN20100619_144459_000000472090_00268_43408_5430.N1	19-JUN-2010 14:44:59	Bright	46.500	68	18Alp Cas	2.2250	4500.0	93	43408	No
190	GOM_NL__2PRFIN20100619_144656_000000452090_00268_43408_5431.N1	19-JUN-2010 14:46:56	Bright	44.500	160	23Gam Per	2.9300	4700.0	89	43408	No
191	GOM_NL__2PRFIN20100619_145023_000000582090_00268_43408_5432.N1	19-JUN-2010 14:50:23	Bright	58.000	73	57Gam1And	2.2600	13100.	116	43408	No
192	GOM_NL__2PRFIN20100619_145243_000000452090_00268_43408_5433.N1	19-JUN-2010 14:52:43	Bright	45.000	173	4Bet Tri	3.0040	8900.0	90	43408	No
193	GOM_NL__2PRFIN20100619_145625_000000512090_00268_43408_5434.N1	19-JUN-2010 14:56:25	Twilight	50.500	50	13Alp Ari	2.0070	4250.0	101	43408	No
194	GOM_NL__2PRFIN20100619_151251_000000632090_00268_43408_5435.N1	19-JUN-2010 15:12:51	Dark	62.500	52	16Bet Cet	2.0370	4500.0	125	43408	No
195	GOM_NL__2PRFIN20100619_151849_000000472090_00268_43408_5436.N1	19-JUN-2010 15:18:49	Dark	46.500	84	Alp Phe	2.3970	4500.0	93	43408	No
196	GOM_NL__2PRFIN20100619_152511_000000522090_00269_43409_5424.N1	19-JUN-2010 15:25:11	Dark	52.000	63	Bet Gru	2.1500	2800.0	104	43409	No
197	GOM_NL__2PRFIN20100619_152714_000000482090_00269_43409_5425.N1	19-JUN-2010 15:27:14	Straylight	47.500	31	Alp Gru	1.7340	15200.	95	43409	No
198	GOM_NL__2PRFIN20100619_153045_000000442090_00269_43409_5426.N1	19-JUN-2010 15:30:45	Straylight	43.500	45	Alp Pav	1.9400	26000.	87	43409	No
199	GOM_NL__2PRFIN20100619_154012_000000472090_00269_43409_5427.N1	19-JUN-2010 15:40:12	Tw_and_stray	46.500	38	20Eps Sgr	1.8360	11000.	93	43409	No
200	GOM_NL__2PRFIN20100619_154139_000000482090_00269_43409_5428.N1	19-JUN-2010 15:41:39	Tw_and_stray	47.500	116	19Del Sgr	2.7000	4100.0	95	43409	No
201	GOM_NL__2PRFIN20100619_154648_000000402090_00269_43409_5429.N1	19-JUN-2010 15:46:48	Bright	39.500	86	35Eta Oph	2.4300	10200.	79	43409	No
202	GOM_NL__2PRFIN20100619_155305_000000422090_00269_43409_5430.N1	19-JUN-2010 15:53:05	Bright	42.000	126	60Bet Oph	2.7700	4250.0	84	43409	No
203	GOM_NL__2PRFIN20100619_155533_000000422090_00269_43409_5431.N1	19-JUN-2010 15:55:33	Bright	41.500	59	55Alp Oph	2.0800	8900.0	83	43409	No
204	GOM_NL__2PRFIN20100619_155742_000000372090_00269_43409_5432.N1	19-JUN-2010 15:57:42	Bright	37.000	127	27Bet Her	2.7810	4700.0	74	43409	No
205	GOM_NL__2PRFIN20100619_160040_000000372090_00269_43409_5433.N1	19-JUN-2010 16:00:40	Bright	37.000	133	40Zet Her	2.8070	6000.0	74	43409	No
206	GOM_NL__2PRFIN20100619_160717_000000402090_00269_43409_5434.N1	19-JUN-2010 16:07:17	Bright	40.000	130	23Bet Dra	2.7990	5800.0	80	43409	No
207	GOM_NL__2PRFIN20100619_160904_000000392090_00269_43409_5435.N1	19-JUN-2010 16:09:04	Bright	38.500	119	14Eta Dra	2.7270	4700.0	77	43409	No
208	GOM_NL__2PRFIN20100619_161725_000000472090_00269_43409_5436.N1	19-JUN-2010 16:17:25	Bright	46.500	89	5Alp Cep	2.4510	8000.0	93	43409	No
209	GOM_NL__2PRFIN20100619_162408_000000652090_00269_43409_5437.N1	19-JUN-2010 16:24:08	Bright	65.000	74	11Bet Cas	2.2680	6600.0	130	43409	No
210	GOM_NL__2PRFIN20100619_162535_000000642090_00269_43409_5438.N1	19-JUN-2010 16:25:35	Bright	64.000	68	18Alp Cas	2.2250	4500.0	128	43409	No
211	GOM_NL__2PRFIN20100619_162732_000000332090_00269_43409_5439.N1	19-JUN-2010 16:27:32	Bright	33.000	160	23Gam Per	2.9300	4700.0	66	43409	No
212	GOM_NL__2PRFIN20100619_163059_000000442090_00269_43409_5440.N1	19-JUN-2010 16:30:59	Bright	43.500	73	57Gam1And	2.2600	13100.	87	43409	No
213	GOM_NL__2PRFIN20100619_163319_000000462090_00269_43409_5441.N1	19-JUN-2010 16:33:19	Bright	46.000	173	4Bet Tri	3.0040	8900.0	92	43409	No
214	GOM_NL__2PRFIN20100619_163701_000000472090_00269_43409_5442.N1	19-JUN-2010 16:37:01	Twilight	47.000	50	13Alp Ari	2.0070	4250.0	94	43409	No
215	GOM_NL__2PRFIN20100619_165329_000000602090_00269_43409_5443.N1	19-JUN-2010 16:53:29	Dark	60.000	52	16Bet Cet	2.0370	4500.0	120	43409	No
216	GOM_NL__2PRFIN20100619_165926_000000552090_00269_43409_5444.N1	19-JUN-2010 16:59:26	Dark	54.500	84	Alp Phe	2.3970	4500.0	109	43409	No
217	GOM_NL__2PRFIN20100619_170548_000000502090_00270_43410_5432.N1	19-JUN-2010 17:05:48	Dark	50.000	63	Bet Gru	2.1500	2800.0	100	43410	No
218	GOM_NL__2PRFIN20100619_170751_000000502090_00270_43410_5433.N1	19-JUN-2010 17:07:51	Straylight	49.500	31	Alp Gru	1.7340	15200.	99	43410	No
219	GOM_NL__2PRFIN20100619_171121_000000412090_00270_43410_5434.N1	19-JUN-2010 17:11:21	Straylight	41.000	45	Alp Pav	1.9400	26000.	82	43410	No

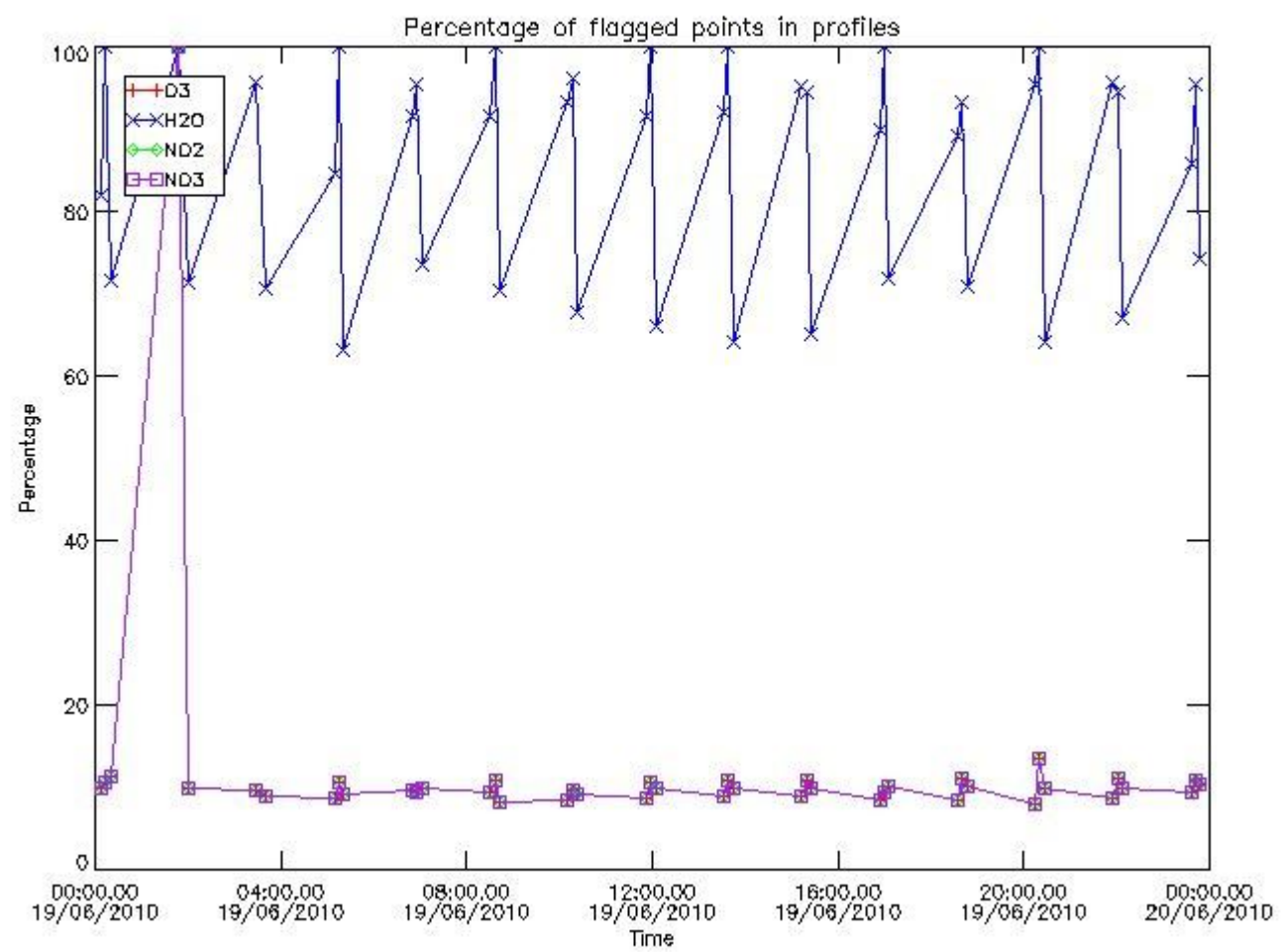
220	GOM_NL__2PRFIN20100619_172048_000000452090_00270_43410_5435.N1	19-JUN-2010 17:20:48	Twilight	45.000	38	20Eps Sgr	1.8360	11000.	90	43410	No
221	GOM_NL__2PRFIN20100619_172216_000000602090_00270_43410_5436.N1	19-JUN-2010 17:22:16	Twilight	60.000	116	19Del Sgr	2.7000	4100.0	120	43410	No
222	GOM_NL__2PRFIN20100619_172724_000000402090_00270_43410_5437.N1	19-JUN-2010 17:27:24	Bright	40.000	86	35Eta Oph	2.4300	10200.	80	43410	No
223	GOM_NL__2PRFIN20100619_173341_000000422090_00270_43410_5438.N1	19-JUN-2010 17:33:41	Bright	41.500	126	60Bet Oph	2.7700	4250.0	83	43410	No
224	GOM_NL__2PRFIN20100619_173608_000000462090_00270_43410_5439.N1	19-JUN-2010 17:36:08	Bright	45.500	59	55Alp Oph	2.0800	8900.0	91	43410	No
225	GOM_NL__2PRFIN20100619_173818_000000402090_00270_43410_5440.N1	19-JUN-2010 17:38:18	Bright	40.000	127	27Bet Her	2.7810	4700.0	80	43410	No
226	GOM_NL__2PRFIN20100619_174115_000000402090_00270_43410_5441.N1	19-JUN-2010 17:41:15	Bright	40.000	133	40Zet Her	2.8070	6000.0	80	43410	No
227	GOM_NL__2PRFIN20100619_174753_000000402090_00270_43410_5442.N1	19-JUN-2010 17:47:53	Bright	39.500	130	23Bet Dra	2.7990	5800.0	79	43410	No
228	GOM_NL__2PRFIN20100619_174940_000000382090_00270_43410_5443.N1	19-JUN-2010 17:49:40	Bright	38.000	119	14Eta Dra	2.7270	4700.0	76	43410	No
229	GOM_NL__2PRFIN20100619_175801_000000492090_00270_43410_5444.N1	19-JUN-2010 17:58:01	Bright	49.000	89	5Alp Cep	2.4510	8000.0	98	43410	No
230	GOM_NL__2PRFIN20100619_180443_000000652090_00270_43410_5445.N1	19-JUN-2010 18:04:43	Bright	65.000	74	11Bet Cas	2.2680	6600.0	130	43410	No
231	GOM_NL__2PRFIN20100619_180611_000000642090_00270_43410_5446.N1	19-JUN-2010 18:06:11	Bright	64.000	68	18Alp Cas	2.2250	4500.0	128	43410	No
232	GOM_NL__2PRFIN20100619_180808_000000532090_00270_43410_5447.N1	19-JUN-2010 18:08:08	Bright	53.000	160	23Gam Per	2.9300	4700.0	106	43410	No
233	GOM_NL__2PRFIN20100619_181135_000000432090_00270_43410_5448.N1	19-JUN-2010 18:11:35	Bright	43.000	73	57Gam1And	2.2600	13100.	86	43410	No
234	GOM_NL__2PRFIN20100619_181355_000000442090_00270_43410_5449.N1	19-JUN-2010 18:13:55	Bright	43.500	173	4Bet Tri	3.0040	8900.0	87	43410	No
235	GOM_NL__2PRFIN20100619_181737_000000492090_00270_43410_5450.N1	19-JUN-2010 18:17:37	Twilight	49.000	50	13Alp Ari	2.0070	4250.0	98	43410	No
236	GOM_NL__2PRFIN20100619_183406_000000612090_00270_43410_5451.N1	19-JUN-2010 18:34:06	Dark	61.000	52	16Bet Cet	2.0370	4500.0	122	43410	No
237	GOM_NL__2PRFIN20100619_184003_000000462090_00270_43410_5452.N1	19-JUN-2010 18:40:03	Dark	45.500	84	Alp Phe	2.3970	4500.0	91	43410	No
238	GOM_NL__2PRFIN20100619_184625_000000502090_00271_43411_5440.N1	19-JUN-2010 18:46:25	Dark	50.000	63	Bet Gru	2.1500	2800.0	100	43411	No
239	GOM_NL__2PRFIN20100619_184828_000000482090_00271_43411_5441.N1	19-JUN-2010 18:48:28	Straylight	47.500	31	Alp Gru	1.7340	15200.	95	43411	No
240	GOM_NL__2PRFIN20100619_185157_000000422090_00271_43411_5442.N1	19-JUN-2010 18:51:57	Straylight	41.500	45	Alp Pav	1.9400	26000.	83	43411	No
241	GOM_NL__2PRFIN20100619_190125_000000492090_00271_43411_5443.N1	19-JUN-2010 19:01:25	Twilight	48.500	38	20Eps Sgr	1.8360	11000.	97	43411	No
242	GOM_NL__2PRFIN20100619_190252_000000462090_00271_43411_5444.N1	19-JUN-2010 19:02:52	Twilight	46.000	116	19Del Sgr	2.7000	4100.0	92	43411	No
243	GOM_NL__2PRFIN20100619_190800_000000392090_00271_43411_5445.N1	19-JUN-2010 19:08:00	Bright	39.000	86	35Eta Oph	2.4300	10200.	78	43411	No
244	GOM_NL__2PRFIN20100619_191417_000000432090_00271_43411_5446.N1	19-JUN-2010 19:14:17	Bright	42.500	126	60Bet Oph	2.7700	4250.0	85	43411	No
245	GOM_NL__2PRFIN20100619_191644_000000422090_00271_43411_5447.N1	19-JUN-2010 19:16:44	Bright	42.000	59	55Alp Oph	2.0800	8900.0	84	43411	No
246	GOM_NL__2PRFIN20100619_191854_000000372090_00271_43411_5448.N1	19-JUN-2010 19:18:54	Bright	36.500	127	27Bet Her	2.7810	4700.0	73	43411	No
247	GOM_NL__2PRFIN20100619_192151_000000362090_00271_43411_5449.N1	19-JUN-2010 19:21:51	Bright	36.000	133	40Zet Her	2.8070	6000.0	72	43411	No
248	GOM_NL__2PRFIN20100619_192829_000000412090_00271_43411_5450.N1	19-JUN-2010 19:28:29	Bright	40.500	130	23Bet Dra	2.7990	5800.0	81	43411	No
249	GOM_NL__2PRFIN20100619_193016_000000372090_00271_43411_5451.N1	19-JUN-2010 19:30:16	Bright	37.000	119	14Eta Dra	2.7270	4700.0	74	43411	No
250	GOM_NL__2PRFIN20100619_193836_000000492090_00271_43411_5452.N1	19-JUN-2010 19:38:36	Bright	48.500	89	5Alp Cep	2.4510	8000.0	97	43411	No
251	GOM_NL__2PRFIN20100619_194519_000000472090_00271_43411_5453.N1	19-JUN-2010 19:45:19	Bright	47.000	74	11Bet Cas	2.2680	6600.0	94	43411	No
252	GOM_NL__2PRFIN20100619_194646_000000442090_00271_43411_5454.N1	19-JUN-2010 19:46:46	Bright	43.500	68	18Alp Cas	2.2250	4500.0	87	43411	No
253	GOM_NL__2PRFIN20100619_194844_000000352090_00271_43411_5455.N1	19-JUN-2010 19:48:44	Bright	34.500	160	23Gam Per	2.9300	4700.0	69	43411	No
254	GOM_NL__2PRFIN20100619_195210_000000422090_00271_43411_5456.N1	19-JUN-2010 19:52:10	Bright	41.500	73	57Gam1And	2.2600	13100.	83	43411	No
255	GOM_NL__2PRFIN20100619_195431_000000422090_00271_43411_5457.N1	19-JUN-2010 19:54:31	Bright	41.500	173	4Bet Tri	3.0040	8900.0	83	43411	No
256	GOM_NL__2PRFIN20100619_195813_000000492090_00271_43411_5458.N1	19-JUN-2010 19:58:13	Twilight	48.500	50	13Alp Ari	2.0070	4250.0	97	43411	No
257	GOM_NL__2PRFIN20100619_201443_000000652090_00271_43411_5459.N1	19-JUN-2010 20:14:43	Dark	65.000	52	16Bet Cet	2.0370	4500.0	130	43411	No
258	GOM_NL__2PRFIN20100619_202040_000000562090_00271_43411_5460.N1	19-JUN-2010 20:20:40	Dark	56.000	84	Alp Phe	2.3970	4500.0	112	43411	No
259	GOM_NL__2PRFIN20100619_202702_000000562090_00272_43412_5448.N1	19-JUN-2010 20:27:02	Dark	56.000	63	Bet Gru	2.1500	2800.0	112	43412	No
260	GOM_NL__2PRFIN20100619_202905_000000492090_00272_43412_5449.N1	19-JUN-2010 20:29:05	Straylight	49.000	31	Alp Gru	1.7340	15200.	98	43412	No
261	GOM_NL__2PRFIN20100619_203234_000000412090_00272_43412_5450.N1	19-JUN-2010 20:32:34	Straylight	41.000	45	Alp Pav	1.9400	26000.	82	43412	No
262	GOM_NL__2PRFIN20100619_204201_000000472090_00272_43412_5451.N1	19-JUN-2010 20:42:01	Twilight	47.000	38	20Eps Sgr	1.8360	11000.	94	43412	No
263	GOM_NL__2PRFIN20100619_204328_000000492090_00272_43412_5452.N1	19-JUN-2010 20:43:28	Twilight	48.500	116	19Del Sgr	2.7000	4100.0	97	43412	No
264	GOM_NL__2PRFIN20100619_204836_000000402090_00272_43412_5453.N1	19-JUN-2010 20:48:36	Bright	39.500	86	35Eta Oph	2.4300	10200.	79	43412	No
265	GOM_NL__2PRFIN20100619_205452_000000422090_00272_43412_5454.N1	19-JUN-2010 20:54:52	Bright	41.500	126	60Bet Oph	2.7700	4250.0	83	43412	No
266	GOM_NL__2PRFIN20100619_205720_000000422090_00272_43412_5455.N1	19-JUN-2010 20:57:20	Bright	42.000	59	55Alp Oph	2.0800	8900.0	84	43412	No
267	GOM_NL__2PRFIN20100619_205930_000000372090_00272_43412_5456.N1	19-JUN-2010 20:59:30	Bright	36.500	127	27Bet Her	2.7810	4700.0	73	43412	No
268	GOM_NL__2PRFIN20100619_210227_000000362090_00272_43412_5457.N1	19-JUN-2010 21:02:27	Bright	36.000	133	40Zet Her	2.8070	6000.0	72	43412	No
269	GOM_NL__2PRFIN20100619_210904_000000412090_00272_43412_5458.N1	19-JUN-2010 21:09:04	Bright	41.000	130	23Bet Dra	2.7990	5800.0	82	43412	No
270	GOM_NL__2PRFIN20100619_211052_000000532090_00272_43412_5459.N1	19-JUN-2010 21:10:52	Bright	53.000	119	14Eta Dra	2.7270	4700.0	106	43412	No
271	GOM_NL__2PRFIN20100619_211911_000000492090_00272_43412_5460.N1	19-JUN-2010 21:19:11	Bright	49.000	89	5Alp Cep	2.4510	8000.0	98	43412	No
272	GOM_NL__2PRFIN20100619_212554_000000442090_00272_43412_5461.N1	19-JUN-2010 21:25:54	Bright	43.500	74	11Bet Cas	2.2680	6600.0	87	43412	No
273	GOM_NL__2PRFIN20100619_212722_000000462090_00272_43412_5462.N1	19-JUN-2010 21:27:22	Bright	45.500	68	18Alp Cas	2.2250	4500.0	91	43412	No
274	GOM_NL__2PRFIN20100619_212920_000000532090_00272_43412_5463.N1	19-JUN-2010 21:29:20	Bright	53.000	160	23Gam Per	2.9300	4700.0	106	43412	No
275	GOM_NL__2PRFIN20100619_213246_000000442090_00272_43412_5464.N1	19-JUN-2010 21:32:46	Bright	44.000	73	57Gam1And	2.2600	13100.	88	43412	No
276	GOM_NL__2PRFIN20100619_213507_000000442090_00272_43412_5465.N1	19-JUN-2010 21:35:07	Bright	44.000	173	4Bet Tri	3.0040	8900.0	88	43412	No
277	GOM_NL__2PRFIN20100619_213849_000000512090_00272_43412_5466.N1	19-JUN-2010 21:38:49	Twilight	51.000	50	13Alp Ari	2.0070	4250.0	102	43412	No
278	GOM_NL__2PRFIN20100619_215520_000000602090_00272_43412_5467.N1	19-JUN-2010 21:55:20	Dark	59.500	52	16Bet Cet	2.0370	4500.0	119	43412	No

279	GOM_NL__2PRFIN20100619_220117_000000462090_00272_43412_5468.N1	19-JUN-2010 22:01:17	Dark	46.000	84	Alp Phe	2.3970	4500.0	92	43412	No
280	GOM_NL__2PRFIN20100619_220739_000000522090_00273_43413_5476.N1	19-JUN-2010 22:07:39	Dark	52.000	63	Bet Gru	2.1500	2800.0	104	43413	No
281	GOM_NL__2PRFIN20100619_220942_000000482090_00273_43413_5477.N1	19-JUN-2010 22:09:42	Straylight	47.500	31	Alp Gru	1.7340	15200.	95	43413	No
282	GOM_NL__2PRFIN20100619_221311_000000412090_00273_43413_5478.N1	19-JUN-2010 22:13:11	Straylight	41.000	45	Alp Pav	1.9400	26000.	82	43413	No
283	GOM_NL__2PRFIN20100619_222237_000000492090_00273_43413_5479.N1	19-JUN-2010 22:22:37	Twilight	48.500	38	20Eps Sgr	1.8360	11000.	97	43413	No
284	GOM_NL__2PRFIN20100619_222405_000000482090_00273_43413_5480.N1	19-JUN-2010 22:24:05	Twilight	47.500	116	19Del Sgr	2.7000	4100.0	95	43413	No
285	GOM_NL__2PRFIN20100619_222912_000000402090_00273_43413_5481.N1	19-JUN-2010 22:29:12	Bright	39.500	86	35Eta Oph	2.4300	10200.	79	43413	No
286	GOM_NL__2PRFIN20100619_223528_000000422090_00273_43413_5482.N1	19-JUN-2010 22:35:28	Bright	41.500	126	60Bet Oph	2.7700	4250.0	83	43413	No
287	GOM_NL__2PRFIN20100619_223755_000000422090_00273_43413_5483.N1	19-JUN-2010 22:37:55	Bright	42.000	59	55Alp Oph	2.0800	8900.0	84	43413	No
288	GOM_NL__2PRFIN20100619_224006_000000412090_00273_43413_5484.N1	19-JUN-2010 22:40:06	Bright	41.000	127	27Bet Her	2.7810	4700.0	82	43413	No
289	GOM_NL__2PRFIN20100619_224303_000000402090_00273_43413_5485.N1	19-JUN-2010 22:43:03	Bright	40.000	133	40Zet Her	2.8070	6000.0	80	43413	No
290	GOM_NL__2PRFIN20100619_224940_000000402090_00273_43413_5486.N1	19-JUN-2010 22:49:40	Bright	39.500	130	23Bet Dra	2.7990	5800.0	79	43413	No
291	GOM_NL__2PRFIN20100619_225128_000000382090_00273_43413_5487.N1	19-JUN-2010 22:51:28	Bright	38.000	119	14Eta Dra	2.7270	4700.0	76	43413	No
292	GOM_NL__2PRFIN20100619_225946_000000492090_00273_43413_5488.N1	19-JUN-2010 22:59:46	Bright	48.500	89	5Alp Cep	2.4510	8000.0	97	43413	No
293	GOM_NL__2PRFIN20100619_230630_000000662090_00273_43413_5489.N1	19-JUN-2010 23:06:30	Bright	66.000	74	11Bet Cas	2.2680	6600.0	132	43413	No
294	GOM_NL__2PRFIN20100619_230758_000000582090_00273_43413_5490.N1	19-JUN-2010 23:07:58	Bright	58.000	68	18Alp Cas	2.2250	4500.0	116	43413	No
295	GOM_NL__2PRFIN20100619_230956_000000532090_00273_43413_5491.N1	19-JUN-2010 23:09:56	Bright	53.000	160	23Gam Per	2.9300	4700.0	106	43413	No
296	GOM_NL__2PRFIN20100619_231322_000000442090_00273_43413_5492.N1	19-JUN-2010 23:13:22	Bright	44.000	73	57Gam1And	2.2600	13100.	88	43413	No
297	GOM_NL__2PRFIN20100619_231543_000000432090_00273_43413_5493.N1	19-JUN-2010 23:15:43	Bright	43.000	173	4Bet Tri	3.0040	8900.0	86	43413	No
298	GOM_NL__2PRFIN20100619_231926_000000512090_00273_43413_5494.N1	19-JUN-2010 23:19:26	Twilight	50.500	50	13Alp Ari	2.0070	4250.0	101	43413	No
299	GOM_NL__2PRFIN20100619_233557_000000602090_00273_43413_5495.N1	19-JUN-2010 23:35:57	Dark	60.000	52	16Bet Cet	2.0370	4500.0	120	43413	No
300	GOM_NL__2PRFIN20100619_234153_000000562090_00273_43413_5496.N1	19-JUN-2010 23:41:53	Dark	56.000	84	Alp Phe	2.3970	4500.0	112	43413	No
301	GOM_NL__2PRFIN20100619_234816_000000492090_00274_43414_5484.N1	19-JUN-2010 23:48:16	Dark	49.000	63	Bet Gru	2.1500	2800.0	98	43414	No
302	GOM_NL__2PRFIN20100619_235019_000000502090_00274_43414_5485.N1	19-JUN-2010 23:50:19	Straylight	49.500	31	Alp Gru	1.7340	15200.	99	43414	No
303	GOM_NL__2PRFIN20100619_235347_000000422090_00274_43414_5486.N1	19-JUN-2010 23:53:47	Straylight	42.000	45	Alp Pav	1.9400	26000.	84	43414	No

3. Quality information per product


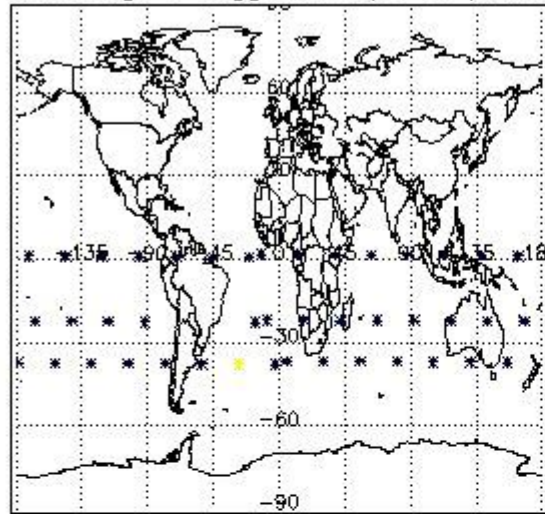
In this section it is plotted some information contained in the Quality Summary data set of the level 2 products. Only products in dark limb conditions and without errors (error flag in the MPH set to "0") are used.

3.1 Plot quality information per product (time dependant)

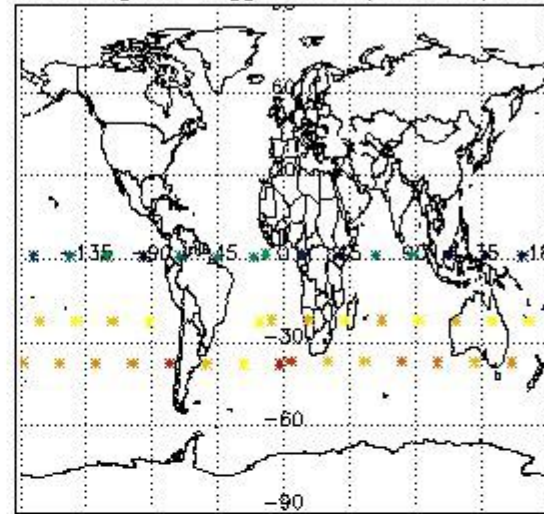


3.2 Plot quality information per product (world map)


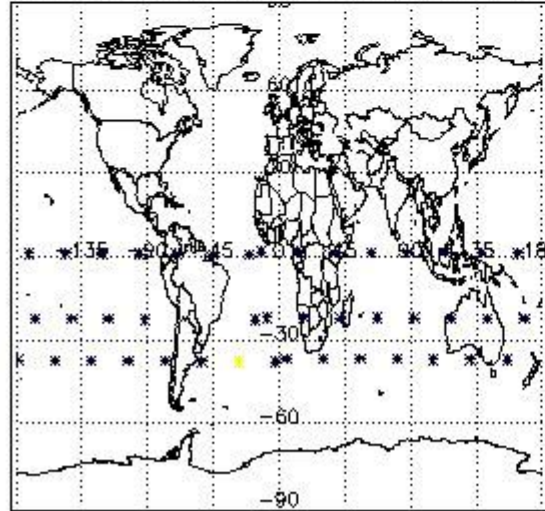
Percentage of flagged data per O3 profile



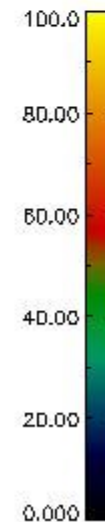
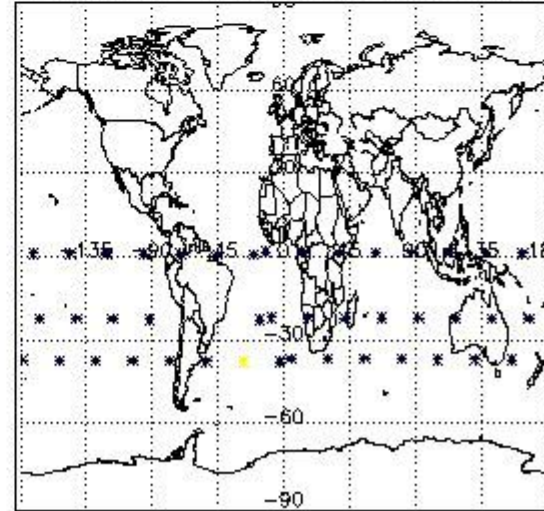
Percentage of flagged data per H2O profile



Percentage of flagged data per NO2 profile



Percentage of flagged data per NO3 profile

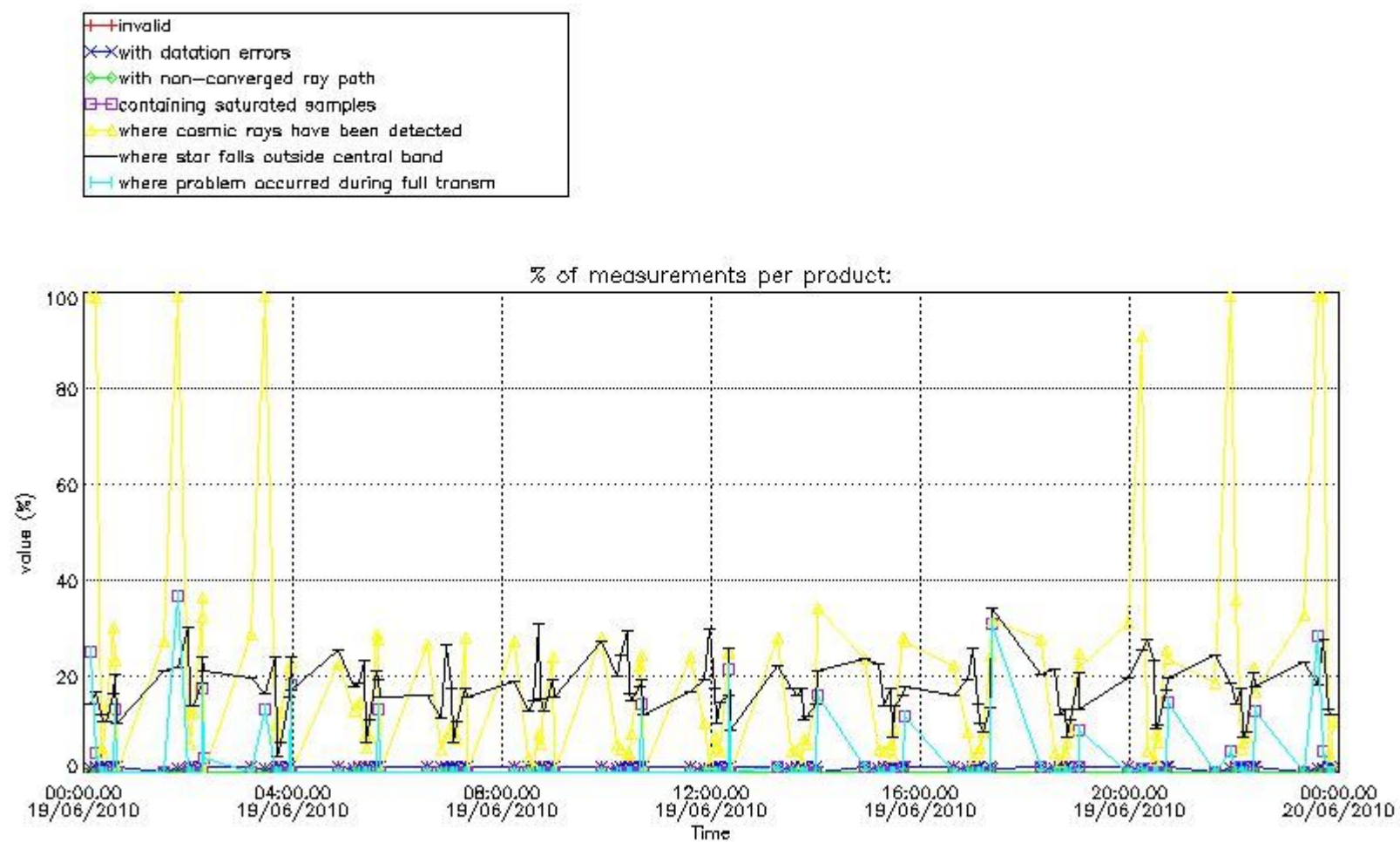


4. Level 1 quality information per product

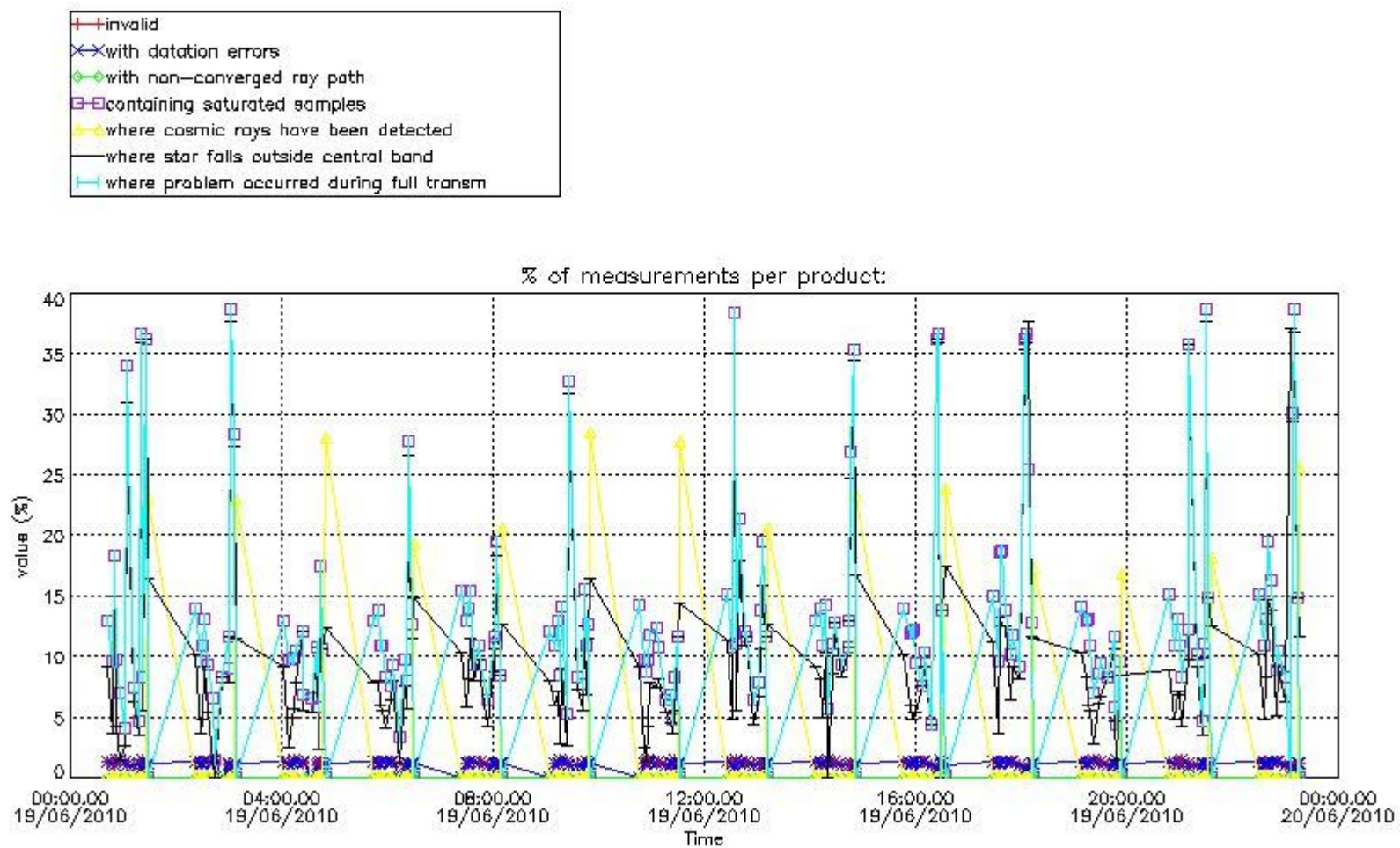
In this section it is plotted some information contained in the Quality Summary data set of the level 2 products that comes from the level 1b processing. Products without errors (error flag in the MPH set to "0") are used.

4.1 Plot quality information per product (time dependant) coming from level 1b processing

4.1.1 Plot level 1 quality information per product (time dependant): ENVISAT ASCENDING passes

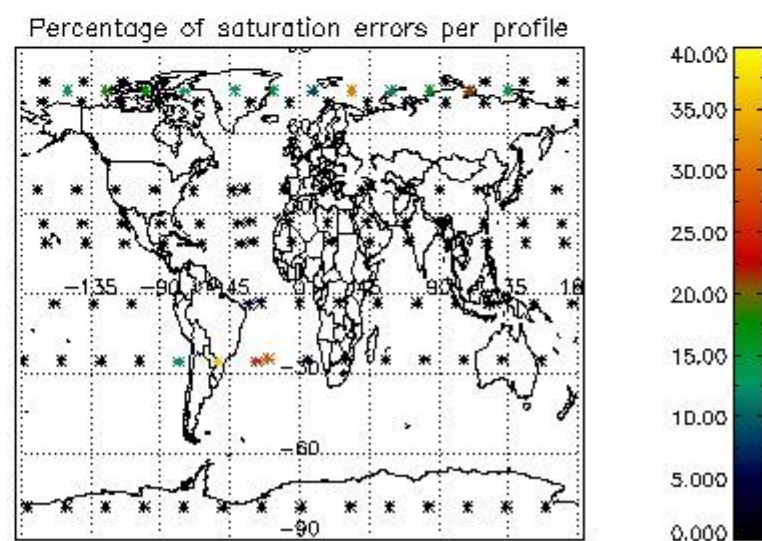
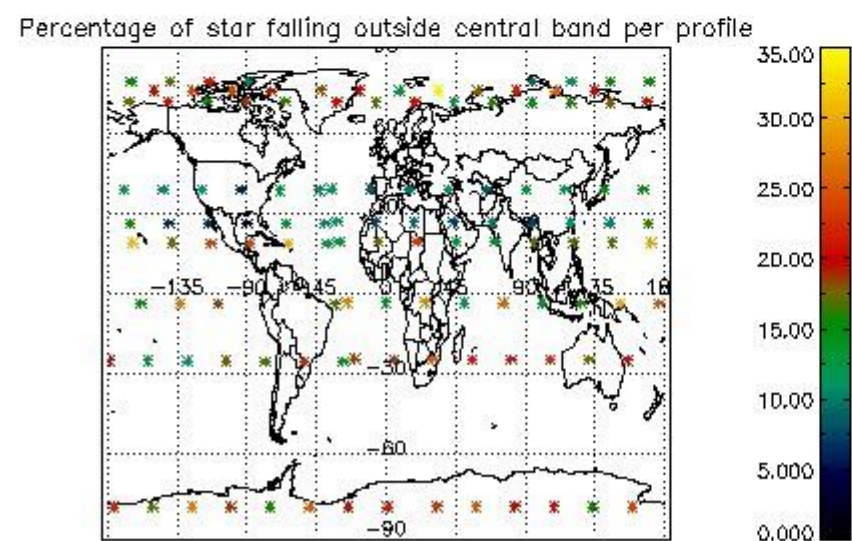
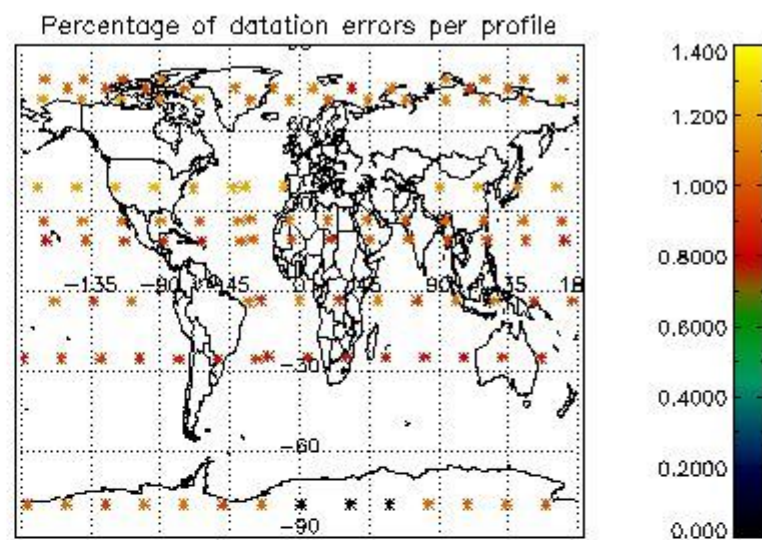
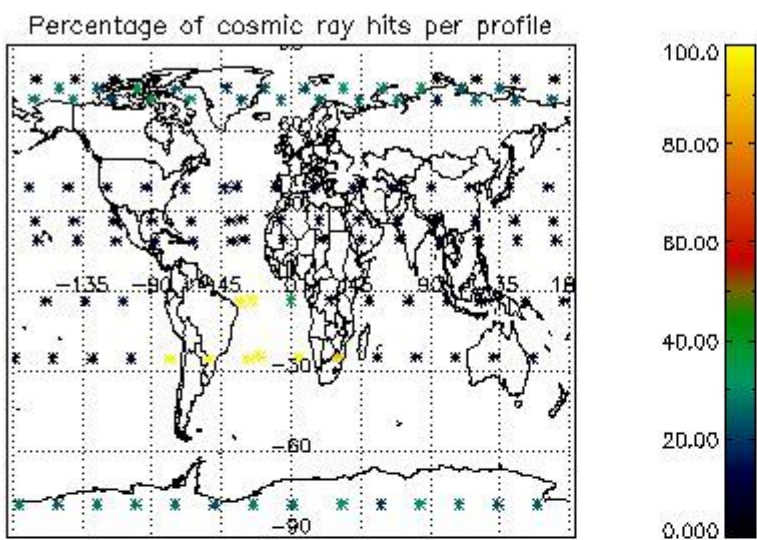


4.1.2 Plot level 1 quality information per product (time dependant): ENVI SAT DESCENDING passes

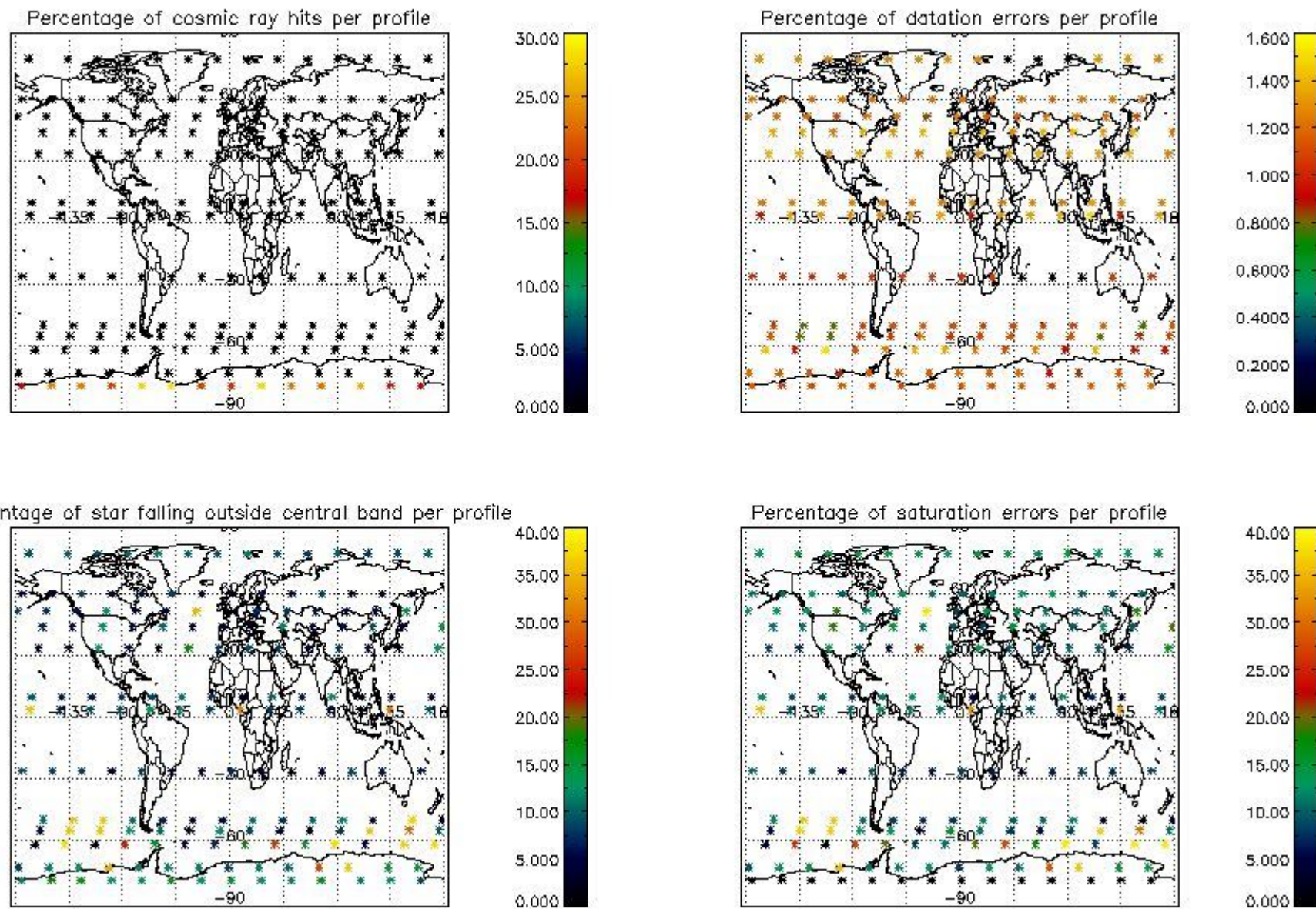


4.2 Plot quality information per product coming from level 1b processing (world map)

4.2.1 Plot level 1 quality information per product (world map): ENVISAT ASCENDING passes



4.2.2 Plot level 1 quality information per product (world map): ENVISAT DESCENDING passes



5. Trace gas profiles

5.1 Ozone statistics based on quality of products

The final quality of the products can be "measured" using the STD (Standard Deviation) attached to every point profile. This information is written to the parameter GOM_NL__2P/NL_LOCAL_SPECIES_DENSITY/o3_std of the level 2 products. The table below shows the statistics for given STD ranges.

The statistics are given with respect to the overall valid production:

- Products without fatal errors: GOM_NL__2P/MPH/PRODUCT_ERR=0
- Valid point profile: GOM_NL__2P/NL_LOCAL_SPECIES_DENSITY/pcd(0)=0

The 'Criteria' is applied to valid points of dark limb products:

- Products in dark limb illumination condition: GOM_NL__2P/NL_SUMMARY_QUALITY/obs_ill_cond=0
- Products without fatal errors: GOM_NL__2P/MPH/PRODUCT_ERR=0
- Valid point profile: GOM_NL__2P/NL_LOCAL_SPECIES_DENSITY/pcd(0)=0

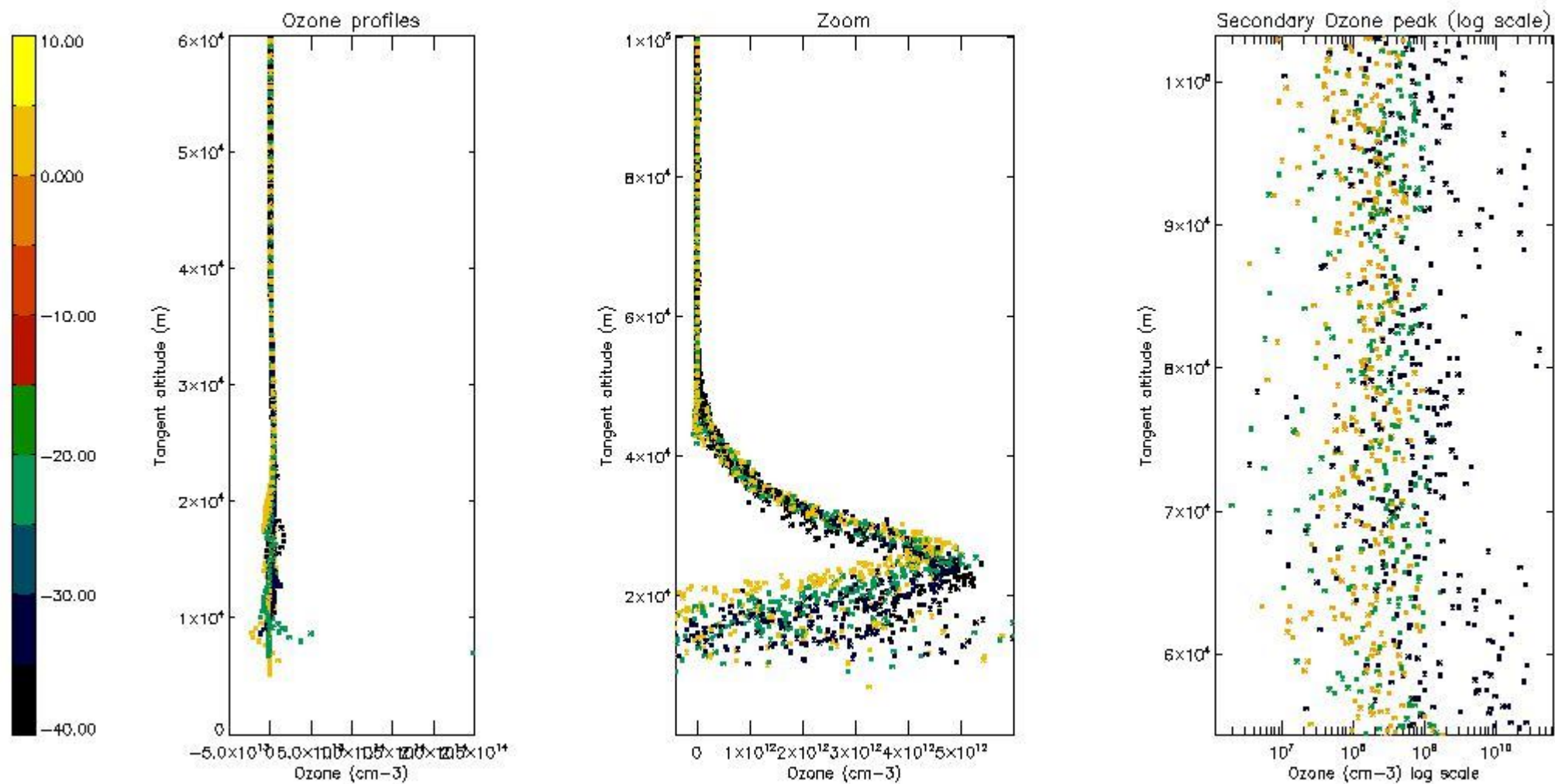
So, the table below shows the percentage of dark limb and valid observations for each criteria with respect to the overall valid daily observations.

Criteria	% of total production
All STD	17
STD < 20	4

STD < 10	2
STD < 5	0

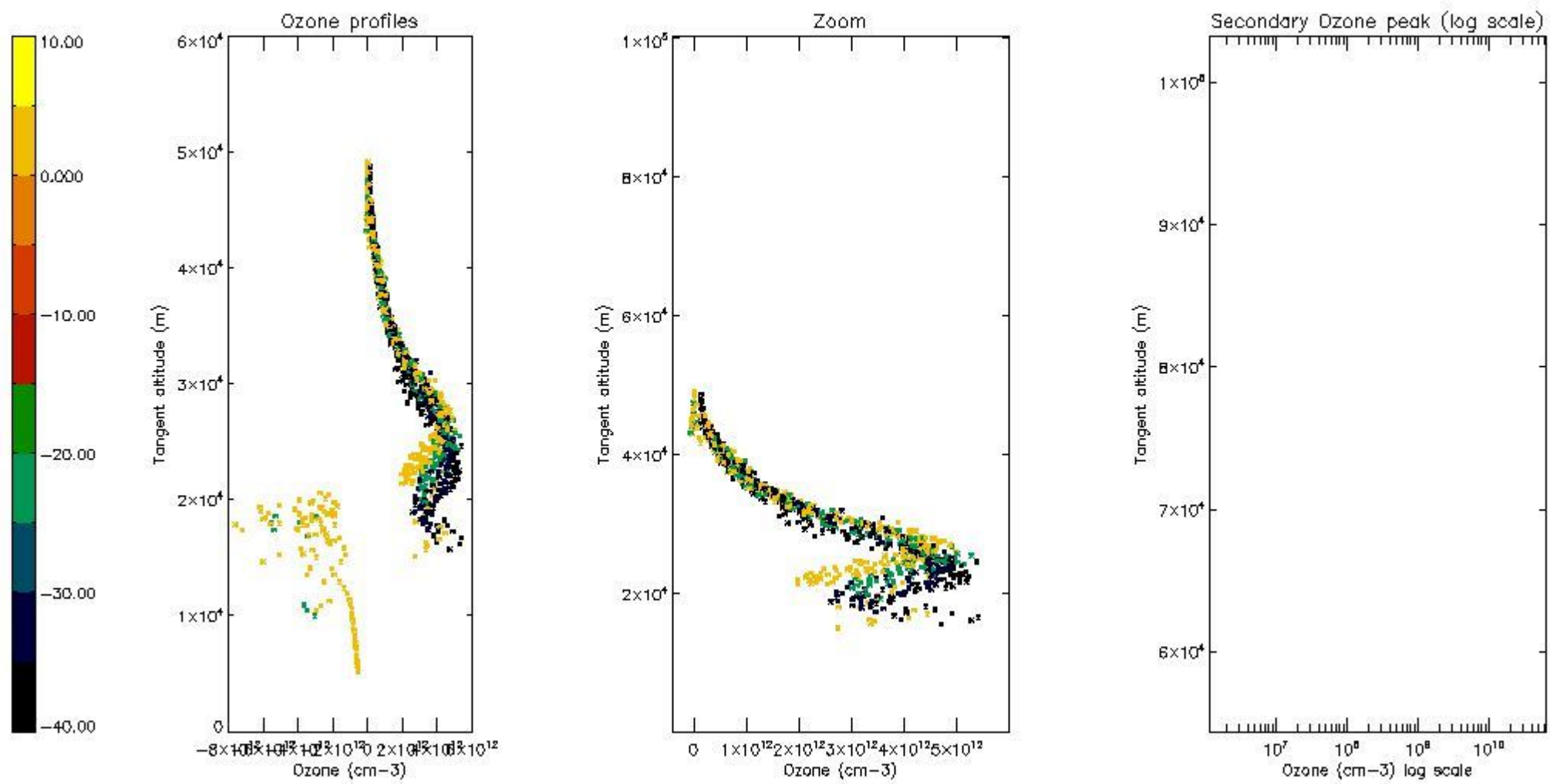
5.2 Plot ozone profiles for all STD (dark without errors)

The colorbar represents the latitude.



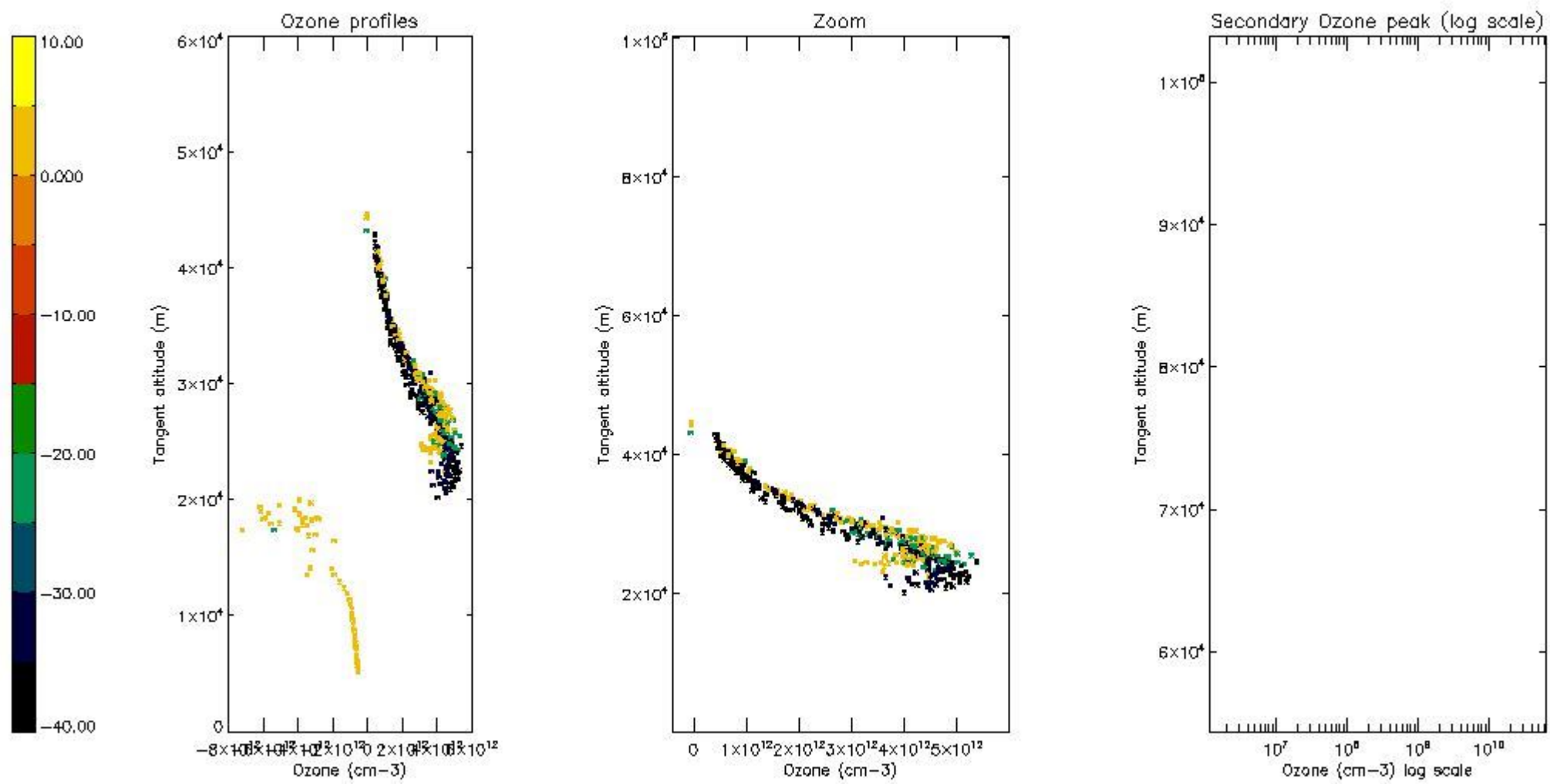
5.3 Plot ozone profiles where STD < 20% (dark without errors)

The colorbar represents the latitude.



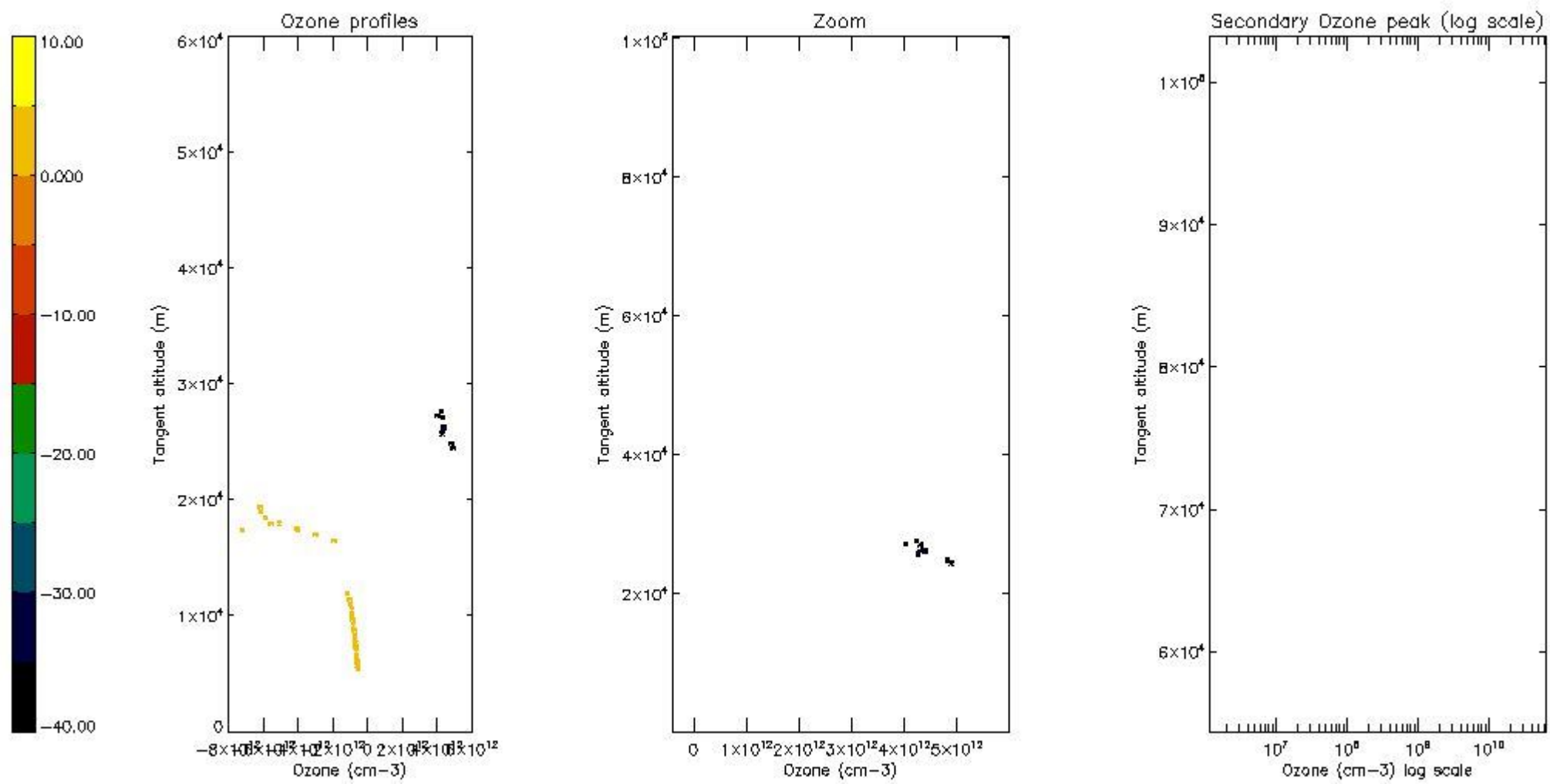
5.4 Plot ozone profiles where STD < 10% (dark without errors)

The colorbar represents the latitude.



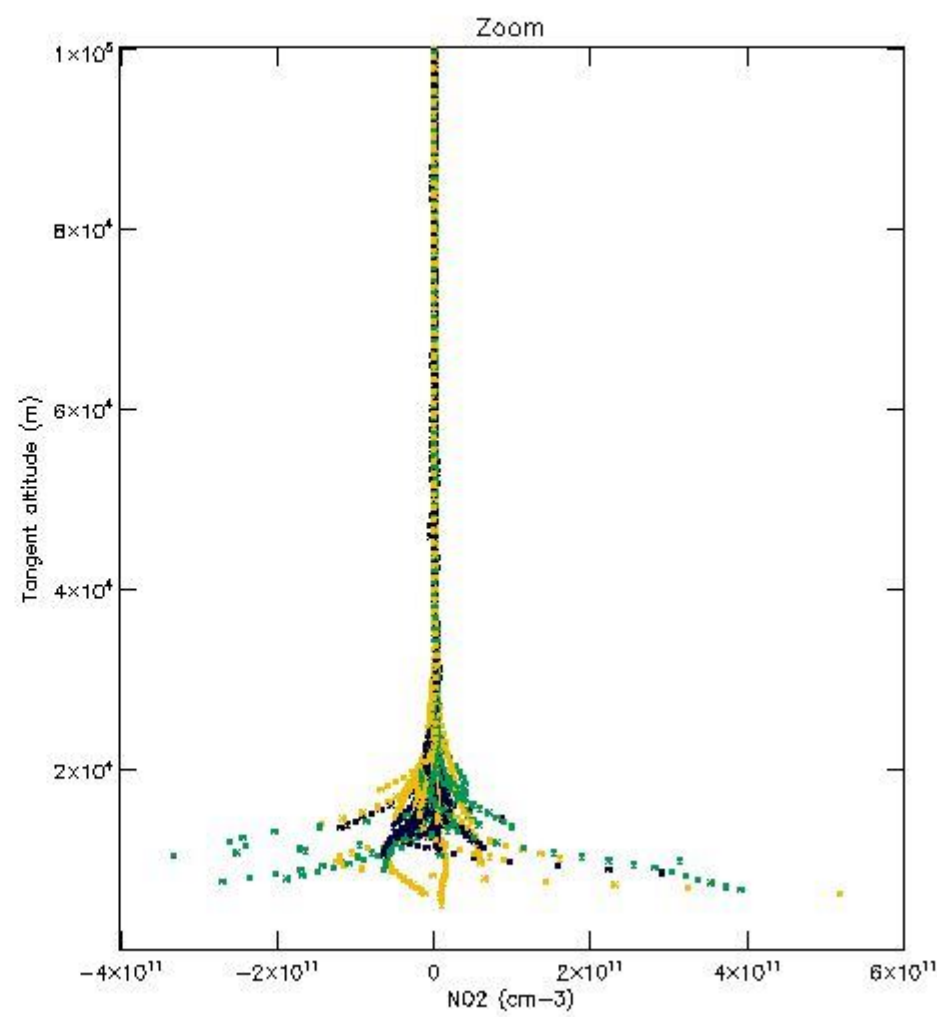
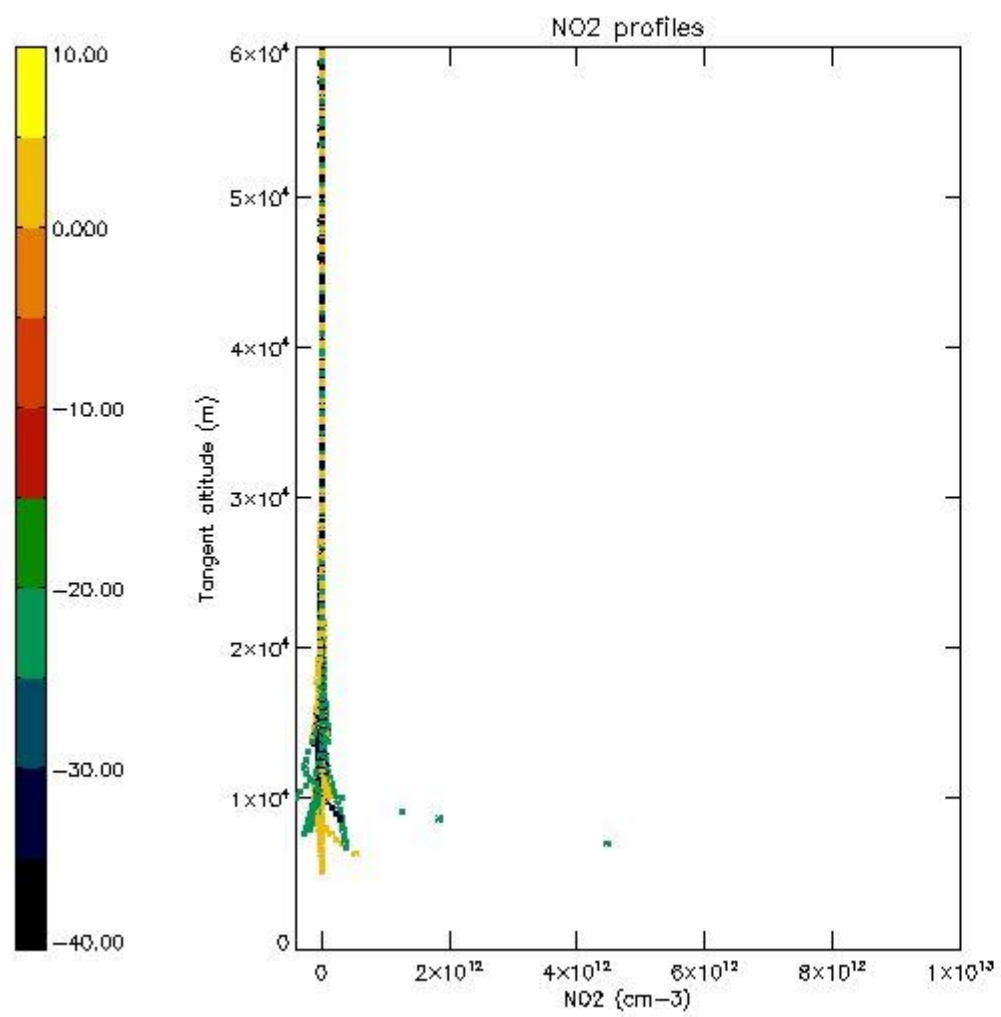
5.5 Plot ozone profiles where STD < 5% (dark without errors)

The colorbar represents the latitude.



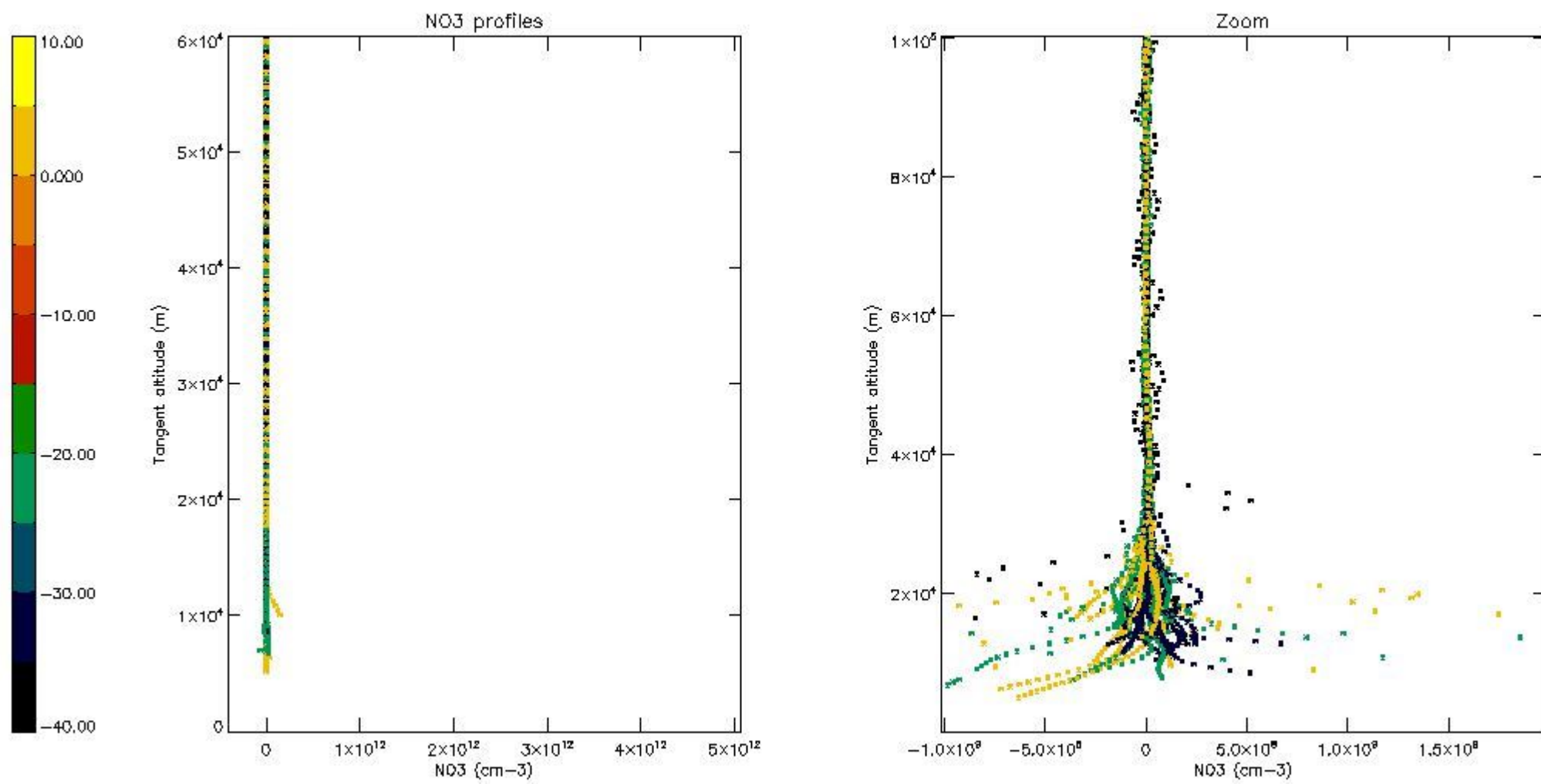
5.6 Plot NO₂ profiles for all STD (dark without errors)

The colorbar represents the latitude.



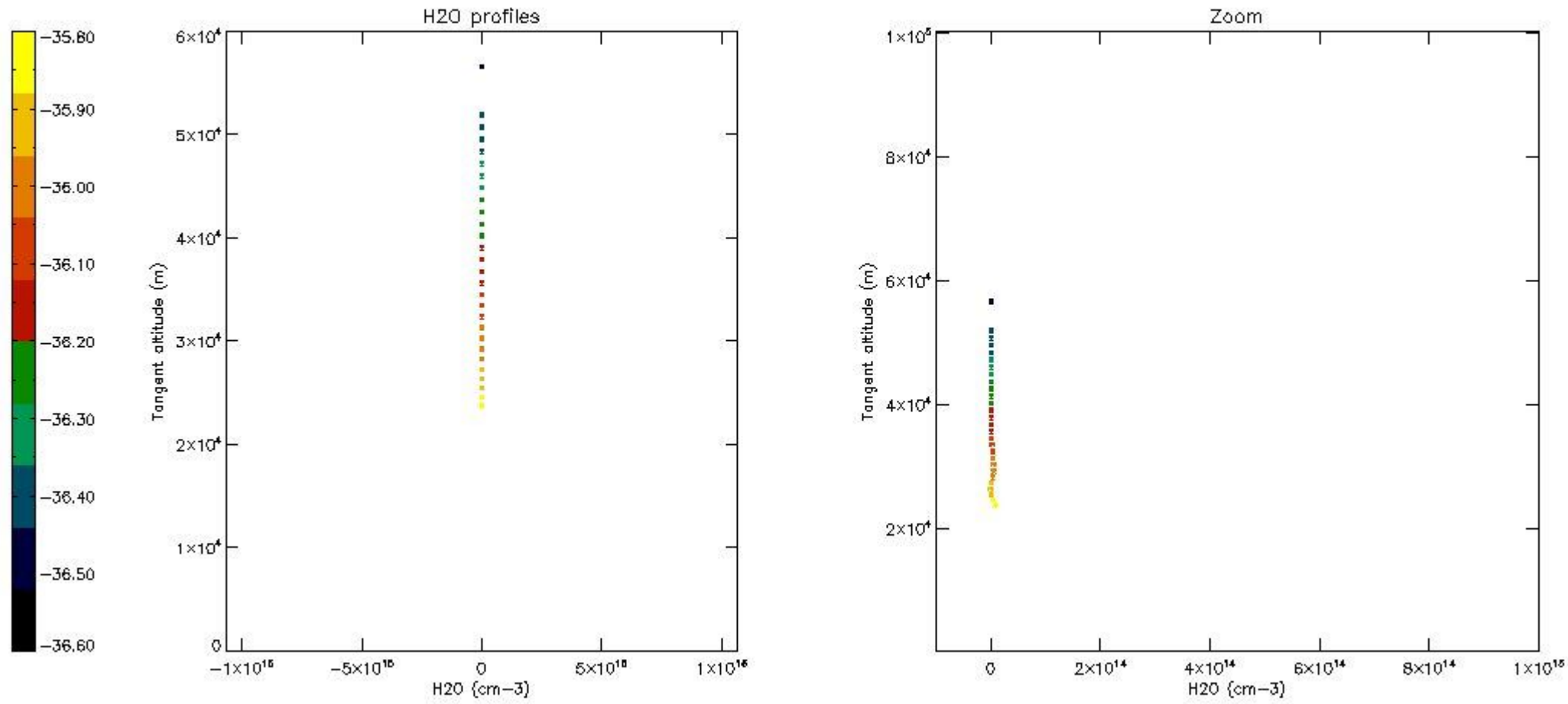
5.7 Plot NO3 profiles for all STD (dark without errors)

The colorbar represents the latitude.



5.8 Plot H2O profiles for all STD (only for occultations of stars 1,2,3,4,13,14,16,26,63 dark without errors)

The colorbar represents the latitude.



6. Auxiliary Data Files used for the production reported in section 2

The number reported in the third column indicates since which file (see list in section 2) the corresponding auxiliary file has been used. The fourth column is the date of those product files.

Type	Auxiliary Filename	Used since product	Used since product date
INST_PHYS_CHARACTERISTICS	GOM_INS_AXVIEC20091111_143220_20030716_120000_20500101_000000	1	19-JUN-2010 00:07:17
LEVEL-2_PROC_CONFIG	GOM_PR2_AXVIEC20091111_152718_20020301_000000_20500101_000000	1	19-JUN-2010 00:07:17
CROSS_SECTIONS_FILE	GOM_CRS_AXVIEC20091111_154832_20020301_000000_20500101_000000	1	19-JUN-2010 00:07:17

GOMOS Level 2 Daily Report

SUMMARY

[1. General Info](#)

[2. Summary of processed GOM_NL_2P products](#)

[3. Level 2 Quality information per product](#)

[3.1 Plot of level 2 quality information per product \(time dependant\)](#)

[3.2 Plot of level 2 quality information per product \(world map\)](#)

[4. Level 1 Quality information per product \(stored on level 2 products\)](#)

[4.1 Plot of level 1 quality information per product \(time dependant\)](#)

[4.1.1 Plot of level 1 quality information per product \(time dependant\): ASCENDING](#)

[4.1.2 Plot of level 1 quality information per product \(time dependant\): DESCENDING](#)

[4.2 Plot of level 1 quality information per product \(world map\)](#)

[4.2.1 Plot of level 1 quality information per product \(world map\): ASCENDING](#)

[4.2.2 Plot of level 1 quality information per product \(world map\): DESCENDING](#)

[5. Ozone profiles based on quality statistics and other trace gas profiles](#)

[5.1 Ozone statistics based on quality of products](#)

[5.2 Plot ozone profiles for all STD \(dark without errors\)](#)

[5.3 Plot ozone profiles where STD < 20% \(dark without errors\)](#)

[5.4. Plot ozone profiles where STD < 10% \(dark without errors\)](#)

[5.5. Plot ozone profiles where STD < 5% \(dark without errors\)](#)

[5.6 Plot NO2 profiles for all STD \(dark without errors\)](#)

[5.7 Plot NO3 profiles for all STD \(dark without errors\)](#)

[5.8 Plot H2O profiles \(only for occultations of stars 1,2,3,4,13,14,16,26,63 dark without errors\) for all STD](#)

[6. Auxiliary Data Files used for the production reported in section 2](#)

This report presents the daily analysis on parameters extracted from GOMOS level 2 data (GOM_NL__2P). It is intended to monitor some important parameters that will impact the quality of these products. A list of level 2 products (and content) that have arrived during the reporting day to the PCF is also given.

Item	Value
Time of report generation	29APR2013 12:07:24
Data source version	GOMOS/6.01
Start time of products	19-06-2010 (19JUN2010 00:00:00)
Stop time of products	20-06-2010 (20JUN2010 00:00:00)
Store outputs in DB	Yes
Nb of level 2 prods	303
Nb of prods with errors	0

2. Summary of processed GOM_NL__2P products.

Nr	Filename	UTC Start time	Limb	Duration	Star Id	Star Name	Star Mag	Star Temp	Nb Meas	Orbit	Prod. error
1	GOM_NL__2PRFIN20100619_000717_000000562090_00259_43399_5344.N1	19-JUN-2010 00:07:17	Dark	56.000	52	16Bet Cet	2.0370	4500.0	112	43399	No
2	GOM_NL__2PRFIN20100619_001319_000000482090_00259_43399_5345.N1	19-JUN-2010 00:13:19	Dark	48.000	84	Alp Phe	2.3970	4500.0	96	43399	No
3	GOM_NL__2PRFIN20100619_001939_000000502090_00260_43400_5332.N1	19-JUN-2010 00:19:39	Dark	49.500	63	Bet Gru	2.1500	2800.0	99	43400	No
4	GOM_NL__2PRFIN20100619_002142_000000482090_00260_43400_5333.N1	19-JUN-2010 00:21:42	Straylight	48.000	31	Alp Gru	1.7340	15200.	96	43400	No
5	GOM_NL__2PRFIN20100619_002516_000000422090_00260_43400_5334.N1	19-JUN-2010 00:25:16	Straylight	42.000	45	Alp Pav	1.9400	26000.	84	43400	No
6	GOM_NL__2PRFIN20100619_003455_000000432090_00260_43400_5335.N1	19-JUN-2010 00:34:55	Twilight	43.000	25	35Lam Sco	1.6200	28000.	86	43400	No
7	GOM_NL__2PRFIN20100619_003613_000000502090_00260_43400_5336.N1	19-JUN-2010 00:36:13	Twilight	49.500	116	19Del Sgr	2.7000	4100.0	99	43400	No
8	GOM_NL__2PRFIN20100619_003731_000000452090_00260_43400_5337.N1	19-JUN-2010 00:37:31	Bright	45.000	137	22Lam Sgr	2.8240	4400.0	90	43400	No
9	GOM_NL__2PRFIN20100619_004124_000000392090_00260_43400_5338.N1	19-JUN-2010 00:41:24	Bright	38.500	86	35Eta Oph	2.4300	10200.	77	43400	No
10	GOM_NL__2PRFIN20100619_004743_000000422090_00260_43400_5339.N1	19-JUN-2010 00:47:43	Bright	41.500	126	60Bet Oph	2.7700	4250.0	83	43400	No
11	GOM_NL__2PRFIN20100619_005011_000000472090_00260_43400_5340.N1	19-JUN-2010 00:50:11	Bright	46.500	59	55Alp Oph	2.0800	8900.0	93	43400	No
12	GOM_NL__2PRFIN20100619_005219_000000362090_00260_43400_5341.N1	19-JUN-2010 00:52:19	Bright	36.000	127	27Bet Her	2.7810	4700.0	72	43400	No
13	GOM_NL__2PRFIN20100619_005517_000000362090_00260_43400_5342.N1	19-JUN-2010 00:55:17	Bright	35.500	133	40Zet Her	2.8070	6000.0	71	43400	No
14	GOM_NL__2PRFIN20100619_010157_000000382090_00260_43400_5343.N1	19-JUN-2010 01:01:57	Bright	37.500	130	23Bet Dra	2.7990	5800.0	75	43400	No
15	GOM_NL__2PRFIN20100619_010342_000000502090_00260_43400_5344.N1	19-JUN-2010 01:03:42	Bright	50.000	119	14Eta Dra	2.7270	4700.0	100	43400	No
16	GOM_NL__2PRFIN20100619_011208_000000482090_00260_43400_5345.N1	19-JUN-2010 01:12:08	Bright	47.500	89	5Alp Cep	2.4510	8000.0	95	43400	No
17	GOM_NL__2PRFIN20100619_011848_000000432090_00260_43400_5346.N1	19-JUN-2010 01:18:48	Bright	43.000	74	11Bet Cas	2.2680	6600.0	86	43400	No
18	GOM_NL__2PRFIN20100619_012014_000000642090_00260_43400_5347.N1	19-JUN-2010 01:20:14	Bright	64.000	68	18Alp Cas	2.2250	4500.0	128	43400	No
19	GOM_NL__2PRFIN20100619_012208_000000362090_00260_43400_5348.N1	19-JUN-2010 01:22:08	Bright	36.000	160	23Gam Per	2.9300	4700.0	72	43400	No
20	GOM_NL__2PRFIN20100619_012535_000000582090_00260_43400_5349.N1	19-JUN-2010 01:25:35	Bright	58.000	73	57Gam1And	2.2600	13100.	116	43400	No
21	GOM_NL__2PRFIN20100619_012754_000000462090_00260_43400_5350.N1	19-JUN-2010 01:27:54	Bright	45.500	173	4Bet Tri	3.0040	8900.0	91	43400	No
22	GOM_NL__2PRFIN20100619_013135_000000502090_00260_43400_5351.N1	19-JUN-2010 01:31:35	Twilight	49.500	50	13Alp Ari	2.0070	4250.0	99	43400	No
23	GOM_NL__2PRFIN20100619_014754_000000622090_00260_43400_5352.N1	19-JUN-2010 01:47:54	Dark	61.500	52	16Bet Cet	2.0370	4500.0	123	43400	No
24	GOM_NL__2PRFIN20100619_020016_000000622090_00261_43401_5340.N1	19-JUN-2010 02:00:16	Dark	61.500	63	Bet Gru	2.1500	2800.0	123	43401	No
25	GOM_NL__2PRFIN20100619_020219_000000512090_00261_43401_5341.N1	19-JUN-2010 02:02:19	Straylight	51.000	31	Alp Gru	1.7340	15200.	102	43401	No
26	GOM_NL__2PRFIN20100619_020552_000000442090_00261_43401_5342.N1	19-JUN-2010 02:05:52	Straylight	44.000	45	Alp Pav	1.9400	26000.	88	43401	No
27	GOM_NL__2PRFIN20100619_021531_000000442090_00261_43401_5343.N1	19-JUN-2010 02:15:31	Twilight	43.500	25	35Lam Sco	1.6200	28000.	87	43401	No
28	GOM_NL__2PRFIN20100619_021649_000000522090_00261_43401_5344.N1	19-JUN-2010 02:16:49	Twilight	52.000	116	19Del Sgr	2.7000	4100.0	104	43401	No
29	GOM_NL__2PRFIN20100619_021808_000000522090_00261_43401_5345.N1	19-JUN-2010 02:18:08	Bright	52.000	137	22Lam Sgr	2.8240	4400.0	104	43401	No
30	GOM_NL__2PRFIN20100619_022200_000000402090_00261_43401_5346.N1	19-JUN-2010 02:22:00	Bright	39.500	86	35Eta Oph	2.4300	10200.	79	43401	No
31	GOM_NL__2PRFIN20100619_022819_000000422090_00261_43401_5347.N1	19-JUN-2010 02:28:19	Bright	41.500	126	60Bet Oph	2.7700	4250.0	83	43401	No
32	GOM_NL__2PRFIN20100619_023047_000000422090_00261_43401_5348.N1	19-JUN-2010 02:30:47	Bright	41.500	59	55Alp Oph	2.0800	8900.0	83	43401	No
33	GOM_NL__2PRFIN20100619_023255_000000382090_00261_43401_5349.N1	19-JUN-2010 02:32:55	Bright	38.000	127	27Bet Her	2.7810	4700.0	76	43401	No
34	GOM_NL__2PRFIN20100619_023553_000000382090_00261_43401_5350.N1	19-JUN-2010 02:35:53	Bright	37.500	133	40Zet Her	2.8070	6000.0	75	43401	No
35	GOM_NL__2PRFIN20100619_024233_000000382090_00261_43401_5351.N1	19-JUN-2010 02:42:33	Bright	38.000	130	23Bet Dra	2.7990	5800.0	76	43401	No
36	GOM_NL__2PRFIN20100619_024417_000000332090_00261_43401_5352.N1	19-JUN-2010 02:44:17	Bright	33.000	119	14Eta Dra	2.7270	4700.0	66	43401	No
37	GOM_NL__2PRFIN20100619_025243_000000482090_00261_43401_5353.N1	19-JUN-2010 02:52:43	Bright	48.000	89	5Alp Cep	2.4510	8000.0	96	43401	No
38	GOM_NL__2PRFIN20100619_025923_000000472090_00261_43401_5354.N1	19-JUN-2010 02:59:23	Bright	47.000	74	11Bet Cas	2.2680	6600.0	94	43401	No
39	GOM_NL__2PRFIN20100619_030050_000000452090_00261_43401_5355.N1	19-JUN-2010 03:00:50	Bright	44.500	68	18Alp Cas	2.2250	4500.0	89	43401	No
40	GOM_NL__2PRFIN20100619_030244_000000532090_00261_43401_5356.N1	19-JUN-2010 03:02:44	Bright	53.000	160	23Gam Per	2.9300	4700.0	106	43401	No
41	GOM_NL__2PRFIN20100619_030611_000000532090_00261_43401_5357.N1	19-JUN-2010 03:06:11	Bright	53.000	73	57Gam1And	2.2600	13100.	106	43401	No
42	GOM_NL__2PRFIN20100619_030830_000000442090_00261_43401_5358.N1	19-JUN-2010 03:08:30	Bright	43.500	173	4Bet Tri	3.0040	8900.0	87	43401	No

43	GOM_NL__2PRFIN20100619_031211_000000492090_00261_43401_5359.N1	19-JUN-2010 03:12:11	Twilight	48.500	50	13Alp Ari	2.0070	4250.0	97	43401	No
44	GOM_NL__2PRFIN20100619_032832_000000582090_00261_43401_5360.N1	19-JUN-2010 03:28:32	Dark	57.500	52	16Bet Cet	2.0370	4500.0	115	43401	No
45	GOM_NL__2PRFIN20100619_034053_000000572090_00262_43402_5348.N1	19-JUN-2010 03:40:53	Dark	56.500	63	Bet Gru	2.1500	2800.0	113	43402	No
46	GOM_NL__2PRFIN20100619_034256_000000472090_00262_43402_5349.N1	19-JUN-2010 03:42:56	Straylight	46.500	31	Alp Gru	1.7340	15200.	93	43402	No
47	GOM_NL__2PRFIN20100619_034629_000000412090_00262_43402_5350.N1	19-JUN-2010 03:46:29	Straylight	40.500	45	Alp Pav	1.9400	26000.	81	43402	No
48	GOM_NL__2PRFIN20100619_035607_000000422090_00262_43402_5351.N1	19-JUN-2010 03:56:07	Twi_and_stray	41.500	25	35Lam Sco	1.6200	28000.	83	43402	No
49	GOM_NL__2PRFIN20100619_035726_000000522090_00262_43402_5352.N1	19-JUN-2010 03:57:26	Twi_and_stray	52.000	116	19Del Sgr	2.7000	4100.0	104	43402	No
50	GOM_NL__2PRFIN20100619_035844_000000502090_00262_43402_5353.N1	19-JUN-2010 03:58:44	Bright	50.000	137	22Lam Sgr	2.8240	4400.0	100	43402	No
51	GOM_NL__2PRFIN20100619_040236_000000392090_00262_43402_5354.N1	19-JUN-2010 04:02:36	Bright	38.500	86	35Eta Oph	2.4300	10200.	77	43402	No
52	GOM_NL__2PRFIN20100619_040855_000000412090_00262_43402_5355.N1	19-JUN-2010 04:08:55	Bright	41.000	126	60Bet Oph	2.7700	4250.0	82	43402	No
53	GOM_NL__2PRFIN20100619_041123_000000412090_00262_43402_5356.N1	19-JUN-2010 04:11:23	Bright	41.000	59	55Alp Oph	2.0800	8900.0	82	43402	No
54	GOM_NL__2PRFIN20100619_041331_000000362090_00262_43402_5357.N1	19-JUN-2010 04:13:31	Bright	35.500	127	27Bet Her	2.7810	4700.0	71	43402	No
55	GOM_NL__2PRFIN20100619_041629_000000382090_00262_43402_5358.N1	19-JUN-2010 04:16:29	Bright	38.000	133	40Zet Her	2.8070	6000.0	76	43402	No
56	GOM_NL__2PRFIN20100619_042308_000000422090_00262_43402_5359.N1	19-JUN-2010 04:23:08	Bright	41.500	130	23Bet Dra	2.7990	5800.0	83	43402	No
57	GOM_NL__2PRFIN20100619_042453_000000372090_00262_43402_5360.N1	19-JUN-2010 04:24:53	Bright	36.500	119	14Eta Dra	2.7270	4700.0	73	43402	No
58	GOM_NL__2PRFIN20100619_043319_000000462090_00262_43402_5361.N1	19-JUN-2010 04:33:19	Bright	46.000	89	5Alp Cep	2.4510	8000.0	92	43402	No
59	GOM_NL__2PRFIN20100619_043959_000000472090_00262_43402_5362.N1	19-JUN-2010 04:39:59	Bright	46.500	74	11Bet Cas	2.2680	6600.0	93	43402	No
60	GOM_NL__2PRFIN20100619_044126_000000432090_00262_43402_5363.N1	19-JUN-2010 04:41:26	Bright	42.500	68	18Alp Cas	2.2250	4500.0	85	43402	No
61	GOM_NL__2PRFIN20100619_044320_000000402090_00262_43402_5364.N1	19-JUN-2010 04:43:20	Bright	40.000	160	23Gam Per	2.9300	4700.0	80	43402	No
62	GOM_NL__2PRFIN20100619_044647_000000432090_00262_43402_5365.N1	19-JUN-2010 04:46:47	Bright	42.500	73	57Gam1And	2.2600	13100.	85	43402	No
63	GOM_NL__2PRFIN20100619_044906_000000452090_00262_43402_5366.N1	19-JUN-2010 04:49:06	Bright	44.500	173	4Bet Tri	3.0040	8900.0	89	43402	No
64	GOM_NL__2PRFIN20100619_045247_000000532090_00262_43402_5367.N1	19-JUN-2010 04:52:47	Twilight	53.000	50	13Alp Ari	2.0070	4250.0	106	43402	No
65	GOM_NL__2PRFIN20100619_050909_000000592090_00262_43402_5368.N1	19-JUN-2010 05:09:09	Dark	58.500	52	16Bet Cet	2.0370	4500.0	117	43402	No
66	GOM_NL__2PRFIN20100619_051509_000000492090_00262_43402_5369.N1	19-JUN-2010 05:15:09	Dark	48.500	84	Alp Phe	2.3970	4500.0	97	43402	No
67	GOM_NL__2PRFIN20100619_052130_000000562090_00263_43403_5376.N1	19-JUN-2010 05:21:30	Dark	56.000	63	Bet Gru	2.1500	2800.0	112	43403	No
68	GOM_NL__2PRFIN20100619_052333_000000482090_00263_43403_5377.N1	19-JUN-2010 05:23:33	Straylight	47.500	31	Alp Gru	1.7340	15200.	95	43403	No
69	GOM_NL__2PRFIN20100619_052706_000000422090_00263_43403_5378.N1	19-JUN-2010 05:27:06	Straylight	41.500	45	Alp Pav	1.9400	26000.	83	43403	No
70	GOM_NL__2PRFIN20100619_053643_000000452090_00263_43403_5379.N1	19-JUN-2010 05:36:43	Twi_and_stray	45.000	25	35Lam Sco	1.6200	28000.	90	43403	No
71	GOM_NL__2PRFIN20100619_053802_000000492090_00263_43403_5380.N1	19-JUN-2010 05:38:02	Twi_and_stray	49.000	116	19Del Sgr	2.7000	4100.0	98	43403	No
72	GOM_NL__2PRFIN20100619_053920_000000492090_00263_43403_5381.N1	19-JUN-2010 05:39:20	Bright	48.500	137	22Lam Sgr	2.8240	4400.0	97	43403	No
73	GOM_NL__2PRFIN20100619_054312_000000392090_00263_43403_5382.N1	19-JUN-2010 05:43:12	Bright	38.500	86	35Eta Oph	2.4300	10200.	77	43403	No
74	GOM_NL__2PRFIN20100619_054931_000000442090_00263_43403_5383.N1	19-JUN-2010 05:49:31	Bright	43.500	126	60Bet Oph	2.7700	4250.0	87	43403	No
75	GOM_NL__2PRFIN20100619_055158_000000422090_00263_43403_5384.N1	19-JUN-2010 05:51:58	Bright	41.500	59	55Alp Oph	2.0800	8900.0	83	43403	No
76	GOM_NL__2PRFIN20100619_055407_000000372090_00263_43403_5385.N1	19-JUN-2010 05:54:07	Bright	36.500	127	27Bet Her	2.7810	4700.0	73	43403	No
77	GOM_NL__2PRFIN20100619_055705_000000372090_00263_43403_5386.N1	19-JUN-2010 05:57:05	Bright	36.500	133	40Zet Her	2.8070	6000.0	73	43403	No
78	GOM_NL__2PRFIN20100619_060344_000000402090_00263_43403_5387.N1	19-JUN-2010 06:03:44	Bright	39.500	130	23Bet Dra	2.7990	5800.0	79	43403	No
79	GOM_NL__2PRFIN20100619_060529_000000382090_00263_43403_5388.N1	19-JUN-2010 06:05:29	Bright	37.500	119	14Eta Dra	2.7270	4700.0	75	43403	No
80	GOM_NL__2PRFIN20100619_061354_000000452090_00263_43403_5389.N1	19-JUN-2010 06:13:54	Bright	45.000	89	5Alp Cep	2.4510	8000.0	90	43403	No
81	GOM_NL__2PRFIN20100619_062034_000000462090_00263_43403_5390.N1	19-JUN-2010 06:20:34	Bright	46.000	74	11Bet Cas	2.2680	6600.0	92	43403	No
82	GOM_NL__2PRFIN20100619_062201_000000442090_00263_43403_5391.N1	19-JUN-2010 06:22:01	Bright	44.000	68	18Alp Cas	2.2250	4500.0	88	43403	No
83	GOM_NL__2PRFIN20100619_062356_000000452090_00263_43403_5392.N1	19-JUN-2010 06:23:56	Bright	45.000	160	23Gam Per	2.9300	4700.0	90	43403	No
84	GOM_NL__2PRFIN20100619_062723_000000442090_00263_43403_5393.N1	19-JUN-2010 06:27:23	Bright	43.500	73	57Gam1And	2.2600	13100.	87	43403	No
85	GOM_NL__2PRFIN20100619_062942_000000442090_00263_43403_5394.N1	19-JUN-2010 06:29:42	Bright	44.000	173	4Bet Tri	3.0040	8900.0	88	43403	No
86	GOM_NL__2PRFIN20100619_063323_000000472090_00263_43403_5395.N1	19-JUN-2010 06:33:23	Twilight	47.000	50	13Alp Ari	2.0070	4250.0	94	43403	No
87	GOM_NL__2PRFIN20100619_064946_000000542090_00263_43403_5396.N1	19-JUN-2010 06:49:46	Dark	53.500	52	16Bet Cet	2.0370	4500.0	107	43403	No
88	GOM_NL__2PRFIN20100619_065546_000000552090_00263_43403_5397.N1	19-JUN-2010 06:55:46	Dark	54.500	84	Alp Phe	2.3970	4500.0	109	43403	No
89	GOM_NL__2PRFIN20100619_070207_000000522090_00264_43404_5384.N1	19-JUN-2010 07:02:07	Dark	51.500	63	Bet Gru	2.1500	2800.0	103	43404	No
90	GOM_NL__2PRFIN20100619_070410_000000482090_00264_43404_5385.N1	19-JUN-2010 07:04:10	Straylight	47.500	31	Alp Gru	1.7340	15200.	95	43404	No
91	GOM_NL__2PRFIN20100619_070742_000000432090_00264_43404_5386.N1	19-JUN-2010 07:07:42	Straylight	42.500	45	Alp Pav	1.9400	26000.	85	43404	No
92	GOM_NL__2PRFIN20100619_071720_000000432090_00264_43404_5387.N1	19-JUN-2010 07:17:20	Twi_and_stray	43.000	25	35Lam Sco	1.6200	28000.	86	43404	No
93	GOM_NL__2PRFIN20100619_071956_000000492090_00264_43404_5388.N1	19-JUN-2010 07:19:56	Bright	48.500	137	22Lam Sgr	2.8240	4400.0	97	43404	No
94	GOM_NL__2PRFIN20100619_072348_000000392090_00264_43404_5389.N1	19-JUN-2010 07:23:48	Bright	39.000	86	35Eta Oph	2.4300	10200.	78	43404	No
95	GOM_NL__2PRFIN20100619_073007_000000432090_00264_43404_5390.N1	19-JUN-2010 07:30:07	Bright	42.500	126	60Bet Oph	2.7700	4250.0	85	43404	No
96	GOM_NL__2PRFIN20100619_073234_000000432090_00264_43404_5391.N1	19-JUN-2010 07:32:34	Bright	43.000	59	55Alp Oph	2.0800	8900.0	86	43404	No
97	GOM_NL__2PRFIN20100619_073443_000000392090_00264_43404_5392.N1	19-JUN-2010 07:34:43	Bright	39.000	127	27Bet Her	2.7810	4700.0	78	43404	No
98	GOM_NL__2PRFIN20100619_073741_000000382090_00264_43404_5393.N1	19-JUN-2010 07:37:41	Bright	37.500	133	40Zet Her	2.8070	6000.0	75	43404	No
99	GOM_NL__2PRFIN20100619_074420_000000412090_00264_43404_5394.N1	19-JUN-2010 07:44:20	Bright	41.000	130	23Bet Dra	2.7990	5800.0	82	43404	No
100	GOM_NL__2PRFIN20100619_074605_000000382090_00264_43404_5395.N1	19-JUN-2010 07:46:05	Bright	37.500	119	14Eta Dra	2.7270	4700.0	75	43404	No
101	GOM_NL__2PRFIN20100619_075430_000000472090_00264_43404_5396.N1	19-JUN-2010 07:54:30	Bright	47.000	89	5Alp Cep	2.4510	8000.0	94	43404	No

102	GOM_NL__2PRFIN20100619_080110_000000472090_00264_43404_5397.N1	19-JUN-2010 08:01:10	Bright	47.000	74	11Bet Cas	2.2680	6600.0	94	43404	No
103	GOM_NL__2PRFIN20100619_080237_000000462090_00264_43404_5398.N1	19-JUN-2010 08:02:37	Bright	45.500	68	18Alp Cas	2.2250	4500.0	91	43404	No
104	GOM_NL__2PRFIN20100619_080433_000000412090_00264_43404_5399.N1	19-JUN-2010 08:04:33	Bright	41.000	160	23Gam Per	2.9300	4700.0	82	43404	No
105	GOM_NL__2PRFIN20100619_080759_000000422090_00264_43404_5400.N1	19-JUN-2010 08:07:59	Bright	41.500	73	57Gam1And	2.2600	13100.	83	43404	No
106	GOM_NL__2PRFIN20100619_081019_000000442090_00264_43404_5401.N1	19-JUN-2010 08:10:19	Bright	43.500	173	4Bet Tri	3.0040	8900.0	87	43404	No
107	GOM_NL__2PRFIN20100619_081400_000000482090_00264_43404_5402.N1	19-JUN-2010 08:14:00	Twilight	47.500	50	13Alp Ari	2.0070	4250.0	95	43404	No
108	GOM_NL__2PRFIN20100619_083023_000000552090_00264_43404_5403.N1	19-JUN-2010 08:30:23	Dark	54.500	52	16Bet Cet	2.0370	4500.0	109	43404	No
109	GOM_NL__2PRFIN20100619_083623_000000472090_00264_43404_5404.N1	19-JUN-2010 08:36:23	Dark	47.000	84	Alp Phe	2.3970	4500.0	94	43404	No
110	GOM_NL__2PRFIN20100619_084244_000000632090_00265_43405_5392.N1	19-JUN-2010 08:42:44	Dark	63.000	63	Bet Gru	2.1500	2800.0	126	43405	No
111	GOM_NL__2PRFIN20100619_084447_000000522090_00265_43405_5393.N1	19-JUN-2010 08:44:47	Straylight	52.000	31	Alp Gru	1.7340	15200.	104	43405	No
112	GOM_NL__2PRFIN20100619_084819_000000432090_00265_43405_5394.N1	19-JUN-2010 08:48:19	Straylight	43.000	45	Alp Pav	1.9400	26000.	86	43405	No
113	GOM_NL__2PRFIN20100619_085758_000000422090_00265_43405_5395.N1	19-JUN-2010 08:57:58	Tw_i_and_stray	41.500	25	35Lam Sco	1.6200	28000.	83	43405	No
114	GOM_NL__2PRFIN20100619_090032_000000492090_00265_43405_5396.N1	19-JUN-2010 09:00:32	Bright	48.500	137	22Lam Sgr	2.8240	4400.0	97	43405	No
115	GOM_NL__2PRFIN20100619_090424_000000382090_00265_43405_5397.N1	19-JUN-2010 09:04:24	Bright	37.500	86	35Eta Oph	2.4300	10200.	75	43405	No
116	GOM_NL__2PRFIN20100619_091042_000000422090_00265_43405_5398.N1	19-JUN-2010 09:10:42	Bright	41.500	126	60Bet Oph	2.7700	4250.0	83	43405	No
117	GOM_NL__2PRFIN20100619_091310_000000432090_00265_43405_5399.N1	19-JUN-2010 09:13:10	Bright	42.500	59	55Alp Oph	2.0800	8900.0	85	43405	No
118	GOM_NL__2PRFIN20100619_091519_000000362090_00265_43405_5400.N1	19-JUN-2010 09:15:19	Bright	35.500	127	27Bet Her	2.7810	4700.0	71	43405	No
119	GOM_NL__2PRFIN20100619_091816_000000392090_00265_43405_5401.N1	19-JUN-2010 09:18:16	Bright	39.000	133	40Zet Her	2.8070	6000.0	78	43405	No
120	GOM_NL__2PRFIN20100619_092455_000000392090_00265_43405_5402.N1	19-JUN-2010 09:24:55	Bright	38.500	130	23Bet Dra	2.7990	5800.0	77	43405	No
121	GOM_NL__2PRFIN20100619_092641_000000512090_00265_43405_5403.N1	19-JUN-2010 09:26:41	Bright	50.500	119	14Eta Dra	2.7270	4700.0	101	43405	No
122	GOM_NL__2PRFIN20100619_093505_000000492090_00265_43405_5404.N1	19-JUN-2010 09:35:05	Bright	48.500	89	5Alp Cep	2.4510	8000.0	97	43405	No
123	GOM_NL__2PRFIN20100619_094145_000000452090_00265_43405_5405.N1	19-JUN-2010 09:41:45	Bright	45.000	74	11Bet Cas	2.2680	6600.0	90	43405	No
124	GOM_NL__2PRFIN20100619_094313_000000482090_00265_43405_5406.N1	19-JUN-2010 09:43:13	Bright	48.000	68	18Alp Cas	2.2250	4500.0	96	43405	No
125	GOM_NL__2PRFIN20100619_094508_000000372090_00265_43405_5407.N1	19-JUN-2010 09:45:08	Bright	36.500	160	23Gam Per	2.9300	4700.0	73	43405	No
126	GOM_NL__2PRFIN20100619_094835_000000442090_00265_43405_5408.N1	19-JUN-2010 09:48:35	Bright	43.500	73	57Gam1And	2.2600	13100.	87	43405	No
127	GOM_NL__2PRFIN20100619_095055_000000462090_00265_43405_5409.N1	19-JUN-2010 09:50:55	Bright	45.500	173	4Bet Tri	3.0040	8900.0	91	43405	No
128	GOM_NL__2PRFIN20100619_095436_000000542090_00265_43405_5410.N1	19-JUN-2010 09:54:36	Twilight	53.500	50	13Alp Ari	2.0070	4250.0	107	43405	No
129	GOM_NL__2PRFIN20100619_101100_000000602090_00265_43405_5411.N1	19-JUN-2010 10:11:00	Dark	60.000	52	16Bet Cet	2.0370	4500.0	120	43405	No
130	GOM_NL__2PRFIN20100619_101659_000000532090_00265_43405_5412.N1	19-JUN-2010 10:16:59	Dark	53.000	84	Alp Phe	2.3970	4500.0	106	43405	No
131	GOM_NL__2PRFIN20100619_102321_000000612090_00266_43406_5400.N1	19-JUN-2010 10:23:21	Dark	61.000	63	Bet Gru	2.1500	2800.0	122	43406	No
132	GOM_NL__2PRFIN20100619_102524_000000532090_00266_43406_5401.N1	19-JUN-2010 10:25:24	Straylight	52.500	31	Alp Gru	1.7340	15200.	105	43406	No
133	GOM_NL__2PRFIN20100619_102855_000000442090_00266_43406_5402.N1	19-JUN-2010 10:28:55	Straylight	44.000	45	Alp Pav	1.9400	26000.	88	43406	No
134	GOM_NL__2PRFIN20100619_103823_000000482090_00266_43406_5403.N1	19-JUN-2010 10:38:23	Tw_i_and_stray	47.500	38	20Eps Sgr	1.8360	11000.	95	43406	No
135	GOM_NL__2PRFIN20100619_103951_000000492090_00266_43406_5404.N1	19-JUN-2010 10:39:51	Tw_i_and_stray	49.000	116	19Del Sgr	2.7000	4100.0	98	43406	No
136	GOM_NL__2PRFIN20100619_104109_000000462090_00266_43406_5405.N1	19-JUN-2010 10:41:09	Bright	46.000	137	22Lam Sgr	2.8240	4400.0	92	43406	No
137	GOM_NL__2PRFIN20100619_104500_000000392090_00266_43406_5406.N1	19-JUN-2010 10:45:00	Bright	38.500	86	35Eta Oph	2.4300	10200.	77	43406	No
138	GOM_NL__2PRFIN20100619_105118_000000412090_00266_43406_5407.N1	19-JUN-2010 10:51:18	Bright	41.000	126	60Bet Oph	2.7700	4250.0	82	43406	No
139	GOM_NL__2PRFIN20100619_105345_000000402090_00266_43406_5408.N1	19-JUN-2010 10:53:45	Bright	40.000	59	55Alp Oph	2.0800	8900.0	80	43406	No
140	GOM_NL__2PRFIN20100619_105555_000000362090_00266_43406_5409.N1	19-JUN-2010 10:55:55	Bright	36.000	127	27Bet Her	2.7810	4700.0	72	43406	No
141	GOM_NL__2PRFIN20100619_105852_000000382090_00266_43406_5410.N1	19-JUN-2010 10:58:52	Bright	38.000	133	40Zet Her	2.8070	6000.0	76	43406	No
142	GOM_NL__2PRFIN20100619_110531_000000412090_00266_43406_5411.N1	19-JUN-2010 11:05:31	Bright	40.500	130	23Bet Dra	2.7990	5800.0	81	43406	No
143	GOM_NL__2PRFIN20100619_110717_000000372090_00266_43406_5412.N1	19-JUN-2010 11:07:17	Bright	37.000	119	14Eta Dra	2.7270	4700.0	74	43406	No
144	GOM_NL__2PRFIN20100619_111540_000000472090_00266_43406_5413.N1	19-JUN-2010 11:15:40	Bright	47.000	89	5Alp Cep	2.4510	8000.0	94	43406	No
145	GOM_NL__2PRFIN20100619_112221_000000442090_00266_43406_5414.N1	19-JUN-2010 11:22:21	Bright	44.000	74	11Bet Cas	2.2680	6600.0	88	43406	No
146	GOM_NL__2PRFIN20100619_112348_000000422090_00266_43406_5415.N1	19-JUN-2010 11:23:48	Bright	42.000	68	18Alp Cas	2.2250	4500.0	84	43406	No
147	GOM_NL__2PRFIN20100619_112544_000000362090_00266_43406_5416.N1	19-JUN-2010 11:25:44	Bright	36.000	160	23Gam Per	2.9300	4700.0	72	43406	No
148	GOM_NL__2PRFIN20100619_112911_000000432090_00266_43406_5417.N1	19-JUN-2010 11:29:11	Bright	43.000	73	57Gam1And	2.2600	13100.	86	43406	No
149	GOM_NL__2PRFIN20100619_113130_000000452090_00266_43406_5418.N1	19-JUN-2010 11:31:30	Bright	45.000	173	4Bet Tri	3.0040	8900.0	90	43406	No
150	GOM_NL__2PRFIN20100619_113512_000000482090_00266_43406_5419.N1	19-JUN-2010 11:35:12	Twilight	48.000	50	13Alp Ari	2.0070	4250.0	96	43406	No
151	GOM_NL__2PRFIN20100619_115137_000000602090_00266_43406_5420.N1	19-JUN-2010 11:51:37	Dark	59.500	52	16Bet Cet	2.0370	4500.0	119	43406	No
152	GOM_NL__2PRFIN20100619_115736_000000572090_00266_43406_5421.N1	19-JUN-2010 11:57:36	Dark	57.000	84	Alp Phe	2.3970	4500.0	114	43406	No
153	GOM_NL__2PRFIN20100619_120357_000000522090_00267_43407_5408.N1	19-JUN-2010 12:03:57	Dark	52.000	63	Bet Gru	2.1500	2800.0	104	43407	No
154	GOM_NL__2PRFIN20100619_120601_000000492090_00267_43407_5409.N1	19-JUN-2010 12:06:01	Straylight	48.500	31	Alp Gru	1.7340	15200.	97	43407	No
155	GOM_NL__2PRFIN20100619_120931_000000452090_00267_43407_5410.N1	19-JUN-2010 12:09:31	Straylight	44.500	45	Alp Pav	1.9400	26000.	89	43407	No
156	GOM_NL__2PRFIN20100619_121900_000000472090_00267_43407_5411.N1	19-JUN-2010 12:19:00	Tw_i_and_stray	46.500	38	20Eps Sgr	1.8360	11000.	93	43407	No
157	GOM_NL__2PRFIN20100619_122027_000000542090_00267_43407_5412.N1	19-JUN-2010 12:20:27	Tw_i_and_stray	54.000	116	19Del Sgr	2.7000	4100.0	108	43407	No
158	GOM_NL__2PRFIN20100619_122145_000000462090_00267_43407_5413.N1	19-JUN-2010 12:21:45	Bright	45.500	137	22Lam Sgr	2.8240	4400.0	91	43407	No
159	GOM_NL__2PRFIN20100619_122536_000000402090_00267_43407_5414.N1	19-JUN-2010 12:25:36	Bright	39.500	86	35Eta Oph	2.4300	10200.	79	43407	No
160	GOM_NL__2PRFIN20100619_123153_000000422090_00267_43407_5415.N1	19-JUN-2010 12:31:53	Bright	42.000	126	60Bet Oph	2.7700	4250.0	84	43407	No

161	GOM_NL__2PRFIN20100619_123421_000000602090_00267_43407_5416.N1	19-JUN-2010 12:34:21	Bright	60.000	59	55Alp Oph	2.0800	8900.0	120	43407	No
162	GOM_NL__2PRFIN20100619_123630_000000362090_00267_43407_5417.N1	19-JUN-2010 12:36:30	Bright	36.000	127	27Bet Her	2.7810	4700.0	72	43407	No
163	GOM_NL__2PRFIN20100619_123928_000000422090_00267_43407_5418.N1	19-JUN-2010 12:39:28	Bright	42.000	133	40Zet Her	2.8070	6000.0	84	43407	No
164	GOM_NL__2PRFIN20100619_124606_000000422090_00267_43407_5419.N1	19-JUN-2010 12:46:06	Bright	41.500	130	23Bet Dra	2.7990	5800.0	83	43407	No
165	GOM_NL__2PRFIN20100619_124752_000000392090_00267_43407_5420.N1	19-JUN-2010 12:47:52	Bright	38.500	119	14Eta Dra	2.7270	4700.0	77	43407	No
166	GOM_NL__2PRFIN20100619_125615_000000472090_00267_43407_5421.N1	19-JUN-2010 12:56:15	Bright	46.500	89	5Alp Cep	2.4510	8000.0	93	43407	No
167	GOM_NL__2PRFIN20100619_130257_000000452090_00267_43407_5422.N1	19-JUN-2010 13:02:57	Bright	44.500	74	11Bet Cas	2.2680	6600.0	89	43407	No
168	GOM_NL__2PRFIN20100619_130424_000000472090_00267_43407_5423.N1	19-JUN-2010 13:04:24	Bright	47.000	68	18Alp Cas	2.2250	4500.0	94	43407	No
169	GOM_NL__2PRFIN20100619_130620_000000412090_00267_43407_5424.N1	19-JUN-2010 13:06:20	Bright	41.000	160	23Gam Per	2.9300	4700.0	82	43407	No
170	GOM_NL__2PRFIN20100619_130946_000000432090_00267_43407_5425.N1	19-JUN-2010 13:09:46	Bright	43.000	73	57Gam1And	2.2600	13100.	86	43407	No
171	GOM_NL__2PRFIN20100619_131206_000000442090_00267_43407_5426.N1	19-JUN-2010 13:12:06	Bright	43.500	173	4Bet Tri	3.0040	8900.0	87	43407	No
172	GOM_NL__2PRFIN20100619_131548_000000502090_00267_43407_5427.N1	19-JUN-2010 13:15:48	Twilight	50.000	50	13Alp Ari	2.0070	4250.0	100	43407	No
173	GOM_NL__2PRFIN20100619_133214_000000582090_00267_43407_5428.N1	19-JUN-2010 13:32:14	Dark	57.500	52	16Bet Cet	2.0370	4500.0	115	43407	No
174	GOM_NL__2PRFIN20100619_133813_000000472090_00267_43407_5429.N1	19-JUN-2010 13:38:13	Dark	47.000	84	Alp Phe	2.3970	4500.0	94	43407	No
175	GOM_NL__2PRFIN20100619_134434_000000522090_00268_43408_5416.N1	19-JUN-2010 13:44:34	Dark	52.000	63	Bet Gru	2.1500	2800.0	104	43408	No
176	GOM_NL__2PRFIN20100619_134637_000000502090_00268_43408_5417.N1	19-JUN-2010 13:46:37	Straylight	50.000	31	Alp Gru	1.7340	15200.	100	43408	No
177	GOM_NL__2PRFIN20100619_135008_000000432090_00268_43408_5418.N1	19-JUN-2010 13:50:08	Straylight	42.500	45	Alp Pav	1.9400	26000.	85	43408	No
178	GOM_NL__2PRFIN20100619_135935_000000462090_00268_43408_5419.N1	19-JUN-2010 13:59:35	Tw_and_stray	45.500	38	20Eps Sgr	1.8360	11000.	91	43408	No
179	GOM_NL__2PRFIN20100619_140103_000000502090_00268_43408_5420.N1	19-JUN-2010 14:01:03	Tw_and_stray	49.500	116	19Del Sgr	2.7000	4100.0	99	43408	No
180	GOM_NL__2PRFIN20100619_140612_000000392090_00268_43408_5421.N1	19-JUN-2010 14:06:12	Bright	38.500	86	35Eta Oph	2.4300	10200.	77	43408	No
181	GOM_NL__2PRFIN20100619_141229_000000432090_00268_43408_5422.N1	19-JUN-2010 14:12:29	Bright	43.000	126	60Bet Oph	2.7700	4250.0	86	43408	No
182	GOM_NL__2PRFIN20100619_141457_000000412090_00268_43408_5423.N1	19-JUN-2010 14:14:57	Bright	41.000	59	55Alp Oph	2.0800	8900.0	82	43408	No
183	GOM_NL__2PRFIN20100619_141706_000000392090_00268_43408_5424.N1	19-JUN-2010 14:17:06	Bright	38.500	127	27Bet Her	2.7810	4700.0	77	43408	No
184	GOM_NL__2PRFIN20100619_142004_000000352090_00268_43408_5425.N1	19-JUN-2010 14:20:04	Bright	35.000	133	40Zet Her	2.8070	6000.0	70	43408	No
185	GOM_NL__2PRFIN20100619_142642_000000412090_00268_43408_5426.N1	19-JUN-2010 14:26:42	Bright	40.500	130	23Bet Dra	2.7990	5800.0	81	43408	No
186	GOM_NL__2PRFIN20100619_142828_000000392090_00268_43408_5427.N1	19-JUN-2010 14:28:28	Bright	39.000	119	14Eta Dra	2.7270	4700.0	78	43408	No
187	GOM_NL__2PRFIN20100619_143650_000000492090_00268_43408_5428.N1	19-JUN-2010 14:36:50	Bright	48.500	89	5Alp Cep	2.4510	8000.0	97	43408	No
188	GOM_NL__2PRFIN20100619_144332_000000472090_00268_43408_5429.N1	19-JUN-2010 14:43:32	Bright	46.500	74	11Bet Cas	2.2680	6600.0	93	43408	No
189	GOM_NL__2PRFIN20100619_144459_000000472090_00268_43408_5430.N1	19-JUN-2010 14:44:59	Bright	46.500	68	18Alp Cas	2.2250	4500.0	93	43408	No
190	GOM_NL__2PRFIN20100619_144656_000000452090_00268_43408_5431.N1	19-JUN-2010 14:46:56	Bright	44.500	160	23Gam Per	2.9300	4700.0	89	43408	No
191	GOM_NL__2PRFIN20100619_145023_000000582090_00268_43408_5432.N1	19-JUN-2010 14:50:23	Bright	58.000	73	57Gam1And	2.2600	13100.	116	43408	No
192	GOM_NL__2PRFIN20100619_145243_000000452090_00268_43408_5433.N1	19-JUN-2010 14:52:43	Bright	45.000	173	4Bet Tri	3.0040	8900.0	90	43408	No
193	GOM_NL__2PRFIN20100619_145625_000000512090_00268_43408_5434.N1	19-JUN-2010 14:56:25	Twilight	50.500	50	13Alp Ari	2.0070	4250.0	101	43408	No
194	GOM_NL__2PRFIN20100619_151251_000000632090_00268_43408_5435.N1	19-JUN-2010 15:12:51	Dark	62.500	52	16Bet Cet	2.0370	4500.0	125	43408	No
195	GOM_NL__2PRFIN20100619_151849_000000472090_00268_43408_5436.N1	19-JUN-2010 15:18:49	Dark	46.500	84	Alp Phe	2.3970	4500.0	93	43408	No
196	GOM_NL__2PRFIN20100619_152511_000000522090_00269_43409_5424.N1	19-JUN-2010 15:25:11	Dark	52.000	63	Bet Gru	2.1500	2800.0	104	43409	No
197	GOM_NL__2PRFIN20100619_152714_000000482090_00269_43409_5425.N1	19-JUN-2010 15:27:14	Straylight	47.500	31	Alp Gru	1.7340	15200.	95	43409	No
198	GOM_NL__2PRFIN20100619_153045_000000442090_00269_43409_5426.N1	19-JUN-2010 15:30:45	Straylight	43.500	45	Alp Pav	1.9400	26000.	87	43409	No
199	GOM_NL__2PRFIN20100619_154012_000000472090_00269_43409_5427.N1	19-JUN-2010 15:40:12	Tw_and_stray	46.500	38	20Eps Sgr	1.8360	11000.	93	43409	No
200	GOM_NL__2PRFIN20100619_154139_000000482090_00269_43409_5428.N1	19-JUN-2010 15:41:39	Tw_and_stray	47.500	116	19Del Sgr	2.7000	4100.0	95	43409	No
201	GOM_NL__2PRFIN20100619_154648_000000402090_00269_43409_5429.N1	19-JUN-2010 15:46:48	Bright	39.500	86	35Eta Oph	2.4300	10200.	79	43409	No
202	GOM_NL__2PRFIN20100619_155305_000000422090_00269_43409_5430.N1	19-JUN-2010 15:53:05	Bright	42.000	126	60Bet Oph	2.7700	4250.0	84	43409	No
203	GOM_NL__2PRFIN20100619_155533_000000422090_00269_43409_5431.N1	19-JUN-2010 15:55:33	Bright	41.500	59	55Alp Oph	2.0800	8900.0	83	43409	No
204	GOM_NL__2PRFIN20100619_155742_000000372090_00269_43409_5432.N1	19-JUN-2010 15:57:42	Bright	37.000	127	27Bet Her	2.7810	4700.0	74	43409	No
205	GOM_NL__2PRFIN20100619_160040_000000372090_00269_43409_5433.N1	19-JUN-2010 16:00:40	Bright	37.000	133	40Zet Her	2.8070	6000.0	74	43409	No
206	GOM_NL__2PRFIN20100619_160717_000000402090_00269_43409_5434.N1	19-JUN-2010 16:07:17	Bright	40.000	130	23Bet Dra	2.7990	5800.0	80	43409	No
207	GOM_NL__2PRFIN20100619_160904_000000392090_00269_43409_5435.N1	19-JUN-2010 16:09:04	Bright	38.500	119	14Eta Dra	2.7270	4700.0	77	43409	No
208	GOM_NL__2PRFIN20100619_161725_000000472090_00269_43409_5436.N1	19-JUN-2010 16:17:25	Bright	46.500	89	5Alp Cep	2.4510	8000.0	93	43409	No
209	GOM_NL__2PRFIN20100619_162408_000000652090_00269_43409_5437.N1	19-JUN-2010 16:24:08	Bright	65.000	74	11Bet Cas	2.2680	6600.0	130	43409	No
210	GOM_NL__2PRFIN20100619_162535_000000642090_00269_43409_5438.N1	19-JUN-2010 16:25:35	Bright	64.000	68	18Alp Cas	2.2250	4500.0	128	43409	No
211	GOM_NL__2PRFIN20100619_162732_000000332090_00269_43409_5439.N1	19-JUN-2010 16:27:32	Bright	33.000	160	23Gam Per	2.9300	4700.0	66	43409	No
212	GOM_NL__2PRFIN20100619_163059_000000442090_00269_43409_5440.N1	19-JUN-2010 16:30:59	Bright	43.500	73	57Gam1And	2.2600	13100.	87	43409	No
213	GOM_NL__2PRFIN20100619_163319_000000462090_00269_43409_5441.N1	19-JUN-2010 16:33:19	Bright	46.000	173	4Bet Tri	3.0040	8900.0	92	43409	No
214	GOM_NL__2PRFIN20100619_163701_000000472090_00269_43409_5442.N1	19-JUN-2010 16:37:01	Twilight	47.000	50	13Alp Ari	2.0070	4250.0	94	43409	No
215	GOM_NL__2PRFIN20100619_165329_000000602090_00269_43409_5443.N1	19-JUN-2010 16:53:29	Dark	60.000	52	16Bet Cet	2.0370	4500.0	120	43409	No
216	GOM_NL__2PRFIN20100619_165926_000000552090_00269_43409_5444.N1	19-JUN-2010 16:59:26	Dark	54.500	84	Alp Phe	2.3970	4500.0	109	43409	No
217	GOM_NL__2PRFIN20100619_170548_000000502090_00270_43410_5432.N1	19-JUN-2010 17:05:48	Dark	50.000	63	Bet Gru	2.1500	2800.0	100	43410	No
218	GOM_NL__2PRFIN20100619_170751_000000502090_00270_43410_5433.N1	19-JUN-2010 17:07:51	Straylight	49.500	31	Alp Gru	1.7340	15200.	99	43410	No
219	GOM_NL__2PRFIN20100619_171121_000000412090_00270_43410_5434.N1	19-JUN-2010 17:11:21	Straylight	41.000	45	Alp Pav	1.9400	26000.	82	43410	No

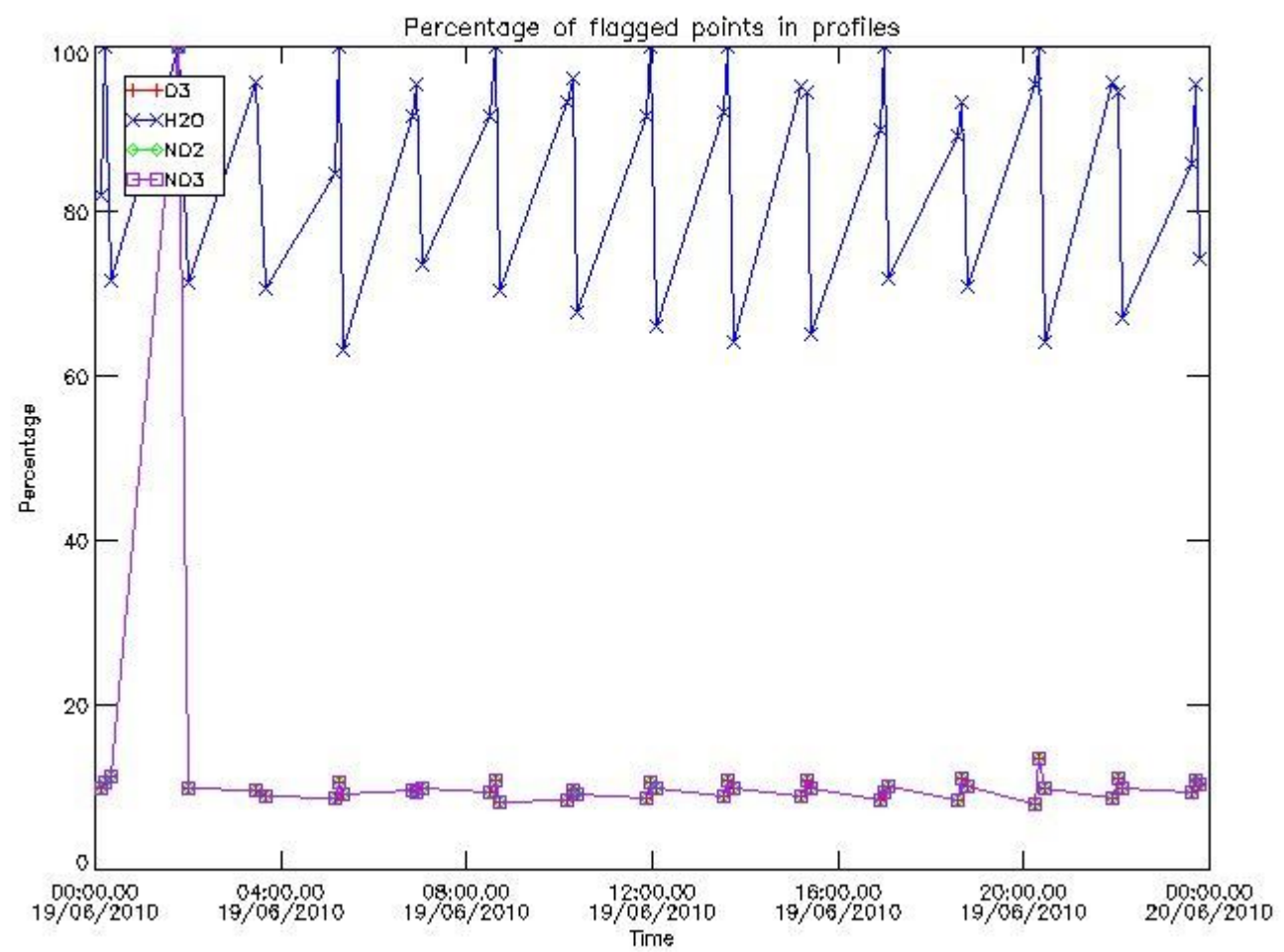
220	GOM_NL__2PRFIN20100619_172048_000000452090_00270_43410_5435.N1	19-JUN-2010 17:20:48	Twilight	45.000	38	20Eps Sgr	1.8360	11000.	90	43410	No
221	GOM_NL__2PRFIN20100619_172216_000000602090_00270_43410_5436.N1	19-JUN-2010 17:22:16	Twilight	60.000	116	19Del Sgr	2.7000	4100.0	120	43410	No
222	GOM_NL__2PRFIN20100619_172724_000000402090_00270_43410_5437.N1	19-JUN-2010 17:27:24	Bright	40.000	86	35Eta Oph	2.4300	10200.	80	43410	No
223	GOM_NL__2PRFIN20100619_173341_000000422090_00270_43410_5438.N1	19-JUN-2010 17:33:41	Bright	41.500	126	60Bet Oph	2.7700	4250.0	83	43410	No
224	GOM_NL__2PRFIN20100619_173608_000000462090_00270_43410_5439.N1	19-JUN-2010 17:36:08	Bright	45.500	59	55Alp Oph	2.0800	8900.0	91	43410	No
225	GOM_NL__2PRFIN20100619_173818_000000402090_00270_43410_5440.N1	19-JUN-2010 17:38:18	Bright	40.000	127	27Bet Her	2.7810	4700.0	80	43410	No
226	GOM_NL__2PRFIN20100619_174115_000000402090_00270_43410_5441.N1	19-JUN-2010 17:41:15	Bright	40.000	133	40Zet Her	2.8070	6000.0	80	43410	No
227	GOM_NL__2PRFIN20100619_174753_000000402090_00270_43410_5442.N1	19-JUN-2010 17:47:53	Bright	39.500	130	23Bet Dra	2.7990	5800.0	79	43410	No
228	GOM_NL__2PRFIN20100619_174940_000000382090_00270_43410_5443.N1	19-JUN-2010 17:49:40	Bright	38.000	119	14Eta Dra	2.7270	4700.0	76	43410	No
229	GOM_NL__2PRFIN20100619_175801_000000492090_00270_43410_5444.N1	19-JUN-2010 17:58:01	Bright	49.000	89	5Alp Cep	2.4510	8000.0	98	43410	No
230	GOM_NL__2PRFIN20100619_180443_000000652090_00270_43410_5445.N1	19-JUN-2010 18:04:43	Bright	65.000	74	11Bet Cas	2.2680	6600.0	130	43410	No
231	GOM_NL__2PRFIN20100619_180611_000000642090_00270_43410_5446.N1	19-JUN-2010 18:06:11	Bright	64.000	68	18Alp Cas	2.2250	4500.0	128	43410	No
232	GOM_NL__2PRFIN20100619_180808_000000532090_00270_43410_5447.N1	19-JUN-2010 18:08:08	Bright	53.000	160	23Gam Per	2.9300	4700.0	106	43410	No
233	GOM_NL__2PRFIN20100619_181135_000000432090_00270_43410_5448.N1	19-JUN-2010 18:11:35	Bright	43.000	73	57Gam1And	2.2600	13100.	86	43410	No
234	GOM_NL__2PRFIN20100619_181355_000000442090_00270_43410_5449.N1	19-JUN-2010 18:13:55	Bright	43.500	173	4Bet Tri	3.0040	8900.0	87	43410	No
235	GOM_NL__2PRFIN20100619_181737_000000492090_00270_43410_5450.N1	19-JUN-2010 18:17:37	Twilight	49.000	50	13Alp Ari	2.0070	4250.0	98	43410	No
236	GOM_NL__2PRFIN20100619_183406_000000612090_00270_43410_5451.N1	19-JUN-2010 18:34:06	Dark	61.000	52	16Bet Cet	2.0370	4500.0	122	43410	No
237	GOM_NL__2PRFIN20100619_184003_000000462090_00270_43410_5452.N1	19-JUN-2010 18:40:03	Dark	45.500	84	Alp Phe	2.3970	4500.0	91	43410	No
238	GOM_NL__2PRFIN20100619_184625_000000502090_00271_43411_5440.N1	19-JUN-2010 18:46:25	Dark	50.000	63	Bet Gru	2.1500	2800.0	100	43411	No
239	GOM_NL__2PRFIN20100619_184828_000000482090_00271_43411_5441.N1	19-JUN-2010 18:48:28	Straylight	47.500	31	Alp Gru	1.7340	15200.	95	43411	No
240	GOM_NL__2PRFIN20100619_185157_000000422090_00271_43411_5442.N1	19-JUN-2010 18:51:57	Straylight	41.500	45	Alp Pav	1.9400	26000.	83	43411	No
241	GOM_NL__2PRFIN20100619_190125_000000492090_00271_43411_5443.N1	19-JUN-2010 19:01:25	Twilight	48.500	38	20Eps Sgr	1.8360	11000.	97	43411	No
242	GOM_NL__2PRFIN20100619_190252_000000462090_00271_43411_5444.N1	19-JUN-2010 19:02:52	Twilight	46.000	116	19Del Sgr	2.7000	4100.0	92	43411	No
243	GOM_NL__2PRFIN20100619_190800_000000392090_00271_43411_5445.N1	19-JUN-2010 19:08:00	Bright	39.000	86	35Eta Oph	2.4300	10200.	78	43411	No
244	GOM_NL__2PRFIN20100619_191417_000000432090_00271_43411_5446.N1	19-JUN-2010 19:14:17	Bright	42.500	126	60Bet Oph	2.7700	4250.0	85	43411	No
245	GOM_NL__2PRFIN20100619_191644_000000422090_00271_43411_5447.N1	19-JUN-2010 19:16:44	Bright	42.000	59	55Alp Oph	2.0800	8900.0	84	43411	No
246	GOM_NL__2PRFIN20100619_191854_000000372090_00271_43411_5448.N1	19-JUN-2010 19:18:54	Bright	36.500	127	27Bet Her	2.7810	4700.0	73	43411	No
247	GOM_NL__2PRFIN20100619_192151_000000362090_00271_43411_5449.N1	19-JUN-2010 19:21:51	Bright	36.000	133	40Zet Her	2.8070	6000.0	72	43411	No
248	GOM_NL__2PRFIN20100619_192829_000000412090_00271_43411_5450.N1	19-JUN-2010 19:28:29	Bright	40.500	130	23Bet Dra	2.7990	5800.0	81	43411	No
249	GOM_NL__2PRFIN20100619_193016_000000372090_00271_43411_5451.N1	19-JUN-2010 19:30:16	Bright	37.000	119	14Eta Dra	2.7270	4700.0	74	43411	No
250	GOM_NL__2PRFIN20100619_193836_000000492090_00271_43411_5452.N1	19-JUN-2010 19:38:36	Bright	48.500	89	5Alp Cep	2.4510	8000.0	97	43411	No
251	GOM_NL__2PRFIN20100619_194519_000000472090_00271_43411_5453.N1	19-JUN-2010 19:45:19	Bright	47.000	74	11Bet Cas	2.2680	6600.0	94	43411	No
252	GOM_NL__2PRFIN20100619_194646_000000442090_00271_43411_5454.N1	19-JUN-2010 19:46:46	Bright	43.500	68	18Alp Cas	2.2250	4500.0	87	43411	No
253	GOM_NL__2PRFIN20100619_194844_000000352090_00271_43411_5455.N1	19-JUN-2010 19:48:44	Bright	34.500	160	23Gam Per	2.9300	4700.0	69	43411	No
254	GOM_NL__2PRFIN20100619_195210_000000422090_00271_43411_5456.N1	19-JUN-2010 19:52:10	Bright	41.500	73	57Gam1And	2.2600	13100.	83	43411	No
255	GOM_NL__2PRFIN20100619_195431_000000422090_00271_43411_5457.N1	19-JUN-2010 19:54:31	Bright	41.500	173	4Bet Tri	3.0040	8900.0	83	43411	No
256	GOM_NL__2PRFIN20100619_195813_000000492090_00271_43411_5458.N1	19-JUN-2010 19:58:13	Twilight	48.500	50	13Alp Ari	2.0070	4250.0	97	43411	No
257	GOM_NL__2PRFIN20100619_201443_000000652090_00271_43411_5459.N1	19-JUN-2010 20:14:43	Dark	65.000	52	16Bet Cet	2.0370	4500.0	130	43411	No
258	GOM_NL__2PRFIN20100619_202040_000000562090_00271_43411_5460.N1	19-JUN-2010 20:20:40	Dark	56.000	84	Alp Phe	2.3970	4500.0	112	43411	No
259	GOM_NL__2PRFIN20100619_202702_000000562090_00272_43412_5448.N1	19-JUN-2010 20:27:02	Dark	56.000	63	Bet Gru	2.1500	2800.0	112	43412	No
260	GOM_NL__2PRFIN20100619_202905_000000492090_00272_43412_5449.N1	19-JUN-2010 20:29:05	Straylight	49.000	31	Alp Gru	1.7340	15200.	98	43412	No
261	GOM_NL__2PRFIN20100619_203234_000000412090_00272_43412_5450.N1	19-JUN-2010 20:32:34	Straylight	41.000	45	Alp Pav	1.9400	26000.	82	43412	No
262	GOM_NL__2PRFIN20100619_204201_000000472090_00272_43412_5451.N1	19-JUN-2010 20:42:01	Twilight	47.000	38	20Eps Sgr	1.8360	11000.	94	43412	No
263	GOM_NL__2PRFIN20100619_204328_000000492090_00272_43412_5452.N1	19-JUN-2010 20:43:28	Twilight	48.500	116	19Del Sgr	2.7000	4100.0	97	43412	No
264	GOM_NL__2PRFIN20100619_204836_000000402090_00272_43412_5453.N1	19-JUN-2010 20:48:36	Bright	39.500	86	35Eta Oph	2.4300	10200.	79	43412	No
265	GOM_NL__2PRFIN20100619_205452_000000422090_00272_43412_5454.N1	19-JUN-2010 20:54:52	Bright	41.500	126	60Bet Oph	2.7700	4250.0	83	43412	No
266	GOM_NL__2PRFIN20100619_205720_000000422090_00272_43412_5455.N1	19-JUN-2010 20:57:20	Bright	42.000	59	55Alp Oph	2.0800	8900.0	84	43412	No
267	GOM_NL__2PRFIN20100619_205930_000000372090_00272_43412_5456.N1	19-JUN-2010 20:59:30	Bright	36.500	127	27Bet Her	2.7810	4700.0	73	43412	No
268	GOM_NL__2PRFIN20100619_210227_000000362090_00272_43412_5457.N1	19-JUN-2010 21:02:27	Bright	36.000	133	40Zet Her	2.8070	6000.0	72	43412	No
269	GOM_NL__2PRFIN20100619_210904_000000412090_00272_43412_5458.N1	19-JUN-2010 21:09:04	Bright	41.000	130	23Bet Dra	2.7990	5800.0	82	43412	No
270	GOM_NL__2PRFIN20100619_211052_000000532090_00272_43412_5459.N1	19-JUN-2010 21:10:52	Bright	53.000	119	14Eta Dra	2.7270	4700.0	106	43412	No
271	GOM_NL__2PRFIN20100619_211911_000000492090_00272_43412_5460.N1	19-JUN-2010 21:19:11	Bright	49.000	89	5Alp Cep	2.4510	8000.0	98	43412	No
272	GOM_NL__2PRFIN20100619_212554_000000442090_00272_43412_5461.N1	19-JUN-2010 21:25:54	Bright	43.500	74	11Bet Cas	2.2680	6600.0	87	43412	No
273	GOM_NL__2PRFIN20100619_212722_000000462090_00272_43412_5462.N1	19-JUN-2010 21:27:22	Bright	45.500	68	18Alp Cas	2.2250	4500.0	91	43412	No
274	GOM_NL__2PRFIN20100619_212920_000000532090_00272_43412_5463.N1	19-JUN-2010 21:29:20	Bright	53.000	160	23Gam Per	2.9300	4700.0	106	43412	No
275	GOM_NL__2PRFIN20100619_213246_000000442090_00272_43412_5464.N1	19-JUN-2010 21:32:46	Bright	44.000	73	57Gam1And	2.2600	13100.	88	43412	No
276	GOM_NL__2PRFIN20100619_213507_000000442090_00272_43412_5465.N1	19-JUN-2010 21:35:07	Bright	44.000	173	4Bet Tri	3.0040	8900.0	88	43412	No
277	GOM_NL__2PRFIN20100619_213849_000000512090_00272_43412_5466.N1	19-JUN-2010 21:38:49	Twilight	51.000	50	13Alp Ari	2.0070	4250.0	102	43412	No
278	GOM_NL__2PRFIN20100619_215520_000000602090_00272_43412_5467.N1	19-JUN-2010 21:55:20	Dark	59.500	52	16Bet Cet	2.0370	4500.0	119	43412	No

279	GOM_NL__2PRFIN20100619_220117_000000462090_00272_43412_5468.N1	19-JUN-2010 22:01:17	Dark	46.000	84	Alp Phe	2.3970	4500.0	92	43412	No
280	GOM_NL__2PRFIN20100619_220739_000000522090_00273_43413_5476.N1	19-JUN-2010 22:07:39	Dark	52.000	63	Bet Gru	2.1500	2800.0	104	43413	No
281	GOM_NL__2PRFIN20100619_220942_000000482090_00273_43413_5477.N1	19-JUN-2010 22:09:42	Straylight	47.500	31	Alp Gru	1.7340	15200.	95	43413	No
282	GOM_NL__2PRFIN20100619_221311_000000412090_00273_43413_5478.N1	19-JUN-2010 22:13:11	Straylight	41.000	45	Alp Pav	1.9400	26000.	82	43413	No
283	GOM_NL__2PRFIN20100619_222237_000000492090_00273_43413_5479.N1	19-JUN-2010 22:22:37	Twilight	48.500	38	20Eps Sgr	1.8360	11000.	97	43413	No
284	GOM_NL__2PRFIN20100619_222405_000000482090_00273_43413_5480.N1	19-JUN-2010 22:24:05	Twilight	47.500	116	19Del Sgr	2.7000	4100.0	95	43413	No
285	GOM_NL__2PRFIN20100619_222912_000000402090_00273_43413_5481.N1	19-JUN-2010 22:29:12	Bright	39.500	86	35Eta Oph	2.4300	10200.	79	43413	No
286	GOM_NL__2PRFIN20100619_223528_000000422090_00273_43413_5482.N1	19-JUN-2010 22:35:28	Bright	41.500	126	60Bet Oph	2.7700	4250.0	83	43413	No
287	GOM_NL__2PRFIN20100619_223755_000000422090_00273_43413_5483.N1	19-JUN-2010 22:37:55	Bright	42.000	59	55Alp Oph	2.0800	8900.0	84	43413	No
288	GOM_NL__2PRFIN20100619_224006_000000412090_00273_43413_5484.N1	19-JUN-2010 22:40:06	Bright	41.000	127	27Bet Her	2.7810	4700.0	82	43413	No
289	GOM_NL__2PRFIN20100619_224303_000000402090_00273_43413_5485.N1	19-JUN-2010 22:43:03	Bright	40.000	133	40Zet Her	2.8070	6000.0	80	43413	No
290	GOM_NL__2PRFIN20100619_224940_000000402090_00273_43413_5486.N1	19-JUN-2010 22:49:40	Bright	39.500	130	23Bet Dra	2.7990	5800.0	79	43413	No
291	GOM_NL__2PRFIN20100619_225128_000000382090_00273_43413_5487.N1	19-JUN-2010 22:51:28	Bright	38.000	119	14Eta Dra	2.7270	4700.0	76	43413	No
292	GOM_NL__2PRFIN20100619_225946_000000492090_00273_43413_5488.N1	19-JUN-2010 22:59:46	Bright	48.500	89	5Alp Cep	2.4510	8000.0	97	43413	No
293	GOM_NL__2PRFIN20100619_230630_000000662090_00273_43413_5489.N1	19-JUN-2010 23:06:30	Bright	66.000	74	11Bet Cas	2.2680	6600.0	132	43413	No
294	GOM_NL__2PRFIN20100619_230758_000000582090_00273_43413_5490.N1	19-JUN-2010 23:07:58	Bright	58.000	68	18Alp Cas	2.2250	4500.0	116	43413	No
295	GOM_NL__2PRFIN20100619_230956_000000532090_00273_43413_5491.N1	19-JUN-2010 23:09:56	Bright	53.000	160	23Gam Per	2.9300	4700.0	106	43413	No
296	GOM_NL__2PRFIN20100619_231322_000000442090_00273_43413_5492.N1	19-JUN-2010 23:13:22	Bright	44.000	73	57Gam1And	2.2600	13100.	88	43413	No
297	GOM_NL__2PRFIN20100619_231543_000000432090_00273_43413_5493.N1	19-JUN-2010 23:15:43	Bright	43.000	173	4Bet Tri	3.0040	8900.0	86	43413	No
298	GOM_NL__2PRFIN20100619_231926_000000512090_00273_43413_5494.N1	19-JUN-2010 23:19:26	Twilight	50.500	50	13Alp Ari	2.0070	4250.0	101	43413	No
299	GOM_NL__2PRFIN20100619_233557_000000602090_00273_43413_5495.N1	19-JUN-2010 23:35:57	Dark	60.000	52	16Bet Cet	2.0370	4500.0	120	43413	No
300	GOM_NL__2PRFIN20100619_234153_000000562090_00273_43413_5496.N1	19-JUN-2010 23:41:53	Dark	56.000	84	Alp Phe	2.3970	4500.0	112	43413	No
301	GOM_NL__2PRFIN20100619_234816_000000492090_00274_43414_5484.N1	19-JUN-2010 23:48:16	Dark	49.000	63	Bet Gru	2.1500	2800.0	98	43414	No
302	GOM_NL__2PRFIN20100619_235019_000000502090_00274_43414_5485.N1	19-JUN-2010 23:50:19	Straylight	49.500	31	Alp Gru	1.7340	15200.	99	43414	No
303	GOM_NL__2PRFIN20100619_235347_000000422090_00274_43414_5486.N1	19-JUN-2010 23:53:47	Straylight	42.000	45	Alp Pav	1.9400	26000.	84	43414	No

3. Quality information per product


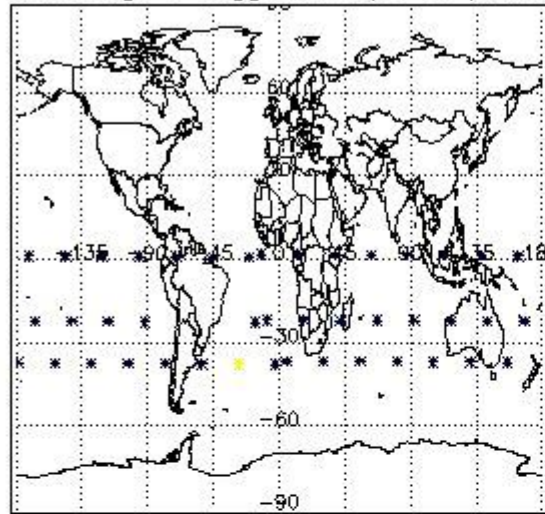
In this section it is plotted some information contained in the Quality Summary data set of the level 2 products. Only products in dark limb conditions and without errors (error flag in the MPH set to "0") are used.

3.1 Plot quality information per product (time dependant)

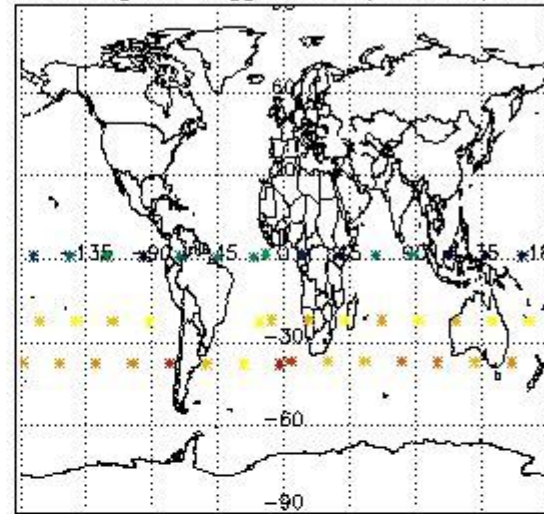


3.2 Plot quality information per product (world map)


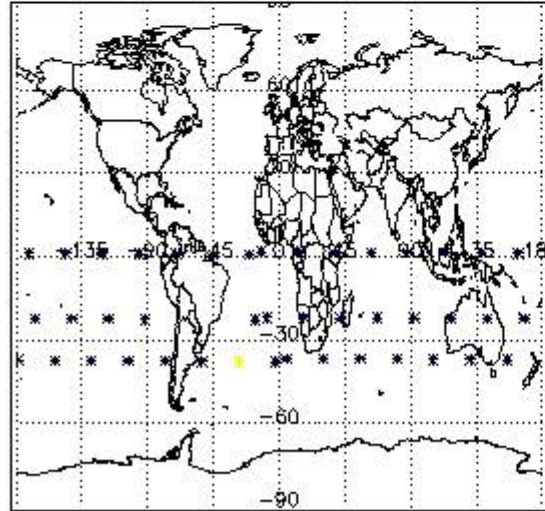
Percentage of flagged data per O3 profile



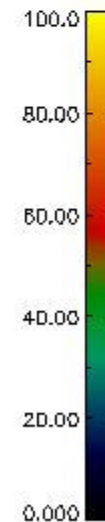
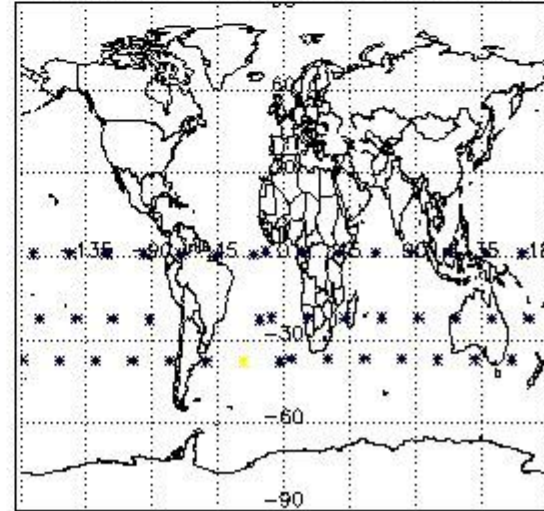
Percentage of flagged data per H2O profile



Percentage of flagged data per NO2 profile



Percentage of flagged data per NO3 profile

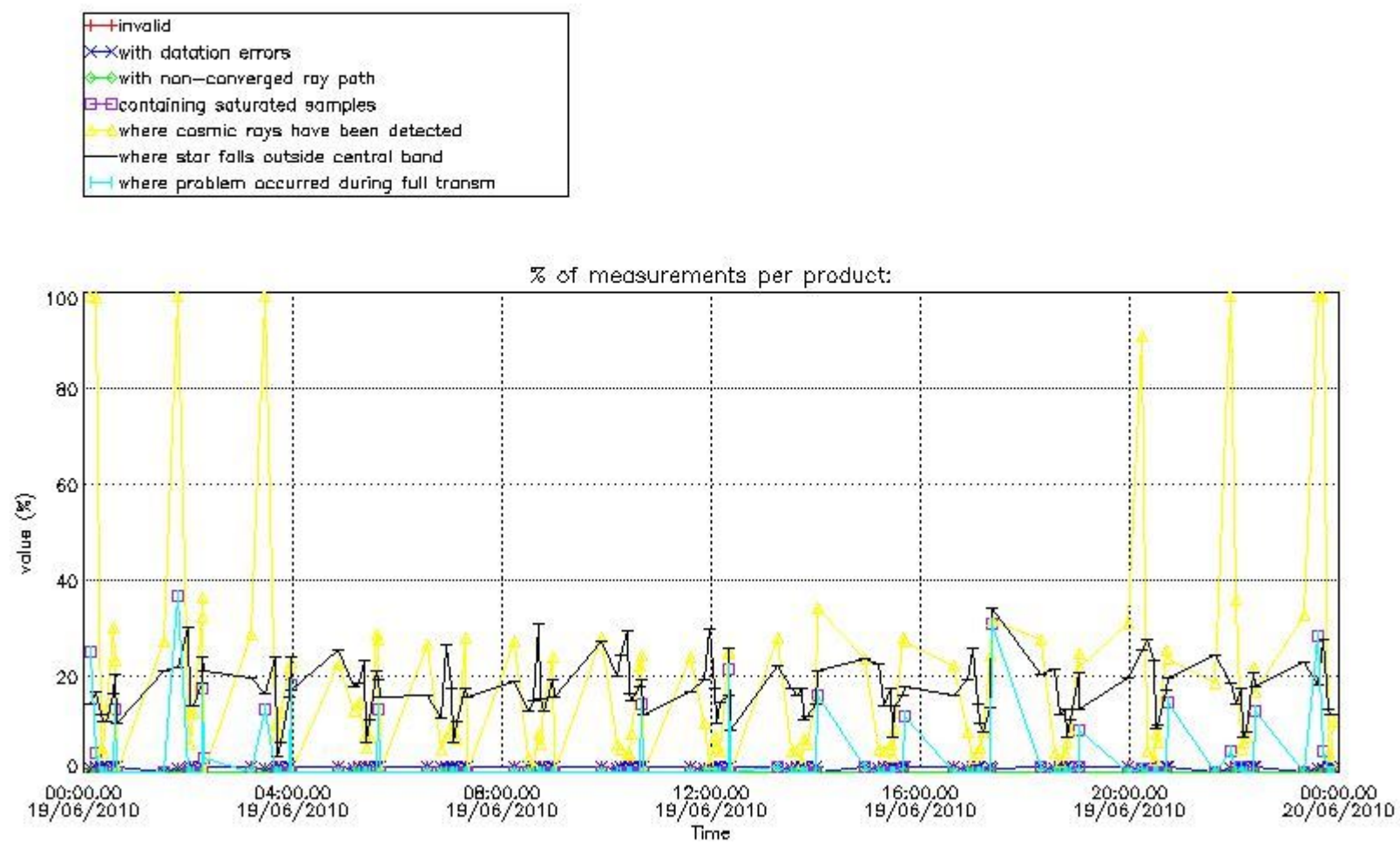


4. Level 1 quality information per product

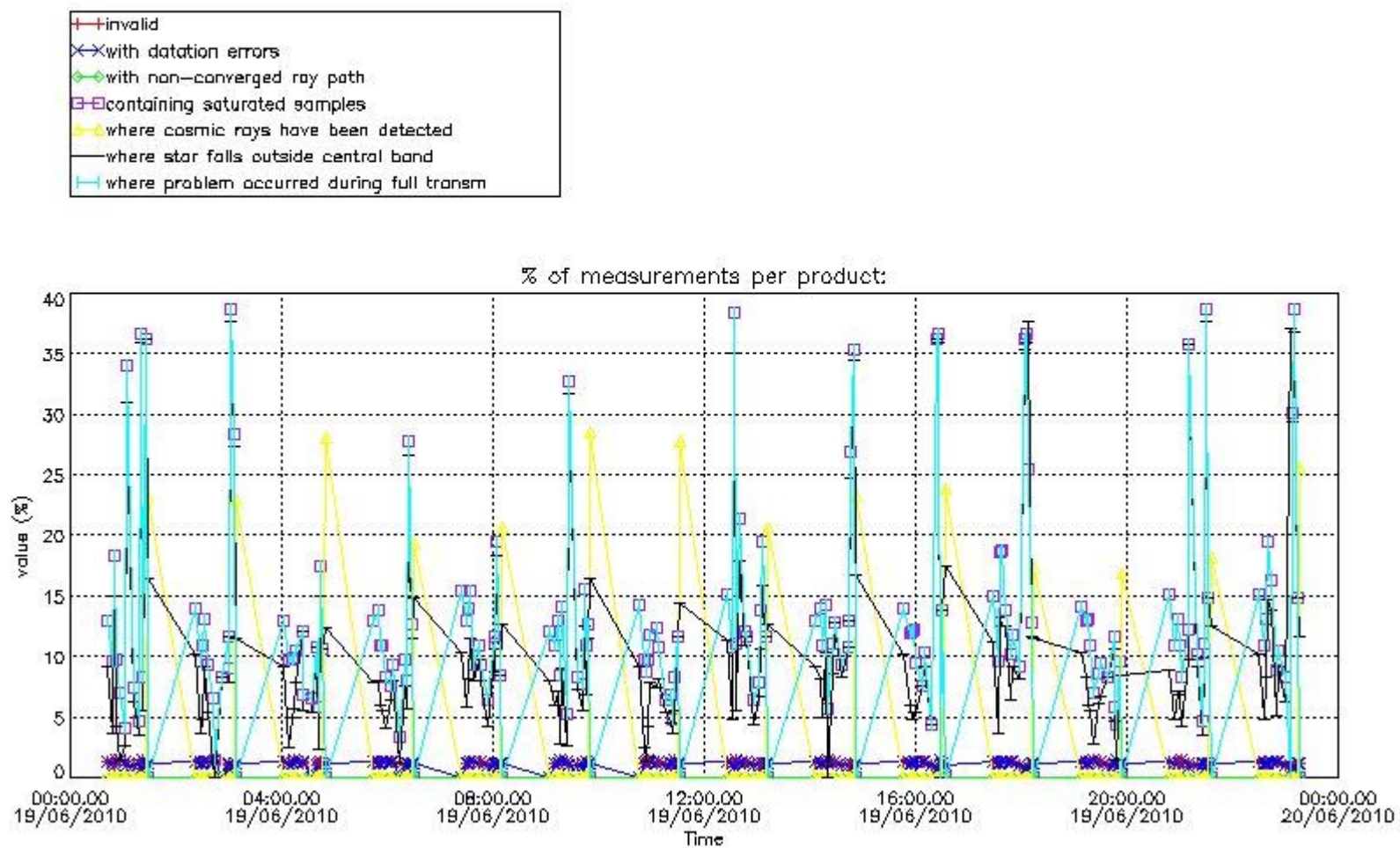
In this section it is plotted some information contained in the Quality Summary data set of the level 2 products that comes from the level 1b processing. Products without errors (error flag in the MPH set to "0") are used.

4.1 Plot quality information per product (time dependant) coming from level 1b processing

4.1.1 Plot level 1 quality information per product (time dependant): ENVISAT ASCENDING passes

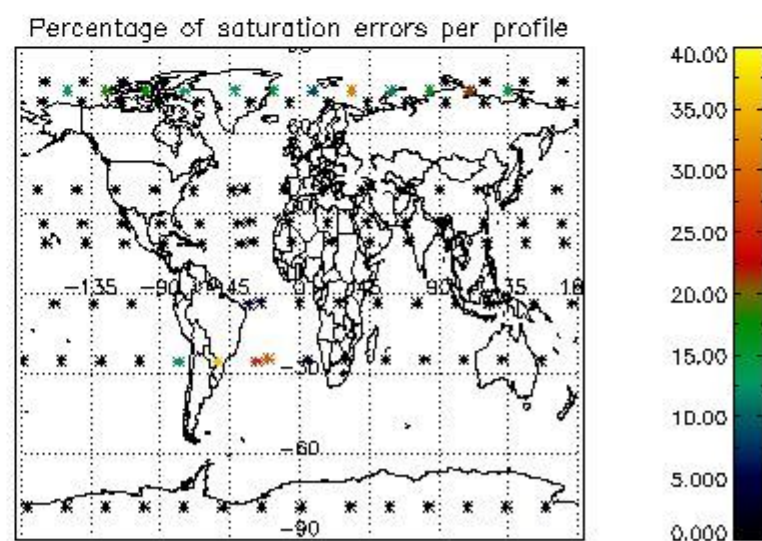
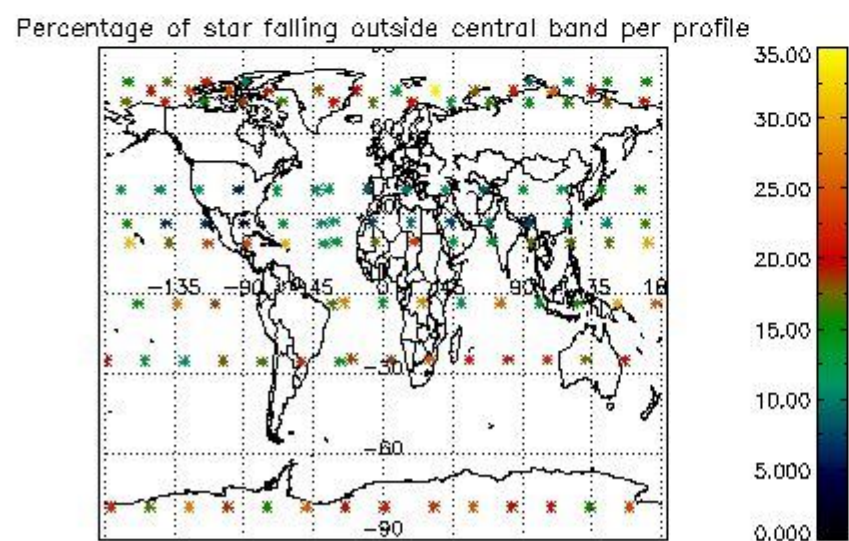
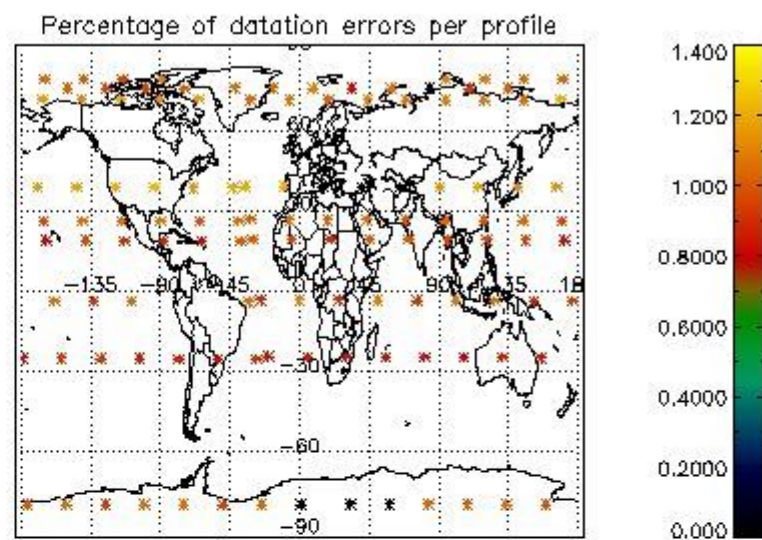
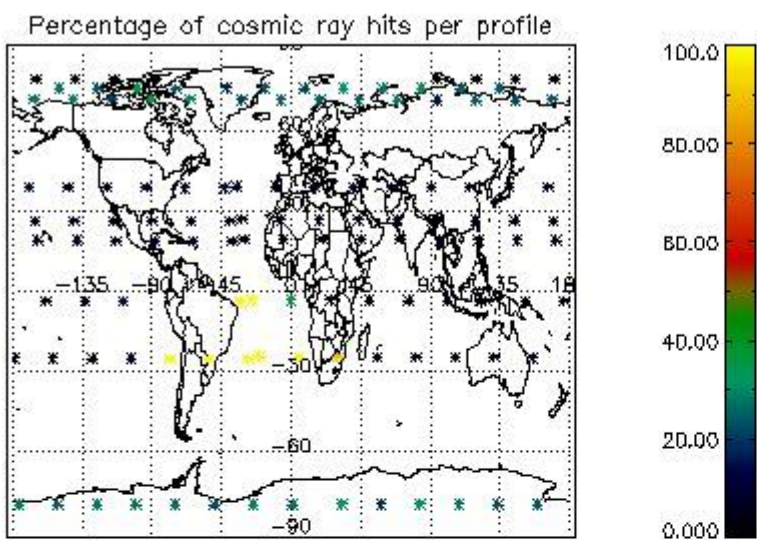


4.1.2 Plot level 1 quality information per product (time dependant): ENVI SAT DESCENDING passes

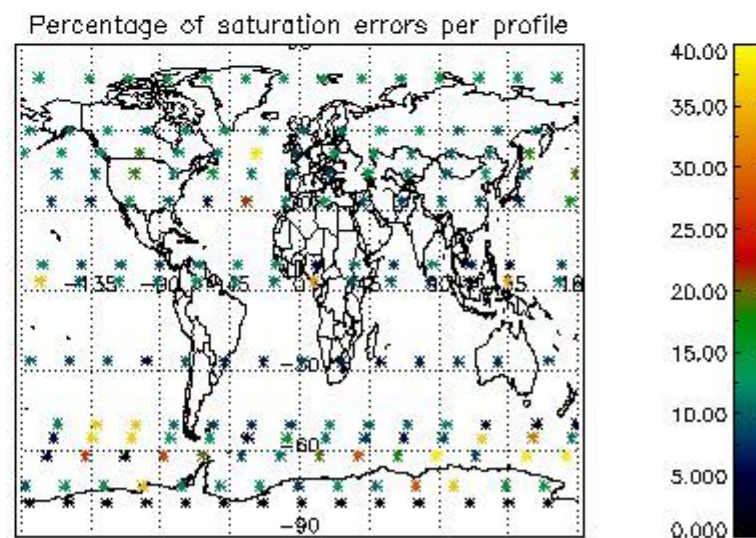
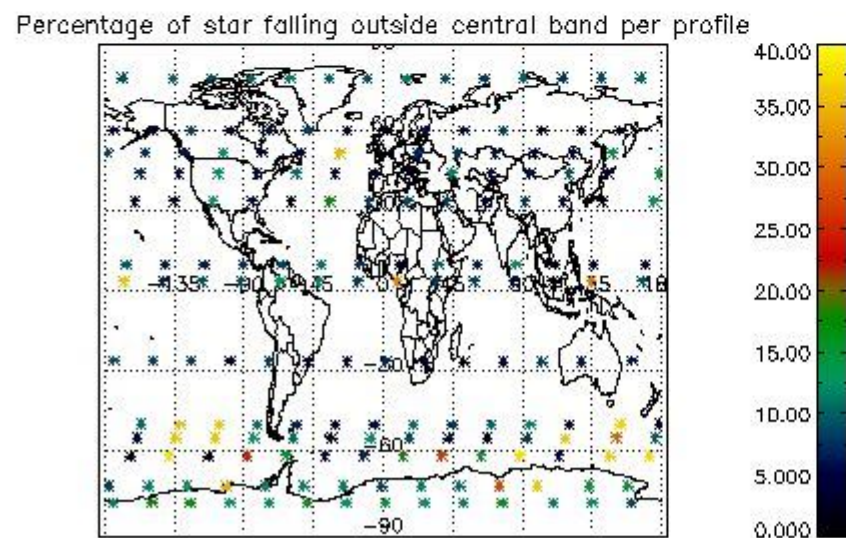
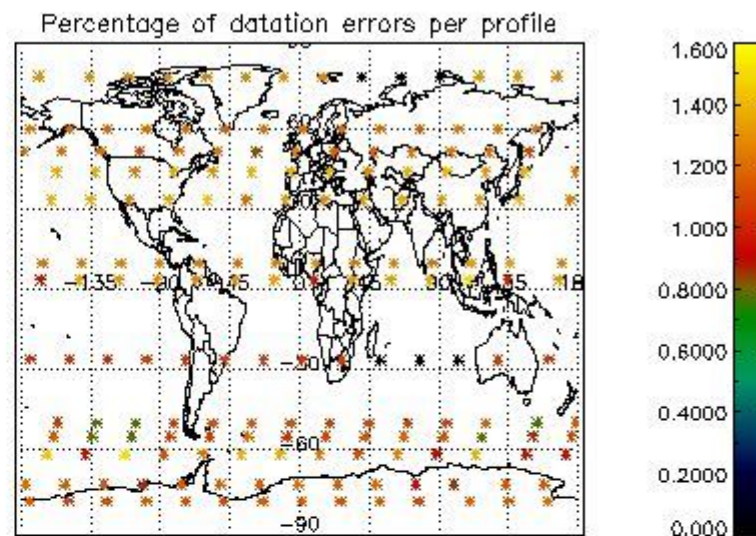
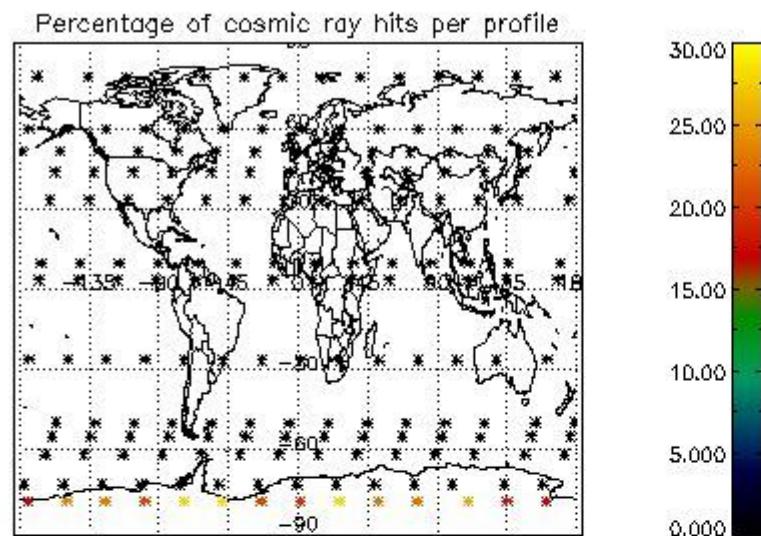


4.2 Plot quality information per product coming from level 1b processing (world map)

4.2.1 Plot level 1 quality information per product (world map): ENVISAT ASCENDING passes



4.2.2 Plot level 1 quality information per product (world map): ENVISAT DESCENDING passes



5. Trace gas profiles

5.1 Ozone statistics based on quality of products

The final quality of the products can be "measured" using the STD (Standard Deviation) attached to every point profile. This information is written to the parameter GOM_NL__2P/NL_LOCAL_SPECIES_DENSITY/o3_std of the level 2 products. The table below shows the statistics for given STD ranges.

The statistics are given with respect to the overall valid production:

- Products without fatal errors: GOM_NL__2P/MPH/PRODUCT_ERR=0
- Valid point profile: GOM_NL__2P/NL_LOCAL_SPECIES_DENSITY/pcd(0)=0

The 'Criteria' is applied to valid points of dark limb products:

- Products in dark limb illumination condition: GOM_NL__2P/NL_SUMMARY_QUALITY/obs_ill_cond=0
- Products without fatal errors: GOM_NL__2P/MPH/PRODUCT_ERR=0
- Valid point profile: GOM_NL__2P/NL_LOCAL_SPECIES_DENSITY/pcd(0)=0

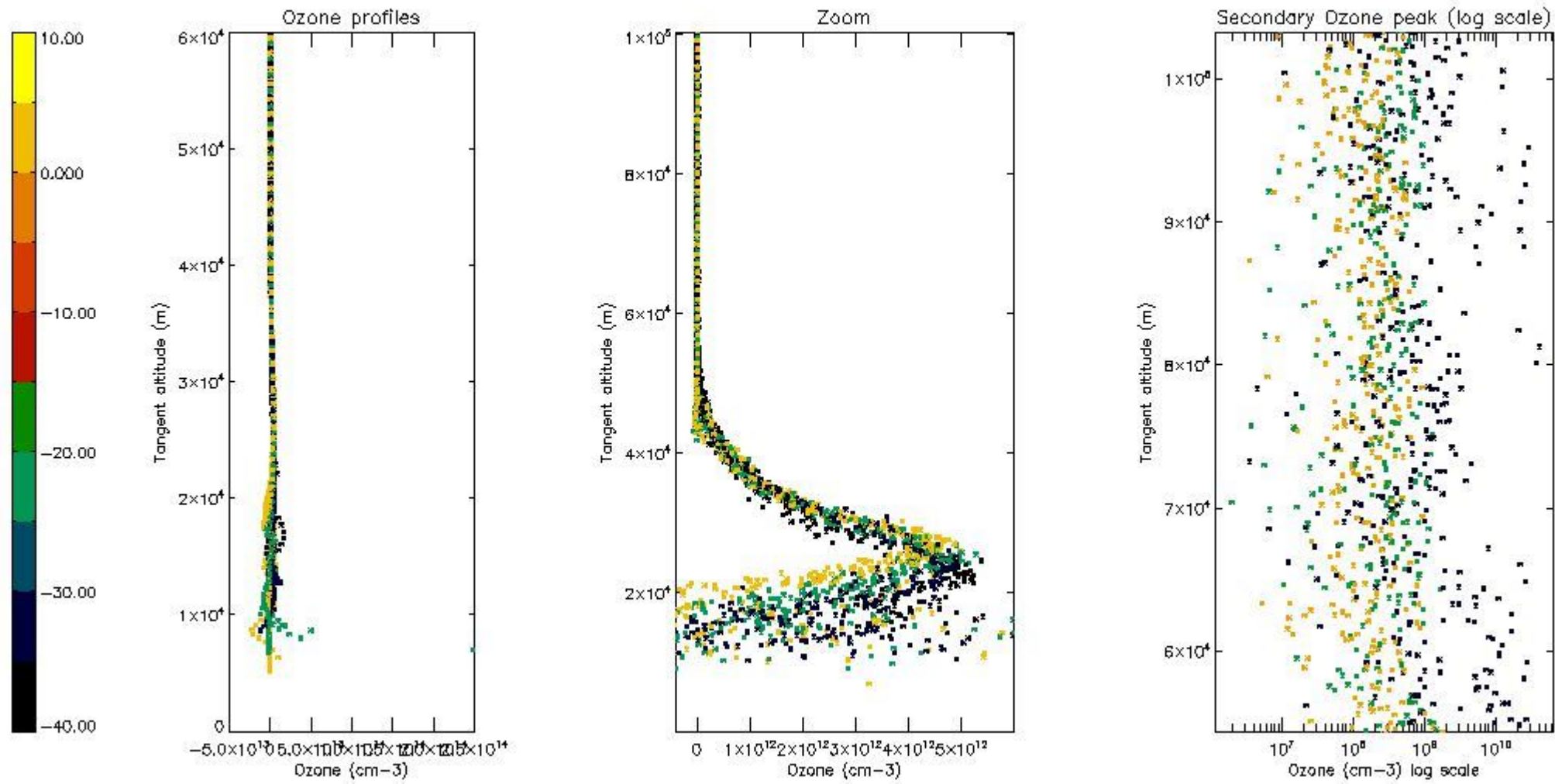
So, the table below shows the percentage of dark limb and valid observations for each criteria with respect to the overall valid daily observations.

Criteria	% of total production
All STD	17
STD < 20	4

STD < 10	2
STD < 5	0

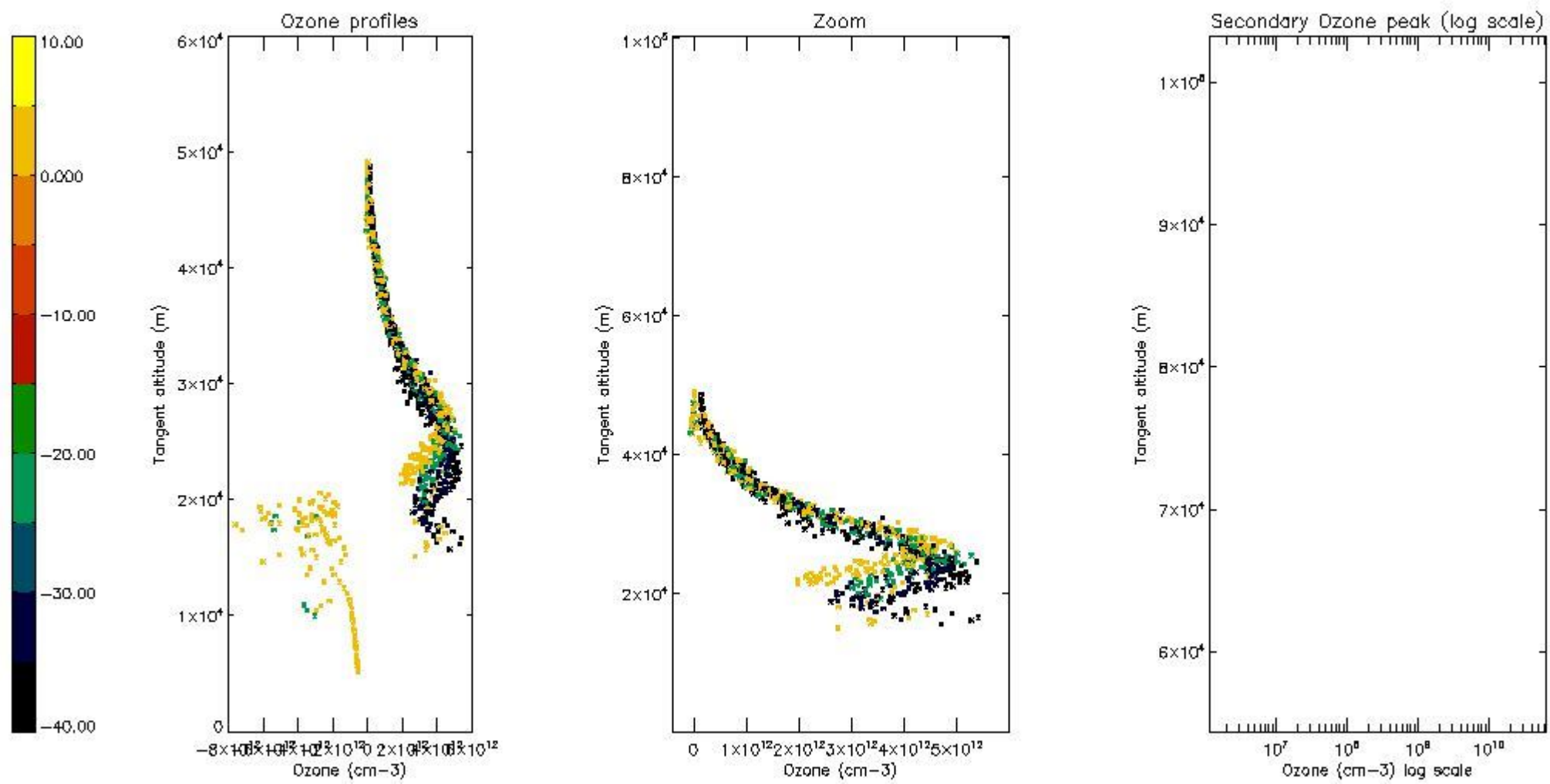
5.2 Plot ozone profiles for all STD (dark without errors)

The colorbar represents the latitude.



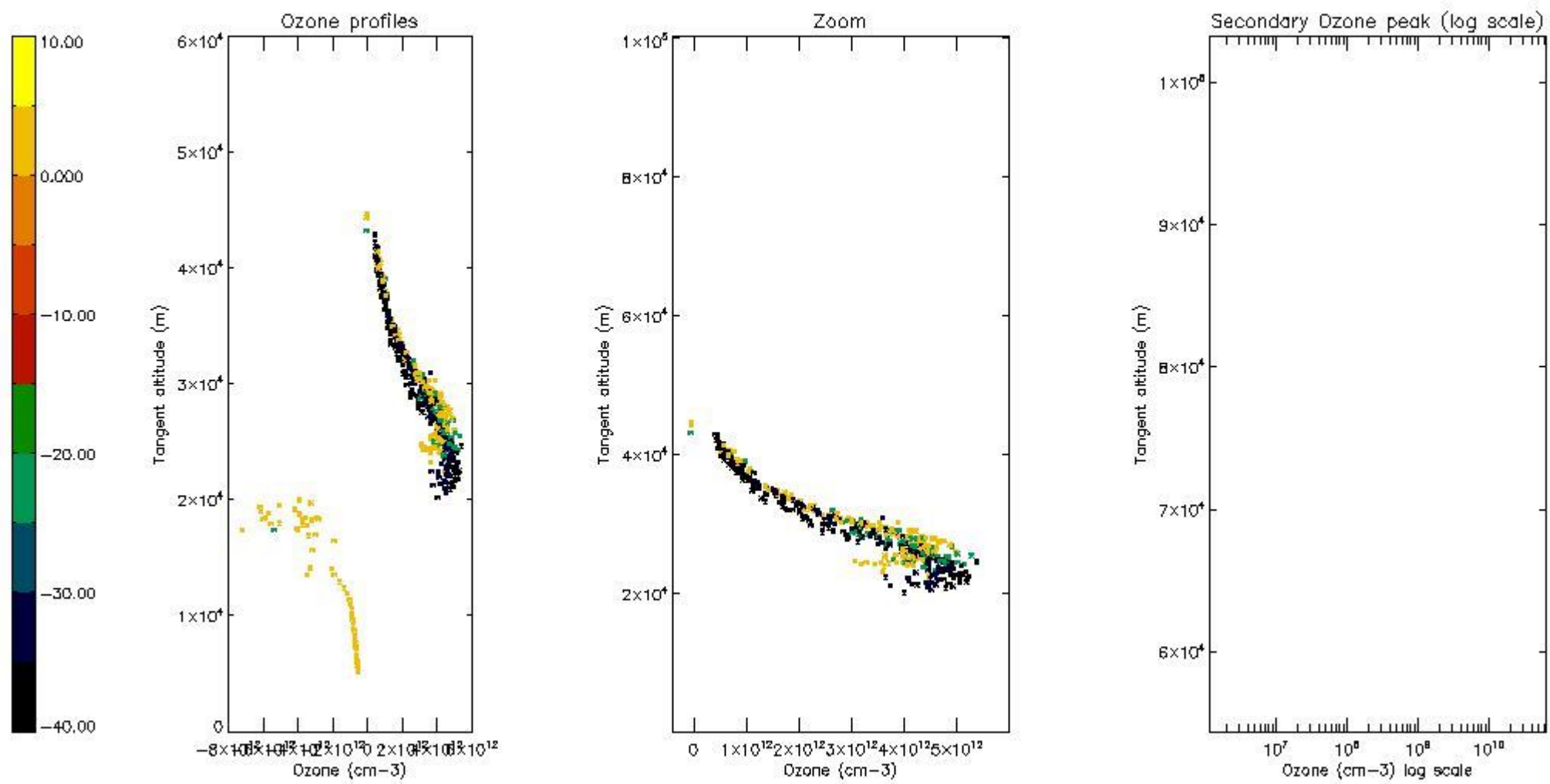
5.3 Plot ozone profiles where STD < 20% (dark without errors)

The colorbar represents the latitude.



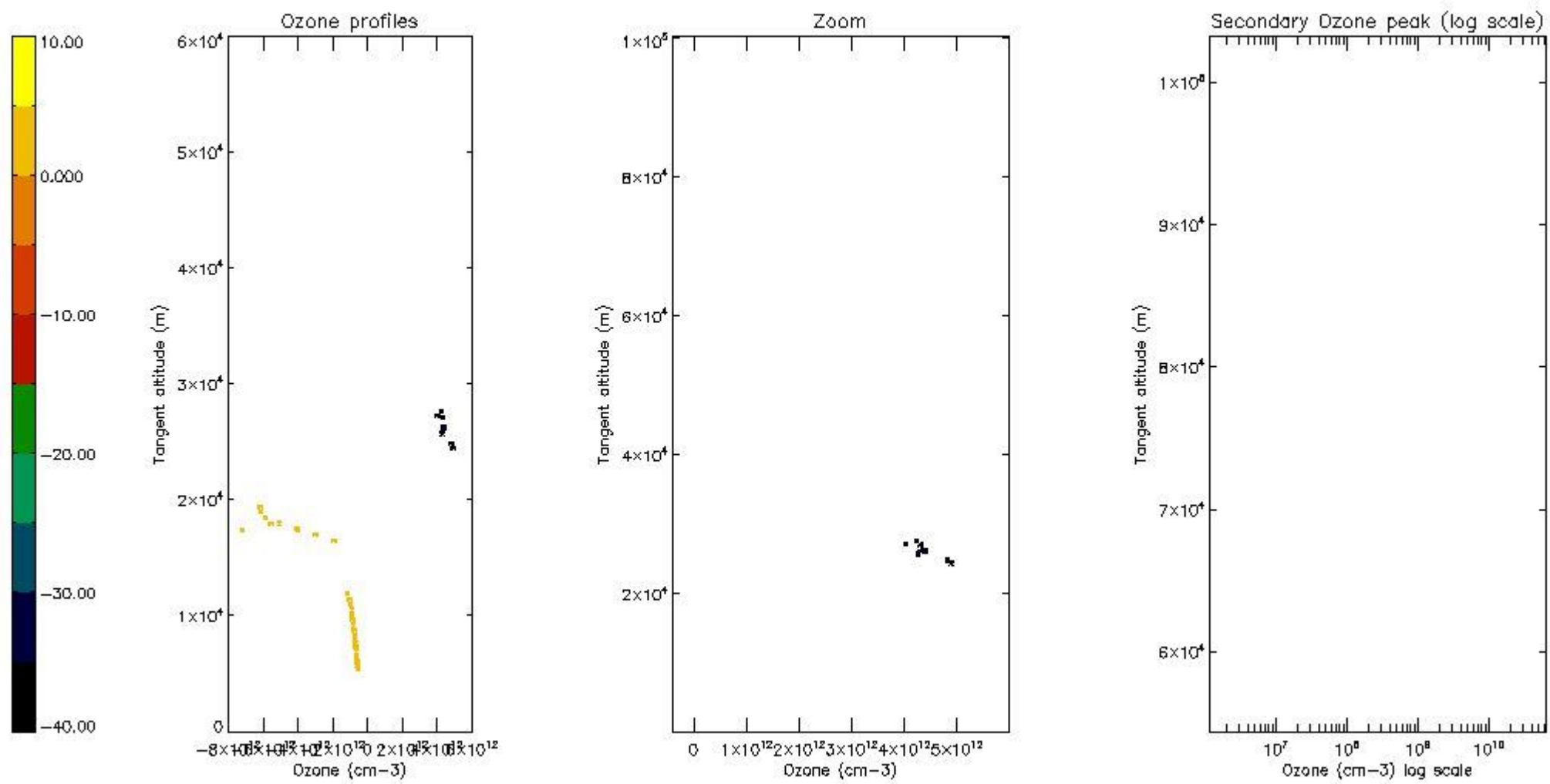
5.4 Plot ozone profiles where STD < 10% (dark without errors)

The colorbar represents the latitude.



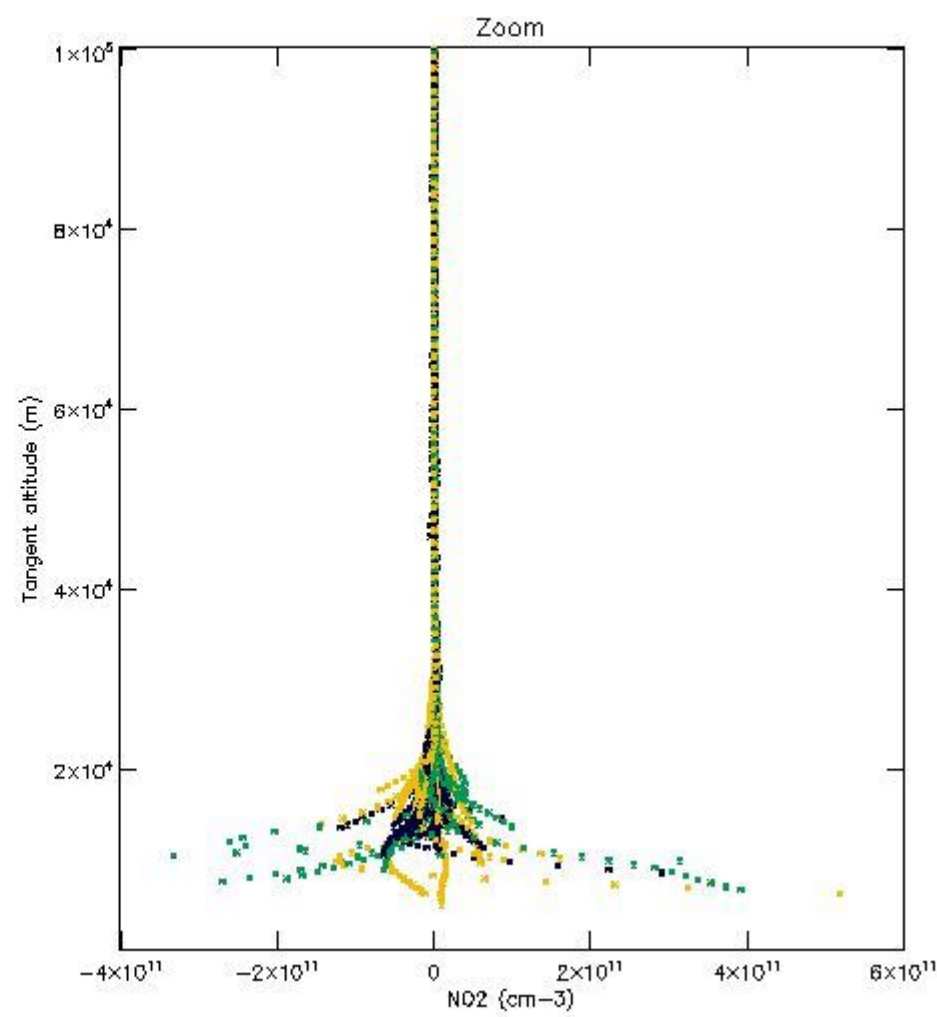
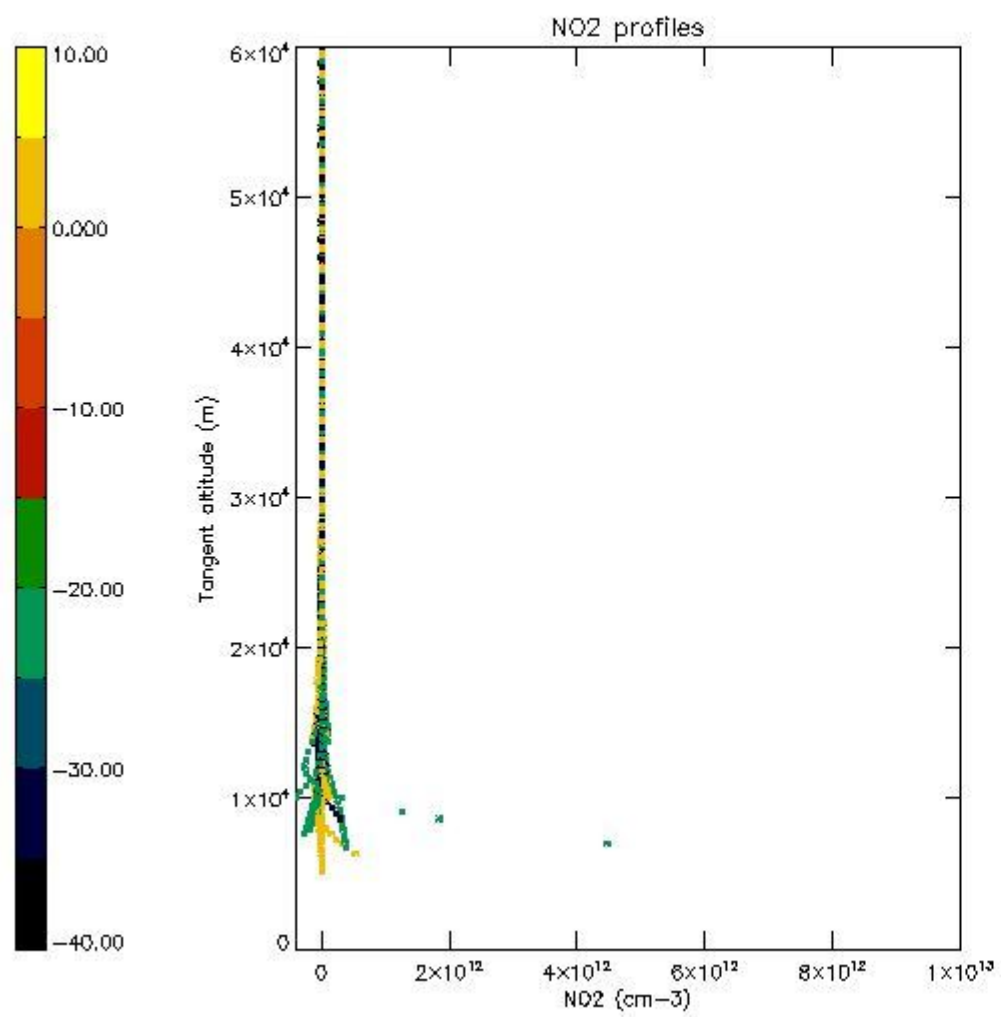
5.5 Plot ozone profiles where STD < 5% (dark without errors)

The colorbar represents the latitude.



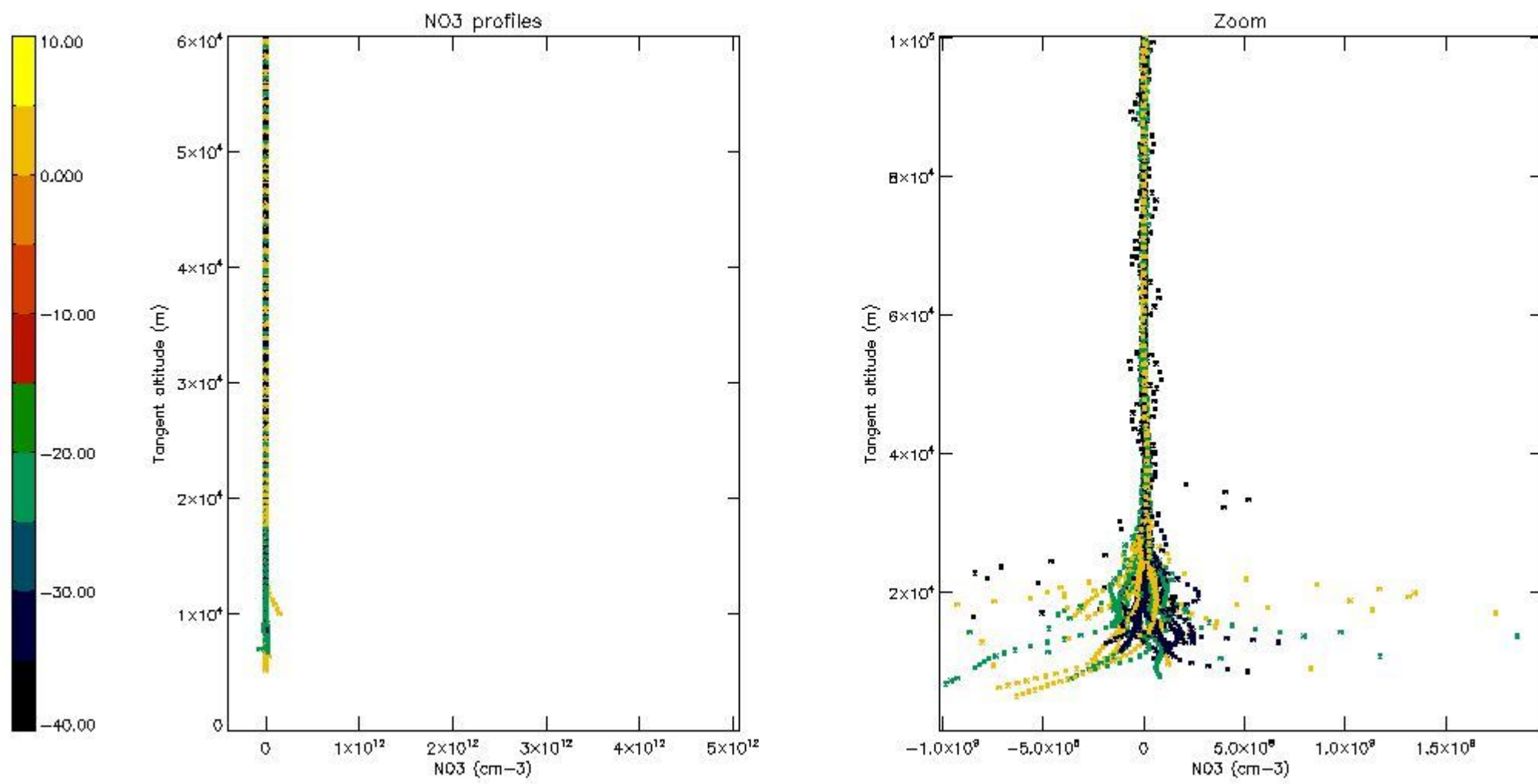
5.6 Plot NO₂ profiles for all STD (dark without errors)

The colorbar represents the latitude.



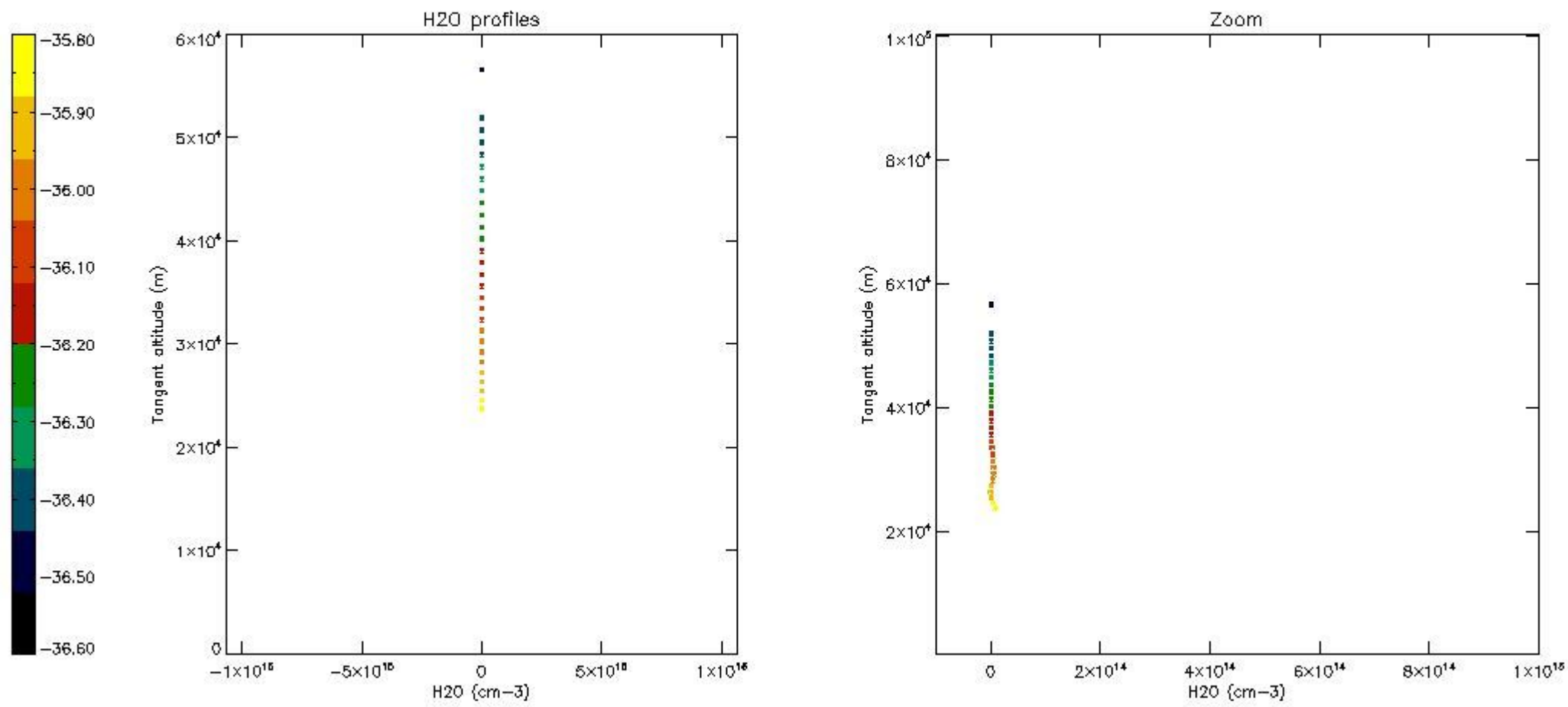
5.7 Plot NO3 profiles for all STD (dark without errors)

The colorbar represents the latitude.



5.8 Plot H₂O profiles for all STD (only for occultations of stars 1,2,3,4,13,14,16,26,63 dark without errors)

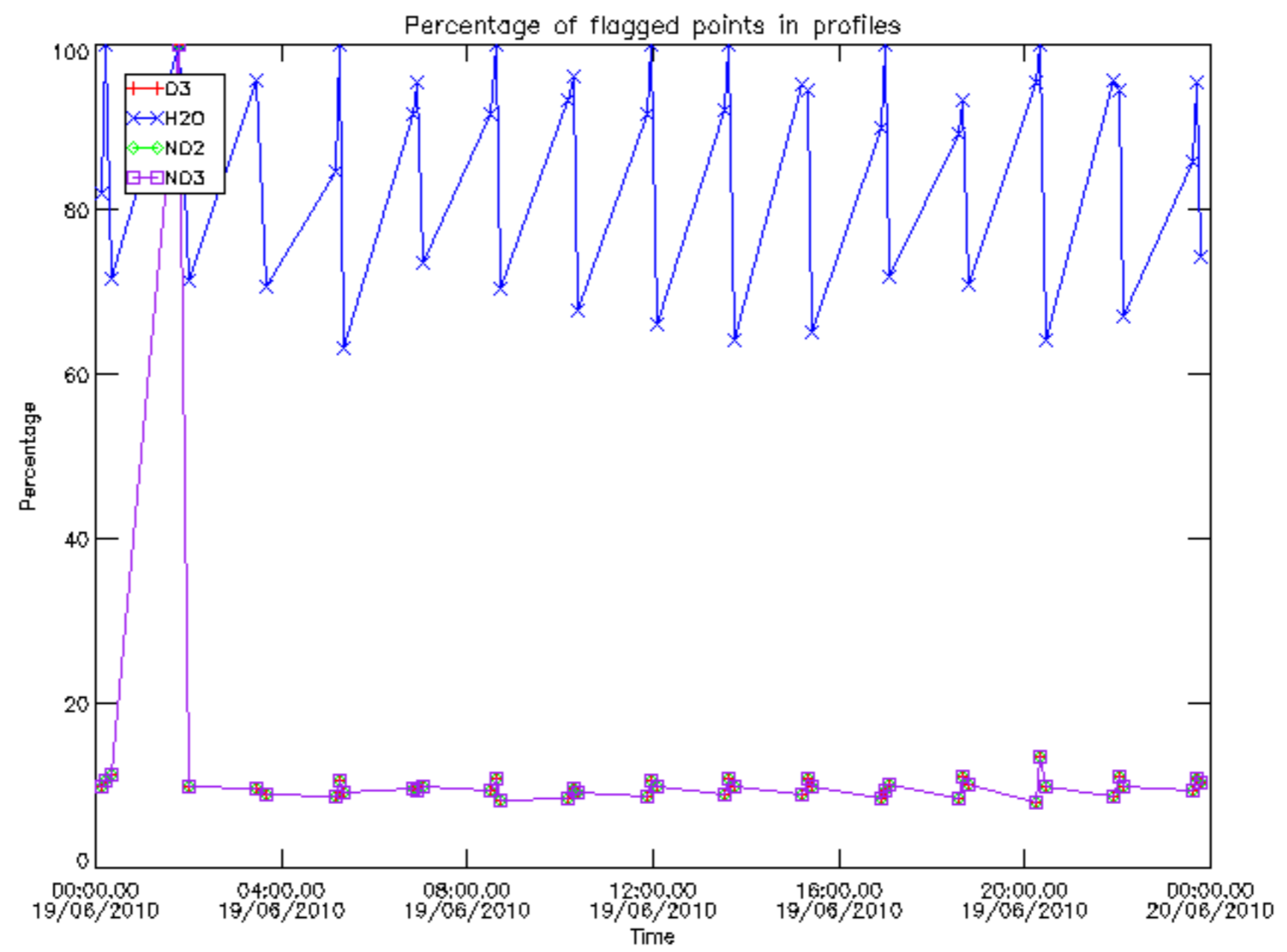
The colorbar represents the latitude.



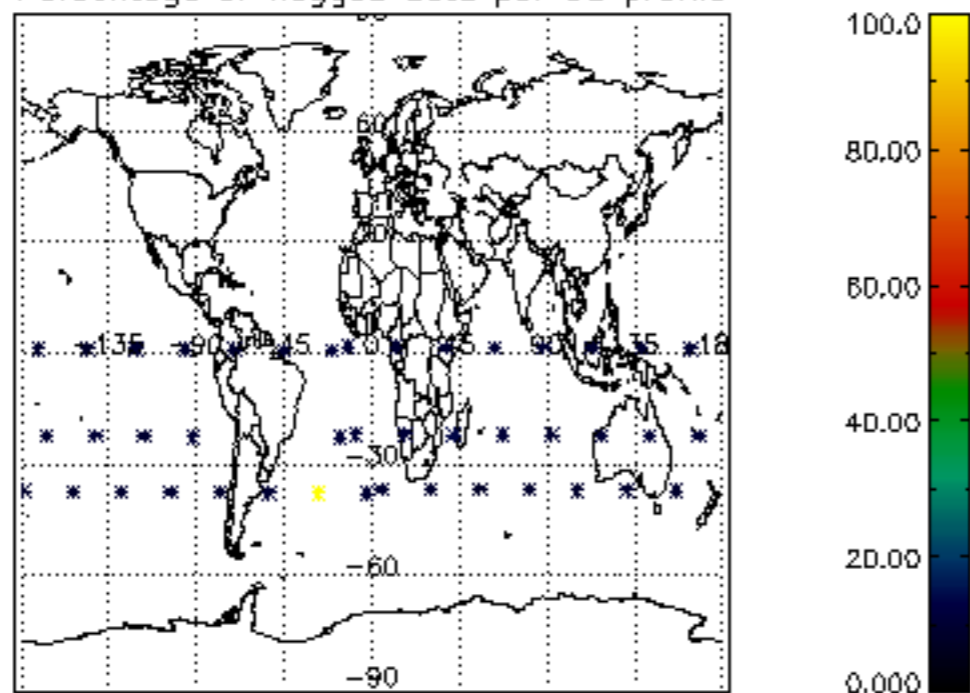
6. Auxiliary Data Files used for the production reported in section 2

The number reported in the third column indicates since which file (see list in section 2) the corresponding auxiliary file has been used. The fourth column is the date of those product files.

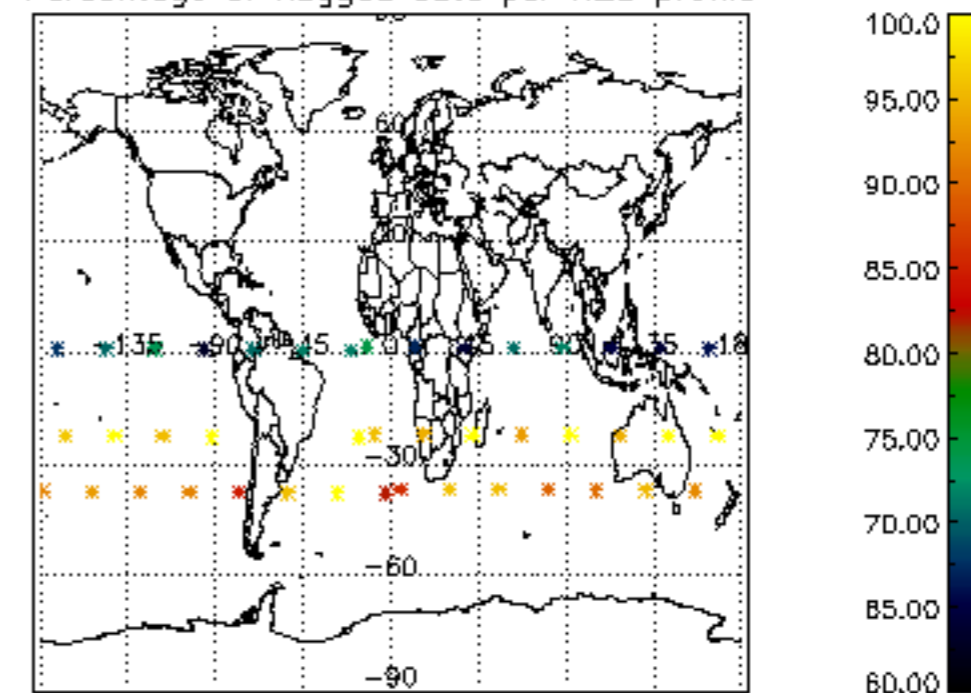
Type	Auxiliary Filename	Used since product	Used since product date
INST_PHYS_CHARACTERISTICS	GOM_INS_AXVIEC20091111_143220_20030716_120000_20500101_000000	1	19-JUN-2010 00:07:17
LEVEL-2_PROC_CONFIG	GOM_PR2_AXVIEC20091111_152718_20020301_000000_20500101_000000	1	19-JUN-2010 00:07:17
CROSS_SECTIONS_FILE	GOM_CRS_AXVIEC20091111_154832_20020301_000000_20500101_000000	1	19-JUN-2010 00:07:17



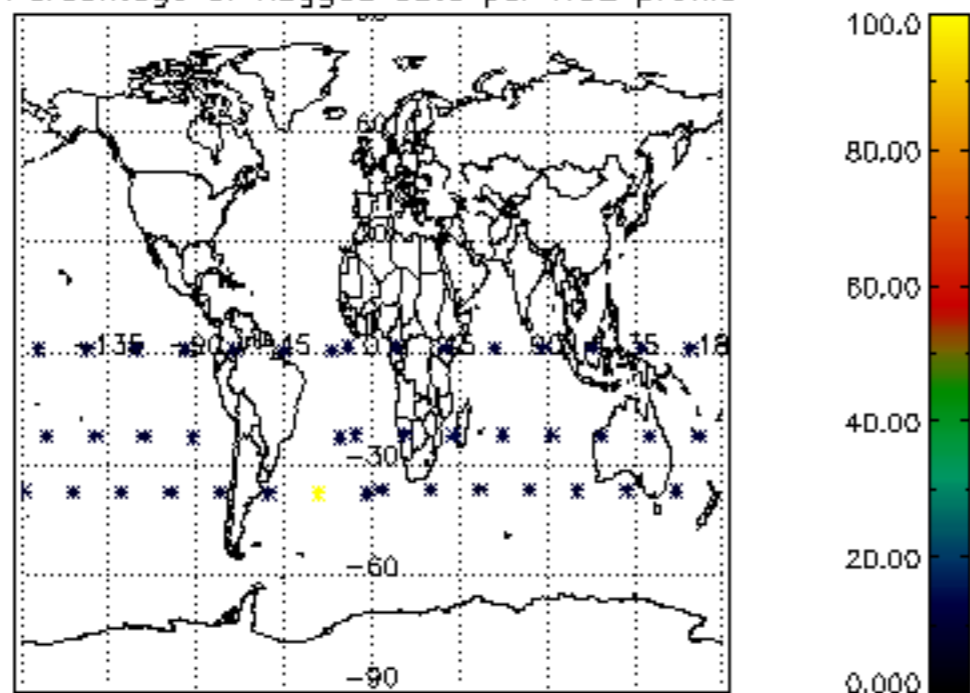
Percentage of flagged data per D3 profile



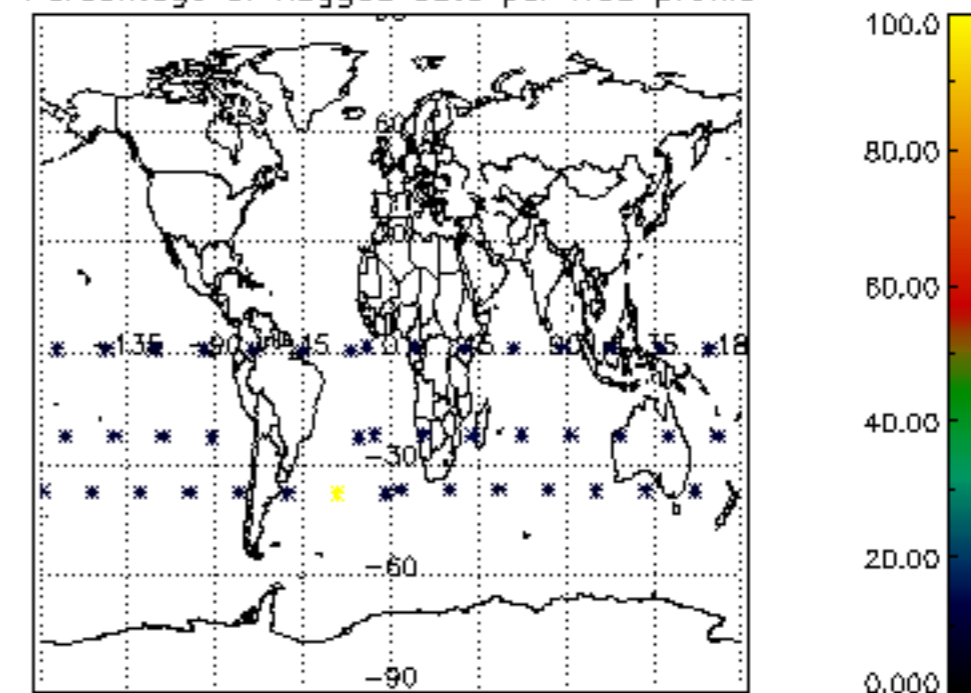
Percentage of flagged data per H2O profile

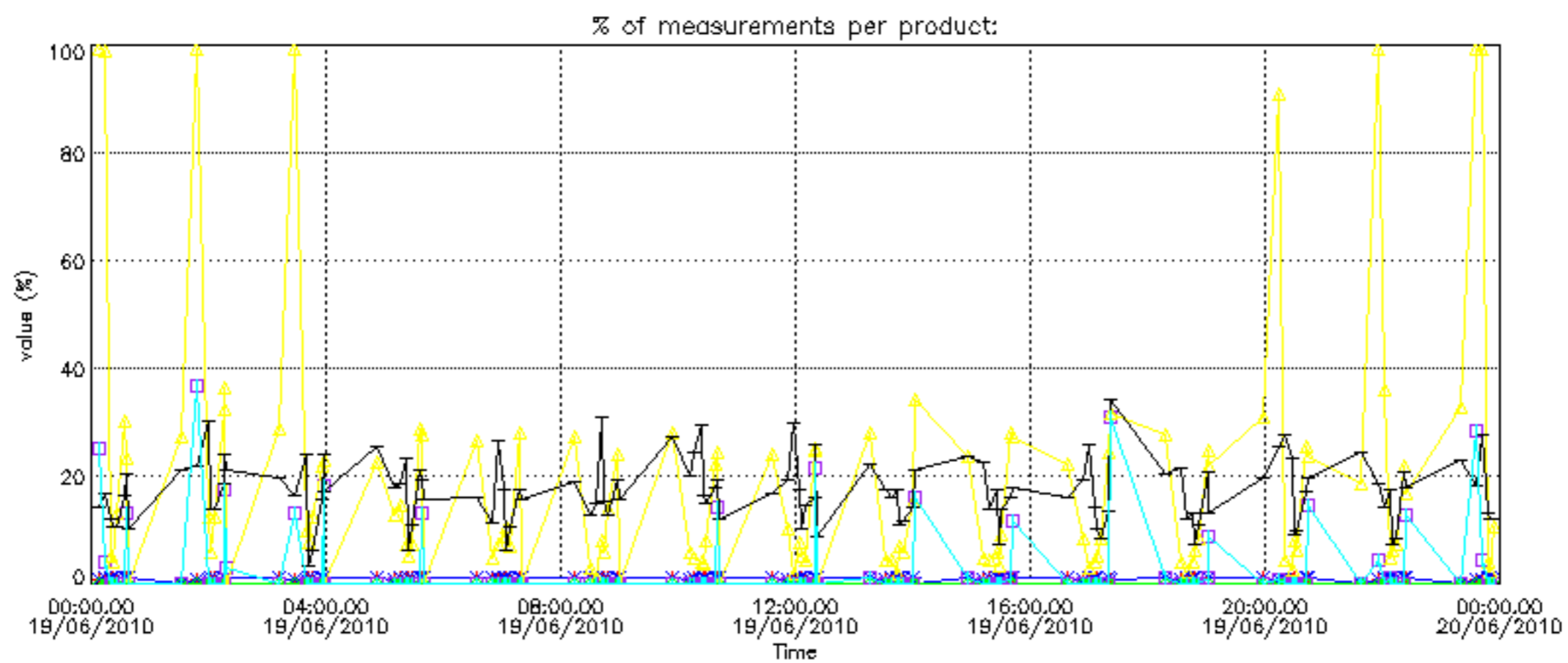
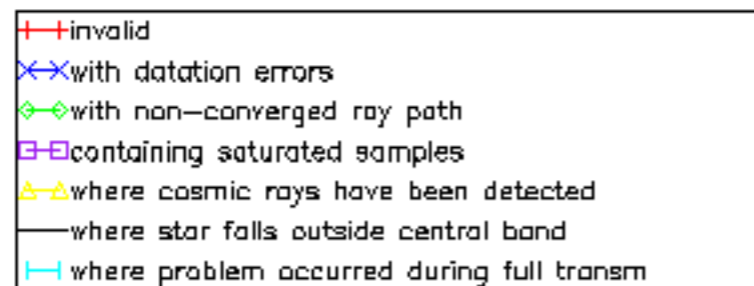


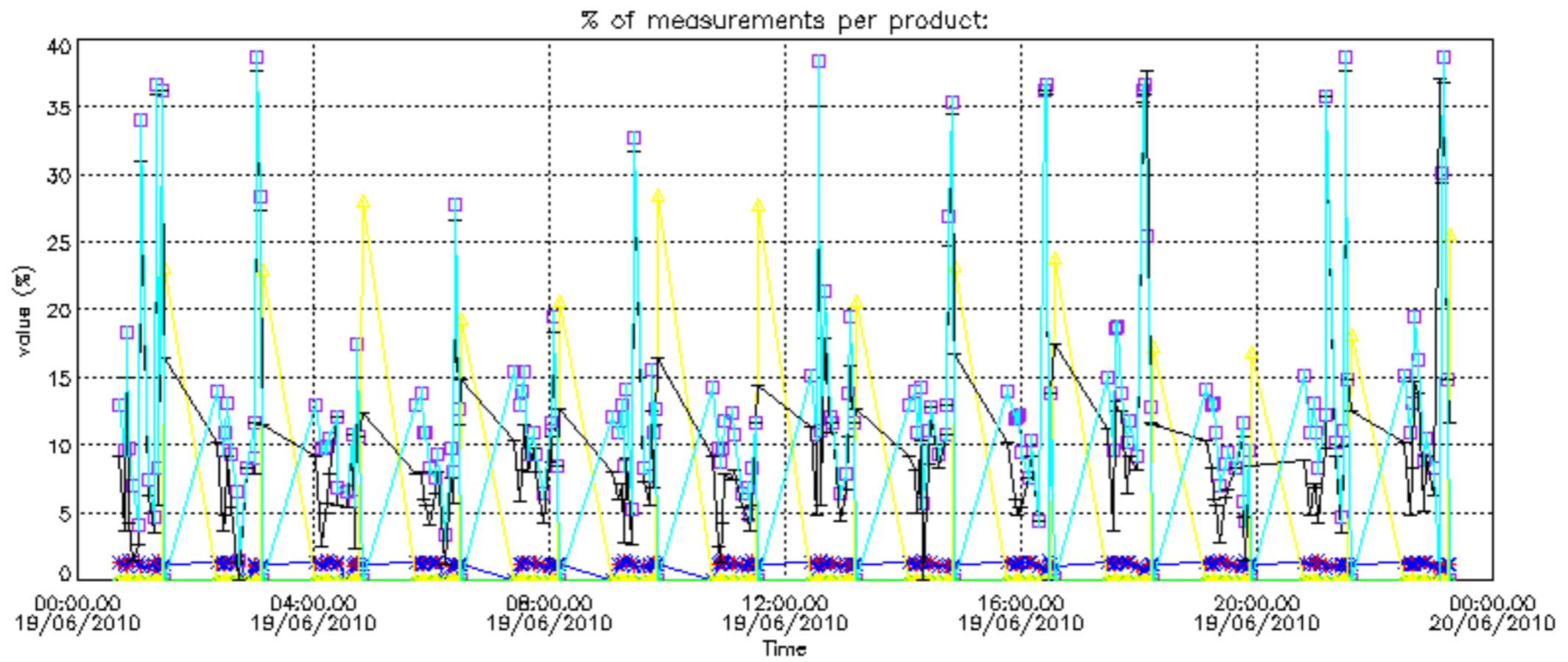
Percentage of flagged data per NO2 profile



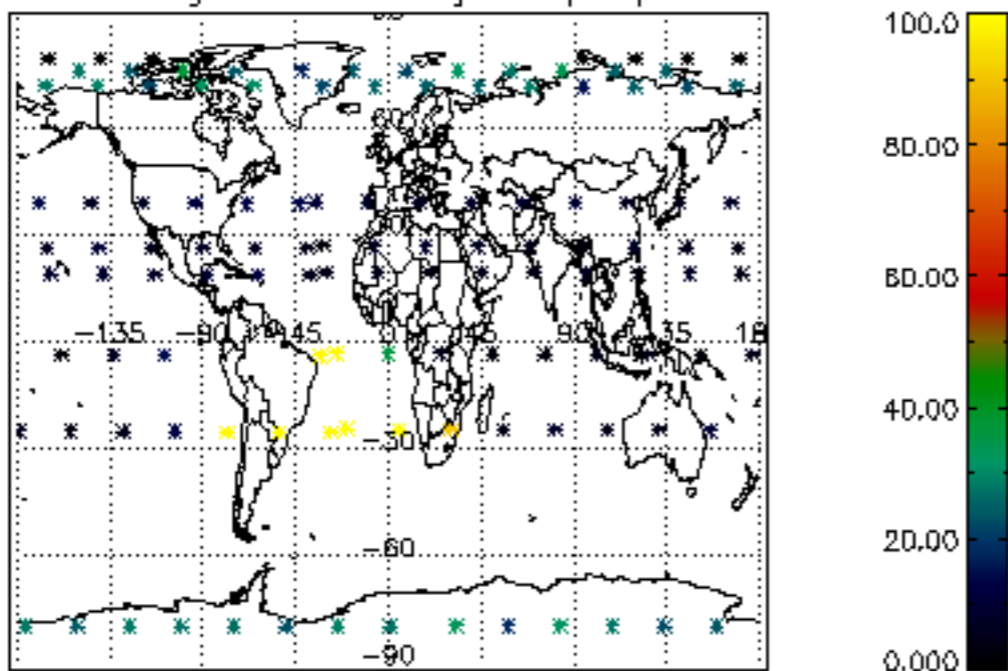
Percentage of flagged data per NO3 profile



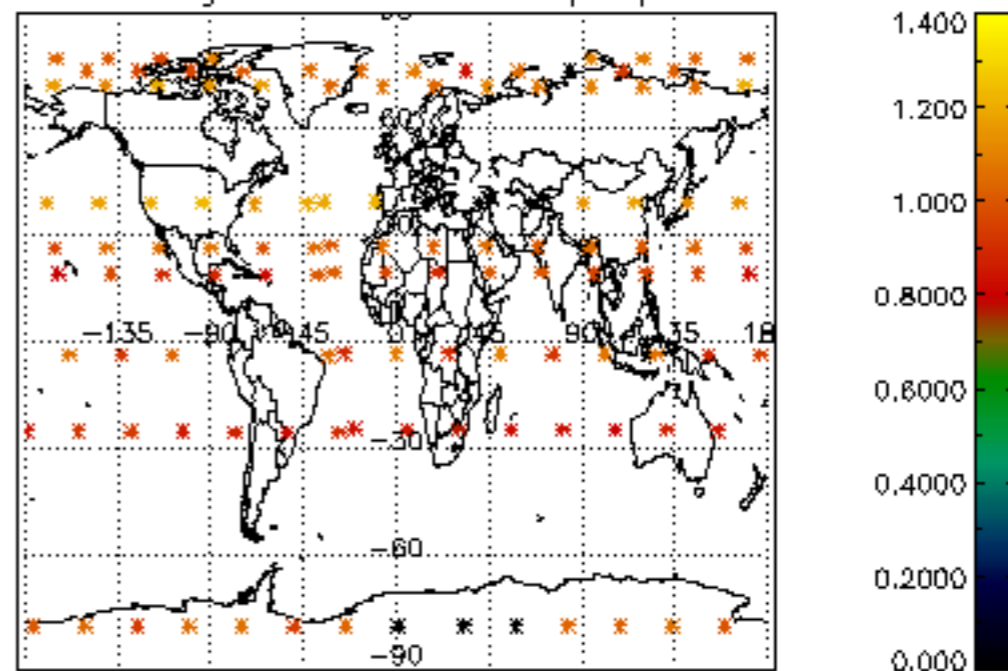




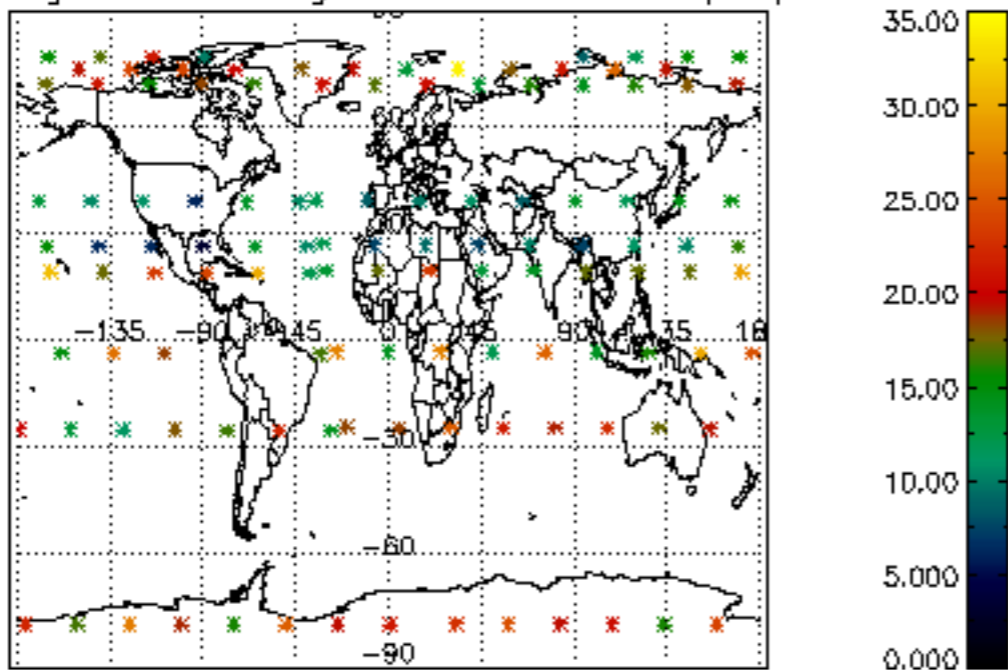
Percentage of cosmic ray hits per profile



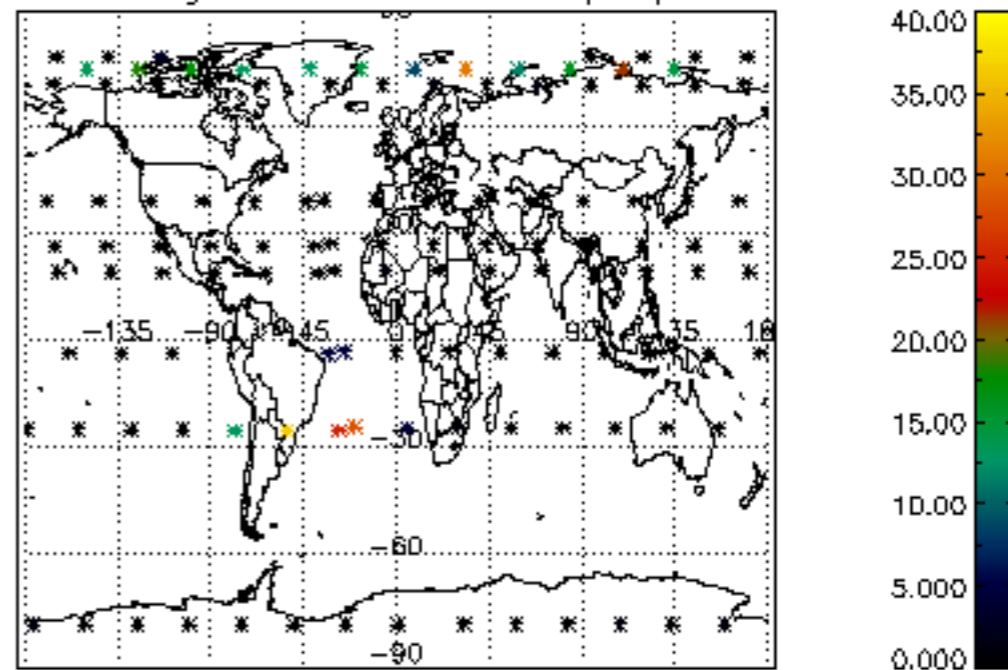
Percentage of datation errors per profile



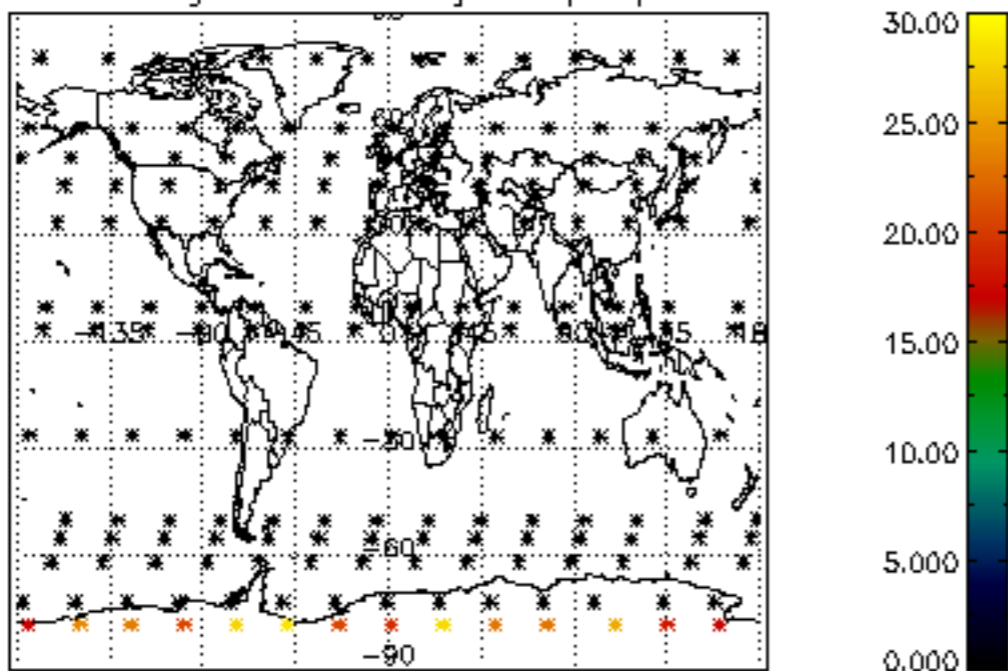
Percentage of star falling outside central band per profile



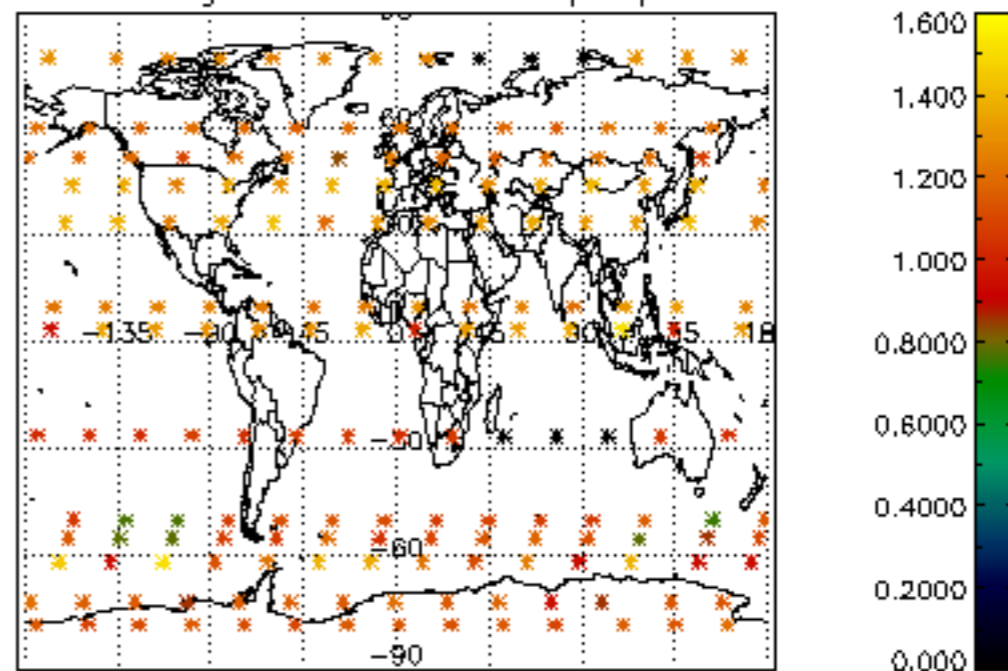
Percentage of saturation errors per profile



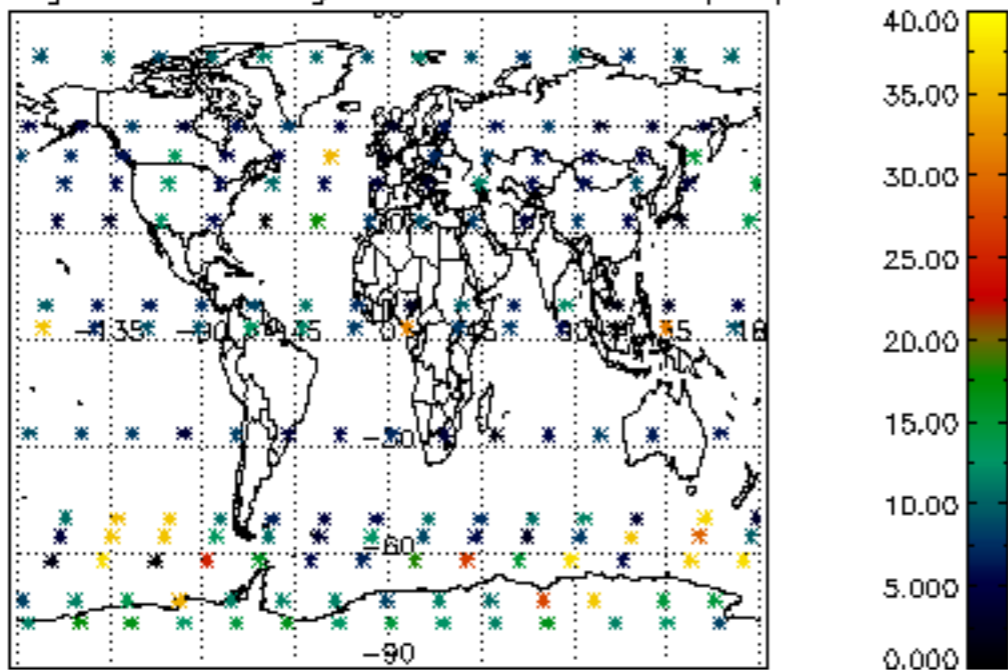
Percentage of cosmic ray hits per profile



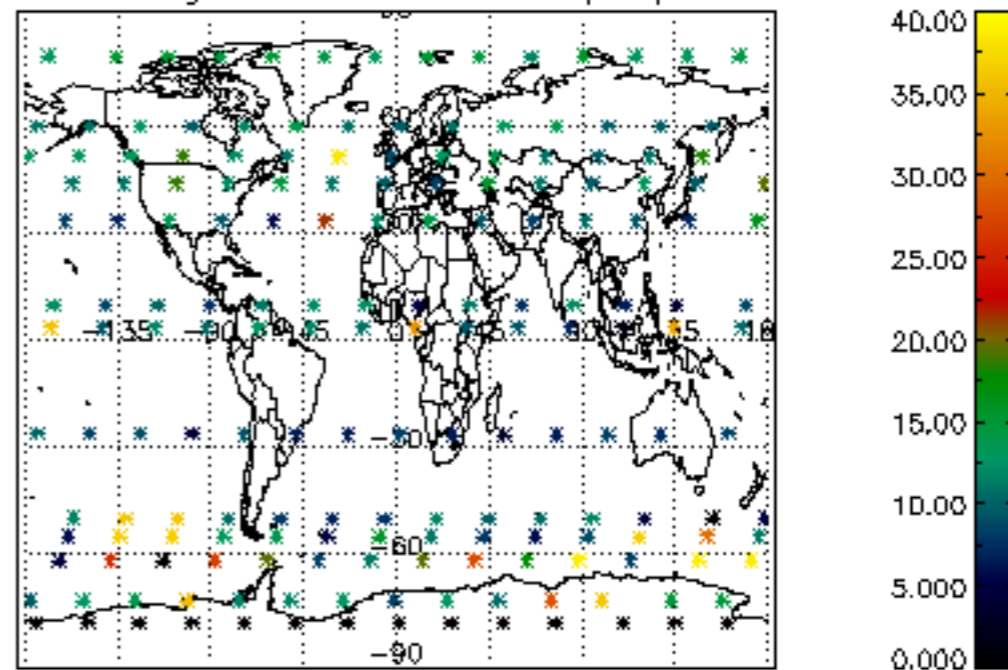
Percentage of datation errors per profile

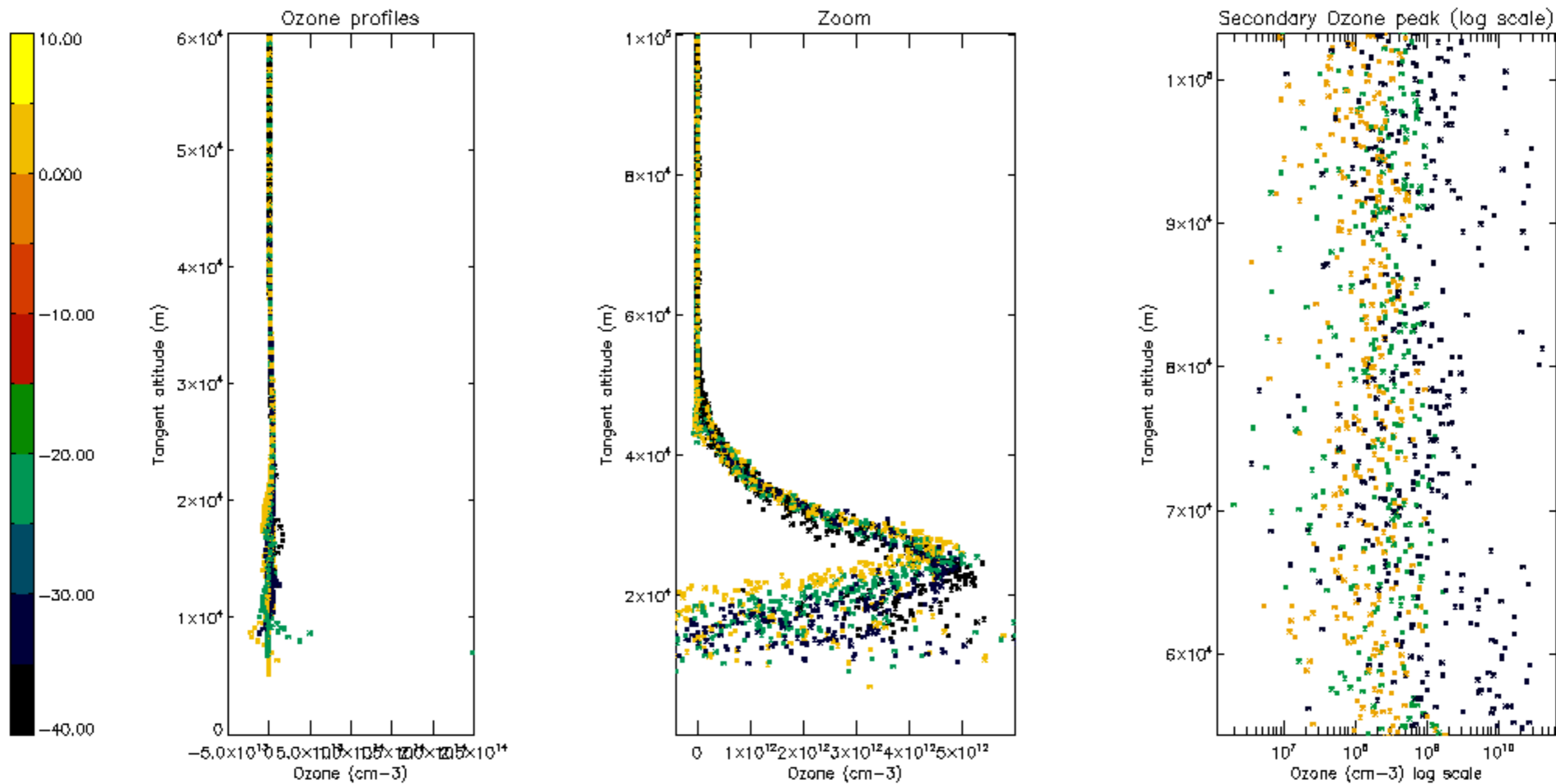


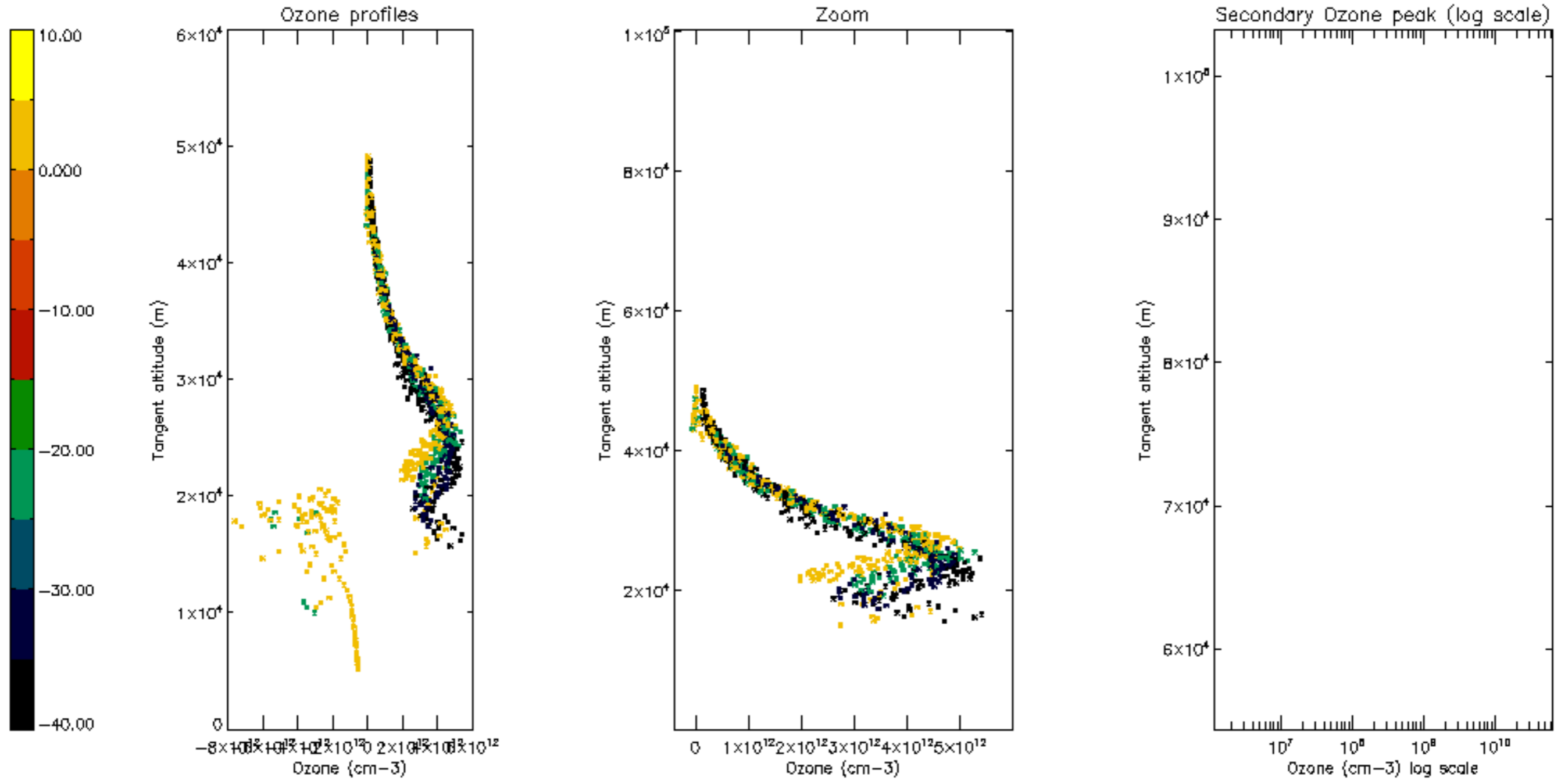
Percentage of star falling outside central band per profile

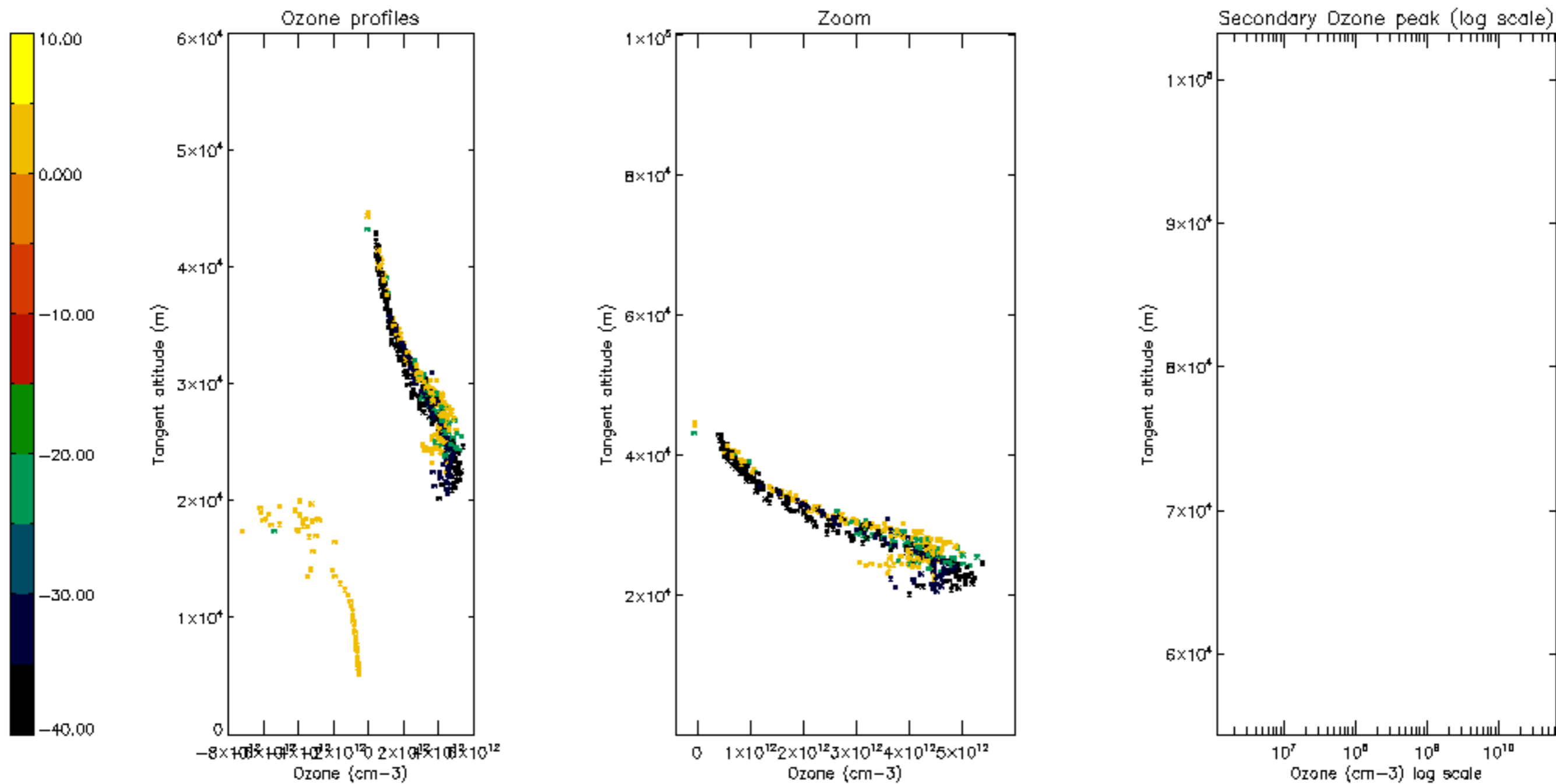


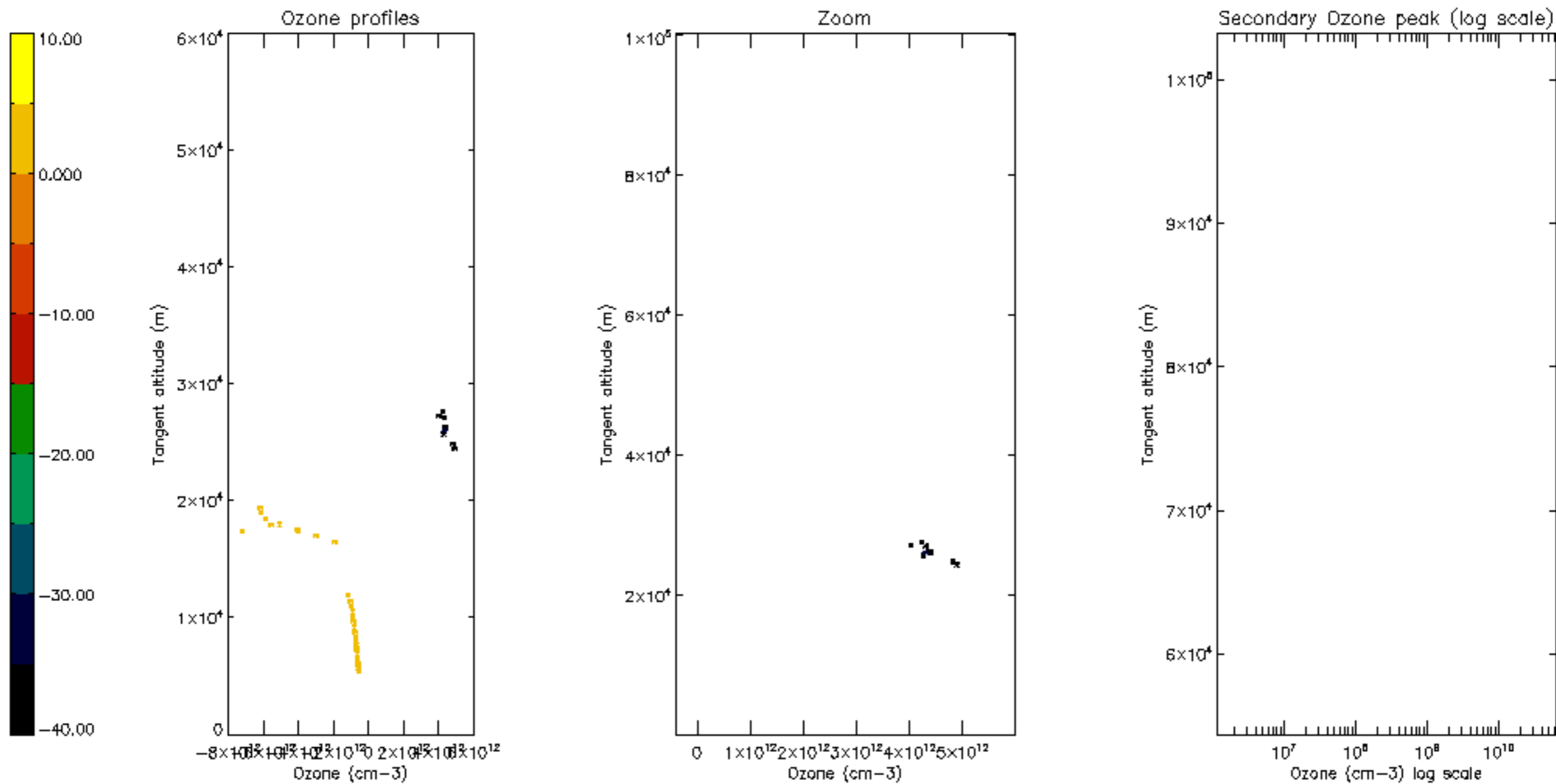
Percentage of saturation errors per profile

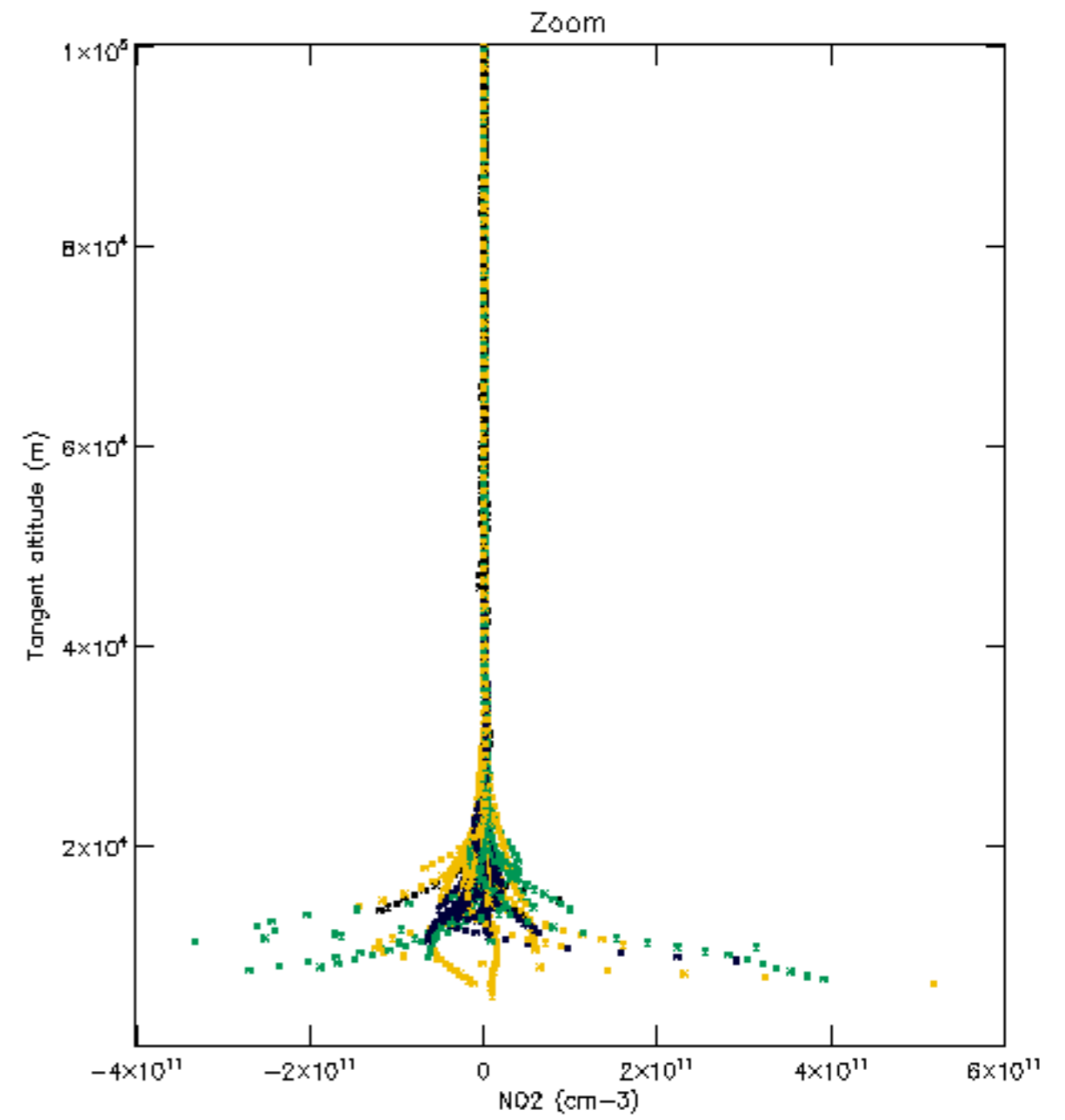
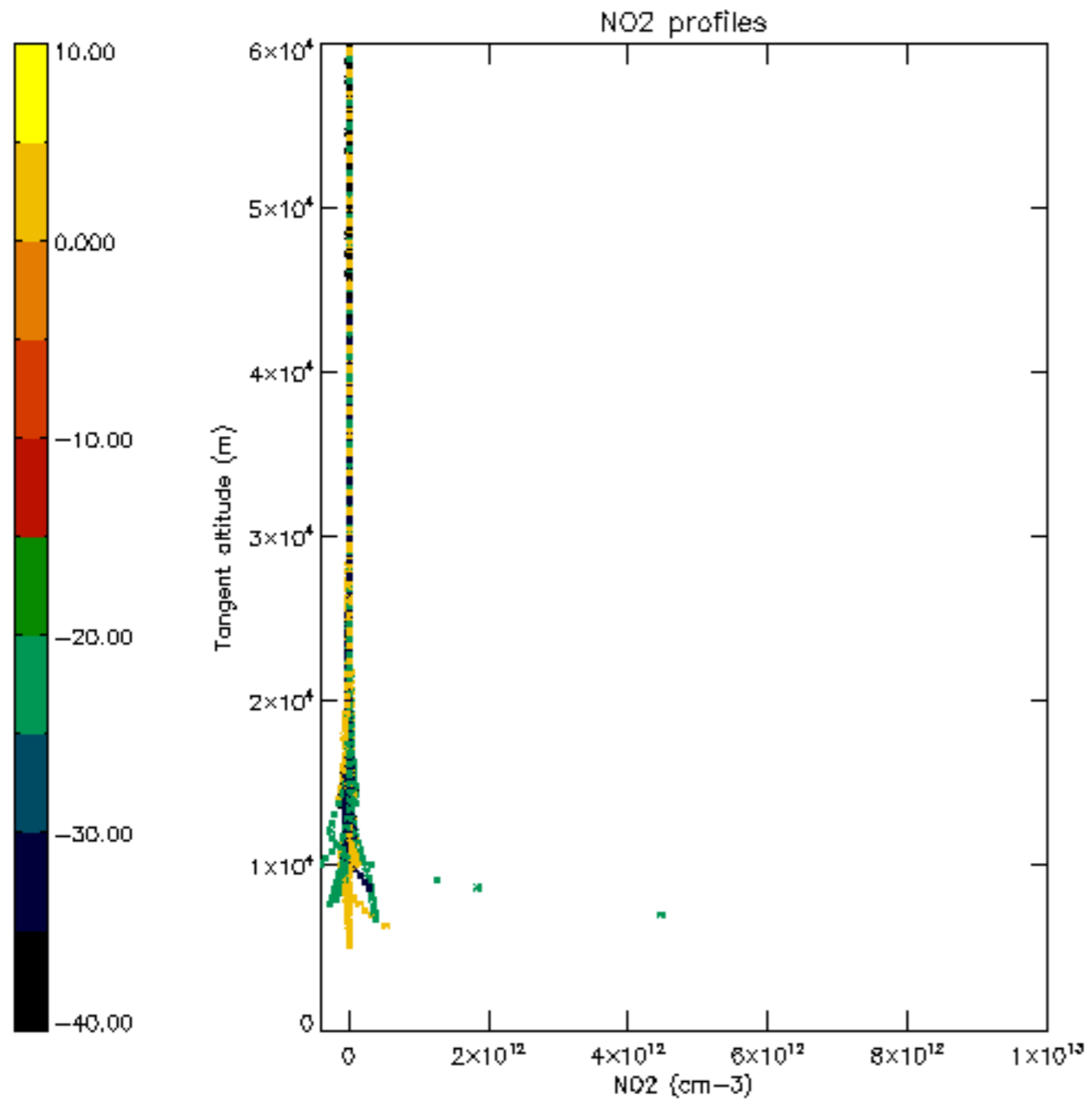


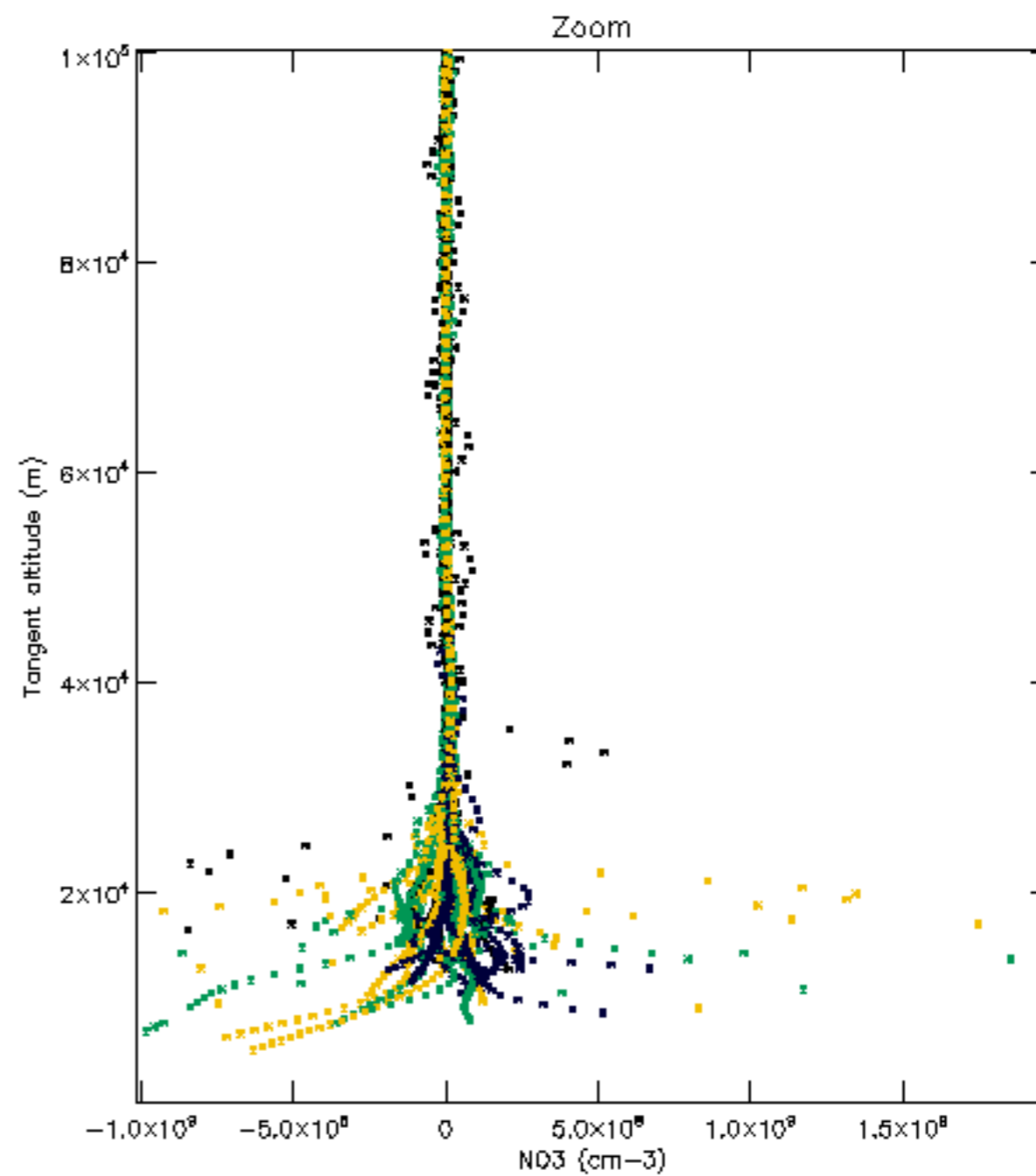
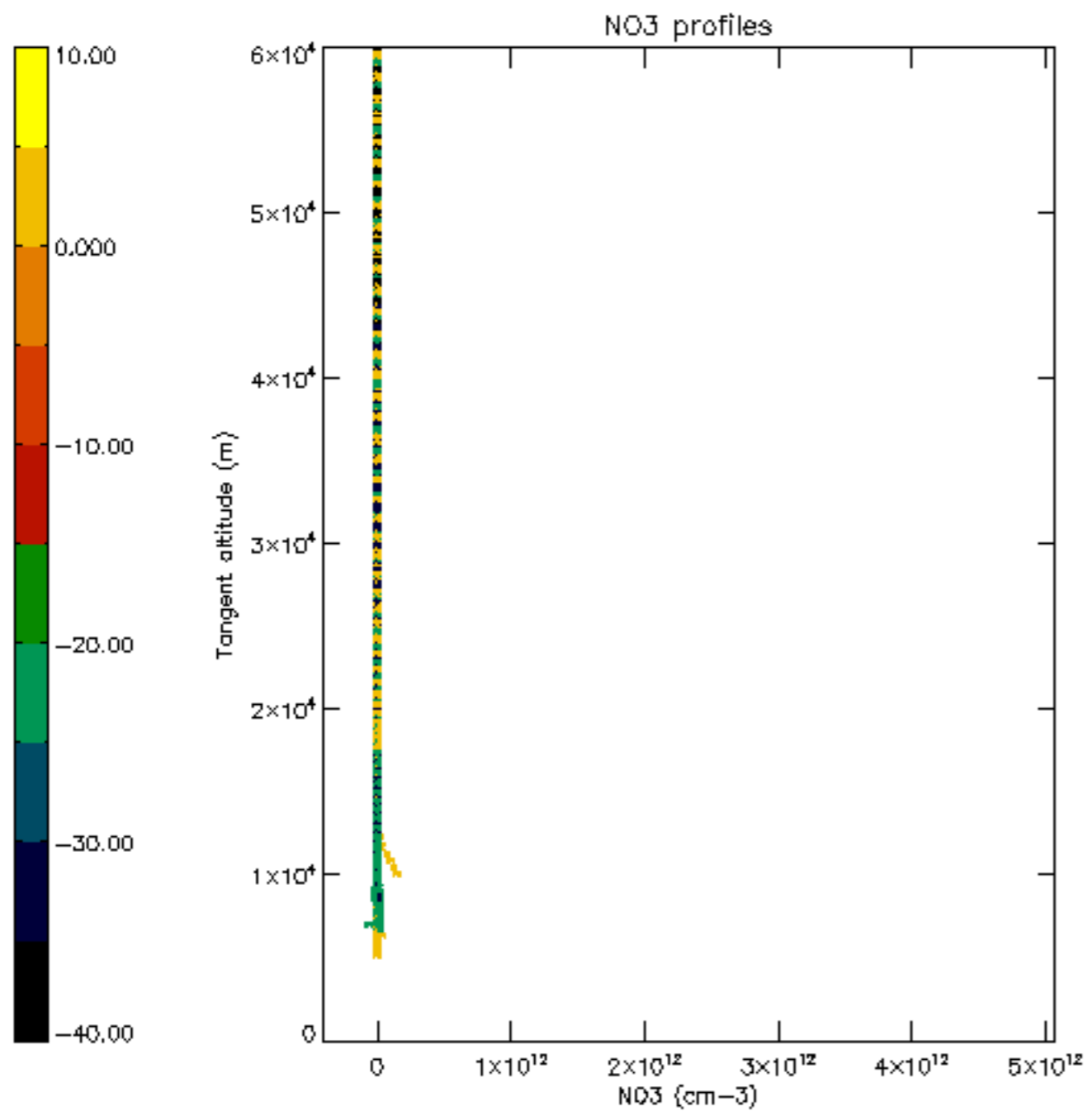


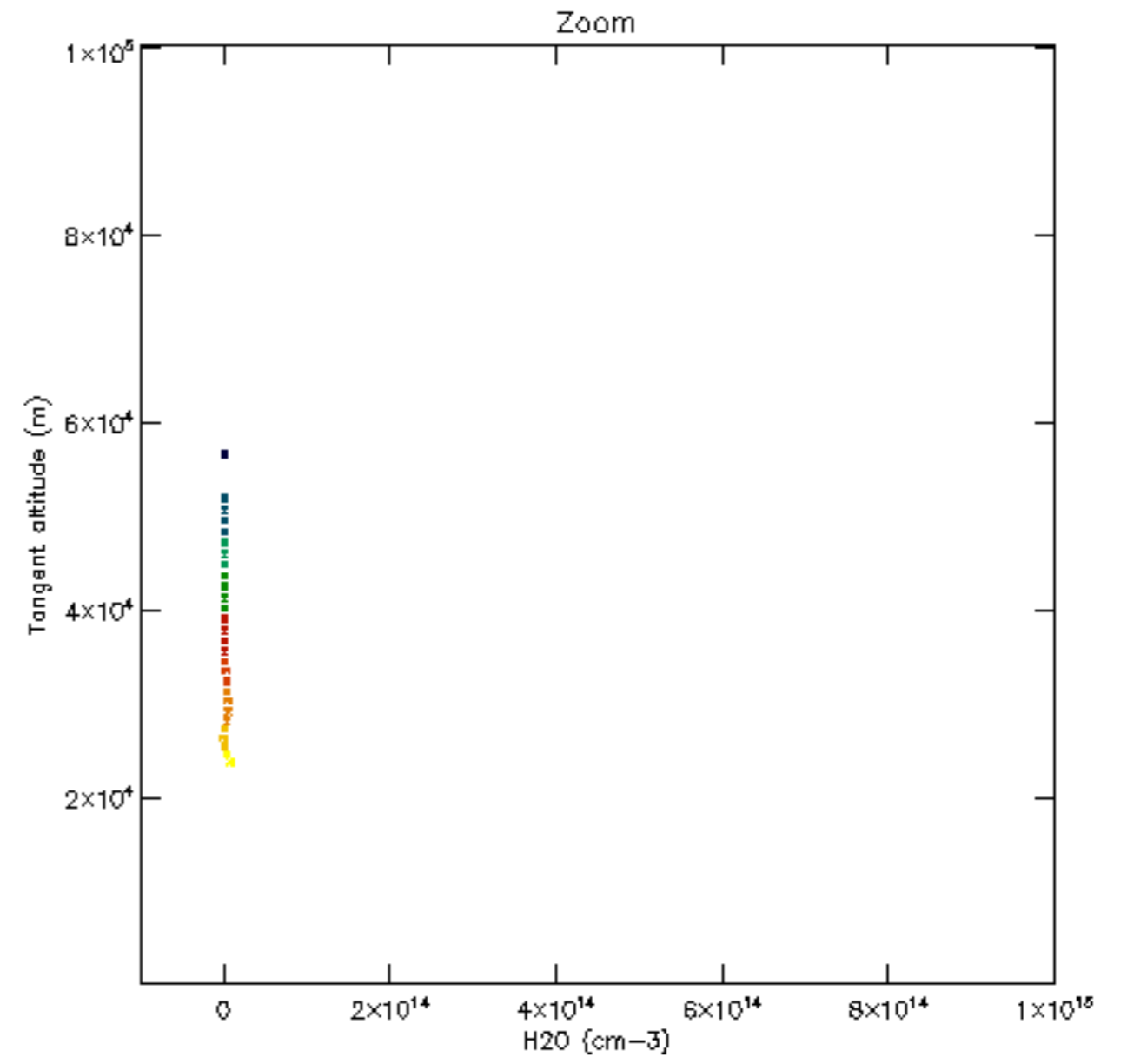
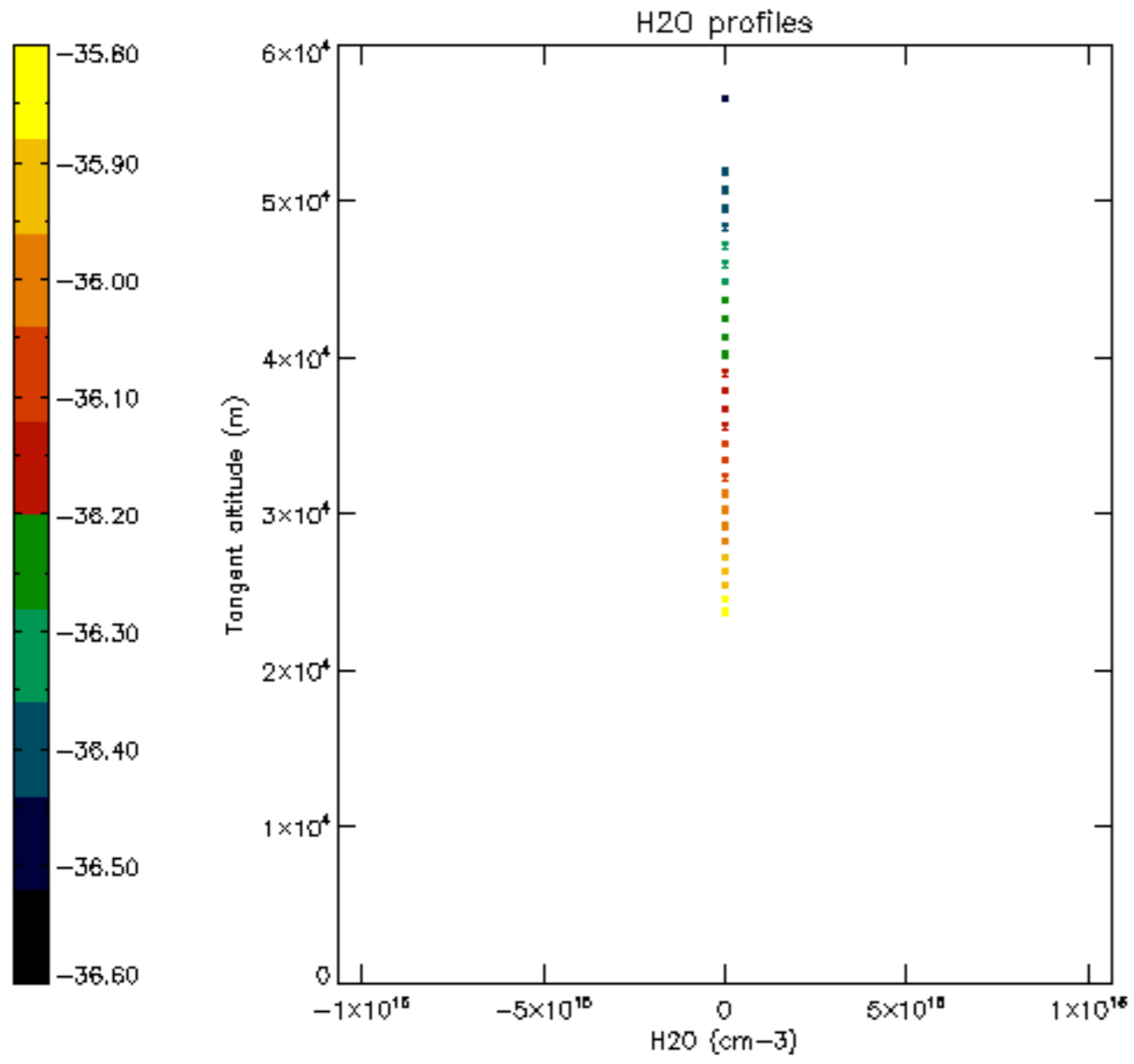


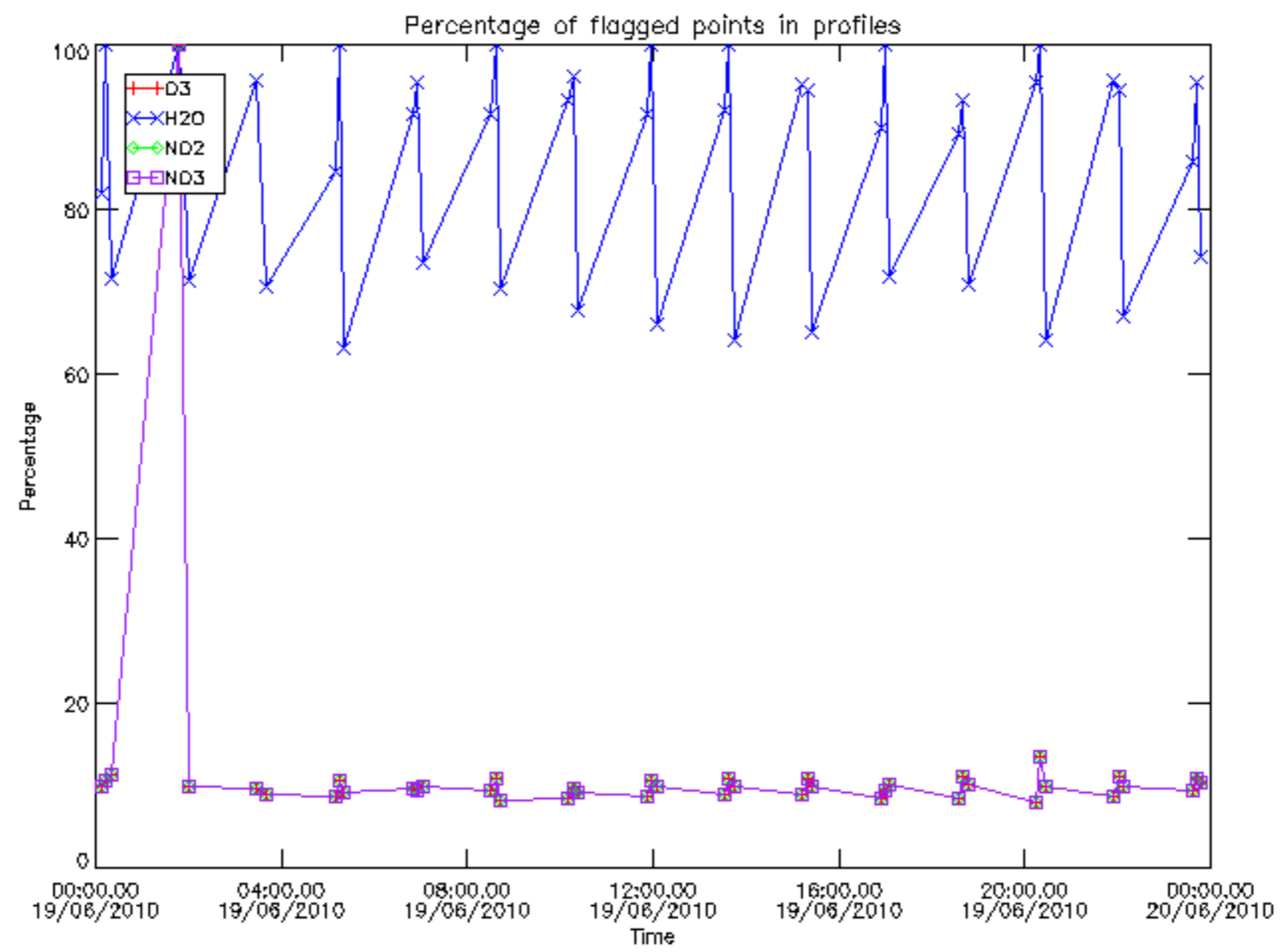




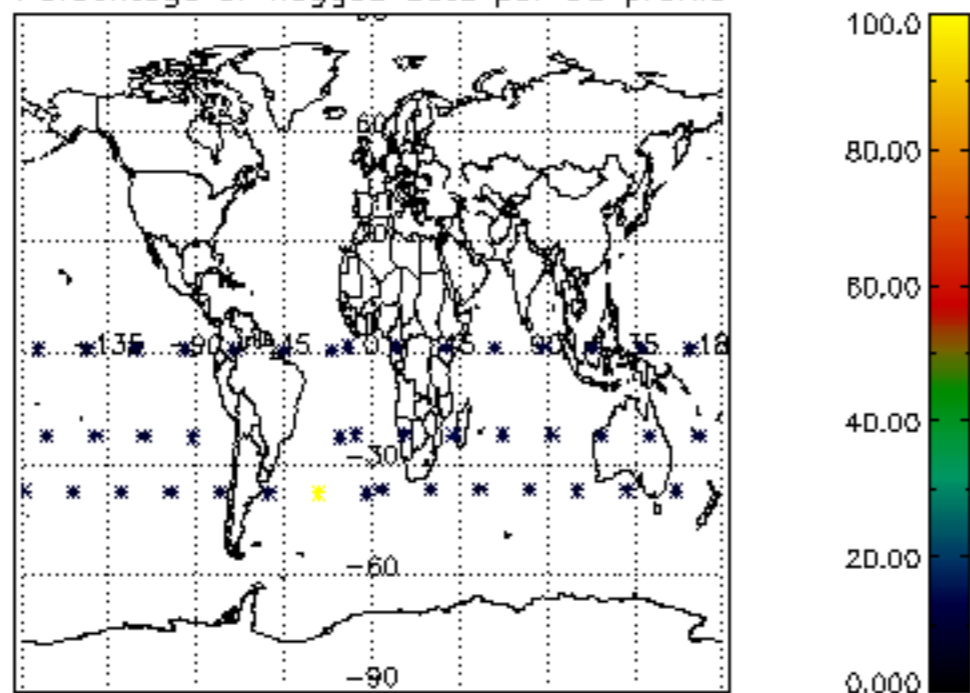




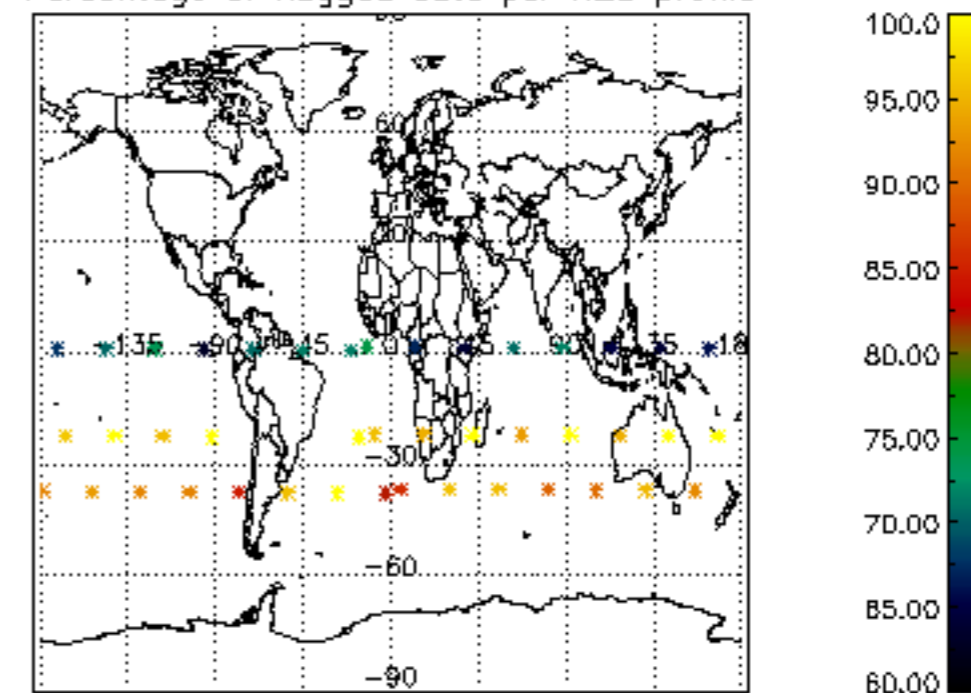




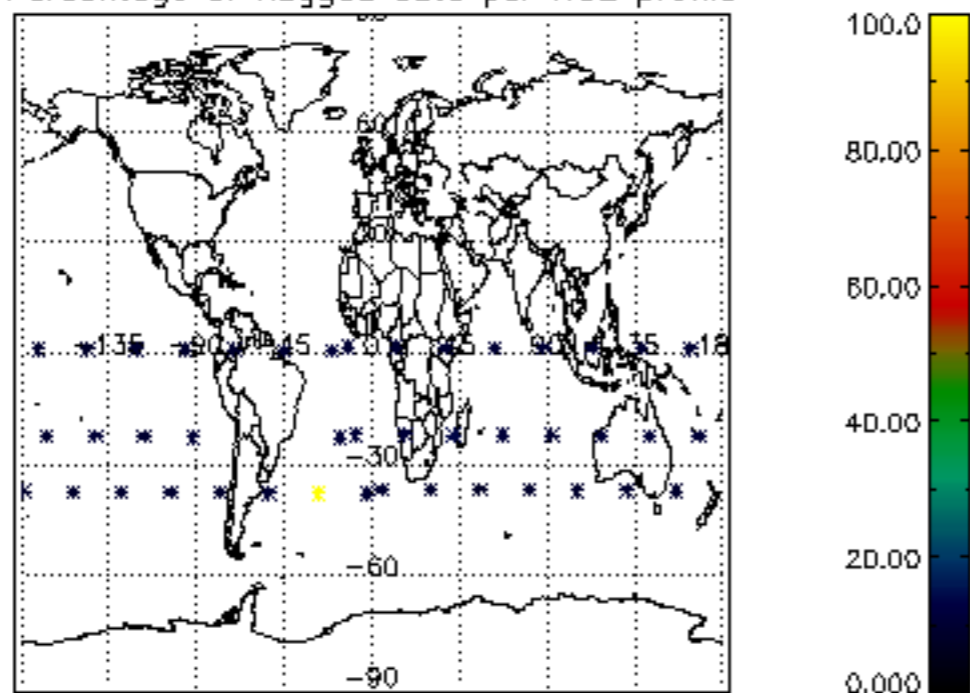
Percentage of flagged data per D3 profile



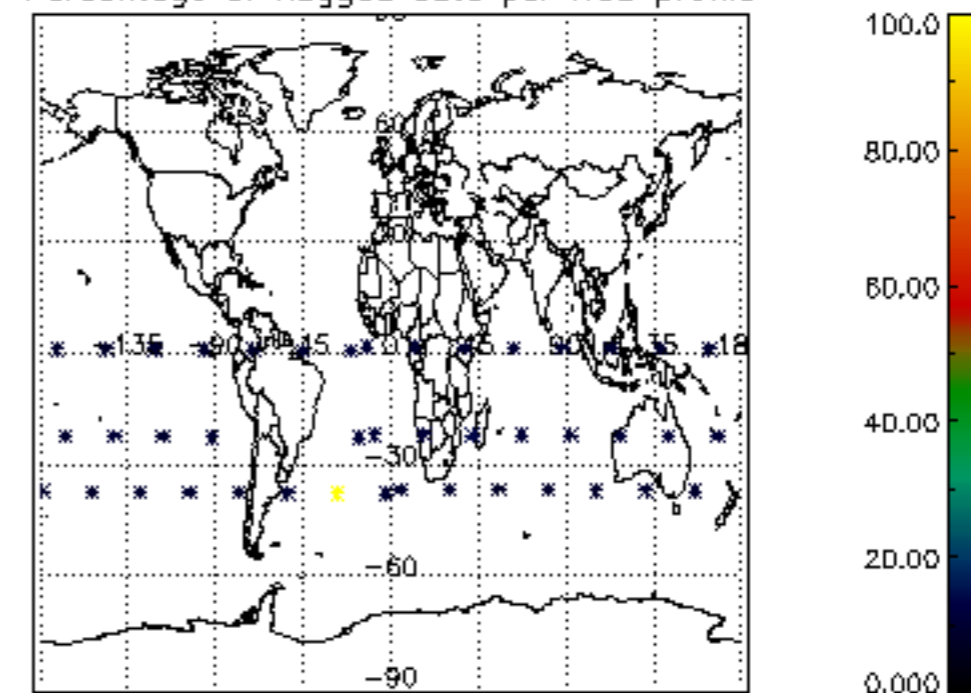
Percentage of flagged data per H2O profile

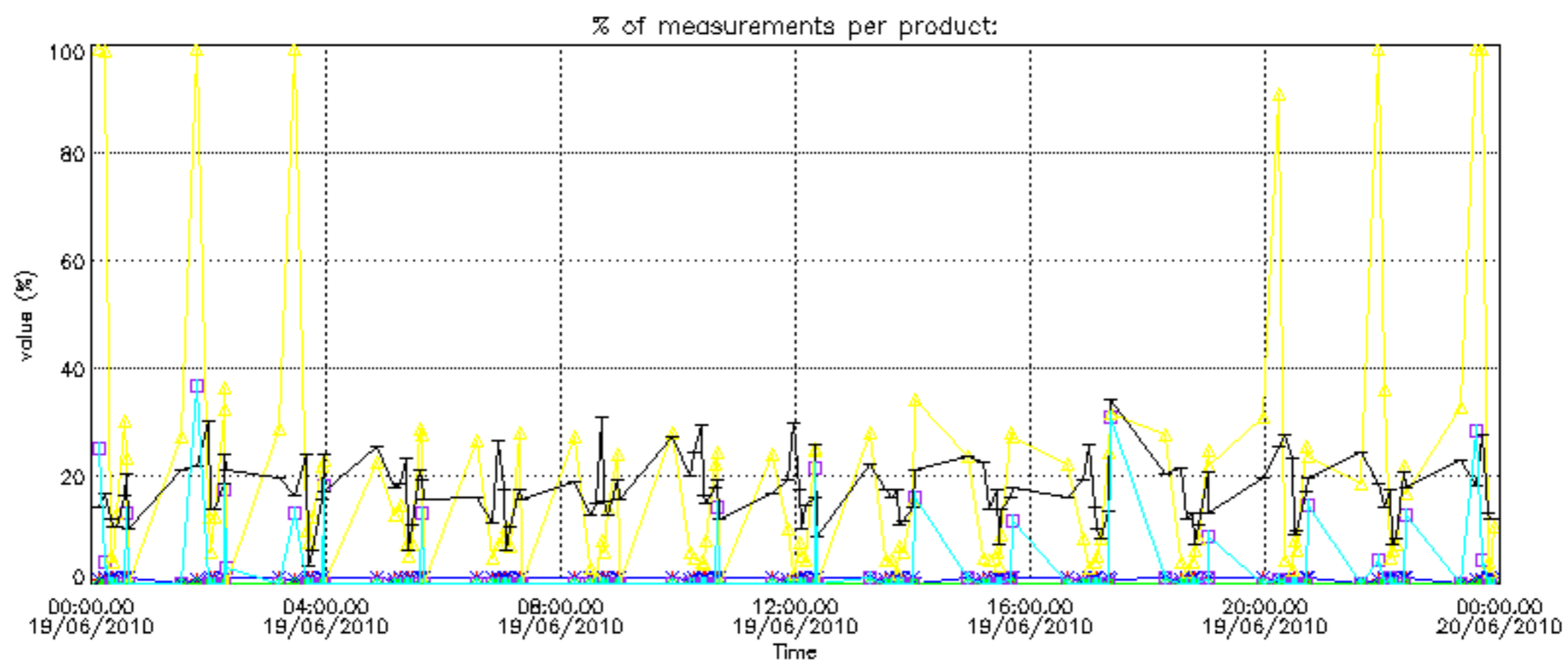
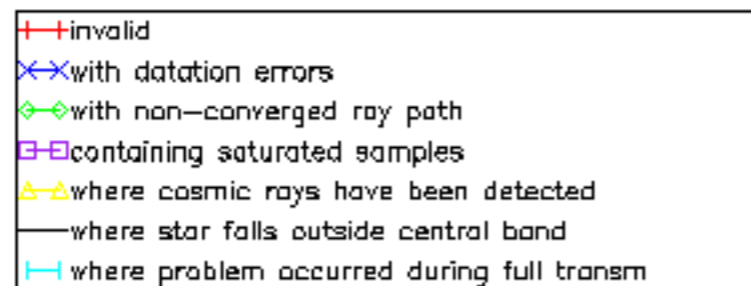


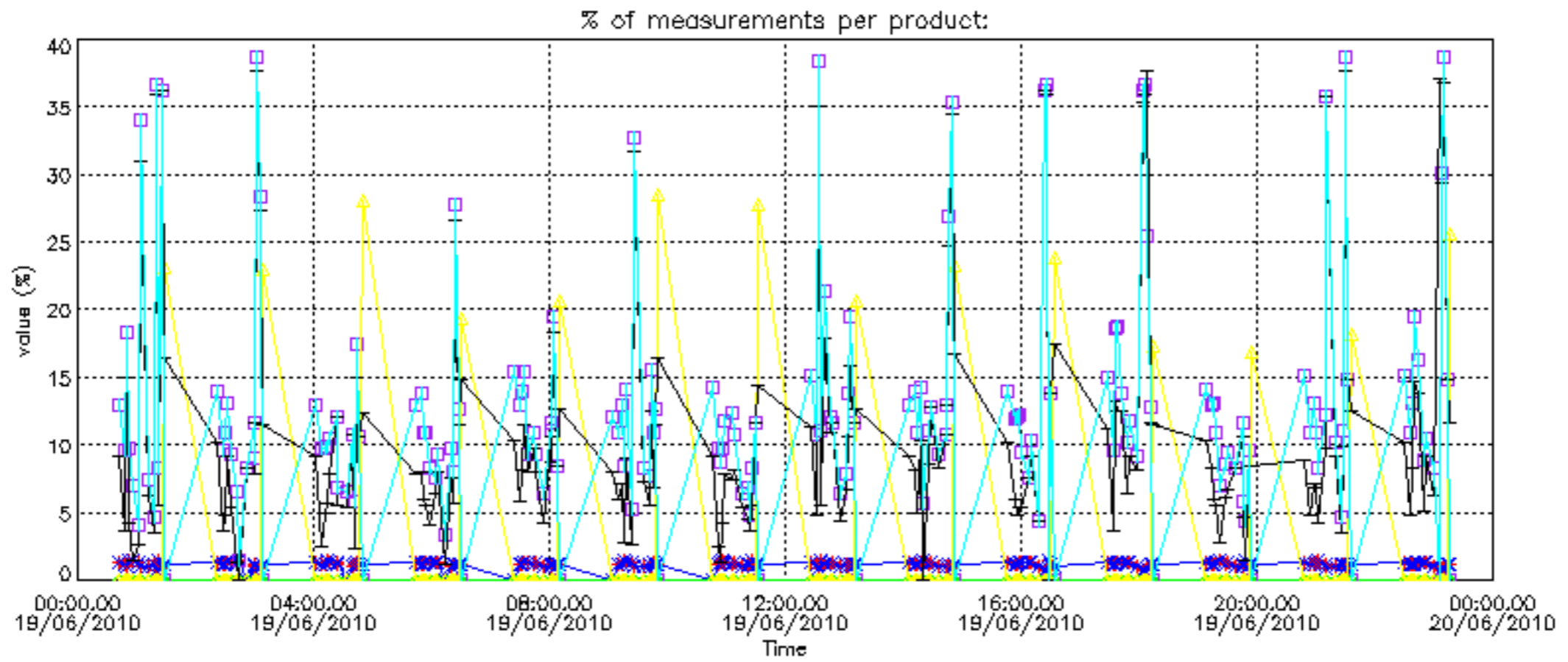
Percentage of flagged data per NO2 profile



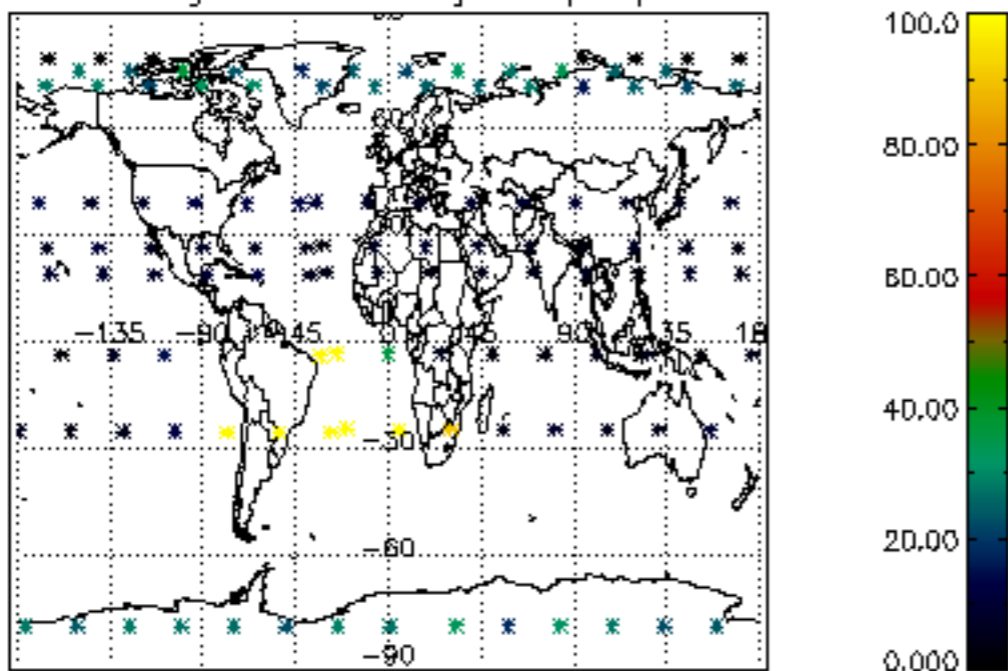
Percentage of flagged data per NO3 profile



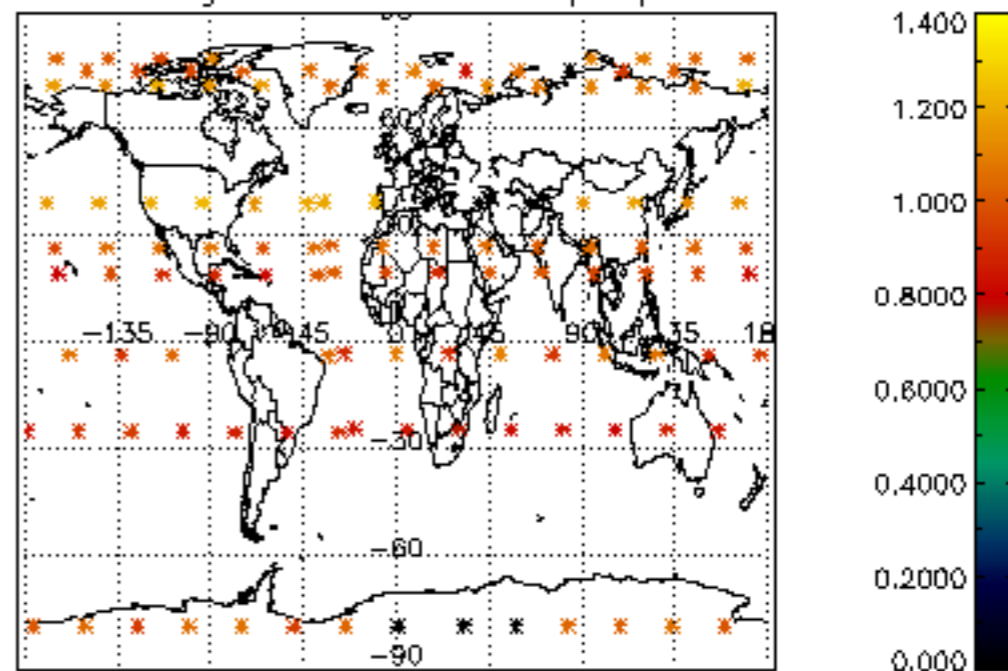




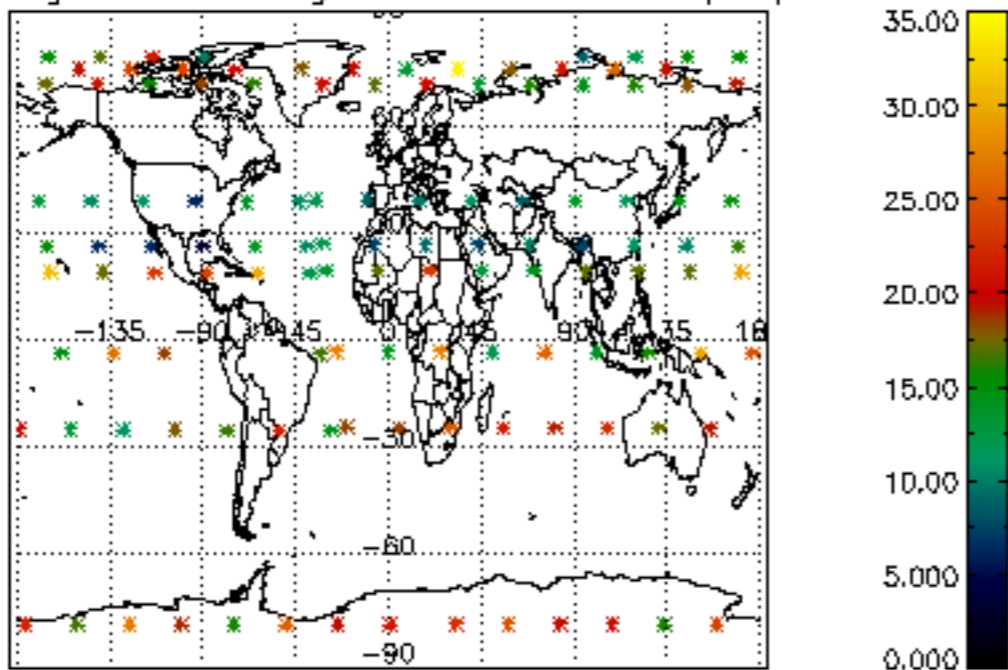
Percentage of cosmic ray hits per profile



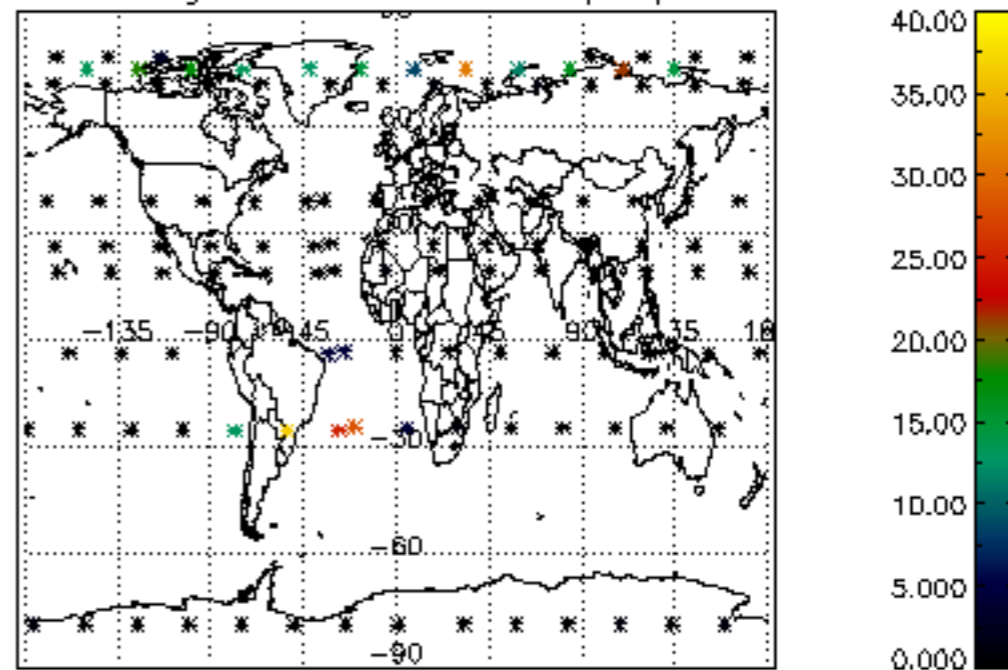
Percentage of datation errors per profile



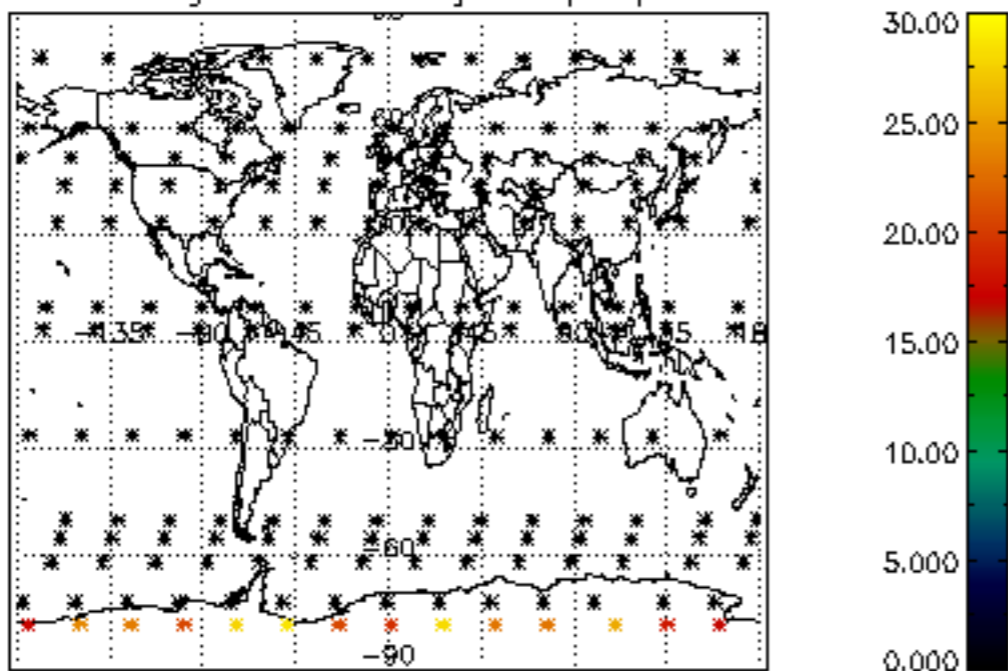
Percentage of star falling outside central band per profile



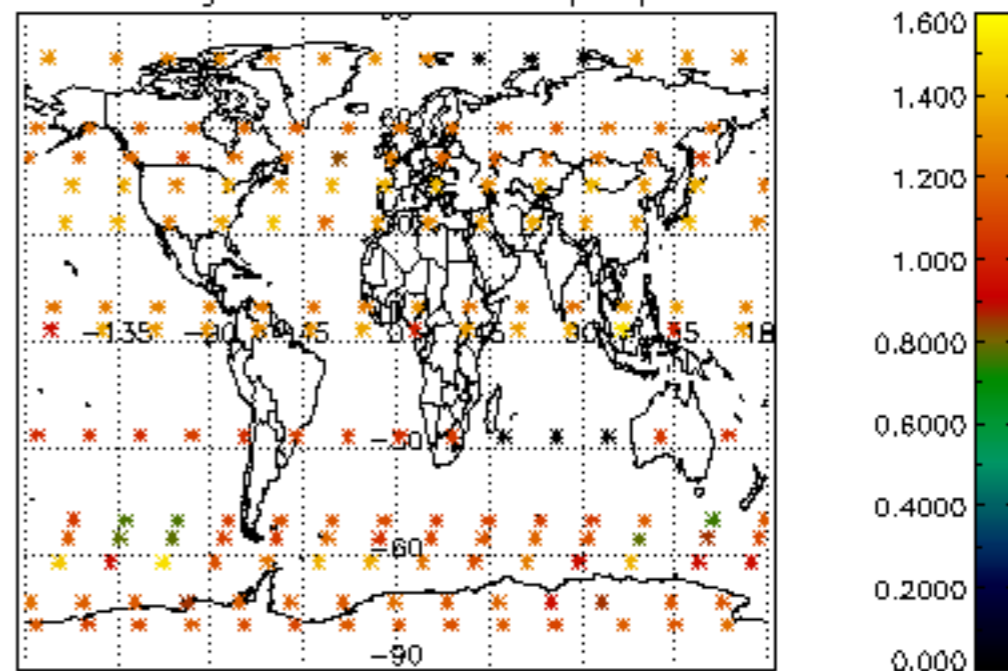
Percentage of saturation errors per profile



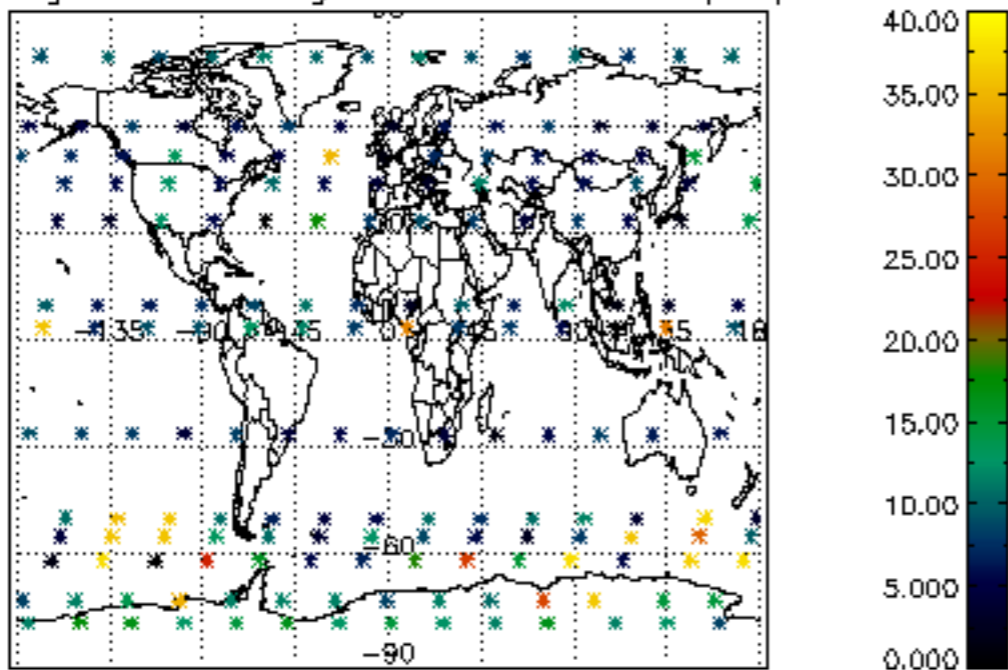
Percentage of cosmic ray hits per profile



Percentage of datation errors per profile



Percentage of star falling outside central band per profile



Percentage of saturation errors per profile

