

GOMOS Level 2 Daily Report

SUMMARY

[1. General Info](#)

[2. Summary of processed GOM_NL_2P products](#)

[3. Level 2 Quality information per product](#)

[3.1 Plot of level 2 quality information per product \(time dependant\)](#)

[3.2 Plot of level 2 quality information per product \(world map\)](#)

[4. Level 1 Quality information per product \(stored on level 2 products\)](#)

[4.1 Plot of level 1 quality information per product \(time dependant\)](#)

[4.1.1 Plot of level 1 quality information per product \(time dependant\): ASCENDING](#)

[4.1.2 Plot of level 1 quality information per product \(time dependant\): DESCENDING](#)

[4.2 Plot of level 1 quality information per product \(world map\)](#)

[4.2.1 Plot of level 1 quality information per product \(world map\): ASCENDING](#)

[4.2.2 Plot of level 1 quality information per product \(world map\): DESCENDING](#)

[5. Ozone profiles based on quality statistics and other trace gas profiles](#)

[5.1 Ozone statistics based on quality of products](#)

[5.2 Plot ozone profiles for all STD \(dark without errors\)](#)

[5.3 Plot ozone profiles where STD < 20% \(dark without errors\)](#)

[5.4. Plot ozone profiles where STD < 10% \(dark without errors\)](#)

[5.5. Plot ozone profiles where STD < 5% \(dark without errors\)](#)

[5.6 Plot NO2 profiles for all STD \(dark without errors\)](#)

[5.7 Plot NO3 profiles for all STD \(dark without errors\)](#)

[5.8 Plot H2O profiles \(only for occultations of stars 1,2,3,4,13,14,16,26,63 dark without errors\) for all STD](#)

[6. Auxiliary Data Files used for the production reported in section 2](#)

This report presents the daily analysis on parameters extracted from GOMOS level 2 data (GOM_NL__2P). It is intended to monitor some important parameters that will impact the quality of these products. A list of level 2 products (and content) that have arrived during the reporting day to the PCF is also given.

Item	Value
Time of report generation	29APR2013 12:00:37
Data source version	GOMOS/6.01
Start time of products	16-06-2010 (16JUN2010 00:00:00)
Stop time of products	17-06-2010 (17JUN2010 00:00:00)
Store outputs in DB	Yes
Nb of level 2 prods	293
Nb of prods with errors	0

2. Summary of processed GOM_NL__2P products.

Nr	Filename	UTC Start time	Limb	Duration	Star Id	Star Name	Star Mag	Star Temp	Nb Meas	Orbit	Prod. error
1	GOM_NL__2PRFIN20100616_000046_00000552090_00216_43356_4868.N1	16-JUN-2010 00:00:46	Dark	54.500	52	16Bet Cet	2.0370	4500.0	109	43356	No
2	GOM_NL__2PRFIN20100616_000659_00000452090_00216_43356_4869.N1	16-JUN-2010 00:06:59	Dark	44.500	84	Alp Phe	2.3970	4500.0	89	43356	No
3	GOM_NL__2PRFIN20100616_001312_00000572090_00217_43357_4859.N1	16-JUN-2010 00:13:12	Dark	57.000	63	Bet Gru	2.1500	2800.0	114	43357	No
4	GOM_NL__2PRFIN20100616_001515_00000472090_00217_43357_4860.N1	16-JUN-2010 00:15:15	Dark	47.000	31	Alp Gru	1.7340	15200.	94	43357	No
5	GOM_NL__2PRFIN20100616_001710_00000472090_00217_43357_4861.N1	16-JUN-2010 00:17:10	Straylight	47.000	172	Gam Gru	3.0030	13100.	94	43357	No
6	GOM_NL__2PRFIN20100616_001905_00000422090_00217_43357_4862.N1	16-JUN-2010 00:19:05	Straylight	41.500	45	Alp Pav	1.9400	26000.	83	43357	No
7	GOM_NL__2PRFIN20100616_002845_00000482090_00217_43357_4863.N1	16-JUN-2010 00:28:45	Twilight	47.500	38	20Eps Sgr	1.8360	11000.	95	43357	No
8	GOM_NL__2PRFIN20100616_003015_00000512090_00217_43357_4864.N1	16-JUN-2010 00:30:15	Twilight	51.000	116	19Del Sgr	2.7000	4100.0	102	43357	No
9	GOM_NL__2PRFIN20100616_003135_00000502090_00217_43357_4865.N1	16-JUN-2010 00:31:35	Bright	50.000	137	22Lam Sgr	2.8240	4400.0	100	43357	No
10	GOM_NL__2PRFIN20100616_003533_00000402090_00217_43357_4866.N1	16-JUN-2010 00:35:33	Bright	40.000	86	35Eta Oph	2.4300	10200.	80	43357	No
11	GOM_NL__2PRFIN20100616_004207_00000442090_00217_43357_4867.N1	16-JUN-2010 00:42:07	Bright	44.000	126	60Bet Oph	2.7700	4250.0	88	43357	No
12	GOM_NL__2PRFIN20100616_004439_00000462090_00217_43357_4868.N1	16-JUN-2010 00:44:39	Bright	45.500	59	55Alp Oph	2.0800	8900.0	91	43357	No
13	GOM_NL__2PRFIN20100616_004637_00000362090_00217_43357_4869.N1	16-JUN-2010 00:46:37	Bright	35.500	127	27Bet Her	2.7810	4700.0	71	43357	No
14	GOM_NL__2PRFIN20100616_004939_00000382090_00217_43357_4870.N1	16-JUN-2010 00:49:39	Bright	38.000	133	40Zet Her	2.8070	6000.0	76	43357	No
15	GOM_NL__2PRFIN20100616_005628_00000392090_00217_43357_4871.N1	16-JUN-2010 00:56:28	Bright	39.000	130	23Bet Dra	2.7990	5800.0	78	43357	No
16	GOM_NL__2PRFIN20100616_005801_00000362090_00217_43357_4872.N1	16-JUN-2010 00:58:01	Bright	35.500	119	14Eta Dra	2.7270	4700.0	71	43357	No
17	GOM_NL__2PRFIN20100616_010653_00000492090_00217_43357_4873.N1	16-JUN-2010 01:06:53	Bright	49.000	89	5Alp Cep	2.4510	8000.0	98	43357	No
18	GOM_NL__2PRFIN20100616_011318_00000642090_00217_43357_4874.N1	16-JUN-2010 01:13:18	Bright	64.000	74	11Bet Cas	2.2680	6600.0	128	43357	No
19	GOM_NL__2PRFIN20100616_011441_00000472090_00217_43357_4875.N1	16-JUN-2010 01:14:41	Bright	47.000	68	18Alp Cas	2.2250	4500.0	94	43357	No
20	GOM_NL__2PRFIN20100616_011950_00000572090_00217_43357_4876.N1	16-JUN-2010 01:19:50	Bright	57.000	73	57Gam1And	2.2600	13100.	114	43357	No
21	GOM_NL__2PRFIN20100616_012211_00000502090_00217_43357_4877.N1	16-JUN-2010 01:22:11	Twilight	50.000	53	43Bet And	2.0480	3300.0	100	43357	No
22	GOM_NL__2PRFIN20100616_012540_00000492090_00217_43357_4878.N1	16-JUN-2010 01:25:40	Twilight	49.000	50	13Alp Ari	2.0070	4250.0	98	43357	No
23	GOM_NL__2PRFIN20100616_014122_00000572090_00217_43357_4879.N1	16-JUN-2010 01:41:22	Dark	56.500	52	16Bet Cet	2.0370	4500.0	113	43357	No
24	GOM_NL__2PRFIN20100616_014736_00000532090_00217_43357_4880.N1	16-JUN-2010 01:47:36	Dark	52.500	84	Alp Phe	2.3970	4500.0	105	43357	No
25	GOM_NL__2PRFIN20100616_015349_00000542090_00218_43358_4867.N1	16-JUN-2010 01:53:49	Dark	54.000	63	Bet Gru	2.1500	2800.0	108	43358	No
26	GOM_NL__2PRFIN20100616_015552_00000502090_00218_43358_4868.N1	16-JUN-2010 01:55:52	Dark	49.500	31	Alp Gru	1.7340	15200.	99	43358	No
27	GOM_NL__2PRFIN20100616_015747_00000462090_00218_43358_4869.N1	16-JUN-2010 01:57:47	Straylight	46.000	172	Gam Gru	3.0030	13100.	92	43358	No
28	GOM_NL__2PRFIN20100616_015942_00000442090_00218_43358_4870.N1	16-JUN-2010 01:59:42	Straylight	43.500	45	Alp Pav	1.9400	26000.	87	43358	No
29	GOM_NL__2PRFIN20100616_020921_00000492090_00218_43358_4871.N1	16-JUN-2010 02:09:21	Twilight	48.500	38	20Eps Sgr	1.8360	11000.	97	43358	No
30	GOM_NL__2PRFIN20100616_021051_00000492090_00218_43358_4872.N1	16-JUN-2010 02:10:51	Twilight	48.500	116	19Del Sgr	2.7000	4100.0	97	43358	No
31	GOM_NL__2PRFIN20100616_021610_00000402090_00218_43358_4873.N1	16-JUN-2010 02:16:10	Bright	39.500	86	35Eta Oph	2.4300	10200.	79	43358	No
32	GOM_NL__2PRFIN20100616_022243_00000452090_00218_43358_4874.N1	16-JUN-2010 02:22:43	Bright	44.500	126	60Bet Oph	2.7700	4250.0	89	43358	No
33	GOM_NL__2PRFIN20100616_022514_00000432090_00218_43358_4875.N1	16-JUN-2010 02:25:14	Bright	42.500	59	55Alp Oph	2.0800	8900.0	85	43358	No
34	GOM_NL__2PRFIN20100616_022713_00000362090_00218_43358_4876.N1	16-JUN-2010 02:27:13	Bright	36.000	127	27Bet Her	2.7810	4700.0	72	43358	No
35	GOM_NL__2PRFIN20100616_023015_00000402090_00218_43358_4877.N1	16-JUN-2010 02:30:15	Bright	39.500	133	40Zet Her	2.8070	6000.0	79	43358	No
36	GOM_NL__2PRFIN20100616_023703_00000402090_00218_43358_4878.N1	16-JUN-2010 02:37:03	Bright	39.500	130	23Bet Dra	2.7990	5800.0	79	43358	No
37	GOM_NL__2PRFIN20100616_023837_00000362090_00218_43358_4879.N1	16-JUN-2010 02:38:37	Bright	35.500	119	14Eta Dra	2.7270	4700.0	71	43358	No
38	GOM_NL__2PRFIN20100616_024728_00000482090_00218_43358_4880.N1	16-JUN-2010 02:47:28	Bright	48.000	89	5Alp Cep	2.4510	8000.0	96	43358	No
39	GOM_NL__2PRFIN20100616_025354_00000482090_00218_43358_4881.N1	16-JUN-2010 02:53:54	Bright	48.000	74	11Bet Cas	2.2680	6600.0	96	43358	No
40	GOM_NL__2PRFIN20100616_025516_00000462090_00218_43358_4882.N1	16-JUN-2010 02:55:16	Bright	45.500	68	18Alp Cas	2.2250	4500.0	91	43358	No
41	GOM_NL__2PRFIN20100616_030025_00000572090_00218_43358_4883.N1	16-JUN-2010 03:00:25	Bright	57.000	73	57Gam1And	2.2600	13100.	114	43358	No
42	GOM_NL__2PRFIN20100616_030247_00000622090_00218_43358_4884.N1	16-JUN-2010 03:02:47	Twilight	62.000	53	43Bet And	2.0480	3300.0	124	43358	No

43	GOM_NL__2PRFIN20100616_030616_000000492090_00218_43358_4885.N1	16-JUN-2010 03:06:16	Twilight	49.000	50	13Alp Ari	2.0070	4250.0	98	43358	No
44	GOM_NL__2PRFIN20100616_032200_000000572090_00218_43358_4886.N1	16-JUN-2010 03:22:00	Dark	56.500	52	16Bet Cet	2.0370	4500.0	113	43358	No
45	GOM_NL__2PRFIN20100616_032812_000000452090_00218_43358_4887.N1	16-JUN-2010 03:28:12	Dark	45.000	84	Alp Phe	2.3970	4500.0	90	43358	No
46	GOM_NL__2PRFIN20100616_033426_000000522090_00219_43359_4882.N1	16-JUN-2010 03:34:26	Dark	51.500	63	Bet Gru	2.1500	2800.0	103	43359	No
47	GOM_NL__2PRFIN20100616_033629_000000482090_00219_43359_4883.N1	16-JUN-2010 03:36:29	Dark	48.000	31	Alp Gru	1.7340	15200.	96	43359	No
48	GOM_NL__2PRFIN20100616_033824_000000462090_00219_43359_4884.N1	16-JUN-2010 03:38:24	Straylight	46.000	172	Gam Gru	3.0030	13100.	92	43359	No
49	GOM_NL__2PRFIN20100616_034018_000000452090_00219_43359_4885.N1	16-JUN-2010 03:40:18	Straylight	44.500	45	Alp Pav	1.9400	26000.	89	43359	No
50	GOM_NL__2PRFIN20100616_034958_000000452090_00219_43359_4886.N1	16-JUN-2010 03:49:58	Tw_i_and_stray	45.000	38	20Eps Sgr	1.8360	11000.	90	43359	No
51	GOM_NL__2PRFIN20100616_035127_000000562090_00219_43359_4887.N1	16-JUN-2010 03:51:27	Tw_i_and_stray	55.500	116	19Del Sgr	2.7000	4100.0	111	43359	No
52	GOM_NL__2PRFIN20100616_035646_000000402090_00219_43359_4888.N1	16-JUN-2010 03:56:46	Bright	40.000	86	35Eta Oph	2.4300	10200.	80	43359	No
53	GOM_NL__2PRFIN20100616_040319_000000442090_00219_43359_4889.N1	16-JUN-2010 04:03:19	Bright	44.000	126	60Bet Oph	2.7700	4250.0	88	43359	No
54	GOM_NL__2PRFIN20100616_040550_000000432090_00219_43359_4890.N1	16-JUN-2010 04:05:50	Bright	42.500	59	55Alp Oph	2.0800	8900.0	85	43359	No
55	GOM_NL__2PRFIN20100616_040749_000000372090_00219_43359_4891.N1	16-JUN-2010 04:07:49	Bright	37.000	127	27Bet Her	2.7810	4700.0	74	43359	No
56	GOM_NL__2PRFIN20100616_041051_000000402090_00219_43359_4892.N1	16-JUN-2010 04:10:51	Bright	40.000	133	40Zet Her	2.8070	6000.0	80	43359	No
57	GOM_NL__2PRFIN20100616_041739_000000402090_00219_43359_4893.N1	16-JUN-2010 04:17:39	Bright	40.000	130	23Bet Dra	2.7990	5800.0	80	43359	No
58	GOM_NL__2PRFIN20100616_041913_000000502090_00219_43359_4894.N1	16-JUN-2010 04:19:13	Bright	49.500	119	14Eta Dra	2.7270	4700.0	99	43359	No
59	GOM_NL__2PRFIN20100616_042803_000000482090_00219_43359_4895.N1	16-JUN-2010 04:28:03	Bright	47.500	89	5Alp Cep	2.4510	8000.0	95	43359	No
60	GOM_NL__2PRFIN20100616_043429_000000452090_00219_43359_4896.N1	16-JUN-2010 04:34:29	Bright	45.000	74	11Bet Cas	2.2680	6600.0	90	43359	No
61	GOM_NL__2PRFIN20100616_043552_000000452090_00219_43359_4897.N1	16-JUN-2010 04:35:52	Bright	44.500	68	18Alp Cas	2.2250	4500.0	89	43359	No
62	GOM_NL__2PRFIN20100616_044101_000000562090_00219_43359_4898.N1	16-JUN-2010 04:41:01	Bright	56.000	73	57Gam1And	2.2600	13100.	112	43359	No
63	GOM_NL__2PRFIN20100616_044323_000000622090_00219_43359_4899.N1	16-JUN-2010 04:43:23	Tw_i_and_stray	62.000	53	43Bet And	2.0480	3300.0	124	43359	No
64	GOM_NL__2PRFIN20100616_044653_000000532090_00219_43359_4900.N1	16-JUN-2010 04:46:53	Twilight	52.500	50	13Alp Ari	2.0070	4250.0	105	43359	No
65	GOM_NL__2PRFIN20100616_050237_000000562090_00219_43359_4901.N1	16-JUN-2010 05:02:37	Dark	55.500	52	16Bet Cet	2.0370	4500.0	111	43359	No
66	GOM_NL__2PRFIN20100616_050849_000000562090_00219_43359_4902.N1	16-JUN-2010 05:08:49	Dark	55.500	84	Alp Phe	2.3970	4500.0	111	43359	No
67	GOM_NL__2PRFIN20100616_051503_000000572090_00220_43360_4890.N1	16-JUN-2010 05:15:03	Dark	56.500	63	Bet Gru	2.1500	2800.0	113	43360	No
68	GOM_NL__2PRFIN20100616_051706_000000492090_00220_43360_4891.N1	16-JUN-2010 05:17:06	Dark	49.000	31	Alp Gru	1.7340	15200.	98	43360	No
69	GOM_NL__2PRFIN20100616_051902_000000452090_00220_43360_4892.N1	16-JUN-2010 05:19:02	Straylight	45.000	172	Gam Gru	3.0030	13100.	90	43360	No
70	GOM_NL__2PRFIN20100616_052055_000000422090_00220_43360_4893.N1	16-JUN-2010 05:20:55	Straylight	42.000	45	Alp Pav	1.9400	26000.	84	43360	No
71	GOM_NL__2PRFIN20100616_053034_000000482090_00220_43360_4894.N1	16-JUN-2010 05:30:34	Tw_i_and_stray	48.000	38	20Eps Sgr	1.8360	11000.	96	43360	No
72	GOM_NL__2PRFIN20100616_053204_000000502090_00220_43360_4895.N1	16-JUN-2010 05:32:04	Tw_i_and_stray	50.000	116	19Del Sgr	2.7000	4100.0	100	43360	No
73	GOM_NL__2PRFIN20100616_053722_000000402090_00220_43360_4896.N1	16-JUN-2010 05:37:22	Bright	40.000	86	35Eta Oph	2.4300	10200.	80	43360	No
74	GOM_NL__2PRFIN20100616_054355_000000452090_00220_43360_4897.N1	16-JUN-2010 05:43:55	Bright	45.000	126	60Bet Oph	2.7700	4250.0	90	43360	No
75	GOM_NL__2PRFIN20100616_054625_000000442090_00220_43360_4898.N1	16-JUN-2010 05:46:25	Bright	43.500	59	55Alp Oph	2.0800	8900.0	87	43360	No
76	GOM_NL__2PRFIN20100616_054825_000000362090_00220_43360_4899.N1	16-JUN-2010 05:48:25	Bright	36.000	127	27Bet Her	2.7810	4700.0	72	43360	No
77	GOM_NL__2PRFIN20100616_055126_000000382090_00220_43360_4900.N1	16-JUN-2010 05:51:26	Bright	38.000	133	40Zet Her	2.8070	6000.0	76	43360	No
78	GOM_NL__2PRFIN20100616_055815_000000502090_00220_43360_4901.N1	16-JUN-2010 05:58:15	Bright	50.000	130	23Bet Dra	2.7990	5800.0	100	43360	No
79	GOM_NL__2PRFIN20100616_060839_000000482090_00220_43360_4902.N1	16-JUN-2010 06:08:39	Bright	48.000	89	5Alp Cep	2.4510	8000.0	96	43360	No
80	GOM_NL__2PRFIN20100616_061505_000000442090_00220_43360_4903.N1	16-JUN-2010 06:15:05	Bright	43.500	74	11Bet Cas	2.2680	6600.0	87	43360	No
81	GOM_NL__2PRFIN20100616_061628_000000442090_00220_43360_4904.N1	16-JUN-2010 06:16:28	Bright	43.500	68	18Alp Cas	2.2250	4500.0	87	43360	No
82	GOM_NL__2PRFIN20100616_062137_000000422090_00220_43360_4905.N1	16-JUN-2010 06:21:37	Bright	41.500	73	57Gam1And	2.2600	13100.	83	43360	No
83	GOM_NL__2PRFIN20100616_062359_000000542090_00220_43360_4906.N1	16-JUN-2010 06:23:59	Tw_i_and_stray	53.500	53	43Bet And	2.0480	3300.0	107	43360	No
84	GOM_NL__2PRFIN20100616_062729_000000502090_00220_43360_4907.N1	16-JUN-2010 06:27:29	Twilight	49.500	50	13Alp Ari	2.0070	4250.0	99	43360	No
85	GOM_NL__2PRFIN20100616_064314_000000552090_00220_43360_4908.N1	16-JUN-2010 06:43:14	Dark	54.500	52	16Bet Cet	2.0370	4500.0	109	43360	No
86	GOM_NL__2PRFIN20100616_064926_000000462090_00220_43360_4909.N1	16-JUN-2010 06:49:26	Dark	45.500	84	Alp Phe	2.3970	4500.0	91	43360	No
87	GOM_NL__2PRFIN20100616_065539_000000632090_00221_43361_4918.N1	16-JUN-2010 06:55:39	Dark	62.500	63	Bet Gru	2.1500	2800.0	125	43361	No
88	GOM_NL__2PRFIN20100616_065743_000000522090_00221_43361_4919.N1	16-JUN-2010 06:57:43	Dark	51.500	31	Alp Gru	1.7340	15200.	103	43361	No
89	GOM_NL__2PRFIN20100616_065939_000000452090_00221_43361_4920.N1	16-JUN-2010 06:59:39	Straylight	45.000	172	Gam Gru	3.0030	13100.	90	43361	No
90	GOM_NL__2PRFIN20100616_070132_000000442090_00221_43361_4921.N1	16-JUN-2010 07:01:32	Straylight	44.000	45	Alp Pav	1.9400	26000.	88	43361	No
91	GOM_NL__2PRFIN20100616_071110_000000492090_00221_43361_4922.N1	16-JUN-2010 07:11:10	Tw_i_and_stray	48.500	38	20Eps Sgr	1.8360	11000.	97	43361	No
92	GOM_NL__2PRFIN20100616_071240_000000512090_00221_43361_4923.N1	16-JUN-2010 07:12:40	Tw_i_and_stray	50.500	116	19Del Sgr	2.7000	4100.0	101	43361	No
93	GOM_NL__2PRFIN20100616_071758_000000402090_00221_43361_4924.N1	16-JUN-2010 07:17:58	Bright	39.500	86	35Eta Oph	2.4300	10200.	79	43361	No
94	GOM_NL__2PRFIN20100616_072430_000000442090_00221_43361_4925.N1	16-JUN-2010 07:24:30	Bright	44.000	126	60Bet Oph	2.7700	4250.0	88	43361	No
95	GOM_NL__2PRFIN20100616_072701_000000432090_00221_43361_4926.N1	16-JUN-2010 07:27:01	Bright	42.500	59	55Alp Oph	2.0800	8900.0	85	43361	No
96	GOM_NL__2PRFIN20100616_072900_000000372090_00221_43361_4927.N1	16-JUN-2010 07:29:00	Bright	37.000	127	27Bet Her	2.7810	4700.0	74	43361	No
97	GOM_NL__2PRFIN20100616_073202_000000382090_00221_43361_4928.N1	16-JUN-2010 07:32:02	Bright	37.500	133	40Zet Her	2.8070	6000.0	75	43361	No
98	GOM_NL__2PRFIN20100616_073850_000000422090_00221_43361_4929.N1	16-JUN-2010 07:38:50	Bright	42.000	130	23Bet Dra	2.7990	5800.0	84	43361	No
99	GOM_NL__2PRFIN20100616_074914_000000472090_00221_43361_4930.N1	16-JUN-2010 07:49:14	Bright	47.000	89	5Alp Cep	2.4510	8000.0	94	43361	No
100	GOM_NL__2PRFIN20100616_075541_000000412090_00221_43361_4931.N1	16-JUN-2010 07:55:41	Bright	40.500	74	11Bet Cas	2.2680	6600.0	81	43361	No
101	GOM_NL__2PRFIN20100616_075704_000000442090_00221_43361_4932.N1	16-JUN-2010 07:57:04	Bright	43.500	68	18Alp Cas	2.2250	4500.0	87	43361	No

102	GOM_NL__2PRFIN20100616_080214_000000392090_00221_43361_4933.N1	16-JUN-2010 08:02:14	Bright	39.000	73	57Gam1And	2.2600	13100.	78	43361	No
103	GOM_NL__2PRFIN20100616_080435_000000542090_00221_43361_4934.N1	16-JUN-2010 08:04:35	Twilight	53.500	53	43Bet And	2.0480	3300.0	107	43361	No
104	GOM_NL__2PRFIN20100616_080805_000000492090_00221_43361_4935.N1	16-JUN-2010 08:08:05	Twilight	49.000	50	13Alp Ari	2.0070	4250.0	98	43361	No
105	GOM_NL__2PRFIN20100616_082350_000000612090_00221_43361_4936.N1	16-JUN-2010 08:23:50	Dark	60.500	52	16Bet Cet	2.0370	4500.0	121	43361	No
106	GOM_NL__2PRFIN20100616_083002_000000492090_00221_43361_4937.N1	16-JUN-2010 08:30:02	Dark	48.500	84	Alp Phe	2.3970	4500.0	97	43361	No
107	GOM_NL__2PRFIN20100616_083617_000000652090_00222_43362_4926.N1	16-JUN-2010 08:36:17	Dark	65.000	63	Bet Gru	2.1500	2800.0	130	43362	No
108	GOM_NL__2PRFIN20100616_083820_000000482090_00222_43362_4927.N1	16-JUN-2010 08:38:20	Dark	48.000	31	Alp Gru	1.7340	15200.	96	43362	No
109	GOM_NL__2PRFIN20100616_084017_000000442090_00222_43362_4928.N1	16-JUN-2010 08:40:17	Straylight	44.000	172	Gam Gru	3.0030	13100.	88	43362	No
110	GOM_NL__2PRFIN20100616_084208_000000442090_00222_43362_4929.N1	16-JUN-2010 08:42:08	Straylight	44.000	45	Alp Pav	1.9400	26000.	88	43362	No
111	GOM_NL__2PRFIN20100616_085147_000000462090_00222_43362_4930.N1	16-JUN-2010 08:51:47	Twilight	46.000	38	20Eps Sgr	1.8360	11000.	92	43362	No
112	GOM_NL__2PRFIN20100616_085316_000000532090_00222_43362_4931.N1	16-JUN-2010 08:53:16	Twilight	53.000	116	19Del Sgr	2.7000	4100.0	106	43362	No
113	GOM_NL__2PRFIN20100616_085834_000000402090_00222_43362_4932.N1	16-JUN-2010 08:58:34	Bright	39.500	86	35Eta Oph	2.4300	10200.	79	43362	No
114	GOM_NL__2PRFIN20100616_090506_000000432090_00222_43362_4933.N1	16-JUN-2010 09:05:06	Bright	43.000	126	60Bet Oph	2.7700	4250.0	86	43362	No
115	GOM_NL__2PRFIN20100616_090737_000000432090_00222_43362_4934.N1	16-JUN-2010 09:07:37	Bright	43.000	59	55Alp Oph	2.0800	8900.0	86	43362	No
116	GOM_NL__2PRFIN20100616_090936_000000382090_00222_43362_4935.N1	16-JUN-2010 09:09:36	Bright	37.500	127	27Bet Her	2.7810	4700.0	75	43362	No
117	GOM_NL__2PRFIN20100616_091238_000000402090_00222_43362_4936.N1	16-JUN-2010 09:12:38	Bright	39.500	133	40Zet Her	2.8070	6000.0	79	43362	No
118	GOM_NL__2PRFIN20100616_091926_000000412090_00222_43362_4937.N1	16-JUN-2010 09:19:26	Bright	41.000	130	23Bet Dra	2.7990	5800.0	82	43362	No
119	GOM_NL__2PRFIN20100616_092949_000000482090_00222_43362_4938.N1	16-JUN-2010 09:29:49	Bright	48.000	89	5Alp Cep	2.4510	8000.0	96	43362	No
120	GOM_NL__2PRFIN20100616_093616_000000462090_00222_43362_4939.N1	16-JUN-2010 09:36:16	Bright	45.500	74	11Bet Cas	2.2680	6600.0	91	43362	No
121	GOM_NL__2PRFIN20100616_093739_000000452090_00222_43362_4940.N1	16-JUN-2010 09:37:39	Bright	44.500	68	18Alp Cas	2.2250	4500.0	89	43362	No
122	GOM_NL__2PRFIN20100616_094249_000000422090_00222_43362_4941.N1	16-JUN-2010 09:42:49	Bright	41.500	73	57Gam1And	2.2600	13100.	83	43362	No
123	GOM_NL__2PRFIN20100616_094511_000000542090_00222_43362_4942.N1	16-JUN-2010 09:45:11	Twilight	53.500	53	43Bet And	2.0480	3300.0	107	43362	No
124	GOM_NL__2PRFIN20100616_094841_000000492090_00222_43362_4943.N1	16-JUN-2010 09:48:41	Twilight	48.500	50	13Alp Ari	2.0070	4250.0	97	43362	No
125	GOM_NL__2PRFIN20100616_100428_000000562090_00222_43362_4944.N1	16-JUN-2010 10:04:28	Dark	56.000	52	16Bet Cet	2.0370	4500.0	112	43362	No
126	GOM_NL__2PRFIN20100616_101039_000000502090_00222_43362_4945.N1	16-JUN-2010 10:10:39	Dark	50.000	84	Alp Phe	2.3970	4500.0	100	43362	No
127	GOM_NL__2PRFIN20100616_101654_000000522090_00223_43363_4934.N1	16-JUN-2010 10:16:54	Dark	52.000	63	Bet Gru	2.1500	2800.0	104	43363	No
128	GOM_NL__2PRFIN20100616_101857_000000502090_00223_43363_4935.N1	16-JUN-2010 10:18:57	Straylight	49.500	31	Alp Gru	1.7340	15200.	99	43363	No
129	GOM_NL__2PRFIN20100616_102053_000000442090_00223_43363_4936.N1	16-JUN-2010 10:20:53	Straylight	44.000	172	Gam Gru	3.0030	13100.	88	43363	No
130	GOM_NL__2PRFIN20100616_102245_000000422090_00223_43363_4937.N1	16-JUN-2010 10:22:45	Straylight	41.500	45	Alp Pav	1.9400	26000.	83	43363	No
131	GOM_NL__2PRFIN20100616_103223_000000492090_00223_43363_4938.N1	16-JUN-2010 10:32:23	Twilight	48.500	38	20Eps Sgr	1.8360	11000.	97	43363	No
132	GOM_NL__2PRFIN20100616_103353_000000502090_00223_43363_4939.N1	16-JUN-2010 10:33:53	Twilight	50.000	116	19Del Sgr	2.7000	4100.0	100	43363	No
133	GOM_NL__2PRFIN20100616_103910_000000382090_00223_43363_4940.N1	16-JUN-2010 10:39:10	Bright	38.000	86	35Eta Oph	2.4300	10200.	76	43363	No
134	GOM_NL__2PRFIN20100616_104542_000000432090_00223_43363_4941.N1	16-JUN-2010 10:45:42	Bright	43.000	126	60Bet Oph	2.7700	4250.0	86	43363	No
135	GOM_NL__2PRFIN20100616_104812_000000422090_00223_43363_4942.N1	16-JUN-2010 10:48:12	Bright	41.500	59	55Alp Oph	2.0800	8900.0	83	43363	No
136	GOM_NL__2PRFIN20100616_105012_000000362090_00223_43363_4943.N1	16-JUN-2010 10:50:12	Bright	36.000	127	27Bet Her	2.7810	4700.0	72	43363	No
137	GOM_NL__2PRFIN20100616_105313_000000402090_00223_43363_4944.N1	16-JUN-2010 10:53:13	Bright	39.500	133	40Zet Her	2.8070	6000.0	79	43363	No
138	GOM_NL__2PRFIN20100616_110001_000000422090_00223_43363_4945.N1	16-JUN-2010 11:00:01	Bright	42.000	130	23Bet Dra	2.7990	5800.0	84	43363	No
139	GOM_NL__2PRFIN20100616_111024_000000502090_00223_43363_4946.N1	16-JUN-2010 11:10:24	Bright	49.500	89	5Alp Cep	2.4510	8000.0	99	43363	No
140	GOM_NL__2PRFIN20100616_111652_000000472090_00223_43363_4947.N1	16-JUN-2010 11:16:52	Bright	46.500	74	11Bet Cas	2.2680	6600.0	93	43363	No
141	GOM_NL__2PRFIN20100616_111815_000000422090_00223_43363_4948.N1	16-JUN-2010 11:18:15	Bright	41.500	68	18Alp Cas	2.2250	4500.0	83	43363	No
142	GOM_NL__2PRFIN20100616_112325_000000412090_00223_43363_4949.N1	16-JUN-2010 11:23:25	Bright	41.000	73	57Gam1And	2.2600	13100.	82	43363	No
143	GOM_NL__2PRFIN20100616_112547_000000532090_00223_43363_4950.N1	16-JUN-2010 11:25:47	Twilight	53.000	53	43Bet And	2.0480	3300.0	106	43363	No
144	GOM_NL__2PRFIN20100616_112917_000000502090_00223_43363_4951.N1	16-JUN-2010 11:29:17	Twilight	50.000	50	13Alp Ari	2.0070	4250.0	100	43363	No
145	GOM_NL__2PRFIN20100616_114505_000000572090_00223_43363_4952.N1	16-JUN-2010 11:45:05	Dark	56.500	52	16Bet Cet	2.0370	4500.0	113	43363	No
146	GOM_NL__2PRFIN20100616_115116_000000452090_00223_43363_4953.N1	16-JUN-2010 11:51:16	Dark	45.000	84	Alp Phe	2.3970	4500.0	90	43363	No
147	GOM_NL__2PRFIN20100616_115731_000000582090_00224_43364_4942.N1	16-JUN-2010 11:57:31	Dark	57.500	63	Bet Gru	2.1500	2800.0	115	43364	No
148	GOM_NL__2PRFIN20100616_115933_000000502090_00224_43364_4943.N1	16-JUN-2010 11:59:33	Straylight	49.500	31	Alp Gru	1.7340	15200.	99	43364	No
149	GOM_NL__2PRFIN20100616_120130_000000432090_00224_43364_4944.N1	16-JUN-2010 12:01:30	Straylight	43.000	172	Gam Gru	3.0030	13100.	86	43364	No
150	GOM_NL__2PRFIN20100616_120321_000000442090_00224_43364_4945.N1	16-JUN-2010 12:03:21	Straylight	44.000	45	Alp Pav	1.9400	26000.	88	43364	No
151	GOM_NL__2PRFIN20100616_121259_000000452090_00224_43364_4946.N1	16-JUN-2010 12:12:59	Twilight	44.500	38	20Eps Sgr	1.8360	11000.	89	43364	No
152	GOM_NL__2PRFIN20100616_121429_000000492090_00224_43364_4947.N1	16-JUN-2010 12:14:29	Twilight	49.000	116	19Del Sgr	2.7000	4100.0	98	43364	No
153	GOM_NL__2PRFIN20100616_121946_000000392090_00224_43364_4948.N1	16-JUN-2010 12:19:46	Bright	39.000	86	35Eta Oph	2.4300	10200.	78	43364	No
154	GOM_NL__2PRFIN20100616_122617_000000442090_00224_43364_4949.N1	16-JUN-2010 12:26:17	Bright	44.000	126	60Bet Oph	2.7700	4250.0	88	43364	No
155	GOM_NL__2PRFIN20100616_122848_000000442090_00224_43364_4950.N1	16-JUN-2010 12:28:48	Bright	43.500	59	55Alp Oph	2.0800	8900.0	87	43364	No
156	GOM_NL__2PRFIN20100616_123048_000000542090_00224_43364_4951.N1	16-JUN-2010 12:30:48	Bright	54.000	127	27Bet Her	2.7810	4700.0	108	43364	No
157	GOM_NL__2PRFIN20100616_123349_000000372090_00224_43364_4952.N1	16-JUN-2010 12:33:49	Bright	37.000	133	40Zet Her	2.8070	6000.0	74	43364	No
158	GOM_NL__2PRFIN20100616_124037_000000422090_00224_43364_4953.N1	16-JUN-2010 12:40:37	Bright	41.500	130	23Bet Dra	2.7990	5800.0	83	43364	No
159	GOM_NL__2PRFIN20100616_125100_000000482090_00224_43364_4954.N1	16-JUN-2010 12:51:00	Bright	47.500	89	5Alp Cep	2.4510	8000.0	95	43364	No
160	GOM_NL__2PRFIN20100616_125727_000000472090_00224_43364_4955.N1	16-JUN-2010 12:57:27	Bright	46.500	74	11Bet Cas	2.2680	6600.0	93	43364	No

161	GOM_NL__2PRFIN20100616_125851_000000442090_00224_43364_4956.N1	16-JUN-2010 12:58:51	Bright	44.000	68	18Alp Cas	2.2250	4500.0	88	43364	No
162	GOM_NL__2PRFIN20100616_130401_000000422090_00224_43364_4957.N1	16-JUN-2010 13:04:01	Bright	41.500	73	57Gam1And	2.2600	13100.	83	43364	No
163	GOM_NL__2PRFIN20100616_130623_000000612090_00224_43364_4958.N1	16-JUN-2010 13:06:23	Twilight	60.500	53	43Bet And	2.0480	3300.0	121	43364	No
164	GOM_NL__2PRFIN20100616_130953_000000532090_00224_43364_4959.N1	16-JUN-2010 13:09:53	Twilight	53.000	50	13Alp Ari	2.0070	4250.0	106	43364	No
165	GOM_NL__2PRFIN20100616_132542_000000572090_00224_43364_4960.N1	16-JUN-2010 13:25:42	Dark	56.500	52	16Bet Cet	2.0370	4500.0	113	43364	No
166	GOM_NL__2PRFIN20100616_133153_000000482090_00224_43364_4961.N1	16-JUN-2010 13:31:53	Dark	48.000	84	Alp Phe	2.3970	4500.0	96	43364	No
167	GOM_NL__2PRFIN20100616_133807_000000532090_00225_43365_4953.N1	16-JUN-2010 13:38:07	Dark	53.000	63	Bet Gru	2.1500	2800.0	106	43365	No
168	GOM_NL__2PRFIN20100616_134011_000000482090_00225_43365_4954.N1	16-JUN-2010 13:40:11	Straylight	48.000	31	Alp Gru	1.7340	15200.	96	43365	No
169	GOM_NL__2PRFIN20100616_134208_000000432090_00225_43365_4955.N1	16-JUN-2010 13:42:08	Straylight	43.000	172	Gam Gru	3.0030	13100.	86	43365	No
170	GOM_NL__2PRFIN20100616_134358_000000432090_00225_43365_4956.N1	16-JUN-2010 13:43:58	Straylight	42.500	45	Alp Pav	1.9400	26000.	85	43365	No
171	GOM_NL__2PRFIN20100616_135335_000000462090_00225_43365_4957.N1	16-JUN-2010 13:53:35	Twilight	46.000	38	20Eps Sgr	1.8360	11000.	92	43365	No
172	GOM_NL__2PRFIN20100616_135505_000000502090_00225_43365_4958.N1	16-JUN-2010 13:55:05	Twilight	50.000	116	19Del Sgr	2.7000	4100.0	100	43365	No
173	GOM_NL__2PRFIN20100616_140022_000000392090_00225_43365_4959.N1	16-JUN-2010 14:00:22	Bright	39.000	86	35Eta Oph	2.4300	10200.	78	43365	No
174	GOM_NL__2PRFIN20100616_140653_000000442090_00225_43365_4960.N1	16-JUN-2010 14:06:53	Bright	43.500	126	60Bet Oph	2.7700	4250.0	87	43365	No
175	GOM_NL__2PRFIN20100616_140923_000000422090_00225_43365_4961.N1	16-JUN-2010 14:09:23	Bright	42.000	59	55Alp Oph	2.0800	8900.0	84	43365	No
176	GOM_NL__2PRFIN20100616_141124_000000382090_00225_43365_4962.N1	16-JUN-2010 14:11:24	Bright	37.500	127	27Bet Her	2.7810	4700.0	75	43365	No
177	GOM_NL__2PRFIN20100616_141425_000000382090_00225_43365_4963.N1	16-JUN-2010 14:14:25	Bright	38.000	133	40Zet Her	2.8070	6000.0	76	43365	No
178	GOM_NL__2PRFIN20100616_142112_000000432090_00225_43365_4964.N1	16-JUN-2010 14:21:12	Bright	42.500	130	23Bet Dra	2.7990	5800.0	85	43365	No
179	GOM_NL__2PRFIN20100616_143135_000000482090_00225_43365_4965.N1	16-JUN-2010 14:31:35	Bright	48.000	89	5Alp Cep	2.4510	8000.0	96	43365	No
180	GOM_NL__2PRFIN20100616_143803_000000452090_00225_43365_4966.N1	16-JUN-2010 14:38:03	Bright	45.000	74	11Bet Cas	2.2680	6600.0	90	43365	No
181	GOM_NL__2PRFIN20100616_143926_000000452090_00225_43365_4967.N1	16-JUN-2010 14:39:26	Bright	44.500	68	18Alp Cas	2.2250	4500.0	89	43365	No
182	GOM_NL__2PRFIN20100616_144437_000000422090_00225_43365_4968.N1	16-JUN-2010 14:44:37	Bright	41.500	73	57Gam1And	2.2600	13100.	83	43365	No
183	GOM_NL__2PRFIN20100616_144659_000000542090_00225_43365_4969.N1	16-JUN-2010 14:46:59	Twilight	54.000	53	43Bet And	2.0480	3300.0	108	43365	No
184	GOM_NL__2PRFIN20100616_145030_000000462090_00225_43365_4970.N1	16-JUN-2010 14:50:30	Twilight	45.500	50	13Alp Ari	2.0070	4250.0	91	43365	No
185	GOM_NL__2PRFIN20100616_150618_000000612090_00225_43365_4971.N1	16-JUN-2010 15:06:18	Dark	61.000	52	16Bet Cet	2.0370	4500.0	122	43365	No
186	GOM_NL__2PRFIN20100616_151229_000000502090_00225_43365_4972.N1	16-JUN-2010 15:12:29	Dark	50.000	84	Alp Phe	2.3970	4500.0	100	43365	No
187	GOM_NL__2PRFIN20100616_151844_000000522090_00226_43366_4961.N1	16-JUN-2010 15:18:44	Dark	51.500	63	Bet Gru	2.1500	2800.0	103	43366	No
188	GOM_NL__2PRFIN20100616_152047_000000482090_00226_43366_4962.N1	16-JUN-2010 15:20:47	Straylight	48.000	31	Alp Gru	1.7340	15200.	96	43366	No
189	GOM_NL__2PRFIN20100616_152245_000000432090_00226_43366_4963.N1	16-JUN-2010 15:22:45	Straylight	43.000	172	Gam Gru	3.0030	13100.	86	43366	No
190	GOM_NL__2PRFIN20100616_152434_000000432090_00226_43366_4964.N1	16-JUN-2010 15:24:34	Straylight	43.000	45	Alp Pav	1.9400	26000.	86	43366	No
191	GOM_NL__2PRFIN20100616_153411_000000462090_00226_43366_4965.N1	16-JUN-2010 15:34:11	Twilight	45.500	38	20Eps Sgr	1.8360	11000.	91	43366	No
192	GOM_NL__2PRFIN20100616_153541_000000502090_00226_43366_4966.N1	16-JUN-2010 15:35:41	Twilight	50.000	116	19Del Sgr	2.7000	4100.0	100	43366	No
193	GOM_NL__2PRFIN20100616_154058_000000402090_00226_43366_4967.N1	16-JUN-2010 15:40:58	Bright	39.500	86	35Eta Oph	2.4300	10200.	79	43366	No
194	GOM_NL__2PRFIN20100616_154729_000000442090_00226_43366_4968.N1	16-JUN-2010 15:47:29	Bright	43.500	126	60Bet Oph	2.7700	4250.0	87	43366	No
195	GOM_NL__2PRFIN20100616_154959_000000432090_00226_43366_4969.N1	16-JUN-2010 15:49:59	Bright	43.000	59	55Alp Oph	2.0800	8900.0	86	43366	No
196	GOM_NL__2PRFIN20100616_155159_000000372090_00226_43366_4970.N1	16-JUN-2010 15:51:59	Bright	36.500	127	27Bet Her	2.7810	4700.0	73	43366	No
197	GOM_NL__2PRFIN20100616_155501_000000392090_00226_43366_4971.N1	16-JUN-2010 15:55:01	Bright	39.000	133	40Zet Her	2.8070	6000.0	78	43366	No
198	GOM_NL__2PRFIN20100616_160148_000000432090_00226_43366_4972.N1	16-JUN-2010 16:01:48	Bright	43.000	130	23Bet Dra	2.7990	5800.0	86	43366	No
199	GOM_NL__2PRFIN20100616_161210_000000492090_00226_43366_4973.N1	16-JUN-2010 16:12:10	Bright	48.500	89	5Alp Cep	2.4510	8000.0	97	43366	No
200	GOM_NL__2PRFIN20100616_161838_000000642090_00226_43366_4974.N1	16-JUN-2010 16:18:38	Bright	64.000	74	11Bet Cas	2.2680	6600.0	128	43366	No
201	GOM_NL__2PRFIN20100616_162002_000000422090_00226_43366_4975.N1	16-JUN-2010 16:20:02	Bright	41.500	68	18Alp Cas	2.2250	4500.0	83	43366	No
202	GOM_NL__2PRFIN20100616_162513_000000422090_00226_43366_4976.N1	16-JUN-2010 16:25:13	Bright	41.500	73	57Gam1And	2.2600	13100.	83	43366	No
203	GOM_NL__2PRFIN20100616_162735_000000602090_00226_43366_4977.N1	16-JUN-2010 16:27:35	Twilight	60.000	53	43Bet And	2.0480	3300.0	120	43366	No
204	GOM_NL__2PRFIN20100616_163106_000000472090_00226_43366_4978.N1	16-JUN-2010 16:31:06	Twilight	47.000	50	13Alp Ari	2.0070	4250.0	94	43366	No
205	GOM_NL__2PRFIN20100616_164656_000000572090_00226_43366_4979.N1	16-JUN-2010 16:46:56	Dark	57.000	52	16Bet Cet	2.0370	4500.0	114	43366	No
206	GOM_NL__2PRFIN20100616_165306_000000512090_00226_43366_4980.N1	16-JUN-2010 16:53:06	Dark	51.000	84	Alp Phe	2.3970	4500.0	102	43366	No
207	GOM_NL__2PRFIN20100616_165921_000000522090_00227_43367_4969.N1	16-JUN-2010 16:59:21	Dark	52.000	63	Bet Gru	2.1500	2800.0	104	43367	No
208	GOM_NL__2PRFIN20100616_170124_000000462090_00227_43367_4970.N1	16-JUN-2010 17:01:24	Straylight	45.500	31	Alp Gru	1.7340	15200.	91	43367	No
209	GOM_NL__2PRFIN20100616_170323_000000432090_00227_43367_4971.N1	16-JUN-2010 17:03:23	Straylight	43.000	172	Gam Gru	3.0030	13100.	86	43367	No
210	GOM_NL__2PRFIN20100616_170511_000000442090_00227_43367_4972.N1	16-JUN-2010 17:05:11	Straylight	43.500	45	Alp Pav	1.9400	26000.	87	43367	No
211	GOM_NL__2PRFIN20100616_171448_000000462090_00227_43367_4973.N1	16-JUN-2010 17:14:48	Twilight	46.000	38	20Eps Sgr	1.8360	11000.	92	43367	No
212	GOM_NL__2PRFIN20100616_171618_000000502090_00227_43367_4974.N1	16-JUN-2010 17:16:18	Twilight	49.500	116	19Del Sgr	2.7000	4100.0	99	43367	No
213	GOM_NL__2PRFIN20100616_172134_000000402090_00227_43367_4975.N1	16-JUN-2010 17:21:34	Bright	39.500	86	35Eta Oph	2.4300	10200.	79	43367	No
214	GOM_NL__2PRFIN20100616_172804_000000442090_00227_43367_4976.N1	16-JUN-2010 17:28:04	Bright	44.000	126	60Bet Oph	2.7700	4250.0	88	43367	No
215	GOM_NL__2PRFIN20100616_173035_000000452090_00227_43367_4977.N1	16-JUN-2010 17:30:35	Bright	45.000	59	55Alp Oph	2.0800	8900.0	90	43367	No
216	GOM_NL__2PRFIN20100616_173235_000000382090_00227_43367_4978.N1	16-JUN-2010 17:32:35	Bright	38.000	127	27Bet Her	2.7810	4700.0	76	43367	No
217	GOM_NL__2PRFIN20100616_173537_000000392090_00227_43367_4979.N1	16-JUN-2010 17:35:37	Bright	38.500	133	40Zet Her	2.8070	6000.0	77	43367	No
218	GOM_NL__2PRFIN20100616_174224_000000422090_00227_43367_4980.N1	16-JUN-2010 17:42:24	Bright	42.000	130	23Bet Dra	2.7990	5800.0	84	43367	No
219	GOM_NL__2PRFIN20100616_175245_000000492090_00227_43367_4981.N1	16-JUN-2010 17:52:45	Bright	48.500	89	5Alp Cep	2.4510	8000.0	97	43367	No

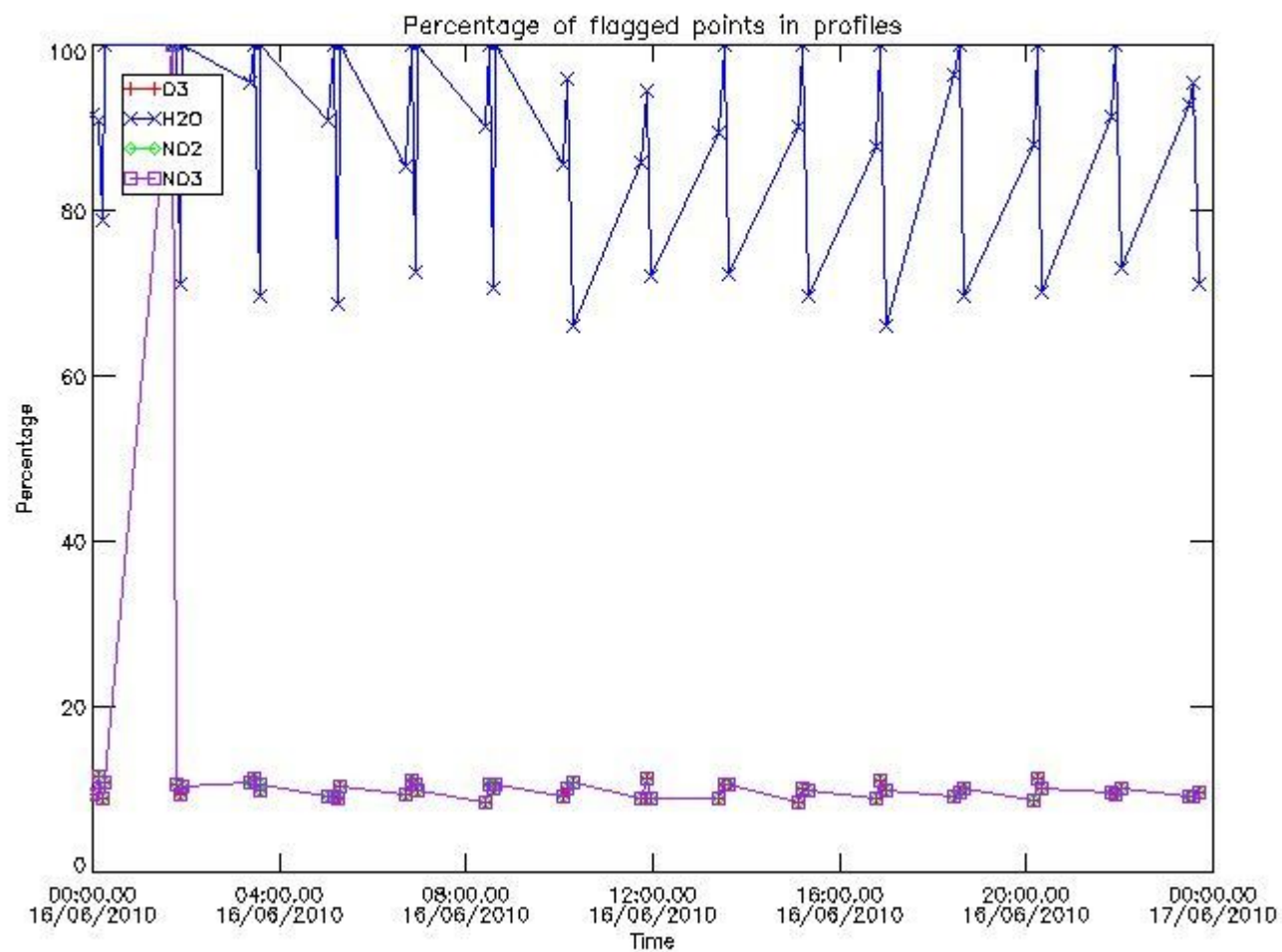
220	GOM_NL__2PRFIN20100616_175914_000000422090_00227_43367_4982.N1	16-JUN-2010 17:59:14	Bright	42.000	74	11Bet Cas	2.2680	6600.0	84	43367	No
221	GOM_NL__2PRFIN20100616_180038_000000632090_00227_43367_4983.N1	16-JUN-2010 18:00:38	Bright	63.000	68	18Alp Cas	2.2250	4500.0	126	43367	No
222	GOM_NL__2PRFIN20100616_180549_000000412090_00227_43367_4984.N1	16-JUN-2010 18:05:49	Bright	41.000	73	57Gam1And	2.2600	13100.	82	43367	No
223	GOM_NL__2PRFIN20100616_180811_000000612090_00227_43367_4985.N1	16-JUN-2010 18:08:11	Twilight	60.500	53	43Bet And	2.0480	3300.0	121	43367	No
224	GOM_NL__2PRFIN20100616_181142_000000482090_00227_43367_4986.N1	16-JUN-2010 18:11:42	Twilight	47.500	50	13Alp Ari	2.0070	4250.0	95	43367	No
225	GOM_NL__2PRFIN20100616_182733_000000562090_00227_43367_4987.N1	16-JUN-2010 18:27:33	Dark	56.000	52	16Bet Cet	2.0370	4500.0	112	43367	No
226	GOM_NL__2PRFIN20100616_183343_000000532090_00227_43367_4988.N1	16-JUN-2010 18:33:43	Dark	53.000	84	Alp Phe	2.3970	4500.0	106	43367	No
227	GOM_NL__2PRFIN20100616_183958_000000502090_00228_43368_4977.N1	16-JUN-2010 18:39:58	Dark	50.000	63	Bet Gru	2.1500	2800.0	100	43368	No
228	GOM_NL__2PRFIN20100616_184202_000000472090_00228_43368_4978.N1	16-JUN-2010 18:42:02	Straylight	46.500	31	Alp Gru	1.7340	15200.	93	43368	No
229	GOM_NL__2PRFIN20100616_184400_000000422090_00228_43368_4979.N1	16-JUN-2010 18:44:00	Straylight	42.000	172	Gam Gru	3.0030	13100.	84	43368	No
230	GOM_NL__2PRFIN20100616_184547_000000422090_00228_43368_4980.N1	16-JUN-2010 18:45:47	Straylight	42.000	45	Alp Pav	1.9400	26000.	84	43368	No
231	GOM_NL__2PRFIN20100616_185524_000000472090_00228_43368_4981.N1	16-JUN-2010 18:55:24	Twilight	46.500	38	20Eps Sgr	1.8360	11000.	93	43368	No
232	GOM_NL__2PRFIN20100616_185654_000000492090_00228_43368_4982.N1	16-JUN-2010 18:56:54	Twilight	49.000	116	19Del Sgr	2.7000	4100.0	98	43368	No
233	GOM_NL__2PRFIN20100616_190210_000000402090_00228_43368_4983.N1	16-JUN-2010 19:02:10	Bright	40.000	86	35Eta Oph	2.4300	10200.	80	43368	No
234	GOM_NL__2PRFIN20100616_190840_000000432090_00228_43368_4984.N1	16-JUN-2010 19:08:40	Bright	43.000	126	60Bet Oph	2.7700	4250.0	86	43368	No
235	GOM_NL__2PRFIN20100616_191111_000000432090_00228_43368_4985.N1	16-JUN-2010 19:11:11	Bright	42.500	59	55Alp Oph	2.0800	8900.0	85	43368	No
236	GOM_NL__2PRFIN20100616_191311_000000362090_00228_43368_4986.N1	16-JUN-2010 19:13:11	Bright	36.000	127	27Bet Her	2.7810	4700.0	72	43368	No
237	GOM_NL__2PRFIN20100616_191613_000000392090_00228_43368_4987.N1	16-JUN-2010 19:16:13	Bright	38.500	133	40Zet Her	2.8070	6000.0	77	43368	No
238	GOM_NL__2PRFIN20100616_192259_000000432090_00228_43368_4988.N1	16-JUN-2010 19:22:59	Bright	42.500	130	23Bet Dra	2.7990	5800.0	85	43368	No
239	GOM_NL__2PRFIN20100616_193321_000000492090_00228_43368_4989.N1	16-JUN-2010 19:33:21	Bright	48.500	89	5Alp Cep	2.4510	8000.0	97	43368	No
240	GOM_NL__2PRFIN20100616_193950_000000442090_00228_43368_4990.N1	16-JUN-2010 19:39:50	Bright	43.500	74	11Bet Cas	2.2680	6600.0	87	43368	No
241	GOM_NL__2PRFIN20100616_194113_000000462090_00228_43368_4991.N1	16-JUN-2010 19:41:13	Bright	45.500	68	18Alp Cas	2.2250	4500.0	91	43368	No
242	GOM_NL__2PRFIN20100616_194625_000000422090_00228_43368_4992.N1	16-JUN-2010 19:46:25	Bright	42.000	73	57Gam1And	2.2600	13100.	84	43368	No
243	GOM_NL__2PRFIN20100616_194847_000000562090_00228_43368_4993.N1	16-JUN-2010 19:48:47	Twilight	55.500	53	43Bet And	2.0480	3300.0	111	43368	No
244	GOM_NL__2PRFIN20100616_195218_000000472090_00228_43368_4994.N1	16-JUN-2010 19:52:18	Twilight	47.000	50	13Alp Ari	2.0070	4250.0	94	43368	No
245	GOM_NL__2PRFIN20100616_200810_000000592090_00228_43368_4995.N1	16-JUN-2010 20:08:10	Dark	59.000	52	16Bet Cet	2.0370	4500.0	118	43368	No
246	GOM_NL__2PRFIN20100616_201420_000000452090_00228_43368_4996.N1	16-JUN-2010 20:14:20	Dark	45.000	84	Alp Phe	2.3970	4500.0	90	43368	No
247	GOM_NL__2PRFIN20100616_202035_000000512090_00229_43369_4985.N1	16-JUN-2010 20:20:35	Dark	50.500	63	Bet Gru	2.1500	2800.0	101	43369	No
248	GOM_NL__2PRFIN20100616_202238_000000522090_00229_43369_4986.N1	16-JUN-2010 20:22:38	Straylight	51.500	31	Alp Gru	1.7340	15200.	103	43369	No
249	GOM_NL__2PRFIN20100616_202437_000000422090_00229_43369_4987.N1	16-JUN-2010 20:24:37	Straylight	42.000	172	Gam Gru	3.0030	13100.	84	43369	No
250	GOM_NL__2PRFIN20100616_202624_000000422090_00229_43369_4988.N1	16-JUN-2010 20:26:24	Straylight	41.500	45	Alp Pav	1.9400	26000.	83	43369	No
251	GOM_NL__2PRFIN20100616_203601_000000472090_00229_43369_4989.N1	16-JUN-2010 20:36:01	Twilight	46.500	38	20Eps Sgr	1.8360	11000.	93	43369	No
252	GOM_NL__2PRFIN20100616_203730_000000512090_00229_43369_4990.N1	16-JUN-2010 20:37:30	Twilight	51.000	116	19Del Sgr	2.7000	4100.0	102	43369	No
253	GOM_NL__2PRFIN20100616_204246_000000402090_00229_43369_4991.N1	16-JUN-2010 20:42:46	Bright	39.500	86	35Eta Oph	2.4300	10200.	79	43369	No
254	GOM_NL__2PRFIN20100616_204916_000000442090_00229_43369_4992.N1	16-JUN-2010 20:49:16	Bright	43.500	126	60Bet Oph	2.7700	4250.0	87	43369	No
255	GOM_NL__2PRFIN20100616_205146_000000422090_00229_43369_4993.N1	16-JUN-2010 20:51:46	Bright	41.500	59	55Alp Oph	2.0800	8900.0	83	43369	No
256	GOM_NL__2PRFIN20100616_205347_000000382090_00229_43369_4994.N1	16-JUN-2010 20:53:47	Bright	37.500	127	27Bet Her	2.7810	4700.0	75	43369	No
257	GOM_NL__2PRFIN20100616_205648_000000402090_00229_43369_4995.N1	16-JUN-2010 20:56:48	Bright	39.500	133	40Zet Her	2.8070	6000.0	79	43369	No
258	GOM_NL__2PRFIN20100616_210335_000000442090_00229_43369_4996.N1	16-JUN-2010 21:03:35	Bright	43.500	130	23Bet Dra	2.7990	5800.0	87	43369	No
259	GOM_NL__2PRFIN20100616_211356_000000502090_00229_43369_4997.N1	16-JUN-2010 21:13:56	Bright	49.500	89	5Alp Cep	2.4510	8000.0	99	43369	No
260	GOM_NL__2PRFIN20100616_212025_000000432090_00229_43369_4998.N1	16-JUN-2010 21:20:25	Bright	42.500	74	11Bet Cas	2.2680	6600.0	85	43369	No
261	GOM_NL__2PRFIN20100616_212149_000000632090_00229_43369_4999.N1	16-JUN-2010 21:21:49	Bright	63.000	68	18Alp Cas	2.2250	4500.0	126	43369	No
262	GOM_NL__2PRFIN20100616_212701_000000412090_00229_43369_5000.N1	16-JUN-2010 21:27:01	Bright	41.000	73	57Gam1And	2.2600	13100.	82	43369	No
263	GOM_NL__2PRFIN20100616_212923_000000612090_00229_43369_5001.N1	16-JUN-2010 21:29:23	Twilight	60.500	53	43Bet And	2.0480	3300.0	121	43369	No
264	GOM_NL__2PRFIN20100616_213254_000000522090_00229_43369_5002.N1	16-JUN-2010 21:32:54	Twilight	52.000	50	13Alp Ari	2.0070	4250.0	104	43369	No
265	GOM_NL__2PRFIN20100616_214846_000000592090_00229_43369_5003.N1	16-JUN-2010 21:48:46	Dark	58.500	52	16Bet Cet	2.0370	4500.0	117	43369	No
266	GOM_NL__2PRFIN20100616_215456_000000542090_00229_43369_5004.N1	16-JUN-2010 21:54:56	Dark	54.000	84	Alp Phe	2.3970	4500.0	108	43369	No
267	GOM_NL__2PRFIN20100616_220112_000000512090_00230_43370_5002.N1	16-JUN-2010 22:01:12	Dark	50.500	63	Bet Gru	2.1500	2800.0	101	43370	No
268	GOM_NL__2PRFIN20100616_220315_000000492090_00230_43370_5003.N1	16-JUN-2010 22:03:15	Straylight	48.500	31	Alp Gru	1.7340	15200.	97	43370	No
269	GOM_NL__2PRFIN20100616_220514_000000412090_00230_43370_5004.N1	16-JUN-2010 22:05:14	Straylight	41.000	172	Gam Gru	3.0030	13100.	82	43370	No
270	GOM_NL__2PRFIN20100616_220700_000000432090_00230_43370_5005.N1	16-JUN-2010 22:07:00	Straylight	42.500	45	Alp Pav	1.9400	26000.	85	43370	No
271	GOM_NL__2PRFIN20100616_221637_000000472090_00230_43370_5006.N1	16-JUN-2010 22:16:37	Twilight	47.000	38	20Eps Sgr	1.8360	11000.	94	43370	No
272	GOM_NL__2PRFIN20100616_221806_000000512090_00230_43370_5007.N1	16-JUN-2010 22:18:06	Twilight	51.000	116	19Del Sgr	2.7000	4100.0	102	43370	No
273	GOM_NL__2PRFIN20100616_221925_000000502090_00230_43370_5008.N1	16-JUN-2010 22:19:25	Bright	50.000	137	22Lam Sgr	2.8240	4400.0	100	43370	No
274	GOM_NL__2PRFIN20100616_222322_000000392090_00230_43370_5009.N1	16-JUN-2010 22:23:22	Bright	39.000	86	35Eta Oph	2.4300	10200.	78	43370	No
275	GOM_NL__2PRFIN20100616_222952_000000432090_00230_43370_5010.N1	16-JUN-2010 22:29:52	Bright	43.000	126	60Bet Oph	2.7700	4250.0	86	43370	No
276	GOM_NL__2PRFIN20100616_223222_000000432090_00230_43370_5011.N1	16-JUN-2010 22:32:22	Bright	42.500	59	55Alp Oph	2.0800	8900.0	85	43370	No
277	GOM_NL__2PRFIN20100616_223423_000000382090_00230_43370_5012.N1	16-JUN-2010 22:34:23	Bright	38.000	127	27Bet Her	2.7810	4700.0	76	43370	No
278	GOM_NL__2PRFIN20100616_223724_000000402090_00230_43370_5013.N1	16-JUN-2010 22:37:24	Bright	40.000	133	40Zet Her	2.8070	6000.0	80	43370	No

279	GOM_NL__2PRFIN20100616_224410_000000412090_00230_43370_5014.N1	16-JUN-2010 22:44:10	Bright	40.500	130	23Bet Dra	2.7990	5800.0	81	43370	No
280	GOM_NL__2PRFIN20100616_225431_000000482090_00230_43370_5015.N1	16-JUN-2010 22:54:31	Bright	48.000	89	5Alp Cep	2.4510	8000.0	96	43370	No
281	GOM_NL__2PRFIN20100616_230101_000000452090_00230_43370_5016.N1	16-JUN-2010 23:01:01	Bright	44.500	74	11Bet Cas	2.2680	6600.0	89	43370	No
282	GOM_NL__2PRFIN20100616_230225_000000472090_00230_43370_5017.N1	16-JUN-2010 23:02:25	Bright	46.500	68	18Alp Cas	2.2250	4500.0	93	43370	No
283	GOM_NL__2PRFIN20100616_230737_000000412090_00230_43370_5018.N1	16-JUN-2010 23:07:37	Bright	41.000	73	57Gam1And	2.2600	13100.	82	43370	No
284	GOM_NL__2PRFIN20100616_230959_000000582090_00230_43370_5019.N1	16-JUN-2010 23:09:59	Twilight	57.500	53	43Bet And	2.0480	3300.0	115	43370	No
285	GOM_NL__2PRFIN20100616_231330_000000482090_00230_43370_5020.N1	16-JUN-2010 23:13:30	Twilight	47.500	50	13Alp Ari	2.0070	4250.0	95	43370	No
286	GOM_NL__2PRFIN20100616_232924_000000552090_00230_43370_5021.N1	16-JUN-2010 23:29:24	Dark	55.000	52	16Bet Cet	2.0370	4500.0	110	43370	No
287	GOM_NL__2PRFIN20100616_233533_000000562090_00230_43370_5022.N1	16-JUN-2010 23:35:33	Dark	56.000	84	Alp Phe	2.3970	4500.0	112	43370	No
288	GOM_NL__2PRFIN20100616_234149_000000532090_00231_43371_5039.N1	16-JUN-2010 23:41:49	Dark	52.500	63	Bet Gru	2.1500	2800.0	105	43371	No
289	GOM_NL__2PRFIN20100616_234352_000000482090_00231_43371_5040.N1	16-JUN-2010 23:43:52	Straylight	48.000	31	Alp Gru	1.7340	15200.	96	43371	No
290	GOM_NL__2PRFIN20100616_234551_000000412090_00231_43371_5041.N1	16-JUN-2010 23:45:51	Straylight	41.000	172	Gam Gru	3.0030	13100.	82	43371	No
291	GOM_NL__2PRFIN20100616_234737_000000432090_00231_43371_5042.N1	16-JUN-2010 23:47:37	Straylight	42.500	45	Alp Pav	1.9400	26000.	85	43371	No
292	GOM_NL__2PRFIN20100616_235713_000000462090_00231_43371_5043.N1	16-JUN-2010 23:57:13	Twilight	46.000	38	20Eps Sgr	1.8360	11000.	92	43371	No
293	GOM_NL__2PRFIN20100616_235843_000000492090_00231_43371_5044.N1	16-JUN-2010 23:58:43	Twilight	49.000	116	19Del Sgr	2.7000	4100.0	98	43371	No

3. Quality information per product

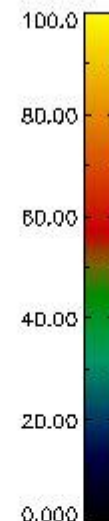
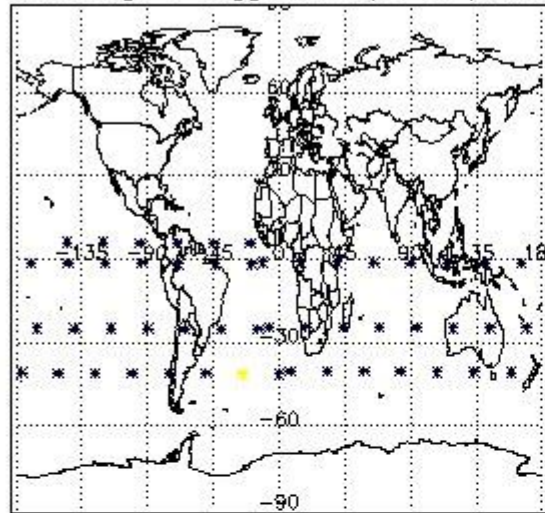
In this section it is plotted some information contained in the Quality Summary data set of the level 2 products. Only products in dark limb conditions and without errors (error flag in the MPH set to "0") are used.

3.1 Plot quality information per product (time dependant)

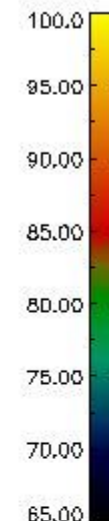
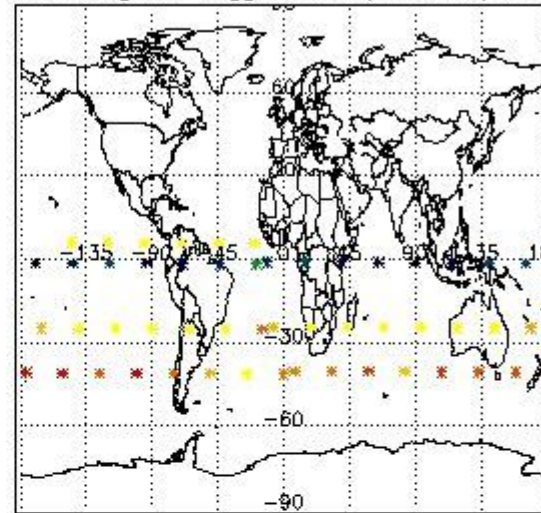


3.2 Plot quality information per product (world map)

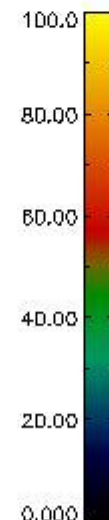
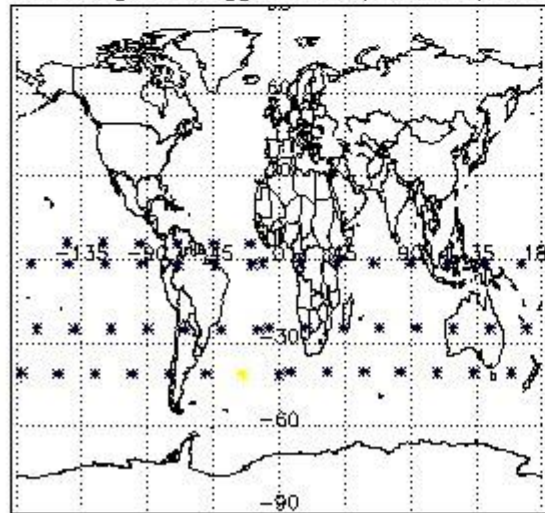
Percentage of flagged data per O3 profile



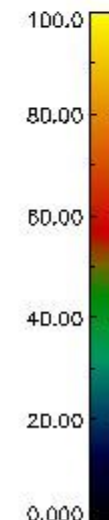
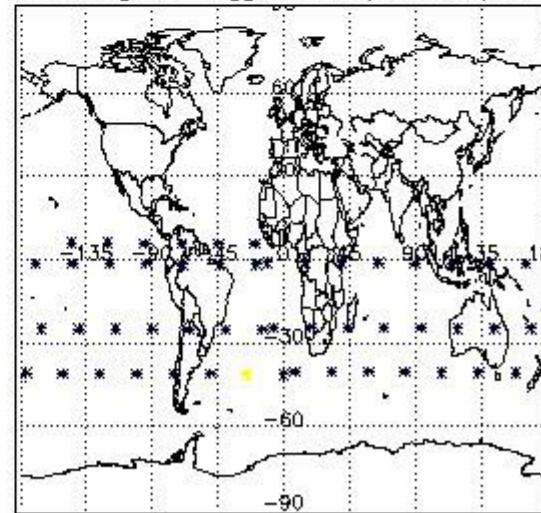
Percentage of flagged data per H2O profile



Percentage of flagged data per NO2 profile



Percentage of flagged data per NO3 profile

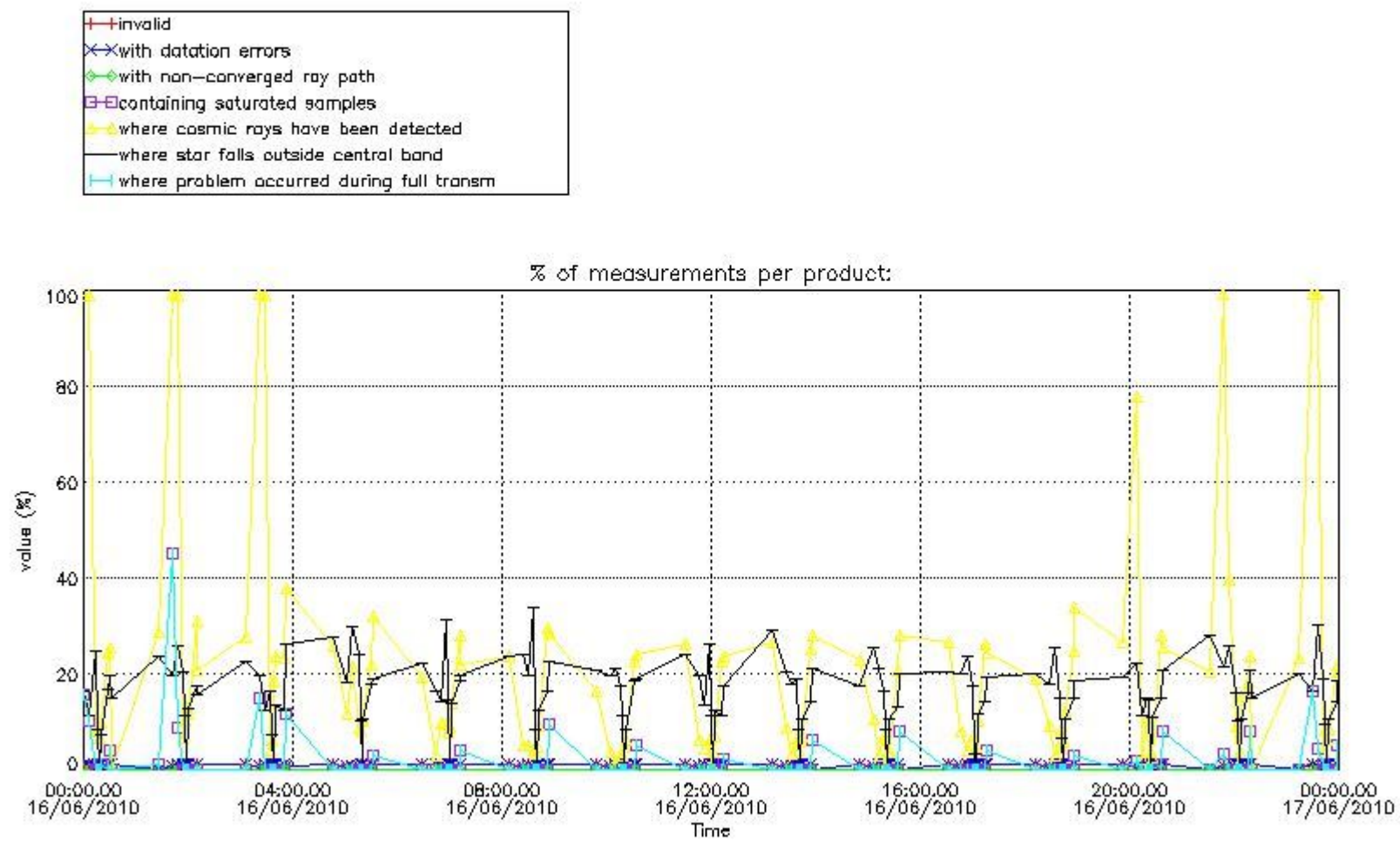


4. Level 1 quality information per product

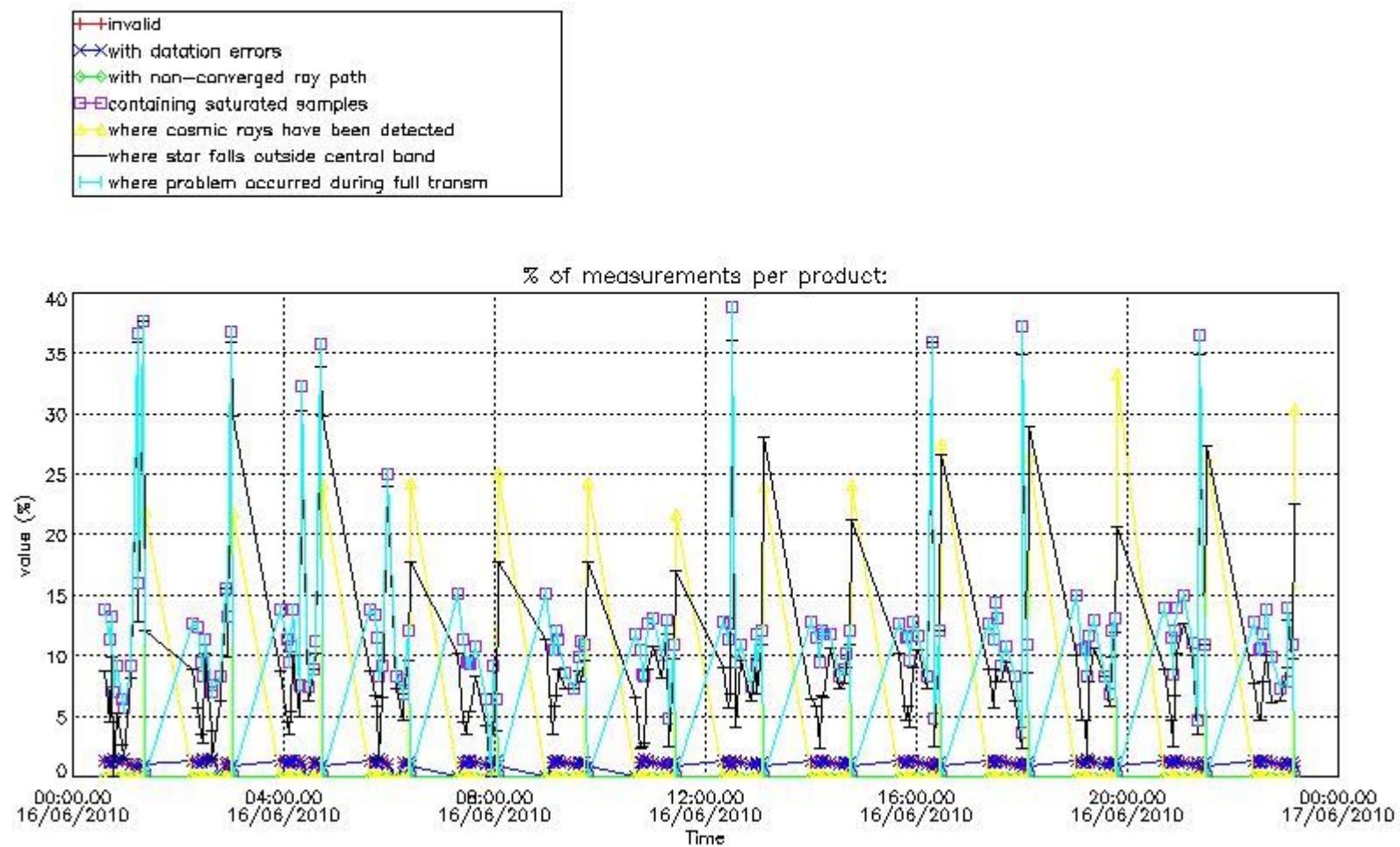
In this section it is plotted some information contained in the Quality Summary data set of the level 2 products that comes from the level 1b processing. Products without errors (error flag in the MPH set to "0") are used.

4.1 Plot quality information per product (time dependant) coming from level 1b processing

4.1.1 Plot level 1 quality information per product (time dependant): ENVISAT ASCENDING passes

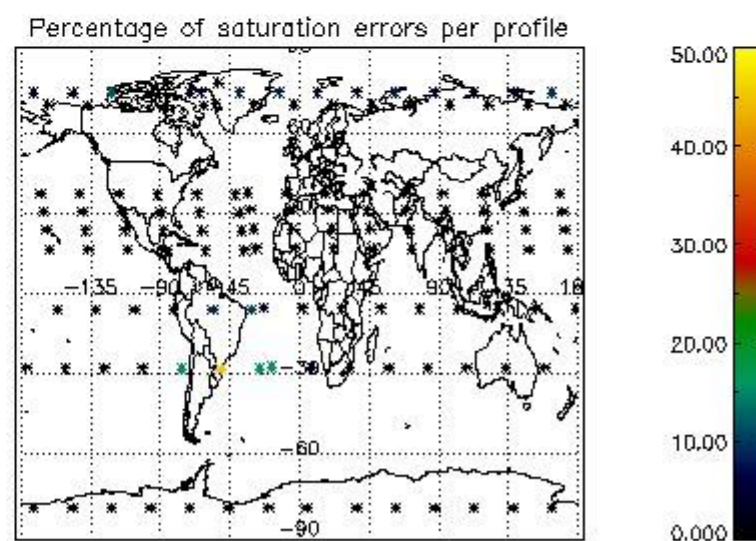
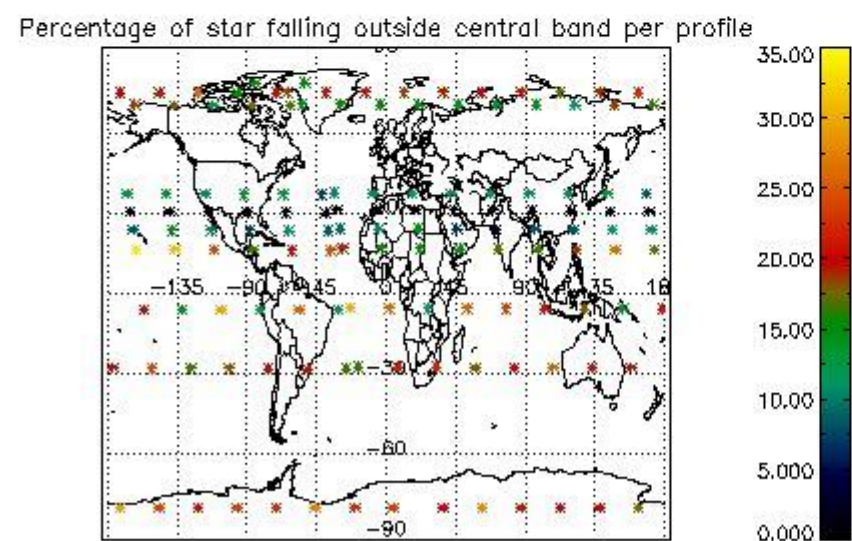
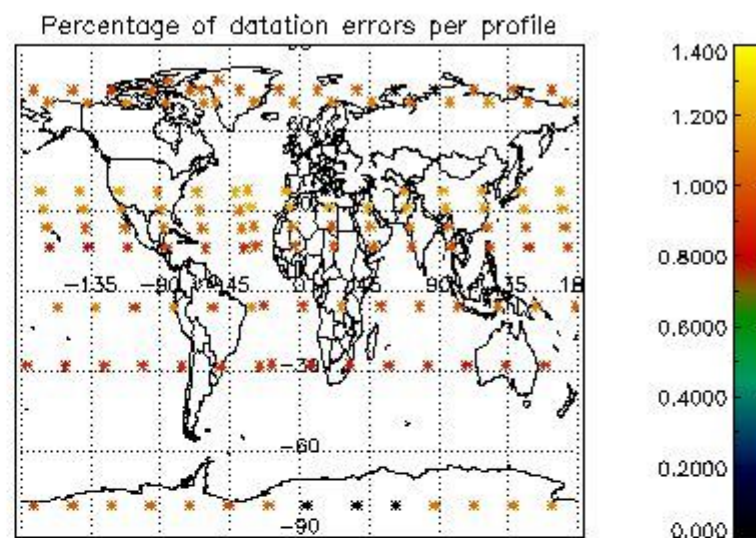
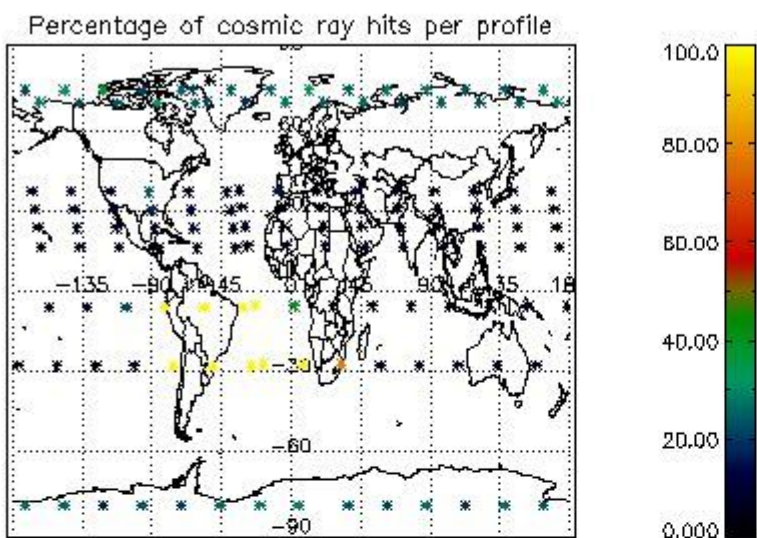


4.1.2 Plot level 1 quality information per product (time dependant): ENVI SAT DESCENDING passes

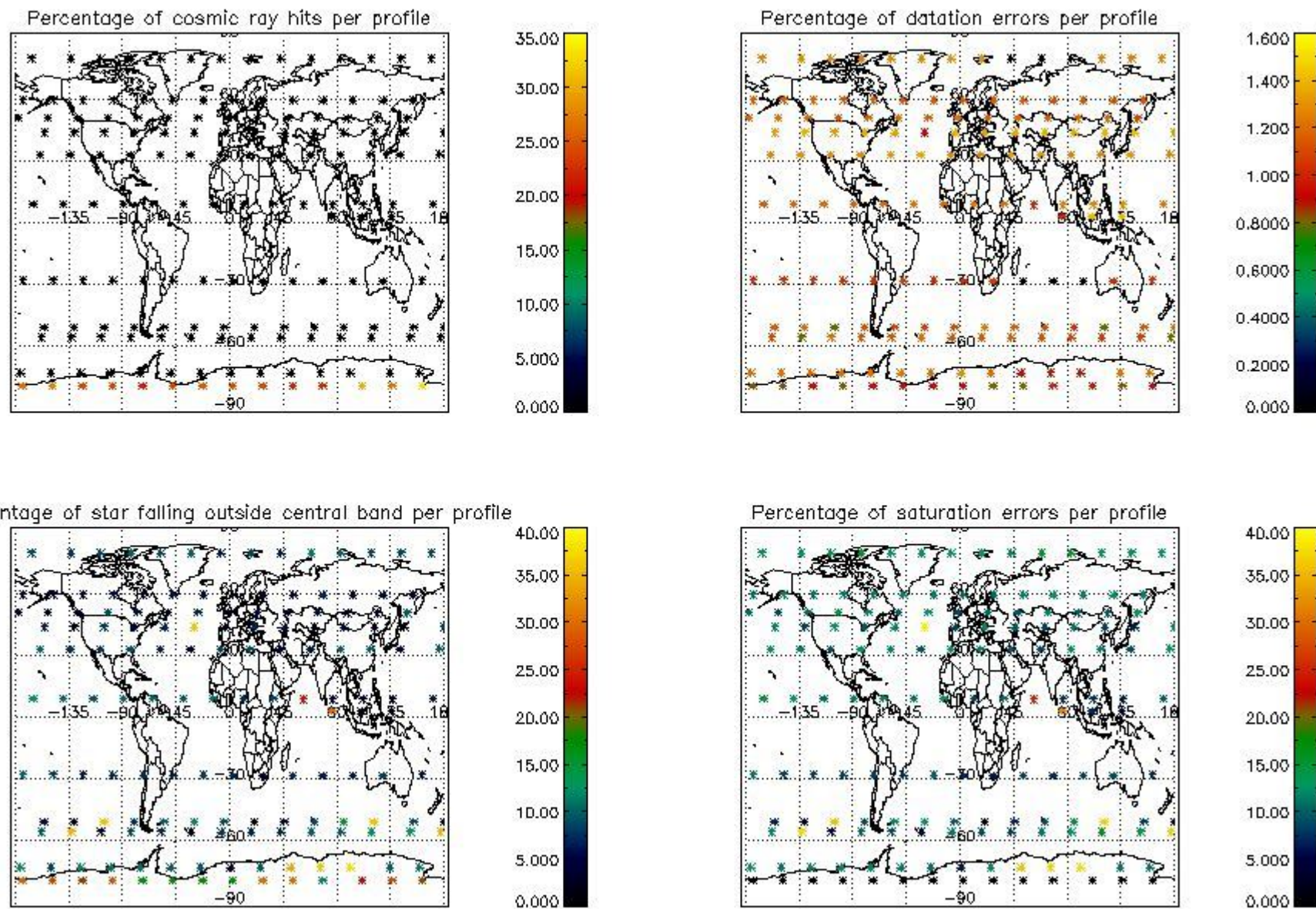


4.2 Plot quality information per product coming from level 1b processing (world map)

4.2.1 Plot level 1 quality information per product (world map): ENVISAT ASCENDING passes



4.2.2 Plot level 1 quality information per product (world map): ENVISAT DESCENDING passes



5. Trace gas profiles

5.1 Ozone statistics based on quality of products

The final quality of the products can be "measured" using the STD (Standard Deviation) attached to every point profile. This information is written to the parameter GOM_NL__2P/NL_LOCAL_SPECIES_DENSITY/o3_std of the level 2 products. The table below shows the statistics for given STD ranges.

The statistics are given with respect to the overall valid production:

- Products without fatal errors: GOM_NL__2P/MPH/PRODUCT_ERR=0
- Valid point profile: GOM_NL__2P/NL_LOCAL_SPECIES_DENSITY/pcd(0)=0

The 'Criteria' is applied to valid points of dark limb products:

- Products in dark limb illumination condition: GOM_NL__2P/NL_SUMMARY_QUALITY/obs_ill_cond=0
- Products without fatal errors: GOM_NL__2P/MPH/PRODUCT_ERR=0
- Valid point profile: GOM_NL__2P/NL_LOCAL_SPECIES_DENSITY/pcd(0)=0

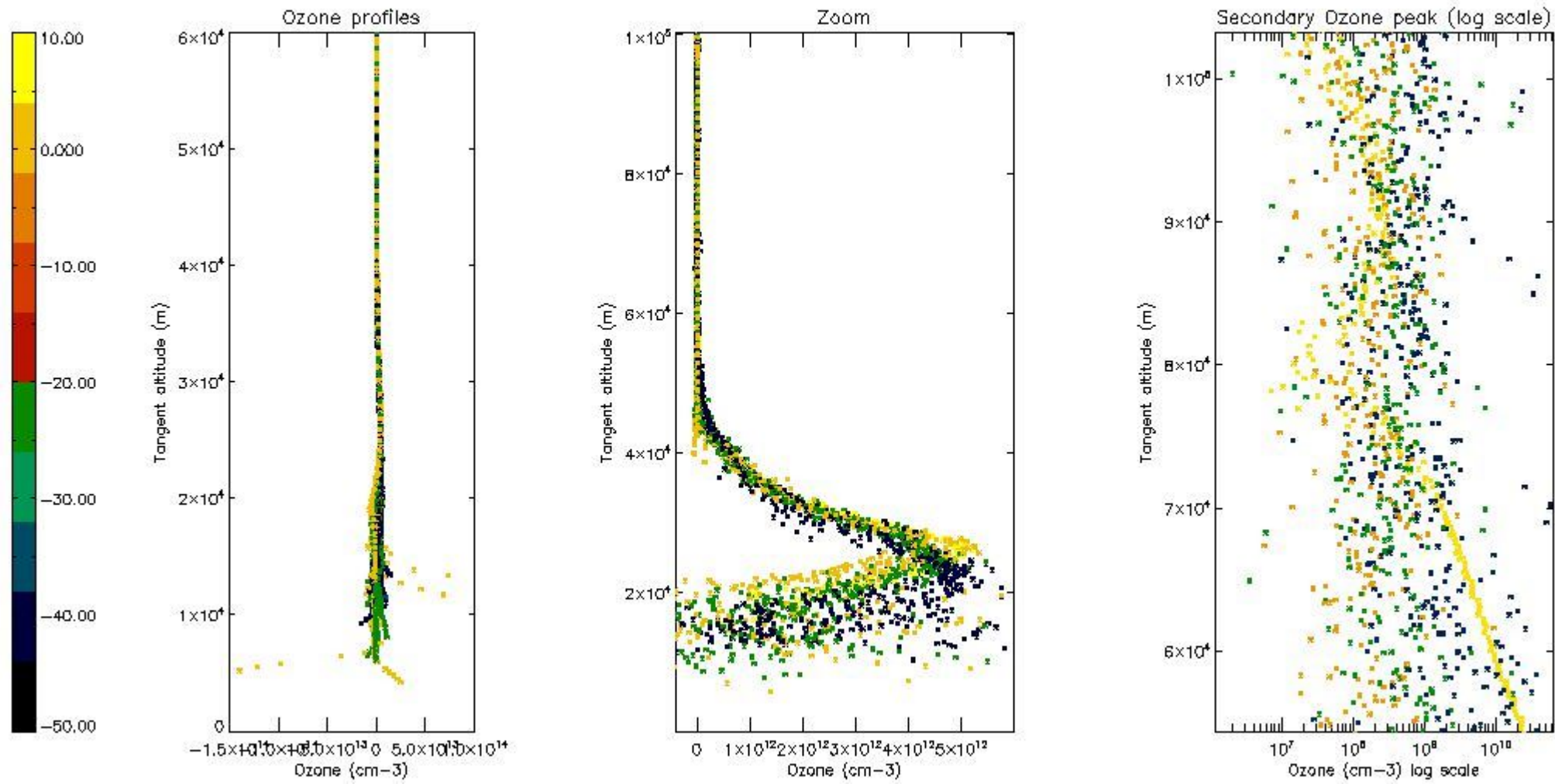
So, the table below shows the percentage of dark limb and valid observations for each criteria with respect to the overall valid daily observations.

Criteria	% of total production
All STD	20
STD < 20	6

STD < 10	3
STD < 5	1

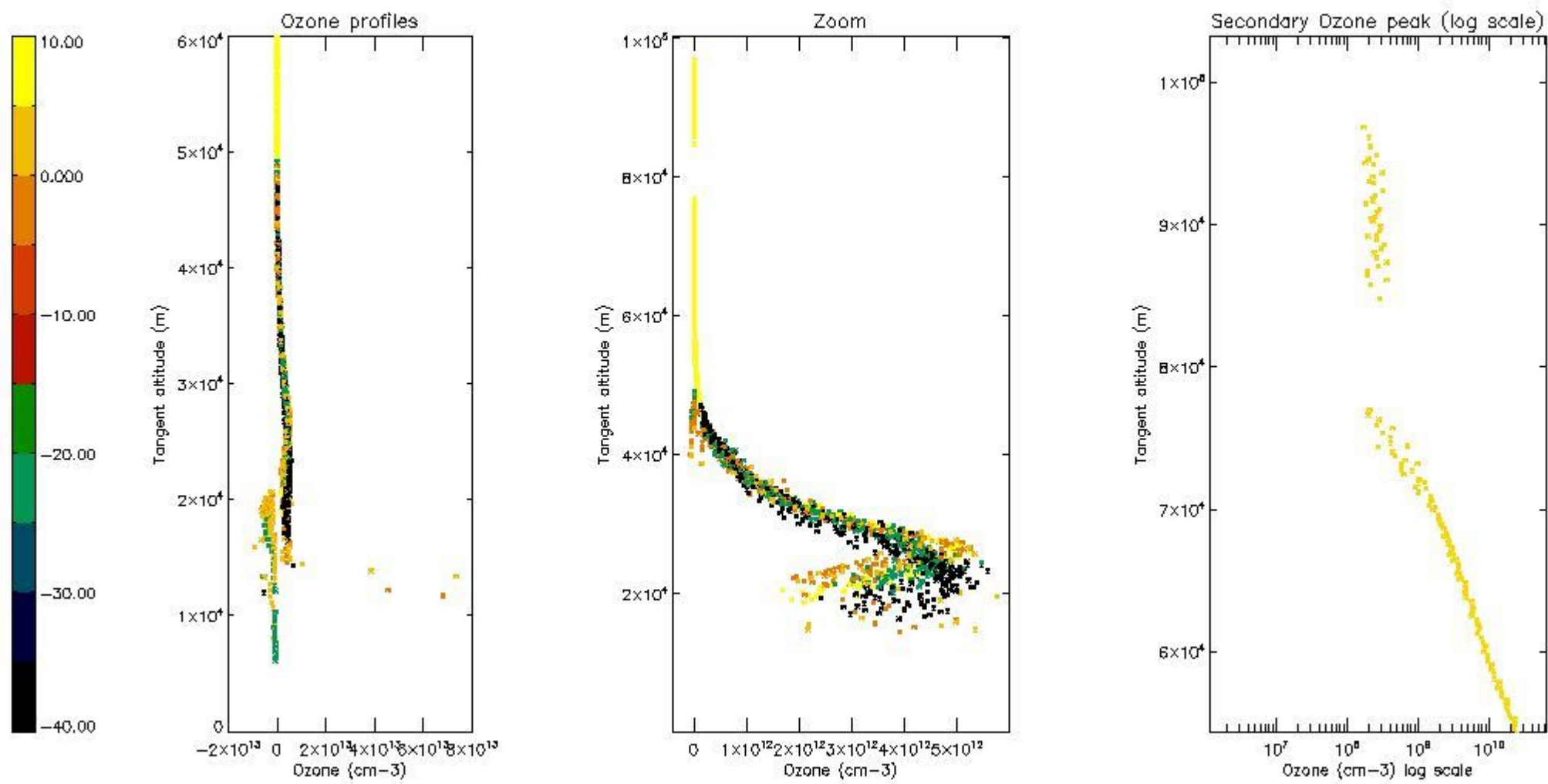
5.2 Plot ozone profiles for all STD (dark without errors)

The colorbar represents the latitude.



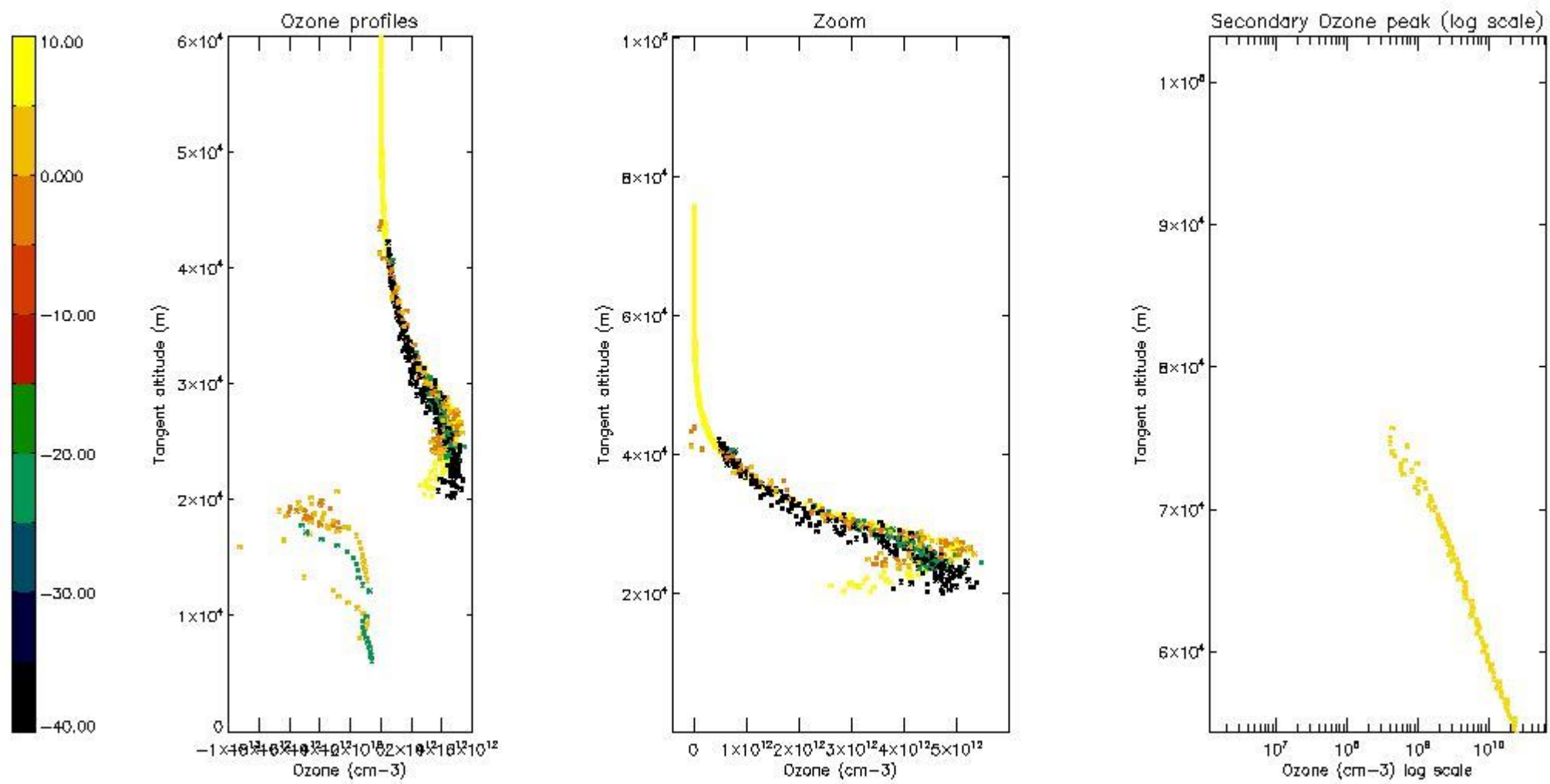
5.3 Plot ozone profiles where STD < 20% (dark without errors)

The colorbar represents the latitude.



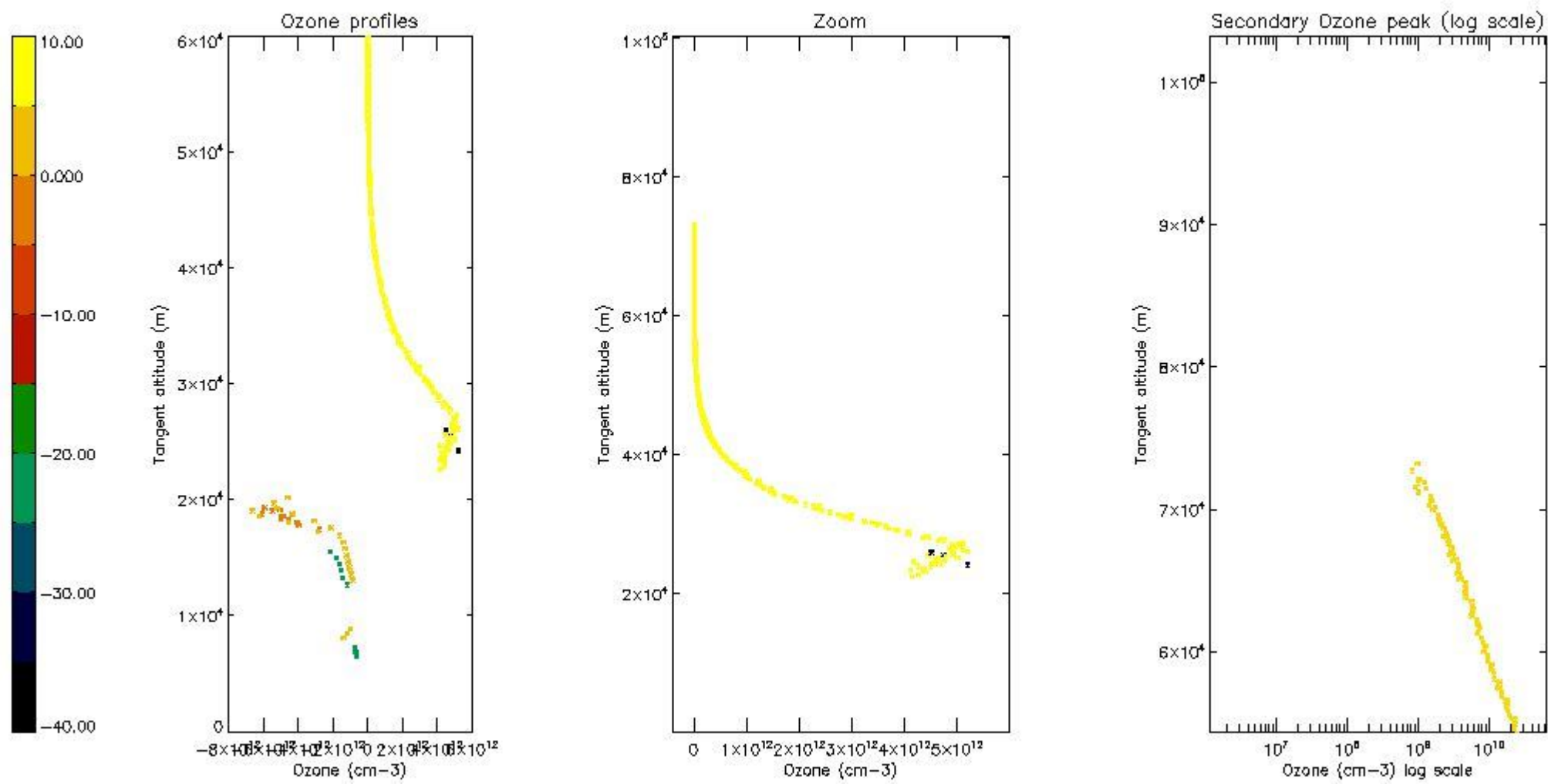
5.4 Plot ozone profiles where $STD < 10\%$ (dark without errors)

The colorbar represents the latitude.



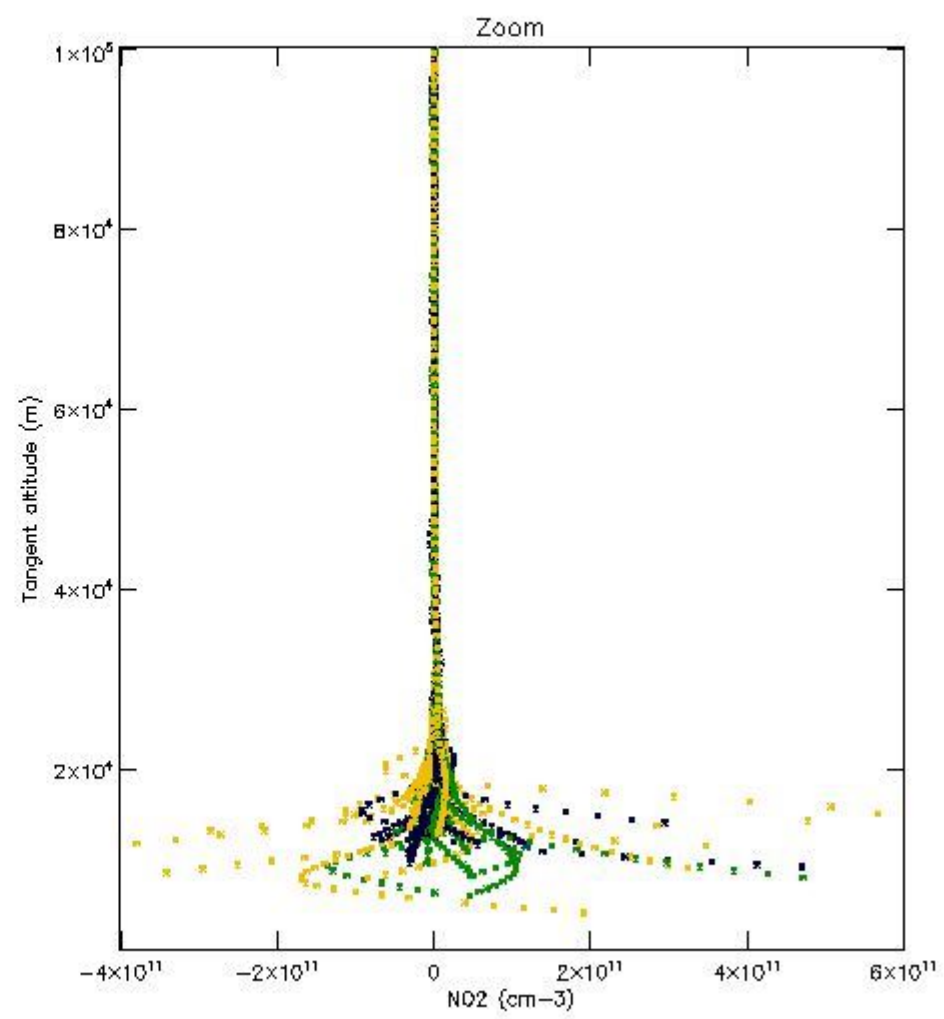
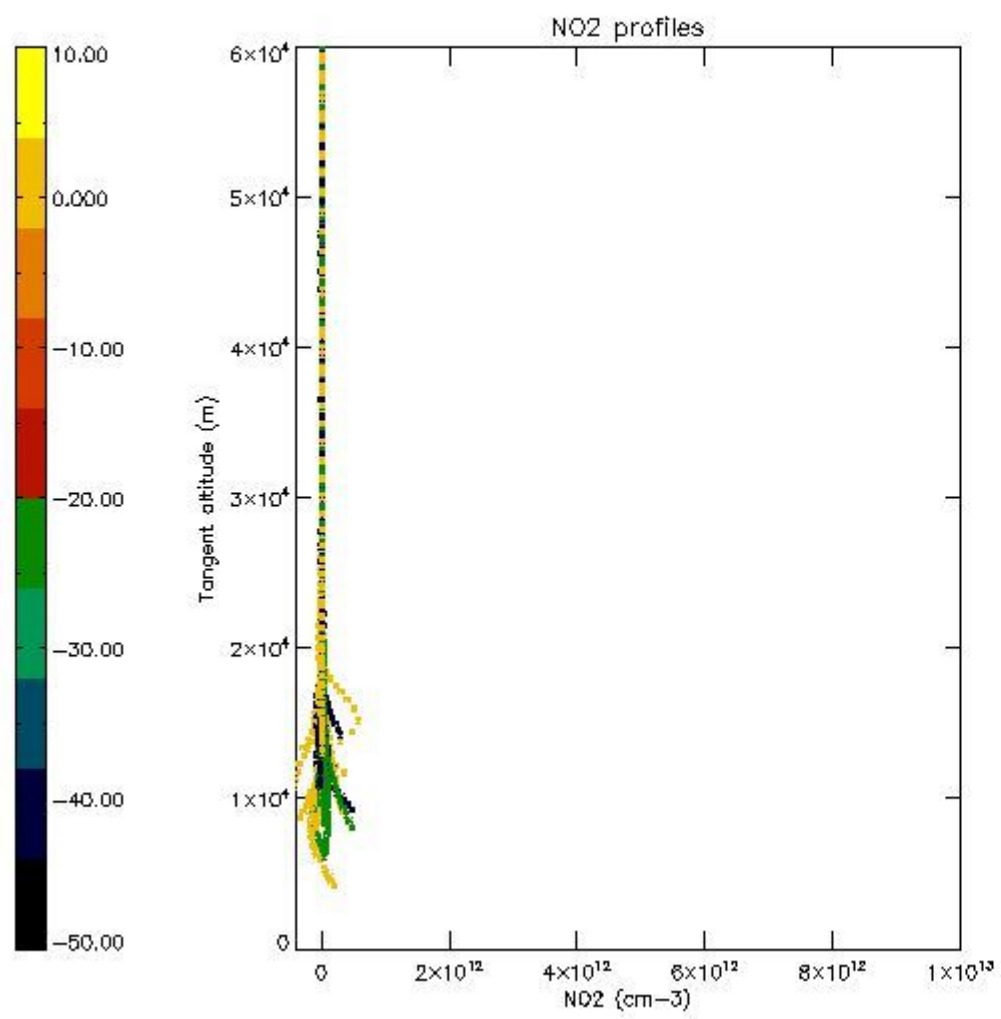
5.5 Plot ozone profiles where STD < 5% (dark without errors)

The colorbar represents the latitude.



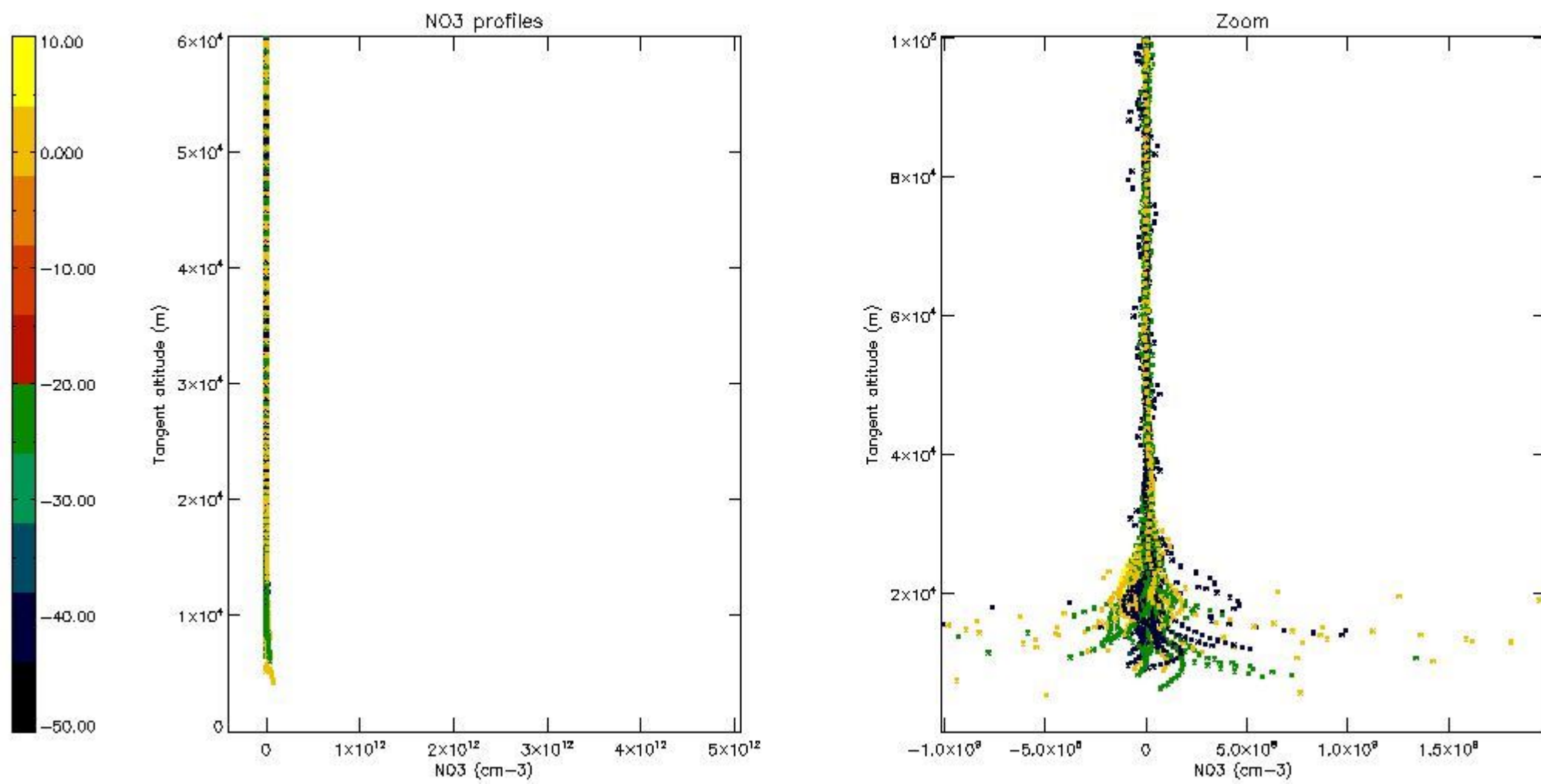
5.6 Plot NO₂ profiles for all STD (dark without errors)

The colorbar represents the latitude.



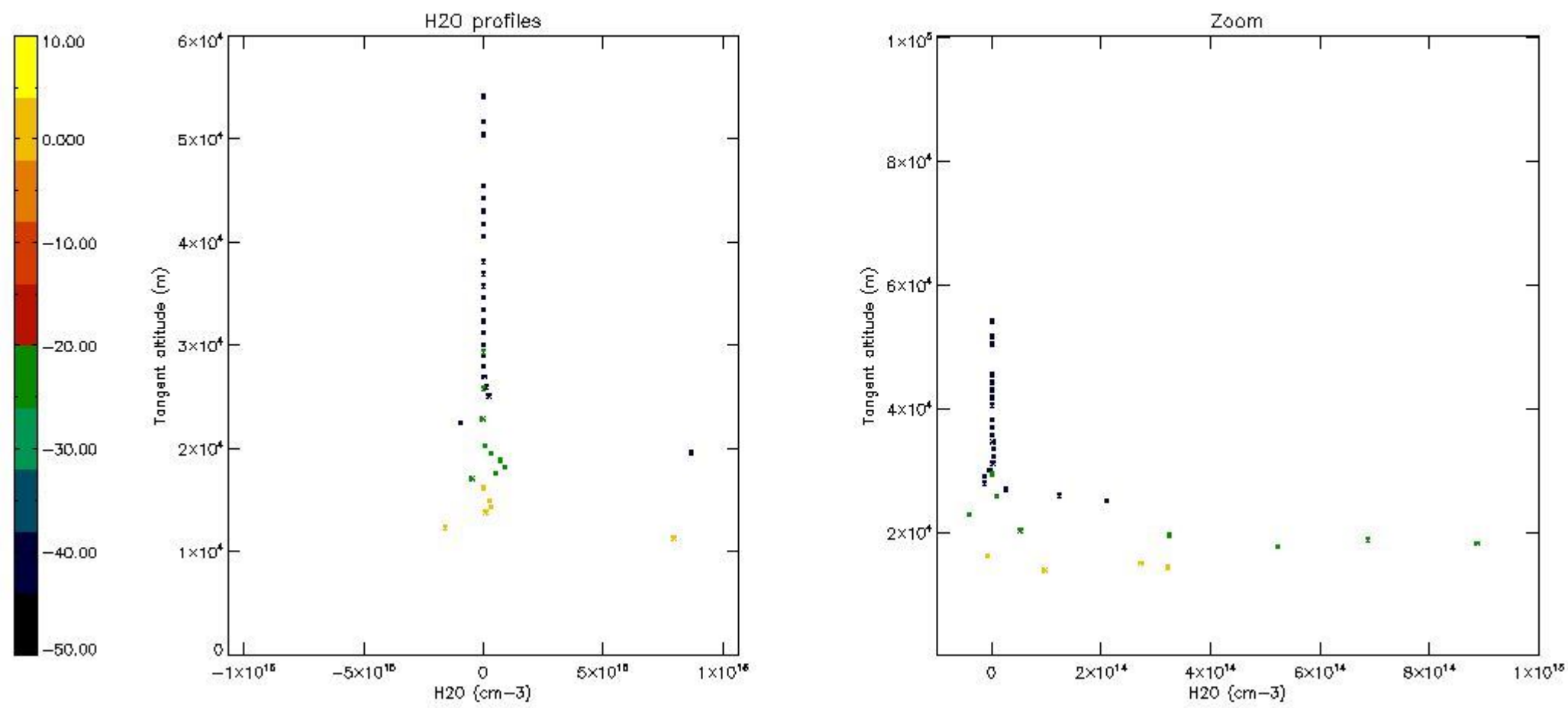
5.7 Plot NO3 profiles for all STD (dark without errors)

The colorbar represents the latitude.



5.8 Plot H2O profiles for all STD (only for occultations of stars 1,2,3,4,13,14,16,26,63 dark without errors)

The colorbar represents the latitude.



6. Auxiliary Data Files used for the production reported in section 2

The number reported in the third column indicates since which file (see list in section 2) the corresponding auxiliary file has been used. The fourth column is the date of those product files.

Type	Auxiliary Filename	Used since product	Used since product date
INST_PHYS_CHARACTERISTICS	GOM_INS_AXVIEC20091111_143220_20030716_120000_20500101_000000	1	16-JUN-2010 00:00:46
LEVEL-2_PROC_CONFIG	GOM_PR2_AXVIEC20091111_152718_20020301_000000_20500101_000000	1	16-JUN-2010 00:00:46
CROSS_SECTIONS_FILE	GOM_CRS_AXVIEC20091111_154832_20020301_000000_20500101_000000	1	16-JUN-2010 00:00:46

GOMOS Level 2 Daily Report

SUMMARY

[1. General Info](#)

[2. Summary of processed GOM_NL_2P products](#)

[3. Level 2 Quality information per product](#)

[3.1 Plot of level 2 quality information per product \(time dependant\)](#)

[3.2 Plot of level 2 quality information per product \(world map\)](#)

[4. Level 1 Quality information per product \(stored on level 2 products\)](#)

[4.1 Plot of level 1 quality information per product \(time dependant\)](#)

[4.1.1 Plot of level 1 quality information per product \(time dependant\): ASCENDING](#)

[4.1.2 Plot of level 1 quality information per product \(time dependant\): DESCENDING](#)

[4.2 Plot of level 1 quality information per product \(world map\)](#)

[4.2.1 Plot of level 1 quality information per product \(world map\): ASCENDING](#)

[4.2.2 Plot of level 1 quality information per product \(world map\): DESCENDING](#)

[5. Ozone profiles based on quality statistics and other trace gas profiles](#)

[5.1 Ozone statistics based on quality of products](#)

[5.2 Plot ozone profiles for all STD \(dark without errors\)](#)

[5.3 Plot ozone profiles where STD < 20% \(dark without errors\)](#)

[5.4. Plot ozone profiles where STD < 10% \(dark without errors\)](#)

[5.5. Plot ozone profiles where STD < 5% \(dark without errors\)](#)

[5.6 Plot NO2 profiles for all STD \(dark without errors\)](#)

[5.7 Plot NO3 profiles for all STD \(dark without errors\)](#)

[5.8 Plot H2O profiles \(only for occultations of stars 1,2,3,4,13,14,16,26,63 dark without errors\) for all STD](#)

[6. Auxiliary Data Files used for the production reported in section 2](#)

This report presents the daily analysis on parameters extracted from GOMOS level 2 data (GOM_NL__2P). It is intended to monitor some important parameters that will impact the quality of these products. A list of level 2 products (and content) that have arrived during the reporting day to the PCF is also given.

Item	Value
Time of report generation	29APR2013 12:00:37
Data source version	GOMOS/6.01
Start time of products	16-06-2010 (16JUN2010 00:00:00)
Stop time of products	17-06-2010 (17JUN2010 00:00:00)
Store outputs in DB	Yes
Nb of level 2 prods	293
Nb of prods with errors	0

2. Summary of processed GOM_NL__2P products.

Nr	Filename	UTC Start time	Limb	Duration	Star Id	Star Name	Star Mag	Star Temp	Nb Meas	Orbit	Prod. error
1	GOM_NL__2PRFIN20100616_000046_00000552090_00216_43356_4868.N1	16-JUN-2010 00:00:46	Dark	54.500	52	16Bet Cet	2.0370	4500.0	109	43356	No
2	GOM_NL__2PRFIN20100616_000659_00000452090_00216_43356_4869.N1	16-JUN-2010 00:06:59	Dark	44.500	84	Alp Phe	2.3970	4500.0	89	43356	No
3	GOM_NL__2PRFIN20100616_001312_00000572090_00217_43357_4859.N1	16-JUN-2010 00:13:12	Dark	57.000	63	Bet Gru	2.1500	2800.0	114	43357	No
4	GOM_NL__2PRFIN20100616_001515_00000472090_00217_43357_4860.N1	16-JUN-2010 00:15:15	Dark	47.000	31	Alp Gru	1.7340	15200.	94	43357	No
5	GOM_NL__2PRFIN20100616_001710_00000472090_00217_43357_4861.N1	16-JUN-2010 00:17:10	Straylight	47.000	172	Gam Gru	3.0030	13100.	94	43357	No
6	GOM_NL__2PRFIN20100616_001905_00000422090_00217_43357_4862.N1	16-JUN-2010 00:19:05	Straylight	41.500	45	Alp Pav	1.9400	26000.	83	43357	No
7	GOM_NL__2PRFIN20100616_002845_00000482090_00217_43357_4863.N1	16-JUN-2010 00:28:45	Twilight	47.500	38	20Eps Sgr	1.8360	11000.	95	43357	No
8	GOM_NL__2PRFIN20100616_003015_00000512090_00217_43357_4864.N1	16-JUN-2010 00:30:15	Twilight	51.000	116	19Del Sgr	2.7000	4100.0	102	43357	No
9	GOM_NL__2PRFIN20100616_003135_00000502090_00217_43357_4865.N1	16-JUN-2010 00:31:35	Bright	50.000	137	22Lam Sgr	2.8240	4400.0	100	43357	No
10	GOM_NL__2PRFIN20100616_003533_00000402090_00217_43357_4866.N1	16-JUN-2010 00:35:33	Bright	40.000	86	35Eta Oph	2.4300	10200.	80	43357	No
11	GOM_NL__2PRFIN20100616_004207_00000442090_00217_43357_4867.N1	16-JUN-2010 00:42:07	Bright	44.000	126	60Bet Oph	2.7700	4250.0	88	43357	No
12	GOM_NL__2PRFIN20100616_004439_00000462090_00217_43357_4868.N1	16-JUN-2010 00:44:39	Bright	45.500	59	55Alp Oph	2.0800	8900.0	91	43357	No
13	GOM_NL__2PRFIN20100616_004637_00000362090_00217_43357_4869.N1	16-JUN-2010 00:46:37	Bright	35.500	127	27Bet Her	2.7810	4700.0	71	43357	No
14	GOM_NL__2PRFIN20100616_004939_00000382090_00217_43357_4870.N1	16-JUN-2010 00:49:39	Bright	38.000	133	40Zet Her	2.8070	6000.0	76	43357	No
15	GOM_NL__2PRFIN20100616_005628_00000392090_00217_43357_4871.N1	16-JUN-2010 00:56:28	Bright	39.000	130	23Bet Dra	2.7990	5800.0	78	43357	No
16	GOM_NL__2PRFIN20100616_005801_00000362090_00217_43357_4872.N1	16-JUN-2010 00:58:01	Bright	35.500	119	14Eta Dra	2.7270	4700.0	71	43357	No
17	GOM_NL__2PRFIN20100616_010653_00000492090_00217_43357_4873.N1	16-JUN-2010 01:06:53	Bright	49.000	89	5Alp Cep	2.4510	8000.0	98	43357	No
18	GOM_NL__2PRFIN20100616_011318_00000642090_00217_43357_4874.N1	16-JUN-2010 01:13:18	Bright	64.000	74	11Bet Cas	2.2680	6600.0	128	43357	No
19	GOM_NL__2PRFIN20100616_011441_00000472090_00217_43357_4875.N1	16-JUN-2010 01:14:41	Bright	47.000	68	18Alp Cas	2.2250	4500.0	94	43357	No
20	GOM_NL__2PRFIN20100616_011950_00000572090_00217_43357_4876.N1	16-JUN-2010 01:19:50	Bright	57.000	73	57Gam1And	2.2600	13100.	114	43357	No
21	GOM_NL__2PRFIN20100616_012211_00000502090_00217_43357_4877.N1	16-JUN-2010 01:22:11	Twilight	50.000	53	43Bet And	2.0480	3300.0	100	43357	No
22	GOM_NL__2PRFIN20100616_012540_00000492090_00217_43357_4878.N1	16-JUN-2010 01:25:40	Twilight	49.000	50	13Alp Ari	2.0070	4250.0	98	43357	No
23	GOM_NL__2PRFIN20100616_014122_00000572090_00217_43357_4879.N1	16-JUN-2010 01:41:22	Dark	56.500	52	16Bet Cet	2.0370	4500.0	113	43357	No
24	GOM_NL__2PRFIN20100616_014736_00000532090_00217_43357_4880.N1	16-JUN-2010 01:47:36	Dark	52.500	84	Alp Phe	2.3970	4500.0	105	43357	No
25	GOM_NL__2PRFIN20100616_015349_00000542090_00218_43358_4867.N1	16-JUN-2010 01:53:49	Dark	54.000	63	Bet Gru	2.1500	2800.0	108	43358	No
26	GOM_NL__2PRFIN20100616_015552_00000502090_00218_43358_4868.N1	16-JUN-2010 01:55:52	Dark	49.500	31	Alp Gru	1.7340	15200.	99	43358	No
27	GOM_NL__2PRFIN20100616_015747_00000462090_00218_43358_4869.N1	16-JUN-2010 01:57:47	Straylight	46.000	172	Gam Gru	3.0030	13100.	92	43358	No
28	GOM_NL__2PRFIN20100616_015942_00000442090_00218_43358_4870.N1	16-JUN-2010 01:59:42	Straylight	43.500	45	Alp Pav	1.9400	26000.	87	43358	No
29	GOM_NL__2PRFIN20100616_020921_00000492090_00218_43358_4871.N1	16-JUN-2010 02:09:21	Twilight	48.500	38	20Eps Sgr	1.8360	11000.	97	43358	No
30	GOM_NL__2PRFIN20100616_021051_00000492090_00218_43358_4872.N1	16-JUN-2010 02:10:51	Twilight	48.500	116	19Del Sgr	2.7000	4100.0	97	43358	No
31	GOM_NL__2PRFIN20100616_021610_00000402090_00218_43358_4873.N1	16-JUN-2010 02:16:10	Bright	39.500	86	35Eta Oph	2.4300	10200.	79	43358	No
32	GOM_NL__2PRFIN20100616_022243_00000452090_00218_43358_4874.N1	16-JUN-2010 02:22:43	Bright	44.500	126	60Bet Oph	2.7700	4250.0	89	43358	No
33	GOM_NL__2PRFIN20100616_022514_00000432090_00218_43358_4875.N1	16-JUN-2010 02:25:14	Bright	42.500	59	55Alp Oph	2.0800	8900.0	85	43358	No
34	GOM_NL__2PRFIN20100616_022713_00000362090_00218_43358_4876.N1	16-JUN-2010 02:27:13	Bright	36.000	127	27Bet Her	2.7810	4700.0	72	43358	No
35	GOM_NL__2PRFIN20100616_023015_00000402090_00218_43358_4877.N1	16-JUN-2010 02:30:15	Bright	39.500	133	40Zet Her	2.8070	6000.0	79	43358	No
36	GOM_NL__2PRFIN20100616_023703_00000402090_00218_43358_4878.N1	16-JUN-2010 02:37:03	Bright	39.500	130	23Bet Dra	2.7990	5800.0	79	43358	No
37	GOM_NL__2PRFIN20100616_023837_00000362090_00218_43358_4879.N1	16-JUN-2010 02:38:37	Bright	35.500	119	14Eta Dra	2.7270	4700.0	71	43358	No
38	GOM_NL__2PRFIN20100616_024728_00000482090_00218_43358_4880.N1	16-JUN-2010 02:47:28	Bright	48.000	89	5Alp Cep	2.4510	8000.0	96	43358	No
39	GOM_NL__2PRFIN20100616_025354_00000482090_00218_43358_4881.N1	16-JUN-2010 02:53:54	Bright	48.000	74	11Bet Cas	2.2680	6600.0	96	43358	No
40	GOM_NL__2PRFIN20100616_025516_00000462090_00218_43358_4882.N1	16-JUN-2010 02:55:16	Bright	45.500	68	18Alp Cas	2.2250	4500.0	91	43358	No
41	GOM_NL__2PRFIN20100616_030025_00000572090_00218_43358_4883.N1	16-JUN-2010 03:00:25	Bright	57.000	73	57Gam1And	2.2600	13100.	114	43358	No
42	GOM_NL__2PRFIN20100616_030247_00000622090_00218_43358_4884.N1	16-JUN-2010 03:02:47	Twilight	62.000	53	43Bet And	2.0480	3300.0	124	43358	No

43	GOM_NL__2PRFIN20100616_030616_000000492090_00218_43358_4885.N1	16-JUN-2010 03:06:16	Twilight	49.000	50	13Alp Ari	2.0070	4250.0	98	43358	No
44	GOM_NL__2PRFIN20100616_032200_000000572090_00218_43358_4886.N1	16-JUN-2010 03:22:00	Dark	56.500	52	16Bet Cet	2.0370	4500.0	113	43358	No
45	GOM_NL__2PRFIN20100616_032812_000000452090_00218_43358_4887.N1	16-JUN-2010 03:28:12	Dark	45.000	84	Alp Phe	2.3970	4500.0	90	43358	No
46	GOM_NL__2PRFIN20100616_033426_000000522090_00219_43359_4882.N1	16-JUN-2010 03:34:26	Dark	51.500	63	Bet Gru	2.1500	2800.0	103	43359	No
47	GOM_NL__2PRFIN20100616_033629_000000482090_00219_43359_4883.N1	16-JUN-2010 03:36:29	Dark	48.000	31	Alp Gru	1.7340	15200.	96	43359	No
48	GOM_NL__2PRFIN20100616_033824_000000462090_00219_43359_4884.N1	16-JUN-2010 03:38:24	Straylight	46.000	172	Gam Gru	3.0030	13100.	92	43359	No
49	GOM_NL__2PRFIN20100616_034018_000000452090_00219_43359_4885.N1	16-JUN-2010 03:40:18	Straylight	44.500	45	Alp Pav	1.9400	26000.	89	43359	No
50	GOM_NL__2PRFIN20100616_034958_000000452090_00219_43359_4886.N1	16-JUN-2010 03:49:58	Tw_i_and_stray	45.000	38	20Eps Sgr	1.8360	11000.	90	43359	No
51	GOM_NL__2PRFIN20100616_035127_000000562090_00219_43359_4887.N1	16-JUN-2010 03:51:27	Tw_i_and_stray	55.500	116	19Del Sgr	2.7000	4100.0	111	43359	No
52	GOM_NL__2PRFIN20100616_035646_000000402090_00219_43359_4888.N1	16-JUN-2010 03:56:46	Bright	40.000	86	35Eta Oph	2.4300	10200.	80	43359	No
53	GOM_NL__2PRFIN20100616_040319_000000442090_00219_43359_4889.N1	16-JUN-2010 04:03:19	Bright	44.000	126	60Bet Oph	2.7700	4250.0	88	43359	No
54	GOM_NL__2PRFIN20100616_040550_000000432090_00219_43359_4890.N1	16-JUN-2010 04:05:50	Bright	42.500	59	55Alp Oph	2.0800	8900.0	85	43359	No
55	GOM_NL__2PRFIN20100616_040749_000000372090_00219_43359_4891.N1	16-JUN-2010 04:07:49	Bright	37.000	127	27Bet Her	2.7810	4700.0	74	43359	No
56	GOM_NL__2PRFIN20100616_041051_000000402090_00219_43359_4892.N1	16-JUN-2010 04:10:51	Bright	40.000	133	40Zet Her	2.8070	6000.0	80	43359	No
57	GOM_NL__2PRFIN20100616_041739_000000402090_00219_43359_4893.N1	16-JUN-2010 04:17:39	Bright	40.000	130	23Bet Dra	2.7990	5800.0	80	43359	No
58	GOM_NL__2PRFIN20100616_041913_000000502090_00219_43359_4894.N1	16-JUN-2010 04:19:13	Bright	49.500	119	14Eta Dra	2.7270	4700.0	99	43359	No
59	GOM_NL__2PRFIN20100616_042803_000000482090_00219_43359_4895.N1	16-JUN-2010 04:28:03	Bright	47.500	89	5Alp Cep	2.4510	8000.0	95	43359	No
60	GOM_NL__2PRFIN20100616_043429_000000452090_00219_43359_4896.N1	16-JUN-2010 04:34:29	Bright	45.000	74	11Bet Cas	2.2680	6600.0	90	43359	No
61	GOM_NL__2PRFIN20100616_043552_000000452090_00219_43359_4897.N1	16-JUN-2010 04:35:52	Bright	44.500	68	18Alp Cas	2.2250	4500.0	89	43359	No
62	GOM_NL__2PRFIN20100616_044101_000000562090_00219_43359_4898.N1	16-JUN-2010 04:41:01	Bright	56.000	73	57Gam1And	2.2600	13100.	112	43359	No
63	GOM_NL__2PRFIN20100616_044323_000000622090_00219_43359_4899.N1	16-JUN-2010 04:43:23	Tw_i_and_stray	62.000	53	43Bet And	2.0480	3300.0	124	43359	No
64	GOM_NL__2PRFIN20100616_044653_000000532090_00219_43359_4900.N1	16-JUN-2010 04:46:53	Twilight	52.500	50	13Alp Ari	2.0070	4250.0	105	43359	No
65	GOM_NL__2PRFIN20100616_050237_000000562090_00219_43359_4901.N1	16-JUN-2010 05:02:37	Dark	55.500	52	16Bet Cet	2.0370	4500.0	111	43359	No
66	GOM_NL__2PRFIN20100616_050849_000000562090_00219_43359_4902.N1	16-JUN-2010 05:08:49	Dark	55.500	84	Alp Phe	2.3970	4500.0	111	43359	No
67	GOM_NL__2PRFIN20100616_051503_000000572090_00220_43360_4890.N1	16-JUN-2010 05:15:03	Dark	56.500	63	Bet Gru	2.1500	2800.0	113	43360	No
68	GOM_NL__2PRFIN20100616_051706_000000492090_00220_43360_4891.N1	16-JUN-2010 05:17:06	Dark	49.000	31	Alp Gru	1.7340	15200.	98	43360	No
69	GOM_NL__2PRFIN20100616_051902_000000452090_00220_43360_4892.N1	16-JUN-2010 05:19:02	Straylight	45.000	172	Gam Gru	3.0030	13100.	90	43360	No
70	GOM_NL__2PRFIN20100616_052055_000000422090_00220_43360_4893.N1	16-JUN-2010 05:20:55	Straylight	42.000	45	Alp Pav	1.9400	26000.	84	43360	No
71	GOM_NL__2PRFIN20100616_053034_000000482090_00220_43360_4894.N1	16-JUN-2010 05:30:34	Tw_i_and_stray	48.000	38	20Eps Sgr	1.8360	11000.	96	43360	No
72	GOM_NL__2PRFIN20100616_053204_000000502090_00220_43360_4895.N1	16-JUN-2010 05:32:04	Tw_i_and_stray	50.000	116	19Del Sgr	2.7000	4100.0	100	43360	No
73	GOM_NL__2PRFIN20100616_053722_000000402090_00220_43360_4896.N1	16-JUN-2010 05:37:22	Bright	40.000	86	35Eta Oph	2.4300	10200.	80	43360	No
74	GOM_NL__2PRFIN20100616_054355_000000452090_00220_43360_4897.N1	16-JUN-2010 05:43:55	Bright	45.000	126	60Bet Oph	2.7700	4250.0	90	43360	No
75	GOM_NL__2PRFIN20100616_054625_000000442090_00220_43360_4898.N1	16-JUN-2010 05:46:25	Bright	43.500	59	55Alp Oph	2.0800	8900.0	87	43360	No
76	GOM_NL__2PRFIN20100616_054825_000000362090_00220_43360_4899.N1	16-JUN-2010 05:48:25	Bright	36.000	127	27Bet Her	2.7810	4700.0	72	43360	No
77	GOM_NL__2PRFIN20100616_055126_000000382090_00220_43360_4900.N1	16-JUN-2010 05:51:26	Bright	38.000	133	40Zet Her	2.8070	6000.0	76	43360	No
78	GOM_NL__2PRFIN20100616_055815_000000502090_00220_43360_4901.N1	16-JUN-2010 05:58:15	Bright	50.000	130	23Bet Dra	2.7990	5800.0	100	43360	No
79	GOM_NL__2PRFIN20100616_060839_000000482090_00220_43360_4902.N1	16-JUN-2010 06:08:39	Bright	48.000	89	5Alp Cep	2.4510	8000.0	96	43360	No
80	GOM_NL__2PRFIN20100616_061505_000000442090_00220_43360_4903.N1	16-JUN-2010 06:15:05	Bright	43.500	74	11Bet Cas	2.2680	6600.0	87	43360	No
81	GOM_NL__2PRFIN20100616_061628_000000442090_00220_43360_4904.N1	16-JUN-2010 06:16:28	Bright	43.500	68	18Alp Cas	2.2250	4500.0	87	43360	No
82	GOM_NL__2PRFIN20100616_062137_000000422090_00220_43360_4905.N1	16-JUN-2010 06:21:37	Bright	41.500	73	57Gam1And	2.2600	13100.	83	43360	No
83	GOM_NL__2PRFIN20100616_062359_000000542090_00220_43360_4906.N1	16-JUN-2010 06:23:59	Tw_i_and_stray	53.500	53	43Bet And	2.0480	3300.0	107	43360	No
84	GOM_NL__2PRFIN20100616_062729_000000502090_00220_43360_4907.N1	16-JUN-2010 06:27:29	Twilight	49.500	50	13Alp Ari	2.0070	4250.0	99	43360	No
85	GOM_NL__2PRFIN20100616_064314_000000552090_00220_43360_4908.N1	16-JUN-2010 06:43:14	Dark	54.500	52	16Bet Cet	2.0370	4500.0	109	43360	No
86	GOM_NL__2PRFIN20100616_064926_000000462090_00220_43360_4909.N1	16-JUN-2010 06:49:26	Dark	45.500	84	Alp Phe	2.3970	4500.0	91	43360	No
87	GOM_NL__2PRFIN20100616_065539_000000632090_00221_43361_4918.N1	16-JUN-2010 06:55:39	Dark	62.500	63	Bet Gru	2.1500	2800.0	125	43361	No
88	GOM_NL__2PRFIN20100616_065743_000000522090_00221_43361_4919.N1	16-JUN-2010 06:57:43	Dark	51.500	31	Alp Gru	1.7340	15200.	103	43361	No
89	GOM_NL__2PRFIN20100616_065939_000000452090_00221_43361_4920.N1	16-JUN-2010 06:59:39	Straylight	45.000	172	Gam Gru	3.0030	13100.	90	43361	No
90	GOM_NL__2PRFIN20100616_070132_000000442090_00221_43361_4921.N1	16-JUN-2010 07:01:32	Straylight	44.000	45	Alp Pav	1.9400	26000.	88	43361	No
91	GOM_NL__2PRFIN20100616_071110_000000492090_00221_43361_4922.N1	16-JUN-2010 07:11:10	Tw_i_and_stray	48.500	38	20Eps Sgr	1.8360	11000.	97	43361	No
92	GOM_NL__2PRFIN20100616_071240_000000512090_00221_43361_4923.N1	16-JUN-2010 07:12:40	Tw_i_and_stray	50.500	116	19Del Sgr	2.7000	4100.0	101	43361	No
93	GOM_NL__2PRFIN20100616_071758_000000402090_00221_43361_4924.N1	16-JUN-2010 07:17:58	Bright	39.500	86	35Eta Oph	2.4300	10200.	79	43361	No
94	GOM_NL__2PRFIN20100616_072430_000000442090_00221_43361_4925.N1	16-JUN-2010 07:24:30	Bright	44.000	126	60Bet Oph	2.7700	4250.0	88	43361	No
95	GOM_NL__2PRFIN20100616_072701_000000432090_00221_43361_4926.N1	16-JUN-2010 07:27:01	Bright	42.500	59	55Alp Oph	2.0800	8900.0	85	43361	No
96	GOM_NL__2PRFIN20100616_072900_000000372090_00221_43361_4927.N1	16-JUN-2010 07:29:00	Bright	37.000	127	27Bet Her	2.7810	4700.0	74	43361	No
97	GOM_NL__2PRFIN20100616_073202_000000382090_00221_43361_4928.N1	16-JUN-2010 07:32:02	Bright	37.500	133	40Zet Her	2.8070	6000.0	75	43361	No
98	GOM_NL__2PRFIN20100616_073850_000000422090_00221_43361_4929.N1	16-JUN-2010 07:38:50	Bright	42.000	130	23Bet Dra	2.7990	5800.0	84	43361	No
99	GOM_NL__2PRFIN20100616_074914_000000472090_00221_43361_4930.N1	16-JUN-2010 07:49:14	Bright	47.000	89	5Alp Cep	2.4510	8000.0	94	43361	No
100	GOM_NL__2PRFIN20100616_075541_000000412090_00221_43361_4931.N1	16-JUN-2010 07:55:41	Bright	40.500	74	11Bet Cas	2.2680	6600.0	81	43361	No
101	GOM_NL__2PRFIN20100616_075704_000000442090_00221_43361_4932.N1	16-JUN-2010 07:57:04	Bright	43.500	68	18Alp Cas	2.2250	4500.0	87	43361	No

102	GOM_NL__2PRFIN20100616_080214_000000392090_00221_43361_4933.N1	16-JUN-2010 08:02:14	Bright	39.000	73	57Gam1And	2.2600	13100.	78	43361	No
103	GOM_NL__2PRFIN20100616_080435_000000542090_00221_43361_4934.N1	16-JUN-2010 08:04:35	Twilight	53.500	53	43Bet And	2.0480	3300.0	107	43361	No
104	GOM_NL__2PRFIN20100616_080805_000000492090_00221_43361_4935.N1	16-JUN-2010 08:08:05	Twilight	49.000	50	13Alp Ari	2.0070	4250.0	98	43361	No
105	GOM_NL__2PRFIN20100616_082350_000000612090_00221_43361_4936.N1	16-JUN-2010 08:23:50	Dark	60.500	52	16Bet Cet	2.0370	4500.0	121	43361	No
106	GOM_NL__2PRFIN20100616_083002_000000492090_00221_43361_4937.N1	16-JUN-2010 08:30:02	Dark	48.500	84	Alp Phe	2.3970	4500.0	97	43361	No
107	GOM_NL__2PRFIN20100616_083617_000000652090_00222_43362_4926.N1	16-JUN-2010 08:36:17	Dark	65.000	63	Bet Gru	2.1500	2800.0	130	43362	No
108	GOM_NL__2PRFIN20100616_083820_000000482090_00222_43362_4927.N1	16-JUN-2010 08:38:20	Dark	48.000	31	Alp Gru	1.7340	15200.	96	43362	No
109	GOM_NL__2PRFIN20100616_084017_000000442090_00222_43362_4928.N1	16-JUN-2010 08:40:17	Straylight	44.000	172	Gam Gru	3.0030	13100.	88	43362	No
110	GOM_NL__2PRFIN20100616_084208_000000442090_00222_43362_4929.N1	16-JUN-2010 08:42:08	Straylight	44.000	45	Alp Pav	1.9400	26000.	88	43362	No
111	GOM_NL__2PRFIN20100616_085147_000000462090_00222_43362_4930.N1	16-JUN-2010 08:51:47	Twilight	46.000	38	20Eps Sgr	1.8360	11000.	92	43362	No
112	GOM_NL__2PRFIN20100616_085316_000000532090_00222_43362_4931.N1	16-JUN-2010 08:53:16	Twilight	53.000	116	19Del Sgr	2.7000	4100.0	106	43362	No
113	GOM_NL__2PRFIN20100616_085834_000000402090_00222_43362_4932.N1	16-JUN-2010 08:58:34	Bright	39.500	86	35Eta Oph	2.4300	10200.	79	43362	No
114	GOM_NL__2PRFIN20100616_090506_000000432090_00222_43362_4933.N1	16-JUN-2010 09:05:06	Bright	43.000	126	60Bet Oph	2.7700	4250.0	86	43362	No
115	GOM_NL__2PRFIN20100616_090737_000000432090_00222_43362_4934.N1	16-JUN-2010 09:07:37	Bright	43.000	59	55Alp Oph	2.0800	8900.0	86	43362	No
116	GOM_NL__2PRFIN20100616_090936_000000382090_00222_43362_4935.N1	16-JUN-2010 09:09:36	Bright	37.500	127	27Bet Her	2.7810	4700.0	75	43362	No
117	GOM_NL__2PRFIN20100616_091238_000000402090_00222_43362_4936.N1	16-JUN-2010 09:12:38	Bright	39.500	133	40Zet Her	2.8070	6000.0	79	43362	No
118	GOM_NL__2PRFIN20100616_091926_000000412090_00222_43362_4937.N1	16-JUN-2010 09:19:26	Bright	41.000	130	23Bet Dra	2.7990	5800.0	82	43362	No
119	GOM_NL__2PRFIN20100616_092949_000000482090_00222_43362_4938.N1	16-JUN-2010 09:29:49	Bright	48.000	89	5Alp Cep	2.4510	8000.0	96	43362	No
120	GOM_NL__2PRFIN20100616_093616_000000462090_00222_43362_4939.N1	16-JUN-2010 09:36:16	Bright	45.500	74	11Bet Cas	2.2680	6600.0	91	43362	No
121	GOM_NL__2PRFIN20100616_093739_000000452090_00222_43362_4940.N1	16-JUN-2010 09:37:39	Bright	44.500	68	18Alp Cas	2.2250	4500.0	89	43362	No
122	GOM_NL__2PRFIN20100616_094249_000000422090_00222_43362_4941.N1	16-JUN-2010 09:42:49	Bright	41.500	73	57Gam1And	2.2600	13100.	83	43362	No
123	GOM_NL__2PRFIN20100616_094511_000000542090_00222_43362_4942.N1	16-JUN-2010 09:45:11	Twilight	53.500	53	43Bet And	2.0480	3300.0	107	43362	No
124	GOM_NL__2PRFIN20100616_094841_000000492090_00222_43362_4943.N1	16-JUN-2010 09:48:41	Twilight	48.500	50	13Alp Ari	2.0070	4250.0	97	43362	No
125	GOM_NL__2PRFIN20100616_100428_000000562090_00222_43362_4944.N1	16-JUN-2010 10:04:28	Dark	56.000	52	16Bet Cet	2.0370	4500.0	112	43362	No
126	GOM_NL__2PRFIN20100616_101039_000000502090_00222_43362_4945.N1	16-JUN-2010 10:10:39	Dark	50.000	84	Alp Phe	2.3970	4500.0	100	43362	No
127	GOM_NL__2PRFIN20100616_101654_000000522090_00223_43363_4934.N1	16-JUN-2010 10:16:54	Dark	52.000	63	Bet Gru	2.1500	2800.0	104	43363	No
128	GOM_NL__2PRFIN20100616_101857_000000502090_00223_43363_4935.N1	16-JUN-2010 10:18:57	Straylight	49.500	31	Alp Gru	1.7340	15200.	99	43363	No
129	GOM_NL__2PRFIN20100616_102053_000000442090_00223_43363_4936.N1	16-JUN-2010 10:20:53	Straylight	44.000	172	Gam Gru	3.0030	13100.	88	43363	No
130	GOM_NL__2PRFIN20100616_102245_000000422090_00223_43363_4937.N1	16-JUN-2010 10:22:45	Straylight	41.500	45	Alp Pav	1.9400	26000.	83	43363	No
131	GOM_NL__2PRFIN20100616_103223_000000492090_00223_43363_4938.N1	16-JUN-2010 10:32:23	Twilight	48.500	38	20Eps Sgr	1.8360	11000.	97	43363	No
132	GOM_NL__2PRFIN20100616_103353_000000502090_00223_43363_4939.N1	16-JUN-2010 10:33:53	Twilight	50.000	116	19Del Sgr	2.7000	4100.0	100	43363	No
133	GOM_NL__2PRFIN20100616_103910_000000382090_00223_43363_4940.N1	16-JUN-2010 10:39:10	Bright	38.000	86	35Eta Oph	2.4300	10200.	76	43363	No
134	GOM_NL__2PRFIN20100616_104542_000000432090_00223_43363_4941.N1	16-JUN-2010 10:45:42	Bright	43.000	126	60Bet Oph	2.7700	4250.0	86	43363	No
135	GOM_NL__2PRFIN20100616_104812_000000422090_00223_43363_4942.N1	16-JUN-2010 10:48:12	Bright	41.500	59	55Alp Oph	2.0800	8900.0	83	43363	No
136	GOM_NL__2PRFIN20100616_105012_000000362090_00223_43363_4943.N1	16-JUN-2010 10:50:12	Bright	36.000	127	27Bet Her	2.7810	4700.0	72	43363	No
137	GOM_NL__2PRFIN20100616_105313_000000402090_00223_43363_4944.N1	16-JUN-2010 10:53:13	Bright	39.500	133	40Zet Her	2.8070	6000.0	79	43363	No
138	GOM_NL__2PRFIN20100616_110001_000000422090_00223_43363_4945.N1	16-JUN-2010 11:00:01	Bright	42.000	130	23Bet Dra	2.7990	5800.0	84	43363	No
139	GOM_NL__2PRFIN20100616_111024_000000502090_00223_43363_4946.N1	16-JUN-2010 11:10:24	Bright	49.500	89	5Alp Cep	2.4510	8000.0	99	43363	No
140	GOM_NL__2PRFIN20100616_111652_000000472090_00223_43363_4947.N1	16-JUN-2010 11:16:52	Bright	46.500	74	11Bet Cas	2.2680	6600.0	93	43363	No
141	GOM_NL__2PRFIN20100616_111815_000000422090_00223_43363_4948.N1	16-JUN-2010 11:18:15	Bright	41.500	68	18Alp Cas	2.2250	4500.0	83	43363	No
142	GOM_NL__2PRFIN20100616_112325_000000412090_00223_43363_4949.N1	16-JUN-2010 11:23:25	Bright	41.000	73	57Gam1And	2.2600	13100.	82	43363	No
143	GOM_NL__2PRFIN20100616_112547_000000532090_00223_43363_4950.N1	16-JUN-2010 11:25:47	Twilight	53.000	53	43Bet And	2.0480	3300.0	106	43363	No
144	GOM_NL__2PRFIN20100616_112917_000000502090_00223_43363_4951.N1	16-JUN-2010 11:29:17	Twilight	50.000	50	13Alp Ari	2.0070	4250.0	100	43363	No
145	GOM_NL__2PRFIN20100616_114505_000000572090_00223_43363_4952.N1	16-JUN-2010 11:45:05	Dark	56.500	52	16Bet Cet	2.0370	4500.0	113	43363	No
146	GOM_NL__2PRFIN20100616_115116_000000452090_00223_43363_4953.N1	16-JUN-2010 11:51:16	Dark	45.000	84	Alp Phe	2.3970	4500.0	90	43363	No
147	GOM_NL__2PRFIN20100616_115731_000000582090_00224_43364_4942.N1	16-JUN-2010 11:57:31	Dark	57.500	63	Bet Gru	2.1500	2800.0	115	43364	No
148	GOM_NL__2PRFIN20100616_115933_000000502090_00224_43364_4943.N1	16-JUN-2010 11:59:33	Straylight	49.500	31	Alp Gru	1.7340	15200.	99	43364	No
149	GOM_NL__2PRFIN20100616_120130_000000432090_00224_43364_4944.N1	16-JUN-2010 12:01:30	Straylight	43.000	172	Gam Gru	3.0030	13100.	86	43364	No
150	GOM_NL__2PRFIN20100616_120321_000000442090_00224_43364_4945.N1	16-JUN-2010 12:03:21	Straylight	44.000	45	Alp Pav	1.9400	26000.	88	43364	No
151	GOM_NL__2PRFIN20100616_121259_000000452090_00224_43364_4946.N1	16-JUN-2010 12:12:59	Twilight	44.500	38	20Eps Sgr	1.8360	11000.	89	43364	No
152	GOM_NL__2PRFIN20100616_121429_000000492090_00224_43364_4947.N1	16-JUN-2010 12:14:29	Twilight	49.000	116	19Del Sgr	2.7000	4100.0	98	43364	No
153	GOM_NL__2PRFIN20100616_121946_000000392090_00224_43364_4948.N1	16-JUN-2010 12:19:46	Bright	39.000	86	35Eta Oph	2.4300	10200.	78	43364	No
154	GOM_NL__2PRFIN20100616_122617_000000442090_00224_43364_4949.N1	16-JUN-2010 12:26:17	Bright	44.000	126	60Bet Oph	2.7700	4250.0	88	43364	No
155	GOM_NL__2PRFIN20100616_122848_000000442090_00224_43364_4950.N1	16-JUN-2010 12:28:48	Bright	43.500	59	55Alp Oph	2.0800	8900.0	87	43364	No
156	GOM_NL__2PRFIN20100616_123048_000000542090_00224_43364_4951.N1	16-JUN-2010 12:30:48	Bright	54.000	127	27Bet Her	2.7810	4700.0	108	43364	No
157	GOM_NL__2PRFIN20100616_123349_000000372090_00224_43364_4952.N1	16-JUN-2010 12:33:49	Bright	37.000	133	40Zet Her	2.8070	6000.0	74	43364	No
158	GOM_NL__2PRFIN20100616_124037_000000422090_00224_43364_4953.N1	16-JUN-2010 12:40:37	Bright	41.500	130	23Bet Dra	2.7990	5800.0	83	43364	No
159	GOM_NL__2PRFIN20100616_125100_000000482090_00224_43364_4954.N1	16-JUN-2010 12:51:00	Bright	47.500	89	5Alp Cep	2.4510	8000.0	95	43364	No
160	GOM_NL__2PRFIN20100616_125727_000000472090_00224_43364_4955.N1	16-JUN-2010 12:57:27	Bright	46.500	74	11Bet Cas	2.2680	6600.0	93	43364	No

161	GOM_NL__2PRFIN20100616_125851_000000442090_00224_43364_4956.N1	16-JUN-2010 12:58:51	Bright	44.000	68	18Alp Cas	2.2250	4500.0	88	43364	No
162	GOM_NL__2PRFIN20100616_130401_000000422090_00224_43364_4957.N1	16-JUN-2010 13:04:01	Bright	41.500	73	57Gam1And	2.2600	13100.	83	43364	No
163	GOM_NL__2PRFIN20100616_130623_000000612090_00224_43364_4958.N1	16-JUN-2010 13:06:23	Twilight	60.500	53	43Bet And	2.0480	3300.0	121	43364	No
164	GOM_NL__2PRFIN20100616_130953_000000532090_00224_43364_4959.N1	16-JUN-2010 13:09:53	Twilight	53.000	50	13Alp Ari	2.0070	4250.0	106	43364	No
165	GOM_NL__2PRFIN20100616_132542_000000572090_00224_43364_4960.N1	16-JUN-2010 13:25:42	Dark	56.500	52	16Bet Cet	2.0370	4500.0	113	43364	No
166	GOM_NL__2PRFIN20100616_133153_000000482090_00224_43364_4961.N1	16-JUN-2010 13:31:53	Dark	48.000	84	Alp Phe	2.3970	4500.0	96	43364	No
167	GOM_NL__2PRFIN20100616_133807_000000532090_00225_43365_4953.N1	16-JUN-2010 13:38:07	Dark	53.000	63	Bet Gru	2.1500	2800.0	106	43365	No
168	GOM_NL__2PRFIN20100616_134011_000000482090_00225_43365_4954.N1	16-JUN-2010 13:40:11	Straylight	48.000	31	Alp Gru	1.7340	15200.	96	43365	No
169	GOM_NL__2PRFIN20100616_134208_000000432090_00225_43365_4955.N1	16-JUN-2010 13:42:08	Straylight	43.000	172	Gam Gru	3.0030	13100.	86	43365	No
170	GOM_NL__2PRFIN20100616_134358_000000432090_00225_43365_4956.N1	16-JUN-2010 13:43:58	Straylight	42.500	45	Alp Pav	1.9400	26000.	85	43365	No
171	GOM_NL__2PRFIN20100616_135335_000000462090_00225_43365_4957.N1	16-JUN-2010 13:53:35	Twilight	46.000	38	20Eps Sgr	1.8360	11000.	92	43365	No
172	GOM_NL__2PRFIN20100616_135505_000000502090_00225_43365_4958.N1	16-JUN-2010 13:55:05	Twilight	50.000	116	19Del Sgr	2.7000	4100.0	100	43365	No
173	GOM_NL__2PRFIN20100616_140022_000000392090_00225_43365_4959.N1	16-JUN-2010 14:00:22	Bright	39.000	86	35Eta Oph	2.4300	10200.	78	43365	No
174	GOM_NL__2PRFIN20100616_140653_000000442090_00225_43365_4960.N1	16-JUN-2010 14:06:53	Bright	43.500	126	60Bet Oph	2.7700	4250.0	87	43365	No
175	GOM_NL__2PRFIN20100616_140923_000000422090_00225_43365_4961.N1	16-JUN-2010 14:09:23	Bright	42.000	59	55Alp Oph	2.0800	8900.0	84	43365	No
176	GOM_NL__2PRFIN20100616_141124_000000382090_00225_43365_4962.N1	16-JUN-2010 14:11:24	Bright	37.500	127	27Bet Her	2.7810	4700.0	75	43365	No
177	GOM_NL__2PRFIN20100616_141425_000000382090_00225_43365_4963.N1	16-JUN-2010 14:14:25	Bright	38.000	133	40Zet Her	2.8070	6000.0	76	43365	No
178	GOM_NL__2PRFIN20100616_142112_000000432090_00225_43365_4964.N1	16-JUN-2010 14:21:12	Bright	42.500	130	23Bet Dra	2.7990	5800.0	85	43365	No
179	GOM_NL__2PRFIN20100616_143135_000000482090_00225_43365_4965.N1	16-JUN-2010 14:31:35	Bright	48.000	89	5Alp Cep	2.4510	8000.0	96	43365	No
180	GOM_NL__2PRFIN20100616_143803_000000452090_00225_43365_4966.N1	16-JUN-2010 14:38:03	Bright	45.000	74	11Bet Cas	2.2680	6600.0	90	43365	No
181	GOM_NL__2PRFIN20100616_143926_000000452090_00225_43365_4967.N1	16-JUN-2010 14:39:26	Bright	44.500	68	18Alp Cas	2.2250	4500.0	89	43365	No
182	GOM_NL__2PRFIN20100616_144437_000000422090_00225_43365_4968.N1	16-JUN-2010 14:44:37	Bright	41.500	73	57Gam1And	2.2600	13100.	83	43365	No
183	GOM_NL__2PRFIN20100616_144659_000000542090_00225_43365_4969.N1	16-JUN-2010 14:46:59	Twilight	54.000	53	43Bet And	2.0480	3300.0	108	43365	No
184	GOM_NL__2PRFIN20100616_145030_000000462090_00225_43365_4970.N1	16-JUN-2010 14:50:30	Twilight	45.500	50	13Alp Ari	2.0070	4250.0	91	43365	No
185	GOM_NL__2PRFIN20100616_150618_000000612090_00225_43365_4971.N1	16-JUN-2010 15:06:18	Dark	61.000	52	16Bet Cet	2.0370	4500.0	122	43365	No
186	GOM_NL__2PRFIN20100616_151229_000000502090_00225_43365_4972.N1	16-JUN-2010 15:12:29	Dark	50.000	84	Alp Phe	2.3970	4500.0	100	43365	No
187	GOM_NL__2PRFIN20100616_151844_000000522090_00226_43366_4961.N1	16-JUN-2010 15:18:44	Dark	51.500	63	Bet Gru	2.1500	2800.0	103	43366	No
188	GOM_NL__2PRFIN20100616_152047_000000482090_00226_43366_4962.N1	16-JUN-2010 15:20:47	Straylight	48.000	31	Alp Gru	1.7340	15200.	96	43366	No
189	GOM_NL__2PRFIN20100616_152245_000000432090_00226_43366_4963.N1	16-JUN-2010 15:22:45	Straylight	43.000	172	Gam Gru	3.0030	13100.	86	43366	No
190	GOM_NL__2PRFIN20100616_152434_000000432090_00226_43366_4964.N1	16-JUN-2010 15:24:34	Straylight	43.000	45	Alp Pav	1.9400	26000.	86	43366	No
191	GOM_NL__2PRFIN20100616_153411_000000462090_00226_43366_4965.N1	16-JUN-2010 15:34:11	Twilight	45.500	38	20Eps Sgr	1.8360	11000.	91	43366	No
192	GOM_NL__2PRFIN20100616_153541_000000502090_00226_43366_4966.N1	16-JUN-2010 15:35:41	Twilight	50.000	116	19Del Sgr	2.7000	4100.0	100	43366	No
193	GOM_NL__2PRFIN20100616_154058_000000402090_00226_43366_4967.N1	16-JUN-2010 15:40:58	Bright	39.500	86	35Eta Oph	2.4300	10200.	79	43366	No
194	GOM_NL__2PRFIN20100616_154729_000000442090_00226_43366_4968.N1	16-JUN-2010 15:47:29	Bright	43.500	126	60Bet Oph	2.7700	4250.0	87	43366	No
195	GOM_NL__2PRFIN20100616_154959_000000432090_00226_43366_4969.N1	16-JUN-2010 15:49:59	Bright	43.000	59	55Alp Oph	2.0800	8900.0	86	43366	No
196	GOM_NL__2PRFIN20100616_155159_000000372090_00226_43366_4970.N1	16-JUN-2010 15:51:59	Bright	36.500	127	27Bet Her	2.7810	4700.0	73	43366	No
197	GOM_NL__2PRFIN20100616_155501_000000392090_00226_43366_4971.N1	16-JUN-2010 15:55:01	Bright	39.000	133	40Zet Her	2.8070	6000.0	78	43366	No
198	GOM_NL__2PRFIN20100616_160148_000000432090_00226_43366_4972.N1	16-JUN-2010 16:01:48	Bright	43.000	130	23Bet Dra	2.7990	5800.0	86	43366	No
199	GOM_NL__2PRFIN20100616_161210_000000492090_00226_43366_4973.N1	16-JUN-2010 16:12:10	Bright	48.500	89	5Alp Cep	2.4510	8000.0	97	43366	No
200	GOM_NL__2PRFIN20100616_161838_000000642090_00226_43366_4974.N1	16-JUN-2010 16:18:38	Bright	64.000	74	11Bet Cas	2.2680	6600.0	128	43366	No
201	GOM_NL__2PRFIN20100616_162002_000000422090_00226_43366_4975.N1	16-JUN-2010 16:20:02	Bright	41.500	68	18Alp Cas	2.2250	4500.0	83	43366	No
202	GOM_NL__2PRFIN20100616_162513_000000422090_00226_43366_4976.N1	16-JUN-2010 16:25:13	Bright	41.500	73	57Gam1And	2.2600	13100.	83	43366	No
203	GOM_NL__2PRFIN20100616_162735_000000602090_00226_43366_4977.N1	16-JUN-2010 16:27:35	Twilight	60.000	53	43Bet And	2.0480	3300.0	120	43366	No
204	GOM_NL__2PRFIN20100616_163106_000000472090_00226_43366_4978.N1	16-JUN-2010 16:31:06	Twilight	47.000	50	13Alp Ari	2.0070	4250.0	94	43366	No
205	GOM_NL__2PRFIN20100616_164656_000000572090_00226_43366_4979.N1	16-JUN-2010 16:46:56	Dark	57.000	52	16Bet Cet	2.0370	4500.0	114	43366	No
206	GOM_NL__2PRFIN20100616_165306_000000512090_00226_43366_4980.N1	16-JUN-2010 16:53:06	Dark	51.000	84	Alp Phe	2.3970	4500.0	102	43366	No
207	GOM_NL__2PRFIN20100616_165921_000000522090_00227_43367_4969.N1	16-JUN-2010 16:59:21	Dark	52.000	63	Bet Gru	2.1500	2800.0	104	43367	No
208	GOM_NL__2PRFIN20100616_170124_000000462090_00227_43367_4970.N1	16-JUN-2010 17:01:24	Straylight	45.500	31	Alp Gru	1.7340	15200.	91	43367	No
209	GOM_NL__2PRFIN20100616_170323_000000432090_00227_43367_4971.N1	16-JUN-2010 17:03:23	Straylight	43.000	172	Gam Gru	3.0030	13100.	86	43367	No
210	GOM_NL__2PRFIN20100616_170511_000000442090_00227_43367_4972.N1	16-JUN-2010 17:05:11	Straylight	43.500	45	Alp Pav	1.9400	26000.	87	43367	No
211	GOM_NL__2PRFIN20100616_171448_000000462090_00227_43367_4973.N1	16-JUN-2010 17:14:48	Twilight	46.000	38	20Eps Sgr	1.8360	11000.	92	43367	No
212	GOM_NL__2PRFIN20100616_171618_000000502090_00227_43367_4974.N1	16-JUN-2010 17:16:18	Twilight	49.500	116	19Del Sgr	2.7000	4100.0	99	43367	No
213	GOM_NL__2PRFIN20100616_172134_000000402090_00227_43367_4975.N1	16-JUN-2010 17:21:34	Bright	39.500	86	35Eta Oph	2.4300	10200.	79	43367	No
214	GOM_NL__2PRFIN20100616_172804_000000442090_00227_43367_4976.N1	16-JUN-2010 17:28:04	Bright	44.000	126	60Bet Oph	2.7700	4250.0	88	43367	No
215	GOM_NL__2PRFIN20100616_173035_000000452090_00227_43367_4977.N1	16-JUN-2010 17:30:35	Bright	45.000	59	55Alp Oph	2.0800	8900.0	90	43367	No
216	GOM_NL__2PRFIN20100616_173235_000000382090_00227_43367_4978.N1	16-JUN-2010 17:32:35	Bright	38.000	127	27Bet Her	2.7810	4700.0	76	43367	No
217	GOM_NL__2PRFIN20100616_173537_000000392090_00227_43367_4979.N1	16-JUN-2010 17:35:37	Bright	38.500	133	40Zet Her	2.8070	6000.0	77	43367	No
218	GOM_NL__2PRFIN20100616_174224_000000422090_00227_43367_4980.N1	16-JUN-2010 17:42:24	Bright	42.000	130	23Bet Dra	2.7990	5800.0	84	43367	No
219	GOM_NL__2PRFIN20100616_175245_000000492090_00227_43367_4981.N1	16-JUN-2010 17:52:45	Bright	48.500	89	5Alp Cep	2.4510	8000.0	97	43367	No

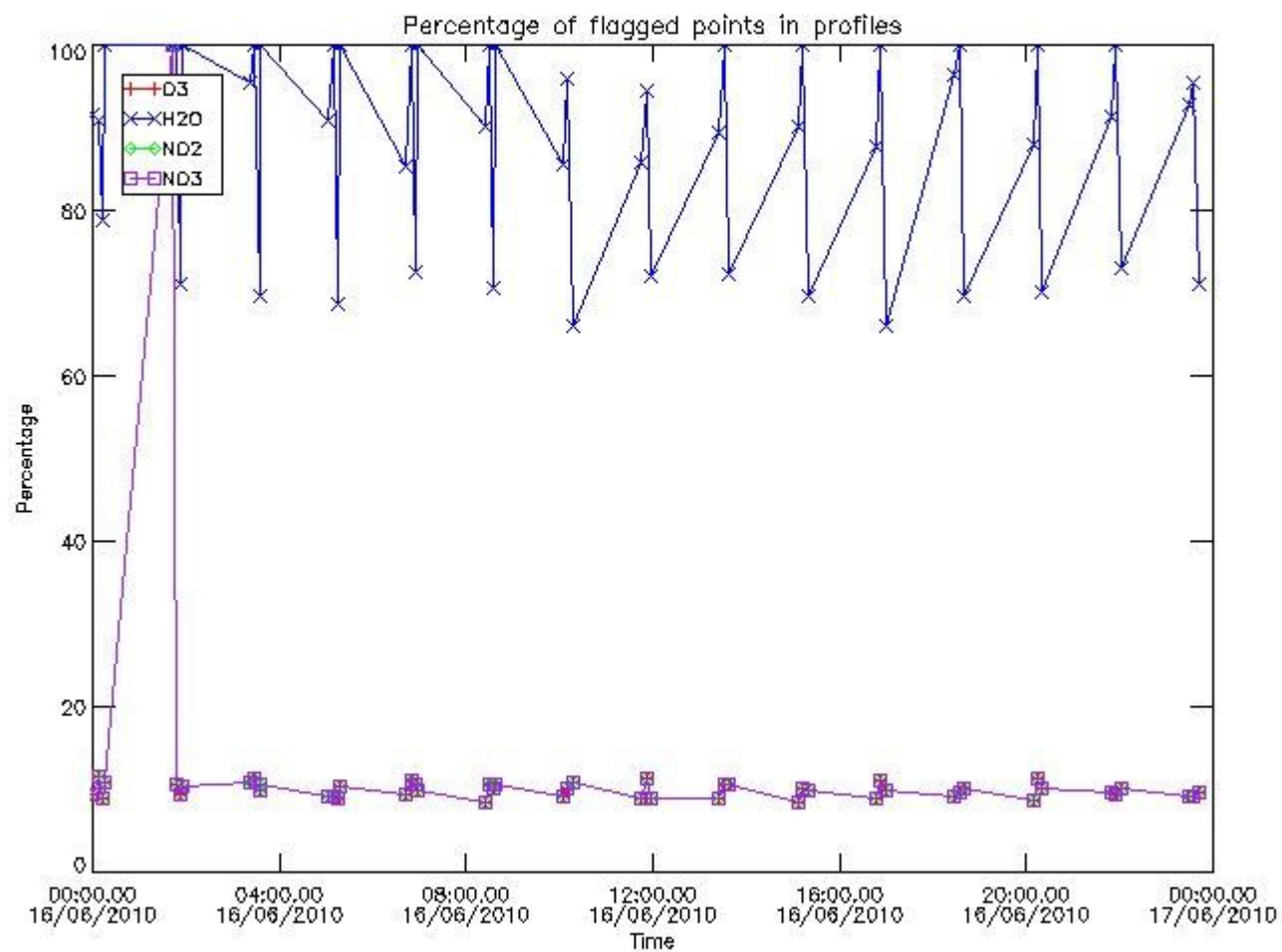
220	GOM_NL__2PRFIN20100616_175914_000000422090_00227_43367_4982.N1	16-JUN-2010 17:59:14	Bright	42.000	74	11Bet Cas	2.2680	6600.0	84	43367	No
221	GOM_NL__2PRFIN20100616_180038_000000632090_00227_43367_4983.N1	16-JUN-2010 18:00:38	Bright	63.000	68	18Alp Cas	2.2250	4500.0	126	43367	No
222	GOM_NL__2PRFIN20100616_180549_000000412090_00227_43367_4984.N1	16-JUN-2010 18:05:49	Bright	41.000	73	57Gam1And	2.2600	13100.	82	43367	No
223	GOM_NL__2PRFIN20100616_180811_000000612090_00227_43367_4985.N1	16-JUN-2010 18:08:11	Twilight	60.500	53	43Bet And	2.0480	3300.0	121	43367	No
224	GOM_NL__2PRFIN20100616_181142_000000482090_00227_43367_4986.N1	16-JUN-2010 18:11:42	Twilight	47.500	50	13Alp Ari	2.0070	4250.0	95	43367	No
225	GOM_NL__2PRFIN20100616_182733_000000562090_00227_43367_4987.N1	16-JUN-2010 18:27:33	Dark	56.000	52	16Bet Cet	2.0370	4500.0	112	43367	No
226	GOM_NL__2PRFIN20100616_183343_000000532090_00227_43367_4988.N1	16-JUN-2010 18:33:43	Dark	53.000	84	Alp Phe	2.3970	4500.0	106	43367	No
227	GOM_NL__2PRFIN20100616_183958_000000502090_00228_43368_4977.N1	16-JUN-2010 18:39:58	Dark	50.000	63	Bet Gru	2.1500	2800.0	100	43368	No
228	GOM_NL__2PRFIN20100616_184202_000000472090_00228_43368_4978.N1	16-JUN-2010 18:42:02	Straylight	46.500	31	Alp Gru	1.7340	15200.	93	43368	No
229	GOM_NL__2PRFIN20100616_184400_000000422090_00228_43368_4979.N1	16-JUN-2010 18:44:00	Straylight	42.000	172	Gam Gru	3.0030	13100.	84	43368	No
230	GOM_NL__2PRFIN20100616_184547_000000422090_00228_43368_4980.N1	16-JUN-2010 18:45:47	Straylight	42.000	45	Alp Pav	1.9400	26000.	84	43368	No
231	GOM_NL__2PRFIN20100616_185524_000000472090_00228_43368_4981.N1	16-JUN-2010 18:55:24	Twilight	46.500	38	20Eps Sgr	1.8360	11000.	93	43368	No
232	GOM_NL__2PRFIN20100616_185654_000000492090_00228_43368_4982.N1	16-JUN-2010 18:56:54	Twilight	49.000	116	19Del Sgr	2.7000	4100.0	98	43368	No
233	GOM_NL__2PRFIN20100616_190210_000000402090_00228_43368_4983.N1	16-JUN-2010 19:02:10	Bright	40.000	86	35Eta Oph	2.4300	10200.	80	43368	No
234	GOM_NL__2PRFIN20100616_190840_000000432090_00228_43368_4984.N1	16-JUN-2010 19:08:40	Bright	43.000	126	60Bet Oph	2.7700	4250.0	86	43368	No
235	GOM_NL__2PRFIN20100616_191111_000000432090_00228_43368_4985.N1	16-JUN-2010 19:11:11	Bright	42.500	59	55Alp Oph	2.0800	8900.0	85	43368	No
236	GOM_NL__2PRFIN20100616_191311_000000362090_00228_43368_4986.N1	16-JUN-2010 19:13:11	Bright	36.000	127	27Bet Her	2.7810	4700.0	72	43368	No
237	GOM_NL__2PRFIN20100616_191613_000000392090_00228_43368_4987.N1	16-JUN-2010 19:16:13	Bright	38.500	133	40Zet Her	2.8070	6000.0	77	43368	No
238	GOM_NL__2PRFIN20100616_192259_000000432090_00228_43368_4988.N1	16-JUN-2010 19:22:59	Bright	42.500	130	23Bet Dra	2.7990	5800.0	85	43368	No
239	GOM_NL__2PRFIN20100616_193321_000000492090_00228_43368_4989.N1	16-JUN-2010 19:33:21	Bright	48.500	89	5Alp Cep	2.4510	8000.0	97	43368	No
240	GOM_NL__2PRFIN20100616_193950_000000442090_00228_43368_4990.N1	16-JUN-2010 19:39:50	Bright	43.500	74	11Bet Cas	2.2680	6600.0	87	43368	No
241	GOM_NL__2PRFIN20100616_194113_000000462090_00228_43368_4991.N1	16-JUN-2010 19:41:13	Bright	45.500	68	18Alp Cas	2.2250	4500.0	91	43368	No
242	GOM_NL__2PRFIN20100616_194625_000000422090_00228_43368_4992.N1	16-JUN-2010 19:46:25	Bright	42.000	73	57Gam1And	2.2600	13100.	84	43368	No
243	GOM_NL__2PRFIN20100616_194847_000000562090_00228_43368_4993.N1	16-JUN-2010 19:48:47	Twilight	55.500	53	43Bet And	2.0480	3300.0	111	43368	No
244	GOM_NL__2PRFIN20100616_195218_000000472090_00228_43368_4994.N1	16-JUN-2010 19:52:18	Twilight	47.000	50	13Alp Ari	2.0070	4250.0	94	43368	No
245	GOM_NL__2PRFIN20100616_200810_000000592090_00228_43368_4995.N1	16-JUN-2010 20:08:10	Dark	59.000	52	16Bet Cet	2.0370	4500.0	118	43368	No
246	GOM_NL__2PRFIN20100616_201420_000000452090_00228_43368_4996.N1	16-JUN-2010 20:14:20	Dark	45.000	84	Alp Phe	2.3970	4500.0	90	43368	No
247	GOM_NL__2PRFIN20100616_202035_000000512090_00229_43369_4985.N1	16-JUN-2010 20:20:35	Dark	50.500	63	Bet Gru	2.1500	2800.0	101	43369	No
248	GOM_NL__2PRFIN20100616_202238_000000522090_00229_43369_4986.N1	16-JUN-2010 20:22:38	Straylight	51.500	31	Alp Gru	1.7340	15200.	103	43369	No
249	GOM_NL__2PRFIN20100616_202437_000000422090_00229_43369_4987.N1	16-JUN-2010 20:24:37	Straylight	42.000	172	Gam Gru	3.0030	13100.	84	43369	No
250	GOM_NL__2PRFIN20100616_202624_000000422090_00229_43369_4988.N1	16-JUN-2010 20:26:24	Straylight	41.500	45	Alp Pav	1.9400	26000.	83	43369	No
251	GOM_NL__2PRFIN20100616_203601_000000472090_00229_43369_4989.N1	16-JUN-2010 20:36:01	Twilight	46.500	38	20Eps Sgr	1.8360	11000.	93	43369	No
252	GOM_NL__2PRFIN20100616_203730_000000512090_00229_43369_4990.N1	16-JUN-2010 20:37:30	Twilight	51.000	116	19Del Sgr	2.7000	4100.0	102	43369	No
253	GOM_NL__2PRFIN20100616_204246_000000402090_00229_43369_4991.N1	16-JUN-2010 20:42:46	Bright	39.500	86	35Eta Oph	2.4300	10200.	79	43369	No
254	GOM_NL__2PRFIN20100616_204916_000000442090_00229_43369_4992.N1	16-JUN-2010 20:49:16	Bright	43.500	126	60Bet Oph	2.7700	4250.0	87	43369	No
255	GOM_NL__2PRFIN20100616_205146_000000422090_00229_43369_4993.N1	16-JUN-2010 20:51:46	Bright	41.500	59	55Alp Oph	2.0800	8900.0	83	43369	No
256	GOM_NL__2PRFIN20100616_205347_000000382090_00229_43369_4994.N1	16-JUN-2010 20:53:47	Bright	37.500	127	27Bet Her	2.7810	4700.0	75	43369	No
257	GOM_NL__2PRFIN20100616_205648_000000402090_00229_43369_4995.N1	16-JUN-2010 20:56:48	Bright	39.500	133	40Zet Her	2.8070	6000.0	79	43369	No
258	GOM_NL__2PRFIN20100616_210335_000000442090_00229_43369_4996.N1	16-JUN-2010 21:03:35	Bright	43.500	130	23Bet Dra	2.7990	5800.0	87	43369	No
259	GOM_NL__2PRFIN20100616_211356_000000502090_00229_43369_4997.N1	16-JUN-2010 21:13:56	Bright	49.500	89	5Alp Cep	2.4510	8000.0	99	43369	No
260	GOM_NL__2PRFIN20100616_212025_000000432090_00229_43369_4998.N1	16-JUN-2010 21:20:25	Bright	42.500	74	11Bet Cas	2.2680	6600.0	85	43369	No
261	GOM_NL__2PRFIN20100616_212149_000000632090_00229_43369_4999.N1	16-JUN-2010 21:21:49	Bright	63.000	68	18Alp Cas	2.2250	4500.0	126	43369	No
262	GOM_NL__2PRFIN20100616_212701_000000412090_00229_43369_5000.N1	16-JUN-2010 21:27:01	Bright	41.000	73	57Gam1And	2.2600	13100.	82	43369	No
263	GOM_NL__2PRFIN20100616_212923_000000612090_00229_43369_5001.N1	16-JUN-2010 21:29:23	Twilight	60.500	53	43Bet And	2.0480	3300.0	121	43369	No
264	GOM_NL__2PRFIN20100616_213254_000000522090_00229_43369_5002.N1	16-JUN-2010 21:32:54	Twilight	52.000	50	13Alp Ari	2.0070	4250.0	104	43369	No
265	GOM_NL__2PRFIN20100616_214846_000000592090_00229_43369_5003.N1	16-JUN-2010 21:48:46	Dark	58.500	52	16Bet Cet	2.0370	4500.0	117	43369	No
266	GOM_NL__2PRFIN20100616_215456_000000542090_00229_43369_5004.N1	16-JUN-2010 21:54:56	Dark	54.000	84	Alp Phe	2.3970	4500.0	108	43369	No
267	GOM_NL__2PRFIN20100616_220112_000000512090_00230_43370_5002.N1	16-JUN-2010 22:01:12	Dark	50.500	63	Bet Gru	2.1500	2800.0	101	43370	No
268	GOM_NL__2PRFIN20100616_220315_000000492090_00230_43370_5003.N1	16-JUN-2010 22:03:15	Straylight	48.500	31	Alp Gru	1.7340	15200.	97	43370	No
269	GOM_NL__2PRFIN20100616_220514_000000412090_00230_43370_5004.N1	16-JUN-2010 22:05:14	Straylight	41.000	172	Gam Gru	3.0030	13100.	82	43370	No
270	GOM_NL__2PRFIN20100616_220700_000000432090_00230_43370_5005.N1	16-JUN-2010 22:07:00	Straylight	42.500	45	Alp Pav	1.9400	26000.	85	43370	No
271	GOM_NL__2PRFIN20100616_221637_000000472090_00230_43370_5006.N1	16-JUN-2010 22:16:37	Twilight	47.000	38	20Eps Sgr	1.8360	11000.	94	43370	No
272	GOM_NL__2PRFIN20100616_221806_000000512090_00230_43370_5007.N1	16-JUN-2010 22:18:06	Twilight	51.000	116	19Del Sgr	2.7000	4100.0	102	43370	No
273	GOM_NL__2PRFIN20100616_221925_000000502090_00230_43370_5008.N1	16-JUN-2010 22:19:25	Bright	50.000	137	22Lam Sgr	2.8240	4400.0	100	43370	No
274	GOM_NL__2PRFIN20100616_222322_000000392090_00230_43370_5009.N1	16-JUN-2010 22:23:22	Bright	39.000	86	35Eta Oph	2.4300	10200.	78	43370	No
275	GOM_NL__2PRFIN20100616_222952_000000432090_00230_43370_5010.N1	16-JUN-2010 22:29:52	Bright	43.000	126	60Bet Oph	2.7700	4250.0	86	43370	No
276	GOM_NL__2PRFIN20100616_223222_000000432090_00230_43370_5011.N1	16-JUN-2010 22:32:22	Bright	42.500	59	55Alp Oph	2.0800	8900.0	85	43370	No
277	GOM_NL__2PRFIN20100616_223423_000000382090_00230_43370_5012.N1	16-JUN-2010 22:34:23	Bright	38.000	127	27Bet Her	2.7810	4700.0	76	43370	No
278	GOM_NL__2PRFIN20100616_223724_000000402090_00230_43370_5013.N1	16-JUN-2010 22:37:24	Bright	40.000	133	40Zet Her	2.8070	6000.0	80	43370	No

279	GOM_NL__2PRFIN20100616_224410_000000412090_00230_43370_5014.N1	16-JUN-2010 22:44:10	Bright	40.500	130	23Bet Dra	2.7990	5800.0	81	43370	No
280	GOM_NL__2PRFIN20100616_225431_000000482090_00230_43370_5015.N1	16-JUN-2010 22:54:31	Bright	48.000	89	5Alp Cep	2.4510	8000.0	96	43370	No
281	GOM_NL__2PRFIN20100616_230101_000000452090_00230_43370_5016.N1	16-JUN-2010 23:01:01	Bright	44.500	74	11Bet Cas	2.2680	6600.0	89	43370	No
282	GOM_NL__2PRFIN20100616_230225_000000472090_00230_43370_5017.N1	16-JUN-2010 23:02:25	Bright	46.500	68	18Alp Cas	2.2250	4500.0	93	43370	No
283	GOM_NL__2PRFIN20100616_230737_000000412090_00230_43370_5018.N1	16-JUN-2010 23:07:37	Bright	41.000	73	57Gam1And	2.2600	13100.	82	43370	No
284	GOM_NL__2PRFIN20100616_230959_000000582090_00230_43370_5019.N1	16-JUN-2010 23:09:59	Twilight	57.500	53	43Bet And	2.0480	3300.0	115	43370	No
285	GOM_NL__2PRFIN20100616_231330_000000482090_00230_43370_5020.N1	16-JUN-2010 23:13:30	Twilight	47.500	50	13Alp Ari	2.0070	4250.0	95	43370	No
286	GOM_NL__2PRFIN20100616_232924_000000552090_00230_43370_5021.N1	16-JUN-2010 23:29:24	Dark	55.000	52	16Bet Cet	2.0370	4500.0	110	43370	No
287	GOM_NL__2PRFIN20100616_233533_000000562090_00230_43370_5022.N1	16-JUN-2010 23:35:33	Dark	56.000	84	Alp Phe	2.3970	4500.0	112	43370	No
288	GOM_NL__2PRFIN20100616_234149_000000532090_00231_43371_5039.N1	16-JUN-2010 23:41:49	Dark	52.500	63	Bet Gru	2.1500	2800.0	105	43371	No
289	GOM_NL__2PRFIN20100616_234352_000000482090_00231_43371_5040.N1	16-JUN-2010 23:43:52	Straylight	48.000	31	Alp Gru	1.7340	15200.	96	43371	No
290	GOM_NL__2PRFIN20100616_234551_000000412090_00231_43371_5041.N1	16-JUN-2010 23:45:51	Straylight	41.000	172	Gam Gru	3.0030	13100.	82	43371	No
291	GOM_NL__2PRFIN20100616_234737_000000432090_00231_43371_5042.N1	16-JUN-2010 23:47:37	Straylight	42.500	45	Alp Pav	1.9400	26000.	85	43371	No
292	GOM_NL__2PRFIN20100616_235713_000000462090_00231_43371_5043.N1	16-JUN-2010 23:57:13	Twilight	46.000	38	20Eps Sgr	1.8360	11000.	92	43371	No
293	GOM_NL__2PRFIN20100616_235843_000000492090_00231_43371_5044.N1	16-JUN-2010 23:58:43	Twilight	49.000	116	19Del Sgr	2.7000	4100.0	98	43371	No

3. Quality information per product

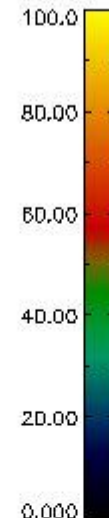
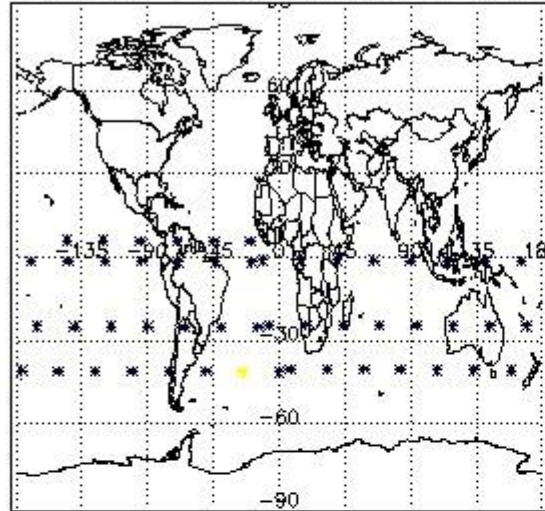
In this section it is plotted some information contained in the Quality Summary data set of the level 2 products. Only products in dark limb conditions and without errors (error flag in the MPH set to "0") are used.

3.1 Plot quality information per product (time dependant)

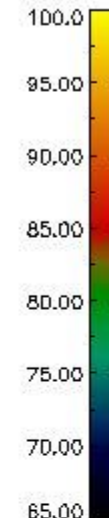
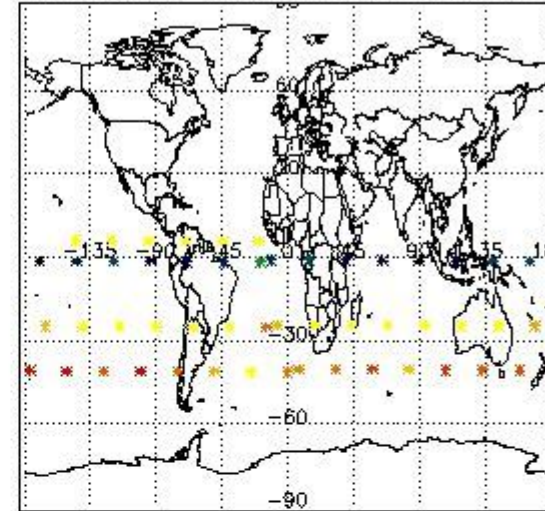


3.2 Plot quality information per product (world map)


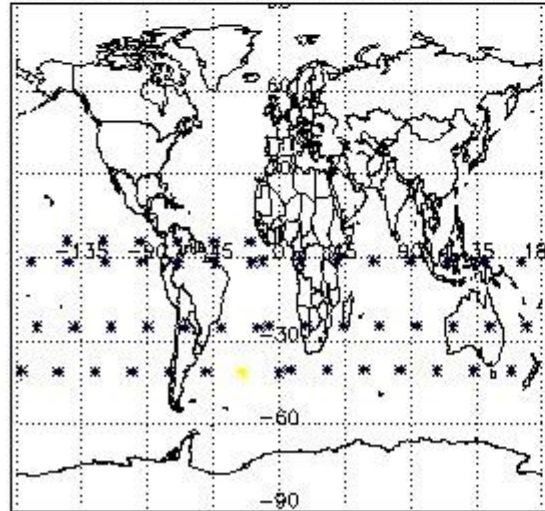
Percentage of flagged data per O3 profile



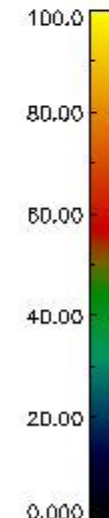
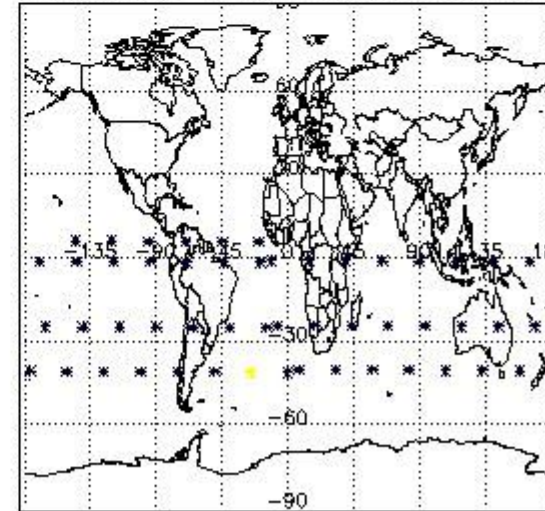
Percentage of flagged data per H2O profile



Percentage of flagged data per NO2 profile



Percentage of flagged data per NO3 profile

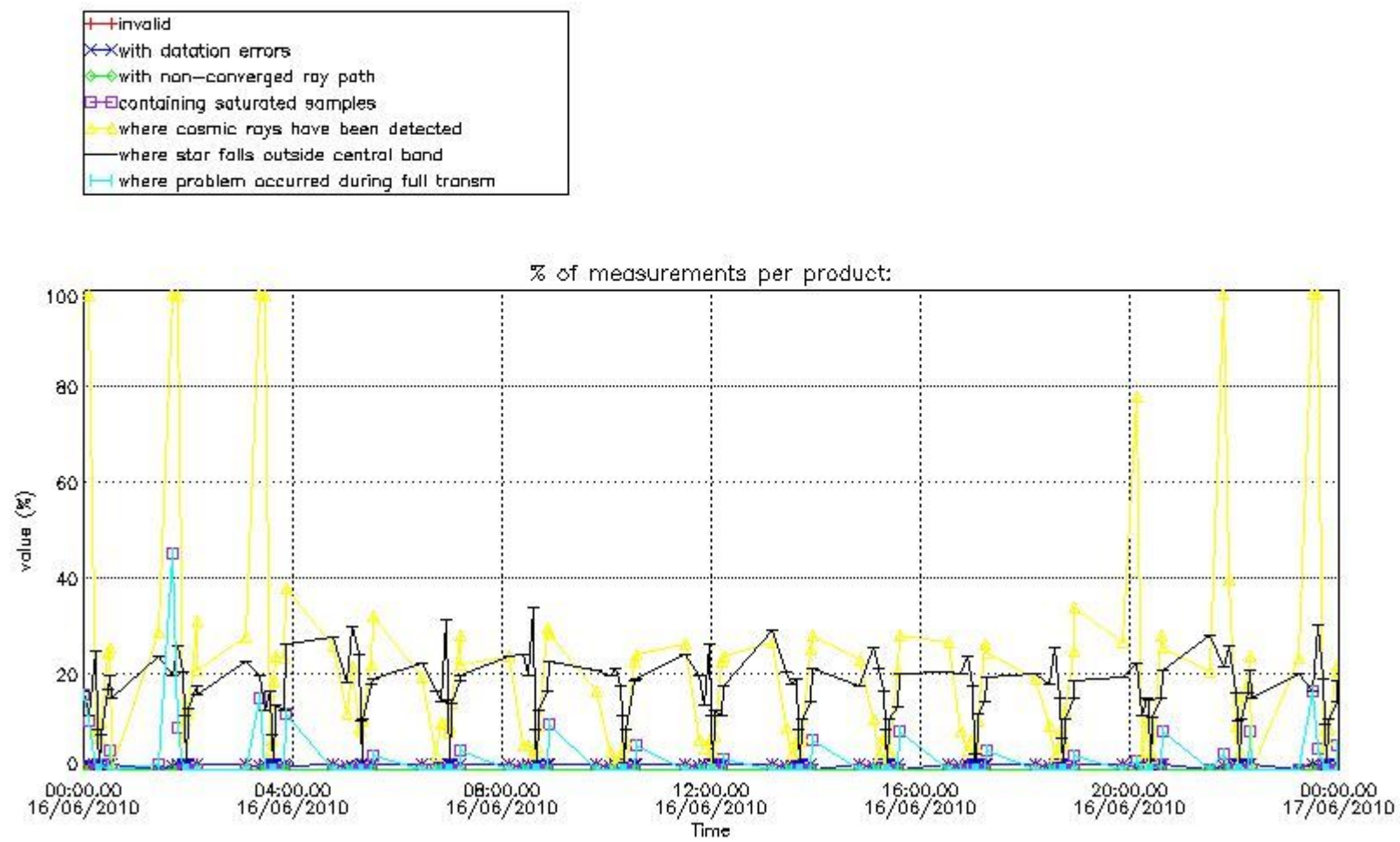


4. Level 1 quality information per product

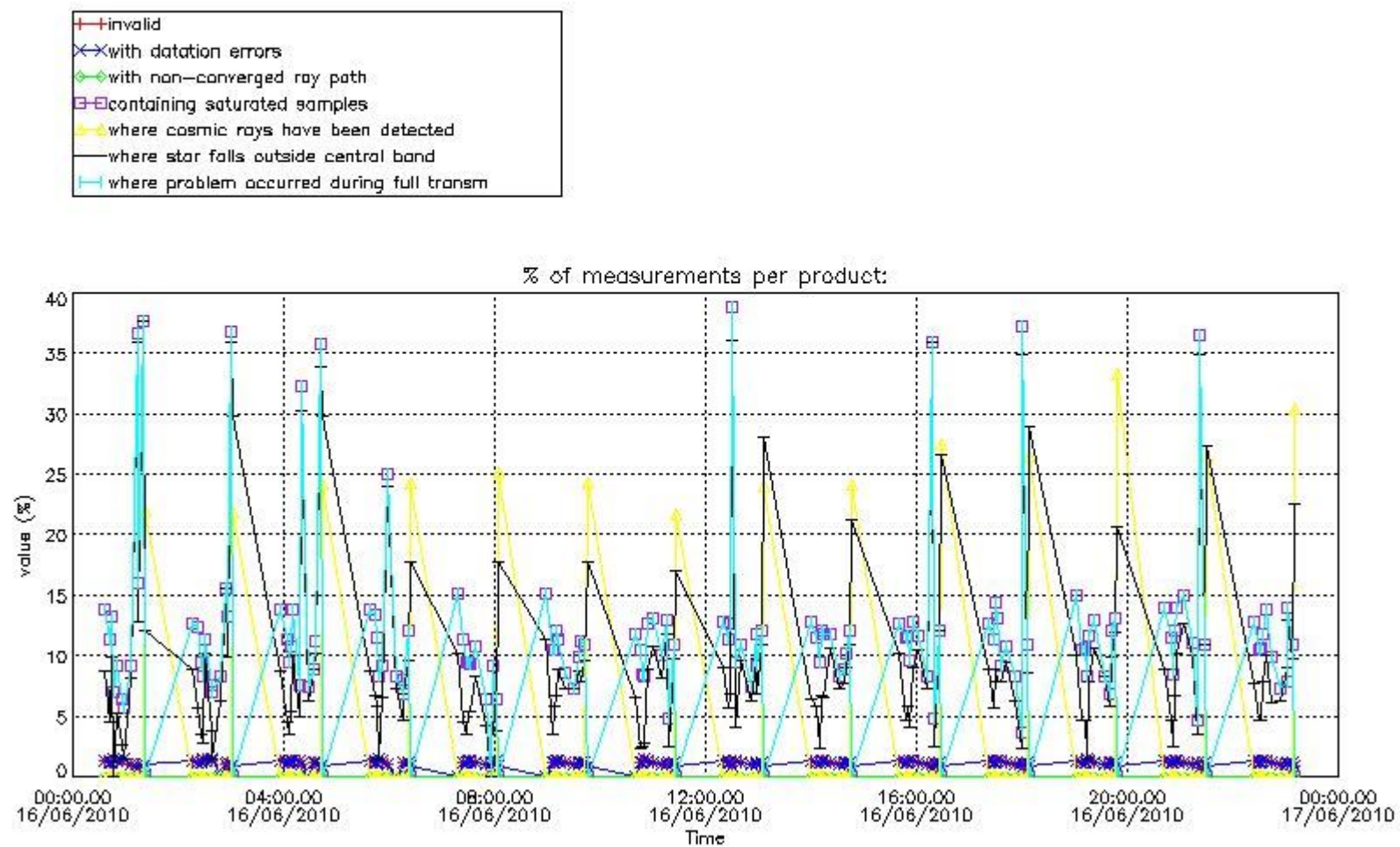
In this section it is plotted some information contained in the Quality Summary data set of the level 2 products that comes from the level 1b processing. Products without errors (error flag in the MPH set to "0") are used.

4.1 Plot quality information per product (time dependant) coming from level 1b processing

4.1.1 Plot level 1 quality information per product (time dependant): ENVISAT ASCENDING passes

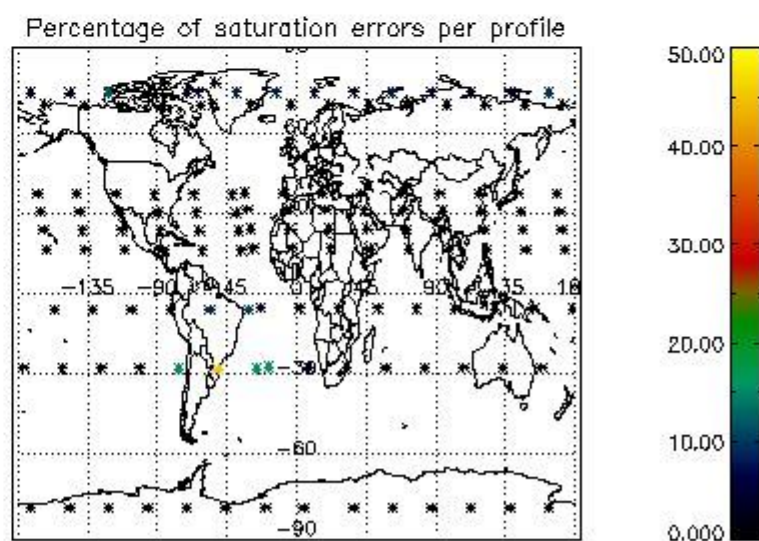
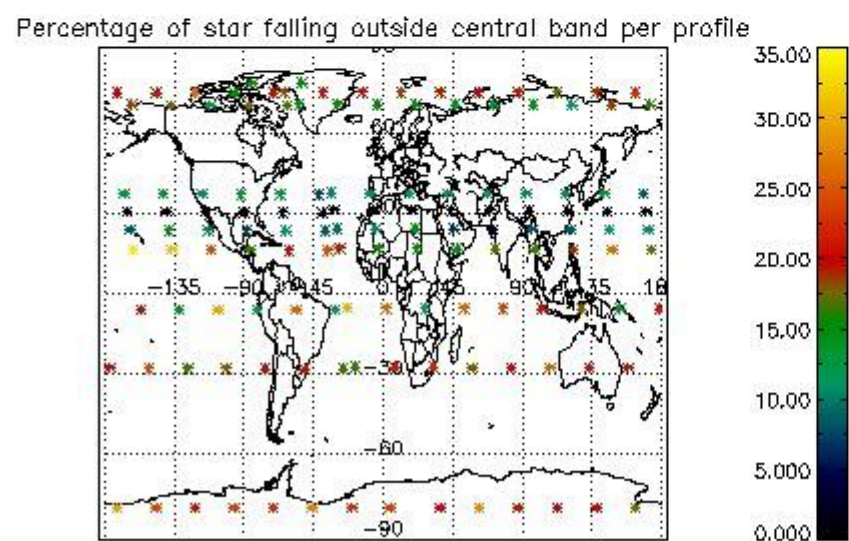
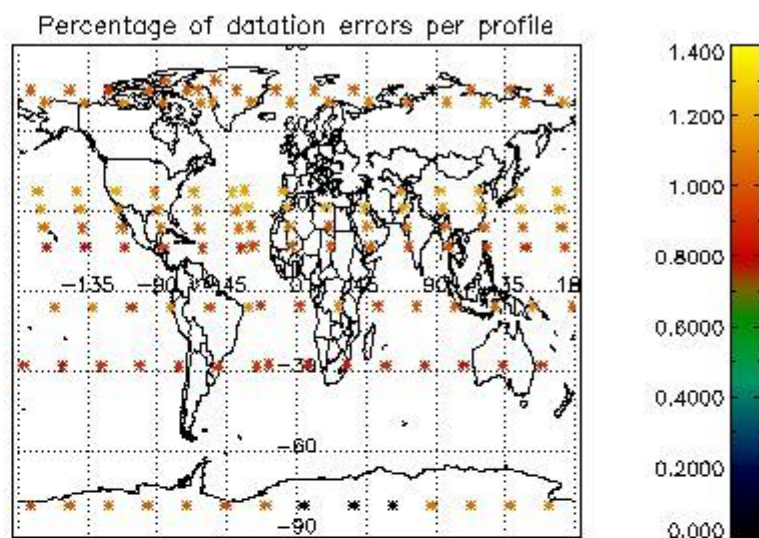
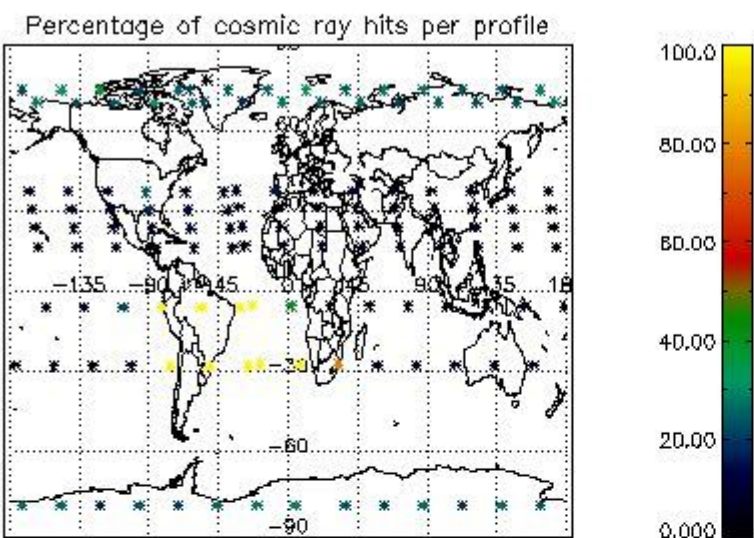


4.1.2 Plot level 1 quality information per product (time dependant): ENVI SAT DESCENDING passes

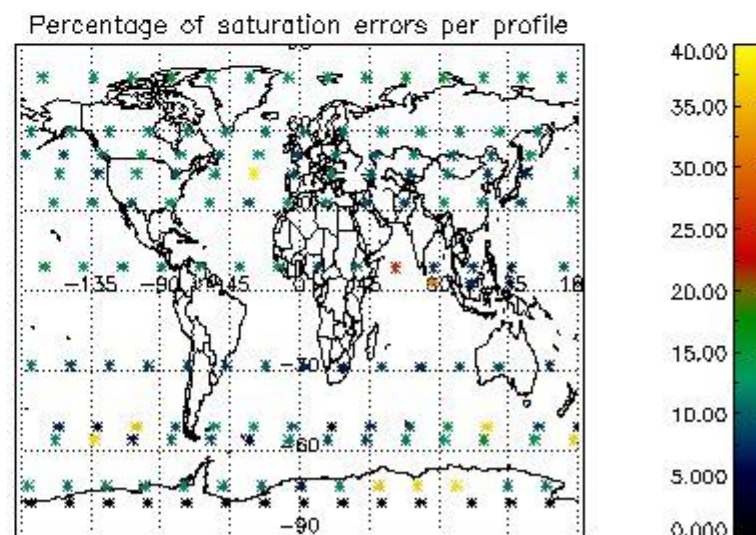
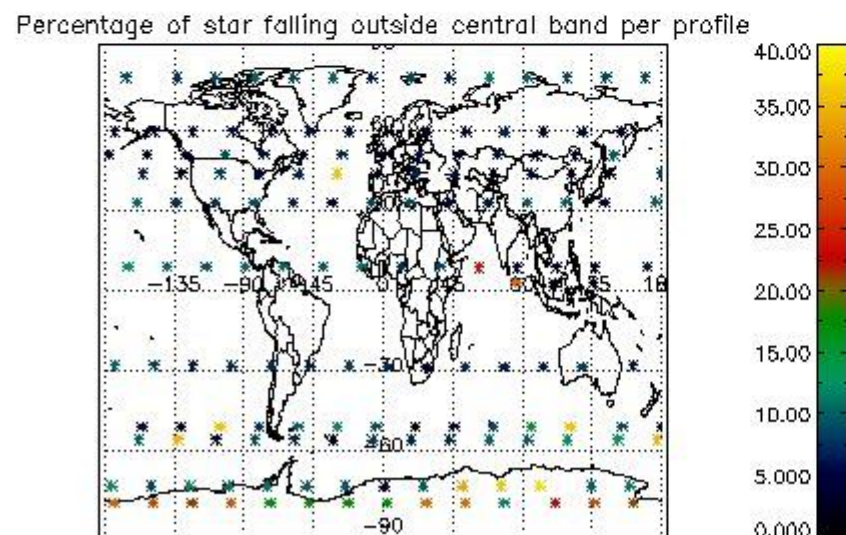
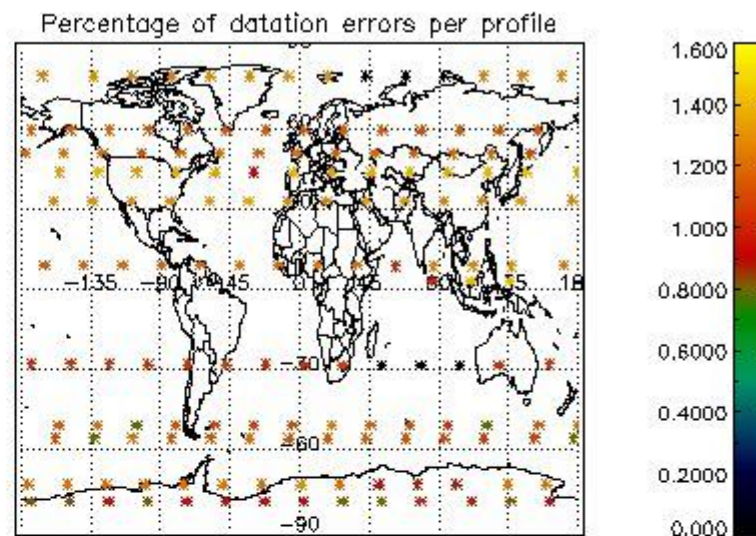
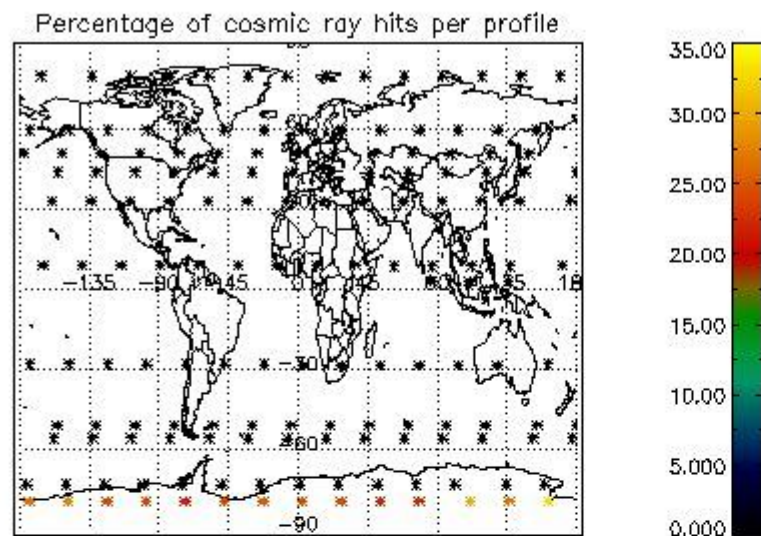


4.2 Plot quality information per product coming from level 1b processing (world map)

4.2.1 Plot level 1 quality information per product (world map): ENVISAT ASCENDING passes



4.2.2 Plot level 1 quality information per product (world map): ENVISAT DESCENDING passes



5. Trace gas profiles

5.1 Ozone statistics based on quality of products

The final quality of the products can be "measured" using the STD (Standard Deviation) attached to every point profile. This information is written to the parameter GOM_NL__2P/NL_LOCAL_SPECIES_DENSITY/o3_std of the level 2 products. The table below shows the statistics for given STD ranges.

The statistics are given with respect to the overall valid production:

- Products without fatal errors: GOM_NL__2P/MPH/PRODUCT_ERR=0
- Valid point profile: GOM_NL__2P/NL_LOCAL_SPECIES_DENSITY/pcd(0)=0

The 'Criteria' is applied to valid points of dark limb products:

- Products in dark limb illumination condition: GOM_NL__2P/NL_SUMMARY_QUALITY/obs_ill_cond=0
- Products without fatal errors: GOM_NL__2P/MPH/PRODUCT_ERR=0
- Valid point profile: GOM_NL__2P/NL_LOCAL_SPECIES_DENSITY/pcd(0)=0

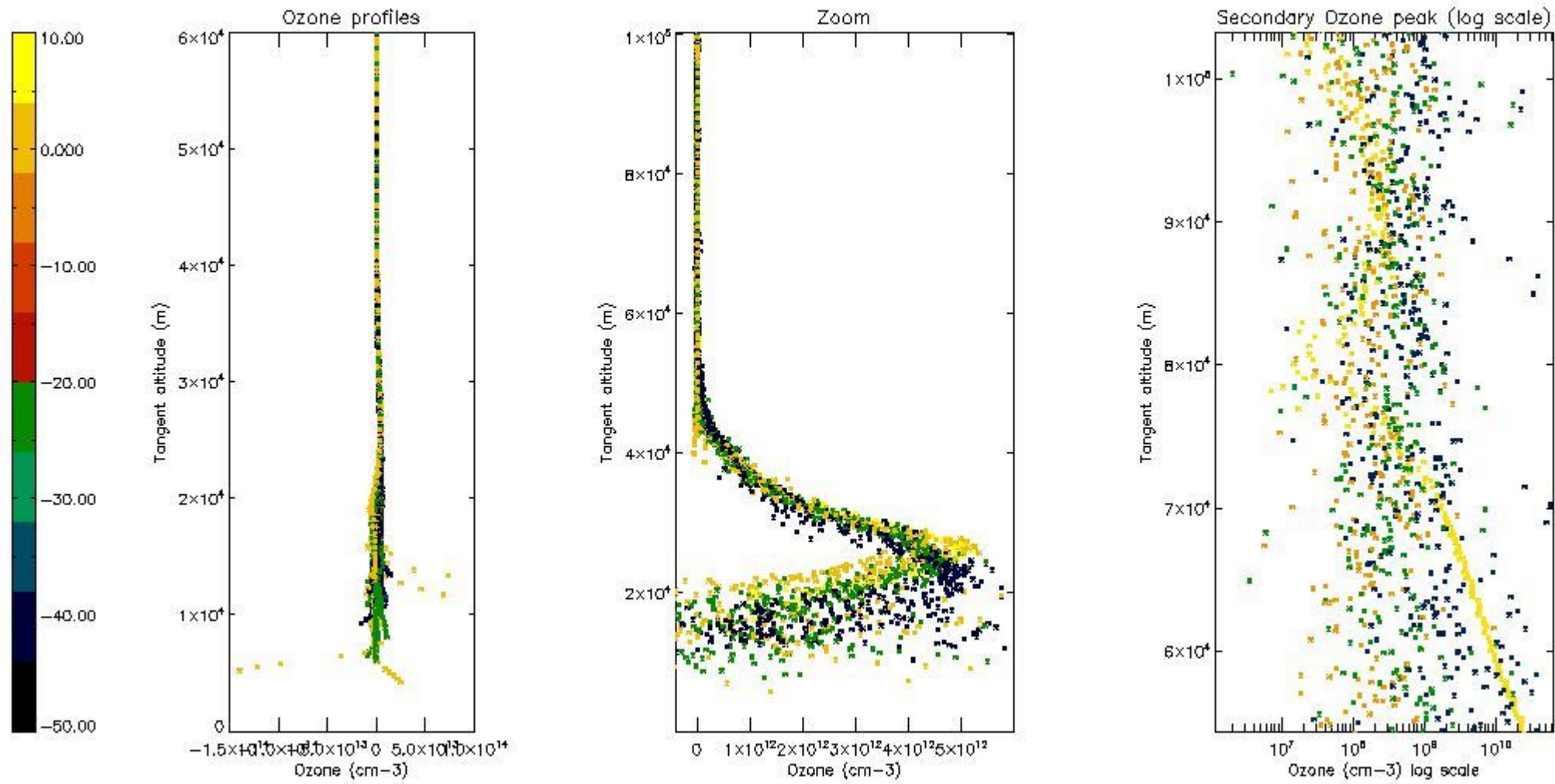
So, the table below shows the percentage of dark limb and valid observations for each criteria with respect to the overall valid daily observations.

Criteria	% of total production
All STD	20
STD < 20	6

STD < 10	3
STD < 5	1

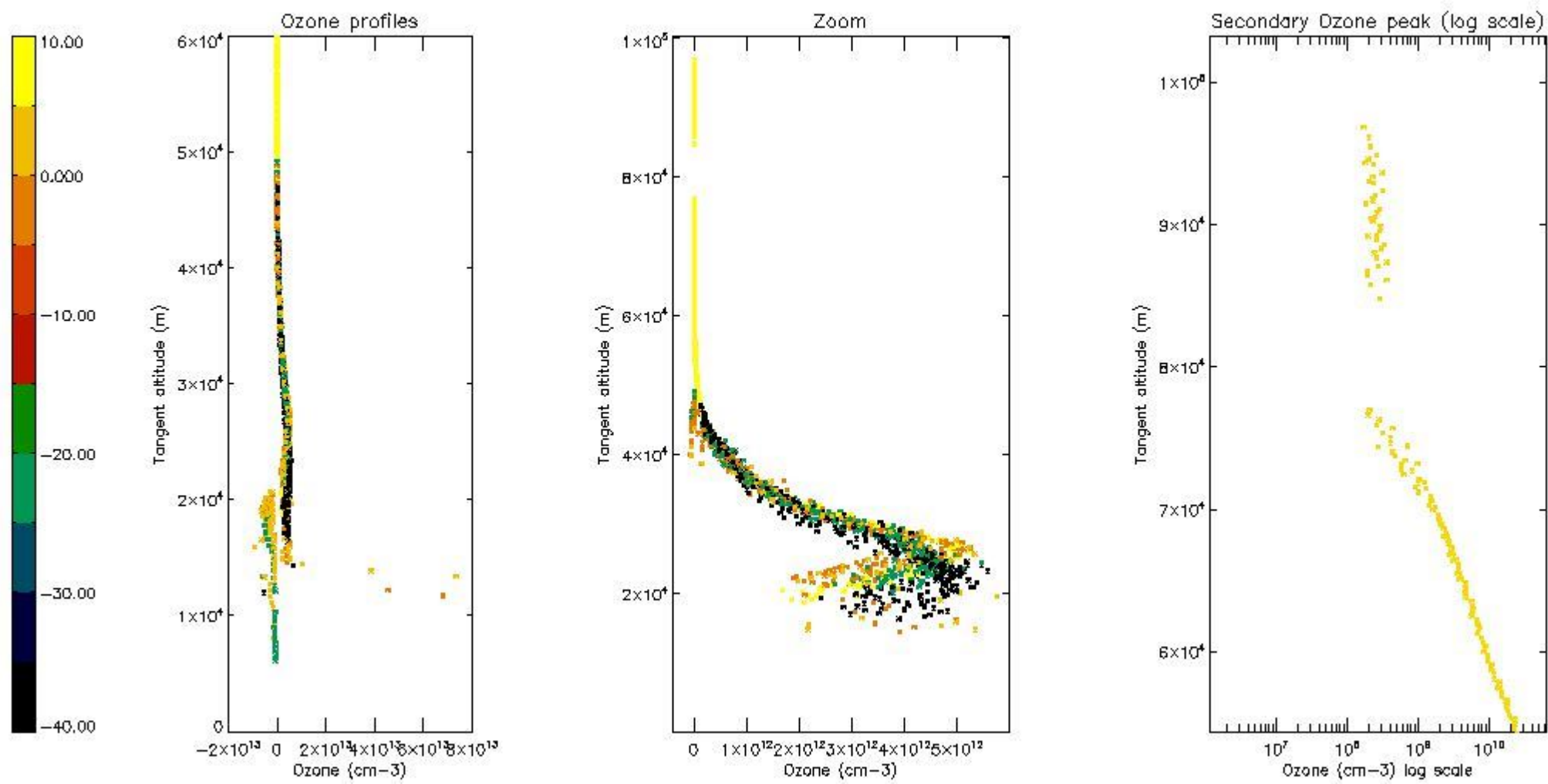
5.2 Plot ozone profiles for all STD (dark without errors)

The colorbar represents the latitude.



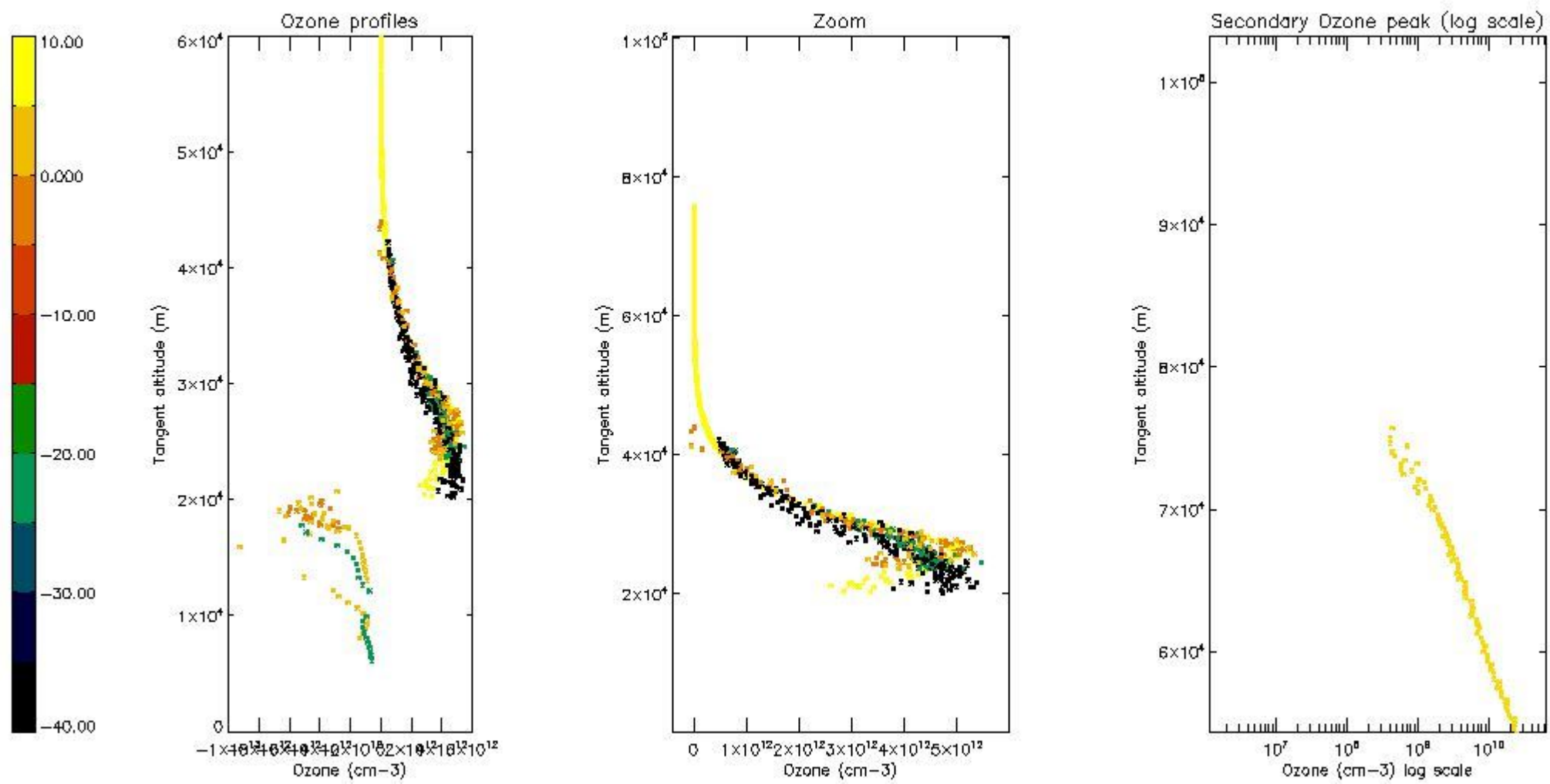
5.3 Plot ozone profiles where STD < 20% (dark without errors)

The colorbar represents the latitude.



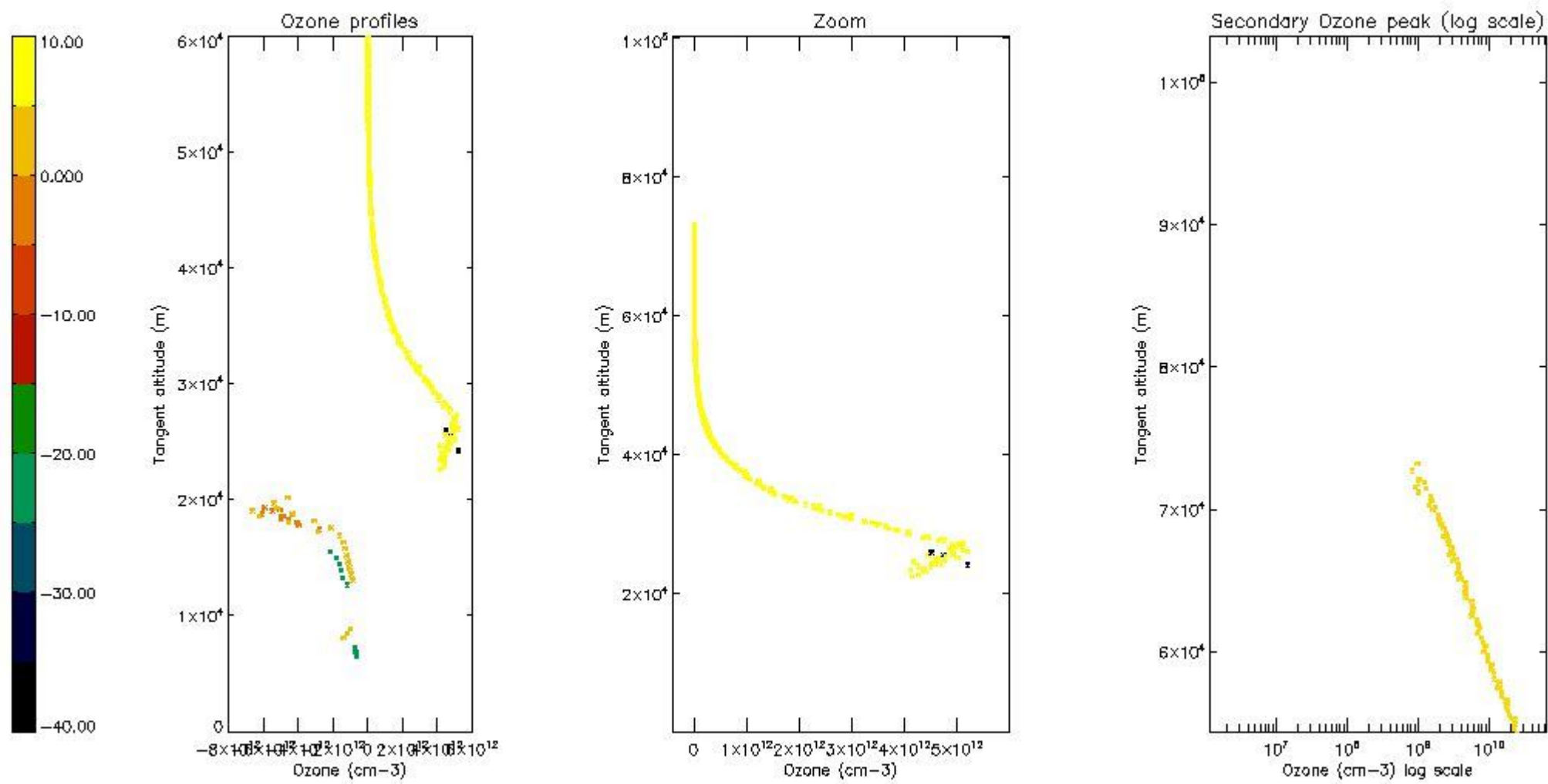
5.4 Plot ozone profiles where $STD < 10\%$ (dark without errors)

The colorbar represents the latitude.



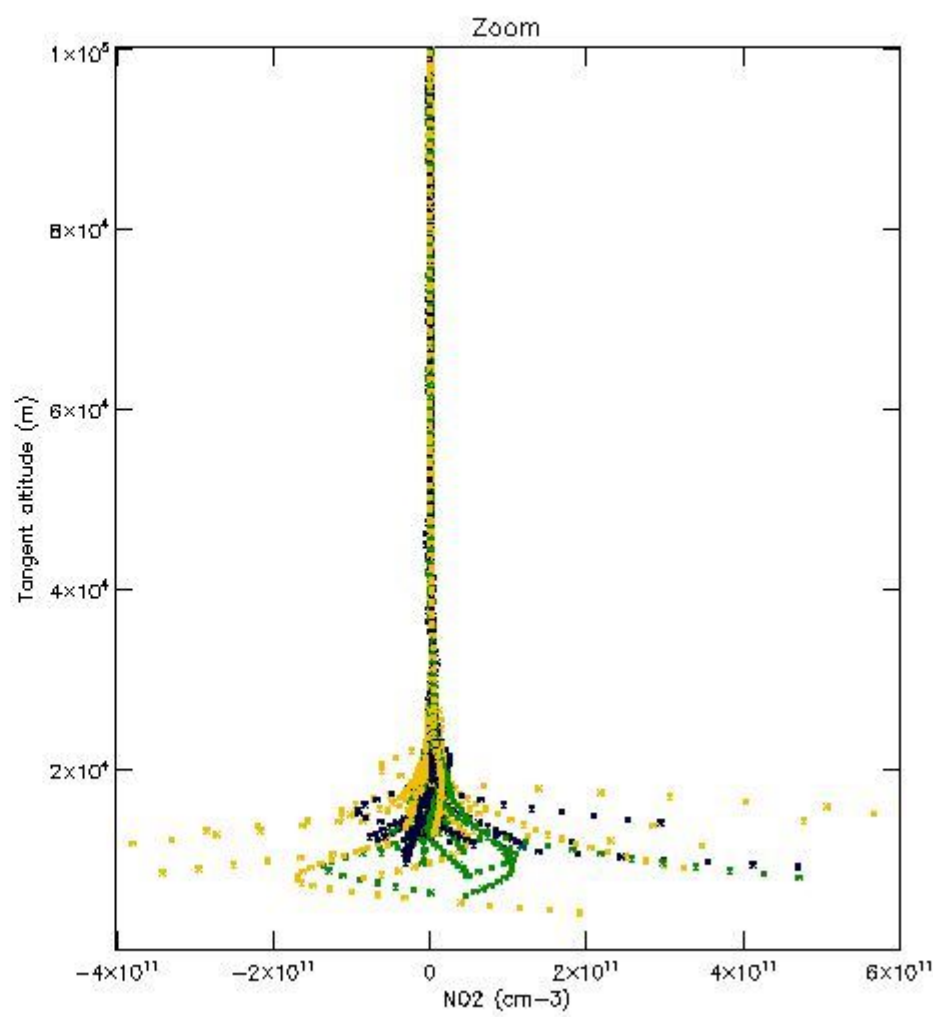
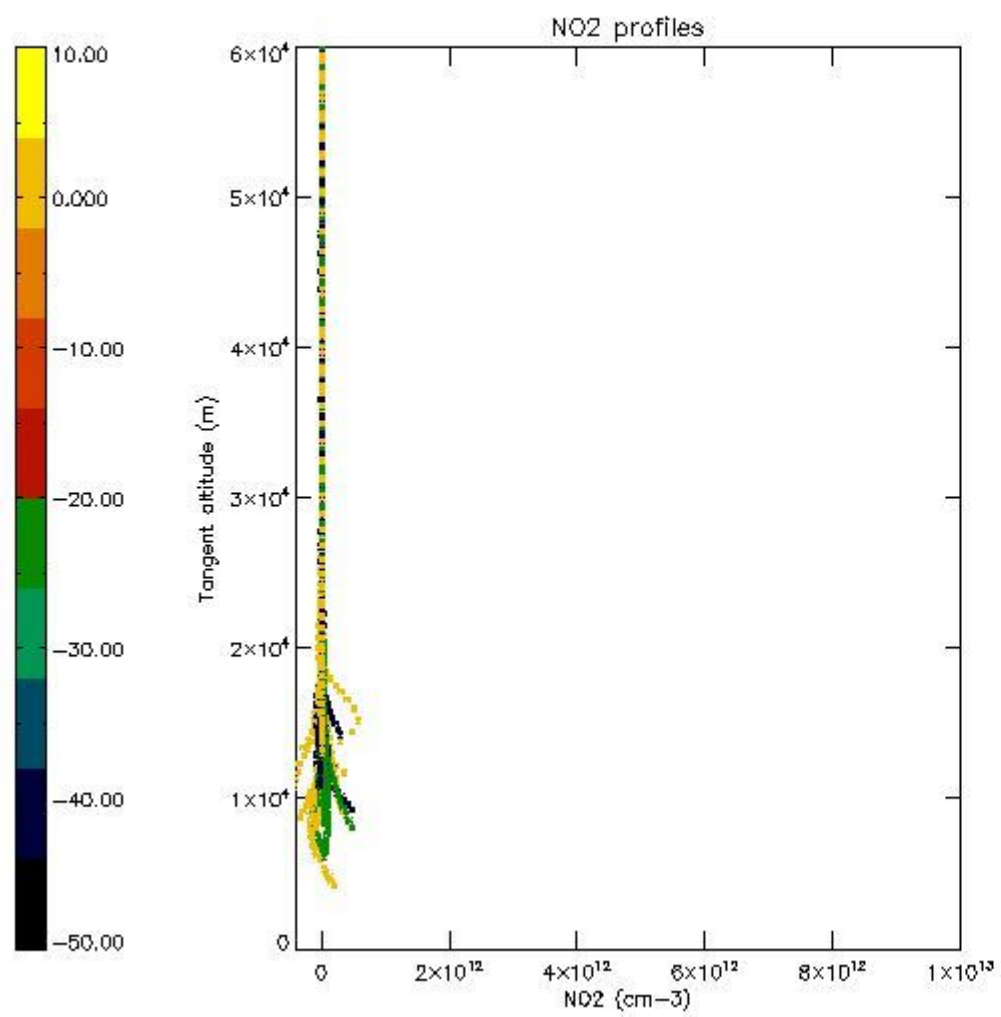
5.5 Plot ozone profiles where STD < 5% (dark without errors)

The colorbar represents the latitude.



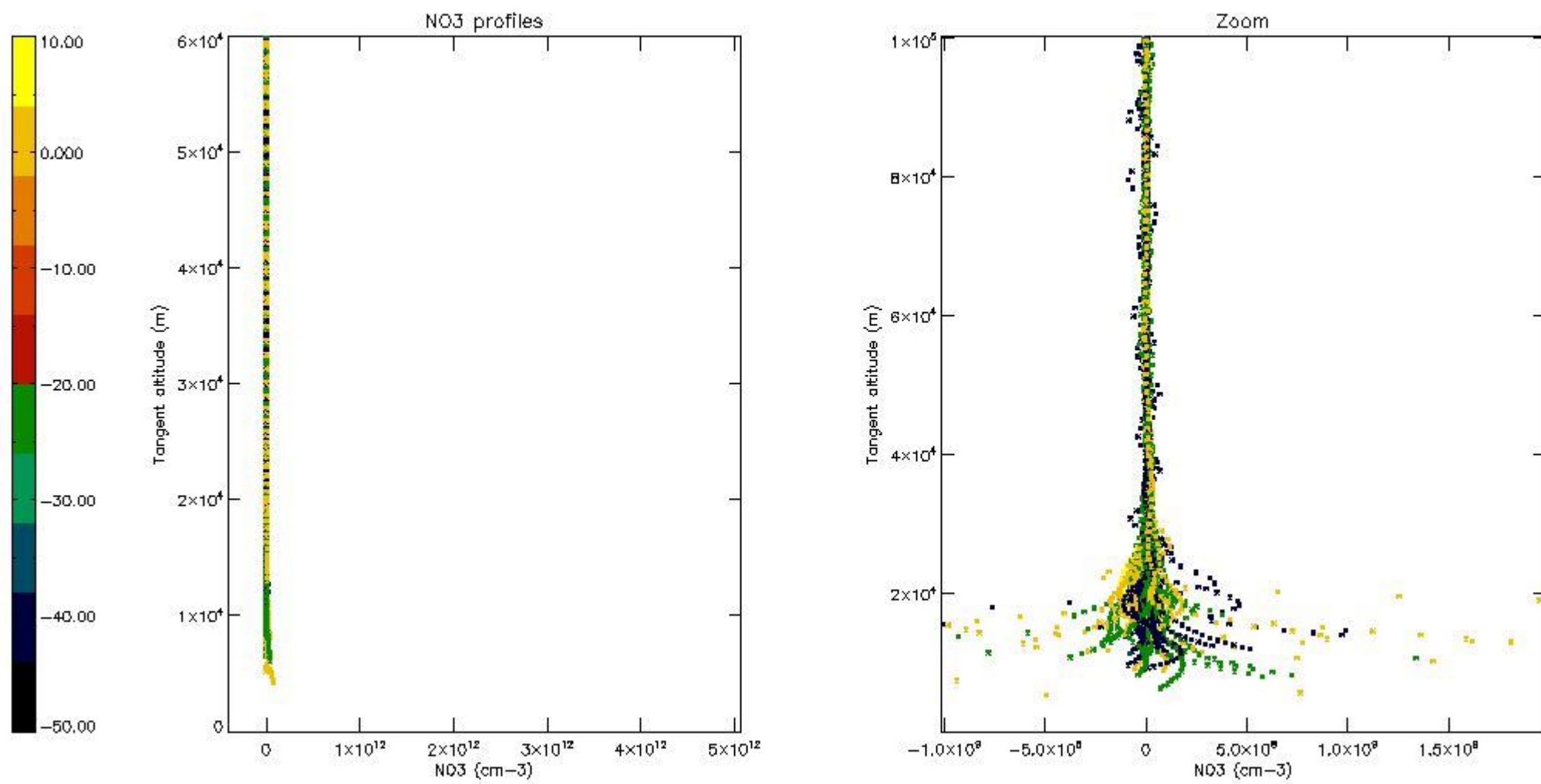
5.6 Plot NO₂ profiles for all STD (dark without errors)

The colorbar represents the latitude.



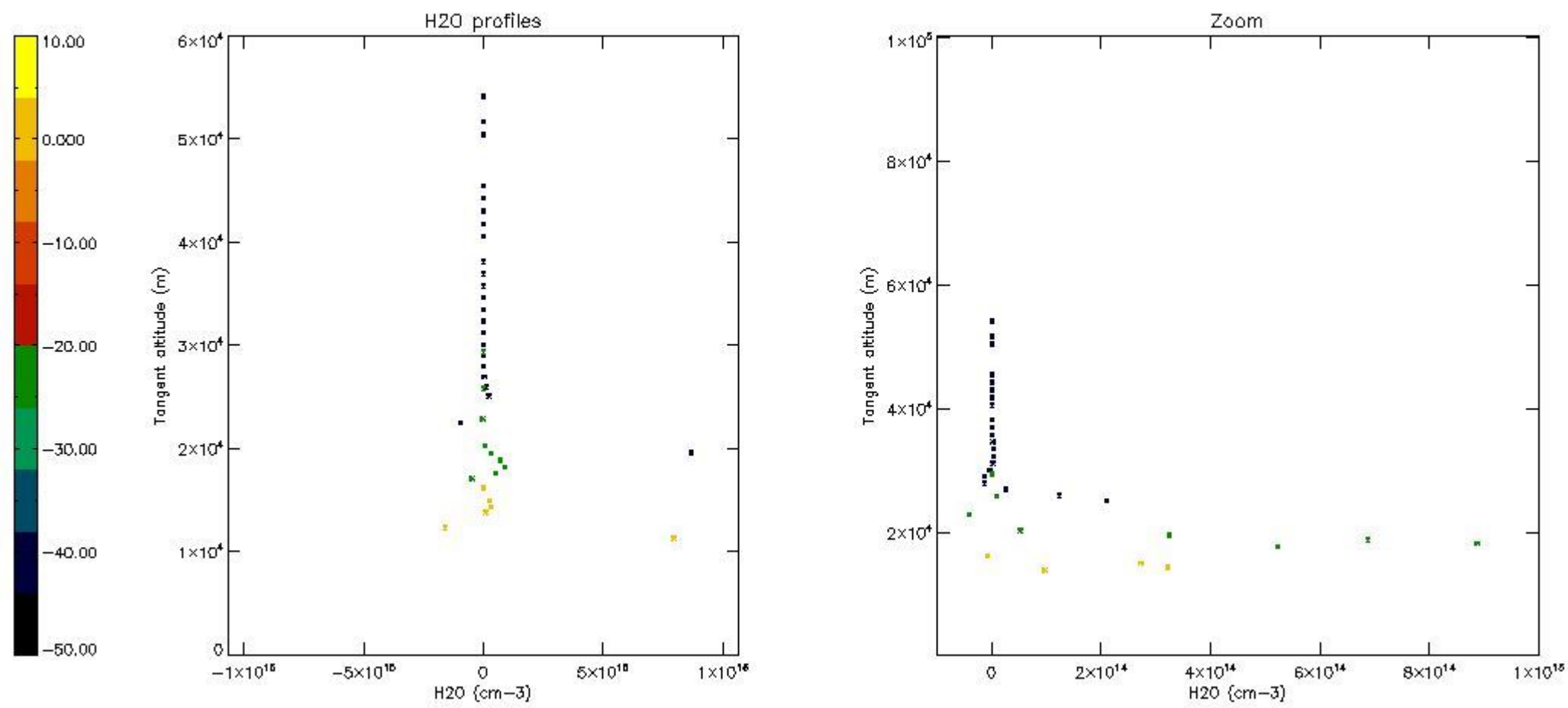
5.7 Plot NO3 profiles for all STD (dark without errors)

The colorbar represents the latitude.



5.8 Plot H2O profiles for all STD (only for occultations of stars 1,2,3,4,13,14,16,26,63 dark without errors)

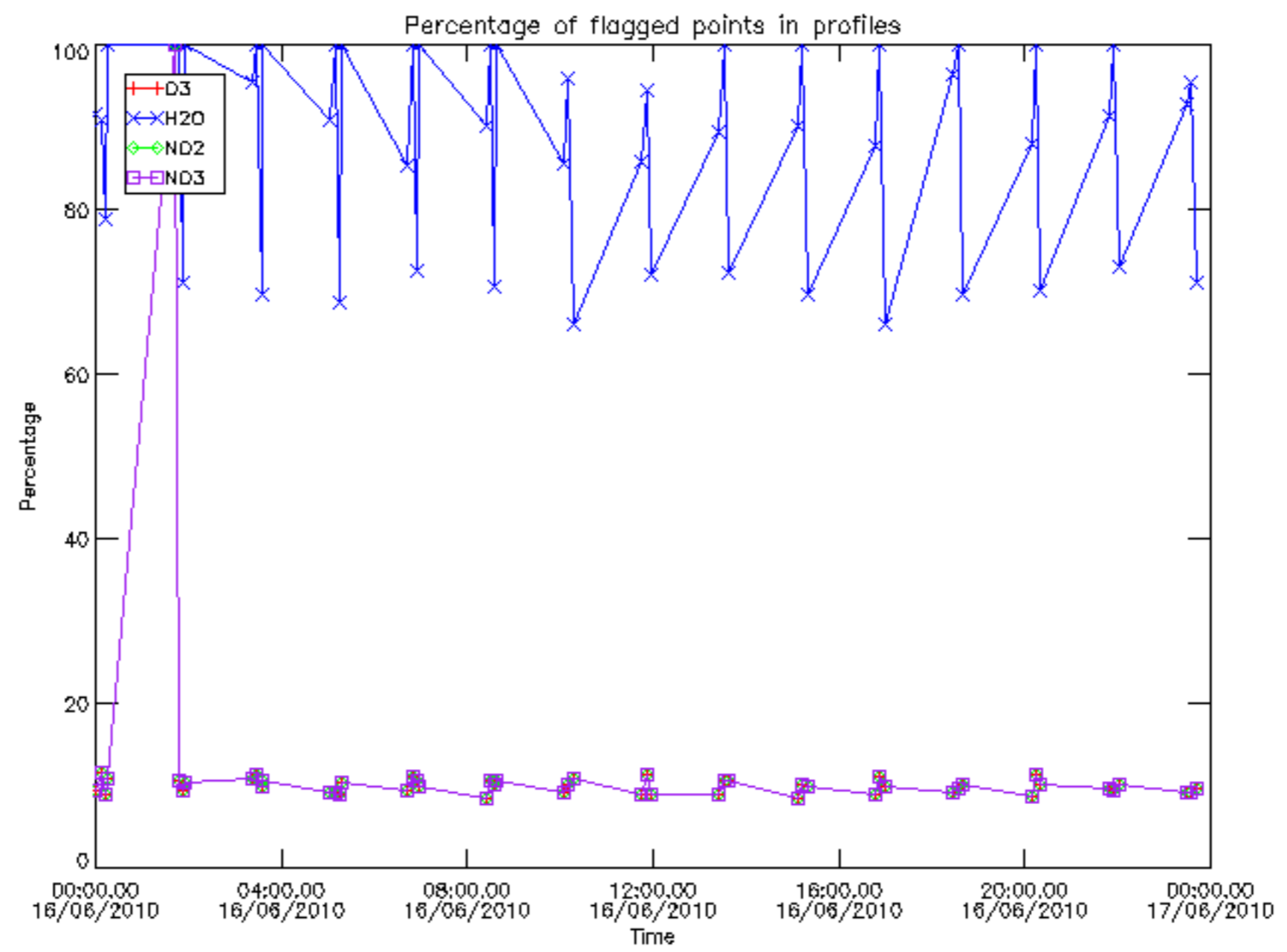
The colorbar represents the latitude.



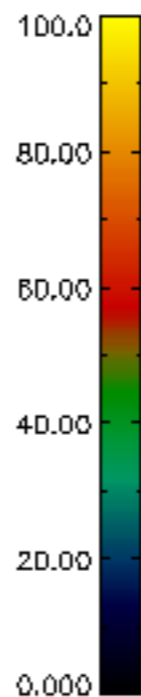
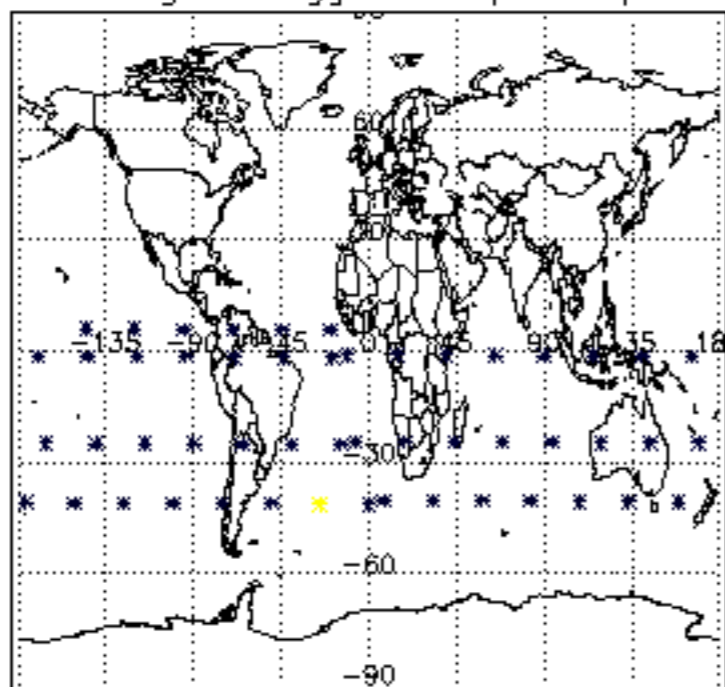
6. Auxiliary Data Files used for the production reported in section 2

The number reported in the third column indicates since which file (see list in section 2) the corresponding auxiliary file has been used. The fourth column is the date of those product files.

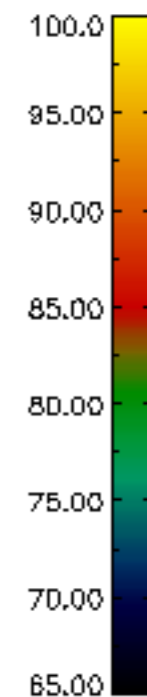
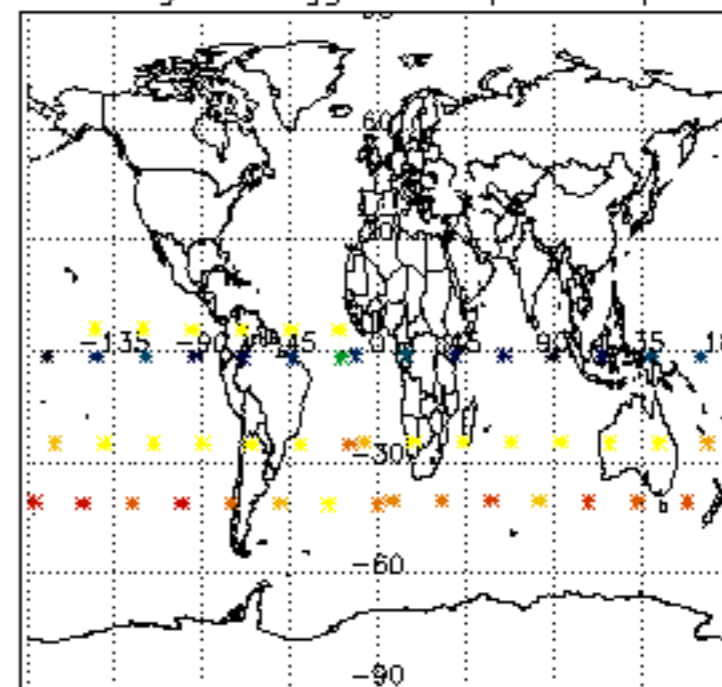
Type	Auxiliary Filename	Used since product	Used since product date
INST_PHYS_CHARACTERISTICS	GOM_INS_AXVIEC20091111_143220_20030716_120000_20500101_000000	1	16-JUN-2010 00:00:46
LEVEL-2_PROC_CONFIG	GOM_PR2_AXVIEC20091111_152718_20020301_000000_20500101_000000	1	16-JUN-2010 00:00:46
CROSS_SECTIONS_FILE	GOM_CRS_AXVIEC20091111_154832_20020301_000000_20500101_000000	1	16-JUN-2010 00:00:46



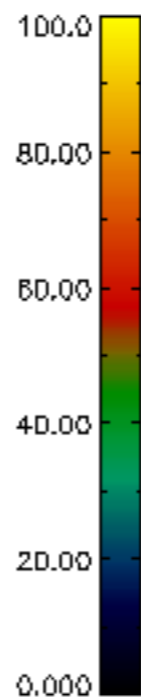
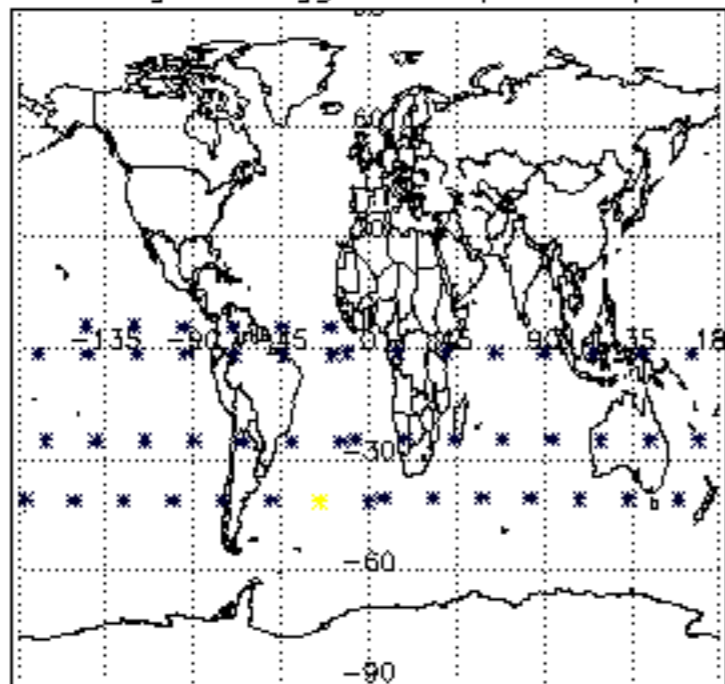
Percentage of flagged data per D3 profile



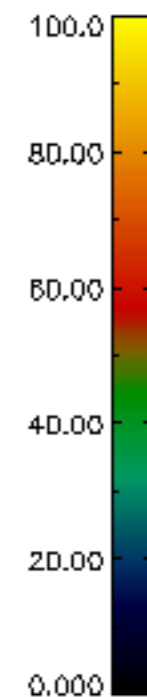
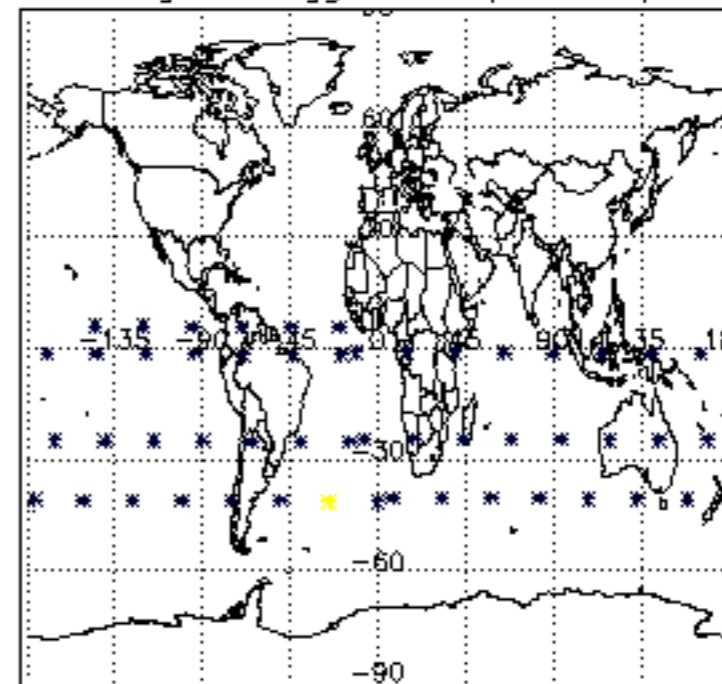
Percentage of flagged data per H2O profile

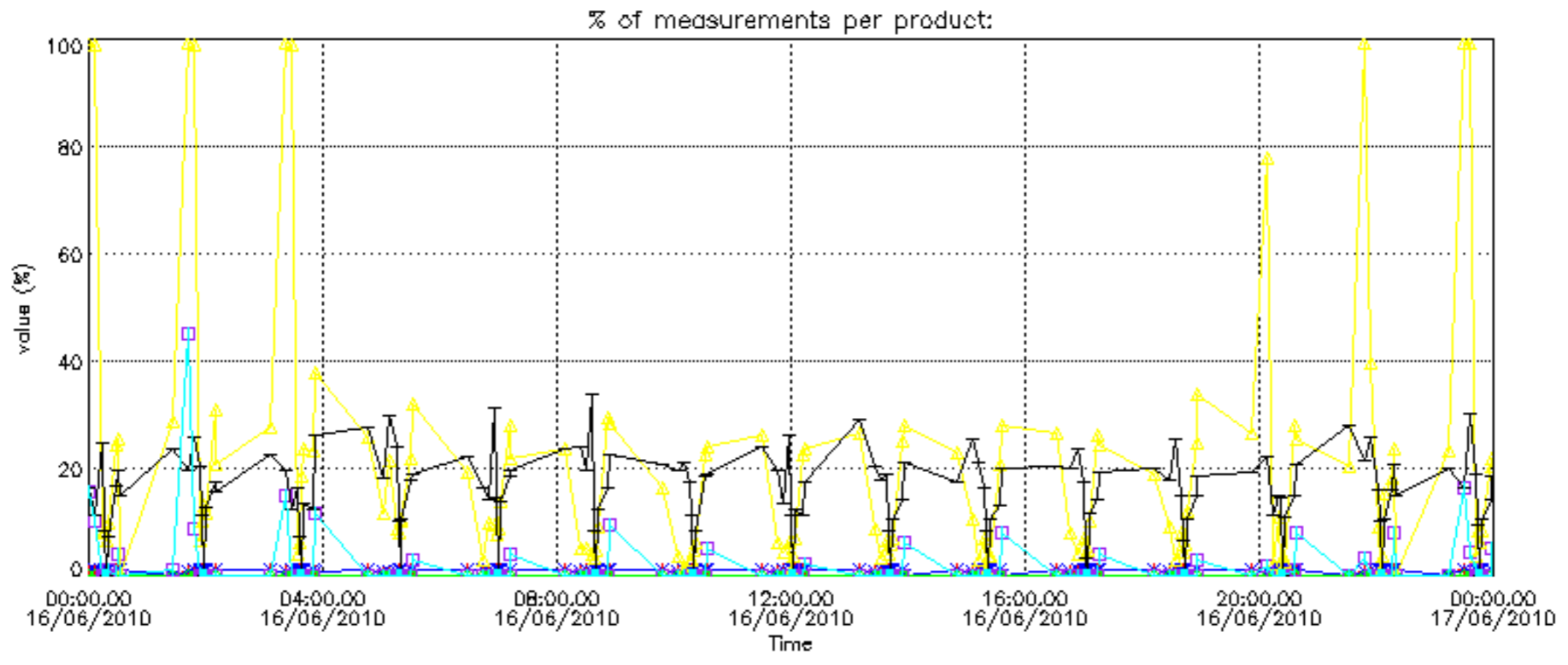


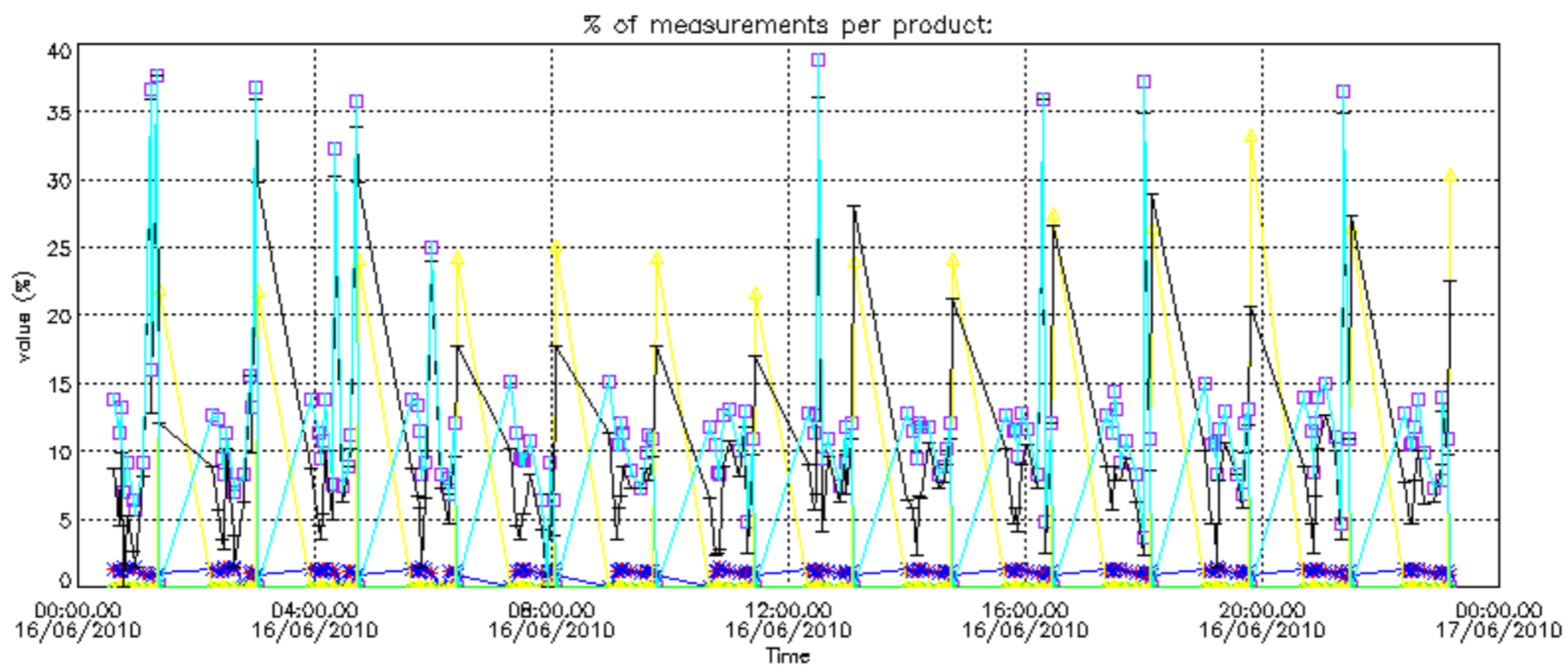
Percentage of flagged data per NO2 profile



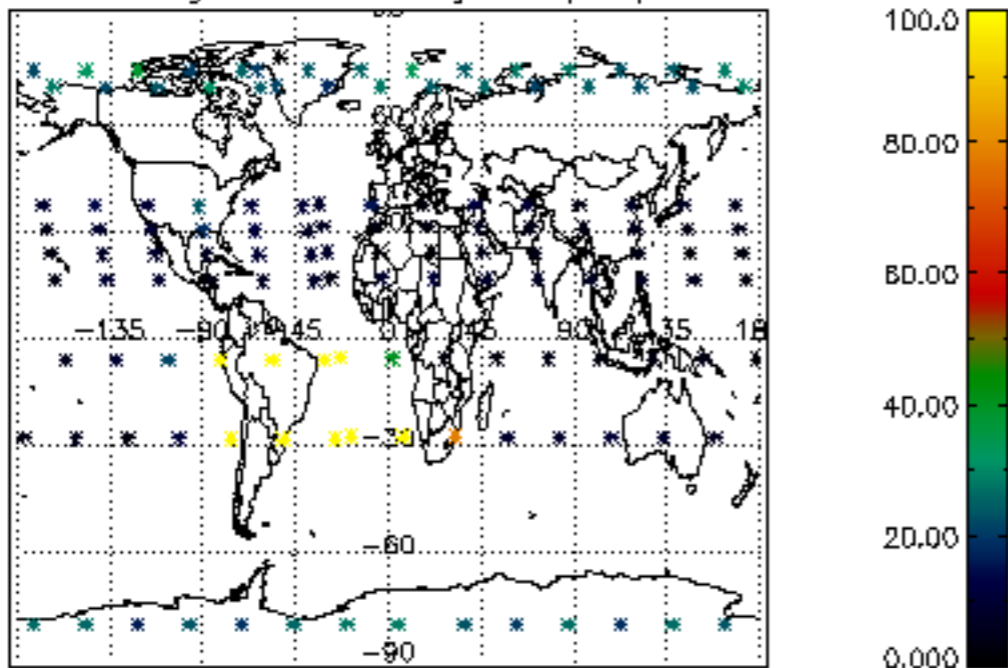
Percentage of flagged data per NO3 profile



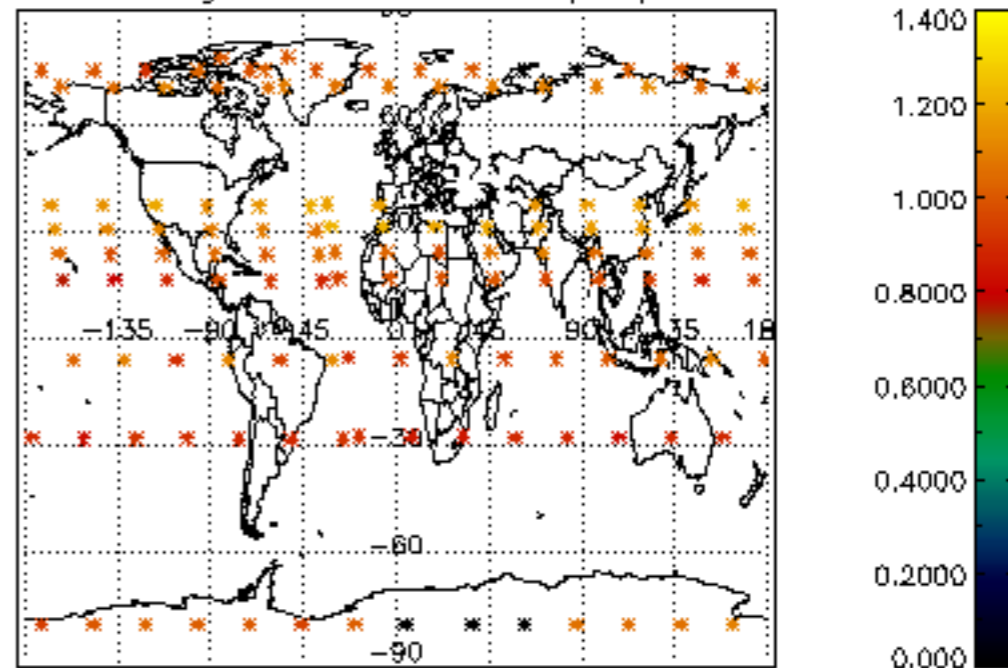




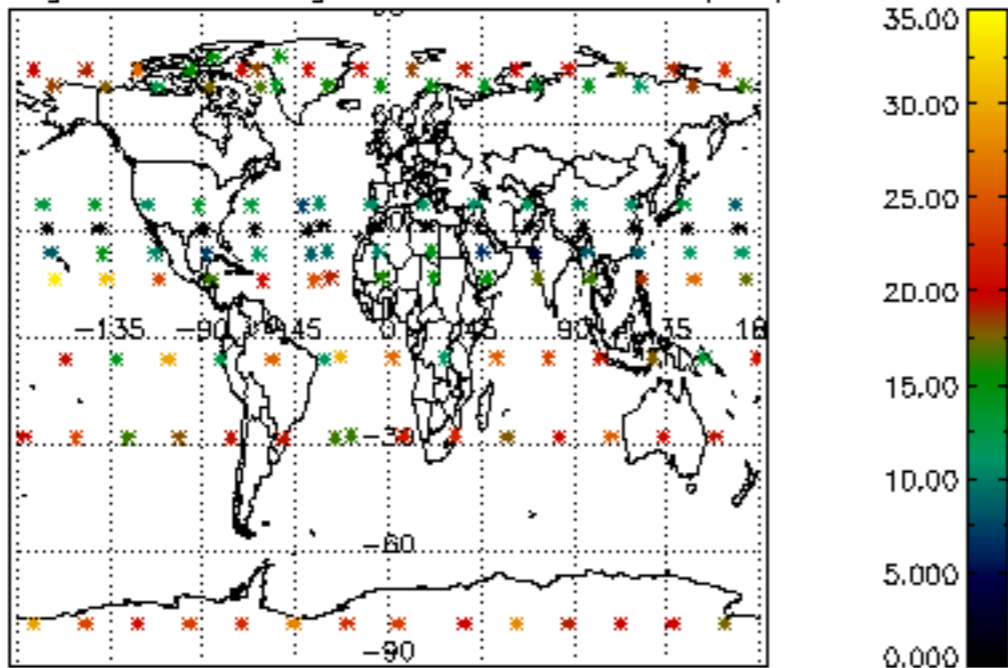
Percentage of cosmic ray hits per profile



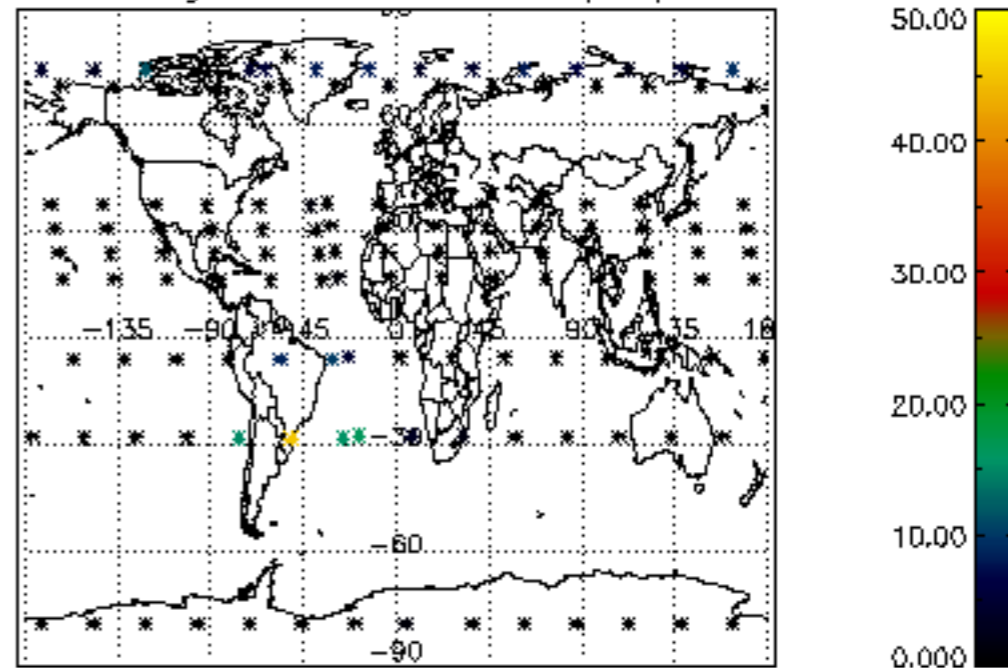
Percentage of datation errors per profile



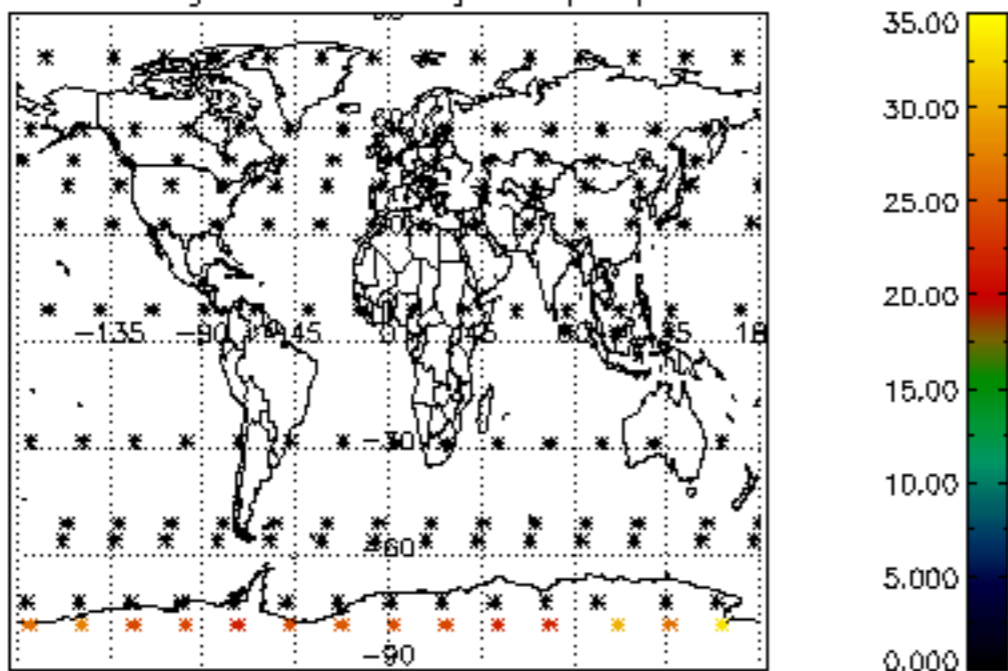
Percentage of star falling outside central band per profile



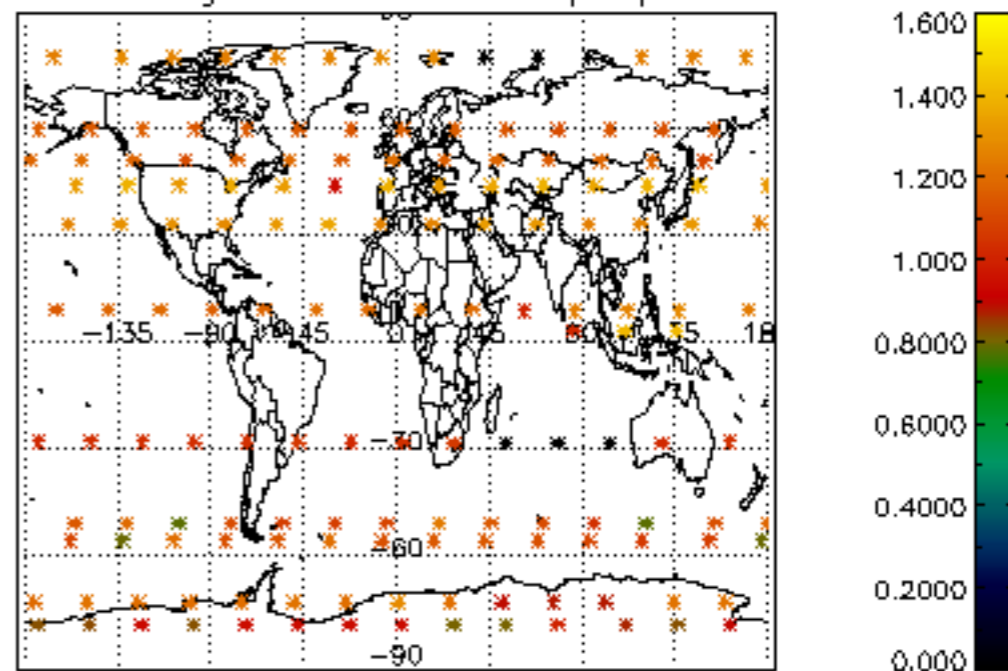
Percentage of saturation errors per profile



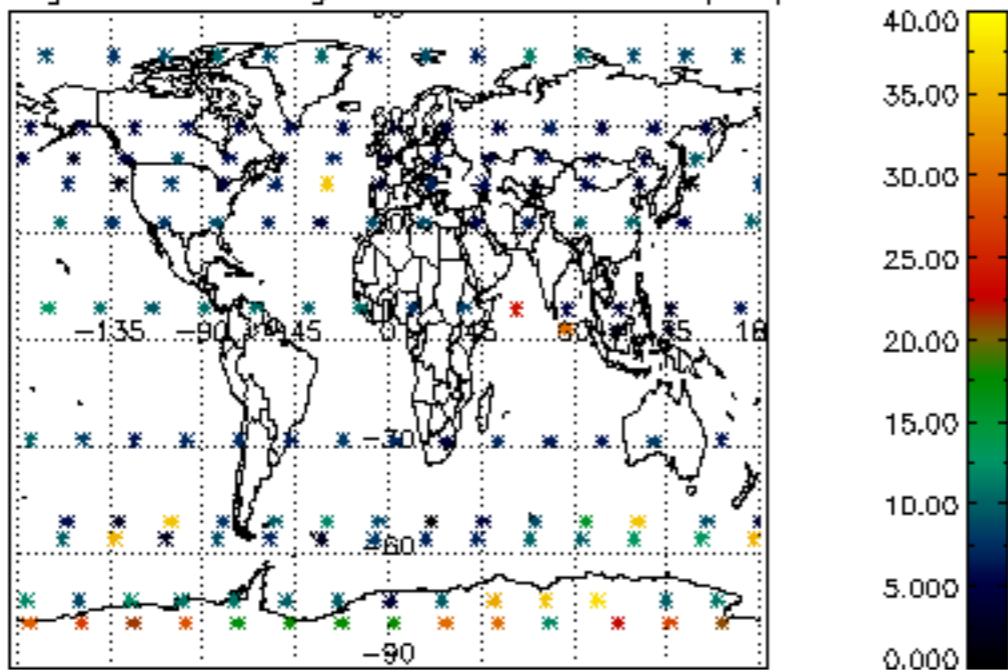
Percentage of cosmic ray hits per profile



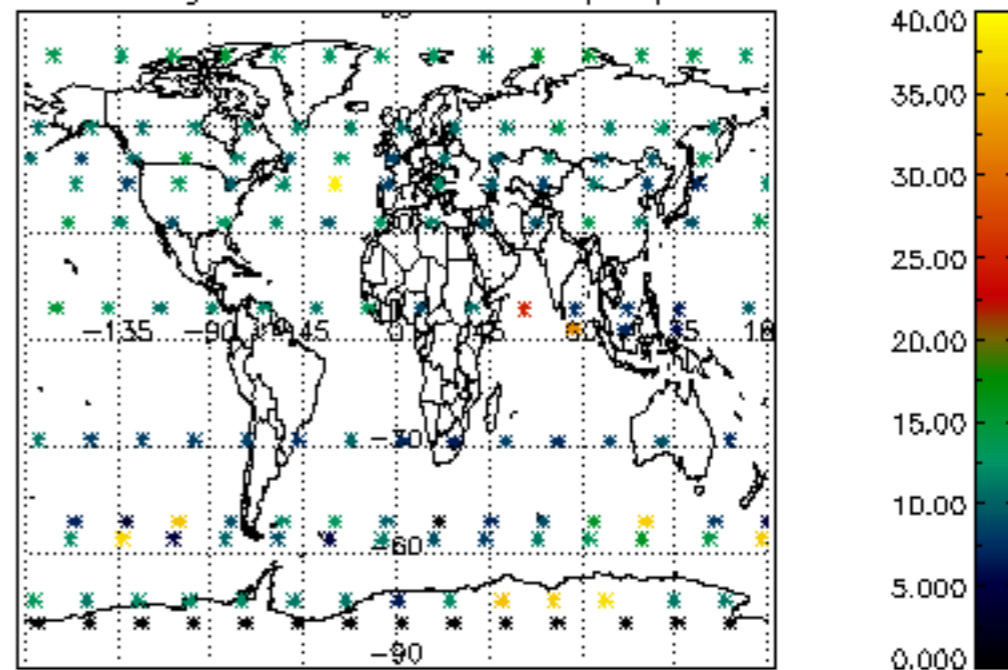
Percentage of datation errors per profile

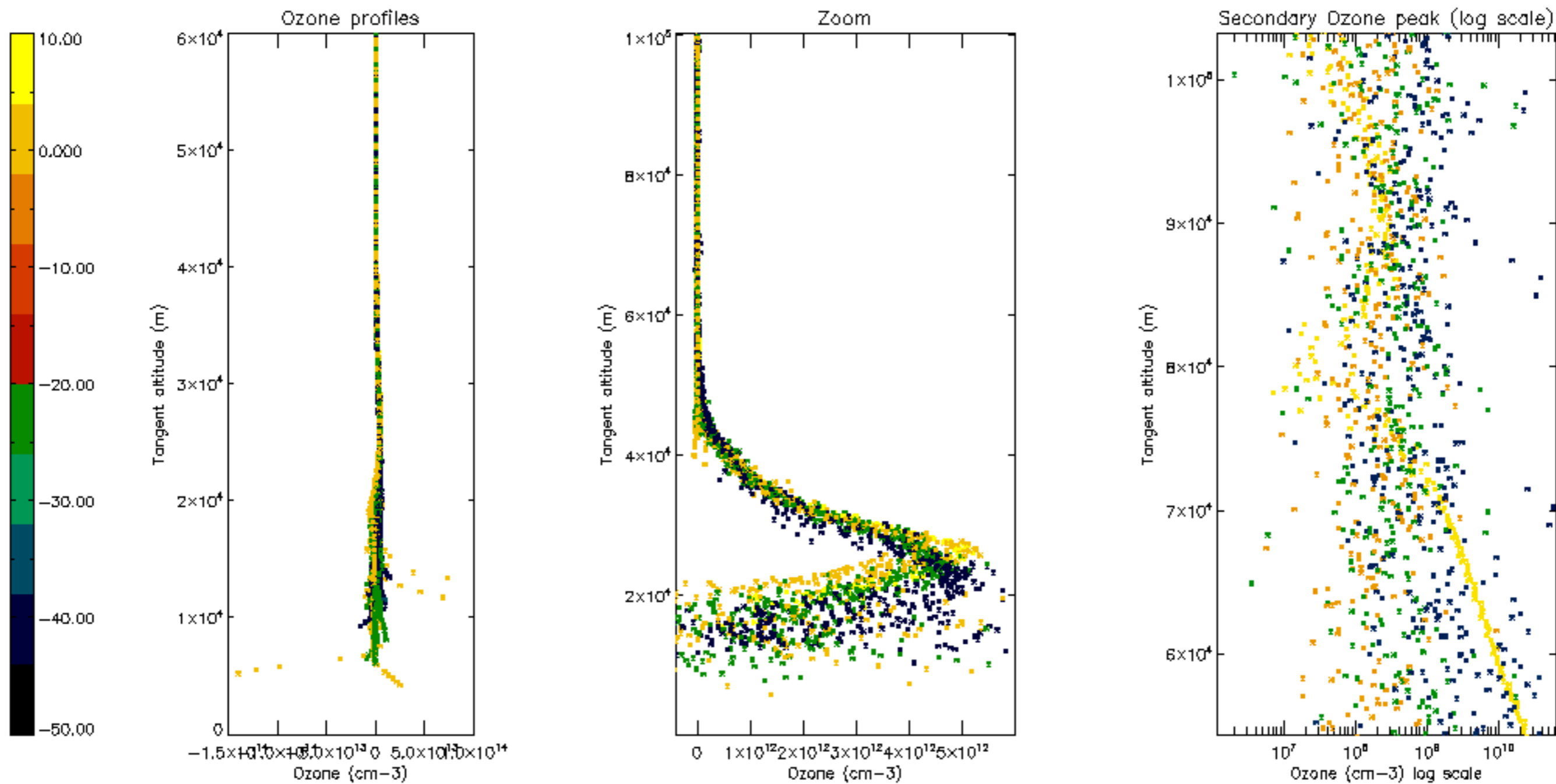


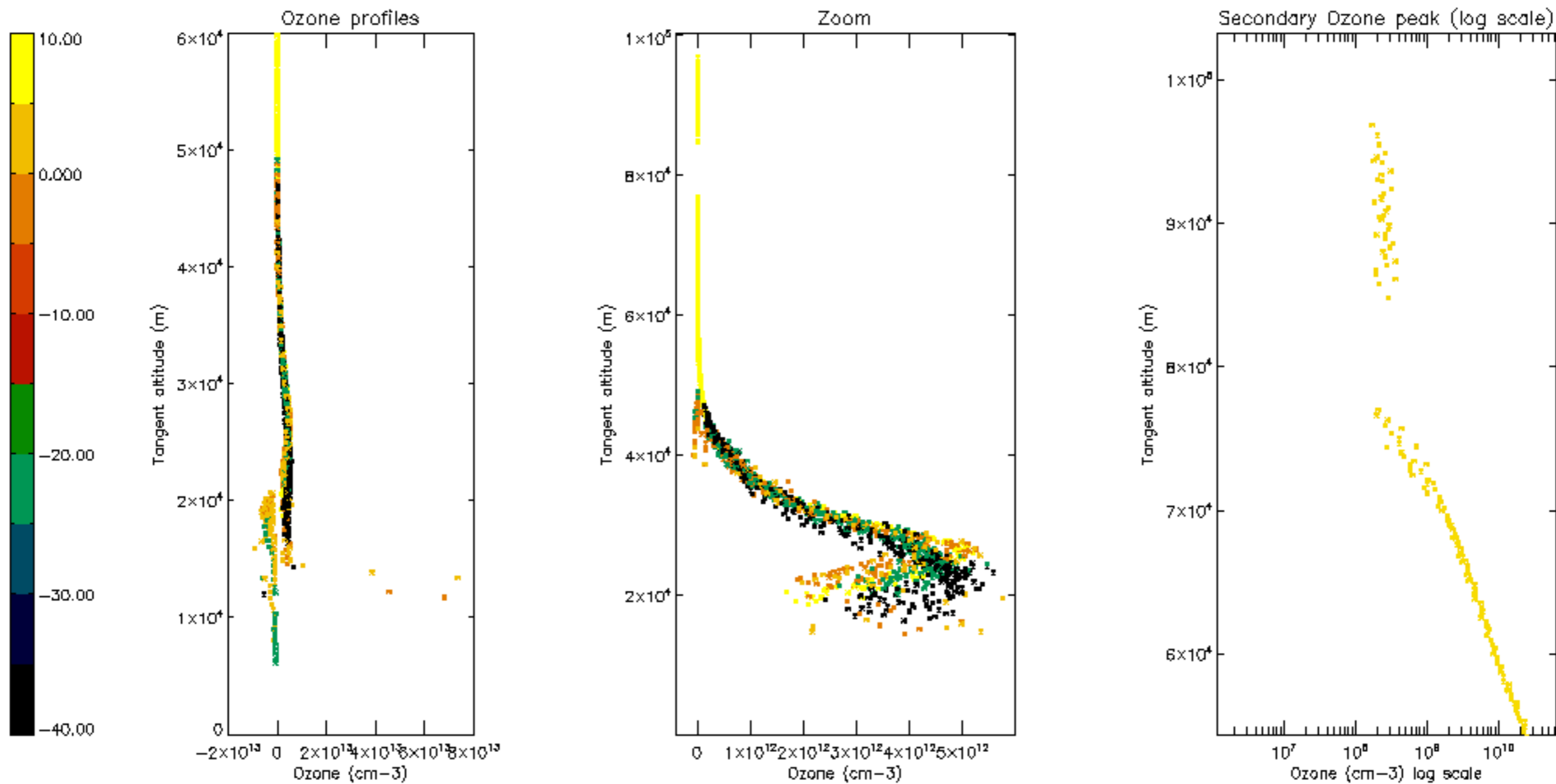
Percentage of star falling outside central band per profile

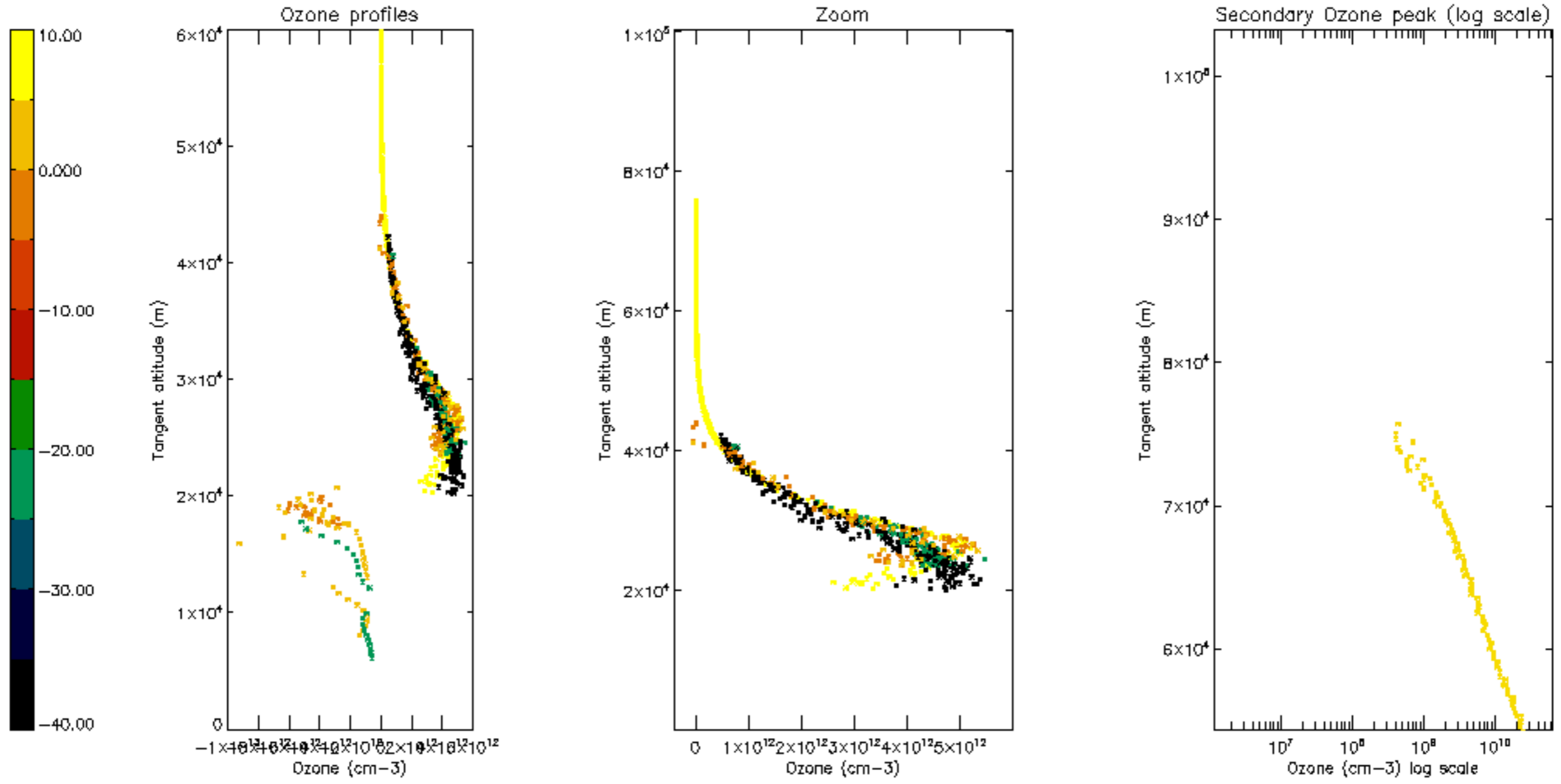


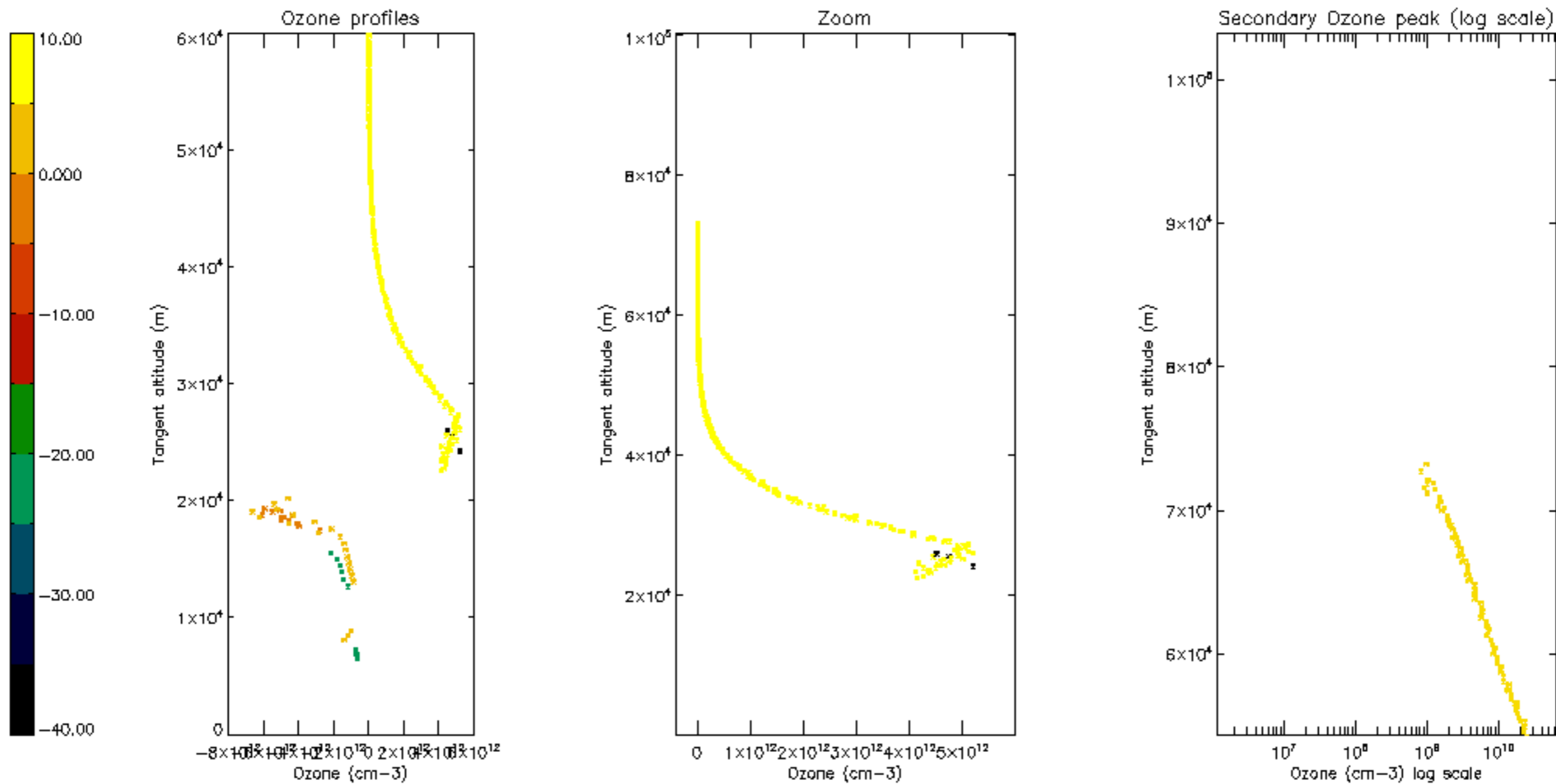
Percentage of saturation errors per profile

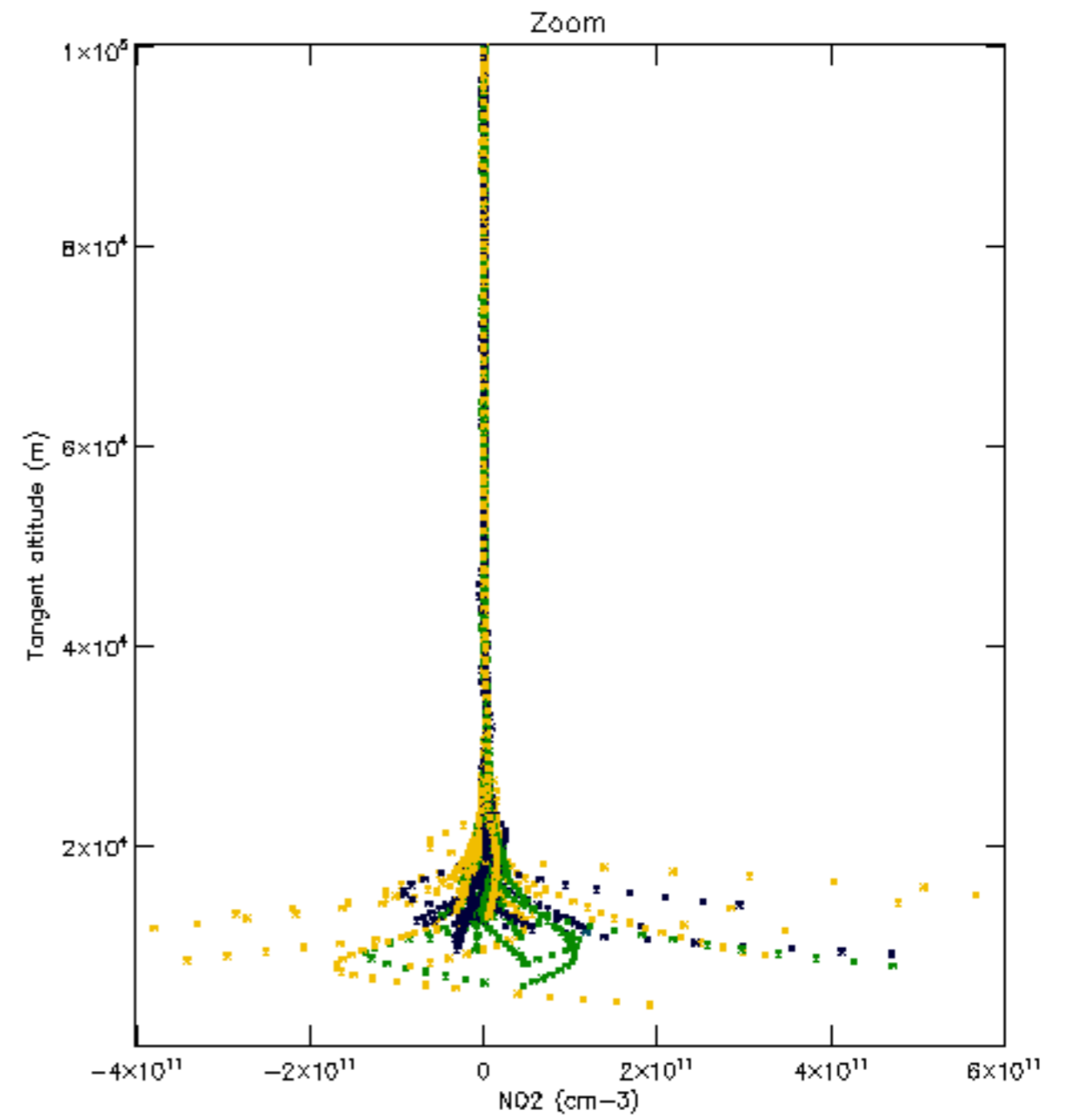
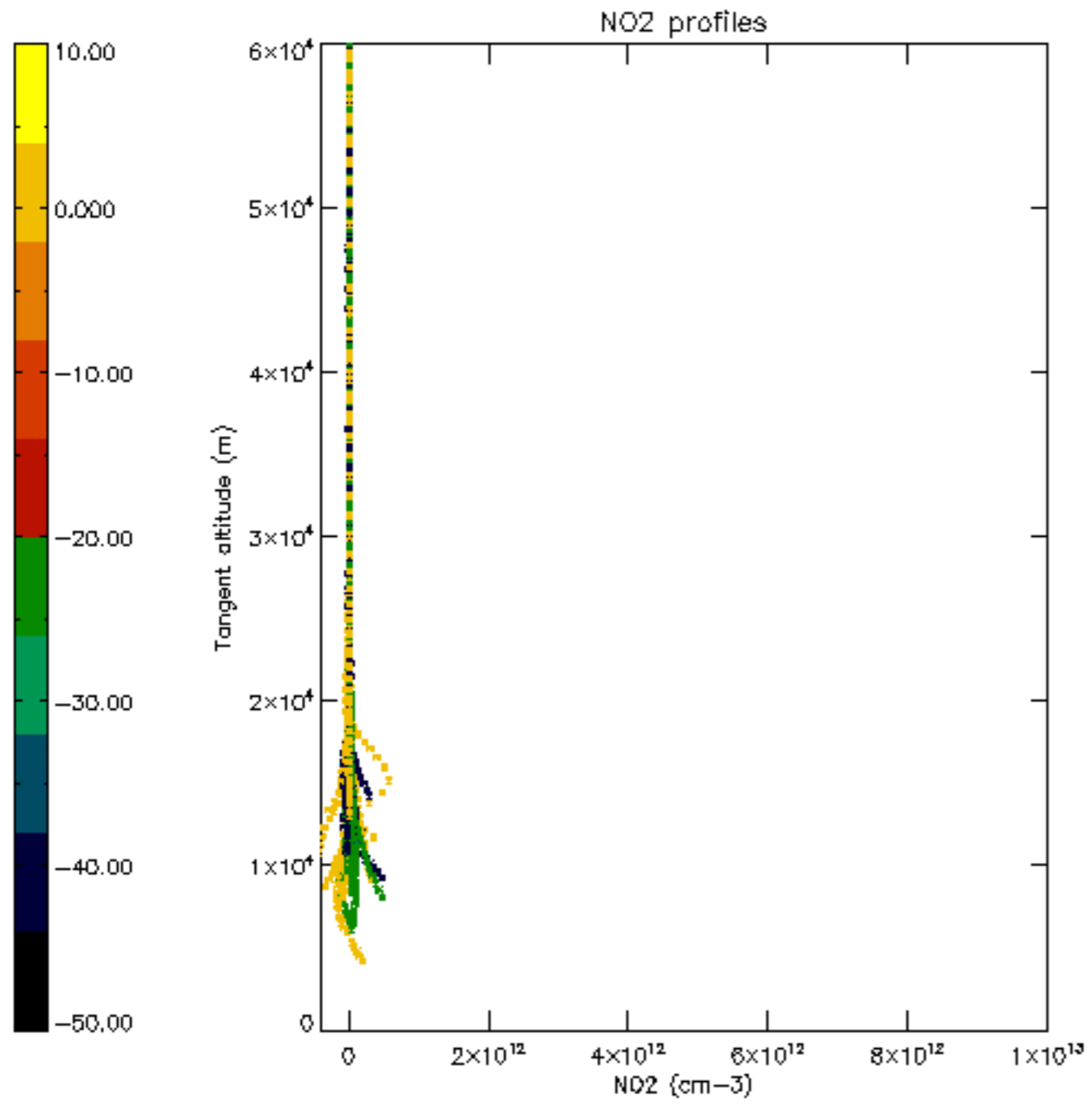


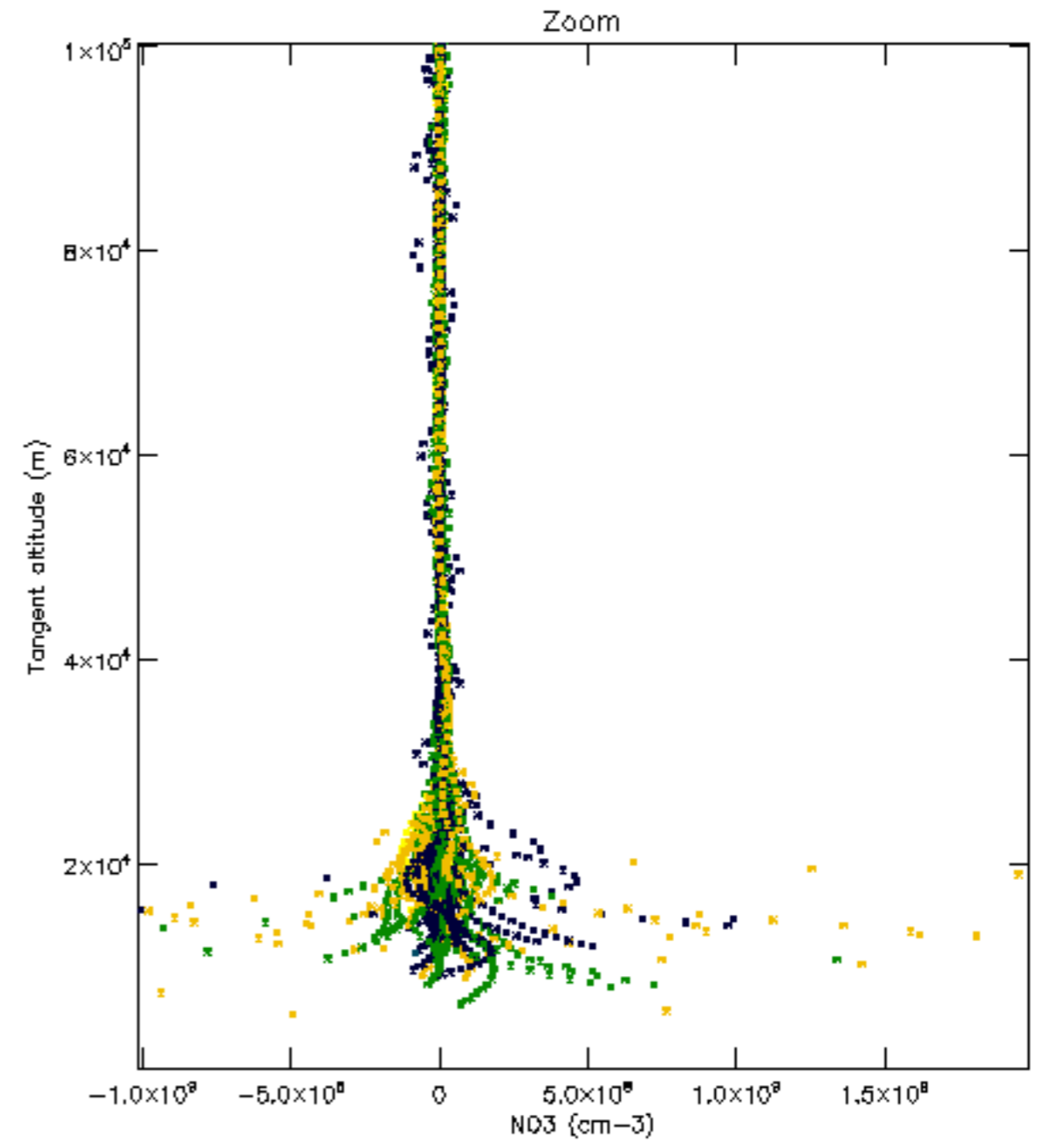
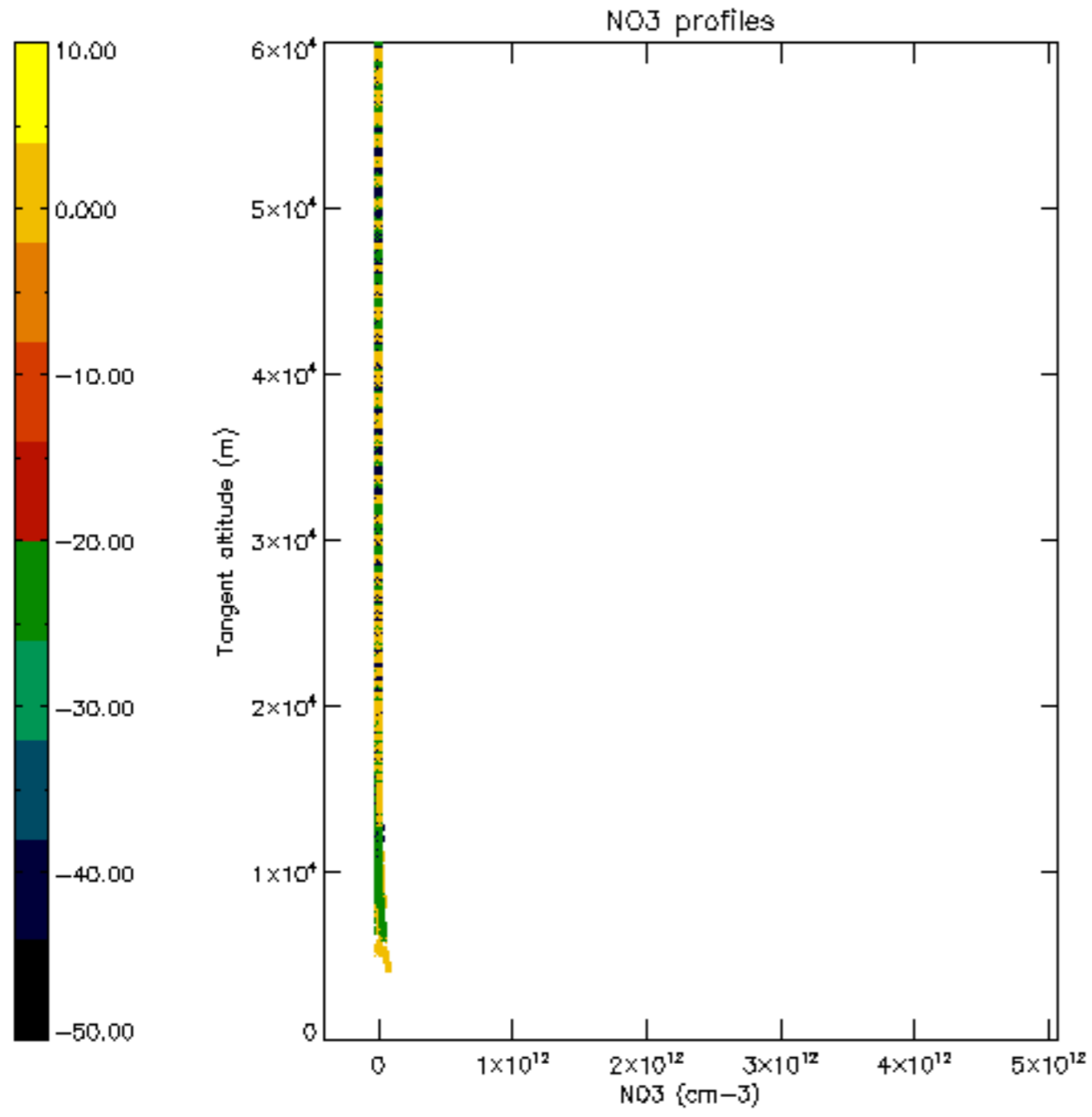


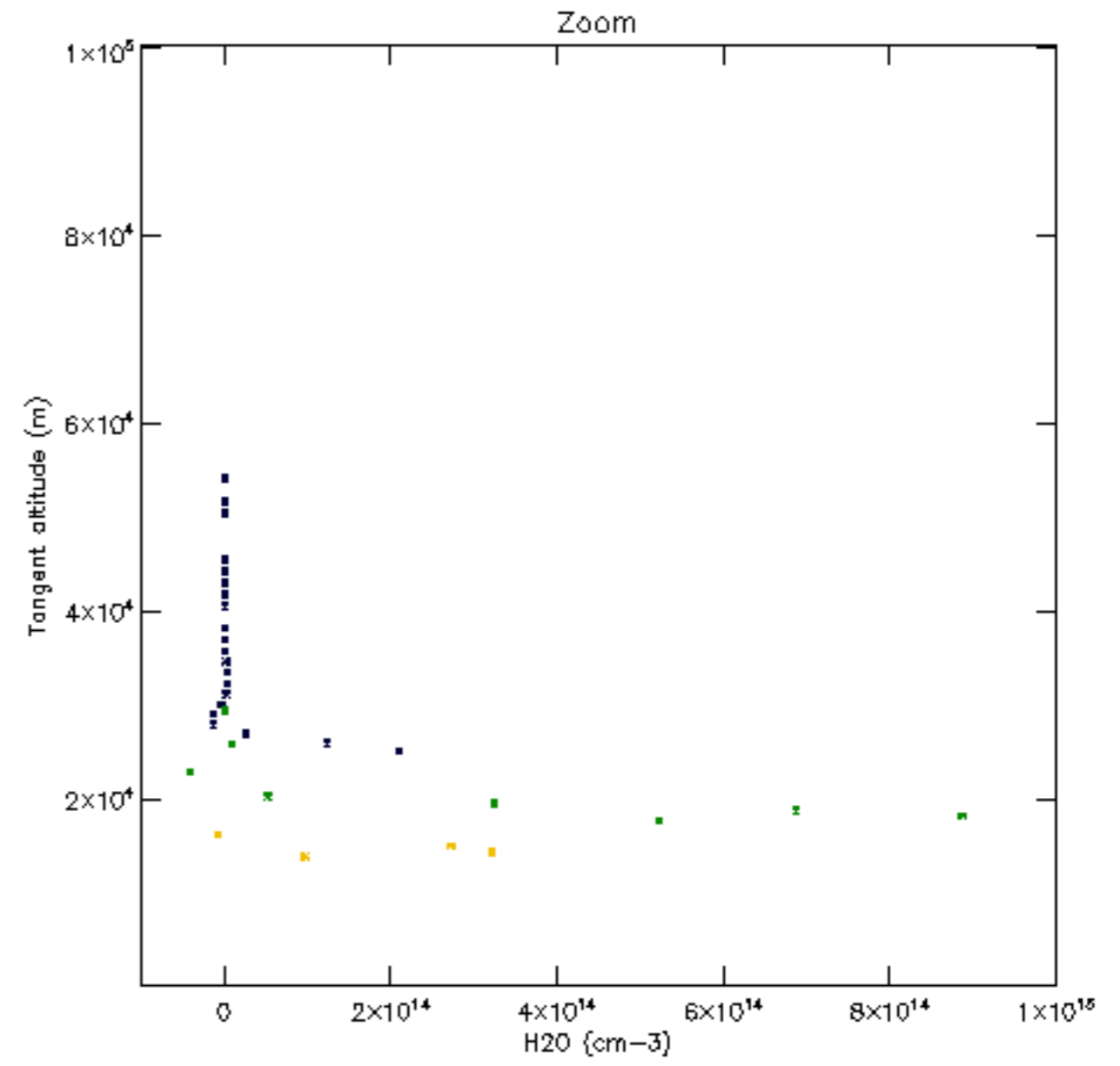
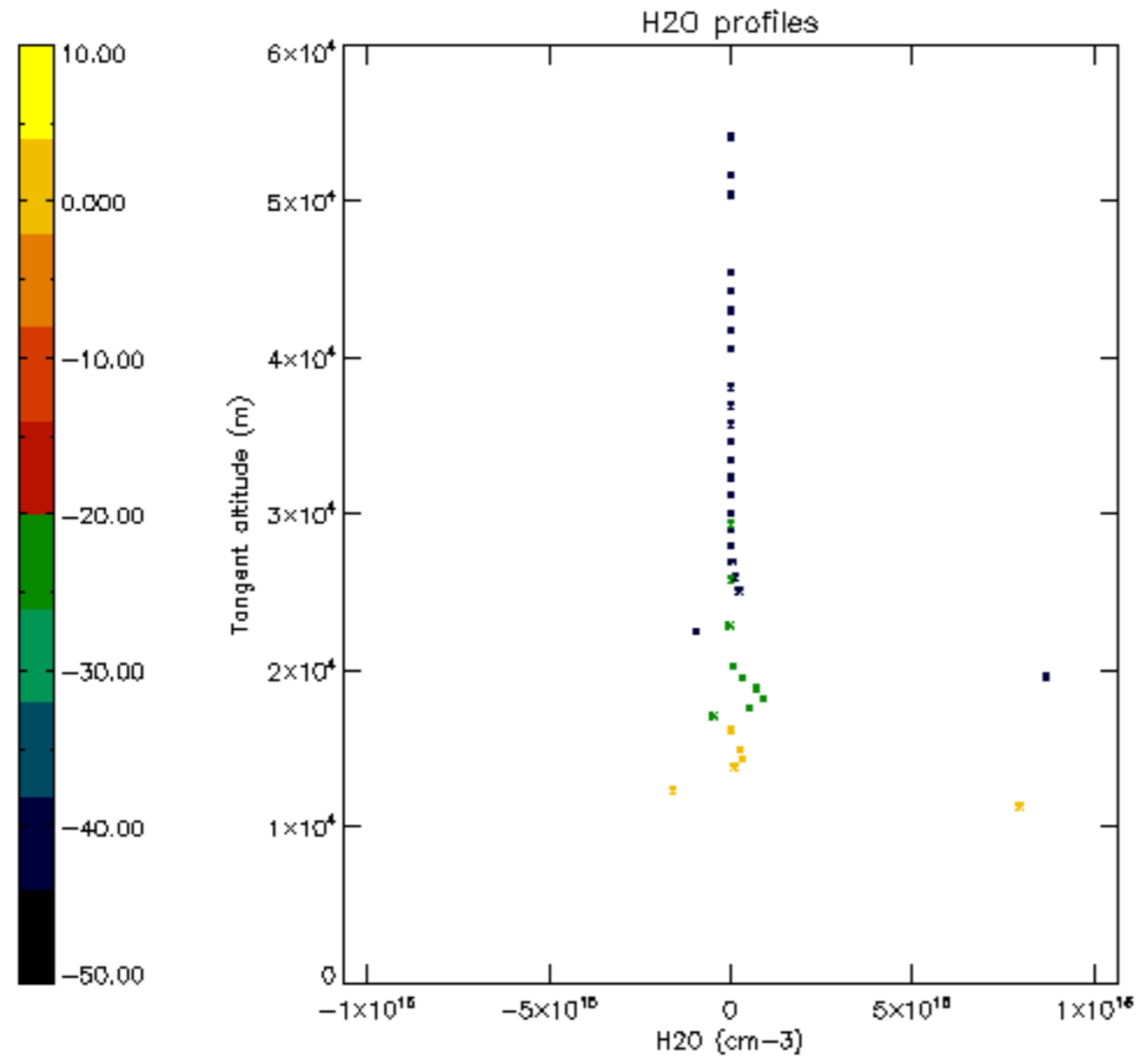


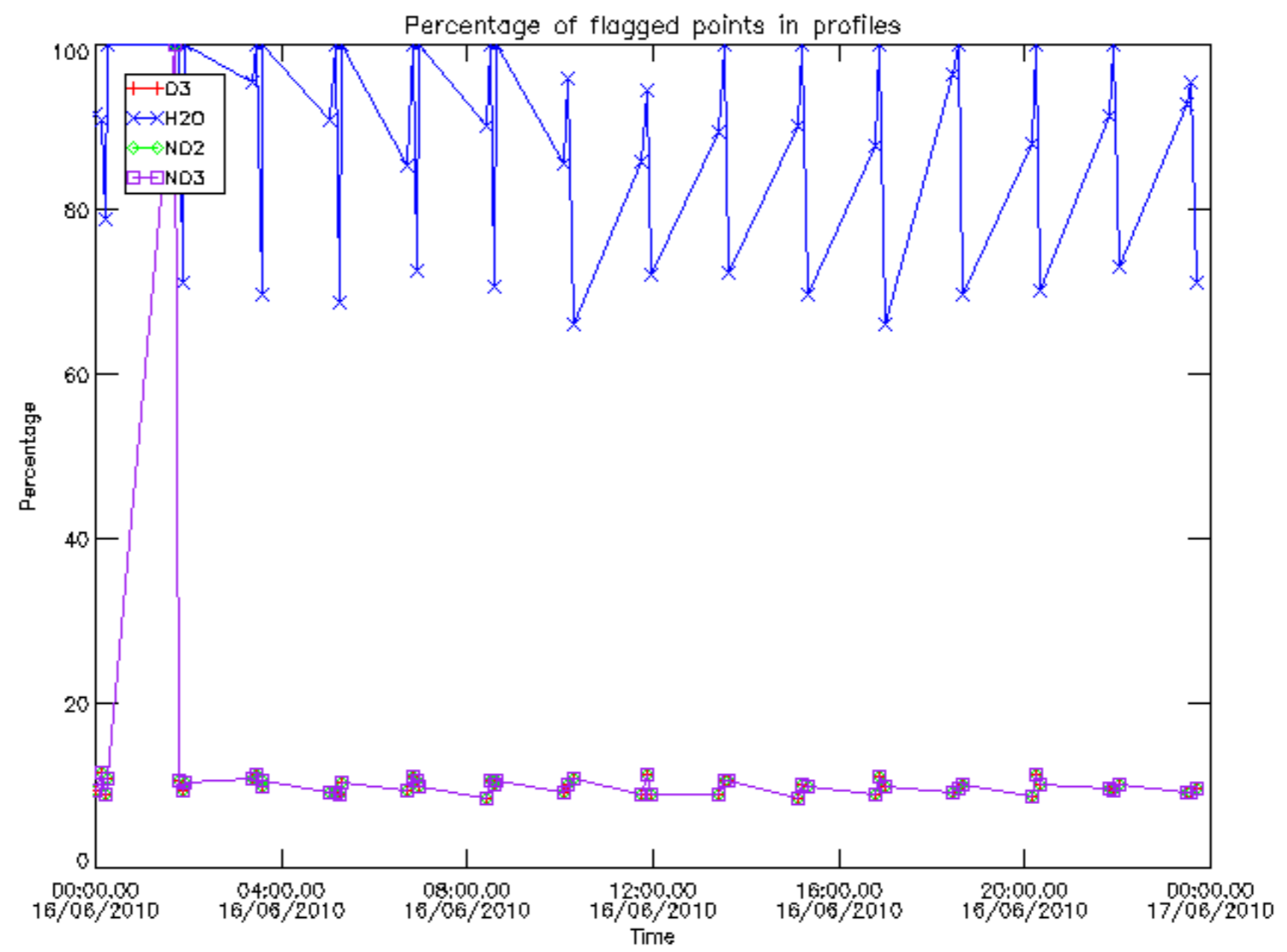




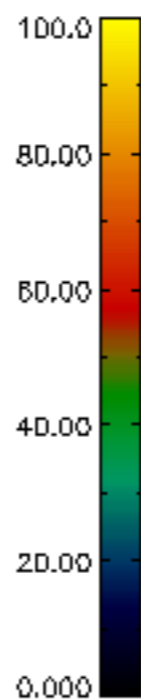
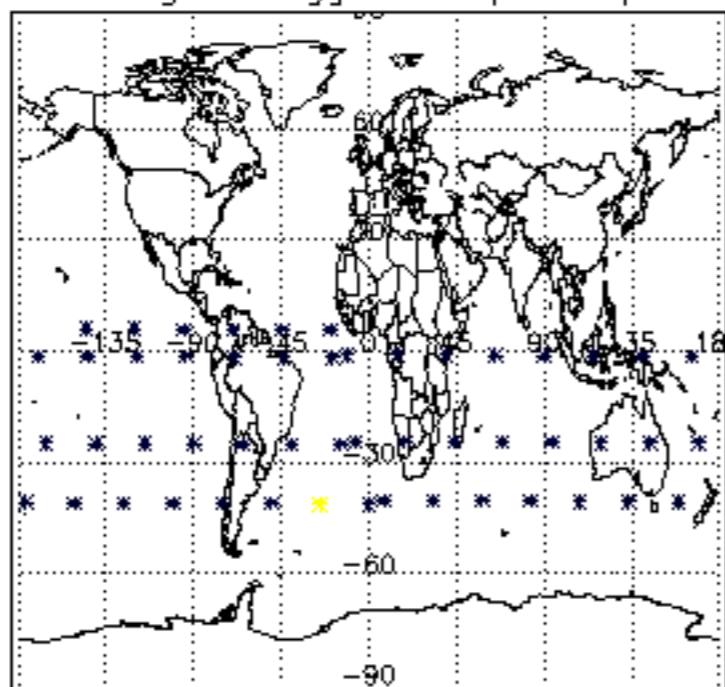




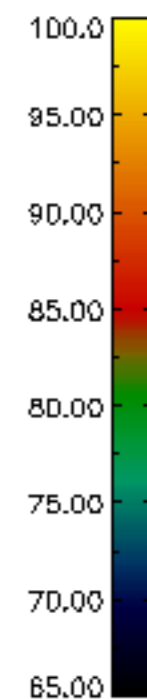
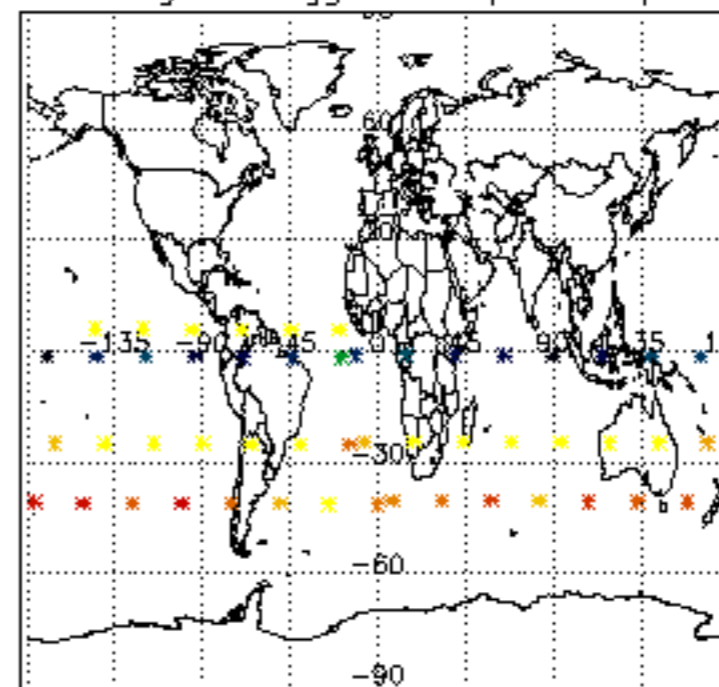




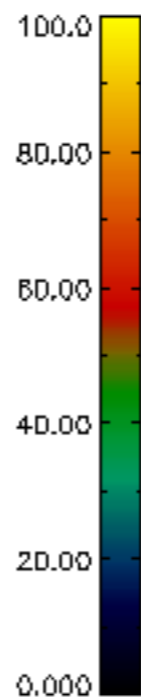
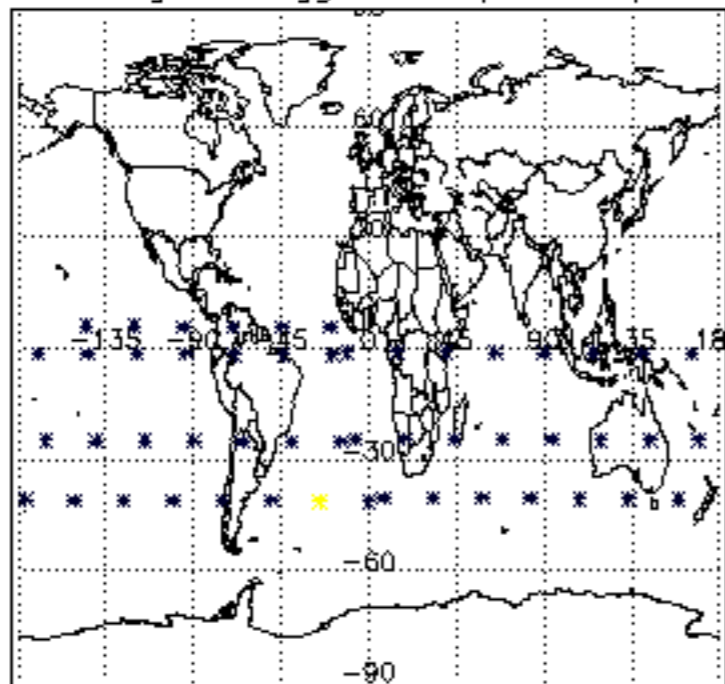
Percentage of flagged data per D3 profile



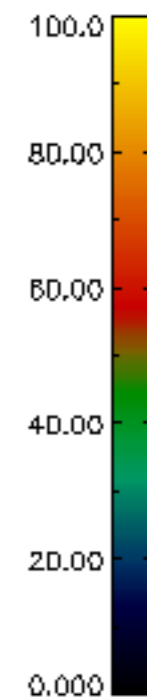
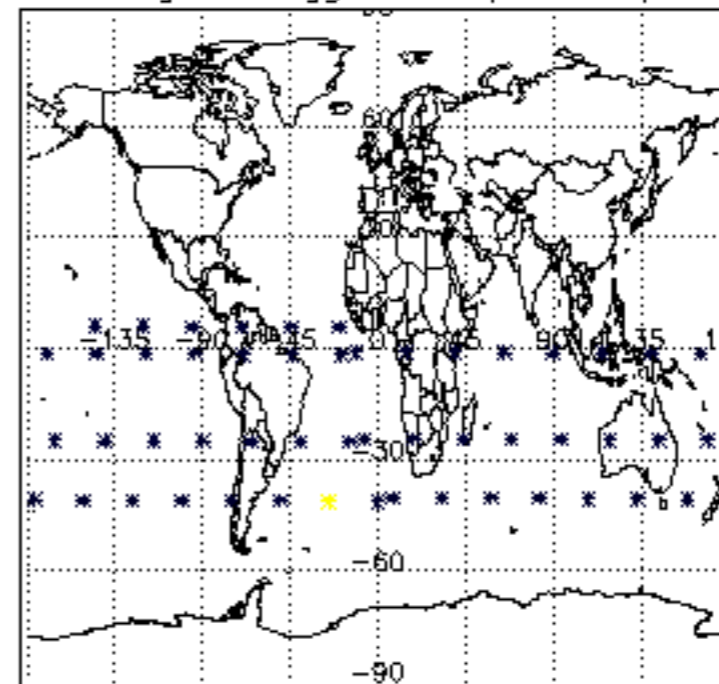
Percentage of flagged data per H2O profile

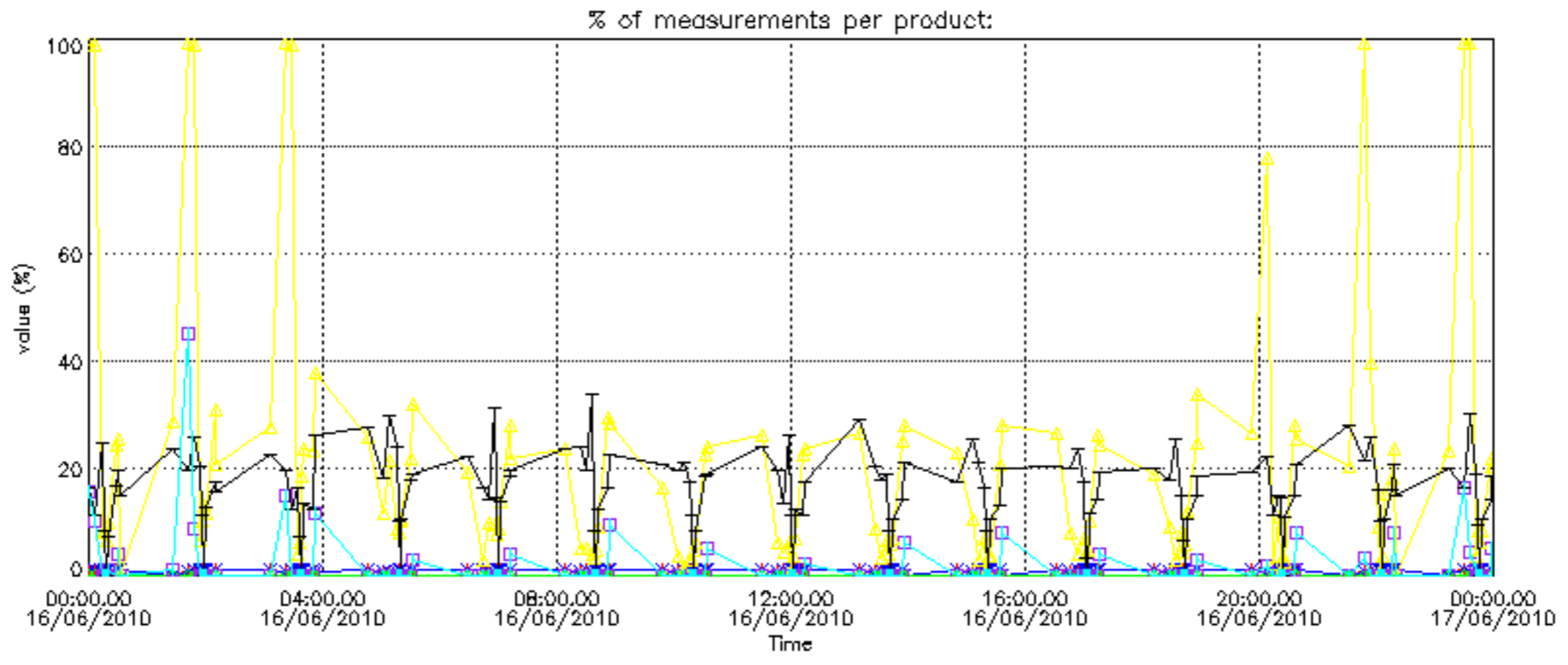


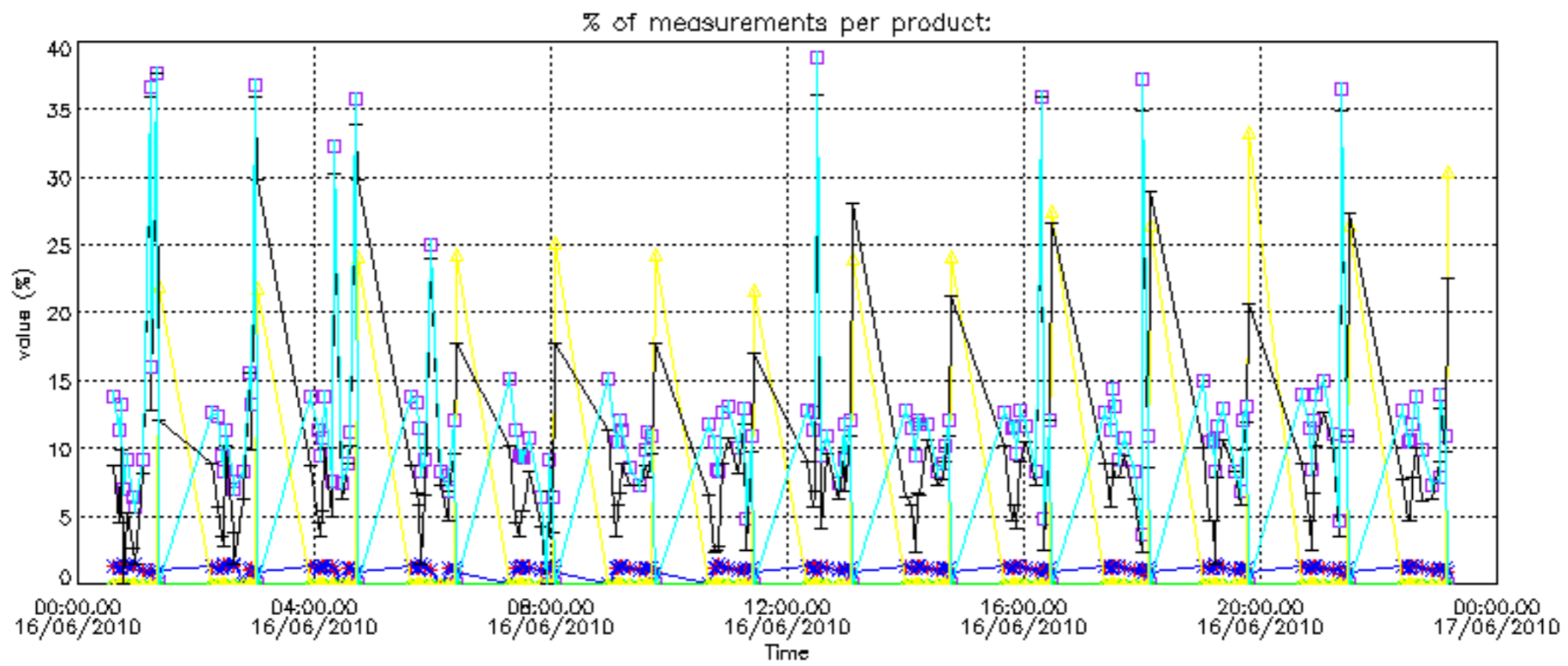
Percentage of flagged data per NO2 profile



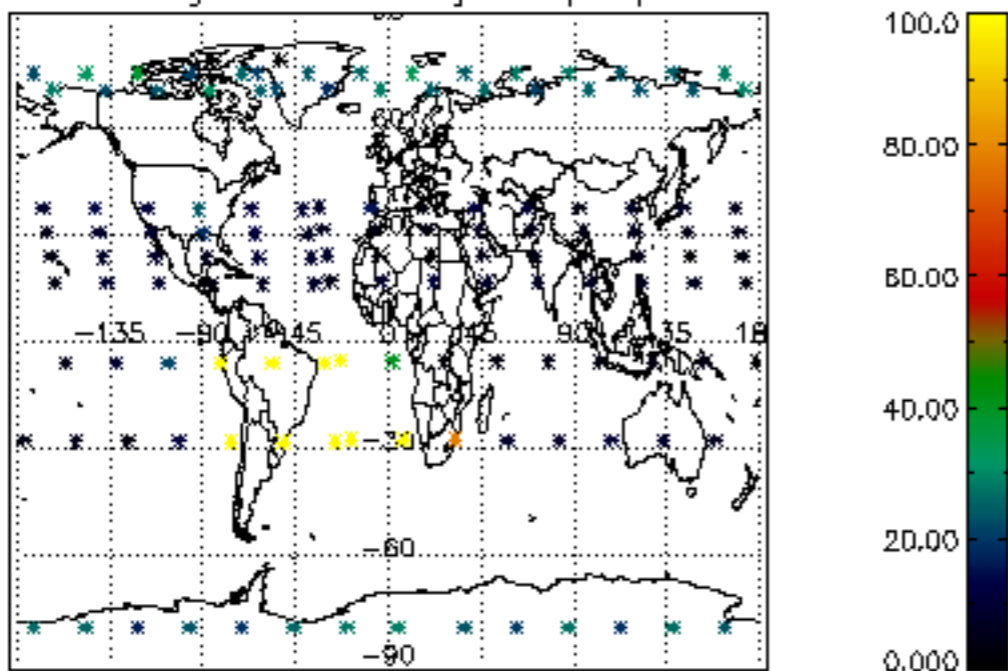
Percentage of flagged data per NO3 profile



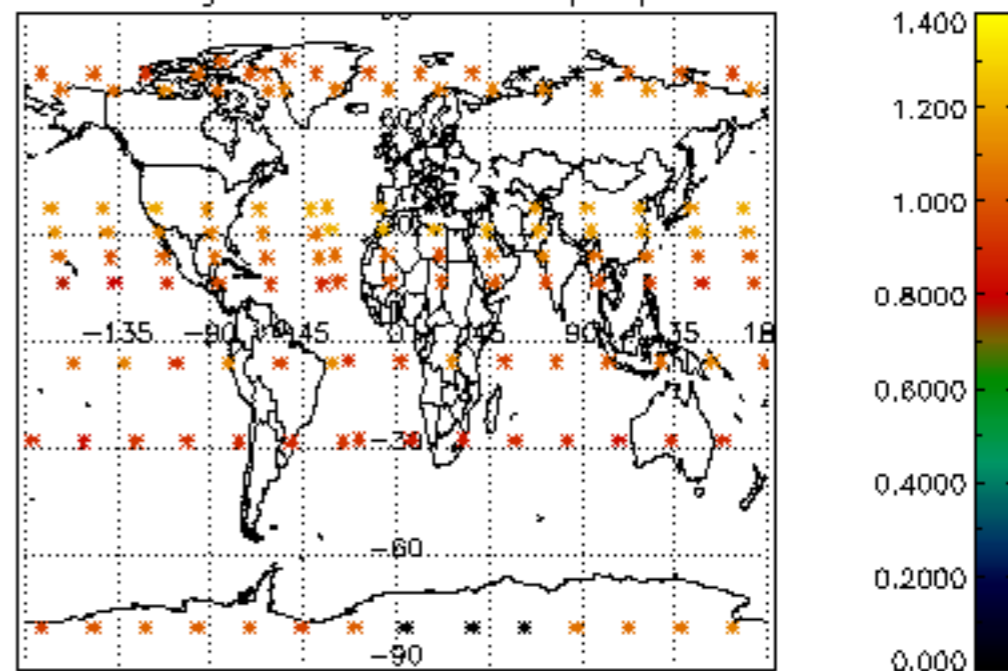




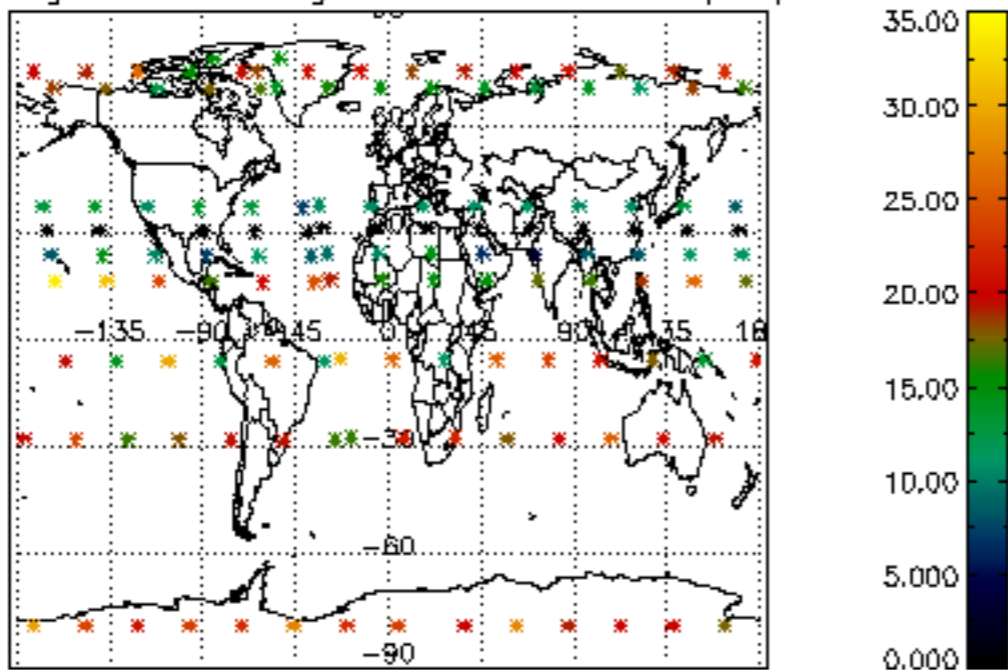
Percentage of cosmic ray hits per profile



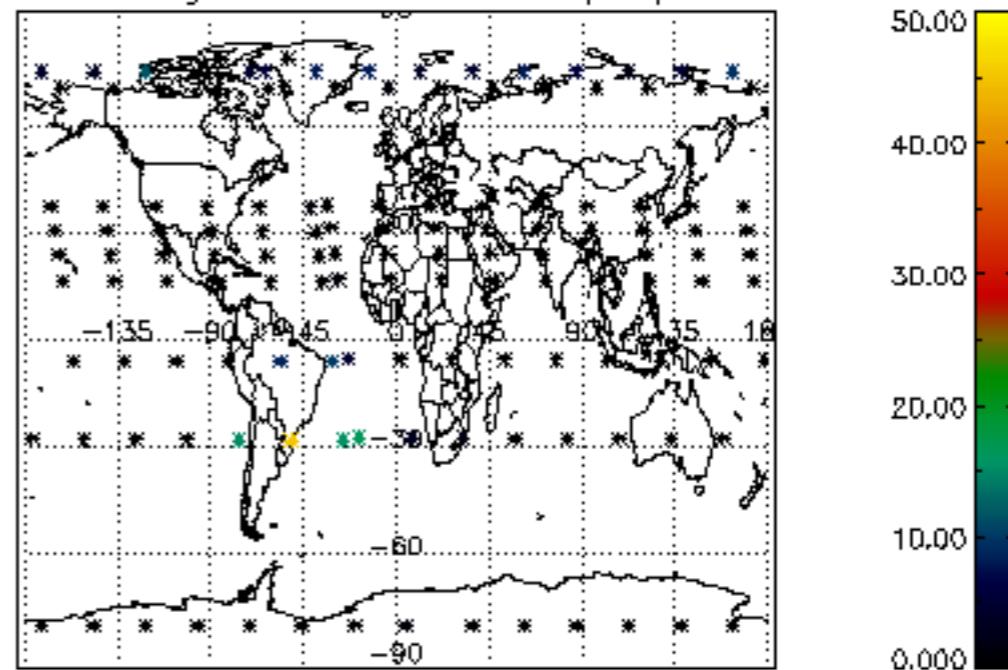
Percentage of datation errors per profile



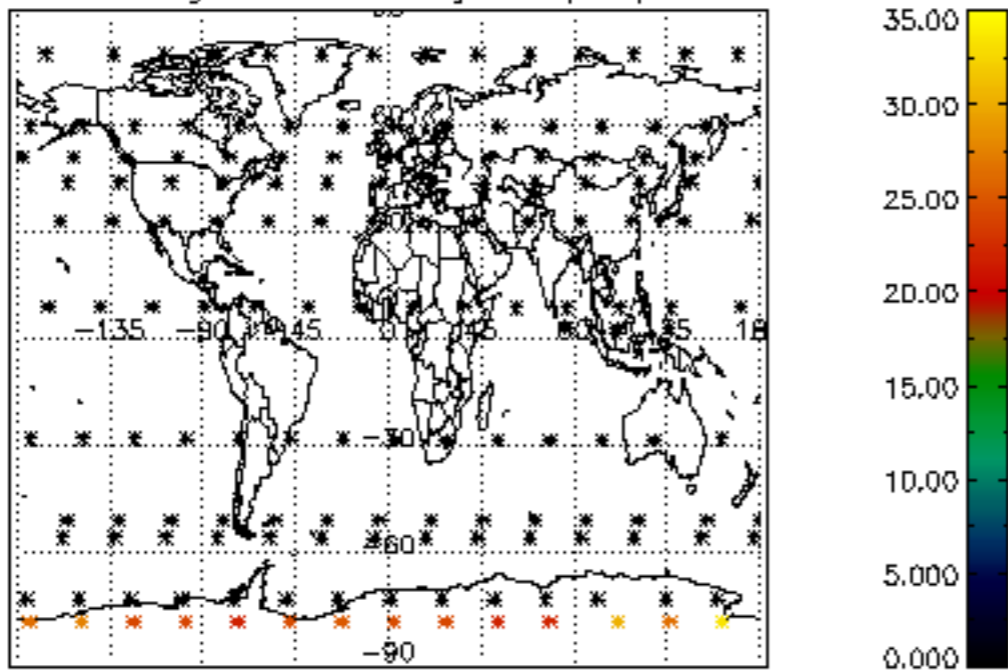
Percentage of star falling outside central band per profile



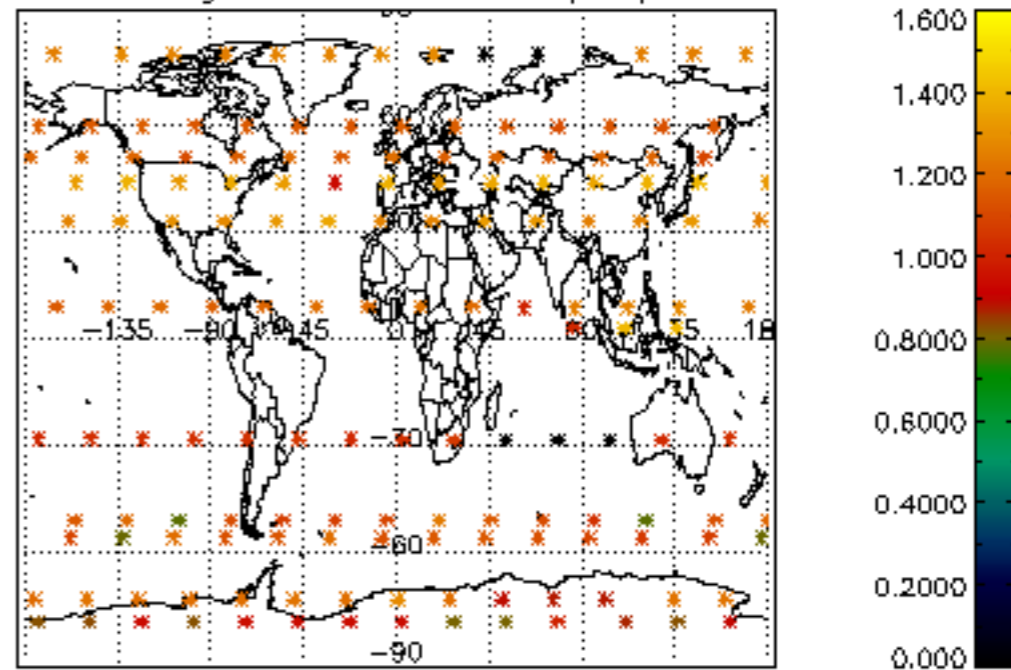
Percentage of saturation errors per profile



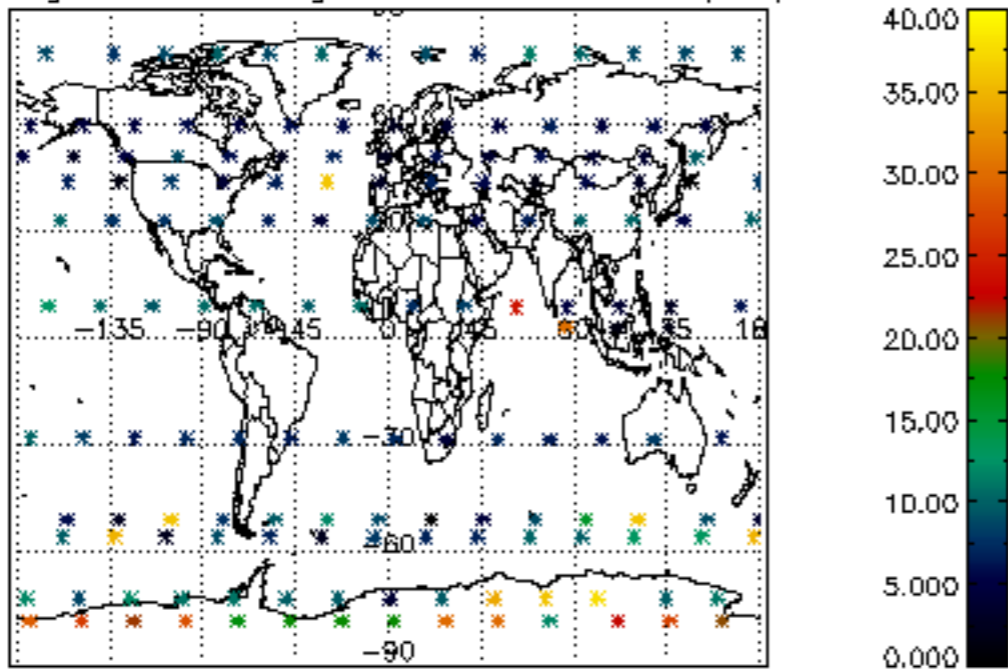
Percentage of cosmic ray hits per profile



Percentage of datation errors per profile



Percentage of star falling outside central band per profile



Percentage of saturation errors per profile

