

GOMOS Level 2 Daily Report

SUMMARY

[1. General Info](#)

[2. Summary of processed GOM_NL_2P products](#)

[3. Level 2 Quality information per product](#)

[3.1 Plot of level 2 quality information per product \(time dependant\)](#)

[3.2 Plot of level 2 quality information per product \(world map\)](#)

[4. Level 1 Quality information per product \(stored on level 2 products\)](#)

[4.1 Plot of level 1 quality information per product \(time dependant\)](#)

[4.1.1 Plot of level 1 quality information per product \(time dependant\): ASCENDING](#)

[4.1.2 Plot of level 1 quality information per product \(time dependant\): DESCENDING](#)

[4.2 Plot of level 1 quality information per product \(world map\)](#)

[4.2.1 Plot of level 1 quality information per product \(world map\): ASCENDING](#)

[4.2.2 Plot of level 1 quality information per product \(world map\): DESCENDING](#)

[5. Ozone profiles based on quality statistics and other trace gas profiles](#)

[5.1 Ozone statistics based on quality of products](#)

[5.2 Plot ozone profiles for all STD \(dark without errors\)](#)

[5.3 Plot ozone profiles where STD < 20% \(dark without errors\)](#)

[5.4. Plot ozone profiles where STD < 10% \(dark without errors\)](#)

[5.5. Plot ozone profiles where STD < 5% \(dark without errors\)](#)

[5.6 Plot NO2 profiles for all STD \(dark without errors\)](#)

[5.7 Plot NO3 profiles for all STD \(dark without errors\)](#)

[5.8 Plot H2O profiles \(only for occultations of stars 1,2,3,4,13,14,16,26,63 dark without errors\) for all STD](#)

[6. Auxiliary Data Files used for the production reported in section 2](#)

This report presents the daily analysis on parameters extracted from GOMOS level 2 data (GOM_NL__2P). It is intended to monitor some important parameters that will impact the quality of these products. A list of level 2 products (and content) that have arrived during the reporting day to the PCF is also given.

Item	Value
Time of report generation	29APR2013 11:35:35
Data source version	GOMOS/6.01
Start time of products	05-06-2010 (05JUN2010 00:00:00)
Stop time of products	06-06-2010 (06JUN2010 00:00:00)
Store outputs in DB	Yes
Nb of level 2 prods	305
Nb of prods with errors	0

2. Summary of processed GOM_NL__2P products.

Nr	Filename	UTC Start time	Limb	Duration	Star Id	Star Name	Star Mag	Star Temp	Nb Meas	Orbit	Prod. error
1	GOM_NL__2PRFIN20100605_000308_000000412090_00059_43199_3042.N1	05-JUN-2010 00:03:08	Bright	41.000	130	23Bet Dra	2.7990	5800.0	82	43199	No
2	GOM_NL__2PRFIN20100605_001400_000000482090_00059_43199_3043.N1	05-JUN-2010 00:14:00	Bright	47.500	89	5Alp Cep	2.4510	8000.0	95	43199	No
3	GOM_NL__2PRFIN20100605_001926_000000562090_00059_43199_3044.N1	05-JUN-2010 00:19:26	Bright	56.000	76	27Gam Cas	2.3000	30000.	112	43199	No
4	GOM_NL__2PRFIN20100605_002722_000000482090_00059_43199_3045.N1	05-JUN-2010 00:27:22	Bright	48.000	53	43Bet And	2.0480	3300.0	96	43199	No
5	GOM_NL__2PRFIN20100605_003011_000000562090_00059_43199_3046.N1	05-JUN-2010 00:30:11	Twilight	56.000	58	21Alp And	2.0730	11000.	112	43199	No
6	GOM_NL__2PRFIN20100605_003526_000000552090_00059_43199_3047.N1	05-JUN-2010 00:35:26	Dark	55.000	140	88Gam Peg	2.8340	26000.	110	43199	No
7	GOM_NL__2PRFIN20100605_004431_000000482090_00059_43199_3048.N1	05-JUN-2010 00:44:31	Dark	48.000	52	16Bet Cet	2.0370	4500.0	96	43199	No
8	GOM_NL__2PRFIN20100605_005108_000000452090_00059_43199_3049.N1	05-JUN-2010 00:51:08	Dark	45.000	84	Alp Phe	2.3970	4500.0	90	43199	No
9	GOM_NL__2PRFIN20100605_005348_000000562090_00059_43199_3050.N1	05-JUN-2010 00:53:48	Dark	55.500	18	24Alp PsA	1.1660	9700.0	111	43199	No
10	GOM_NL__2PRFIN20100605_005644_000000622090_00060_43200_3038.N1	05-JUN-2010 00:56:44	Dark	62.000	63	Bet Gru	2.1500	2800.0	124	43200	No
11	GOM_NL__2PRFIN20100605_005841_000000472090_00060_43200_3039.N1	05-JUN-2010 00:58:41	Dark	46.500	31	Alp Gru	1.7340	15200.	93	43200	No
12	GOM_NL__2PRFIN20100605_010324_000000442090_00060_43200_3040.N1	05-JUN-2010 01:03:24	Straylight	43.500	45	Alp Pav	1.9400	26000.	87	43200	No
13	GOM_NL__2PRFIN20100605_011219_000000452090_00060_43200_3041.N1	05-JUN-2010 01:12:19	Straylight	44.500	40	The Sco	1.8590	7100.0	89	43200	No
14	GOM_NL__2PRFIN20100605_011405_000000452090_00060_43200_3042.N1	05-JUN-2010 01:14:05	Twilight	45.000	25	35Lam Sco	1.6200	28000.	90	43200	No
15	GOM_NL__2PRFIN20100605_011546_000000442090_00060_43200_3043.N1	05-JUN-2010 01:15:46	Twilight	44.000	75	26Eps Sco	2.2910	4250.0	88	43200	No
16	GOM_NL__2PRFIN20100605_011745_000000462090_00060_43200_3044.N1	05-JUN-2010 01:17:45	Bright	45.500	136	23Tau Sco	2.8220	30000.	91	43200	No
17	GOM_NL__2PRFIN20100605_012116_000000442090_00060_43200_3045.N1	05-JUN-2010 01:21:16	Bright	43.500	86	35Eta Oph	2.4300	10200.	87	43200	No
18	GOM_NL__2PRFIN20100605_012304_000000412090_00060_43200_3046.N1	05-JUN-2010 01:23:04	Bright	40.500	98	13Zet Oph	2.5710	30000.	81	43200	No
19	GOM_NL__2PRFIN20100605_012513_000000382090_00060_43200_3047.N1	05-JUN-2010 01:25:13	Bright	38.000	120	1Del Oph	2.7340	3200.0	76	43200	No
20	GOM_NL__2PRFIN20100605_013304_000000412090_00060_43200_3048.N1	05-JUN-2010 01:33:04	Bright	41.000	127	27Bet Her	2.7810	4700.0	82	43200	No
21	GOM_NL__2PRFIN20100605_013623_000000442090_00060_43200_3049.N1	05-JUN-2010 01:36:23	Bright	43.500	133	40Zet Her	2.8070	6000.0	87	43200	No
22	GOM_NL__2PRFIN20100605_014343_000000452090_00060_43200_3050.N1	05-JUN-2010 01:43:43	Bright	45.000	130	23Bet Dra	2.7990	5800.0	90	43200	No
23	GOM_NL__2PRFIN20100605_015435_000000492090_00060_43200_3051.N1	05-JUN-2010 01:54:35	Bright	48.500	89	5Alp Cep	2.4510	8000.0	97	43200	No
24	GOM_NL__2PRFIN20100605_020002_000000562090_00060_43200_3052.N1	05-JUN-2010 02:00:02	Bright	56.000	76	27Gam Cas	2.3000	30000.	112	43200	No
25	GOM_NL__2PRFIN20100605_020758_000000472090_00060_43200_3053.N1	05-JUN-2010 02:07:58	Bright	47.000	53	43Bet And	2.0480	3300.0	94	43200	No
26	GOM_NL__2PRFIN20100605_021047_000000572090_00060_43200_3054.N1	05-JUN-2010 02:10:47	Twilight	56.500	58	21Alp And	2.0730	11000.	113	43200	No
27	GOM_NL__2PRFIN20100605_021602_000000572090_00060_43200_3055.N1	05-JUN-2010 02:16:02	Dark	57.000	140	88Gam Peg	2.8340	26000.	114	43200	No
28	GOM_NL__2PRFIN20100605_022507_000000502090_00060_43200_3056.N1	05-JUN-2010 02:25:07	Dark	50.000	52	16Bet Cet	2.0370	4500.0	100	43200	No
29	GOM_NL__2PRFIN20100605_023145_000000492090_00060_43200_3057.N1	05-JUN-2010 02:31:45	Dark	48.500	84	Alp Phe	2.3970	4500.0	97	43200	No
30	GOM_NL__2PRFIN20100605_023721_000000592090_00061_43201_3046.N1	05-JUN-2010 02:37:21	Dark	58.500	63	Bet Gru	2.1500	2800.0	117	43201	No
31	GOM_NL__2PRFIN20100605_023918_000000512090_00061_43201_3047.N1	05-JUN-2010 02:39:18	Dark	51.000	31	Alp Gru	1.7340	15200.	102	43201	No
32	GOM_NL__2PRFIN20100605_024401_000000442090_00061_43201_3048.N1	05-JUN-2010 02:44:01	Straylight	43.500	45	Alp Pav	1.9400	26000.	87	43201	No
33	GOM_NL__2PRFIN20100605_025255_000000472090_00061_43201_3049.N1	05-JUN-2010 02:52:55	Straylight	46.500	40	The Sco	1.8590	7100.0	93	43201	No
34	GOM_NL__2PRFIN20100605_025442_000000482090_00061_43201_3050.N1	05-JUN-2010 02:54:42	Twilight	47.500	25	35Lam Sco	1.6200	28000.	95	43201	No
35	GOM_NL__2PRFIN20100605_025622_000000472090_00061_43201_3051.N1	05-JUN-2010 02:56:22	Twilight	47.000	75	26Eps Sco	2.2910	4250.0	94	43201	No
36	GOM_NL__2PRFIN20100605_025821_000000522090_00061_43201_3052.N1	05-JUN-2010 02:58:21	Bright	52.000	136	23Tau Sco	2.8220	30000.	104	43201	No
37	GOM_NL__2PRFIN20100605_030152_000000452090_00061_43201_3053.N1	05-JUN-2010 03:01:52	Bright	45.000	86	35Eta Oph	2.4300	10200.	90	43201	No
38	GOM_NL__2PRFIN20100605_030340_000000402090_00061_43201_3054.N1	05-JUN-2010 03:03:40	Bright	40.000	98	13Zet Oph	2.5710	30000.	80	43201	No
39	GOM_NL__2PRFIN20100605_030549_000000382090_00061_43201_3055.N1	05-JUN-2010 03:05:49	Bright	38.000	120	1Del Oph	2.7340	3200.0	76	43201	No
40	GOM_NL__2PRFIN20100605_031340_000000402090_00061_43201_3056.N1	05-JUN-2010 03:13:40	Bright	40.000	127	27Bet Her	2.7810	4700.0	80	43201	No
41	GOM_NL__2PRFIN20100605_031659_000000402090_00061_43201_3057.N1	05-JUN-2010 03:16:59	Bright	40.000	133	40Zet Her	2.8070	6000.0	80	43201	No
42	GOM_NL__2PRFIN20100605_032418_000000462090_00061_43201_3058.N1	05-JUN-2010 03:24:18	Bright	45.500	130	23Bet Dra	2.7990	5800.0	91	43201	No

43	GOM_NL__2PRFIN20100605_033510_000000482090_00061_43201_3059.N1	05-JUN-2010 03:35:10	Bright	48.000	89	5Alp Cep	2.4510	8000.0	96	43201	No
44	GOM_NL__2PRFIN20100605_034038_000000412090_00061_43201_3060.N1	05-JUN-2010 03:40:38	Bright	41.000	76	27Gam Cas	2.3000	30000.	82	43201	No
45	GOM_NL__2PRFIN20100605_034834_000000462090_00061_43201_3061.N1	05-JUN-2010 03:48:34	Bright	46.000	53	43Bet And	2.0480	3300.0	92	43201	No
46	GOM_NL__2PRFIN20100605_035123_000000572090_00061_43201_3062.N1	05-JUN-2010 03:51:23	TwI_and_stray	57.000	58	21Alp And	2.0730	11000.	114	43201	No
47	GOM_NL__2PRFIN20100605_035639_000000562090_00061_43201_3063.N1	05-JUN-2010 03:56:39	Dark	55.500	140	88Gam Peg	2.8340	26000.	111	43201	No
48	GOM_NL__2PRFIN20100605_040544_000000522090_00061_43201_3064.N1	05-JUN-2010 04:05:44	Dark	52.000	52	16Bet Cet	2.0370	4500.0	104	43201	No
49	GOM_NL__2PRFIN20100605_041222_000000432090_00061_43201_3065.N1	05-JUN-2010 04:12:22	Dark	42.500	84	Alp Phe	2.3970	4500.0	85	43201	No
50	GOM_NL__2PRFIN20100605_041758_000000472090_00062_43202_3054.N1	05-JUN-2010 04:17:58	Dark	46.500	63	Bet Gru	2.1500	2800.0	93	43202	No
51	GOM_NL__2PRFIN20100605_041954_000000462090_00062_43202_3055.N1	05-JUN-2010 04:19:54	Dark	46.000	31	Alp Gru	1.7340	15200.	92	43202	No
52	GOM_NL__2PRFIN20100605_042437_000000442090_00062_43202_3056.N1	05-JUN-2010 04:24:37	Straylight	44.000	45	Alp Pav	1.9400	26000.	88	43202	No
53	GOM_NL__2PRFIN20100605_043331_000000452090_00062_43202_3057.N1	05-JUN-2010 04:33:31	Straylight	45.000	40	The Sco	1.8590	7100.0	90	43202	No
54	GOM_NL__2PRFIN20100605_043518_000000492090_00062_43202_3058.N1	05-JUN-2010 04:35:18	TwI_and_stray	48.500	25	35Lam Sco	1.6200	28000.	97	43202	No
55	GOM_NL__2PRFIN20100605_043658_000000462090_00062_43202_3059.N1	05-JUN-2010 04:36:58	TwI_and_stray	46.000	75	26Eps Sco	2.2910	4250.0	92	43202	No
56	GOM_NL__2PRFIN20100605_043857_000000462090_00062_43202_3060.N1	05-JUN-2010 04:38:57	Bright	46.000	136	23Tau Sco	2.8220	30000.	92	43202	No
57	GOM_NL__2PRFIN20100605_044228_000000452090_00062_43202_3061.N1	05-JUN-2010 04:42:28	Bright	45.000	86	35Eta Oph	2.4300	10200.	90	43202	No
58	GOM_NL__2PRFIN20100605_044416_000000412090_00062_43202_3062.N1	05-JUN-2010 04:44:16	Bright	41.000	98	13Zet Oph	2.5710	30000.	82	43202	No
59	GOM_NL__2PRFIN20100605_044625_000000382090_00062_43202_3063.N1	05-JUN-2010 04:46:25	Bright	37.500	120	1Del Oph	2.7340	3200.0	75	43202	No
60	GOM_NL__2PRFIN20100605_045415_000000392090_00062_43202_3064.N1	05-JUN-2010 04:54:15	Bright	39.000	127	27Bet Her	2.7810	4700.0	78	43202	No
61	GOM_NL__2PRFIN20100605_045735_000000432090_00062_43202_3065.N1	05-JUN-2010 04:57:35	Bright	43.000	133	40Zet Her	2.8070	6000.0	86	43202	No
62	GOM_NL__2PRFIN20100605_050454_000000412090_00062_43202_3066.N1	05-JUN-2010 05:04:54	Bright	40.500	130	23Bet Dra	2.7990	5800.0	81	43202	No
63	GOM_NL__2PRFIN20100605_051546_000000482090_00062_43202_3067.N1	05-JUN-2010 05:15:46	Bright	47.500	89	5Alp Cep	2.4510	8000.0	95	43202	No
64	GOM_NL__2PRFIN20100605_052114_000000482090_00062_43202_3068.N1	05-JUN-2010 05:21:14	Bright	47.500	76	27Gam Cas	2.3000	30000.	95	43202	No
65	GOM_NL__2PRFIN20100605_052910_000000492090_00062_43202_3069.N1	05-JUN-2010 05:29:10	Bright	48.500	53	43Bet And	2.0480	3300.0	97	43202	No
66	GOM_NL__2PRFIN20100605_053159_000000552090_00062_43202_3070.N1	05-JUN-2010 05:31:59	TwI_and_stray	54.500	58	21Alp And	2.0730	11000.	109	43202	No
67	GOM_NL__2PRFIN20100605_053715_000000562090_00062_43202_3071.N1	05-JUN-2010 05:37:15	Dark	56.000	140	88Gam Peg	2.8340	26000.	112	43202	No
68	GOM_NL__2PRFIN20100605_054620_000000462090_00062_43202_3072.N1	05-JUN-2010 05:46:20	Dark	46.000	52	16Bet Cet	2.0370	4500.0	92	43202	No
69	GOM_NL__2PRFIN20100605_055258_000000462090_00062_43202_3073.N1	05-JUN-2010 05:52:58	Dark	45.500	84	Alp Phe	2.3970	4500.0	91	43202	No
70	GOM_NL__2PRFIN20100605_055540_000000722090_00062_43202_3074.N1	05-JUN-2010 05:55:40	Dark	72.000	18	24Alp PsA	1.1660	9700.0	144	43202	No
71	GOM_NL__2PRFIN20100605_055835_000000632090_00063_43203_3062.N1	05-JUN-2010 05:58:35	Dark	63.000	63	Bet Gru	2.1500	2800.0	126	43203	No
72	GOM_NL__2PRFIN20100605_060031_000000482090_00063_43203_3063.N1	05-JUN-2010 06:00:31	Dark	48.000	31	Alp Gru	1.7340	15200.	96	43203	No
73	GOM_NL__2PRFIN20100605_060514_000000432090_00063_43203_3064.N1	05-JUN-2010 06:05:14	Straylight	42.500	45	Alp Pav	1.9400	26000.	85	43203	No
74	GOM_NL__2PRFIN20100605_061408_000000452090_00063_43203_3065.N1	05-JUN-2010 06:14:08	Straylight	45.000	40	The Sco	1.8590	7100.0	90	43203	No
75	GOM_NL__2PRFIN20100605_061554_000000482090_00063_43203_3066.N1	05-JUN-2010 06:15:54	TwI_and_stray	48.000	25	35Lam Sco	1.6200	28000.	96	43203	No
76	GOM_NL__2PRFIN20100605_061734_000000462090_00063_43203_3067.N1	05-JUN-2010 06:17:34	TwI_and_stray	45.500	75	26Eps Sco	2.2910	4250.0	91	43203	No
77	GOM_NL__2PRFIN20100605_061933_000000552090_00063_43203_3068.N1	05-JUN-2010 06:19:33	Bright	55.000	136	23Tau Sco	2.8220	30000.	110	43203	No
78	GOM_NL__2PRFIN20100605_062304_000000442090_00063_43203_3069.N1	05-JUN-2010 06:23:04	Bright	44.000	86	35Eta Oph	2.4300	10200.	88	43203	No
79	GOM_NL__2PRFIN20100605_062452_000000412090_00063_43203_3070.N1	05-JUN-2010 06:24:52	Bright	41.000	98	13Zet Oph	2.5710	30000.	82	43203	No
80	GOM_NL__2PRFIN20100605_062701_000000382090_00063_43203_3071.N1	05-JUN-2010 06:27:01	Bright	38.000	120	1Del Oph	2.7340	3200.0	76	43203	No
81	GOM_NL__2PRFIN20100605_063451_000000412090_00063_43203_3072.N1	05-JUN-2010 06:34:51	Bright	40.500	127	27Bet Her	2.7810	4700.0	81	43203	No
82	GOM_NL__2PRFIN20100605_063810_000000442090_00063_43203_3073.N1	05-JUN-2010 06:38:10	Bright	44.000	133	40Zet Her	2.8070	6000.0	88	43203	No
83	GOM_NL__2PRFIN20100605_064529_000000452090_00063_43203_3074.N1	05-JUN-2010 06:45:29	Bright	45.000	130	23Bet Dra	2.7990	5800.0	90	43203	No
84	GOM_NL__2PRFIN20100605_065621_000000492090_00063_43203_3075.N1	05-JUN-2010 06:56:21	Bright	49.000	89	5Alp Cep	2.4510	8000.0	98	43203	No
85	GOM_NL__2PRFIN20100605_070150_000000392090_00063_43203_3076.N1	05-JUN-2010 07:01:50	Bright	38.500	76	27Gam Cas	2.3000	30000.	77	43203	No
86	GOM_NL__2PRFIN20100605_070946_000000512090_00063_43203_3077.N1	05-JUN-2010 07:09:46	Bright	50.500	53	43Bet And	2.0480	3300.0	101	43203	No
87	GOM_NL__2PRFIN20100605_071235_000000582090_00063_43203_3078.N1	05-JUN-2010 07:12:35	TwI_and_stray	57.500	58	21Alp And	2.0730	11000.	115	43203	No
88	GOM_NL__2PRFIN20100605_071751_000000562090_00063_43203_3079.N1	05-JUN-2010 07:17:51	Dark	56.000	140	88Gam Peg	2.8340	26000.	112	43203	No
89	GOM_NL__2PRFIN20100605_072657_000000542090_00063_43203_3080.N1	05-JUN-2010 07:26:57	Dark	53.500	52	16Bet Cet	2.0370	4500.0	107	43203	No
90	GOM_NL__2PRFIN20100605_073335_000000442090_00063_43203_3081.N1	05-JUN-2010 07:33:35	Dark	43.500	84	Alp Phe	2.3970	4500.0	87	43203	No
91	GOM_NL__2PRFIN20100605_073617_000000622090_00063_43203_3082.N1	05-JUN-2010 07:36:17	Dark	61.500	18	24Alp PsA	1.1660	9700.0	123	43203	No
92	GOM_NL__2PRFIN20100605_073912_000000612090_00064_43204_3090.N1	05-JUN-2010 07:39:12	Dark	60.500	63	Bet Gru	2.1500	2800.0	121	43204	No
93	GOM_NL__2PRFIN20100605_074108_000000482090_00064_43204_3091.N1	05-JUN-2010 07:41:08	Dark	47.500	31	Alp Gru	1.7340	15200.	95	43204	No
94	GOM_NL__2PRFIN20100605_074551_000000432090_00064_43204_3092.N1	05-JUN-2010 07:45:51	Straylight	43.000	45	Alp Pav	1.9400	26000.	86	43204	No
95	GOM_NL__2PRFIN20100605_075444_000000492090_00064_43204_3093.N1	05-JUN-2010 07:54:44	Straylight	48.500	40	The Sco	1.8590	7100.0	97	43204	No
96	GOM_NL__2PRFIN20100605_075631_000000482090_00064_43204_3094.N1	05-JUN-2010 07:56:31	TwI_and_stray	47.500	25	35Lam Sco	1.6200	28000.	95	43204	No
97	GOM_NL__2PRFIN20100605_075811_000000462090_00064_43204_3095.N1	05-JUN-2010 07:58:11	TwI_and_stray	46.000	75	26Eps Sco	2.2910	4250.0	92	43204	No
98	GOM_NL__2PRFIN20100605_080009_000000442090_00064_43204_3096.N1	05-JUN-2010 08:00:09	Bright	43.500	136	23Tau Sco	2.8220	30000.	87	43204	No
99	GOM_NL__2PRFIN20100605_080340_000000442090_00064_43204_3097.N1	05-JUN-2010 08:03:40	Bright	44.000	86	35Eta Oph	2.4300	10200.	88	43204	No
100	GOM_NL__2PRFIN20100605_080528_000000412090_00064_43204_3098.N1	05-JUN-2010 08:05:28	Bright	40.500	98	13Zet Oph	2.5710	30000.	81	43204	No
101	GOM_NL__2PRFIN20100605_080737_000000382090_00064_43204_3099.N1	05-JUN-2010 08:07:37	Bright	37.500	120	1Del Oph	2.7340	3200.0	75	43204	No

102	GOM_NL__2PRFIN20100605_081527_000000422090_00064_43204_3100.N1	05-JUN-2010 08:15:27	Bright	42.000	127	27Bet Her	2.7810	4700.0	84	43204	No
103	GOM_NL__2PRFIN20100605_081845_000000422090_00064_43204_3101.N1	05-JUN-2010 08:18:45	Bright	42.000	133	40Zet Her	2.8070	6000.0	84	43204	No
104	GOM_NL__2PRFIN20100605_082604_000000432090_00064_43204_3102.N1	05-JUN-2010 08:26:04	Bright	43.000	130	23Bet Dra	2.7990	5800.0	86	43204	No
105	GOM_NL__2PRFIN20100605_083656_000000482090_00064_43204_3103.N1	05-JUN-2010 08:36:56	Bright	48.000	89	5Alp Cep	2.4510	8000.0	96	43204	No
106	GOM_NL__2PRFIN20100605_084225_000000562090_00064_43204_3104.N1	05-JUN-2010 08:42:25	Bright	56.000	76	27Gam Cas	2.3000	30000.	112	43204	No
107	GOM_NL__2PRFIN20100605_085022_000000592090_00064_43204_3105.N1	05-JUN-2010 08:50:22	Bright	59.000	53	43Bet And	2.0480	3300.0	118	43204	No
108	GOM_NL__2PRFIN20100605_085311_000000562090_00064_43204_3106.N1	05-JUN-2010 08:53:11	Twi_and_stray	55.500	58	21Alp And	2.0730	11000.	111	43204	No
109	GOM_NL__2PRFIN20100605_085828_000000562090_00064_43204_3107.N1	05-JUN-2010 08:58:28	Dark	56.000	140	88Gam Peg	2.8340	26000.	112	43204	No
110	GOM_NL__2PRFIN20100605_090734_000000502090_00064_43204_3108.N1	05-JUN-2010 09:07:34	Dark	50.000	52	16Bet Cet	2.0370	4500.0	100	43204	No
111	GOM_NL__2PRFIN20100605_091411_000000452090_00064_43204_3109.N1	05-JUN-2010 09:14:11	Dark	44.500	84	Alp Phe	2.3970	4500.0	89	43204	No
112	GOM_NL__2PRFIN20100605_091655_000000572090_00064_43204_3110.N1	05-JUN-2010 09:16:55	Dark	56.500	18	24Alp PsA	1.1660	9700.0	113	43204	No
113	GOM_NL__2PRFIN20100605_091948_000000482090_00065_43205_3108.N1	05-JUN-2010 09:19:48	Dark	47.500	63	Bet Gru	2.1500	2800.0	95	43205	No
114	GOM_NL__2PRFIN20100605_092145_000000472090_00065_43205_3109.N1	05-JUN-2010 09:21:45	Dark	47.000	31	Alp Gru	1.7340	15200.	94	43205	No
115	GOM_NL__2PRFIN20100605_092627_000000422090_00065_43205_3110.N1	05-JUN-2010 09:26:27	Straylight	42.000	45	Alp Pav	1.9400	26000.	84	43205	No
116	GOM_NL__2PRFIN20100605_093520_000000472090_00065_43205_3111.N1	05-JUN-2010 09:35:20	Straylight	47.000	40	The Sco	1.8590	7100.0	94	43205	No
117	GOM_NL__2PRFIN20100605_093707_000000472090_00065_43205_3112.N1	05-JUN-2010 09:37:07	Twi_and_stray	47.000	25	35Lam Sco	1.6200	28000.	94	43205	No
118	GOM_NL__2PRFIN20100605_093847_000000462090_00065_43205_3113.N1	05-JUN-2010 09:38:47	Twi_and_stray	45.500	75	26Eps Sco	2.2910	4250.0	91	43205	No
119	GOM_NL__2PRFIN20100605_094045_000000512090_00065_43205_3114.N1	05-JUN-2010 09:40:45	Bright	50.500	136	23Tau Sco	2.8220	30000.	101	43205	No
120	GOM_NL__2PRFIN20100605_094416_000000452090_00065_43205_3115.N1	05-JUN-2010 09:44:16	Bright	44.500	86	35Eta Oph	2.4300	10200.	89	43205	No
121	GOM_NL__2PRFIN20100605_094604_000000432090_00065_43205_3116.N1	05-JUN-2010 09:46:04	Bright	42.500	98	13Zet Oph	2.5710	30000.	85	43205	No
122	GOM_NL__2PRFIN20100605_094813_000000382090_00065_43205_3117.N1	05-JUN-2010 09:48:13	Bright	38.000	120	1Del Oph	2.7340	3200.0	76	43205	No
123	GOM_NL__2PRFIN20100605_095602_000000412090_00065_43205_3118.N1	05-JUN-2010 09:56:02	Bright	41.000	127	27Bet Her	2.7810	4700.0	82	43205	No
124	GOM_NL__2PRFIN20100605_095921_000000422090_00065_43205_3119.N1	05-JUN-2010 09:59:21	Bright	42.000	133	40Zet Her	2.8070	6000.0	84	43205	No
125	GOM_NL__2PRFIN20100605_100640_000000442090_00065_43205_3120.N1	05-JUN-2010 10:06:40	Bright	44.000	130	23Bet Dra	2.7990	5800.0	88	43205	No
126	GOM_NL__2PRFIN20100605_101731_000000492090_00065_43205_3121.N1	05-JUN-2010 10:17:31	Bright	49.000	89	5Alp Cep	2.4510	8000.0	98	43205	No
127	GOM_NL__2PRFIN20100605_102301_000000562090_00065_43205_3122.N1	05-JUN-2010 10:23:01	Bright	56.000	76	27Gam Cas	2.3000	30000.	112	43205	No
128	GOM_NL__2PRFIN20100605_103058_000000492090_00065_43205_3123.N1	05-JUN-2010 10:30:58	Bright	49.000	53	43Bet And	2.0480	3300.0	98	43205	No
129	GOM_NL__2PRFIN20100605_103347_000000582090_00065_43205_3124.N1	05-JUN-2010 10:33:47	Twi_and_stray	57.500	58	21Alp And	2.0730	11000.	115	43205	No
130	GOM_NL__2PRFIN20100605_103905_000000552090_00065_43205_3125.N1	05-JUN-2010 10:39:05	Dark	54.500	140	88Gam Peg	2.8340	26000.	109	43205	No
131	GOM_NL__2PRFIN20100605_104810_000000462090_00065_43205_3126.N1	05-JUN-2010 10:48:10	Dark	45.500	52	16Bet Cet	2.0370	4500.0	91	43205	No
132	GOM_NL__2PRFIN20100605_105448_000000462090_00065_43205_3127.N1	05-JUN-2010 10:54:48	Dark	46.000	84	Alp Phe	2.3970	4500.0	92	43205	No
133	GOM_NL__2PRFIN20100605_105732_000000612090_00065_43205_3128.N1	05-JUN-2010 10:57:32	Dark	60.500	18	24Alp PsA	1.1660	9700.0	121	43205	No
134	GOM_NL__2PRFIN20100605_110025_000000482090_00066_43206_3116.N1	05-JUN-2010 11:00:25	Dark	48.000	63	Bet Gru	2.1500	2800.0	96	43206	No
135	GOM_NL__2PRFIN20100605_110222_000000462090_00066_43206_3117.N1	05-JUN-2010 11:02:22	Dark	46.000	31	Alp Gru	1.7340	15200.	92	43206	No
136	GOM_NL__2PRFIN20100605_110704_000000442090_00066_43206_3118.N1	05-JUN-2010 11:07:04	Straylight	44.000	45	Alp Pav	1.9400	26000.	88	43206	No
137	GOM_NL__2PRFIN20100605_111557_000000462090_00066_43206_3119.N1	05-JUN-2010 11:15:57	Straylight	46.000	40	The Sco	1.8590	7100.0	92	43206	No
138	GOM_NL__2PRFIN20100605_111743_000000472090_00066_43206_3120.N1	05-JUN-2010 11:17:43	Twi_and_stray	47.000	25	35Lam Sco	1.6200	28000.	94	43206	No
139	GOM_NL__2PRFIN20100605_111923_000000452090_00066_43206_3121.N1	05-JUN-2010 11:19:23	Twi_and_stray	44.500	75	26Eps Sco	2.2910	4250.0	89	43206	No
140	GOM_NL__2PRFIN20100605_112121_000000532090_00066_43206_3122.N1	05-JUN-2010 11:21:21	Bright	52.500	136	23Tau Sco	2.8220	30000.	105	43206	No
141	GOM_NL__2PRFIN20100605_112452_000000432090_00066_43206_3123.N1	05-JUN-2010 11:24:52	Bright	43.000	86	35Eta Oph	2.4300	10200.	86	43206	No
142	GOM_NL__2PRFIN20100605_112640_000000402090_00066_43206_3124.N1	05-JUN-2010 11:26:40	Bright	40.000	98	13Zet Oph	2.5710	30000.	80	43206	No
143	GOM_NL__2PRFIN20100605_112849_000000402090_00066_43206_3125.N1	05-JUN-2010 11:28:49	Bright	40.000	120	1Del Oph	2.7340	3200.0	80	43206	No
144	GOM_NL__2PRFIN20100605_113638_000000402090_00066_43206_3126.N1	05-JUN-2010 11:36:38	Bright	40.000	127	27Bet Her	2.7810	4700.0	80	43206	No
145	GOM_NL__2PRFIN20100605_113956_000000412090_00066_43206_3127.N1	05-JUN-2010 11:39:56	Bright	41.000	133	40Zet Her	2.8070	6000.0	82	43206	No
146	GOM_NL__2PRFIN20100605_114715_000000452090_00066_43206_3128.N1	05-JUN-2010 11:47:15	Bright	44.500	130	23Bet Dra	2.7990	5800.0	89	43206	No
147	GOM_NL__2PRFIN20100605_115806_000000482090_00066_43206_3129.N1	05-JUN-2010 11:58:06	Bright	48.000	89	5Alp Cep	2.4510	8000.0	96	43206	No
148	GOM_NL__2PRFIN20100605_120337_000000562090_00066_43206_3130.N1	05-JUN-2010 12:03:37	Bright	56.000	76	27Gam Cas	2.3000	30000.	112	43206	No
149	GOM_NL__2PRFIN20100605_120916_000000372090_00066_43206_3131.N1	05-JUN-2010 12:09:16	Bright	37.000	73	57Gam1And	2.2600	13100.	74	43206	No
150	GOM_NL__2PRFIN20100605_121134_000000542090_00066_43206_3132.N1	05-JUN-2010 12:11:34	Bright	54.000	53	43Bet And	2.0480	3300.0	108	43206	No
151	GOM_NL__2PRFIN20100605_121424_000000582090_00066_43206_3133.N1	05-JUN-2010 12:14:24	Twi_and_stray	57.500	58	21Alp And	2.0730	11000.	115	43206	No
152	GOM_NL__2PRFIN20100605_121941_000000532090_00066_43206_3134.N1	05-JUN-2010 12:19:41	Dark	53.000	140	88Gam Peg	2.8340	26000.	106	43206	No
153	GOM_NL__2PRFIN20100605_122847_000000522090_00066_43206_3135.N1	05-JUN-2010 12:28:47	Dark	51.500	52	16Bet Cet	2.0370	4500.0	103	43206	No
154	GOM_NL__2PRFIN20100605_123524_000000472090_00066_43206_3136.N1	05-JUN-2010 12:35:24	Dark	47.000	84	Alp Phe	2.3970	4500.0	94	43206	No
155	GOM_NL__2PRFIN20100605_123810_000000582090_00066_43206_3137.N1	05-JUN-2010 12:38:10	Dark	57.500	18	24Alp PsA	1.1660	9700.0	115	43206	No
156	GOM_NL__2PRFIN20100605_124102_000000482090_00067_43207_3158.N1	05-JUN-2010 12:41:02	Dark	47.500	63	Bet Gru	2.1500	2800.0	95	43207	No
157	GOM_NL__2PRFIN20100605_124259_000000462090_00067_43207_3159.N1	05-JUN-2010 12:42:59	Dark	45.500	31	Alp Gru	1.7340	15200.	91	43207	No
158	GOM_NL__2PRFIN20100605_124740_000000432090_00067_43207_3160.N1	05-JUN-2010 12:47:40	Straylight	42.500	45	Alp Pav	1.9400	26000.	85	43207	No
159	GOM_NL__2PRFIN20100605_125633_000000472090_00067_43207_3161.N1	05-JUN-2010 12:56:33	Straylight	47.000	40	The Sco	1.8590	7100.0	94	43207	No
160	GOM_NL__2PRFIN20100605_125819_000000472090_00067_43207_3162.N1	05-JUN-2010 12:58:19	Twi_and_stray	47.000	25	35Lam Sco	1.6200	28000.	94	43207	No

161	GOM_NL__2PRFIN20100605_125959_000000452090_00067_43207_3163.N1	05-JUN-2010 12:59:59	Twilight	45.000	75	26Eps Sco	2.2910	4250.0	90	43207	No
162	GOM_NL__2PRFIN20100605_130157_000000502090_00067_43207_3164.N1	05-JUN-2010 13:01:57	Bright	49.500	136	23Tau Sco	2.8220	30000.	99	43207	No
163	GOM_NL__2PRFIN20100605_130528_000000452090_00067_43207_3165.N1	05-JUN-2010 13:05:28	Bright	44.500	86	35Eta Oph	2.4300	10200.	89	43207	No
164	GOM_NL__2PRFIN20100605_130716_000000422090_00067_43207_3166.N1	05-JUN-2010 13:07:16	Bright	42.000	98	13Zet Oph	2.5710	30000.	84	43207	No
165	GOM_NL__2PRFIN20100605_130925_000000382090_00067_43207_3167.N1	05-JUN-2010 13:09:25	Bright	38.000	120	1Del Oph	2.7340	3200.0	76	43207	No
166	GOM_NL__2PRFIN20100605_131714_000000422090_00067_43207_3168.N1	05-JUN-2010 13:17:14	Bright	41.500	127	27Bet Her	2.7810	4700.0	83	43207	No
167	GOM_NL__2PRFIN20100605_132032_000000412090_00067_43207_3169.N1	05-JUN-2010 13:20:32	Bright	41.000	133	40Zet Her	2.8070	6000.0	82	43207	No
168	GOM_NL__2PRFIN20100605_132750_000000492090_00067_43207_3170.N1	05-JUN-2010 13:27:50	Bright	48.500	130	23Bet Dra	2.7990	5800.0	97	43207	No
169	GOM_NL__2PRFIN20100605_133842_000000562090_00067_43207_3171.N1	05-JUN-2010 13:38:42	Bright	55.500	89	5Alp Cep	2.4510	8000.0	111	43207	No
170	GOM_NL__2PRFIN20100605_134413_000000562090_00067_43207_3172.N1	05-JUN-2010 13:44:13	Bright	56.000	76	27Gam Cas	2.3000	30000.	112	43207	No
171	GOM_NL__2PRFIN20100605_134952_000000372090_00067_43207_3173.N1	05-JUN-2010 13:49:52	Bright	37.000	73	57Gam1And	2.2600	13100.	74	43207	No
172	GOM_NL__2PRFIN20100605_135210_000000512090_00067_43207_3174.N1	05-JUN-2010 13:52:10	Bright	51.000	53	43Bet And	2.0480	3300.0	102	43207	No
173	GOM_NL__2PRFIN20100605_135500_000000562090_00067_43207_3175.N1	05-JUN-2010 13:55:00	Twilight	56.000	58	21Alp And	2.0730	11000.	112	43207	No
174	GOM_NL__2PRFIN20100605_140018_000000572090_00067_43207_3176.N1	05-JUN-2010 14:00:18	Dark	56.500	140	88Gam Peg	2.8340	26000.	113	43207	No
175	GOM_NL__2PRFIN20100605_140924_000000542090_00067_43207_3177.N1	05-JUN-2010 14:09:24	Dark	54.000	52	16Bet Cet	2.0370	4500.0	108	43207	No
176	GOM_NL__2PRFIN20100605_141601_000000462090_00067_43207_3178.N1	05-JUN-2010 14:16:01	Dark	46.000	84	Alp Phe	2.3970	4500.0	92	43207	No
177	GOM_NL__2PRFIN20100605_141847_000000562090_00067_43207_3179.N1	05-JUN-2010 14:18:47	Dark	56.000	18	24Alp PsA	1.1660	9700.0	112	43207	No
178	GOM_NL__2PRFIN20100605_142138_000000502090_00068_43208_3166.N1	05-JUN-2010 14:21:38	Dark	50.000	63	Bet Gru	2.1500	2800.0	100	43208	No
179	GOM_NL__2PRFIN20100605_142336_000000512090_00068_43208_3167.N1	05-JUN-2010 14:23:36	Dark	51.000	31	Alp Gru	1.7340	15200.	102	43208	No
180	GOM_NL__2PRFIN20100605_142817_000000442090_00068_43208_3168.N1	05-JUN-2010 14:28:17	Straylight	43.500	45	Alp Pav	1.9400	26000.	87	43208	No
181	GOM_NL__2PRFIN20100605_143709_000000452090_00068_43208_3169.N1	05-JUN-2010 14:37:09	Straylight	45.000	40	The Sco	1.8590	7100.0	90	43208	No
182	GOM_NL__2PRFIN20100605_143855_000000462090_00068_43208_3170.N1	05-JUN-2010 14:38:55	Twilight	46.000	25	35Lam Sco	1.6200	28000.	92	43208	No
183	GOM_NL__2PRFIN20100605_144035_000000462090_00068_43208_3171.N1	05-JUN-2010 14:40:35	Twilight	45.500	75	26Eps Sco	2.2910	4250.0	91	43208	No
184	GOM_NL__2PRFIN20100605_144234_000000412090_00068_43208_3172.N1	05-JUN-2010 14:42:34	Bright	41.000	136	23Tau Sco	2.8220	30000.	82	43208	No
185	GOM_NL__2PRFIN20100605_144604_000000432090_00068_43208_3173.N1	05-JUN-2010 14:46:04	Bright	43.000	86	35Eta Oph	2.4300	10200.	86	43208	No
186	GOM_NL__2PRFIN20100605_144752_000000402090_00068_43208_3174.N1	05-JUN-2010 14:47:52	Bright	40.000	98	13Zet Oph	2.5710	30000.	80	43208	No
187	GOM_NL__2PRFIN20100605_145001_000000392090_00068_43208_3175.N1	05-JUN-2010 14:50:01	Bright	39.000	120	1Del Oph	2.7340	3200.0	78	43208	No
188	GOM_NL__2PRFIN20100605_145749_000000412090_00068_43208_3176.N1	05-JUN-2010 14:57:49	Bright	40.500	127	27Bet Her	2.7810	4700.0	81	43208	No
189	GOM_NL__2PRFIN20100605_150108_000000422090_00068_43208_3177.N1	05-JUN-2010 15:01:08	Bright	42.000	133	40Zet Her	2.8070	6000.0	84	43208	No
190	GOM_NL__2PRFIN20100605_150826_000000452090_00068_43208_3178.N1	05-JUN-2010 15:08:26	Bright	45.000	130	23Bet Dra	2.7990	5800.0	90	43208	No
191	GOM_NL__2PRFIN20100605_151917_000000482090_00068_43208_3179.N1	05-JUN-2010 15:19:17	Bright	47.500	89	5Alp Cep	2.4510	8000.0	95	43208	No
192	GOM_NL__2PRFIN20100605_152449_000000372090_00068_43208_3180.N1	05-JUN-2010 15:24:49	Bright	36.500	76	27Gam Cas	2.3000	30000.	73	43208	No
193	GOM_NL__2PRFIN20100605_153028_000000372090_00068_43208_3181.N1	05-JUN-2010 15:30:28	Bright	37.000	73	57Gam1And	2.2600	13100.	74	43208	No
194	GOM_NL__2PRFIN20100605_153246_000000482090_00068_43208_3182.N1	05-JUN-2010 15:32:46	Bright	48.000	53	43Bet And	2.0480	3300.0	96	43208	No
195	GOM_NL__2PRFIN20100605_153536_000000572090_00068_43208_3183.N1	05-JUN-2010 15:35:36	Twilight	57.000	58	21Alp And	2.0730	11000.	114	43208	No
196	GOM_NL__2PRFIN20100605_154054_000000562090_00068_43208_3184.N1	05-JUN-2010 15:40:54	Dark	55.500	140	88Gam Peg	2.8340	26000.	111	43208	No
197	GOM_NL__2PRFIN20100605_155000_000000462090_00068_43208_3185.N1	05-JUN-2010 15:50:00	Dark	45.500	52	16Bet Cet	2.0370	4500.0	91	43208	No
198	GOM_NL__2PRFIN20100605_155637_000000402090_00068_43208_3186.N1	05-JUN-2010 15:56:37	Dark	40.000	84	Alp Phe	2.3970	4500.0	80	43208	No
199	GOM_NL__2PRFIN20100605_155924_000000592090_00068_43208_3187.N1	05-JUN-2010 15:59:24	Dark	58.500	18	24Alp PsA	1.1660	9700.0	117	43208	No
200	GOM_NL__2PRFIN20100605_160215_000000472090_00069_43209_3184.N1	05-JUN-2010 16:02:15	Dark	47.000	63	Bet Gru	2.1500	2800.0	94	43209	No
201	GOM_NL__2PRFIN20100605_160412_000000472090_00069_43209_3185.N1	05-JUN-2010 16:04:12	Dark	46.500	31	Alp Gru	1.7340	15200.	93	43209	No
202	GOM_NL__2PRFIN20100605_160854_000000442090_00069_43209_3186.N1	05-JUN-2010 16:08:54	Straylight	43.500	45	Alp Pav	1.9400	26000.	87	43209	No
203	GOM_NL__2PRFIN20100605_161746_000000452090_00069_43209_3187.N1	05-JUN-2010 16:17:46	Straylight	45.000	40	The Sco	1.8590	7100.0	90	43209	No
204	GOM_NL__2PRFIN20100605_161932_000000472090_00069_43209_3188.N1	05-JUN-2010 16:19:32	Twilight	47.000	25	35Lam Sco	1.6200	28000.	94	43209	No
205	GOM_NL__2PRFIN20100605_162111_000000462090_00069_43209_3189.N1	05-JUN-2010 16:21:11	Twilight	46.000	75	26Eps Sco	2.2910	4250.0	92	43209	No
206	GOM_NL__2PRFIN20100605_162310_000000432090_00069_43209_3190.N1	05-JUN-2010 16:23:10	Bright	43.000	136	23Tau Sco	2.8220	30000.	86	43209	No
207	GOM_NL__2PRFIN20100605_162640_000000442090_00069_43209_3191.N1	05-JUN-2010 16:26:40	Bright	43.500	86	35Eta Oph	2.4300	10200.	87	43209	No
208	GOM_NL__2PRFIN20100605_162828_000000412090_00069_43209_3192.N1	05-JUN-2010 16:28:28	Bright	40.500	98	13Zet Oph	2.5710	30000.	81	43209	No
209	GOM_NL__2PRFIN20100605_163037_000000392090_00069_43209_3193.N1	05-JUN-2010 16:30:37	Bright	38.500	120	1Del Oph	2.7340	3200.0	77	43209	No
210	GOM_NL__2PRFIN20100605_163825_000000412090_00069_43209_3194.N1	05-JUN-2010 16:38:25	Bright	41.000	127	27Bet Her	2.7810	4700.0	82	43209	No
211	GOM_NL__2PRFIN20100605_164143_000000432090_00069_43209_3195.N1	05-JUN-2010 16:41:43	Bright	42.500	133	40Zet Her	2.8070	6000.0	85	43209	No
212	GOM_NL__2PRFIN20100605_164901_000000452090_00069_43209_3196.N1	05-JUN-2010 16:49:01	Bright	44.500	130	23Bet Dra	2.7990	5800.0	89	43209	No
213	GOM_NL__2PRFIN20100605_165953_000000462090_00069_43209_3197.N1	05-JUN-2010 16:59:53	Bright	46.000	89	5Alp Cep	2.4510	8000.0	92	43209	No
214	GOM_NL__2PRFIN20100605_170525_000000572090_00069_43209_3198.N1	05-JUN-2010 17:05:25	Bright	57.000	76	27Gam Cas	2.3000	30000.	114	43209	No
215	GOM_NL__2PRFIN20100605_171104_000000382090_00069_43209_3199.N1	05-JUN-2010 17:11:04	Bright	37.500	73	57Gam1And	2.2600	13100.	75	43209	No
216	GOM_NL__2PRFIN20100605_171323_000000522090_00069_43209_3200.N1	05-JUN-2010 17:13:23	Bright	51.500	53	43Bet And	2.0480	3300.0	103	43209	No
217	GOM_NL__2PRFIN20100605_171612_000000582090_00069_43209_3201.N1	05-JUN-2010 17:16:12	Twilight	58.000	58	21Alp And	2.0730	11000.	116	43209	No
218	GOM_NL__2PRFIN20100605_172131_000000552090_00069_43209_3202.N1	05-JUN-2010 17:21:31	Dark	54.500	140	88Gam Peg	2.8340	26000.	109	43209	No
219	GOM_NL__2PRFIN20100605_173037_000000502090_00069_43209_3203.N1	05-JUN-2010 17:30:37	Dark	50.000	52	16Bet Cet	2.0370	4500.0	100	43209	No

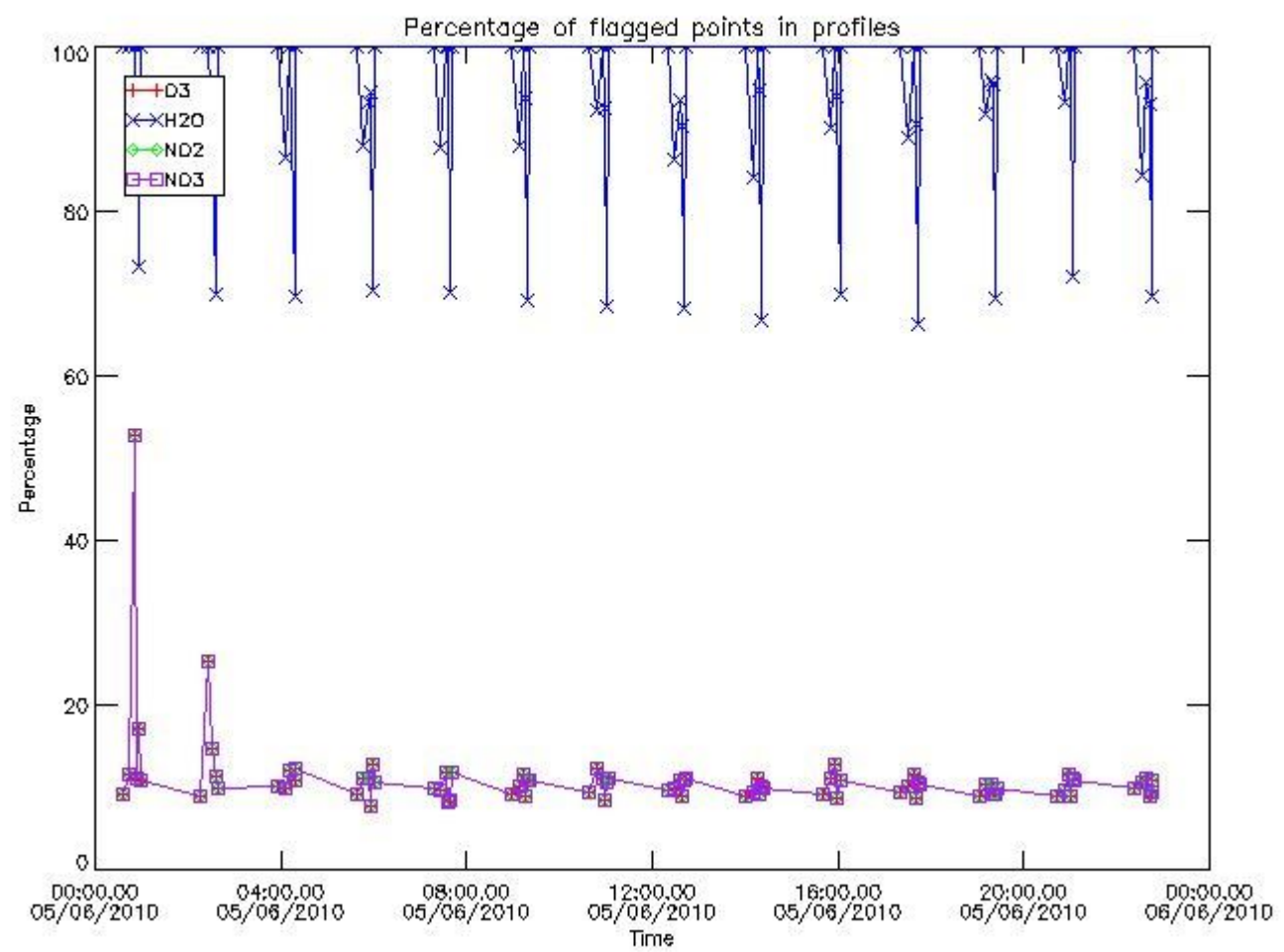
220	GOM_NL__2PRFIN20100605_173714_000000452090_00069_43209_3204.N1	05-JUN-2010 17:37:14	Dark	44.500	84	Alp Phe	2.3970	4500.0	89	43209	No
221	GOM_NL__2PRFIN20100605_174002_000000592090_00069_43209_3205.N1	05-JUN-2010 17:40:02	Dark	58.500	18	24Alp PsA	1.1660	9700.0	117	43209	No
222	GOM_NL__2PRFIN20100605_174252_000000482090_00070_43210_3192.N1	05-JUN-2010 17:42:52	Dark	48.000	63	Bet Gru	2.1500	2800.0	96	43210	No
223	GOM_NL__2PRFIN20100605_174450_000000492090_00070_43210_3193.N1	05-JUN-2010 17:44:50	Dark	49.000	31	Alp Gru	1.7340	15200.	98	43210	No
224	GOM_NL__2PRFIN20100605_174930_000000422090_00070_43210_3194.N1	05-JUN-2010 17:49:30	Straylight	42.000	45	Alp Pav	1.9400	26000.	84	43210	No
225	GOM_NL__2PRFIN20100605_175822_000000462090_00070_43210_3195.N1	05-JUN-2010 17:58:22	Straylight	46.000	40	The Sco	1.8590	7100.0	92	43210	No
226	GOM_NL__2PRFIN20100605_180008_000000462090_00070_43210_3196.N1	05-JUN-2010 18:00:08	Tw_i_and_stray	46.000	25	35Lam Sco	1.6200	28000.	92	43210	No
227	GOM_NL__2PRFIN20100605_180148_000000512090_00070_43210_3197.N1	05-JUN-2010 18:01:48	Tw_i_and_stray	51.000	75	26Eps Sco	2.2910	4250.0	102	43210	No
228	GOM_NL__2PRFIN20100605_180346_000000452090_00070_43210_3198.N1	05-JUN-2010 18:03:46	Bright	44.500	136	23Tau Sco	2.8220	30000.	89	43210	No
229	GOM_NL__2PRFIN20100605_180716_000000432090_00070_43210_3199.N1	05-JUN-2010 18:07:16	Bright	43.000	86	35Eta Oph	2.4300	10200.	86	43210	No
230	GOM_NL__2PRFIN20100605_180904_000000412090_00070_43210_3200.N1	05-JUN-2010 18:09:04	Bright	40.500	98	13Zet Oph	2.5710	30000.	81	43210	No
231	GOM_NL__2PRFIN20100605_181113_000000382090_00070_43210_3201.N1	05-JUN-2010 18:11:13	Bright	38.000	120	1Del Oph	2.7340	3200.0	76	43210	No
232	GOM_NL__2PRFIN20100605_181901_000000402090_00070_43210_3202.N1	05-JUN-2010 18:19:01	Bright	39.500	127	27Bet Her	2.7810	4700.0	79	43210	No
233	GOM_NL__2PRFIN20100605_182219_000000422090_00070_43210_3203.N1	05-JUN-2010 18:22:19	Bright	41.500	133	40Zet Her	2.8070	6000.0	83	43210	No
234	GOM_NL__2PRFIN20100605_182937_000000472090_00070_43210_3204.N1	05-JUN-2010 18:29:37	Bright	46.500	130	23Bet Dra	2.7990	5800.0	93	43210	No
235	GOM_NL__2PRFIN20100605_184028_000000482090_00070_43210_3205.N1	05-JUN-2010 18:40:28	Bright	47.500	89	5Alp Cep	2.4510	8000.0	95	43210	No
236	GOM_NL__2PRFIN20100605_184600_000000462090_00070_43210_3206.N1	05-JUN-2010 18:46:00	Bright	46.000	76	27Gam Cas	2.3000	30000.	92	43210	No
237	GOM_NL__2PRFIN20100605_185140_000000542090_00070_43210_3207.N1	05-JUN-2010 18:51:40	Bright	54.000	73	57Gam1And	2.2600	13100.	108	43210	No
238	GOM_NL__2PRFIN20100605_185359_000000592090_00070_43210_3208.N1	05-JUN-2010 18:53:59	Bright	59.000	53	43Bet And	2.0480	3300.0	118	43210	No
239	GOM_NL__2PRFIN20100605_185648_000000522090_00070_43210_3209.N1	05-JUN-2010 18:56:48	Tw_i_and_stray	52.000	58	21Alp And	2.0730	11000.	104	43210	No
240	GOM_NL__2PRFIN20100605_190207_000000572090_00070_43210_3210.N1	05-JUN-2010 19:02:07	Dark	57.000	140	88Gam Peg	2.8340	26000.	114	43210	No
241	GOM_NL__2PRFIN20100605_191114_000000492090_00070_43210_3211.N1	05-JUN-2010 19:11:14	Dark	49.000	52	16Bet Cet	2.0370	4500.0	98	43210	No
242	GOM_NL__2PRFIN20100605_191751_000000492090_00070_43210_3212.N1	05-JUN-2010 19:17:51	Dark	49.000	84	Alp Phe	2.3970	4500.0	98	43210	No
243	GOM_NL__2PRFIN20100605_192039_000000562090_00070_43210_3213.N1	05-JUN-2010 19:20:39	Dark	56.000	18	24Alp PsA	1.1660	9700.0	112	43210	No
244	GOM_NL__2PRFIN20100605_192329_000000612090_00071_43211_3200.N1	05-JUN-2010 19:23:29	Dark	61.000	63	Bet Gru	2.1500	2800.0	122	43211	No
245	GOM_NL__2PRFIN20100605_192526_000000512090_00071_43211_3201.N1	05-JUN-2010 19:25:26	Dark	51.000	31	Alp Gru	1.7340	15200.	102	43211	No
246	GOM_NL__2PRFIN20100605_193007_000000432090_00071_43211_3202.N1	05-JUN-2010 19:30:07	Straylight	42.500	45	Alp Pav	1.9400	26000.	85	43211	No
247	GOM_NL__2PRFIN20100605_193858_000000482090_00071_43211_3203.N1	05-JUN-2010 19:38:58	Straylight	48.000	40	The Sco	1.8590	7100.0	96	43211	No
248	GOM_NL__2PRFIN20100605_194044_000000462090_00071_43211_3204.N1	05-JUN-2010 19:40:44	Tw_i_and_stray	46.000	25	35Lam Sco	1.6200	28000.	92	43211	No
249	GOM_NL__2PRFIN20100605_194224_000000522090_00071_43211_3205.N1	05-JUN-2010 19:42:24	Tw_i_and_stray	52.000	75	26Eps Sco	2.2910	4250.0	104	43211	No
250	GOM_NL__2PRFIN20100605_194422_000000452090_00071_43211_3206.N1	05-JUN-2010 19:44:22	Bright	45.000	136	23Tau Sco	2.8220	30000.	90	43211	No
251	GOM_NL__2PRFIN20100605_194752_000000452090_00071_43211_3207.N1	05-JUN-2010 19:47:52	Bright	45.000	86	35Eta Oph	2.4300	10200.	90	43211	No
252	GOM_NL__2PRFIN20100605_194940_000000412090_00071_43211_3208.N1	05-JUN-2010 19:49:40	Bright	41.000	98	13Zet Oph	2.5710	30000.	82	43211	No
253	GOM_NL__2PRFIN20100605_195149_000000382090_00071_43211_3209.N1	05-JUN-2010 19:51:49	Bright	37.500	120	1Del Oph	2.7340	3200.0	75	43211	No
254	GOM_NL__2PRFIN20100605_195936_000000402090_00071_43211_3210.N1	05-JUN-2010 19:59:36	Bright	40.000	127	27Bet Her	2.7810	4700.0	80	43211	No
255	GOM_NL__2PRFIN20100605_200254_000000412090_00071_43211_3211.N1	05-JUN-2010 20:02:54	Bright	41.000	133	40Zet Her	2.8070	6000.0	82	43211	No
256	GOM_NL__2PRFIN20100605_201012_000000452090_00071_43211_3212.N1	05-JUN-2010 20:10:12	Bright	45.000	130	23Bet Dra	2.7990	5800.0	90	43211	No
257	GOM_NL__2PRFIN20100605_202103_000000482090_00071_43211_3213.N1	05-JUN-2010 20:21:03	Bright	48.000	89	5Alp Cep	2.4510	8000.0	96	43211	No
258	GOM_NL__2PRFIN20100605_202636_000000372090_00071_43211_3214.N1	05-JUN-2010 20:26:36	Bright	36.500	76	27Gam Cas	2.3000	30000.	73	43211	No
259	GOM_NL__2PRFIN20100605_203216_000000542090_00071_43211_3215.N1	05-JUN-2010 20:32:16	Bright	54.000	73	57Gam1And	2.2600	13100.	108	43211	No
260	GOM_NL__2PRFIN20100605_203435_000000542090_00071_43211_3216.N1	05-JUN-2010 20:34:35	Bright	54.000	53	43Bet And	2.0480	3300.0	108	43211	No
261	GOM_NL__2PRFIN20100605_203724_000000522090_00071_43211_3217.N1	05-JUN-2010 20:37:24	Tw_i_and_stray	52.000	58	21Alp And	2.0730	11000.	104	43211	No
262	GOM_NL__2PRFIN20100605_204244_000000572090_00071_43211_3218.N1	05-JUN-2010 20:42:44	Dark	57.000	140	88Gam Peg	2.8340	26000.	114	43211	No
263	GOM_NL__2PRFIN20100605_205150_000000532090_00071_43211_3219.N1	05-JUN-2010 20:51:50	Dark	52.500	52	16Bet Cet	2.0370	4500.0	105	43211	No
264	GOM_NL__2PRFIN20100605_205827_000000452090_00071_43211_3220.N1	05-JUN-2010 20:58:27	Dark	44.500	84	Alp Phe	2.3970	4500.0	89	43211	No
265	GOM_NL__2PRFIN20100605_210116_000000572090_00071_43211_3221.N1	05-JUN-2010 21:01:16	Dark	56.500	18	24Alp PsA	1.1660	9700.0	113	43211	No
266	GOM_NL__2PRFIN20100605_210406_000000602090_00072_43212_3209.N1	05-JUN-2010 21:04:06	Dark	59.500	63	Bet Gru	2.1500	2800.0	119	43212	No
267	GOM_NL__2PRFIN20100605_210603_000000472090_00072_43212_3210.N1	05-JUN-2010 21:06:03	Dark	46.500	31	Alp Gru	1.7340	15200.	93	43212	No
268	GOM_NL__2PRFIN20100605_211044_000000452090_00072_43212_3211.N1	05-JUN-2010 21:10:44	Straylight	45.000	45	Alp Pav	1.9400	26000.	90	43212	No
269	GOM_NL__2PRFIN20100605_211935_000000442090_00072_43212_3212.N1	05-JUN-2010 21:19:35	Straylight	44.000	40	The Sco	1.8590	7100.0	88	43212	No
270	GOM_NL__2PRFIN20100605_212121_000000452090_00072_43212_3213.N1	05-JUN-2010 21:21:21	Tw_i_and_stray	45.000	25	35Lam Sco	1.6200	28000.	90	43212	No
271	GOM_NL__2PRFIN20100605_212300_000000432090_00072_43212_3214.N1	05-JUN-2010 21:23:00	Tw_i_and_stray	43.000	75	26Eps Sco	2.2910	4250.0	86	43212	No
272	GOM_NL__2PRFIN20100605_212459_000000552090_00072_43212_3215.N1	05-JUN-2010 21:24:59	Bright	55.000	136	23Tau Sco	2.8220	30000.	110	43212	No
273	GOM_NL__2PRFIN20100605_212828_000000442090_00072_43212_3216.N1	05-JUN-2010 21:28:28	Bright	44.000	86	35Eta Oph	2.4300	10200.	88	43212	No
274	GOM_NL__2PRFIN20100605_213016_000000412090_00072_43212_3217.N1	05-JUN-2010 21:30:16	Bright	40.500	98	13Zet Oph	2.5710	30000.	81	43212	No
275	GOM_NL__2PRFIN20100605_213225_000000382090_00072_43212_3218.N1	05-JUN-2010 21:32:25	Bright	38.000	120	1Del Oph	2.7340	3200.0	76	43212	No
276	GOM_NL__2PRFIN20100605_214012_000000402090_00072_43212_3219.N1	05-JUN-2010 21:40:12	Bright	40.000	127	27Bet Her	2.7810	4700.0	80	43212	No
277	GOM_NL__2PRFIN20100605_214329_000000412090_00072_43212_3220.N1	05-JUN-2010 21:43:29	Bright	41.000	133	40Zet Her	2.8070	6000.0	82	43212	No
278	GOM_NL__2PRFIN20100605_215047_000000452090_00072_43212_3221.N1	05-JUN-2010 21:50:47	Bright	45.000	130	23Bet Dra	2.7990	5800.0	90	43212	No

279	GOM_NL__2PRFIN20100605_220139_000000472090_00072_43212_3222.N1	05-JUN-2010 22:01:39	Bright	46.500	89	5Alp Cep	2.4510	8000.0	93	43212	No
280	GOM_NL__2PRFIN20100605_220712_000000472090_00072_43212_3223.N1	05-JUN-2010 22:07:12	Bright	46.500	76	27Gam Cas	2.3000	30000.	93	43212	No
281	GOM_NL__2PRFIN20100605_221252_000000382090_00072_43212_3224.N1	05-JUN-2010 22:12:52	Bright	37.500	73	57Gam1And	2.2600	13100.	75	43212	No
282	GOM_NL__2PRFIN20100605_221511_000000592090_00072_43212_3225.N1	05-JUN-2010 22:15:11	Bright	59.000	53	43Bet And	2.0480	3300.0	118	43212	No
283	GOM_NL__2PRFIN20100605_221800_000000452090_00072_43212_3226.N1	05-JUN-2010 22:18:00	Tw_i_and_stray	45.000	58	21Alp And	2.0730	11000.	90	43212	No
284	GOM_NL__2PRFIN20100605_222320_000000522090_00072_43212_3227.N1	05-JUN-2010 22:23:20	Dark	51.500	140	88Gam Peg	2.8340	26000.	103	43212	No
285	GOM_NL__2PRFIN20100605_223227_000000482090_00072_43212_3228.N1	05-JUN-2010 22:32:27	Dark	48.000	52	16Bet Cet	2.0370	4500.0	96	43212	No
286	GOM_NL__2PRFIN20100605_223904_000000462090_00072_43212_3229.N1	05-JUN-2010 22:39:04	Dark	46.000	84	Alp Phe	2.3970	4500.0	92	43212	No
287	GOM_NL__2PRFIN20100605_224154_000000582090_00072_43212_3230.N1	05-JUN-2010 22:41:54	Dark	57.500	18	24Alp PsA	1.1660	9700.0	115	43212	No
288	GOM_NL__2PRFIN20100605_224442_000000602090_00073_43213_3217.N1	05-JUN-2010 22:44:42	Dark	59.500	63	Bet Gru	2.1500	2800.0	119	43213	No
289	GOM_NL__2PRFIN20100605_224640_000000482090_00073_43213_3218.N1	05-JUN-2010 22:46:40	Dark	47.500	31	Alp Gru	1.7340	15200.	95	43213	No
290	GOM_NL__2PRFIN20100605_225120_000000442090_00073_43213_3219.N1	05-JUN-2010 22:51:20	Straylight	43.500	45	Alp Pav	1.9400	26000.	87	43213	No
291	GOM_NL__2PRFIN20100605_230011_000000472090_00073_43213_3220.N1	05-JUN-2010 23:00:11	Straylight	46.500	40	The Sco	1.8590	7100.0	93	43213	No
292	GOM_NL__2PRFIN20100605_230157_000000482090_00073_43213_3221.N1	05-JUN-2010 23:01:57	Tw_i_and_stray	48.000	25	35Lam Sco	1.6200	28000.	96	43213	No
293	GOM_NL__2PRFIN20100605_230336_000000462090_00073_43213_3222.N1	05-JUN-2010 23:03:36	Tw_i_and_stray	46.000	75	26Eps Sco	2.2910	4250.0	92	43213	No
294	GOM_NL__2PRFIN20100605_230535_000000442090_00073_43213_3223.N1	05-JUN-2010 23:05:35	Bright	44.000	136	23Tau Sco	2.8220	30000.	88	43213	No
295	GOM_NL__2PRFIN20100605_230904_000000452090_00073_43213_3224.N1	05-JUN-2010 23:09:04	Bright	44.500	86	35Eta Oph	2.4300	10200.	89	43213	No
296	GOM_NL__2PRFIN20100605_231052_000000412090_00073_43213_3225.N1	05-JUN-2010 23:10:52	Bright	40.500	98	13Zet Oph	2.5710	30000.	81	43213	No
297	GOM_NL__2PRFIN20100605_231301_000000402090_00073_43213_3226.N1	05-JUN-2010 23:13:01	Bright	39.500	120	1Del Oph	2.7340	3200.0	79	43213	No
298	GOM_NL__2PRFIN20100605_232048_000000402090_00073_43213_3227.N1	05-JUN-2010 23:20:48	Bright	39.500	127	27Bet Her	2.7810	4700.0	79	43213	No
299	GOM_NL__2PRFIN20100605_232405_000000432090_00073_43213_3228.N1	05-JUN-2010 23:24:05	Bright	43.000	133	40Zet Her	2.8070	6000.0	86	43213	No
300	GOM_NL__2PRFIN20100605_233123_000000402090_00073_43213_3229.N1	05-JUN-2010 23:31:23	Bright	39.500	130	23Bet Dra	2.7990	5800.0	79	43213	No
301	GOM_NL__2PRFIN20100605_234214_000000492090_00073_43213_3230.N1	05-JUN-2010 23:42:14	Bright	48.500	89	5Alp Cep	2.4510	8000.0	97	43213	No
302	GOM_NL__2PRFIN20100605_234748_000000572090_00073_43213_3231.N1	05-JUN-2010 23:47:48	Bright	57.000	76	27Gam Cas	2.3000	30000.	114	43213	No
303	GOM_NL__2PRFIN20100605_235328_000000402090_00073_43213_3232.N1	05-JUN-2010 23:53:28	Bright	39.500	73	57Gam1And	2.2600	13100.	79	43213	No
304	GOM_NL__2PRFIN20100605_235546_000000592090_00073_43213_3233.N1	05-JUN-2010 23:55:46	Bright	59.000	53	43Bet And	2.0480	3300.0	118	43213	No
305	GOM_NL__2PRFIN20100605_235836_000000452090_00073_43213_3234.N1	05-JUN-2010 23:58:36	Tw_i_and_stray	45.000	58	21Alp And	2.0730	11000.	90	43213	No

3. Quality information per product

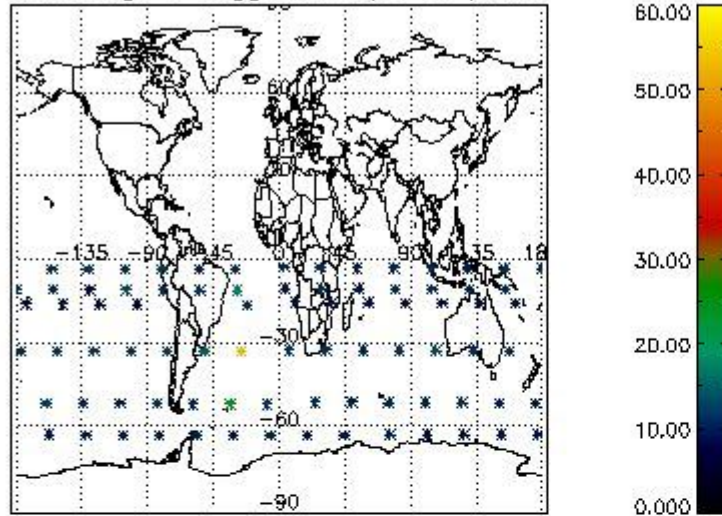
In this section it is plotted some information contained in the Quality Summary data set of the level 2 products. Only products in dark limb conditions and without errors (error flag in the MPH set to "0") are used.

3.1 Plot quality information per product (time dependant)

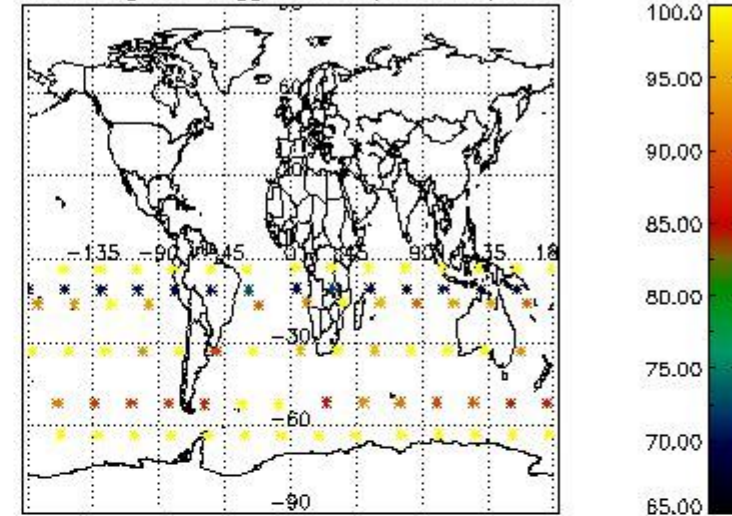


3.2 Plot quality information per product (world map)

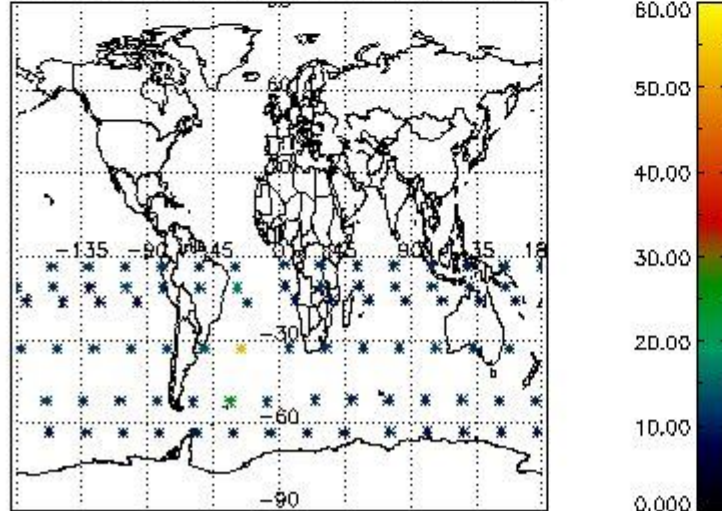
Percentage of flagged data per O3 profile



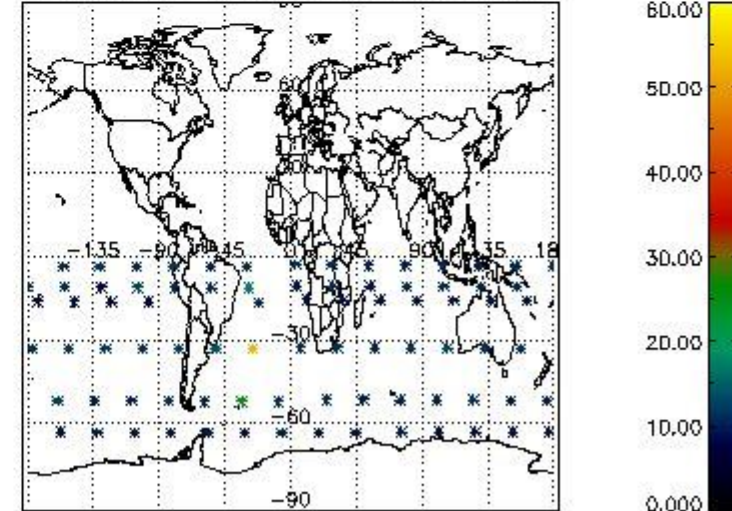
Percentage of flagged data per H2O profile



Percentage of flagged data per NO2 profile



Percentage of flagged data per NO3 profile

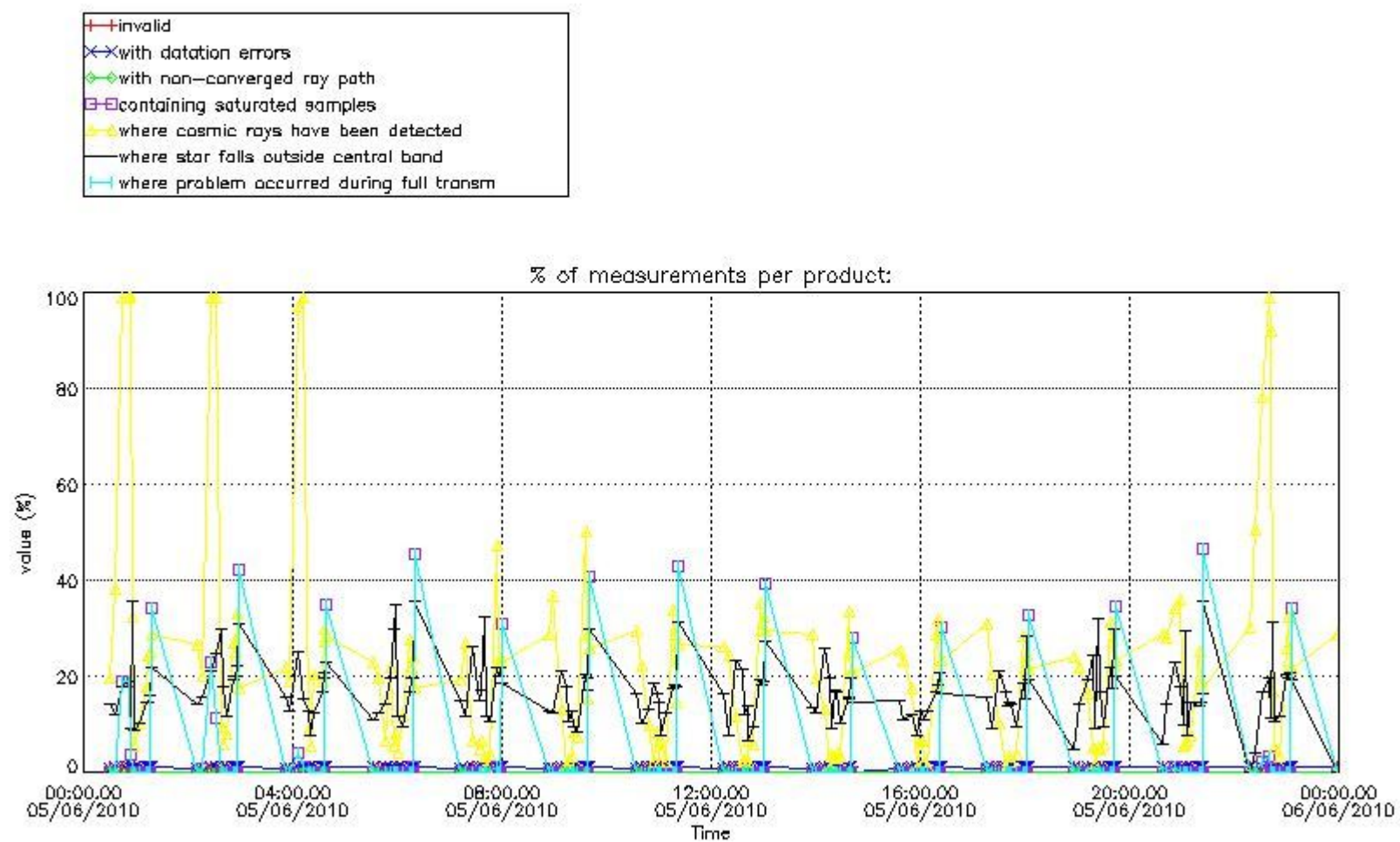


4. Level 1 quality information per product

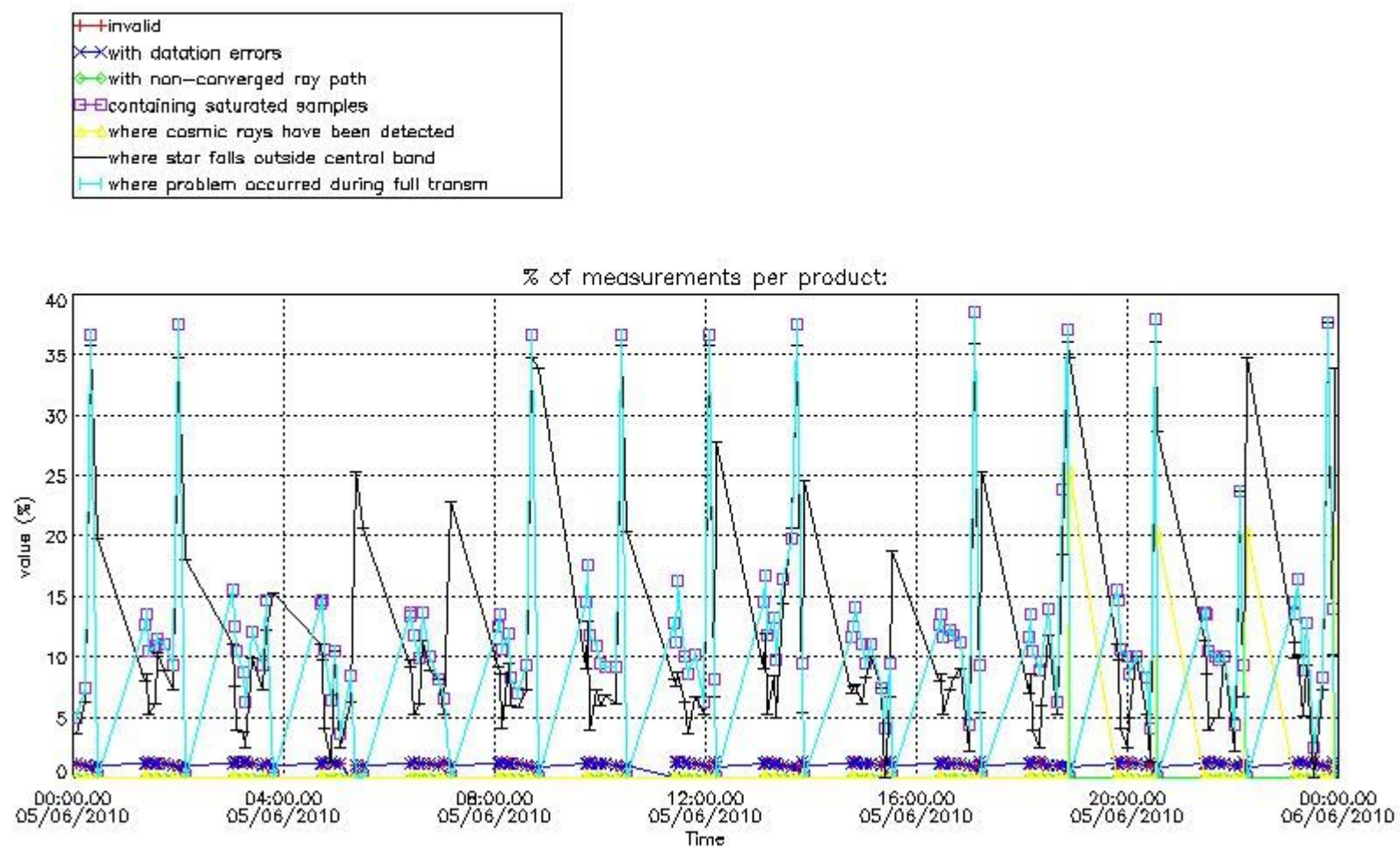
In this section it is plotted some information contained in the Quality Summary data set of the level 2 products that comes from the level 1b processing. Products without errors (error flag in the MPH set to "0") are used.

4.1 Plot quality information per product (time dependant) coming from level 1b processing

4.1.1 Plot level 1 quality information per product (time dependant): ENVISAT ASCENDING passes

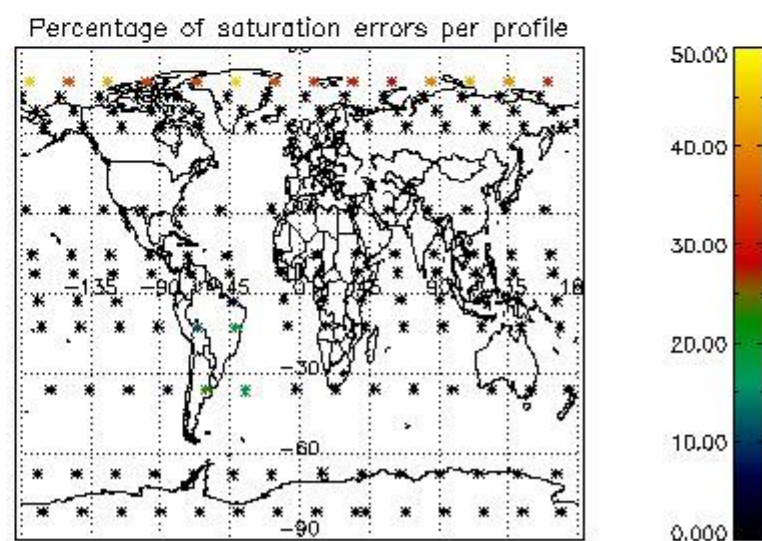
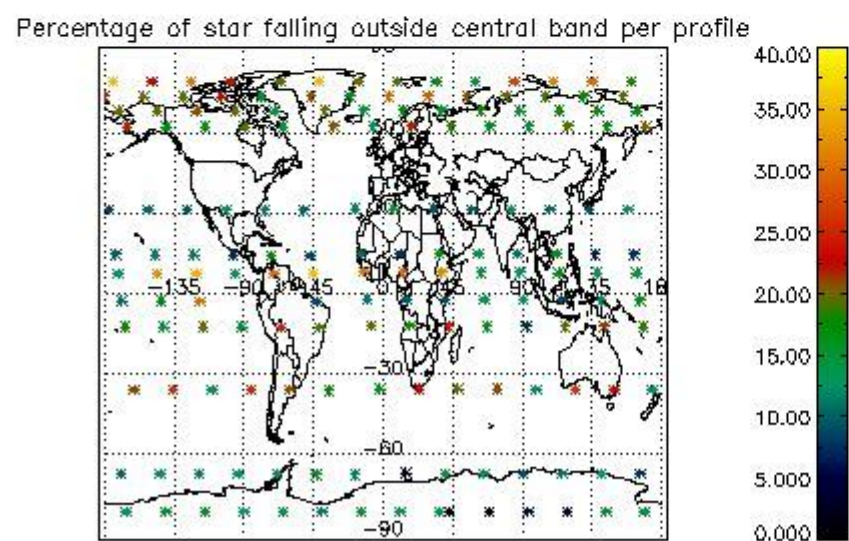
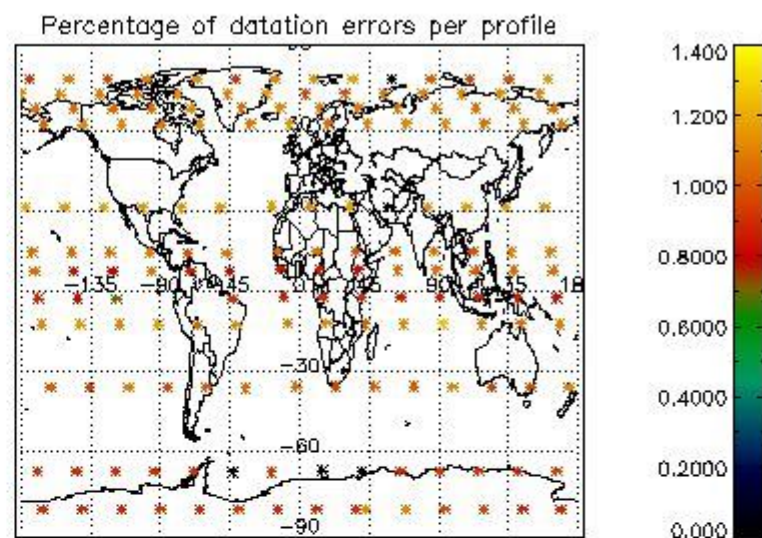
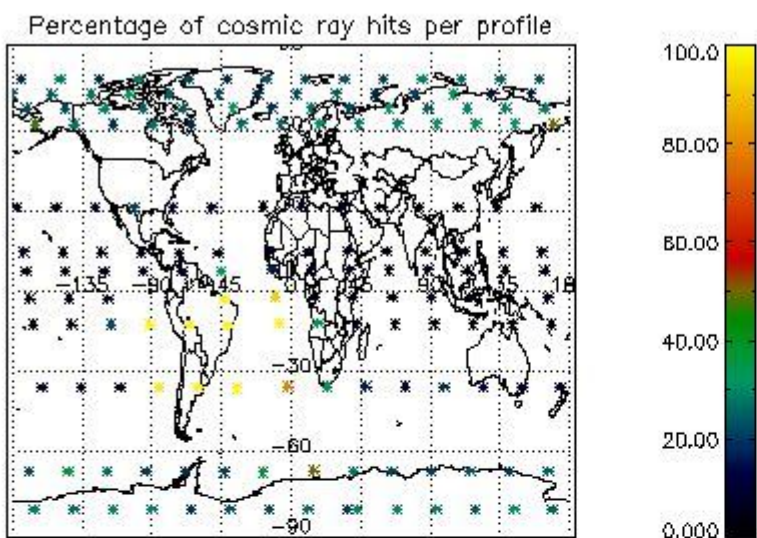


4.1.2 Plot level 1 quality information per product (time dependant): ENVI SAT DESCENDING passes

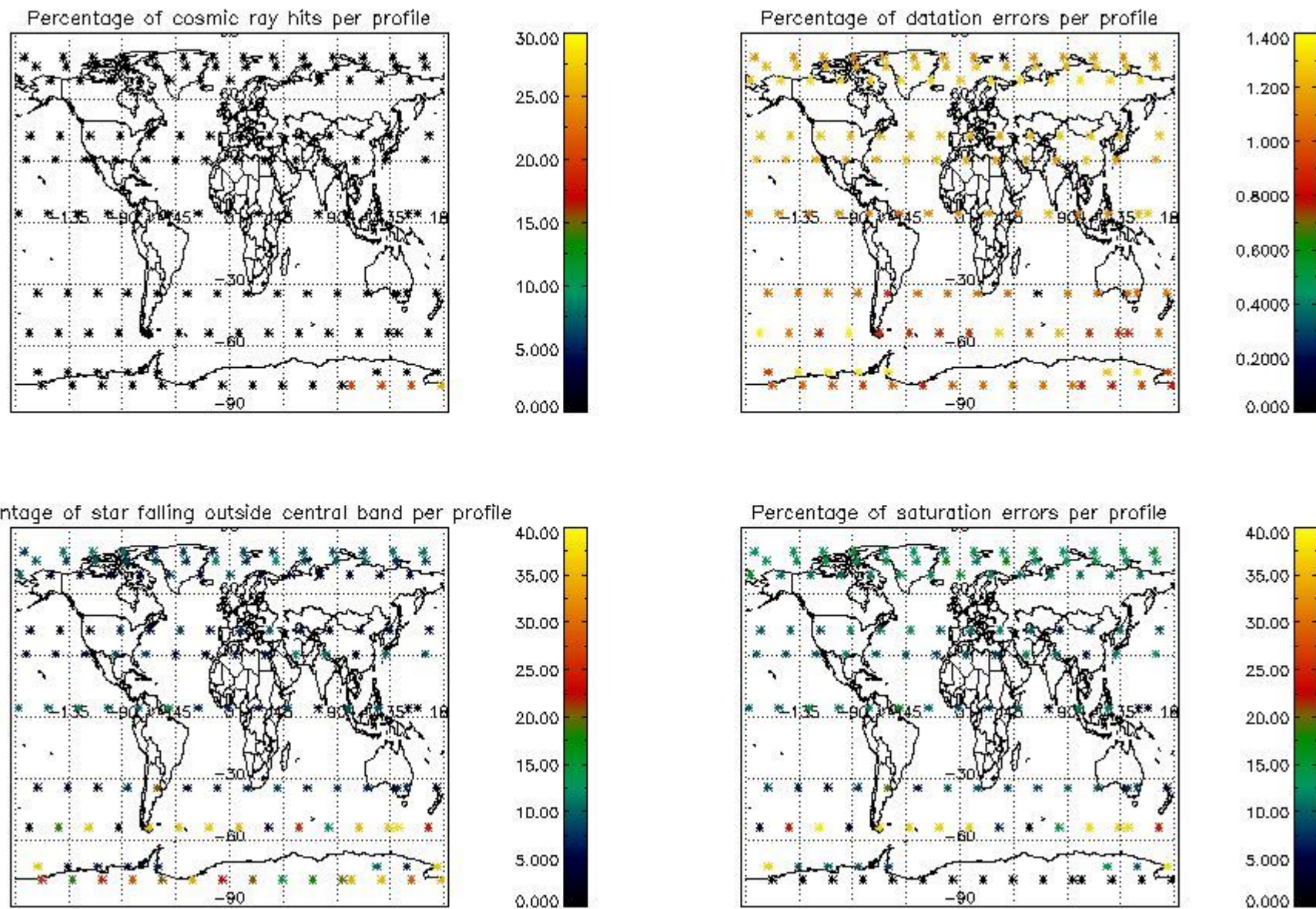


4.2 Plot quality information per product coming from level 1b processing (world map)

4.2.1 Plot level 1 quality information per product (world map): ENVISAT ASCENDING passes



4.2.2 Plot level 1 quality information per product (world map): ENVISAT DESCENDING passes



5. Trace gas profiles

5.1 Ozone statistics based on quality of products

The final quality of the products can be "measured" using the STD (Standard Deviation) attached to every point profile. This information is written to the parameter GOM_NL__2P/NL_LOCAL_SPECIES_DENSITY/o3_std of the level 2 products. The table below shows the statistics for given STD ranges.

The statistics are given with respect to the overall valid production:

- Products without fatal errors: GOM_NL__2P/MPH/PRODUCT_ERR=0
- Valid point profile: GOM_NL__2P/NL_LOCAL_SPECIES_DENSITY/pcd(0)=0

The 'Criteria' is applied to valid points of dark limb products:

- Products in dark limb illumination condition: GOM_NL__2P/NL_SUMMARY_QUALITY/obs_ill_cond=0
- Products without fatal errors: GOM_NL__2P/MPH/PRODUCT_ERR=0
- Valid point profile: GOM_NL__2P/NL_LOCAL_SPECIES_DENSITY/pcd(0)=0

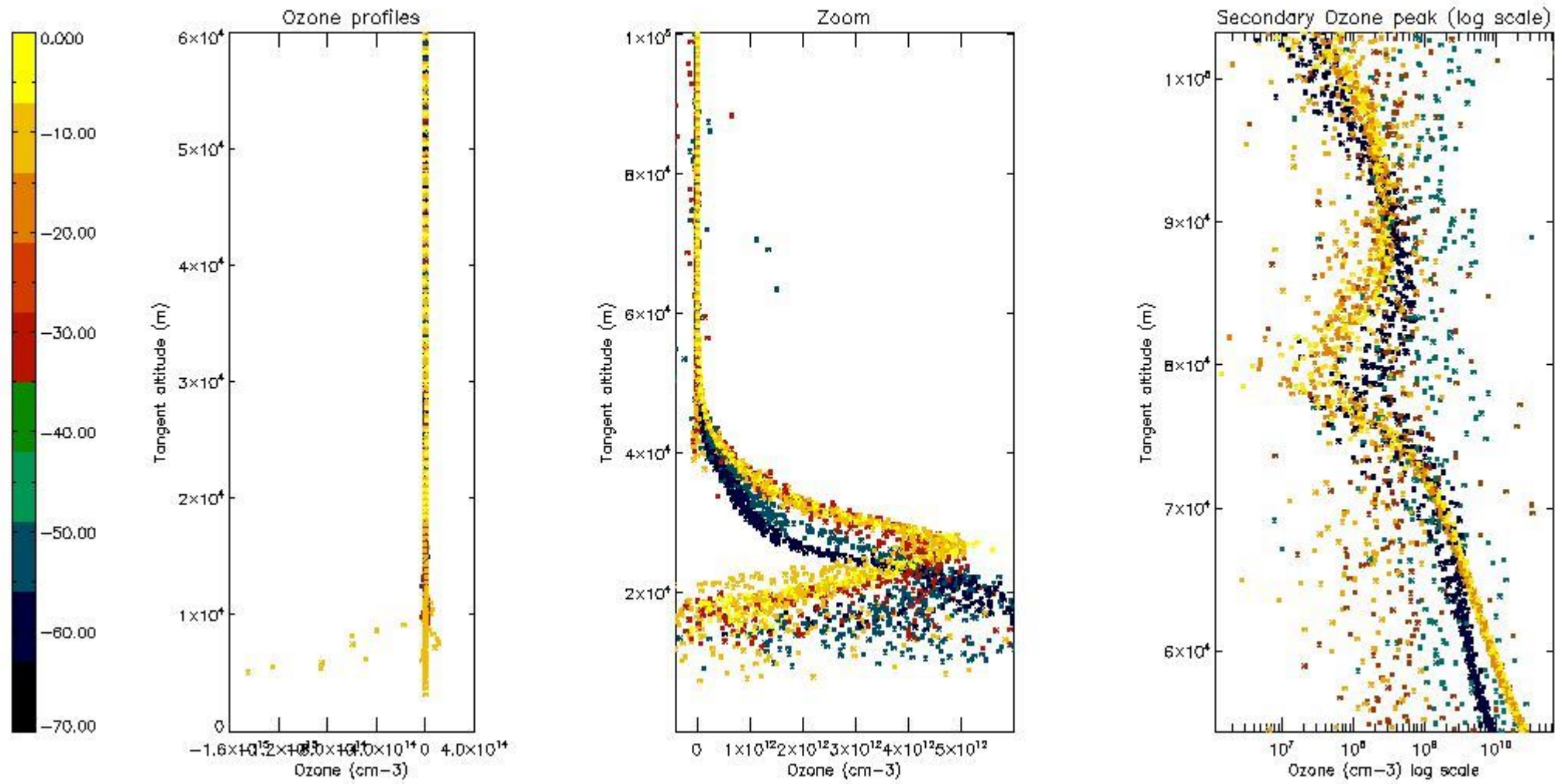
So, the table below shows the percentage of dark limb and valid observations for each criteria with respect to the overall valid daily observations.

Criteria	% of total production
All STD	30
STD < 20	14

STD < 10	9
STD < 5	7

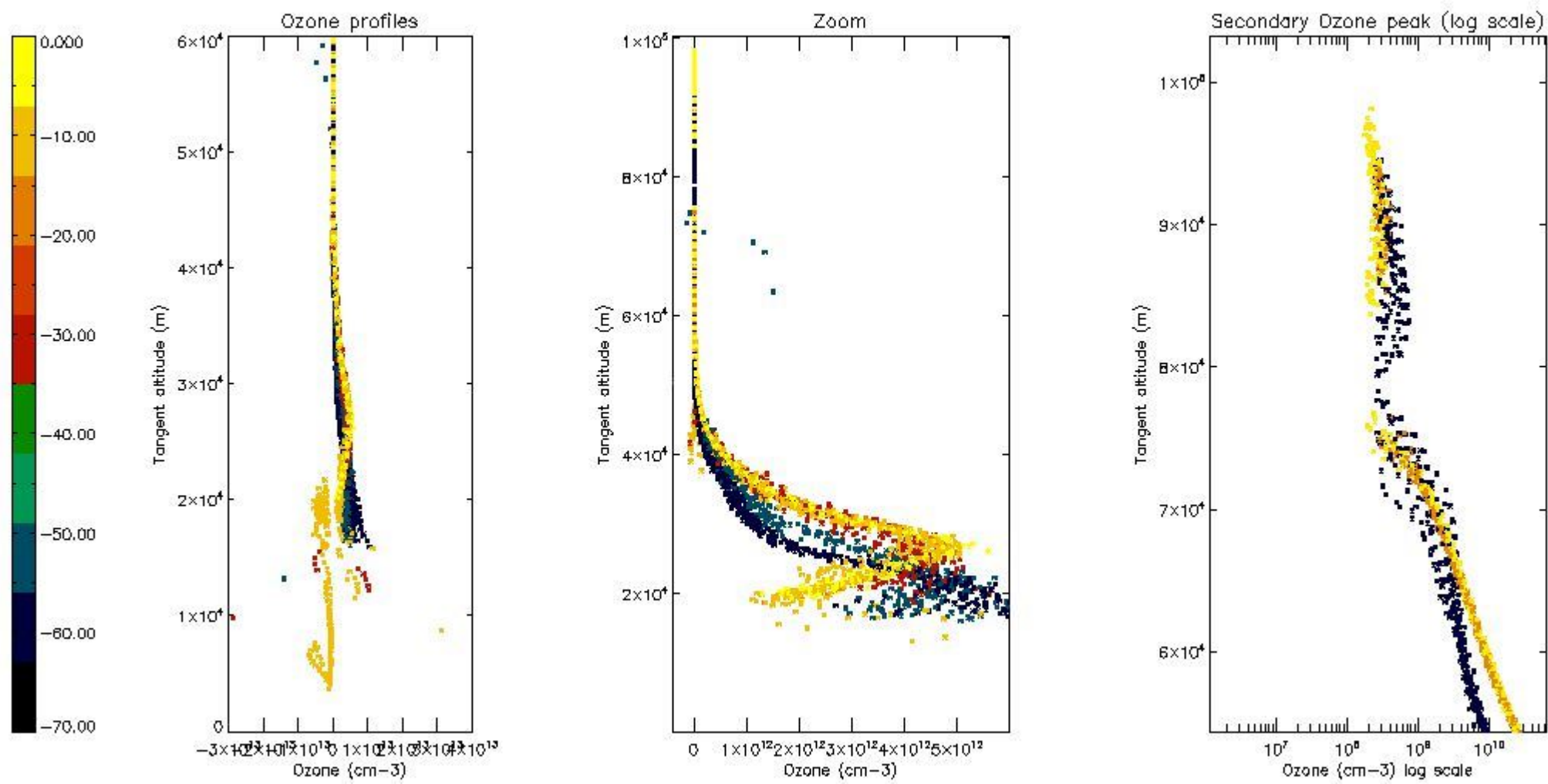
5.2 Plot ozone profiles for all STD (dark without errors)

The colorbar represents the latitude.



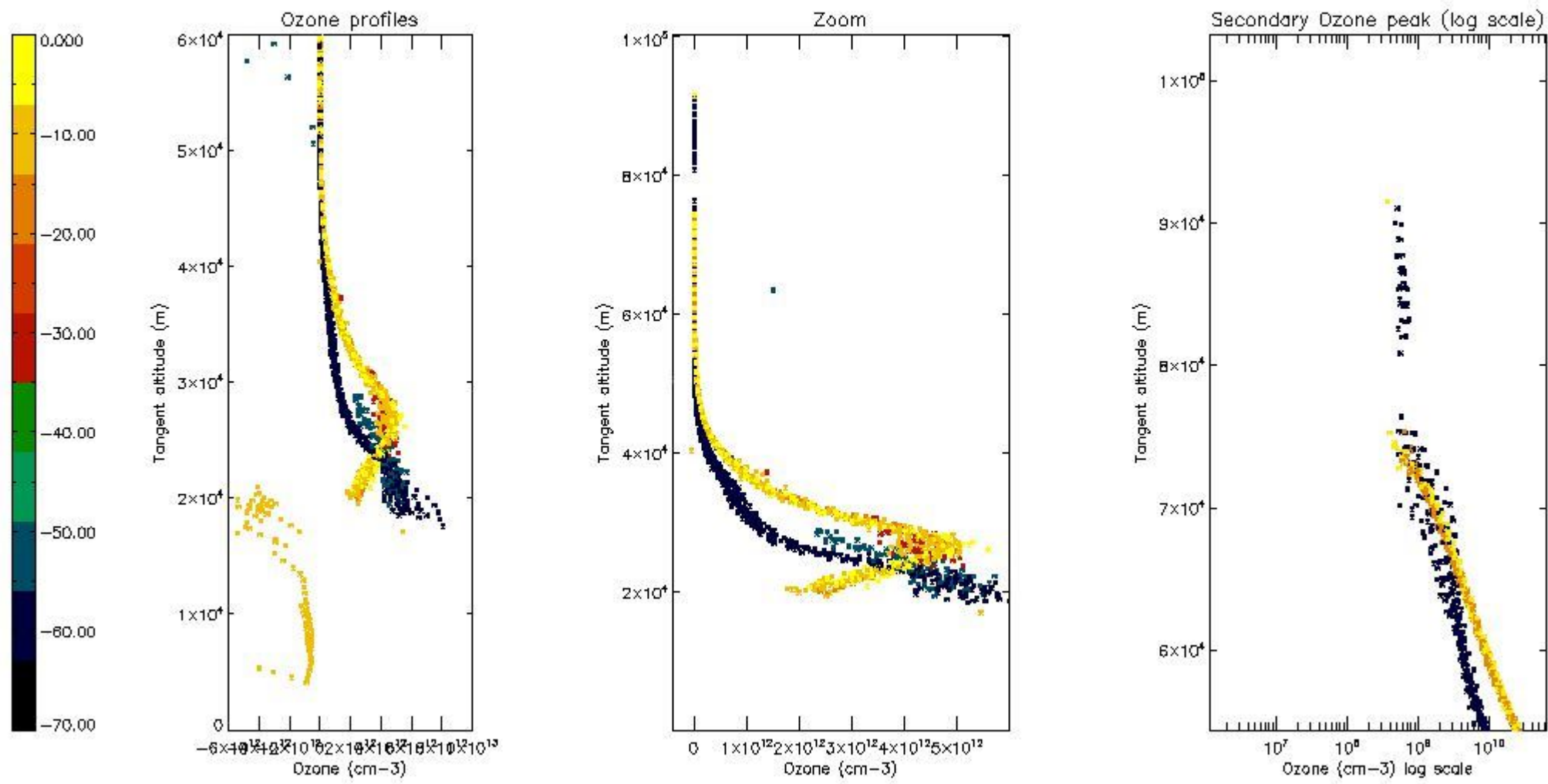
5.3 Plot ozone profiles where STD < 20% (dark without errors)

The colorbar represents the latitude.



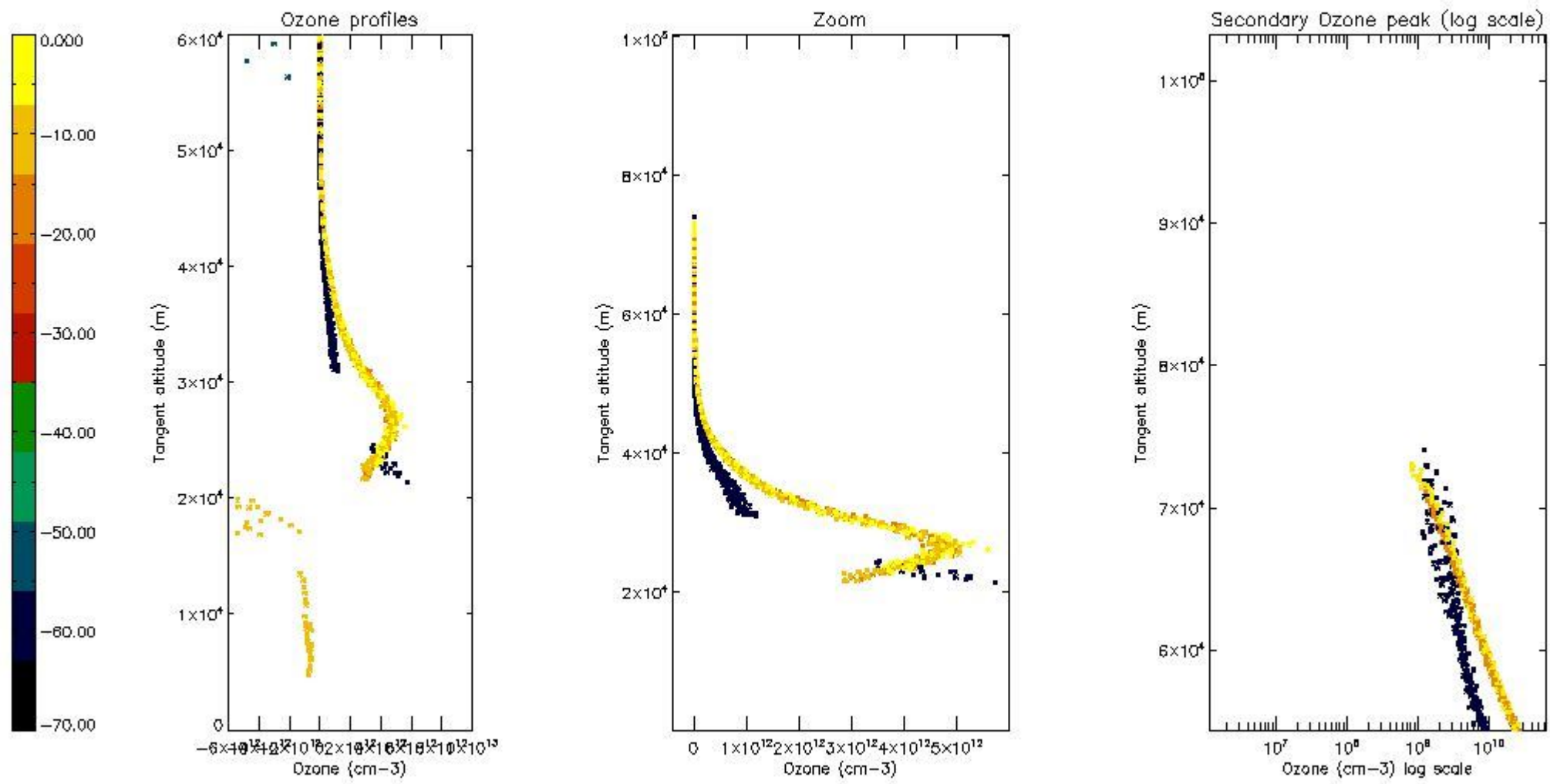
5.4 Plot ozone profiles where STD < 10% (dark without errors)

The colorbar represents the latitude.



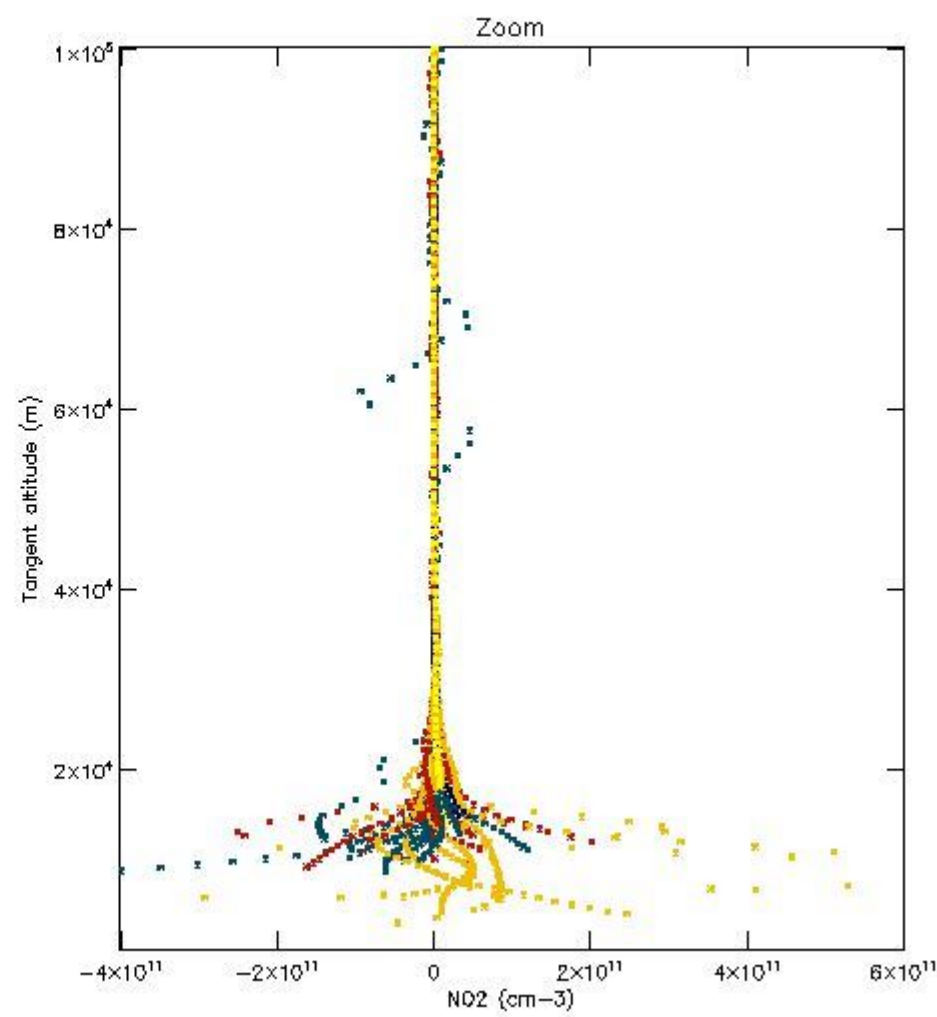
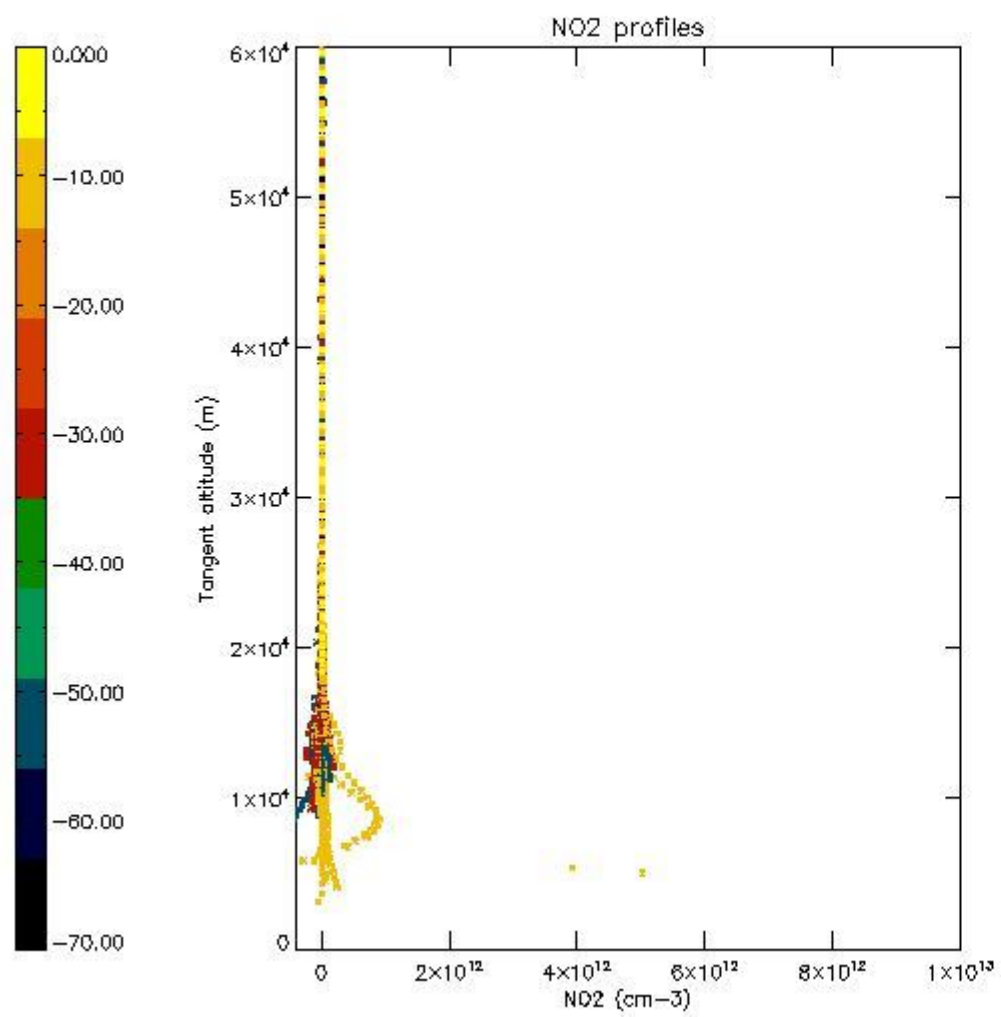
5.5 Plot ozone profiles where STD < 5% (dark without errors)

The colorbar represents the latitude.



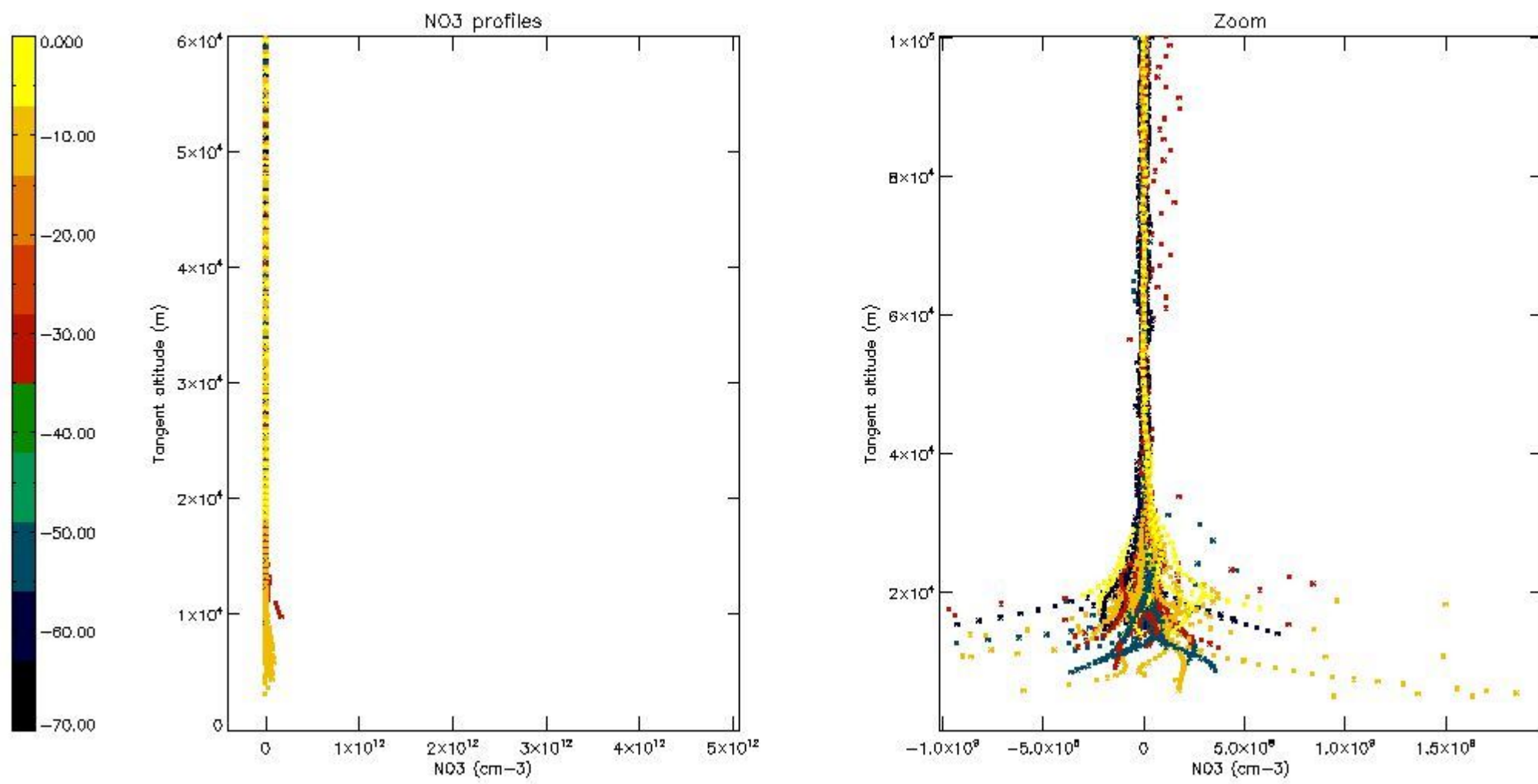
5.6 Plot NO₂ profiles for all STD (dark without errors)

The colorbar represents the latitude.



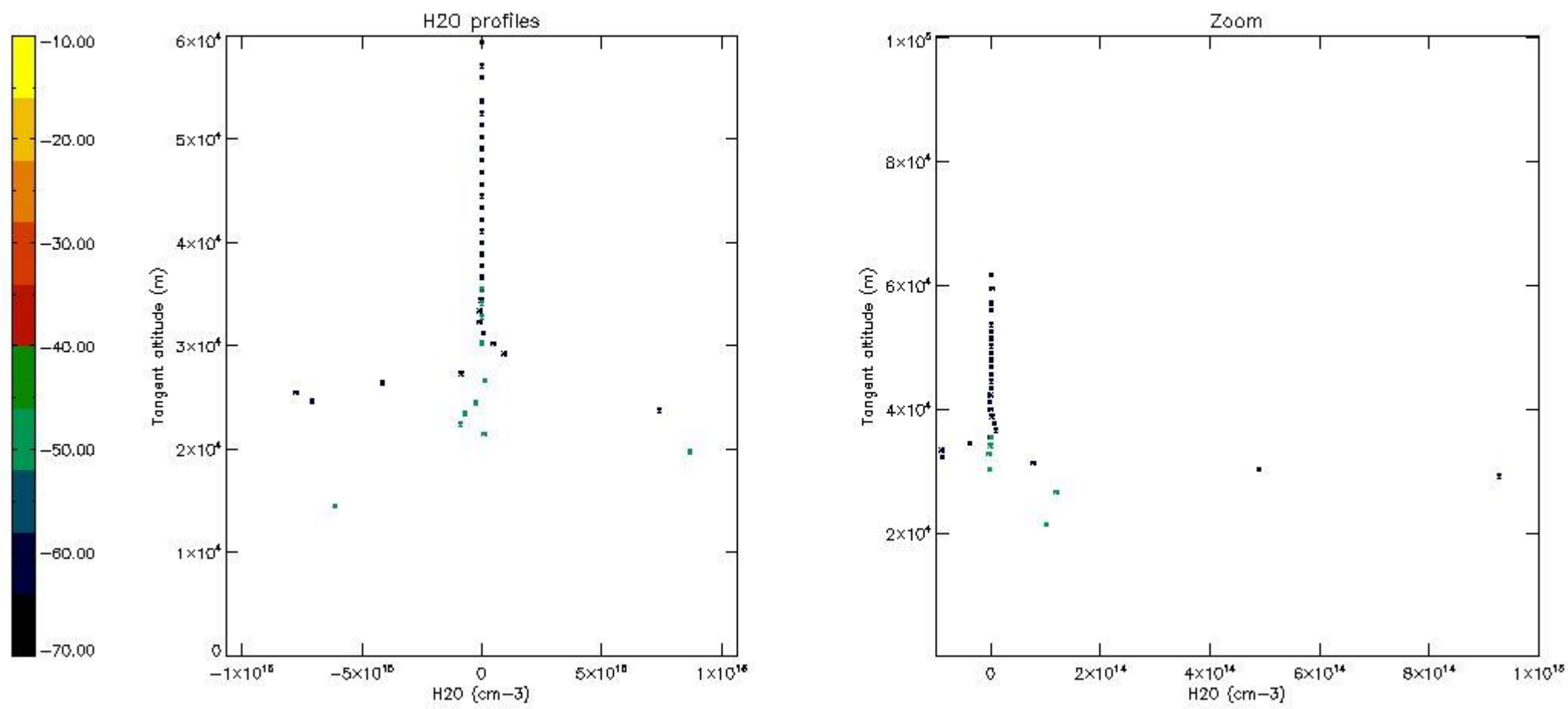
5.7 Plot NO3 profiles for all STD (dark without errors)

The colorbar represents the latitude.



5.8 Plot H₂O profiles for all STD (only for occultations of stars 1,2,3,4,13,14,16,26,63 dark without errors)

The colorbar represents the latitude.



6. Auxiliary Data Files used for the production reported in section 2

The number reported in the third column indicates since which file (see list in section 2) the corresponding auxiliary file has been used. The fourth column is the date of those product files.

Type	Auxiliary Filename	Used since product	Used since product date
INST_PHYS_CHARACTERISTICS	GOM_INS_AXVIEC20091111_143220_20030716_120000_20500101_000000	1	05-JUN-2010 00:03:08
LEVEL-2_PROC_CONFIG	GOM_PR2_AXVIEC20091111_152718_20020301_000000_20500101_000000	1	05-JUN-2010 00:03:08
CROSS_SECTIONS_FILE	GOM_CRS_AXVIEC20091111_154832_20020301_000000_20500101_000000	1	05-JUN-2010 00:03:08

GOMOS Level 2 Daily Report

SUMMARY

[1. General Info](#)

[2. Summary of processed GOM_NL_2P products](#)

[3. Level 2 Quality information per product](#)

[3.1 Plot of level 2 quality information per product \(time dependant\)](#)

[3.2 Plot of level 2 quality information per product \(world map\)](#)

[4. Level 1 Quality information per product \(stored on level 2 products\)](#)

[4.1 Plot of level 1 quality information per product \(time dependant\)](#)

[4.1.1 Plot of level 1 quality information per product \(time dependant\): ASCENDING](#)

[4.1.2 Plot of level 1 quality information per product \(time dependant\): DESCENDING](#)

[4.2 Plot of level 1 quality information per product \(world map\)](#)

[4.2.1 Plot of level 1 quality information per product \(world map\): ASCENDING](#)

[4.2.2 Plot of level 1 quality information per product \(world map\): DESCENDING](#)

[5. Ozone profiles based on quality statistics and other trace gas profiles](#)

[5.1 Ozone statistics based on quality of products](#)

[5.2 Plot ozone profiles for all STD \(dark without errors\)](#)

[5.3 Plot ozone profiles where STD < 20% \(dark without errors\)](#)

[5.4. Plot ozone profiles where STD < 10% \(dark without errors\)](#)

[5.5. Plot ozone profiles where STD < 5% \(dark without errors\)](#)

[5.6 Plot NO2 profiles for all STD \(dark without errors\)](#)

[5.7 Plot NO3 profiles for all STD \(dark without errors\)](#)

[5.8 Plot H2O profiles \(only for occultations of stars 1,2,3,4,13,14,16,26,63 dark without errors\) for all STD](#)

[6. Auxiliary Data Files used for the production reported in section 2](#)

This report presents the daily analysis on parameters extracted from GOMOS level 2 data (GOM_NL__2P). It is intended to monitor some important parameters that will impact the quality of these products. A list of level 2 products (and content) that have arrived during the reporting day to the PCF is also given.

Item	Value
Time of report generation	29APR2013 11:35:35
Data source version	GOMOS/6.01
Start time of products	05-06-2010 (05JUN2010 00:00:00)
Stop time of products	06-06-2010 (06JUN2010 00:00:00)
Store outputs in DB	Yes
Nb of level 2 prods	305
Nb of prods with errors	0

2. Summary of processed GOM_NL__2P products.

Nr	Filename	UTC Start time	Limb	Duration	Star Id	Star Name	Star Mag	Star Temp	Nb Meas	Orbit	Prod. error
1	GOM_NL__2PRFIN20100605_000308_00000412090_00059_43199_3042.N1	05-JUN-2010 00:03:08	Bright	41.000	130	23Bet Dra	2.7990	5800.0	82	43199	No
2	GOM_NL__2PRFIN20100605_001400_00000482090_00059_43199_3043.N1	05-JUN-2010 00:14:00	Bright	47.500	89	5Alp Cep	2.4510	8000.0	95	43199	No
3	GOM_NL__2PRFIN20100605_001926_00000562090_00059_43199_3044.N1	05-JUN-2010 00:19:26	Bright	56.000	76	27Gam Cas	2.3000	30000.	112	43199	No
4	GOM_NL__2PRFIN20100605_002722_00000482090_00059_43199_3045.N1	05-JUN-2010 00:27:22	Bright	48.000	53	43Bet And	2.0480	3300.0	96	43199	No
5	GOM_NL__2PRFIN20100605_003011_00000562090_00059_43199_3046.N1	05-JUN-2010 00:30:11	Twi_and_stray	56.000	58	21Alp And	2.0730	11000.	112	43199	No
6	GOM_NL__2PRFIN20100605_003526_00000552090_00059_43199_3047.N1	05-JUN-2010 00:35:26	Dark	55.000	140	88Gam Peg	2.8340	26000.	110	43199	No
7	GOM_NL__2PRFIN20100605_004431_00000482090_00059_43199_3048.N1	05-JUN-2010 00:44:31	Dark	48.000	52	16Bet Cet	2.0370	4500.0	96	43199	No
8	GOM_NL__2PRFIN20100605_005108_00000452090_00059_43199_3049.N1	05-JUN-2010 00:51:08	Dark	45.000	84	Alp Phe	2.3970	4500.0	90	43199	No
9	GOM_NL__2PRFIN20100605_005348_00000562090_00059_43199_3050.N1	05-JUN-2010 00:53:48	Dark	55.500	18	24Alp PsA	1.1660	9700.0	111	43199	No
10	GOM_NL__2PRFIN20100605_005644_00000622090_00060_43200_3038.N1	05-JUN-2010 00:56:44	Dark	62.000	63	Bet Gru	2.1500	2800.0	124	43200	No
11	GOM_NL__2PRFIN20100605_005841_00000472090_00060_43200_3039.N1	05-JUN-2010 00:58:41	Dark	46.500	31	Alp Gru	1.7340	15200.	93	43200	No
12	GOM_NL__2PRFIN20100605_010324_00000442090_00060_43200_3040.N1	05-JUN-2010 01:03:24	Straylight	43.500	45	Alp Pav	1.9400	26000.	87	43200	No
13	GOM_NL__2PRFIN20100605_011219_00000452090_00060_43200_3041.N1	05-JUN-2010 01:12:19	Straylight	44.500	40	The Sco	1.8590	7100.0	89	43200	No
14	GOM_NL__2PRFIN20100605_011405_00000452090_00060_43200_3042.N1	05-JUN-2010 01:14:05	Twi_and_stray	45.000	25	35Lam Sco	1.6200	28000.	90	43200	No
15	GOM_NL__2PRFIN20100605_011546_00000442090_00060_43200_3043.N1	05-JUN-2010 01:15:46	Twi_and_stray	44.000	75	26Eps Sco	2.2910	4250.0	88	43200	No
16	GOM_NL__2PRFIN20100605_011745_00000462090_00060_43200_3044.N1	05-JUN-2010 01:17:45	Bright	45.500	136	23Tau Sco	2.8220	30000.	91	43200	No
17	GOM_NL__2PRFIN20100605_012116_00000442090_00060_43200_3045.N1	05-JUN-2010 01:21:16	Bright	43.500	86	35Eta Oph	2.4300	10200.	87	43200	No
18	GOM_NL__2PRFIN20100605_012304_00000412090_00060_43200_3046.N1	05-JUN-2010 01:23:04	Bright	40.500	98	13Zet Oph	2.5710	30000.	81	43200	No
19	GOM_NL__2PRFIN20100605_012513_00000382090_00060_43200_3047.N1	05-JUN-2010 01:25:13	Bright	38.000	120	1Del Oph	2.7340	3200.0	76	43200	No
20	GOM_NL__2PRFIN20100605_013304_00000412090_00060_43200_3048.N1	05-JUN-2010 01:33:04	Bright	41.000	127	27Bet Her	2.7810	4700.0	82	43200	No
21	GOM_NL__2PRFIN20100605_013623_00000442090_00060_43200_3049.N1	05-JUN-2010 01:36:23	Bright	43.500	133	40Zet Her	2.8070	6000.0	87	43200	No
22	GOM_NL__2PRFIN20100605_014343_00000452090_00060_43200_3050.N1	05-JUN-2010 01:43:43	Bright	45.000	130	23Bet Dra	2.7990	5800.0	90	43200	No
23	GOM_NL__2PRFIN20100605_015435_00000492090_00060_43200_3051.N1	05-JUN-2010 01:54:35	Bright	48.500	89	5Alp Cep	2.4510	8000.0	97	43200	No
24	GOM_NL__2PRFIN20100605_020002_00000562090_00060_43200_3052.N1	05-JUN-2010 02:00:02	Bright	56.000	76	27Gam Cas	2.3000	30000.	112	43200	No
25	GOM_NL__2PRFIN20100605_020758_00000472090_00060_43200_3053.N1	05-JUN-2010 02:07:58	Bright	47.000	53	43Bet And	2.0480	3300.0	94	43200	No
26	GOM_NL__2PRFIN20100605_021047_00000572090_00060_43200_3054.N1	05-JUN-2010 02:10:47	Twi_and_stray	56.500	58	21Alp And	2.0730	11000.	113	43200	No
27	GOM_NL__2PRFIN20100605_021602_00000572090_00060_43200_3055.N1	05-JUN-2010 02:16:02	Dark	57.000	140	88Gam Peg	2.8340	26000.	114	43200	No
28	GOM_NL__2PRFIN20100605_022507_00000502090_00060_43200_3056.N1	05-JUN-2010 02:25:07	Dark	50.000	52	16Bet Cet	2.0370	4500.0	100	43200	No
29	GOM_NL__2PRFIN20100605_023145_00000492090_00060_43200_3057.N1	05-JUN-2010 02:31:45	Dark	48.500	84	Alp Phe	2.3970	4500.0	97	43200	No
30	GOM_NL__2PRFIN20100605_023721_00000592090_00061_43201_3046.N1	05-JUN-2010 02:37:21	Dark	58.500	63	Bet Gru	2.1500	2800.0	117	43201	No
31	GOM_NL__2PRFIN20100605_023918_00000512090_00061_43201_3047.N1	05-JUN-2010 02:39:18	Dark	51.000	31	Alp Gru	1.7340	15200.	102	43201	No
32	GOM_NL__2PRFIN20100605_024401_00000442090_00061_43201_3048.N1	05-JUN-2010 02:44:01	Straylight	43.500	45	Alp Pav	1.9400	26000.	87	43201	No
33	GOM_NL__2PRFIN20100605_025255_00000472090_00061_43201_3049.N1	05-JUN-2010 02:52:55	Straylight	46.500	40	The Sco	1.8590	7100.0	93	43201	No
34	GOM_NL__2PRFIN20100605_025442_00000482090_00061_43201_3050.N1	05-JUN-2010 02:54:42	Twi_and_stray	47.500	25	35Lam Sco	1.6200	28000.	95	43201	No
35	GOM_NL__2PRFIN20100605_025622_00000472090_00061_43201_3051.N1	05-JUN-2010 02:56:22	Twi_and_stray	47.000	75	26Eps Sco	2.2910	4250.0	94	43201	No
36	GOM_NL__2PRFIN20100605_025821_00000522090_00061_43201_3052.N1	05-JUN-2010 02:58:21	Bright	52.000	136	23Tau Sco	2.8220	30000.	104	43201	No
37	GOM_NL__2PRFIN20100605_030152_00000452090_00061_43201_3053.N1	05-JUN-2010 03:01:52	Bright	45.000	86	35Eta Oph	2.4300	10200.	90	43201	No
38	GOM_NL__2PRFIN20100605_030340_00000402090_00061_43201_3054.N1	05-JUN-2010 03:03:40	Bright	40.000	98	13Zet Oph	2.5710	30000.	80	43201	No
39	GOM_NL__2PRFIN20100605_030549_00000382090_00061_43201_3055.N1	05-JUN-2010 03:05:49	Bright	38.000	120	1Del Oph	2.7340	3200.0	76	43201	No
40	GOM_NL__2PRFIN20100605_031340_00000402090_00061_43201_3056.N1	05-JUN-2010 03:13:40	Bright	40.000	127	27Bet Her	2.7810	4700.0	80	43201	No
41	GOM_NL__2PRFIN20100605_031659_00000402090_00061_43201_3057.N1	05-JUN-2010 03:16:59	Bright	40.000	133	40Zet Her	2.8070	6000.0	80	43201	No
42	GOM_NL__2PRFIN20100605_032418_00000462090_00061_43201_3058.N1	05-JUN-2010 03:24:18	Bright	45.500	130	23Bet Dra	2.7990	5800.0	91	43201	No

43	GOM_NL__2PRFIN20100605_033510_000000482090_00061_43201_3059.N1	05-JUN-2010 03:35:10	Bright	48.000	89	5Alp Cep	2.4510	8000.0	96	43201	No
44	GOM_NL__2PRFIN20100605_034038_000000412090_00061_43201_3060.N1	05-JUN-2010 03:40:38	Bright	41.000	76	27Gam Cas	2.3000	30000.	82	43201	No
45	GOM_NL__2PRFIN20100605_034834_000000462090_00061_43201_3061.N1	05-JUN-2010 03:48:34	Bright	46.000	53	43Bet And	2.0480	3300.0	92	43201	No
46	GOM_NL__2PRFIN20100605_035123_000000572090_00061_43201_3062.N1	05-JUN-2010 03:51:23	Twi_and_stray	57.000	58	21Alp And	2.0730	11000.	114	43201	No
47	GOM_NL__2PRFIN20100605_035639_000000562090_00061_43201_3063.N1	05-JUN-2010 03:56:39	Dark	55.500	140	88Gam Peg	2.8340	26000.	111	43201	No
48	GOM_NL__2PRFIN20100605_040544_000000522090_00061_43201_3064.N1	05-JUN-2010 04:05:44	Dark	52.000	52	16Bet Cet	2.0370	4500.0	104	43201	No
49	GOM_NL__2PRFIN20100605_041222_000000432090_00061_43201_3065.N1	05-JUN-2010 04:12:22	Dark	42.500	84	Alp Phe	2.3970	4500.0	85	43201	No
50	GOM_NL__2PRFIN20100605_041758_000000472090_00062_43202_3054.N1	05-JUN-2010 04:17:58	Dark	46.500	63	Bet Gru	2.1500	2800.0	93	43202	No
51	GOM_NL__2PRFIN20100605_041954_000000462090_00062_43202_3055.N1	05-JUN-2010 04:19:54	Dark	46.000	31	Alp Gru	1.7340	15200.	92	43202	No
52	GOM_NL__2PRFIN20100605_042437_000000442090_00062_43202_3056.N1	05-JUN-2010 04:24:37	Straylight	44.000	45	Alp Pav	1.9400	26000.	88	43202	No
53	GOM_NL__2PRFIN20100605_043331_000000452090_00062_43202_3057.N1	05-JUN-2010 04:33:31	Straylight	45.000	40	The Sco	1.8590	7100.0	90	43202	No
54	GOM_NL__2PRFIN20100605_043518_000000492090_00062_43202_3058.N1	05-JUN-2010 04:35:18	Twi_and_stray	48.500	25	35Lam Sco	1.6200	28000.	97	43202	No
55	GOM_NL__2PRFIN20100605_043658_000000462090_00062_43202_3059.N1	05-JUN-2010 04:36:58	Twi_and_stray	46.000	75	26Eps Sco	2.2910	4250.0	92	43202	No
56	GOM_NL__2PRFIN20100605_043857_000000462090_00062_43202_3060.N1	05-JUN-2010 04:38:57	Bright	46.000	136	23Tau Sco	2.8220	30000.	92	43202	No
57	GOM_NL__2PRFIN20100605_044228_000000452090_00062_43202_3061.N1	05-JUN-2010 04:42:28	Bright	45.000	86	35Eta Oph	2.4300	10200.	90	43202	No
58	GOM_NL__2PRFIN20100605_044416_000000412090_00062_43202_3062.N1	05-JUN-2010 04:44:16	Bright	41.000	98	13Zet Oph	2.5710	30000.	82	43202	No
59	GOM_NL__2PRFIN20100605_044625_000000382090_00062_43202_3063.N1	05-JUN-2010 04:46:25	Bright	37.500	120	1Del Oph	2.7340	3200.0	75	43202	No
60	GOM_NL__2PRFIN20100605_045415_000000392090_00062_43202_3064.N1	05-JUN-2010 04:54:15	Bright	39.000	127	27Bet Her	2.7810	4700.0	78	43202	No
61	GOM_NL__2PRFIN20100605_045735_000000432090_00062_43202_3065.N1	05-JUN-2010 04:57:35	Bright	43.000	133	40Zet Her	2.8070	6000.0	86	43202	No
62	GOM_NL__2PRFIN20100605_050454_000000412090_00062_43202_3066.N1	05-JUN-2010 05:04:54	Bright	40.500	130	23Bet Dra	2.7990	5800.0	81	43202	No
63	GOM_NL__2PRFIN20100605_051546_000000482090_00062_43202_3067.N1	05-JUN-2010 05:15:46	Bright	47.500	89	5Alp Cep	2.4510	8000.0	95	43202	No
64	GOM_NL__2PRFIN20100605_052114_000000482090_00062_43202_3068.N1	05-JUN-2010 05:21:14	Bright	47.500	76	27Gam Cas	2.3000	30000.	95	43202	No
65	GOM_NL__2PRFIN20100605_052910_000000492090_00062_43202_3069.N1	05-JUN-2010 05:29:10	Bright	48.500	53	43Bet And	2.0480	3300.0	97	43202	No
66	GOM_NL__2PRFIN20100605_053159_000000552090_00062_43202_3070.N1	05-JUN-2010 05:31:59	Twi_and_stray	54.500	58	21Alp And	2.0730	11000.	109	43202	No
67	GOM_NL__2PRFIN20100605_053715_000000562090_00062_43202_3071.N1	05-JUN-2010 05:37:15	Dark	56.000	140	88Gam Peg	2.8340	26000.	112	43202	No
68	GOM_NL__2PRFIN20100605_054620_000000462090_00062_43202_3072.N1	05-JUN-2010 05:46:20	Dark	46.000	52	16Bet Cet	2.0370	4500.0	92	43202	No
69	GOM_NL__2PRFIN20100605_055258_000000462090_00062_43202_3073.N1	05-JUN-2010 05:52:58	Dark	45.500	84	Alp Phe	2.3970	4500.0	91	43202	No
70	GOM_NL__2PRFIN20100605_055540_000000722090_00062_43202_3074.N1	05-JUN-2010 05:55:40	Dark	72.000	18	24Alp PsA	1.1660	9700.0	144	43202	No
71	GOM_NL__2PRFIN20100605_055835_000000632090_00063_43203_3062.N1	05-JUN-2010 05:58:35	Dark	63.000	63	Bet Gru	2.1500	2800.0	126	43203	No
72	GOM_NL__2PRFIN20100605_060031_000000482090_00063_43203_3063.N1	05-JUN-2010 06:00:31	Dark	48.000	31	Alp Gru	1.7340	15200.	96	43203	No
73	GOM_NL__2PRFIN20100605_060514_000000432090_00063_43203_3064.N1	05-JUN-2010 06:05:14	Straylight	42.500	45	Alp Pav	1.9400	26000.	85	43203	No
74	GOM_NL__2PRFIN20100605_061408_000000452090_00063_43203_3065.N1	05-JUN-2010 06:14:08	Straylight	45.000	40	The Sco	1.8590	7100.0	90	43203	No
75	GOM_NL__2PRFIN20100605_061554_000000482090_00063_43203_3066.N1	05-JUN-2010 06:15:54	Twi_and_stray	48.000	25	35Lam Sco	1.6200	28000.	96	43203	No
76	GOM_NL__2PRFIN20100605_061734_000000462090_00063_43203_3067.N1	05-JUN-2010 06:17:34	Twi_and_stray	45.500	75	26Eps Sco	2.2910	4250.0	91	43203	No
77	GOM_NL__2PRFIN20100605_061933_000000552090_00063_43203_3068.N1	05-JUN-2010 06:19:33	Bright	55.000	136	23Tau Sco	2.8220	30000.	110	43203	No
78	GOM_NL__2PRFIN20100605_062304_000000442090_00063_43203_3069.N1	05-JUN-2010 06:23:04	Bright	44.000	86	35Eta Oph	2.4300	10200.	88	43203	No
79	GOM_NL__2PRFIN20100605_062452_000000412090_00063_43203_3070.N1	05-JUN-2010 06:24:52	Bright	41.000	98	13Zet Oph	2.5710	30000.	82	43203	No
80	GOM_NL__2PRFIN20100605_062701_000000382090_00063_43203_3071.N1	05-JUN-2010 06:27:01	Bright	38.000	120	1Del Oph	2.7340	3200.0	76	43203	No
81	GOM_NL__2PRFIN20100605_063451_000000412090_00063_43203_3072.N1	05-JUN-2010 06:34:51	Bright	40.500	127	27Bet Her	2.7810	4700.0	81	43203	No
82	GOM_NL__2PRFIN20100605_063810_000000442090_00063_43203_3073.N1	05-JUN-2010 06:38:10	Bright	44.000	133	40Zet Her	2.8070	6000.0	88	43203	No
83	GOM_NL__2PRFIN20100605_064529_000000452090_00063_43203_3074.N1	05-JUN-2010 06:45:29	Bright	45.000	130	23Bet Dra	2.7990	5800.0	90	43203	No
84	GOM_NL__2PRFIN20100605_065621_000000492090_00063_43203_3075.N1	05-JUN-2010 06:56:21	Bright	49.000	89	5Alp Cep	2.4510	8000.0	98	43203	No
85	GOM_NL__2PRFIN20100605_070150_000000392090_00063_43203_3076.N1	05-JUN-2010 07:01:50	Bright	38.500	76	27Gam Cas	2.3000	30000.	77	43203	No
86	GOM_NL__2PRFIN20100605_070946_000000512090_00063_43203_3077.N1	05-JUN-2010 07:09:46	Bright	50.500	53	43Bet And	2.0480	3300.0	101	43203	No
87	GOM_NL__2PRFIN20100605_071235_000000582090_00063_43203_3078.N1	05-JUN-2010 07:12:35	Twi_and_stray	57.500	58	21Alp And	2.0730	11000.	115	43203	No
88	GOM_NL__2PRFIN20100605_071751_000000562090_00063_43203_3079.N1	05-JUN-2010 07:17:51	Dark	56.000	140	88Gam Peg	2.8340	26000.	112	43203	No
89	GOM_NL__2PRFIN20100605_072657_000000542090_00063_43203_3080.N1	05-JUN-2010 07:26:57	Dark	53.500	52	16Bet Cet	2.0370	4500.0	107	43203	No
90	GOM_NL__2PRFIN20100605_073335_000000442090_00063_43203_3081.N1	05-JUN-2010 07:33:35	Dark	43.500	84	Alp Phe	2.3970	4500.0	87	43203	No
91	GOM_NL__2PRFIN20100605_073617_000000622090_00063_43203_3082.N1	05-JUN-2010 07:36:17	Dark	61.500	18	24Alp PsA	1.1660	9700.0	123	43203	No
92	GOM_NL__2PRFIN20100605_073912_000000612090_00064_43204_3090.N1	05-JUN-2010 07:39:12	Dark	60.500	63	Bet Gru	2.1500	2800.0	121	43204	No
93	GOM_NL__2PRFIN20100605_074108_000000482090_00064_43204_3091.N1	05-JUN-2010 07:41:08	Dark	47.500	31	Alp Gru	1.7340	15200.	95	43204	No
94	GOM_NL__2PRFIN20100605_074551_000000432090_00064_43204_3092.N1	05-JUN-2010 07:45:51	Straylight	43.000	45	Alp Pav	1.9400	26000.	86	43204	No
95	GOM_NL__2PRFIN20100605_075444_000000492090_00064_43204_3093.N1	05-JUN-2010 07:54:44	Straylight	48.500	40	The Sco	1.8590	7100.0	97	43204	No
96	GOM_NL__2PRFIN20100605_075631_000000482090_00064_43204_3094.N1	05-JUN-2010 07:56:31	Twi_and_stray	47.500	25	35Lam Sco	1.6200	28000.	95	43204	No
97	GOM_NL__2PRFIN20100605_075811_000000462090_00064_43204_3095.N1	05-JUN-2010 07:58:11	Twi_and_stray	46.000	75	26Eps Sco	2.2910	4250.0	92	43204	No
98	GOM_NL__2PRFIN20100605_080009_000000442090_00064_43204_3096.N1	05-JUN-2010 08:00:09	Bright	43.500	136	23Tau Sco	2.8220	30000.	87	43204	No
99	GOM_NL__2PRFIN20100605_080340_000000442090_00064_43204_3097.N1	05-JUN-2010 08:03:40	Bright	44.000	86	35Eta Oph	2.4300	10200.	88	43204	No
100	GOM_NL__2PRFIN20100605_080528_000000412090_00064_43204_3098.N1	05-JUN-2010 08:05:28	Bright	40.500	98	13Zet Oph	2.5710	30000.	81	43204	No
101	GOM_NL__2PRFIN20100605_080737_000000382090_00064_43204_3099.N1	05-JUN-2010 08:07:37	Bright	37.500	120	1Del Oph	2.7340	3200.0	75	43204	No

102	GOM_NL__2PRFIN20100605_081527_000000422090_00064_43204_3100.N1	05-JUN-2010 08:15:27	Bright	42.000	127	27Bet Her	2.7810	4700.0	84	43204	No
103	GOM_NL__2PRFIN20100605_081845_000000422090_00064_43204_3101.N1	05-JUN-2010 08:18:45	Bright	42.000	133	40Zet Her	2.8070	6000.0	84	43204	No
104	GOM_NL__2PRFIN20100605_082604_000000432090_00064_43204_3102.N1	05-JUN-2010 08:26:04	Bright	43.000	130	23Bet Dra	2.7990	5800.0	86	43204	No
105	GOM_NL__2PRFIN20100605_083656_000000482090_00064_43204_3103.N1	05-JUN-2010 08:36:56	Bright	48.000	89	5Alp Cep	2.4510	8000.0	96	43204	No
106	GOM_NL__2PRFIN20100605_084225_000000562090_00064_43204_3104.N1	05-JUN-2010 08:42:25	Bright	56.000	76	27Gam Cas	2.3000	30000.	112	43204	No
107	GOM_NL__2PRFIN20100605_085022_000000592090_00064_43204_3105.N1	05-JUN-2010 08:50:22	Bright	59.000	53	43Bet And	2.0480	3300.0	118	43204	No
108	GOM_NL__2PRFIN20100605_085311_000000562090_00064_43204_3106.N1	05-JUN-2010 08:53:11	Tw_i_and_stray	55.500	58	21Alp And	2.0730	11000.	111	43204	No
109	GOM_NL__2PRFIN20100605_085828_000000562090_00064_43204_3107.N1	05-JUN-2010 08:58:28	Dark	56.000	140	88Gam Peg	2.8340	26000.	112	43204	No
110	GOM_NL__2PRFIN20100605_090734_000000502090_00064_43204_3108.N1	05-JUN-2010 09:07:34	Dark	50.000	52	16Bet Cet	2.0370	4500.0	100	43204	No
111	GOM_NL__2PRFIN20100605_091411_000000452090_00064_43204_3109.N1	05-JUN-2010 09:14:11	Dark	44.500	84	Alp Phe	2.3970	4500.0	89	43204	No
112	GOM_NL__2PRFIN20100605_091655_000000572090_00064_43204_3110.N1	05-JUN-2010 09:16:55	Dark	56.500	18	24Alp PsA	1.1660	9700.0	113	43204	No
113	GOM_NL__2PRFIN20100605_091948_000000482090_00065_43205_3108.N1	05-JUN-2010 09:19:48	Dark	47.500	63	Bet Gru	2.1500	2800.0	95	43205	No
114	GOM_NL__2PRFIN20100605_092145_000000472090_00065_43205_3109.N1	05-JUN-2010 09:21:45	Dark	47.000	31	Alp Gru	1.7340	15200.	94	43205	No
115	GOM_NL__2PRFIN20100605_092627_000000422090_00065_43205_3110.N1	05-JUN-2010 09:26:27	Straylight	42.000	45	Alp Pav	1.9400	26000.	84	43205	No
116	GOM_NL__2PRFIN20100605_093520_000000472090_00065_43205_3111.N1	05-JUN-2010 09:35:20	Straylight	47.000	40	The Sco	1.8590	7100.0	94	43205	No
117	GOM_NL__2PRFIN20100605_093707_000000472090_00065_43205_3112.N1	05-JUN-2010 09:37:07	Tw_i_and_stray	47.000	25	35Lam Sco	1.6200	28000.	94	43205	No
118	GOM_NL__2PRFIN20100605_093847_000000462090_00065_43205_3113.N1	05-JUN-2010 09:38:47	Tw_i_and_stray	45.500	75	26Eps Sco	2.2910	4250.0	91	43205	No
119	GOM_NL__2PRFIN20100605_094045_000000512090_00065_43205_3114.N1	05-JUN-2010 09:40:45	Bright	50.500	136	23Tau Sco	2.8220	30000.	101	43205	No
120	GOM_NL__2PRFIN20100605_094416_000000452090_00065_43205_3115.N1	05-JUN-2010 09:44:16	Bright	44.500	86	35Eta Oph	2.4300	10200.	89	43205	No
121	GOM_NL__2PRFIN20100605_094604_000000432090_00065_43205_3116.N1	05-JUN-2010 09:46:04	Bright	42.500	98	13Zet Oph	2.5710	30000.	85	43205	No
122	GOM_NL__2PRFIN20100605_094813_000000382090_00065_43205_3117.N1	05-JUN-2010 09:48:13	Bright	38.000	120	1Del Oph	2.7340	3200.0	76	43205	No
123	GOM_NL__2PRFIN20100605_095602_000000412090_00065_43205_3118.N1	05-JUN-2010 09:56:02	Bright	41.000	127	27Bet Her	2.7810	4700.0	82	43205	No
124	GOM_NL__2PRFIN20100605_095921_000000422090_00065_43205_3119.N1	05-JUN-2010 09:59:21	Bright	42.000	133	40Zet Her	2.8070	6000.0	84	43205	No
125	GOM_NL__2PRFIN20100605_100640_000000442090_00065_43205_3120.N1	05-JUN-2010 10:06:40	Bright	44.000	130	23Bet Dra	2.7990	5800.0	88	43205	No
126	GOM_NL__2PRFIN20100605_101731_000000492090_00065_43205_3121.N1	05-JUN-2010 10:17:31	Bright	49.000	89	5Alp Cep	2.4510	8000.0	98	43205	No
127	GOM_NL__2PRFIN20100605_102301_000000562090_00065_43205_3122.N1	05-JUN-2010 10:23:01	Bright	56.000	76	27Gam Cas	2.3000	30000.	112	43205	No
128	GOM_NL__2PRFIN20100605_103058_000000492090_00065_43205_3123.N1	05-JUN-2010 10:30:58	Bright	49.000	53	43Bet And	2.0480	3300.0	98	43205	No
129	GOM_NL__2PRFIN20100605_103347_000000582090_00065_43205_3124.N1	05-JUN-2010 10:33:47	Tw_i_and_stray	57.500	58	21Alp And	2.0730	11000.	115	43205	No
130	GOM_NL__2PRFIN20100605_103905_000000552090_00065_43205_3125.N1	05-JUN-2010 10:39:05	Dark	54.500	140	88Gam Peg	2.8340	26000.	109	43205	No
131	GOM_NL__2PRFIN20100605_104810_000000462090_00065_43205_3126.N1	05-JUN-2010 10:48:10	Dark	45.500	52	16Bet Cet	2.0370	4500.0	91	43205	No
132	GOM_NL__2PRFIN20100605_105448_000000462090_00065_43205_3127.N1	05-JUN-2010 10:54:48	Dark	46.000	84	Alp Phe	2.3970	4500.0	92	43205	No
133	GOM_NL__2PRFIN20100605_105732_000000612090_00065_43205_3128.N1	05-JUN-2010 10:57:32	Dark	60.500	18	24Alp PsA	1.1660	9700.0	121	43205	No
134	GOM_NL__2PRFIN20100605_110025_000000482090_00066_43206_3116.N1	05-JUN-2010 11:00:25	Dark	48.000	63	Bet Gru	2.1500	2800.0	96	43206	No
135	GOM_NL__2PRFIN20100605_110222_000000462090_00066_43206_3117.N1	05-JUN-2010 11:02:22	Dark	46.000	31	Alp Gru	1.7340	15200.	92	43206	No
136	GOM_NL__2PRFIN20100605_110704_000000442090_00066_43206_3118.N1	05-JUN-2010 11:07:04	Straylight	44.000	45	Alp Pav	1.9400	26000.	88	43206	No
137	GOM_NL__2PRFIN20100605_111557_000000462090_00066_43206_3119.N1	05-JUN-2010 11:15:57	Straylight	46.000	40	The Sco	1.8590	7100.0	92	43206	No
138	GOM_NL__2PRFIN20100605_111743_000000472090_00066_43206_3120.N1	05-JUN-2010 11:17:43	Tw_i_and_stray	47.000	25	35Lam Sco	1.6200	28000.	94	43206	No
139	GOM_NL__2PRFIN20100605_111923_000000452090_00066_43206_3121.N1	05-JUN-2010 11:19:23	Tw_i_and_stray	44.500	75	26Eps Sco	2.2910	4250.0	89	43206	No
140	GOM_NL__2PRFIN20100605_112121_000000532090_00066_43206_3122.N1	05-JUN-2010 11:21:21	Bright	52.500	136	23Tau Sco	2.8220	30000.	105	43206	No
141	GOM_NL__2PRFIN20100605_112452_000000432090_00066_43206_3123.N1	05-JUN-2010 11:24:52	Bright	43.000	86	35Eta Oph	2.4300	10200.	86	43206	No
142	GOM_NL__2PRFIN20100605_112640_000000402090_00066_43206_3124.N1	05-JUN-2010 11:26:40	Bright	40.000	98	13Zet Oph	2.5710	30000.	80	43206	No
143	GOM_NL__2PRFIN20100605_112849_000000402090_00066_43206_3125.N1	05-JUN-2010 11:28:49	Bright	40.000	120	1Del Oph	2.7340	3200.0	80	43206	No
144	GOM_NL__2PRFIN20100605_113638_000000402090_00066_43206_3126.N1	05-JUN-2010 11:36:38	Bright	40.000	127	27Bet Her	2.7810	4700.0	80	43206	No
145	GOM_NL__2PRFIN20100605_113956_000000412090_00066_43206_3127.N1	05-JUN-2010 11:39:56	Bright	41.000	133	40Zet Her	2.8070	6000.0	82	43206	No
146	GOM_NL__2PRFIN20100605_114715_000000452090_00066_43206_3128.N1	05-JUN-2010 11:47:15	Bright	44.500	130	23Bet Dra	2.7990	5800.0	89	43206	No
147	GOM_NL__2PRFIN20100605_115806_000000482090_00066_43206_3129.N1	05-JUN-2010 11:58:06	Bright	48.000	89	5Alp Cep	2.4510	8000.0	96	43206	No
148	GOM_NL__2PRFIN20100605_120337_000000562090_00066_43206_3130.N1	05-JUN-2010 12:03:37	Bright	56.000	76	27Gam Cas	2.3000	30000.	112	43206	No
149	GOM_NL__2PRFIN20100605_120916_000000372090_00066_43206_3131.N1	05-JUN-2010 12:09:16	Bright	37.000	73	57Gam1And	2.2600	13100.	74	43206	No
150	GOM_NL__2PRFIN20100605_121134_000000542090_00066_43206_3132.N1	05-JUN-2010 12:11:34	Bright	54.000	53	43Bet And	2.0480	3300.0	108	43206	No
151	GOM_NL__2PRFIN20100605_121424_000000582090_00066_43206_3133.N1	05-JUN-2010 12:14:24	Tw_i_and_stray	57.500	58	21Alp And	2.0730	11000.	115	43206	No
152	GOM_NL__2PRFIN20100605_121941_000000532090_00066_43206_3134.N1	05-JUN-2010 12:19:41	Dark	53.000	140	88Gam Peg	2.8340	26000.	106	43206	No
153	GOM_NL__2PRFIN20100605_122847_000000522090_00066_43206_3135.N1	05-JUN-2010 12:28:47	Dark	51.500	52	16Bet Cet	2.0370	4500.0	103	43206	No
154	GOM_NL__2PRFIN20100605_123524_000000472090_00066_43206_3136.N1	05-JUN-2010 12:35:24	Dark	47.000	84	Alp Phe	2.3970	4500.0	94	43206	No
155	GOM_NL__2PRFIN20100605_123810_000000582090_00066_43206_3137.N1	05-JUN-2010 12:38:10	Dark	57.500	18	24Alp PsA	1.1660	9700.0	115	43206	No
156	GOM_NL__2PRFIN20100605_124102_000000482090_00067_43207_3158.N1	05-JUN-2010 12:41:02	Dark	47.500	63	Bet Gru	2.1500	2800.0	95	43207	No
157	GOM_NL__2PRFIN20100605_124259_000000462090_00067_43207_3159.N1	05-JUN-2010 12:42:59	Dark	45.500	31	Alp Gru	1.7340	15200.	91	43207	No
158	GOM_NL__2PRFIN20100605_124740_000000432090_00067_43207_3160.N1	05-JUN-2010 12:47:40	Straylight	42.500	45	Alp Pav	1.9400	26000.	85	43207	No
159	GOM_NL__2PRFIN20100605_125633_000000472090_00067_43207_3161.N1	05-JUN-2010 12:56:33	Straylight	47.000	40	The Sco	1.8590	7100.0	94	43207	No
160	GOM_NL__2PRFIN20100605_125819_000000472090_00067_43207_3162.N1	05-JUN-2010 12:58:19	Tw_i_and_stray	47.000	25	35Lam Sco	1.6200	28000.	94	43207	No

161	GOM_NL__2PRFIN20100605_125959_00000452090_00067_43207_3163.N1	05-JUN-2010 12:59:59	Twilight	45.000	75	26Eps Sco	2.2910	4250.0	90	43207	No
162	GOM_NL__2PRFIN20100605_130157_00000502090_00067_43207_3164.N1	05-JUN-2010 13:01:57	Bright	49.500	136	23Tau Sco	2.8220	30000.	99	43207	No
163	GOM_NL__2PRFIN20100605_130528_00000452090_00067_43207_3165.N1	05-JUN-2010 13:05:28	Bright	44.500	86	35Eta Oph	2.4300	10200.	89	43207	No
164	GOM_NL__2PRFIN20100605_130716_00000422090_00067_43207_3166.N1	05-JUN-2010 13:07:16	Bright	42.000	98	13Zet Oph	2.5710	30000.	84	43207	No
165	GOM_NL__2PRFIN20100605_130925_00000382090_00067_43207_3167.N1	05-JUN-2010 13:09:25	Bright	38.000	120	1Del Oph	2.7340	3200.0	76	43207	No
166	GOM_NL__2PRFIN20100605_131714_00000422090_00067_43207_3168.N1	05-JUN-2010 13:17:14	Bright	41.500	127	27Bet Her	2.7810	4700.0	83	43207	No
167	GOM_NL__2PRFIN20100605_132032_00000412090_00067_43207_3169.N1	05-JUN-2010 13:20:32	Bright	41.000	133	40Zet Her	2.8070	6000.0	82	43207	No
168	GOM_NL__2PRFIN20100605_132750_00000492090_00067_43207_3170.N1	05-JUN-2010 13:27:50	Bright	48.500	130	23Bet Dra	2.7990	5800.0	97	43207	No
169	GOM_NL__2PRFIN20100605_133842_00000562090_00067_43207_3171.N1	05-JUN-2010 13:38:42	Bright	55.500	89	5Alp Cep	2.4510	8000.0	111	43207	No
170	GOM_NL__2PRFIN20100605_134413_00000562090_00067_43207_3172.N1	05-JUN-2010 13:44:13	Bright	56.000	76	27Gam Cas	2.3000	30000.	112	43207	No
171	GOM_NL__2PRFIN20100605_134952_00000372090_00067_43207_3173.N1	05-JUN-2010 13:49:52	Bright	37.000	73	57Gam1And	2.2600	13100.	74	43207	No
172	GOM_NL__2PRFIN20100605_135210_00000512090_00067_43207_3174.N1	05-JUN-2010 13:52:10	Bright	51.000	53	43Bet And	2.0480	3300.0	102	43207	No
173	GOM_NL__2PRFIN20100605_135500_00000562090_00067_43207_3175.N1	05-JUN-2010 13:55:00	Twilight	56.000	58	21Alp And	2.0730	11000.	112	43207	No
174	GOM_NL__2PRFIN20100605_140018_00000572090_00067_43207_3176.N1	05-JUN-2010 14:00:18	Dark	56.500	140	88Gam Peg	2.8340	26000.	113	43207	No
175	GOM_NL__2PRFIN20100605_140924_00000542090_00067_43207_3177.N1	05-JUN-2010 14:09:24	Dark	54.000	52	16Bet Cet	2.0370	4500.0	108	43207	No
176	GOM_NL__2PRFIN20100605_141601_00000462090_00067_43207_3178.N1	05-JUN-2010 14:16:01	Dark	46.000	84	Alp Phe	2.3970	4500.0	92	43207	No
177	GOM_NL__2PRFIN20100605_141847_00000562090_00067_43207_3179.N1	05-JUN-2010 14:18:47	Dark	56.000	18	24Alp PsA	1.1660	9700.0	112	43207	No
178	GOM_NL__2PRFIN20100605_142138_00000502090_00068_43208_3166.N1	05-JUN-2010 14:21:38	Dark	50.000	63	Bet Gru	2.1500	2800.0	100	43208	No
179	GOM_NL__2PRFIN20100605_142336_00000512090_00068_43208_3167.N1	05-JUN-2010 14:23:36	Dark	51.000	31	Alp Gru	1.7340	15200.	102	43208	No
180	GOM_NL__2PRFIN20100605_142817_00000442090_00068_43208_3168.N1	05-JUN-2010 14:28:17	Straylight	43.500	45	Alp Pav	1.9400	26000.	87	43208	No
181	GOM_NL__2PRFIN20100605_143709_00000452090_00068_43208_3169.N1	05-JUN-2010 14:37:09	Straylight	45.000	40	The Sco	1.8590	7100.0	90	43208	No
182	GOM_NL__2PRFIN20100605_143855_00000462090_00068_43208_3170.N1	05-JUN-2010 14:38:55	Twilight	46.000	25	35Lam Sco	1.6200	28000.	92	43208	No
183	GOM_NL__2PRFIN20100605_144035_00000462090_00068_43208_3171.N1	05-JUN-2010 14:40:35	Twilight	45.500	75	26Eps Sco	2.2910	4250.0	91	43208	No
184	GOM_NL__2PRFIN20100605_144234_00000412090_00068_43208_3172.N1	05-JUN-2010 14:42:34	Bright	41.000	136	23Tau Sco	2.8220	30000.	82	43208	No
185	GOM_NL__2PRFIN20100605_144604_00000432090_00068_43208_3173.N1	05-JUN-2010 14:46:04	Bright	43.000	86	35Eta Oph	2.4300	10200.	86	43208	No
186	GOM_NL__2PRFIN20100605_144752_00000402090_00068_43208_3174.N1	05-JUN-2010 14:47:52	Bright	40.000	98	13Zet Oph	2.5710	30000.	80	43208	No
187	GOM_NL__2PRFIN20100605_145001_00000392090_00068_43208_3175.N1	05-JUN-2010 14:50:01	Bright	39.000	120	1Del Oph	2.7340	3200.0	78	43208	No
188	GOM_NL__2PRFIN20100605_145749_00000412090_00068_43208_3176.N1	05-JUN-2010 14:57:49	Bright	40.500	127	27Bet Her	2.7810	4700.0	81	43208	No
189	GOM_NL__2PRFIN20100605_150108_00000422090_00068_43208_3177.N1	05-JUN-2010 15:01:08	Bright	42.000	133	40Zet Her	2.8070	6000.0	84	43208	No
190	GOM_NL__2PRFIN20100605_150826_00000452090_00068_43208_3178.N1	05-JUN-2010 15:08:26	Bright	45.000	130	23Bet Dra	2.7990	5800.0	90	43208	No
191	GOM_NL__2PRFIN20100605_151917_00000482090_00068_43208_3179.N1	05-JUN-2010 15:19:17	Bright	47.500	89	5Alp Cep	2.4510	8000.0	95	43208	No
192	GOM_NL__2PRFIN20100605_152449_00000372090_00068_43208_3180.N1	05-JUN-2010 15:24:49	Bright	36.500	76	27Gam Cas	2.3000	30000.	73	43208	No
193	GOM_NL__2PRFIN20100605_153028_00000372090_00068_43208_3181.N1	05-JUN-2010 15:30:28	Bright	37.000	73	57Gam1And	2.2600	13100.	74	43208	No
194	GOM_NL__2PRFIN20100605_153246_00000482090_00068_43208_3182.N1	05-JUN-2010 15:32:46	Bright	48.000	53	43Bet And	2.0480	3300.0	96	43208	No
195	GOM_NL__2PRFIN20100605_153536_00000572090_00068_43208_3183.N1	05-JUN-2010 15:35:36	Twilight	57.000	58	21Alp And	2.0730	11000.	114	43208	No
196	GOM_NL__2PRFIN20100605_154054_00000562090_00068_43208_3184.N1	05-JUN-2010 15:40:54	Dark	55.500	140	88Gam Peg	2.8340	26000.	111	43208	No
197	GOM_NL__2PRFIN20100605_155000_00000462090_00068_43208_3185.N1	05-JUN-2010 15:50:00	Dark	45.500	52	16Bet Cet	2.0370	4500.0	91	43208	No
198	GOM_NL__2PRFIN20100605_155637_00000402090_00068_43208_3186.N1	05-JUN-2010 15:56:37	Dark	40.000	84	Alp Phe	2.3970	4500.0	80	43208	No
199	GOM_NL__2PRFIN20100605_155924_00000592090_00068_43208_3187.N1	05-JUN-2010 15:59:24	Dark	58.500	18	24Alp PsA	1.1660	9700.0	117	43208	No
200	GOM_NL__2PRFIN20100605_160215_00000472090_00069_43209_3184.N1	05-JUN-2010 16:02:15	Dark	47.000	63	Bet Gru	2.1500	2800.0	94	43209	No
201	GOM_NL__2PRFIN20100605_160412_00000472090_00069_43209_3185.N1	05-JUN-2010 16:04:12	Dark	46.500	31	Alp Gru	1.7340	15200.	93	43209	No
202	GOM_NL__2PRFIN20100605_160854_00000442090_00069_43209_3186.N1	05-JUN-2010 16:08:54	Straylight	43.500	45	Alp Pav	1.9400	26000.	87	43209	No
203	GOM_NL__2PRFIN20100605_161746_00000452090_00069_43209_3187.N1	05-JUN-2010 16:17:46	Straylight	45.000	40	The Sco	1.8590	7100.0	90	43209	No
204	GOM_NL__2PRFIN20100605_161932_00000472090_00069_43209_3188.N1	05-JUN-2010 16:19:32	Twilight	47.000	25	35Lam Sco	1.6200	28000.	94	43209	No
205	GOM_NL__2PRFIN20100605_162111_00000462090_00069_43209_3189.N1	05-JUN-2010 16:21:11	Twilight	46.000	75	26Eps Sco	2.2910	4250.0	92	43209	No
206	GOM_NL__2PRFIN20100605_162310_00000432090_00069_43209_3190.N1	05-JUN-2010 16:23:10	Bright	43.000	136	23Tau Sco	2.8220	30000.	86	43209	No
207	GOM_NL__2PRFIN20100605_162640_00000442090_00069_43209_3191.N1	05-JUN-2010 16:26:40	Bright	43.500	86	35Eta Oph	2.4300	10200.	87	43209	No
208	GOM_NL__2PRFIN20100605_162828_00000412090_00069_43209_3192.N1	05-JUN-2010 16:28:28	Bright	40.500	98	13Zet Oph	2.5710	30000.	81	43209	No
209	GOM_NL__2PRFIN20100605_163037_00000392090_00069_43209_3193.N1	05-JUN-2010 16:30:37	Bright	38.500	120	1Del Oph	2.7340	3200.0	77	43209	No
210	GOM_NL__2PRFIN20100605_163825_00000412090_00069_43209_3194.N1	05-JUN-2010 16:38:25	Bright	41.000	127	27Bet Her	2.7810	4700.0	82	43209	No
211	GOM_NL__2PRFIN20100605_164143_00000432090_00069_43209_3195.N1	05-JUN-2010 16:41:43	Bright	42.500	133	40Zet Her	2.8070	6000.0	85	43209	No
212	GOM_NL__2PRFIN20100605_164901_00000452090_00069_43209_3196.N1	05-JUN-2010 16:49:01	Bright	44.500	130	23Bet Dra	2.7990	5800.0	89	43209	No
213	GOM_NL__2PRFIN20100605_165953_00000462090_00069_43209_3197.N1	05-JUN-2010 16:59:53	Bright	46.000	89	5Alp Cep	2.4510	8000.0	92	43209	No
214	GOM_NL__2PRFIN20100605_170525_00000572090_00069_43209_3198.N1	05-JUN-2010 17:05:25	Bright	57.000	76	27Gam Cas	2.3000	30000.	114	43209	No
215	GOM_NL__2PRFIN20100605_171104_00000382090_00069_43209_3199.N1	05-JUN-2010 17:11:04	Bright	37.500	73	57Gam1And	2.2600	13100.	75	43209	No
216	GOM_NL__2PRFIN20100605_171323_00000522090_00069_43209_3200.N1	05-JUN-2010 17:13:23	Bright	51.500	53	43Bet And	2.0480	3300.0	103	43209	No
217	GOM_NL__2PRFIN20100605_171612_00000582090_00069_43209_3201.N1	05-JUN-2010 17:16:12	Twilight	58.000	58	21Alp And	2.0730	11000.	116	43209	No
218	GOM_NL__2PRFIN20100605_172131_00000552090_00069_43209_3202.N1	05-JUN-2010 17:21:31	Dark	54.500	140	88Gam Peg	2.8340	26000.	109	43209	No
219	GOM_NL__2PRFIN20100605_173037_00000502090_00069_43209_3203.N1	05-JUN-2010 17:30:37	Dark	50.000	52	16Bet Cet	2.0370	4500.0	100	43209	No

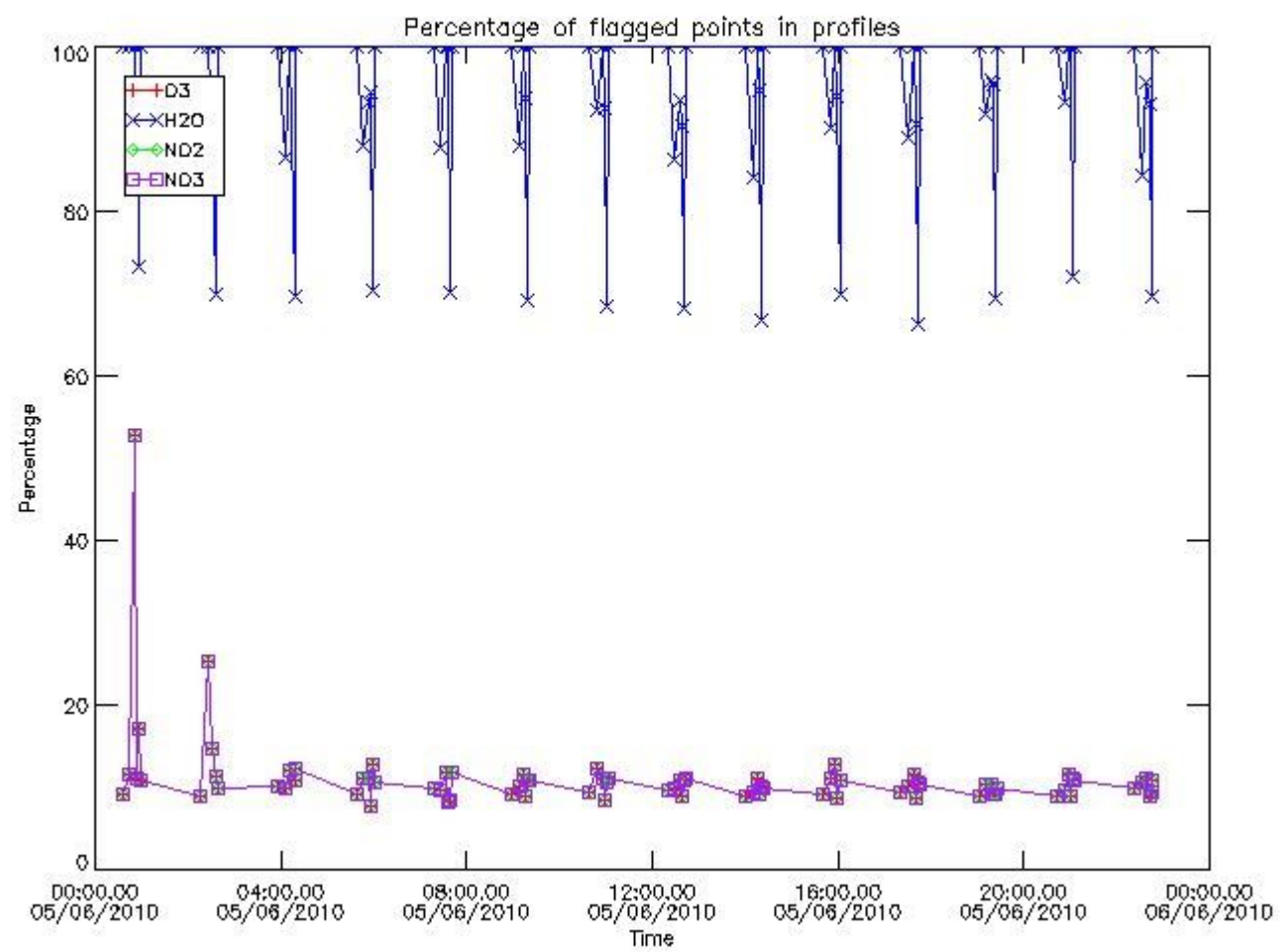
220	GOM_NL__2PRFIN20100605_173714_000000452090_00069_43209_3204.N1	05-JUN-2010 17:37:14	Dark	44.500	84	Alp Phe	2.3970	4500.0	89	43209	No
221	GOM_NL__2PRFIN20100605_174002_000000592090_00069_43209_3205.N1	05-JUN-2010 17:40:02	Dark	58.500	18	24Alp PsA	1.1660	9700.0	117	43209	No
222	GOM_NL__2PRFIN20100605_174252_000000482090_00070_43210_3192.N1	05-JUN-2010 17:42:52	Dark	48.000	63	Bet Gru	2.1500	2800.0	96	43210	No
223	GOM_NL__2PRFIN20100605_174450_000000492090_00070_43210_3193.N1	05-JUN-2010 17:44:50	Dark	49.000	31	Alp Gru	1.7340	15200.	98	43210	No
224	GOM_NL__2PRFIN20100605_174930_000000422090_00070_43210_3194.N1	05-JUN-2010 17:49:30	Straylight	42.000	45	Alp Pav	1.9400	26000.	84	43210	No
225	GOM_NL__2PRFIN20100605_175822_000000462090_00070_43210_3195.N1	05-JUN-2010 17:58:22	Straylight	46.000	40	The Sco	1.8590	7100.0	92	43210	No
226	GOM_NL__2PRFIN20100605_180008_000000462090_00070_43210_3196.N1	05-JUN-2010 18:00:08	Twi_and_stray	46.000	25	35Lam Sco	1.6200	28000.	92	43210	No
227	GOM_NL__2PRFIN20100605_180148_000000512090_00070_43210_3197.N1	05-JUN-2010 18:01:48	Twi_and_stray	51.000	75	26Eps Sco	2.2910	4250.0	102	43210	No
228	GOM_NL__2PRFIN20100605_180346_000000452090_00070_43210_3198.N1	05-JUN-2010 18:03:46	Bright	44.500	136	23Tau Sco	2.8220	30000.	89	43210	No
229	GOM_NL__2PRFIN20100605_180716_000000432090_00070_43210_3199.N1	05-JUN-2010 18:07:16	Bright	43.000	86	35Eta Oph	2.4300	10200.	86	43210	No
230	GOM_NL__2PRFIN20100605_180904_000000412090_00070_43210_3200.N1	05-JUN-2010 18:09:04	Bright	40.500	98	13Zet Oph	2.5710	30000.	81	43210	No
231	GOM_NL__2PRFIN20100605_181113_000000382090_00070_43210_3201.N1	05-JUN-2010 18:11:13	Bright	38.000	120	1Del Oph	2.7340	3200.0	76	43210	No
232	GOM_NL__2PRFIN20100605_181901_000000402090_00070_43210_3202.N1	05-JUN-2010 18:19:01	Bright	39.500	127	27Bet Her	2.7810	4700.0	79	43210	No
233	GOM_NL__2PRFIN20100605_182219_000000422090_00070_43210_3203.N1	05-JUN-2010 18:22:19	Bright	41.500	133	40Zet Her	2.8070	6000.0	83	43210	No
234	GOM_NL__2PRFIN20100605_182937_000000472090_00070_43210_3204.N1	05-JUN-2010 18:29:37	Bright	46.500	130	23Bet Dra	2.7990	5800.0	93	43210	No
235	GOM_NL__2PRFIN20100605_184028_000000482090_00070_43210_3205.N1	05-JUN-2010 18:40:28	Bright	47.500	89	5Alp Cep	2.4510	8000.0	95	43210	No
236	GOM_NL__2PRFIN20100605_184600_000000462090_00070_43210_3206.N1	05-JUN-2010 18:46:00	Bright	46.000	76	27Gam Cas	2.3000	30000.	92	43210	No
237	GOM_NL__2PRFIN20100605_185140_000000542090_00070_43210_3207.N1	05-JUN-2010 18:51:40	Bright	54.000	73	57Gam1And	2.2600	13100.	108	43210	No
238	GOM_NL__2PRFIN20100605_185359_000000592090_00070_43210_3208.N1	05-JUN-2010 18:53:59	Bright	59.000	53	43Bet And	2.0480	3300.0	118	43210	No
239	GOM_NL__2PRFIN20100605_185648_000000522090_00070_43210_3209.N1	05-JUN-2010 18:56:48	Twi_and_stray	52.000	58	21Alp And	2.0730	11000.	104	43210	No
240	GOM_NL__2PRFIN20100605_190207_000000572090_00070_43210_3210.N1	05-JUN-2010 19:02:07	Dark	57.000	140	88Gam Peg	2.8340	26000.	114	43210	No
241	GOM_NL__2PRFIN20100605_191114_000000492090_00070_43210_3211.N1	05-JUN-2010 19:11:14	Dark	49.000	52	16Bet Cet	2.0370	4500.0	98	43210	No
242	GOM_NL__2PRFIN20100605_191751_000000492090_00070_43210_3212.N1	05-JUN-2010 19:17:51	Dark	49.000	84	Alp Phe	2.3970	4500.0	98	43210	No
243	GOM_NL__2PRFIN20100605_192039_000000562090_00070_43210_3213.N1	05-JUN-2010 19:20:39	Dark	56.000	18	24Alp PsA	1.1660	9700.0	112	43210	No
244	GOM_NL__2PRFIN20100605_192329_000000612090_00071_43211_3200.N1	05-JUN-2010 19:23:29	Dark	61.000	63	Bet Gru	2.1500	2800.0	122	43211	No
245	GOM_NL__2PRFIN20100605_192526_000000512090_00071_43211_3201.N1	05-JUN-2010 19:25:26	Dark	51.000	31	Alp Gru	1.7340	15200.	102	43211	No
246	GOM_NL__2PRFIN20100605_193007_000000432090_00071_43211_3202.N1	05-JUN-2010 19:30:07	Straylight	42.500	45	Alp Pav	1.9400	26000.	85	43211	No
247	GOM_NL__2PRFIN20100605_193858_000000482090_00071_43211_3203.N1	05-JUN-2010 19:38:58	Straylight	48.000	40	The Sco	1.8590	7100.0	96	43211	No
248	GOM_NL__2PRFIN20100605_194044_000000462090_00071_43211_3204.N1	05-JUN-2010 19:40:44	Twi_and_stray	46.000	25	35Lam Sco	1.6200	28000.	92	43211	No
249	GOM_NL__2PRFIN20100605_194224_000000522090_00071_43211_3205.N1	05-JUN-2010 19:42:24	Twi_and_stray	52.000	75	26Eps Sco	2.2910	4250.0	104	43211	No
250	GOM_NL__2PRFIN20100605_194422_000000452090_00071_43211_3206.N1	05-JUN-2010 19:44:22	Bright	45.000	136	23Tau Sco	2.8220	30000.	90	43211	No
251	GOM_NL__2PRFIN20100605_194752_000000452090_00071_43211_3207.N1	05-JUN-2010 19:47:52	Bright	45.000	86	35Eta Oph	2.4300	10200.	90	43211	No
252	GOM_NL__2PRFIN20100605_194940_000000412090_00071_43211_3208.N1	05-JUN-2010 19:49:40	Bright	41.000	98	13Zet Oph	2.5710	30000.	82	43211	No
253	GOM_NL__2PRFIN20100605_195149_000000382090_00071_43211_3209.N1	05-JUN-2010 19:51:49	Bright	37.500	120	1Del Oph	2.7340	3200.0	75	43211	No
254	GOM_NL__2PRFIN20100605_195936_000000402090_00071_43211_3210.N1	05-JUN-2010 19:59:36	Bright	40.000	127	27Bet Her	2.7810	4700.0	80	43211	No
255	GOM_NL__2PRFIN20100605_200254_000000412090_00071_43211_3211.N1	05-JUN-2010 20:02:54	Bright	41.000	133	40Zet Her	2.8070	6000.0	82	43211	No
256	GOM_NL__2PRFIN20100605_201012_000000452090_00071_43211_3212.N1	05-JUN-2010 20:10:12	Bright	45.000	130	23Bet Dra	2.7990	5800.0	90	43211	No
257	GOM_NL__2PRFIN20100605_202103_000000482090_00071_43211_3213.N1	05-JUN-2010 20:21:03	Bright	48.000	89	5Alp Cep	2.4510	8000.0	96	43211	No
258	GOM_NL__2PRFIN20100605_202636_000000372090_00071_43211_3214.N1	05-JUN-2010 20:26:36	Bright	36.500	76	27Gam Cas	2.3000	30000.	73	43211	No
259	GOM_NL__2PRFIN20100605_203216_000000542090_00071_43211_3215.N1	05-JUN-2010 20:32:16	Bright	54.000	73	57Gam1And	2.2600	13100.	108	43211	No
260	GOM_NL__2PRFIN20100605_203435_000000542090_00071_43211_3216.N1	05-JUN-2010 20:34:35	Bright	54.000	53	43Bet And	2.0480	3300.0	108	43211	No
261	GOM_NL__2PRFIN20100605_203724_000000522090_00071_43211_3217.N1	05-JUN-2010 20:37:24	Twi_and_stray	52.000	58	21Alp And	2.0730	11000.	104	43211	No
262	GOM_NL__2PRFIN20100605_204244_000000572090_00071_43211_3218.N1	05-JUN-2010 20:42:44	Dark	57.000	140	88Gam Peg	2.8340	26000.	114	43211	No
263	GOM_NL__2PRFIN20100605_205150_000000532090_00071_43211_3219.N1	05-JUN-2010 20:51:50	Dark	52.500	52	16Bet Cet	2.0370	4500.0	105	43211	No
264	GOM_NL__2PRFIN20100605_205827_000000452090_00071_43211_3220.N1	05-JUN-2010 20:58:27	Dark	44.500	84	Alp Phe	2.3970	4500.0	89	43211	No
265	GOM_NL__2PRFIN20100605_210116_000000572090_00071_43211_3221.N1	05-JUN-2010 21:01:16	Dark	56.500	18	24Alp PsA	1.1660	9700.0	113	43211	No
266	GOM_NL__2PRFIN20100605_210406_000000602090_00072_43212_3209.N1	05-JUN-2010 21:04:06	Dark	59.500	63	Bet Gru	2.1500	2800.0	119	43212	No
267	GOM_NL__2PRFIN20100605_210603_000000472090_00072_43212_3210.N1	05-JUN-2010 21:06:03	Dark	46.500	31	Alp Gru	1.7340	15200.	93	43212	No
268	GOM_NL__2PRFIN20100605_211044_000000452090_00072_43212_3211.N1	05-JUN-2010 21:10:44	Straylight	45.000	45	Alp Pav	1.9400	26000.	90	43212	No
269	GOM_NL__2PRFIN20100605_211935_000000442090_00072_43212_3212.N1	05-JUN-2010 21:19:35	Straylight	44.000	40	The Sco	1.8590	7100.0	88	43212	No
270	GOM_NL__2PRFIN20100605_212121_000000452090_00072_43212_3213.N1	05-JUN-2010 21:21:21	Twi_and_stray	45.000	25	35Lam Sco	1.6200	28000.	90	43212	No
271	GOM_NL__2PRFIN20100605_212300_000000432090_00072_43212_3214.N1	05-JUN-2010 21:23:00	Twi_and_stray	43.000	75	26Eps Sco	2.2910	4250.0	86	43212	No
272	GOM_NL__2PRFIN20100605_212459_000000552090_00072_43212_3215.N1	05-JUN-2010 21:24:59	Bright	55.000	136	23Tau Sco	2.8220	30000.	110	43212	No
273	GOM_NL__2PRFIN20100605_212828_000000442090_00072_43212_3216.N1	05-JUN-2010 21:28:28	Bright	44.000	86	35Eta Oph	2.4300	10200.	88	43212	No
274	GOM_NL__2PRFIN20100605_213016_000000412090_00072_43212_3217.N1	05-JUN-2010 21:30:16	Bright	40.500	98	13Zet Oph	2.5710	30000.	81	43212	No
275	GOM_NL__2PRFIN20100605_213225_000000382090_00072_43212_3218.N1	05-JUN-2010 21:32:25	Bright	38.000	120	1Del Oph	2.7340	3200.0	76	43212	No
276	GOM_NL__2PRFIN20100605_214012_000000402090_00072_43212_3219.N1	05-JUN-2010 21:40:12	Bright	40.000	127	27Bet Her	2.7810	4700.0	80	43212	No
277	GOM_NL__2PRFIN20100605_214329_000000412090_00072_43212_3220.N1	05-JUN-2010 21:43:29	Bright	41.000	133	40Zet Her	2.8070	6000.0	82	43212	No
278	GOM_NL__2PRFIN20100605_215047_000000452090_00072_43212_3221.N1	05-JUN-2010 21:50:47	Bright	45.000	130	23Bet Dra	2.7990	5800.0	90	43212	No

279	GOM_NL__2PRFIN20100605_220139_000000472090_00072_43212_3222.N1	05-JUN-2010 22:01:39	Bright	46.500	89	5Alp Cep	2.4510	8000.0	93	43212	No
280	GOM_NL__2PRFIN20100605_220712_000000472090_00072_43212_3223.N1	05-JUN-2010 22:07:12	Bright	46.500	76	27Gam Cas	2.3000	30000.	93	43212	No
281	GOM_NL__2PRFIN20100605_221252_000000382090_00072_43212_3224.N1	05-JUN-2010 22:12:52	Bright	37.500	73	57Gam1And	2.2600	13100.	75	43212	No
282	GOM_NL__2PRFIN20100605_221511_000000592090_00072_43212_3225.N1	05-JUN-2010 22:15:11	Bright	59.000	53	43Bet And	2.0480	3300.0	118	43212	No
283	GOM_NL__2PRFIN20100605_221800_000000452090_00072_43212_3226.N1	05-JUN-2010 22:18:00	Tw_i_and_stray	45.000	58	21Alp And	2.0730	11000.	90	43212	No
284	GOM_NL__2PRFIN20100605_222320_000000522090_00072_43212_3227.N1	05-JUN-2010 22:23:20	Dark	51.500	140	88Gam Peg	2.8340	26000.	103	43212	No
285	GOM_NL__2PRFIN20100605_223227_000000482090_00072_43212_3228.N1	05-JUN-2010 22:32:27	Dark	48.000	52	16Bet Cet	2.0370	4500.0	96	43212	No
286	GOM_NL__2PRFIN20100605_223904_000000462090_00072_43212_3229.N1	05-JUN-2010 22:39:04	Dark	46.000	84	Alp Phe	2.3970	4500.0	92	43212	No
287	GOM_NL__2PRFIN20100605_224154_000000582090_00072_43212_3230.N1	05-JUN-2010 22:41:54	Dark	57.500	18	24Alp PsA	1.1660	9700.0	115	43212	No
288	GOM_NL__2PRFIN20100605_224442_000000602090_00073_43213_3217.N1	05-JUN-2010 22:44:42	Dark	59.500	63	Bet Gru	2.1500	2800.0	119	43213	No
289	GOM_NL__2PRFIN20100605_224640_000000482090_00073_43213_3218.N1	05-JUN-2010 22:46:40	Dark	47.500	31	Alp Gru	1.7340	15200.	95	43213	No
290	GOM_NL__2PRFIN20100605_225120_000000442090_00073_43213_3219.N1	05-JUN-2010 22:51:20	Straylight	43.500	45	Alp Pav	1.9400	26000.	87	43213	No
291	GOM_NL__2PRFIN20100605_230011_000000472090_00073_43213_3220.N1	05-JUN-2010 23:00:11	Straylight	46.500	40	The Sco	1.8590	7100.0	93	43213	No
292	GOM_NL__2PRFIN20100605_230157_000000482090_00073_43213_3221.N1	05-JUN-2010 23:01:57	Tw_i_and_stray	48.000	25	35Lam Sco	1.6200	28000.	96	43213	No
293	GOM_NL__2PRFIN20100605_230336_000000462090_00073_43213_3222.N1	05-JUN-2010 23:03:36	Tw_i_and_stray	46.000	75	26Eps Sco	2.2910	4250.0	92	43213	No
294	GOM_NL__2PRFIN20100605_230535_000000442090_00073_43213_3223.N1	05-JUN-2010 23:05:35	Bright	44.000	136	23Tau Sco	2.8220	30000.	88	43213	No
295	GOM_NL__2PRFIN20100605_230904_000000452090_00073_43213_3224.N1	05-JUN-2010 23:09:04	Bright	44.500	86	35Eta Oph	2.4300	10200.	89	43213	No
296	GOM_NL__2PRFIN20100605_231052_000000412090_00073_43213_3225.N1	05-JUN-2010 23:10:52	Bright	40.500	98	13Zet Oph	2.5710	30000.	81	43213	No
297	GOM_NL__2PRFIN20100605_231301_000000402090_00073_43213_3226.N1	05-JUN-2010 23:13:01	Bright	39.500	120	1Del Oph	2.7340	3200.0	79	43213	No
298	GOM_NL__2PRFIN20100605_232048_000000402090_00073_43213_3227.N1	05-JUN-2010 23:20:48	Bright	39.500	127	27Bet Her	2.7810	4700.0	79	43213	No
299	GOM_NL__2PRFIN20100605_232405_000000432090_00073_43213_3228.N1	05-JUN-2010 23:24:05	Bright	43.000	133	40Zet Her	2.8070	6000.0	86	43213	No
300	GOM_NL__2PRFIN20100605_233123_000000402090_00073_43213_3229.N1	05-JUN-2010 23:31:23	Bright	39.500	130	23Bet Dra	2.7990	5800.0	79	43213	No
301	GOM_NL__2PRFIN20100605_234214_000000492090_00073_43213_3230.N1	05-JUN-2010 23:42:14	Bright	48.500	89	5Alp Cep	2.4510	8000.0	97	43213	No
302	GOM_NL__2PRFIN20100605_234748_000000572090_00073_43213_3231.N1	05-JUN-2010 23:47:48	Bright	57.000	76	27Gam Cas	2.3000	30000.	114	43213	No
303	GOM_NL__2PRFIN20100605_235328_000000402090_00073_43213_3232.N1	05-JUN-2010 23:53:28	Bright	39.500	73	57Gam1And	2.2600	13100.	79	43213	No
304	GOM_NL__2PRFIN20100605_235546_000000592090_00073_43213_3233.N1	05-JUN-2010 23:55:46	Bright	59.000	53	43Bet And	2.0480	3300.0	118	43213	No
305	GOM_NL__2PRFIN20100605_235836_000000452090_00073_43213_3234.N1	05-JUN-2010 23:58:36	Tw_i_and_stray	45.000	58	21Alp And	2.0730	11000.	90	43213	No

3. Quality information per product

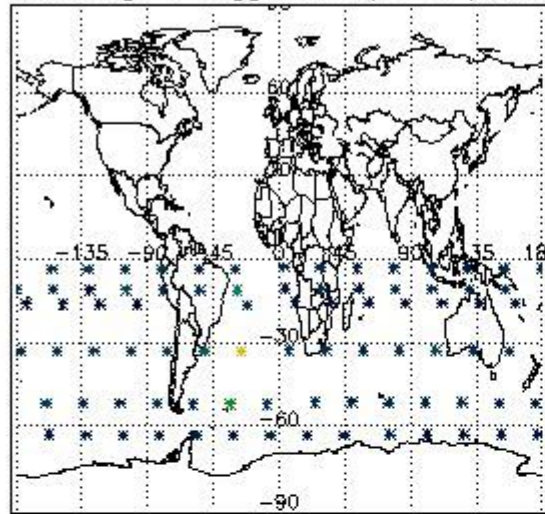
In this section it is plotted some information contained in the Quality Summary data set of the level 2 products. Only products in dark limb conditions and without errors (error flag in the MPH set to "0") are used.

3.1 Plot quality information per product (time dependant)

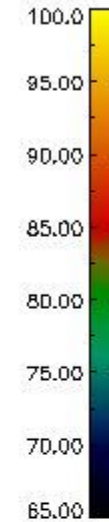
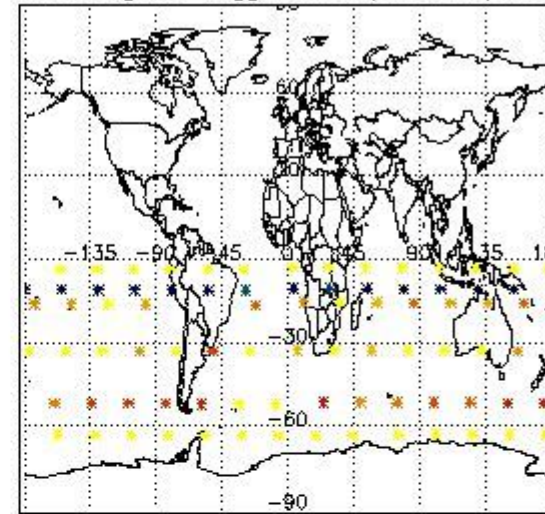


3.2 Plot quality information per product (world map)


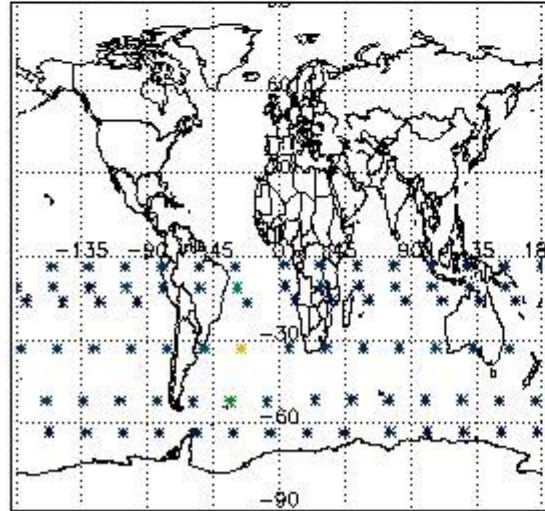
Percentage of flagged data per O3 profile



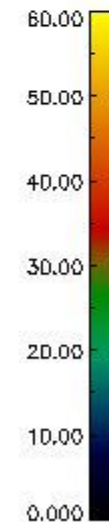
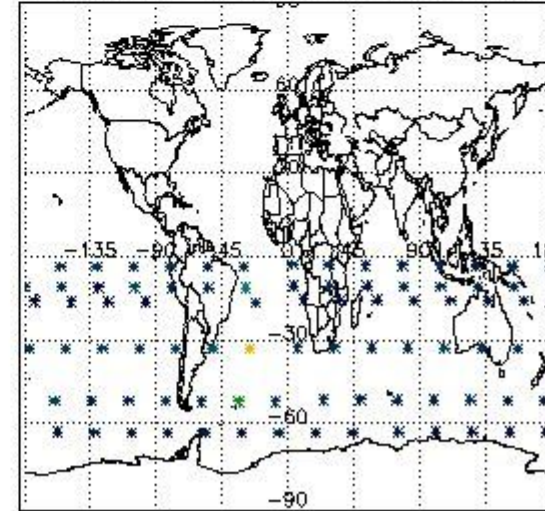
Percentage of flagged data per H2O profile



Percentage of flagged data per NO2 profile



Percentage of flagged data per NO3 profile

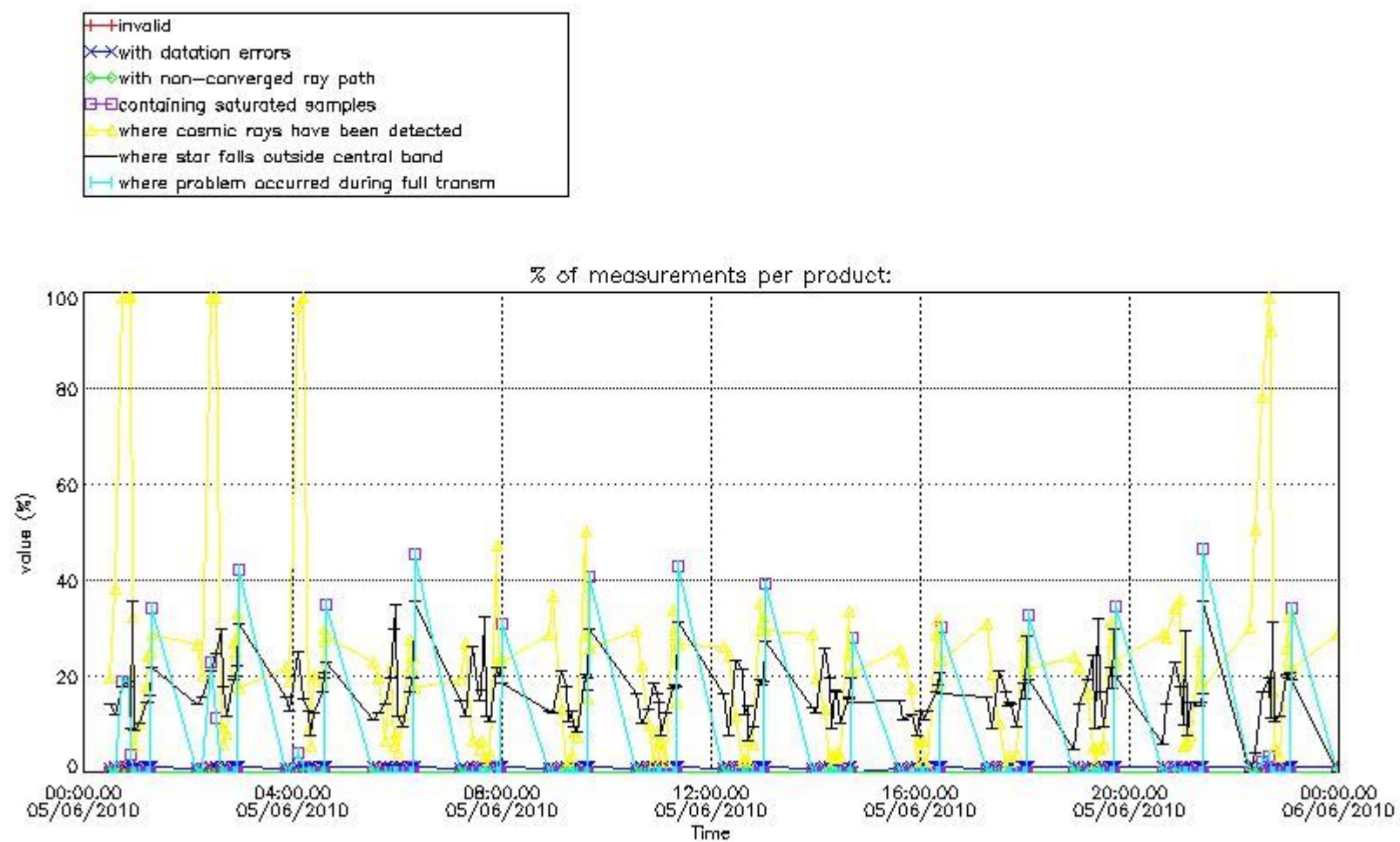


4. Level 1 quality information per product

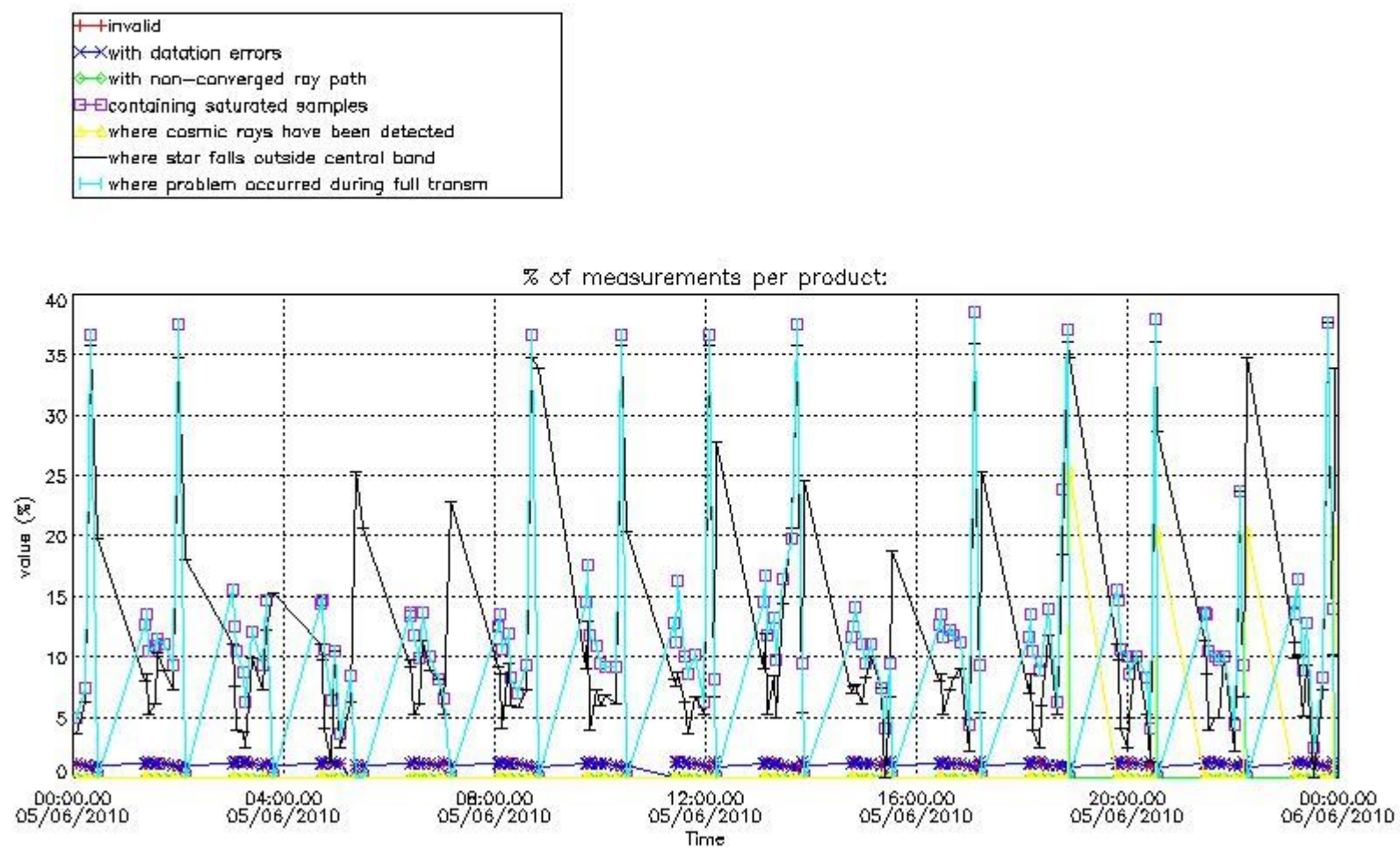
In this section it is plotted some information contained in the Quality Summary data set of the level 2 products that comes from the level 1b processing. Products without errors (error flag in the MPH set to "0") are used.

4.1 Plot quality information per product (time dependant) coming from level 1b processing

4.1.1 Plot level 1 quality information per product (time dependant): ENVISAT ASCENDING passes

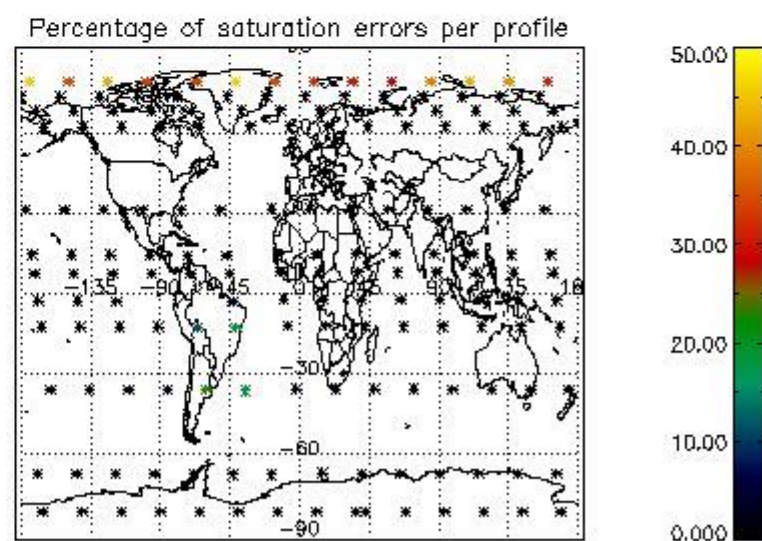
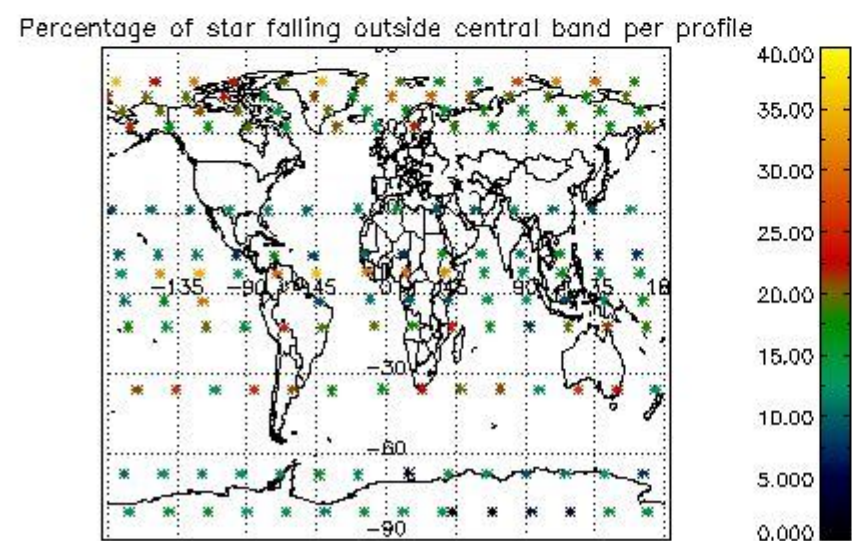
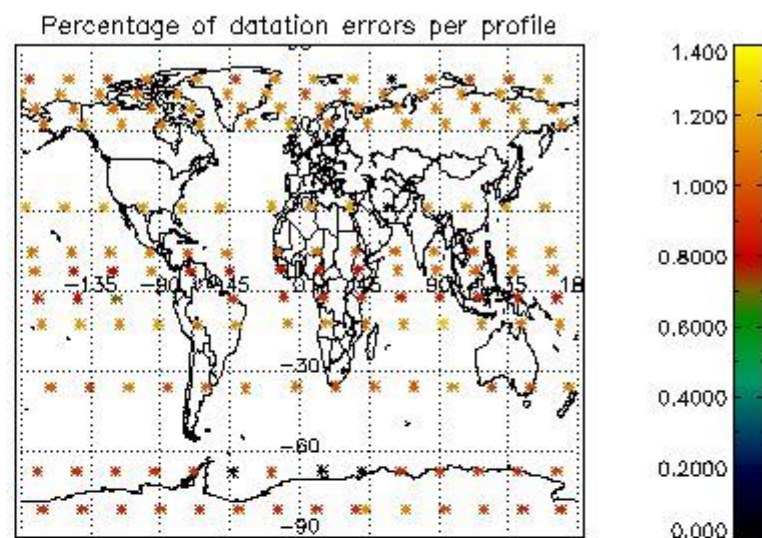
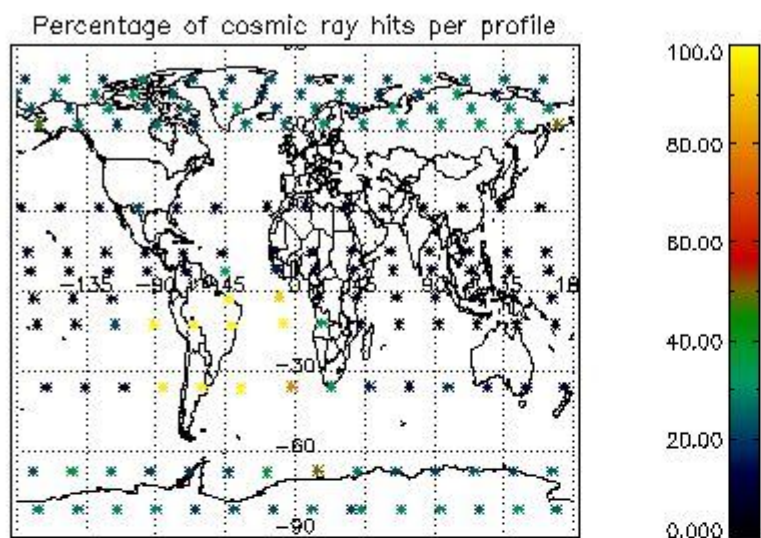


4.1.2 Plot level 1 quality information per product (time dependant): ENVI SAT DESCENDING passes

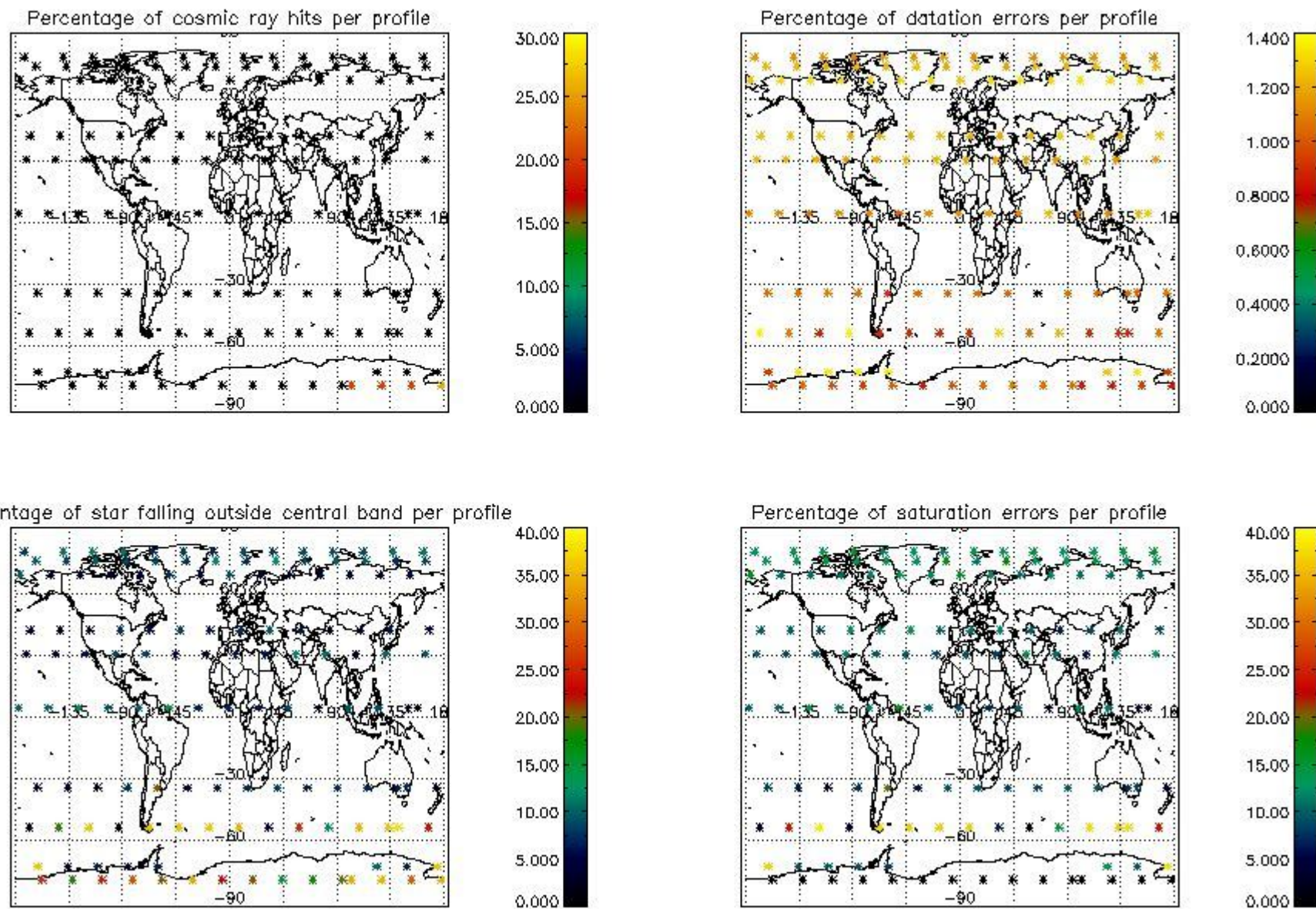


4.2 Plot quality information per product coming from level 1b processing (world map)

4.2.1 Plot level 1 quality information per product (world map): ENVISAT ASCENDING passes



4.2.2 Plot level 1 quality information per product (world map): ENVISAT DESCENDING passes



5. Trace gas profiles

5.1 Ozone statistics based on quality of products

The final quality of the products can be "measured" using the STD (Standard Deviation) attached to every point profile. This information is written to the parameter GOM_NL__2P/NL_LOCAL_SPECIES_DENSITY/o3_std of the level 2 products. The table below shows the statistics for given STD ranges.

The statistics are given with respect to the overall valid production:

- Products without fatal errors: GOM_NL__2P/MPH/PRODUCT_ERR=0
- Valid point profile: GOM_NL__2P/NL_LOCAL_SPECIES_DENSITY/pcd(0)=0

The 'Criteria' is applied to valid points of dark limb products:

- Products in dark limb illumination condition: GOM_NL__2P/NL_SUMMARY_QUALITY/obs_ill_cond=0
- Products without fatal errors: GOM_NL__2P/MPH/PRODUCT_ERR=0
- Valid point profile: GOM_NL__2P/NL_LOCAL_SPECIES_DENSITY/pcd(0)=0

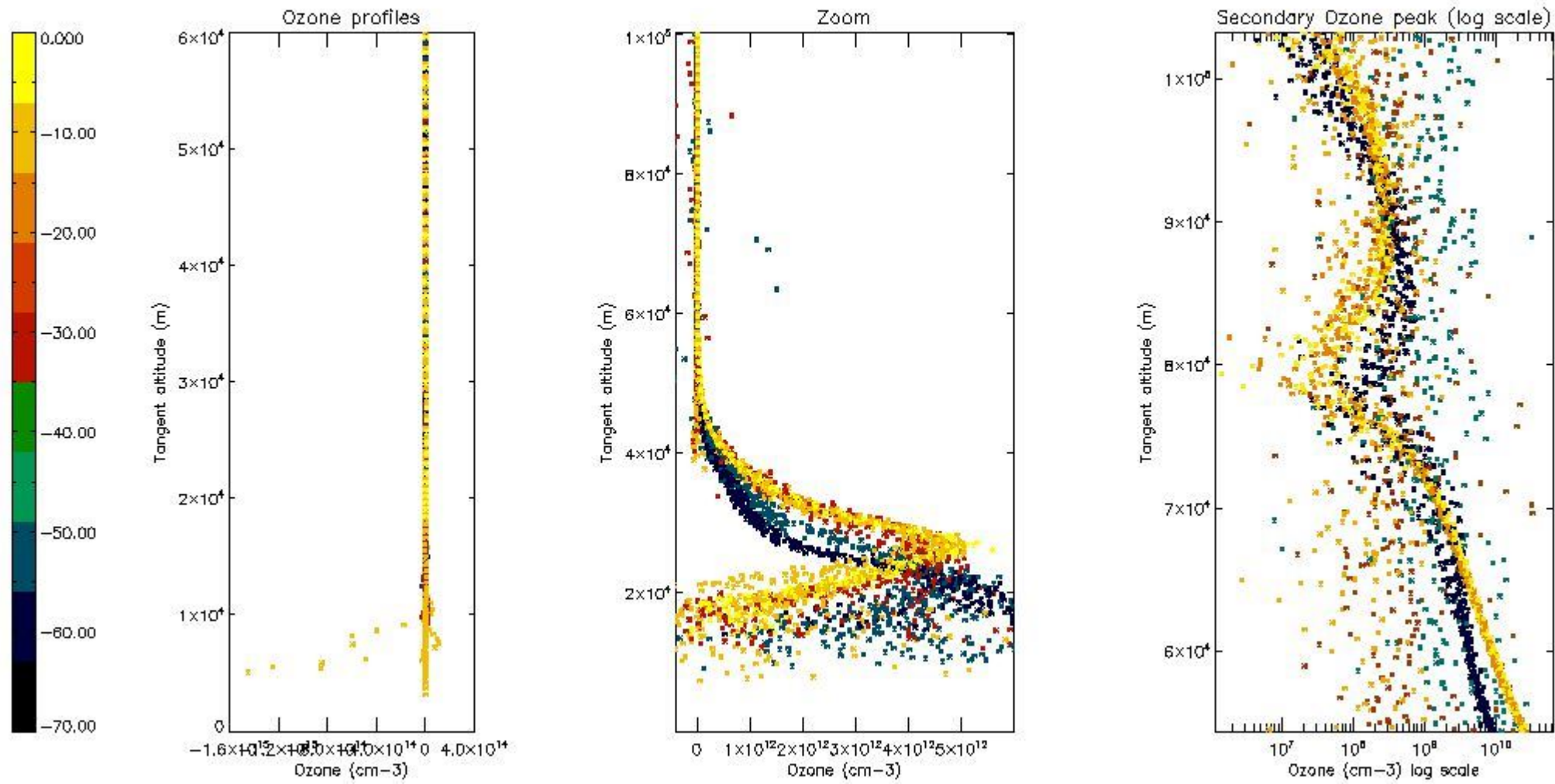
So, the table below shows the percentage of dark limb and valid observations for each criteria with respect to the overall valid daily observations.

Criteria	% of total production
All STD	30
STD < 20	14

STD < 10	9
STD < 5	7

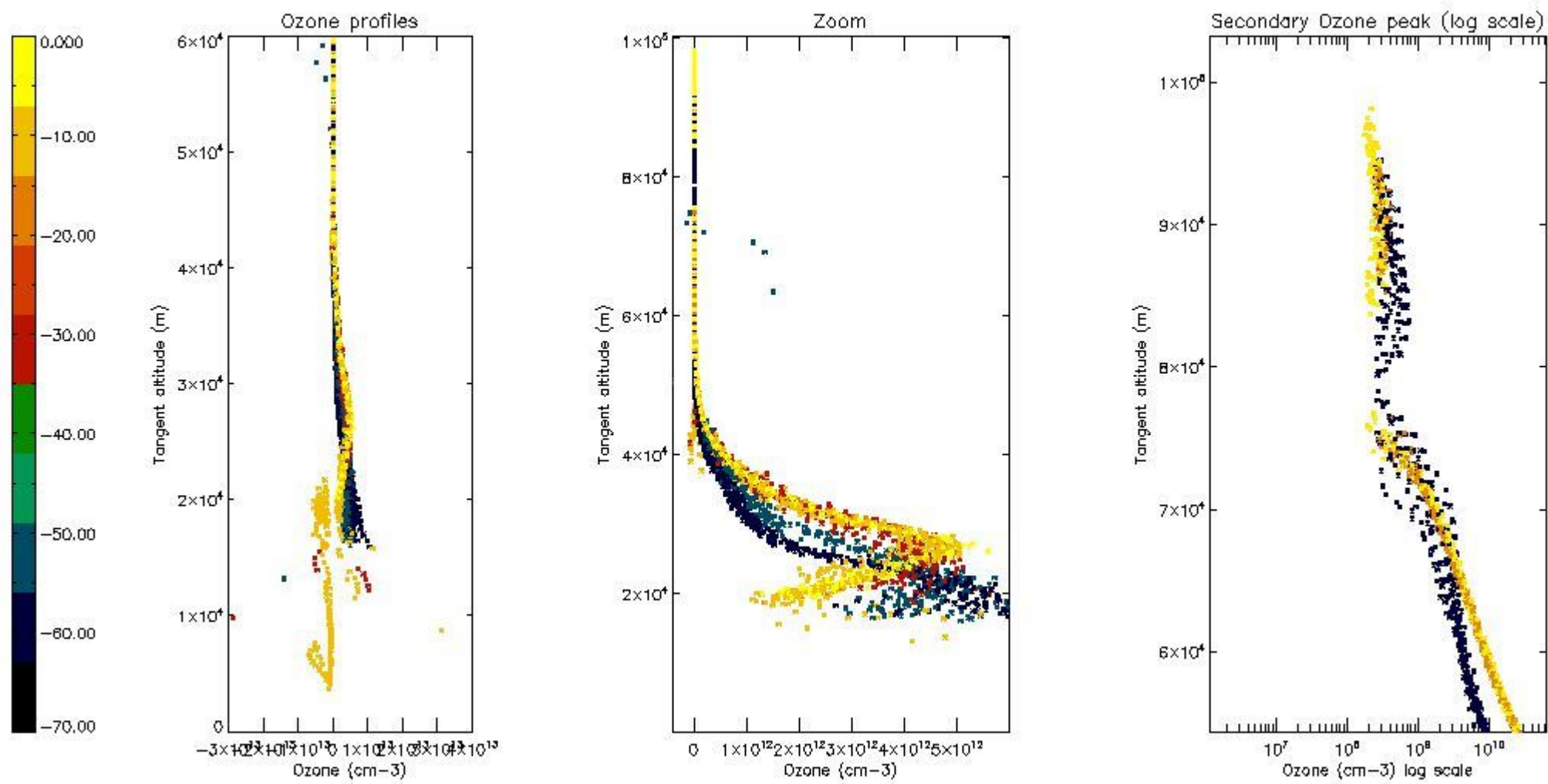
5.2 Plot ozone profiles for all STD (dark without errors)

The colorbar represents the latitude.



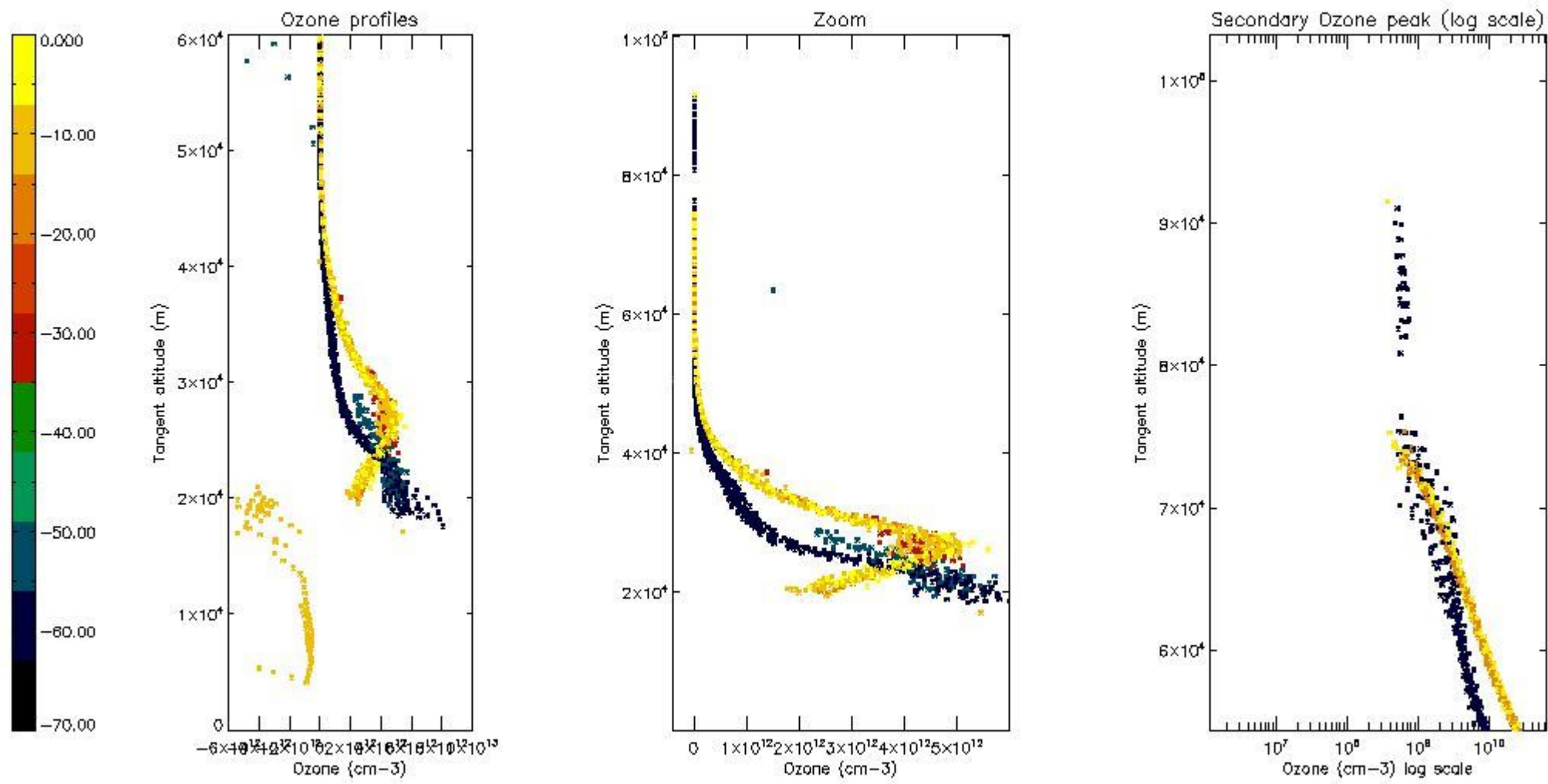
5.3 Plot ozone profiles where STD < 20% (dark without errors)

The colorbar represents the latitude.



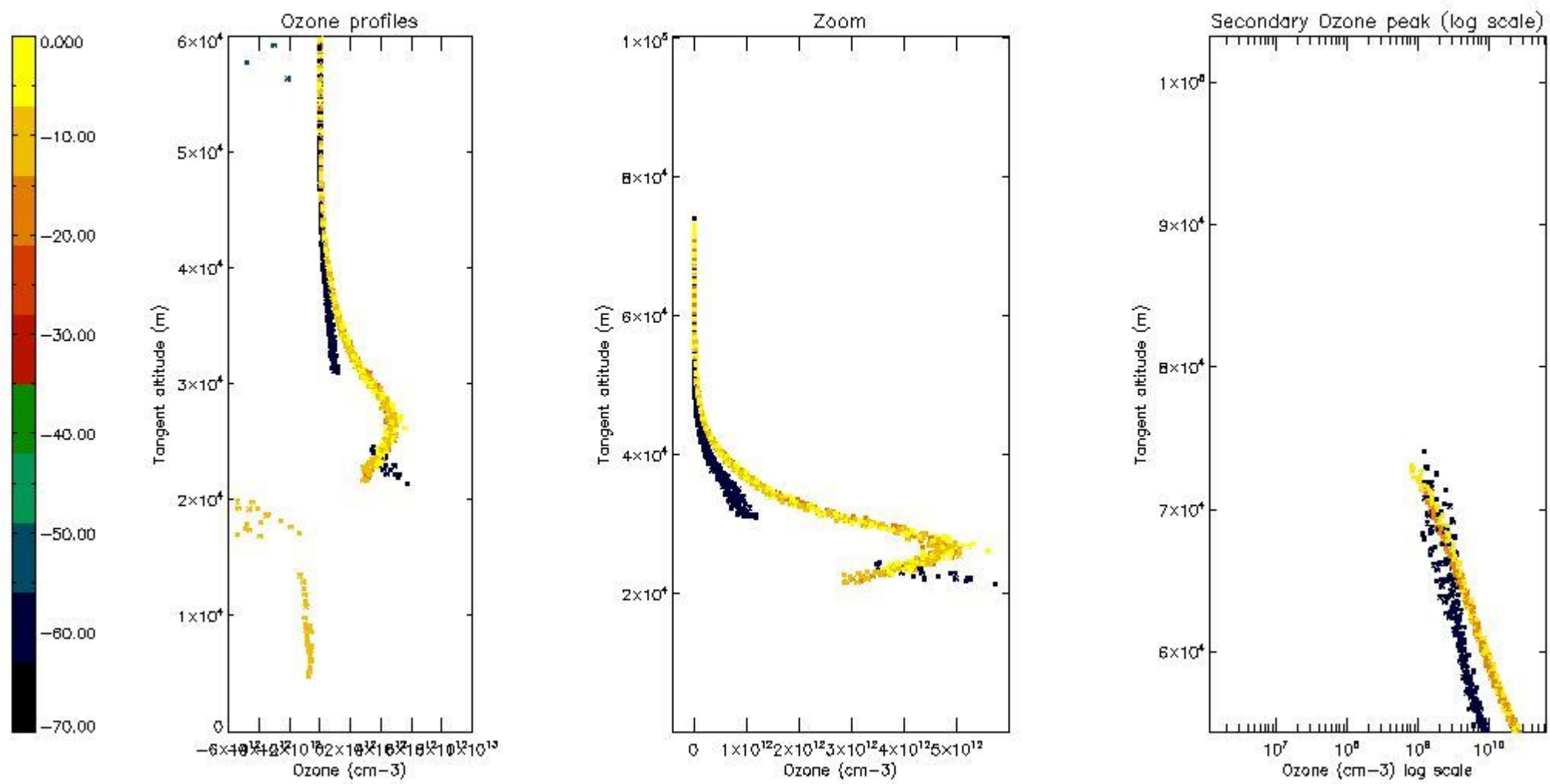
5.4 Plot ozone profiles where STD < 10% (dark without errors)

The colorbar represents the latitude.



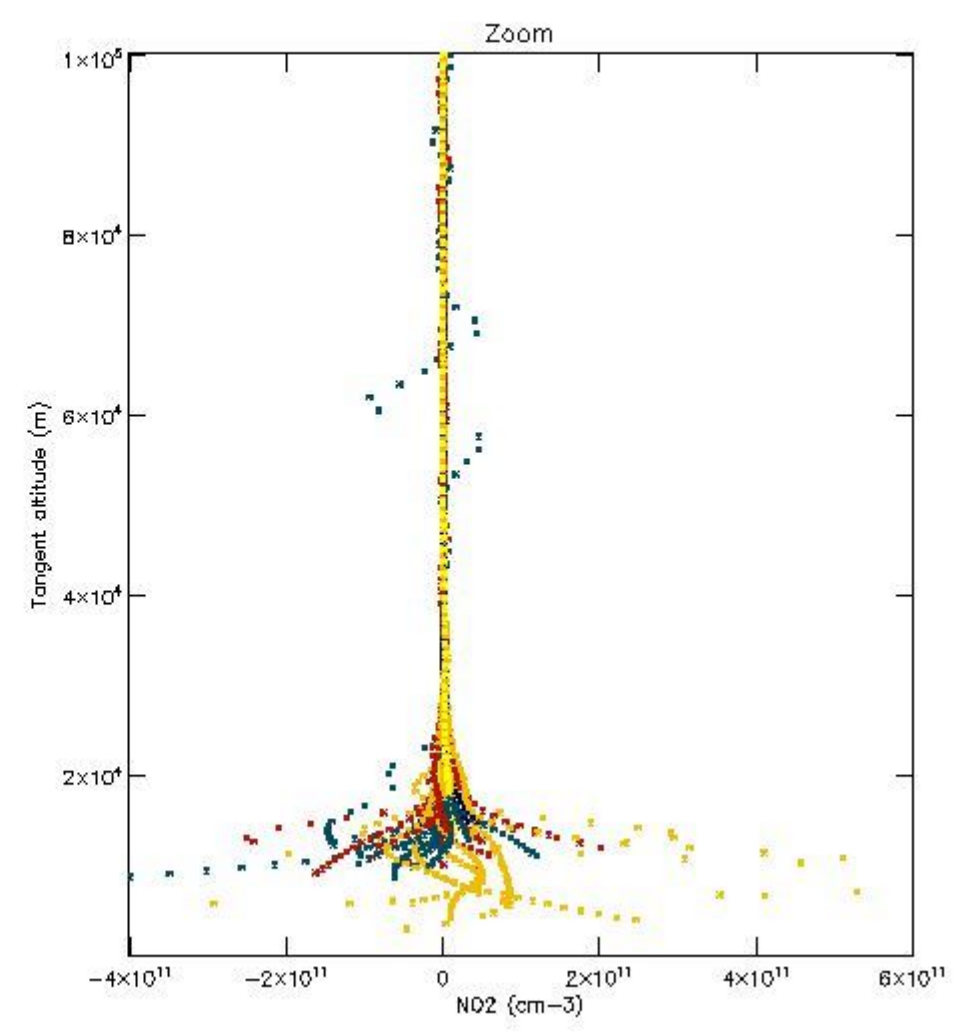
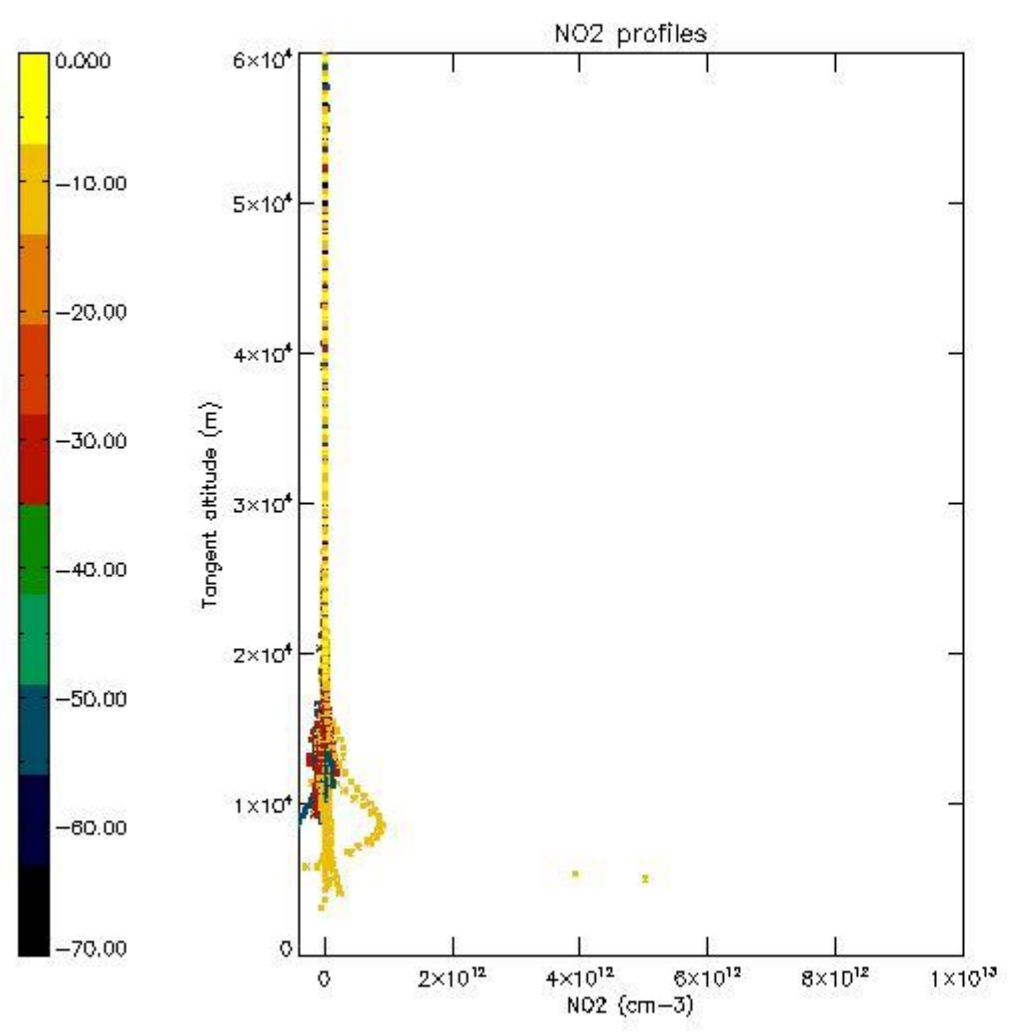
5.5 Plot ozone profiles where STD < 5% (dark without errors)

The colorbar represents the latitude.



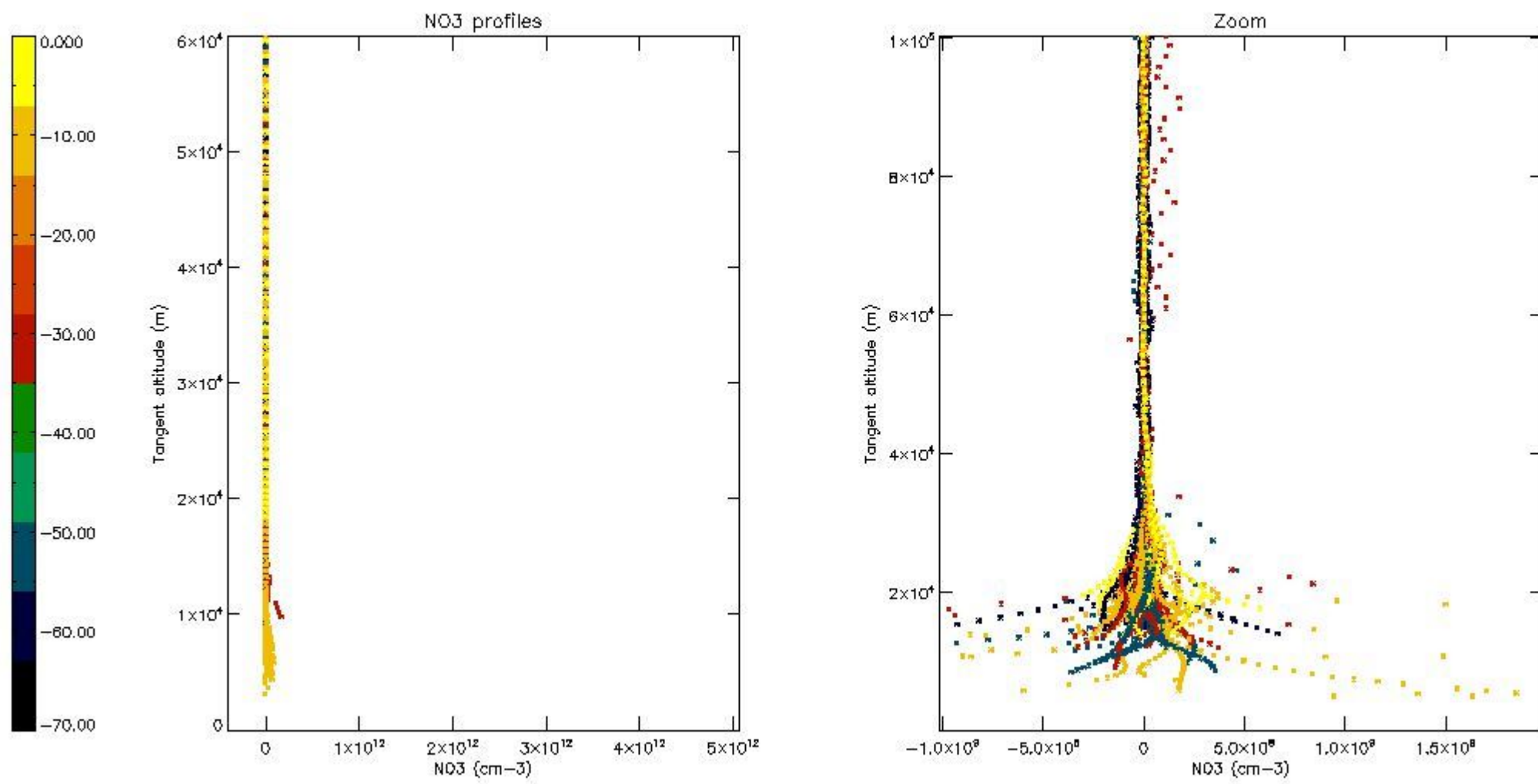
5.6 Plot NO₂ profiles for all STD (dark without errors)

The colorbar represents the latitude.



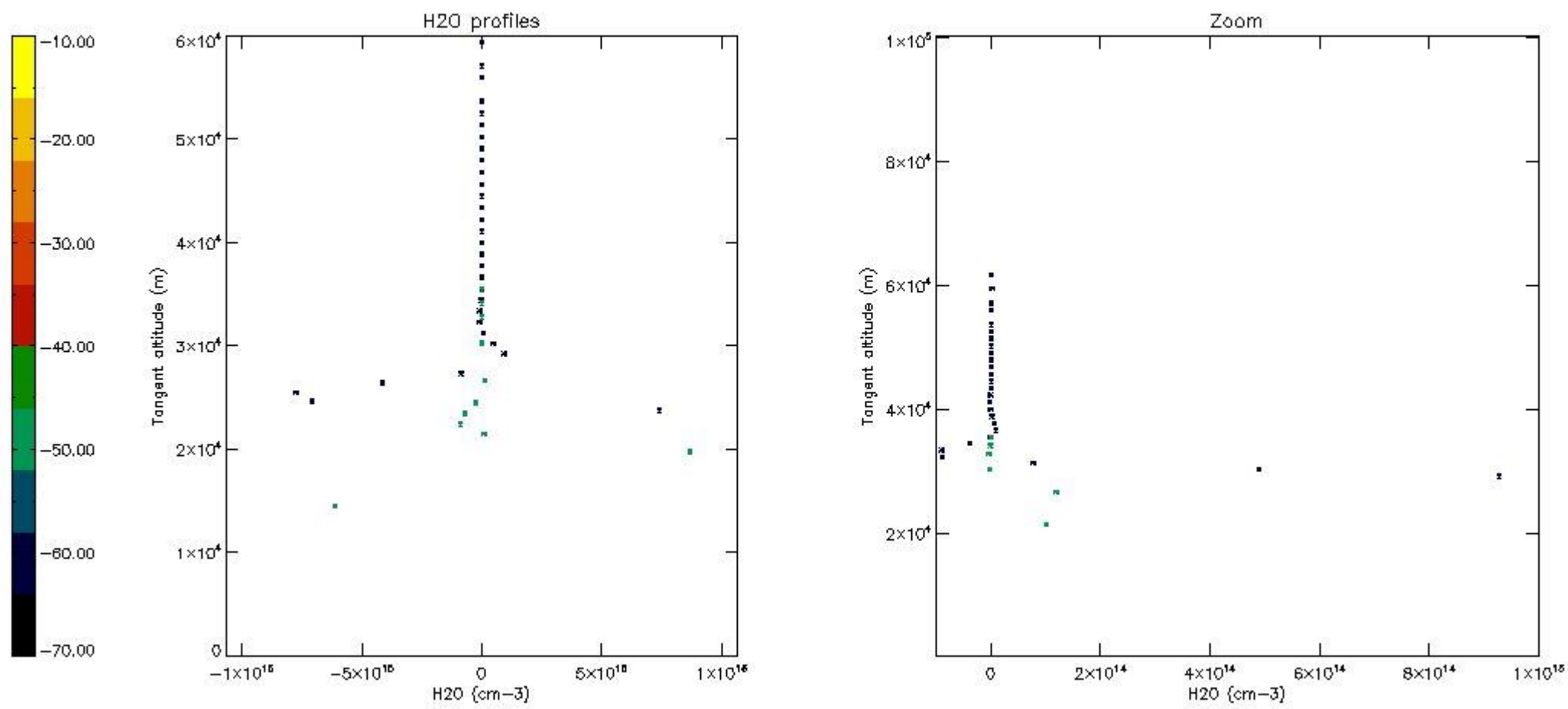
5.7 Plot NO3 profiles for all STD (dark without errors)

The colorbar represents the latitude.



5.8 Plot H₂O profiles for all STD (only for occultations of stars 1,2,3,4,13,14,16,26,63 dark without errors)

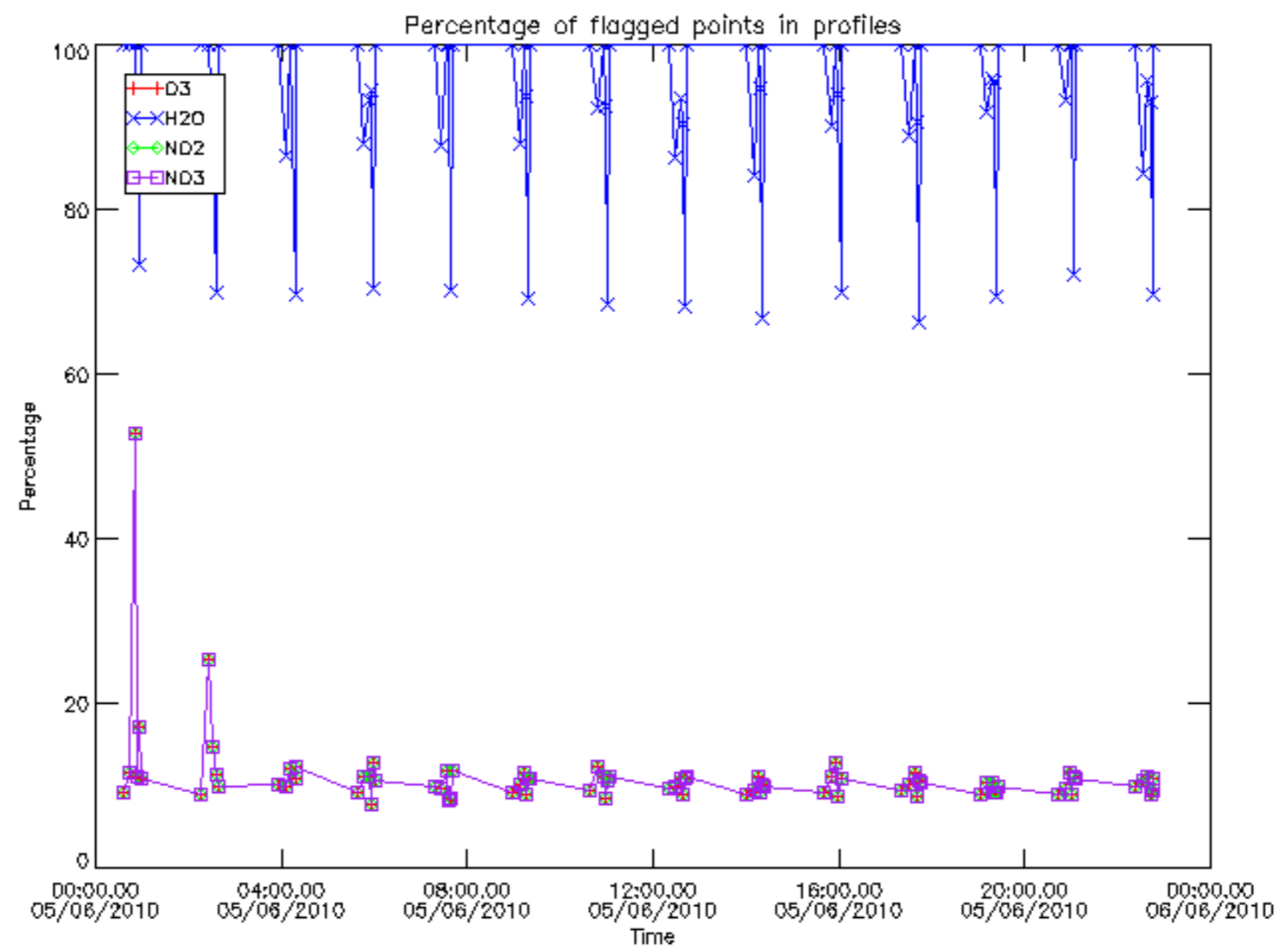
The colorbar represents the latitude.



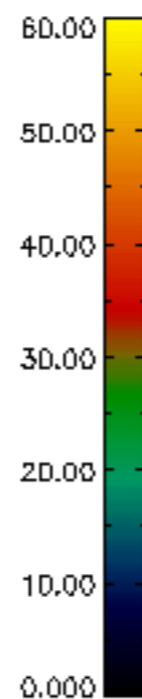
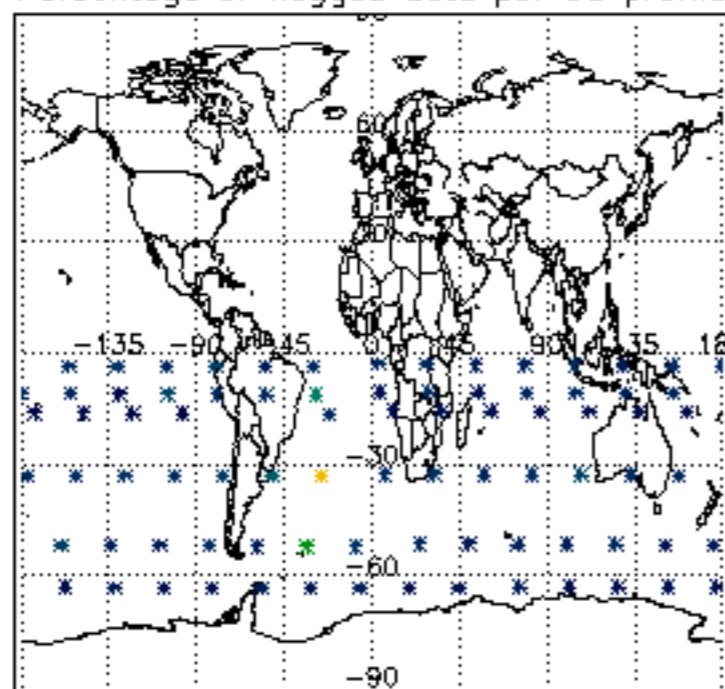
6. Auxiliary Data Files used for the production reported in section 2

The number reported in the third column indicates since which file (see list in section 2) the corresponding auxiliary file has been used. The fourth column is the date of those product files.

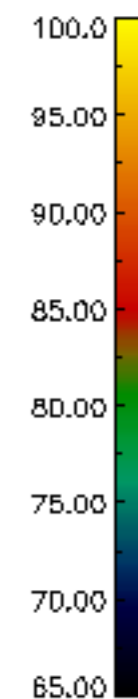
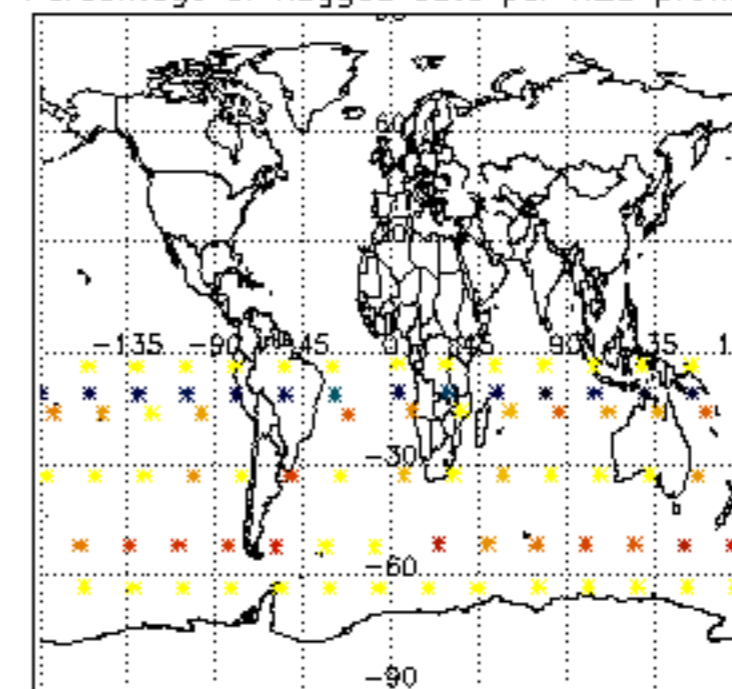
Type	Auxiliary Filename	Used since product	Used since product date
INST_PHYS_CHARACTERISTICS	GOM_INS_AXVIEC20091111_143220_20030716_120000_20500101_000000	1	05-JUN-2010 00:03:08
LEVEL-2_PROC_CONFIG	GOM_PR2_AXVIEC20091111_152718_20020301_000000_20500101_000000	1	05-JUN-2010 00:03:08
CROSS_SECTIONS_FILE	GOM_CRS_AXVIEC20091111_154832_20020301_000000_20500101_000000	1	05-JUN-2010 00:03:08



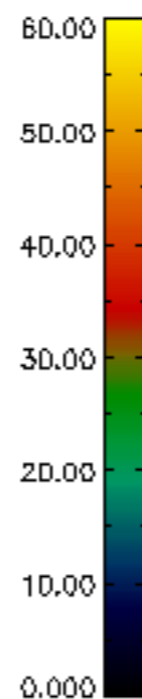
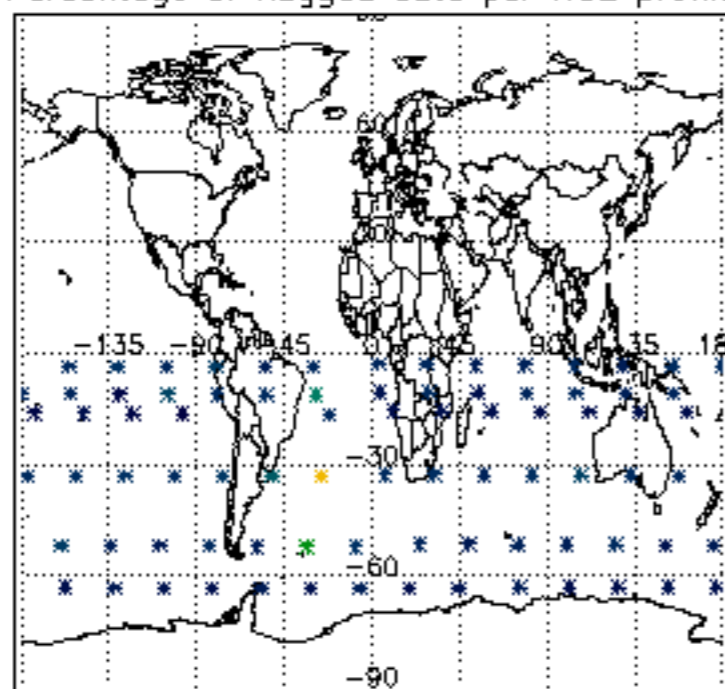
Percentage of flagged data per D3 profile



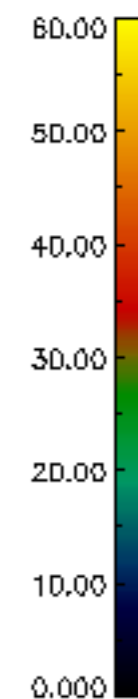
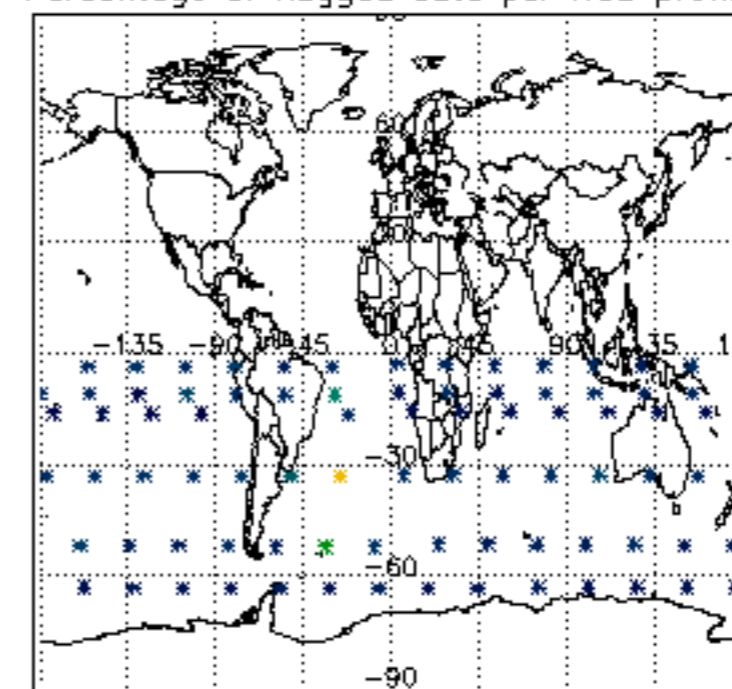
Percentage of flagged data per H2O profile

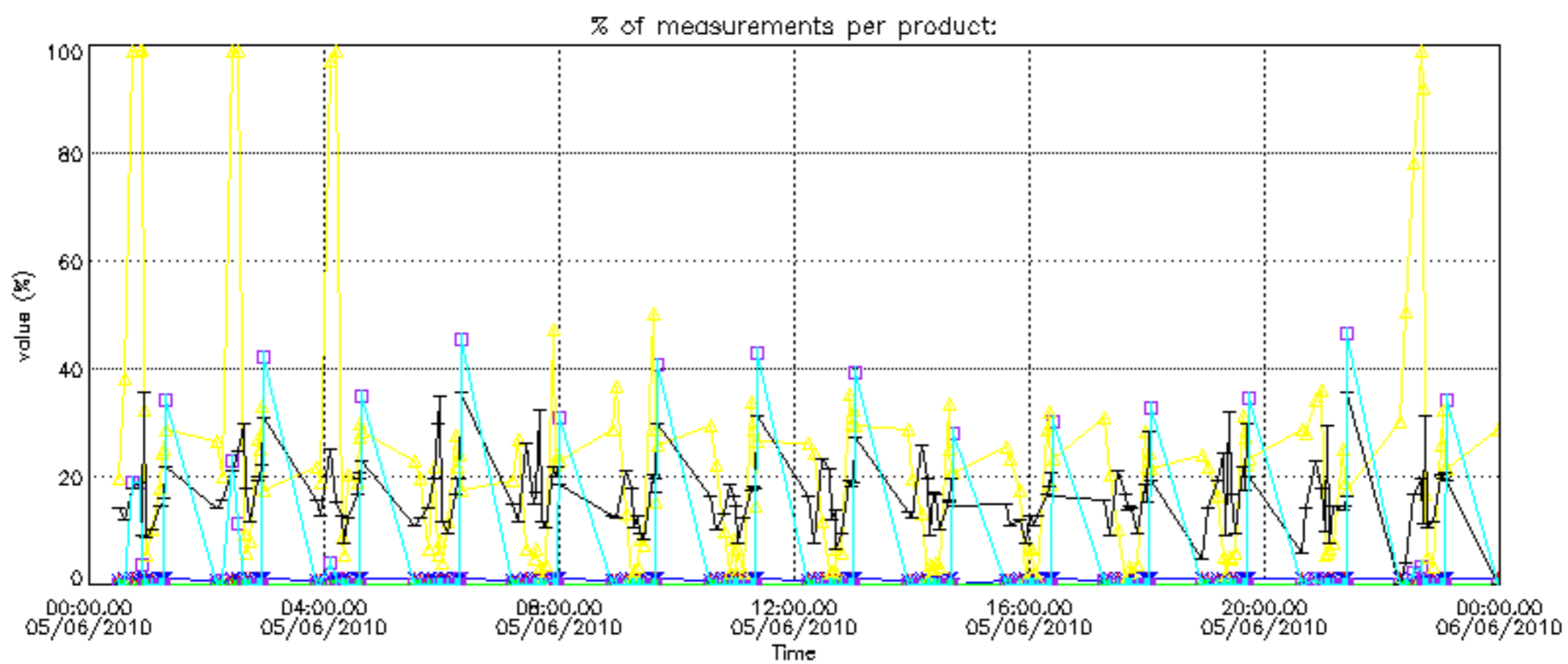


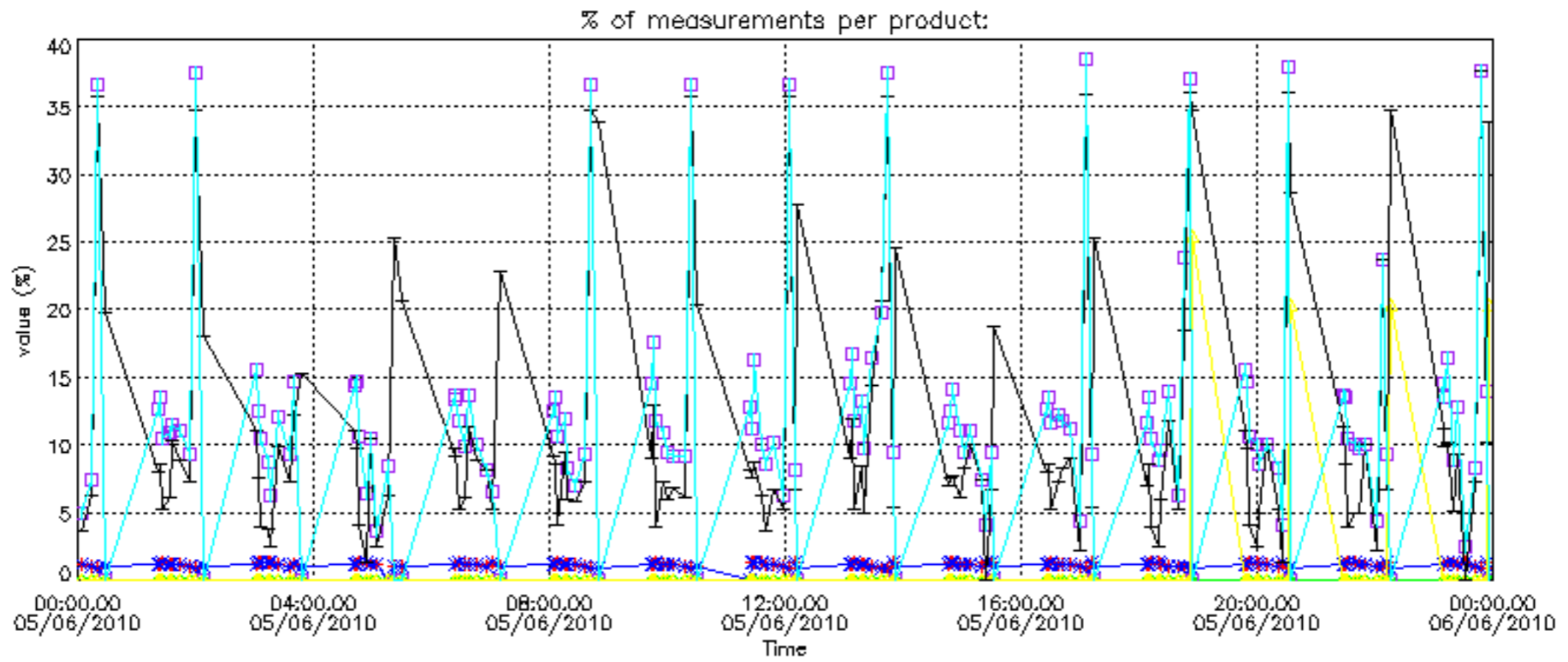
Percentage of flagged data per NO2 profile



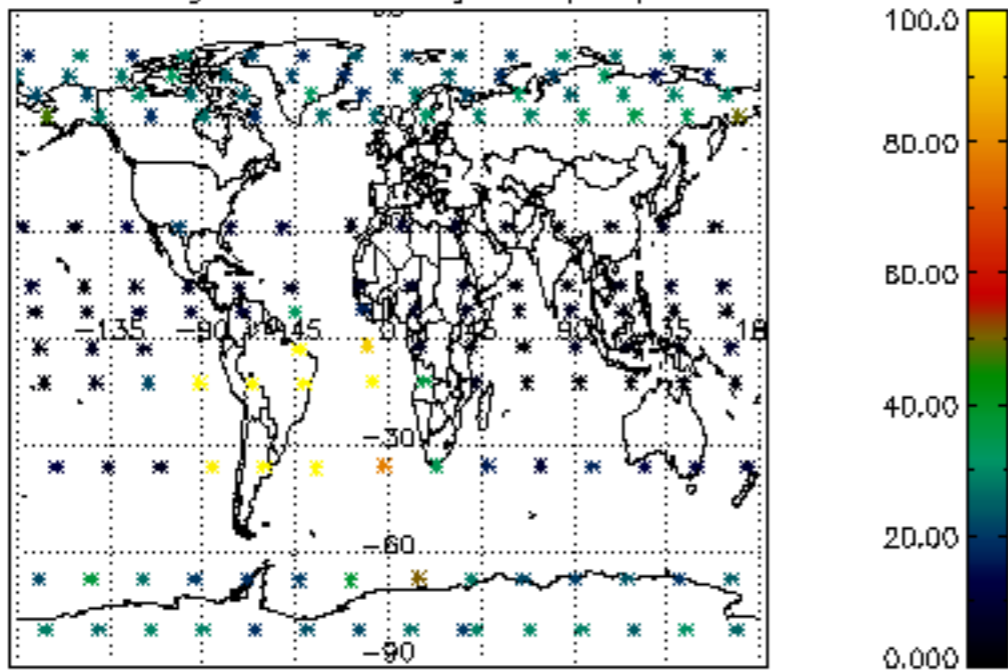
Percentage of flagged data per NO3 profile



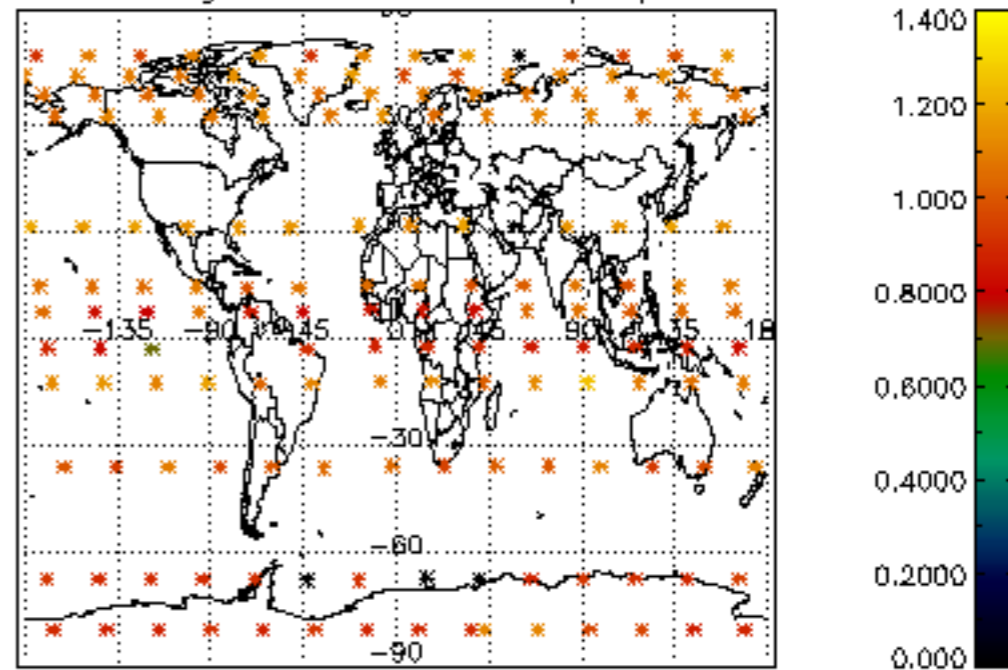




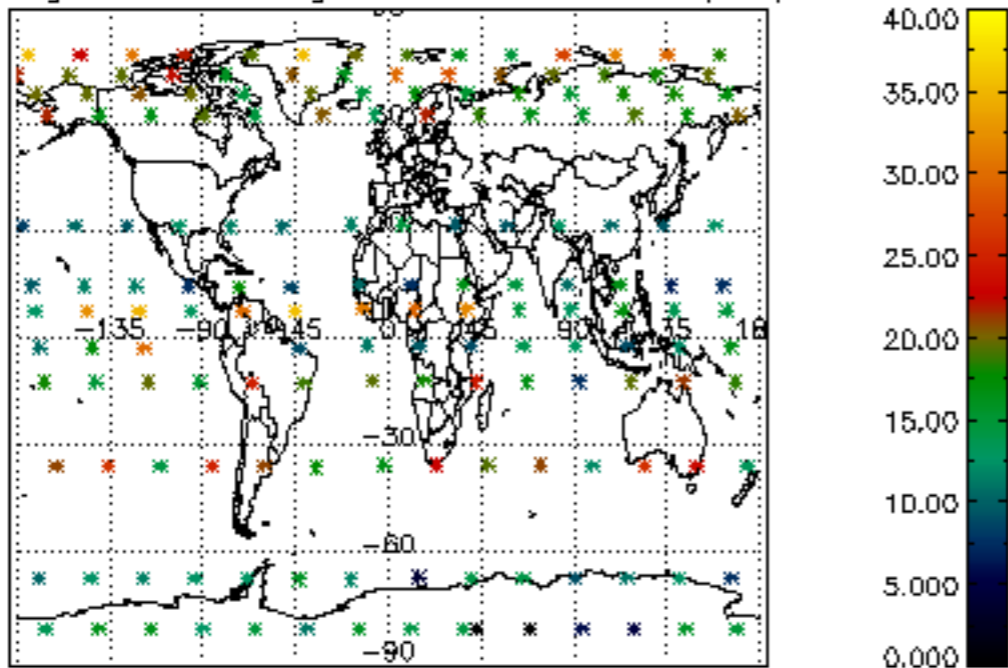
Percentage of cosmic ray hits per profile



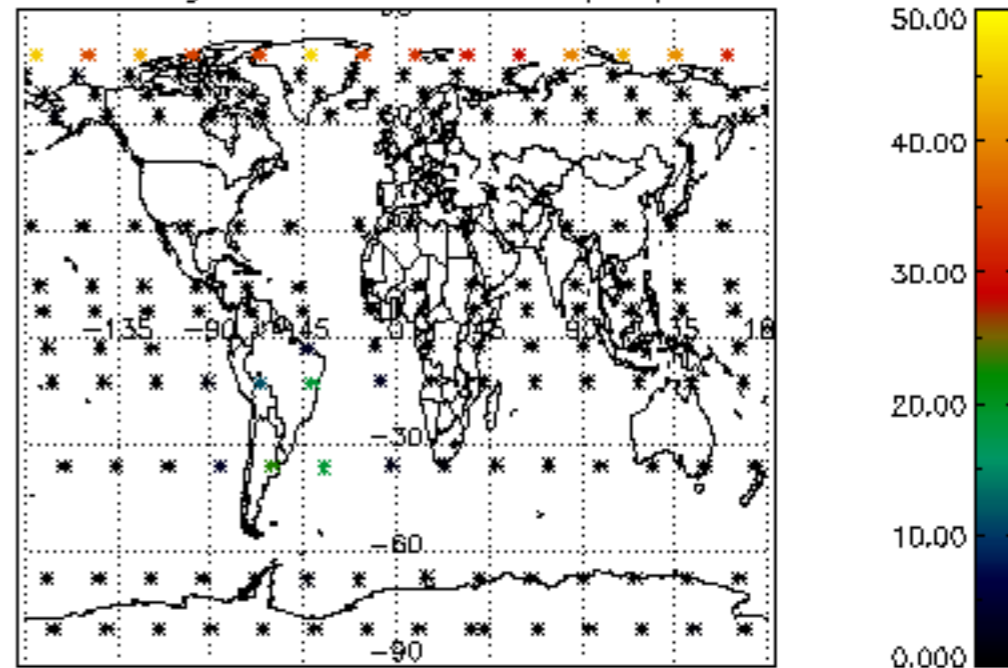
Percentage of datation errors per profile



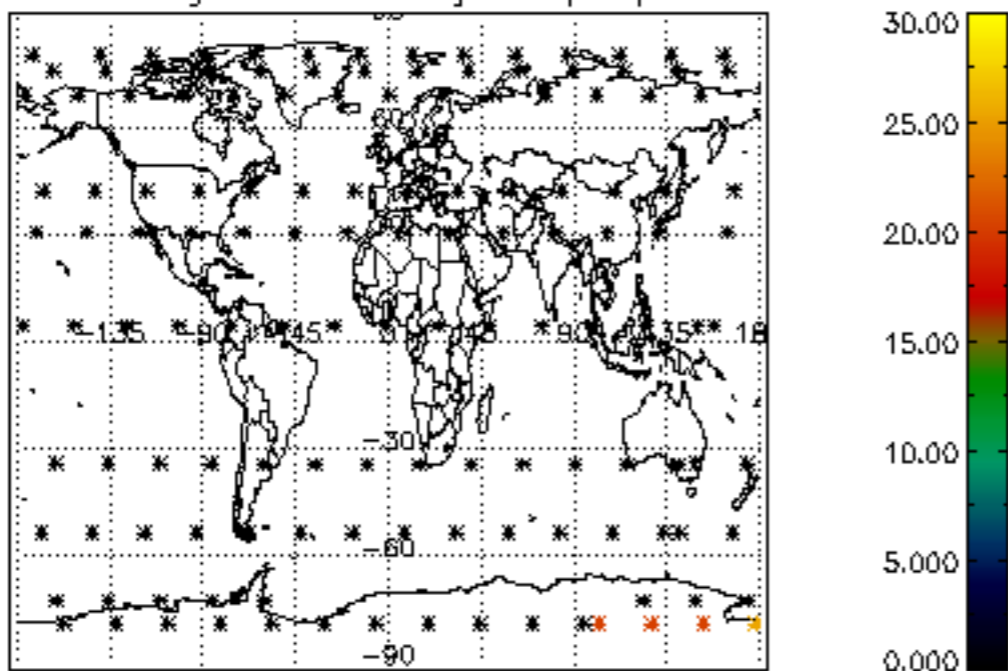
Percentage of star falling outside central band per profile



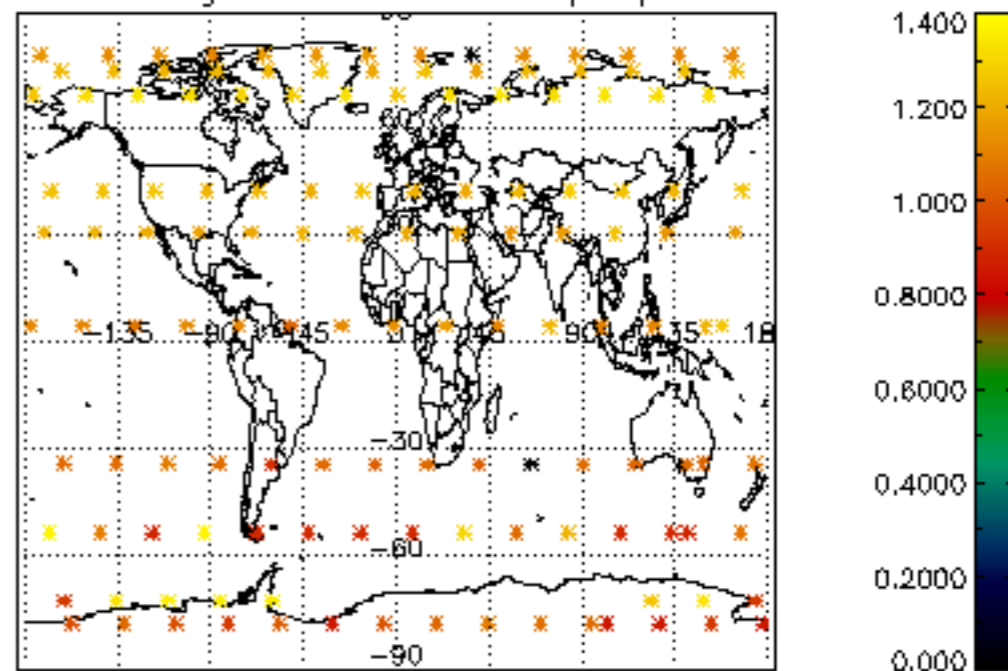
Percentage of saturation errors per profile



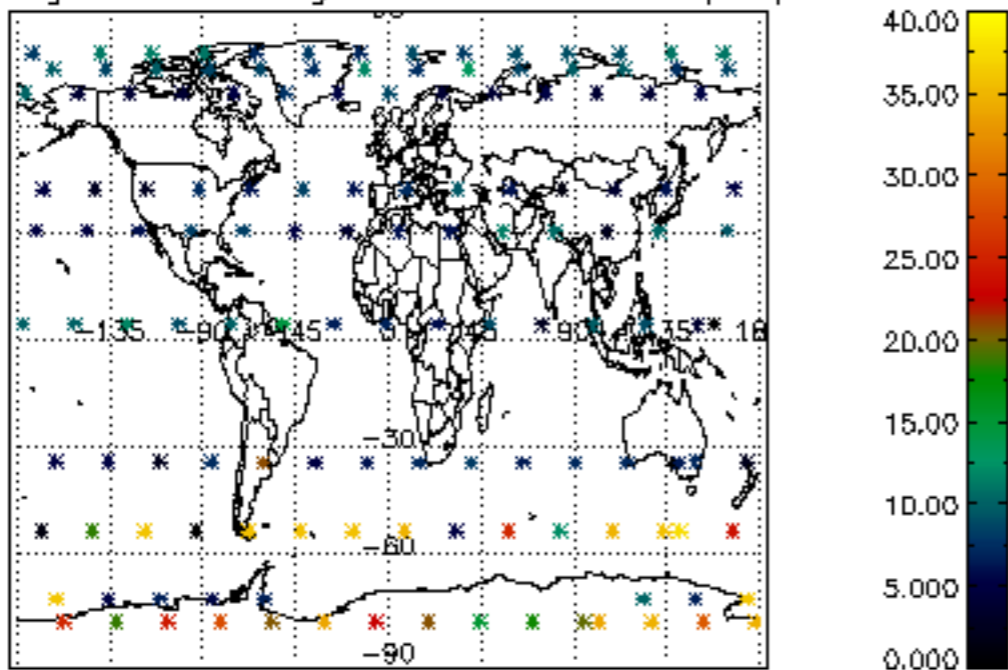
Percentage of cosmic ray hits per profile



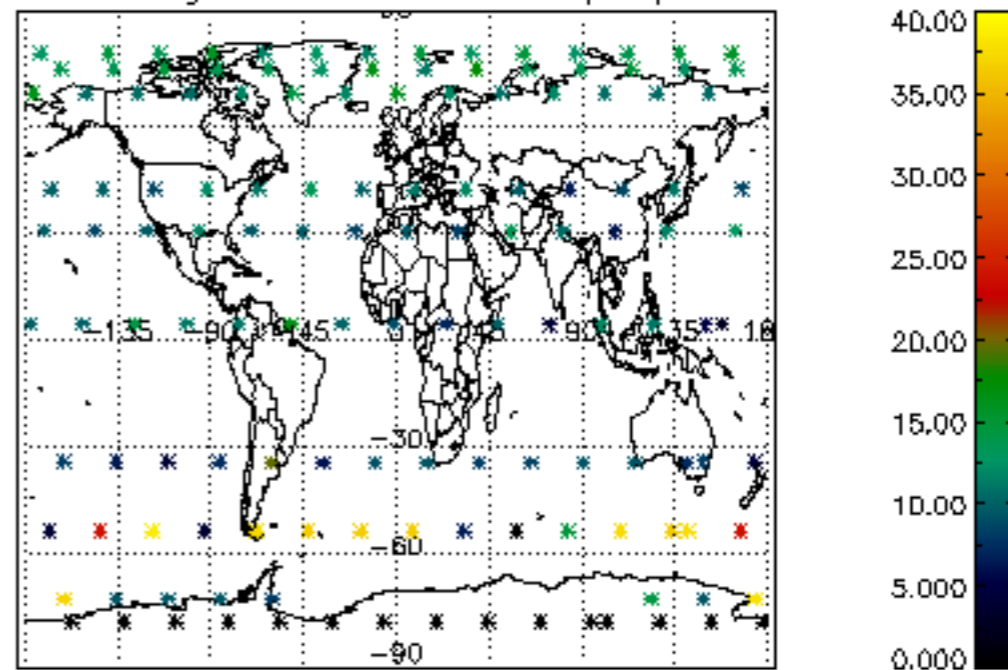
Percentage of datation errors per profile

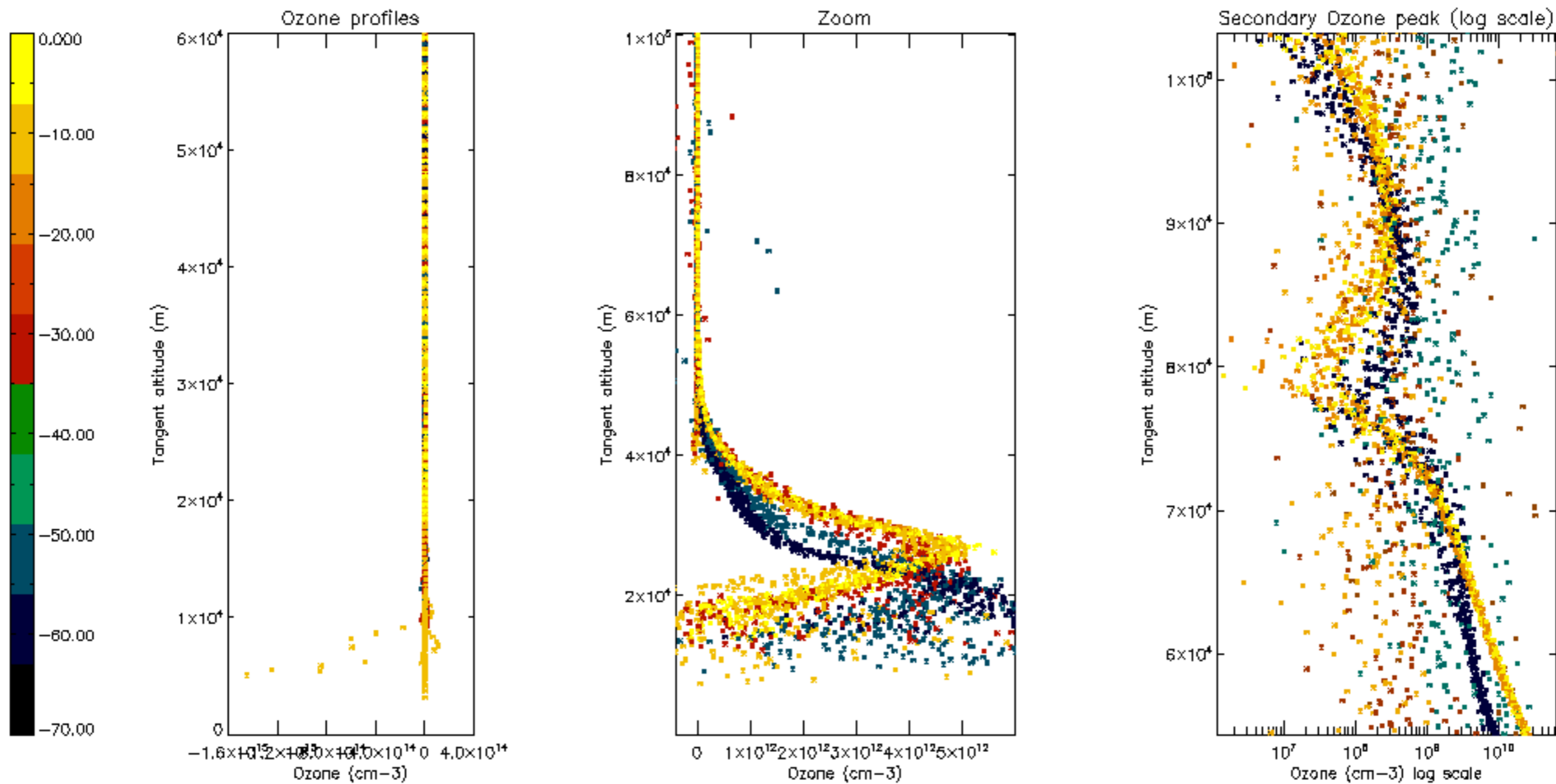


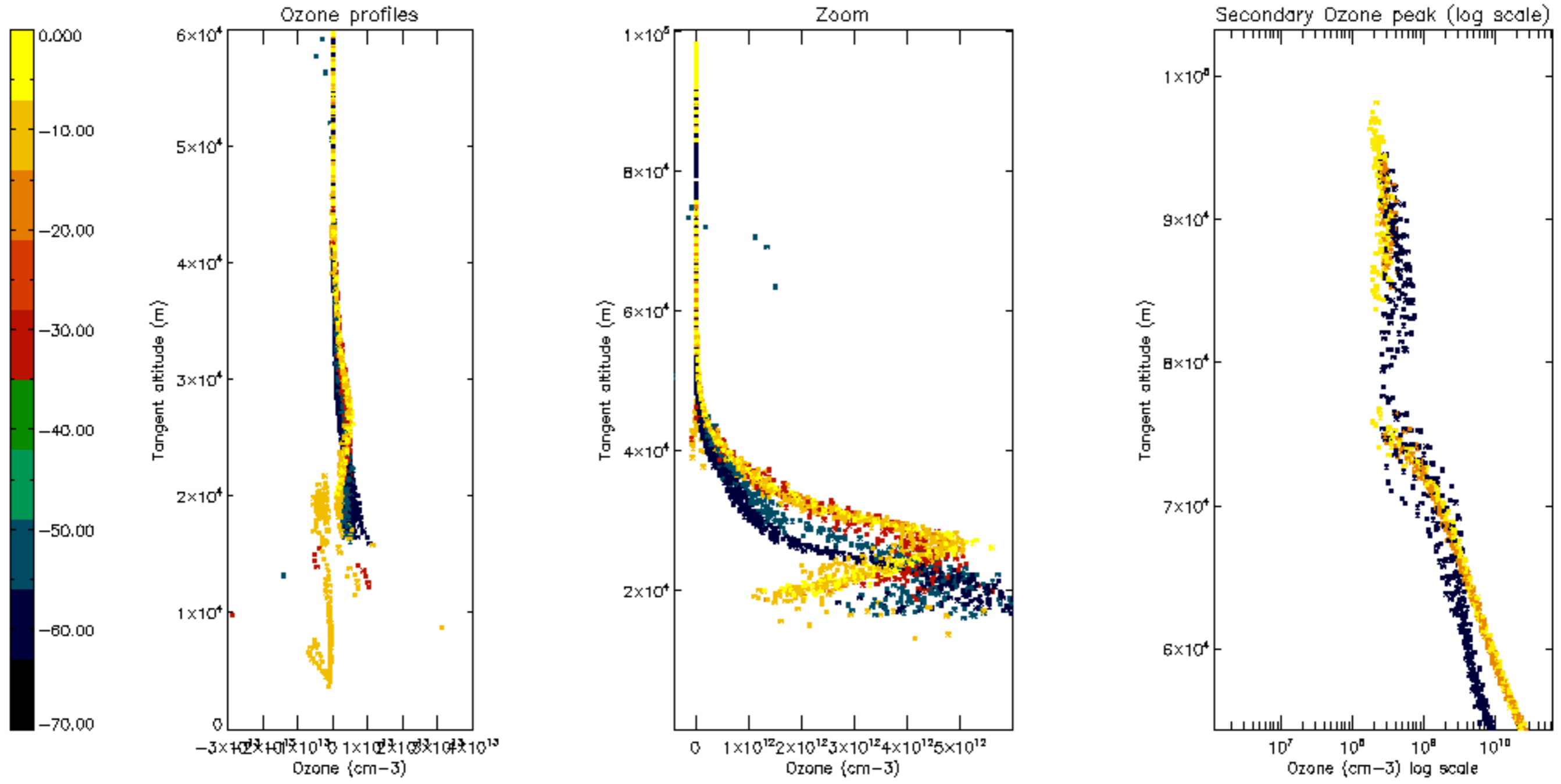
Percentage of star falling outside central band per profile

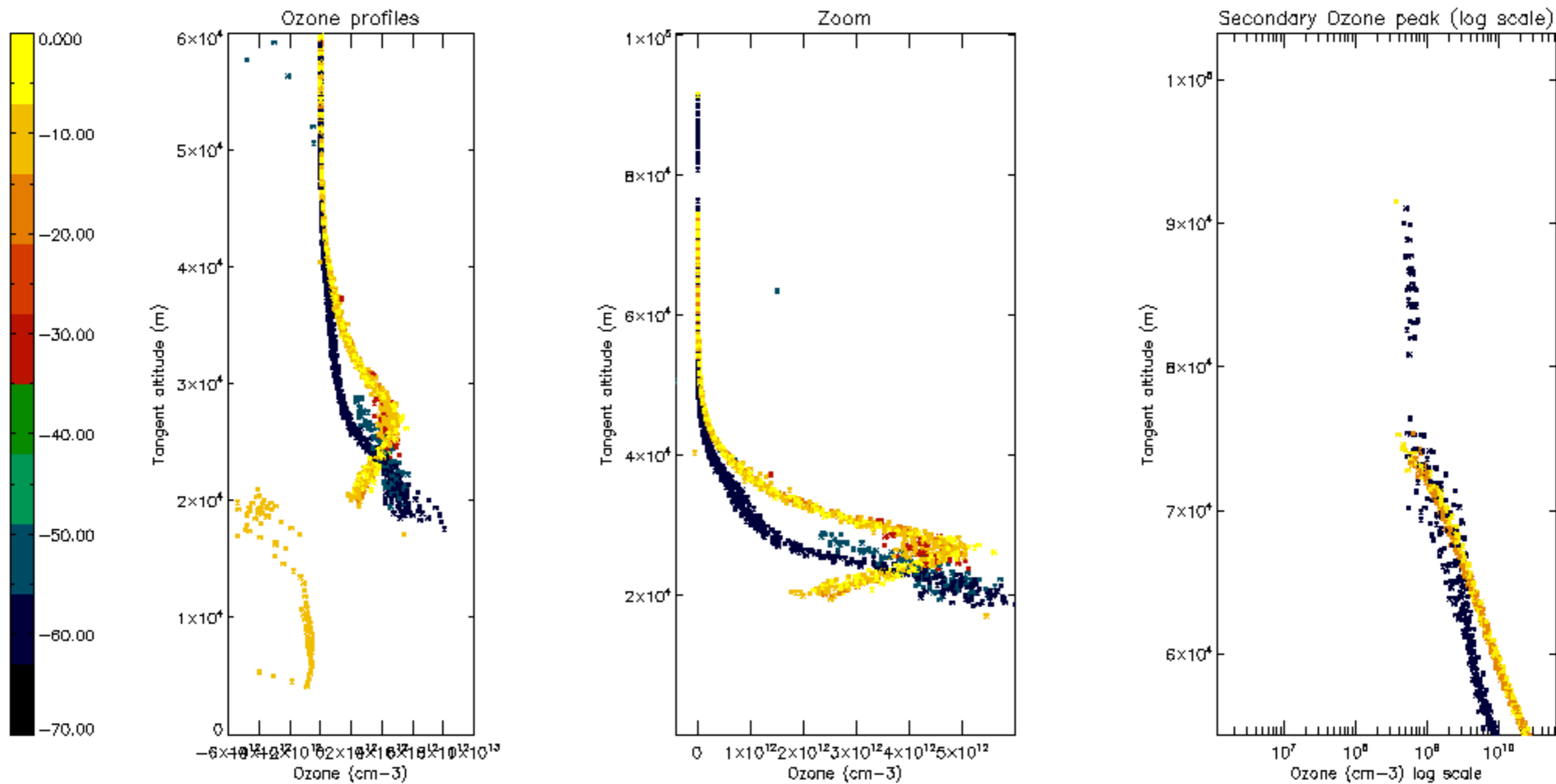


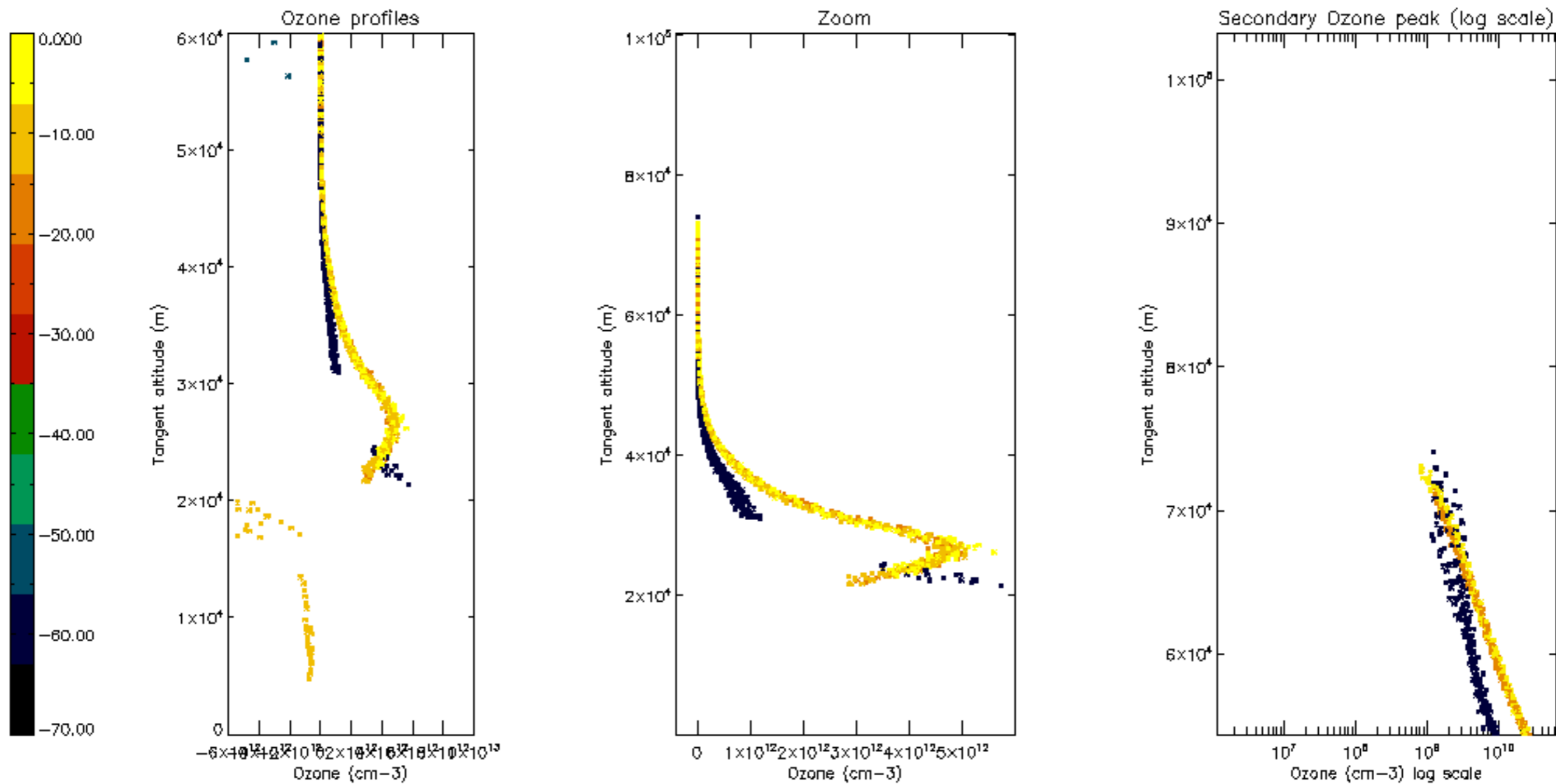
Percentage of saturation errors per profile

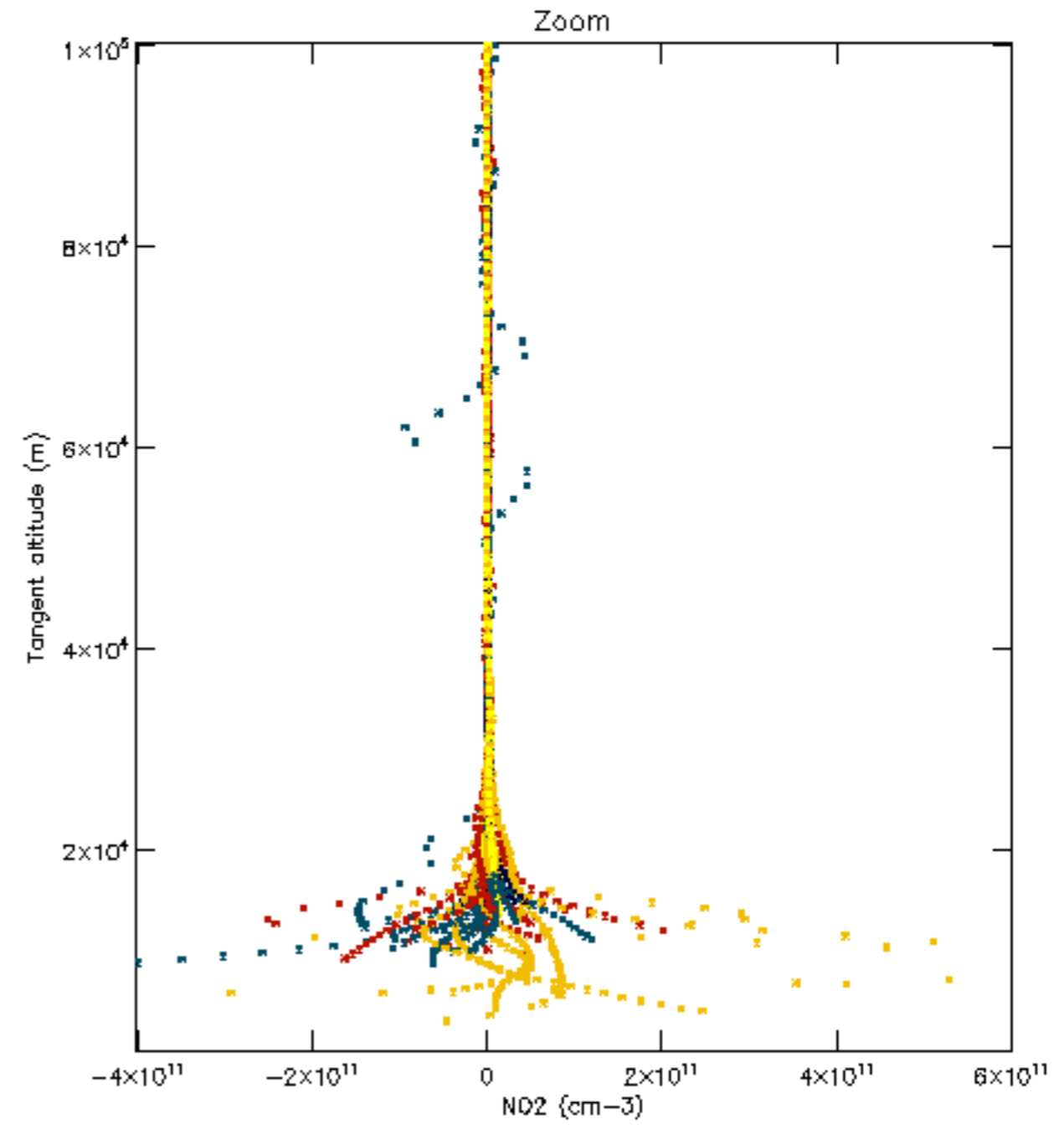
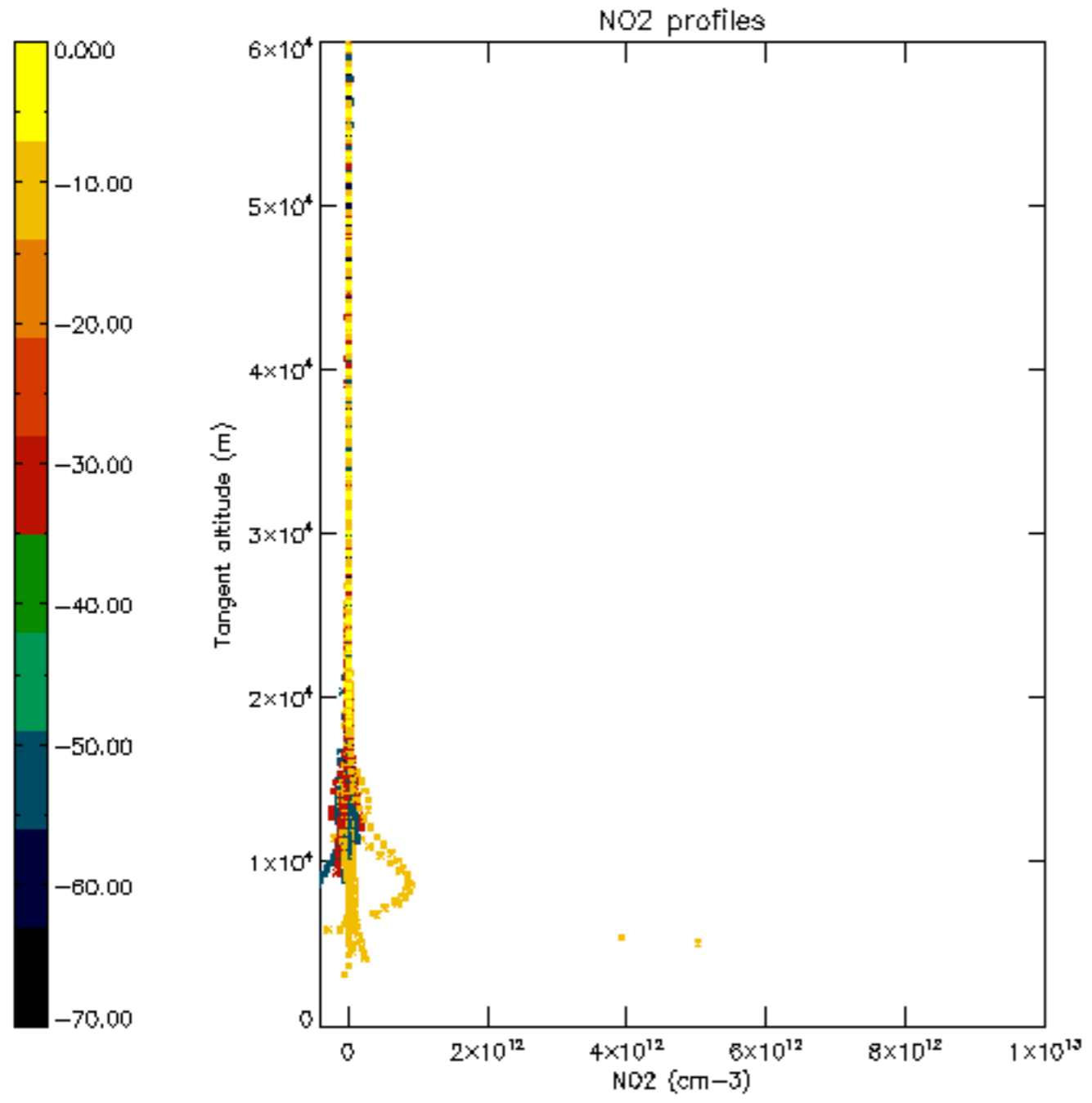


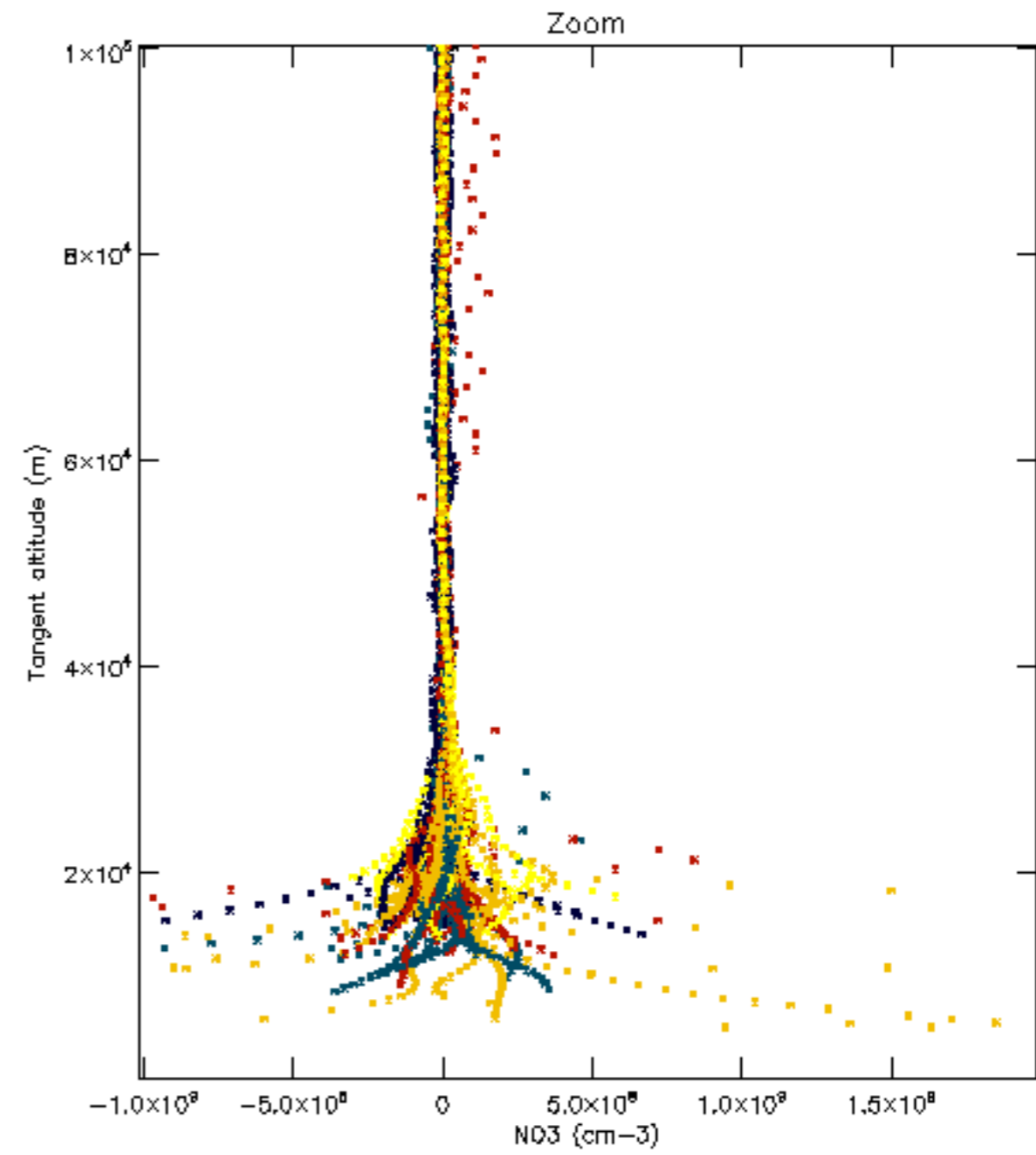
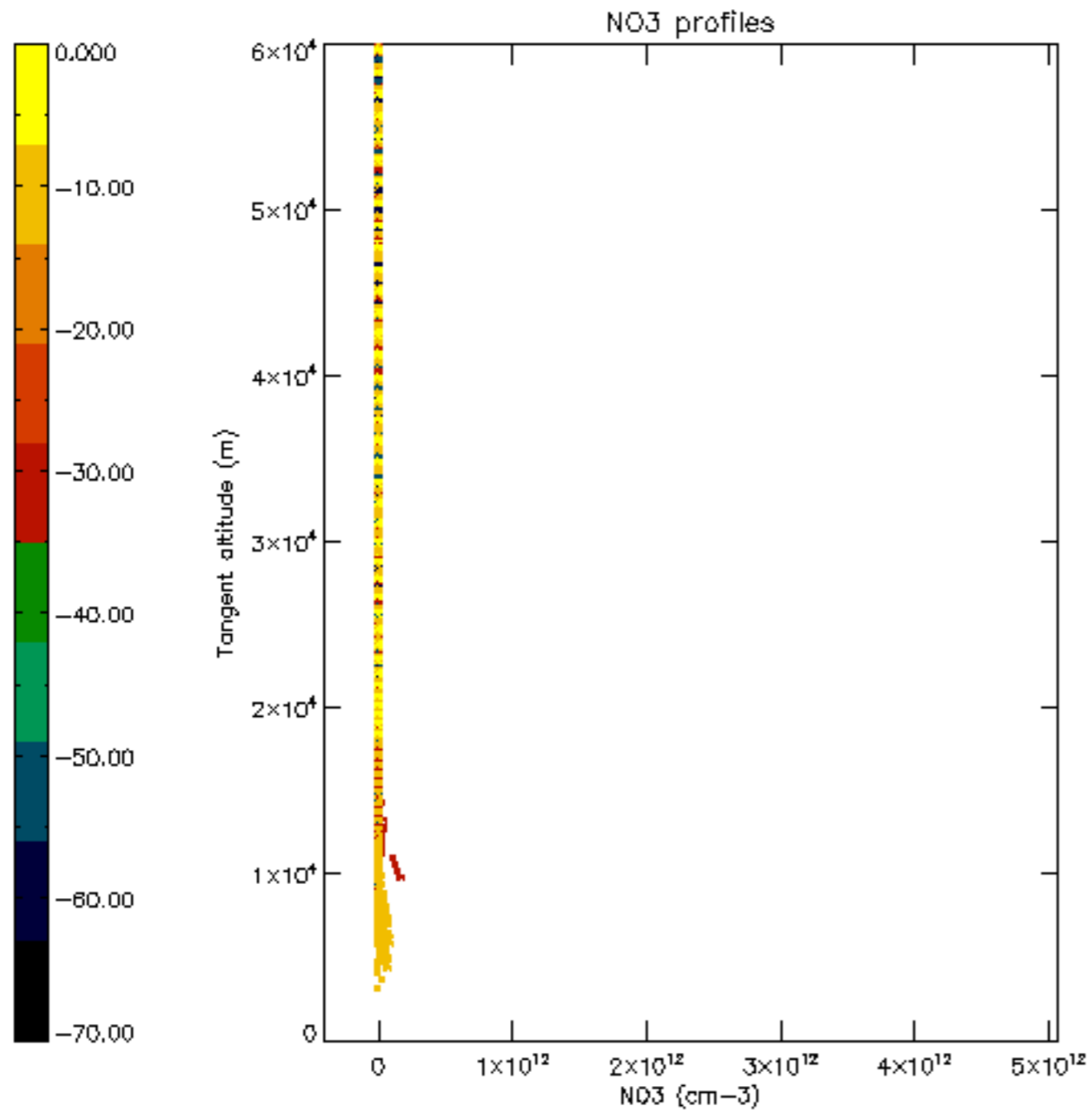


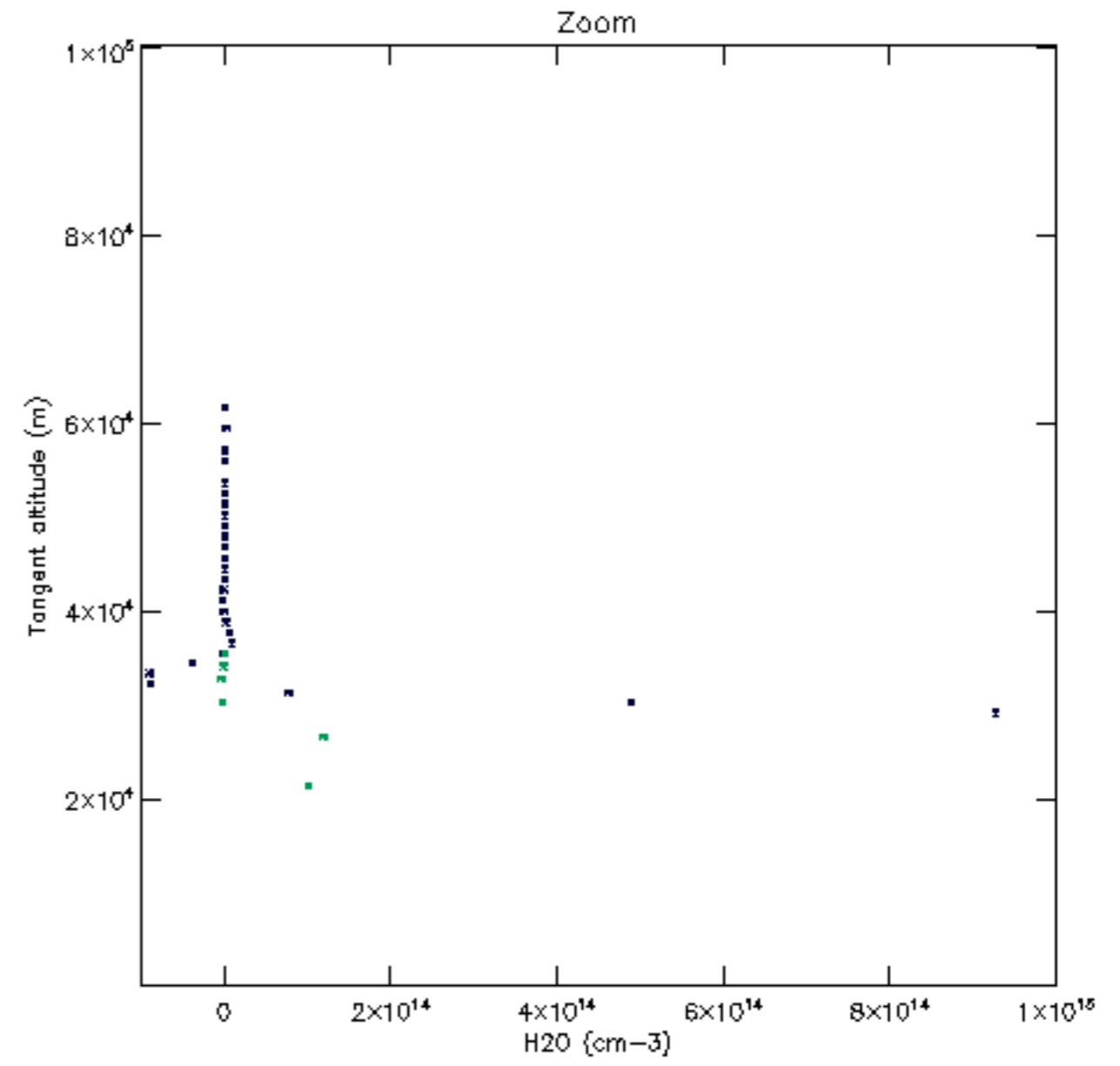
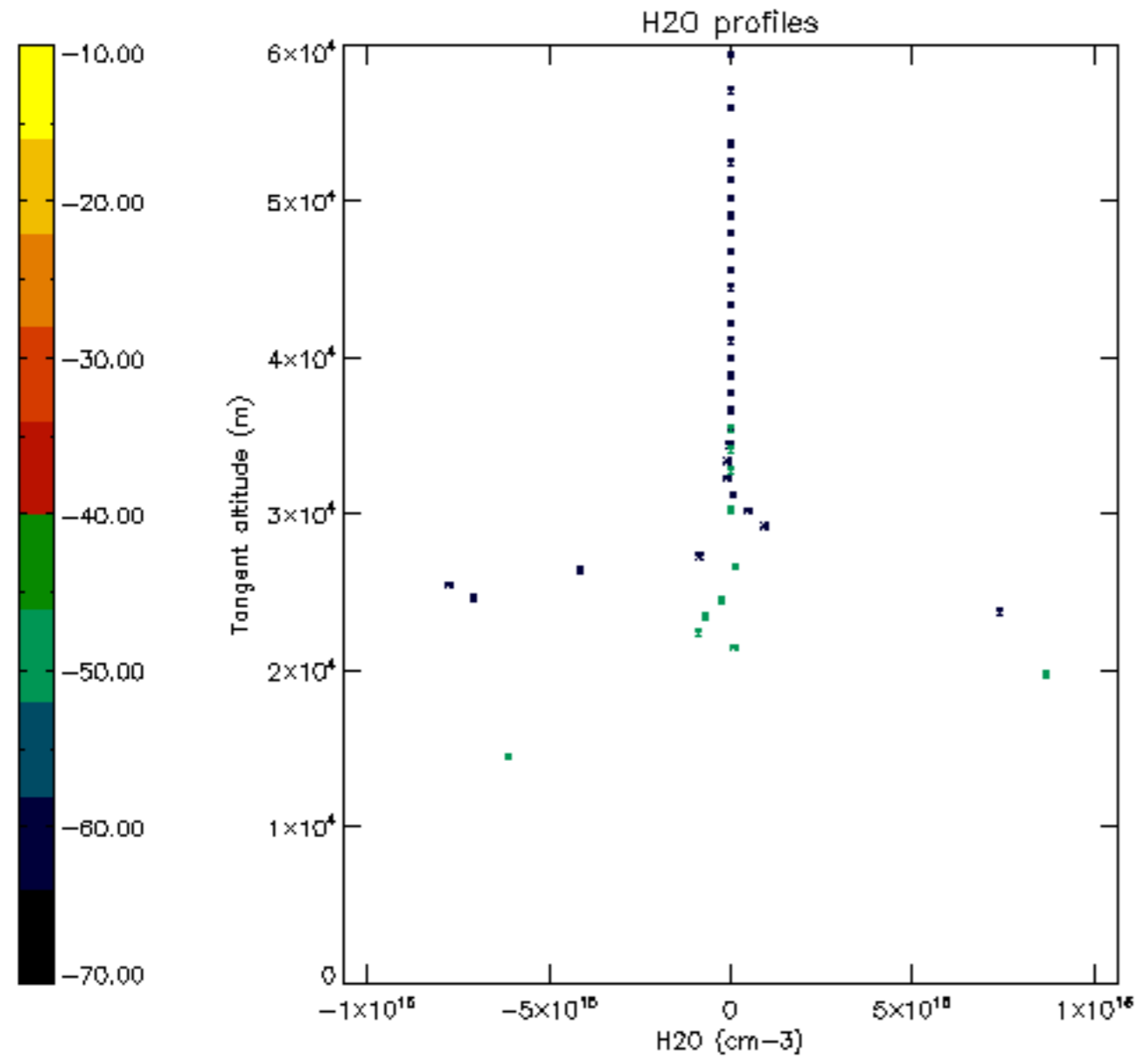


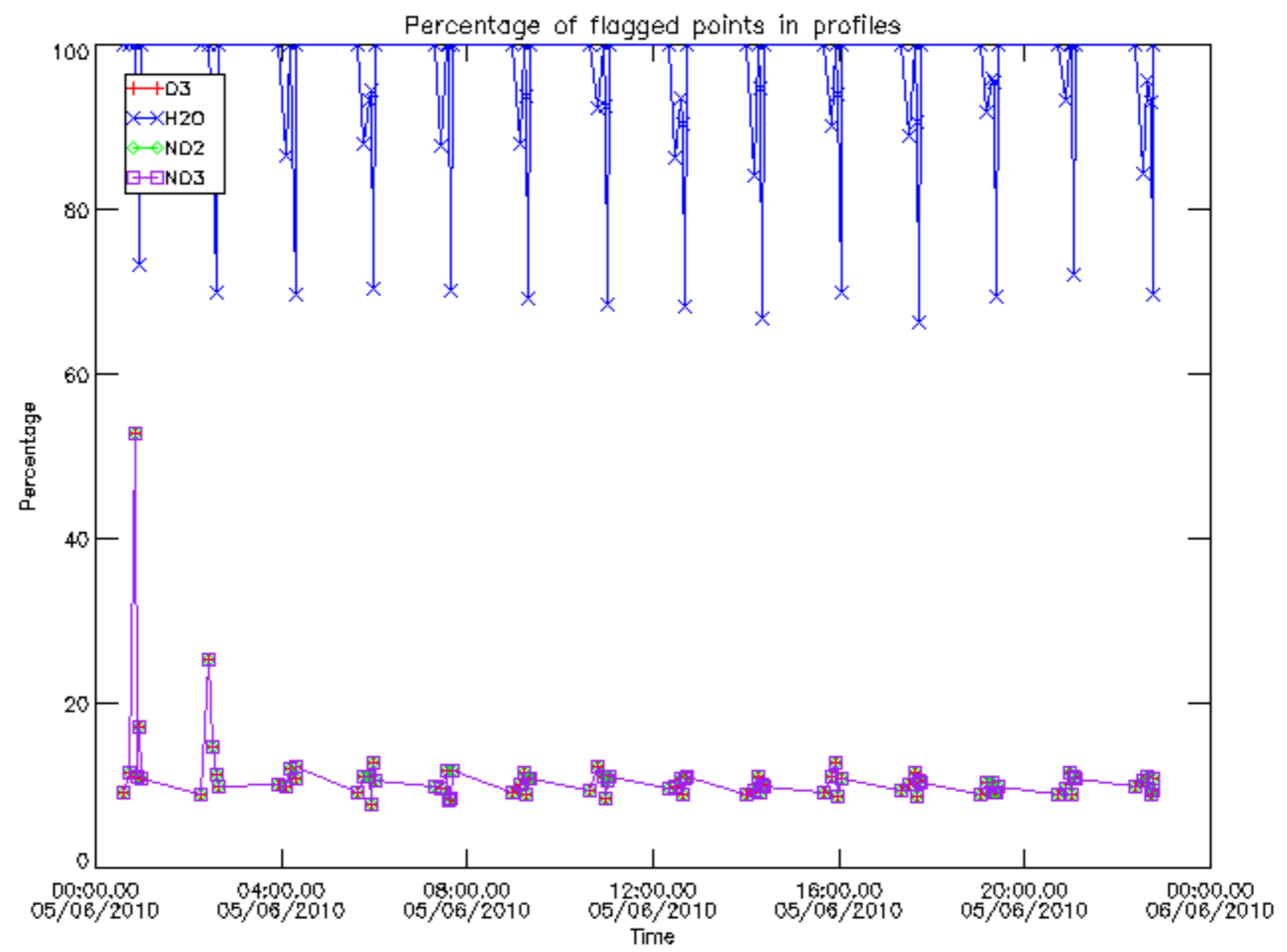




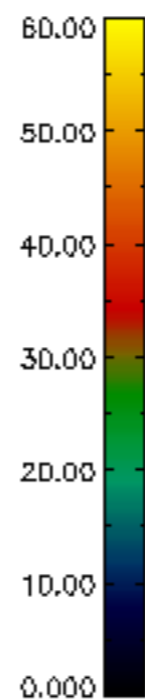
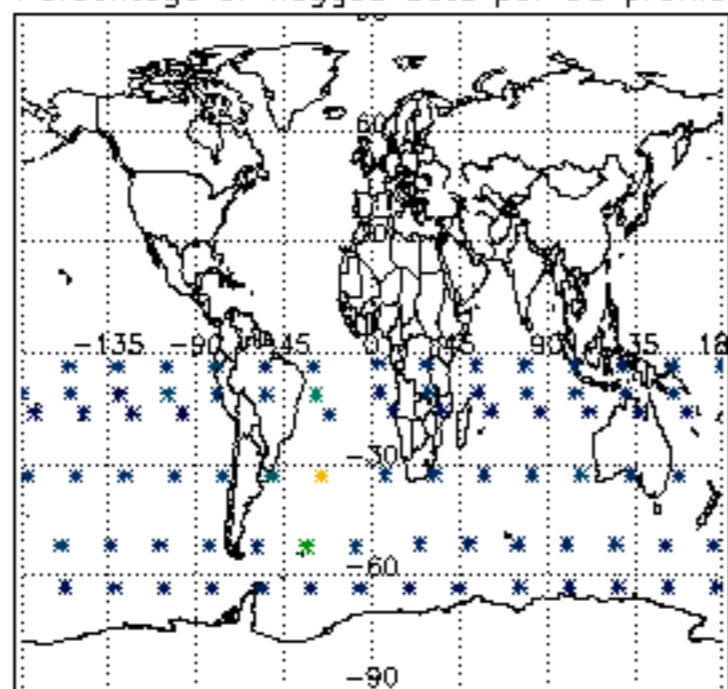




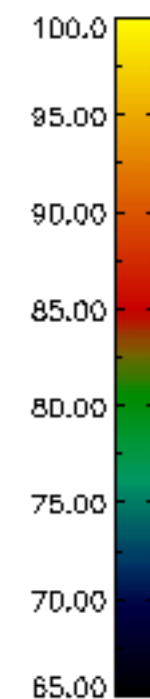
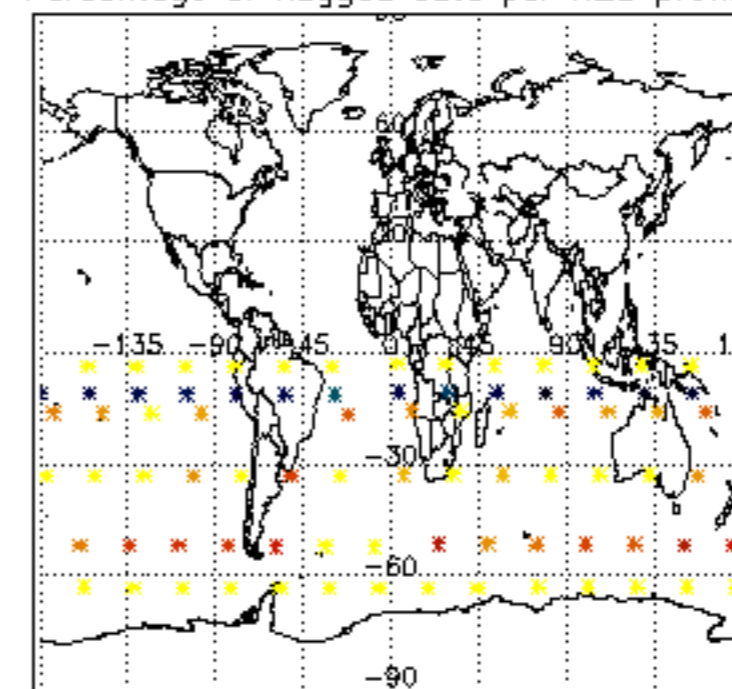




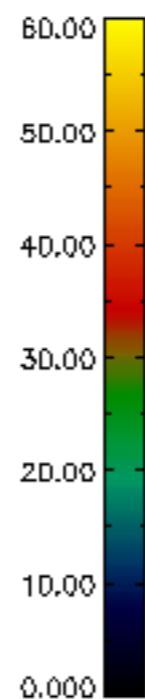
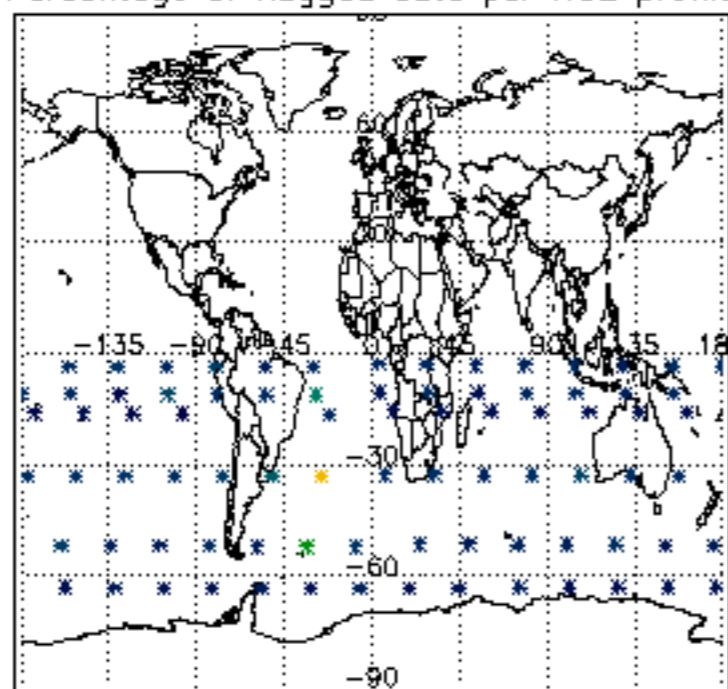
Percentage of flagged data per D3 profile



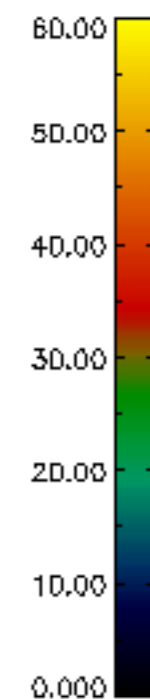
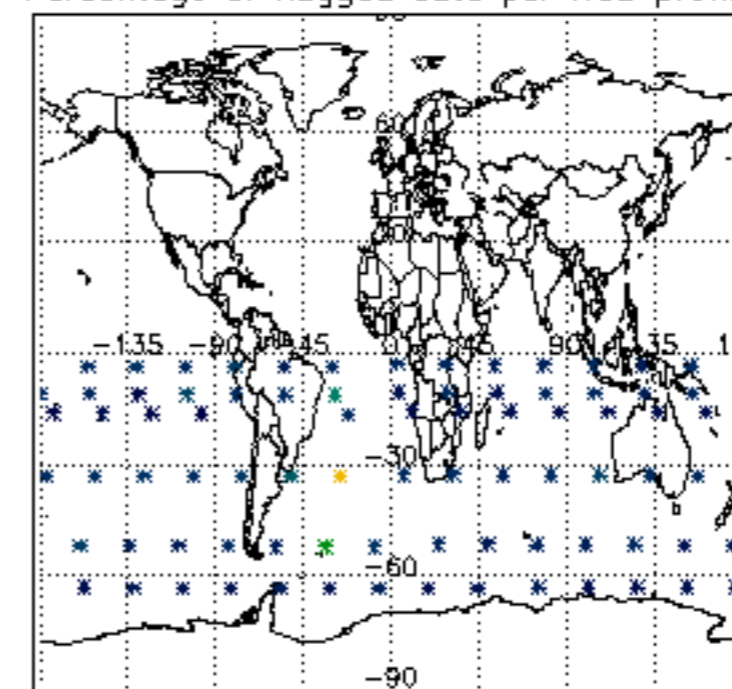
Percentage of flagged data per H2O profile

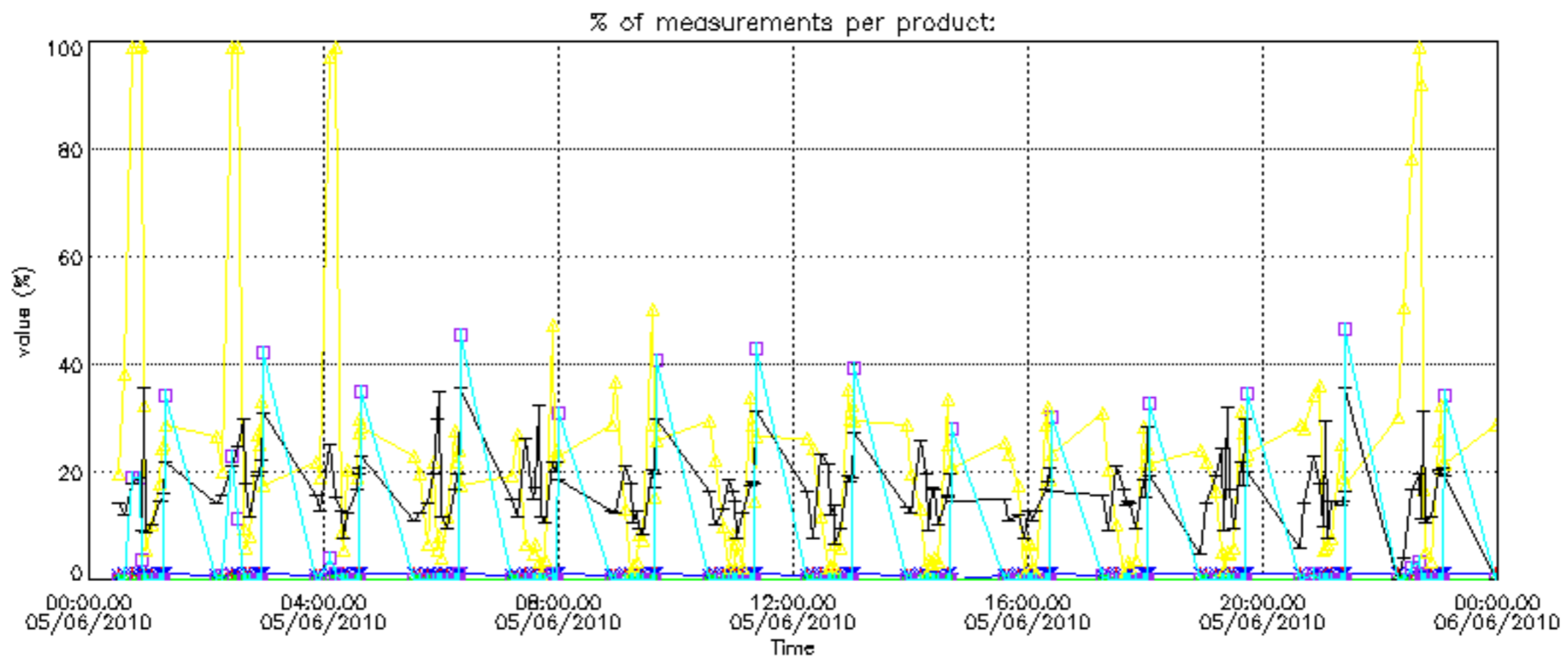


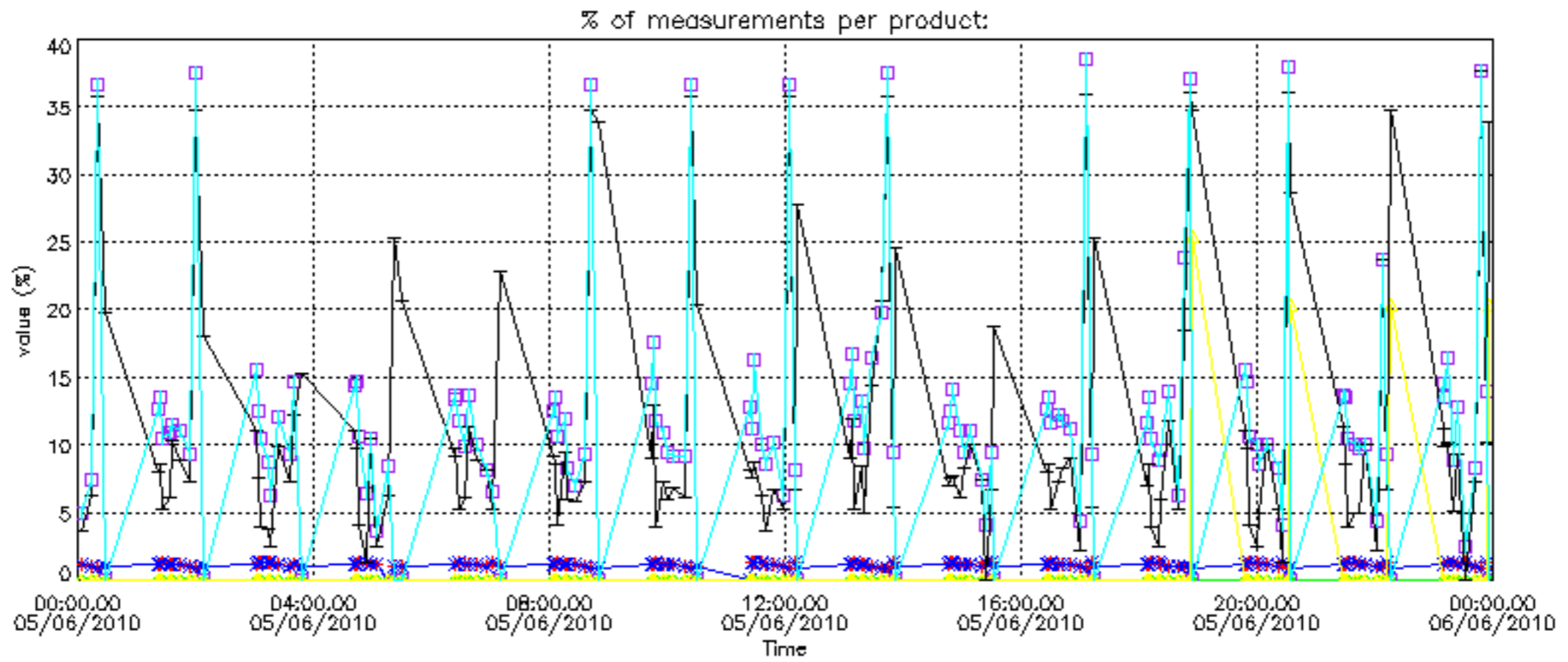
Percentage of flagged data per NO2 profile



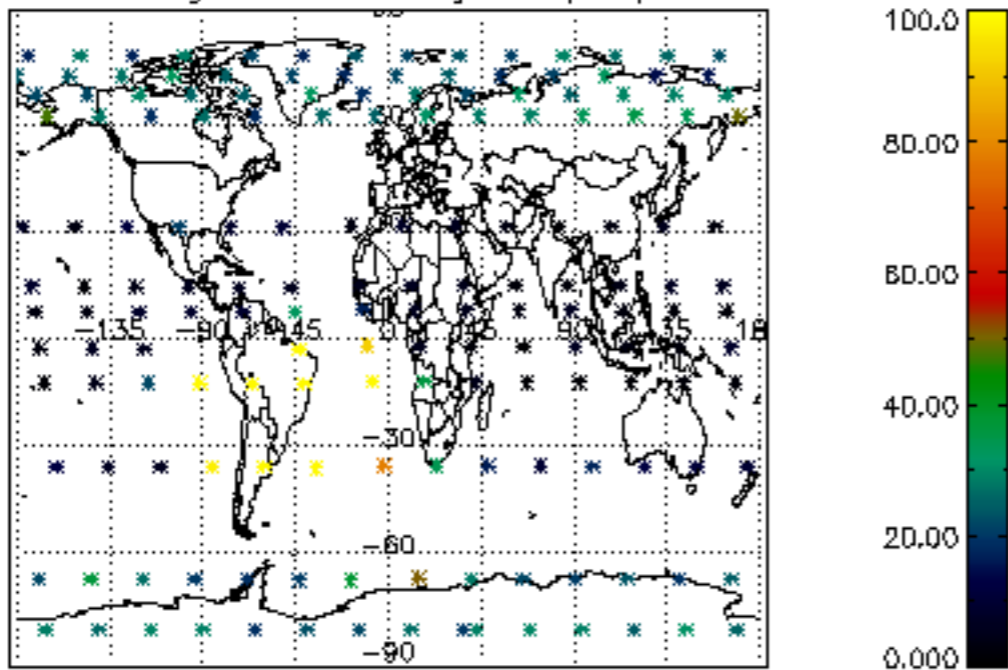
Percentage of flagged data per NO3 profile



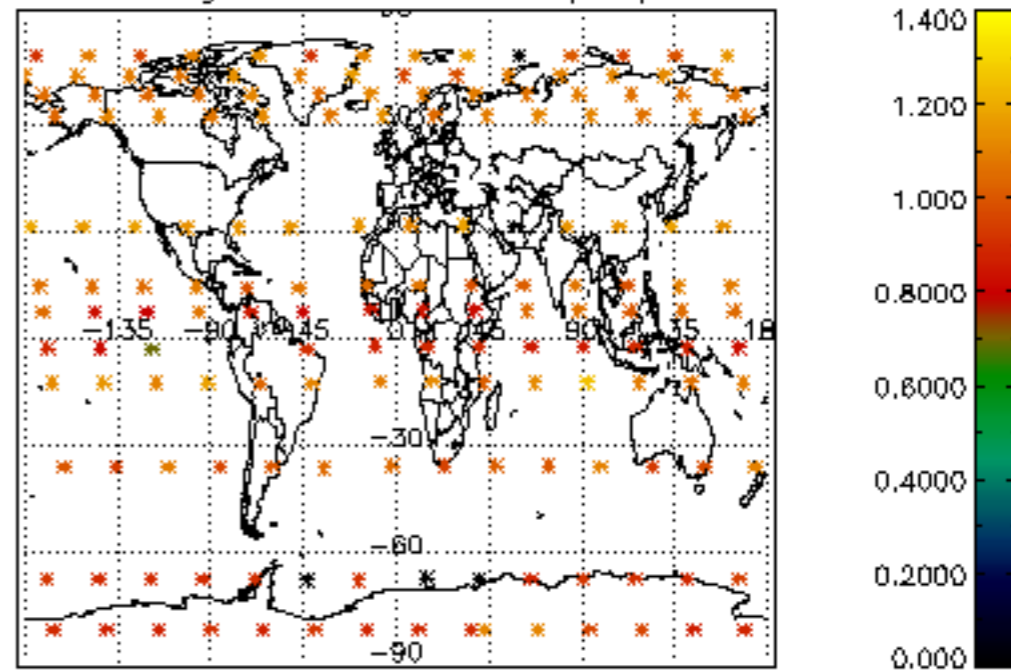




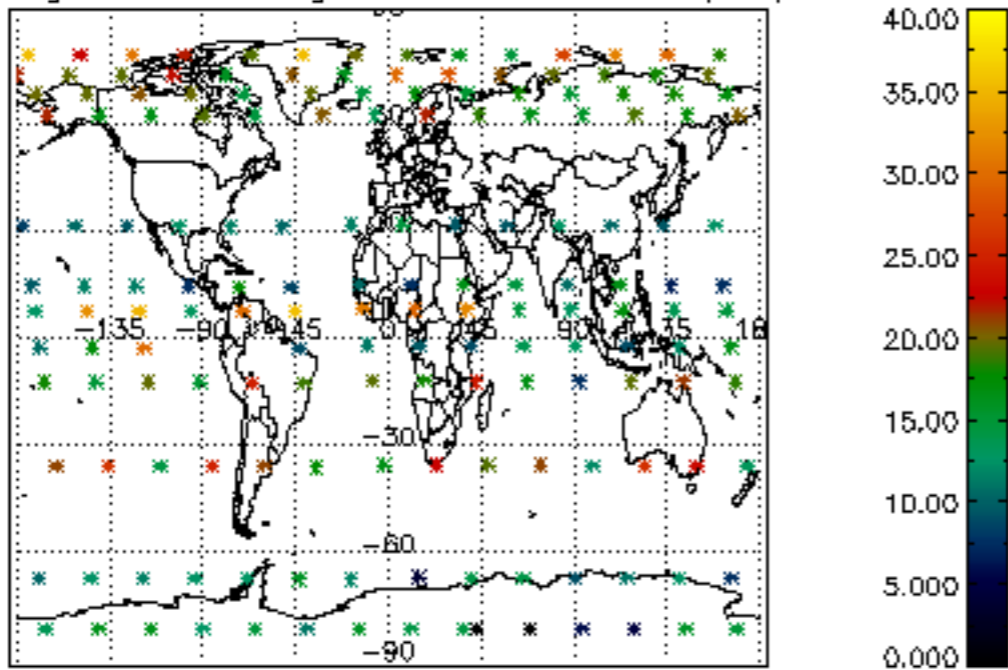
Percentage of cosmic ray hits per profile



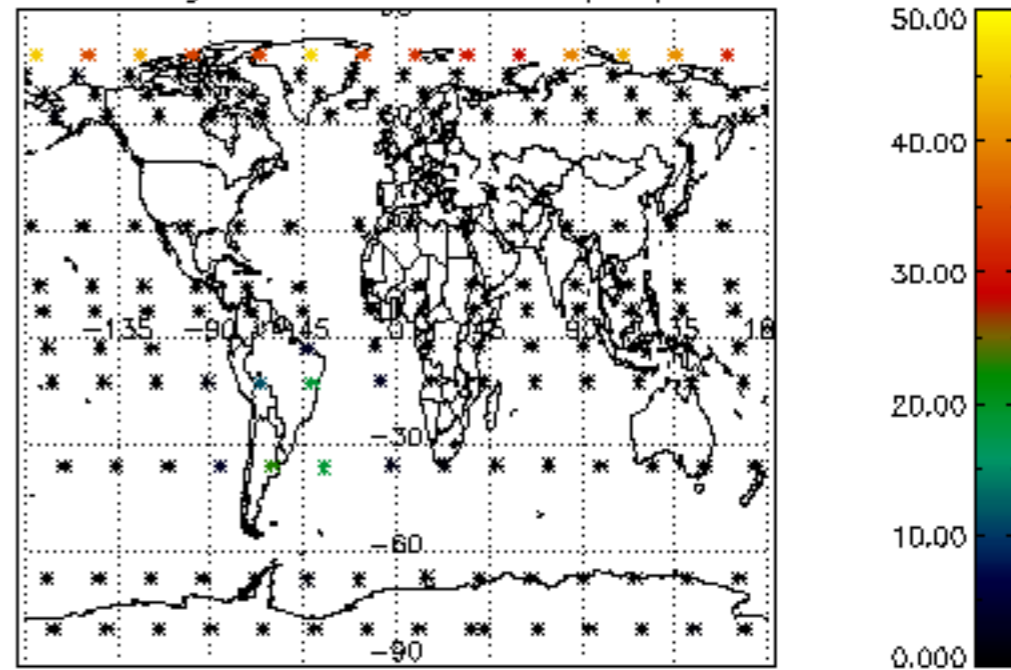
Percentage of datation errors per profile



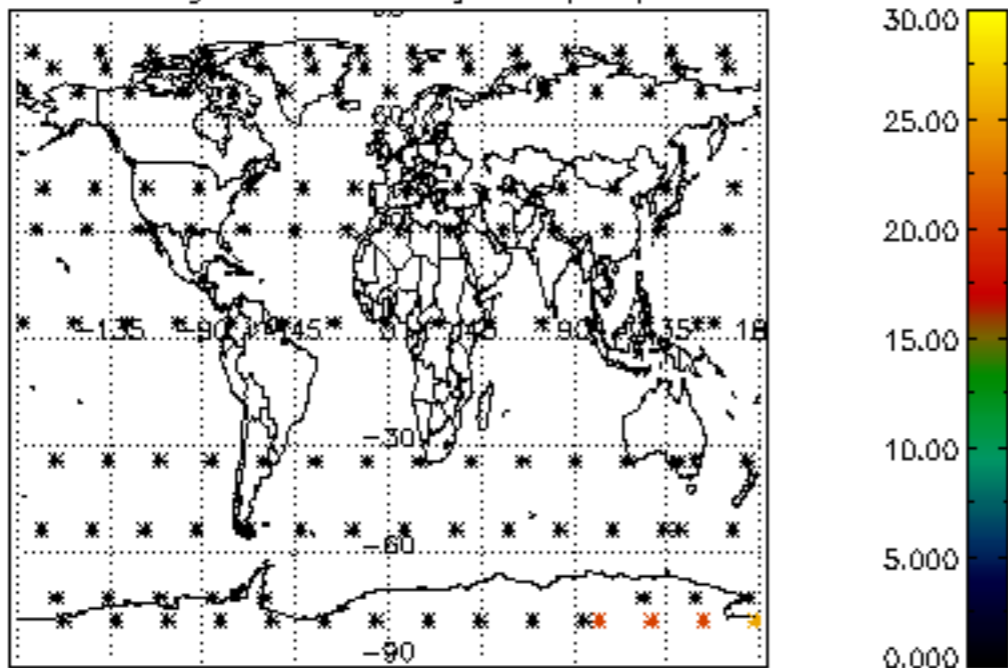
Percentage of star falling outside central band per profile



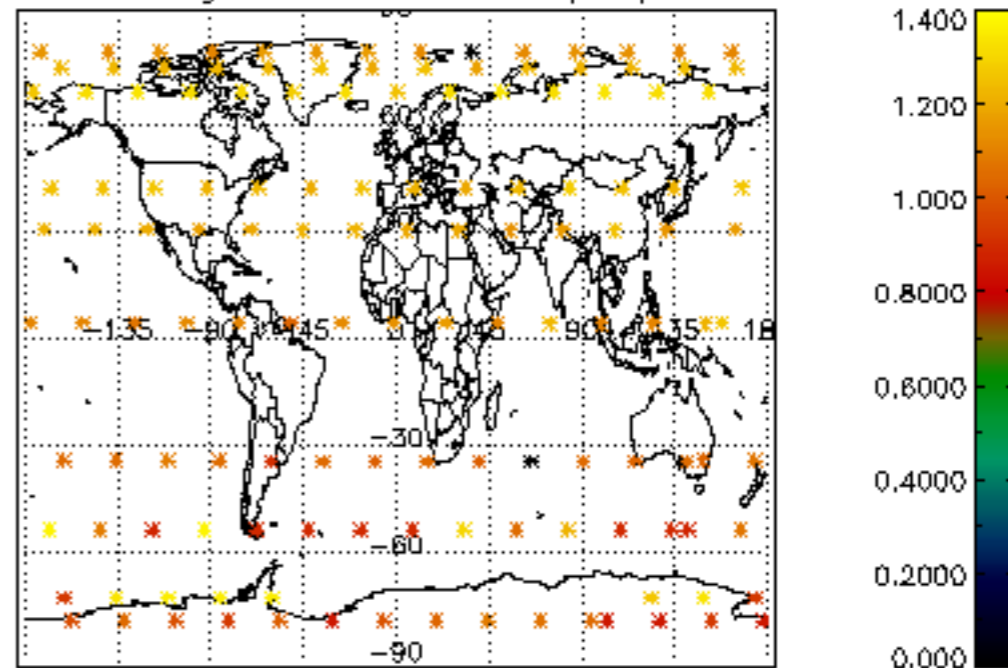
Percentage of saturation errors per profile



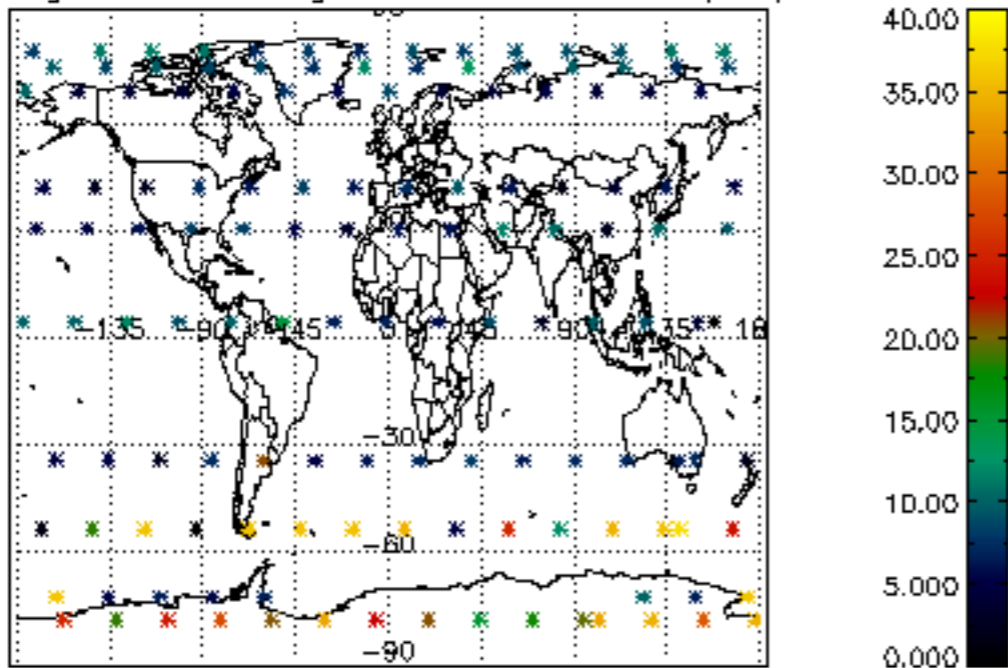
Percentage of cosmic ray hits per profile



Percentage of datation errors per profile



Percentage of star falling outside central band per profile



Percentage of saturation errors per profile

