

GOMOS Level 2 Daily Report

SUMMARY

[1. General Info](#)

[2. Summary of processed GOM_NL_2P products](#)

[3. Level 2 Quality information per product](#)

[3.1 Plot of level 2 quality information per product \(time dependant\)](#)

[3.2 Plot of level 2 quality information per product \(world map\)](#)

[4. Level 1 Quality information per product \(stored on level 2 products\)](#)

[4.1 Plot of level 1 quality information per product \(time dependant\)](#)

[4.1.1 Plot of level 1 quality information per product \(time dependant\): ASCENDING](#)

[4.1.2 Plot of level 1 quality information per product \(time dependant\): DESCENDING](#)

[4.2 Plot of level 1 quality information per product \(world map\)](#)

[4.2.1 Plot of level 1 quality information per product \(world map\): ASCENDING](#)

[4.2.2 Plot of level 1 quality information per product \(world map\): DESCENDING](#)

[5. Ozone profiles based on quality statistics and other trace gas profiles](#)

[5.1 Ozone statistics based on quality of products](#)

[5.2 Plot ozone profiles for all STD \(dark without errors\)](#)

[5.3 Plot ozone profiles where STD < 20% \(dark without errors\)](#)

[5.4. Plot ozone profiles where STD < 10% \(dark without errors\)](#)

[5.5. Plot ozone profiles where STD < 5% \(dark without errors\)](#)

[5.6 Plot NO2 profiles for all STD \(dark without errors\)](#)

[5.7 Plot NO3 profiles for all STD \(dark without errors\)](#)

[5.8 Plot H2O profiles \(only for occultations of stars 1,2,3,4,13,14,16,26,63 dark without errors\) for all STD](#)

[6. Auxiliary Data Files used for the production reported in section 2](#)

This report presents the daily analysis on parameters extracted from GOMOS level 2 data (GOM_NL__2P). It is intended to monitor some important parameters that will impact the quality of these products. A list of level 2 products (and content) that have arrived during the reporting day to the PCF is also given.

Item	Value
Time of report generation	29APR2013 11:25:59
Data source version	GOMOS/6.01
Start time of products	01-06-2010 (01JUN2010 00:00:00)
Stop time of products	02-06-2010 (02JUN2010 00:00:00)
Store outputs in DB	Yes
Nb of level 2 prods	340
Nb of prods with errors	0

2. Summary of processed GOM_NL__2P products.

Nr	Filename	UTC Start time	Limb	Duration	Star Id	Star Name	Star Mag	Star Temp	Nb Meas	Orbit	Prod. error
1	GOM_NL__2PRFIN20100601_000045_000000522090_00002_43142_2563.N1	01-JUN-2010 00:00:45	Twilight	51.500	75	26Eps Sco	2.2910	4250.0	103	43142	No
2	GOM_NL__2PRFIN20100601_000247_000000502090_00002_43142_2564.N1	01-JUN-2010 00:02:47	Bright	49.500	136	23Tau Sco	2.8220	30000.	99	43142	No
3	GOM_NL__2PRFIN20100601_000452_000000412090_00002_43142_2565.N1	01-JUN-2010 00:04:52	Bright	40.500	80	7Del Sco	2.3160	30000.	81	43142	No
4	GOM_NL__2PRFIN20100601_000626_000000462090_00002_43142_2566.N1	01-JUN-2010 00:06:26	Bright	46.000	86	35Eta Oph	2.4300	10200.	92	43142	No
5	GOM_NL__2PRFIN20100601_000818_000000442090_00002_43142_2567.N1	01-JUN-2010 00:08:18	Bright	43.500	98	13Zet Oph	2.5710	30000.	87	43142	No
6	GOM_NL__2PRFIN20100601_001029_000000402090_00002_43142_2568.N1	01-JUN-2010 00:10:29	Bright	40.000	120	1Del Oph	2.7340	3200.0	80	43142	No
7	GOM_NL__2PRFIN20100601_001330_000000372090_00002_43142_2569.N1	01-JUN-2010 00:13:30	Bright	37.000	102	24Alp Ser	2.6000	4250.0	74	43142	No
8	GOM_NL__2PRFIN20100601_001925_000000372090_00002_43142_2570.N1	01-JUN-2010 00:19:25	Bright	36.500	67	5Alp CrB	2.2210	11000.	73	43142	No
9	GOM_NL__2PRFIN20100601_002206_000000562090_00002_43142_2571.N1	01-JUN-2010 00:22:06	Bright	55.500	133	40Zet Her	2.8070	6000.0	111	43142	No
10	GOM_NL__2PRFIN20100601_003001_000000382090_00002_43142_2572.N1	01-JUN-2010 00:30:01	Bright	37.500	119	14Eta Dra	2.7270	4700.0	75	43142	No
11	GOM_NL__2PRFIN20100601_004026_000000472090_00002_43142_2573.N1	01-JUN-2010 00:40:26	Bright	47.000	89	5Alp Cep	2.4510	8000.0	94	43142	No
12	GOM_NL__2PRFIN20100601_004525_000000552090_00002_43142_2574.N1	01-JUN-2010 00:45:25	Bright	55.000	76	27Gam Cas	2.3000	30000.	110	43142	No
13	GOM_NL__2PRFIN20100601_005308_000000572090_00002_43142_2575.N1	01-JUN-2010 00:53:08	Bright	56.500	53	43Bet And	2.0480	3300.0	113	43142	No
14	GOM_NL__2PRFIN20100601_005550_000000562090_00002_43142_2576.N1	01-JUN-2010 00:55:50	Twilight	56.000	58	21Alp And	2.0730	11000.	112	43142	No
15	GOM_NL__2PRFIN20100601_010046_000000512090_00002_43142_2577.N1	01-JUN-2010 01:00:46	Dark	50.500	140	88Gam Peg	2.8340	26000.	101	43142	No
16	GOM_NL__2PRFIN20100601_010946_000000462090_00002_43142_2578.N1	01-JUN-2010 01:09:46	Dark	46.000	52	16Bet Cet	2.0370	4500.0	92	43142	No
17	GOM_NL__2PRFIN20100601_011826_000000552090_00002_43142_2579.N1	01-JUN-2010 01:18:26	Dark	55.000	18	24Alp PsA	1.1660	9700.0	110	43142	No
18	GOM_NL__2PRFIN20100601_012146_000000572090_00003_43143_2379.N1	01-JUN-2010 01:21:46	Dark	56.500	63	Bet Gru	2.1500	2800.0	113	43143	No
19	GOM_NL__2PRFIN20100601_012338_000000462090_00003_43143_2380.N1	01-JUN-2010 01:23:38	Dark	46.000	31	Alp Gru	1.7340	15200.	92	43143	No
20	GOM_NL__2PRFIN20100601_012837_000000442090_00003_43143_2381.N1	01-JUN-2010 01:28:37	Straylight	44.000	45	Alp Pav	1.9400	26000.	88	43143	No
21	GOM_NL__2PRFIN20100601_013605_000000402090_00003_43143_2382.N1	01-JUN-2010 01:36:05	Straylight	40.000	147	Alp Ara	2.8770	26000.	80	43143	No
22	GOM_NL__2PRFIN20100601_013746_000000472090_00003_43143_2383.N1	01-JUN-2010 01:37:46	Straylight	46.500	40	The Sco	1.8590	7100.0	93	43143	No
23	GOM_NL__2PRFIN20100601_013934_000000502090_00003_43143_2384.N1	01-JUN-2010 01:39:34	Twilight	49.500	25	35Lam Sco	1.6200	28000.	99	43143	No
24	GOM_NL__2PRFIN20100601_014121_000000482090_00003_43143_2385.N1	01-JUN-2010 01:41:21	Twilight	47.500	75	26Eps Sco	2.2910	4250.0	95	43143	No
25	GOM_NL__2PRFIN20100601_014323_000000432090_00003_43143_2386.N1	01-JUN-2010 01:43:23	Bright	43.000	136	23Tau Sco	2.8220	30000.	86	43143	No
26	GOM_NL__2PRFIN20100601_014529_000000402090_00003_43143_2387.N1	01-JUN-2010 01:45:29	Bright	40.000	80	7Del Sco	2.3160	30000.	80	43143	No
27	GOM_NL__2PRFIN20100601_014702_000000472090_00003_43143_2388.N1	01-JUN-2010 01:47:02	Bright	46.500	86	35Eta Oph	2.4300	10200.	93	43143	No
28	GOM_NL__2PRFIN20100601_014854_000000432090_00003_43143_2389.N1	01-JUN-2010 01:48:54	Bright	42.500	98	13Zet Oph	2.5710	30000.	85	43143	No
29	GOM_NL__2PRFIN20100601_015105_000000412090_00003_43143_2390.N1	01-JUN-2010 01:51:05	Bright	40.500	120	1Del Oph	2.7340	3200.0	81	43143	No
30	GOM_NL__2PRFIN20100601_015406_000000372090_00003_43143_2391.N1	01-JUN-2010 01:54:06	Bright	37.000	102	24Alp Ser	2.6000	4250.0	74	43143	No
31	GOM_NL__2PRFIN20100601_020000_000000392090_00003_43143_2392.N1	01-JUN-2010 02:00:00	Bright	38.500	67	5Alp CrB	2.2210	11000.	77	43143	No
32	GOM_NL__2PRFIN20100601_020241_000000432090_00003_43143_2393.N1	01-JUN-2010 02:02:41	Bright	43.000	133	40Zet Her	2.8070	6000.0	86	43143	No
33	GOM_NL__2PRFIN20100601_021037_000000372090_00003_43143_2394.N1	01-JUN-2010 02:10:37	Bright	36.500	119	14Eta Dra	2.7270	4700.0	73	43143	No
34	GOM_NL__2PRFIN20100601_022101_000000472090_00003_43143_2395.N1	01-JUN-2010 02:21:01	Bright	47.000	89	5Alp Cep	2.4510	8000.0	94	43143	No
35	GOM_NL__2PRFIN20100601_022600_000000372090_00003_43143_2396.N1	01-JUN-2010 02:26:00	Bright	37.000	76	27Gam Cas	2.3000	30000.	74	43143	No
36	GOM_NL__2PRFIN20100601_023345_000000482090_00003_43143_2397.N1	01-JUN-2010 02:33:45	Bright	48.000	53	43Bet And	2.0480	3300.0	96	43143	No
37	GOM_NL__2PRFIN20100601_023627_000000532090_00003_43143_2398.N1	01-JUN-2010 02:36:27	Twilight	53.000	58	21Alp And	2.0730	11000.	106	43143	No
38	GOM_NL__2PRFIN20100601_024123_000000522090_00003_43143_2399.N1	01-JUN-2010 02:41:23	Dark	51.500	140	88Gam Peg	2.8340	26000.	103	43143	No
39	GOM_NL__2PRFIN20100601_025022_000000502090_00003_43143_2400.N1	01-JUN-2010 02:50:22	Dark	49.500	52	16Bet Cet	2.0370	4500.0	99	43143	No
40	GOM_NL__2PRFIN20100601_025903_000000582090_00003_43143_2401.N1	01-JUN-2010 02:59:03	Dark	58.000	18	24Alp PsA	1.1660	9700.0	116	43143	No
41	GOM_NL__2PRFIN20100601_030223_000000482090_00004_43144_2387.N1	01-JUN-2010 03:02:23	Dark	48.000	63	Bet Gru	2.1500	2800.0	96	43144	No
42	GOM_NL__2PRFIN20100601_030415_000000452090_00004_43144_2388.N1	01-JUN-2010 03:04:15	Dark	45.000	31	Alp Gru	1.7340	15200.	90	43144	No

43	GOM_NL__2PRFIN20100601_030914_00000442090_00004_43144_2389.N1	01-JUN-2010 03:09:14	Straylight	43.500	45	Alp Pav	1.9400	26000.	87	43144	No
44	GOM_NL__2PRFIN20100601_031642_00000422090_00004_43144_2390.N1	01-JUN-2010 03:16:42	Straylight	42.000	147	Alp Ara	2.8770	26000.	84	43144	No
45	GOM_NL__2PRFIN20100601_031823_00000462090_00004_43144_2391.N1	01-JUN-2010 03:18:23	Straylight	46.000	40	The Sco	1.8590	7100.0	92	43144	No
46	GOM_NL__2PRFIN20100601_032010_00000482090_00004_43144_2392.N1	01-JUN-2010 03:20:10	Twi_and_stray	47.500	25	35Lam Sco	1.6200	28000.	95	43144	No
47	GOM_NL__2PRFIN20100601_032157_00000442090_00004_43144_2393.N1	01-JUN-2010 03:21:57	Twi_and_stray	43.500	75	26Eps Sco	2.2910	4250.0	87	43144	No
48	GOM_NL__2PRFIN20100601_032400_00000452090_00004_43144_2394.N1	01-JUN-2010 03:24:00	Bright	44.500	136	23Tau Sco	2.8220	30000.	89	43144	No
49	GOM_NL__2PRFIN20100601_032605_00000392090_00004_43144_2395.N1	01-JUN-2010 03:26:05	Bright	38.500	80	7Del Sco	2.3160	30000.	77	43144	No
50	GOM_NL__2PRFIN20100601_032738_00000482090_00004_43144_2396.N1	01-JUN-2010 03:27:38	Bright	48.000	86	35Eta Oph	2.4300	10200.	96	43144	No
51	GOM_NL__2PRFIN20100601_032930_00000432090_00004_43144_2397.N1	01-JUN-2010 03:29:30	Bright	42.500	98	13Zet Oph	2.5710	30000.	85	43144	No
52	GOM_NL__2PRFIN20100601_033141_00000402090_00004_43144_2398.N1	01-JUN-2010 03:31:41	Bright	40.000	120	1Del Oph	2.7340	3200.0	80	43144	No
53	GOM_NL__2PRFIN20100601_033442_00000372090_00004_43144_2399.N1	01-JUN-2010 03:34:42	Bright	37.000	102	24Alp Ser	2.6000	4250.0	74	43144	No
54	GOM_NL__2PRFIN20100601_034036_00000372090_00004_43144_2400.N1	01-JUN-2010 03:40:36	Bright	36.500	67	5Alp CrB	2.2210	11000.	73	43144	No
55	GOM_NL__2PRFIN20100601_034316_00000432090_00004_43144_2401.N1	01-JUN-2010 03:43:16	Bright	43.000	133	40Zet Her	2.8070	6000.0	86	43144	No
56	GOM_NL__2PRFIN20100601_035112_00000412090_00004_43144_2402.N1	01-JUN-2010 03:51:12	Bright	40.500	119	14Eta Dra	2.7270	4700.0	81	43144	No
57	GOM_NL__2PRFIN20100601_040137_00000462090_00004_43144_2403.N1	01-JUN-2010 04:01:37	Bright	46.000	89	5Alp Cep	2.4510	8000.0	92	43144	No
58	GOM_NL__2PRFIN20100601_040636_00000552090_00004_43144_2404.N1	01-JUN-2010 04:06:36	Bright	55.000	76	27Gam Cas	2.3000	30000.	110	43144	No
59	GOM_NL__2PRFIN20100601_041421_00000472090_00004_43144_2405.N1	01-JUN-2010 04:14:21	Bright	46.500	53	43Bet And	2.0480	3300.0	93	43144	No
60	GOM_NL__2PRFIN20100601_041702_00000532090_00004_43144_2406.N1	01-JUN-2010 04:17:02	Twi_and_stray	52.500	58	21Alp And	2.0730	11000.	105	43144	No
61	GOM_NL__2PRFIN20100601_042159_00000512090_00004_43144_2407.N1	01-JUN-2010 04:21:59	Dark	50.500	140	88Gam Peg	2.8340	26000.	101	43144	No
62	GOM_NL__2PRFIN20100601_043059_00000492090_00004_43144_2408.N1	01-JUN-2010 04:30:59	Dark	48.500	52	16Bet Cet	2.0370	4500.0	97	43144	No
63	GOM_NL__2PRFIN20100601_043940_00000542090_00004_43144_2409.N1	01-JUN-2010 04:39:40	Dark	54.000	18	24Alp PsA	1.1660	9700.0	108	43144	No
64	GOM_NL__2PRFIN20100601_044300_00000612090_00005_43145_2395.N1	01-JUN-2010 04:43:00	Dark	60.500	63	Bet Gru	2.1500	2800.0	121	43145	No
65	GOM_NL__2PRFIN20100601_044452_00000482090_00005_43145_2396.N1	01-JUN-2010 04:44:52	Dark	47.500	31	Alp Gru	1.7340	15200.	95	43145	No
66	GOM_NL__2PRFIN20100601_044951_00000432090_00005_43145_2397.N1	01-JUN-2010 04:49:51	Straylight	43.000	45	Alp Pav	1.9400	26000.	86	43145	No
67	GOM_NL__2PRFIN20100601_045718_00000392090_00005_43145_2398.N1	01-JUN-2010 04:57:18	Straylight	38.500	147	Alp Ara	2.8770	26000.	77	43145	No
68	GOM_NL__2PRFIN20100601_045859_00000472090_00005_43145_2399.N1	01-JUN-2010 04:58:59	Straylight	46.500	40	The Sco	1.8590	7100.0	93	43145	No
69	GOM_NL__2PRFIN20100601_050047_00000492090_00005_43145_2400.N1	01-JUN-2010 05:00:47	Twi_and_stray	49.000	25	35Lam Sco	1.6200	28000.	98	43145	No
70	GOM_NL__2PRFIN20100601_050233_00000492090_00005_43145_2401.N1	01-JUN-2010 05:02:33	Twi_and_stray	48.500	75	26Eps Sco	2.2910	4250.0	97	43145	No
71	GOM_NL__2PRFIN20100601_050436_00000462090_00005_43145_2402.N1	01-JUN-2010 05:04:36	Bright	46.000	136	23Tau Sco	2.8220	30000.	92	43145	No
72	GOM_NL__2PRFIN20100601_050641_00000432090_00005_43145_2403.N1	01-JUN-2010 05:06:41	Bright	43.000	80	7Del Sco	2.3160	30000.	86	43145	No
73	GOM_NL__2PRFIN20100601_050814_00000472090_00005_43145_2404.N1	01-JUN-2010 05:08:14	Bright	46.500	86	35Eta Oph	2.4300	10200.	93	43145	No
74	GOM_NL__2PRFIN20100601_051006_00000422090_00005_43145_2405.N1	01-JUN-2010 05:10:06	Bright	41.500	98	13Zet Oph	2.5710	30000.	83	43145	No
75	GOM_NL__2PRFIN20100601_051217_00000402090_00005_43145_2406.N1	01-JUN-2010 05:12:17	Bright	40.000	120	1Del Oph	2.7340	3200.0	80	43145	No
76	GOM_NL__2PRFIN20100601_051518_00000372090_00005_43145_2407.N1	01-JUN-2010 05:15:18	Bright	37.000	102	24Alp Ser	2.6000	4250.0	74	43145	No
77	GOM_NL__2PRFIN20100601_052112_00000372090_00005_43145_2408.N1	01-JUN-2010 05:21:12	Bright	36.500	67	5Alp CrB	2.2210	11000.	73	43145	No
78	GOM_NL__2PRFIN20100601_052352_00000442090_00005_43145_2409.N1	01-JUN-2010 05:23:52	Bright	44.000	133	40Zet Her	2.8070	6000.0	88	43145	No
79	GOM_NL__2PRFIN20100601_053148_00000412090_00005_43145_2410.N1	01-JUN-2010 05:31:48	Bright	40.500	119	14Eta Dra	2.7270	4700.0	81	43145	No
80	GOM_NL__2PRFIN20100601_054212_00000462090_00005_43145_2411.N1	01-JUN-2010 05:42:12	Bright	45.500	89	5Alp Cep	2.4510	8000.0	91	43145	No
81	GOM_NL__2PRFIN20100601_054712_00000452090_00005_43145_2412.N1	01-JUN-2010 05:47:12	Bright	45.000	76	27Gam Cas	2.3000	30000.	90	43145	No
82	GOM_NL__2PRFIN20100601_055457_00000522090_00005_43145_2413.N1	01-JUN-2010 05:54:57	Bright	51.500	53	43Bet And	2.0480	3300.0	103	43145	No
83	GOM_NL__2PRFIN20100601_055739_00000522090_00005_43145_2414.N1	01-JUN-2010 05:57:39	Twi_and_stray	52.000	58	21Alp And	2.0730	11000.	104	43145	No
84	GOM_NL__2PRFIN20100601_060236_00000522090_00005_43145_2415.N1	01-JUN-2010 06:02:36	Dark	52.000	140	88Gam Peg	2.8340	26000.	104	43145	No
85	GOM_NL__2PRFIN20100601_061135_00000502090_00005_43145_2416.N1	01-JUN-2010 06:11:35	Dark	50.000	52	16Bet Cet	2.0370	4500.0	100	43145	No
86	GOM_NL__2PRFIN20100601_062017_00000672090_00005_43145_2417.N1	01-JUN-2010 06:20:17	Dark	67.000	18	24Alp PsA	1.1660	9700.0	134	43145	No
87	GOM_NL__2PRFIN20100601_062337_00000572090_00006_43146_2403.N1	01-JUN-2010 06:23:37	Dark	56.500	63	Bet Gru	2.1500	2800.0	113	43146	No
88	GOM_NL__2PRFIN20100601_062529_00000462090_00006_43146_2404.N1	01-JUN-2010 06:25:29	Dark	45.500	31	Alp Gru	1.7340	15200.	91	43146	No
89	GOM_NL__2PRFIN20100601_063028_00000432090_00006_43146_2405.N1	01-JUN-2010 06:30:28	Straylight	42.500	45	Alp Pav	1.9400	26000.	85	43146	No
90	GOM_NL__2PRFIN20100601_063754_00000412090_00006_43146_2406.N1	01-JUN-2010 06:37:54	Straylight	41.000	147	Alp Ara	2.8770	26000.	82	43146	No
91	GOM_NL__2PRFIN20100601_063936_00000462090_00006_43146_2407.N1	01-JUN-2010 06:39:36	Straylight	45.500	40	The Sco	1.8590	7100.0	91	43146	No
92	GOM_NL__2PRFIN20100601_064124_00000512090_00006_43146_2408.N1	01-JUN-2010 06:41:24	Twi_and_stray	51.000	25	35Lam Sco	1.6200	28000.	102	43146	No
93	GOM_NL__2PRFIN20100601_064310_00000482090_00006_43146_2409.N1	01-JUN-2010 06:43:10	Twi_and_stray	47.500	75	26Eps Sco	2.2910	4250.0	95	43146	No
94	GOM_NL__2PRFIN20100601_064512_00000422090_00006_43146_2410.N1	01-JUN-2010 06:45:12	Bright	42.000	136	23Tau Sco	2.8220	30000.	84	43146	No
95	GOM_NL__2PRFIN20100601_064717_00000412090_00006_43146_2411.N1	01-JUN-2010 06:47:17	Bright	41.000	80	7Del Sco	2.3160	30000.	82	43146	No
96	GOM_NL__2PRFIN20100601_064850_00000462090_00006_43146_2412.N1	01-JUN-2010 06:48:50	Bright	45.500	86	35Eta Oph	2.4300	10200.	91	43146	No
97	GOM_NL__2PRFIN20100601_065042_00000422090_00006_43146_2413.N1	01-JUN-2010 06:50:42	Bright	42.000	98	13Zet Oph	2.5710	30000.	84	43146	No
98	GOM_NL__2PRFIN20100601_065253_00000412090_00006_43146_2414.N1	01-JUN-2010 06:52:53	Bright	40.500	120	1Del Oph	2.7340	3200.0	81	43146	No
99	GOM_NL__2PRFIN20100601_065554_00000372090_00006_43146_2415.N1	01-JUN-2010 06:55:54	Bright	37.000	102	24Alp Ser	2.6000	4250.0	74	43146	No
100	GOM_NL__2PRFIN20100601_070148_00000402090_00006_43146_2416.N1	01-JUN-2010 07:01:48	Bright	39.500	67	5Alp CrB	2.2210	11000.	79	43146	No
101	GOM_NL__2PRFIN20100601_070427_00000612090_00006_43146_2417.N1	01-JUN-2010 07:04:27	Bright	61.000	133	40Zet Her	2.8070	6000.0	122	43146	No

102	GOM_NL__2PRFIN20100601_071224_000000392090_00006_43146_2418.N1	01-JUN-2010 07:12:24	Bright	39.000	119	14Eta Dra	2.7270	4700.0	78	43146	No
103	GOM_NL__2PRFIN20100601_072247_000000452090_00006_43146_2419.N1	01-JUN-2010 07:22:47	Bright	44.500	89	5Alp Cep	2.4510	8000.0	89	43146	No
104	GOM_NL__2PRFIN20100601_072748_000000522090_00006_43146_2420.N1	01-JUN-2010 07:27:48	Bright	52.000	76	27Gam Cas	2.3000	30000.	104	43146	No
105	GOM_NL__2PRFIN20100601_073533_000000572090_00006_43146_2421.N1	01-JUN-2010 07:35:33	Bright	57.000	53	43Bet And	2.0480	3300.0	114	43146	No
106	GOM_NL__2PRFIN20100601_073815_000000562090_00006_43146_2422.N1	01-JUN-2010 07:38:15	Twi_and_stray	56.000	58	21Alp And	2.0730	11000.	112	43146	No
107	GOM_NL__2PRFIN20100601_074312_000000502090_00006_43146_2423.N1	01-JUN-2010 07:43:12	Dark	50.000	140	88Gam Peg	2.8340	26000.	100	43146	No
108	GOM_NL__2PRFIN20100601_075212_000000472090_00006_43146_2424.N1	01-JUN-2010 07:52:12	Dark	46.500	52	16Bet Cet	2.0370	4500.0	93	43146	No
109	GOM_NL__2PRFIN20100601_075854_000000432090_00006_43146_2425.N1	01-JUN-2010 07:58:54	Dark	43.000	84	Alp Phe	2.3970	4500.0	86	43146	No
110	GOM_NL__2PRFIN20100601_080054_000000542090_00006_43146_2426.N1	01-JUN-2010 08:00:54	Dark	53.500	18	24Alp PsA	1.1660	9700.0	107	43146	No
111	GOM_NL__2PRFIN20100601_080414_000000612090_00007_43147_2414.N1	01-JUN-2010 08:04:14	Dark	61.000	63	Bet Gru	2.1500	2800.0	122	43147	No
112	GOM_NL__2PRFIN20100601_080606_000000442090_00007_43147_2415.N1	01-JUN-2010 08:06:06	Dark	44.000	31	Alp Gru	1.7340	15200.	88	43147	No
113	GOM_NL__2PRFIN20100601_081104_000000432090_00007_43147_2416.N1	01-JUN-2010 08:11:04	Straylight	42.500	45	Alp Pav	1.9400	26000.	85	43147	No
114	GOM_NL__2PRFIN20100601_081830_000000422090_00007_43147_2417.N1	01-JUN-2010 08:18:30	Straylight	41.500	147	Alp Ara	2.8770	26000.	83	43147	No
115	GOM_NL__2PRFIN20100601_082012_000000462090_00007_43147_2418.N1	01-JUN-2010 08:20:12	Straylight	45.500	40	The Sco	1.8590	7100.0	91	43147	No
116	GOM_NL__2PRFIN20100601_082200_000000482090_00007_43147_2419.N1	01-JUN-2010 08:22:00	Twi_and_stray	47.500	25	35Lam Sco	1.6200	28000.	95	43147	No
117	GOM_NL__2PRFIN20100601_082346_000000482090_00007_43147_2420.N1	01-JUN-2010 08:23:46	Twi_and_stray	47.500	75	26Eps Sco	2.2910	4250.0	95	43147	No
118	GOM_NL__2PRFIN20100601_082548_000000452090_00007_43147_2421.N1	01-JUN-2010 08:25:48	Bright	44.500	136	23Tau Sco	2.8220	30000.	89	43147	No
119	GOM_NL__2PRFIN20100601_082753_000000432090_00007_43147_2422.N1	01-JUN-2010 08:27:53	Bright	42.500	80	7Del Sco	2.3160	30000.	85	43147	No
120	GOM_NL__2PRFIN20100601_082926_000000462090_00007_43147_2423.N1	01-JUN-2010 08:29:26	Bright	46.000	86	35Eta Oph	2.4300	10200.	92	43147	No
121	GOM_NL__2PRFIN20100601_083118_000000432090_00007_43147_2424.N1	01-JUN-2010 08:31:18	Bright	42.500	98	13Zet Oph	2.5710	30000.	85	43147	No
122	GOM_NL__2PRFIN20100601_083329_000000422090_00007_43147_2425.N1	01-JUN-2010 08:33:29	Bright	41.500	120	1Del Oph	2.7340	3200.0	83	43147	No
123	GOM_NL__2PRFIN20100601_083630_000000372090_00007_43147_2426.N1	01-JUN-2010 08:36:30	Bright	37.000	102	24Alp Ser	2.6000	4250.0	74	43147	No
124	GOM_NL__2PRFIN20100601_084224_000000412090_00007_43147_2427.N1	01-JUN-2010 08:42:24	Bright	40.500	67	5Alp CrB	2.2210	11000.	81	43147	No
125	GOM_NL__2PRFIN20100601_084503_000000422090_00007_43147_2428.N1	01-JUN-2010 08:45:03	Bright	42.000	133	40Zet Her	2.8070	6000.0	84	43147	No
126	GOM_NL__2PRFIN20100601_085259_000000422090_00007_43147_2429.N1	01-JUN-2010 08:52:59	Bright	41.500	119	14Eta Dra	2.7270	4700.0	83	43147	No
127	GOM_NL__2PRFIN20100601_090323_000000452090_00007_43147_2430.N1	01-JUN-2010 09:03:23	Bright	45.000	89	5Alp Cep	2.4510	8000.0	90	43147	No
128	GOM_NL__2PRFIN20100601_090824_000000512090_00007_43147_2431.N1	01-JUN-2010 09:08:24	Bright	51.000	76	27Gam Cas	2.3000	30000.	102	43147	No
129	GOM_NL__2PRFIN20100601_091609_000000462090_00007_43147_2432.N1	01-JUN-2010 09:16:09	Bright	46.000	53	43Bet And	2.0480	3300.0	92	43147	No
130	GOM_NL__2PRFIN20100601_091851_000000542090_00007_43147_2433.N1	01-JUN-2010 09:18:51	Twi_and_stray	53.500	58	21Alp And	2.0730	11000.	107	43147	No
131	GOM_NL__2PRFIN20100601_092349_000000492090_00007_43147_2434.N1	01-JUN-2010 09:23:49	Dark	49.000	140	88Gam Peg	2.8340	26000.	98	43147	No
132	GOM_NL__2PRFIN20100601_093248_000000472090_00007_43147_2435.N1	01-JUN-2010 09:32:48	Dark	47.000	52	16Bet Cet	2.0370	4500.0	94	43147	No
133	GOM_NL__2PRFIN20100601_093930_000000452090_00007_43147_2436.N1	01-JUN-2010 09:39:30	Dark	44.500	84	Alp Phe	2.3970	4500.0	89	43147	No
134	GOM_NL__2PRFIN20100601_094132_000000602090_00007_43147_2437.N1	01-JUN-2010 09:41:32	Dark	60.000	18	24Alp PsA	1.1660	9700.0	120	43147	No
135	GOM_NL__2PRFIN20100601_094450_000000622090_00008_43148_2422.N1	01-JUN-2010 09:44:50	Dark	62.000	63	Bet Gru	2.1500	2800.0	124	43148	No
136	GOM_NL__2PRFIN20100601_094643_000000462090_00008_43148_2423.N1	01-JUN-2010 09:46:43	Dark	45.500	31	Alp Gru	1.7340	15200.	91	43148	No
137	GOM_NL__2PRFIN20100601_095141_000000442090_00008_43148_2424.N1	01-JUN-2010 09:51:41	Straylight	43.500	45	Alp Pav	1.9400	26000.	87	43148	No
138	GOM_NL__2PRFIN20100601_095907_000000402090_00008_43148_2425.N1	01-JUN-2010 09:59:07	Straylight	39.500	147	Alp Ara	2.8770	26000.	79	43148	No
139	GOM_NL__2PRFIN20100601_100048_000000462090_00008_43148_2426.N1	01-JUN-2010 10:00:48	Straylight	45.500	40	The Sco	1.8590	7100.0	91	43148	No
140	GOM_NL__2PRFIN20100601_100236_000000492090_00008_43148_2427.N1	01-JUN-2010 10:02:36	Twi_and_stray	48.500	25	35Lam Sco	1.6200	28000.	97	43148	No
141	GOM_NL__2PRFIN20100601_100422_000000472090_00008_43148_2428.N1	01-JUN-2010 10:04:22	Twi_and_stray	47.000	75	26Eps Sco	2.2910	4250.0	94	43148	No
142	GOM_NL__2PRFIN20100601_100624_000000442090_00008_43148_2429.N1	01-JUN-2010 10:06:24	Bright	44.000	136	23Tau Sco	2.8220	30000.	88	43148	No
143	GOM_NL__2PRFIN20100601_100829_000000412090_00008_43148_2430.N1	01-JUN-2010 10:08:29	Bright	41.000	80	7Del Sco	2.3160	30000.	82	43148	No
144	GOM_NL__2PRFIN20100601_101002_000000472090_00008_43148_2431.N1	01-JUN-2010 10:10:02	Bright	46.500	86	35Eta Oph	2.4300	10200.	93	43148	No
145	GOM_NL__2PRFIN20100601_101154_000000432090_00008_43148_2432.N1	01-JUN-2010 10:11:54	Bright	42.500	98	13Zet Oph	2.5710	30000.	85	43148	No
146	GOM_NL__2PRFIN20100601_101405_000000402090_00008_43148_2433.N1	01-JUN-2010 10:14:05	Bright	39.500	120	1Del Oph	2.7340	3200.0	79	43148	No
147	GOM_NL__2PRFIN20100601_101706_000000372090_00008_43148_2434.N1	01-JUN-2010 10:17:06	Bright	37.000	102	24Alp Ser	2.6000	4250.0	74	43148	No
148	GOM_NL__2PRFIN20100601_102259_000000382090_00008_43148_2435.N1	01-JUN-2010 10:22:59	Bright	38.000	67	5Alp CrB	2.2210	11000.	76	43148	No
149	GOM_NL__2PRFIN20100601_102538_000000452090_00008_43148_2436.N1	01-JUN-2010 10:25:38	Bright	44.500	133	40Zet Her	2.8070	6000.0	89	43148	No
150	GOM_NL__2PRFIN20100601_103335_000000402090_00008_43148_2437.N1	01-JUN-2010 10:33:35	Bright	40.000	119	14Eta Dra	2.7270	4700.0	80	43148	No
151	GOM_NL__2PRFIN20100601_104358_000000442090_00008_43148_2438.N1	01-JUN-2010 10:43:58	Bright	44.000	89	5Alp Cep	2.4510	8000.0	88	43148	No
152	GOM_NL__2PRFIN20100601_104900_000000482090_00008_43148_2439.N1	01-JUN-2010 10:49:00	Bright	47.500	76	27Gam Cas	2.3000	30000.	95	43148	No
153	GOM_NL__2PRFIN20100601_105645_000000462090_00008_43148_2440.N1	01-JUN-2010 10:56:45	Bright	46.000	53	43Bet And	2.0480	3300.0	92	43148	No
154	GOM_NL__2PRFIN20100601_105927_000000552090_00008_43148_2441.N1	01-JUN-2010 10:59:27	Twi_and_stray	54.500	58	21Alp And	2.0730	11000.	109	43148	No
155	GOM_NL__2PRFIN20100601_110425_000000532090_00008_43148_2442.N1	01-JUN-2010 11:04:25	Dark	53.000	140	88Gam Peg	2.8340	26000.	106	43148	No
156	GOM_NL__2PRFIN20100601_111325_000000472090_00008_43148_2443.N1	01-JUN-2010 11:13:25	Dark	46.500	52	16Bet Cet	2.0370	4500.0	93	43148	No
157	GOM_NL__2PRFIN20100601_112006_000000452090_00008_43148_2444.N1	01-JUN-2010 11:20:06	Dark	44.500	84	Alp Phe	2.3970	4500.0	89	43148	No
158	GOM_NL__2PRFIN20100601_112209_000000622090_00008_43148_2445.N1	01-JUN-2010 11:22:09	Dark	62.000	18	24Alp PsA	1.1660	9700.0	124	43148	No
159	GOM_NL__2PRFIN20100601_112527_000000462090_00009_43149_2434.N1	01-JUN-2010 11:25:27	Dark	46.000	63	Bet Gru	2.1500	2800.0	92	43149	No
160	GOM_NL__2PRFIN20100601_112719_000000472090_00009_43149_2435.N1	01-JUN-2010 11:27:19	Dark	47.000	31	Alp Gru	1.7340	15200.	94	43149	No

161	GOM_NL__2PRFIN20100601_113218_00000422090_00009_43149_2436.N1	01-JUN-2010 11:32:18	Straylight	41.500	45	Alp Pav	1.9400	26000.	83	43149	No
162	GOM_NL__2PRFIN20100601_113943_00000412090_00009_43149_2437.N1	01-JUN-2010 11:39:43	Straylight	40.500	147	Alp Ara	2.8770	26000.	81	43149	No
163	GOM_NL__2PRFIN20100601_114125_00000502090_00009_43149_2438.N1	01-JUN-2010 11:41:25	Straylight	49.500	40	The Sco	1.8590	7100.0	99	43149	No
164	GOM_NL__2PRFIN20100601_114312_00000502090_00009_43149_2439.N1	01-JUN-2010 11:43:12	Tw_i_and_stray	50.000	25	35Lam Sco	1.6200	28000.	100	43149	No
165	GOM_NL__2PRFIN20100601_114459_00000452090_00009_43149_2440.N1	01-JUN-2010 11:44:59	Tw_i_and_stray	44.500	75	26Eps Sco	2.2910	4250.0	89	43149	No
166	GOM_NL__2PRFIN20100601_114701_00000492090_00009_43149_2441.N1	01-JUN-2010 11:47:01	Bright	49.000	136	23Tau Sco	2.8220	30000.	98	43149	No
167	GOM_NL__2PRFIN20100601_114905_00000412090_00009_43149_2442.N1	01-JUN-2010 11:49:05	Bright	41.000	80	7Del Sco	2.3160	30000.	82	43149	No
168	GOM_NL__2PRFIN20100601_115038_00000462090_00009_43149_2443.N1	01-JUN-2010 11:50:38	Bright	46.000	86	35Eta Oph	2.4300	10200.	92	43149	No
169	GOM_NL__2PRFIN20100601_115229_00000412090_00009_43149_2444.N1	01-JUN-2010 11:52:29	Bright	41.000	98	13Zet Oph	2.5710	30000.	82	43149	No
170	GOM_NL__2PRFIN20100601_115441_00000402090_00009_43149_2445.N1	01-JUN-2010 11:54:41	Bright	40.000	120	1Del Oph	2.7340	3200.0	80	43149	No
171	GOM_NL__2PRFIN20100601_115742_00000372090_00009_43149_2446.N1	01-JUN-2010 11:57:42	Bright	37.000	102	24Alp Ser	2.6000	4250.0	74	43149	No
172	GOM_NL__2PRFIN20100601_120335_00000392090_00009_43149_2447.N1	01-JUN-2010 12:03:35	Bright	38.500	67	5Alp CrB	2.2210	11000.	77	43149	No
173	GOM_NL__2PRFIN20100601_120614_00000422090_00009_43149_2448.N1	01-JUN-2010 12:06:14	Bright	42.000	133	40Zet Her	2.8070	6000.0	84	43149	No
174	GOM_NL__2PRFIN20100601_121410_00000422090_00009_43149_2449.N1	01-JUN-2010 12:14:10	Bright	41.500	119	14Eta Dra	2.7270	4700.0	83	43149	No
175	GOM_NL__2PRFIN20100601_122936_00000562090_00009_43149_2450.N1	01-JUN-2010 12:29:36	Bright	56.000	76	27Gam Cas	2.3000	30000.	112	43149	No
176	GOM_NL__2PRFIN20100601_123721_00000572090_00009_43149_2451.N1	01-JUN-2010 12:37:21	Bright	57.000	53	43Bet And	2.0480	3300.0	114	43149	No
177	GOM_NL__2PRFIN20100601_124003_00000562090_00009_43149_2452.N1	01-JUN-2010 12:40:03	Tw_i_and_stray	55.500	58	21Alp And	2.0730	11000.	111	43149	No
178	GOM_NL__2PRFIN20100601_124501_00000512090_00009_43149_2453.N1	01-JUN-2010 12:45:01	Dark	51.000	140	88Gam Peg	2.8340	26000.	102	43149	No
179	GOM_NL__2PRFIN20100601_125402_00000472090_00009_43149_2454.N1	01-JUN-2010 12:54:02	Dark	46.500	52	16Bet Cet	2.0370	4500.0	93	43149	No
180	GOM_NL__2PRFIN20100601_130043_00000462090_00009_43149_2455.N1	01-JUN-2010 13:00:43	Dark	45.500	84	Alp Phe	2.3970	4500.0	91	43149	No
181	GOM_NL__2PRFIN20100601_130246_00000662090_00009_43149_2456.N1	01-JUN-2010 13:02:46	Dark	66.000	18	24Alp PsA	1.1660	9700.0	132	43149	No
182	GOM_NL__2PRFIN20100601_130604_00000572090_00010_43150_2442.N1	01-JUN-2010 13:06:04	Dark	57.000	63	Bet Gru	2.1500	2800.0	114	43150	No
183	GOM_NL__2PRFIN20100601_130756_00000522090_00010_43150_2443.N1	01-JUN-2010 13:07:56	Dark	52.000	31	Alp Gru	1.7340	15200.	104	43150	No
184	GOM_NL__2PRFIN20100601_131254_00000432090_00010_43150_2444.N1	01-JUN-2010 13:12:54	Straylight	42.500	45	Alp Pav	1.9400	26000.	85	43150	No
185	GOM_NL__2PRFIN20100601_132020_00000422090_00010_43150_2445.N1	01-JUN-2010 13:20:20	Straylight	42.000	147	Alp Ara	2.8770	26000.	84	43150	No
186	GOM_NL__2PRFIN20100601_132201_00000482090_00010_43150_2446.N1	01-JUN-2010 13:22:01	Straylight	47.500	40	The Sco	1.8590	7100.0	95	43150	No
187	GOM_NL__2PRFIN20100601_132349_00000492090_00010_43150_2447.N1	01-JUN-2010 13:23:49	Tw_i_and_stray	49.000	25	35Lam Sco	1.6200	28000.	98	43150	No
188	GOM_NL__2PRFIN20100601_132535_00000472090_00010_43150_2448.N1	01-JUN-2010 13:25:35	Tw_i_and_stray	46.500	75	26Eps Sco	2.2910	4250.0	93	43150	No
189	GOM_NL__2PRFIN20100601_132737_00000502090_00010_43150_2449.N1	01-JUN-2010 13:27:37	Bright	50.000	136	23Tau Sco	2.8220	30000.	100	43150	No
190	GOM_NL__2PRFIN20100601_132941_00000402090_00010_43150_2450.N1	01-JUN-2010 13:29:41	Bright	40.000	80	7Del Sco	2.3160	30000.	80	43150	No
191	GOM_NL__2PRFIN20100601_133114_00000472090_00010_43150_2451.N1	01-JUN-2010 13:31:14	Bright	46.500	86	35Eta Oph	2.4300	10200.	93	43150	No
192	GOM_NL__2PRFIN20100601_133305_00000432090_00010_43150_2452.N1	01-JUN-2010 13:33:05	Bright	42.500	98	13Zet Oph	2.5710	30000.	85	43150	No
193	GOM_NL__2PRFIN20100601_133517_00000402090_00010_43150_2453.N1	01-JUN-2010 13:35:17	Bright	39.500	120	1Del Oph	2.7340	3200.0	79	43150	No
194	GOM_NL__2PRFIN20100601_133817_00000372090_00010_43150_2454.N1	01-JUN-2010 13:38:17	Bright	36.500	102	24Alp Ser	2.6000	4250.0	73	43150	No
195	GOM_NL__2PRFIN20100601_134411_00000392090_00010_43150_2455.N1	01-JUN-2010 13:44:11	Bright	39.000	67	5Alp CrB	2.2210	11000.	78	43150	No
196	GOM_NL__2PRFIN20100601_134649_00000422090_00010_43150_2456.N1	01-JUN-2010 13:46:49	Bright	41.500	133	40Zet Her	2.8070	6000.0	83	43150	No
197	GOM_NL__2PRFIN20100601_135446_00000412090_00010_43150_2457.N1	01-JUN-2010 13:54:46	Bright	40.500	119	14Eta Dra	2.7270	4700.0	81	43150	No
198	GOM_NL__2PRFIN20100601_140509_00000432090_00010_43150_2458.N1	01-JUN-2010 14:05:09	Bright	43.000	89	5Alp Cep	2.4510	8000.0	86	43150	No
199	GOM_NL__2PRFIN20100601_141011_00000562090_00010_43150_2459.N1	01-JUN-2010 14:10:11	Bright	56.000	76	27Gam Cas	2.3000	30000.	112	43150	No
200	GOM_NL__2PRFIN20100601_141757_00000542090_00010_43150_2460.N1	01-JUN-2010 14:17:57	Bright	54.000	53	43Bet And	2.0480	3300.0	108	43150	No
201	GOM_NL__2PRFIN20100601_142039_00000552090_00010_43150_2461.N1	01-JUN-2010 14:20:39	Tw_i_and_stray	54.500	58	21Alp And	2.0730	11000.	109	43150	No
202	GOM_NL__2PRFIN20100601_142538_00000512090_00010_43150_2462.N1	01-JUN-2010 14:25:38	Dark	51.000	140	88Gam Peg	2.8340	26000.	102	43150	No
203	GOM_NL__2PRFIN20100601_143438_00000522090_00010_43150_2463.N1	01-JUN-2010 14:34:38	Dark	51.500	52	16Bet Cet	2.0370	4500.0	103	43150	No
204	GOM_NL__2PRFIN20100601_144120_00000502090_00010_43150_2464.N1	01-JUN-2010 14:41:20	Dark	50.000	84	Alp Phe	2.3970	4500.0	100	43150	No
205	GOM_NL__2PRFIN20100601_144323_00000552090_00010_43150_2465.N1	01-JUN-2010 14:43:23	Dark	54.500	18	24Alp PsA	1.1660	9700.0	109	43150	No
206	GOM_NL__2PRFIN20100601_144640_00000562090_00011_43151_2452.N1	01-JUN-2010 14:46:40	Dark	56.000	63	Bet Gru	2.1500	2800.0	112	43151	No
207	GOM_NL__2PRFIN20100601_144833_00000462090_00011_43151_2453.N1	01-JUN-2010 14:48:33	Dark	46.000	31	Alp Gru	1.7340	15200.	92	43151	No
208	GOM_NL__2PRFIN20100601_145331_00000422090_00011_43151_2454.N1	01-JUN-2010 14:53:31	Straylight	42.000	45	Alp Pav	1.9400	26000.	84	43151	No
209	GOM_NL__2PRFIN20100601_150056_00000452090_00011_43151_2455.N1	01-JUN-2010 15:00:56	Straylight	44.500	147	Alp Ara	2.8770	26000.	89	43151	No
210	GOM_NL__2PRFIN20100601_150237_00000472090_00011_43151_2456.N1	01-JUN-2010 15:02:37	Straylight	46.500	40	The Sco	1.8590	7100.0	93	43151	No
211	GOM_NL__2PRFIN20100601_150425_00000482090_00011_43151_2457.N1	01-JUN-2010 15:04:25	Tw_i_and_stray	48.000	25	35Lam Sco	1.6200	28000.	96	43151	No
212	GOM_NL__2PRFIN20100601_150611_00000452090_00011_43151_2458.N1	01-JUN-2010 15:06:11	Tw_i_and_stray	45.000	75	26Eps Sco	2.2910	4250.0	90	43151	No
213	GOM_NL__2PRFIN20100601_150812_00000512090_00011_43151_2459.N1	01-JUN-2010 15:08:12	Bright	51.000	136	23Tau Sco	2.8220	30000.	102	43151	No
214	GOM_NL__2PRFIN20100601_151150_00000472090_00011_43151_2460.N1	01-JUN-2010 15:11:50	Bright	47.000	86	35Eta Oph	2.4300	10200.	94	43151	No
215	GOM_NL__2PRFIN20100601_151341_00000422090_00011_43151_2461.N1	01-JUN-2010 15:13:41	Bright	42.000	98	13Zet Oph	2.5710	30000.	84	43151	No
216	GOM_NL__2PRFIN20100601_151553_00000392090_00011_43151_2462.N1	01-JUN-2010 15:15:53	Bright	39.000	120	1Del Oph	2.7340	3200.0	78	43151	No
217	GOM_NL__2PRFIN20100601_151853_00000372090_00011_43151_2463.N1	01-JUN-2010 15:18:53	Bright	37.000	102	24Alp Ser	2.6000	4250.0	74	43151	No
218	GOM_NL__2PRFIN20100601_152447_00000382090_00011_43151_2464.N1	01-JUN-2010 15:24:47	Bright	37.500	67	5Alp CrB	2.2210	11000.	75	43151	No
219	GOM_NL__2PRFIN20100601_152724_00000432090_00011_43151_2465.N1	01-JUN-2010 15:27:24	Bright	43.000	133	40Zet Her	2.8070	6000.0	86	43151	No

220	GOM_NL__2PRFIN20100601_153522_000000402090_00011_43151_2466.N1	01-JUN-2010 15:35:22	Bright	40.000	119	14Eta Dra	2.7270	4700.0	80	43151	No
221	GOM_NL__2PRFIN20100601_154544_000000432090_00011_43151_2467.N1	01-JUN-2010 15:45:44	Bright	43.000	89	5Alp Cep	2.4510	8000.0	86	43151	No
222	GOM_NL__2PRFIN20100601_155047_000000562090_00011_43151_2468.N1	01-JUN-2010 15:50:47	Bright	56.000	76	27Gam Cas	2.3000	30000.	112	43151	No
223	GOM_NL__2PRFIN20100601_155833_000000512090_00011_43151_2469.N1	01-JUN-2010 15:58:33	Bright	50.500	53	43Bet And	2.0480	3300.0	101	43151	No
224	GOM_NL__2PRFIN20100601_160116_000000552090_00011_43151_2470.N1	01-JUN-2010 16:01:16	Twi_and_stray	55.000	58	21Alp And	2.0730	11000.	110	43151	No
225	GOM_NL__2PRFIN20100601_160614_000000532090_00011_43151_2471.N1	01-JUN-2010 16:06:14	Dark	52.500	140	88Gam Peg	2.8340	26000.	105	43151	No
226	GOM_NL__2PRFIN20100601_161515_000000462090_00011_43151_2472.N1	01-JUN-2010 16:15:15	Dark	46.000	52	16Bet Cet	2.0370	4500.0	92	43151	No
227	GOM_NL__2PRFIN20100601_162156_000000432090_00011_43151_2473.N1	01-JUN-2010 16:21:56	Dark	43.000	84	Alp Phe	2.3970	4500.0	86	43151	No
228	GOM_NL__2PRFIN20100601_162401_000000632090_00011_43151_2474.N1	01-JUN-2010 16:24:01	Dark	63.000	18	24Alp PsA	1.1660	9700.0	126	43151	No
229	GOM_NL__2PRFIN20100601_162717_000000512090_00012_43152_2460.N1	01-JUN-2010 16:27:17	Dark	50.500	63	Bet Gru	2.1500	2800.0	101	43152	No
230	GOM_NL__2PRFIN20100601_162910_000000472090_00012_43152_2461.N1	01-JUN-2010 16:29:10	Dark	47.000	31	Alp Gru	1.7340	15200.	94	43152	No
231	GOM_NL__2PRFIN20100601_163407_000000432090_00012_43152_2462.N1	01-JUN-2010 16:34:07	Straylight	42.500	45	Alp Pav	1.9400	26000.	85	43152	No
232	GOM_NL__2PRFIN20100601_164132_000000392090_00012_43152_2463.N1	01-JUN-2010 16:41:32	Straylight	38.500	147	Alp Ara	2.8770	26000.	77	43152	No
233	GOM_NL__2PRFIN20100601_164314_000000472090_00012_43152_2464.N1	01-JUN-2010 16:43:14	Straylight	47.000	40	The Sco	1.8590	7100.0	94	43152	No
234	GOM_NL__2PRFIN20100601_164502_000000482090_00012_43152_2465.N1	01-JUN-2010 16:45:02	Twi_and_stray	47.500	25	35Lam Sco	1.6200	28000.	95	43152	No
235	GOM_NL__2PRFIN20100601_164647_000000482090_00012_43152_2466.N1	01-JUN-2010 16:46:47	Twi_and_stray	48.000	75	26Eps Sco	2.2910	4250.0	96	43152	No
236	GOM_NL__2PRFIN20100601_164849_000000432090_00012_43152_2467.N1	01-JUN-2010 16:48:49	Bright	42.500	136	23Tau Sco	2.8220	30000.	85	43152	No
237	GOM_NL__2PRFIN20100601_165054_000000412090_00012_43152_2468.N1	01-JUN-2010 16:50:54	Bright	40.500	80	7Del Sco	2.3160	30000.	81	43152	No
238	GOM_NL__2PRFIN20100601_165226_000000462090_00012_43152_2469.N1	01-JUN-2010 16:52:26	Bright	45.500	86	35Eta Oph	2.4300	10200.	91	43152	No
239	GOM_NL__2PRFIN20100601_165418_000000412090_00012_43152_2470.N1	01-JUN-2010 16:54:18	Bright	41.000	98	13Zet Oph	2.5710	30000.	82	43152	No
240	GOM_NL__2PRFIN20100601_165629_000000412090_00012_43152_2471.N1	01-JUN-2010 16:56:29	Bright	40.500	120	1Del Oph	2.7340	3200.0	81	43152	No
241	GOM_NL__2PRFIN20100601_165929_000000372090_00012_43152_2472.N1	01-JUN-2010 16:59:29	Bright	37.000	102	24Alp Ser	2.6000	4250.0	74	43152	No
242	GOM_NL__2PRFIN20100601_170523_000000392090_00012_43152_2473.N1	01-JUN-2010 17:05:23	Bright	38.500	67	5Alp CrB	2.2210	11000.	77	43152	No
243	GOM_NL__2PRFIN20100601_170800_000000452090_00012_43152_2474.N1	01-JUN-2010 17:08:00	Bright	45.000	133	40Zet Her	2.8070	6000.0	90	43152	No
244	GOM_NL__2PRFIN20100601_171558_000000392090_00012_43152_2475.N1	01-JUN-2010 17:15:58	Bright	39.000	119	14Eta Dra	2.7270	4700.0	78	43152	No
245	GOM_NL__2PRFIN20100601_172619_000000422090_00012_43152_2476.N1	01-JUN-2010 17:26:19	Bright	42.000	89	5Alp Cep	2.4510	8000.0	84	43152	No
246	GOM_NL__2PRFIN20100601_173123_000000352090_00012_43152_2477.N1	01-JUN-2010 17:31:23	Bright	35.000	76	27Gam Cas	2.3000	30000.	70	43152	No
247	GOM_NL__2PRFIN20100601_173909_000000572090_00012_43152_2478.N1	01-JUN-2010 17:39:09	Bright	57.000	53	43Bet And	2.0480	3300.0	114	43152	No
248	GOM_NL__2PRFIN20100601_174152_000000542090_00012_43152_2479.N1	01-JUN-2010 17:41:52	Twi_and_stray	54.000	58	21Alp And	2.0730	11000.	108	43152	No
249	GOM_NL__2PRFIN20100601_174651_000000512090_00012_43152_2480.N1	01-JUN-2010 17:46:51	Dark	50.500	140	88Gam Peg	2.8340	26000.	101	43152	No
250	GOM_NL__2PRFIN20100601_175551_000000542090_00012_43152_2481.N1	01-JUN-2010 17:55:51	Dark	53.500	52	16Bet Cet	2.0370	4500.0	107	43152	No
251	GOM_NL__2PRFIN20100601_180232_000000432090_00012_43152_2482.N1	01-JUN-2010 18:02:32	Dark	43.000	84	Alp Phe	2.3970	4500.0	86	43152	No
252	GOM_NL__2PRFIN20100601_180438_000000642090_00012_43152_2483.N1	01-JUN-2010 18:04:38	Dark	64.000	18	24Alp PsA	1.1660	9700.0	128	43152	No
253	GOM_NL__2PRFIN20100601_180754_000000612090_00013_43153_2488.N1	01-JUN-2010 18:07:54	Dark	61.000	63	Bet Gru	2.1500	2800.0	122	43153	No
254	GOM_NL__2PRFIN20100601_180947_000000462090_00013_43153_2489.N1	01-JUN-2010 18:09:47	Dark	46.000	31	Alp Gru	1.7340	15200.	92	43153	No
255	GOM_NL__2PRFIN20100601_181444_000000452090_00013_43153_2490.N1	01-JUN-2010 18:14:44	Straylight	45.000	45	Alp Pav	1.9400	26000.	90	43153	No
256	GOM_NL__2PRFIN20100601_182209_000000452090_00013_43153_2491.N1	01-JUN-2010 18:22:09	Straylight	45.000	147	Alp Ara	2.8770	26000.	90	43153	No
257	GOM_NL__2PRFIN20100601_182350_000000482090_00013_43153_2492.N1	01-JUN-2010 18:23:50	Straylight	48.000	40	The Sco	1.8590	7100.0	96	43153	No
258	GOM_NL__2PRFIN20100601_182538_000000502090_00013_43153_2493.N1	01-JUN-2010 18:25:38	Twi_and_stray	49.500	25	35Lam Sco	1.6200	28000.	99	43153	No
259	GOM_NL__2PRFIN20100601_182723_000000482090_00013_43153_2494.N1	01-JUN-2010 18:27:23	Twi_and_stray	48.000	75	26Eps Sco	2.2910	4250.0	96	43153	No
260	GOM_NL__2PRFIN20100601_182925_000000452090_00013_43153_2495.N1	01-JUN-2010 18:29:25	Bright	44.500	136	23Tau Sco	2.8220	30000.	89	43153	No
261	GOM_NL__2PRFIN20100601_183130_000000432090_00013_43153_2496.N1	01-JUN-2010 18:31:30	Bright	43.000	80	7Del Sco	2.3160	30000.	86	43153	No
262	GOM_NL__2PRFIN20100601_183302_000000472090_00013_43153_2497.N1	01-JUN-2010 18:33:02	Bright	46.500	86	35Eta Oph	2.4300	10200.	93	43153	No
263	GOM_NL__2PRFIN20100601_183454_000000422090_00013_43153_2498.N1	01-JUN-2010 18:34:54	Bright	41.500	98	13Zet Oph	2.5710	30000.	83	43153	No
264	GOM_NL__2PRFIN20100601_183704_000000402090_00013_43153_2499.N1	01-JUN-2010 18:37:04	Bright	39.500	120	1Del Oph	2.7340	3200.0	79	43153	No
265	GOM_NL__2PRFIN20100601_184005_000000372090_00013_43153_2500.N1	01-JUN-2010 18:40:05	Bright	37.000	102	24Alp Ser	2.6000	4250.0	74	43153	No
266	GOM_NL__2PRFIN20100601_184559_000000392090_00013_43153_2501.N1	01-JUN-2010 18:45:59	Bright	38.500	67	5Alp CrB	2.2210	11000.	77	43153	No
267	GOM_NL__2PRFIN20100601_184835_000000462090_00013_43153_2502.N1	01-JUN-2010 18:48:35	Bright	45.500	133	40Zet Her	2.8070	6000.0	91	43153	No
268	GOM_NL__2PRFIN20100601_185633_000000402090_00013_43153_2503.N1	01-JUN-2010 18:56:33	Bright	39.500	119	14Eta Dra	2.7270	4700.0	79	43153	No
269	GOM_NL__2PRFIN20100601_190655_000000422090_00013_43153_2504.N1	01-JUN-2010 19:06:55	Bright	42.000	89	5Alp Cep	2.4510	8000.0	84	43153	No
270	GOM_NL__2PRFIN20100601_191159_000000382090_00013_43153_2505.N1	01-JUN-2010 19:11:59	Bright	37.500	76	27Gam Cas	2.3000	30000.	75	43153	No
271	GOM_NL__2PRFIN20100601_191945_000000462090_00013_43153_2506.N1	01-JUN-2010 19:19:45	Bright	45.500	53	43Bet And	2.0480	3300.0	91	43153	No
272	GOM_NL__2PRFIN20100601_192228_000000522090_00013_43153_2507.N1	01-JUN-2010 19:22:28	Twi_and_stray	52.000	58	21Alp And	2.0730	11000.	104	43153	No
273	GOM_NL__2PRFIN20100601_192727_000000532090_00013_43153_2508.N1	01-JUN-2010 19:27:27	Dark	53.000	140	88Gam Peg	2.8340	26000.	106	43153	No
274	GOM_NL__2PRFIN20100601_193628_000000472090_00013_43153_2509.N1	01-JUN-2010 19:36:28	Dark	47.000	52	16Bet Cet	2.0370	4500.0	94	43153	No
275	GOM_NL__2PRFIN20100601_194309_000000432090_00013_43153_2510.N1	01-JUN-2010 19:43:09	Dark	43.000	84	Alp Phe	2.3970	4500.0	86	43153	No
276	GOM_NL__2PRFIN20100601_194515_000000702090_00013_43153_2511.N1	01-JUN-2010 19:45:15	Dark	69.500	18	24Alp PsA	1.1660	9700.0	139	43153	No
277	GOM_NL__2PRFIN20100601_194831_000000532090_00014_43154_2501.N1	01-JUN-2010 19:48:31	Dark	53.000	63	Bet Gru	2.1500	2800.0	106	43154	No
278	GOM_NL__2PRFIN20100601_195024_000000462090_00014_43154_2502.N1	01-JUN-2010 19:50:24	Dark	46.000	31	Alp Gru	1.7340	15200.	92	43154	No

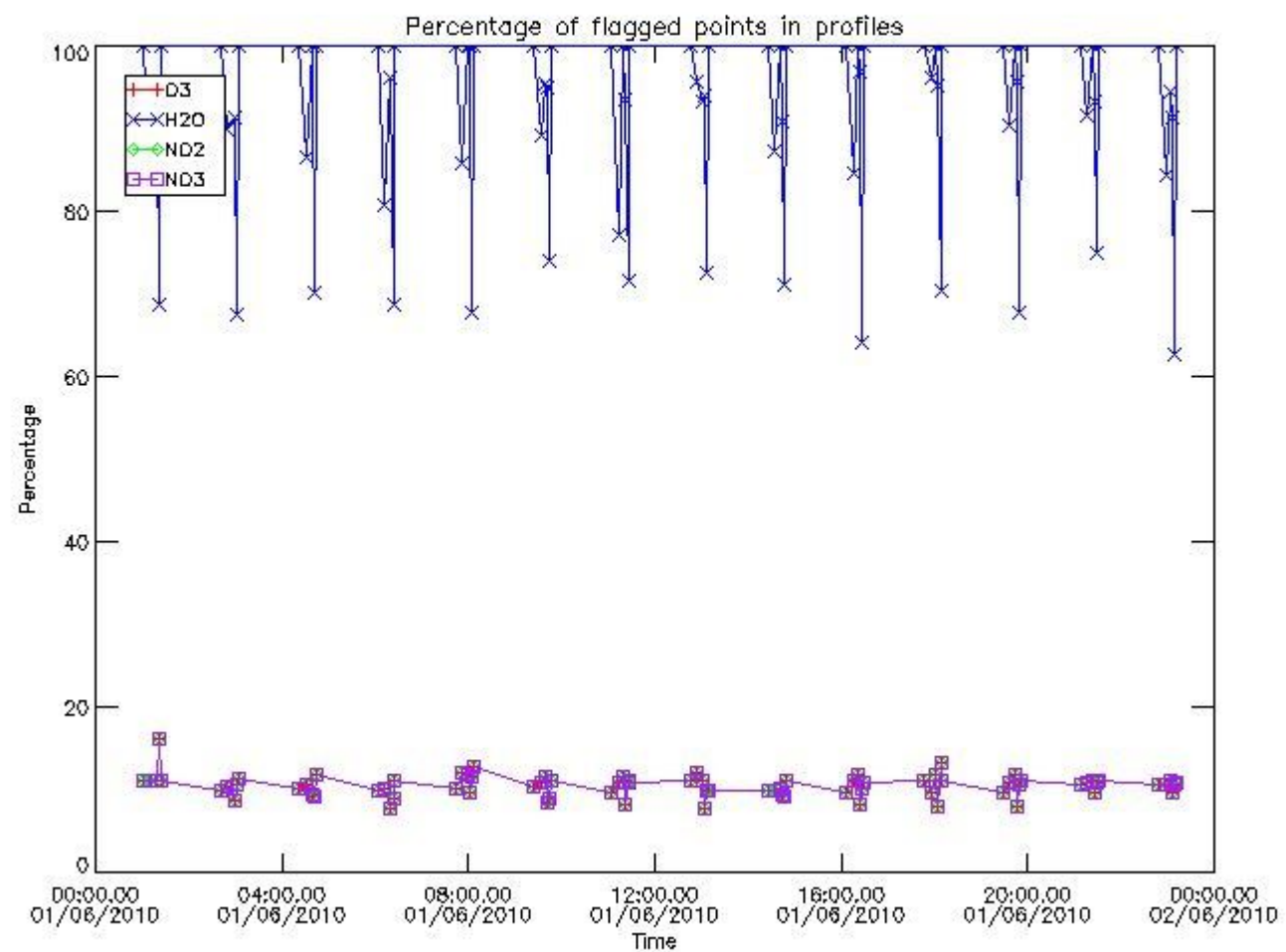
279	GOM_NL__2PRFIN20100601_195520_000000432090_00014_43154_2503.N1	01-JUN-2010 19:55:20	Straylight	42.500	45	Alp Pav	1.9400	26000.	85	43154	No
280	GOM_NL__2PRFIN20100601_200245_000000402090_00014_43154_2504.N1	01-JUN-2010 20:02:45	Straylight	39.500	147	Alp Ara	2.8770	26000.	79	43154	No
281	GOM_NL__2PRFIN20100601_200426_000000472090_00014_43154_2505.N1	01-JUN-2010 20:04:26	Straylight	46.500	40	The Sco	1.8590	7100.0	93	43154	No
282	GOM_NL__2PRFIN20100601_200614_000000472090_00014_43154_2506.N1	01-JUN-2010 20:06:14	Twi_and_stray	47.000	25	35Lam Sco	1.6200	28000.	94	43154	No
283	GOM_NL__2PRFIN20100601_200800_000000442090_00014_43154_2507.N1	01-JUN-2010 20:08:00	Twi_and_stray	44.000	75	26Eps Sco	2.2910	4250.0	88	43154	No
284	GOM_NL__2PRFIN20100601_201002_000000452090_00014_43154_2508.N1	01-JUN-2010 20:10:02	Bright	44.500	136	23Tau Sco	2.8220	30000.	89	43154	No
285	GOM_NL__2PRFIN20100601_201206_000000382090_00014_43154_2509.N1	01-JUN-2010 20:12:06	Bright	38.000	80	7Del Sco	2.3160	30000.	76	43154	No
286	GOM_NL__2PRFIN20100601_201339_000000472090_00014_43154_2510.N1	01-JUN-2010 20:13:39	Bright	46.500	86	35Eta Oph	2.4300	10200.	93	43154	No
287	GOM_NL__2PRFIN20100601_201529_000000422090_00014_43154_2511.N1	01-JUN-2010 20:15:29	Bright	42.000	98	13Zet Oph	2.5710	30000.	84	43154	No
288	GOM_NL__2PRFIN20100601_201740_000000402090_00014_43154_2512.N1	01-JUN-2010 20:17:40	Bright	40.000	120	1Del Oph	2.7340	3200.0	80	43154	No
289	GOM_NL__2PRFIN20100601_202041_000000372090_00014_43154_2513.N1	01-JUN-2010 20:20:41	Bright	37.000	102	24Alp Ser	2.6000	4250.0	74	43154	No
290	GOM_NL__2PRFIN20100601_202635_000000392090_00014_43154_2514.N1	01-JUN-2010 20:26:35	Bright	38.500	67	5Alp CrB	2.2210	11000.	77	43154	No
291	GOM_NL__2PRFIN20100601_202911_000000442090_00014_43154_2515.N1	01-JUN-2010 20:29:11	Bright	44.000	133	40Zet Her	2.8070	6000.0	88	43154	No
292	GOM_NL__2PRFIN20100601_203709_000000402090_00014_43154_2516.N1	01-JUN-2010 20:37:09	Bright	39.500	119	14Eta Dra	2.7270	4700.0	79	43154	No
293	GOM_NL__2PRFIN20100601_204730_000000412090_00014_43154_2517.N1	01-JUN-2010 20:47:30	Bright	41.000	89	5Alp Cep	2.4510	8000.0	82	43154	No
294	GOM_NL__2PRFIN20100601_205235_000000372090_00014_43154_2518.N1	01-JUN-2010 20:52:35	Bright	36.500	76	27Gam Cas	2.3000	30000.	73	43154	No
295	GOM_NL__2PRFIN20100601_210022_000000462090_00014_43154_2519.N1	01-JUN-2010 21:00:22	Bright	46.000	53	43Bet And	2.0480	3300.0	92	43154	No
296	GOM_NL__2PRFIN20100601_210304_000000542090_00014_43154_2520.N1	01-JUN-2010 21:03:04	Twi_and_stray	54.000	58	21Alp And	2.0730	11000.	108	43154	No
297	GOM_NL__2PRFIN20100601_210804_000000532090_00014_43154_2521.N1	01-JUN-2010 21:08:04	Dark	52.500	140	88Gam Peg	2.8340	26000.	105	43154	No
298	GOM_NL__2PRFIN20100601_211705_000000482090_00014_43154_2522.N1	01-JUN-2010 21:17:05	Dark	47.500	52	16Bet Cet	2.0370	4500.0	95	43154	No
299	GOM_NL__2PRFIN20100601_212346_000000462090_00014_43154_2523.N1	01-JUN-2010 21:23:46	Dark	45.500	84	Alp Phe	2.3970	4500.0	91	43154	No
300	GOM_NL__2PRFIN20100601_212552_000000532090_00014_43154_2524.N1	01-JUN-2010 21:25:52	Dark	53.000	18	24Alp PsA	1.1660	9700.0	106	43154	No
301	GOM_NL__2PRFIN20100601_212908_000000472090_00015_43155_2509.N1	01-JUN-2010 21:29:08	Dark	46.500	63	Bet Gru	2.1500	2800.0	93	43155	No
302	GOM_NL__2PRFIN20100601_213101_000000462090_00015_43155_2510.N1	01-JUN-2010 21:31:01	Dark	46.000	31	Alp Gru	1.7340	15200.	92	43155	No
303	GOM_NL__2PRFIN20100601_213557_000000432090_00015_43155_2511.N1	01-JUN-2010 21:35:57	Straylight	42.500	45	Alp Pav	1.9400	26000.	85	43155	No
304	GOM_NL__2PRFIN20100601_214321_000000392090_00015_43155_2512.N1	01-JUN-2010 21:43:21	Straylight	39.000	147	Alp Ara	2.8770	26000.	78	43155	No
305	GOM_NL__2PRFIN20100601_214503_000000462090_00015_43155_2513.N1	01-JUN-2010 21:45:03	Straylight	46.000	40	The Sco	1.8590	7100.0	92	43155	No
306	GOM_NL__2PRFIN20100601_214651_000000472090_00015_43155_2514.N1	01-JUN-2010 21:46:51	Twi_and_stray	46.500	25	35Lam Sco	1.6200	28000.	93	43155	No
307	GOM_NL__2PRFIN20100601_214836_000000472090_00015_43155_2515.N1	01-JUN-2010 21:48:36	Twi_and_stray	46.500	75	26Eps Sco	2.2910	4250.0	93	43155	No
308	GOM_NL__2PRFIN20100601_215038_000000482090_00015_43155_2516.N1	01-JUN-2010 21:50:38	Bright	47.500	136	23Tau Sco	2.8220	30000.	95	43155	No
309	GOM_NL__2PRFIN20100601_215242_000000412090_00015_43155_2517.N1	01-JUN-2010 21:52:42	Bright	41.000	80	7Del Sco	2.3160	30000.	82	43155	No
310	GOM_NL__2PRFIN20100601_215414_000000462090_00015_43155_2518.N1	01-JUN-2010 21:54:14	Bright	46.000	86	35Eta Oph	2.4300	10200.	92	43155	No
311	GOM_NL__2PRFIN20100601_215606_000000432090_00015_43155_2519.N1	01-JUN-2010 21:56:06	Bright	43.000	98	13Zet Oph	2.5710	30000.	86	43155	No
312	GOM_NL__2PRFIN20100601_215817_000000392090_00015_43155_2520.N1	01-JUN-2010 21:58:17	Bright	39.000	120	1Del Oph	2.7340	3200.0	78	43155	No
313	GOM_NL__2PRFIN20100601_220117_000000372090_00015_43155_2521.N1	01-JUN-2010 22:01:17	Bright	36.500	102	24Alp Ser	2.6000	4250.0	73	43155	No
314	GOM_NL__2PRFIN20100601_220710_000000382090_00015_43155_2522.N1	01-JUN-2010 22:07:10	Bright	38.000	67	5Alp CrB	2.2210	11000.	76	43155	No
315	GOM_NL__2PRFIN20100601_220946_000000432090_00015_43155_2523.N1	01-JUN-2010 22:09:46	Bright	42.500	133	40Zet Her	2.8070	6000.0	85	43155	No
316	GOM_NL__2PRFIN20100601_221744_000000412090_00015_43155_2524.N1	01-JUN-2010 22:17:44	Bright	40.500	119	14Eta Dra	2.7270	4700.0	81	43155	No
317	GOM_NL__2PRFIN20100601_222806_000000412090_00015_43155_2525.N1	01-JUN-2010 22:28:06	Bright	41.000	89	5Alp Cep	2.4510	8000.0	82	43155	No
318	GOM_NL__2PRFIN20100601_223310_000000562090_00015_43155_2526.N1	01-JUN-2010 22:33:10	Bright	56.000	76	27Gam Cas	2.3000	30000.	112	43155	No
319	GOM_NL__2PRFIN20100601_224057_000000472090_00015_43155_2527.N1	01-JUN-2010 22:40:57	Bright	47.000	53	43Bet And	2.0480	3300.0	94	43155	No
320	GOM_NL__2PRFIN20100601_224340_000000532090_00015_43155_2528.N1	01-JUN-2010 22:43:40	Twi_and_stray	52.500	58	21Alp And	2.0730	11000.	105	43155	No
321	GOM_NL__2PRFIN20100601_224840_000000532090_00015_43155_2529.N1	01-JUN-2010 22:48:40	Dark	52.500	140	88Gam Peg	2.8340	26000.	105	43155	No
322	GOM_NL__2PRFIN20100601_225740_000000482090_00015_43155_2530.N1	01-JUN-2010 22:57:40	Dark	48.000	52	16Bet Cet	2.0370	4500.0	96	43155	No
323	GOM_NL__2PRFIN20100601_230422_000000462090_00015_43155_2531.N1	01-JUN-2010 23:04:22	Dark	46.000	84	Alp Phe	2.3970	4500.0	92	43155	No
324	GOM_NL__2PRFIN20100601_230630_000000582090_00015_43155_2532.N1	01-JUN-2010 23:06:30	Dark	57.500	18	24Alp PsA	1.1660	9700.0	115	43155	No
325	GOM_NL__2PRFIN20100601_230945_000000492090_00016_43156_2517.N1	01-JUN-2010 23:09:45	Dark	48.500	63	Bet Gru	2.1500	2800.0	97	43156	No
326	GOM_NL__2PRFIN20100601_231137_000000482090_00016_43156_2518.N1	01-JUN-2010 23:11:37	Dark	47.500	31	Alp Gru	1.7340	15200.	95	43156	No
327	GOM_NL__2PRFIN20100601_231633_000000432090_00016_43156_2519.N1	01-JUN-2010 23:16:33	Straylight	43.000	45	Alp Pav	1.9400	26000.	86	43156	No
328	GOM_NL__2PRFIN20100601_232358_000000402090_00016_43156_2520.N1	01-JUN-2010 23:23:58	Straylight	40.000	147	Alp Ara	2.8770	26000.	80	43156	No
329	GOM_NL__2PRFIN20100601_232539_000000502090_00016_43156_2521.N1	01-JUN-2010 23:25:39	Straylight	50.000	40	The Sco	1.8590	7100.0	100	43156	No
330	GOM_NL__2PRFIN20100601_232727_000000472090_00016_43156_2522.N1	01-JUN-2010 23:27:27	Twi_and_stray	47.000	25	35Lam Sco	1.6200	28000.	94	43156	No
331	GOM_NL__2PRFIN20100601_232912_000000492090_00016_43156_2523.N1	01-JUN-2010 23:29:12	Twi_and_stray	49.000	75	26Eps Sco	2.2910	4250.0	98	43156	No
332	GOM_NL__2PRFIN20100601_233113_000000512090_00016_43156_2524.N1	01-JUN-2010 23:31:13	Bright	50.500	136	23Tau Sco	2.8220	30000.	101	43156	No
333	GOM_NL__2PRFIN20100601_233318_000000412090_00016_43156_2525.N1	01-JUN-2010 23:33:18	Bright	40.500	80	7Del Sco	2.3160	30000.	81	43156	No
334	GOM_NL__2PRFIN20100601_233450_000000472090_00016_43156_2526.N1	01-JUN-2010 23:34:50	Bright	46.500	86	35Eta Oph	2.4300	10200.	93	43156	No
335	GOM_NL__2PRFIN20100601_233641_000000432090_00016_43156_2527.N1	01-JUN-2010 23:36:41	Bright	42.500	98	13Zet Oph	2.5710	30000.	85	43156	No
336	GOM_NL__2PRFIN20100601_233852_000000392090_00016_43156_2528.N1	01-JUN-2010 23:38:52	Bright	39.000	120	1Del Oph	2.7340	3200.0	78	43156	No
337	GOM_NL__2PRFIN20100601_234153_000000362090_00016_43156_2529.N1	01-JUN-2010 23:41:53	Bright	36.000	102	24Alp Ser	2.6000	4250.0	72	43156	No

338	GOM_NL__2PRFIN20100601_234657_000000432090_00016_43156_2530.N1	01-JUN-2010 23:46:57	Bright	42.500	127	27Bet Her	2.7810	4700.0	85	43156	No
339	GOM_NL__2PRFIN20100601_235022_000000432090_00016_43156_2531.N1	01-JUN-2010 23:50:22	Bright	43.000	133	40Zet Her	2.8070	6000.0	86	43156	No
340	GOM_NL__2PRFIN20100601_235820_000000372090_00016_43156_2532.N1	01-JUN-2010 23:58:20	Bright	37.000	119	14Eta Dra	2.7270	4700.0	74	43156	No

3. Quality information per product

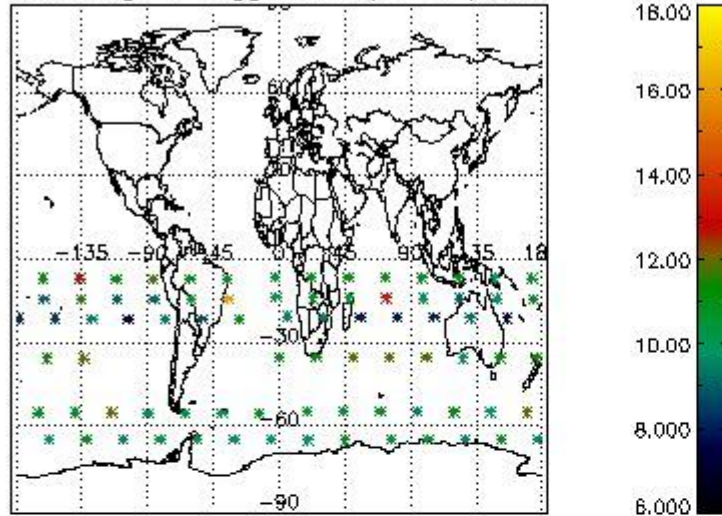
In this section it is plotted some information contained in the Quality Summary data set of the level 2 products. Only products in dark limb conditions and without errors (error flag in the MPH set to "0") are used.

3.1 Plot quality information per product (time dependant)

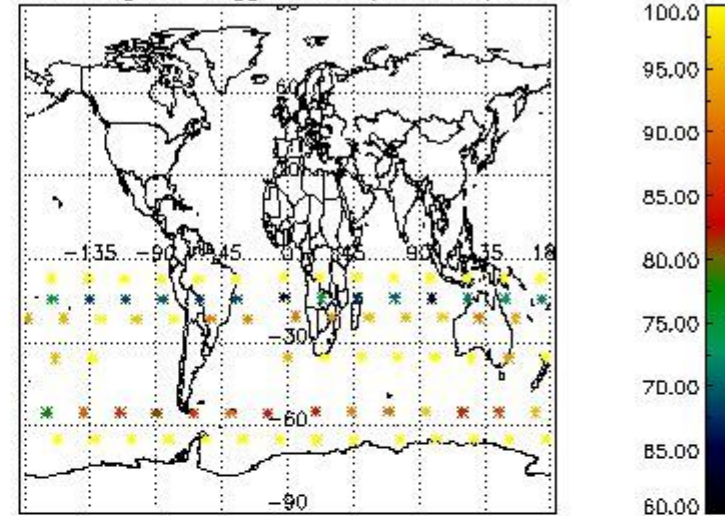


3.2 Plot quality information per product (world map)

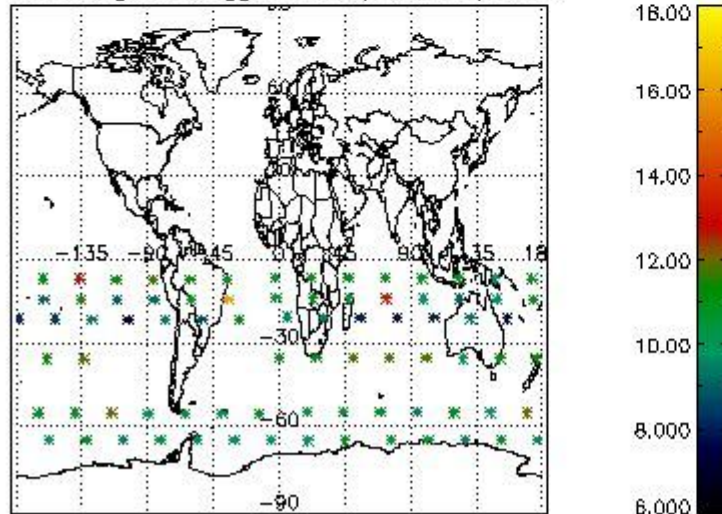
Percentage of flagged data per O3 profile



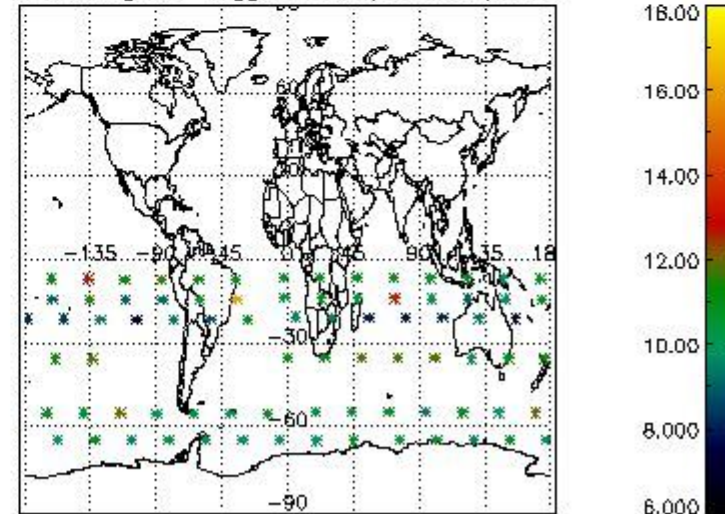
Percentage of flagged data per H2O profile



Percentage of flagged data per NO2 profile



Percentage of flagged data per NO3 profile

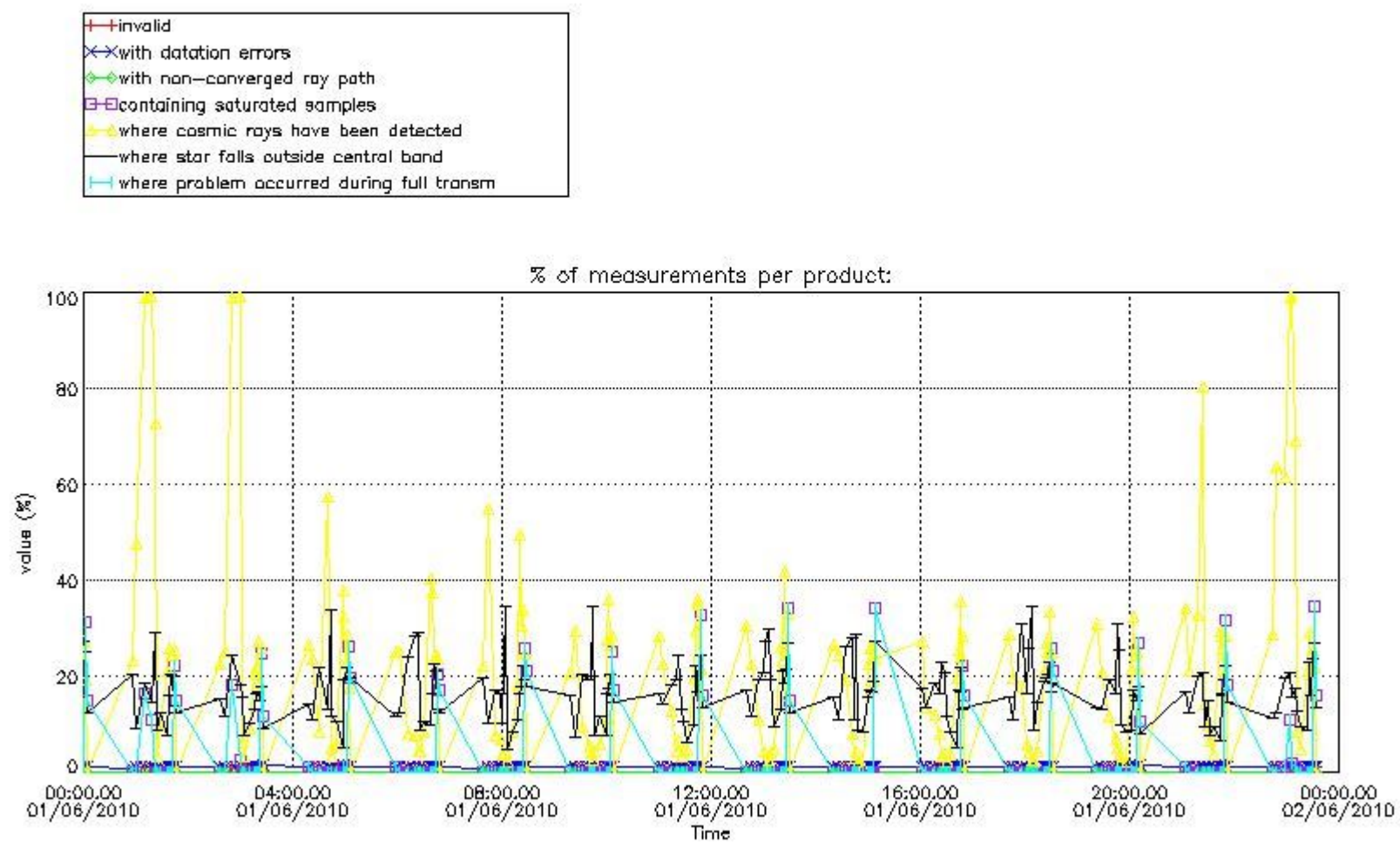


4. Level 1 quality information per product

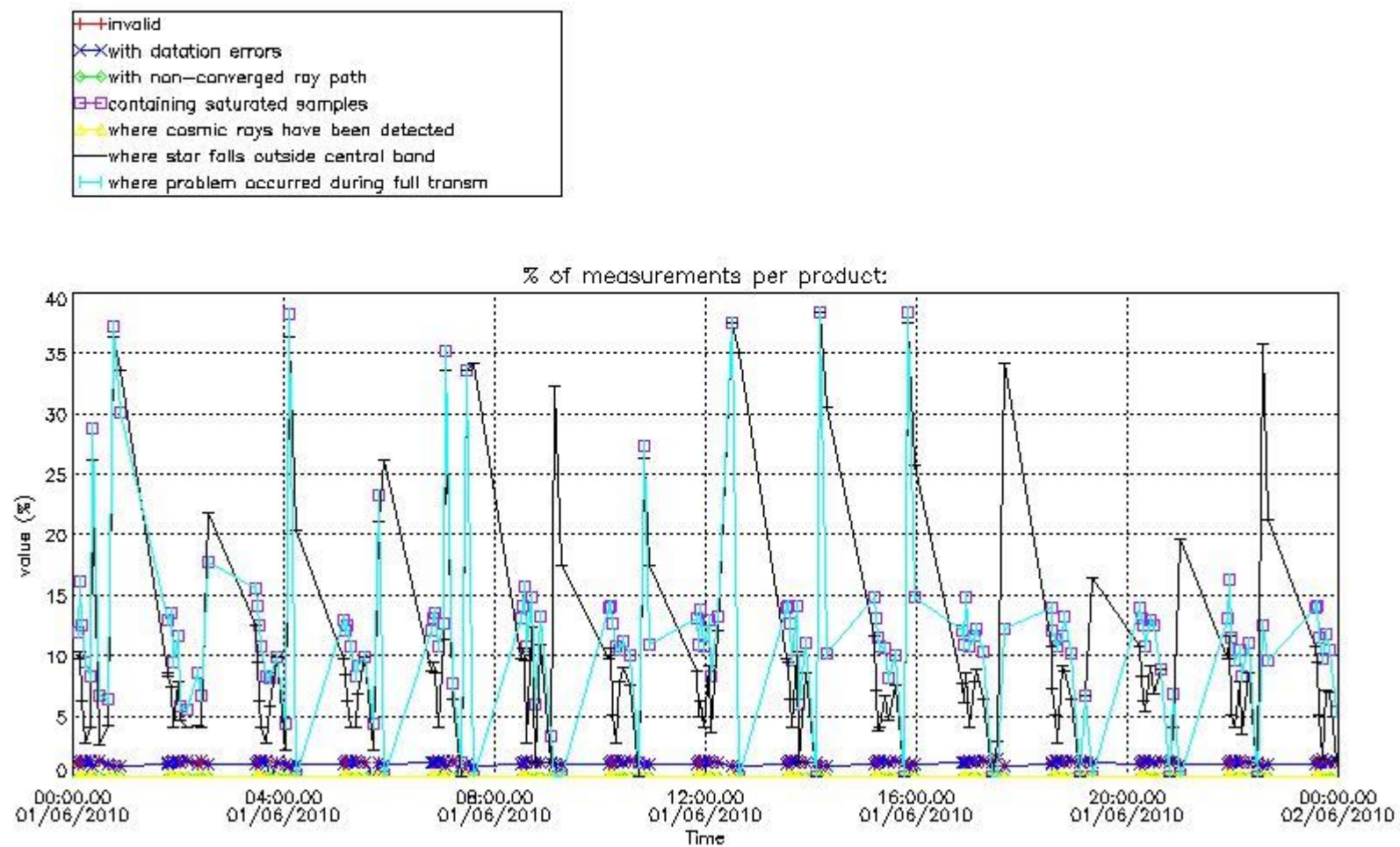
In this section it is plotted some information contained in the Quality Summary data set of the level 2 products that comes from the level 1b processing. Products without errors (error flag in the MPH set to "0") are used.

4.1 Plot quality information per product (time dependant) coming from level 1b processing

4.1.1 Plot level 1 quality information per product (time dependant): ENVISAT ASCENDING passes



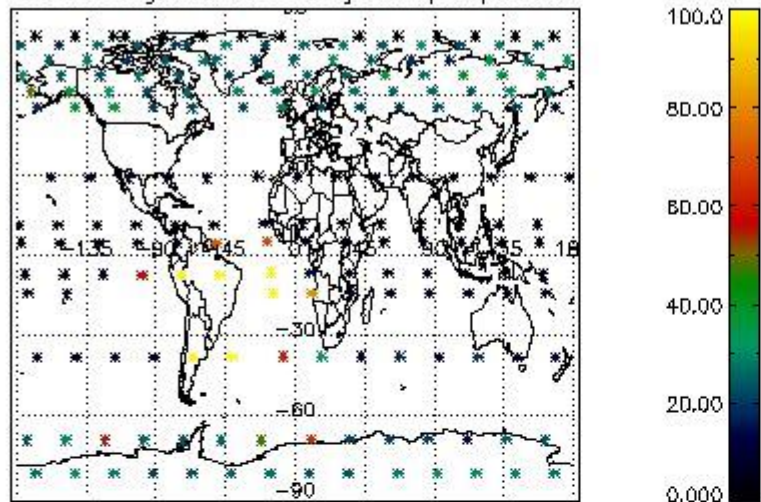
4.1.2 Plot level 1 quality information per product (time dependant): ENVI SAT DESCENDING passes



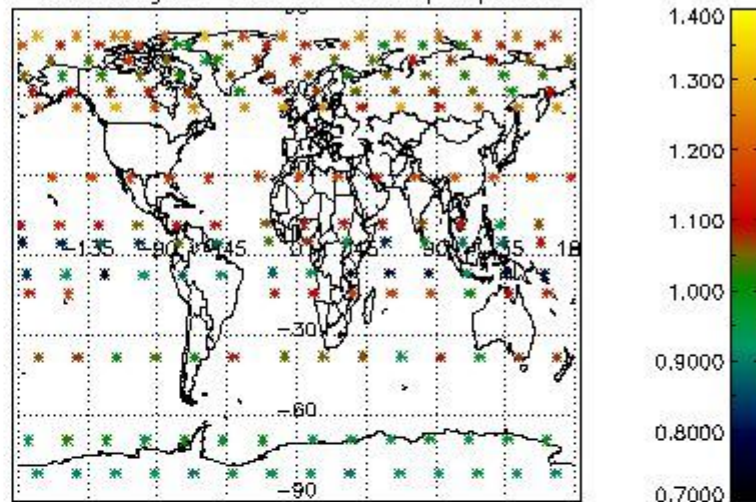
4.2 Plot quality information per product coming from level 1b processing (world map)

4.2.1 Plot level 1 quality information per product (world map): ENVISAT ASCENDING passes

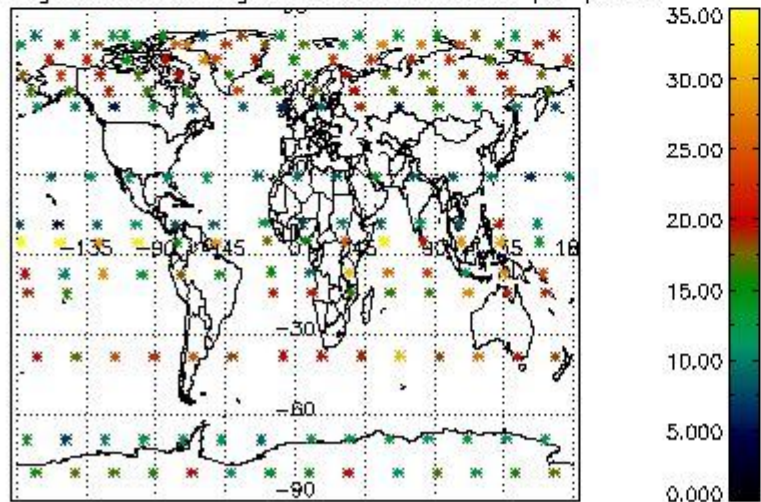
Percentage of cosmic ray hits per profile



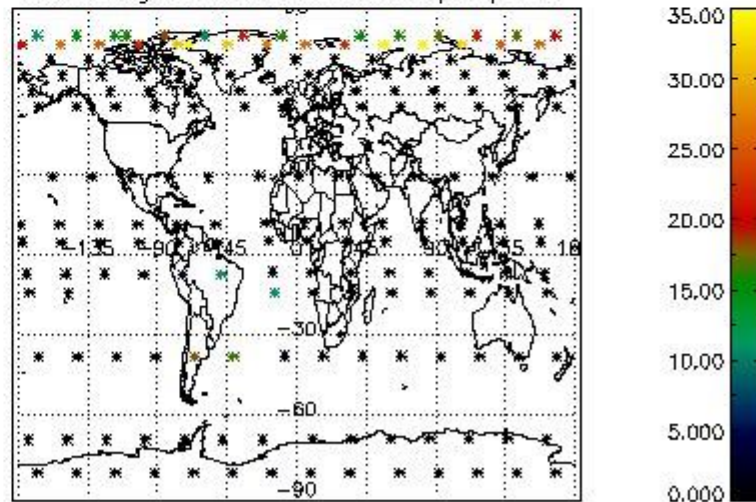
Percentage of datation errors per profile



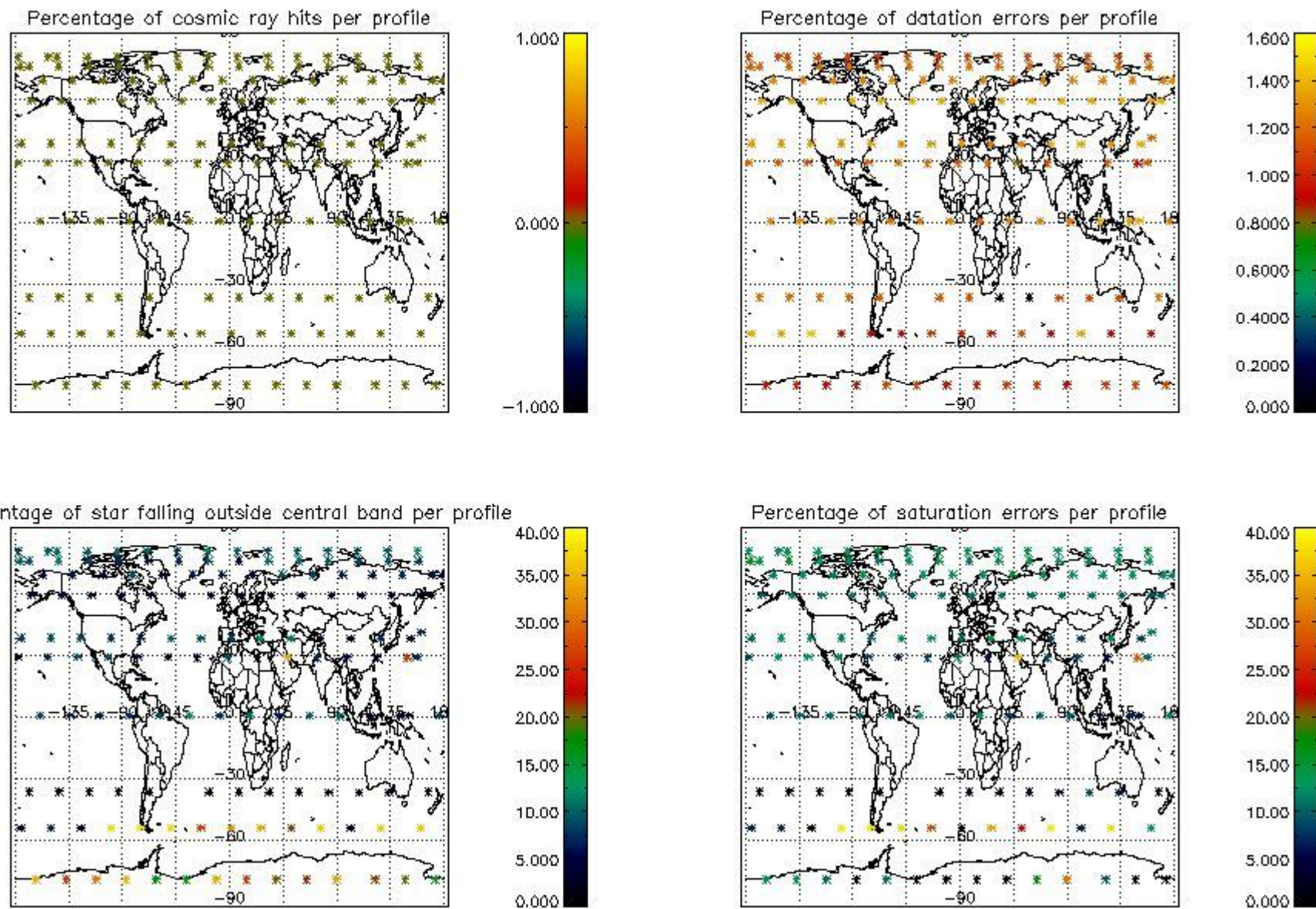
Percentage of star falling outside central band per profile



Percentage of saturation errors per profile



4.2.2 Plot level 1 quality information per product (world map): ENVISAT DESCENDING passes



5. Trace gas profiles

5.1 Ozone statistics based on quality of products

The final quality of the products can be "measured" using the STD (Standard Deviation) attached to every point profile. This information is written to the parameter GOM_NL__2P/NL_LOCAL_SPECIES_DENSITY/o3_std of the level 2 products. The table below shows the statistics for given STD ranges.

The statistics are given with respect to the overall valid production:

- Products without fatal errors: GOM_NL__2P/MPH/PRODUCT_ERR=0
- Valid point profile: GOM_NL__2P/NL_LOCAL_SPECIES_DENSITY/pcd(0)=0

The 'Criteria' is applied to valid points of dark limb products:

- Products in dark limb illumination condition: GOM_NL__2P/NL_SUMMARY_QUALITY/obs_ill_cond=0
- Products without fatal errors: GOM_NL__2P/MPH/PRODUCT_ERR=0
- Valid point profile: GOM_NL__2P/NL_LOCAL_SPECIES_DENSITY/pcd(0)=0

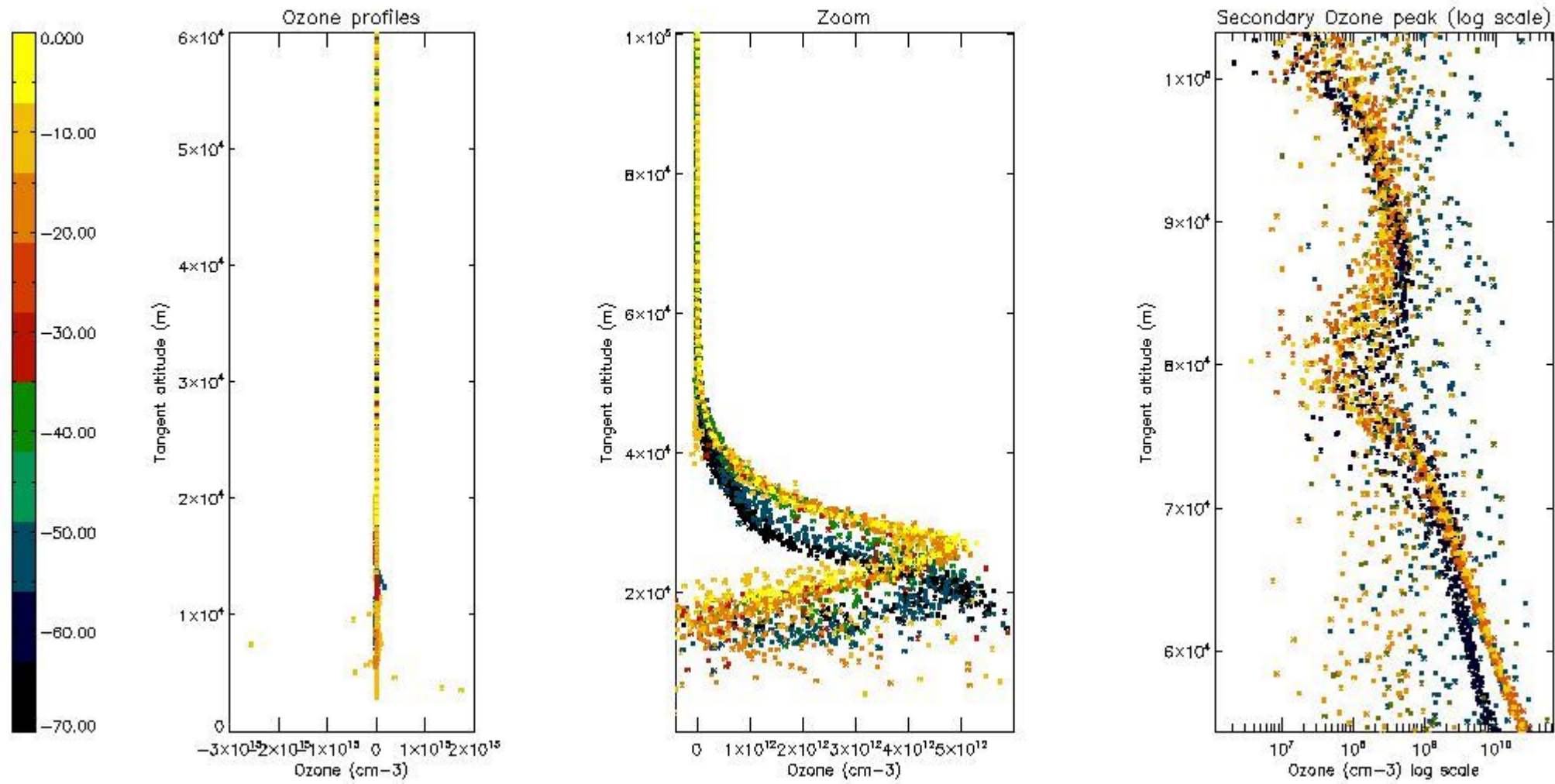
So, the table below shows the percentage of dark limb and valid observations for each criteria with respect to the overall valid daily observations.

Criteria	% of total production
All STD	27
STD < 20	13

STD < 10	9
STD < 5	6

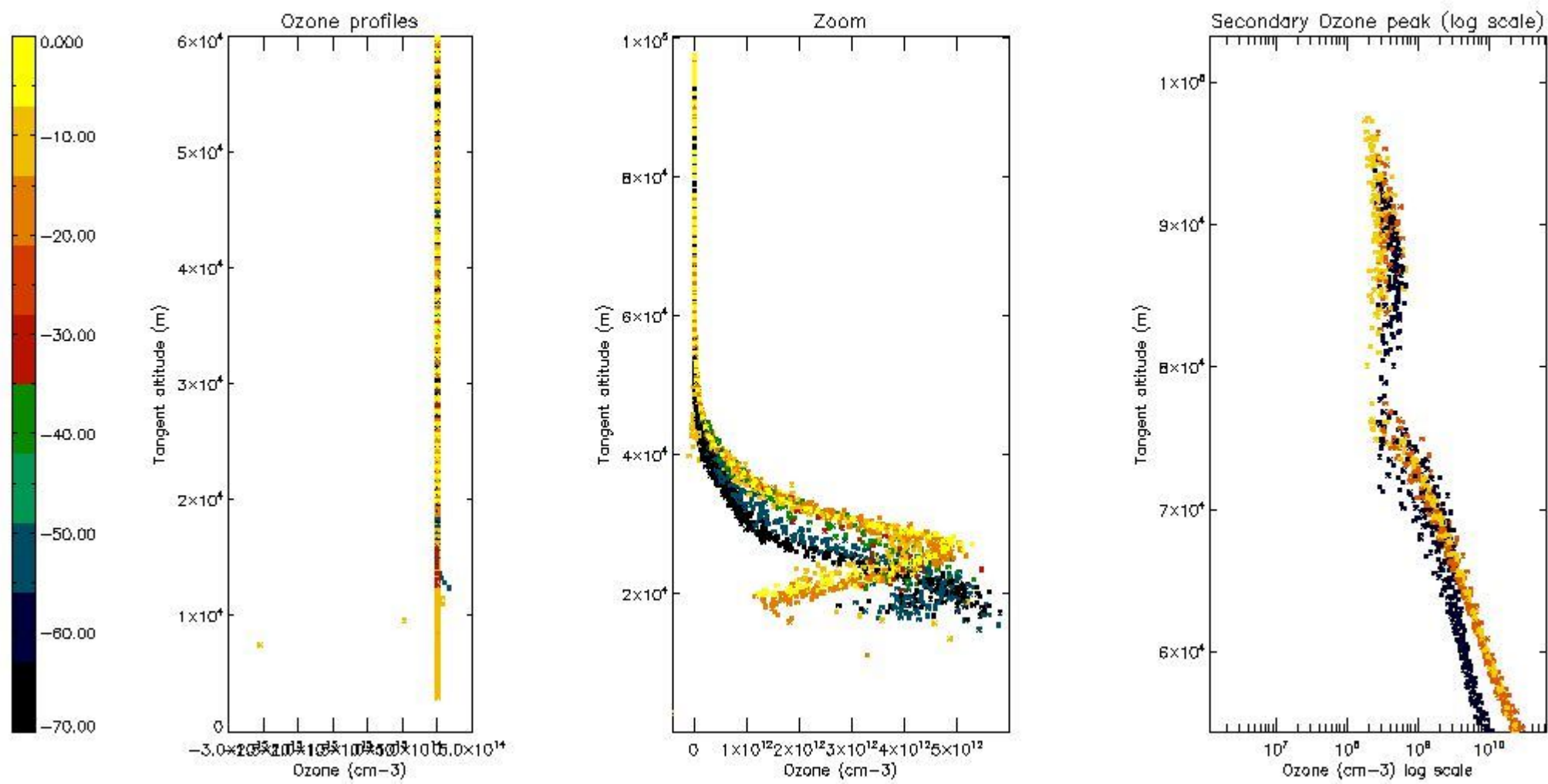
5.2 Plot ozone profiles for all STD (dark without errors)

The colorbar represents the latitude.



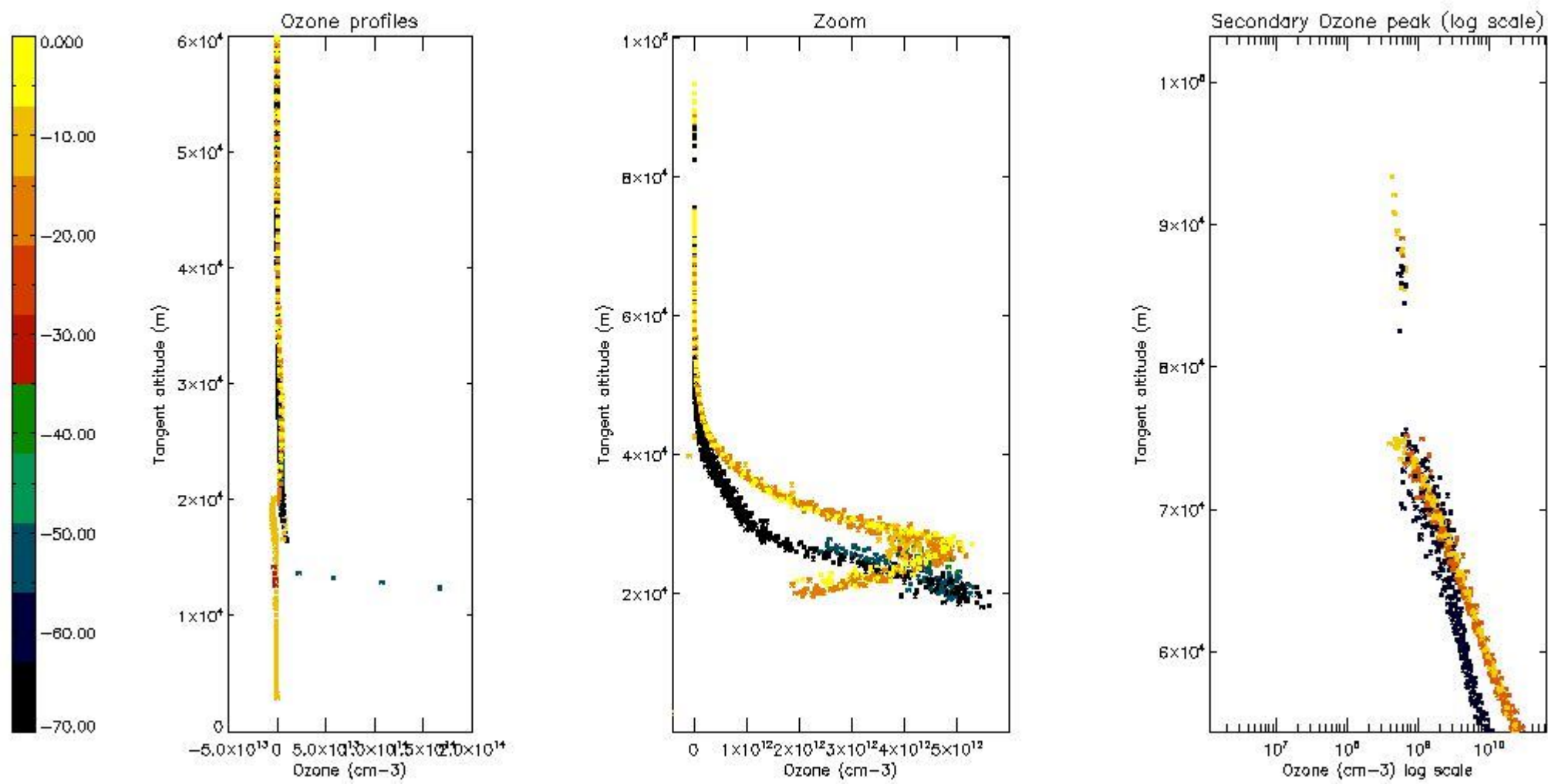
5.3 Plot ozone profiles where STD < 20% (dark without errors)

The colorbar represents the latitude.



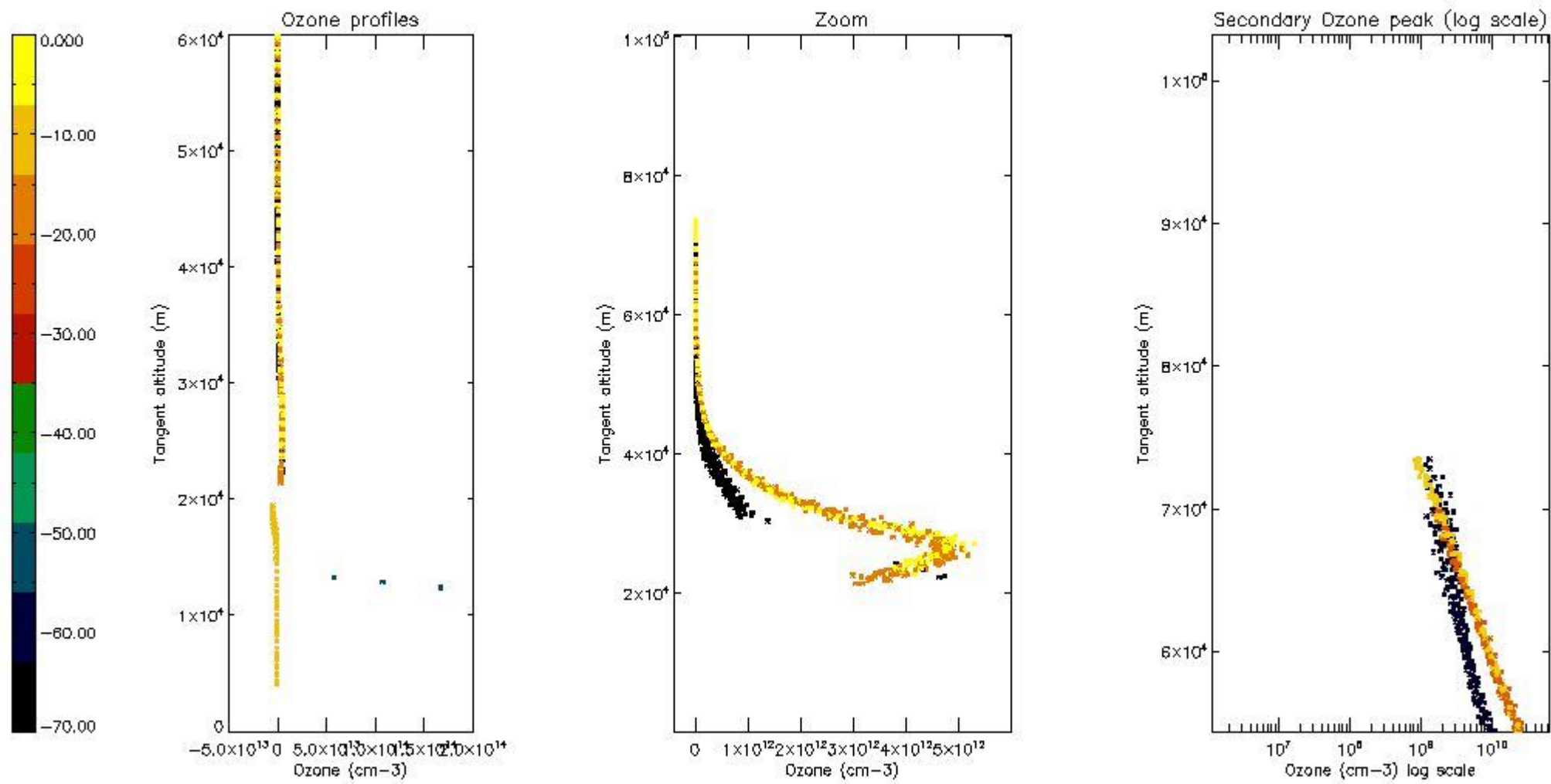
5.4 Plot ozone profiles where STD < 10% (dark without errors)

The colorbar represents the latitude.



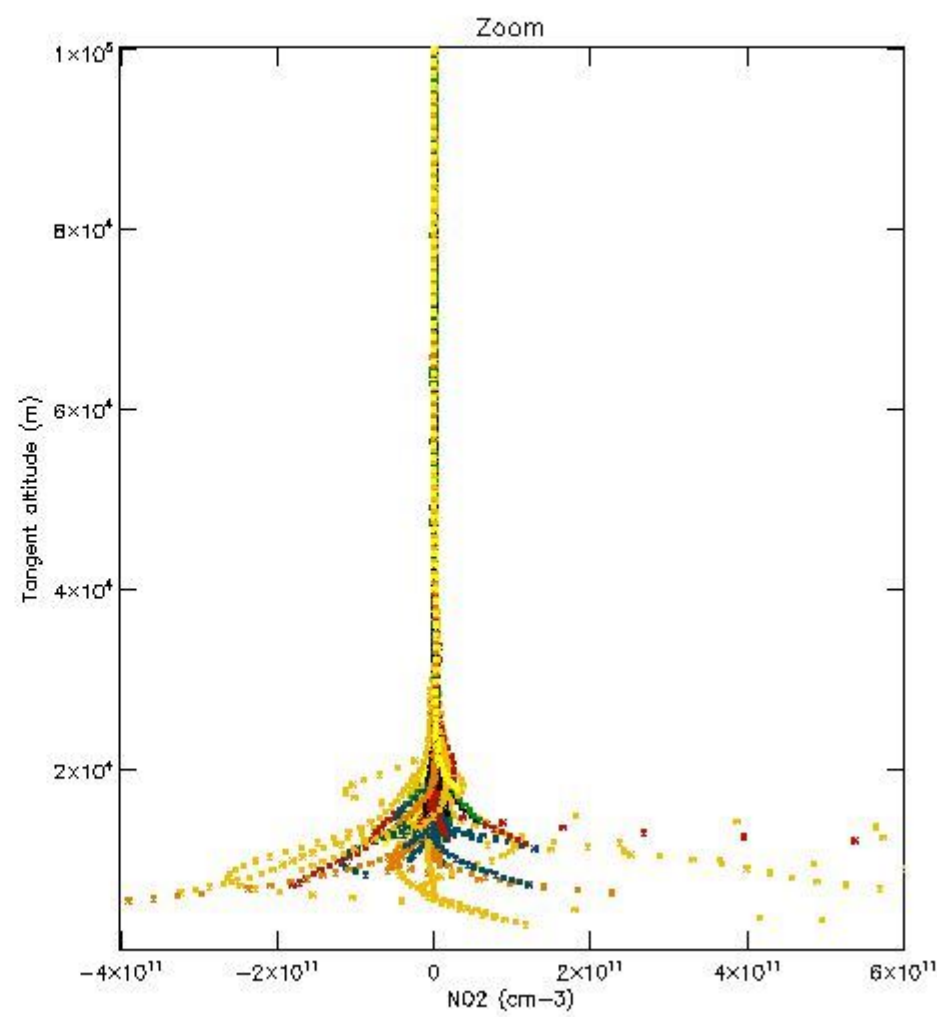
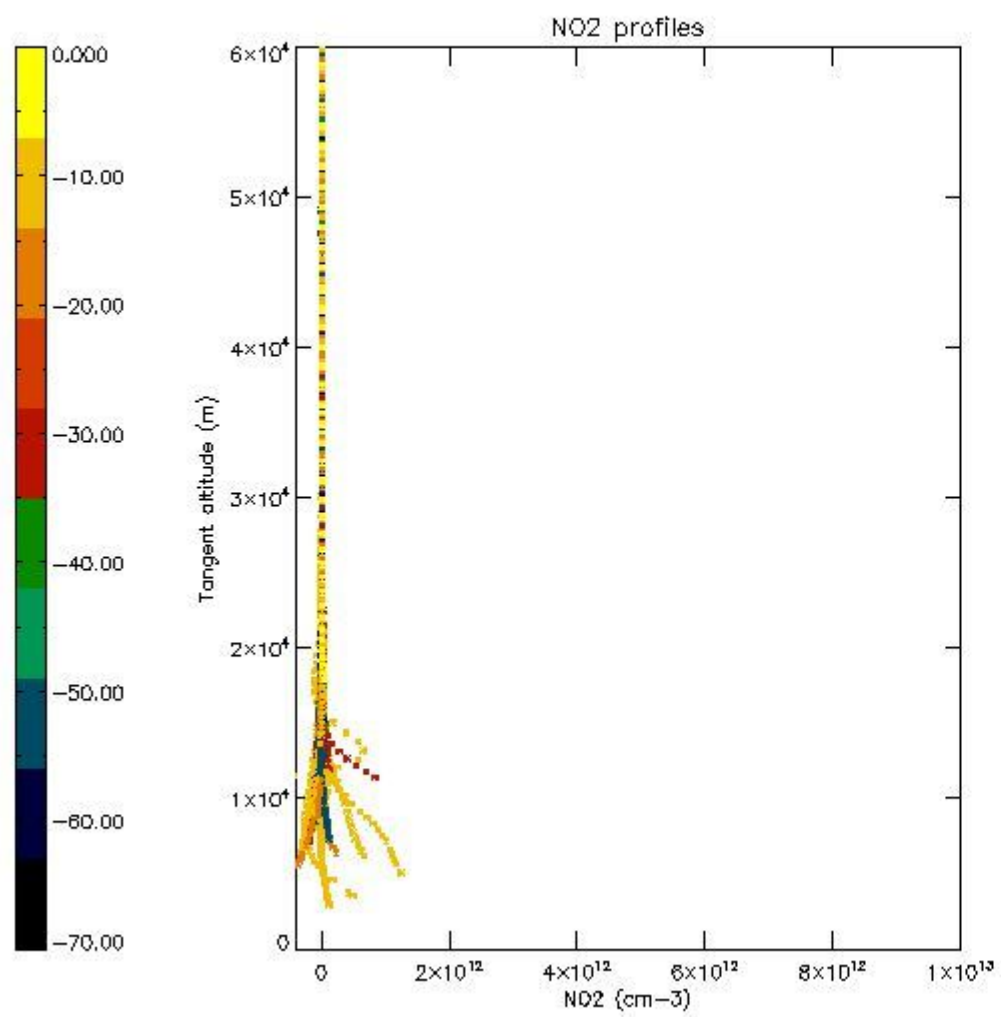
5.5 Plot ozone profiles where STD < 5% (dark without errors)

The colorbar represents the latitude.



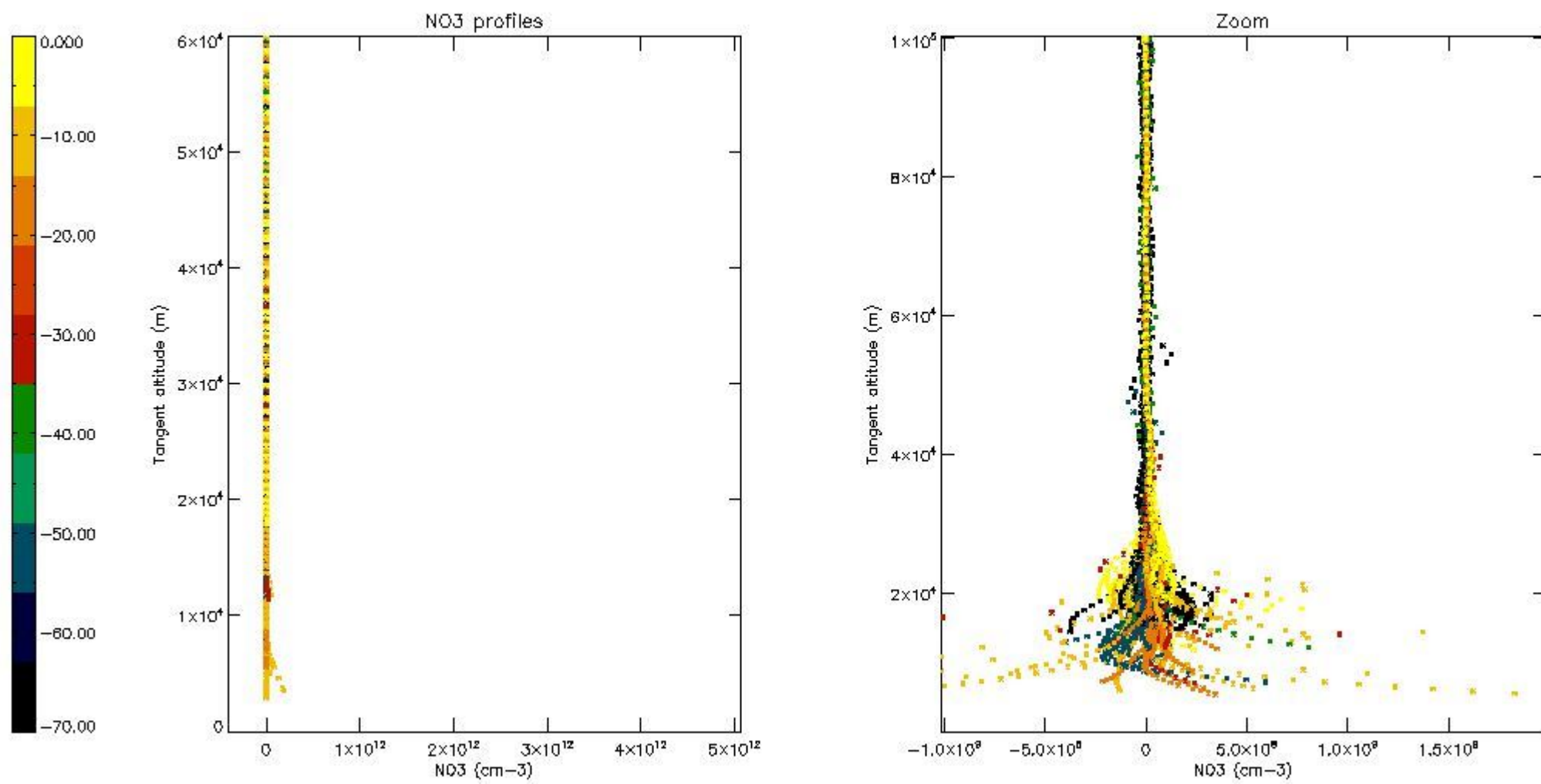
5.6 Plot NO₂ profiles for all STD (dark without errors)

The colorbar represents the latitude.



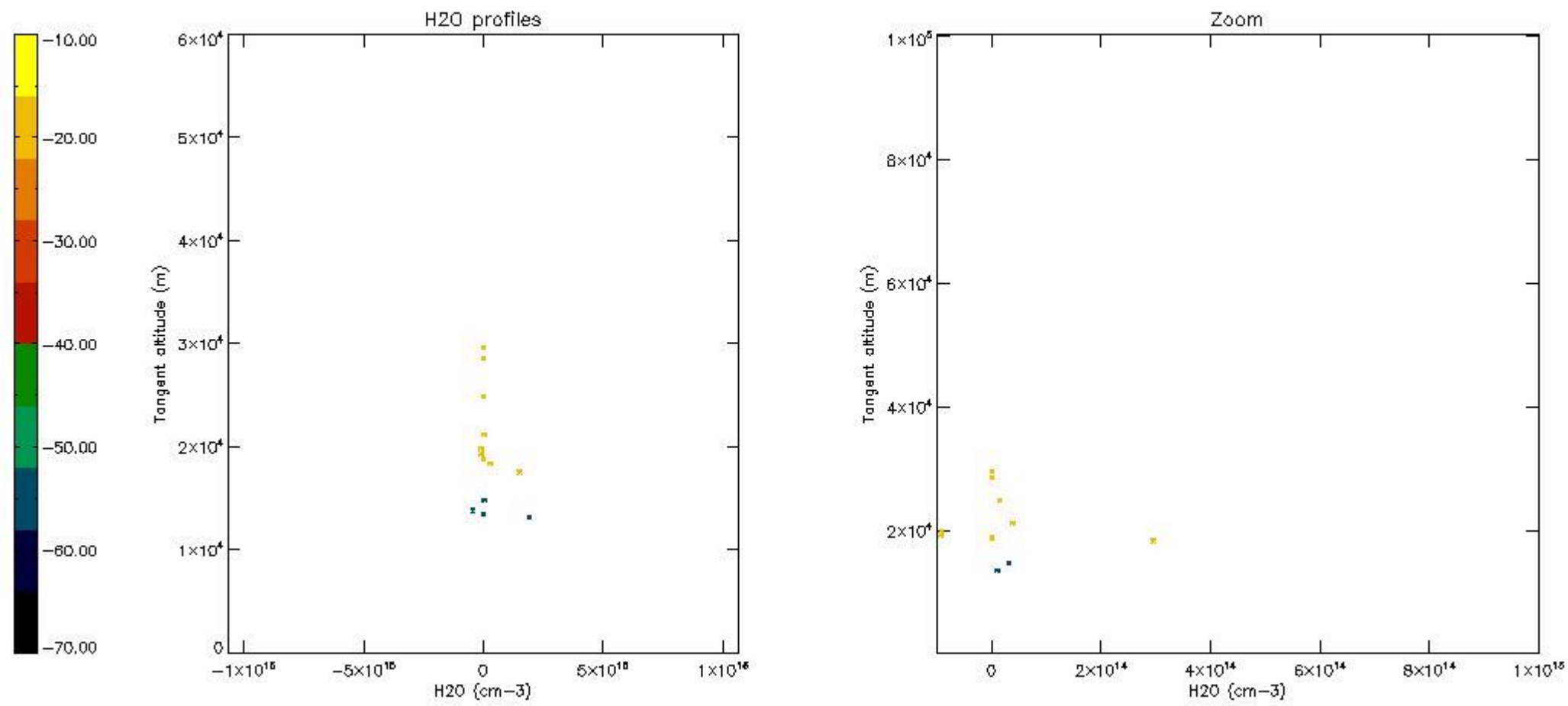
5.7 Plot NO3 profiles for all STD (dark without errors)

The colorbar represents the latitude.



5.8 Plot H2O profiles for all STD (only for occultations of stars 1,2,3,4,13,14,16,26,63 dark without errors)

The colorbar represents the latitude.



6. Auxiliary Data Files used for the production reported in section 2

The number reported in the third column indicates since which file (see list in section 2) the corresponding auxiliary file has been used. The fourth column is the date of those product files.

Type	Auxiliary Filename	Used since product	Used since product date
INST_PHYS_CHARACTERISTICS	GOM_INS_AXVIEC20091111_143220_20030716_120000_20500101_000000	1	01-JUN-2010 00:00:45
LEVEL-2_PROC_CONFIG	GOM_PR2_AXVIEC20091111_152718_20020301_000000_20500101_000000	1	01-JUN-2010 00:00:45
CROSS_SECTIONS_FILE	GOM_CRS_AXVIEC20091111_154832_20020301_000000_20500101_000000	1	01-JUN-2010 00:00:45

GOMOS Level 2 Daily Report

SUMMARY

[1. General Info](#)

[2. Summary of processed GOM_NL_2P products](#)

[3. Level 2 Quality information per product](#)

[3.1 Plot of level 2 quality information per product \(time dependant\)](#)

[3.2 Plot of level 2 quality information per product \(world map\)](#)

[4. Level 1 Quality information per product \(stored on level 2 products\)](#)

[4.1 Plot of level 1 quality information per product \(time dependant\)](#)

[4.1.1 Plot of level 1 quality information per product \(time dependant\): ASCENDING](#)

[4.1.2 Plot of level 1 quality information per product \(time dependant\): DESCENDING](#)

[4.2 Plot of level 1 quality information per product \(world map\)](#)

[4.2.1 Plot of level 1 quality information per product \(world map\): ASCENDING](#)

[4.2.2 Plot of level 1 quality information per product \(world map\): DESCENDING](#)

[5. Ozone profiles based on quality statistics and other trace gas profiles](#)

[5.1 Ozone statistics based on quality of products](#)

[5.2 Plot ozone profiles for all STD \(dark without errors\)](#)

[5.3 Plot ozone profiles where STD < 20% \(dark without errors\)](#)

[5.4. Plot ozone profiles where STD < 10% \(dark without errors\)](#)

[5.5. Plot ozone profiles where STD < 5% \(dark without errors\)](#)

[5.6 Plot NO2 profiles for all STD \(dark without errors\)](#)

[5.7 Plot NO3 profiles for all STD \(dark without errors\)](#)

[5.8 Plot H2O profiles \(only for occultations of stars 1,2,3,4,13,14,16,26,63 dark without errors\) for all STD](#)

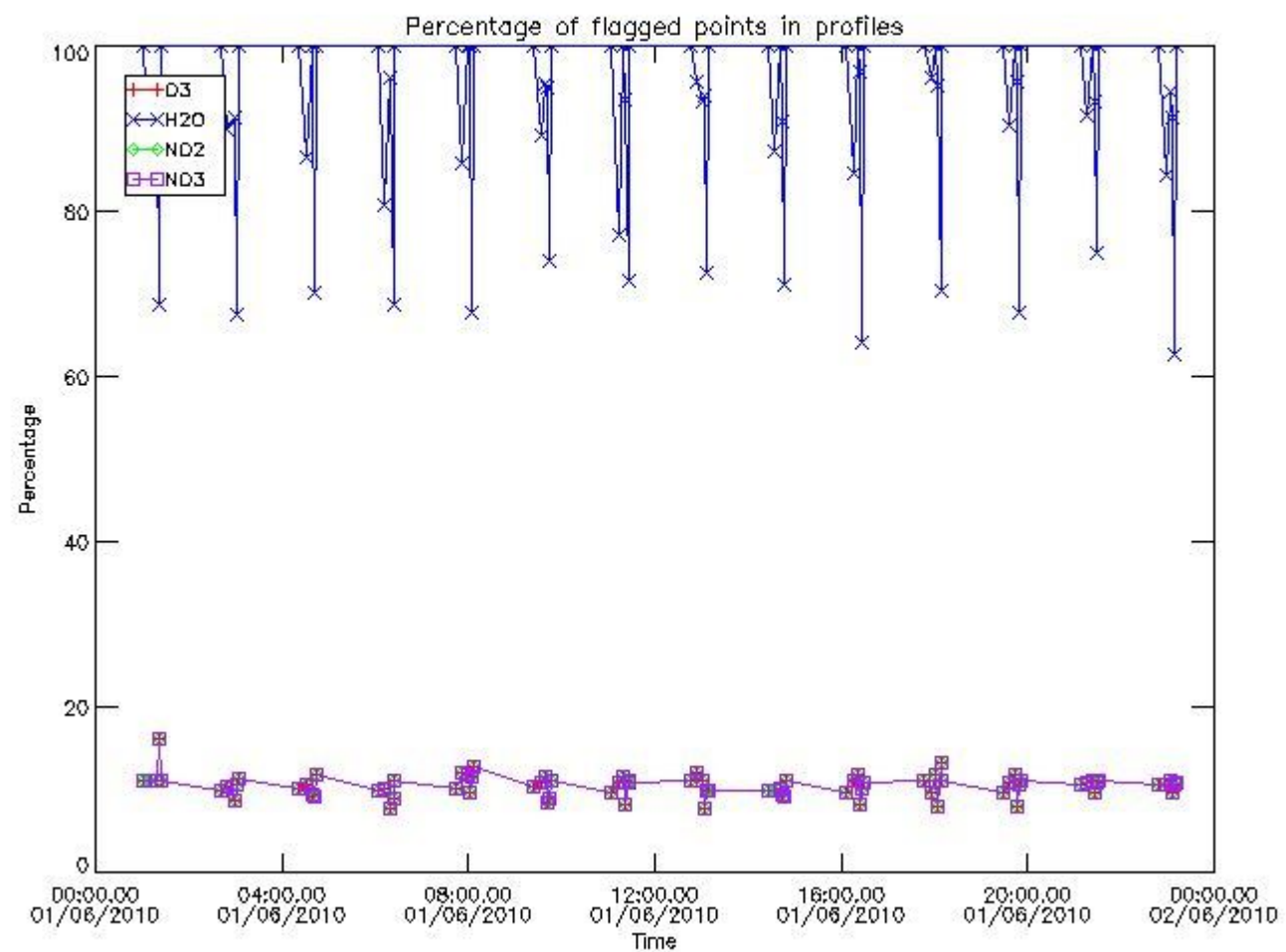
[6. Auxiliary Data Files used for the production reported in section 2](#)

338	GOM_NL__2PRFIN20100601_234657_000000432090_00016_43156_2530.N1	01-JUN-2010 23:46:57	Bright	42.500	127	27Bet Her	2.7810	4700.0	85	43156	No
339	GOM_NL__2PRFIN20100601_235022_000000432090_00016_43156_2531.N1	01-JUN-2010 23:50:22	Bright	43.000	133	40Zet Her	2.8070	6000.0	86	43156	No
340	GOM_NL__2PRFIN20100601_235820_000000372090_00016_43156_2532.N1	01-JUN-2010 23:58:20	Bright	37.000	119	14Eta Dra	2.7270	4700.0	74	43156	No

3. Quality information per product

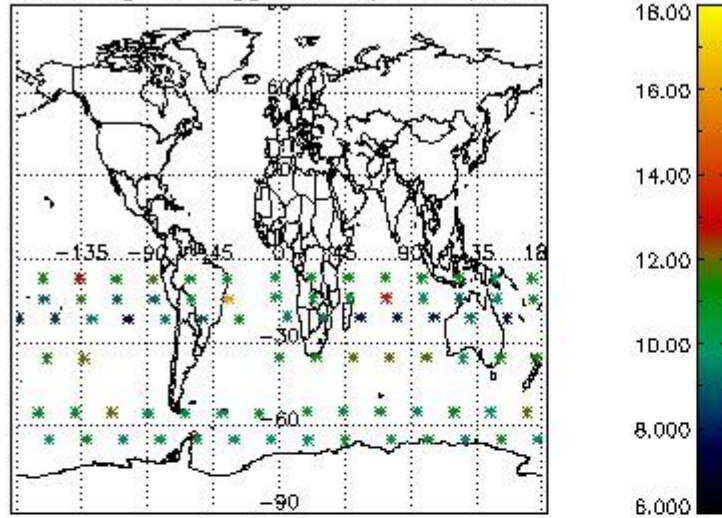
In this section it is plotted some information contained in the Quality Summary data set of the level 2 products. Only products in dark limb conditions and without errors (error flag in the MPH set to "0") are used.

3.1 Plot quality information per product (time dependant)

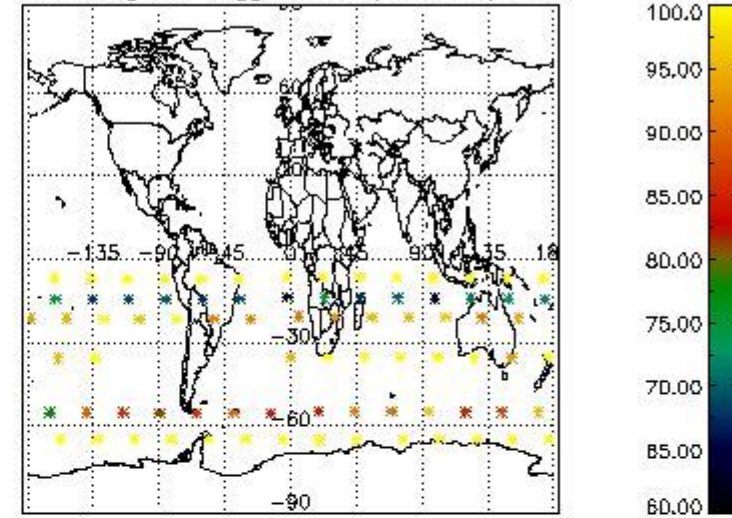


3.2 Plot quality information per product (world map)

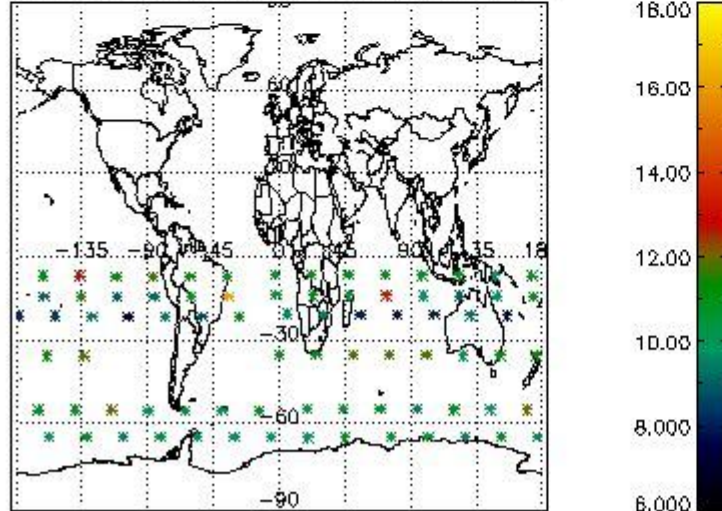
Percentage of flagged data per O3 profile



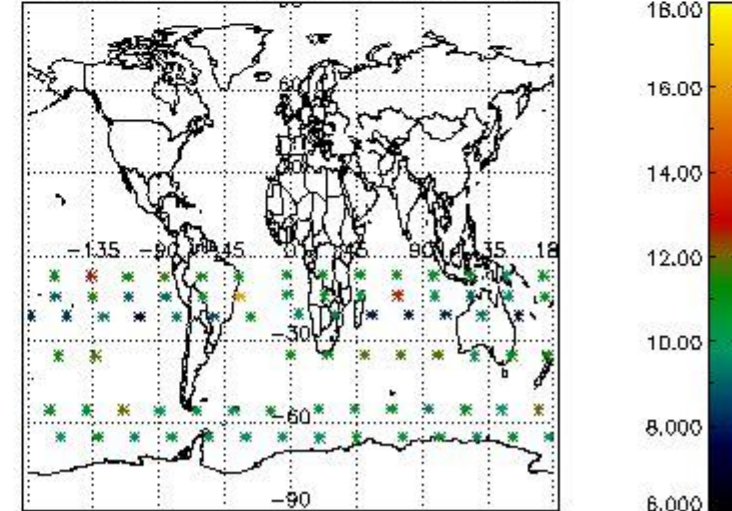
Percentage of flagged data per H2O profile



Percentage of flagged data per NO2 profile



Percentage of flagged data per NO3 profile

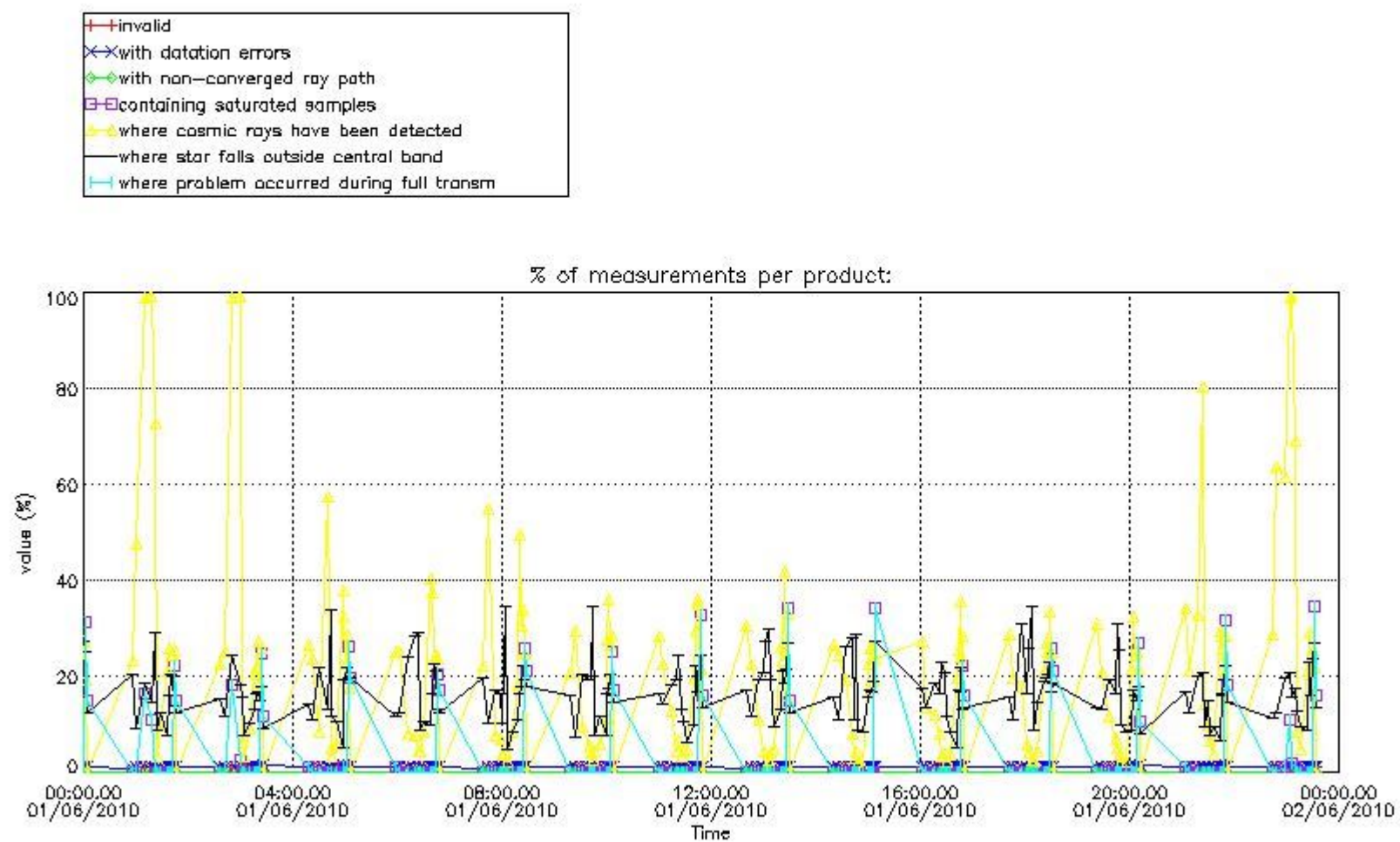


4. Level 1 quality information per product

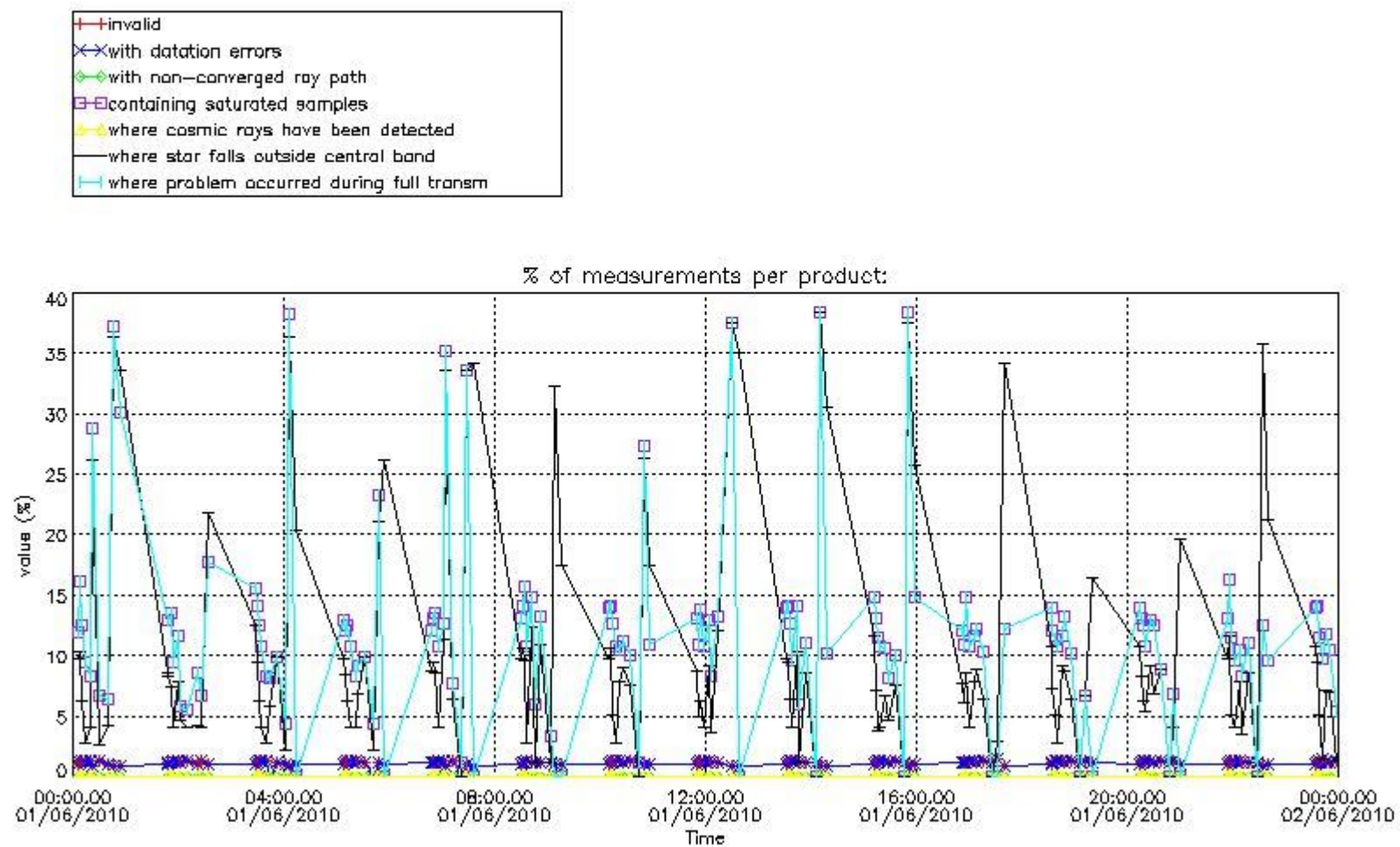
In this section it is plotted some information contained in the Quality Summary data set of the level 2 products that comes from the level 1b processing. Products without errors (error flag in the MPH set to "0") are used.

4.1 Plot quality information per product (time dependant) coming from level 1b processing

4.1.1 Plot level 1 quality information per product (time dependant): ENVISAT ASCENDING passes

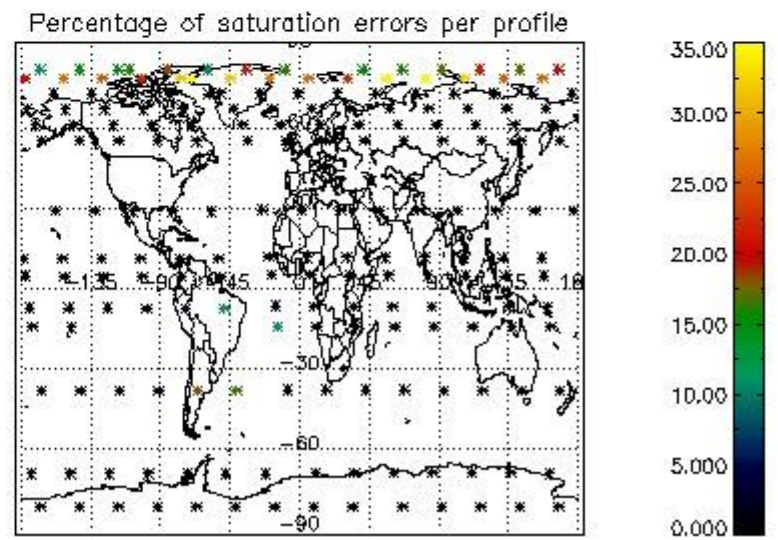
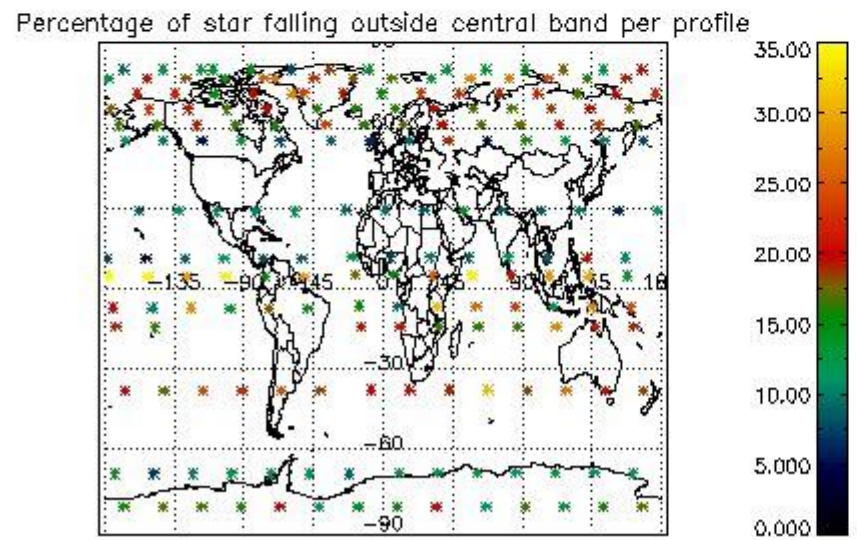
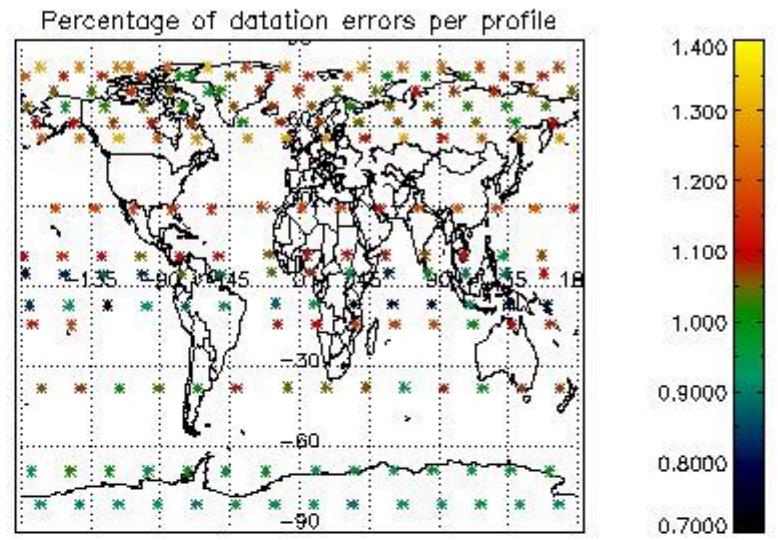
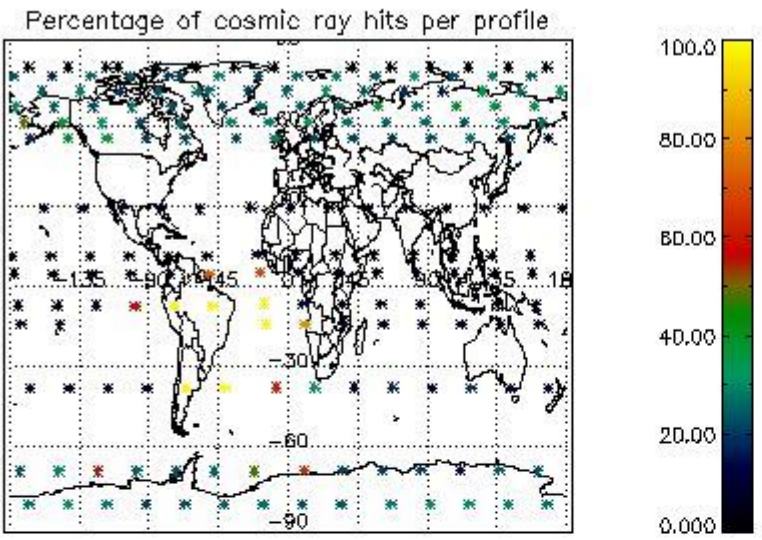


4.1.2 Plot level 1 quality information per product (time dependant): ENVI SAT DESCENDING passes

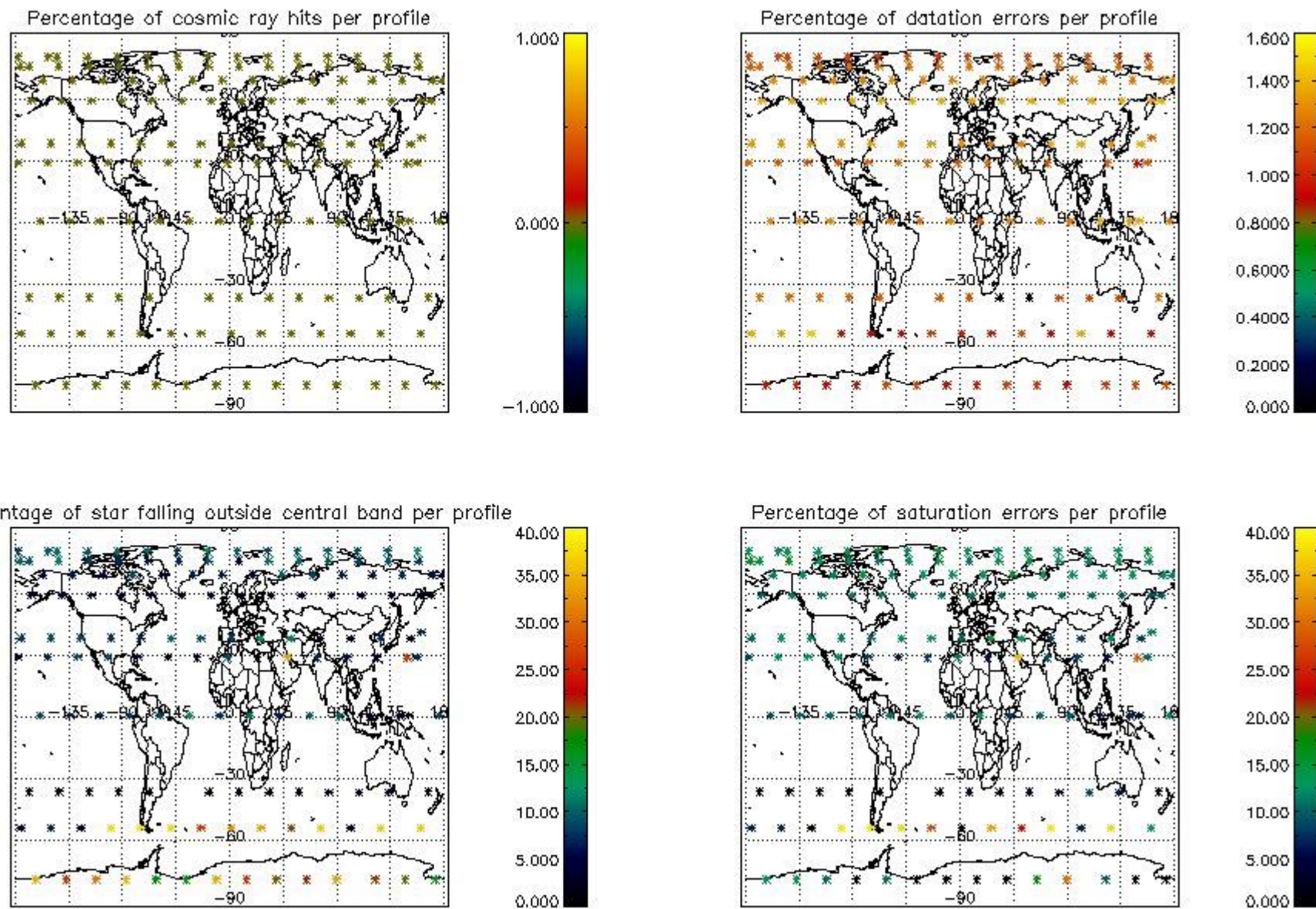


4.2 Plot quality information per product coming from level 1b processing (world map)

4.2.1 Plot level 1 quality information per product (world map): ENVISAT ASCENDING passes



4.2.2 Plot level 1 quality information per product (world map): ENVISAT DESCENDING passes



5. Trace gas profiles

5.1 Ozone statistics based on quality of products

The final quality of the products can be "measured" using the STD (Standard Deviation) attached to every point profile. This information is written to the parameter GOM_NL__2P/NL_LOCAL_SPECIES_DENSITY/o3_std of the level 2 products. The table below shows the statistics for given STD ranges.

The statistics are given with respect to the overall valid production:

- Products without fatal errors: GOM_NL__2P/MPH/PRODUCT_ERR=0
- Valid point profile: GOM_NL__2P/NL_LOCAL_SPECIES_DENSITY/pcd(0)=0

The 'Criteria' is applied to valid points of dark limb products:

- Products in dark limb illumination condition: GOM_NL__2P/NL_SUMMARY_QUALITY/obs_ill_cond=0
- Products without fatal errors: GOM_NL__2P/MPH/PRODUCT_ERR=0
- Valid point profile: GOM_NL__2P/NL_LOCAL_SPECIES_DENSITY/pcd(0)=0

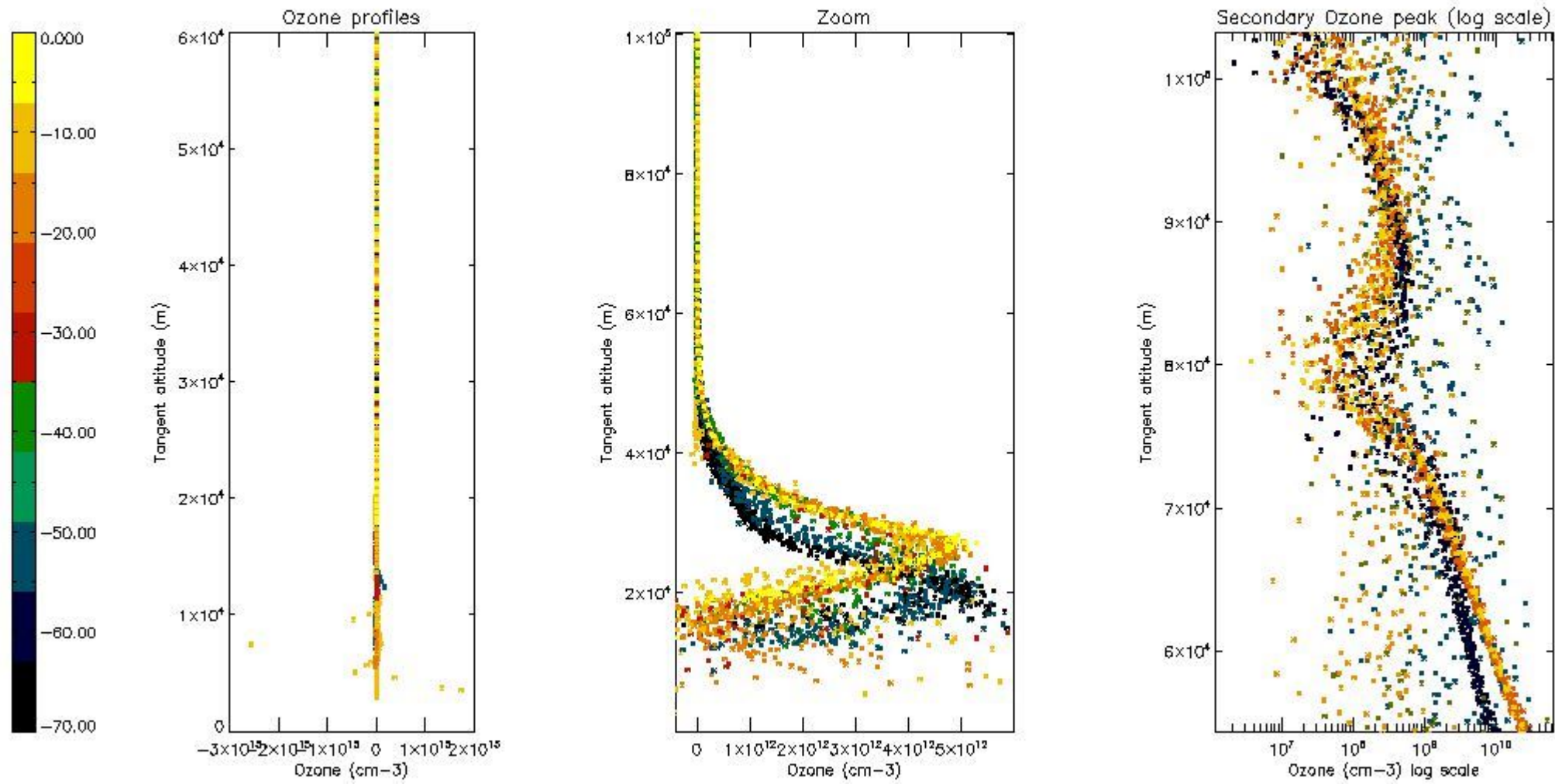
So, the table below shows the percentage of dark limb and valid observations for each criteria with respect to the overall valid daily observations.

Criteria	% of total production
All STD	27
STD < 20	13

STD < 10	9
STD < 5	6

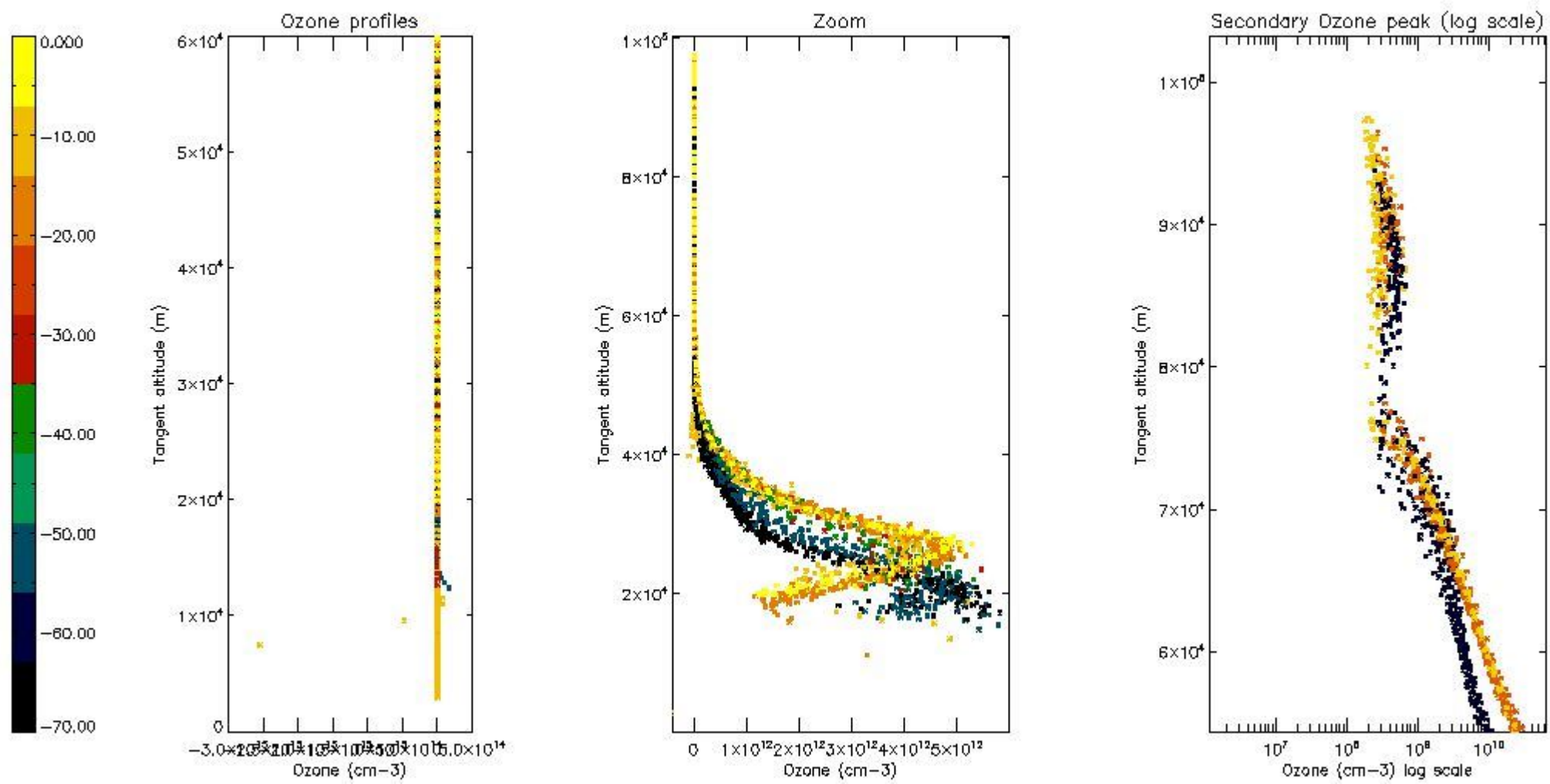
5.2 Plot ozone profiles for all STD (dark without errors)

The colorbar represents the latitude.



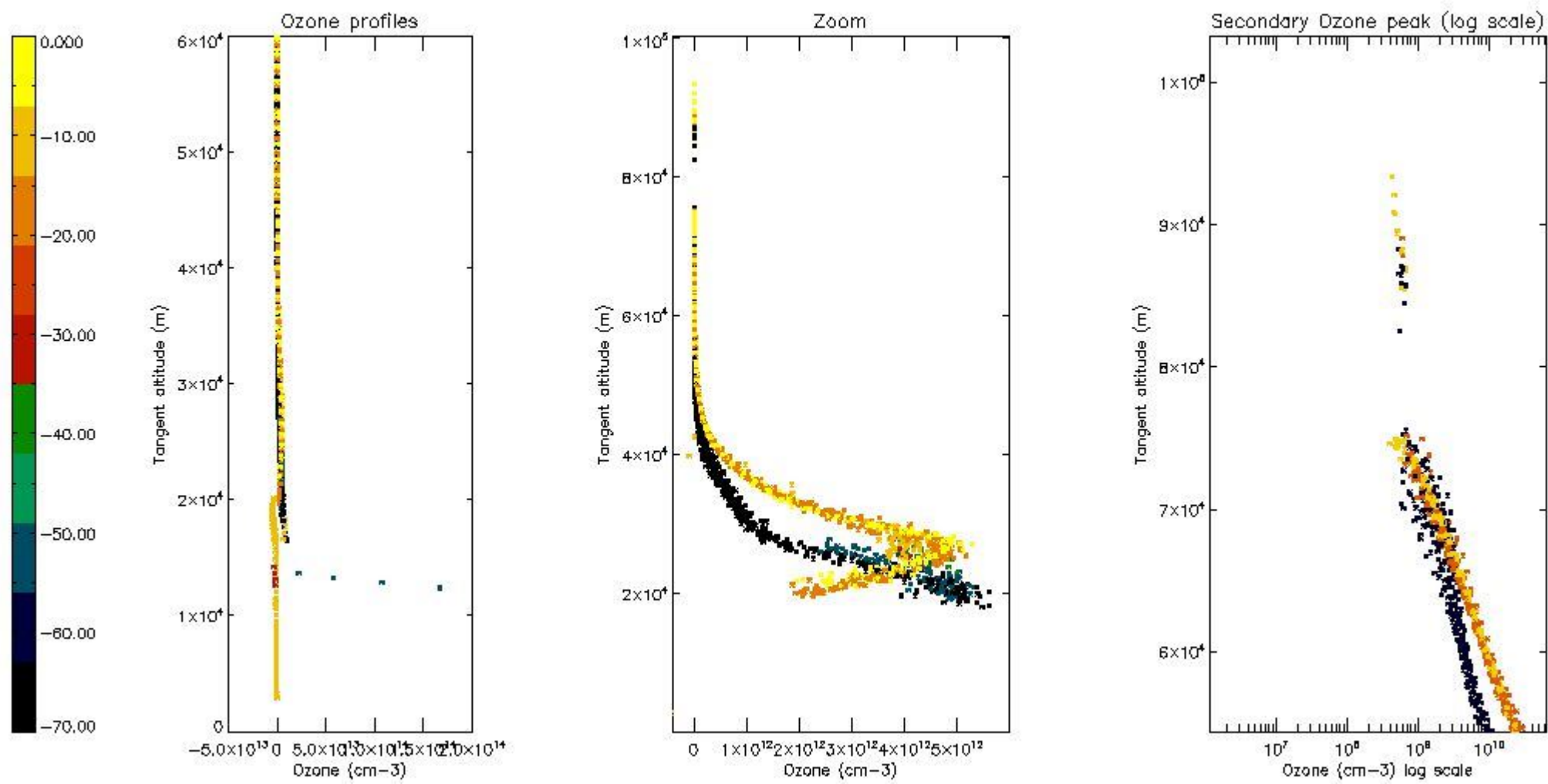
5.3 Plot ozone profiles where STD < 20% (dark without errors)

The colorbar represents the latitude.



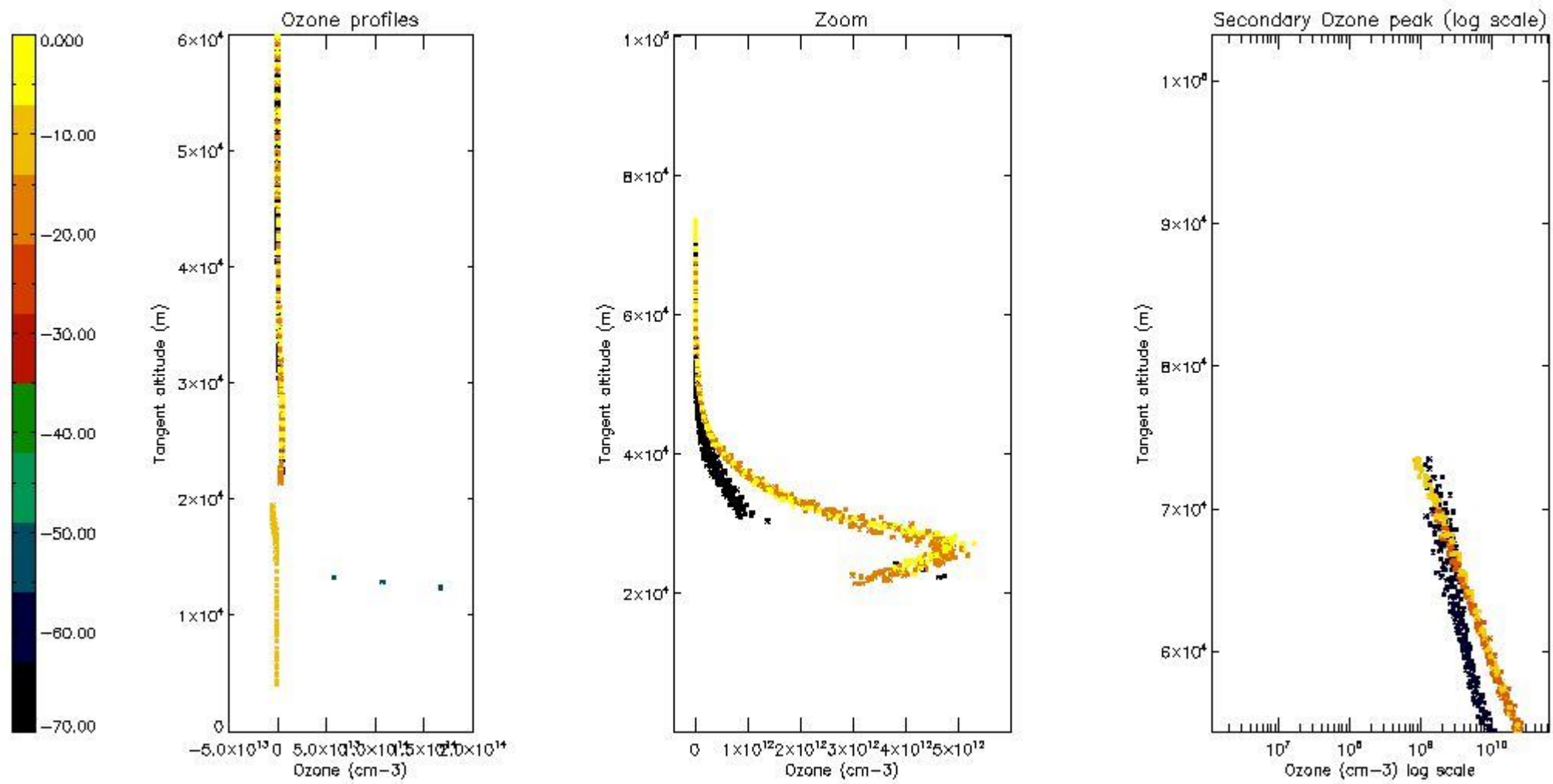
5.4 Plot ozone profiles where STD < 10% (dark without errors)

The colorbar represents the latitude.



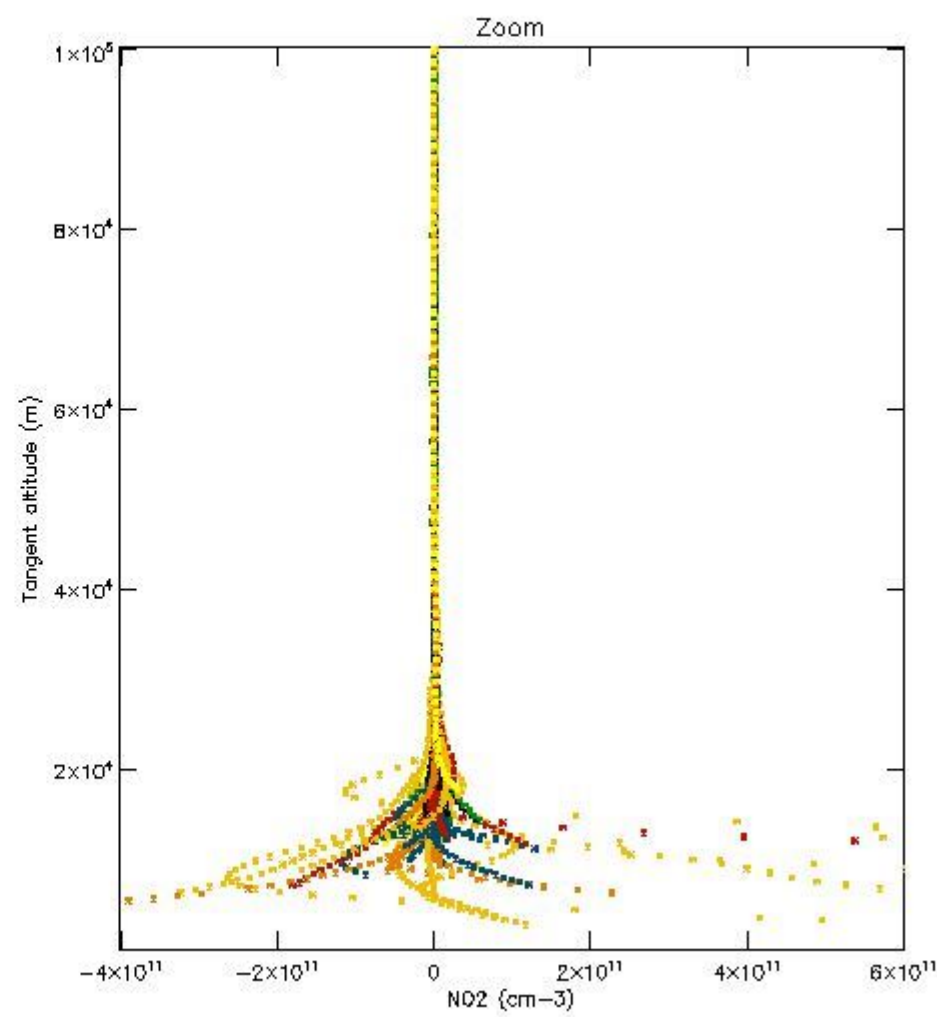
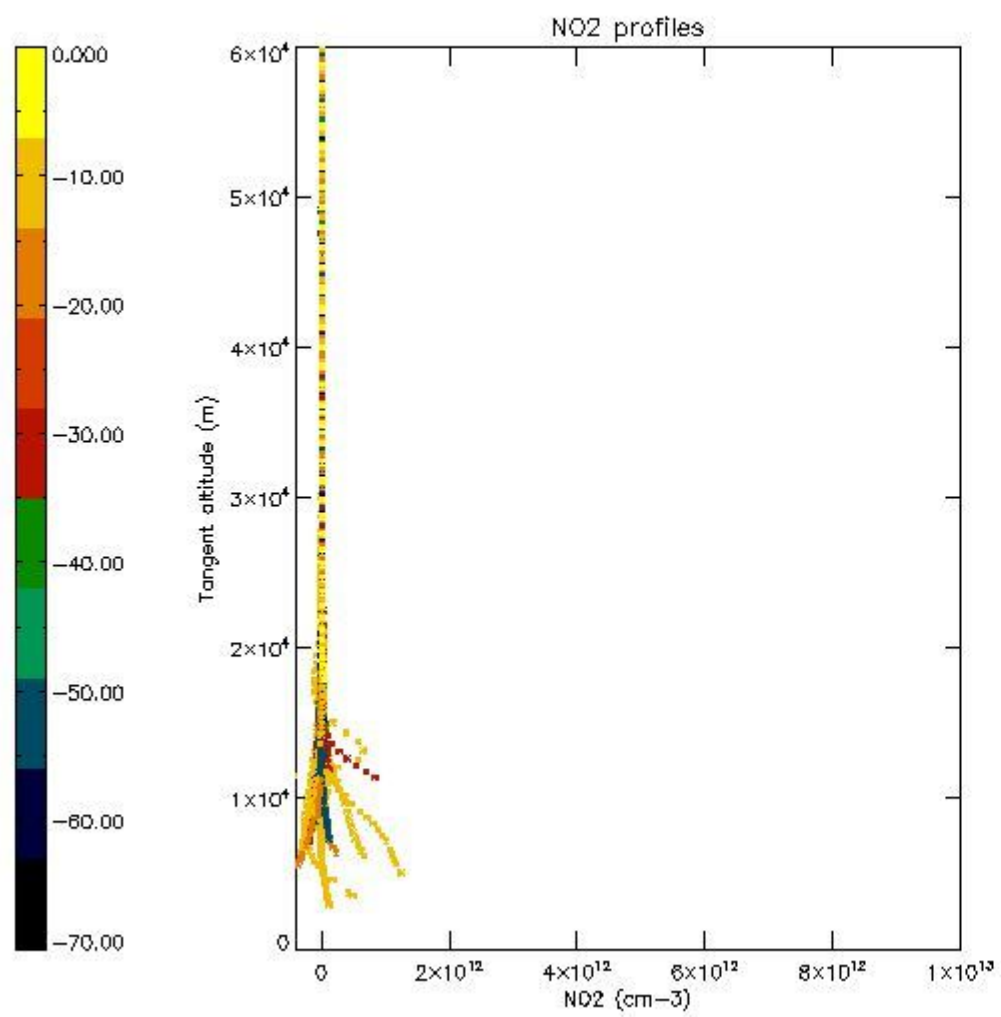
5.5 Plot ozone profiles where STD < 5% (dark without errors)

The colorbar represents the latitude.



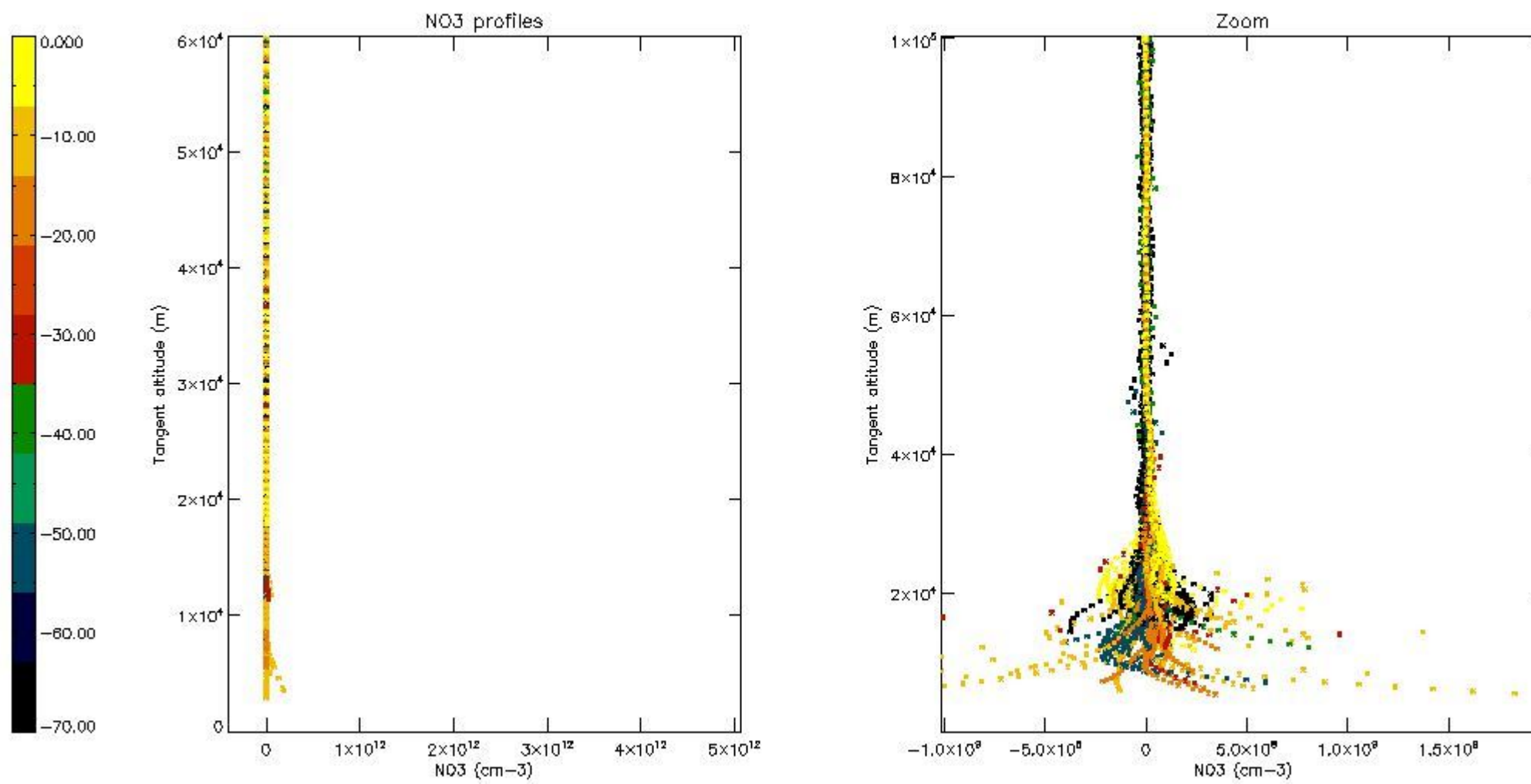
5.6 Plot NO₂ profiles for all STD (dark without errors)

The colorbar represents the latitude.



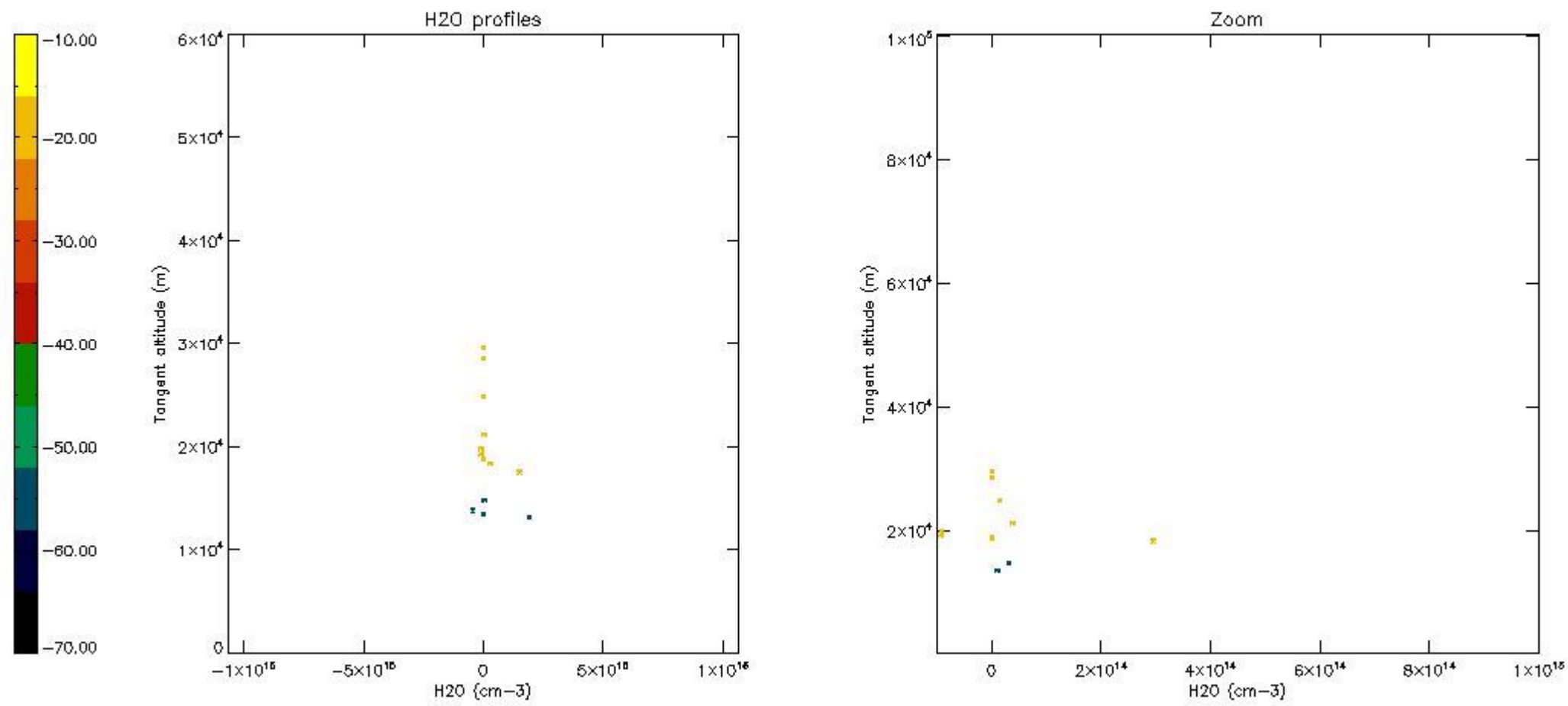
5.7 Plot NO3 profiles for all STD (dark without errors)

The colorbar represents the latitude.



5.8 Plot H₂O profiles for all STD (only for occultations of stars 1,2,3,4,13,14,16,26,63 dark without errors)

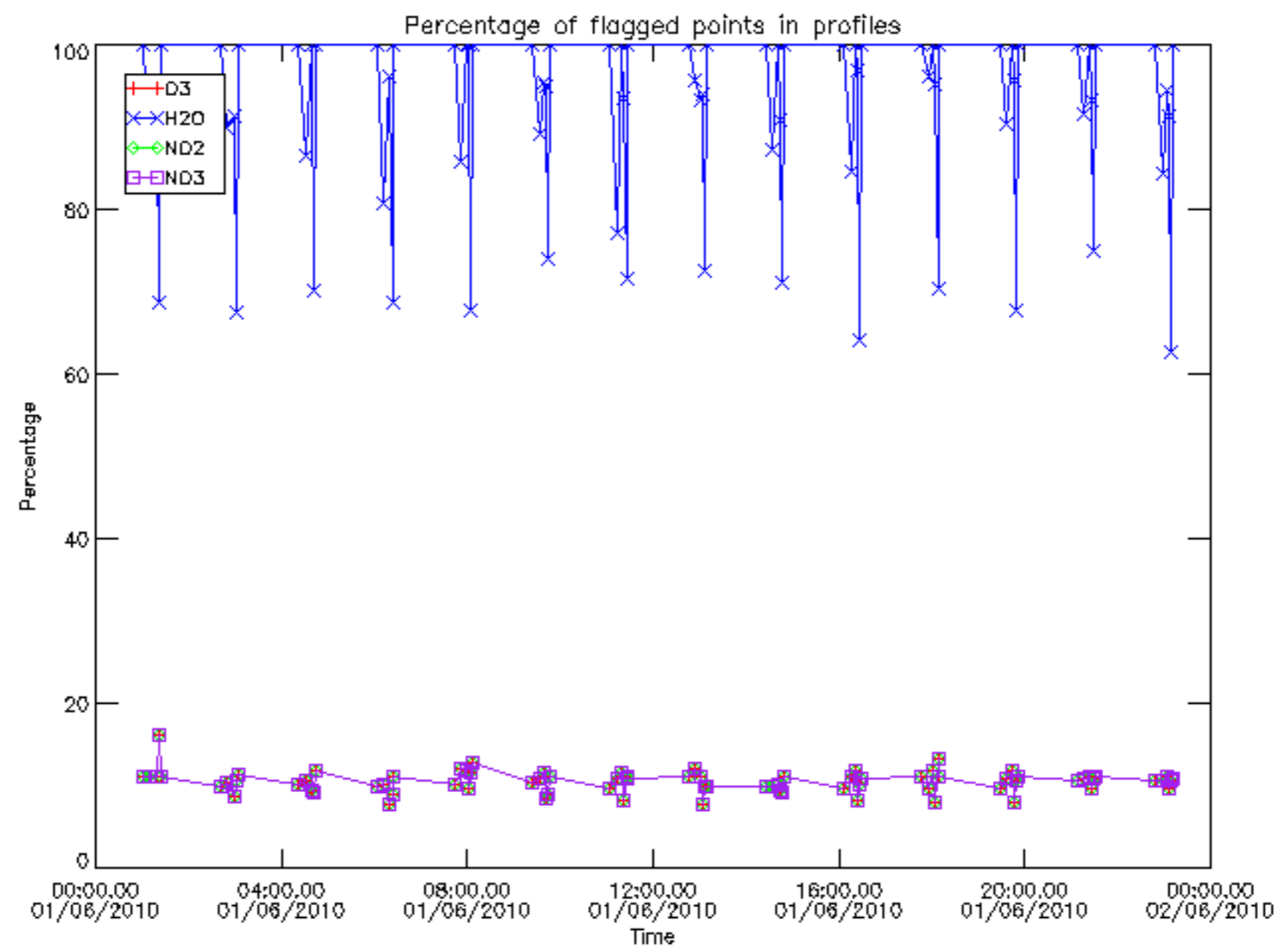
The colorbar represents the latitude.



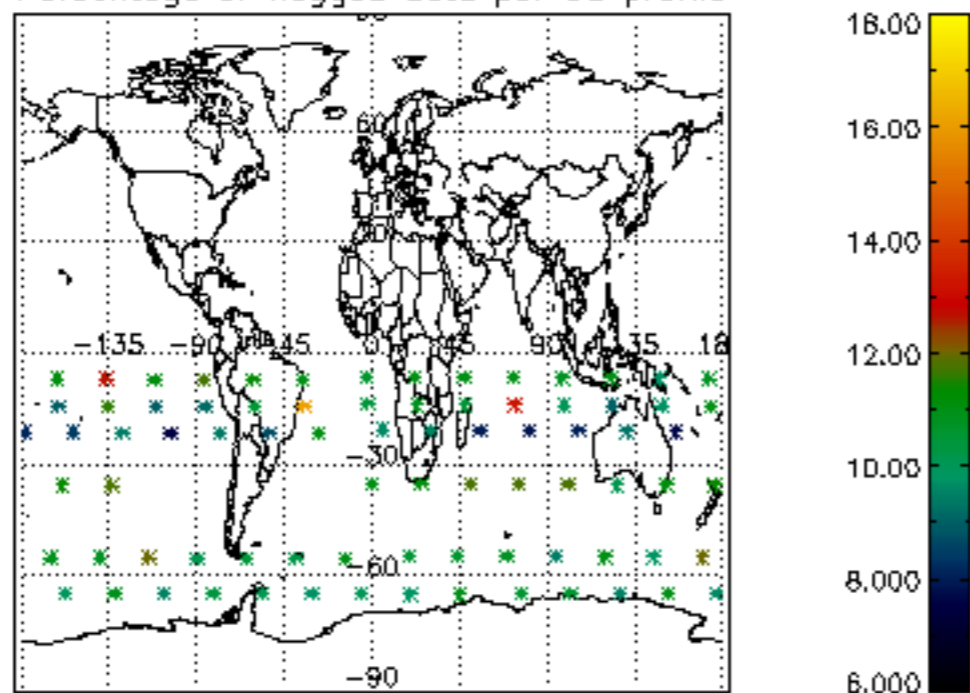
6. Auxiliary Data Files used for the production reported in section 2

The number reported in the third column indicates since which file (see list in section 2) the corresponding auxiliary file has been used. The fourth column is the date of those product files.

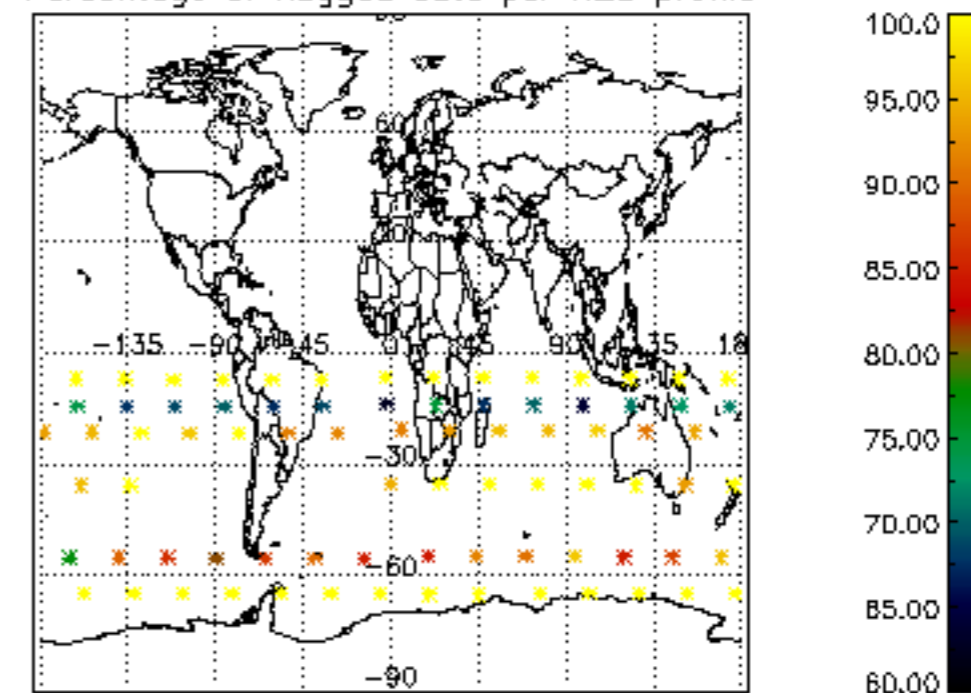
Type	Auxiliary Filename	Used since product	Used since product date
INST_PHYS_CHARACTERISTICS	GOM_INS_AXVIEC20091111_143220_20030716_120000_20500101_000000	1	01-JUN-2010 00:00:45
LEVEL-2_PROC_CONFIG	GOM_PR2_AXVIEC20091111_152718_20020301_000000_20500101_000000	1	01-JUN-2010 00:00:45
CROSS_SECTIONS_FILE	GOM_CRS_AXVIEC20091111_154832_20020301_000000_20500101_000000	1	01-JUN-2010 00:00:45



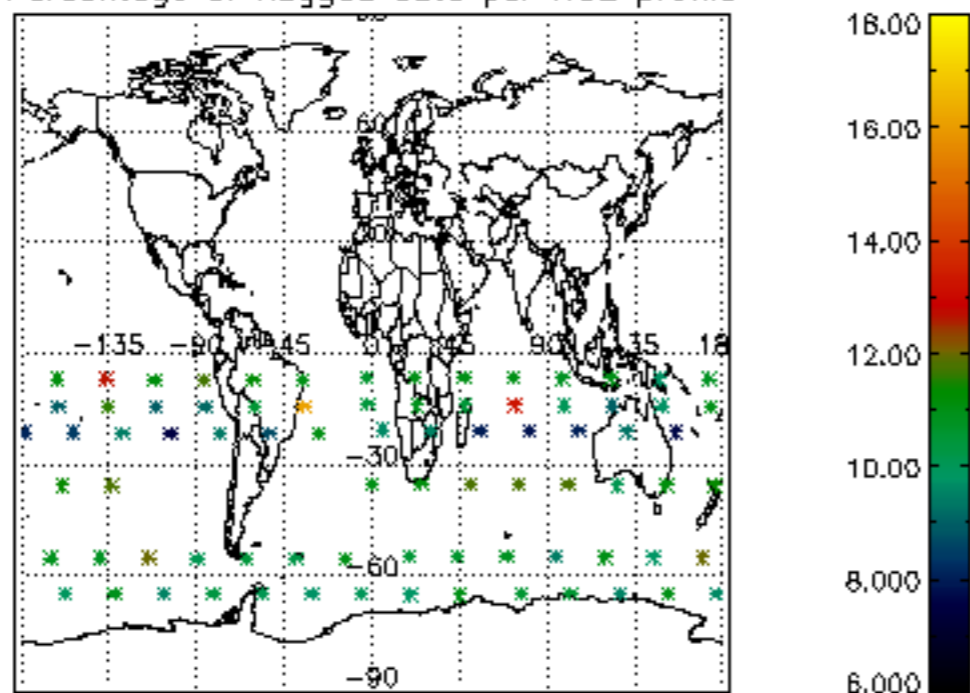
Percentage of flagged data per D3 profile



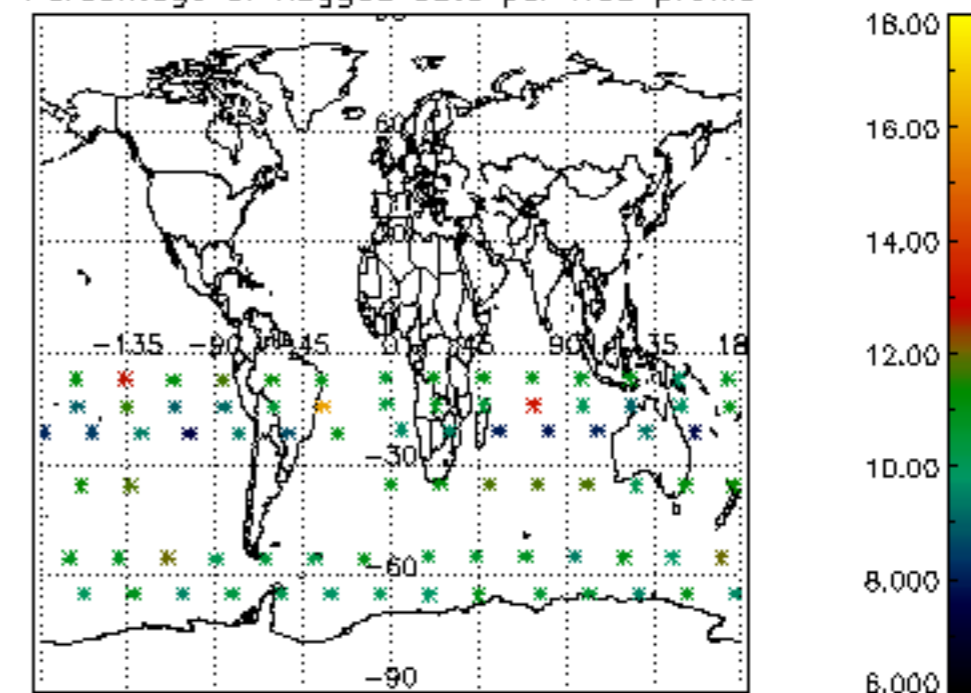
Percentage of flagged data per H2O profile

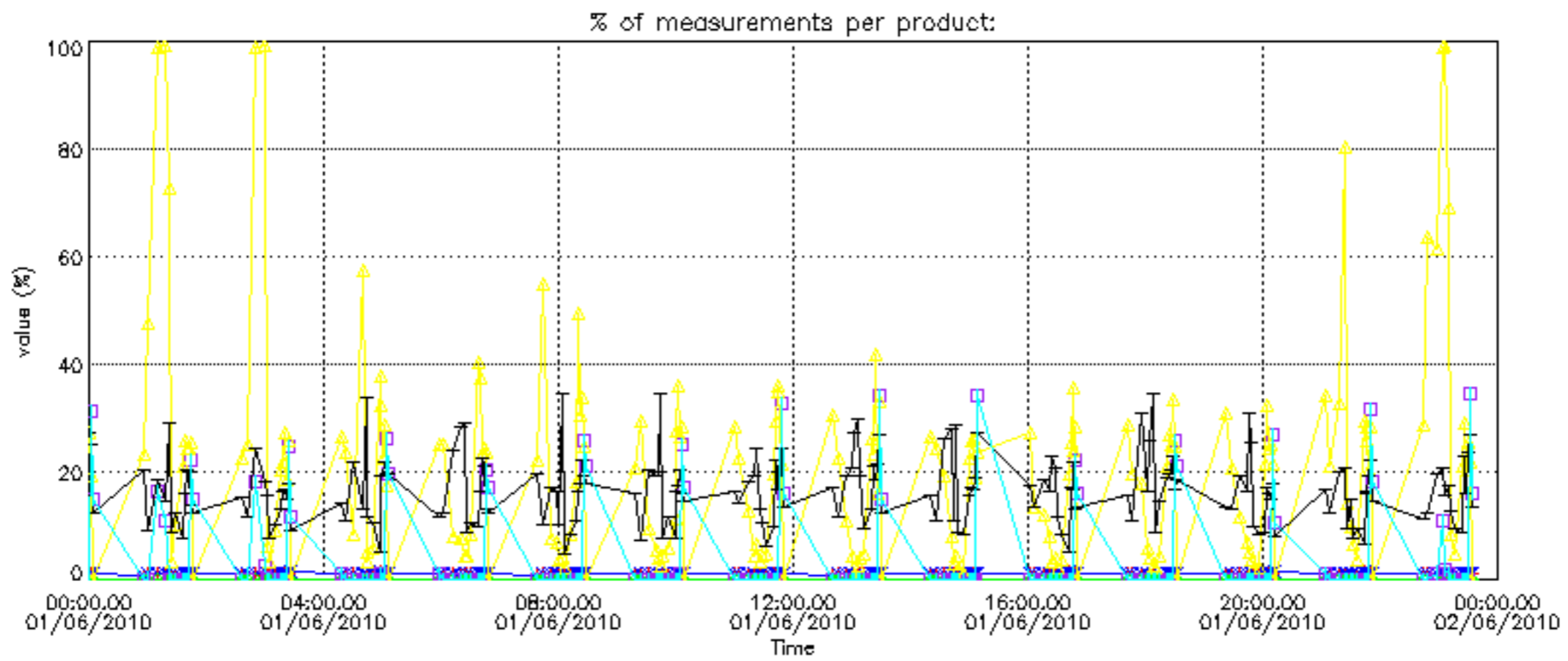


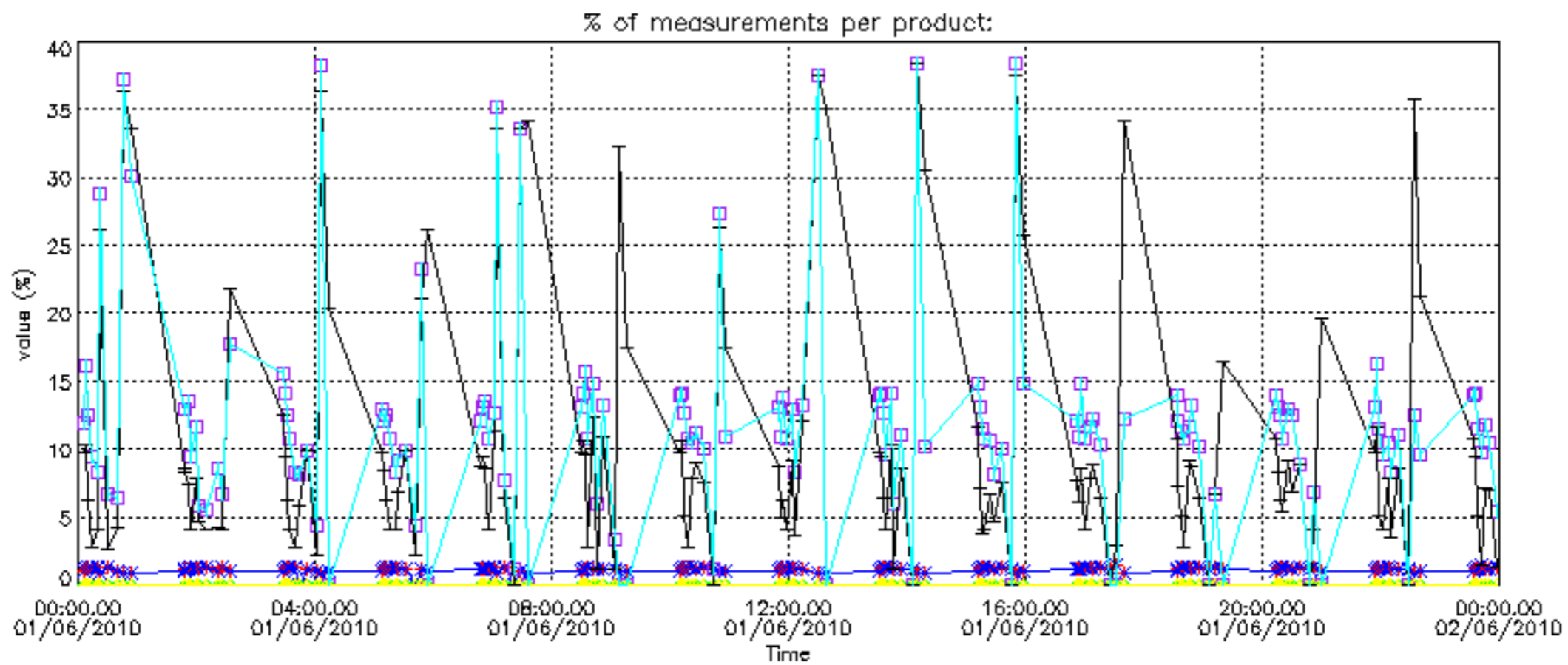
Percentage of flagged data per NO2 profile



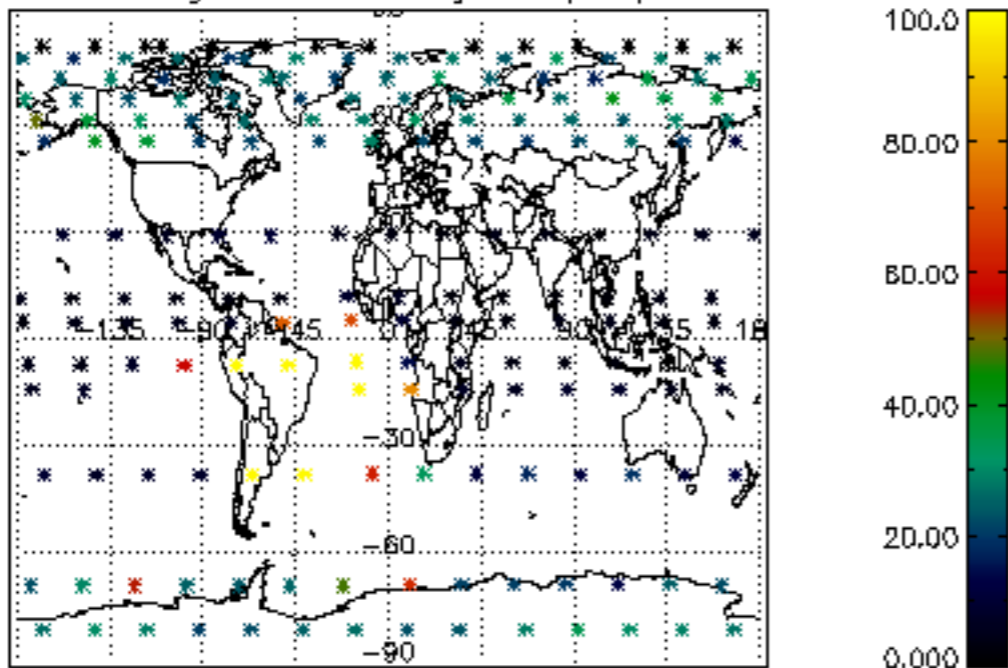
Percentage of flagged data per NO3 profile



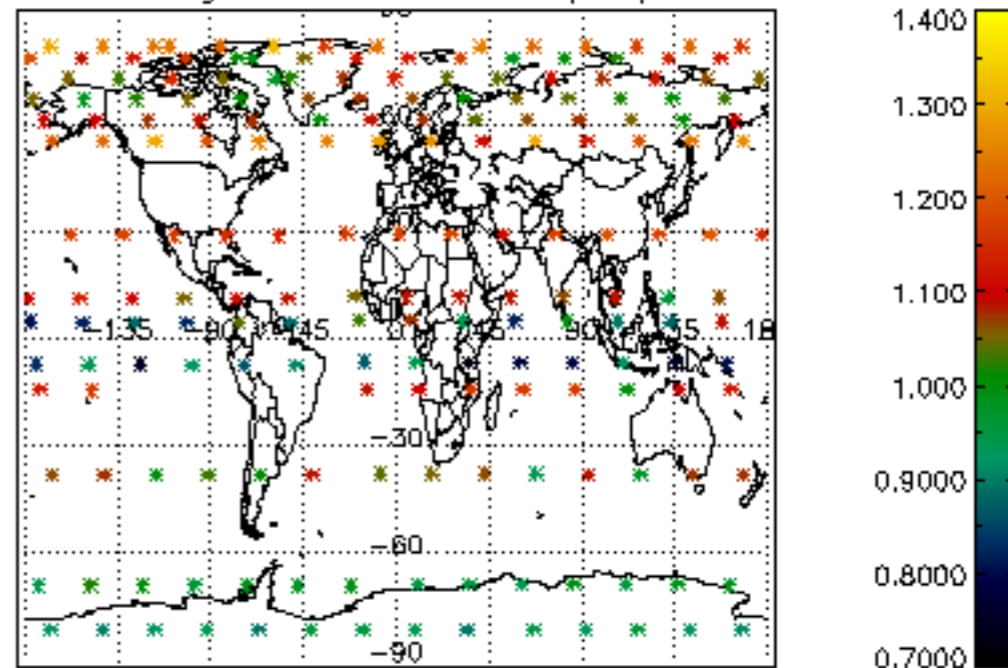




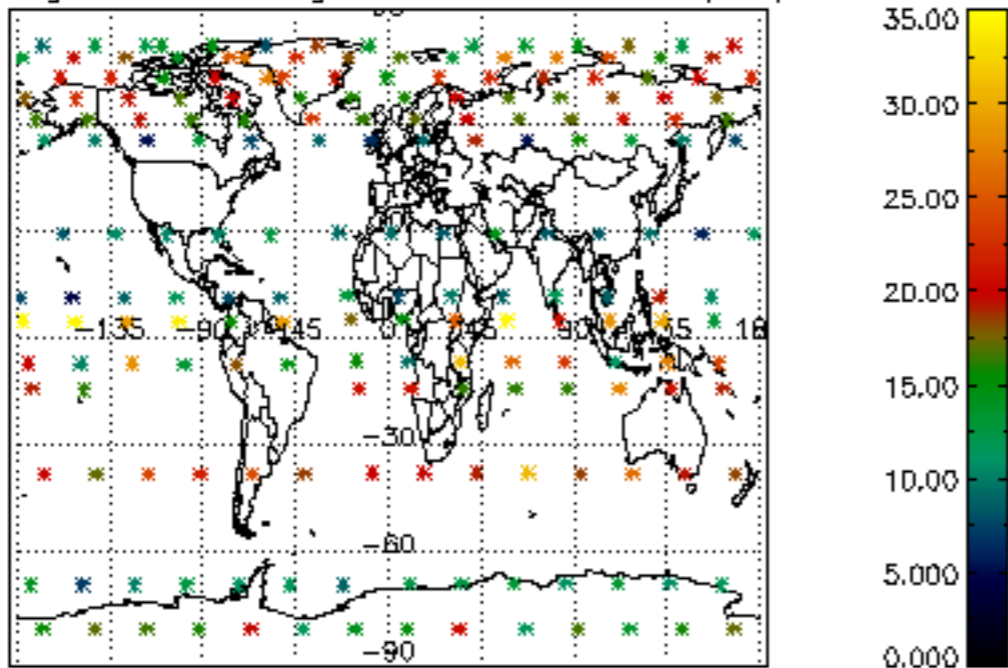
Percentage of cosmic ray hits per profile



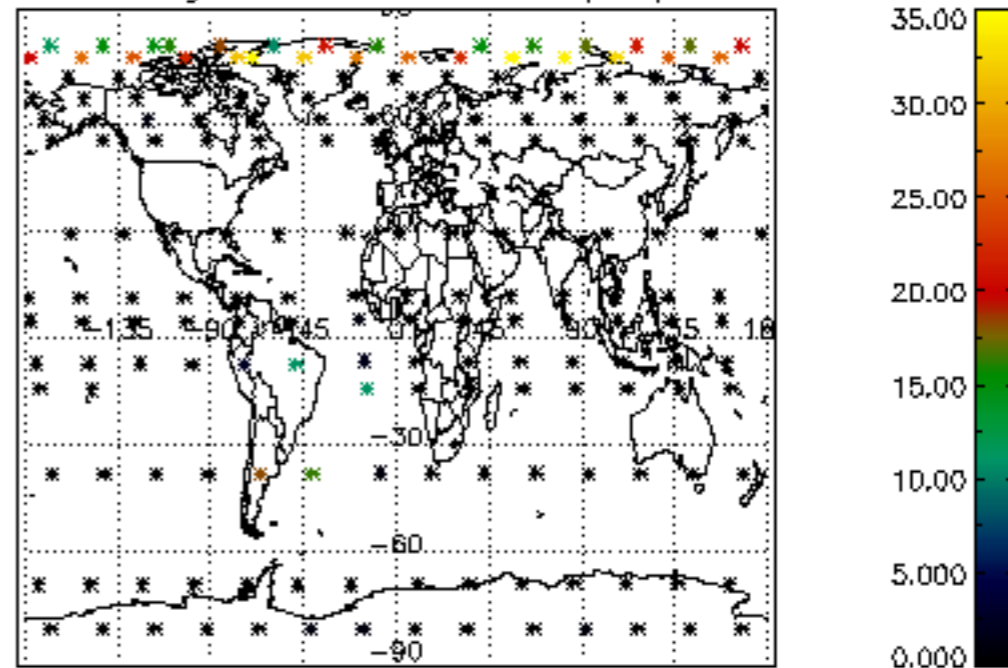
Percentage of datation errors per profile



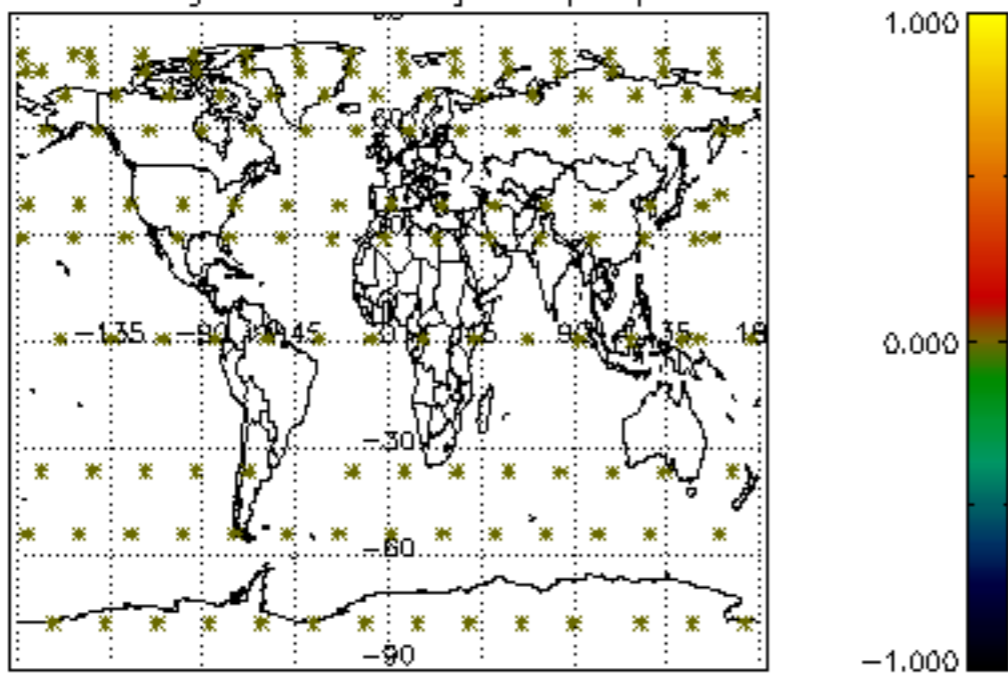
Percentage of star falling outside central band per profile



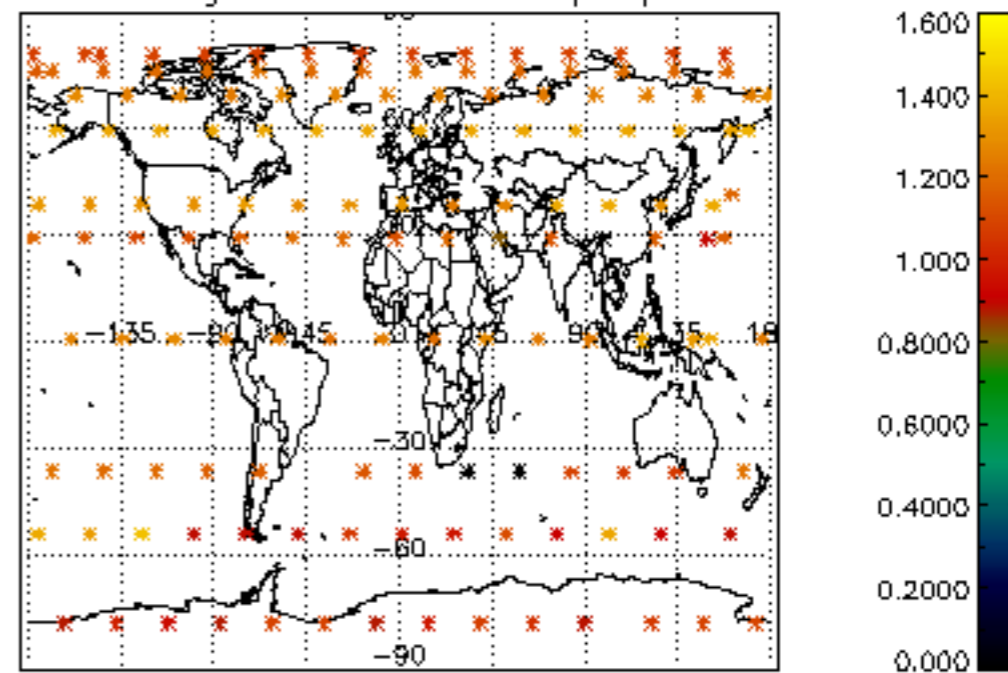
Percentage of saturation errors per profile



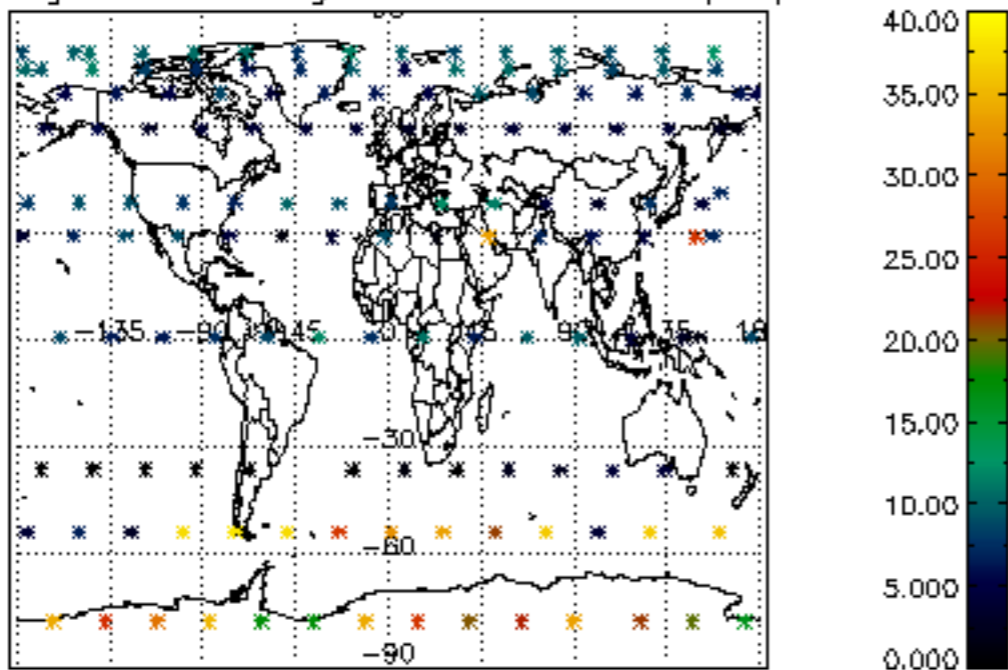
Percentage of cosmic ray hits per profile



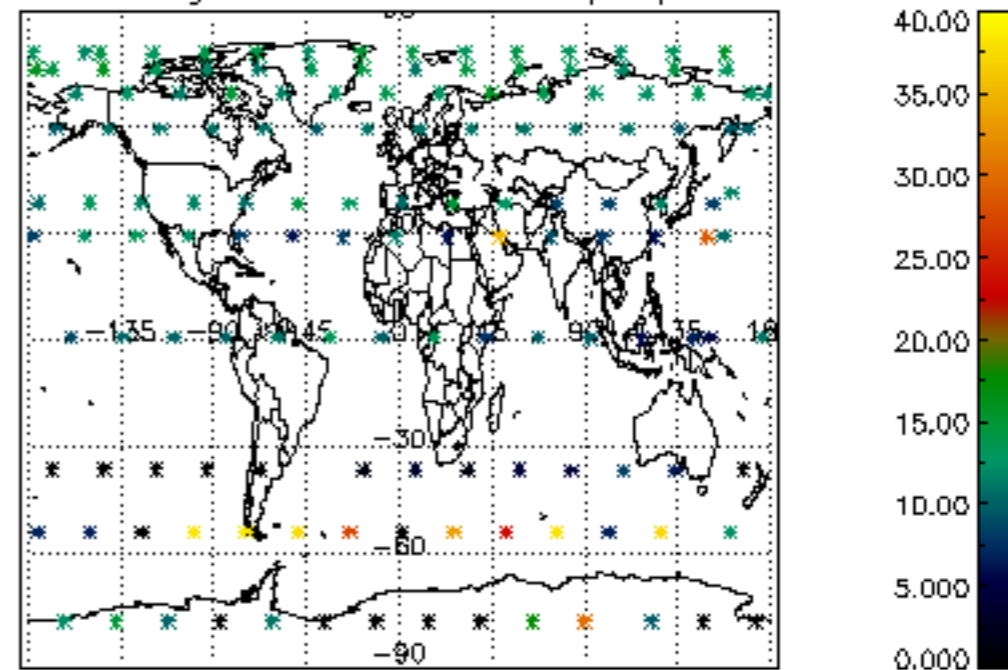
Percentage of datation errors per profile

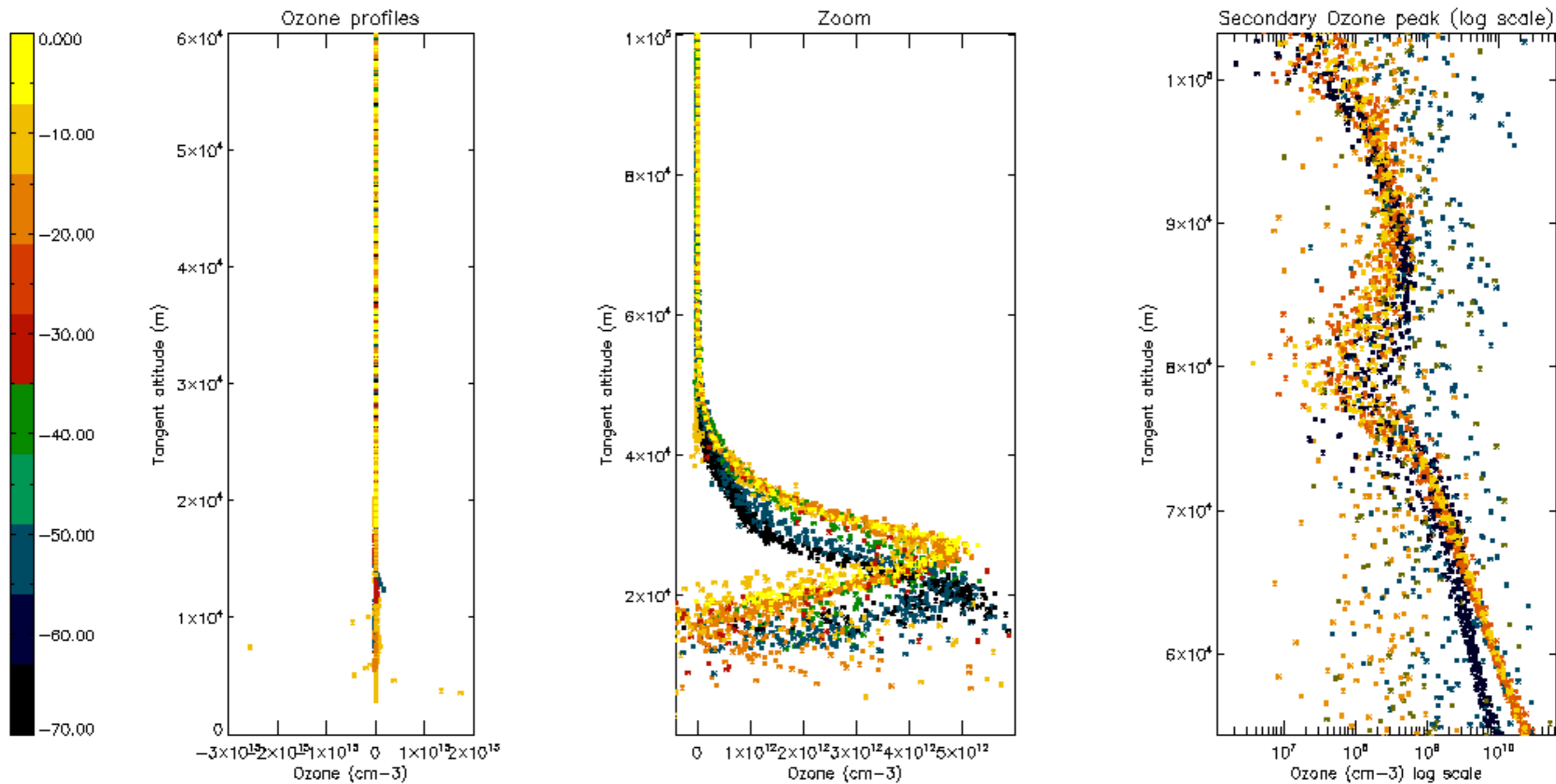


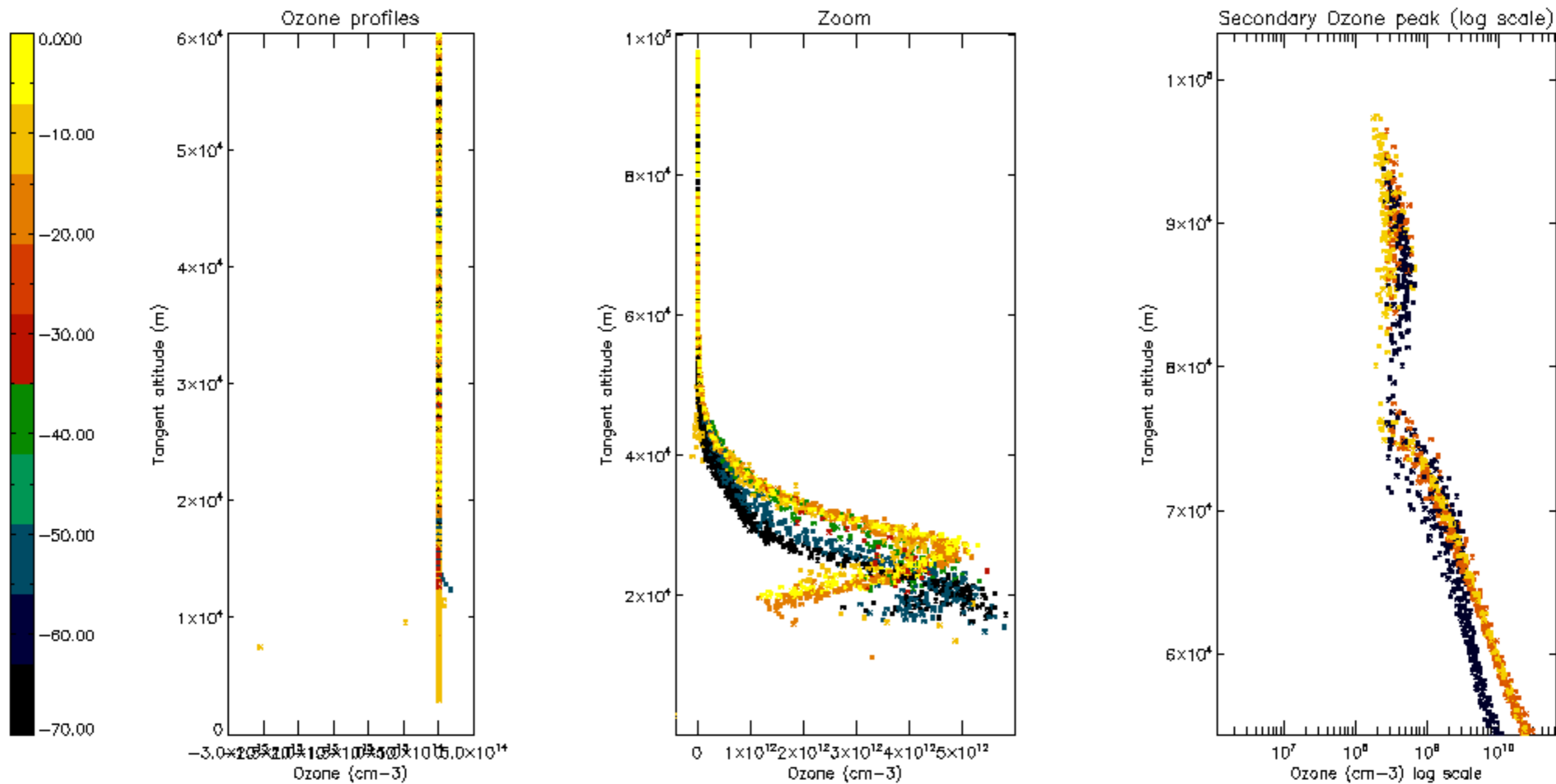
Percentage of star falling outside central band per profile

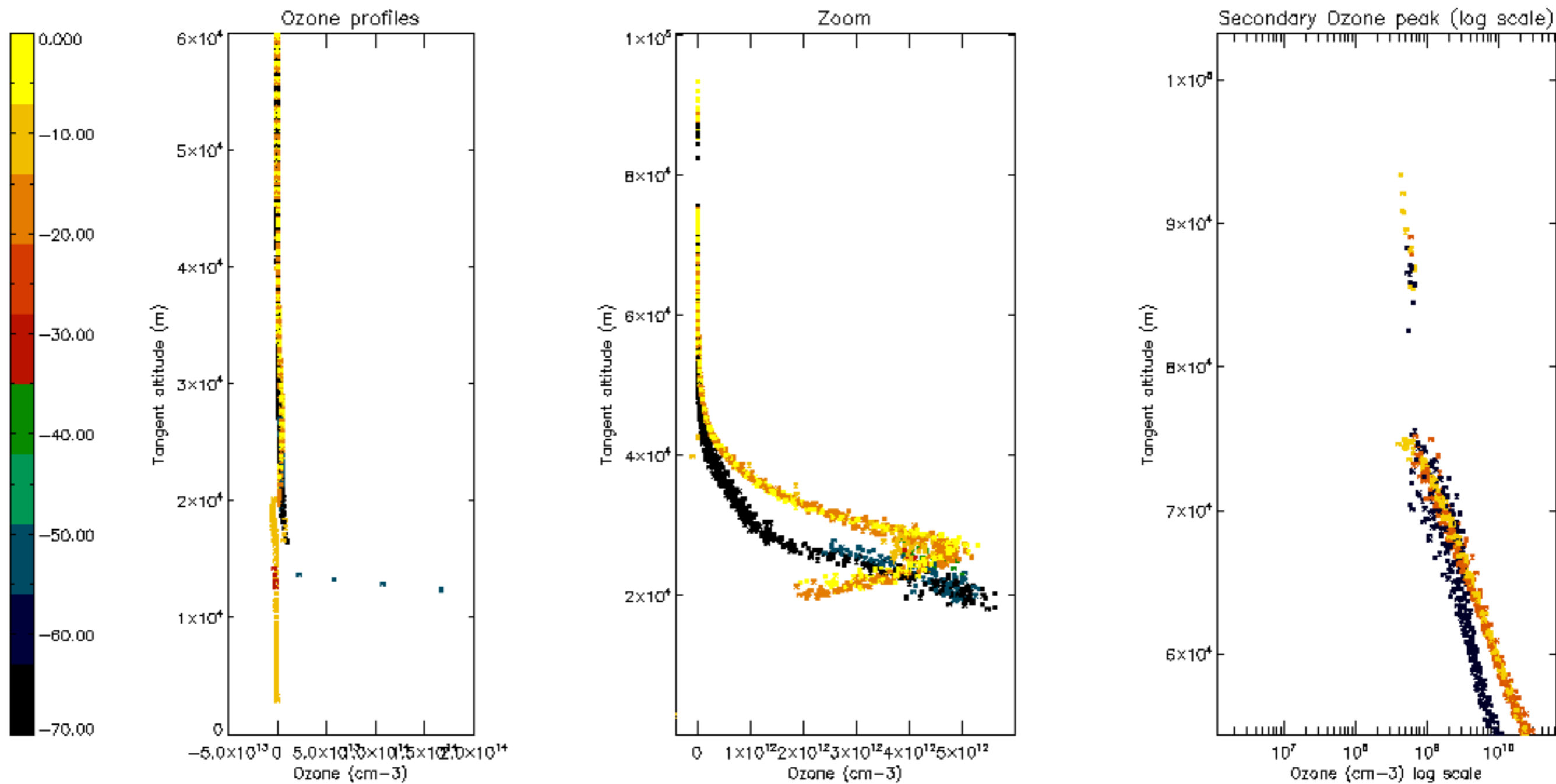


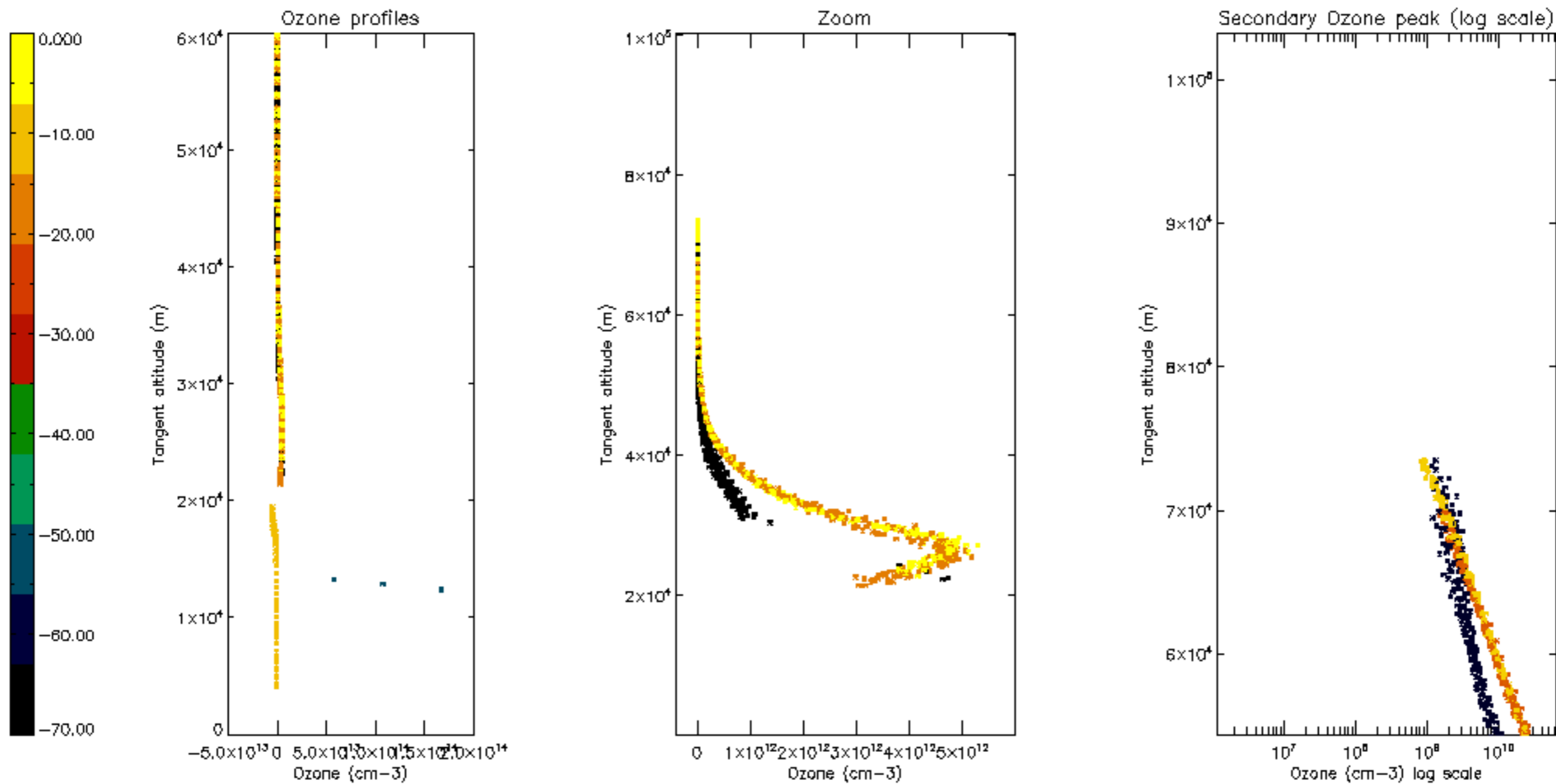
Percentage of saturation errors per profile

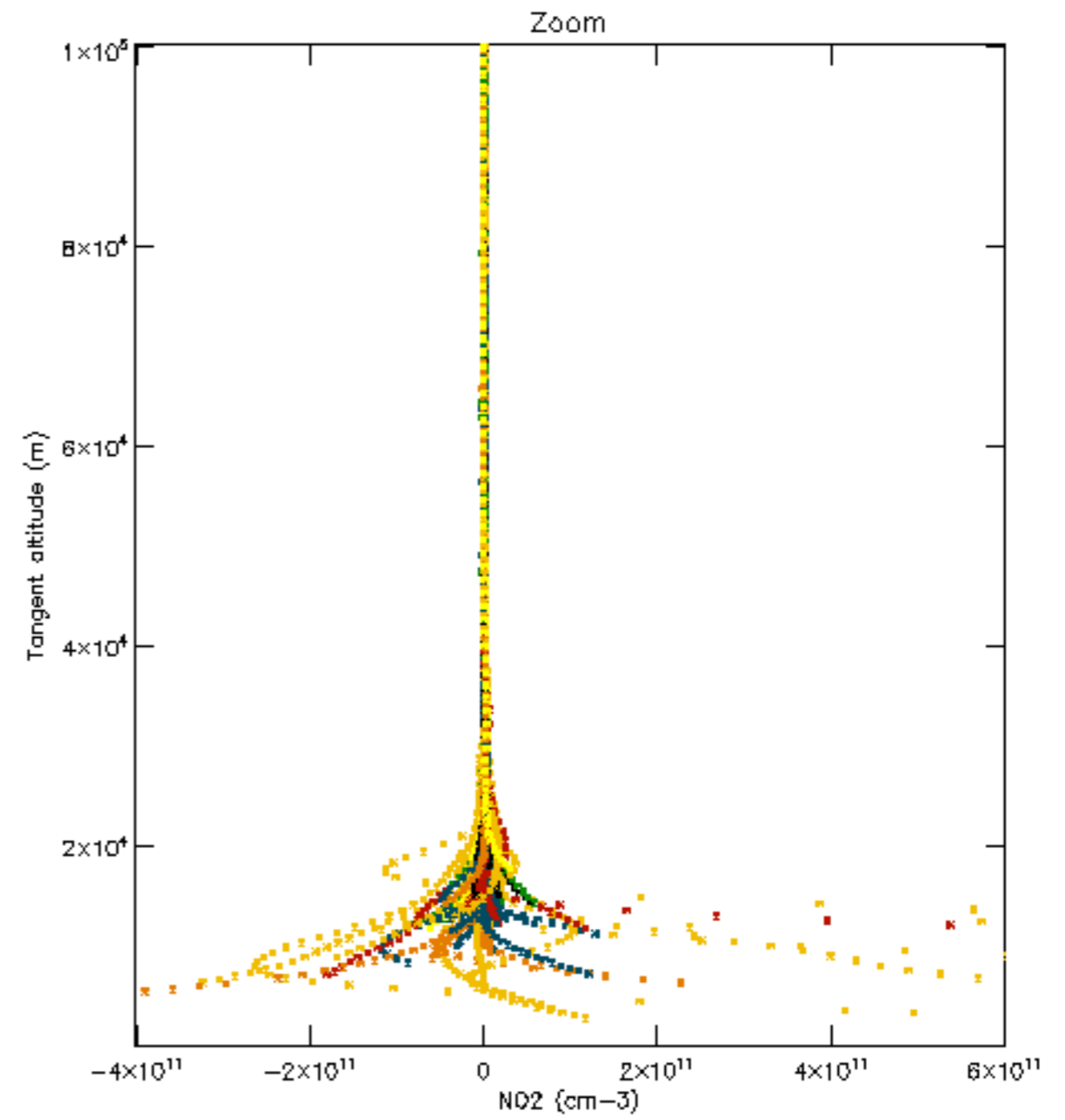
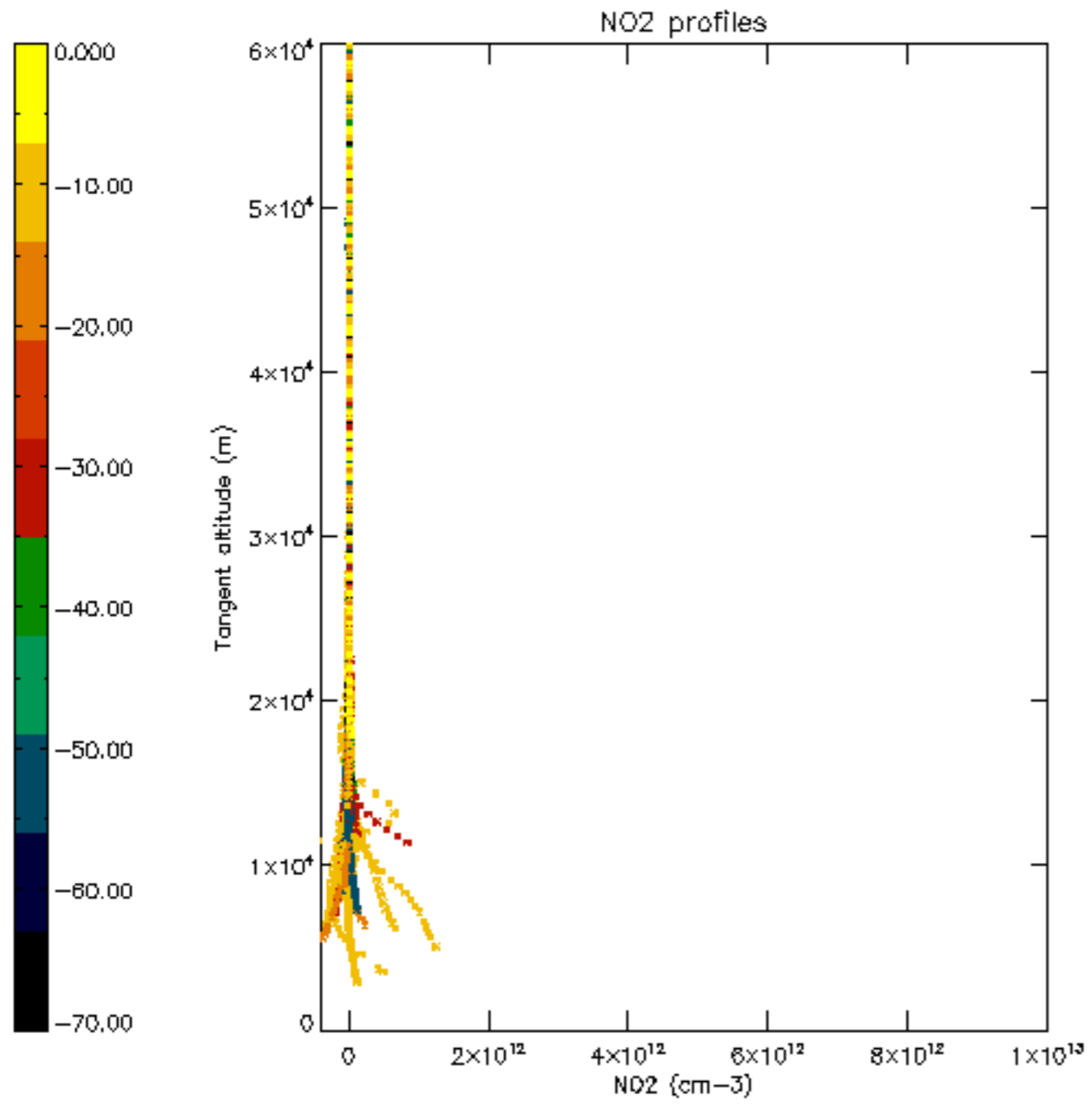


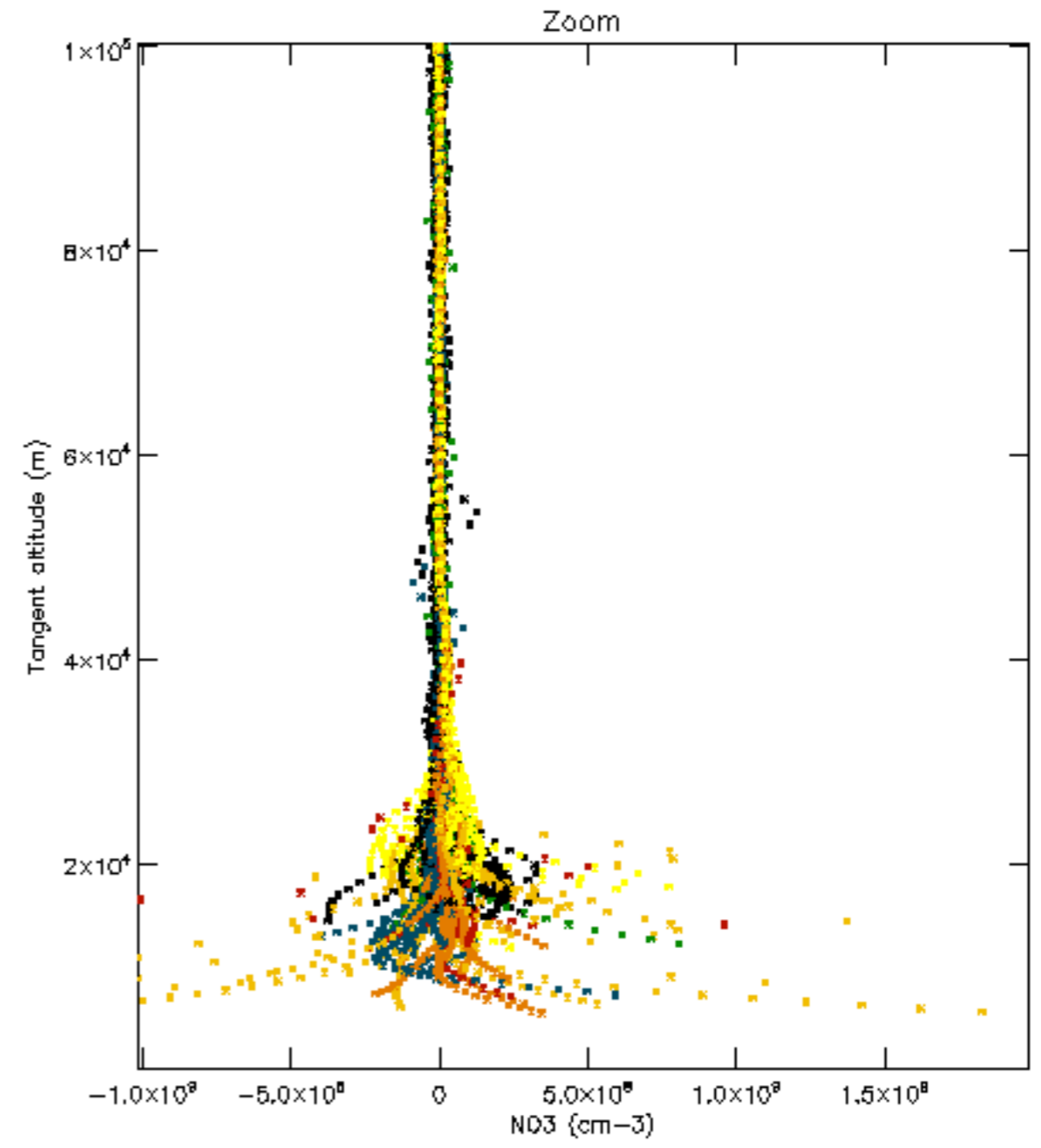
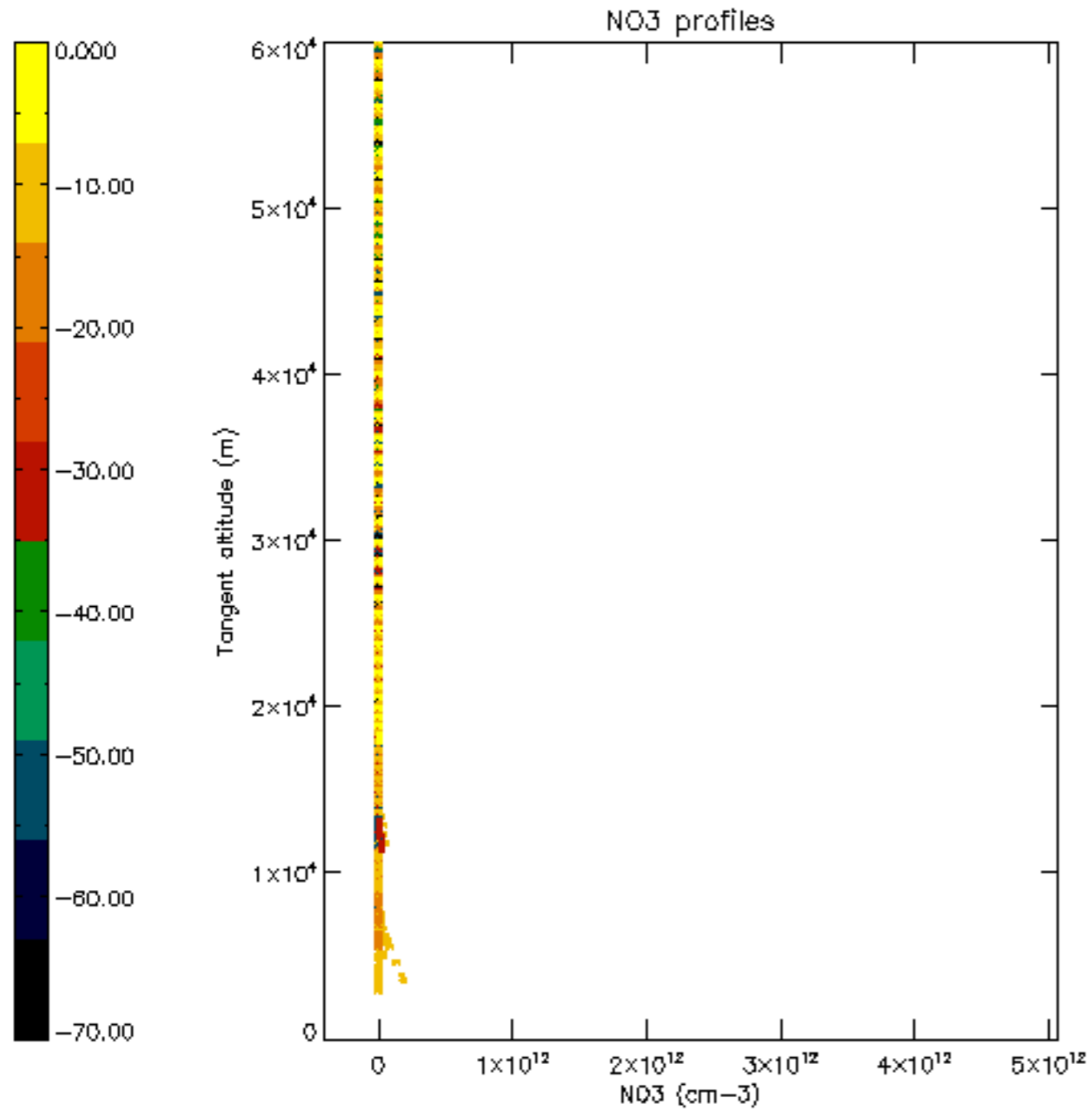


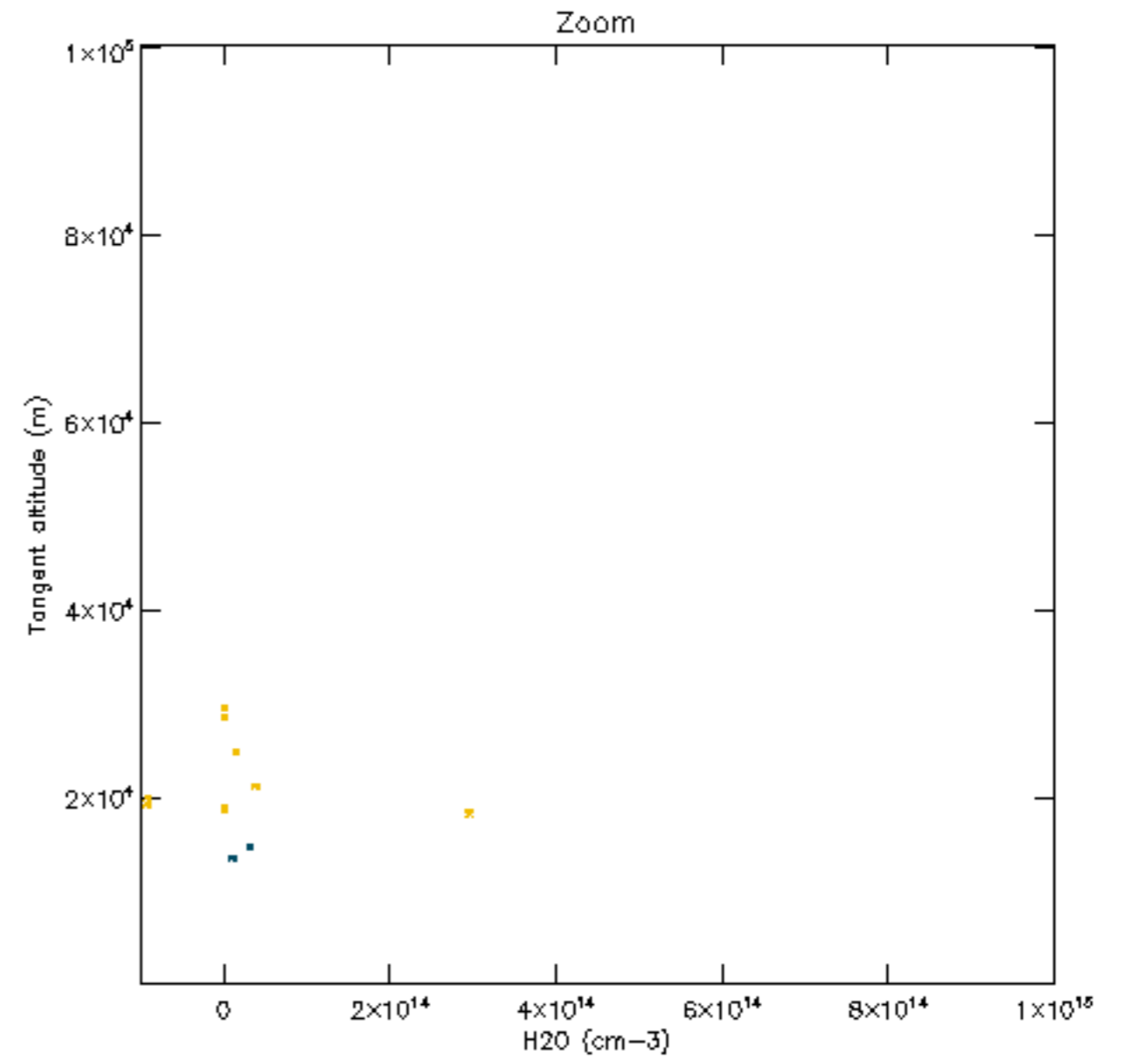
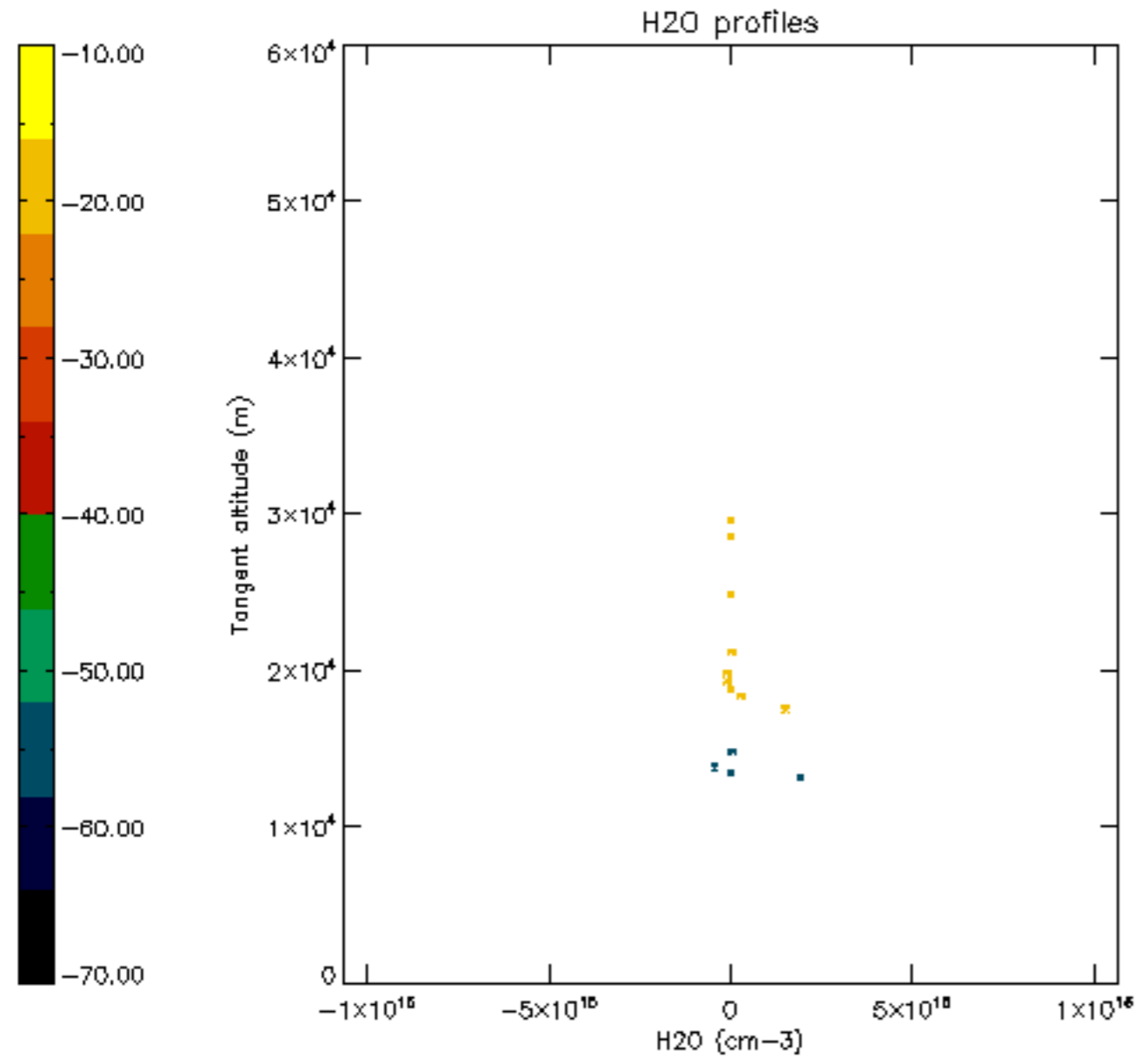


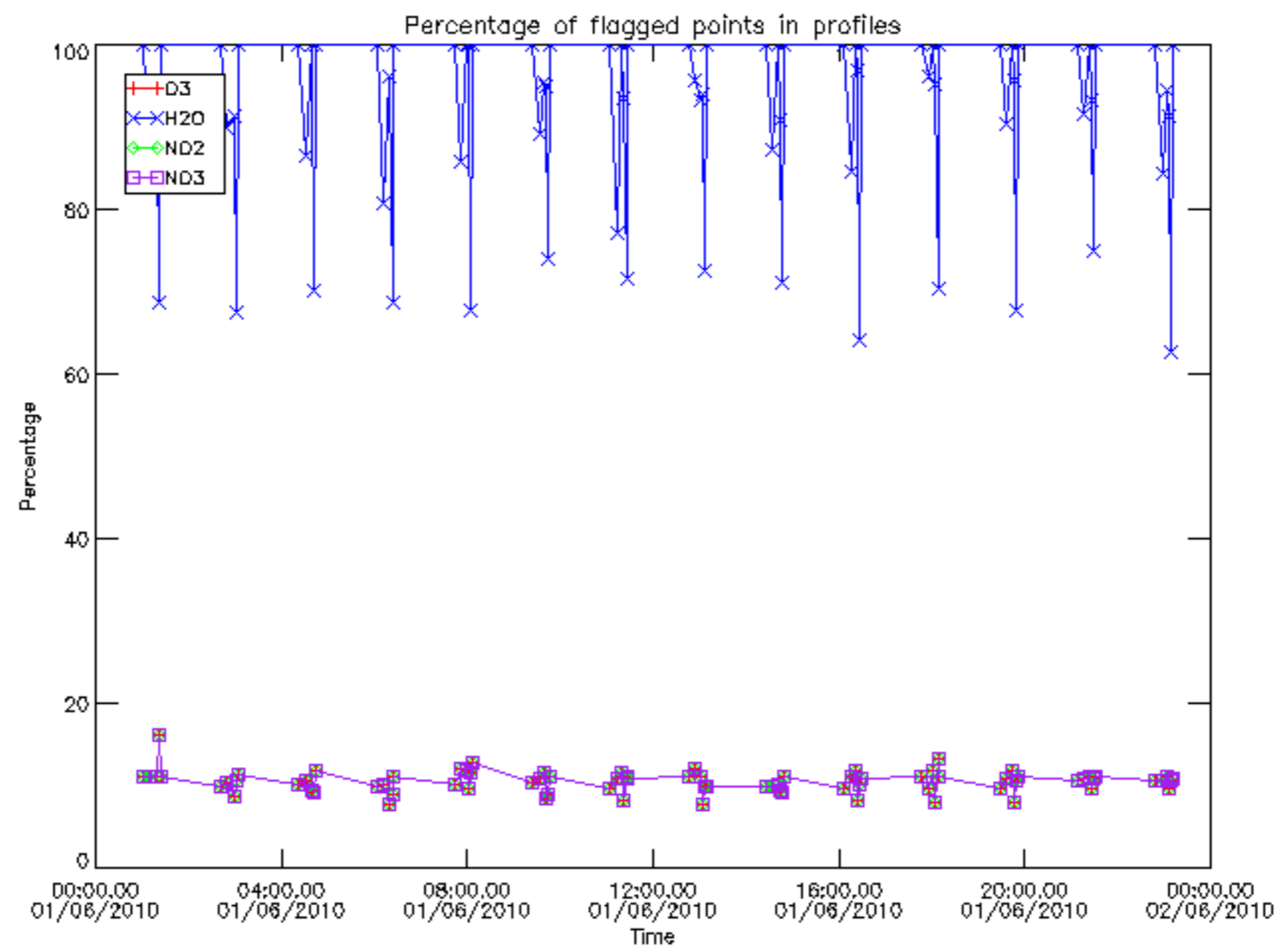




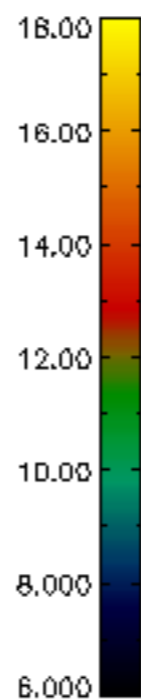
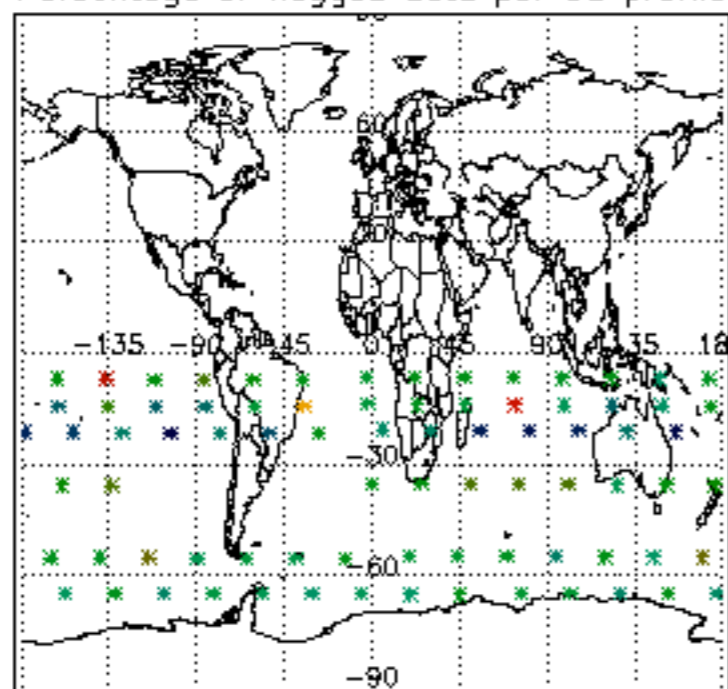




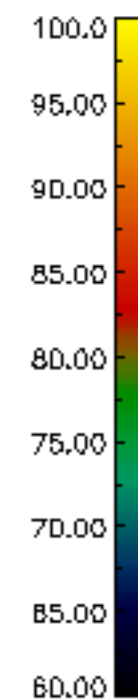
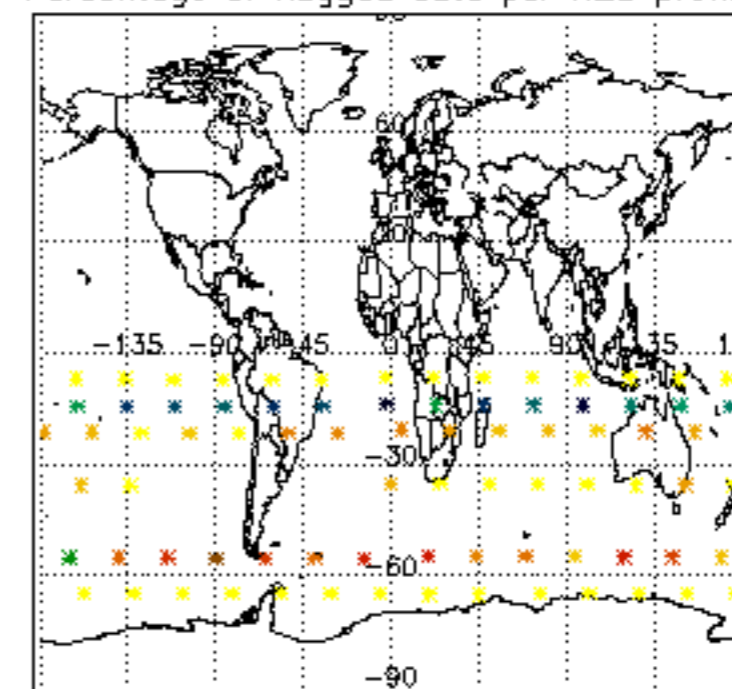




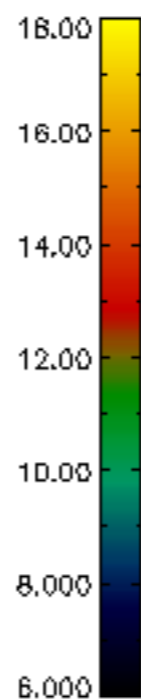
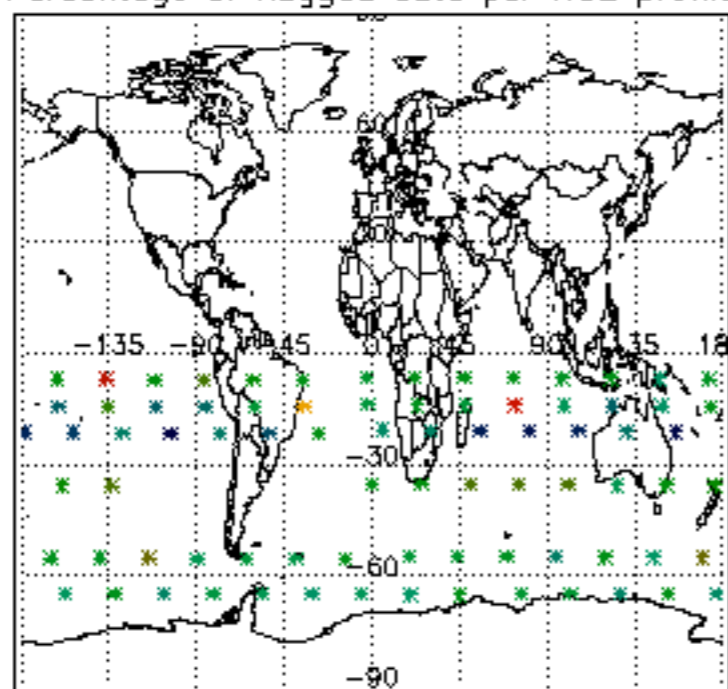
Percentage of flagged data per D3 profile



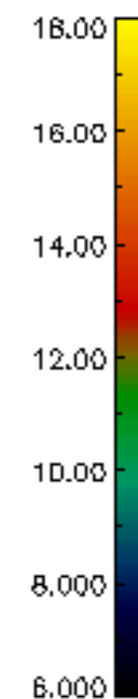
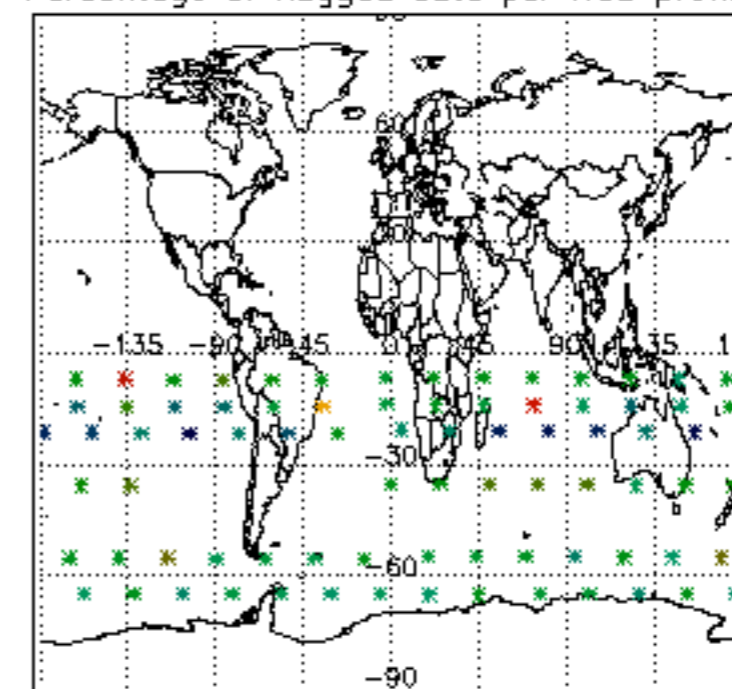
Percentage of flagged data per H2O profile

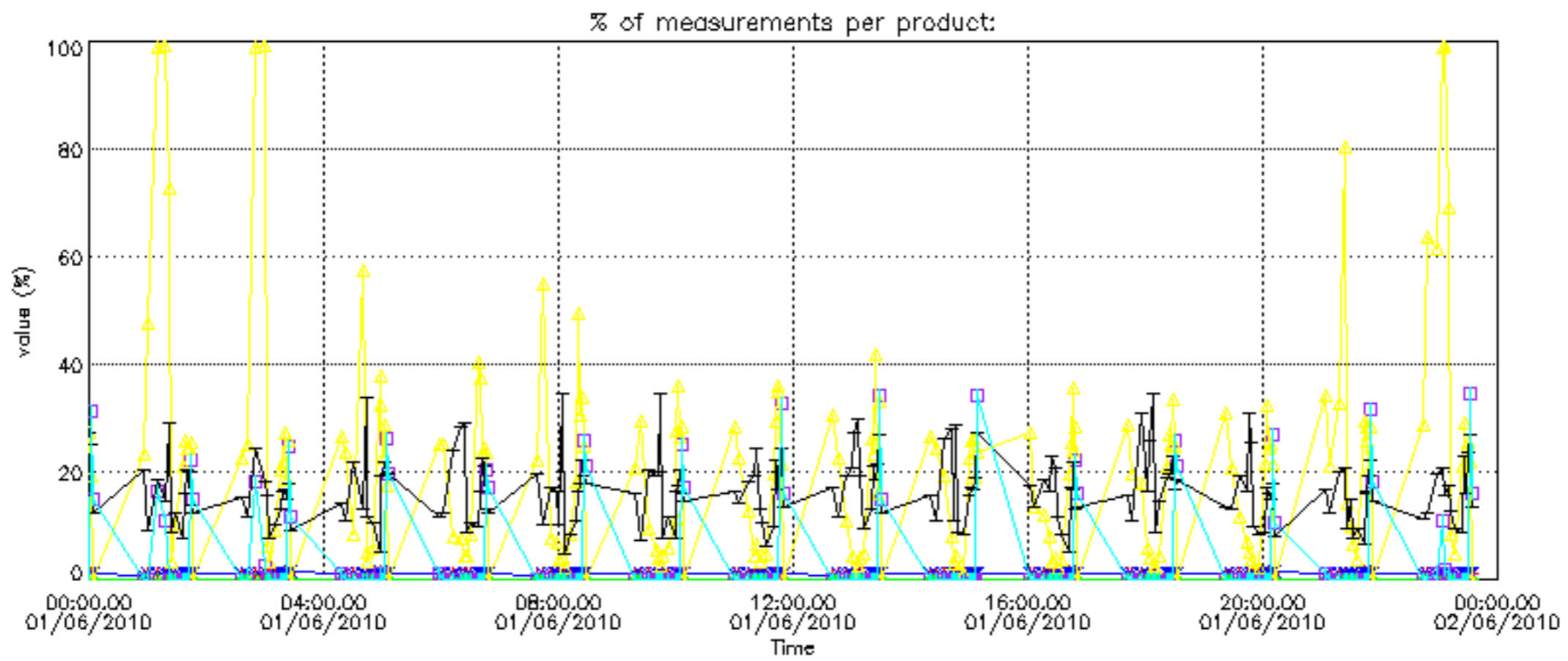


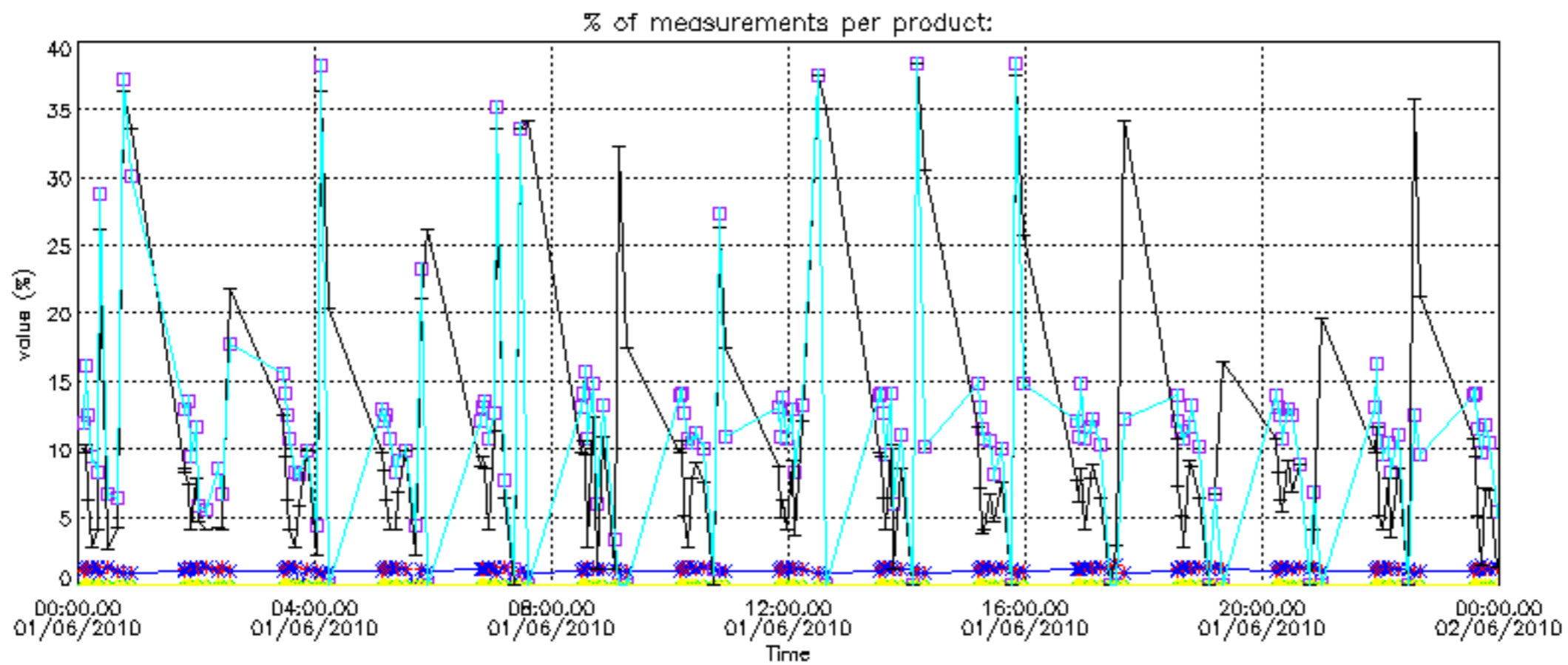
Percentage of flagged data per NO2 profile



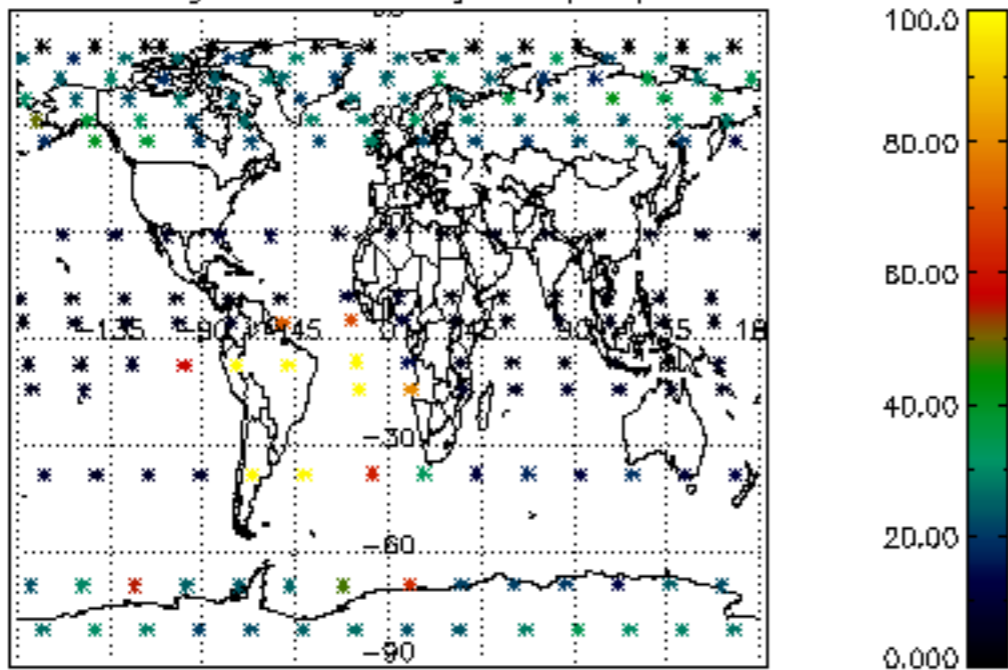
Percentage of flagged data per NO3 profile



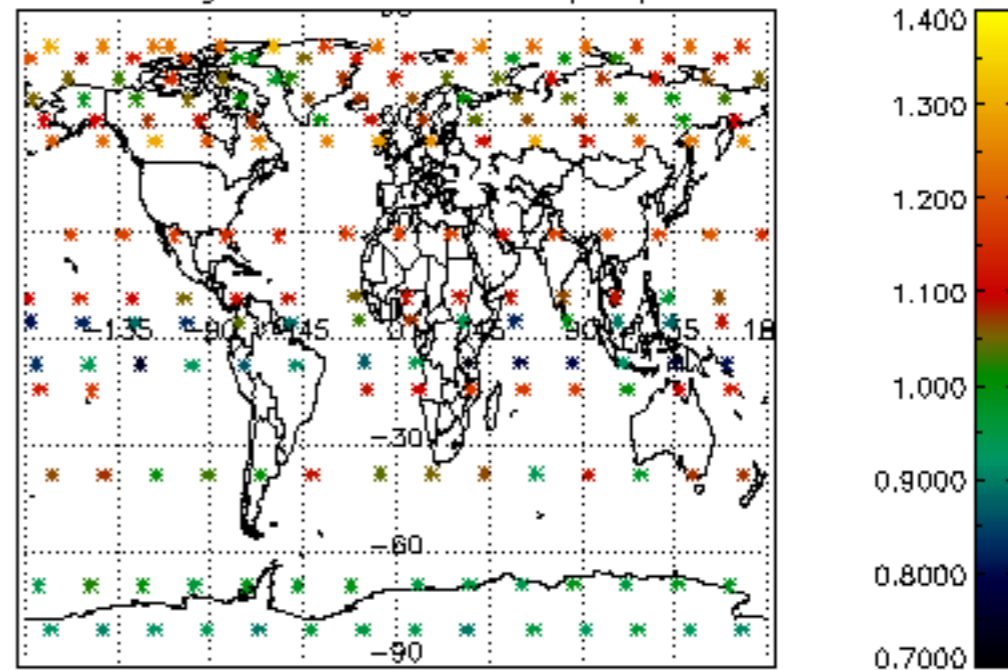




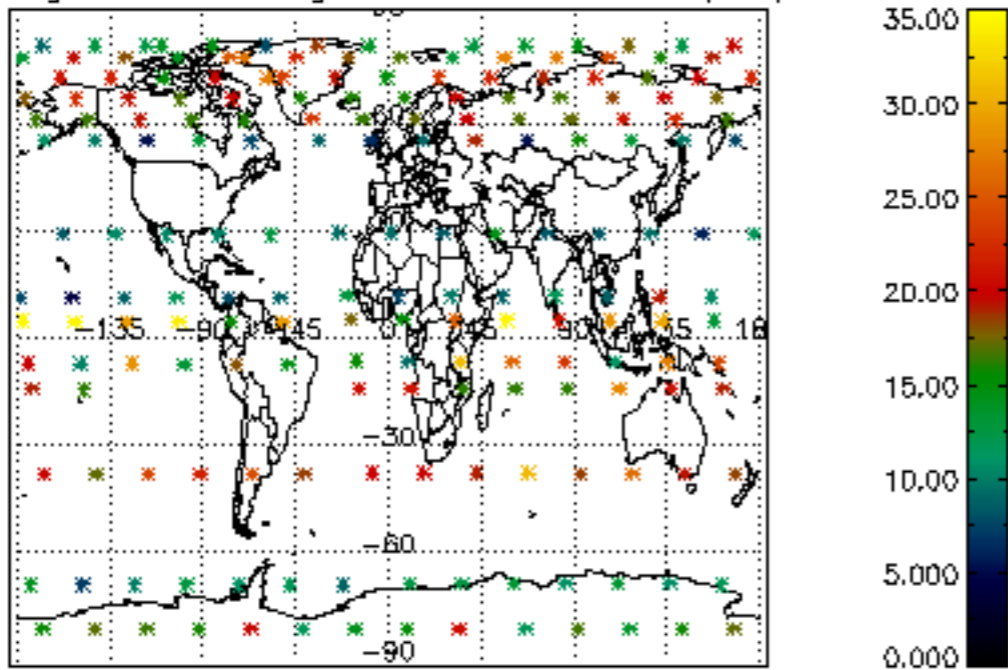
Percentage of cosmic ray hits per profile



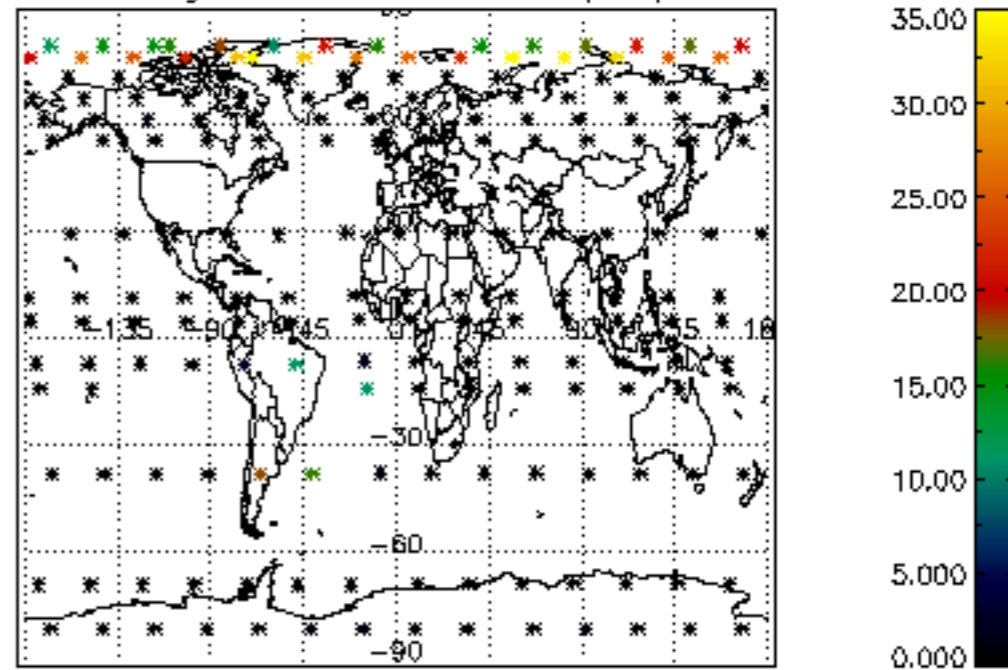
Percentage of datation errors per profile



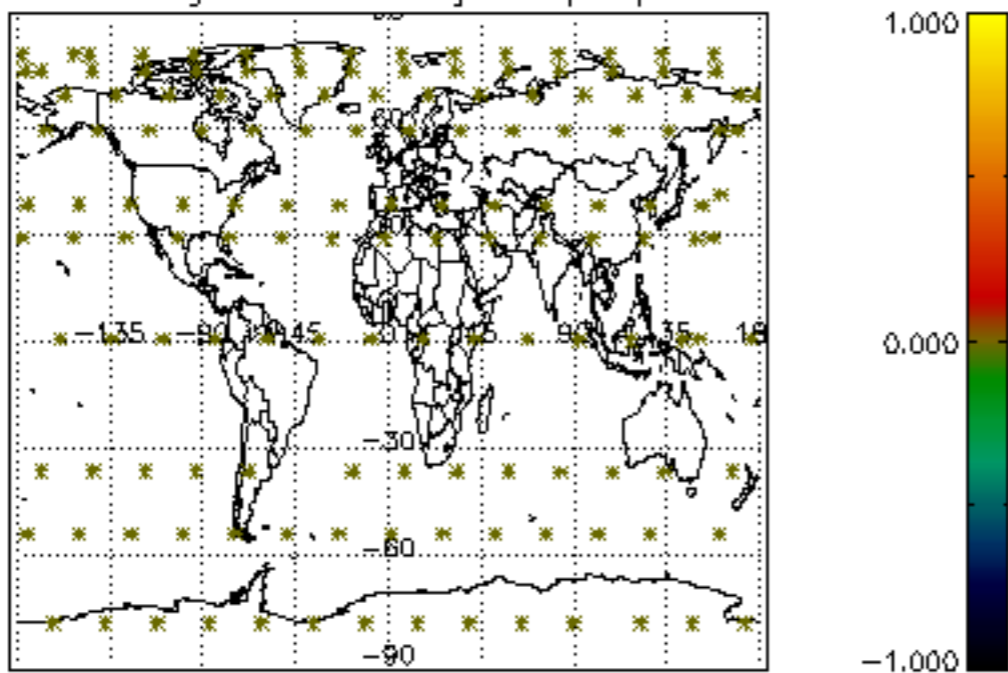
Percentage of star falling outside central band per profile



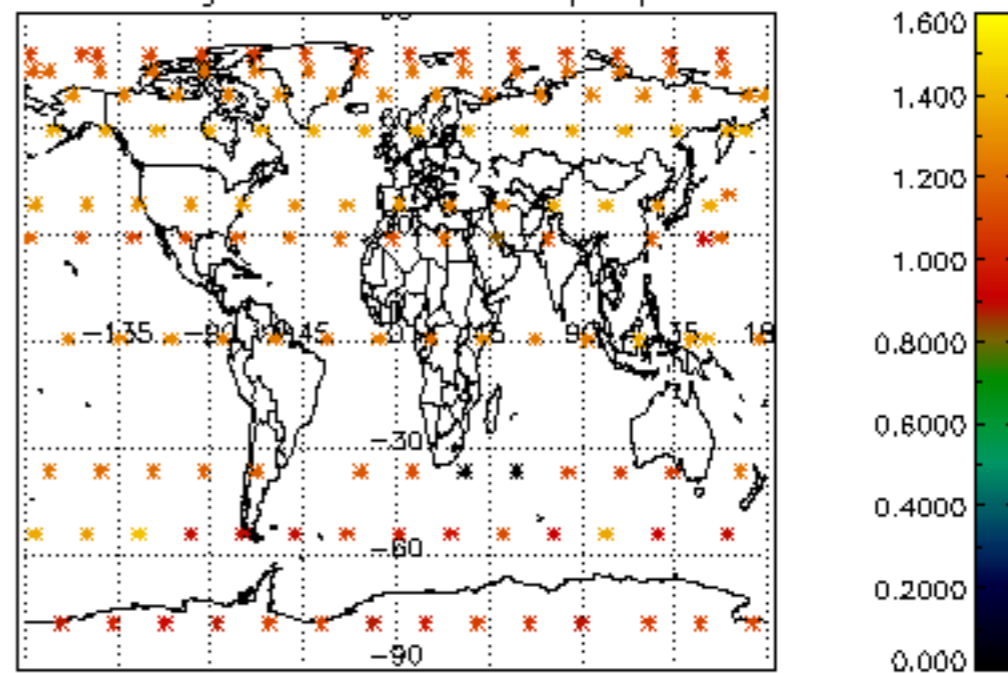
Percentage of saturation errors per profile



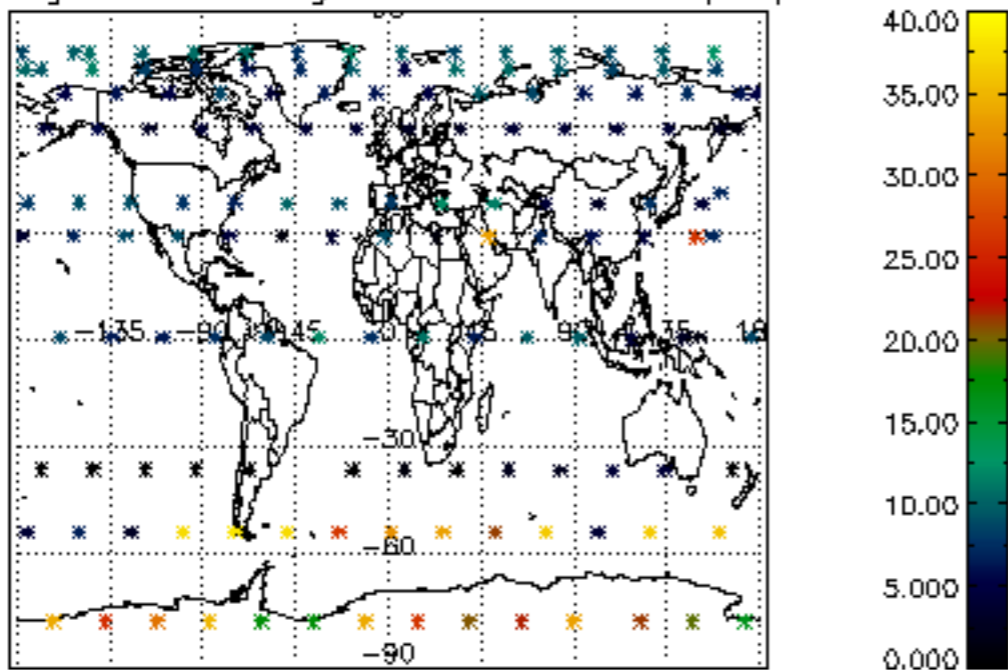
Percentage of cosmic ray hits per profile



Percentage of datation errors per profile



Percentage of star falling outside central band per profile



Percentage of saturation errors per profile

