

GOMOS Level 2 Daily Report

SUMMARY

[1. General Info](#)

[2. Summary of processed GOM_NL_2P products](#)

[3. Level 2 Quality information per product](#)

[3.1 Plot of level 2 quality information per product \(time dependant\)](#)

[3.2 Plot of level 2 quality information per product \(world map\)](#)

[4. Level 1 Quality information per product \(stored on level 2 products\)](#)

[4.1 Plot of level 1 quality information per product \(time dependant\)](#)

[4.1.1 Plot of level 1 quality information per product \(time dependant\): ASCENDING](#)

[4.1.2 Plot of level 1 quality information per product \(time dependant\): DESCENDING](#)

[4.2 Plot of level 1 quality information per product \(world map\)](#)

[4.2.1 Plot of level 1 quality information per product \(world map\): ASCENDING](#)

[4.2.2 Plot of level 1 quality information per product \(world map\): DESCENDING](#)

[5. Ozone profiles based on quality statistics and other trace gas profiles](#)

[5.1 Ozone statistics based on quality of products](#)

[5.2 Plot ozone profiles for all STD \(dark without errors\)](#)

[5.3 Plot ozone profiles where STD < 20% \(dark without errors\)](#)

[5.4. Plot ozone profiles where STD < 10% \(dark without errors\)](#)

[5.5. Plot ozone profiles where STD < 5% \(dark without errors\)](#)

[5.6 Plot NO2 profiles for all STD \(dark without errors\)](#)

[5.7 Plot NO3 profiles for all STD \(dark without errors\)](#)

[5.8 Plot H2O profiles \(only for occultations of stars 1,2,3,4,13,14,16,26,63 dark without errors\) for all STD](#)

[6. Auxiliary Data Files used for the production reported in section 2](#)

This report presents the daily analysis on parameters extracted from GOMOS level 2 data (GOM_NL__2P). It is intended to monitor some important parameters that will impact the quality of these products. A list of level 2 products (and content) that have arrived during the reporting day to the PCF is also given.

Item	Value
Time of report generation	29APR2013 11:00:36
Data source version	GOMOS/6.01
Start time of products	21-05-2010 (21MAY2010 00:00:00)
Stop time of products	22-05-2010 (22MAY2010 00:00:00)
Store outputs in DB	Yes
Nb of level 2 prods	291
Nb of prods with errors	0

2. Summary of processed GOM_NL__2P products.

Nr	Filename	UTC Start time	Limb	Duration	Star Id	Star Name	Star Mag	Star Temp	Nb Meas	Orbit	Prod. error
1	GOM_NL__2PRFIN20100521_000045_000000462089_00345_42984_0776.N1	21-MAY-2010 00:00:45	Twilight	46.000	58	21Alp And	2.0730	11000.	92	42984	No
2	GOM_NL__2PRFIN20100521_000504_000000442089_00345_42984_0777.N1	21-MAY-2010 00:05:04	Dark	44.000	140	88Gam Peg	2.8340	26000.	88	42984	No
3	GOM_NL__2PRFIN20100521_002058_000000552089_00345_42984_0778.N1	21-MAY-2010 00:20:58	Dark	54.500	18	24Alp PsA	1.1660	9700.0	109	42984	No
4	GOM_NL__2PRFIN20100521_002506_000000572089_00345_42984_0779.N1	21-MAY-2010 00:25:06	Dark	57.000	63	Bet Gru	2.1500	2800.0	114	42984	No
5	GOM_NL__2PRFIN20100521_002642_000000462089_00346_42985_0769.N1	21-MAY-2010 00:26:42	Dark	45.500	31	Alp Gru	1.7340	15200.	91	42985	No
6	GOM_NL__2PRFIN20100521_003210_000000422089_00346_42985_0770.N1	21-MAY-2010 00:32:10	Dark	41.500	45	Alp Pav	1.9400	26000.	83	42985	No
7	GOM_NL__2PRFIN20100521_003907_000000432089_00346_42985_0771.N1	21-MAY-2010 00:39:07	Straylight	43.000	141	Bet Ara	2.8400	4600.0	86	42985	No
8	GOM_NL__2PRFIN20100521_004149_000000542089_00346_42985_0772.N1	21-MAY-2010 00:41:49	Straylight	53.500	40	The Sco	1.8590	7100.0	107	42985	No
9	GOM_NL__2PRFIN20100521_004340_000000532089_00346_42985_0773.N1	21-MAY-2010 00:43:40	Straylight	52.500	25	35Lam Sco	1.6200	28000.	105	42985	No
10	GOM_NL__2PRFIN20100521_004549_000000502089_00346_42985_0774.N1	21-MAY-2010 00:45:49	Twilight	50.000	75	26Eps Sco	2.2910	4250.0	100	42985	No
11	GOM_NL__2PRFIN20100521_004845_000000572089_00346_42985_0775.N1	21-MAY-2010 00:48:45	Twilight	57.000	16	21Alp Sco	1.0200	3000.0	114	42985	No
12	GOM_NL__2PRFIN20100521_005113_000000422089_00346_42985_0776.N1	21-MAY-2010 00:51:13	Bright	42.000	97	8Bet1Sco	2.5610	30000.	84	42985	No
13	GOM_NL__2PRFIN20100521_005446_000000392089_00346_42985_0777.N1	21-MAY-2010 00:54:46	Bright	38.500	104	27Bet Lib	2.6140	13100.	77	42985	No
14	GOM_NL__2PRFIN20100521_010528_000000362089_00346_42985_0778.N1	21-MAY-2010 01:05:28	Bright	36.000	83		2.3780	11000.	72	42985	No
15	GOM_NL__2PRFIN20100521_010837_000000362089_00346_42985_0779.N1	21-MAY-2010 01:08:37	Bright	36.000	180	27Gam Boo	3.0400	8000.0	72	42985	No
16	GOM_NL__2PRFIN20100521_011656_000000442089_00346_42985_0780.N1	21-MAY-2010 01:16:56	Bright	43.500	119	14Eta Dra	2.7270	4700.0	87	42985	No
17	GOM_NL__2PRFIN20100521_011850_000000382089_00346_42985_0781.N1	21-MAY-2010 01:18:50	Bright	38.000	60	7Bet UMi	2.0810	3950.0	76	42985	No
18	GOM_NL__2PRFIN20100521_013132_000000532089_00346_42985_0782.N1	21-MAY-2010 01:31:32	Bright	53.000	76	27Gam Cas	2.3000	30000.	106	42985	No
19	GOM_NL__2PRFIN20100521_013245_000000382089_00346_42985_0783.N1	21-MAY-2010 01:32:45	Bright	38.000	68	18Alp Cas	2.2250	4500.0	76	42985	No
20	GOM_NL__2PRFIN20100521_014121_000000472089_00346_42985_0784.N1	21-MAY-2010 01:41:21	Twilight	46.500	58	21Alp And	2.0730	11000.	93	42985	No
21	GOM_NL__2PRFIN20100521_014540_000000452089_00346_42985_0785.N1	21-MAY-2010 01:45:40	Dark	45.000	140	88Gam Peg	2.8340	26000.	90	42985	No
22	GOM_NL__2PRFIN20100521_020135_000000522089_00346_42985_0786.N1	21-MAY-2010 02:01:35	Dark	51.500	18	24Alp PsA	1.1660	9700.0	103	42985	No
23	GOM_NL__2PRFIN20100521_020543_000000582089_00346_42985_0787.N1	21-MAY-2010 02:05:43	Dark	58.000	63	Bet Gru	2.1500	2800.0	116	42985	No
24	GOM_NL__2PRFIN20100521_020719_000000442089_00347_42986_0797.N1	21-MAY-2010 02:07:19	Dark	44.000	31	Alp Gru	1.7340	15200.	88	42986	No
25	GOM_NL__2PRFIN20100521_021247_000000422089_00347_42986_0798.N1	21-MAY-2010 02:12:47	Dark	42.000	45	Alp Pav	1.9400	26000.	84	42986	No
26	GOM_NL__2PRFIN20100521_021943_000000452089_00347_42986_0799.N1	21-MAY-2010 02:19:43	Straylight	44.500	141	Bet Ara	2.8400	4600.0	89	42986	No
27	GOM_NL__2PRFIN20100521_022226_000000472089_00347_42986_0800.N1	21-MAY-2010 02:22:26	Straylight	47.000	40	The Sco	1.8590	7100.0	94	42986	No
28	GOM_NL__2PRFIN20100521_022417_000000502089_00347_42986_0801.N1	21-MAY-2010 02:24:17	Straylight	50.000	25	35Lam Sco	1.6200	28000.	100	42986	No
29	GOM_NL__2PRFIN20100521_022625_000000502089_00347_42986_0802.N1	21-MAY-2010 02:26:25	Twilight	49.500	75	26Eps Sco	2.2910	4250.0	99	42986	No
30	GOM_NL__2PRFIN20100521_022921_000000542089_00347_42986_0803.N1	21-MAY-2010 02:29:21	Twilight	53.500	16	21Alp Sco	1.0200	3000.0	107	42986	No
31	GOM_NL__2PRFIN20100521_023149_000000472089_00347_42986_0804.N1	21-MAY-2010 02:31:49	Bright	46.500	97	8Bet1Sco	2.5610	30000.	93	42986	No
32	GOM_NL__2PRFIN20100521_023522_000000392089_00347_42986_0805.N1	21-MAY-2010 02:35:22	Bright	38.500	104	27Bet Lib	2.6140	13100.	77	42986	No
33	GOM_NL__2PRFIN20100521_024022_000000422089_00347_42986_0806.N1	21-MAY-2010 02:40:22	Bright	42.000	102	24Alp Ser	2.6000	4250.0	84	42986	No
34	GOM_NL__2PRFIN20100521_024604_000000382089_00347_42986_0807.N1	21-MAY-2010 02:46:04	Bright	38.000	83		2.3780	11000.	76	42986	No
35	GOM_NL__2PRFIN20100521_024913_000000372089_00347_42986_0808.N1	21-MAY-2010 02:49:13	Bright	37.000	180	27Gam Boo	3.0400	8000.0	74	42986	No
36	GOM_NL__2PRFIN20100521_025731_000000412089_00347_42986_0809.N1	21-MAY-2010 02:57:31	Bright	41.000	119	14Eta Dra	2.7270	4700.0	82	42986	No
37	GOM_NL__2PRFIN20100521_025926_000000362089_00347_42986_0810.N1	21-MAY-2010 02:59:26	Bright	35.500	60	7Bet UMi	2.0810	3950.0	71	42986	No
38	GOM_NL__2PRFIN20100521_031208_000000492089_00347_42986_0811.N1	21-MAY-2010 03:12:08	Bright	48.500	76	27Gam Cas	2.3000	30000.	97	42986	No
39	GOM_NL__2PRFIN20100521_031321_000000382089_00347_42986_0812.N1	21-MAY-2010 03:13:21	Bright	37.500	68	18Alp Cas	2.2250	4500.0	75	42986	No
40	GOM_NL__2PRFIN20100521_032156_000000482089_00347_42986_0813.N1	21-MAY-2010 03:21:56	Twilight	48.000	58	21Alp And	2.0730	11000.	96	42986	No
41	GOM_NL__2PRFIN20100521_032617_000000452089_00347_42986_0814.N1	21-MAY-2010 03:26:17	Dark	44.500	140	88Gam Peg	2.8340	26000.	89	42986	No
42	GOM_NL__2PRFIN20100521_034212_000000562089_00347_42986_0815.N1	21-MAY-2010 03:42:12	Dark	55.500	18	24Alp PsA	1.1660	9700.0	111	42986	No

43	GOM_NL__2PRFIN20100521_034619_00000522089_00347_42986_0816.N1	21-MAY-2010 03:46:19	Dark	51.500	63	Bet Gru	2.1500	2800.0	103	42986	No
44	GOM_NL__2PRFIN20100521_034756_00000432089_00348_42987_0805.N1	21-MAY-2010 03:47:56	Dark	43.000	31	Alp Gru	1.7340	15200.	86	42987	No
45	GOM_NL__2PRFIN20100521_035324_00000432089_00348_42987_0806.N1	21-MAY-2010 03:53:24	Dark	42.500	45	Alp Pav	1.9400	26000.	85	42987	No
46	GOM_NL__2PRFIN20100521_040020_00000522089_00348_42987_0807.N1	21-MAY-2010 04:00:20	Straylight	51.500	141	Bet Ara	2.8400	4600.0	103	42987	No
47	GOM_NL__2PRFIN20100521_040302_00000492089_00348_42987_0808.N1	21-MAY-2010 04:03:02	Straylight	48.500	40	The Sco	1.8590	7100.0	97	42987	No
48	GOM_NL__2PRFIN20100521_040453_00000522089_00348_42987_0809.N1	21-MAY-2010 04:04:53	Straylight	52.000	25	35Lam Sco	1.6200	28000.	104	42987	No
49	GOM_NL__2PRFIN20100521_040702_00000512089_00348_42987_0810.N1	21-MAY-2010 04:07:02	Tw_i_and_stray	50.500	75	26Eps Sco	2.2910	4250.0	101	42987	No
50	GOM_NL__2PRFIN20100521_040958_00000622089_00348_42987_0811.N1	21-MAY-2010 04:09:58	Tw_i_and_stray	62.000	16	21Alp Sco	1.0200	3000.0	124	42987	No
51	GOM_NL__2PRFIN20100521_041226_00000472089_00348_42987_0812.N1	21-MAY-2010 04:12:26	Bright	47.000	97	8Bet1Sco	2.5610	30000.	94	42987	No
52	GOM_NL__2PRFIN20100521_041558_00000402089_00348_42987_0813.N1	21-MAY-2010 04:15:58	Bright	40.000	104	27Bet Lib	2.6140	13100.	80	42987	No
53	GOM_NL__2PRFIN20100521_042057_00000422089_00348_42987_0814.N1	21-MAY-2010 04:20:57	Bright	42.000	102	24Alp Ser	2.6000	4250.0	84	42987	No
54	GOM_NL__2PRFIN20100521_042639_00000372089_00348_42987_0815.N1	21-MAY-2010 04:26:39	Bright	37.000	83		2.3780	11000.	74	42987	No
55	GOM_NL__2PRFIN20100521_042949_00000362089_00348_42987_0816.N1	21-MAY-2010 04:29:49	Bright	36.000	180	27Gam Boo	3.0400	8000.0	72	42987	No
56	GOM_NL__2PRFIN20100521_043807_00000422089_00348_42987_0817.N1	21-MAY-2010 04:38:07	Bright	41.500	119	14Eta Dra	2.7270	4700.0	83	42987	No
57	GOM_NL__2PRFIN20100521_044002_00000352089_00348_42987_0818.N1	21-MAY-2010 04:40:02	Bright	34.500	60	7Bet UMi	2.0810	3950.0	69	42987	No
58	GOM_NL__2PRFIN20100521_045244_00000512089_00348_42987_0819.N1	21-MAY-2010 04:52:44	Bright	50.500	76	27Gam Cas	2.3000	30000.	101	42987	No
59	GOM_NL__2PRFIN20100521_045357_00000392089_00348_42987_0820.N1	21-MAY-2010 04:53:57	Bright	38.500	68	18Alp Cas	2.2250	4500.0	77	42987	No
60	GOM_NL__2PRFIN20100521_050233_00000472089_00348_42987_0821.N1	21-MAY-2010 05:02:33	Tw_i_and_stray	47.000	58	21Alp And	2.0730	11000.	94	42987	No
61	GOM_NL__2PRFIN20100521_050653_00000462089_00348_42987_0822.N1	21-MAY-2010 05:06:53	Dark	46.000	140	88Gam Peg	2.8340	26000.	92	42987	No
62	GOM_NL__2PRFIN20100521_052249_00000512089_00348_42987_0823.N1	21-MAY-2010 05:22:49	Dark	50.500	18	24Alp PsA	1.1660	9700.0	101	42987	No
63	GOM_NL__2PRFIN20100521_052656_00000572089_00348_42987_0824.N1	21-MAY-2010 05:26:56	Dark	56.500	63	Bet Gru	2.1500	2800.0	113	42987	No
64	GOM_NL__2PRFIN20100521_052833_00000442089_00349_42988_0813.N1	21-MAY-2010 05:28:33	Dark	43.500	31	Alp Gru	1.7340	15200.	87	42988	No
65	GOM_NL__2PRFIN20100521_053400_00000402089_00349_42988_0814.N1	21-MAY-2010 05:34:00	Dark	40.000	45	Alp Pav	1.9400	26000.	80	42988	No
66	GOM_NL__2PRFIN20100521_054056_00000512089_00349_42988_0815.N1	21-MAY-2010 05:40:56	Straylight	51.000	141	Bet Ara	2.8400	4600.0	102	42988	No
67	GOM_NL__2PRFIN20100521_054339_00000522089_00349_42988_0816.N1	21-MAY-2010 05:43:39	Straylight	52.000	40	The Sco	1.8590	7100.0	104	42988	No
68	GOM_NL__2PRFIN20100521_054530_00000512089_00349_42988_0817.N1	21-MAY-2010 05:45:30	Straylight	51.000	25	35Lam Sco	1.6200	28000.	102	42988	No
69	GOM_NL__2PRFIN20100521_054738_00000492089_00349_42988_0818.N1	21-MAY-2010 05:47:38	Tw_i_and_stray	49.000	75	26Eps Sco	2.2910	4250.0	98	42988	No
70	GOM_NL__2PRFIN20100521_055034_00000532089_00349_42988_0819.N1	21-MAY-2010 05:50:34	Tw_i_and_stray	52.500	16	21Alp Sco	1.0200	3000.0	105	42988	No
71	GOM_NL__2PRFIN20100521_055302_00000452089_00349_42988_0820.N1	21-MAY-2010 05:53:02	Bright	45.000	97	8Bet1Sco	2.5610	30000.	90	42988	No
72	GOM_NL__2PRFIN20100521_055634_00000382089_00349_42988_0821.N1	21-MAY-2010 05:56:34	Bright	38.000	104	27Bet Lib	2.6140	13100.	76	42988	No
73	GOM_NL__2PRFIN20100521_060133_00000422089_00349_42988_0822.N1	21-MAY-2010 06:01:33	Bright	41.500	102	24Alp Ser	2.6000	4250.0	83	42988	No
74	GOM_NL__2PRFIN20100521_060715_00000362089_00349_42988_0823.N1	21-MAY-2010 06:07:15	Bright	36.000	83		2.3780	11000.	72	42988	No
75	GOM_NL__2PRFIN20100521_061025_00000362089_00349_42988_0824.N1	21-MAY-2010 06:10:25	Bright	36.000	180	27Gam Boo	3.0400	8000.0	72	42988	No
76	GOM_NL__2PRFIN20100521_061843_00000422089_00349_42988_0825.N1	21-MAY-2010 06:18:43	Bright	42.000	119	14Eta Dra	2.7270	4700.0	84	42988	No
77	GOM_NL__2PRFIN20100521_062038_00000342089_00349_42988_0826.N1	21-MAY-2010 06:20:38	Bright	34.000	60	7Bet UMi	2.0810	3950.0	68	42988	No
78	GOM_NL__2PRFIN20100521_063320_00000532089_00349_42988_0827.N1	21-MAY-2010 06:33:20	Bright	53.000	76	27Gam Cas	2.3000	30000.	106	42988	No
79	GOM_NL__2PRFIN20100521_063433_00000522089_00349_42988_0828.N1	21-MAY-2010 06:34:33	Bright	52.000	68	18Alp Cas	2.2250	4500.0	104	42988	No
80	GOM_NL__2PRFIN20100521_064309_00000482089_00349_42988_0829.N1	21-MAY-2010 06:43:09	Tw_i_and_stray	48.000	58	21Alp And	2.0730	11000.	96	42988	No
81	GOM_NL__2PRFIN20100521_064730_00000452089_00349_42988_0830.N1	21-MAY-2010 06:47:30	Dark	44.500	140	88Gam Peg	2.8340	26000.	89	42988	No
82	GOM_NL__2PRFIN20100521_070326_00000512089_00349_42988_0831.N1	21-MAY-2010 07:03:26	Dark	50.500	18	24Alp PsA	1.1660	9700.0	101	42988	No
83	GOM_NL__2PRFIN20100521_070733_00000502089_00349_42988_0832.N1	21-MAY-2010 07:07:33	Dark	50.000	63	Bet Gru	2.1500	2800.0	100	42988	No
84	GOM_NL__2PRFIN20100521_070910_00000472089_00350_42989_0821.N1	21-MAY-2010 07:09:10	Dark	46.500	31	Alp Gru	1.7340	15200.	93	42989	No
85	GOM_NL__2PRFIN20100521_071437_00000432089_00350_42989_0822.N1	21-MAY-2010 07:14:37	Dark	42.500	45	Alp Pav	1.9400	26000.	85	42989	No
86	GOM_NL__2PRFIN20100521_072132_00000512089_00350_42989_0823.N1	21-MAY-2010 07:21:32	Straylight	51.000	141	Bet Ara	2.8400	4600.0	102	42989	No
87	GOM_NL__2PRFIN20100521_072416_00000482089_00350_42989_0824.N1	21-MAY-2010 07:24:16	Straylight	48.000	40	The Sco	1.8590	7100.0	96	42989	No
88	GOM_NL__2PRFIN20100521_072606_00000532089_00350_42989_0825.N1	21-MAY-2010 07:26:06	Straylight	53.000	25	35Lam Sco	1.6200	28000.	106	42989	No
89	GOM_NL__2PRFIN20100521_072815_00000522089_00350_42989_0826.N1	21-MAY-2010 07:28:15	Tw_i_and_stray	51.500	75	26Eps Sco	2.2910	4250.0	103	42989	No
90	GOM_NL__2PRFIN20100521_073110_00000592089_00350_42989_0827.N1	21-MAY-2010 07:31:10	Tw_i_and_stray	58.500	16	21Alp Sco	1.0200	3000.0	117	42989	No
91	GOM_NL__2PRFIN20100521_073338_00000432089_00350_42989_0828.N1	21-MAY-2010 07:33:38	Bright	43.000	97	8Bet1Sco	2.5610	30000.	86	42989	No
92	GOM_NL__2PRFIN20100521_073710_00000382089_00350_42989_0829.N1	21-MAY-2010 07:37:10	Bright	38.000	104	27Bet Lib	2.6140	13100.	76	42989	No
93	GOM_NL__2PRFIN20100521_074209_00000432089_00350_42989_0830.N1	21-MAY-2010 07:42:09	Bright	42.500	102	24Alp Ser	2.6000	4250.0	85	42989	No
94	GOM_NL__2PRFIN20100521_074751_00000412089_00350_42989_0831.N1	21-MAY-2010 07:47:51	Bright	41.000	83		2.3780	11000.	82	42989	No
95	GOM_NL__2PRFIN20100521_075100_00000362089_00350_42989_0832.N1	21-MAY-2010 07:51:00	Bright	35.500	180	27Gam Boo	3.0400	8000.0	71	42989	No
96	GOM_NL__2PRFIN20100521_075918_00000392089_00350_42989_0833.N1	21-MAY-2010 07:59:18	Bright	39.000	119	14Eta Dra	2.7270	4700.0	78	42989	No
97	GOM_NL__2PRFIN20100521_080114_00000382089_00350_42989_0834.N1	21-MAY-2010 08:01:14	Bright	37.500	60	7Bet UMi	2.0810	3950.0	75	42989	No
98	GOM_NL__2PRFIN20100521_081356_00000532089_00350_42989_0835.N1	21-MAY-2010 08:13:56	Bright	53.000	76	27Gam Cas	2.3000	30000.	106	42989	No
99	GOM_NL__2PRFIN20100521_081509_00000372089_00350_42989_0836.N1	21-MAY-2010 08:15:09	Bright	36.500	68	18Alp Cas	2.2250	4500.0	73	42989	No
100	GOM_NL__2PRFIN20100521_082345_00000482089_00350_42989_0837.N1	21-MAY-2010 08:23:45	Tw_i_and_stray	47.500	58	21Alp And	2.0730	11000.	95	42989	No
101	GOM_NL__2PRFIN20100521_082806_00000442089_00350_42989_0838.N1	21-MAY-2010 08:28:06	Dark	43.500	140	88Gam Peg	2.8340	26000.	87	42989	No

102	GOM_NL__2PRFIN20100521_084403_000000532089_00350_42989_0839.N1	21-MAY-2010 08:44:03	Dark	53.000	18	24Alp PsA	1.1660	9700.0	106	42989	No
103	GOM_NL__2PRFIN20100521_084809_000000592089_00350_42989_0840.N1	21-MAY-2010 08:48:09	Dark	59.000	63	Bet Gru	2.1500	2800.0	118	42989	No
104	GOM_NL__2PRFIN20100521_084946_000000432089_00351_42990_0829.N1	21-MAY-2010 08:49:46	Dark	43.000	31	Alp Gru	1.7340	15200.	86	42990	No
105	GOM_NL__2PRFIN20100521_085514_000000412089_00351_42990_0830.N1	21-MAY-2010 08:55:14	Dark	40.500	45	Alp Pav	1.9400	26000.	81	42990	No
106	GOM_NL__2PRFIN20100521_090209_000000492089_00351_42990_0831.N1	21-MAY-2010 09:02:09	Straylight	48.500	141	Bet Ara	2.8400	4600.0	97	42990	No
107	GOM_NL__2PRFIN20100521_090452_000000472089_00351_42990_0832.N1	21-MAY-2010 09:04:52	Straylight	47.000	40	The Sco	1.8590	7100.0	94	42990	No
108	GOM_NL__2PRFIN20100521_090643_000000512089_00351_42990_0833.N1	21-MAY-2010 09:06:43	Straylight	50.500	25	35Lam Sco	1.6200	28000.	101	42990	No
109	GOM_NL__2PRFIN20100521_090851_000000502089_00351_42990_0834.N1	21-MAY-2010 09:08:51	Tw_i_and_stray	49.500	75	26Eps Sco	2.2910	4250.0	99	42990	No
110	GOM_NL__2PRFIN20100521_091147_000000562089_00351_42990_0835.N1	21-MAY-2010 09:11:47	Tw_i_and_stray	56.000	16	21Alp Sco	1.0200	3000.0	112	42990	No
111	GOM_NL__2PRFIN20100521_091414_000000412089_00351_42990_0836.N1	21-MAY-2010 09:14:14	Bright	41.000	97	8Bet1Sco	2.5610	30000.	82	42990	No
112	GOM_NL__2PRFIN20100521_091746_000000392089_00351_42990_0837.N1	21-MAY-2010 09:17:46	Bright	38.500	104	27Bet Lib	2.6140	13100.	77	42990	No
113	GOM_NL__2PRFIN20100521_091939_000000262089_00351_42990_0838.N1	21-MAY-2010 09:19:39	Tw_i_and_stray	26.000	120	1Del Oph	2.7340	3200.0	52	42990	No
114	GOM_NL__2PRFIN20100521_092245_000000412089_00351_42990_0839.N1	21-MAY-2010 09:22:45	Bright	41.000	102	24Alp Ser	2.6000	4250.0	82	42990	No
115	GOM_NL__2PRFIN20100521_092827_000000392089_00351_42990_0840.N1	21-MAY-2010 09:28:27	Bright	38.500	83		2.3780	11000.	77	42990	No
116	GOM_NL__2PRFIN20100521_093136_000000382089_00351_42990_0841.N1	21-MAY-2010 09:31:36	Bright	38.000	180	27Gam Boo	3.0400	8000.0	76	42990	No
117	GOM_NL__2PRFIN20100521_093954_000000402089_00351_42990_0842.N1	21-MAY-2010 09:39:54	Bright	39.500	119	14Eta Dra	2.7270	4700.0	79	42990	No
118	GOM_NL__2PRFIN20100521_094150_000000342089_00351_42990_0843.N1	21-MAY-2010 09:41:50	Bright	34.000	60	7Bet UMi	2.0810	3950.0	68	42990	No
119	GOM_NL__2PRFIN20100521_095432_000000392089_00351_42990_0844.N1	21-MAY-2010 09:54:32	Bright	39.000	76	27Gam Cas	2.3000	30000.	78	42990	No
120	GOM_NL__2PRFIN20100521_095544_000000542089_00351_42990_0845.N1	21-MAY-2010 09:55:44	Bright	54.000	68	18Alp Cas	2.2250	4500.0	108	42990	No
121	GOM_NL__2PRFIN20100521_100421_000000472089_00351_42990_0846.N1	21-MAY-2010 10:04:21	Tw_i_and_stray	46.500	58	21Alp And	2.0730	11000.	93	42990	No
122	GOM_NL__2PRFIN20100521_100842_000000462089_00351_42990_0847.N1	21-MAY-2010 10:08:42	Dark	45.500	140	88Gam Peg	2.8340	26000.	91	42990	No
123	GOM_NL__2PRFIN20100521_102440_000000502089_00351_42990_0848.N1	21-MAY-2010 10:24:40	Dark	50.000	18	24Alp PsA	1.1660	9700.0	100	42990	No
124	GOM_NL__2PRFIN20100521_102846_000000452089_00351_42990_0849.N1	21-MAY-2010 10:28:46	Dark	45.000	63	Bet Gru	2.1500	2800.0	90	42990	No
125	GOM_NL__2PRFIN20100521_103023_000000452089_00352_42991_0837.N1	21-MAY-2010 10:30:23	Dark	44.500	31	Alp Gru	1.7340	15200.	89	42991	No
126	GOM_NL__2PRFIN20100521_103550_000000452089_00352_42991_0838.N1	21-MAY-2010 10:35:50	Dark	45.000	45	Alp Pav	1.9400	26000.	90	42991	No
127	GOM_NL__2PRFIN20100521_104245_000000422089_00352_42991_0839.N1	21-MAY-2010 10:42:45	Straylight	41.500	141	Bet Ara	2.8400	4600.0	83	42991	No
128	GOM_NL__2PRFIN20100521_104528_000000522089_00352_42991_0840.N1	21-MAY-2010 10:45:28	Straylight	51.500	40	The Sco	1.8590	7100.0	103	42991	No
129	GOM_NL__2PRFIN20100521_104719_000000522089_00352_42991_0841.N1	21-MAY-2010 10:47:19	Straylight	51.500	25	35Lam Sco	1.6200	28000.	103	42991	No
130	GOM_NL__2PRFIN20100521_104927_000000502089_00352_42991_0842.N1	21-MAY-2010 10:49:27	Tw_i_and_stray	49.500	75	26Eps Sco	2.2910	4250.0	99	42991	No
131	GOM_NL__2PRFIN20100521_105223_000000542089_00352_42991_0843.N1	21-MAY-2010 10:52:23	Tw_i_and_stray	54.000	16	21Alp Sco	1.0200	3000.0	108	42991	No
132	GOM_NL__2PRFIN20100521_105450_000000422089_00352_42991_0844.N1	21-MAY-2010 10:54:50	Bright	42.000	97	8Bet1Sco	2.5610	30000.	84	42991	No
133	GOM_NL__2PRFIN20100521_105822_000000412089_00352_42991_0845.N1	21-MAY-2010 10:58:22	Bright	40.500	104	27Bet Lib	2.6140	13100.	81	42991	No
134	GOM_NL__2PRFIN20100521_110014_000000262089_00352_42991_0846.N1	21-MAY-2010 11:00:14	Tw_i_and_stray	26.000	120	1Del Oph	2.7340	3200.0	52	42991	No
135	GOM_NL__2PRFIN20100521_110320_000000412089_00352_42991_0847.N1	21-MAY-2010 11:03:20	Bright	41.000	102	24Alp Ser	2.6000	4250.0	82	42991	No
136	GOM_NL__2PRFIN20100521_110903_000000372089_00352_42991_0848.N1	21-MAY-2010 11:09:03	Bright	37.000	83		2.3780	11000.	74	42991	No
137	GOM_NL__2PRFIN20100521_111212_000000352089_00352_42991_0849.N1	21-MAY-2010 11:12:12	Bright	35.000	180	27Gam Boo	3.0400	8000.0	70	42991	No
138	GOM_NL__2PRFIN20100521_112029_000000412089_00352_42991_0850.N1	21-MAY-2010 11:20:29	Bright	41.000	119	14Eta Dra	2.7270	4700.0	82	42991	No
139	GOM_NL__2PRFIN20100521_112225_000000392089_00352_42991_0851.N1	21-MAY-2010 11:22:25	Bright	39.000	60	7Bet UMi	2.0810	3950.0	78	42991	No
140	GOM_NL__2PRFIN20100521_113508_000000362089_00352_42991_0852.N1	21-MAY-2010 11:35:08	Bright	35.500	76	27Gam Cas	2.3000	30000.	71	42991	No
141	GOM_NL__2PRFIN20100521_113620_000000362089_00352_42991_0853.N1	21-MAY-2010 11:36:20	Bright	35.500	68	18Alp Cas	2.2250	4500.0	71	42991	No
142	GOM_NL__2PRFIN20100521_114457_000000472089_00352_42991_0854.N1	21-MAY-2010 11:44:57	Tw_i_and_stray	46.500	58	21Alp And	2.0730	11000.	93	42991	No
143	GOM_NL__2PRFIN20100521_114918_000000452089_00352_42991_0855.N1	21-MAY-2010 11:49:18	Dark	45.000	140	88Gam Peg	2.8340	26000.	90	42991	No
144	GOM_NL__2PRFIN20100521_120516_000000542089_00352_42991_0856.N1	21-MAY-2010 12:05:16	Dark	54.000	18	24Alp PsA	1.1660	9700.0	108	42991	No
145	GOM_NL__2PRFIN20100521_120923_000000452089_00352_42991_0857.N1	21-MAY-2010 12:09:23	Dark	45.000	63	Bet Gru	2.1500	2800.0	90	42991	No
146	GOM_NL__2PRFIN20100521_121100_000000452089_00353_42992_0845.N1	21-MAY-2010 12:11:00	Dark	44.500	31	Alp Gru	1.7340	15200.	89	42992	No
147	GOM_NL__2PRFIN20100521_121627_000000432089_00353_42992_0846.N1	21-MAY-2010 12:16:27	Dark	43.000	45	Alp Pav	1.9400	26000.	86	42992	No
148	GOM_NL__2PRFIN20100521_122321_000000442089_00353_42992_0847.N1	21-MAY-2010 12:23:21	Straylight	43.500	141	Bet Ara	2.8400	4600.0	87	42992	No
149	GOM_NL__2PRFIN20100521_122605_000000472089_00353_42992_0848.N1	21-MAY-2010 12:26:05	Straylight	47.000	40	The Sco	1.8590	7100.0	94	42992	No
150	GOM_NL__2PRFIN20100521_122756_000000522089_00353_42992_0849.N1	21-MAY-2010 12:27:56	Straylight	51.500	25	35Lam Sco	1.6200	28000.	103	42992	No
151	GOM_NL__2PRFIN20100521_123004_000000482089_00353_42992_0850.N1	21-MAY-2010 12:30:04	Tw_i_and_stray	48.000	75	26Eps Sco	2.2910	4250.0	96	42992	No
152	GOM_NL__2PRFIN20100521_123259_000000522089_00353_42992_0851.N1	21-MAY-2010 12:32:59	Tw_i_and_stray	51.500	16	21Alp Sco	1.0200	3000.0	103	42992	No
153	GOM_NL__2PRFIN20100521_123526_000000452089_00353_42992_0852.N1	21-MAY-2010 12:35:26	Bright	45.000	97	8Bet1Sco	2.5610	30000.	90	42992	No
154	GOM_NL__2PRFIN20100521_123858_000000382089_00353_42992_0853.N1	21-MAY-2010 12:38:58	Bright	37.500	104	27Bet Lib	2.6140	13100.	75	42992	No
155	GOM_NL__2PRFIN20100521_124050_000000342089_00353_42992_0854.N1	21-MAY-2010 12:40:50	Bright	34.000	120	1Del Oph	2.7340	3200.0	68	42992	No
156	GOM_NL__2PRFIN20100521_124356_000000412089_00353_42992_0855.N1	21-MAY-2010 12:43:56	Bright	41.000	102	24Alp Ser	2.6000	4250.0	82	42992	No
157	GOM_NL__2PRFIN20100521_124939_000000362089_00353_42992_0856.N1	21-MAY-2010 12:49:39	Bright	35.500	83		2.3780	11000.	71	42992	No
158	GOM_NL__2PRFIN20100521_125248_000000362089_00353_42992_0857.N1	21-MAY-2010 12:52:48	Bright	36.000	180	27Gam Boo	3.0400	8000.0	72	42992	No
159	GOM_NL__2PRFIN20100521_130301_000000382089_00353_42992_0858.N1	21-MAY-2010 13:03:01	Bright	38.000	60	7Bet UMi	2.0810	3950.0	76	42992	No
160	GOM_NL__2PRFIN20100521_131544_000000532089_00353_42992_0859.N1	21-MAY-2010 13:15:44	Bright	53.000	76	27Gam Cas	2.3000	30000.	106	42992	No

161	GOM_NL__2PRFIN20100521_131656_000000362089_00353_42992_0860.N1	21-MAY-2010 13:16:56	Bright	35.500	68	18Alp Cas	2.2250	4500.0	71	42992	No
162	GOM_NL__2PRFIN20100521_132534_000000462089_00353_42992_0861.N1	21-MAY-2010 13:25:34	Twilight	46.000	58	21Alp And	2.0730	11000.	92	42992	No
163	GOM_NL__2PRFIN20100521_132954_000000462089_00353_42992_0862.N1	21-MAY-2010 13:29:54	Dark	46.000	140	88Gam Peg	2.8340	26000.	92	42992	No
164	GOM_NL__2PRFIN20100521_134553_000000522089_00353_42992_0863.N1	21-MAY-2010 13:45:53	Dark	52.000	18	24Alp PsA	1.1660	9700.0	104	42992	No
165	GOM_NL__2PRFIN20100521_134959_000000522089_00353_42992_0864.N1	21-MAY-2010 13:49:59	Dark	52.000	63	Bet Gru	2.1500	2800.0	104	42992	No
166	GOM_NL__2PRFIN20100521_135136_000000442089_00354_42993_0853.N1	21-MAY-2010 13:51:36	Dark	44.000	31	Alp Gru	1.7340	15200.	88	42993	No
167	GOM_NL__2PRFIN20100521_135704_000000432089_00354_42993_0854.N1	21-MAY-2010 13:57:04	Dark	42.500	45	Alp Pav	1.9400	26000.	85	42993	No
168	GOM_NL__2PRFIN20100521_140358_000000412089_00354_42993_0855.N1	21-MAY-2010 14:03:58	Straylight	40.500	141	Bet Ara	2.8400	4600.0	81	42993	No
169	GOM_NL__2PRFIN20100521_140641_000000492089_00354_42993_0856.N1	21-MAY-2010 14:06:41	Straylight	49.000	40	The Sco	1.8590	7100.0	98	42993	No
170	GOM_NL__2PRFIN20100521_140832_000000492089_00354_42993_0857.N1	21-MAY-2010 14:08:32	Straylight	49.000	25	35Lam Sco	1.6200	28000.	98	42993	No
171	GOM_NL__2PRFIN20100521_141040_000000502089_00354_42993_0858.N1	21-MAY-2010 14:10:40	Twilight	49.500	75	26Eps Sco	2.2910	4250.0	99	42993	No
172	GOM_NL__2PRFIN20100521_141335_000000552089_00354_42993_0859.N1	21-MAY-2010 14:13:35	Twilight	55.000	16	21Alp Sco	1.0200	3000.0	110	42993	No
173	GOM_NL__2PRFIN20100521_141602_000000432089_00354_42993_0860.N1	21-MAY-2010 14:16:02	Bright	42.500	97	8Bet1Sco	2.5610	30000.	85	42993	No
174	GOM_NL__2PRFIN20100521_141934_000000382089_00354_42993_0861.N1	21-MAY-2010 14:19:34	Bright	37.500	104	27Bet Lib	2.6140	13100.	75	42993	No
175	GOM_NL__2PRFIN20100521_142126_000000342089_00354_42993_0862.N1	21-MAY-2010 14:21:26	Bright	34.000	120	1Del Oph	2.7340	3200.0	68	42993	No
176	GOM_NL__2PRFIN20100521_142432_000000412089_00354_42993_0863.N1	21-MAY-2010 14:24:32	Bright	40.500	102	24Alp Ser	2.6000	4250.0	81	42993	No
177	GOM_NL__2PRFIN20100521_143015_000000382089_00354_42993_0864.N1	21-MAY-2010 14:30:15	Bright	37.500	83		2.3780	11000.	75	42993	No
178	GOM_NL__2PRFIN20100521_143324_000000382089_00354_42993_0865.N1	21-MAY-2010 14:33:24	Bright	37.500	180	27Gam Boo	3.0400	8000.0	75	42993	No
179	GOM_NL__2PRFIN20100521_144140_000000422089_00354_42993_0866.N1	21-MAY-2010 14:41:40	Bright	42.000	119	14Eta Dra	2.7270	4700.0	84	42993	No
180	GOM_NL__2PRFIN20100521_144337_000000362089_00354_42993_0867.N1	21-MAY-2010 14:43:37	Bright	35.500	60	7Bet UMi	2.0810	3950.0	71	42993	No
181	GOM_NL__2PRFIN20100521_145620_000000372089_00354_42993_0868.N1	21-MAY-2010 14:56:20	Bright	36.500	76	27Gam Cas	2.3000	30000.	73	42993	No
182	GOM_NL__2PRFIN20100521_145733_000000402089_00354_42993_0869.N1	21-MAY-2010 14:57:33	Bright	39.500	68	18Alp Cas	2.2250	4500.0	79	42993	No
183	GOM_NL__2PRFIN20100521_150609_000000472089_00354_42993_0870.N1	21-MAY-2010 15:06:09	Twilight	47.000	58	21Alp And	2.0730	11000.	94	42993	No
184	GOM_NL__2PRFIN20100521_151031_000000462089_00354_42993_0871.N1	21-MAY-2010 15:10:31	Dark	46.000	140	88Gam Peg	2.8340	26000.	92	42993	No
185	GOM_NL__2PRFIN20100521_152630_000000592089_00354_42993_0872.N1	21-MAY-2010 15:26:30	Dark	58.500	18	24Alp PsA	1.1660	9700.0	117	42993	No
186	GOM_NL__2PRFIN20100521_153036_000000442089_00354_42993_0873.N1	21-MAY-2010 15:30:36	Dark	44.000	63	Bet Gru	2.1500	2800.0	88	42993	No
187	GOM_NL__2PRFIN20100521_153214_000000422089_00355_42994_0861.N1	21-MAY-2010 15:32:14	Dark	42.000	31	Alp Gru	1.7340	15200.	84	42994	No
188	GOM_NL__2PRFIN20100521_153740_000000412089_00355_42994_0862.N1	21-MAY-2010 15:37:40	Dark	41.000	45	Alp Pav	1.9400	26000.	82	42994	No
189	GOM_NL__2PRFIN20100521_154434_000000412089_00355_42994_0863.N1	21-MAY-2010 15:44:34	Straylight	41.000	141	Bet Ara	2.8400	4600.0	82	42994	No
190	GOM_NL__2PRFIN20100521_154718_000000512089_00355_42994_0864.N1	21-MAY-2010 15:47:18	Straylight	50.500	40	The Sco	1.8590	7100.0	101	42994	No
191	GOM_NL__2PRFIN20100521_154909_000000512089_00355_42994_0865.N1	21-MAY-2010 15:49:09	Straylight	51.000	25	35Lam Sco	1.6200	28000.	102	42994	No
192	GOM_NL__2PRFIN20100521_155116_000000492089_00355_42994_0866.N1	21-MAY-2010 15:51:16	Twilight	48.500	75	26Eps Sco	2.2910	4250.0	97	42994	No
193	GOM_NL__2PRFIN20100521_155411_000000572089_00355_42994_0867.N1	21-MAY-2010 15:54:11	Twilight	56.500	16	21Alp Sco	1.0200	3000.0	113	42994	No
194	GOM_NL__2PRFIN20100521_155638_000000442089_00355_42994_0868.N1	21-MAY-2010 15:56:38	Bright	43.500	97	8Bet1Sco	2.5610	30000.	87	42994	No
195	GOM_NL__2PRFIN20100521_160010_000000382089_00355_42994_0869.N1	21-MAY-2010 16:00:10	Bright	37.500	104	27Bet Lib	2.6140	13100.	75	42994	No
196	GOM_NL__2PRFIN20100521_160202_000000412089_00355_42994_0870.N1	21-MAY-2010 16:02:02	Bright	41.000	120	1Del Oph	2.7340	3200.0	82	42994	No
197	GOM_NL__2PRFIN20100521_160507_000000412089_00355_42994_0871.N1	21-MAY-2010 16:05:07	Bright	41.000	102	24Alp Ser	2.6000	4250.0	82	42994	No
198	GOM_NL__2PRFIN20100521_161050_000000362089_00355_42994_0872.N1	21-MAY-2010 16:10:50	Bright	36.000	83		2.3780	11000.	72	42994	No
199	GOM_NL__2PRFIN20100521_161400_000000372089_00355_42994_0873.N1	21-MAY-2010 16:14:00	Bright	37.000	180	27Gam Boo	3.0400	8000.0	74	42994	No
200	GOM_NL__2PRFIN20100521_162216_000000422089_00355_42994_0874.N1	21-MAY-2010 16:22:16	Bright	41.500	119	14Eta Dra	2.7270	4700.0	83	42994	No
201	GOM_NL__2PRFIN20100521_162413_000000382089_00355_42994_0875.N1	21-MAY-2010 16:24:13	Bright	38.000	60	7Bet UMi	2.0810	3950.0	76	42994	No
202	GOM_NL__2PRFIN20100521_163656_000000422089_00355_42994_0876.N1	21-MAY-2010 16:36:56	Bright	41.500	76	27Gam Cas	2.3000	30000.	83	42994	No
203	GOM_NL__2PRFIN20100521_163808_000000362089_00355_42994_0877.N1	21-MAY-2010 16:38:08	Bright	36.000	68	18Alp Cas	2.2250	4500.0	72	42994	No
204	GOM_NL__2PRFIN20100521_164646_000000442089_00355_42994_0878.N1	21-MAY-2010 16:46:46	Twilight	44.000	58	21Alp And	2.0730	11000.	88	42994	No
205	GOM_NL__2PRFIN20100521_165107_000000462089_00355_42994_0879.N1	21-MAY-2010 16:51:07	Dark	46.000	140	88Gam Peg	2.8340	26000.	92	42994	No
206	GOM_NL__2PRFIN20100521_170707_000000522089_00355_42994_0880.N1	21-MAY-2010 17:07:07	Dark	51.500	18	24Alp PsA	1.1660	9700.0	103	42994	No
207	GOM_NL__2PRFIN20100521_171113_000000592089_00355_42994_0881.N1	21-MAY-2010 17:11:13	Dark	59.000	63	Bet Gru	2.1500	2800.0	118	42994	No
208	GOM_NL__2PRFIN20100521_171250_000000442089_00356_42995_0869.N1	21-MAY-2010 17:12:50	Dark	44.000	31	Alp Gru	1.7340	15200.	88	42995	No
209	GOM_NL__2PRFIN20100521_171817_000000422089_00356_42995_0870.N1	21-MAY-2010 17:18:17	Dark	41.500	45	Alp Pav	1.9400	26000.	83	42995	No
210	GOM_NL__2PRFIN20100521_172511_000000472089_00356_42995_0871.N1	21-MAY-2010 17:25:11	Straylight	46.500	141	Bet Ara	2.8400	4600.0	93	42995	No
211	GOM_NL__2PRFIN20100521_172754_000000492089_00356_42995_0872.N1	21-MAY-2010 17:27:54	Straylight	49.000	40	The Sco	1.8590	7100.0	98	42995	No
212	GOM_NL__2PRFIN20100521_172946_000000522089_00356_42995_0873.N1	21-MAY-2010 17:29:46	Straylight	52.000	25	35Lam Sco	1.6200	28000.	104	42995	No
213	GOM_NL__2PRFIN20100521_173152_000000512089_00356_42995_0874.N1	21-MAY-2010 17:31:52	Twilight	51.000	75	26Eps Sco	2.2910	4250.0	102	42995	No
214	GOM_NL__2PRFIN20100521_173447_000000552089_00356_42995_0875.N1	21-MAY-2010 17:34:47	Twilight	55.000	16	21Alp Sco	1.0200	3000.0	110	42995	No
215	GOM_NL__2PRFIN20100521_173714_000000462089_00356_42995_0876.N1	21-MAY-2010 17:37:14	Bright	45.500	97	8Bet1Sco	2.5610	30000.	91	42995	No
216	GOM_NL__2PRFIN20100521_174046_000000392089_00356_42995_0877.N1	21-MAY-2010 17:40:46	Bright	39.000	104	27Bet Lib	2.6140	13100.	78	42995	No
217	GOM_NL__2PRFIN20100521_174238_000000412089_00356_42995_0878.N1	21-MAY-2010 17:42:38	Bright	41.000	120	1Del Oph	2.7340	3200.0	82	42995	No
218	GOM_NL__2PRFIN20100521_174543_000000412089_00356_42995_0879.N1	21-MAY-2010 17:45:43	Bright	41.000	102	24Alp Ser	2.6000	4250.0	82	42995	No
219	GOM_NL__2PRFIN20100521_175126_000000372089_00356_42995_0880.N1	21-MAY-2010 17:51:26	Bright	37.000	83		2.3780	11000.	74	42995	No

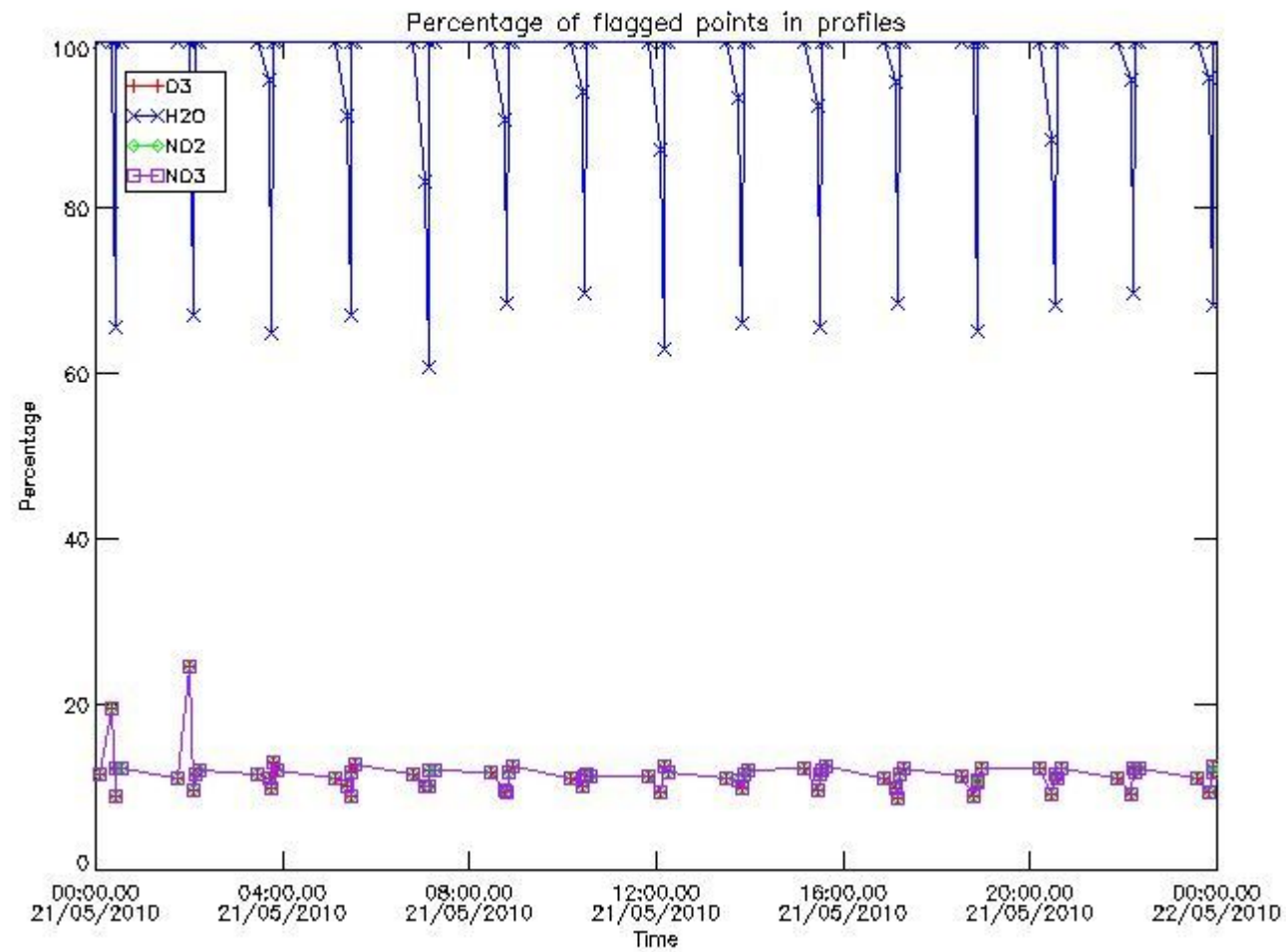
220	GOM_NL__2PRFIN20100521_175436_000000362089_00356_42995_0881.N1	21-MAY-2010 17:54:36	Bright	35.500	180	27Gam Boo	3.0400	8000.0	71	42995	No
221	GOM_NL__2PRFIN20100521_180251_000000592089_00356_42995_0882.N1	21-MAY-2010 18:02:51	Bright	59.000	119	14Eta Dra	2.7270	4700.0	118	42995	No
222	GOM_NL__2PRFIN20100521_180449_000000392089_00356_42995_0883.N1	21-MAY-2010 18:04:49	Bright	38.500	60	7Bet UMi	2.0810	3950.0	77	42995	No
223	GOM_NL__2PRFIN20100521_181732_000000352089_00356_42995_0884.N1	21-MAY-2010 18:17:32	Bright	34.500	76	27Gam Cas	2.3000	30000.	69	42995	No
224	GOM_NL__2PRFIN20100521_181844_000000372089_00356_42995_0885.N1	21-MAY-2010 18:18:44	Bright	36.500	68	18Alp Cas	2.2250	4500.0	73	42995	No
225	GOM_NL__2PRFIN20100521_182722_000000472089_00356_42995_0886.N1	21-MAY-2010 18:27:22	Tw_i_and_stray	46.500	58	21Alp And	2.0730	11000.	93	42995	No
226	GOM_NL__2PRFIN20100521_183143_000000452089_00356_42995_0887.N1	21-MAY-2010 18:31:43	Dark	45.000	140	88Gam Peg	2.8340	26000.	90	42995	No
227	GOM_NL__2PRFIN20100521_184744_000000572089_00356_42995_0888.N1	21-MAY-2010 18:47:44	Dark	57.000	18	24Alp PsA	1.1660	9700.0	114	42995	No
228	GOM_NL__2PRFIN20100521_185149_000000582089_00356_42995_0889.N1	21-MAY-2010 18:51:49	Dark	57.500	63	Bet Gru	2.1500	2800.0	115	42995	No
229	GOM_NL__2PRFIN20100521_185327_000000482089_00357_42996_0897.N1	21-MAY-2010 18:53:27	Dark	47.500	31	Alp Gru	1.7340	15200.	95	42996	No
230	GOM_NL__2PRFIN20100521_185853_000000422089_00357_42996_0898.N1	21-MAY-2010 18:58:53	Dark	41.500	45	Alp Pav	1.9400	26000.	83	42996	No
231	GOM_NL__2PRFIN20100521_190547_000000522089_00357_42996_0899.N1	21-MAY-2010 19:05:47	Straylight	52.000	141	Bet Ara	2.8400	4600.0	104	42996	No
232	GOM_NL__2PRFIN20100521_190831_000000452089_00357_42996_0900.N1	21-MAY-2010 19:08:31	Straylight	44.500	40	The Sco	1.8590	7100.0	89	42996	No
233	GOM_NL__2PRFIN20100521_191022_000000522089_00357_42996_0901.N1	21-MAY-2010 19:10:22	Straylight	51.500	25	35Lam Sco	1.6200	28000.	103	42996	No
234	GOM_NL__2PRFIN20100521_191229_000000522089_00357_42996_0902.N1	21-MAY-2010 19:12:29	Tw_i_and_stray	52.000	75	26Eps Sco	2.2910	4250.0	104	42996	No
235	GOM_NL__2PRFIN20100521_191524_000000532089_00357_42996_0903.N1	21-MAY-2010 19:15:24	Tw_i_and_stray	53.000	16	21Alp Sco	1.0200	3000.0	106	42996	No
236	GOM_NL__2PRFIN20100521_191750_000000422089_00357_42996_0904.N1	21-MAY-2010 19:17:50	Bright	42.000	97	8Bet1Sco	2.5610	30000.	84	42996	No
237	GOM_NL__2PRFIN20100521_192314_000000472089_00357_42996_0905.N1	21-MAY-2010 19:23:14	Bright	46.500	120	1Del Oph	2.7340	3200.0	93	42996	No
238	GOM_NL__2PRFIN20100521_192619_000000412089_00357_42996_0906.N1	21-MAY-2010 19:26:19	Bright	40.500	102	24Alp Ser	2.6000	4250.0	81	42996	No
239	GOM_NL__2PRFIN20100521_193202_000000392089_00357_42996_0907.N1	21-MAY-2010 19:32:02	Bright	38.500	83		2.3780	11000.	77	42996	No
240	GOM_NL__2PRFIN20100521_193512_000000372089_00357_42996_0908.N1	21-MAY-2010 19:35:12	Bright	36.500	180	27Gam Boo	3.0400	8000.0	73	42996	No
241	GOM_NL__2PRFIN20100521_194327_000000592089_00357_42996_0909.N1	21-MAY-2010 19:43:27	Bright	59.000	119	14Eta Dra	2.7270	4700.0	118	42996	No
242	GOM_NL__2PRFIN20100521_194525_000000402089_00357_42996_0910.N1	21-MAY-2010 19:45:25	Bright	39.500	60	7Bet UMi	2.0810	3950.0	79	42996	No
243	GOM_NL__2PRFIN20100521_195807_000000532089_00357_42996_0911.N1	21-MAY-2010 19:58:07	Bright	53.000	76	27Gam Cas	2.3000	30000.	106	42996	No
244	GOM_NL__2PRFIN20100521_195920_000000382089_00357_42996_0912.N1	21-MAY-2010 19:59:20	Bright	37.500	68	18Alp Cas	2.2250	4500.0	75	42996	No
245	GOM_NL__2PRFIN20100521_200758_000000482089_00357_42996_0913.N1	21-MAY-2010 20:07:58	Tw_i_and_stray	48.000	58	21Alp And	2.0730	11000.	96	42996	No
246	GOM_NL__2PRFIN20100521_201220_000000462089_00357_42996_0914.N1	21-MAY-2010 20:12:20	Dark	45.500	140	88Gam Peg	2.8340	26000.	91	42996	No
247	GOM_NL__2PRFIN20100521_202820_000000552089_00357_42996_0915.N1	21-MAY-2010 20:28:20	Dark	55.000	18	24Alp PsA	1.1660	9700.0	110	42996	No
248	GOM_NL__2PRFIN20100521_203226_000000452089_00357_42996_0916.N1	21-MAY-2010 20:32:26	Dark	44.500	63	Bet Gru	2.1500	2800.0	89	42996	No
249	GOM_NL__2PRFIN20100521_203404_000000462089_00358_42997_0905.N1	21-MAY-2010 20:34:04	Dark	46.000	31	Alp Gru	1.7340	15200.	92	42997	No
250	GOM_NL__2PRFIN20100521_203930_000000422089_00358_42997_0906.N1	21-MAY-2010 20:39:30	Dark	41.500	45	Alp Pav	1.9400	26000.	83	42997	No
251	GOM_NL__2PRFIN20100521_204624_000000452089_00358_42997_0907.N1	21-MAY-2010 20:46:24	Straylight	45.000	141	Bet Ara	2.8400	4600.0	90	42997	No
252	GOM_NL__2PRFIN20100521_204908_000000522089_00358_42997_0908.N1	21-MAY-2010 20:49:08	Straylight	52.000	40	The Sco	1.8590	7100.0	104	42997	No
253	GOM_NL__2PRFIN20100521_205059_000000502089_00358_42997_0909.N1	21-MAY-2010 20:50:59	Straylight	50.000	25	35Lam Sco	1.6200	28000.	100	42997	No
254	GOM_NL__2PRFIN20100521_205305_000000512089_00358_42997_0910.N1	21-MAY-2010 20:53:05	Tw_i_and_stray	50.500	75	26Eps Sco	2.2910	4250.0	101	42997	No
255	GOM_NL__2PRFIN20100521_205600_000000532089_00358_42997_0911.N1	21-MAY-2010 20:56:00	Tw_i_and_stray	52.500	16	21Alp Sco	1.0200	3000.0	105	42997	No
256	GOM_NL__2PRFIN20100521_205826_000000432089_00358_42997_0912.N1	21-MAY-2010 20:58:26	Bright	42.500	97	8Bet1Sco	2.5610	30000.	85	42997	No
257	GOM_NL__2PRFIN20100521_210158_000000392089_00358_42997_0913.N1	21-MAY-2010 21:01:58	Bright	38.500	104	27Bet Lib	2.6140	13100.	77	42997	No
258	GOM_NL__2PRFIN20100521_210349_000000452089_00358_42997_0914.N1	21-MAY-2010 21:03:49	Bright	45.000	120	1Del Oph	2.7340	3200.0	90	42997	No
259	GOM_NL__2PRFIN20100521_210655_000000412089_00358_42997_0915.N1	21-MAY-2010 21:06:55	Bright	40.500	102	24Alp Ser	2.6000	4250.0	81	42997	No
260	GOM_NL__2PRFIN20100521_211238_000000392089_00358_42997_0916.N1	21-MAY-2010 21:12:38	Bright	38.500	83		2.3780	11000.	77	42997	No
261	GOM_NL__2PRFIN20100521_211547_000000362089_00358_42997_0917.N1	21-MAY-2010 21:15:47	Bright	35.500	180	27Gam Boo	3.0400	8000.0	71	42997	No
262	GOM_NL__2PRFIN20100521_212402_000000412089_00358_42997_0918.N1	21-MAY-2010 21:24:02	Bright	41.000	119	14Eta Dra	2.7270	4700.0	82	42997	No
263	GOM_NL__2PRFIN20100521_212601_000000412089_00358_42997_0919.N1	21-MAY-2010 21:26:01	Bright	40.500	60	7Bet UMi	2.0810	3950.0	81	42997	No
264	GOM_NL__2PRFIN20100521_213843_000000382089_00358_42997_0920.N1	21-MAY-2010 21:38:43	Bright	37.500	76	27Gam Cas	2.3000	30000.	75	42997	No
265	GOM_NL__2PRFIN20100521_213956_000000412089_00358_42997_0921.N1	21-MAY-2010 21:39:56	Bright	40.500	68	18Alp Cas	2.2250	4500.0	81	42997	No
266	GOM_NL__2PRFIN20100521_214834_000000472089_00358_42997_0922.N1	21-MAY-2010 21:48:34	Tw_i_and_stray	46.500	58	21Alp And	2.0730	11000.	93	42997	No
267	GOM_NL__2PRFIN20100521_215256_000000462089_00358_42997_0923.N1	21-MAY-2010 21:52:56	Dark	45.500	140	88Gam Peg	2.8340	26000.	91	42997	No
268	GOM_NL__2PRFIN20100521_220858_000000562089_00358_42997_0924.N1	21-MAY-2010 22:08:58	Dark	56.000	18	24Alp PsA	1.1660	9700.0	112	42997	No
269	GOM_NL__2PRFIN20100521_221303_000000422089_00358_42997_0925.N1	21-MAY-2010 22:13:03	Dark	41.500	63	Bet Gru	2.1500	2800.0	83	42997	No
270	GOM_NL__2PRFIN20100521_221441_000000432089_00359_42998_0913.N1	21-MAY-2010 22:14:41	Dark	43.000	31	Alp Gru	1.7340	15200.	86	42998	No
271	GOM_NL__2PRFIN20100521_222007_000000462089_00359_42998_0914.N1	21-MAY-2010 22:20:07	Dark	45.500	45	Alp Pav	1.9400	26000.	91	42998	No
272	GOM_NL__2PRFIN20100521_222700_000000482089_00359_42998_0915.N1	21-MAY-2010 22:27:00	Straylight	47.500	141	Bet Ara	2.8400	4600.0	95	42998	No
273	GOM_NL__2PRFIN20100521_222944_000000492089_00359_42998_0916.N1	21-MAY-2010 22:29:44	Straylight	49.000	40	The Sco	1.8590	7100.0	98	42998	No
274	GOM_NL__2PRFIN20100521_223135_000000522089_00359_42998_0917.N1	21-MAY-2010 22:31:35	Straylight	52.000	25	35Lam Sco	1.6200	28000.	104	42998	No
275	GOM_NL__2PRFIN20100521_223342_000000502089_00359_42998_0918.N1	21-MAY-2010 22:33:42	Tw_i_and_stray	49.500	75	26Eps Sco	2.2910	4250.0	99	42998	No
276	GOM_NL__2PRFIN20100521_223636_000000542089_00359_42998_0919.N1	21-MAY-2010 22:36:36	Tw_i_and_stray	53.500	16	21Alp Sco	1.0200	3000.0	107	42998	No
277	GOM_NL__2PRFIN20100521_223903_000000432089_00359_42998_0920.N1	21-MAY-2010 22:39:03	Bright	42.500	97	8Bet1Sco	2.5610	30000.	85	42998	No
278	GOM_NL__2PRFIN20100521_224234_000000382089_00359_42998_0921.N1	21-MAY-2010 22:42:34	Bright	38.000	104	27Bet Lib	2.6140	13100.	76	42998	No

279	GOM_NL__2PRFIN20100521_224425_000000452089_00359_42998_0922.N1	21-MAY-2010 22:44:25	Bright	45.000	120	1Del Oph	2.7340	3200.0	90	42998	No
280	GOM_NL__2PRFIN20100521_224731_000000412089_00359_42998_0923.N1	21-MAY-2010 22:47:31	Bright	40.500	102	24Alp Ser	2.6000	4250.0	81	42998	No
281	GOM_NL__2PRFIN20100521_225314_000000402089_00359_42998_0924.N1	21-MAY-2010 22:53:14	Bright	39.500	83		2.3780	11000.	79	42998	No
282	GOM_NL__2PRFIN20100521_225623_000000382089_00359_42998_0925.N1	21-MAY-2010 22:56:23	Bright	37.500	180	27Gam Boo	3.0400	8000.0	75	42998	No
283	GOM_NL__2PRFIN20100521_230438_000000422089_00359_42998_0926.N1	21-MAY-2010 23:04:38	Bright	41.500	119	14Eta Dra	2.7270	4700.0	83	42998	No
284	GOM_NL__2PRFIN20100521_230636_000000392089_00359_42998_0927.N1	21-MAY-2010 23:06:36	Bright	38.500	60	7Bet UMi	2.0810	3950.0	77	42998	No
285	GOM_NL__2PRFIN20100521_231919_000000542089_00359_42998_0928.N1	21-MAY-2010 23:19:19	Bright	54.000	76	27Gam Cas	2.3000	30000.	108	42998	No
286	GOM_NL__2PRFIN20100521_232031_000000402089_00359_42998_0929.N1	21-MAY-2010 23:20:31	Bright	39.500	68	18Alp Cas	2.2250	4500.0	79	42998	No
287	GOM_NL__2PRFIN20100521_232910_000000482089_00359_42998_0930.N1	21-MAY-2010 23:29:10	Twi_and_stray	48.000	58	21Alp And	2.0730	11000.	96	42998	No
288	GOM_NL__2PRFIN20100521_233332_000000452089_00359_42998_0931.N1	21-MAY-2010 23:33:32	Dark	45.000	140	88Gam Peg	2.8340	26000.	90	42998	No
289	GOM_NL__2PRFIN20100521_234934_000000592089_00359_42998_0932.N1	21-MAY-2010 23:49:34	Dark	59.000	18	24Alp PsA	1.1660	9700.0	118	42998	No
290	GOM_NL__2PRFIN20100521_235339_000000452089_00359_42998_0933.N1	21-MAY-2010 23:53:39	Dark	44.500	63	Bet Gru	2.1500	2800.0	89	42998	No
291	GOM_NL__2PRFIN20100521_235517_000000442089_00360_42999_0921.N1	21-MAY-2010 23:55:17	Dark	43.500	31	Alp Gru	1.7340	15200.	87	42999	No

3. Quality information per product

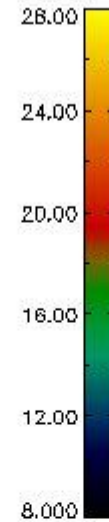
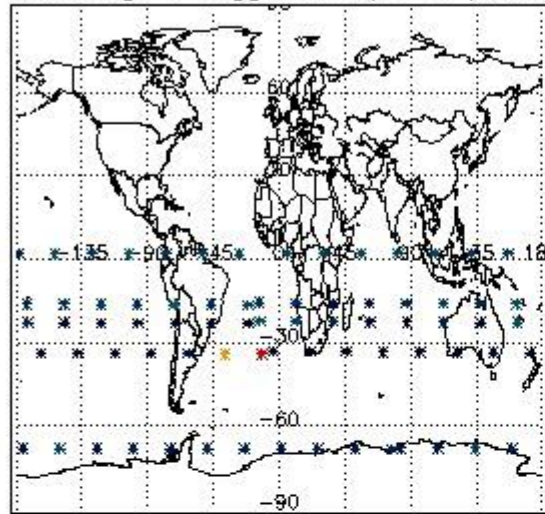
In this section it is plotted some information contained in the Quality Summary data set of the level 2 products. Only products in dark limb conditions and without errors (error flag in the MPH set to "0") are used.

3.1 Plot quality information per product (time dependant)

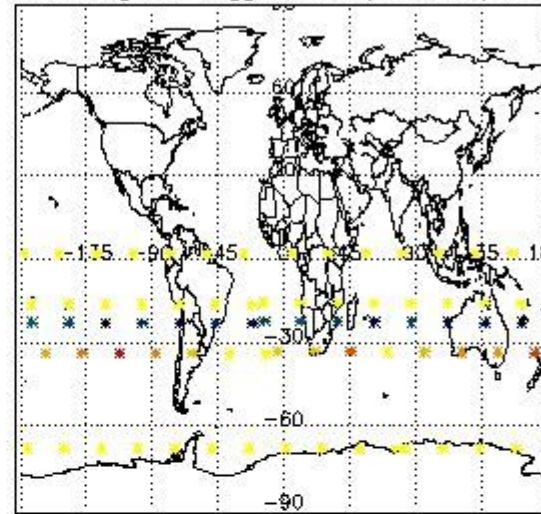


3.2 Plot quality information per product (world map)


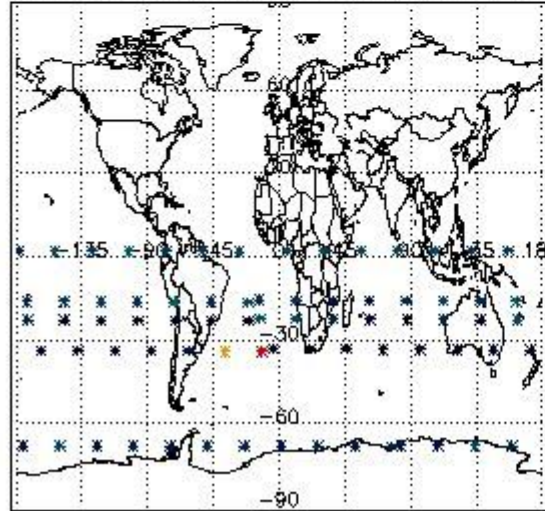
Percentage of flagged data per O3 profile



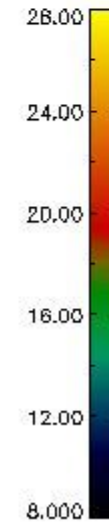
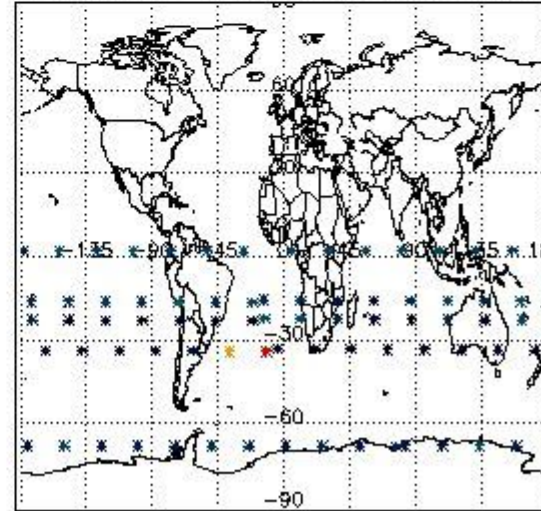
Percentage of flagged data per H2O profile



Percentage of flagged data per NO2 profile



Percentage of flagged data per NO3 profile

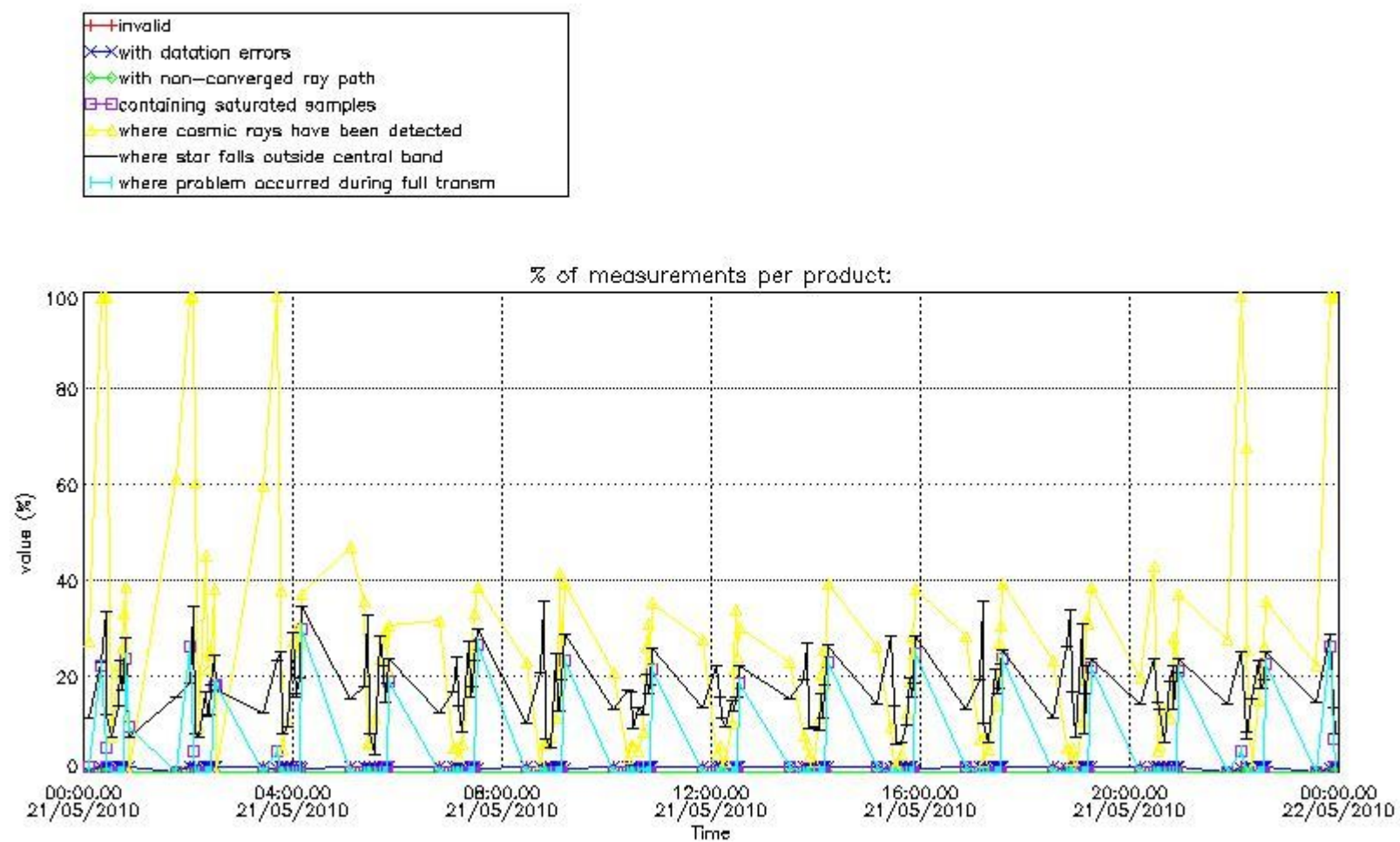


4. Level 1 quality information per product

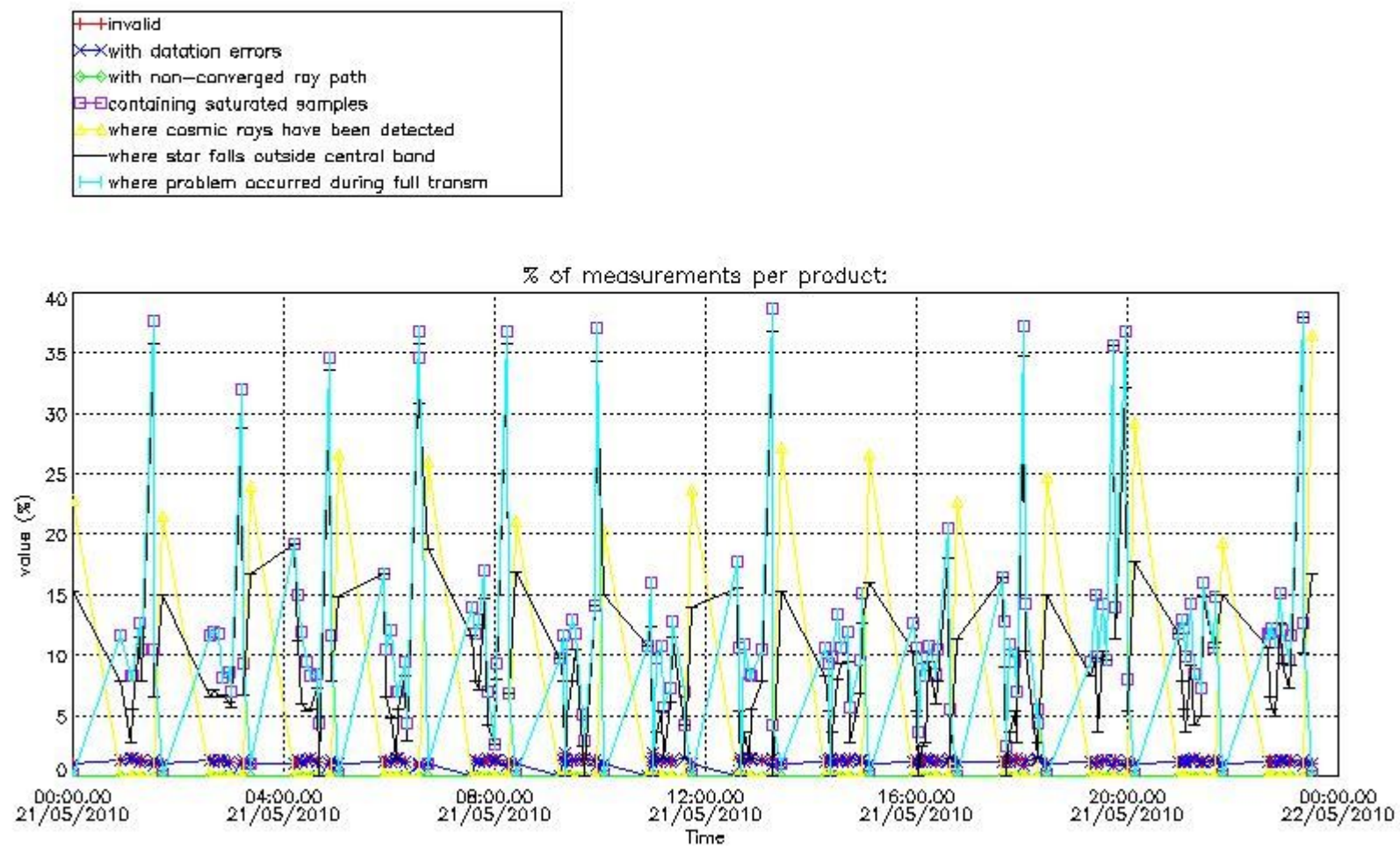
In this section it is plotted some information contained in the Quality Summary data set of the level 2 products that comes from the level 1b processing. Products without errors (error flag in the MPH set to "0") are used.

4.1 Plot quality information per product (time dependant) coming from level 1b processing

4.1.1 Plot level 1 quality information per product (time dependant): ENVISAT ASCENDING passes



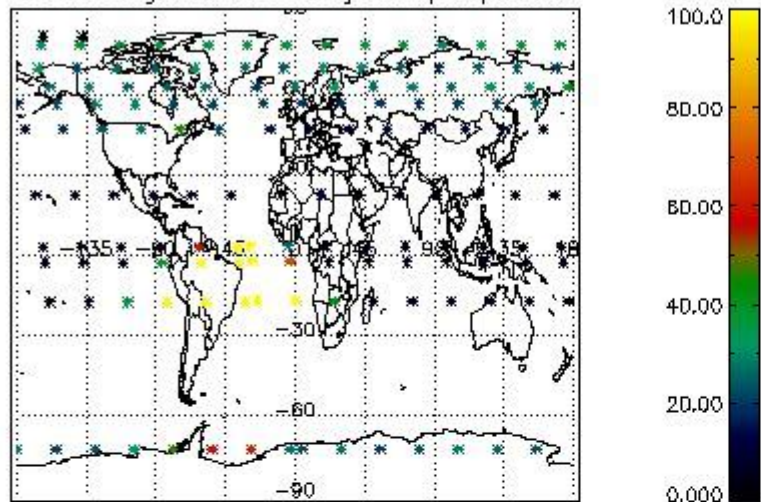
4.1.2 Plot level 1 quality information per product (time dependant): ENVI SAT DESCENDING passes



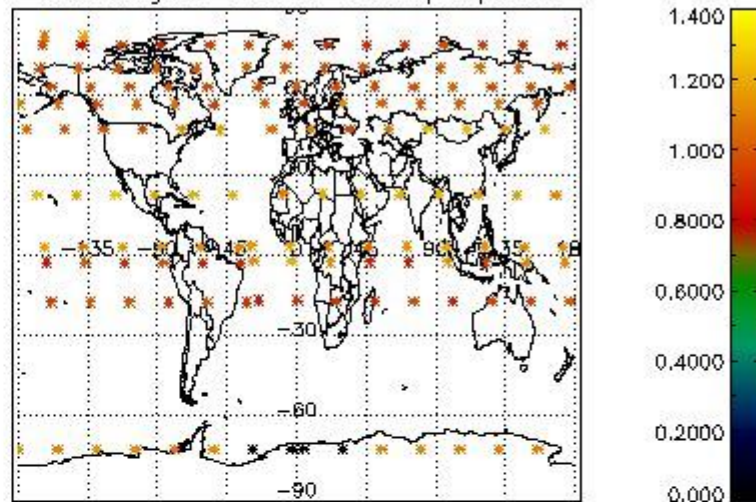
4.2 Plot quality information per product coming from level 1b processing (world map)

4.2.1 Plot level 1 quality information per product (world map): ENVISAT ASCENDING passes

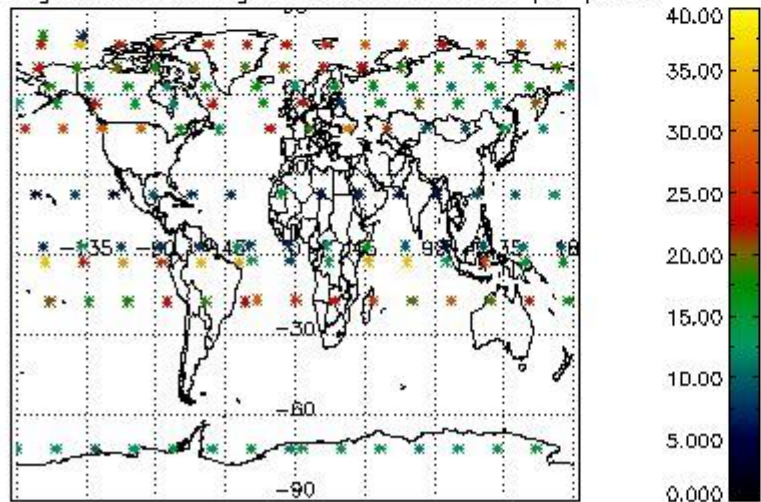
Percentage of cosmic ray hits per profile



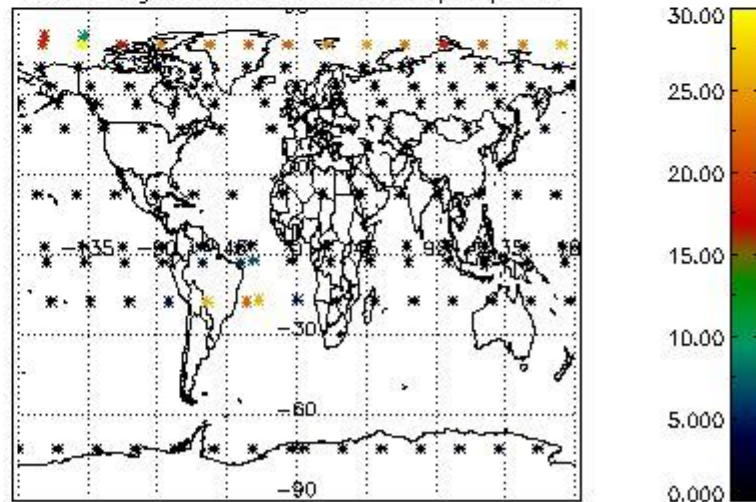
Percentage of datation errors per profile



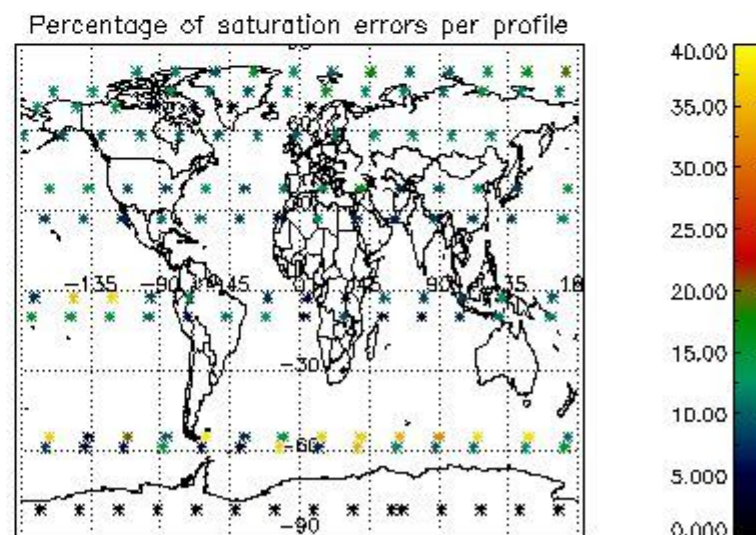
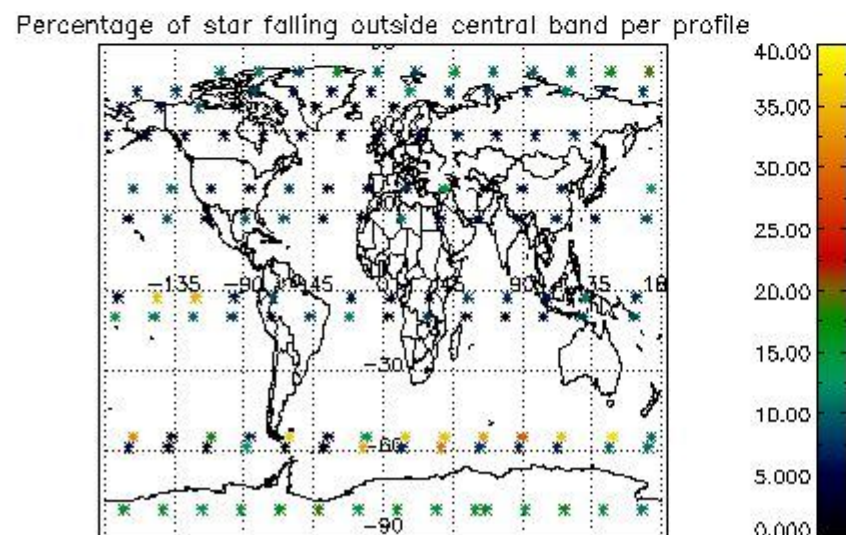
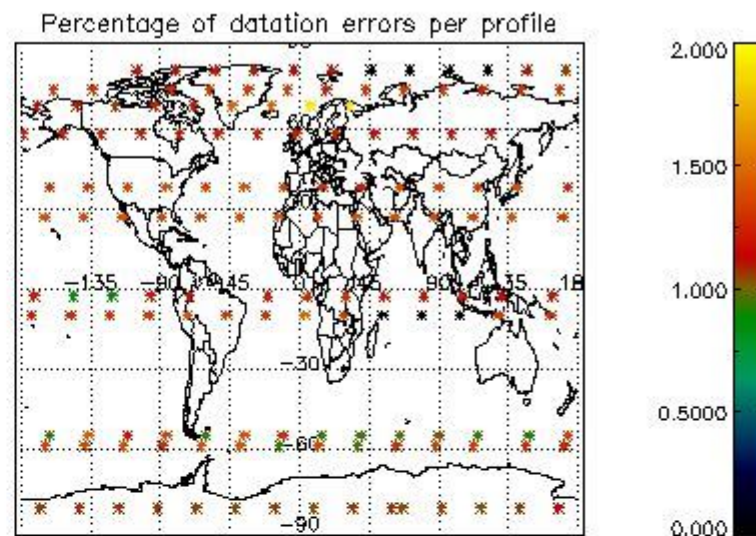
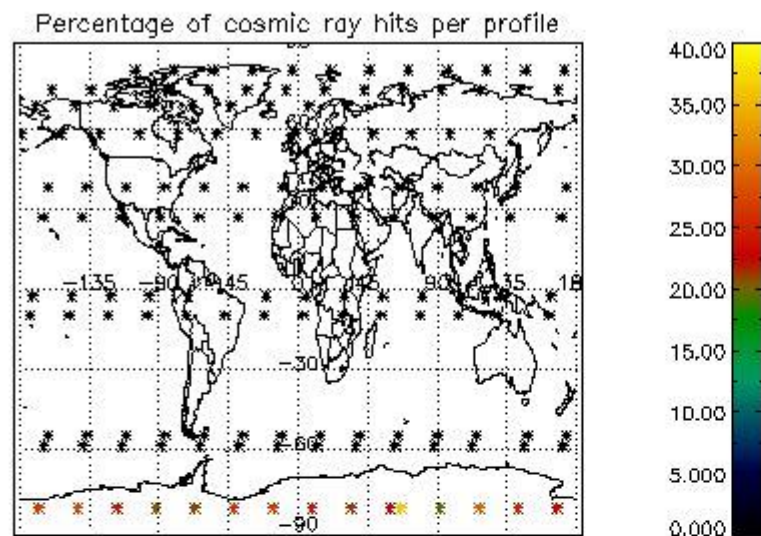
Percentage of star falling outside central band per profile



Percentage of saturation errors per profile



4.2.2 Plot level 1 quality information per product (world map): ENVISAT DESCENDING passes



5. Trace gas profiles

5.1 Ozone statistics based on quality of products

The final quality of the products can be "measured" using the STD (Standard Deviation) attached to every point profile. This information is written to the parameter GOM_NL__2P/NL_LOCAL_SPECIES_DENSITY/o3_std of the level 2 products. The table below shows the statistics for given STD ranges.

The statistics are given with respect to the overall valid production:

- Products without fatal errors: GOM_NL__2P/MPH/PRODUCT_ERR=0
- Valid point profile: GOM_NL__2P/NL_LOCAL_SPECIES_DENSITY/pcd(0)=0

The 'Criteria' is applied to valid points of dark limb products:

- Products in dark limb illumination condition: GOM_NL__2P/NL_SUMMARY_QUALITY/obs_ill_cond=0
- Products without fatal errors: GOM_NL__2P/MPH/PRODUCT_ERR=0
- Valid point profile: GOM_NL__2P/NL_LOCAL_SPECIES_DENSITY/pcd(0)=0

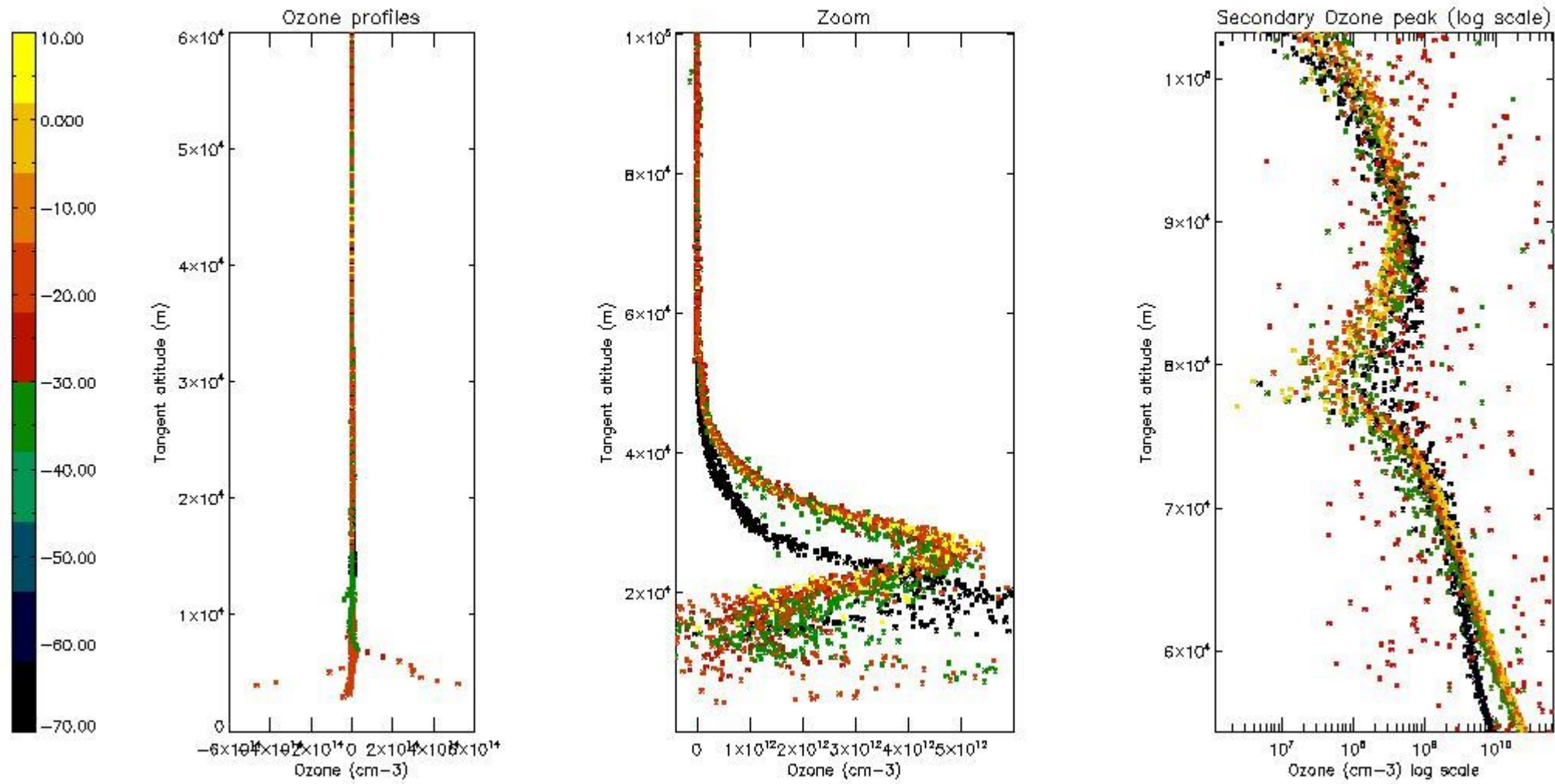
So, the table below shows the percentage of dark limb and valid observations for each criteria with respect to the overall valid daily observations.

Criteria	% of total production
All STD	27
STD < 20	15

STD < 10	12
STD < 5	8

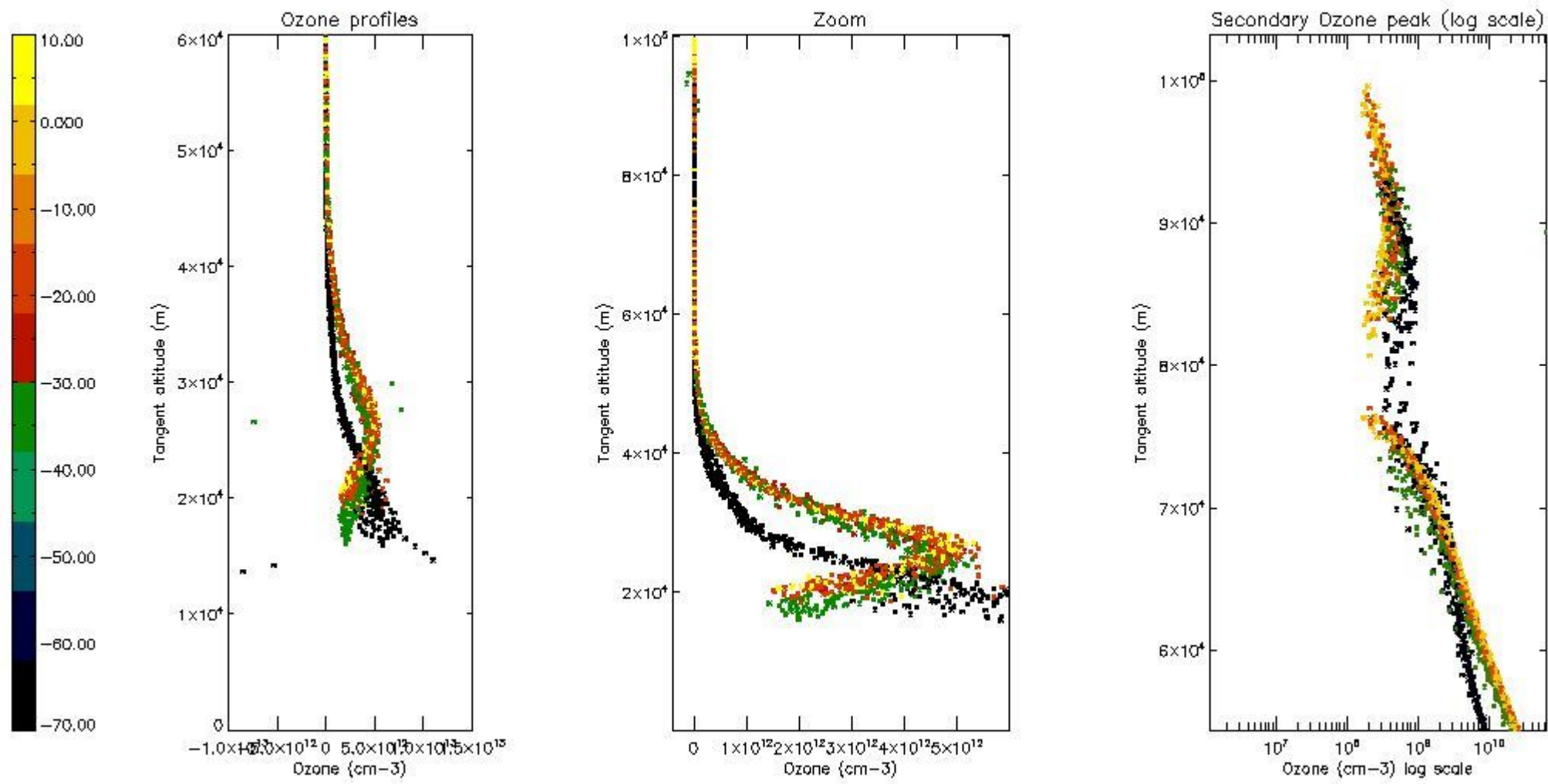
5.2 Plot ozone profiles for all STD (dark without errors)

The colorbar represents the latitude.



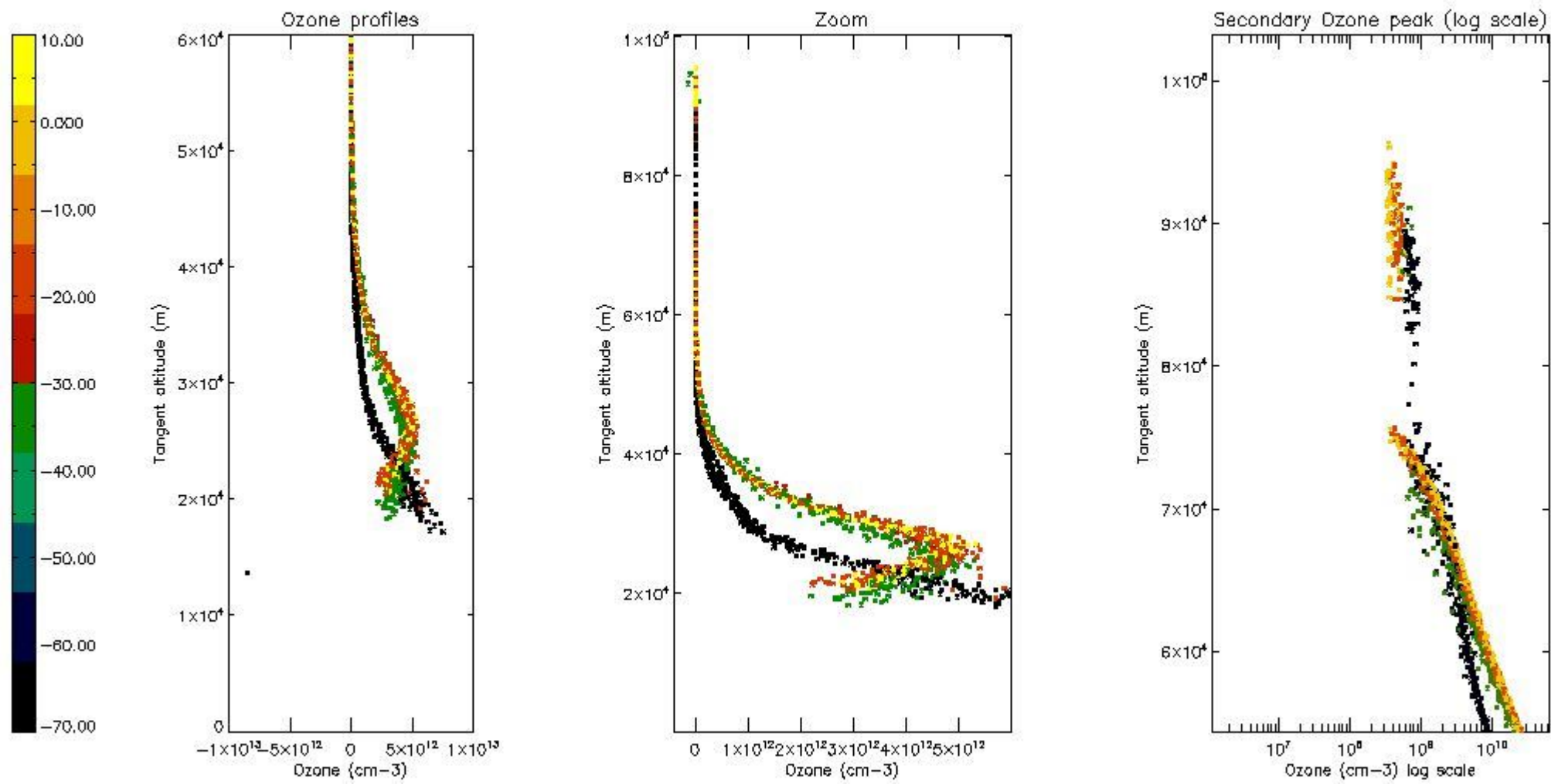
5.3 Plot ozone profiles where STD < 20% (dark without errors)

The colorbar represents the latitude.



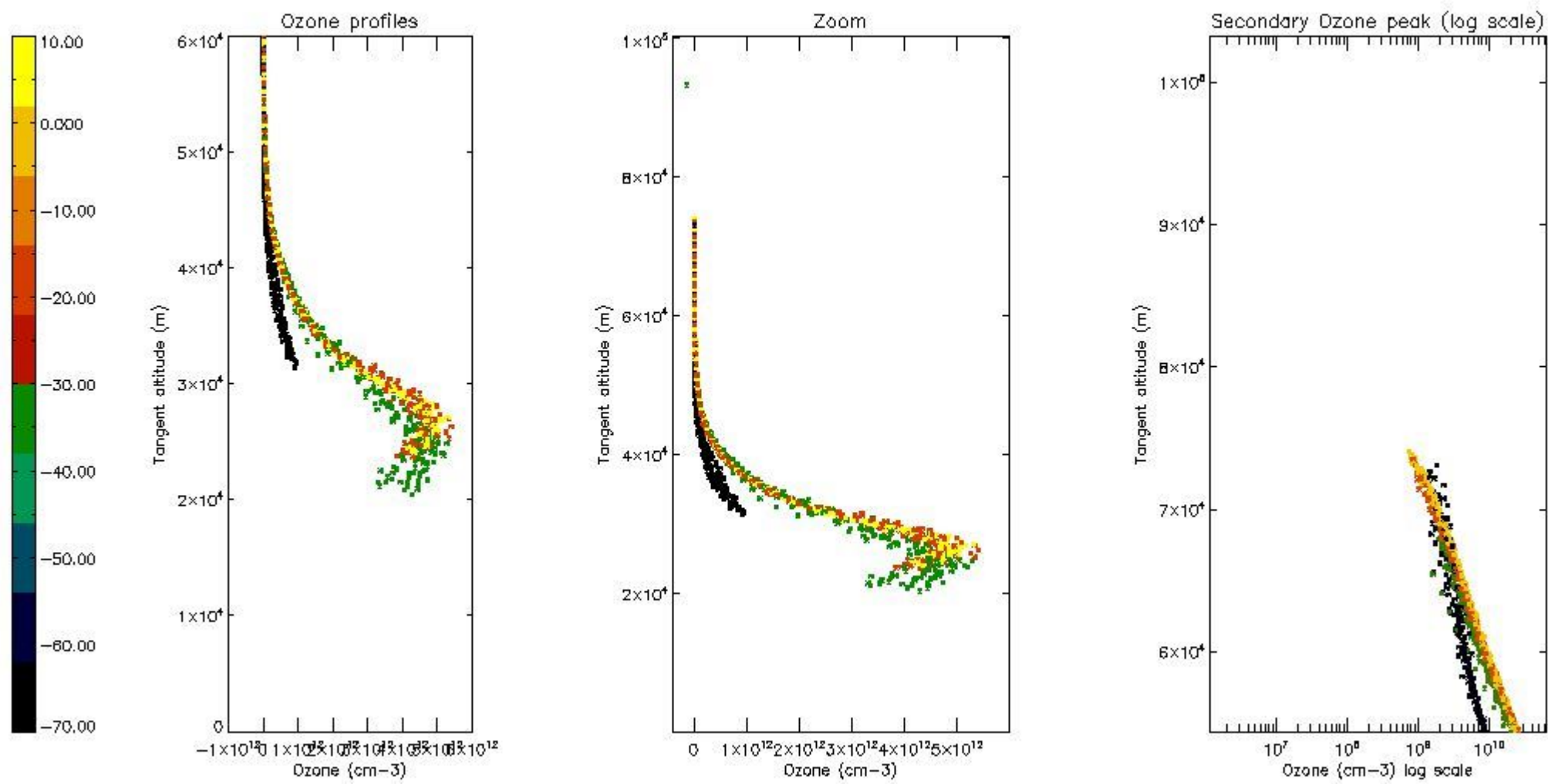
5.4 Plot ozone profiles where STD < 10% (dark without errors)

The colorbar represents the latitude.



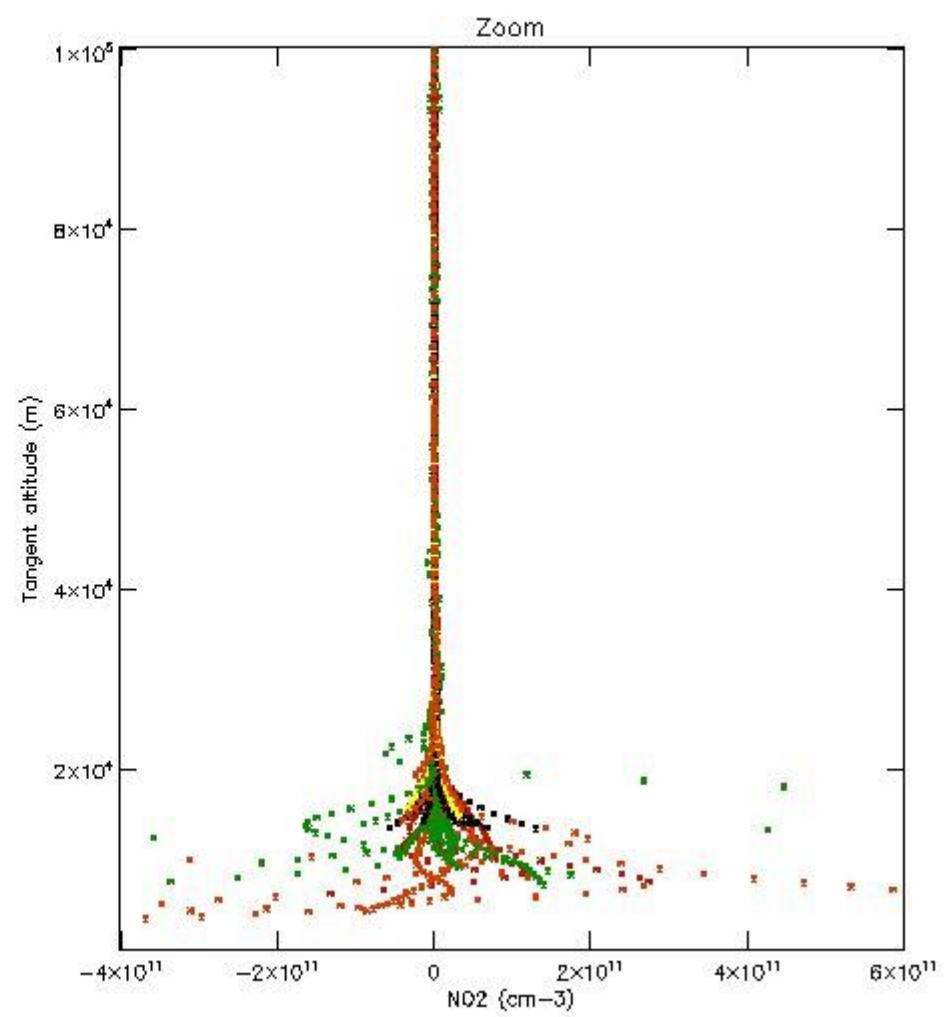
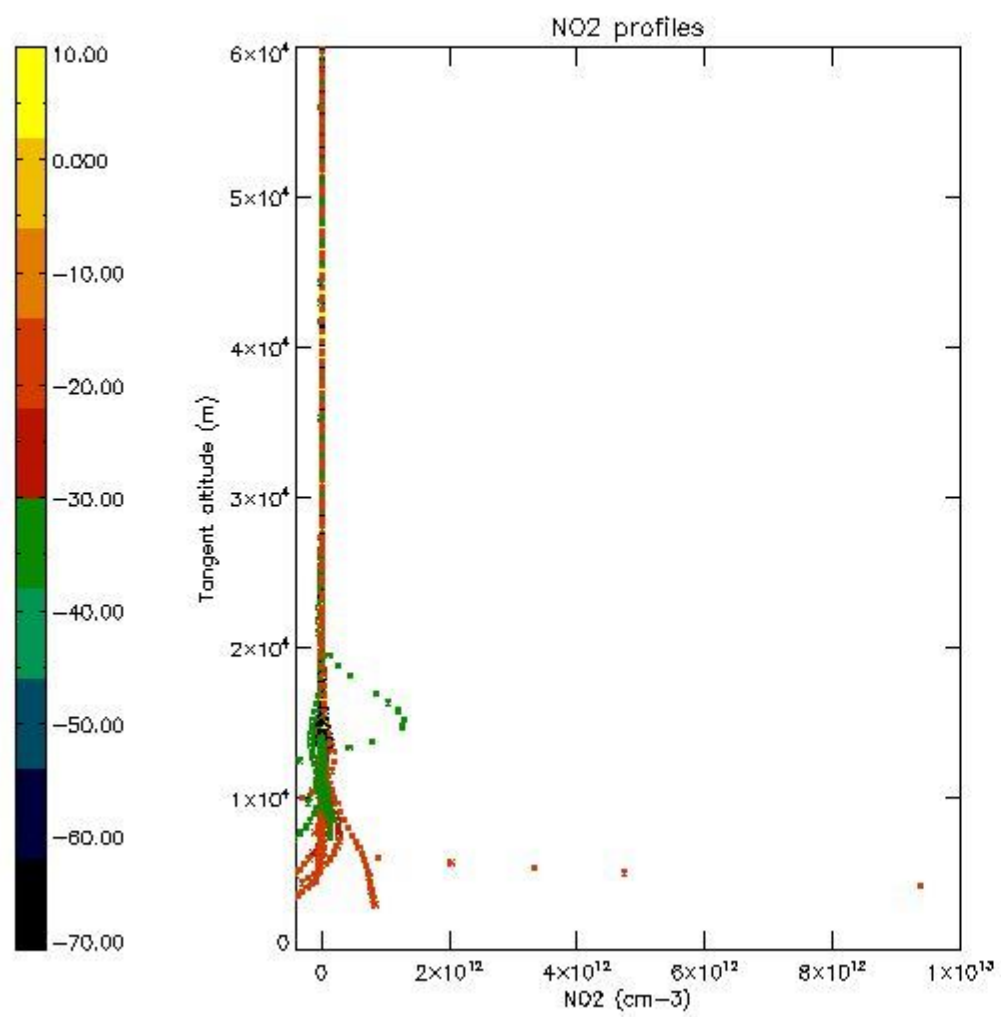
5.5 Plot ozone profiles where STD < 5% (dark without errors)

The colorbar represents the latitude.



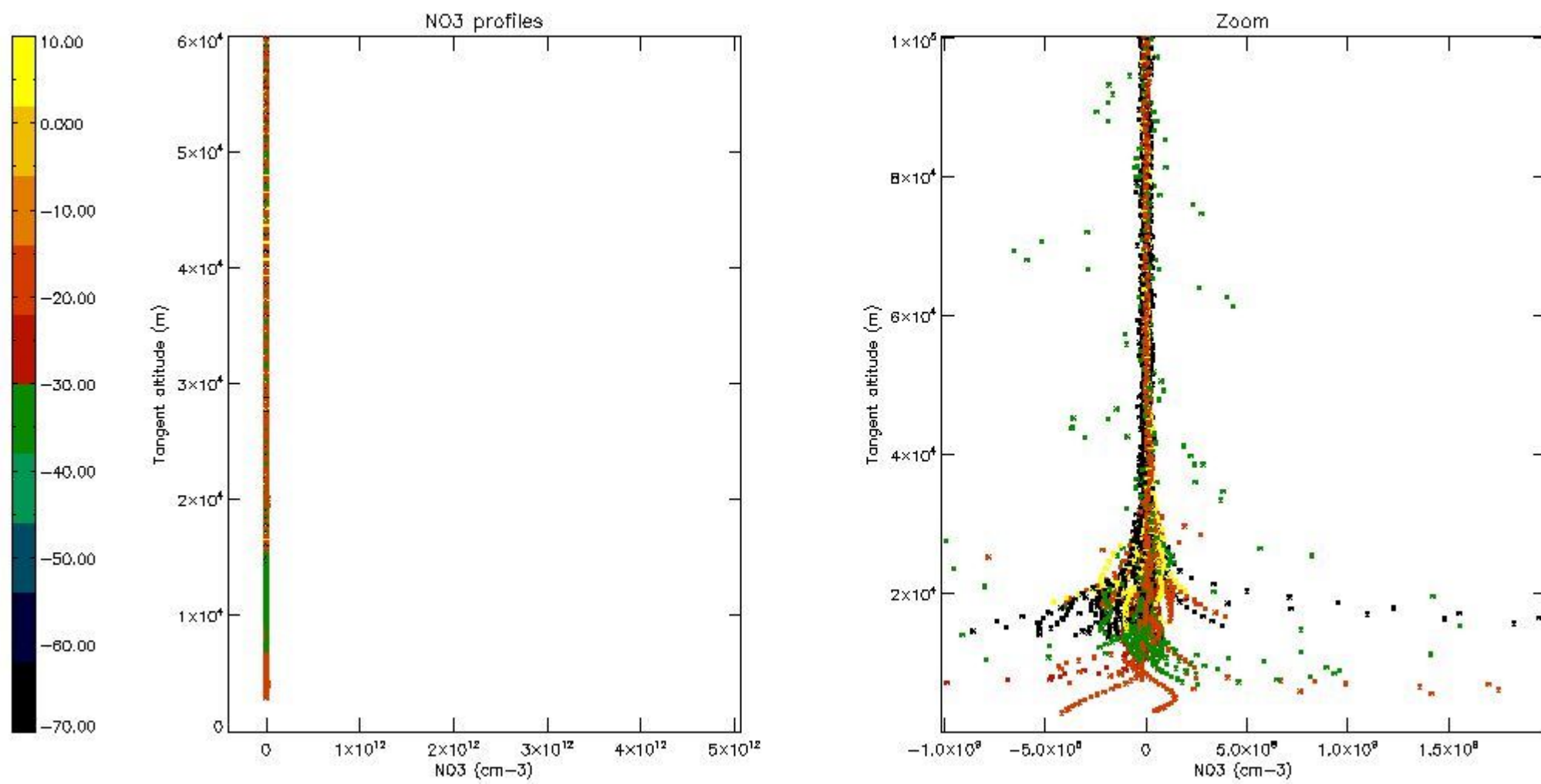
5.6 Plot NO₂ profiles for all STD (dark without errors)

The colorbar represents the latitude.



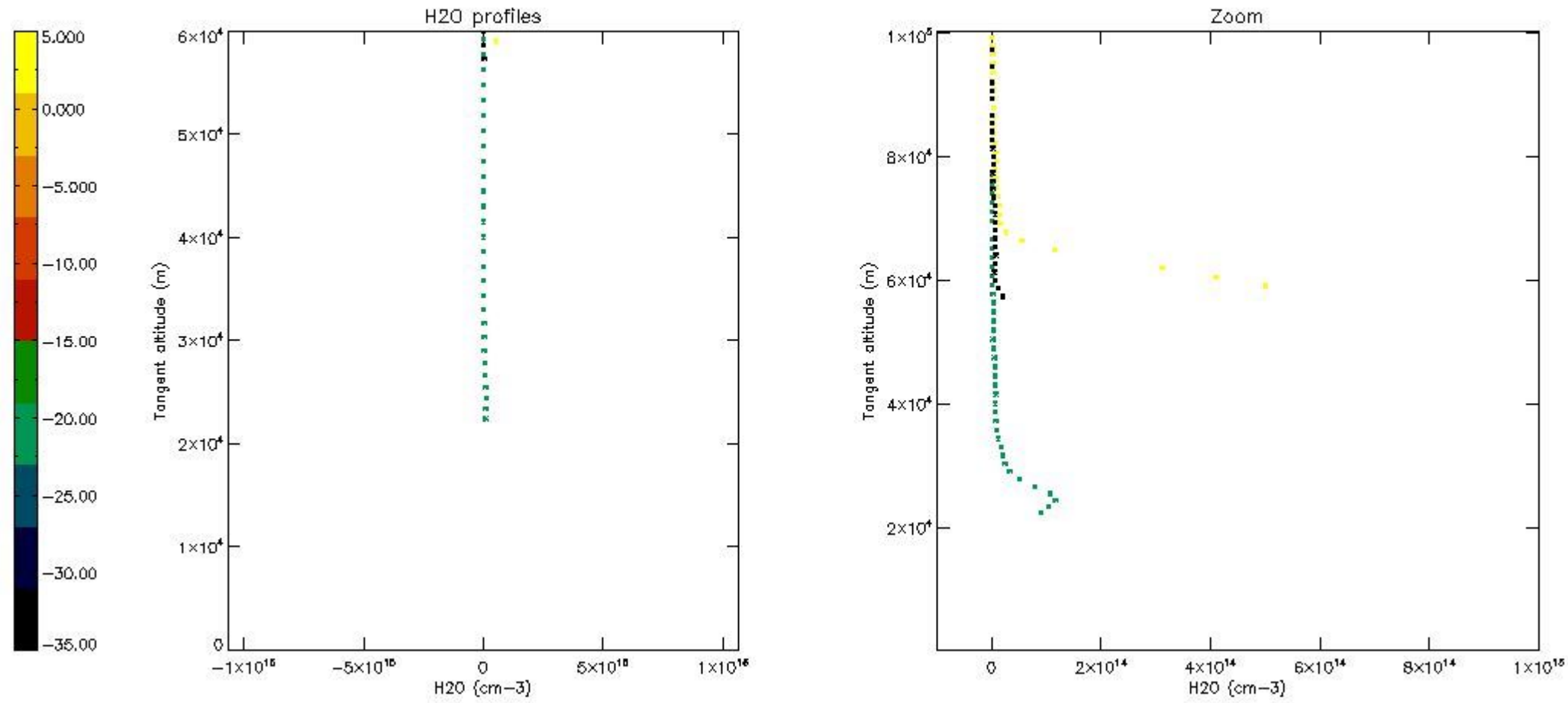
5.7 Plot NO3 profiles for all STD (dark without errors)

The colorbar represents the latitude.



5.8 Plot H2O profiles for all STD (only for occultations of stars 1,2,3,4,13,14,16,26,63 dark without errors)

The colorbar represents the latitude.



6. Auxiliary Data Files used for the production reported in section 2

The number reported in the third column indicates since which file (see list in section 2) the corresponding auxiliary file has been used. The fourth column is the date of those product files.

Type	Auxiliary Filename	Used since product	Used since product date
INST_PHYS_CHARACTERISTICS	GOM_INS_AXVIEC20091111_143220_20030716_120000_20500101_000000	1	21-MAY-2010 00:00:45
LEVEL-2_PROC_CONFIG	GOM_PR2_AXVIEC20091111_152718_20020301_000000_20500101_000000	1	21-MAY-2010 00:00:45
CROSS_SECTIONS_FILE	GOM_CRS_AXVIEC20091111_154832_20020301_000000_20500101_000000	1	21-MAY-2010 00:00:45

GOMOS Level 2 Daily Report

SUMMARY

[1. General Info](#)

[2. Summary of processed GOM_NL_2P products](#)

[3. Level 2 Quality information per product](#)

[3.1 Plot of level 2 quality information per product \(time dependant\)](#)

[3.2 Plot of level 2 quality information per product \(world map\)](#)

[4. Level 1 Quality information per product \(stored on level 2 products\)](#)

[4.1 Plot of level 1 quality information per product \(time dependant\)](#)

[4.1.1 Plot of level 1 quality information per product \(time dependant\): ASCENDING](#)

[4.1.2 Plot of level 1 quality information per product \(time dependant\): DESCENDING](#)

[4.2 Plot of level 1 quality information per product \(world map\)](#)

[4.2.1 Plot of level 1 quality information per product \(world map\): ASCENDING](#)

[4.2.2 Plot of level 1 quality information per product \(world map\): DESCENDING](#)

[5. Ozone profiles based on quality statistics and other trace gas profiles](#)

[5.1 Ozone statistics based on quality of products](#)

[5.2 Plot ozone profiles for all STD \(dark without errors\)](#)

[5.3 Plot ozone profiles where STD < 20% \(dark without errors\)](#)

[5.4. Plot ozone profiles where STD < 10% \(dark without errors\)](#)

[5.5. Plot ozone profiles where STD < 5% \(dark without errors\)](#)

[5.6 Plot NO2 profiles for all STD \(dark without errors\)](#)

[5.7 Plot NO3 profiles for all STD \(dark without errors\)](#)

[5.8 Plot H2O profiles \(only for occultations of stars 1,2,3,4,13,14,16,26,63 dark without errors\) for all STD](#)

[6. Auxiliary Data Files used for the production reported in section 2](#)

This report presents the daily analysis on parameters extracted from GOMOS level 2 data (GOM_NL__2P). It is intended to monitor some important parameters that will impact the quality of these products. A list of level 2 products (and content) that have arrived during the reporting day to the PCF is also given.

Item	Value
Time of report generation	29APR2013 11:00:36
Data source version	GOMOS/6.01
Start time of products	21-05-2010 (21MAY2010 00:00:00)
Stop time of products	22-05-2010 (22MAY2010 00:00:00)
Store outputs in DB	Yes
Nb of level 2 prods	291
Nb of prods with errors	0

2. Summary of processed GOM_NL__2P products.

Nr	Filename	UTC Start time	Limb	Duration	Star Id	Star Name	Star Mag	Star Temp	Nb Meas	Orbit	Prod. error
1	GOM_NL__2PRFIN20100521_000045_000000462089_00345_42984_0776.N1	21-MAY-2010 00:00:45	Twilight	46.000	58	21Alp And	2.0730	11000.	92	42984	No
2	GOM_NL__2PRFIN20100521_000504_000000442089_00345_42984_0777.N1	21-MAY-2010 00:05:04	Dark	44.000	140	88Gam Peg	2.8340	26000.	88	42984	No
3	GOM_NL__2PRFIN20100521_002058_000000552089_00345_42984_0778.N1	21-MAY-2010 00:20:58	Dark	54.500	18	24Alp PsA	1.1660	9700.0	109	42984	No
4	GOM_NL__2PRFIN20100521_002506_000000572089_00345_42984_0779.N1	21-MAY-2010 00:25:06	Dark	57.000	63	Bet Gru	2.1500	2800.0	114	42984	No
5	GOM_NL__2PRFIN20100521_002642_000000462089_00346_42985_0769.N1	21-MAY-2010 00:26:42	Dark	45.500	31	Alp Gru	1.7340	15200.	91	42985	No
6	GOM_NL__2PRFIN20100521_003210_000000422089_00346_42985_0770.N1	21-MAY-2010 00:32:10	Dark	41.500	45	Alp Pav	1.9400	26000.	83	42985	No
7	GOM_NL__2PRFIN20100521_003907_000000432089_00346_42985_0771.N1	21-MAY-2010 00:39:07	Straylight	43.000	141	Bet Ara	2.8400	4600.0	86	42985	No
8	GOM_NL__2PRFIN20100521_004149_000000542089_00346_42985_0772.N1	21-MAY-2010 00:41:49	Straylight	53.500	40	The Sco	1.8590	7100.0	107	42985	No
9	GOM_NL__2PRFIN20100521_004340_000000532089_00346_42985_0773.N1	21-MAY-2010 00:43:40	Straylight	52.500	25	35Lam Sco	1.6200	28000.	105	42985	No
10	GOM_NL__2PRFIN20100521_004549_000000502089_00346_42985_0774.N1	21-MAY-2010 00:45:49	Twilight	50.000	75	26Eps Sco	2.2910	4250.0	100	42985	No
11	GOM_NL__2PRFIN20100521_004845_000000572089_00346_42985_0775.N1	21-MAY-2010 00:48:45	Twilight	57.000	16	21Alp Sco	1.0200	3000.0	114	42985	No
12	GOM_NL__2PRFIN20100521_005113_000000422089_00346_42985_0776.N1	21-MAY-2010 00:51:13	Bright	42.000	97	8Bet1Sco	2.5610	30000.	84	42985	No
13	GOM_NL__2PRFIN20100521_005446_000000392089_00346_42985_0777.N1	21-MAY-2010 00:54:46	Bright	38.500	104	27Bet Lib	2.6140	13100.	77	42985	No
14	GOM_NL__2PRFIN20100521_010528_000000362089_00346_42985_0778.N1	21-MAY-2010 01:05:28	Bright	36.000	83		2.3780	11000.	72	42985	No
15	GOM_NL__2PRFIN20100521_010837_000000362089_00346_42985_0779.N1	21-MAY-2010 01:08:37	Bright	36.000	180	27Gam Boo	3.0400	8000.0	72	42985	No
16	GOM_NL__2PRFIN20100521_011656_000000442089_00346_42985_0780.N1	21-MAY-2010 01:16:56	Bright	43.500	119	14Eta Dra	2.7270	4700.0	87	42985	No
17	GOM_NL__2PRFIN20100521_011850_000000382089_00346_42985_0781.N1	21-MAY-2010 01:18:50	Bright	38.000	60	7Bet UMi	2.0810	3950.0	76	42985	No
18	GOM_NL__2PRFIN20100521_013132_000000532089_00346_42985_0782.N1	21-MAY-2010 01:31:32	Bright	53.000	76	27Gam Cas	2.3000	30000.	106	42985	No
19	GOM_NL__2PRFIN20100521_013245_000000382089_00346_42985_0783.N1	21-MAY-2010 01:32:45	Bright	38.000	68	18Alp Cas	2.2250	4500.0	76	42985	No
20	GOM_NL__2PRFIN20100521_014121_000000472089_00346_42985_0784.N1	21-MAY-2010 01:41:21	Twilight	46.500	58	21Alp And	2.0730	11000.	93	42985	No
21	GOM_NL__2PRFIN20100521_014540_000000452089_00346_42985_0785.N1	21-MAY-2010 01:45:40	Dark	45.000	140	88Gam Peg	2.8340	26000.	90	42985	No
22	GOM_NL__2PRFIN20100521_020135_000000522089_00346_42985_0786.N1	21-MAY-2010 02:01:35	Dark	51.500	18	24Alp PsA	1.1660	9700.0	103	42985	No
23	GOM_NL__2PRFIN20100521_020543_000000582089_00346_42985_0787.N1	21-MAY-2010 02:05:43	Dark	58.000	63	Bet Gru	2.1500	2800.0	116	42985	No
24	GOM_NL__2PRFIN20100521_020719_000000442089_00347_42986_0797.N1	21-MAY-2010 02:07:19	Dark	44.000	31	Alp Gru	1.7340	15200.	88	42986	No
25	GOM_NL__2PRFIN20100521_021247_000000422089_00347_42986_0798.N1	21-MAY-2010 02:12:47	Dark	42.000	45	Alp Pav	1.9400	26000.	84	42986	No
26	GOM_NL__2PRFIN20100521_021943_000000452089_00347_42986_0799.N1	21-MAY-2010 02:19:43	Straylight	44.500	141	Bet Ara	2.8400	4600.0	89	42986	No
27	GOM_NL__2PRFIN20100521_022226_000000472089_00347_42986_0800.N1	21-MAY-2010 02:22:26	Straylight	47.000	40	The Sco	1.8590	7100.0	94	42986	No
28	GOM_NL__2PRFIN20100521_022417_000000502089_00347_42986_0801.N1	21-MAY-2010 02:24:17	Straylight	50.000	25	35Lam Sco	1.6200	28000.	100	42986	No
29	GOM_NL__2PRFIN20100521_022625_000000502089_00347_42986_0802.N1	21-MAY-2010 02:26:25	Twilight	49.500	75	26Eps Sco	2.2910	4250.0	99	42986	No
30	GOM_NL__2PRFIN20100521_022921_000000542089_00347_42986_0803.N1	21-MAY-2010 02:29:21	Twilight	53.500	16	21Alp Sco	1.0200	3000.0	107	42986	No
31	GOM_NL__2PRFIN20100521_023149_000000472089_00347_42986_0804.N1	21-MAY-2010 02:31:49	Bright	46.500	97	8Bet1Sco	2.5610	30000.	93	42986	No
32	GOM_NL__2PRFIN20100521_023522_000000392089_00347_42986_0805.N1	21-MAY-2010 02:35:22	Bright	38.500	104	27Bet Lib	2.6140	13100.	77	42986	No
33	GOM_NL__2PRFIN20100521_024022_000000422089_00347_42986_0806.N1	21-MAY-2010 02:40:22	Bright	42.000	102	24Alp Ser	2.6000	4250.0	84	42986	No
34	GOM_NL__2PRFIN20100521_024604_000000382089_00347_42986_0807.N1	21-MAY-2010 02:46:04	Bright	38.000	83		2.3780	11000.	76	42986	No
35	GOM_NL__2PRFIN20100521_024913_000000372089_00347_42986_0808.N1	21-MAY-2010 02:49:13	Bright	37.000	180	27Gam Boo	3.0400	8000.0	74	42986	No
36	GOM_NL__2PRFIN20100521_025731_000000412089_00347_42986_0809.N1	21-MAY-2010 02:57:31	Bright	41.000	119	14Eta Dra	2.7270	4700.0	82	42986	No
37	GOM_NL__2PRFIN20100521_025926_000000362089_00347_42986_0810.N1	21-MAY-2010 02:59:26	Bright	35.500	60	7Bet UMi	2.0810	3950.0	71	42986	No
38	GOM_NL__2PRFIN20100521_031208_000000492089_00347_42986_0811.N1	21-MAY-2010 03:12:08	Bright	48.500	76	27Gam Cas	2.3000	30000.	97	42986	No
39	GOM_NL__2PRFIN20100521_031321_000000382089_00347_42986_0812.N1	21-MAY-2010 03:13:21	Bright	37.500	68	18Alp Cas	2.2250	4500.0	75	42986	No
40	GOM_NL__2PRFIN20100521_032156_000000482089_00347_42986_0813.N1	21-MAY-2010 03:21:56	Twilight	48.000	58	21Alp And	2.0730	11000.	96	42986	No
41	GOM_NL__2PRFIN20100521_032617_000000452089_00347_42986_0814.N1	21-MAY-2010 03:26:17	Dark	44.500	140	88Gam Peg	2.8340	26000.	89	42986	No
42	GOM_NL__2PRFIN20100521_034212_000000562089_00347_42986_0815.N1	21-MAY-2010 03:42:12	Dark	55.500	18	24Alp PsA	1.1660	9700.0	111	42986	No

43	GOM_NL__2PRFIN20100521_034619_00000522089_00347_42986_0816.N1	21-MAY-2010 03:46:19	Dark	51.500	63	Bet Gru	2.1500	2800.0	103	42986	No
44	GOM_NL__2PRFIN20100521_034756_00000432089_00348_42987_0805.N1	21-MAY-2010 03:47:56	Dark	43.000	31	Alp Gru	1.7340	15200.	86	42987	No
45	GOM_NL__2PRFIN20100521_035324_00000432089_00348_42987_0806.N1	21-MAY-2010 03:53:24	Dark	42.500	45	Alp Pav	1.9400	26000.	85	42987	No
46	GOM_NL__2PRFIN20100521_040020_00000522089_00348_42987_0807.N1	21-MAY-2010 04:00:20	Straylight	51.500	141	Bet Ara	2.8400	4600.0	103	42987	No
47	GOM_NL__2PRFIN20100521_040302_00000492089_00348_42987_0808.N1	21-MAY-2010 04:03:02	Straylight	48.500	40	The Sco	1.8590	7100.0	97	42987	No
48	GOM_NL__2PRFIN20100521_040453_00000522089_00348_42987_0809.N1	21-MAY-2010 04:04:53	Straylight	52.000	25	35Lam Sco	1.6200	28000.	104	42987	No
49	GOM_NL__2PRFIN20100521_040702_00000512089_00348_42987_0810.N1	21-MAY-2010 04:07:02	Tw_i_and_stray	50.500	75	26Eps Sco	2.2910	4250.0	101	42987	No
50	GOM_NL__2PRFIN20100521_040958_00000622089_00348_42987_0811.N1	21-MAY-2010 04:09:58	Tw_i_and_stray	62.000	16	21Alp Sco	1.0200	3000.0	124	42987	No
51	GOM_NL__2PRFIN20100521_041226_00000472089_00348_42987_0812.N1	21-MAY-2010 04:12:26	Bright	47.000	97	8Bet1Sco	2.5610	30000.	94	42987	No
52	GOM_NL__2PRFIN20100521_041558_00000402089_00348_42987_0813.N1	21-MAY-2010 04:15:58	Bright	40.000	104	27Bet Lib	2.6140	13100.	80	42987	No
53	GOM_NL__2PRFIN20100521_042057_00000422089_00348_42987_0814.N1	21-MAY-2010 04:20:57	Bright	42.000	102	24Alp Ser	2.6000	4250.0	84	42987	No
54	GOM_NL__2PRFIN20100521_042639_00000372089_00348_42987_0815.N1	21-MAY-2010 04:26:39	Bright	37.000	83		2.3780	11000.	74	42987	No
55	GOM_NL__2PRFIN20100521_042949_00000362089_00348_42987_0816.N1	21-MAY-2010 04:29:49	Bright	36.000	180	27Gam Boo	3.0400	8000.0	72	42987	No
56	GOM_NL__2PRFIN20100521_043807_00000422089_00348_42987_0817.N1	21-MAY-2010 04:38:07	Bright	41.500	119	14Eta Dra	2.7270	4700.0	83	42987	No
57	GOM_NL__2PRFIN20100521_044002_00000352089_00348_42987_0818.N1	21-MAY-2010 04:40:02	Bright	34.500	60	7Bet UMi	2.0810	3950.0	69	42987	No
58	GOM_NL__2PRFIN20100521_045244_00000512089_00348_42987_0819.N1	21-MAY-2010 04:52:44	Bright	50.500	76	27Gam Cas	2.3000	30000.	101	42987	No
59	GOM_NL__2PRFIN20100521_045357_00000392089_00348_42987_0820.N1	21-MAY-2010 04:53:57	Bright	38.500	68	18Alp Cas	2.2250	4500.0	77	42987	No
60	GOM_NL__2PRFIN20100521_050233_00000472089_00348_42987_0821.N1	21-MAY-2010 05:02:33	Tw_i_and_stray	47.000	58	21Alp And	2.0730	11000.	94	42987	No
61	GOM_NL__2PRFIN20100521_050653_00000462089_00348_42987_0822.N1	21-MAY-2010 05:06:53	Dark	46.000	140	88Gam Peg	2.8340	26000.	92	42987	No
62	GOM_NL__2PRFIN20100521_052249_00000512089_00348_42987_0823.N1	21-MAY-2010 05:22:49	Dark	50.500	18	24Alp PsA	1.1660	9700.0	101	42987	No
63	GOM_NL__2PRFIN20100521_052656_00000572089_00348_42987_0824.N1	21-MAY-2010 05:26:56	Dark	56.500	63	Bet Gru	2.1500	2800.0	113	42987	No
64	GOM_NL__2PRFIN20100521_052833_00000442089_00349_42988_0813.N1	21-MAY-2010 05:28:33	Dark	43.500	31	Alp Gru	1.7340	15200.	87	42988	No
65	GOM_NL__2PRFIN20100521_053400_00000402089_00349_42988_0814.N1	21-MAY-2010 05:34:00	Dark	40.000	45	Alp Pav	1.9400	26000.	80	42988	No
66	GOM_NL__2PRFIN20100521_054056_00000512089_00349_42988_0815.N1	21-MAY-2010 05:40:56	Straylight	51.000	141	Bet Ara	2.8400	4600.0	102	42988	No
67	GOM_NL__2PRFIN20100521_054339_00000522089_00349_42988_0816.N1	21-MAY-2010 05:43:39	Straylight	52.000	40	The Sco	1.8590	7100.0	104	42988	No
68	GOM_NL__2PRFIN20100521_054530_00000512089_00349_42988_0817.N1	21-MAY-2010 05:45:30	Straylight	51.000	25	35Lam Sco	1.6200	28000.	102	42988	No
69	GOM_NL__2PRFIN20100521_054738_00000492089_00349_42988_0818.N1	21-MAY-2010 05:47:38	Tw_i_and_stray	49.000	75	26Eps Sco	2.2910	4250.0	98	42988	No
70	GOM_NL__2PRFIN20100521_055034_00000532089_00349_42988_0819.N1	21-MAY-2010 05:50:34	Tw_i_and_stray	52.500	16	21Alp Sco	1.0200	3000.0	105	42988	No
71	GOM_NL__2PRFIN20100521_055302_00000452089_00349_42988_0820.N1	21-MAY-2010 05:53:02	Bright	45.000	97	8Bet1Sco	2.5610	30000.	90	42988	No
72	GOM_NL__2PRFIN20100521_055634_00000382089_00349_42988_0821.N1	21-MAY-2010 05:56:34	Bright	38.000	104	27Bet Lib	2.6140	13100.	76	42988	No
73	GOM_NL__2PRFIN20100521_060133_00000422089_00349_42988_0822.N1	21-MAY-2010 06:01:33	Bright	41.500	102	24Alp Ser	2.6000	4250.0	83	42988	No
74	GOM_NL__2PRFIN20100521_060715_00000362089_00349_42988_0823.N1	21-MAY-2010 06:07:15	Bright	36.000	83		2.3780	11000.	72	42988	No
75	GOM_NL__2PRFIN20100521_061025_00000362089_00349_42988_0824.N1	21-MAY-2010 06:10:25	Bright	36.000	180	27Gam Boo	3.0400	8000.0	72	42988	No
76	GOM_NL__2PRFIN20100521_061843_00000422089_00349_42988_0825.N1	21-MAY-2010 06:18:43	Bright	42.000	119	14Eta Dra	2.7270	4700.0	84	42988	No
77	GOM_NL__2PRFIN20100521_062038_00000342089_00349_42988_0826.N1	21-MAY-2010 06:20:38	Bright	34.000	60	7Bet UMi	2.0810	3950.0	68	42988	No
78	GOM_NL__2PRFIN20100521_063320_00000532089_00349_42988_0827.N1	21-MAY-2010 06:33:20	Bright	53.000	76	27Gam Cas	2.3000	30000.	106	42988	No
79	GOM_NL__2PRFIN20100521_063433_00000522089_00349_42988_0828.N1	21-MAY-2010 06:34:33	Bright	52.000	68	18Alp Cas	2.2250	4500.0	104	42988	No
80	GOM_NL__2PRFIN20100521_064309_00000482089_00349_42988_0829.N1	21-MAY-2010 06:43:09	Tw_i_and_stray	48.000	58	21Alp And	2.0730	11000.	96	42988	No
81	GOM_NL__2PRFIN20100521_064730_00000452089_00349_42988_0830.N1	21-MAY-2010 06:47:30	Dark	44.500	140	88Gam Peg	2.8340	26000.	89	42988	No
82	GOM_NL__2PRFIN20100521_070326_00000512089_00349_42988_0831.N1	21-MAY-2010 07:03:26	Dark	50.500	18	24Alp PsA	1.1660	9700.0	101	42988	No
83	GOM_NL__2PRFIN20100521_070733_00000502089_00349_42988_0832.N1	21-MAY-2010 07:07:33	Dark	50.000	63	Bet Gru	2.1500	2800.0	100	42988	No
84	GOM_NL__2PRFIN20100521_070910_00000472089_00350_42989_0821.N1	21-MAY-2010 07:09:10	Dark	46.500	31	Alp Gru	1.7340	15200.	93	42989	No
85	GOM_NL__2PRFIN20100521_071437_00000432089_00350_42989_0822.N1	21-MAY-2010 07:14:37	Dark	42.500	45	Alp Pav	1.9400	26000.	85	42989	No
86	GOM_NL__2PRFIN20100521_072132_00000512089_00350_42989_0823.N1	21-MAY-2010 07:21:32	Straylight	51.000	141	Bet Ara	2.8400	4600.0	102	42989	No
87	GOM_NL__2PRFIN20100521_072416_00000482089_00350_42989_0824.N1	21-MAY-2010 07:24:16	Straylight	48.000	40	The Sco	1.8590	7100.0	96	42989	No
88	GOM_NL__2PRFIN20100521_072606_00000532089_00350_42989_0825.N1	21-MAY-2010 07:26:06	Straylight	53.000	25	35Lam Sco	1.6200	28000.	106	42989	No
89	GOM_NL__2PRFIN20100521_072815_00000522089_00350_42989_0826.N1	21-MAY-2010 07:28:15	Tw_i_and_stray	51.500	75	26Eps Sco	2.2910	4250.0	103	42989	No
90	GOM_NL__2PRFIN20100521_073110_00000592089_00350_42989_0827.N1	21-MAY-2010 07:31:10	Tw_i_and_stray	58.500	16	21Alp Sco	1.0200	3000.0	117	42989	No
91	GOM_NL__2PRFIN20100521_073338_00000432089_00350_42989_0828.N1	21-MAY-2010 07:33:38	Bright	43.000	97	8Bet1Sco	2.5610	30000.	86	42989	No
92	GOM_NL__2PRFIN20100521_073710_00000382089_00350_42989_0829.N1	21-MAY-2010 07:37:10	Bright	38.000	104	27Bet Lib	2.6140	13100.	76	42989	No
93	GOM_NL__2PRFIN20100521_074209_00000432089_00350_42989_0830.N1	21-MAY-2010 07:42:09	Bright	42.500	102	24Alp Ser	2.6000	4250.0	85	42989	No
94	GOM_NL__2PRFIN20100521_074751_00000412089_00350_42989_0831.N1	21-MAY-2010 07:47:51	Bright	41.000	83		2.3780	11000.	82	42989	No
95	GOM_NL__2PRFIN20100521_075100_00000362089_00350_42989_0832.N1	21-MAY-2010 07:51:00	Bright	35.500	180	27Gam Boo	3.0400	8000.0	71	42989	No
96	GOM_NL__2PRFIN20100521_075918_00000392089_00350_42989_0833.N1	21-MAY-2010 07:59:18	Bright	39.000	119	14Eta Dra	2.7270	4700.0	78	42989	No
97	GOM_NL__2PRFIN20100521_080114_00000382089_00350_42989_0834.N1	21-MAY-2010 08:01:14	Bright	37.500	60	7Bet UMi	2.0810	3950.0	75	42989	No
98	GOM_NL__2PRFIN20100521_081356_00000532089_00350_42989_0835.N1	21-MAY-2010 08:13:56	Bright	53.000	76	27Gam Cas	2.3000	30000.	106	42989	No
99	GOM_NL__2PRFIN20100521_081509_00000372089_00350_42989_0836.N1	21-MAY-2010 08:15:09	Bright	36.500	68	18Alp Cas	2.2250	4500.0	73	42989	No
100	GOM_NL__2PRFIN20100521_082345_00000482089_00350_42989_0837.N1	21-MAY-2010 08:23:45	Tw_i_and_stray	47.500	58	21Alp And	2.0730	11000.	95	42989	No
101	GOM_NL__2PRFIN20100521_082806_00000442089_00350_42989_0838.N1	21-MAY-2010 08:28:06	Dark	43.500	140	88Gam Peg	2.8340	26000.	87	42989	No

102	GOM_NL__2PRFIN20100521_084403_000000532089_00350_42989_0839.N1	21-MAY-2010 08:44:03	Dark	53.000	18	24Alp PsA	1.1660	9700.0	106	42989	No
103	GOM_NL__2PRFIN20100521_084809_000000592089_00350_42989_0840.N1	21-MAY-2010 08:48:09	Dark	59.000	63	Bet Gru	2.1500	2800.0	118	42989	No
104	GOM_NL__2PRFIN20100521_084946_000000432089_00351_42990_0829.N1	21-MAY-2010 08:49:46	Dark	43.000	31	Alp Gru	1.7340	15200.	86	42990	No
105	GOM_NL__2PRFIN20100521_085514_000000412089_00351_42990_0830.N1	21-MAY-2010 08:55:14	Dark	40.500	45	Alp Pav	1.9400	26000.	81	42990	No
106	GOM_NL__2PRFIN20100521_090209_000000492089_00351_42990_0831.N1	21-MAY-2010 09:02:09	Straylight	48.500	141	Bet Ara	2.8400	4600.0	97	42990	No
107	GOM_NL__2PRFIN20100521_090452_000000472089_00351_42990_0832.N1	21-MAY-2010 09:04:52	Straylight	47.000	40	The Sco	1.8590	7100.0	94	42990	No
108	GOM_NL__2PRFIN20100521_090643_000000512089_00351_42990_0833.N1	21-MAY-2010 09:06:43	Straylight	50.500	25	35Lam Sco	1.6200	28000.	101	42990	No
109	GOM_NL__2PRFIN20100521_090851_000000502089_00351_42990_0834.N1	21-MAY-2010 09:08:51	Tw_i_and_stray	49.500	75	26Eps Sco	2.2910	4250.0	99	42990	No
110	GOM_NL__2PRFIN20100521_091147_000000562089_00351_42990_0835.N1	21-MAY-2010 09:11:47	Tw_i_and_stray	56.000	16	21Alp Sco	1.0200	3000.0	112	42990	No
111	GOM_NL__2PRFIN20100521_091414_000000412089_00351_42990_0836.N1	21-MAY-2010 09:14:14	Bright	41.000	97	8Bet1Sco	2.5610	30000.	82	42990	No
112	GOM_NL__2PRFIN20100521_091746_000000392089_00351_42990_0837.N1	21-MAY-2010 09:17:46	Bright	38.500	104	27Bet Lib	2.6140	13100.	77	42990	No
113	GOM_NL__2PRFIN20100521_091939_000000262089_00351_42990_0838.N1	21-MAY-2010 09:19:39	Tw_i_and_stray	26.000	120	1Del Oph	2.7340	3200.0	52	42990	No
114	GOM_NL__2PRFIN20100521_092245_000000412089_00351_42990_0839.N1	21-MAY-2010 09:22:45	Bright	41.000	102	24Alp Ser	2.6000	4250.0	82	42990	No
115	GOM_NL__2PRFIN20100521_092827_000000392089_00351_42990_0840.N1	21-MAY-2010 09:28:27	Bright	38.500	83		2.3780	11000.	77	42990	No
116	GOM_NL__2PRFIN20100521_093136_000000382089_00351_42990_0841.N1	21-MAY-2010 09:31:36	Bright	38.000	180	27Gam Boo	3.0400	8000.0	76	42990	No
117	GOM_NL__2PRFIN20100521_093954_000000402089_00351_42990_0842.N1	21-MAY-2010 09:39:54	Bright	39.500	119	14Eta Dra	2.7270	4700.0	79	42990	No
118	GOM_NL__2PRFIN20100521_094150_000000342089_00351_42990_0843.N1	21-MAY-2010 09:41:50	Bright	34.000	60	7Bet UMi	2.0810	3950.0	68	42990	No
119	GOM_NL__2PRFIN20100521_095432_000000392089_00351_42990_0844.N1	21-MAY-2010 09:54:32	Bright	39.000	76	27Gam Cas	2.3000	30000.	78	42990	No
120	GOM_NL__2PRFIN20100521_095544_000000542089_00351_42990_0845.N1	21-MAY-2010 09:55:44	Bright	54.000	68	18Alp Cas	2.2250	4500.0	108	42990	No
121	GOM_NL__2PRFIN20100521_100421_000000472089_00351_42990_0846.N1	21-MAY-2010 10:04:21	Tw_i_and_stray	46.500	58	21Alp And	2.0730	11000.	93	42990	No
122	GOM_NL__2PRFIN20100521_100842_000000462089_00351_42990_0847.N1	21-MAY-2010 10:08:42	Dark	45.500	140	88Gam Peg	2.8340	26000.	91	42990	No
123	GOM_NL__2PRFIN20100521_102440_000000502089_00351_42990_0848.N1	21-MAY-2010 10:24:40	Dark	50.000	18	24Alp PsA	1.1660	9700.0	100	42990	No
124	GOM_NL__2PRFIN20100521_102846_000000452089_00351_42990_0849.N1	21-MAY-2010 10:28:46	Dark	45.000	63	Bet Gru	2.1500	2800.0	90	42990	No
125	GOM_NL__2PRFIN20100521_103023_000000452089_00352_42991_0837.N1	21-MAY-2010 10:30:23	Dark	44.500	31	Alp Gru	1.7340	15200.	89	42991	No
126	GOM_NL__2PRFIN20100521_103550_000000452089_00352_42991_0838.N1	21-MAY-2010 10:35:50	Dark	45.000	45	Alp Pav	1.9400	26000.	90	42991	No
127	GOM_NL__2PRFIN20100521_104245_000000422089_00352_42991_0839.N1	21-MAY-2010 10:42:45	Straylight	41.500	141	Bet Ara	2.8400	4600.0	83	42991	No
128	GOM_NL__2PRFIN20100521_104528_000000522089_00352_42991_0840.N1	21-MAY-2010 10:45:28	Straylight	51.500	40	The Sco	1.8590	7100.0	103	42991	No
129	GOM_NL__2PRFIN20100521_104719_000000522089_00352_42991_0841.N1	21-MAY-2010 10:47:19	Straylight	51.500	25	35Lam Sco	1.6200	28000.	103	42991	No
130	GOM_NL__2PRFIN20100521_104927_000000502089_00352_42991_0842.N1	21-MAY-2010 10:49:27	Tw_i_and_stray	49.500	75	26Eps Sco	2.2910	4250.0	99	42991	No
131	GOM_NL__2PRFIN20100521_105223_000000542089_00352_42991_0843.N1	21-MAY-2010 10:52:23	Tw_i_and_stray	54.000	16	21Alp Sco	1.0200	3000.0	108	42991	No
132	GOM_NL__2PRFIN20100521_105450_000000422089_00352_42991_0844.N1	21-MAY-2010 10:54:50	Bright	42.000	97	8Bet1Sco	2.5610	30000.	84	42991	No
133	GOM_NL__2PRFIN20100521_105822_000000412089_00352_42991_0845.N1	21-MAY-2010 10:58:22	Bright	40.500	104	27Bet Lib	2.6140	13100.	81	42991	No
134	GOM_NL__2PRFIN20100521_110014_000000262089_00352_42991_0846.N1	21-MAY-2010 11:00:14	Tw_i_and_stray	26.000	120	1Del Oph	2.7340	3200.0	52	42991	No
135	GOM_NL__2PRFIN20100521_110320_000000412089_00352_42991_0847.N1	21-MAY-2010 11:03:20	Bright	41.000	102	24Alp Ser	2.6000	4250.0	82	42991	No
136	GOM_NL__2PRFIN20100521_110903_000000372089_00352_42991_0848.N1	21-MAY-2010 11:09:03	Bright	37.000	83		2.3780	11000.	74	42991	No
137	GOM_NL__2PRFIN20100521_111212_000000352089_00352_42991_0849.N1	21-MAY-2010 11:12:12	Bright	35.000	180	27Gam Boo	3.0400	8000.0	70	42991	No
138	GOM_NL__2PRFIN20100521_112029_000000412089_00352_42991_0850.N1	21-MAY-2010 11:20:29	Bright	41.000	119	14Eta Dra	2.7270	4700.0	82	42991	No
139	GOM_NL__2PRFIN20100521_112225_000000392089_00352_42991_0851.N1	21-MAY-2010 11:22:25	Bright	39.000	60	7Bet UMi	2.0810	3950.0	78	42991	No
140	GOM_NL__2PRFIN20100521_113508_000000362089_00352_42991_0852.N1	21-MAY-2010 11:35:08	Bright	35.500	76	27Gam Cas	2.3000	30000.	71	42991	No
141	GOM_NL__2PRFIN20100521_113620_000000362089_00352_42991_0853.N1	21-MAY-2010 11:36:20	Bright	35.500	68	18Alp Cas	2.2250	4500.0	71	42991	No
142	GOM_NL__2PRFIN20100521_114457_000000472089_00352_42991_0854.N1	21-MAY-2010 11:44:57	Tw_i_and_stray	46.500	58	21Alp And	2.0730	11000.	93	42991	No
143	GOM_NL__2PRFIN20100521_114918_000000452089_00352_42991_0855.N1	21-MAY-2010 11:49:18	Dark	45.000	140	88Gam Peg	2.8340	26000.	90	42991	No
144	GOM_NL__2PRFIN20100521_120516_000000542089_00352_42991_0856.N1	21-MAY-2010 12:05:16	Dark	54.000	18	24Alp PsA	1.1660	9700.0	108	42991	No
145	GOM_NL__2PRFIN20100521_120923_000000452089_00352_42991_0857.N1	21-MAY-2010 12:09:23	Dark	45.000	63	Bet Gru	2.1500	2800.0	90	42991	No
146	GOM_NL__2PRFIN20100521_121100_000000452089_00353_42992_0845.N1	21-MAY-2010 12:11:00	Dark	44.500	31	Alp Gru	1.7340	15200.	89	42992	No
147	GOM_NL__2PRFIN20100521_121627_000000432089_00353_42992_0846.N1	21-MAY-2010 12:16:27	Dark	43.000	45	Alp Pav	1.9400	26000.	86	42992	No
148	GOM_NL__2PRFIN20100521_122321_000000442089_00353_42992_0847.N1	21-MAY-2010 12:23:21	Straylight	43.500	141	Bet Ara	2.8400	4600.0	87	42992	No
149	GOM_NL__2PRFIN20100521_122605_000000472089_00353_42992_0848.N1	21-MAY-2010 12:26:05	Straylight	47.000	40	The Sco	1.8590	7100.0	94	42992	No
150	GOM_NL__2PRFIN20100521_122756_000000522089_00353_42992_0849.N1	21-MAY-2010 12:27:56	Straylight	51.500	25	35Lam Sco	1.6200	28000.	103	42992	No
151	GOM_NL__2PRFIN20100521_123004_000000482089_00353_42992_0850.N1	21-MAY-2010 12:30:04	Tw_i_and_stray	48.000	75	26Eps Sco	2.2910	4250.0	96	42992	No
152	GOM_NL__2PRFIN20100521_123259_000000522089_00353_42992_0851.N1	21-MAY-2010 12:32:59	Tw_i_and_stray	51.500	16	21Alp Sco	1.0200	3000.0	103	42992	No
153	GOM_NL__2PRFIN20100521_123526_000000452089_00353_42992_0852.N1	21-MAY-2010 12:35:26	Bright	45.000	97	8Bet1Sco	2.5610	30000.	90	42992	No
154	GOM_NL__2PRFIN20100521_123858_000000382089_00353_42992_0853.N1	21-MAY-2010 12:38:58	Bright	37.500	104	27Bet Lib	2.6140	13100.	75	42992	No
155	GOM_NL__2PRFIN20100521_124050_000000342089_00353_42992_0854.N1	21-MAY-2010 12:40:50	Bright	34.000	120	1Del Oph	2.7340	3200.0	68	42992	No
156	GOM_NL__2PRFIN20100521_124356_000000412089_00353_42992_0855.N1	21-MAY-2010 12:43:56	Bright	41.000	102	24Alp Ser	2.6000	4250.0	82	42992	No
157	GOM_NL__2PRFIN20100521_124939_000000362089_00353_42992_0856.N1	21-MAY-2010 12:49:39	Bright	35.500	83		2.3780	11000.	71	42992	No
158	GOM_NL__2PRFIN20100521_125248_000000362089_00353_42992_0857.N1	21-MAY-2010 12:52:48	Bright	36.000	180	27Gam Boo	3.0400	8000.0	72	42992	No
159	GOM_NL__2PRFIN20100521_130301_000000382089_00353_42992_0858.N1	21-MAY-2010 13:03:01	Bright	38.000	60	7Bet UMi	2.0810	3950.0	76	42992	No
160	GOM_NL__2PRFIN20100521_131544_000000532089_00353_42992_0859.N1	21-MAY-2010 13:15:44	Bright	53.000	76	27Gam Cas	2.3000	30000.	106	42992	No

161	GOM_NL__2PRFIN20100521_131656_000000362089_00353_42992_0860.N1	21-MAY-2010 13:16:56	Bright	35.500	68	18Alp Cas	2.2250	4500.0	71	42992	No
162	GOM_NL__2PRFIN20100521_132534_000000462089_00353_42992_0861.N1	21-MAY-2010 13:25:34	Twilight	46.000	58	21Alp And	2.0730	11000.	92	42992	No
163	GOM_NL__2PRFIN20100521_132954_000000462089_00353_42992_0862.N1	21-MAY-2010 13:29:54	Dark	46.000	140	88Gam Peg	2.8340	26000.	92	42992	No
164	GOM_NL__2PRFIN20100521_134553_000000522089_00353_42992_0863.N1	21-MAY-2010 13:45:53	Dark	52.000	18	24Alp PsA	1.1660	9700.0	104	42992	No
165	GOM_NL__2PRFIN20100521_134959_000000522089_00353_42992_0864.N1	21-MAY-2010 13:49:59	Dark	52.000	63	Bet Gru	2.1500	2800.0	104	42992	No
166	GOM_NL__2PRFIN20100521_135136_000000442089_00354_42993_0853.N1	21-MAY-2010 13:51:36	Dark	44.000	31	Alp Gru	1.7340	15200.	88	42993	No
167	GOM_NL__2PRFIN20100521_135704_000000432089_00354_42993_0854.N1	21-MAY-2010 13:57:04	Dark	42.500	45	Alp Pav	1.9400	26000.	85	42993	No
168	GOM_NL__2PRFIN20100521_140358_000000412089_00354_42993_0855.N1	21-MAY-2010 14:03:58	Straylight	40.500	141	Bet Ara	2.8400	4600.0	81	42993	No
169	GOM_NL__2PRFIN20100521_140641_000000492089_00354_42993_0856.N1	21-MAY-2010 14:06:41	Straylight	49.000	40	The Sco	1.8590	7100.0	98	42993	No
170	GOM_NL__2PRFIN20100521_140832_000000492089_00354_42993_0857.N1	21-MAY-2010 14:08:32	Straylight	49.000	25	35Lam Sco	1.6200	28000.	98	42993	No
171	GOM_NL__2PRFIN20100521_141040_000000502089_00354_42993_0858.N1	21-MAY-2010 14:10:40	Twilight	49.500	75	26Eps Sco	2.2910	4250.0	99	42993	No
172	GOM_NL__2PRFIN20100521_141335_000000552089_00354_42993_0859.N1	21-MAY-2010 14:13:35	Twilight	55.000	16	21Alp Sco	1.0200	3000.0	110	42993	No
173	GOM_NL__2PRFIN20100521_141602_000000432089_00354_42993_0860.N1	21-MAY-2010 14:16:02	Bright	42.500	97	8Bet1Sco	2.5610	30000.	85	42993	No
174	GOM_NL__2PRFIN20100521_141934_000000382089_00354_42993_0861.N1	21-MAY-2010 14:19:34	Bright	37.500	104	27Bet Lib	2.6140	13100.	75	42993	No
175	GOM_NL__2PRFIN20100521_142126_000000342089_00354_42993_0862.N1	21-MAY-2010 14:21:26	Bright	34.000	120	1Del Oph	2.7340	3200.0	68	42993	No
176	GOM_NL__2PRFIN20100521_142432_000000412089_00354_42993_0863.N1	21-MAY-2010 14:24:32	Bright	40.500	102	24Alp Ser	2.6000	4250.0	81	42993	No
177	GOM_NL__2PRFIN20100521_143015_000000382089_00354_42993_0864.N1	21-MAY-2010 14:30:15	Bright	37.500	83		2.3780	11000.	75	42993	No
178	GOM_NL__2PRFIN20100521_143324_000000382089_00354_42993_0865.N1	21-MAY-2010 14:33:24	Bright	37.500	180	27Gam Boo	3.0400	8000.0	75	42993	No
179	GOM_NL__2PRFIN20100521_144140_000000422089_00354_42993_0866.N1	21-MAY-2010 14:41:40	Bright	42.000	119	14Eta Dra	2.7270	4700.0	84	42993	No
180	GOM_NL__2PRFIN20100521_144337_000000362089_00354_42993_0867.N1	21-MAY-2010 14:43:37	Bright	35.500	60	7Bet UMi	2.0810	3950.0	71	42993	No
181	GOM_NL__2PRFIN20100521_145620_000000372089_00354_42993_0868.N1	21-MAY-2010 14:56:20	Bright	36.500	76	27Gam Cas	2.3000	30000.	73	42993	No
182	GOM_NL__2PRFIN20100521_145733_000000402089_00354_42993_0869.N1	21-MAY-2010 14:57:33	Bright	39.500	68	18Alp Cas	2.2250	4500.0	79	42993	No
183	GOM_NL__2PRFIN20100521_150609_000000472089_00354_42993_0870.N1	21-MAY-2010 15:06:09	Twilight	47.000	58	21Alp And	2.0730	11000.	94	42993	No
184	GOM_NL__2PRFIN20100521_151031_000000462089_00354_42993_0871.N1	21-MAY-2010 15:10:31	Dark	46.000	140	88Gam Peg	2.8340	26000.	92	42993	No
185	GOM_NL__2PRFIN20100521_152630_000000592089_00354_42993_0872.N1	21-MAY-2010 15:26:30	Dark	58.500	18	24Alp PsA	1.1660	9700.0	117	42993	No
186	GOM_NL__2PRFIN20100521_153036_000000442089_00354_42993_0873.N1	21-MAY-2010 15:30:36	Dark	44.000	63	Bet Gru	2.1500	2800.0	88	42993	No
187	GOM_NL__2PRFIN20100521_153214_000000422089_00355_42994_0861.N1	21-MAY-2010 15:32:14	Dark	42.000	31	Alp Gru	1.7340	15200.	84	42994	No
188	GOM_NL__2PRFIN20100521_153740_000000412089_00355_42994_0862.N1	21-MAY-2010 15:37:40	Dark	41.000	45	Alp Pav	1.9400	26000.	82	42994	No
189	GOM_NL__2PRFIN20100521_154434_000000412089_00355_42994_0863.N1	21-MAY-2010 15:44:34	Straylight	41.000	141	Bet Ara	2.8400	4600.0	82	42994	No
190	GOM_NL__2PRFIN20100521_154718_000000512089_00355_42994_0864.N1	21-MAY-2010 15:47:18	Straylight	50.500	40	The Sco	1.8590	7100.0	101	42994	No
191	GOM_NL__2PRFIN20100521_154909_000000512089_00355_42994_0865.N1	21-MAY-2010 15:49:09	Straylight	51.000	25	35Lam Sco	1.6200	28000.	102	42994	No
192	GOM_NL__2PRFIN20100521_155116_000000492089_00355_42994_0866.N1	21-MAY-2010 15:51:16	Twilight	48.500	75	26Eps Sco	2.2910	4250.0	97	42994	No
193	GOM_NL__2PRFIN20100521_155411_000000572089_00355_42994_0867.N1	21-MAY-2010 15:54:11	Twilight	56.500	16	21Alp Sco	1.0200	3000.0	113	42994	No
194	GOM_NL__2PRFIN20100521_155638_000000442089_00355_42994_0868.N1	21-MAY-2010 15:56:38	Bright	43.500	97	8Bet1Sco	2.5610	30000.	87	42994	No
195	GOM_NL__2PRFIN20100521_160010_000000382089_00355_42994_0869.N1	21-MAY-2010 16:00:10	Bright	37.500	104	27Bet Lib	2.6140	13100.	75	42994	No
196	GOM_NL__2PRFIN20100521_160202_000000412089_00355_42994_0870.N1	21-MAY-2010 16:02:02	Bright	41.000	120	1Del Oph	2.7340	3200.0	82	42994	No
197	GOM_NL__2PRFIN20100521_160507_000000412089_00355_42994_0871.N1	21-MAY-2010 16:05:07	Bright	41.000	102	24Alp Ser	2.6000	4250.0	82	42994	No
198	GOM_NL__2PRFIN20100521_161050_000000362089_00355_42994_0872.N1	21-MAY-2010 16:10:50	Bright	36.000	83		2.3780	11000.	72	42994	No
199	GOM_NL__2PRFIN20100521_161400_000000372089_00355_42994_0873.N1	21-MAY-2010 16:14:00	Bright	37.000	180	27Gam Boo	3.0400	8000.0	74	42994	No
200	GOM_NL__2PRFIN20100521_162216_000000422089_00355_42994_0874.N1	21-MAY-2010 16:22:16	Bright	41.500	119	14Eta Dra	2.7270	4700.0	83	42994	No
201	GOM_NL__2PRFIN20100521_162413_000000382089_00355_42994_0875.N1	21-MAY-2010 16:24:13	Bright	38.000	60	7Bet UMi	2.0810	3950.0	76	42994	No
202	GOM_NL__2PRFIN20100521_163656_000000422089_00355_42994_0876.N1	21-MAY-2010 16:36:56	Bright	41.500	76	27Gam Cas	2.3000	30000.	83	42994	No
203	GOM_NL__2PRFIN20100521_163808_000000362089_00355_42994_0877.N1	21-MAY-2010 16:38:08	Bright	36.000	68	18Alp Cas	2.2250	4500.0	72	42994	No
204	GOM_NL__2PRFIN20100521_164646_000000442089_00355_42994_0878.N1	21-MAY-2010 16:46:46	Twilight	44.000	58	21Alp And	2.0730	11000.	88	42994	No
205	GOM_NL__2PRFIN20100521_165107_000000462089_00355_42994_0879.N1	21-MAY-2010 16:51:07	Dark	46.000	140	88Gam Peg	2.8340	26000.	92	42994	No
206	GOM_NL__2PRFIN20100521_170707_000000522089_00355_42994_0880.N1	21-MAY-2010 17:07:07	Dark	51.500	18	24Alp PsA	1.1660	9700.0	103	42994	No
207	GOM_NL__2PRFIN20100521_171113_000000592089_00355_42994_0881.N1	21-MAY-2010 17:11:13	Dark	59.000	63	Bet Gru	2.1500	2800.0	118	42994	No
208	GOM_NL__2PRFIN20100521_171250_000000442089_00356_42995_0869.N1	21-MAY-2010 17:12:50	Dark	44.000	31	Alp Gru	1.7340	15200.	88	42995	No
209	GOM_NL__2PRFIN20100521_171817_000000422089_00356_42995_0870.N1	21-MAY-2010 17:18:17	Dark	41.500	45	Alp Pav	1.9400	26000.	83	42995	No
210	GOM_NL__2PRFIN20100521_172511_000000472089_00356_42995_0871.N1	21-MAY-2010 17:25:11	Straylight	46.500	141	Bet Ara	2.8400	4600.0	93	42995	No
211	GOM_NL__2PRFIN20100521_172754_000000492089_00356_42995_0872.N1	21-MAY-2010 17:27:54	Straylight	49.000	40	The Sco	1.8590	7100.0	98	42995	No
212	GOM_NL__2PRFIN20100521_172946_000000522089_00356_42995_0873.N1	21-MAY-2010 17:29:46	Straylight	52.000	25	35Lam Sco	1.6200	28000.	104	42995	No
213	GOM_NL__2PRFIN20100521_173152_000000512089_00356_42995_0874.N1	21-MAY-2010 17:31:52	Twilight	51.000	75	26Eps Sco	2.2910	4250.0	102	42995	No
214	GOM_NL__2PRFIN20100521_173447_000000552089_00356_42995_0875.N1	21-MAY-2010 17:34:47	Twilight	55.000	16	21Alp Sco	1.0200	3000.0	110	42995	No
215	GOM_NL__2PRFIN20100521_173714_000000462089_00356_42995_0876.N1	21-MAY-2010 17:37:14	Bright	45.500	97	8Bet1Sco	2.5610	30000.	91	42995	No
216	GOM_NL__2PRFIN20100521_174046_000000392089_00356_42995_0877.N1	21-MAY-2010 17:40:46	Bright	39.000	104	27Bet Lib	2.6140	13100.	78	42995	No
217	GOM_NL__2PRFIN20100521_174238_000000412089_00356_42995_0878.N1	21-MAY-2010 17:42:38	Bright	41.000	120	1Del Oph	2.7340	3200.0	82	42995	No
218	GOM_NL__2PRFIN20100521_174543_000000412089_00356_42995_0879.N1	21-MAY-2010 17:45:43	Bright	41.000	102	24Alp Ser	2.6000	4250.0	82	42995	No
219	GOM_NL__2PRFIN20100521_175126_000000372089_00356_42995_0880.N1	21-MAY-2010 17:51:26	Bright	37.000	83		2.3780	11000.	74	42995	No

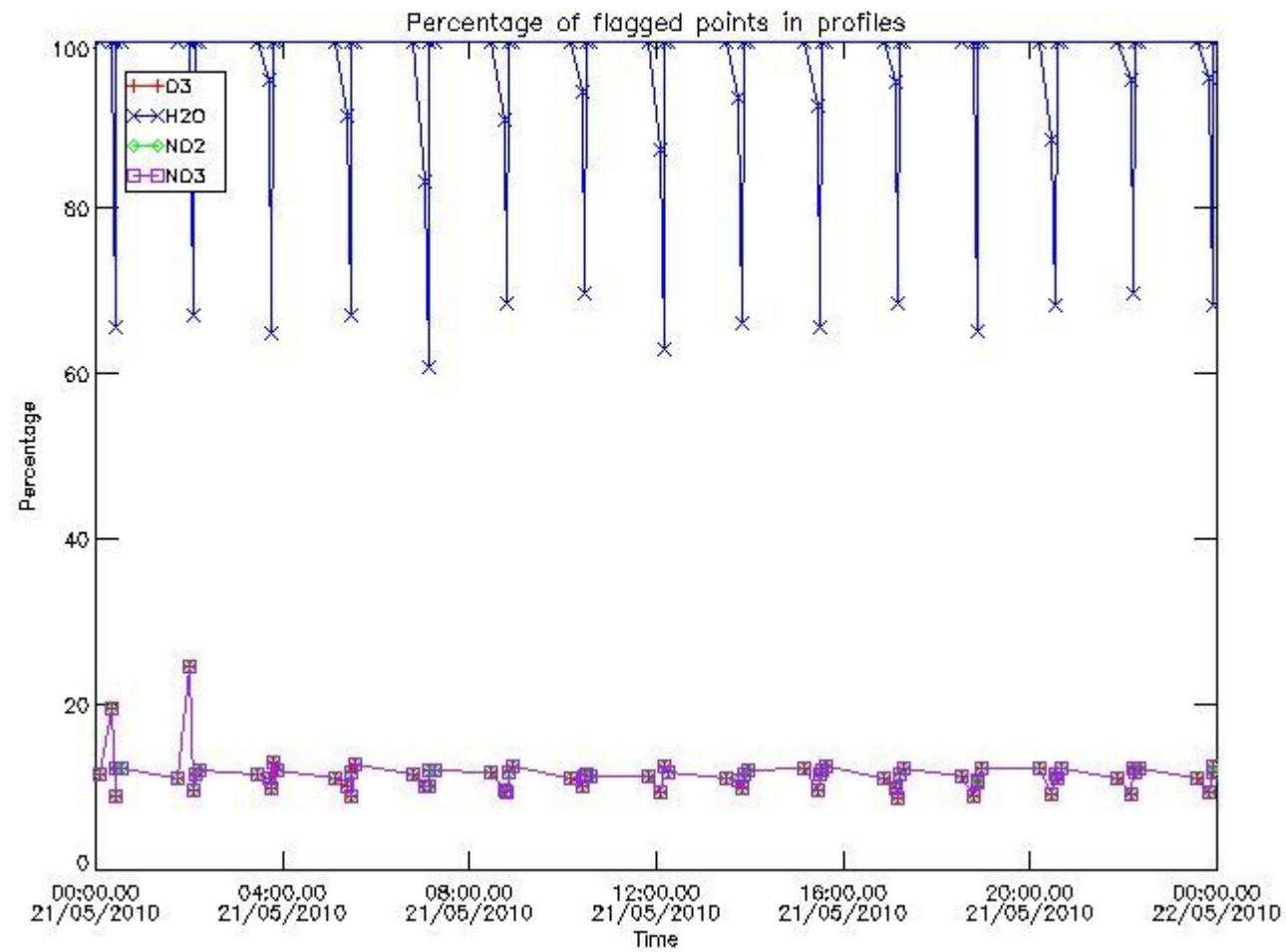
220	GOM_NL__2PRFIN20100521_175436_000000362089_00356_42995_0881.N1	21-MAY-2010 17:54:36	Bright	35.500	180	27Gam Boo	3.0400	8000.0	71	42995	No
221	GOM_NL__2PRFIN20100521_180251_000000592089_00356_42995_0882.N1	21-MAY-2010 18:02:51	Bright	59.000	119	14Eta Dra	2.7270	4700.0	118	42995	No
222	GOM_NL__2PRFIN20100521_180449_000000392089_00356_42995_0883.N1	21-MAY-2010 18:04:49	Bright	38.500	60	7Bet UMi	2.0810	3950.0	77	42995	No
223	GOM_NL__2PRFIN20100521_181732_000000352089_00356_42995_0884.N1	21-MAY-2010 18:17:32	Bright	34.500	76	27Gam Cas	2.3000	30000.	69	42995	No
224	GOM_NL__2PRFIN20100521_181844_000000372089_00356_42995_0885.N1	21-MAY-2010 18:18:44	Bright	36.500	68	18Alp Cas	2.2250	4500.0	73	42995	No
225	GOM_NL__2PRFIN20100521_182722_000000472089_00356_42995_0886.N1	21-MAY-2010 18:27:22	Tw_i_and_stray	46.500	58	21Alp And	2.0730	11000.	93	42995	No
226	GOM_NL__2PRFIN20100521_183143_000000452089_00356_42995_0887.N1	21-MAY-2010 18:31:43	Dark	45.000	140	88Gam Peg	2.8340	26000.	90	42995	No
227	GOM_NL__2PRFIN20100521_184744_000000572089_00356_42995_0888.N1	21-MAY-2010 18:47:44	Dark	57.000	18	24Alp PsA	1.1660	9700.0	114	42995	No
228	GOM_NL__2PRFIN20100521_185149_000000582089_00356_42995_0889.N1	21-MAY-2010 18:51:49	Dark	57.500	63	Bet Gru	2.1500	2800.0	115	42995	No
229	GOM_NL__2PRFIN20100521_185327_000000482089_00357_42996_0897.N1	21-MAY-2010 18:53:27	Dark	47.500	31	Alp Gru	1.7340	15200.	95	42996	No
230	GOM_NL__2PRFIN20100521_185853_000000422089_00357_42996_0898.N1	21-MAY-2010 18:58:53	Dark	41.500	45	Alp Pav	1.9400	26000.	83	42996	No
231	GOM_NL__2PRFIN20100521_190547_000000522089_00357_42996_0899.N1	21-MAY-2010 19:05:47	Straylight	52.000	141	Bet Ara	2.8400	4600.0	104	42996	No
232	GOM_NL__2PRFIN20100521_190831_000000452089_00357_42996_0900.N1	21-MAY-2010 19:08:31	Straylight	44.500	40	The Sco	1.8590	7100.0	89	42996	No
233	GOM_NL__2PRFIN20100521_191022_000000522089_00357_42996_0901.N1	21-MAY-2010 19:10:22	Straylight	51.500	25	35Lam Sco	1.6200	28000.	103	42996	No
234	GOM_NL__2PRFIN20100521_191229_000000522089_00357_42996_0902.N1	21-MAY-2010 19:12:29	Tw_i_and_stray	52.000	75	26Eps Sco	2.2910	4250.0	104	42996	No
235	GOM_NL__2PRFIN20100521_191524_000000532089_00357_42996_0903.N1	21-MAY-2010 19:15:24	Tw_i_and_stray	53.000	16	21Alp Sco	1.0200	3000.0	106	42996	No
236	GOM_NL__2PRFIN20100521_191750_000000422089_00357_42996_0904.N1	21-MAY-2010 19:17:50	Bright	42.000	97	8Bet1Sco	2.5610	30000.	84	42996	No
237	GOM_NL__2PRFIN20100521_192314_000000472089_00357_42996_0905.N1	21-MAY-2010 19:23:14	Bright	46.500	120	1Del Oph	2.7340	3200.0	93	42996	No
238	GOM_NL__2PRFIN20100521_192619_000000412089_00357_42996_0906.N1	21-MAY-2010 19:26:19	Bright	40.500	102	24Alp Ser	2.6000	4250.0	81	42996	No
239	GOM_NL__2PRFIN20100521_193202_000000392089_00357_42996_0907.N1	21-MAY-2010 19:32:02	Bright	38.500	83		2.3780	11000.	77	42996	No
240	GOM_NL__2PRFIN20100521_193512_000000372089_00357_42996_0908.N1	21-MAY-2010 19:35:12	Bright	36.500	180	27Gam Boo	3.0400	8000.0	73	42996	No
241	GOM_NL__2PRFIN20100521_194327_000000592089_00357_42996_0909.N1	21-MAY-2010 19:43:27	Bright	59.000	119	14Eta Dra	2.7270	4700.0	118	42996	No
242	GOM_NL__2PRFIN20100521_194525_000000402089_00357_42996_0910.N1	21-MAY-2010 19:45:25	Bright	39.500	60	7Bet UMi	2.0810	3950.0	79	42996	No
243	GOM_NL__2PRFIN20100521_195807_000000532089_00357_42996_0911.N1	21-MAY-2010 19:58:07	Bright	53.000	76	27Gam Cas	2.3000	30000.	106	42996	No
244	GOM_NL__2PRFIN20100521_195920_000000382089_00357_42996_0912.N1	21-MAY-2010 19:59:20	Bright	37.500	68	18Alp Cas	2.2250	4500.0	75	42996	No
245	GOM_NL__2PRFIN20100521_200758_000000482089_00357_42996_0913.N1	21-MAY-2010 20:07:58	Tw_i_and_stray	48.000	58	21Alp And	2.0730	11000.	96	42996	No
246	GOM_NL__2PRFIN20100521_201220_000000462089_00357_42996_0914.N1	21-MAY-2010 20:12:20	Dark	45.500	140	88Gam Peg	2.8340	26000.	91	42996	No
247	GOM_NL__2PRFIN20100521_202820_000000552089_00357_42996_0915.N1	21-MAY-2010 20:28:20	Dark	55.000	18	24Alp PsA	1.1660	9700.0	110	42996	No
248	GOM_NL__2PRFIN20100521_203226_000000452089_00357_42996_0916.N1	21-MAY-2010 20:32:26	Dark	44.500	63	Bet Gru	2.1500	2800.0	89	42996	No
249	GOM_NL__2PRFIN20100521_203404_000000462089_00358_42997_0905.N1	21-MAY-2010 20:34:04	Dark	46.000	31	Alp Gru	1.7340	15200.	92	42997	No
250	GOM_NL__2PRFIN20100521_203930_000000422089_00358_42997_0906.N1	21-MAY-2010 20:39:30	Dark	41.500	45	Alp Pav	1.9400	26000.	83	42997	No
251	GOM_NL__2PRFIN20100521_204624_000000452089_00358_42997_0907.N1	21-MAY-2010 20:46:24	Straylight	45.000	141	Bet Ara	2.8400	4600.0	90	42997	No
252	GOM_NL__2PRFIN20100521_204908_000000522089_00358_42997_0908.N1	21-MAY-2010 20:49:08	Straylight	52.000	40	The Sco	1.8590	7100.0	104	42997	No
253	GOM_NL__2PRFIN20100521_205059_000000502089_00358_42997_0909.N1	21-MAY-2010 20:50:59	Straylight	50.000	25	35Lam Sco	1.6200	28000.	100	42997	No
254	GOM_NL__2PRFIN20100521_205305_000000512089_00358_42997_0910.N1	21-MAY-2010 20:53:05	Tw_i_and_stray	50.500	75	26Eps Sco	2.2910	4250.0	101	42997	No
255	GOM_NL__2PRFIN20100521_205600_000000532089_00358_42997_0911.N1	21-MAY-2010 20:56:00	Tw_i_and_stray	52.500	16	21Alp Sco	1.0200	3000.0	105	42997	No
256	GOM_NL__2PRFIN20100521_205826_000000432089_00358_42997_0912.N1	21-MAY-2010 20:58:26	Bright	42.500	97	8Bet1Sco	2.5610	30000.	85	42997	No
257	GOM_NL__2PRFIN20100521_210158_000000392089_00358_42997_0913.N1	21-MAY-2010 21:01:58	Bright	38.500	104	27Bet Lib	2.6140	13100.	77	42997	No
258	GOM_NL__2PRFIN20100521_210349_000000452089_00358_42997_0914.N1	21-MAY-2010 21:03:49	Bright	45.000	120	1Del Oph	2.7340	3200.0	90	42997	No
259	GOM_NL__2PRFIN20100521_210655_000000412089_00358_42997_0915.N1	21-MAY-2010 21:06:55	Bright	40.500	102	24Alp Ser	2.6000	4250.0	81	42997	No
260	GOM_NL__2PRFIN20100521_211238_000000392089_00358_42997_0916.N1	21-MAY-2010 21:12:38	Bright	38.500	83		2.3780	11000.	77	42997	No
261	GOM_NL__2PRFIN20100521_211547_000000362089_00358_42997_0917.N1	21-MAY-2010 21:15:47	Bright	35.500	180	27Gam Boo	3.0400	8000.0	71	42997	No
262	GOM_NL__2PRFIN20100521_212402_000000412089_00358_42997_0918.N1	21-MAY-2010 21:24:02	Bright	41.000	119	14Eta Dra	2.7270	4700.0	82	42997	No
263	GOM_NL__2PRFIN20100521_212601_000000412089_00358_42997_0919.N1	21-MAY-2010 21:26:01	Bright	40.500	60	7Bet UMi	2.0810	3950.0	81	42997	No
264	GOM_NL__2PRFIN20100521_213843_000000382089_00358_42997_0920.N1	21-MAY-2010 21:38:43	Bright	37.500	76	27Gam Cas	2.3000	30000.	75	42997	No
265	GOM_NL__2PRFIN20100521_213956_000000412089_00358_42997_0921.N1	21-MAY-2010 21:39:56	Bright	40.500	68	18Alp Cas	2.2250	4500.0	81	42997	No
266	GOM_NL__2PRFIN20100521_214834_000000472089_00358_42997_0922.N1	21-MAY-2010 21:48:34	Tw_i_and_stray	46.500	58	21Alp And	2.0730	11000.	93	42997	No
267	GOM_NL__2PRFIN20100521_215256_000000462089_00358_42997_0923.N1	21-MAY-2010 21:52:56	Dark	45.500	140	88Gam Peg	2.8340	26000.	91	42997	No
268	GOM_NL__2PRFIN20100521_220858_000000562089_00358_42997_0924.N1	21-MAY-2010 22:08:58	Dark	56.000	18	24Alp PsA	1.1660	9700.0	112	42997	No
269	GOM_NL__2PRFIN20100521_221303_000000422089_00358_42997_0925.N1	21-MAY-2010 22:13:03	Dark	41.500	63	Bet Gru	2.1500	2800.0	83	42997	No
270	GOM_NL__2PRFIN20100521_221441_000000432089_00359_42998_0913.N1	21-MAY-2010 22:14:41	Dark	43.000	31	Alp Gru	1.7340	15200.	86	42998	No
271	GOM_NL__2PRFIN20100521_222007_000000462089_00359_42998_0914.N1	21-MAY-2010 22:20:07	Dark	45.500	45	Alp Pav	1.9400	26000.	91	42998	No
272	GOM_NL__2PRFIN20100521_222700_000000482089_00359_42998_0915.N1	21-MAY-2010 22:27:00	Straylight	47.500	141	Bet Ara	2.8400	4600.0	95	42998	No
273	GOM_NL__2PRFIN20100521_222944_000000492089_00359_42998_0916.N1	21-MAY-2010 22:29:44	Straylight	49.000	40	The Sco	1.8590	7100.0	98	42998	No
274	GOM_NL__2PRFIN20100521_223135_000000522089_00359_42998_0917.N1	21-MAY-2010 22:31:35	Straylight	52.000	25	35Lam Sco	1.6200	28000.	104	42998	No
275	GOM_NL__2PRFIN20100521_223342_000000502089_00359_42998_0918.N1	21-MAY-2010 22:33:42	Tw_i_and_stray	49.500	75	26Eps Sco	2.2910	4250.0	99	42998	No
276	GOM_NL__2PRFIN20100521_223636_000000542089_00359_42998_0919.N1	21-MAY-2010 22:36:36	Tw_i_and_stray	53.500	16	21Alp Sco	1.0200	3000.0	107	42998	No
277	GOM_NL__2PRFIN20100521_223903_000000432089_00359_42998_0920.N1	21-MAY-2010 22:39:03	Bright	42.500	97	8Bet1Sco	2.5610	30000.	85	42998	No
278	GOM_NL__2PRFIN20100521_224234_000000382089_00359_42998_0921.N1	21-MAY-2010 22:42:34	Bright	38.000	104	27Bet Lib	2.6140	13100.	76	42998	No

279	GOM_NL__2PRFIN20100521_224425_000000452089_00359_42998_0922.N1	21-MAY-2010 22:44:25	Bright	45.000	120	1Del Oph	2.7340	3200.0	90	42998	No
280	GOM_NL__2PRFIN20100521_224731_000000412089_00359_42998_0923.N1	21-MAY-2010 22:47:31	Bright	40.500	102	24Alp Ser	2.6000	4250.0	81	42998	No
281	GOM_NL__2PRFIN20100521_225314_000000402089_00359_42998_0924.N1	21-MAY-2010 22:53:14	Bright	39.500	83		2.3780	11000.	79	42998	No
282	GOM_NL__2PRFIN20100521_225623_000000382089_00359_42998_0925.N1	21-MAY-2010 22:56:23	Bright	37.500	180	27Gam Boo	3.0400	8000.0	75	42998	No
283	GOM_NL__2PRFIN20100521_230438_000000422089_00359_42998_0926.N1	21-MAY-2010 23:04:38	Bright	41.500	119	14Eta Dra	2.7270	4700.0	83	42998	No
284	GOM_NL__2PRFIN20100521_230636_000000392089_00359_42998_0927.N1	21-MAY-2010 23:06:36	Bright	38.500	60	7Bet UMi	2.0810	3950.0	77	42998	No
285	GOM_NL__2PRFIN20100521_231919_000000542089_00359_42998_0928.N1	21-MAY-2010 23:19:19	Bright	54.000	76	27Gam Cas	2.3000	30000.	108	42998	No
286	GOM_NL__2PRFIN20100521_232031_000000402089_00359_42998_0929.N1	21-MAY-2010 23:20:31	Bright	39.500	68	18Alp Cas	2.2250	4500.0	79	42998	No
287	GOM_NL__2PRFIN20100521_232910_000000482089_00359_42998_0930.N1	21-MAY-2010 23:29:10	Twi_and_stray	48.000	58	21Alp And	2.0730	11000.	96	42998	No
288	GOM_NL__2PRFIN20100521_233332_000000452089_00359_42998_0931.N1	21-MAY-2010 23:33:32	Dark	45.000	140	88Gam Peg	2.8340	26000.	90	42998	No
289	GOM_NL__2PRFIN20100521_234934_000000592089_00359_42998_0932.N1	21-MAY-2010 23:49:34	Dark	59.000	18	24Alp PsA	1.1660	9700.0	118	42998	No
290	GOM_NL__2PRFIN20100521_235339_000000452089_00359_42998_0933.N1	21-MAY-2010 23:53:39	Dark	44.500	63	Bet Gru	2.1500	2800.0	89	42998	No
291	GOM_NL__2PRFIN20100521_235517_000000442089_00360_42999_0921.N1	21-MAY-2010 23:55:17	Dark	43.500	31	Alp Gru	1.7340	15200.	87	42999	No

3. Quality information per product

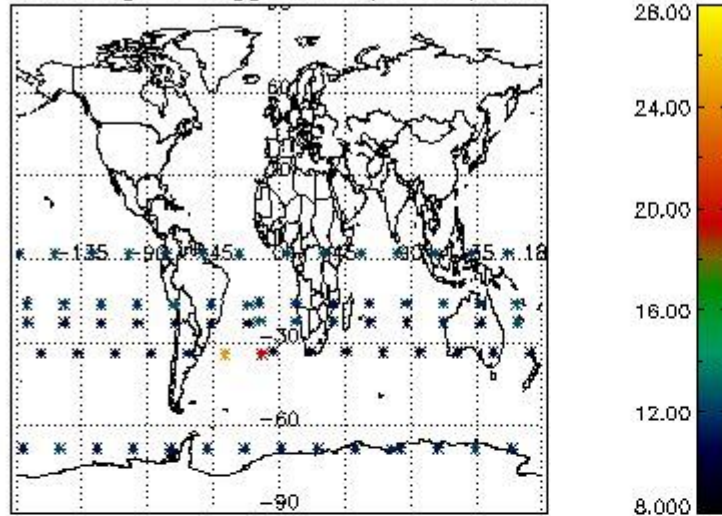
In this section it is plotted some information contained in the Quality Summary data set of the level 2 products. Only products in dark limb conditions and without errors (error flag in the MPH set to "0") are used.

3.1 Plot quality information per product (time dependant)

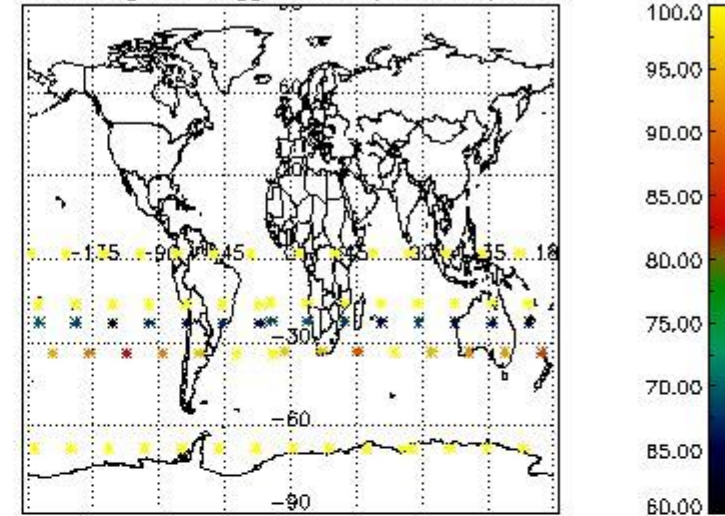


3.2 Plot quality information per product (world map)

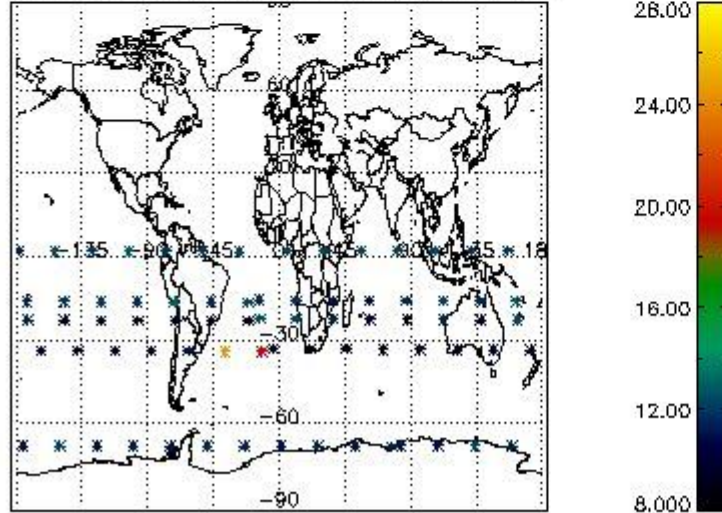
Percentage of flagged data per O3 profile



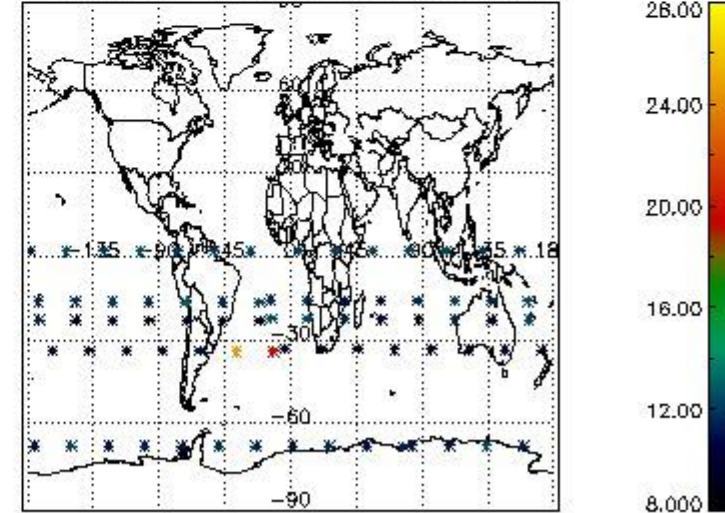
Percentage of flagged data per H2O profile



Percentage of flagged data per NO2 profile



Percentage of flagged data per NO3 profile

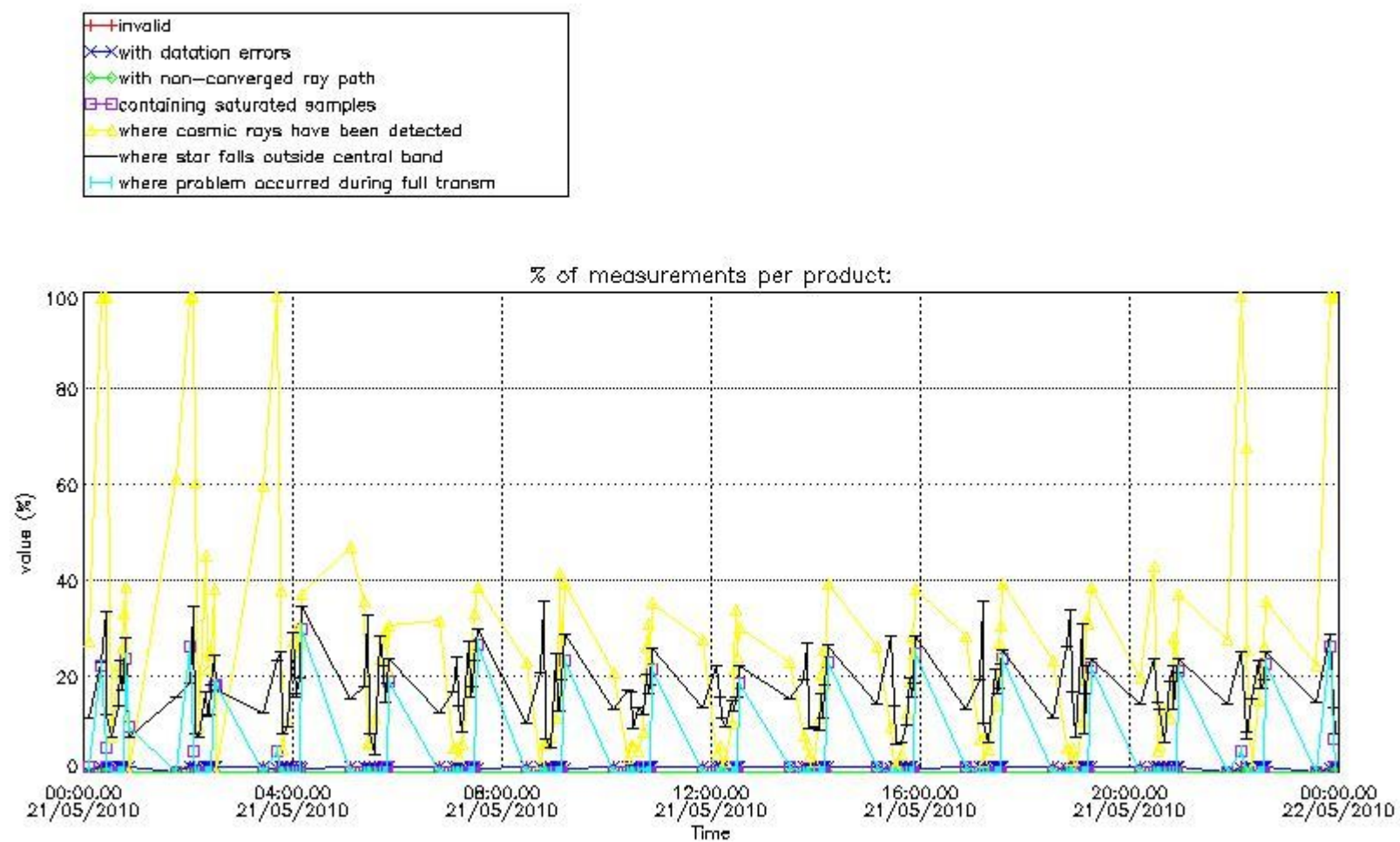


4. Level 1 quality information per product

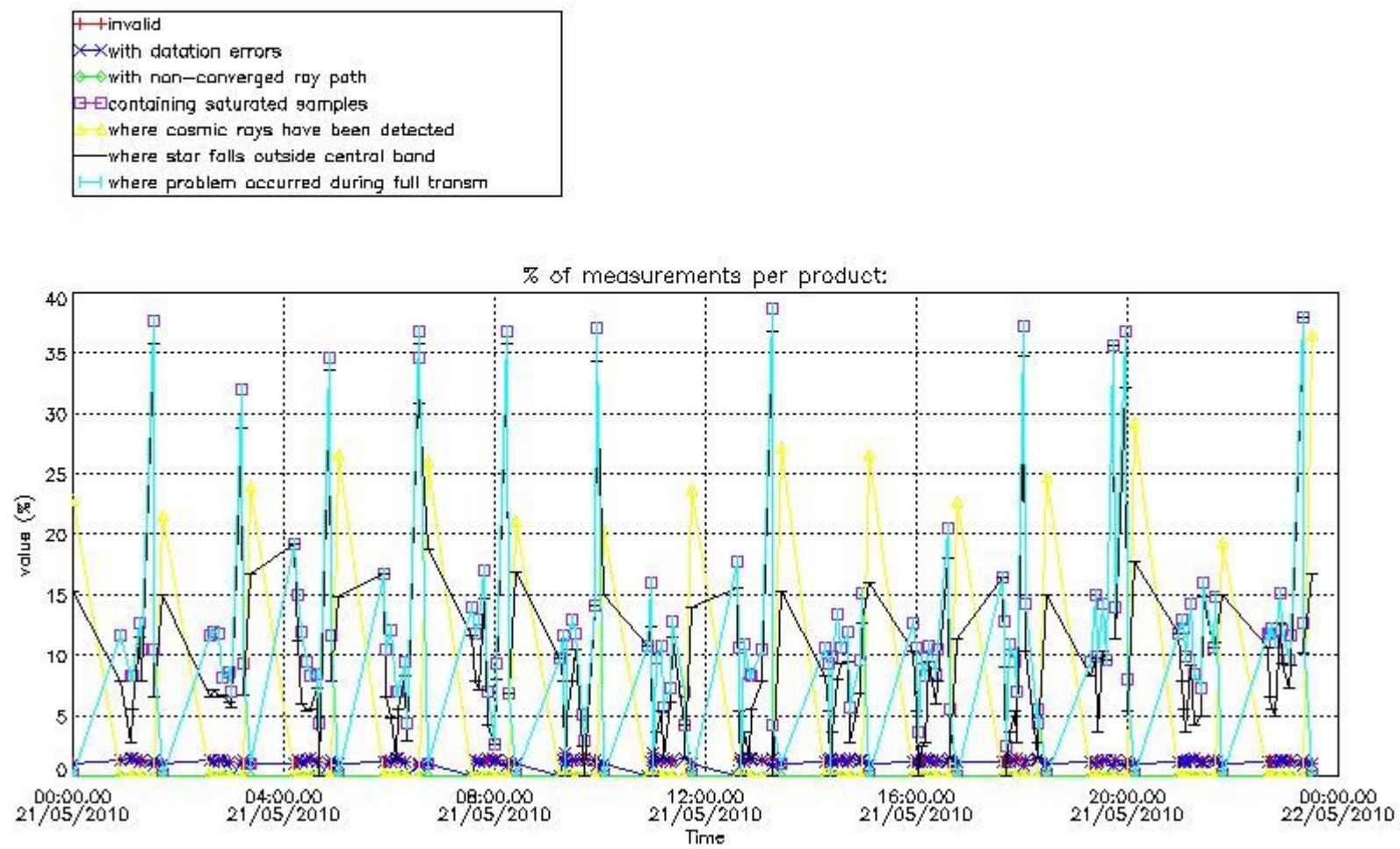
In this section it is plotted some information contained in the Quality Summary data set of the level 2 products that comes from the level 1b processing. Products without errors (error flag in the MPH set to "0") are used.

4.1 Plot quality information per product (time dependant) coming from level 1b processing

4.1.1 Plot level 1 quality information per product (time dependant): ENVISAT ASCENDING passes



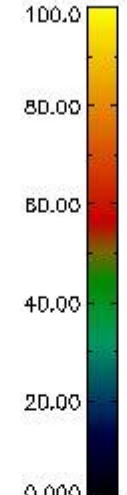
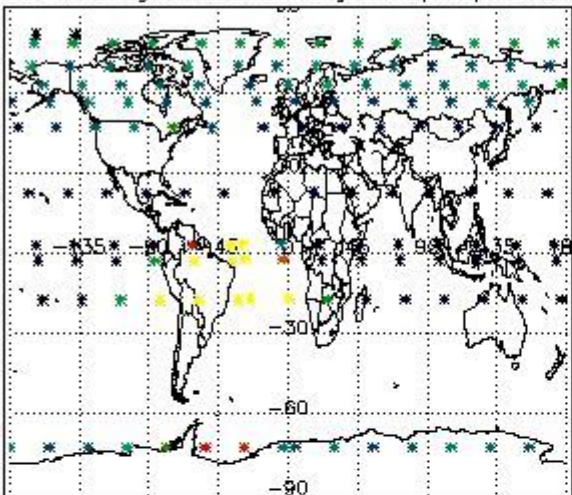
4.1.2 Plot level 1 quality information per product (time dependant): ENVI SAT DESCENDING passes



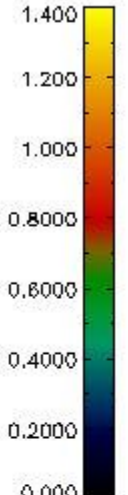
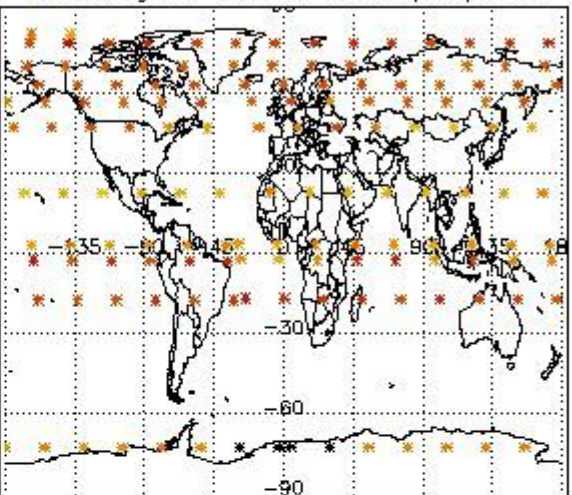
4.2 Plot quality information per product coming from level 1b processing (world map)

4.2.1 Plot level 1 quality information per product (world map): ENVISAT ASCENDING passes

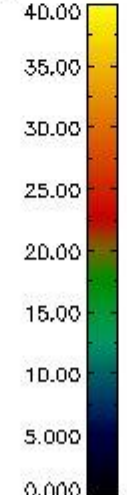
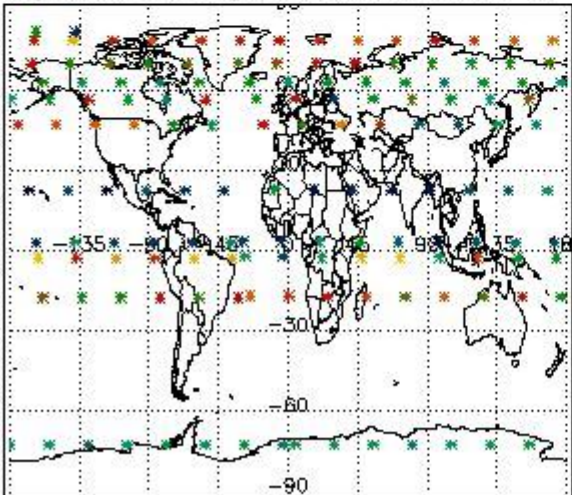
Percentage of cosmic ray hits per profile



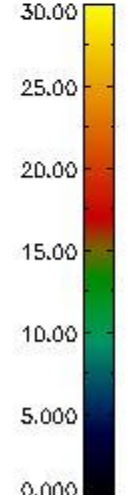
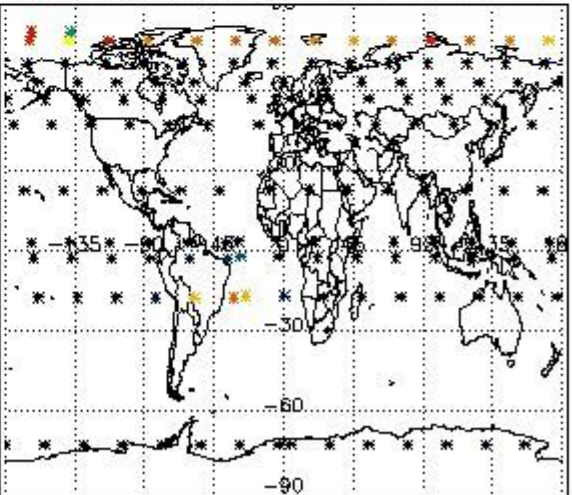
Percentage of datation errors per profile



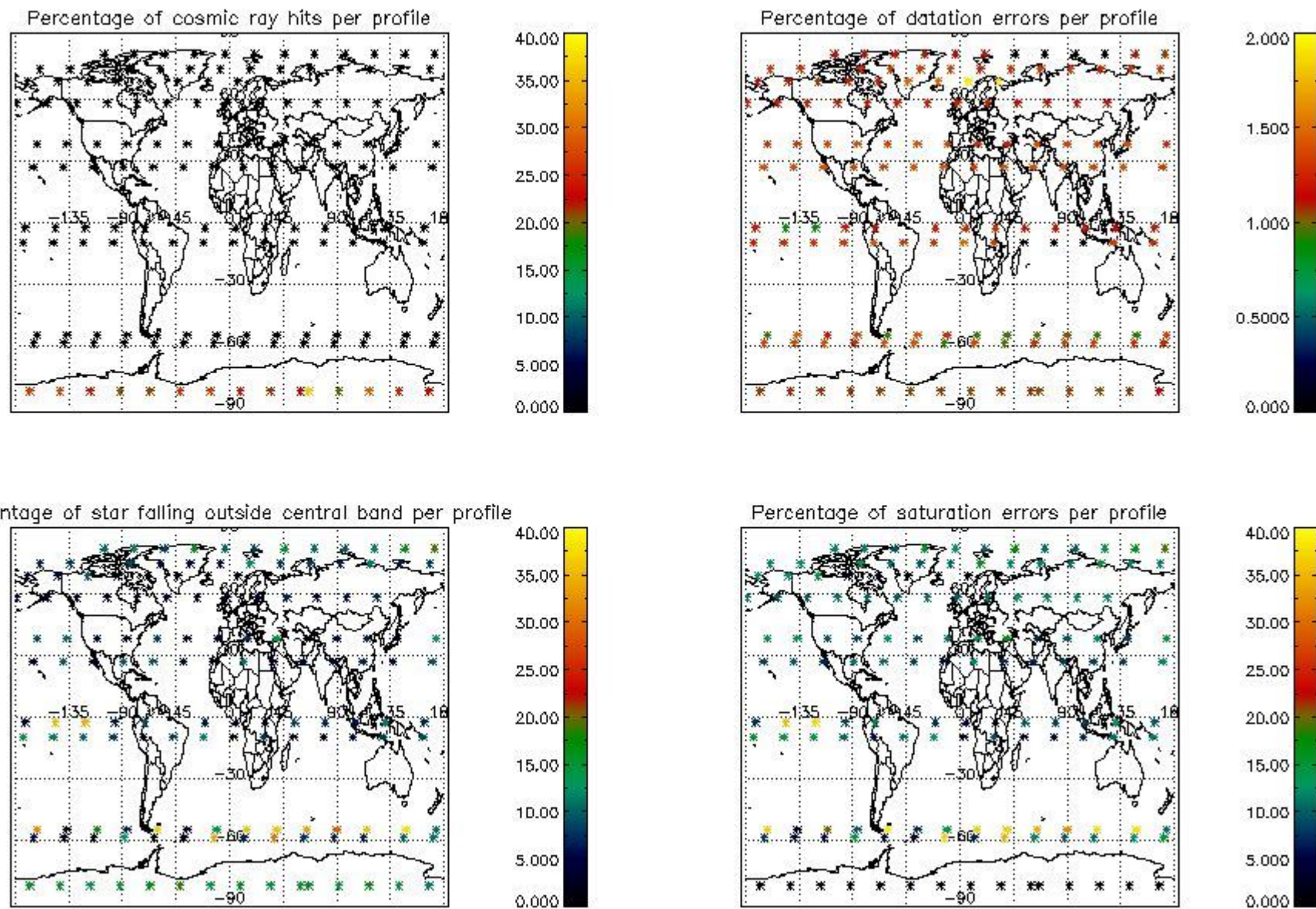
Percentage of star falling outside central band per profile



Percentage of saturation errors per profile



4.2.2 Plot level 1 quality information per product (world map): ENVISAT DESCENDING passes



5. Trace gas profiles

5.1 Ozone statistics based on quality of products

The final quality of the products can be "measured" using the STD (Standard Deviation) attached to every point profile. This information is written to the parameter GOM_NL__2P/NL_LOCAL_SPECIES_DENSITY/o3_std of the level 2 products. The table below shows the statistics for given STD ranges.

The statistics are given with respect to the overall valid production:

- Products without fatal errors: GOM_NL__2P/MPH/PRODUCT_ERR=0
- Valid point profile: GOM_NL__2P/NL_LOCAL_SPECIES_DENSITY/pcd(0)=0

The 'Criteria' is applied to valid points of dark limb products:

- Products in dark limb illumination condition: GOM_NL__2P/NL_SUMMARY_QUALITY/obs_ill_cond=0
- Products without fatal errors: GOM_NL__2P/MPH/PRODUCT_ERR=0
- Valid point profile: GOM_NL__2P/NL_LOCAL_SPECIES_DENSITY/pcd(0)=0

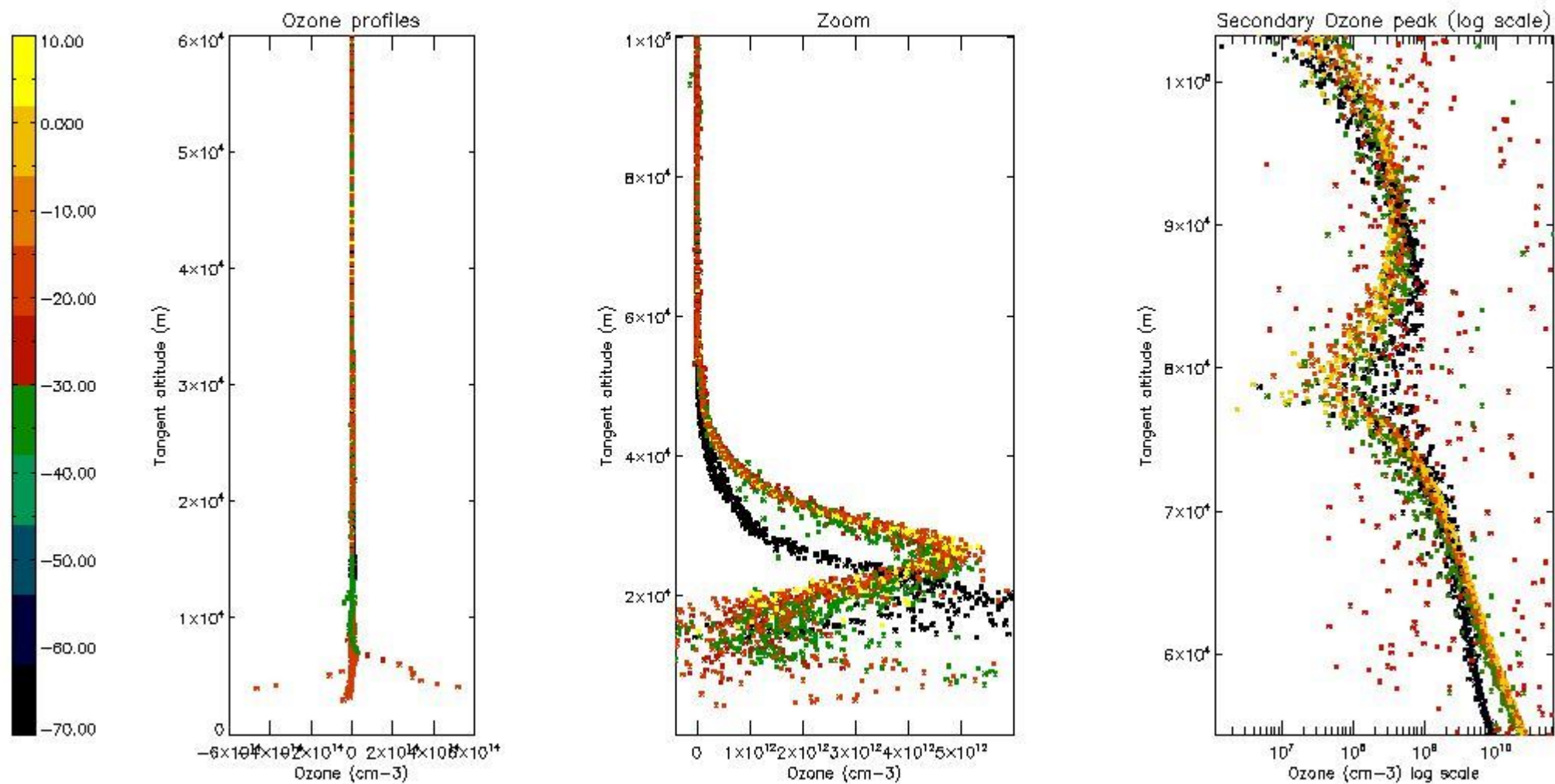
So, the table below shows the percentage of dark limb and valid observations for each criteria with respect to the overall valid daily observations.

Criteria	% of total production
All STD	27
STD < 20	15

STD < 10	12
STD < 5	8

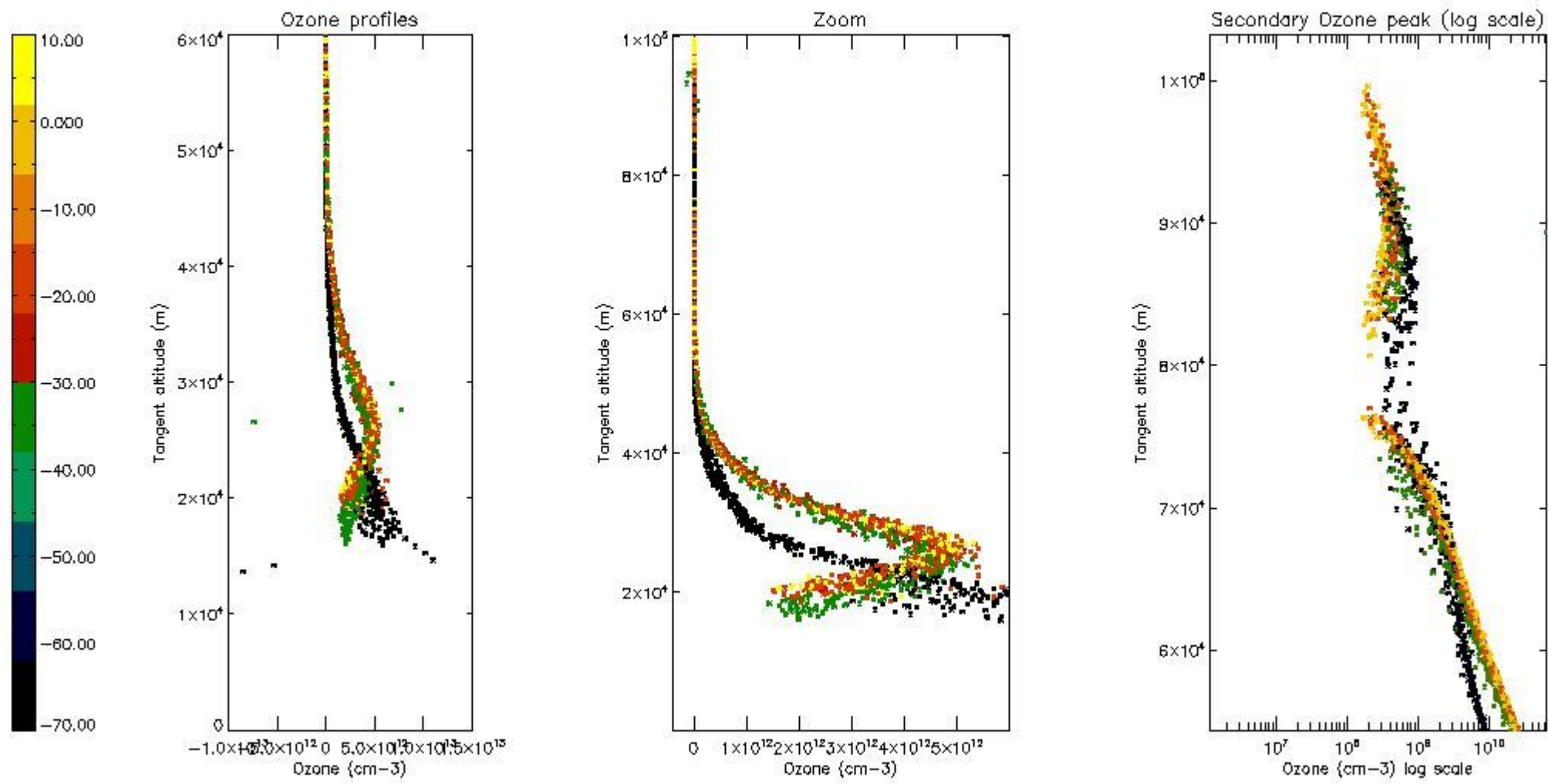
5.2 Plot ozone profiles for all STD (dark without errors)

The colorbar represents the latitude.



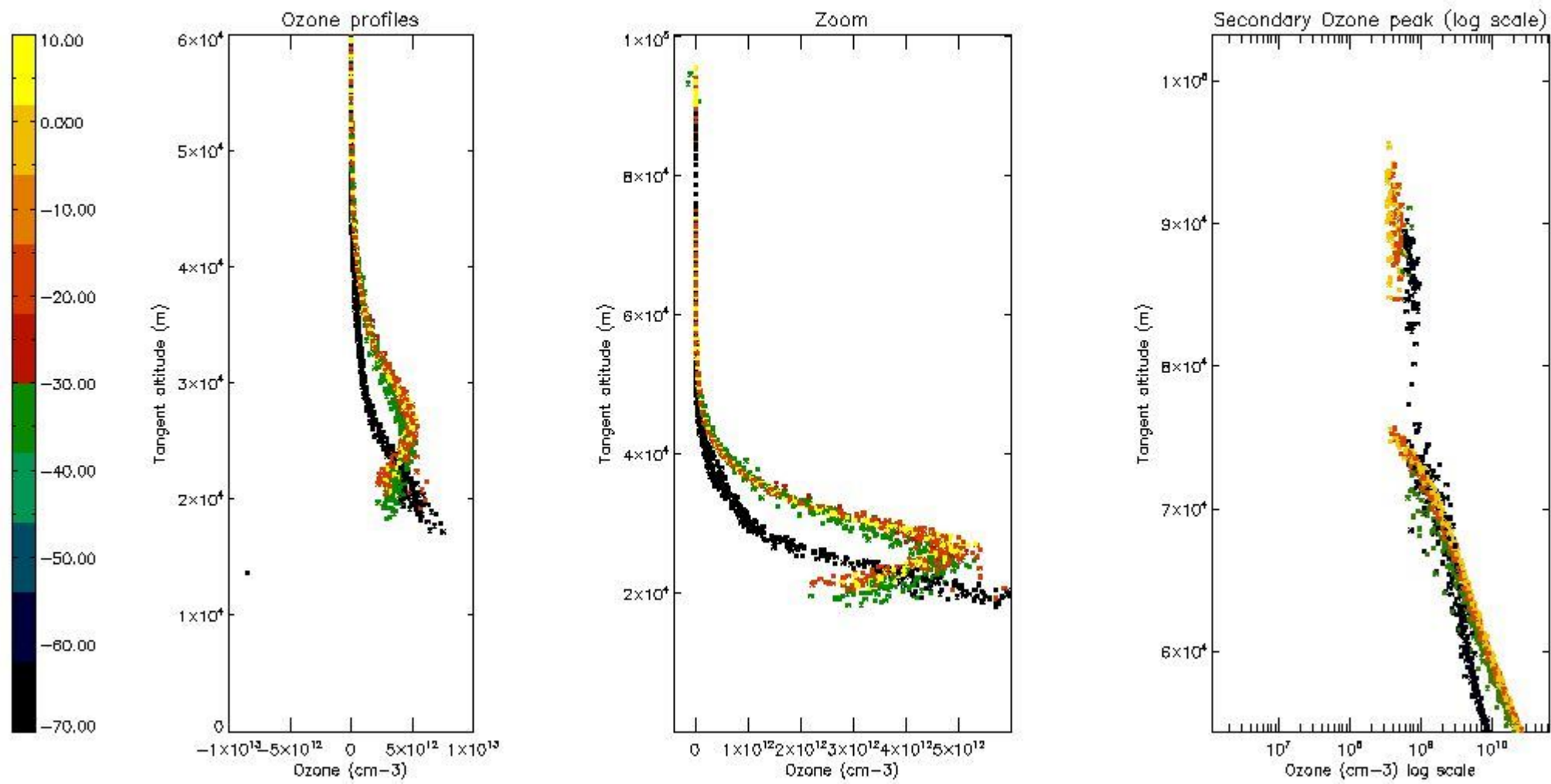
5.3 Plot ozone profiles where STD < 20% (dark without errors)

The colorbar represents the latitude.



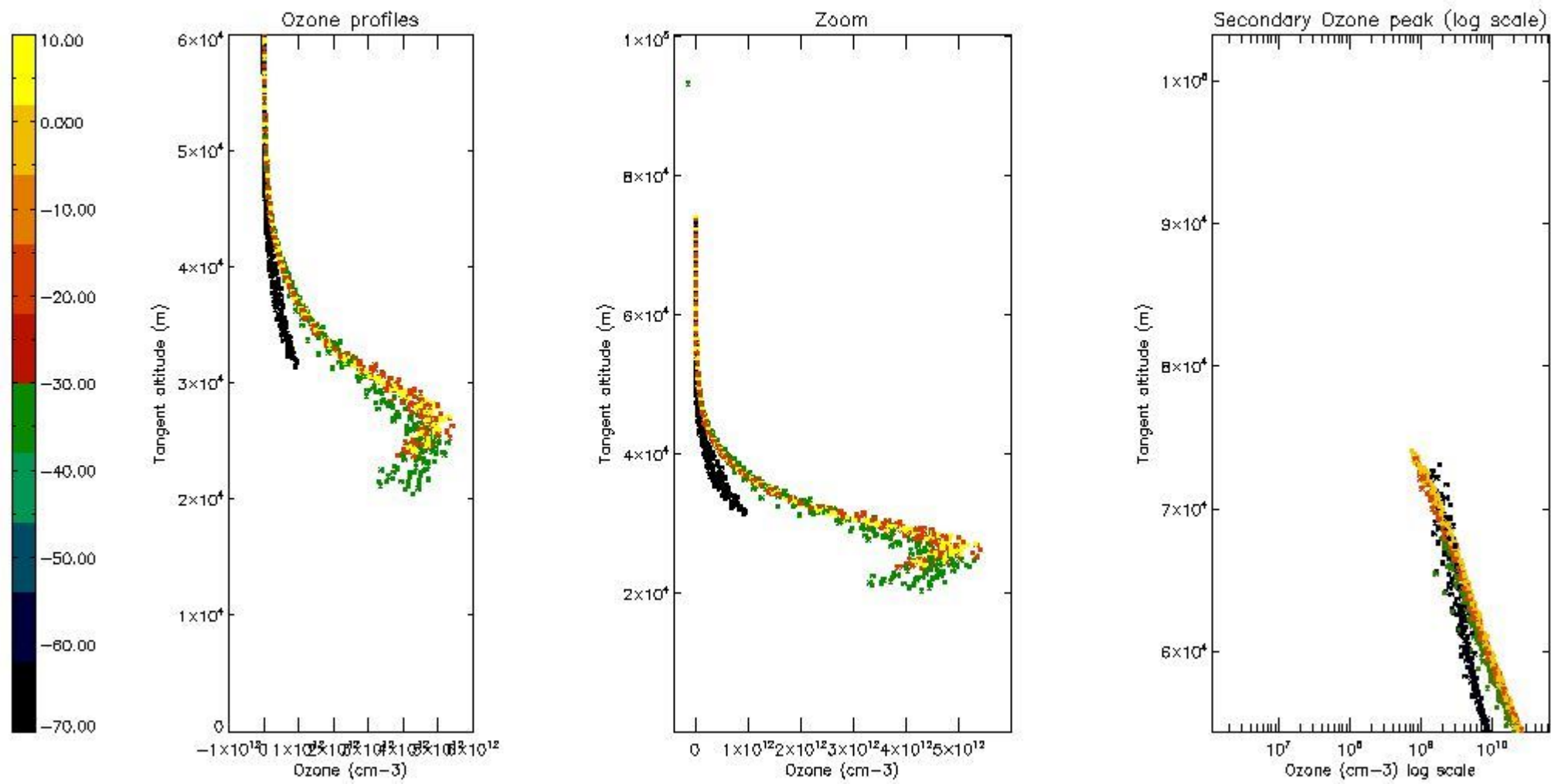
5.4 Plot ozone profiles where STD < 10% (dark without errors)

The colorbar represents the latitude.



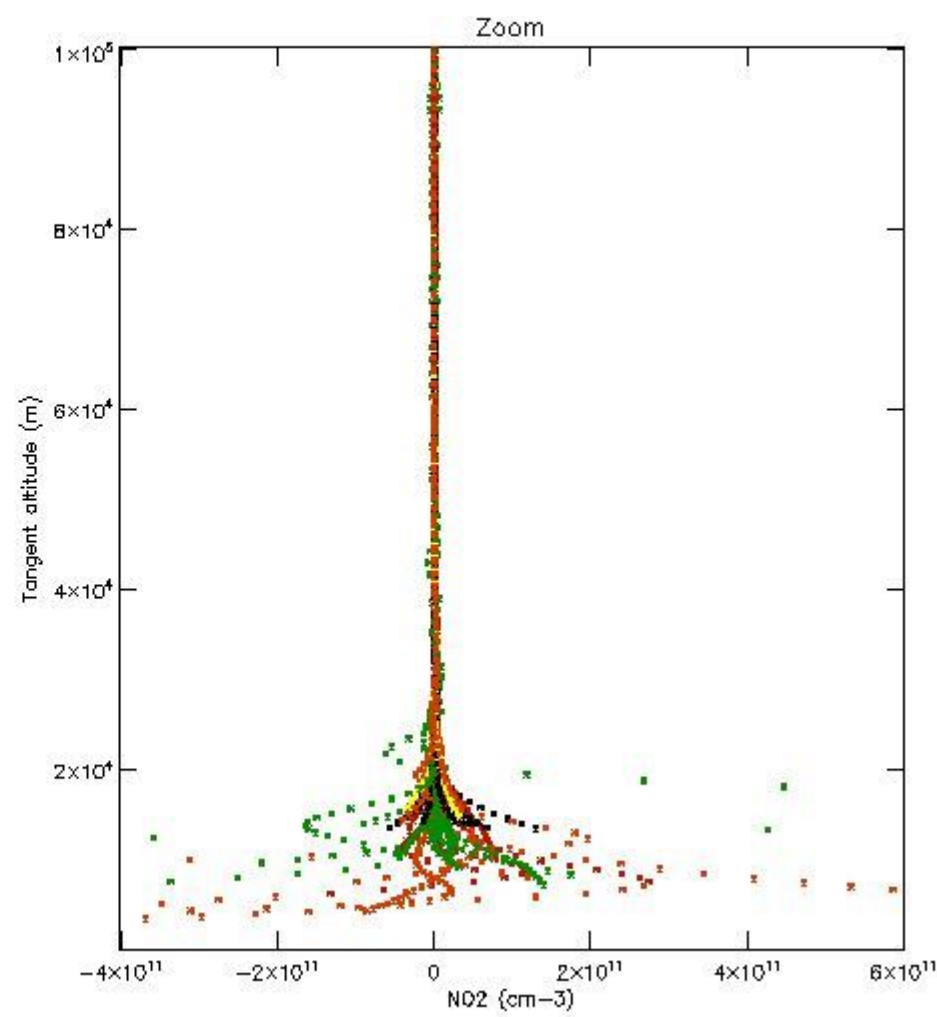
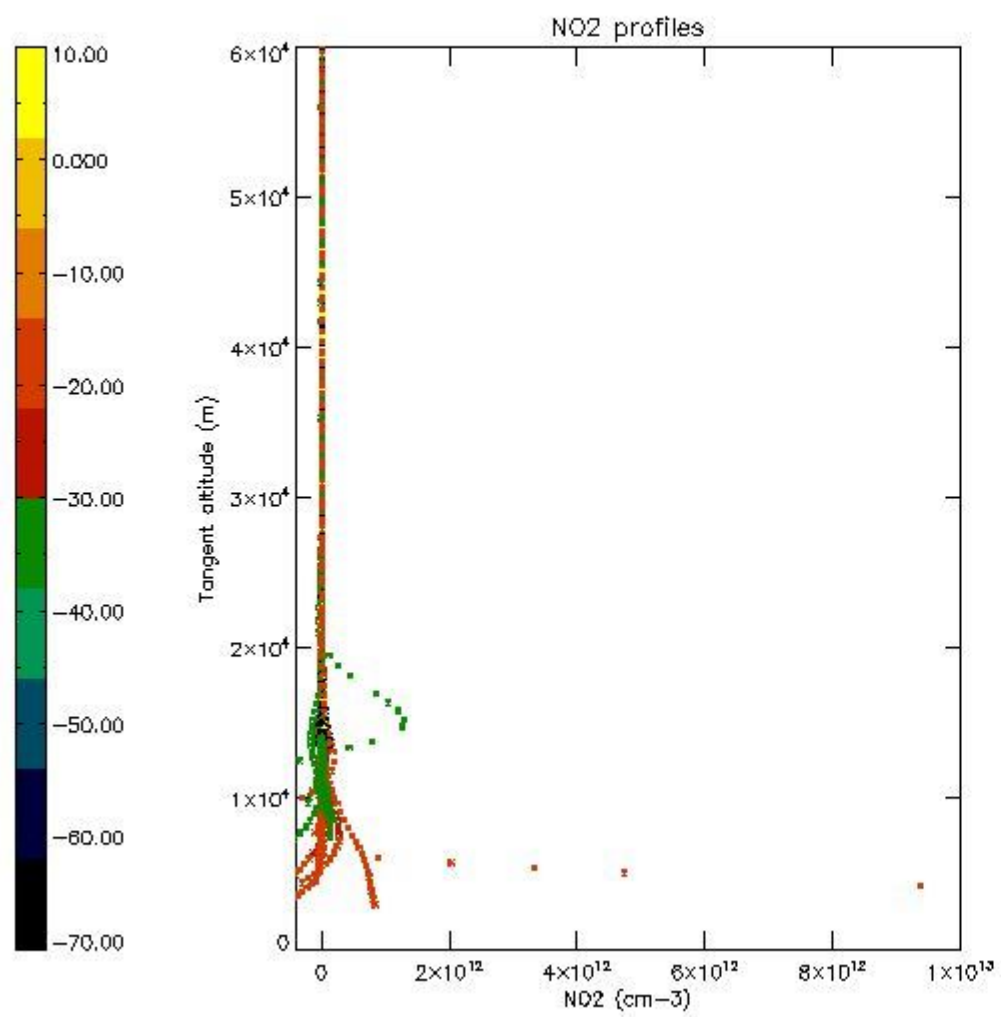
5.5 Plot ozone profiles where STD < 5% (dark without errors)

The colorbar represents the latitude.



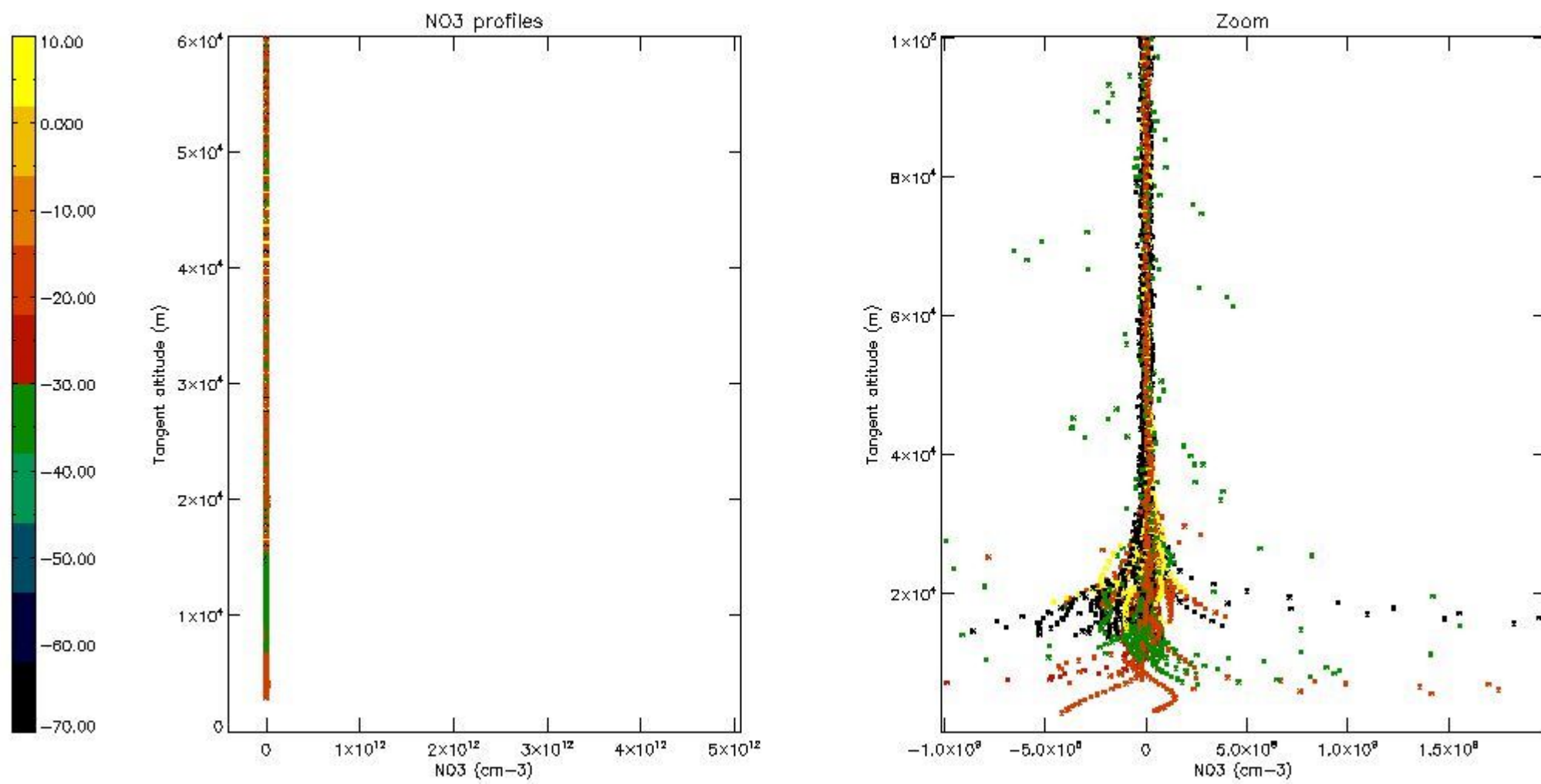
5.6 Plot NO₂ profiles for all STD (dark without errors)

The colorbar represents the latitude.



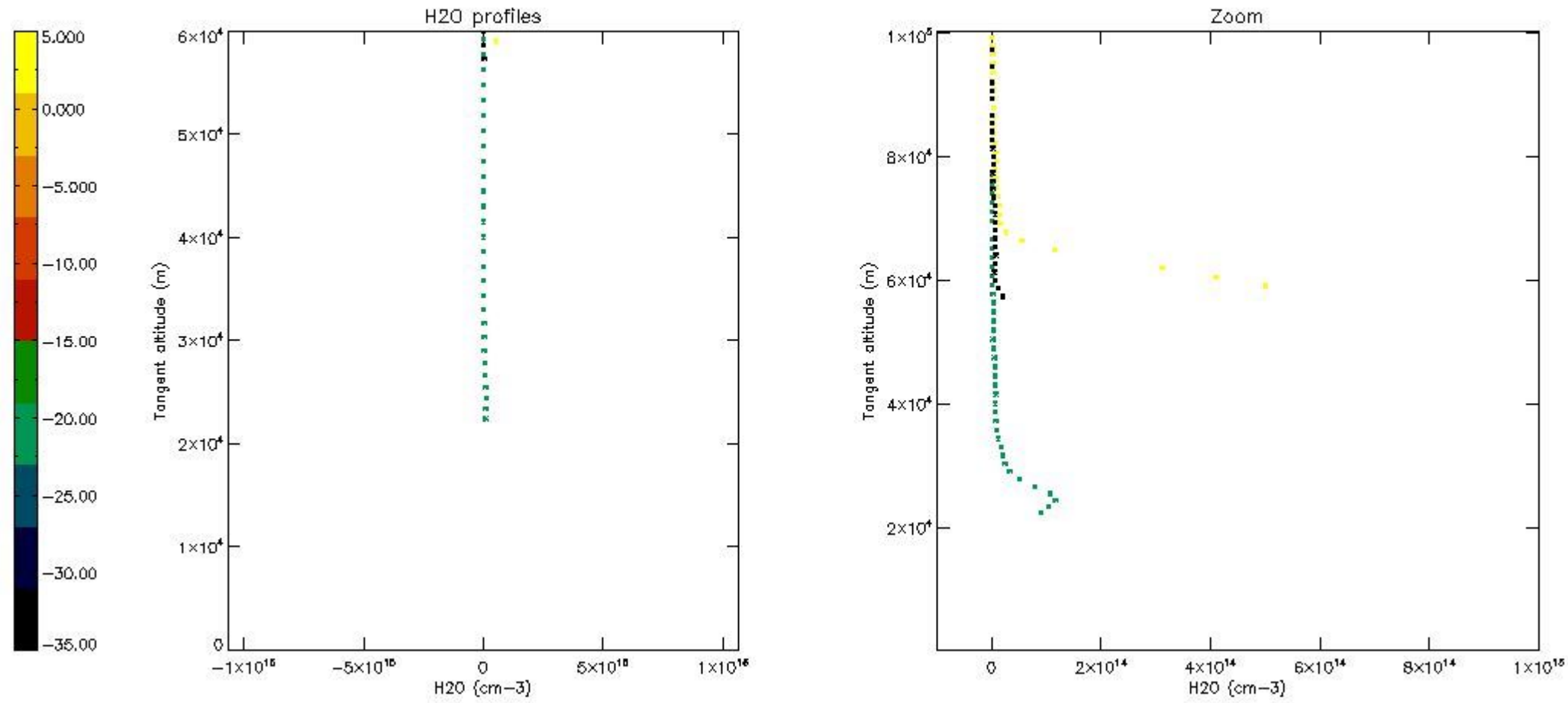
5.7 Plot NO3 profiles for all STD (dark without errors)

The colorbar represents the latitude.



5.8 Plot H2O profiles for all STD (only for occultations of stars 1,2,3,4,13,14,16,26,63 dark without errors)

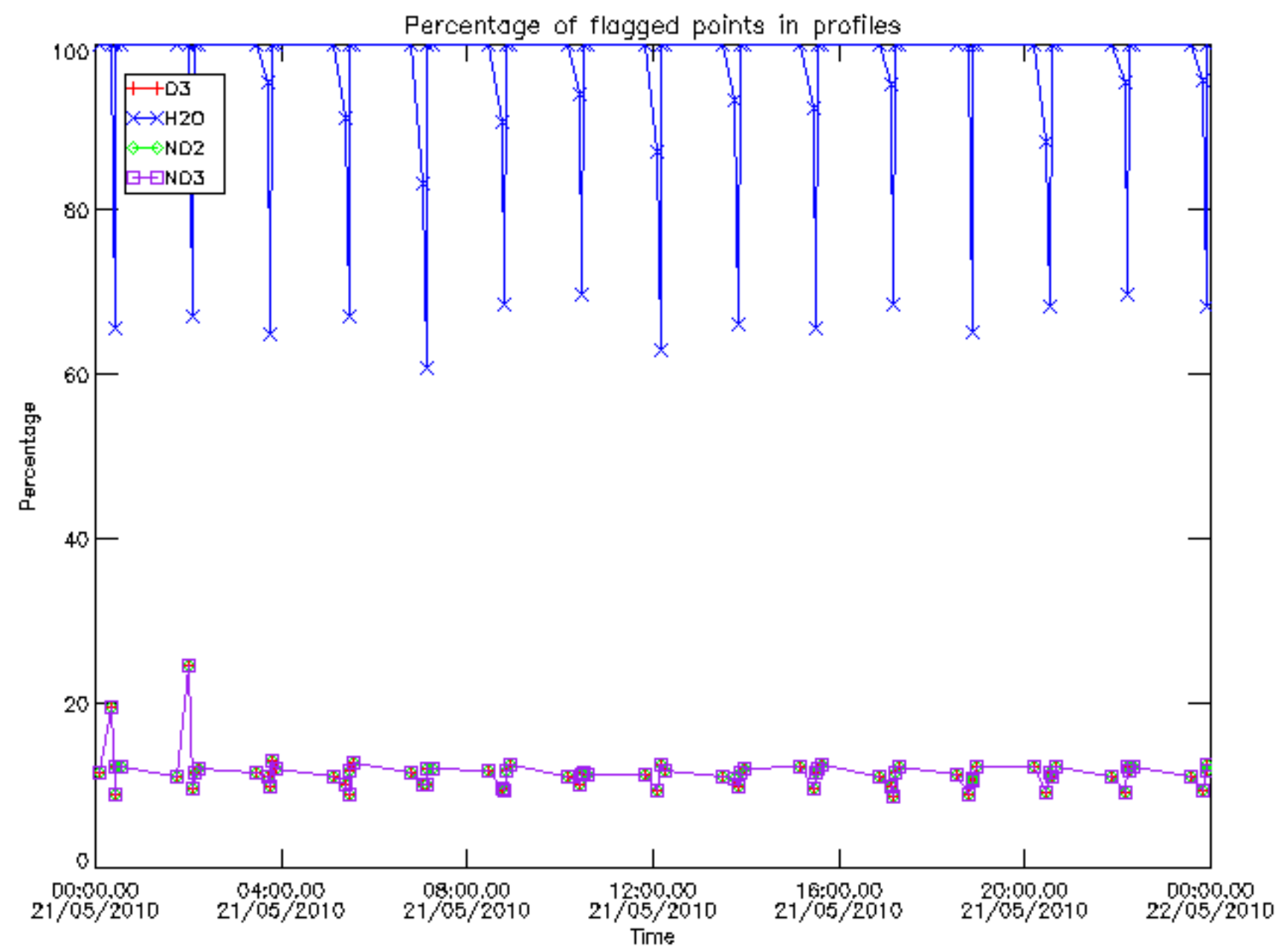
The colorbar represents the latitude.



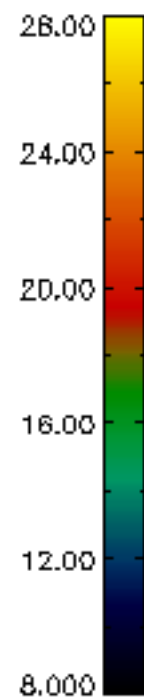
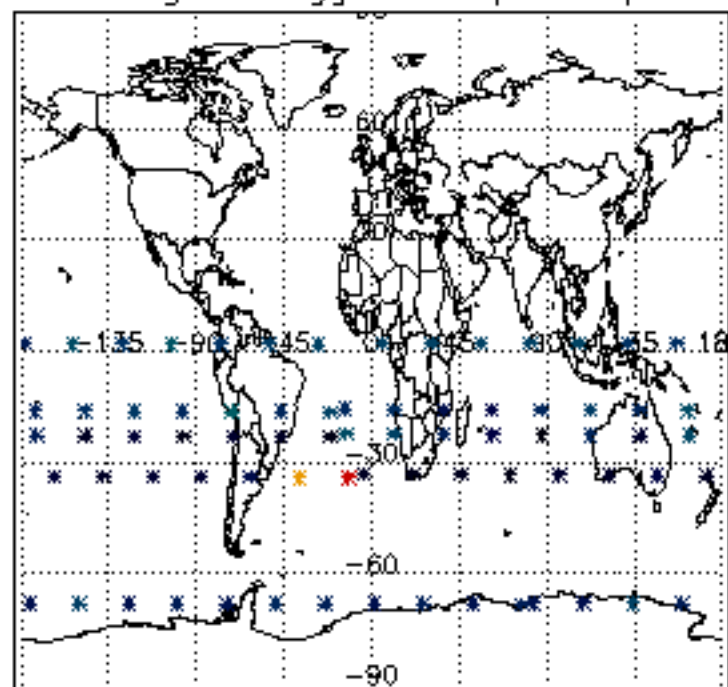
6. Auxiliary Data Files used for the production reported in section 2

The number reported in the third column indicates since which file (see list in section 2) the corresponding auxiliary file has been used. The fourth column is the date of those product files.

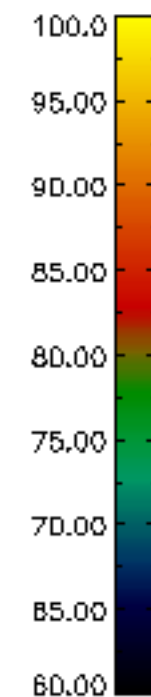
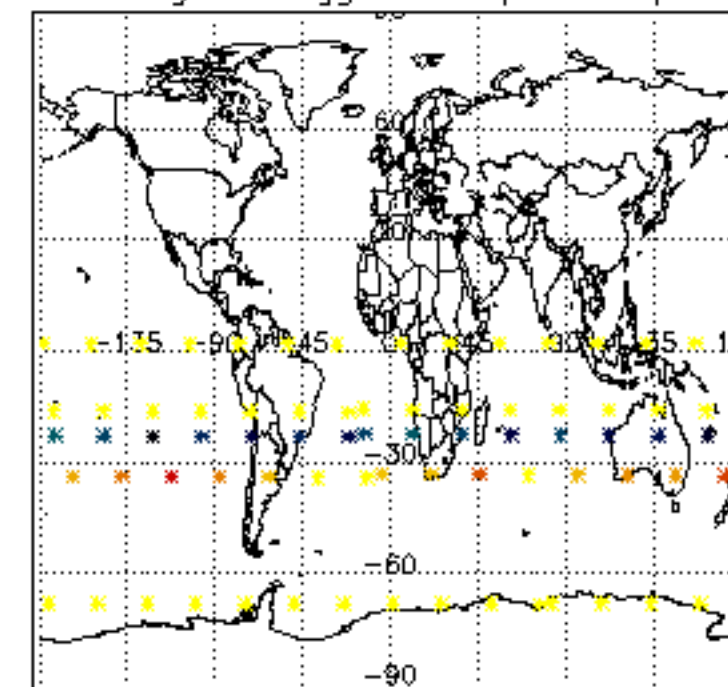
Type	Auxiliary Filename	Used since product	Used since product date
INST_PHYS_CHARACTERISTICS	GOM_INS_AXVIEC20091111_143220_20030716_120000_20500101_000000	1	21-MAY-2010 00:00:45
LEVEL-2_PROC_CONFIG	GOM_PR2_AXVIEC20091111_152718_20020301_000000_20500101_000000	1	21-MAY-2010 00:00:45
CROSS_SECTIONS_FILE	GOM_CRS_AXVIEC20091111_154832_20020301_000000_20500101_000000	1	21-MAY-2010 00:00:45



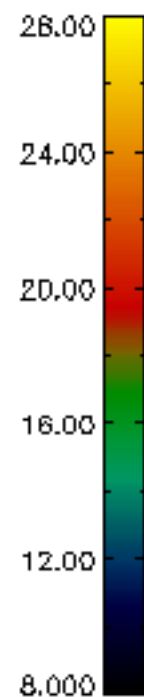
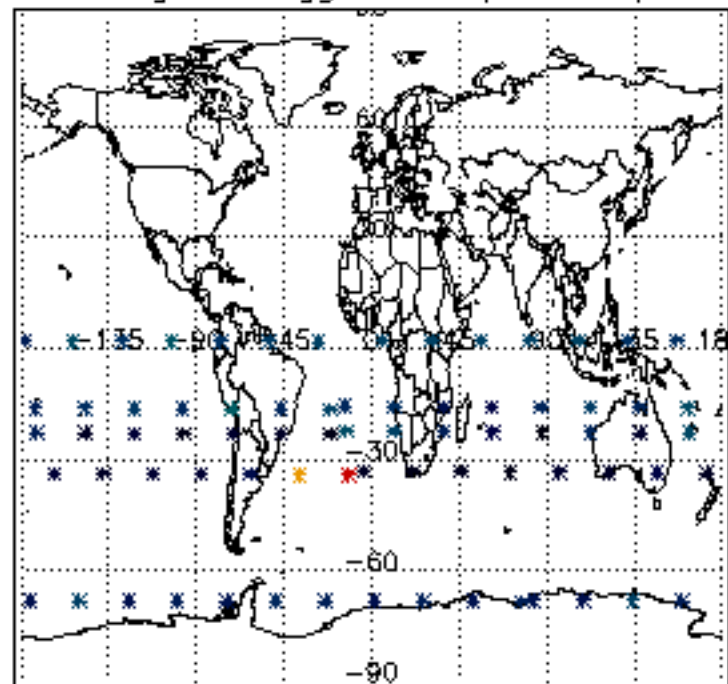
Percentage of flagged data per D3 profile



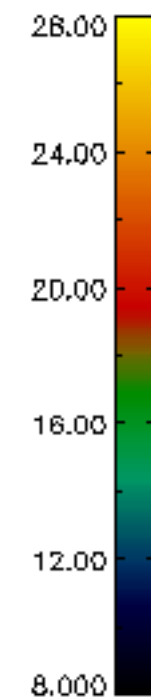
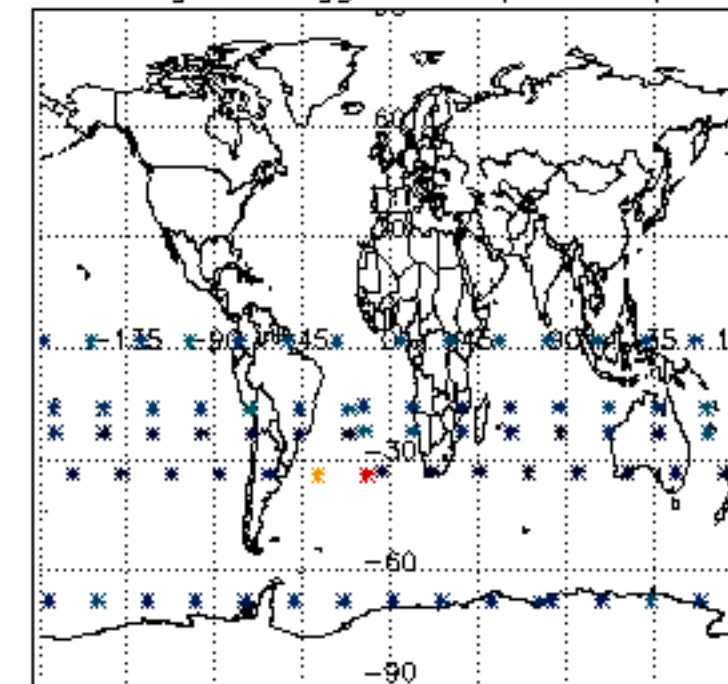
Percentage of flagged data per H2O profile

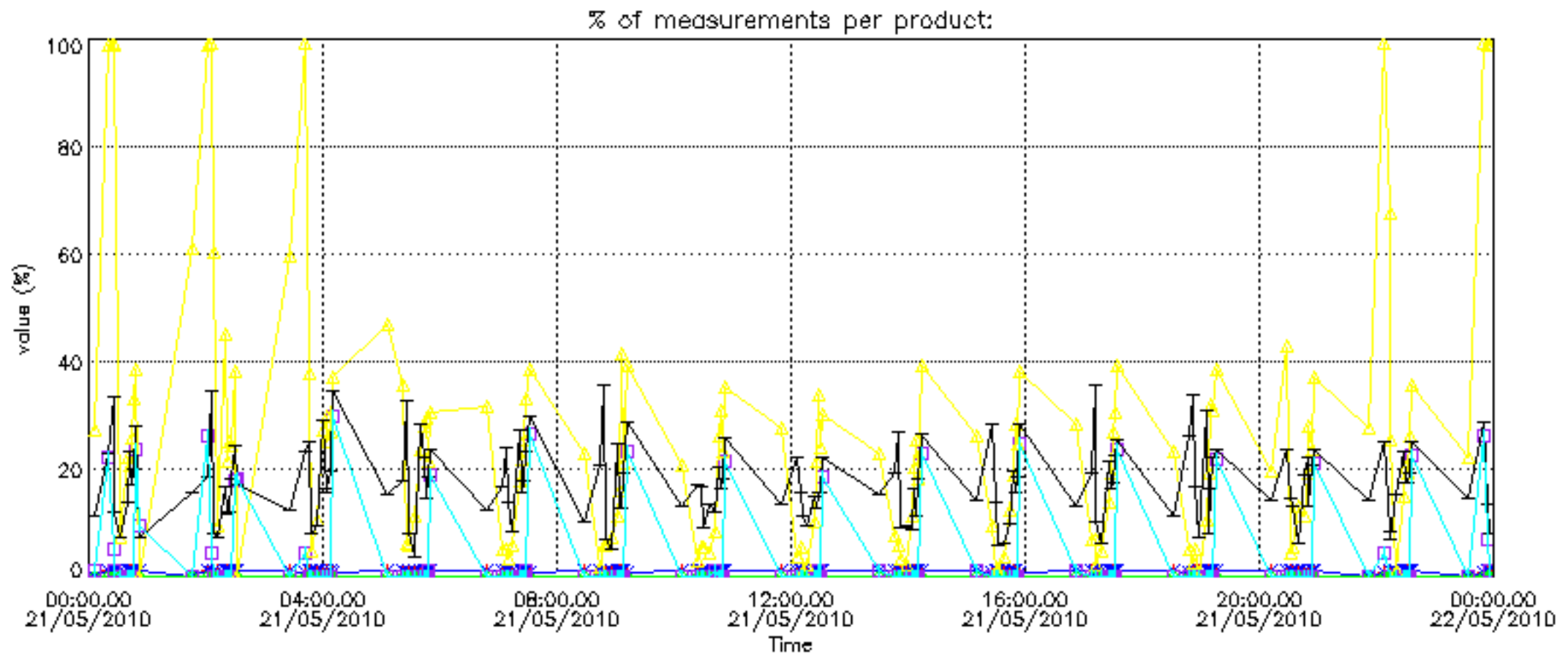


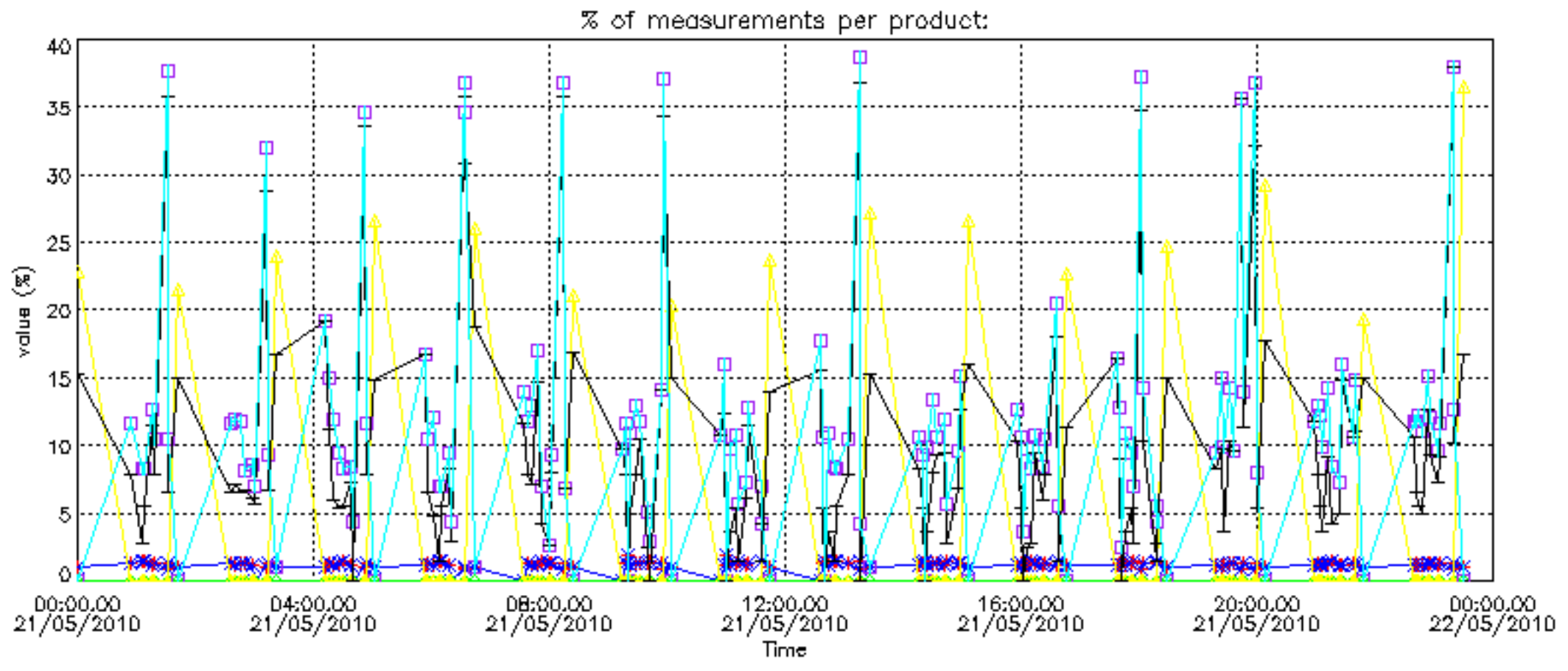
Percentage of flagged data per NO2 profile



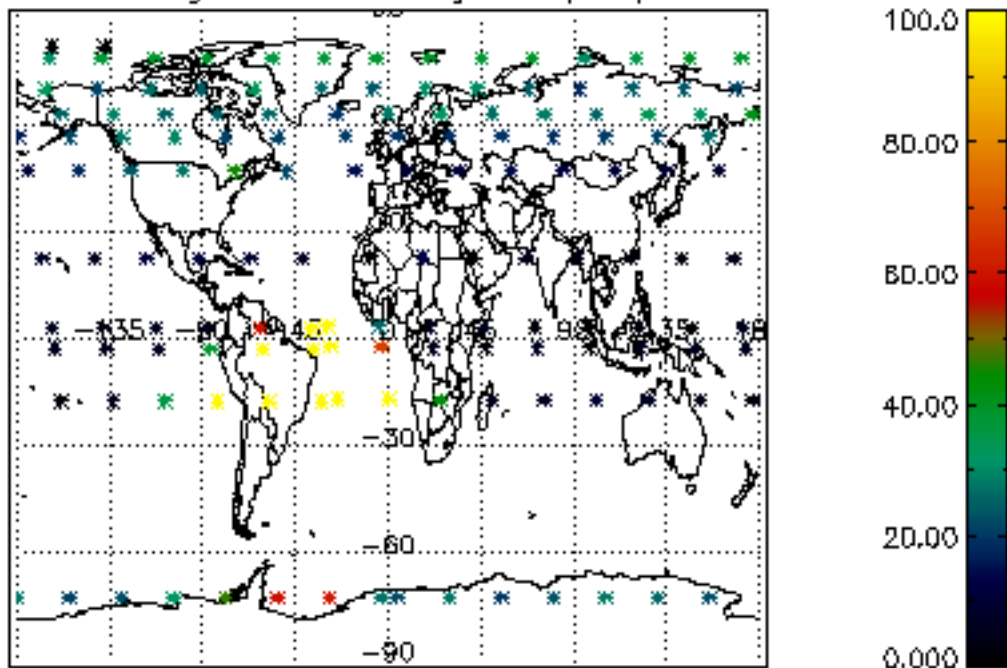
Percentage of flagged data per NO3 profile



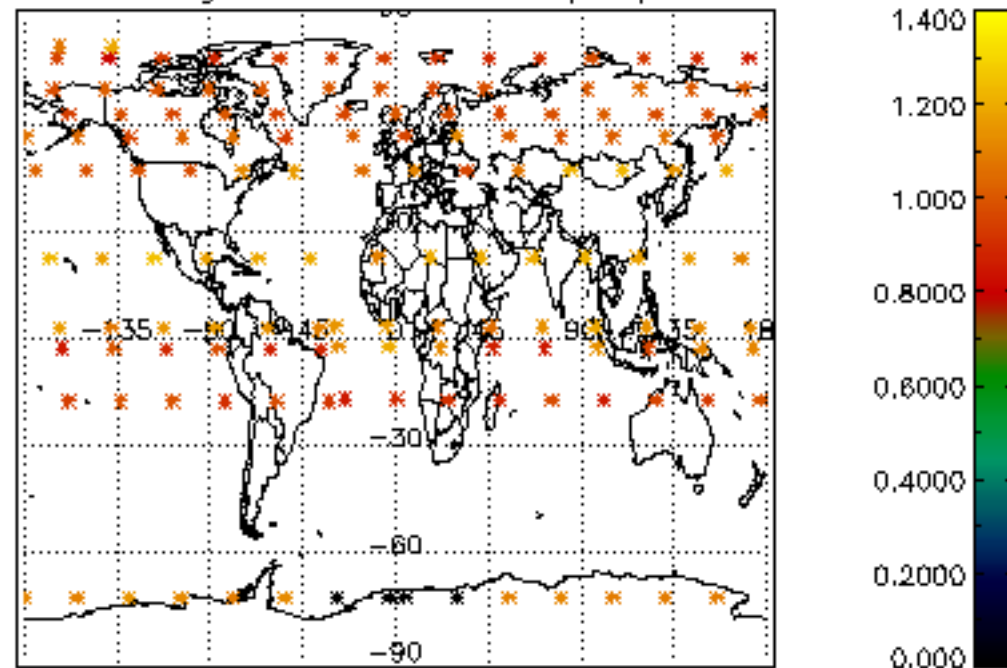




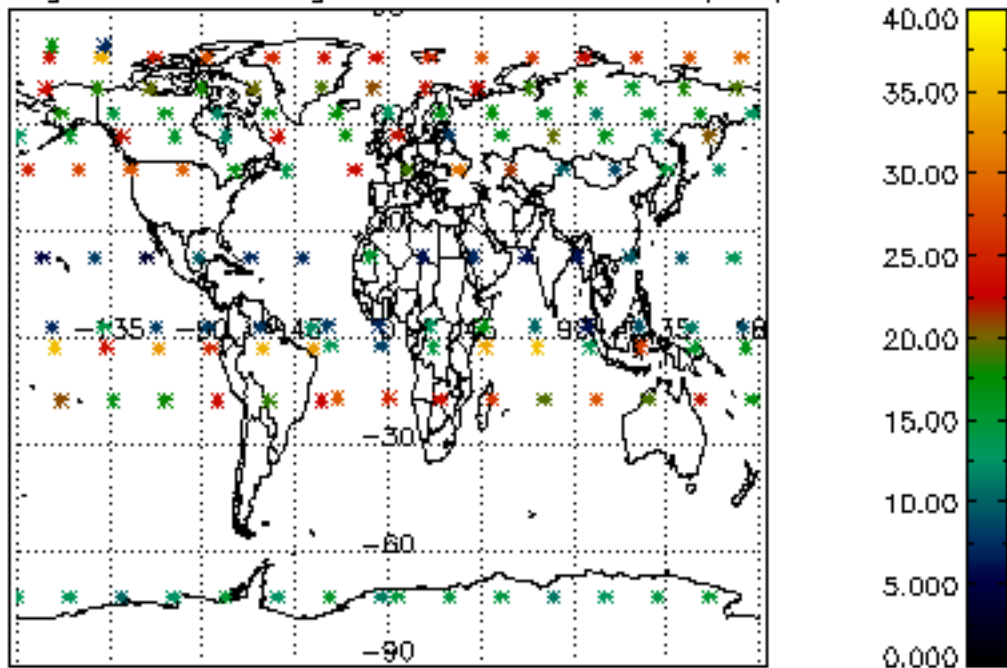
Percentage of cosmic ray hits per profile



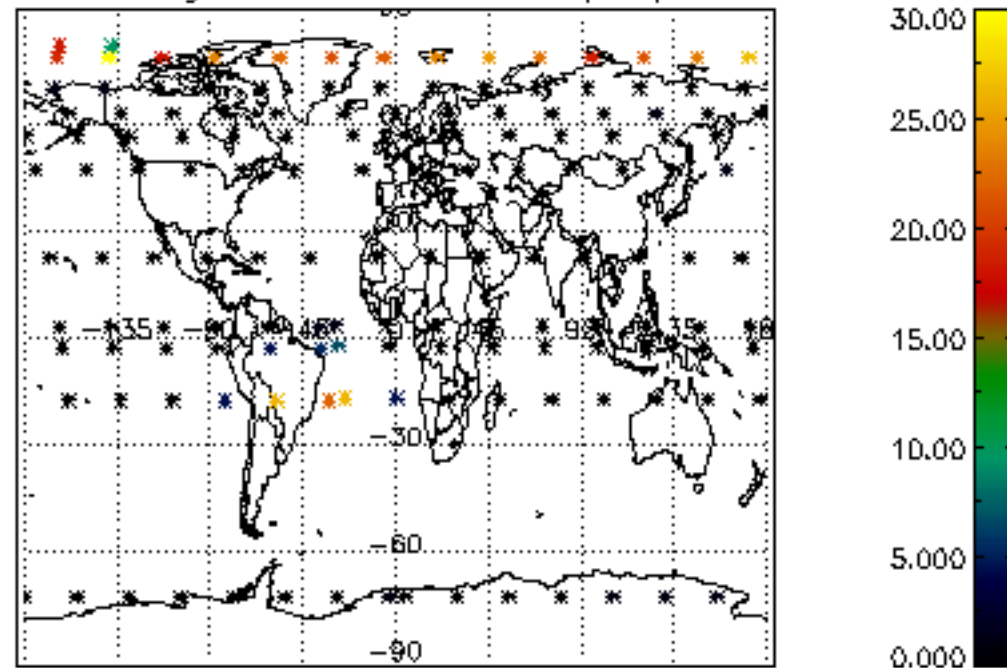
Percentage of datation errors per profile



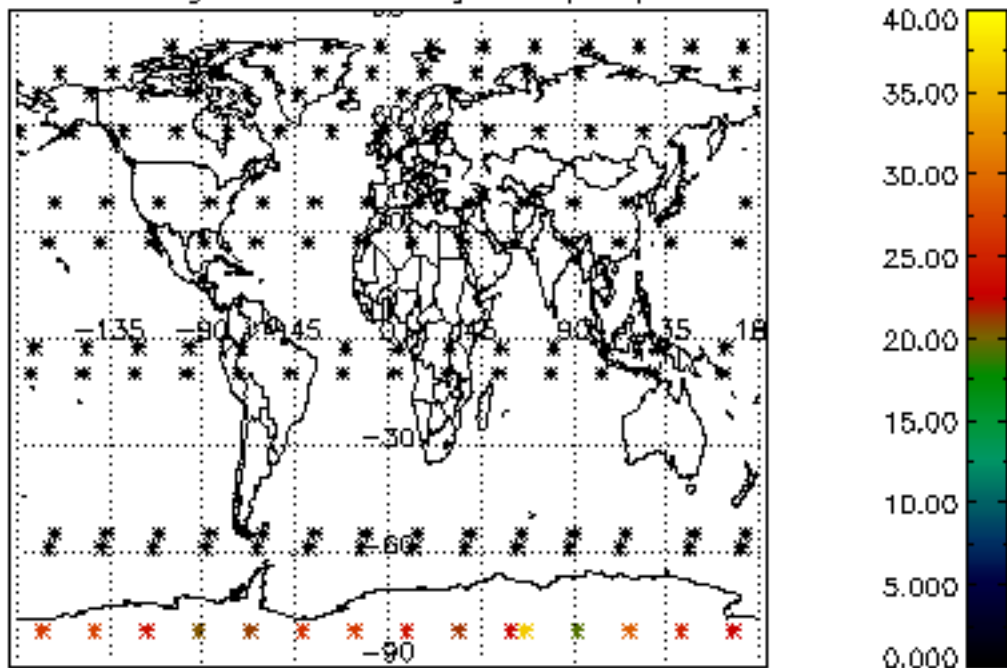
Percentage of star falling outside central band per profile



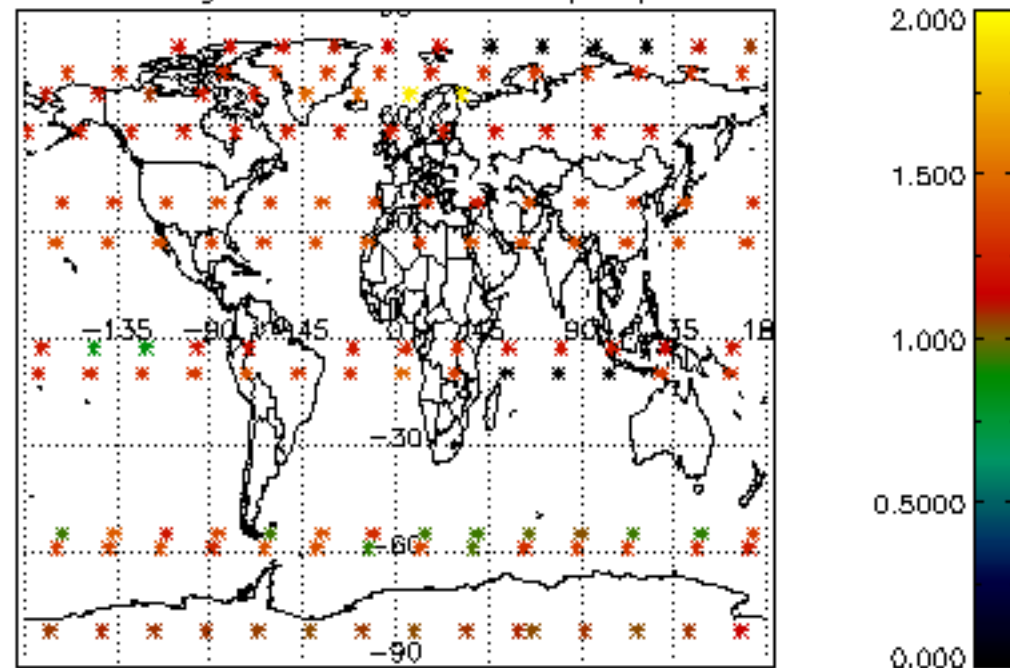
Percentage of saturation errors per profile



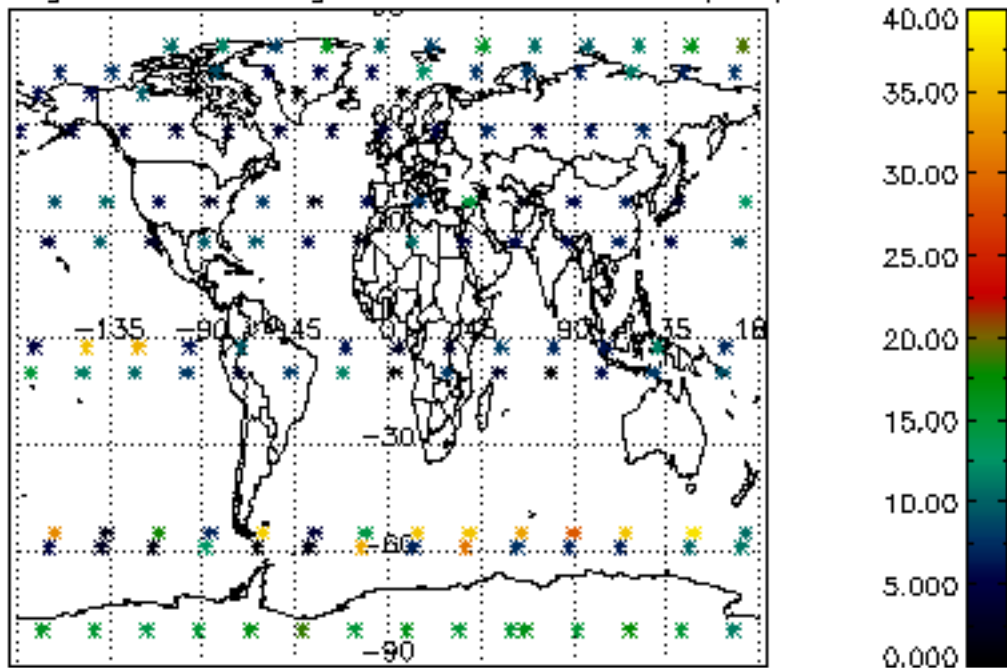
Percentage of cosmic ray hits per profile



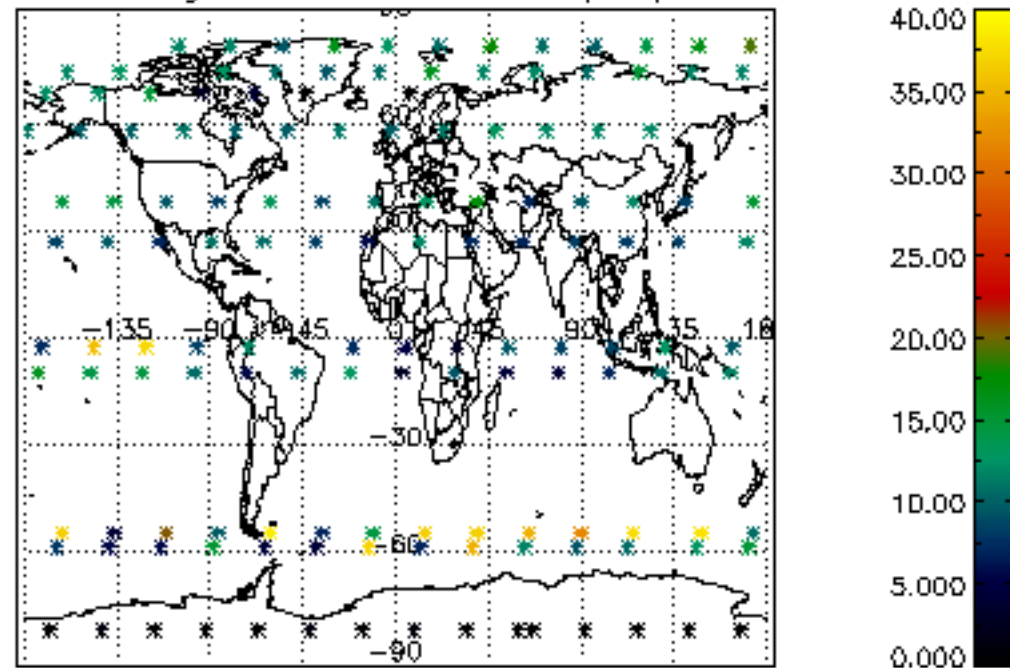
Percentage of datation errors per profile

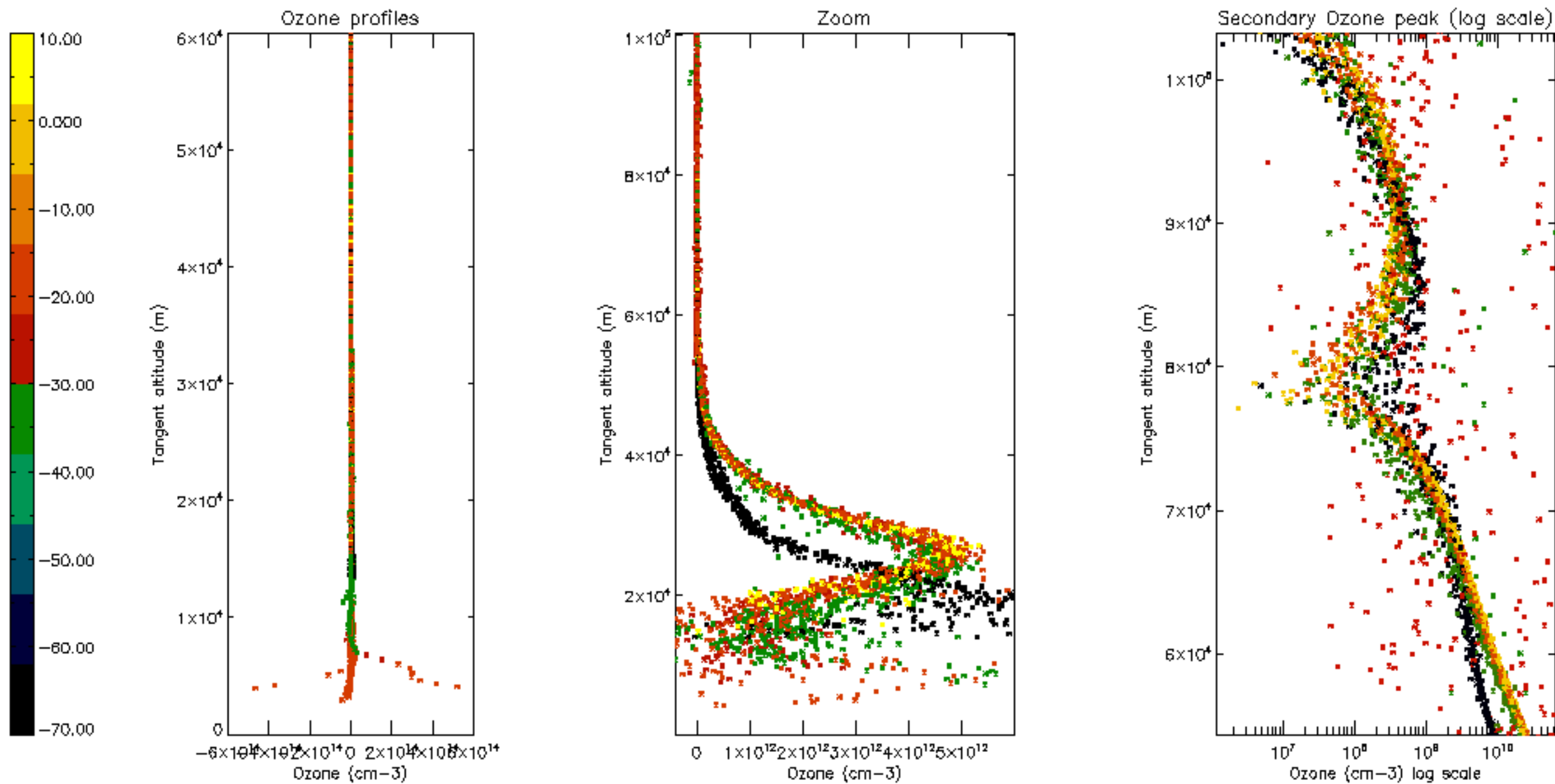


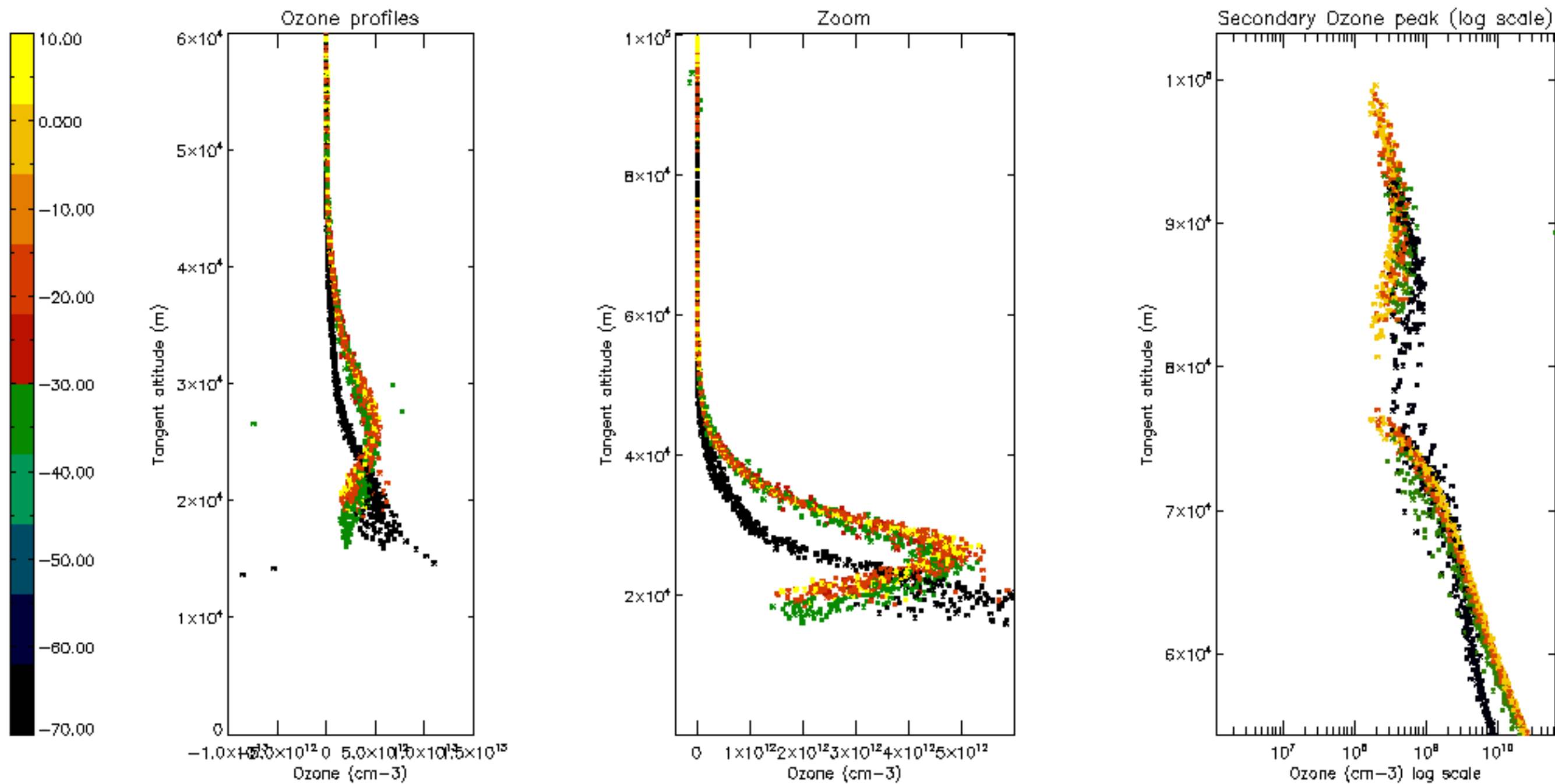
Percentage of star falling outside central band per profile

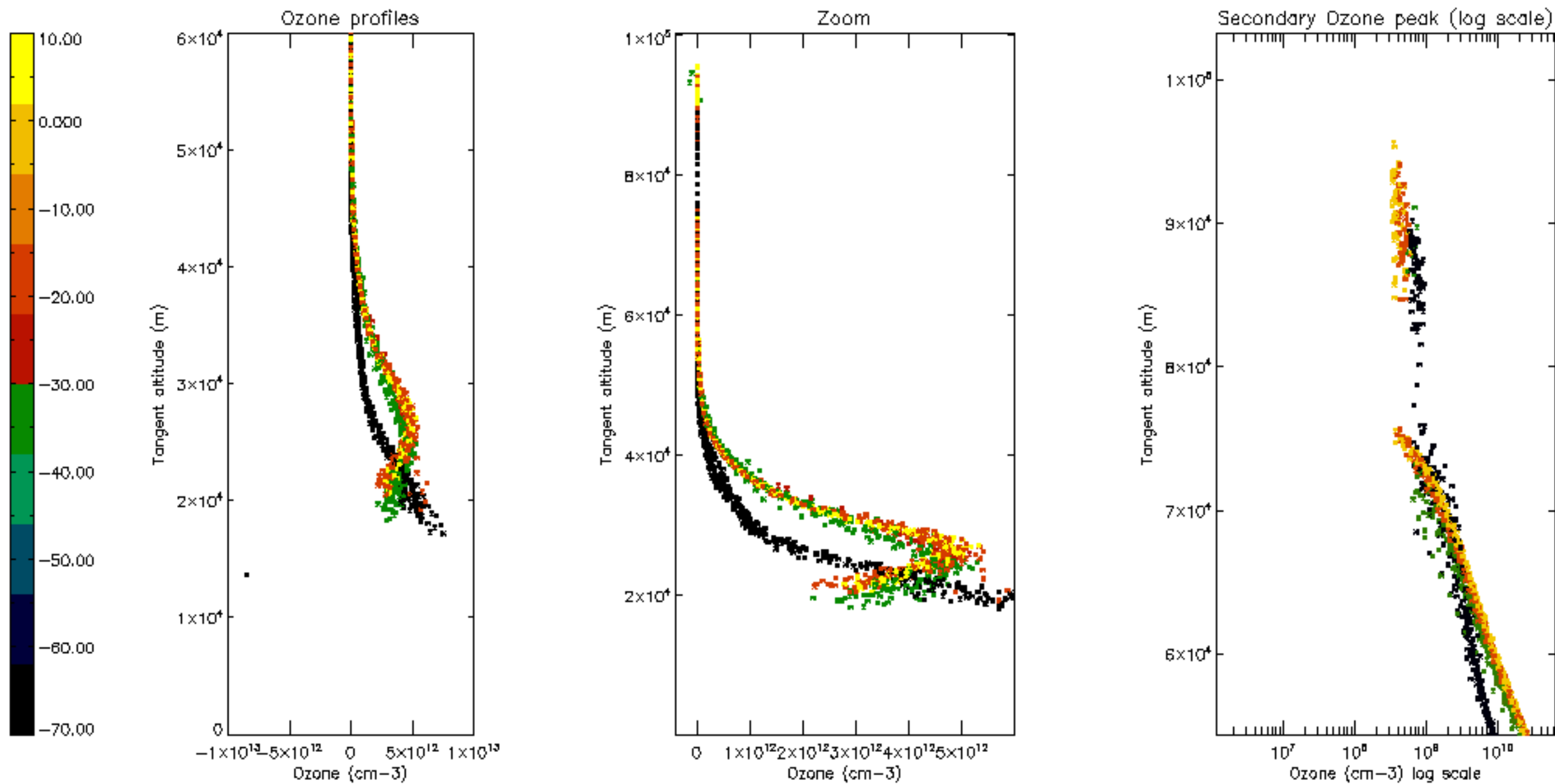


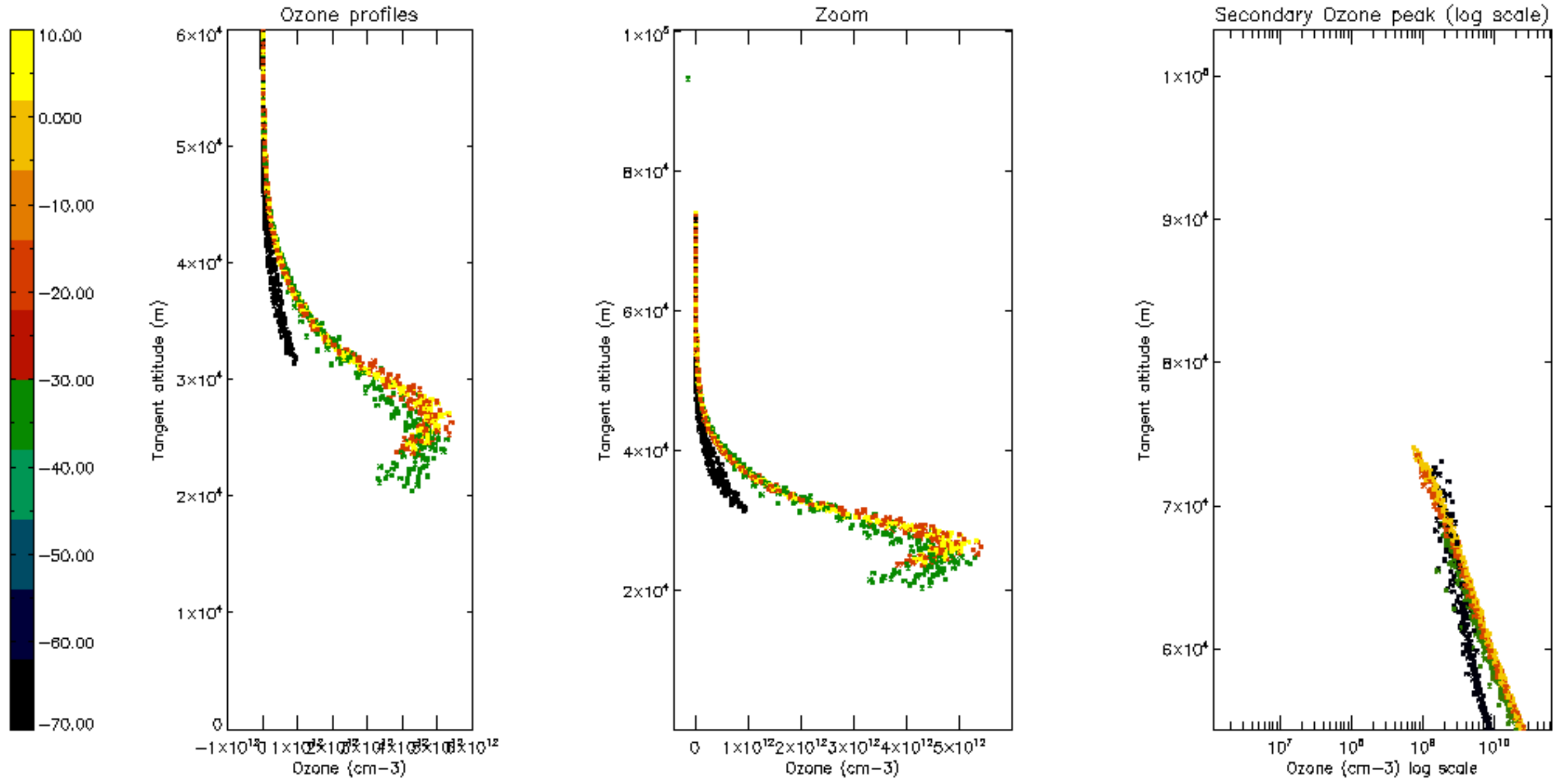
Percentage of saturation errors per profile

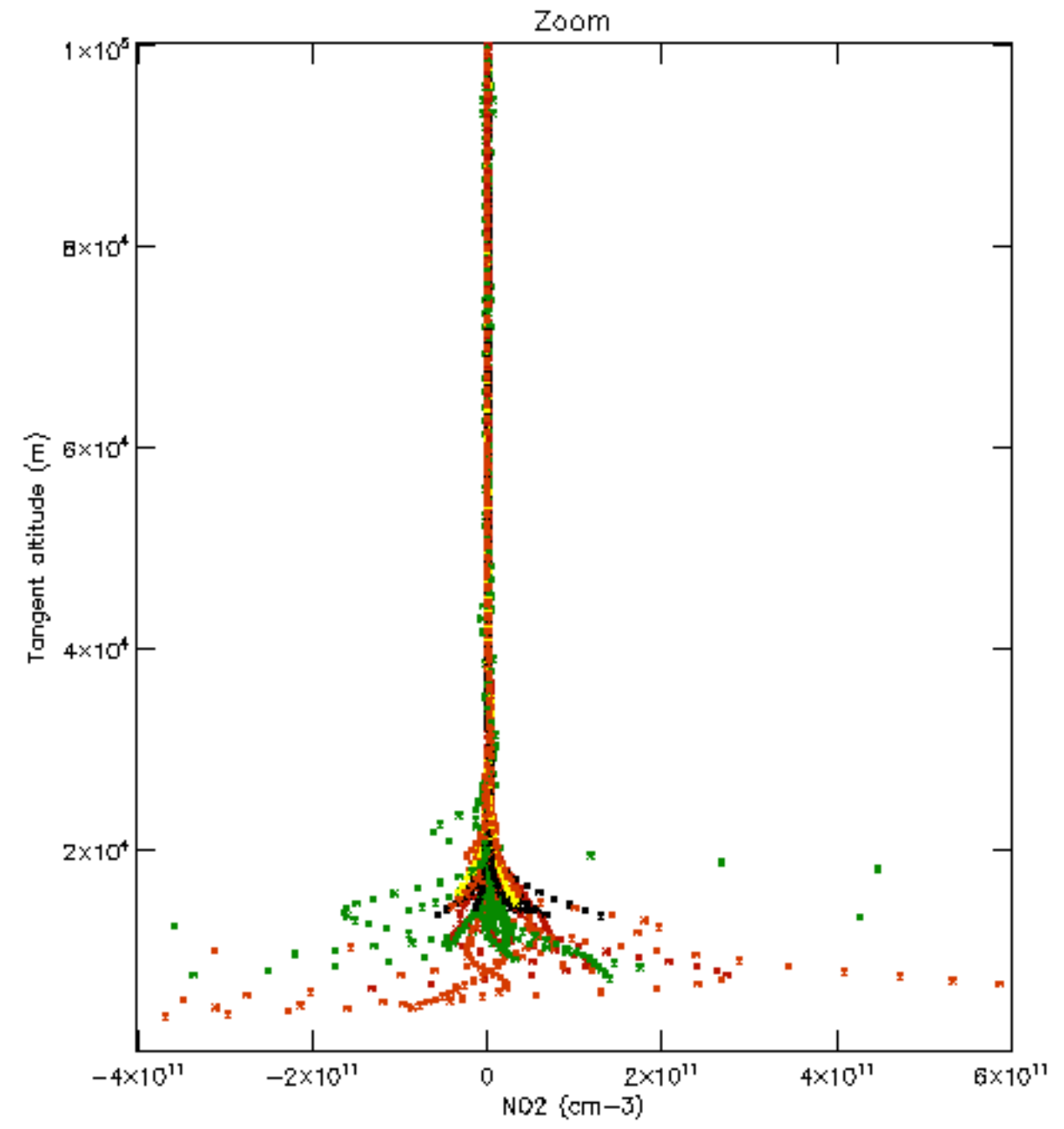
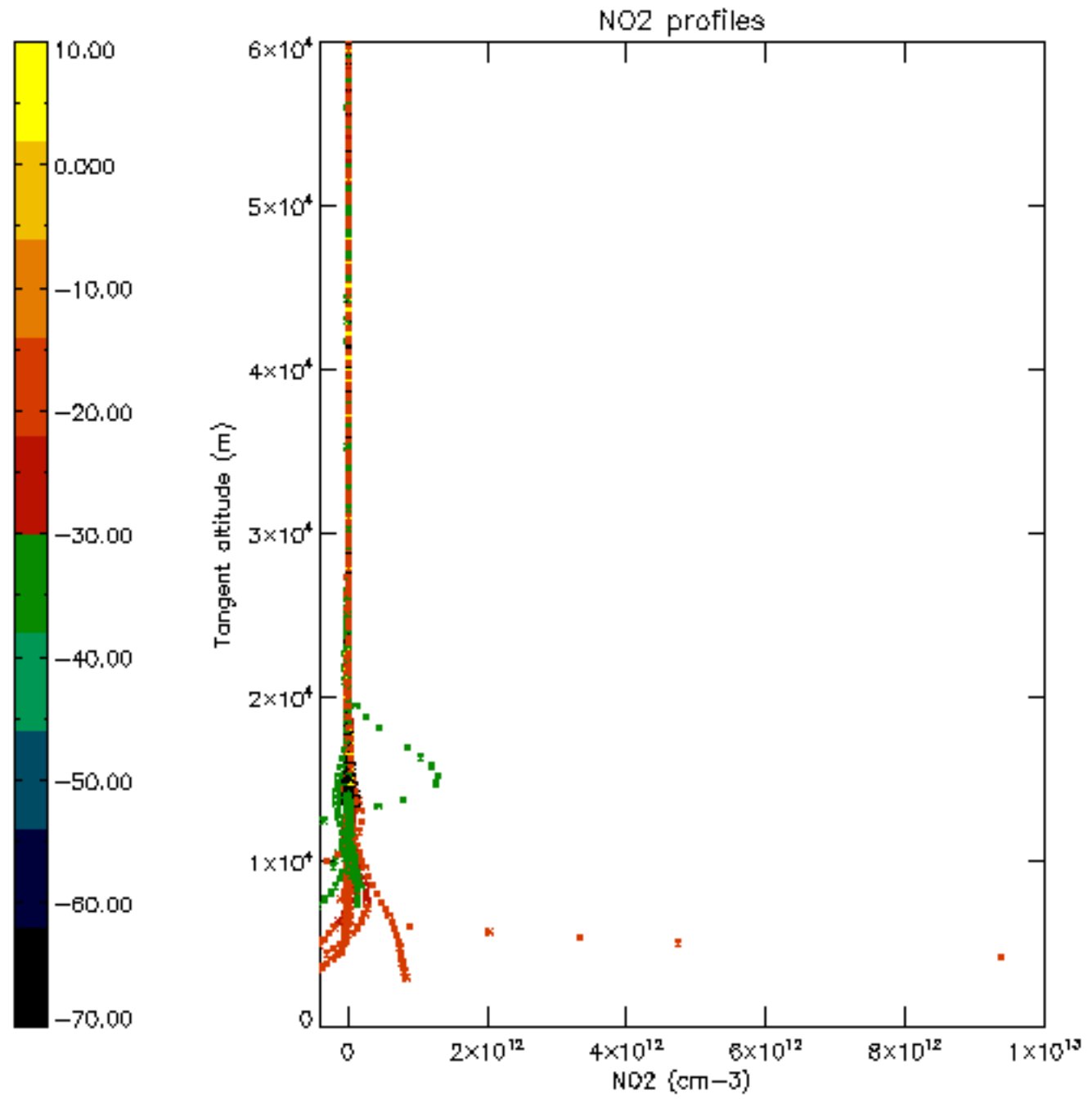


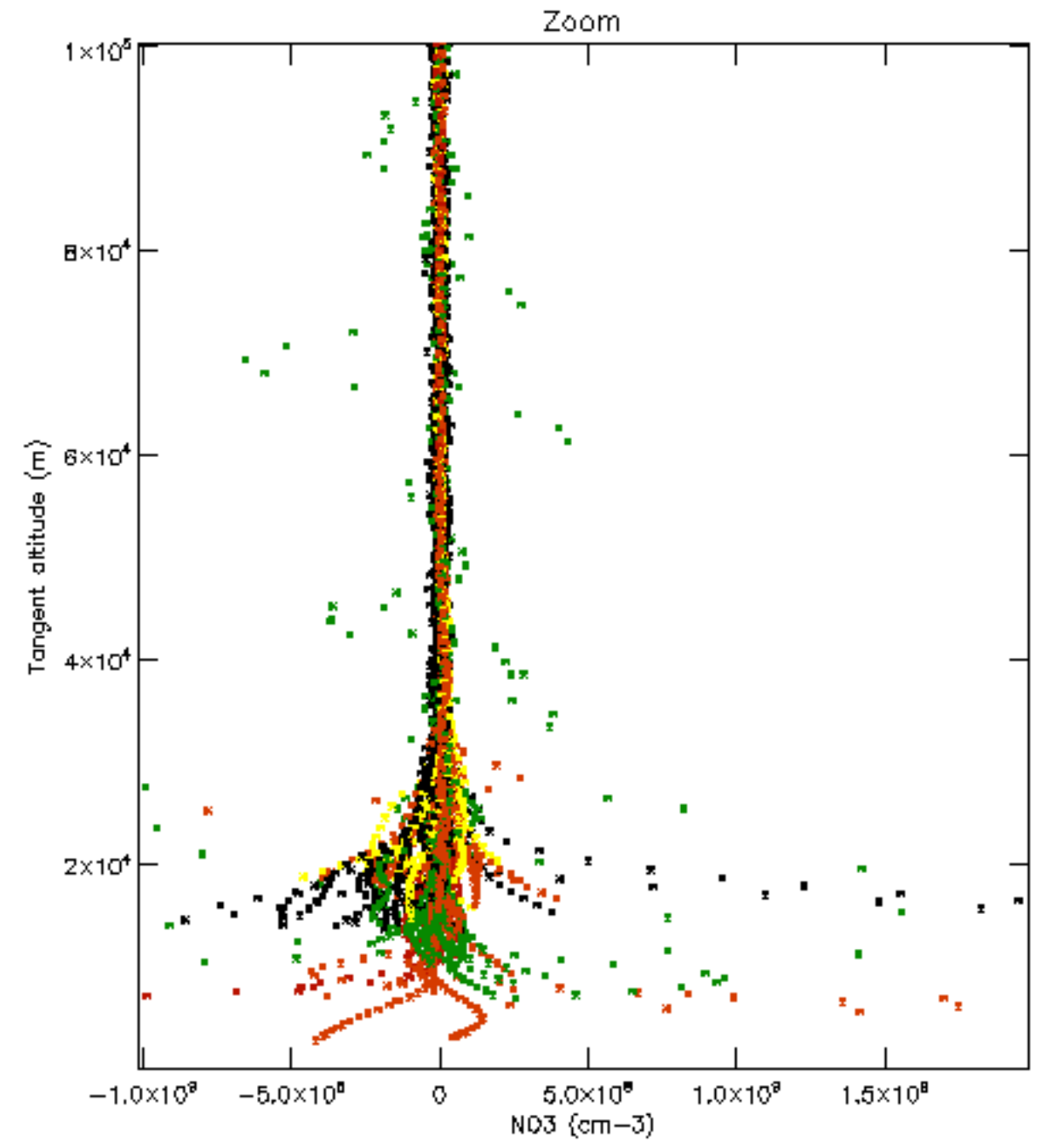
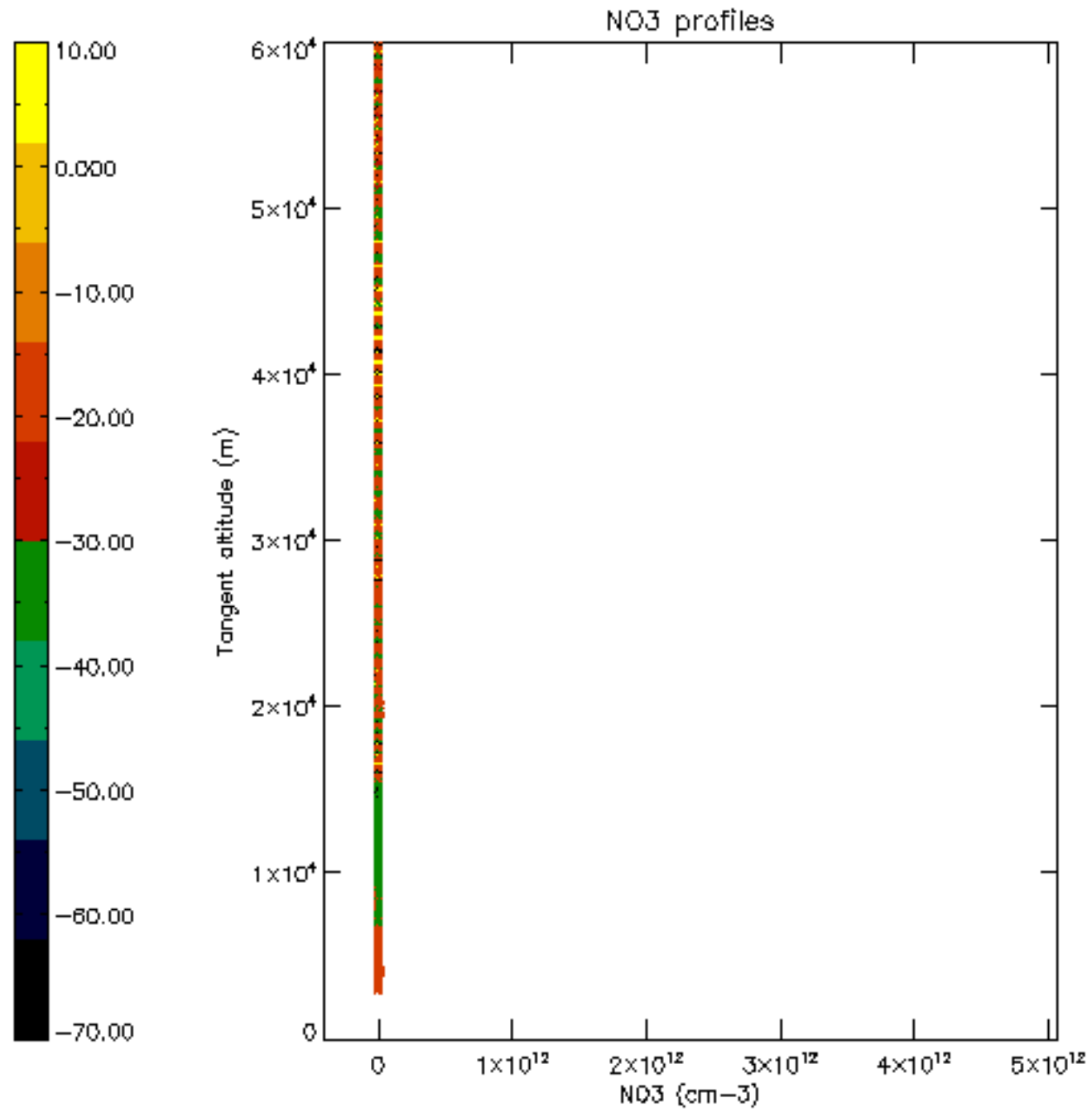


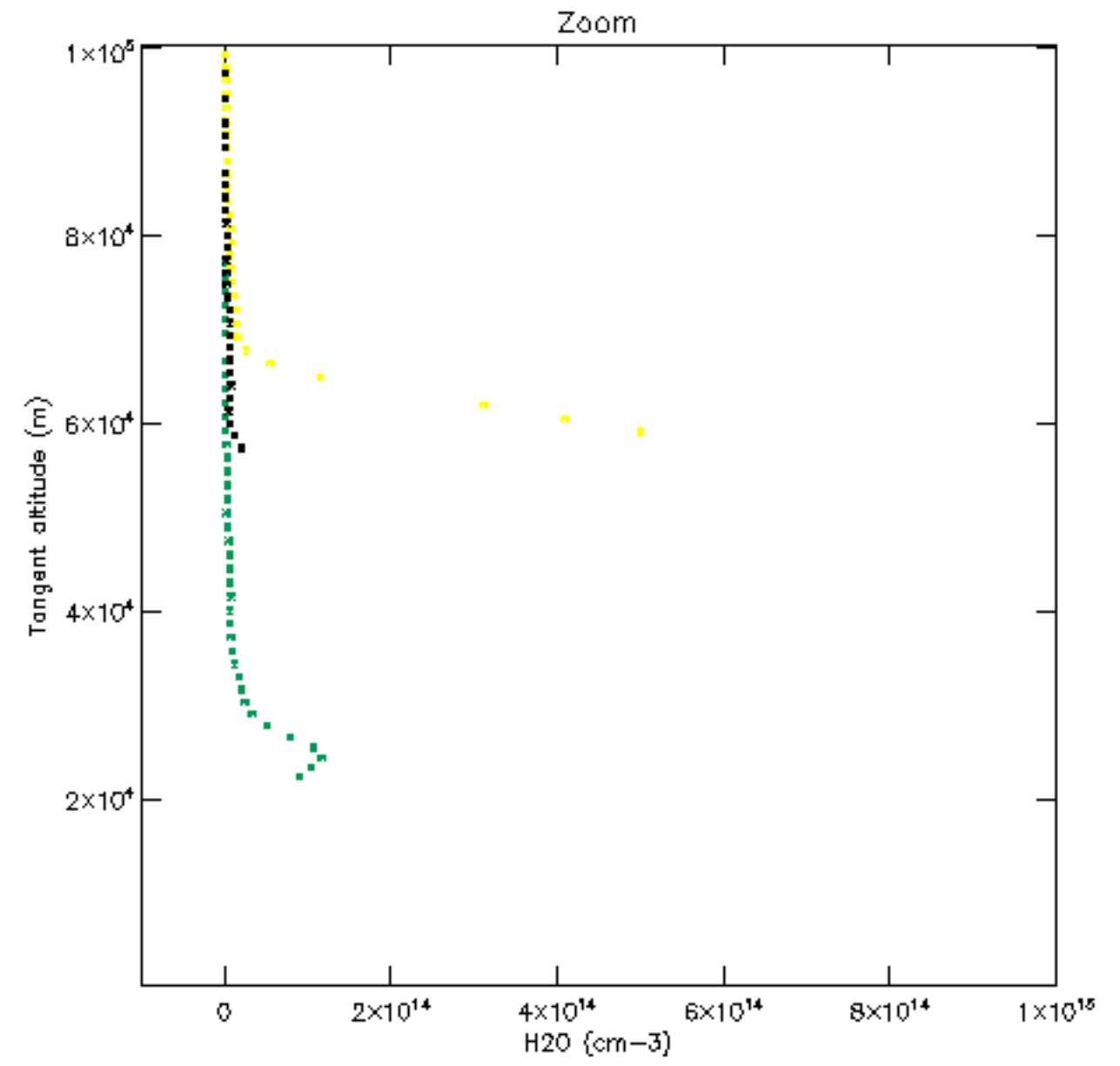
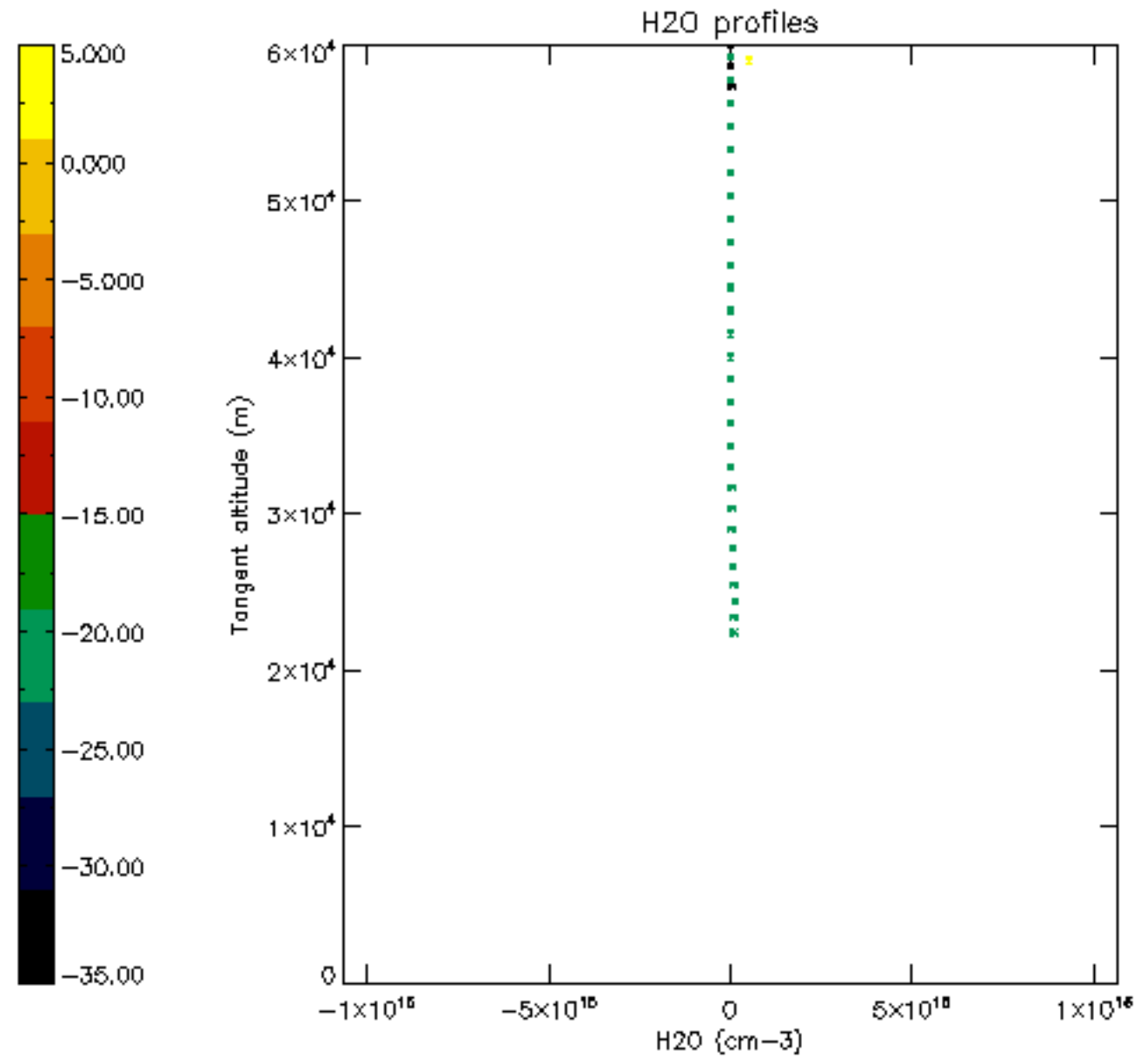


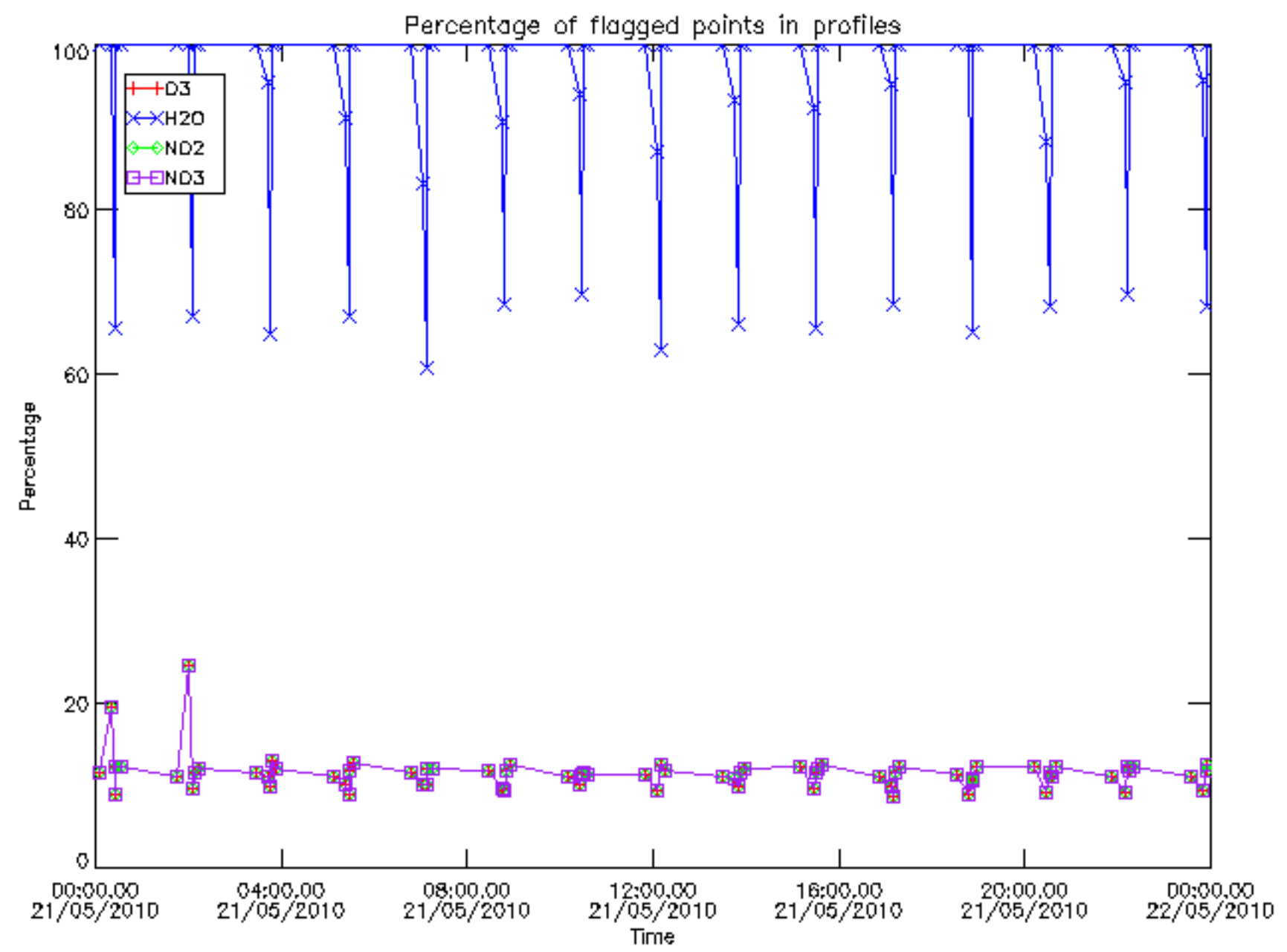




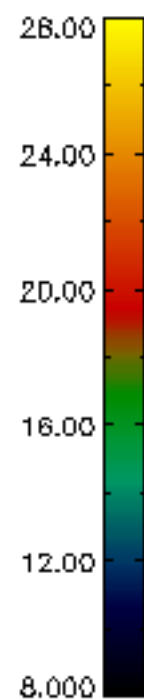
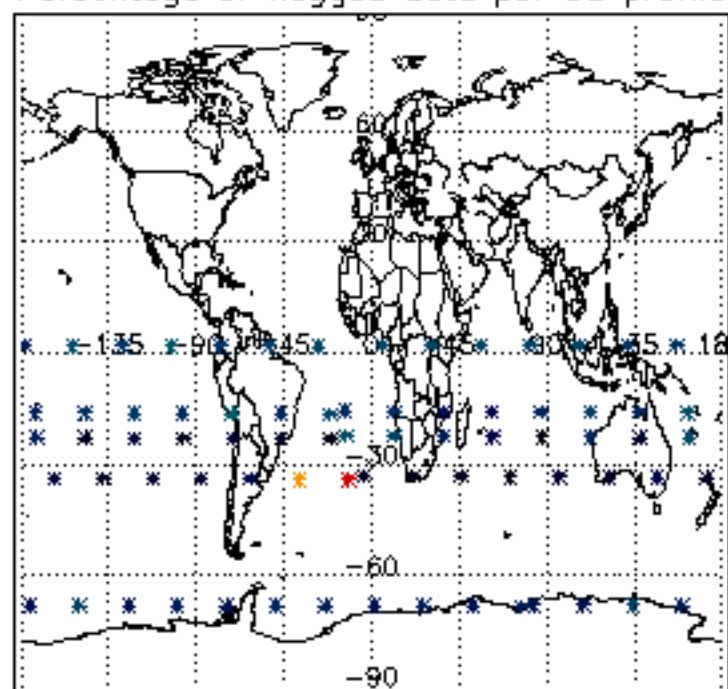




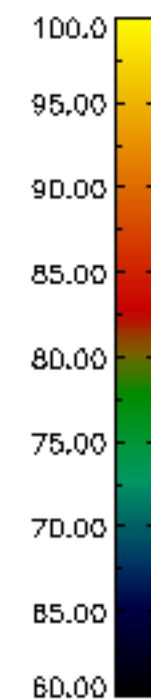
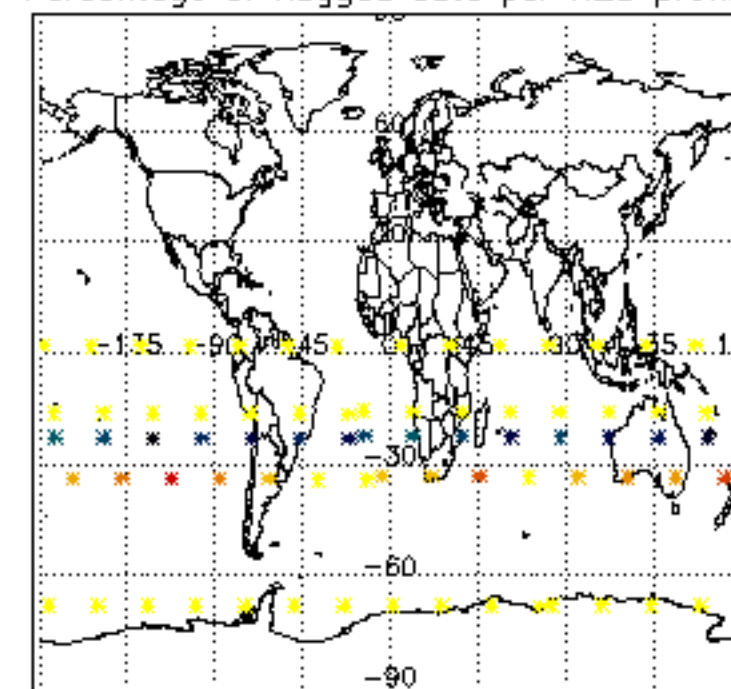




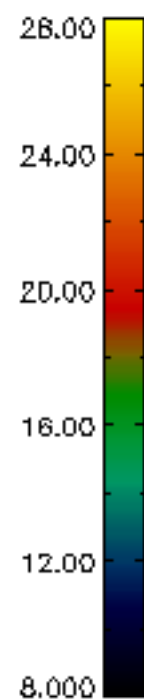
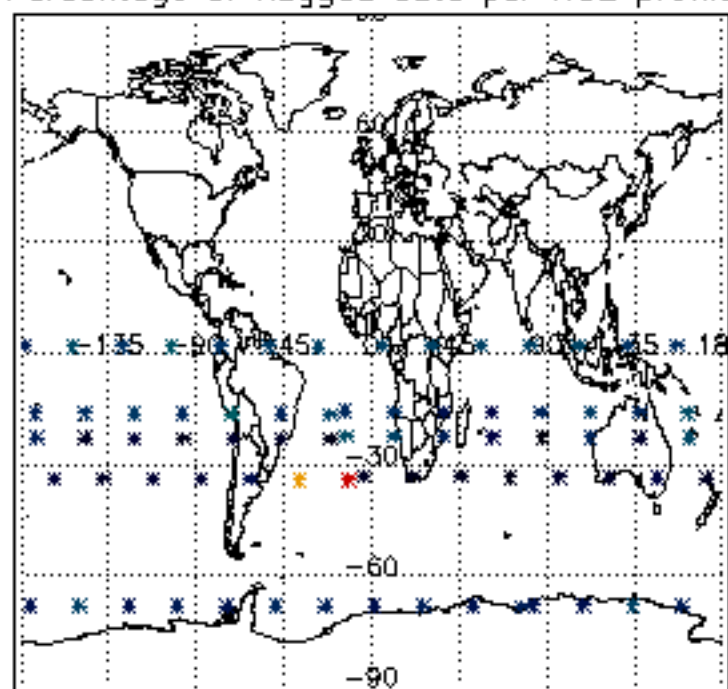
Percentage of flagged data per D3 profile



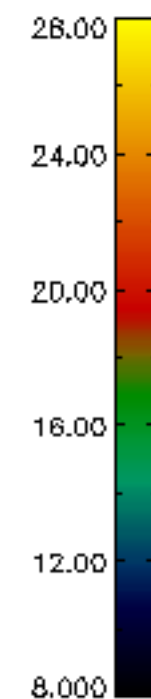
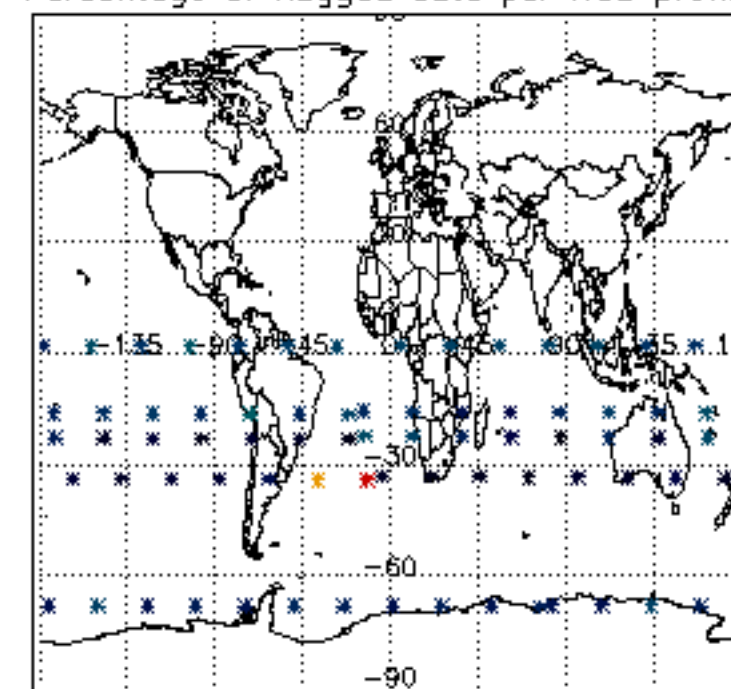
Percentage of flagged data per H2O profile

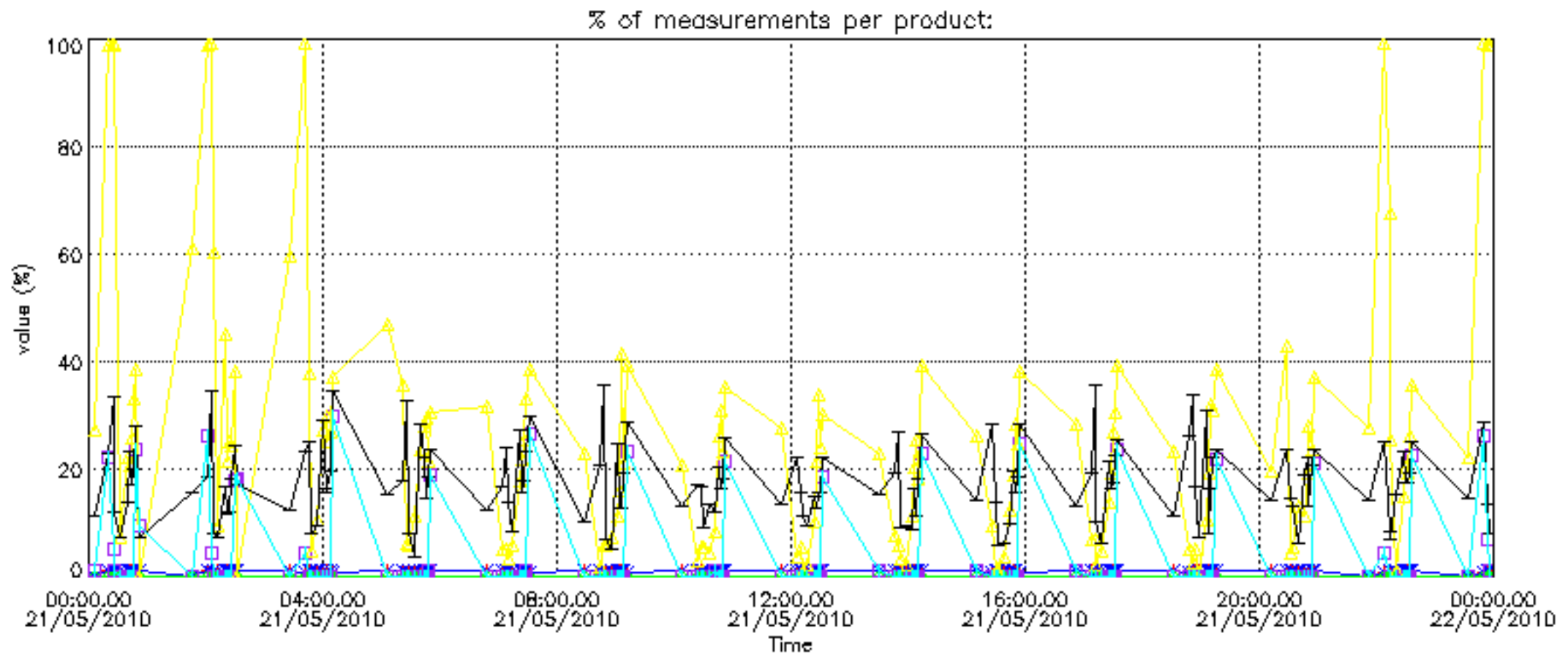


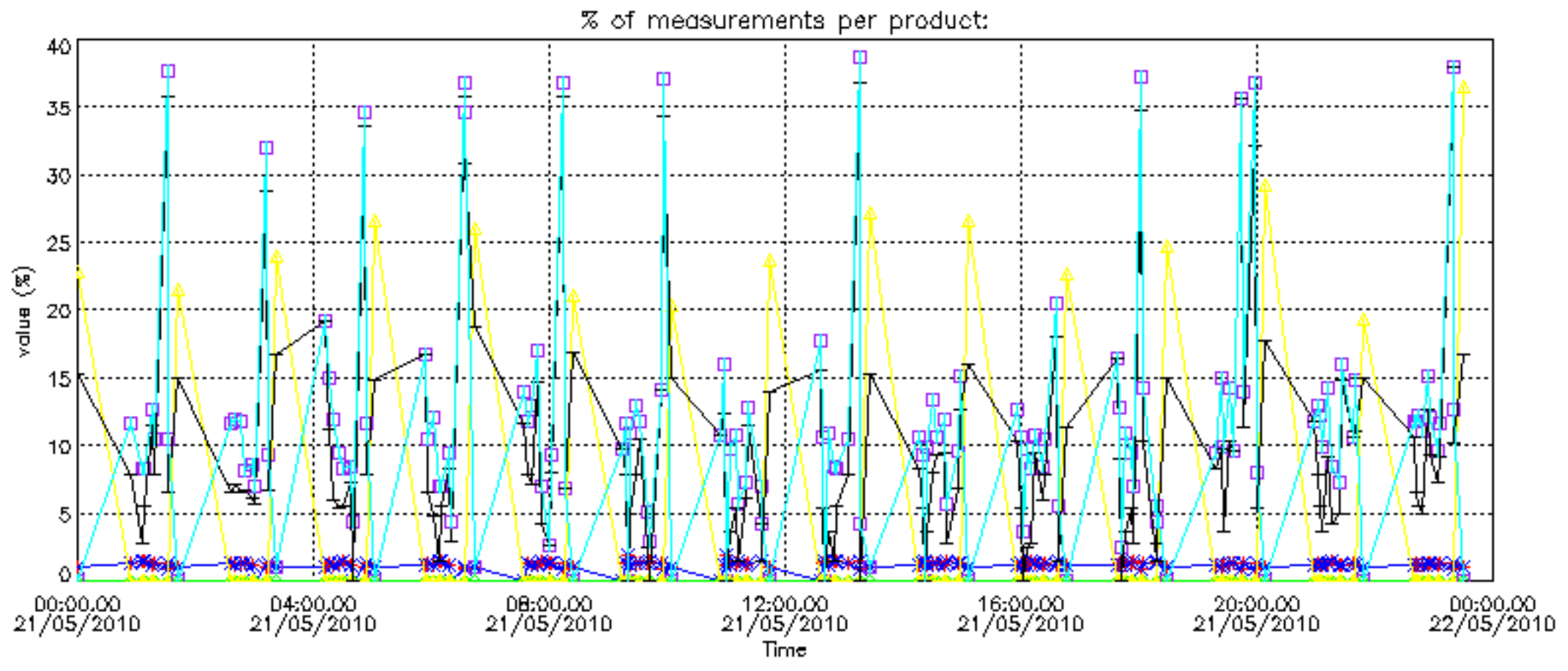
Percentage of flagged data per NO2 profile



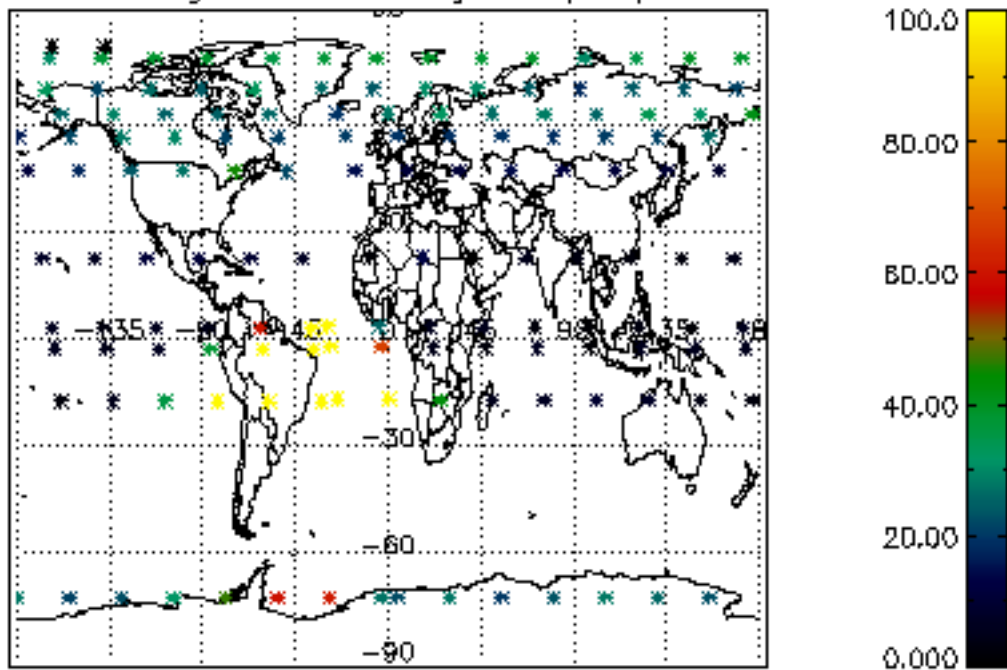
Percentage of flagged data per NO3 profile



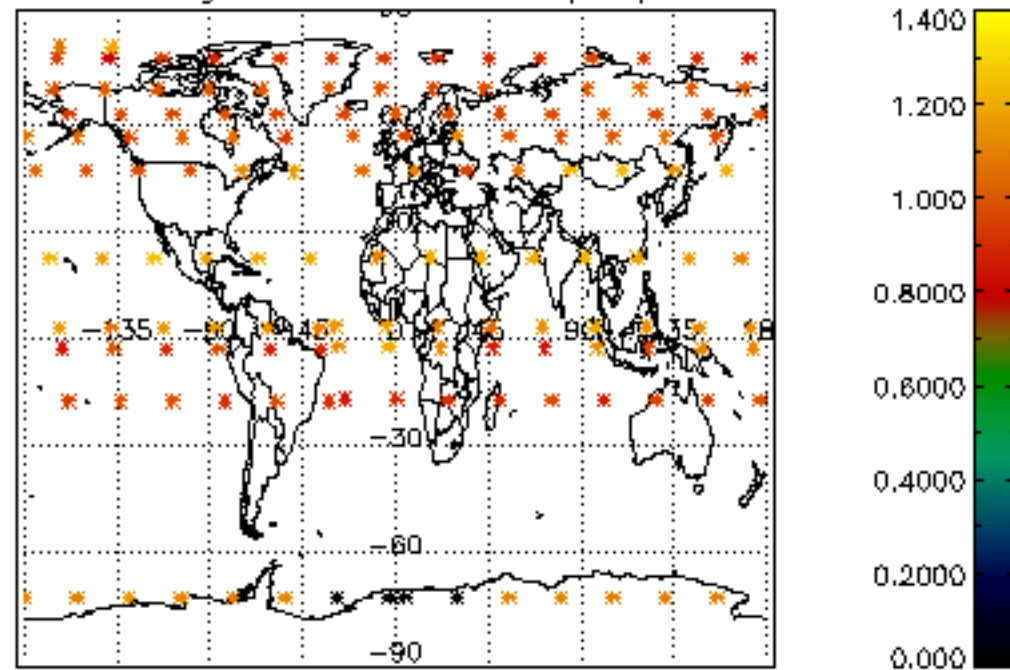




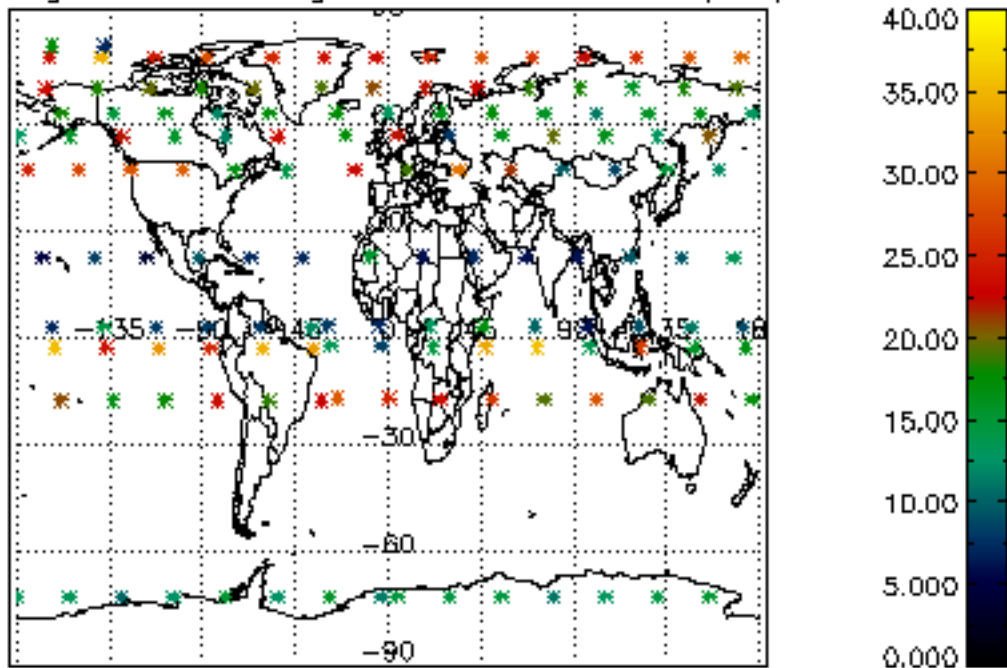
Percentage of cosmic ray hits per profile



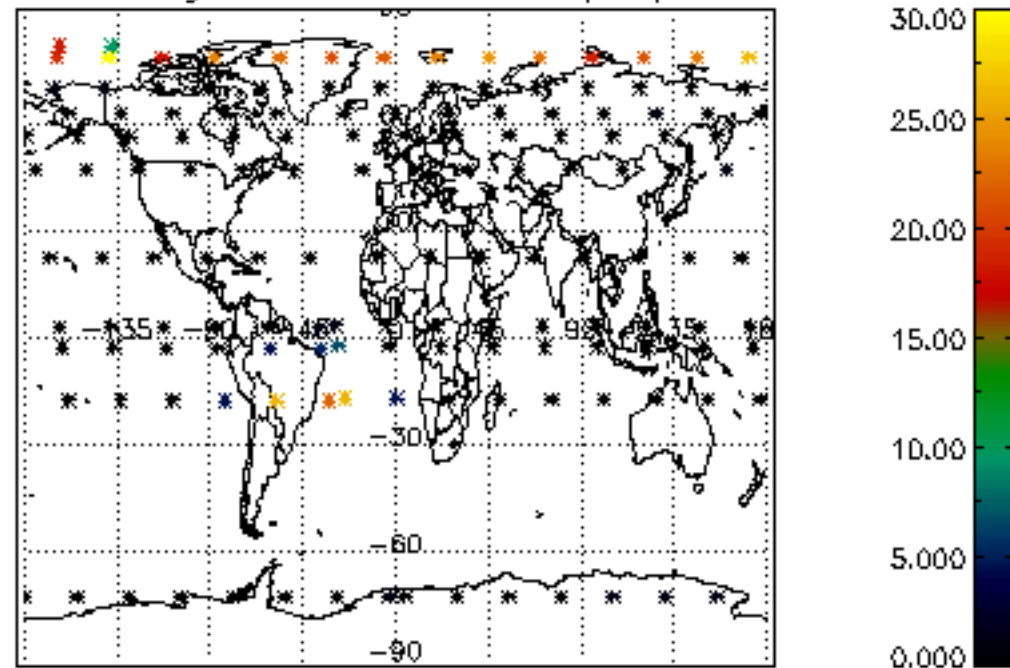
Percentage of datation errors per profile



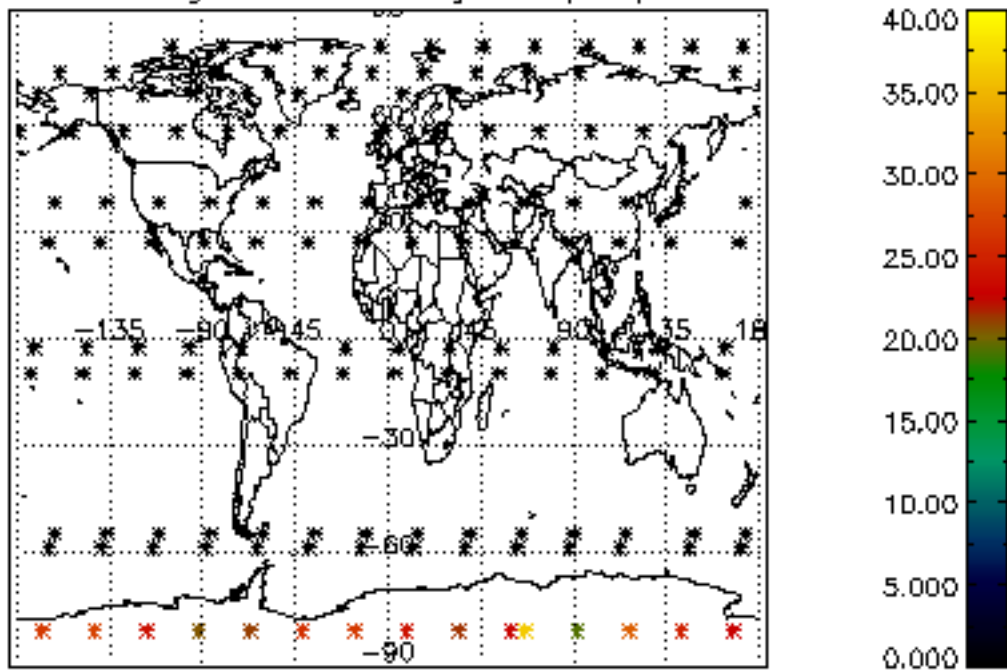
Percentage of star falling outside central band per profile



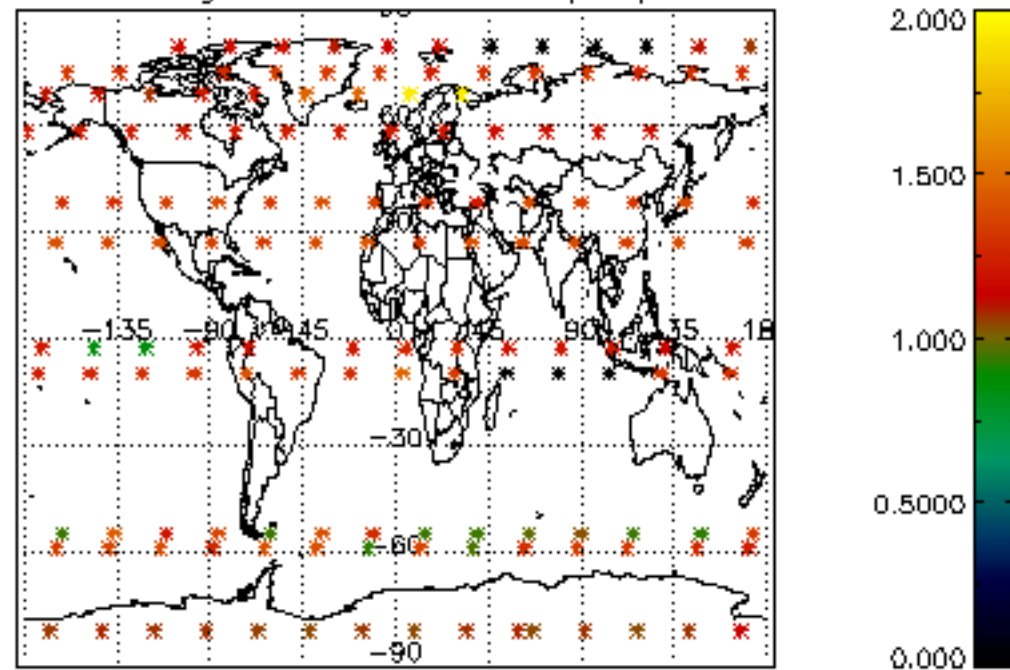
Percentage of saturation errors per profile



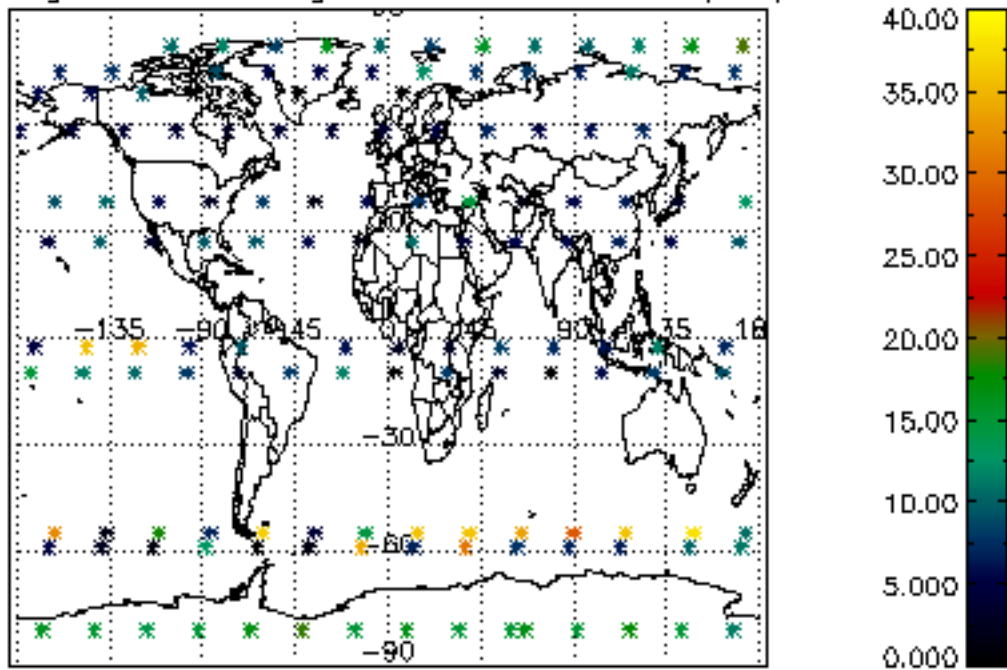
Percentage of cosmic ray hits per profile



Percentage of datation errors per profile



Percentage of star falling outside central band per profile



Percentage of saturation errors per profile

