

GOMOS Level 2 Daily Report

SUMMARY

[1. General Info](#)

[2. Summary of processed GOM_NL_2P products](#)

[3. Level 2 Quality information per product](#)

[3.1 Plot of level 2 quality information per product \(time dependant\)](#)

[3.2 Plot of level 2 quality information per product \(world map\)](#)

[4. Level 1 Quality information per product \(stored on level 2 products\)](#)

[4.1 Plot of level 1 quality information per product \(time dependant\)](#)

[4.1.1 Plot of level 1 quality information per product \(time dependant\): ASCENDING](#)

[4.1.2 Plot of level 1 quality information per product \(time dependant\): DESCENDING](#)

[4.2 Plot of level 1 quality information per product \(world map\)](#)

[4.2.1 Plot of level 1 quality information per product \(world map\): ASCENDING](#)

[4.2.2 Plot of level 1 quality information per product \(world map\): DESCENDING](#)

[5. Ozone profiles based on quality statistics and other trace gas profiles](#)

[5.1 Ozone statistics based on quality of products](#)

[5.2 Plot ozone profiles for all STD \(dark without errors\)](#)

[5.3 Plot ozone profiles where STD < 20% \(dark without errors\)](#)

[5.4. Plot ozone profiles where STD < 10% \(dark without errors\)](#)

[5.5. Plot ozone profiles where STD < 5% \(dark without errors\)](#)

[5.6 Plot NO2 profiles for all STD \(dark without errors\)](#)

[5.7 Plot NO3 profiles for all STD \(dark without errors\)](#)

[5.8 Plot H2O profiles \(only for occultations of stars 1,2,3,4,13,14,16,26,63 dark without errors\) for all STD](#)

[6. Auxiliary Data Files used for the production reported in section 2](#)

This report presents the daily analysis on parameters extracted from GOMOS level 2 data (GOM_NL__2P). It is intended to monitor some important parameters that will impact the quality of these products. A list of level 2 products (and content) that have arrived during the reporting day to the PCF is also given.

Item	Value
Time of report generation	29APR2013 10:32:31
Data source version	GOMOS/6.01
Start time of products	08-05-2010 (08MAY2010 00:00:00)
Stop time of products	09-05-2010 (09MAY2010 00:00:00)
Store outputs in DB	Yes
Nb of level 2 prods	289
Nb of prods with errors	0

2. Summary of processed GOM_NL__2P products.

Nr	Filename	UTC Start time	Limb	Duration	Star Id	Star Name	Star Mag	Star Temp	Nb Meas	Orbit	Prod. error
1	GOM_NL__2PRFIN20100508_000001_000000492089_00159_42798_8385.N1	08-MAY-2010 00:00:01	Bright	49.000	74	11Bet Cas	2.2680	6600.0	98	42798	No
2	GOM_NL__2PRFIN20100508_000951_000000542089_00159_42798_8386.N1	08-MAY-2010 00:09:51	Twilight	54.000	93	53Bet Peg	2.5200	3100.0	108	42798	No
3	GOM_NL__2PRFIN20100508_001404_000000472089_00159_42798_8387.N1	08-MAY-2010 00:14:04	Dark	47.000	90	54Alp Peg	2.4870	11000.	94	42798	No
4	GOM_NL__2PRFIN20100508_002712_000000472089_00159_42798_8388.N1	08-MAY-2010 00:27:12	Dark	46.500	18	24Alp PsA	1.1660	9700.0	93	42798	No
5	GOM_NL__2PRFIN20100508_003303_000000472089_00159_42798_8389.N1	08-MAY-2010 00:33:03	Dark	46.500	31	Alp Gru	1.7340	15200.	93	42798	No
6	GOM_NL__2PRFIN20100508_003838_000000412089_00160_42799_8377.N1	08-MAY-2010 00:38:38	Dark	40.500	45	Alp Pav	1.9400	26000.	81	42799	No
7	GOM_NL__2PRFIN20100508_004607_000000532089_00160_42799_8378.N1	08-MAY-2010 00:46:07	Straylight	52.500	141	Bet Ara	2.8400	4600.0	105	42799	No
8	GOM_NL__2PRFIN20100508_004821_000000552089_00160_42799_8379.N1	08-MAY-2010 00:48:21	Straylight	54.500	40	The Sco	1.8590	7100.0	109	42799	No
9	GOM_NL__2PRFIN20100508_005011_000000342089_00160_42799_8380.N1	08-MAY-2010 00:50:11	Straylight	34.000	25	35Lam Sco	1.6200	28000.	68	42799	No
10	GOM_NL__2PRFIN20100508_005256_000000582089_00160_42799_8381.N1	08-MAY-2010 00:52:56	Straylight	57.500	75	26Eps Sco	2.2910	4250.0	115	42799	No
11	GOM_NL__2PRFIN20100508_005531_000000252089_00160_42799_8382.N1	08-MAY-2010 00:55:31	Twilight	25.000	136	23Tau Sco	2.8220	30000.	50	42799	No
12	GOM_NL__2PRFIN20100508_005651_000000552089_00160_42799_8383.N1	08-MAY-2010 00:56:51	Twilight	55.000	156	20Sig Sco	2.9030	28000.	110	42799	No
13	GOM_NL__2PRFIN20100508_005819_000000532089_00160_42799_8384.N1	08-MAY-2010 00:58:19	Bright	52.500	80	7Del Sco	2.3160	30000.	105	42799	No
14	GOM_NL__2PRFIN20100508_010113_000000412089_00160_42799_8385.N1	08-MAY-2010 01:01:13	Bright	40.500	122	9Alp2Lib	2.7470	9700.0	81	42799	No
15	GOM_NL__2PRFIN20100508_010317_000000452089_00160_42799_8386.N1	08-MAY-2010 01:03:17	Bright	44.500	104	27Bet Lib	2.6140	13100.	89	42799	No
16	GOM_NL__2PRFIN20100508_011134_000000372089_00160_42799_8387.N1	08-MAY-2010 01:11:34	Bright	37.000	111	8Eta Boo	2.6800	6000.0	74	42799	No
17	GOM_NL__2PRFIN20100508_011445_000000422089_00160_42799_8388.N1	08-MAY-2010 01:14:45	Bright	41.500	83		2.3780	11000.	83	42799	No
18	GOM_NL__2PRFIN20100508_011750_000000412089_00160_42799_8389.N1	08-MAY-2010 01:17:50	Bright	41.000	180	27Gam Boo	3.0400	8000.0	82	42799	No
19	GOM_NL__2PRFIN20100508_012025_000000382089_00160_42799_8390.N1	08-MAY-2010 01:20:25	Bright	38.000	39	85Eta UMa	1.8540	24000.	76	42799	No
20	GOM_NL__2PRFIN20100508_012704_000000452089_00160_42799_8391.N1	08-MAY-2010 01:27:04	Bright	44.500	119	14Eta Dra	2.7270	4700.0	89	42799	No
21	GOM_NL__2PRFIN20100508_013748_000000452089_00160_42799_8392.N1	08-MAY-2010 01:37:48	Bright	45.000	89	5Alp Cep	2.4510	8000.0	90	42799	No
22	GOM_NL__2PRFIN20100508_014037_000000532089_00160_42799_8393.N1	08-MAY-2010 01:40:37	Bright	53.000	74	11Bet Cas	2.2680	6600.0	106	42799	No
23	GOM_NL__2PRFIN20100508_015027_000000502089_00160_42799_8394.N1	08-MAY-2010 01:50:27	Twilight	49.500	93	53Bet Peg	2.5200	3100.0	99	42799	No
24	GOM_NL__2PRFIN20100508_015441_000000492089_00160_42799_8395.N1	08-MAY-2010 01:54:41	Dark	49.000	90	54Alp Peg	2.4870	11000.	98	42799	No
25	GOM_NL__2PRFIN20100508_020749_000000572089_00160_42799_8396.N1	08-MAY-2010 02:07:49	Dark	57.000	18	24Alp PsA	1.1660	9700.0	114	42799	No
26	GOM_NL__2PRFIN20100508_021339_000000422089_00160_42799_8397.N1	08-MAY-2010 02:13:39	Dark	41.500	31	Alp Gru	1.7340	15200.	83	42799	No
27	GOM_NL__2PRFIN20100508_021915_000000412089_00161_42800_8385.N1	08-MAY-2010 02:19:15	Dark	40.500	45	Alp Pav	1.9400	26000.	81	42800	No
28	GOM_NL__2PRFIN20100508_022643_000000532089_00161_42800_8386.N1	08-MAY-2010 02:26:43	Straylight	52.500	141	Bet Ara	2.8400	4600.0	105	42800	No
29	GOM_NL__2PRFIN20100508_022857_000000562089_00161_42800_8387.N1	08-MAY-2010 02:28:57	Straylight	55.500	40	The Sco	1.8590	7100.0	111	42800	No
30	GOM_NL__2PRFIN20100508_023048_000000372089_00161_42800_8388.N1	08-MAY-2010 02:30:48	Straylight	37.000	25	35Lam Sco	1.6200	28000.	74	42800	No
31	GOM_NL__2PRFIN20100508_023332_000000562089_00161_42800_8389.N1	08-MAY-2010 02:33:32	Straylight	56.000	75	26Eps Sco	2.2910	4250.0	112	42800	No
32	GOM_NL__2PRFIN20100508_023608_000000292089_00161_42800_8390.N1	08-MAY-2010 02:36:08	Twilight	29.000	136	23Tau Sco	2.8220	30000.	58	42800	No
33	GOM_NL__2PRFIN20100508_023728_000000562089_00161_42800_8391.N1	08-MAY-2010 02:37:28	Twilight	56.000	156	20Sig Sco	2.9030	28000.	112	42800	No
34	GOM_NL__2PRFIN20100508_023856_000000562089_00161_42800_8392.N1	08-MAY-2010 02:38:56	Bright	55.500	80	7Del Sco	2.3160	30000.	111	42800	No
35	GOM_NL__2PRFIN20100508_024149_000000422089_00161_42800_8393.N1	08-MAY-2010 02:41:49	Bright	42.000	122	9Alp2Lib	2.7470	9700.0	84	42800	No
36	GOM_NL__2PRFIN20100508_024353_000000452089_00161_42800_8394.N1	08-MAY-2010 02:43:53	Bright	44.500	104	27Bet Lib	2.6140	13100.	89	42800	No
37	GOM_NL__2PRFIN20100508_025210_000000362089_00161_42800_8395.N1	08-MAY-2010 02:52:10	Bright	36.000	111	8Eta Boo	2.6800	6000.0	72	42800	No
38	GOM_NL__2PRFIN20100508_025521_000000452089_00161_42800_8396.N1	08-MAY-2010 02:55:21	Bright	45.000	83		2.3780	11000.	90	42800	No
39	GOM_NL__2PRFIN20100508_025826_000000372089_00161_42800_8397.N1	08-MAY-2010 02:58:26	Bright	36.500	180	27Gam Boo	3.0400	8000.0	73	42800	No
40	GOM_NL__2PRFIN20100508_030101_000000382089_00161_42800_8398.N1	08-MAY-2010 03:01:01	Bright	38.000	39	85Eta UMa	1.8540	24000.	76	42800	No
41	GOM_NL__2PRFIN20100508_030740_000000442089_00161_42800_8399.N1	08-MAY-2010 03:07:40	Bright	44.000	119	14Eta Dra	2.7270	4700.0	88	42800	No
42	GOM_NL__2PRFIN20100508_031823_000000462089_00161_42800_8400.N1	08-MAY-2010 03:18:23	Bright	46.000	89	5Alp Cep	2.4510	8000.0	92	42800	No

43	GOM_NL__2PRFIN20100508_032113_000000382089_00161_42800_8401.N1	08-MAY-2010 03:21:13	Bright	37.500	74	11Bet Cas	2.2680	6600.0	75	42800	No
44	GOM_NL__2PRFIN20100508_033103_000000512089_00161_42800_8402.N1	08-MAY-2010 03:31:03	Tw_i_and_stray	51.000	93	53Bet Peg	2.5200	3100.0	102	42800	No
45	GOM_NL__2PRFIN20100508_033517_000000482089_00161_42800_8403.N1	08-MAY-2010 03:35:17	Dark	48.000	90	54Alp Peg	2.4870	11000.	96	42800	No
46	GOM_NL__2PRFIN20100508_034825_000000452089_00161_42800_8404.N1	08-MAY-2010 03:48:25	Dark	45.000	18	24Alp PsA	1.1660	9700.0	90	42800	No
47	GOM_NL__2PRFIN20100508_035416_000000512089_00161_42800_8405.N1	08-MAY-2010 03:54:16	Dark	50.500	31	Alp Gru	1.7340	15200.	101	42800	No
48	GOM_NL__2PRFIN20100508_035951_000000462089_00162_42801_8393.N1	08-MAY-2010 03:59:51	Dark	46.000	45	Alp Pav	1.9400	26000.	92	42801	No
49	GOM_NL__2PRFIN20100508_040720_000000452089_00162_42801_8394.N1	08-MAY-2010 04:07:20	Straylight	44.500	141	Bet Ara	2.8400	4600.0	89	42801	No
50	GOM_NL__2PRFIN20100508_040934_000000572089_00162_42801_8395.N1	08-MAY-2010 04:09:34	Straylight	56.500	40	The Sco	1.8590	7100.0	113	42801	No
51	GOM_NL__2PRFIN20100508_041125_000000372089_00162_42801_8396.N1	08-MAY-2010 04:11:25	Straylight	37.000	25	35Lam Sco	1.6200	28000.	74	42801	No
52	GOM_NL__2PRFIN20100508_041409_000000552089_00162_42801_8397.N1	08-MAY-2010 04:14:09	Straylight	54.500	75	26Eps Sco	2.2910	4250.0	109	42801	No
53	GOM_NL__2PRFIN20100508_041644_000000292089_00162_42801_8398.N1	08-MAY-2010 04:16:44	Tw_i_and_stray	29.000	136	23Tau Sco	2.8220	30000.	58	42801	No
54	GOM_NL__2PRFIN20100508_041804_000000522089_00162_42801_8399.N1	08-MAY-2010 04:18:04	Tw_i_and_stray	52.000	156	20Sig Sco	2.9030	28000.	104	42801	No
55	GOM_NL__2PRFIN20100508_041932_000000552089_00162_42801_8400.N1	08-MAY-2010 04:19:32	Bright	54.500	80	7Del Sco	2.3160	30000.	109	42801	No
56	GOM_NL__2PRFIN20100508_042226_000000392089_00162_42801_8401.N1	08-MAY-2010 04:22:26	Bright	39.000	122	9Alp2Lib	2.7470	9700.0	78	42801	No
57	GOM_NL__2PRFIN20100508_042429_000000442089_00162_42801_8402.N1	08-MAY-2010 04:24:29	Bright	43.500	104	27Bet Lib	2.6140	13100.	87	42801	No
58	GOM_NL__2PRFIN20100508_043246_000000362089_00162_42801_8403.N1	08-MAY-2010 04:32:46	Bright	36.000	111	8Eta Boo	2.6800	6000.0	72	42801	No
59	GOM_NL__2PRFIN20100508_043556_000000442089_00162_42801_8404.N1	08-MAY-2010 04:35:56	Bright	43.500	83		2.3780	11000.	87	42801	No
60	GOM_NL__2PRFIN20100508_043902_000000402089_00162_42801_8405.N1	08-MAY-2010 04:39:02	Bright	40.000	180	27Gam Boo	3.0400	8000.0	80	42801	No
61	GOM_NL__2PRFIN20100508_044137_000000352089_00162_42801_8406.N1	08-MAY-2010 04:41:37	Bright	35.000	39	85Eta UMa	1.8540	24000.	70	42801	No
62	GOM_NL__2PRFIN20100508_044815_000000452089_00162_42801_8407.N1	08-MAY-2010 04:48:15	Bright	44.500	119	14Eta Dra	2.7270	4700.0	89	42801	No
63	GOM_NL__2PRFIN20100508_045859_000000442089_00162_42801_8408.N1	08-MAY-2010 04:58:59	Bright	43.500	89	5Alp Cep	2.4510	8000.0	87	42801	No
64	GOM_NL__2PRFIN20100508_050149_000000362089_00162_42801_8409.N1	08-MAY-2010 05:01:49	Bright	35.500	74	11Bet Cas	2.2680	6600.0	71	42801	No
65	GOM_NL__2PRFIN20100508_051139_000000612089_00162_42801_8410.N1	08-MAY-2010 05:11:39	Tw_i_and_stray	61.000	93	53Bet Peg	2.5200	3100.0	122	42801	No
66	GOM_NL__2PRFIN20100508_051554_000000482089_00162_42801_8411.N1	08-MAY-2010 05:15:54	Dark	47.500	90	54Alp Peg	2.4870	11000.	95	42801	No
67	GOM_NL__2PRFIN20100508_052902_000000492089_00162_42801_8412.N1	08-MAY-2010 05:29:02	Dark	49.000	18	24Alp PsA	1.1660	9700.0	98	42801	No
68	GOM_NL__2PRFIN20100508_053453_000000432089_00162_42801_8413.N1	08-MAY-2010 05:34:53	Dark	43.000	31	Alp Gru	1.7340	15200.	86	42801	No
69	GOM_NL__2PRFIN20100508_054028_000000422089_00163_42802_8401.N1	08-MAY-2010 05:40:28	Dark	41.500	45	Alp Pav	1.9400	26000.	83	42802	No
70	GOM_NL__2PRFIN20100508_054756_000000502089_00163_42802_8402.N1	08-MAY-2010 05:47:56	Straylight	49.500	141	Bet Ara	2.8400	4600.0	99	42802	No
71	GOM_NL__2PRFIN20100508_055011_000000542089_00163_42802_8403.N1	08-MAY-2010 05:50:11	Straylight	54.000	40	The Sco	1.8590	7100.0	108	42802	No
72	GOM_NL__2PRFIN20100508_055201_000000392089_00163_42802_8404.N1	08-MAY-2010 05:52:01	Straylight	39.000	25	35Lam Sco	1.6200	28000.	78	42802	No
73	GOM_NL__2PRFIN20100508_055445_000000582089_00163_42802_8405.N1	08-MAY-2010 05:54:45	Straylight	58.000	75	26Eps Sco	2.2910	4250.0	116	42802	No
74	GOM_NL__2PRFIN20100508_055721_000000342089_00163_42802_8406.N1	08-MAY-2010 05:57:21	Tw_i_and_stray	34.000	136	23Tau Sco	2.8220	30000.	68	42802	No
75	GOM_NL__2PRFIN20100508_055810_000000252089_00163_42802_8407.N1	08-MAY-2010 05:58:10	Tw_i_and_stray	25.000	16	21Alp Sco	1.0200	3000.0	50	42802	No
76	GOM_NL__2PRFIN20100508_060008_000000582089_00163_42802_8408.N1	08-MAY-2010 06:00:08	Bright	58.000	80	7Del Sco	2.3160	30000.	116	42802	No
77	GOM_NL__2PRFIN20100508_060302_000000412089_00163_42802_8409.N1	08-MAY-2010 06:03:02	Bright	41.000	122	9Alp2Lib	2.7470	9700.0	82	42802	No
78	GOM_NL__2PRFIN20100508_060505_000000452089_00163_42802_8410.N1	08-MAY-2010 06:05:05	Bright	44.500	104	27Bet Lib	2.6140	13100.	89	42802	No
79	GOM_NL__2PRFIN20100508_061322_000000362089_00163_42802_8411.N1	08-MAY-2010 06:13:22	Bright	36.000	111	8Eta Boo	2.6800	6000.0	72	42802	No
80	GOM_NL__2PRFIN20100508_061632_000000432089_00163_42802_8412.N1	08-MAY-2010 06:16:32	Bright	43.000	83		2.3780	11000.	86	42802	No
81	GOM_NL__2PRFIN20100508_061937_000000402089_00163_42802_8413.N1	08-MAY-2010 06:19:37	Bright	39.500	180	27Gam Boo	3.0400	8000.0	79	42802	No
82	GOM_NL__2PRFIN20100508_062213_000000392089_00163_42802_8414.N1	08-MAY-2010 06:22:13	Bright	38.500	39	85Eta UMa	1.8540	24000.	77	42802	No
83	GOM_NL__2PRFIN20100508_062850_000000432089_00163_42802_8415.N1	08-MAY-2010 06:28:50	Bright	43.000	119	14Eta Dra	2.7270	4700.0	86	42802	No
84	GOM_NL__2PRFIN20100508_063935_000000452089_00163_42802_8416.N1	08-MAY-2010 06:39:35	Bright	44.500	89	5Alp Cep	2.4510	8000.0	89	42802	No
85	GOM_NL__2PRFIN20100508_064225_000000372089_00163_42802_8417.N1	08-MAY-2010 06:42:25	Bright	37.000	74	11Bet Cas	2.2680	6600.0	74	42802	No
86	GOM_NL__2PRFIN20100508_065215_000000512089_00163_42802_8418.N1	08-MAY-2010 06:52:15	Tw_i_and_stray	50.500	93	53Bet Peg	2.5200	3100.0	101	42802	No
87	GOM_NL__2PRFIN20100508_065630_000000482089_00163_42802_8419.N1	08-MAY-2010 06:56:30	Dark	48.000	90	54Alp Peg	2.4870	11000.	96	42802	No
88	GOM_NL__2PRFIN20100508_070939_000000482089_00163_42802_8420.N1	08-MAY-2010 07:09:39	Dark	48.000	18	24Alp PsA	1.1660	9700.0	96	42802	No
89	GOM_NL__2PRFIN20100508_071529_000000432089_00163_42802_8421.N1	08-MAY-2010 07:15:29	Dark	43.000	31	Alp Gru	1.7340	15200.	86	42802	No
90	GOM_NL__2PRFIN20100508_072104_000000422089_00164_42803_8409.N1	08-MAY-2010 07:21:04	Dark	41.500	45	Alp Pav	1.9400	26000.	83	42803	No
91	GOM_NL__2PRFIN20100508_072833_000000472089_00164_42803_8410.N1	08-MAY-2010 07:28:33	Straylight	46.500	141	Bet Ara	2.8400	4600.0	93	42803	No
92	GOM_NL__2PRFIN20100508_073048_000000592089_00164_42803_8411.N1	08-MAY-2010 07:30:48	Straylight	58.500	40	The Sco	1.8590	7100.0	117	42803	No
93	GOM_NL__2PRFIN20100508_073238_000000392089_00164_42803_8412.N1	08-MAY-2010 07:32:38	Straylight	39.000	25	35Lam Sco	1.6200	28000.	78	42803	No
94	GOM_NL__2PRFIN20100508_073522_000000592089_00164_42803_8413.N1	08-MAY-2010 07:35:22	Straylight	58.500	75	26Eps Sco	2.2910	4250.0	117	42803	No
95	GOM_NL__2PRFIN20100508_073757_000000342089_00164_42803_8414.N1	08-MAY-2010 07:37:57	Tw_i_and_stray	34.000	136	23Tau Sco	2.8220	30000.	68	42803	No
96	GOM_NL__2PRFIN20100508_073846_000000252089_00164_42803_8415.N1	08-MAY-2010 07:38:46	Tw_i_and_stray	25.000	16	21Alp Sco	1.0200	3000.0	50	42803	No
97	GOM_NL__2PRFIN20100508_074044_000000532089_00164_42803_8416.N1	08-MAY-2010 07:40:44	Bright	53.000	80	7Del Sco	2.3160	30000.	106	42803	No
98	GOM_NL__2PRFIN20100508_074338_000000412089_00164_42803_8417.N1	08-MAY-2010 07:43:38	Bright	41.000	122	9Alp2Lib	2.7470	9700.0	82	42803	No
99	GOM_NL__2PRFIN20100508_074541_000000442089_00164_42803_8418.N1	08-MAY-2010 07:45:41	Bright	44.000	104	27Bet Lib	2.6140	13100.	88	42803	No
100	GOM_NL__2PRFIN20100508_075358_000000392089_00164_42803_8419.N1	08-MAY-2010 07:53:58	Bright	39.000	111	8Eta Boo	2.6800	6000.0	78	42803	No
101	GOM_NL__2PRFIN20100508_075708_000000402089_00164_42803_8420.N1	08-MAY-2010 07:57:08	Bright	39.500	83		2.3780	11000.	79	42803	No

102	GOM_NL__2PRFIN20100508_080013_000000402089_00164_42803_8421.N1	08-MAY-2010 08:00:13	Bright	39.500	180	27Gam Boo	3.0400	8000.0	79	42803	No
103	GOM_NL__2PRFIN20100508_080248_000000392089_00164_42803_8422.N1	08-MAY-2010 08:02:48	Bright	38.500	39	85Eta UMa	1.8540	24000.	77	42803	No
104	GOM_NL__2PRFIN20100508_080926_000000432089_00164_42803_8423.N1	08-MAY-2010 08:09:26	Bright	42.500	119	14Eta Dra	2.7270	4700.0	85	42803	No
105	GOM_NL__2PRFIN20100508_082010_000000442089_00164_42803_8424.N1	08-MAY-2010 08:20:10	Bright	44.000	89	5Alp Cep	2.4510	8000.0	88	42803	No
106	GOM_NL__2PRFIN20100508_082301_000000532089_00164_42803_8425.N1	08-MAY-2010 08:23:01	Bright	53.000	74	11Bet Cas	2.2680	6600.0	106	42803	No
107	GOM_NL__2PRFIN20100508_083252_000000582089_00164_42803_8426.N1	08-MAY-2010 08:32:52	Tw_i_and_stray	58.000	93	53Bet Peg	2.5200	3100.0	116	42803	No
108	GOM_NL__2PRFIN20100508_083706_000000512089_00164_42803_8427.N1	08-MAY-2010 08:37:06	Dark	50.500	90	54Alp Peg	2.4870	11000.	101	42803	No
109	GOM_NL__2PRFIN20100508_085015_000000452089_00164_42803_8428.N1	08-MAY-2010 08:50:15	Dark	44.500	18	24Alp PsA	1.1660	9700.0	89	42803	No
110	GOM_NL__2PRFIN20100508_085606_000000432089_00164_42803_8429.N1	08-MAY-2010 08:56:06	Dark	42.500	31	Alp Gru	1.7340	15200.	85	42803	No
111	GOM_NL__2PRFIN20100508_090141_000000422089_00165_42804_8437.N1	08-MAY-2010 09:01:41	Dark	41.500	45	Alp Pav	1.9400	26000.	83	42804	No
112	GOM_NL__2PRFIN20100508_090910_000000432089_00165_42804_8438.N1	08-MAY-2010 09:09:10	Straylight	43.000	141	Bet Ara	2.8400	4600.0	86	42804	No
113	GOM_NL__2PRFIN20100508_091125_000000522089_00165_42804_8439.N1	08-MAY-2010 09:11:25	Straylight	52.000	40	The Sco	1.8590	7100.0	104	42804	No
114	GOM_NL__2PRFIN20100508_091315_000000412089_00165_42804_8440.N1	08-MAY-2010 09:13:15	Straylight	41.000	25	35Lam Sco	1.6200	28000.	82	42804	No
115	GOM_NL__2PRFIN20100508_091559_000000572089_00165_42804_8441.N1	08-MAY-2010 09:15:59	Straylight	56.500	75	26Eps Sco	2.2910	4250.0	113	42804	No
116	GOM_NL__2PRFIN20100508_091923_000000302089_00165_42804_8442.N1	08-MAY-2010 09:19:23	Tw_i_and_stray	30.000	16	21Alp Sco	1.0200	3000.0	60	42804	No
117	GOM_NL__2PRFIN20100508_092120_000000652089_00165_42804_8443.N1	08-MAY-2010 09:21:20	Bright	64.500	80	7Del Sco	2.3160	30000.	129	42804	No
118	GOM_NL__2PRFIN20100508_092414_000000402089_00165_42804_8444.N1	08-MAY-2010 09:24:14	Bright	39.500	122	9Alp2Lib	2.7470	9700.0	79	42804	No
119	GOM_NL__2PRFIN20100508_092617_000000442089_00165_42804_8445.N1	08-MAY-2010 09:26:17	Bright	44.000	104	27Bet Lib	2.6140	13100.	88	42804	No
120	GOM_NL__2PRFIN20100508_093434_000000402089_00165_42804_8446.N1	08-MAY-2010 09:34:34	Bright	39.500	111	8Eta Boo	2.6800	6000.0	79	42804	No
121	GOM_NL__2PRFIN20100508_093743_000000432089_00165_42804_8447.N1	08-MAY-2010 09:37:43	Bright	42.500	83		2.3780	11000.	85	42804	No
122	GOM_NL__2PRFIN20100508_094049_000000392089_00165_42804_8448.N1	08-MAY-2010 09:40:49	Bright	39.000	180	27Gam Boo	3.0400	8000.0	78	42804	No
123	GOM_NL__2PRFIN20100508_094324_000000392089_00165_42804_8449.N1	08-MAY-2010 09:43:24	Bright	38.500	39	85Eta UMa	1.8540	24000.	77	42804	No
124	GOM_NL__2PRFIN20100508_095001_000000402089_00165_42804_8450.N1	08-MAY-2010 09:50:01	Bright	40.000	119	14Eta Dra	2.7270	4700.0	80	42804	No
125	GOM_NL__2PRFIN20100508_100046_000000452089_00165_42804_8451.N1	08-MAY-2010 10:00:46	Bright	45.000	89	5Alp Cep	2.4510	8000.0	90	42804	No
126	GOM_NL__2PRFIN20100508_100337_000000532089_00165_42804_8452.N1	08-MAY-2010 10:03:37	Bright	53.000	74	11Bet Cas	2.2680	6600.0	106	42804	No
127	GOM_NL__2PRFIN20100508_101328_000000542089_00165_42804_8453.N1	08-MAY-2010 10:13:28	Tw_i_and_stray	53.500	93	53Bet Peg	2.5200	3100.0	107	42804	No
128	GOM_NL__2PRFIN20100508_101743_000000482089_00165_42804_8454.N1	08-MAY-2010 10:17:43	Dark	47.500	90	54Alp Peg	2.4870	11000.	95	42804	No
129	GOM_NL__2PRFIN20100508_103052_000000452089_00165_42804_8455.N1	08-MAY-2010 10:30:52	Dark	45.000	18	24Alp PsA	1.1660	9700.0	90	42804	No
130	GOM_NL__2PRFIN20100508_103643_000000432089_00165_42804_8456.N1	08-MAY-2010 10:36:43	Dark	43.000	31	Alp Gru	1.7340	15200.	86	42804	No
131	GOM_NL__2PRFIN20100508_104217_000000412089_00166_42805_8445.N1	08-MAY-2010 10:42:17	Dark	41.000	45	Alp Pav	1.9400	26000.	82	42805	No
132	GOM_NL__2PRFIN20100508_104946_000000522089_00166_42805_8446.N1	08-MAY-2010 10:49:46	Straylight	51.500	141	Bet Ara	2.8400	4600.0	103	42805	No
133	GOM_NL__2PRFIN20100508_105201_000000522089_00166_42805_8447.N1	08-MAY-2010 10:52:01	Straylight	52.000	40	The Sco	1.8590	7100.0	104	42805	No
134	GOM_NL__2PRFIN20100508_105352_000000412089_00166_42805_8448.N1	08-MAY-2010 10:53:52	Straylight	41.000	25	35Lam Sco	1.6200	28000.	82	42805	No
135	GOM_NL__2PRFIN20100508_105635_000000552089_00166_42805_8449.N1	08-MAY-2010 10:56:35	Straylight	54.500	75	26Eps Sco	2.2910	4250.0	109	42805	No
136	GOM_NL__2PRFIN20100508_110000_000000302089_00166_42805_8450.N1	08-MAY-2010 11:00:00	Tw_i_and_stray	30.000	16	21Alp Sco	1.0200	3000.0	60	42805	No
137	GOM_NL__2PRFIN20100508_110157_000000582089_00166_42805_8451.N1	08-MAY-2010 11:01:57	Bright	57.500	80	7Del Sco	2.3160	30000.	115	42805	No
138	GOM_NL__2PRFIN20100508_110450_000000412089_00166_42805_8452.N1	08-MAY-2010 11:04:50	Bright	40.500	122	9Alp2Lib	2.7470	9700.0	81	42805	No
139	GOM_NL__2PRFIN20100508_110653_000000442089_00166_42805_8453.N1	08-MAY-2010 11:06:53	Bright	43.500	104	27Bet Lib	2.6140	13100.	87	42805	No
140	GOM_NL__2PRFIN20100508_111509_000000532089_00166_42805_8454.N1	08-MAY-2010 11:15:09	Bright	53.000	111	8Eta Boo	2.6800	6000.0	106	42805	No
141	GOM_NL__2PRFIN20100508_111819_000000602089_00166_42805_8455.N1	08-MAY-2010 11:18:19	Bright	60.000	83		2.3780	11000.	120	42805	No
142	GOM_NL__2PRFIN20100508_112124_000000402089_00166_42805_8456.N1	08-MAY-2010 11:21:24	Bright	39.500	180	27Gam Boo	3.0400	8000.0	79	42805	No
143	GOM_NL__2PRFIN20100508_112400_000000402089_00166_42805_8457.N1	08-MAY-2010 11:24:00	Bright	40.000	39	85Eta UMa	1.8540	24000.	80	42805	No
144	GOM_NL__2PRFIN20100508_113037_000000452089_00166_42805_8458.N1	08-MAY-2010 11:30:37	Bright	44.500	119	14Eta Dra	2.7270	4700.0	89	42805	No
145	GOM_NL__2PRFIN20100508_114121_000000632089_00166_42805_8459.N1	08-MAY-2010 11:41:21	Bright	63.000	89	5Alp Cep	2.4510	8000.0	126	42805	No
146	GOM_NL__2PRFIN20100508_114413_000000382089_00166_42805_8460.N1	08-MAY-2010 11:44:13	Bright	38.000	74	11Bet Cas	2.2680	6600.0	76	42805	No
147	GOM_NL__2PRFIN20100508_115404_000000602089_00166_42805_8461.N1	08-MAY-2010 11:54:04	Tw_i_and_stray	60.000	93	53Bet Peg	2.5200	3100.0	120	42805	No
148	GOM_NL__2PRFIN20100508_115819_000000492089_00166_42805_8462.N1	08-MAY-2010 11:58:19	Dark	49.000	90	54Alp Peg	2.4870	11000.	98	42805	No
149	GOM_NL__2PRFIN20100508_121128_000000462089_00166_42805_8463.N1	08-MAY-2010 12:11:28	Dark	45.500	18	24Alp PsA	1.1660	9700.0	91	42805	No
150	GOM_NL__2PRFIN20100508_121719_000000412089_00166_42805_8464.N1	08-MAY-2010 12:17:19	Dark	41.000	31	Alp Gru	1.7340	15200.	82	42805	No
151	GOM_NL__2PRFIN20100508_122254_000000432089_00167_42806_8453.N1	08-MAY-2010 12:22:54	Dark	42.500	45	Alp Pav	1.9400	26000.	85	42806	No
152	GOM_NL__2PRFIN20100508_123023_000000462089_00167_42806_8454.N1	08-MAY-2010 12:30:23	Straylight	45.500	141	Bet Ara	2.8400	4600.0	91	42806	No
153	GOM_NL__2PRFIN20100508_123238_000000542089_00167_42806_8455.N1	08-MAY-2010 12:32:38	Straylight	53.500	40	The Sco	1.8590	7100.0	107	42806	No
154	GOM_NL__2PRFIN20100508_123428_000000442089_00167_42806_8456.N1	08-MAY-2010 12:34:28	Straylight	44.000	25	35Lam Sco	1.6200	28000.	88	42806	No
155	GOM_NL__2PRFIN20100508_123711_000000532089_00167_42806_8457.N1	08-MAY-2010 12:37:11	Straylight	53.000	75	26Eps Sco	2.2910	4250.0	106	42806	No
156	GOM_NL__2PRFIN20100508_124036_000000342089_00167_42806_8458.N1	08-MAY-2010 12:40:36	Tw_i_and_stray	34.000	16	21Alp Sco	1.0200	3000.0	68	42806	No
157	GOM_NL__2PRFIN20100508_124233_000000572089_00167_42806_8459.N1	08-MAY-2010 12:42:33	Bright	56.500	80	7Del Sco	2.3160	30000.	113	42806	No
158	GOM_NL__2PRFIN20100508_124525_000000462089_00167_42806_8460.N1	08-MAY-2010 12:45:25	Bright	45.500	122	9Alp2Lib	2.7470	9700.0	91	42806	No
159	GOM_NL__2PRFIN20100508_124729_000000442089_00167_42806_8461.N1	08-MAY-2010 12:47:29	Bright	43.500	104	27Bet Lib	2.6140	13100.	87	42806	No
160	GOM_NL__2PRFIN20100508_125545_000000362089_00167_42806_8462.N1	08-MAY-2010 12:55:45	Bright	36.000	111	8Eta Boo	2.6800	6000.0	72	42806	No

161	GOM_NL__2PRFIN20100508_125855_000000402089_00167_42806_8463.N1	08-MAY-2010 12:58:55	Bright	40.000	83		2.3780	11000.	80	42806	No
162	GOM_NL__2PRFIN20100508_130200_000000402089_00167_42806_8464.N1	08-MAY-2010 13:02:00	Bright	40.000	180	27Gam Boo	3.0400	8000.0	80	42806	No
163	GOM_NL__2PRFIN20100508_130436_000000392089_00167_42806_8465.N1	08-MAY-2010 13:04:36	Bright	39.000	39	85Eta UMa	1.8540	24000.	78	42806	No
164	GOM_NL__2PRFIN20100508_131112_000000442089_00167_42806_8466.N1	08-MAY-2010 13:11:12	Bright	44.000	119	14Eta Dra	2.7270	4700.0	88	42806	No
165	GOM_NL__2PRFIN20100508_132157_000000452089_00167_42806_8467.N1	08-MAY-2010 13:21:57	Bright	44.500	89	5Alp Cep	2.4510	8000.0	89	42806	No
166	GOM_NL__2PRFIN20100508_132449_000000342089_00167_42806_8468.N1	08-MAY-2010 13:24:49	Bright	33.500	74	11Bet Cas	2.2680	6600.0	67	42806	No
167	GOM_NL__2PRFIN20100508_133440_000000532089_00167_42806_8469.N1	08-MAY-2010 13:34:40	Tw_i_and_stray	53.000	93	53Bet Peg	2.5200	3100.0	106	42806	No
168	GOM_NL__2PRFIN20100508_133855_000000492089_00167_42806_8470.N1	08-MAY-2010 13:38:55	Dark	48.500	90	54Alp Peg	2.4870	11000.	97	42806	No
169	GOM_NL__2PRFIN20100508_135205_000000482089_00167_42806_8471.N1	08-MAY-2010 13:52:05	Dark	47.500	18	24Alp PsA	1.1660	9700.0	95	42806	No
170	GOM_NL__2PRFIN20100508_135756_000000482089_00167_42806_8472.N1	08-MAY-2010 13:57:56	Dark	48.000	31	Alp Gru	1.7340	15200.	96	42806	No
171	GOM_NL__2PRFIN20100508_140331_000000412089_00168_42807_8461.N1	08-MAY-2010 14:03:31	Dark	41.000	45	Alp Pav	1.9400	26000.	82	42807	No
172	GOM_NL__2PRFIN20100508_141059_000000472089_00168_42807_8462.N1	08-MAY-2010 14:10:59	Straylight	46.500	141	Bet Ara	2.8400	4600.0	93	42807	No
173	GOM_NL__2PRFIN20100508_141314_000000522089_00168_42807_8463.N1	08-MAY-2010 14:13:14	Straylight	52.000	40	The Sco	1.8590	7100.0	104	42807	No
174	GOM_NL__2PRFIN20100508_141505_000000442089_00168_42807_8464.N1	08-MAY-2010 14:15:05	Straylight	44.000	25	35Lam Sco	1.6200	28000.	88	42807	No
175	GOM_NL__2PRFIN20100508_141748_000000532089_00168_42807_8465.N1	08-MAY-2010 14:17:48	Straylight	52.500	75	26Eps Sco	2.2910	4250.0	105	42807	No
176	GOM_NL__2PRFIN20100508_142112_000000342089_00168_42807_8466.N1	08-MAY-2010 14:21:12	Tw_i_and_stray	34.000	16	21Alp Sco	1.0200	3000.0	68	42807	No
177	GOM_NL__2PRFIN20100508_142309_000000642089_00168_42807_8467.N1	08-MAY-2010 14:23:09	Bright	64.000	80	7Del Sco	2.3160	30000.	128	42807	No
178	GOM_NL__2PRFIN20100508_142602_000000412089_00168_42807_8468.N1	08-MAY-2010 14:26:02	Bright	40.500	122	9Alp2Lib	2.7470	9700.0	81	42807	No
179	GOM_NL__2PRFIN20100508_142804_000000442089_00168_42807_8469.N1	08-MAY-2010 14:28:04	Bright	43.500	104	27Bet Lib	2.6140	13100.	87	42807	No
180	GOM_NL__2PRFIN20100508_143621_000000362089_00168_42807_8470.N1	08-MAY-2010 14:36:21	Bright	36.000	111	8Eta Boo	2.6800	6000.0	72	42807	No
181	GOM_NL__2PRFIN20100508_143930_000000412089_00168_42807_8471.N1	08-MAY-2010 14:39:30	Bright	40.500	83		2.3780	11000.	81	42807	No
182	GOM_NL__2PRFIN20100508_144235_000000382089_00168_42807_8472.N1	08-MAY-2010 14:42:35	Bright	37.500	180	27Gam Boo	3.0400	8000.0	75	42807	No
183	GOM_NL__2PRFIN20100508_144512_000000352089_00168_42807_8473.N1	08-MAY-2010 14:45:12	Bright	35.000	39	85Eta UMa	1.8540	24000.	70	42807	No
184	GOM_NL__2PRFIN20100508_145147_000000442089_00168_42807_8474.N1	08-MAY-2010 14:51:47	Bright	44.000	119	14Eta Dra	2.7270	4700.0	88	42807	No
185	GOM_NL__2PRFIN20100508_150233_000000452089_00168_42807_8475.N1	08-MAY-2010 15:02:33	Bright	44.500	89	5Alp Cep	2.4510	8000.0	89	42807	No
186	GOM_NL__2PRFIN20100508_150525_000000442089_00168_42807_8476.N1	08-MAY-2010 15:05:25	Bright	43.500	74	11Bet Cas	2.2680	6600.0	87	42807	No
187	GOM_NL__2PRFIN20100508_151516_000000602089_00168_42807_8477.N1	08-MAY-2010 15:15:16	Tw_i_and_stray	59.500	93	53Bet Peg	2.5200	3100.0	119	42807	No
188	GOM_NL__2PRFIN20100508_151931_000000502089_00168_42807_8478.N1	08-MAY-2010 15:19:31	Dark	49.500	90	54Alp Peg	2.4870	11000.	99	42807	No
189	GOM_NL__2PRFIN20100508_153241_000000472089_00168_42807_8479.N1	08-MAY-2010 15:32:41	Dark	47.000	18	24Alp PsA	1.1660	9700.0	94	42807	No
190	GOM_NL__2PRFIN20100508_153832_000000482089_00168_42807_8480.N1	08-MAY-2010 15:38:32	Dark	47.500	31	Alp Gru	1.7340	15200.	95	42807	No
191	GOM_NL__2PRFIN20100508_154407_000000422089_00169_42808_8469.N1	08-MAY-2010 15:44:07	Dark	42.000	45	Alp Pav	1.9400	26000.	84	42808	No
192	GOM_NL__2PRFIN20100508_155136_000000442089_00169_42808_8470.N1	08-MAY-2010 15:51:36	Straylight	43.500	141	Bet Ara	2.8400	4600.0	87	42808	No
193	GOM_NL__2PRFIN20100508_155351_000000522089_00169_42808_8471.N1	08-MAY-2010 15:53:51	Straylight	51.500	40	The Sco	1.8590	7100.0	103	42808	No
194	GOM_NL__2PRFIN20100508_155542_000000462089_00169_42808_8472.N1	08-MAY-2010 15:55:42	Straylight	46.000	25	35Lam Sco	1.6200	28000.	92	42808	No
195	GOM_NL__2PRFIN20100508_155824_000000572089_00169_42808_8473.N1	08-MAY-2010 15:58:24	Straylight	57.000	75	26Eps Sco	2.2910	4250.0	114	42808	No
196	GOM_NL__2PRFIN20100508_160148_000000392089_00169_42808_8474.N1	08-MAY-2010 16:01:48	Tw_i_and_stray	39.000	16	21Alp Sco	1.0200	3000.0	78	42808	No
197	GOM_NL__2PRFIN20100508_160345_000000562089_00169_42808_8475.N1	08-MAY-2010 16:03:45	Bright	56.000	80	7Del Sco	2.3160	30000.	112	42808	No
198	GOM_NL__2PRFIN20100508_160638_000000462089_00169_42808_8476.N1	08-MAY-2010 16:06:38	Bright	45.500	122	9Alp2Lib	2.7470	9700.0	91	42808	No
199	GOM_NL__2PRFIN20100508_160841_000000452089_00169_42808_8477.N1	08-MAY-2010 16:08:41	Bright	44.500	104	27Bet Lib	2.6140	13100.	89	42808	No
200	GOM_NL__2PRFIN20100508_161657_000000372089_00169_42808_8478.N1	08-MAY-2010 16:16:57	Bright	36.500	111	8Eta Boo	2.6800	6000.0	73	42808	No
201	GOM_NL__2PRFIN20100508_162006_000000452089_00169_42808_8479.N1	08-MAY-2010 16:20:06	Bright	45.000	83		2.3780	11000.	90	42808	No
202	GOM_NL__2PRFIN20100508_162311_000000412089_00169_42808_8480.N1	08-MAY-2010 16:23:11	Bright	41.000	180	27Gam Boo	3.0400	8000.0	82	42808	No
203	GOM_NL__2PRFIN20100508_162547_000000382089_00169_42808_8481.N1	08-MAY-2010 16:25:47	Bright	38.000	39	85Eta UMa	1.8540	24000.	76	42808	No
204	GOM_NL__2PRFIN20100508_163223_000000432089_00169_42808_8482.N1	08-MAY-2010 16:32:23	Bright	43.000	119	14Eta Dra	2.7270	4700.0	86	42808	No
205	GOM_NL__2PRFIN20100508_164308_000000462089_00169_42808_8483.N1	08-MAY-2010 16:43:08	Bright	46.000	89	5Alp Cep	2.4510	8000.0	92	42808	No
206	GOM_NL__2PRFIN20100508_164601_000000512089_00169_42808_8484.N1	08-MAY-2010 16:46:01	Bright	50.500	74	11Bet Cas	2.2680	6600.0	101	42808	No
207	GOM_NL__2PRFIN20100508_165552_000000552089_00169_42808_8485.N1	08-MAY-2010 16:55:52	Tw_i_and_stray	54.500	93	53Bet Peg	2.5200	3100.0	109	42808	No
208	GOM_NL__2PRFIN20100508_170008_000000482089_00169_42808_8486.N1	08-MAY-2010 17:00:08	Dark	48.000	90	54Alp Peg	2.4870	11000.	96	42808	No
209	GOM_NL__2PRFIN20100508_171318_000000462089_00169_42808_8487.N1	08-MAY-2010 17:13:18	Dark	45.500	18	24Alp PsA	1.1660	9700.0	91	42808	No
210	GOM_NL__2PRFIN20100508_171909_000000492089_00169_42808_8488.N1	08-MAY-2010 17:19:09	Dark	48.500	31	Alp Gru	1.7340	15200.	97	42808	No
211	GOM_NL__2PRFIN20100508_172444_000000422089_00170_42809_8477.N1	08-MAY-2010 17:24:44	Dark	42.000	45	Alp Pav	1.9400	26000.	84	42809	No
212	GOM_NL__2PRFIN20100508_173212_000000502089_00170_42809_8478.N1	08-MAY-2010 17:32:12	Straylight	49.500	141	Bet Ara	2.8400	4600.0	99	42809	No
213	GOM_NL__2PRFIN20100508_173428_000000492089_00170_42809_8479.N1	08-MAY-2010 17:34:28	Straylight	48.500	40	The Sco	1.8590	7100.0	97	42809	No
214	GOM_NL__2PRFIN20100508_173619_000000462089_00170_42809_8480.N1	08-MAY-2010 17:36:19	Straylight	46.000	25	35Lam Sco	1.6200	28000.	92	42809	No
215	GOM_NL__2PRFIN20100508_173901_000000562089_00170_42809_8481.N1	08-MAY-2010 17:39:01	Straylight	55.500	75	26Eps Sco	2.2910	4250.0	111	42809	No
216	GOM_NL__2PRFIN20100508_174225_000000392089_00170_42809_8482.N1	08-MAY-2010 17:42:25	Tw_i_and_stray	39.000	16	21Alp Sco	1.0200	3000.0	78	42809	No
217	GOM_NL__2PRFIN20100508_174421_000000642089_00170_42809_8483.N1	08-MAY-2010 17:44:21	Bright	63.500	80	7Del Sco	2.3160	30000.	127	42809	No
218	GOM_NL__2PRFIN20100508_174714_000000422089_00170_42809_8484.N1	08-MAY-2010 17:47:14	Bright	42.000	122	9Alp2Lib	2.7470	9700.0	84	42809	No
219	GOM_NL__2PRFIN20100508_174917_000000432089_00170_42809_8485.N1	08-MAY-2010 17:49:17	Bright	43.000	104	27Bet Lib	2.6140	13100.	86	42809	No

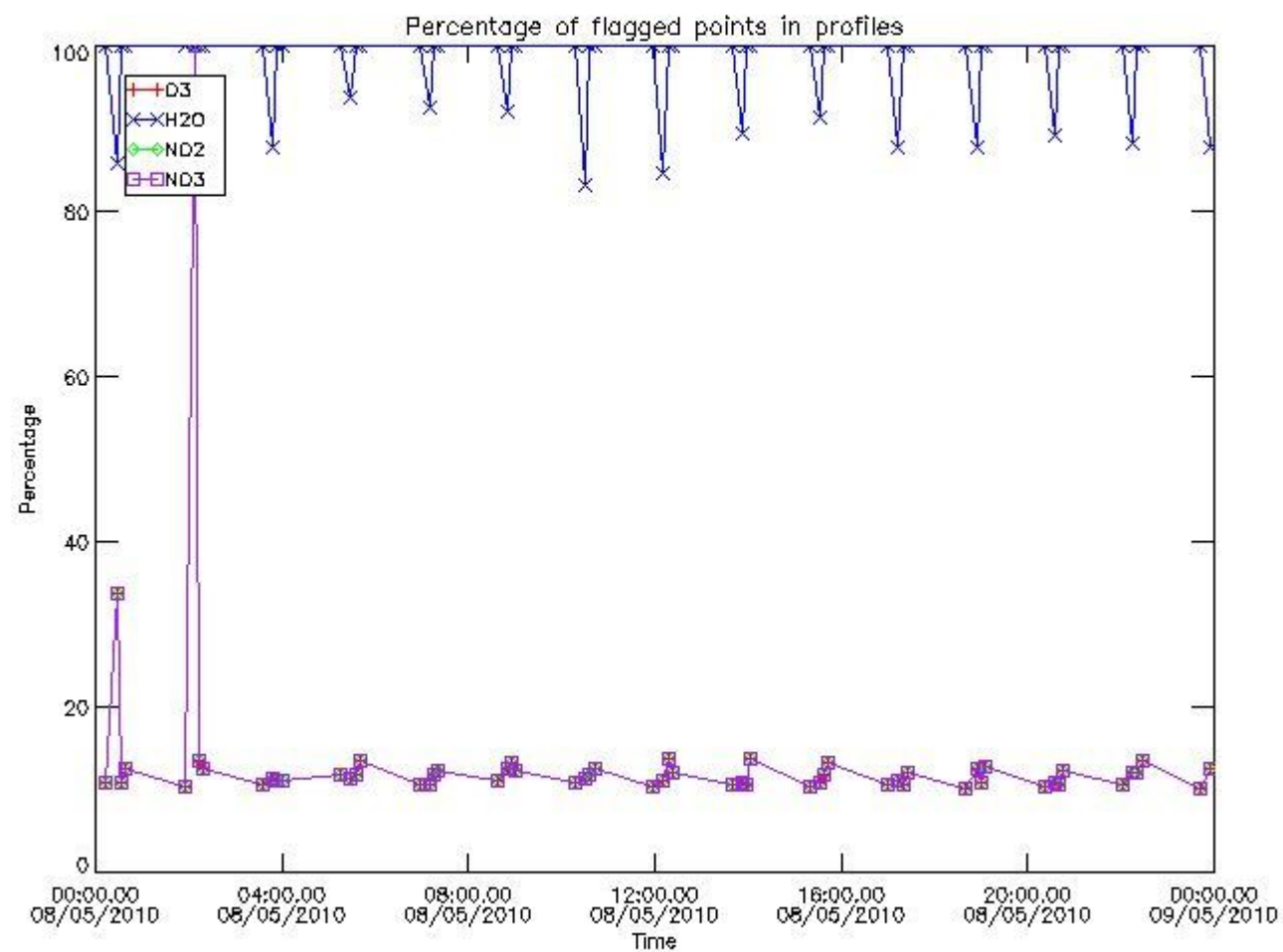
220	GOM_NL__2PRFIN20100508_175733_000000372089_00170_42809_8486.N1	08-MAY-2010 17:57:33	Bright	36.500	111	8Eta Boo	2.6800	6000.0	73	42809	No
221	GOM_NL__2PRFIN20100508_180041_000000422089_00170_42809_8487.N1	08-MAY-2010 18:00:41	Bright	42.000	83		2.3780	11000.	84	42809	No
222	GOM_NL__2PRFIN20100508_180347_000000412089_00170_42809_8488.N1	08-MAY-2010 18:03:47	Bright	41.000	180	27Gam Boo	3.0400	8000.0	82	42809	No
223	GOM_NL__2PRFIN20100508_180623_000000382089_00170_42809_8489.N1	08-MAY-2010 18:06:23	Bright	37.500	39	85Eta UMa	1.8540	24000.	75	42809	No
224	GOM_NL__2PRFIN20100508_181258_000000502089_00170_42809_8490.N1	08-MAY-2010 18:12:58	Bright	49.500	119	14Eta Dra	2.7270	4700.0	99	42809	No
225	GOM_NL__2PRFIN20100508_182343_000000452089_00170_42809_8491.N1	08-MAY-2010 18:23:43	Bright	45.000	89	5Alp Cep	2.4510	8000.0	90	42809	No
226	GOM_NL__2PRFIN20100508_182637_000000342089_00170_42809_8492.N1	08-MAY-2010 18:26:37	Bright	34.000	74	11Bet Cas	2.2680	6600.0	68	42809	No
227	GOM_NL__2PRFIN20100508_183628_000000542089_00170_42809_8493.N1	08-MAY-2010 18:36:28	Tw_i_and_stray	54.000	93	53Bet Peg	2.5200	3100.0	108	42809	No
228	GOM_NL__2PRFIN20100508_184044_000000502089_00170_42809_8494.N1	08-MAY-2010 18:40:44	Dark	50.000	90	54Alp Peg	2.4870	11000.	100	42809	No
229	GOM_NL__2PRFIN20100508_185355_000000452089_00170_42809_8495.N1	08-MAY-2010 18:53:55	Dark	45.000	18	24Alp PsA	1.1660	9700.0	90	42809	No
230	GOM_NL__2PRFIN20100508_185945_000000482089_00170_42809_8496.N1	08-MAY-2010 18:59:45	Dark	47.500	31	Alp Gru	1.7340	15200.	95	42809	No
231	GOM_NL__2PRFIN20100508_190521_000000402089_00171_42810_8485.N1	08-MAY-2010 19:05:21	Dark	40.000	45	Alp Pav	1.9400	26000.	80	42810	No
232	GOM_NL__2PRFIN20100508_191249_000000402089_00171_42810_8486.N1	08-MAY-2010 19:12:49	Straylight	39.500	141	Bet Ara	2.8400	4600.0	79	42810	No
233	GOM_NL__2PRFIN20100508_191505_000000552089_00171_42810_8487.N1	08-MAY-2010 19:15:05	Straylight	54.500	40	The Sco	1.8590	7100.0	109	42810	No
234	GOM_NL__2PRFIN20100508_191655_000000492089_00171_42810_8488.N1	08-MAY-2010 19:16:55	Straylight	49.000	25	35Lam Sco	1.6200	28000.	98	42810	No
235	GOM_NL__2PRFIN20100508_191937_000000552089_00171_42810_8489.N1	08-MAY-2010 19:19:37	Straylight	54.500	75	26Eps Sco	2.2910	4250.0	109	42810	No
236	GOM_NL__2PRFIN20100508_192301_000000432089_00171_42810_8490.N1	08-MAY-2010 19:23:01	Tw_i_and_stray	43.000	16	21Alp Sco	1.0200	3000.0	86	42810	No
237	GOM_NL__2PRFIN20100508_192458_000000602089_00171_42810_8491.N1	08-MAY-2010 19:24:58	Bright	60.000	80	7Del Sco	2.3160	30000.	120	42810	No
238	GOM_NL__2PRFIN20100508_192750_000000422089_00171_42810_8492.N1	08-MAY-2010 19:27:50	Bright	41.500	122	9Alp2Lib	2.7470	9700.0	83	42810	No
239	GOM_NL__2PRFIN20100508_192953_000000442089_00171_42810_8493.N1	08-MAY-2010 19:29:53	Bright	44.000	104	27Bet Lib	2.6140	13100.	88	42810	No
240	GOM_NL__2PRFIN20100508_193809_000000372089_00171_42810_8494.N1	08-MAY-2010 19:38:09	Bright	36.500	111	8Eta Boo	2.6800	6000.0	73	42810	No
241	GOM_NL__2PRFIN20100508_194117_000000432089_00171_42810_8495.N1	08-MAY-2010 19:41:17	Bright	43.000	83		2.3780	11000.	86	42810	No
242	GOM_NL__2PRFIN20100508_194423_000000392089_00171_42810_8496.N1	08-MAY-2010 19:44:23	Bright	39.000	180	27Gam Boo	3.0400	8000.0	78	42810	No
243	GOM_NL__2PRFIN20100508_194659_000000372089_00171_42810_8497.N1	08-MAY-2010 19:46:59	Bright	36.500	39	85Eta UMa	1.8540	24000.	73	42810	No
244	GOM_NL__2PRFIN20100508_195334_000000432089_00171_42810_8498.N1	08-MAY-2010 19:53:34	Bright	42.500	119	14Eta Dra	2.7270	4700.0	85	42810	No
245	GOM_NL__2PRFIN20100508_200419_000000442089_00171_42810_8499.N1	08-MAY-2010 20:04:19	Bright	44.000	89	5Alp Cep	2.4510	8000.0	88	42810	No
246	GOM_NL__2PRFIN20100508_200713_000000362089_00171_42810_8500.N1	08-MAY-2010 20:07:13	Bright	36.000	74	11Bet Cas	2.2680	6600.0	72	42810	No
247	GOM_NL__2PRFIN20100508_201705_000000512089_00171_42810_8501.N1	08-MAY-2010 20:17:05	Tw_i_and_stray	51.000	93	53Bet Peg	2.5200	3100.0	102	42810	No
248	GOM_NL__2PRFIN20100508_202120_000000502089_00171_42810_8502.N1	08-MAY-2010 20:21:20	Dark	49.500	90	54Alp Peg	2.4870	11000.	99	42810	No
249	GOM_NL__2PRFIN20100508_203431_000000472089_00171_42810_8503.N1	08-MAY-2010 20:34:31	Dark	47.000	18	24Alp PsA	1.1660	9700.0	94	42810	No
250	GOM_NL__2PRFIN20100508_204022_000000482089_00171_42810_8504.N1	08-MAY-2010 20:40:22	Dark	48.000	31	Alp Gru	1.7340	15200.	96	42810	No
251	GOM_NL__2PRFIN20100508_204557_000000422089_00172_42811_8493.N1	08-MAY-2010 20:45:57	Dark	41.500	45	Alp Pav	1.9400	26000.	83	42811	No
252	GOM_NL__2PRFIN20100508_205325_000000442089_00172_42811_8494.N1	08-MAY-2010 20:53:25	Straylight	43.500	141	Bet Ara	2.8400	4600.0	87	42811	No
253	GOM_NL__2PRFIN20100508_205541_000000562089_00172_42811_8495.N1	08-MAY-2010 20:55:41	Straylight	56.000	40	The Sco	1.8590	7100.0	112	42811	No
254	GOM_NL__2PRFIN20100508_205732_000000492089_00172_42811_8496.N1	08-MAY-2010 20:57:32	Straylight	49.000	25	35Lam Sco	1.6200	28000.	98	42811	No
255	GOM_NL__2PRFIN20100508_210014_000000572089_00172_42811_8497.N1	08-MAY-2010 21:00:14	Straylight	57.000	75	26Eps Sco	2.2910	4250.0	114	42811	No
256	GOM_NL__2PRFIN20100508_210337_000000432089_00172_42811_8498.N1	08-MAY-2010 21:03:37	Tw_i_and_stray	43.000	16	21Alp Sco	1.0200	3000.0	86	42811	No
257	GOM_NL__2PRFIN20100508_210534_000000542089_00172_42811_8499.N1	08-MAY-2010 21:05:34	Bright	53.500	80	7Del Sco	2.3160	30000.	107	42811	No
258	GOM_NL__2PRFIN20100508_210827_000000402089_00172_42811_8500.N1	08-MAY-2010 21:08:27	Bright	40.000	122	9Alp2Lib	2.7470	9700.0	80	42811	No
259	GOM_NL__2PRFIN20100508_211028_000000432089_00172_42811_8501.N1	08-MAY-2010 21:10:28	Bright	43.000	104	27Bet Lib	2.6140	13100.	86	42811	No
260	GOM_NL__2PRFIN20100508_211845_000000362089_00172_42811_8502.N1	08-MAY-2010 21:18:45	Bright	36.000	111	8Eta Boo	2.6800	6000.0	72	42811	No
261	GOM_NL__2PRFIN20100508_212153_000000422089_00172_42811_8503.N1	08-MAY-2010 21:21:53	Bright	41.500	83		2.3780	11000.	83	42811	No
262	GOM_NL__2PRFIN20100508_212458_000000372089_00172_42811_8504.N1	08-MAY-2010 21:24:58	Bright	37.000	180	27Gam Boo	3.0400	8000.0	74	42811	No
263	GOM_NL__2PRFIN20100508_212735_000000392089_00172_42811_8505.N1	08-MAY-2010 21:27:35	Bright	38.500	39	85Eta UMa	1.8540	24000.	77	42811	No
264	GOM_NL__2PRFIN20100508_213409_000000412089_00172_42811_8506.N1	08-MAY-2010 21:34:09	Bright	41.000	119	14Eta Dra	2.7270	4700.0	82	42811	No
265	GOM_NL__2PRFIN20100508_214455_000000442089_00172_42811_8507.N1	08-MAY-2010 21:44:55	Bright	43.500	89	5Alp Cep	2.4510	8000.0	87	42811	No
266	GOM_NL__2PRFIN20100508_214748_000000362089_00172_42811_8508.N1	08-MAY-2010 21:47:48	Bright	35.500	74	11Bet Cas	2.2680	6600.0	71	42811	No
267	GOM_NL__2PRFIN20100508_215741_000000562089_00172_42811_8509.N1	08-MAY-2010 21:57:41	Tw_i_and_stray	55.500	93	53Bet Peg	2.5200	3100.0	111	42811	No
268	GOM_NL__2PRFIN20100508_220157_000000482089_00172_42811_8510.N1	08-MAY-2010 22:01:57	Dark	47.500	90	54Alp Peg	2.4870	11000.	95	42811	No
269	GOM_NL__2PRFIN20100508_221508_000000432089_00172_42811_8511.N1	08-MAY-2010 22:15:08	Dark	42.500	18	24Alp PsA	1.1660	9700.0	85	42811	No
270	GOM_NL__2PRFIN20100508_222058_000000432089_00172_42811_8512.N1	08-MAY-2010 22:20:58	Dark	42.500	31	Alp Gru	1.7340	15200.	85	42811	No
271	GOM_NL__2PRFIN20100508_222634_000000422089_00173_42812_8501.N1	08-MAY-2010 22:26:34	Dark	41.500	45	Alp Pav	1.9400	26000.	83	42812	No
272	GOM_NL__2PRFIN20100508_223402_000000472089_00173_42812_8502.N1	08-MAY-2010 22:34:02	Straylight	47.000	141	Bet Ara	2.8400	4600.0	94	42812	No
273	GOM_NL__2PRFIN20100508_223618_000000552089_00173_42812_8503.N1	08-MAY-2010 22:36:18	Straylight	54.500	40	The Sco	1.8590	7100.0	109	42812	No
274	GOM_NL__2PRFIN20100508_223809_000000512089_00173_42812_8504.N1	08-MAY-2010 22:38:09	Straylight	51.000	25	35Lam Sco	1.6200	28000.	102	42812	No
275	GOM_NL__2PRFIN20100508_224050_000000592089_00173_42812_8505.N1	08-MAY-2010 22:40:50	Straylight	59.000	75	26Eps Sco	2.2910	4250.0	118	42812	No
276	GOM_NL__2PRFIN20100508_224413_000000482089_00173_42812_8506.N1	08-MAY-2010 22:44:13	Tw_i_and_stray	48.000	16	21Alp Sco	1.0200	3000.0	96	42812	No
277	GOM_NL__2PRFIN20100508_224610_000000552089_00173_42812_8507.N1	08-MAY-2010 22:46:10	Bright	55.000	80	7Del Sco	2.3160	30000.	110	42812	No
278	GOM_NL__2PRFIN20100508_224902_000000412089_00173_42812_8508.N1	08-MAY-2010 22:49:02	Bright	40.500	122	9Alp2Lib	2.7470	9700.0	81	42812	No

279	GOM_NL__2PRFIN20100508_225104_000000442089_00173_42812_8509.N1	08-MAY-2010 22:51:04	Bright	44.000	104	27Bet Lib	2.6140	13100.	88	42812	No
280	GOM_NL__2PRFIN20100508_225921_000000372089_00173_42812_8510.N1	08-MAY-2010 22:59:21	Bright	36.500	111	8Eta Boo	2.6800	6000.0	73	42812	No
281	GOM_NL__2PRFIN20100508_230228_000000432089_00173_42812_8511.N1	08-MAY-2010 23:02:28	Bright	43.000	83		2.3780	11000.	86	42812	No
282	GOM_NL__2PRFIN20100508_230534_000000392089_00173_42812_8512.N1	08-MAY-2010 23:05:34	Bright	38.500	180	27Gam Boo	3.0400	8000.0	77	42812	No
283	GOM_NL__2PRFIN20100508_230811_000000372089_00173_42812_8513.N1	08-MAY-2010 23:08:11	Bright	36.500	39	85Eta UMa	1.8540	24000.	73	42812	No
284	GOM_NL__2PRFIN20100508_231444_000000432089_00173_42812_8514.N1	08-MAY-2010 23:14:44	Bright	43.000	119	14Eta Dra	2.7270	4700.0	86	42812	No
285	GOM_NL__2PRFIN20100508_232530_000000452089_00173_42812_8515.N1	08-MAY-2010 23:25:30	Bright	44.500	89	5Alp Cep	2.4510	8000.0	89	42812	No
286	GOM_NL__2PRFIN20100508_232824_000000502089_00173_42812_8516.N1	08-MAY-2010 23:28:24	Bright	49.500	74	11Bet Cas	2.2680	6600.0	99	42812	No
287	GOM_NL__2PRFIN20100508_233816_000000592089_00173_42812_8517.N1	08-MAY-2010 23:38:16	Tw_i_and_stray	59.000	93	53Bet Peg	2.5200	3100.0	118	42812	No
288	GOM_NL__2PRFIN20100508_234233_000000512089_00173_42812_8518.N1	08-MAY-2010 23:42:33	Dark	50.500	90	54Alp Peg	2.4870	11000.	101	42812	No
289	GOM_NL__2PRFIN20100508_235544_000000452089_00173_42812_8519.N1	08-MAY-2010 23:55:44	Dark	45.000	18	24Alp PsA	1.1660	9700.0	90	42812	No

3. Quality information per product

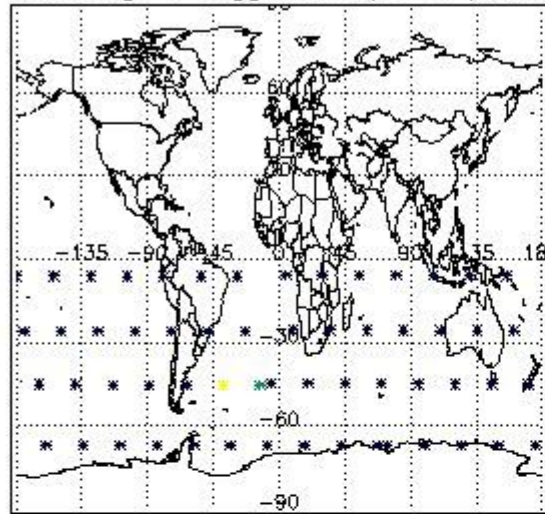
In this section it is plotted some information contained in the Quality Summary data set of the level 2 products. Only products in dark limb conditions and without errors (error flag in the MPH set to "0") are used.

3.1 Plot quality information per product (time dependant)

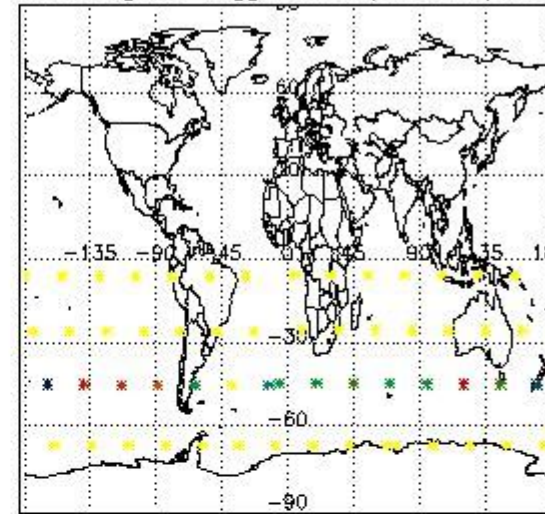


3.2 Plot quality information per product (world map)

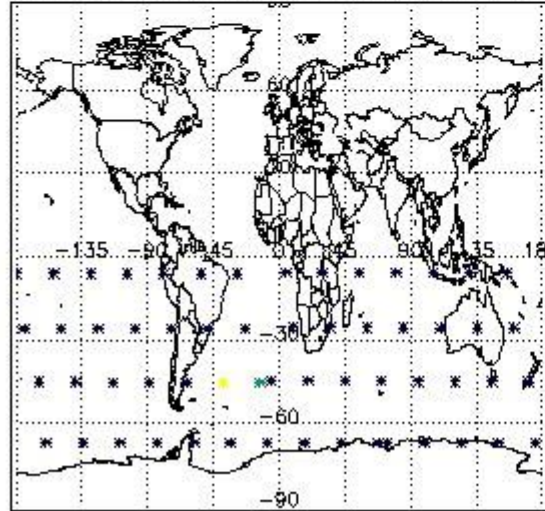
Percentage of flagged data per O3 profile



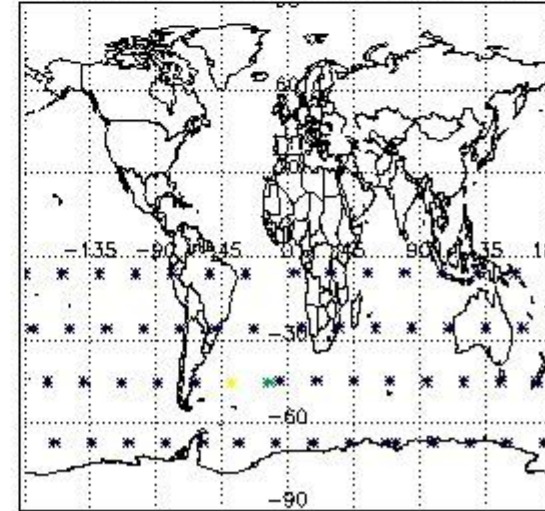
Percentage of flagged data per H2O profile



Percentage of flagged data per NO2 profile



Percentage of flagged data per NO3 profile

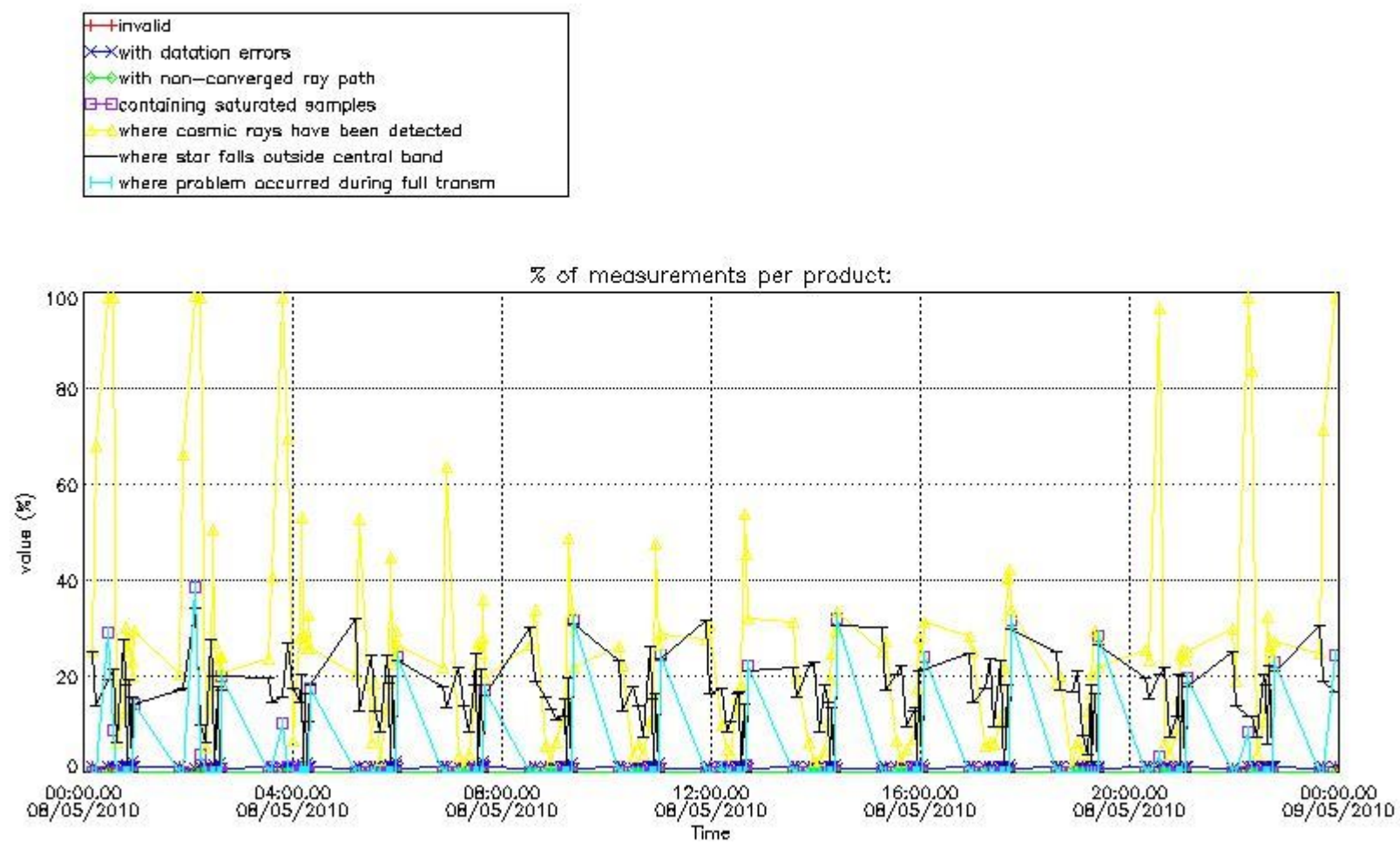


4. Level 1 quality information per product

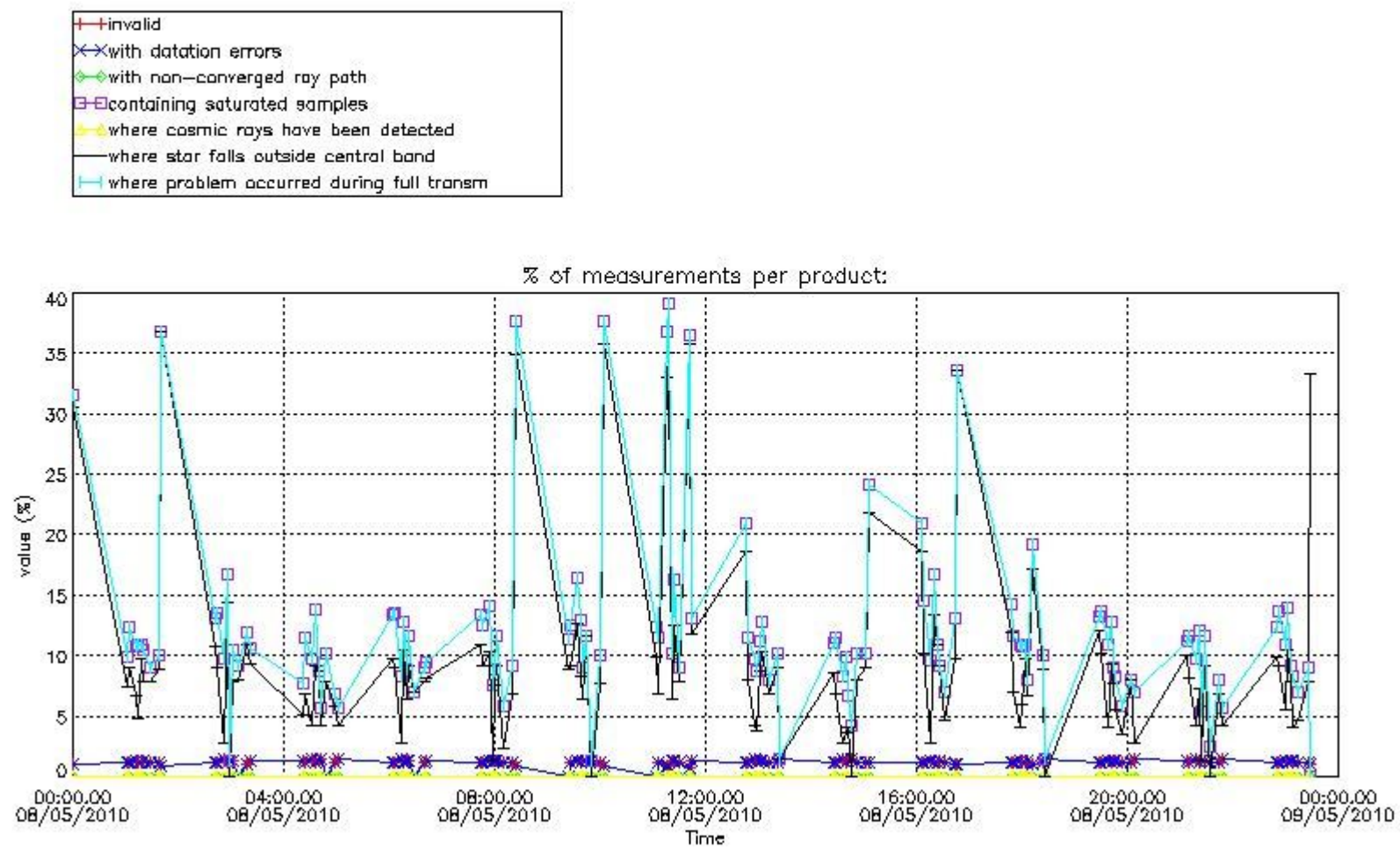
In this section it is plotted some information contained in the Quality Summary data set of the level 2 products that comes from the level 1b processing. Products without errors (error flag in the MPH set to "0") are used.

4.1 Plot quality information per product (time dependant) coming from level 1b processing

4.1.1 Plot level 1 quality information per product (time dependant): ENVISAT ASCENDING passes

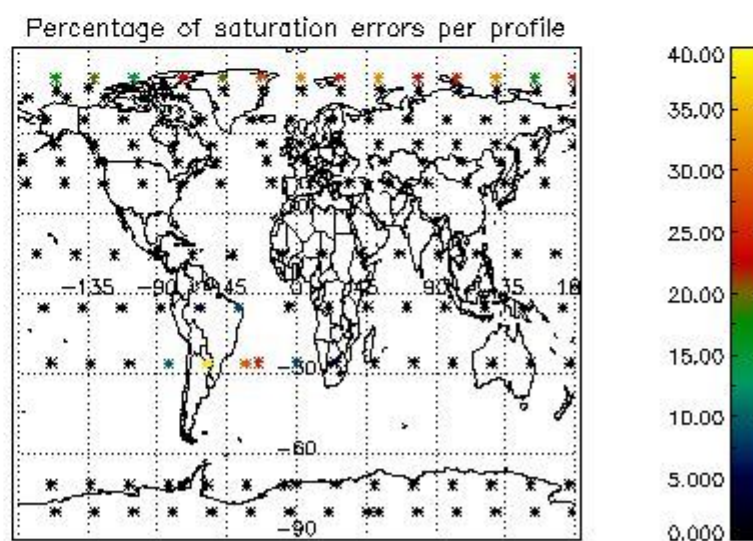
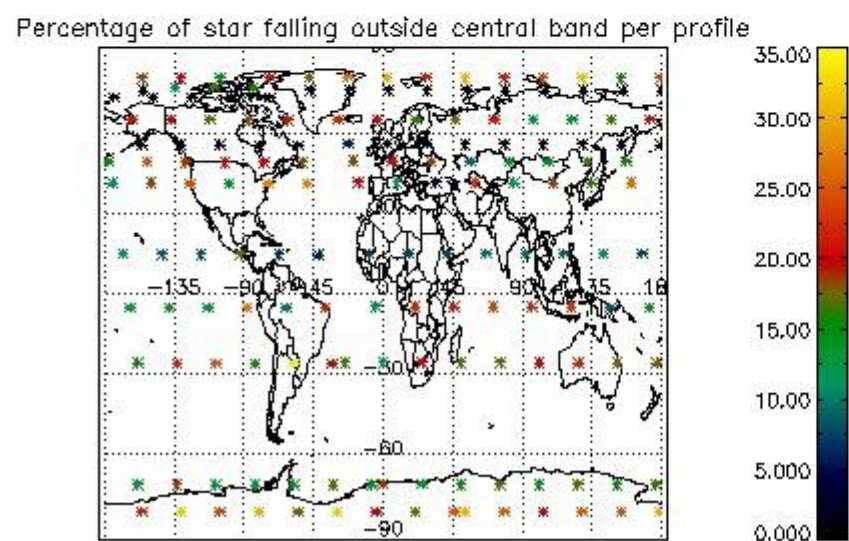
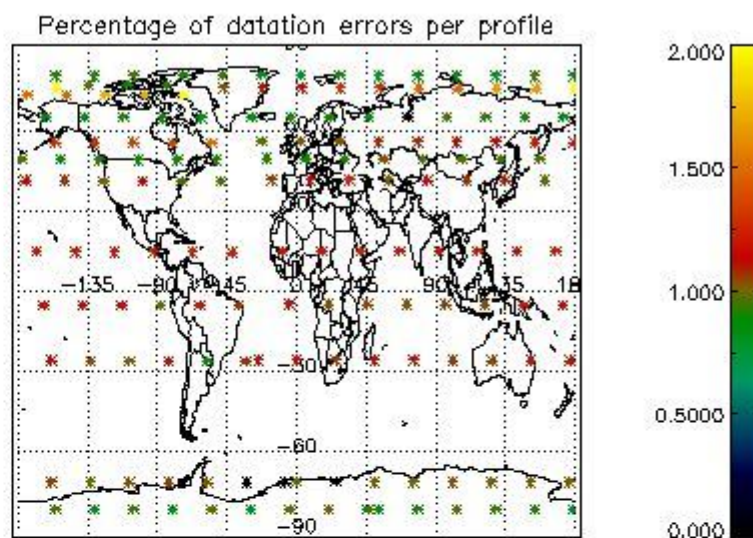
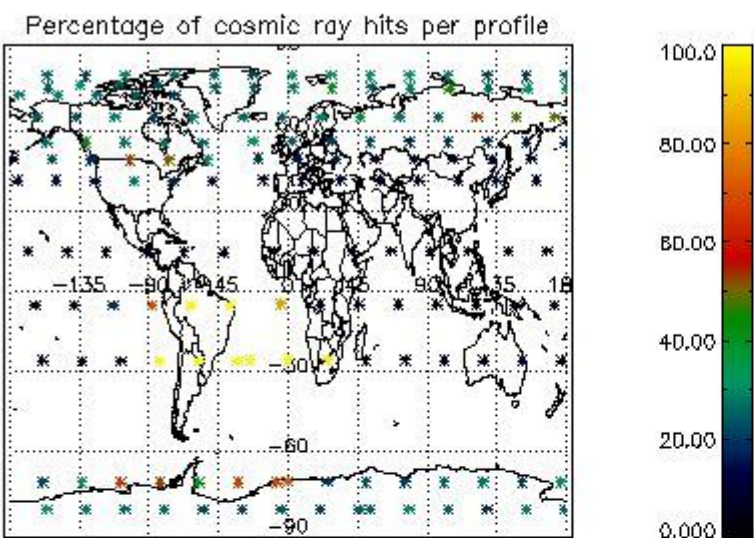


4.1.2 Plot level 1 quality information per product (time dependant): ENVI SAT DESCENDING passes

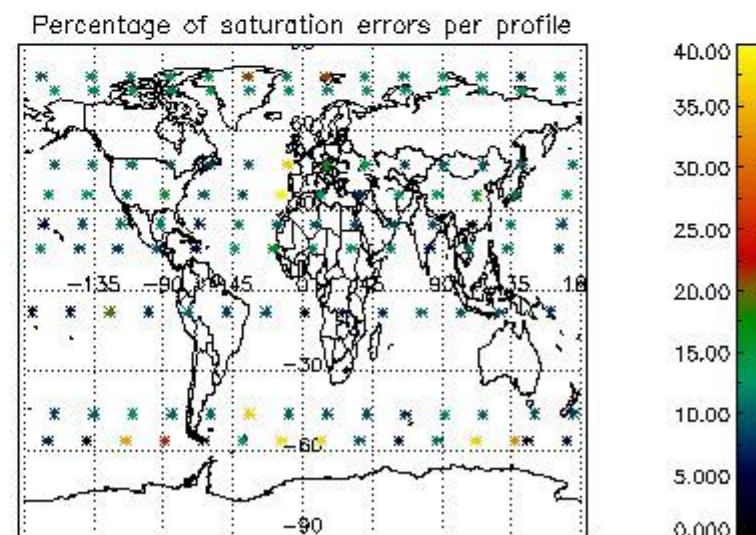
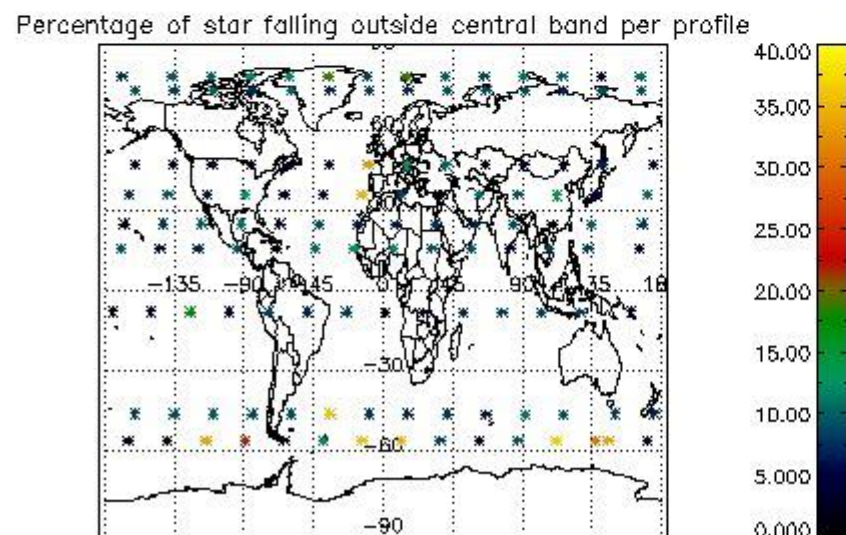
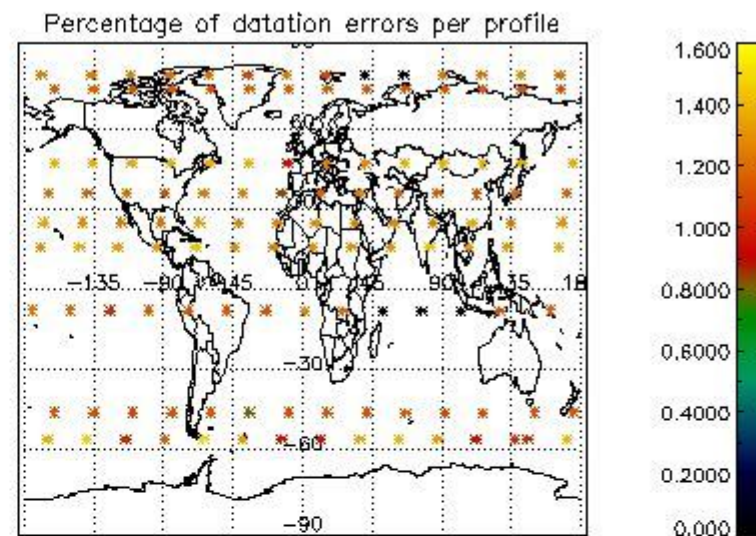
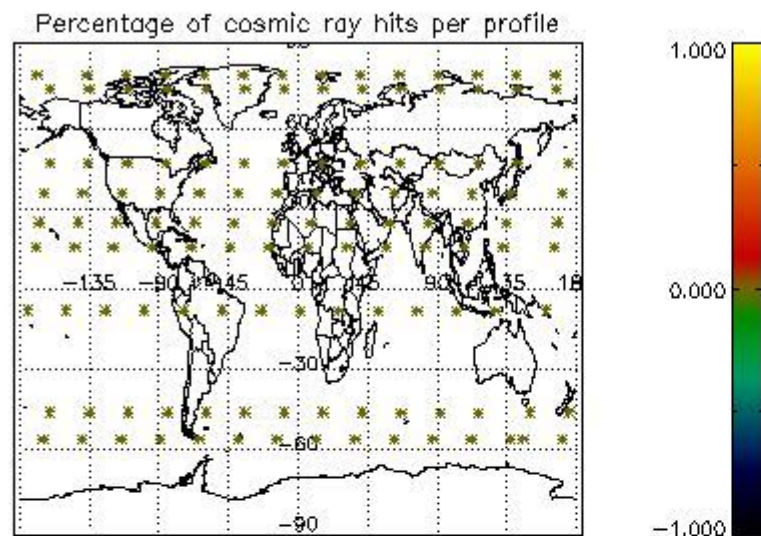


4.2 Plot quality information per product coming from level 1b processing (world map)

4.2.1 Plot level 1 quality information per product (world map): ENVISAT ASCENDING passes



4.2.2 Plot level 1 quality information per product (world map): ENVISAT DESCENDING passes



5. Trace gas profiles

5.1 Ozone statistics based on quality of products

The final quality of the products can be "measured" using the STD (Standard Deviation) attached to every point profile. This information is written to the parameter GOM_NL__2P/NL_LOCAL_SPECIES_DENSITY/o3_std of the level 2 products. The table below shows the statistics for given STD ranges.

The statistics are given with respect to the overall valid production:

- Products without fatal errors: GOM_NL__2P/MPH/PRODUCT_ERR=0
- Valid point profile: GOM_NL__2P/NL_LOCAL_SPECIES_DENSITY/pcd(0)=0

The 'Criteria' is applied to valid points of dark limb products:

- Products in dark limb illumination condition: GOM_NL__2P/NL_SUMMARY_QUALITY/obs_ill_cond=0
- Products without fatal errors: GOM_NL__2P/MPH/PRODUCT_ERR=0
- Valid point profile: GOM_NL__2P/NL_LOCAL_SPECIES_DENSITY/pcd(0)=0

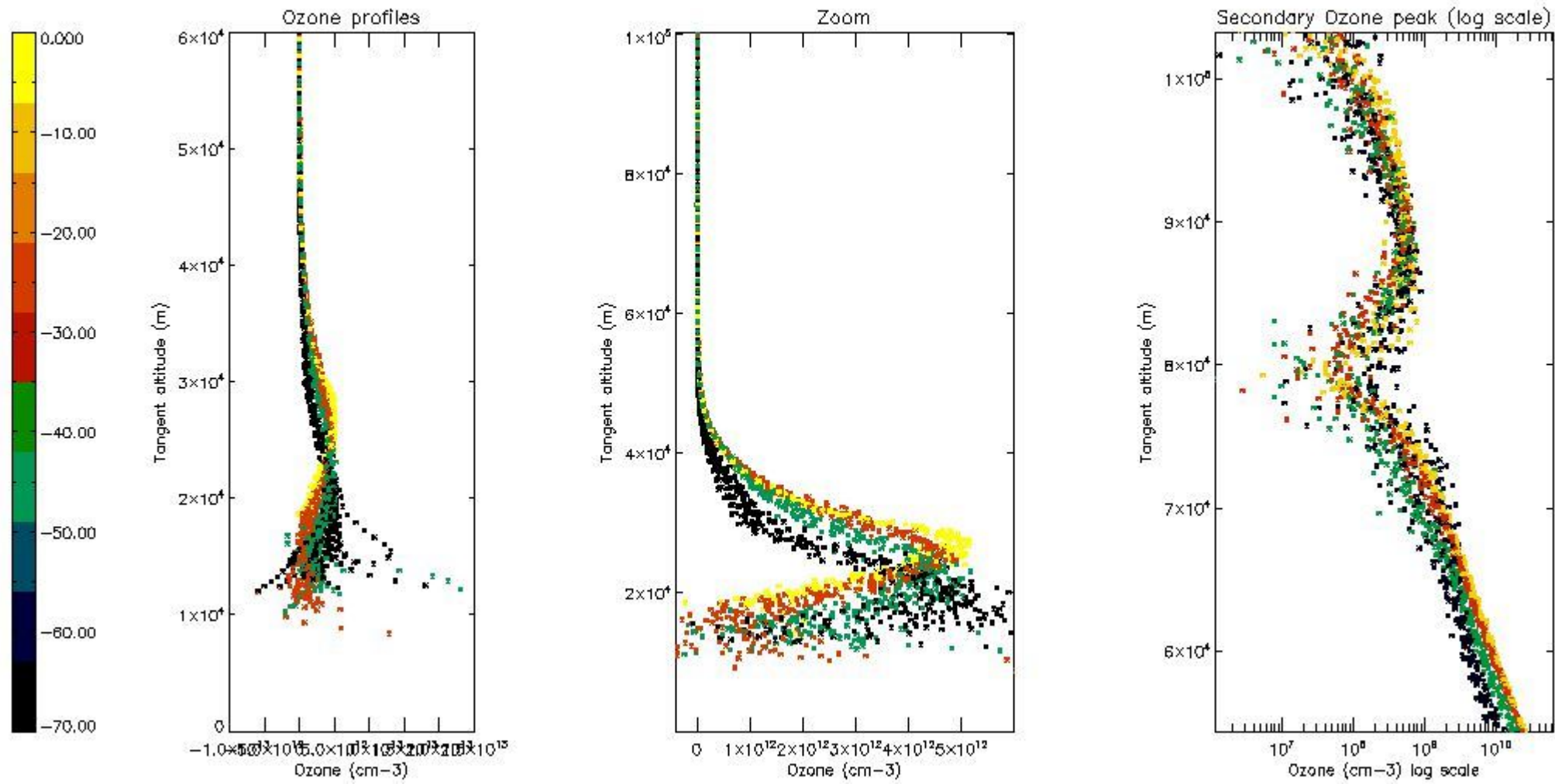
So, the table below shows the percentage of dark limb and valid observations for each criteria with respect to the overall valid daily observations.

Criteria	% of total production
All STD	20
STD < 20	12

STD < 10	10
STD < 5	6

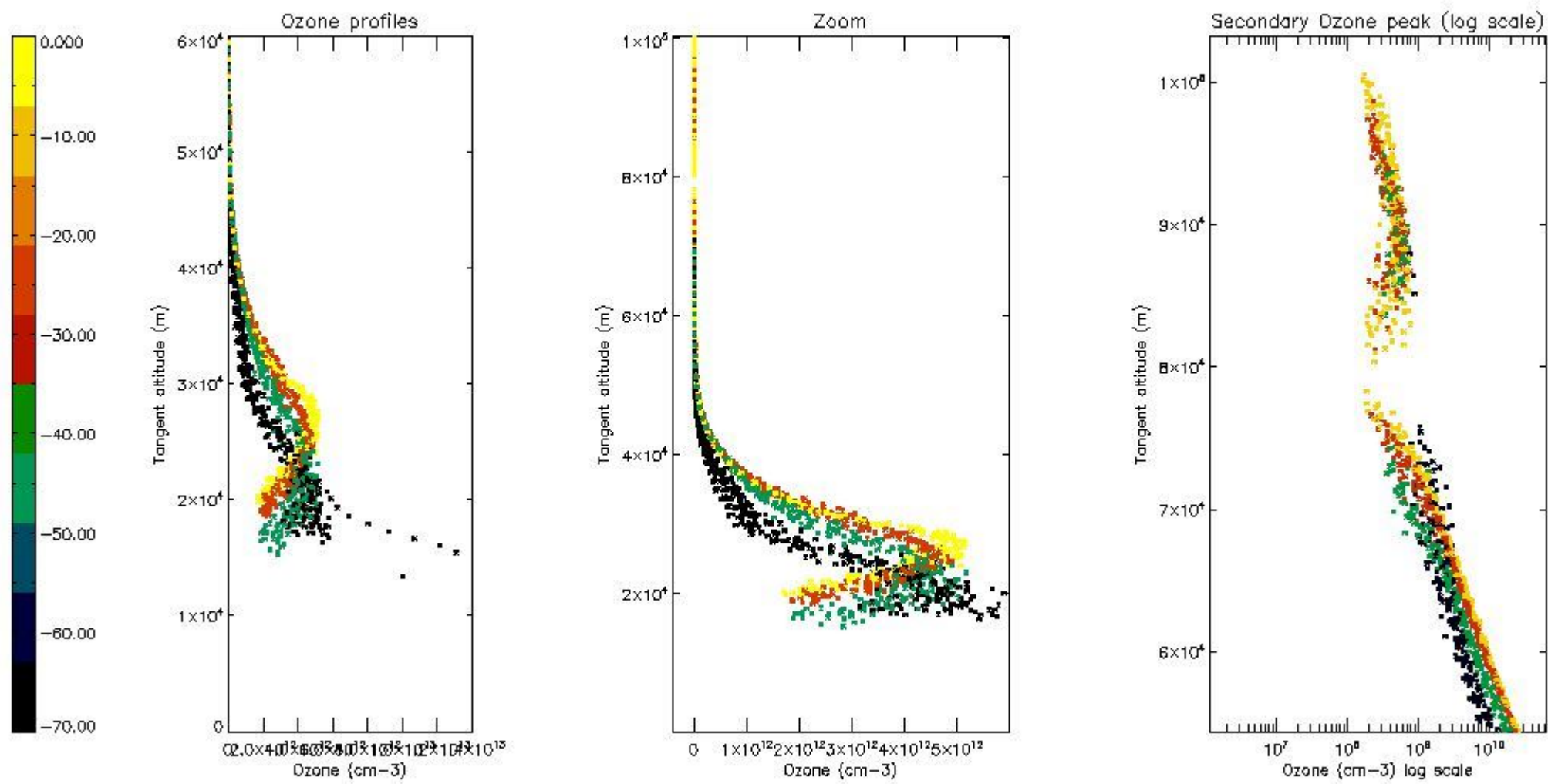
5.2 Plot ozone profiles for all STD (dark without errors)

The colorbar represents the latitude.



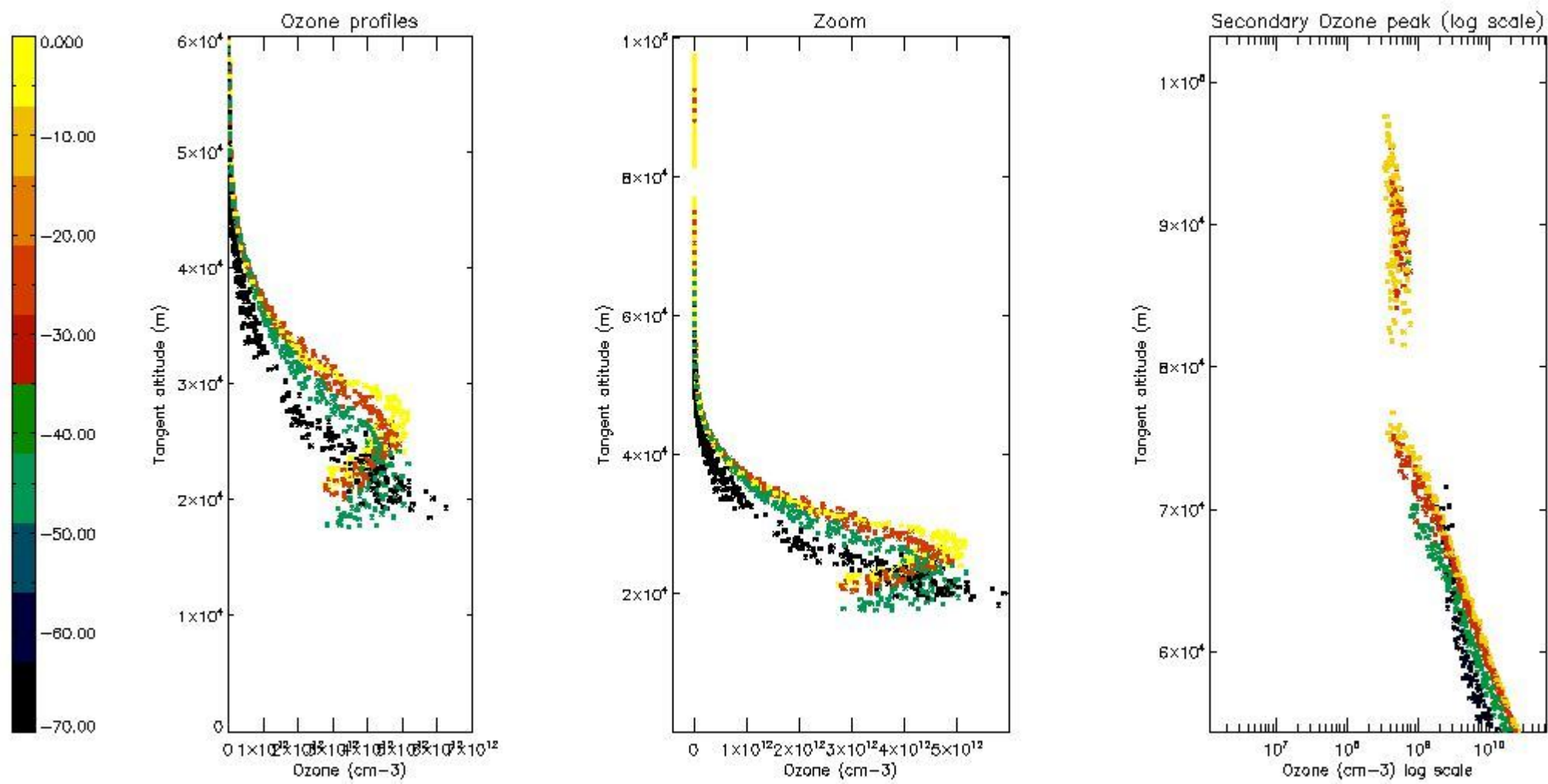
5.3 Plot ozone profiles where STD < 20% (dark without errors)

The colorbar represents the latitude.



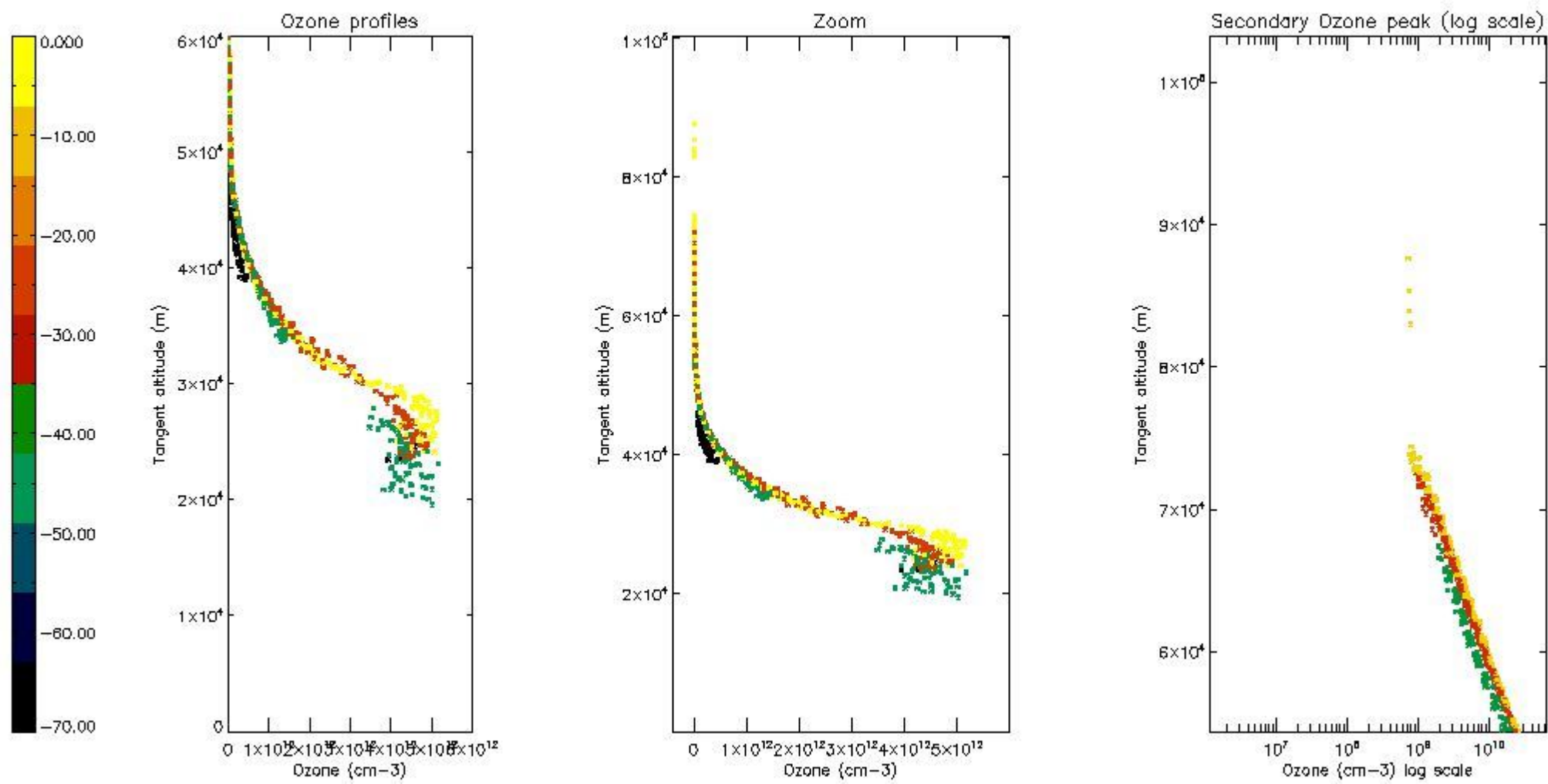
5.4 Plot ozone profiles where STD < 10% (dark without errors)

The colorbar represents the latitude.



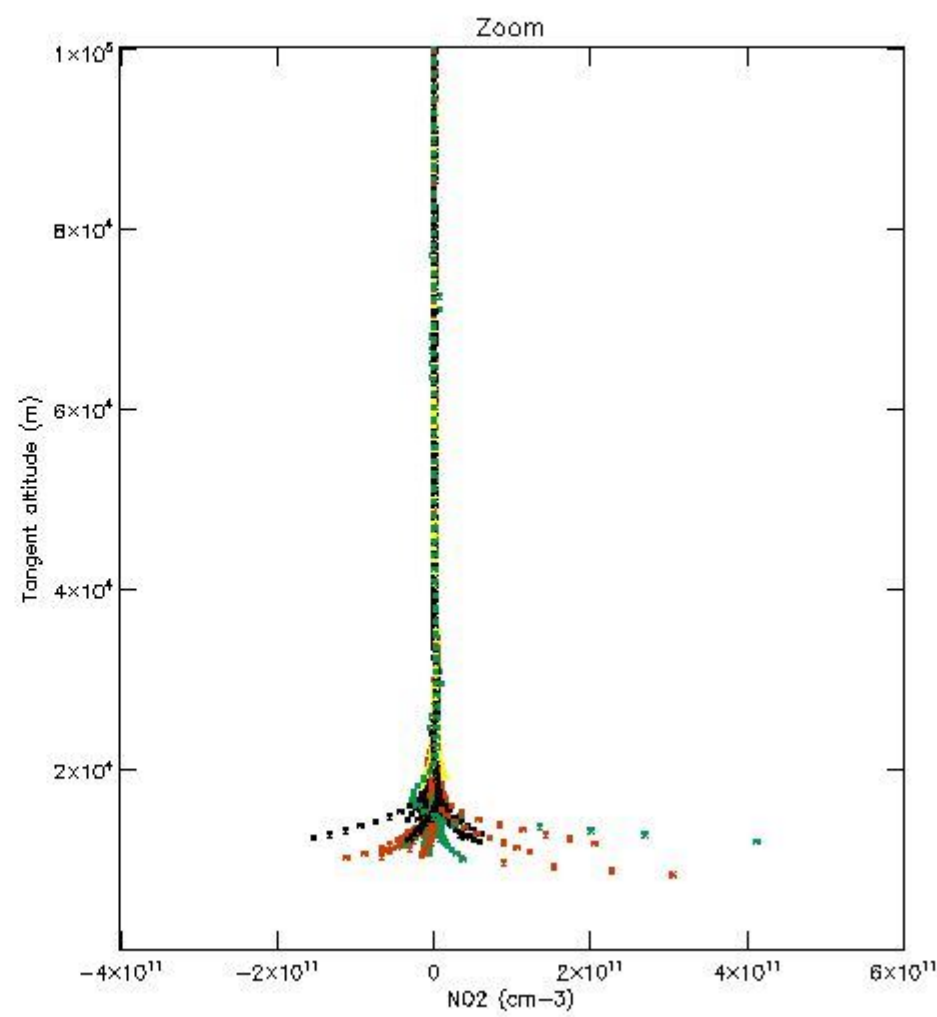
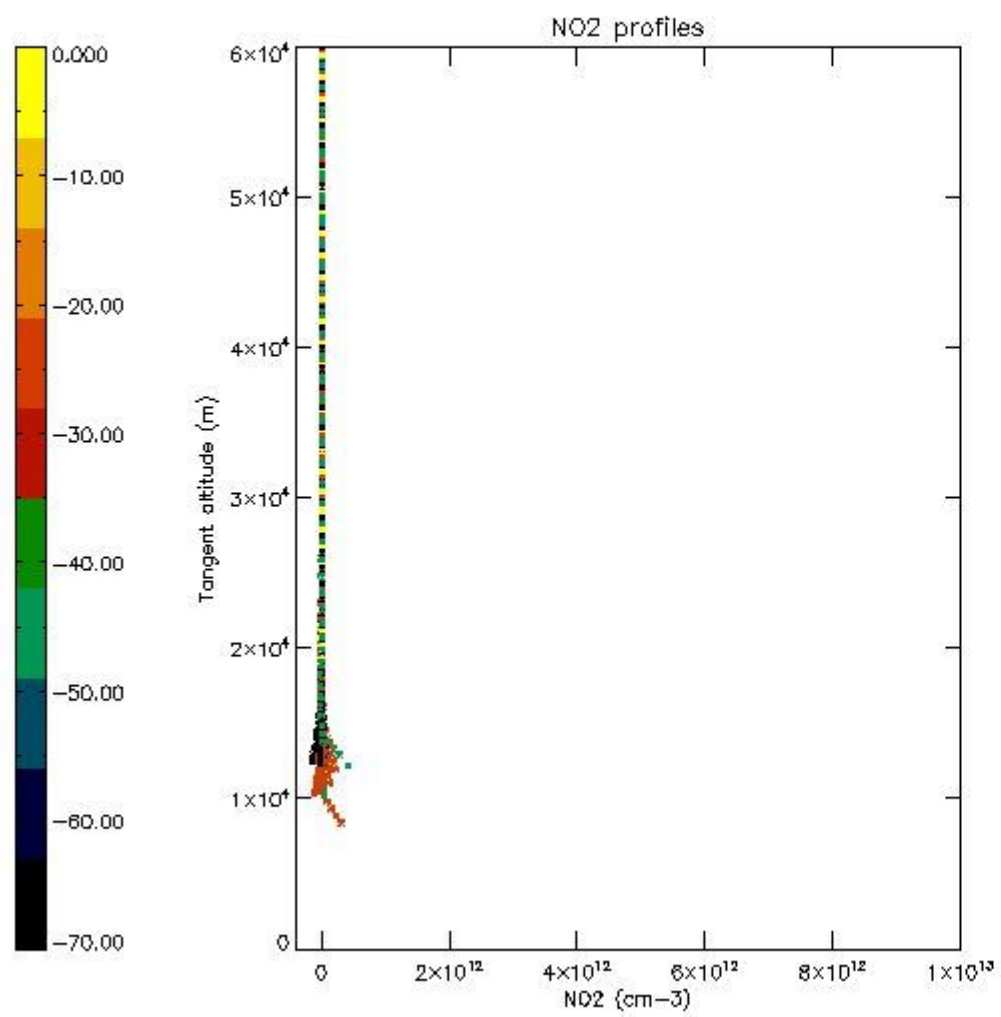
5.5 Plot ozone profiles where STD < 5% (dark without errors)

The colorbar represents the latitude.



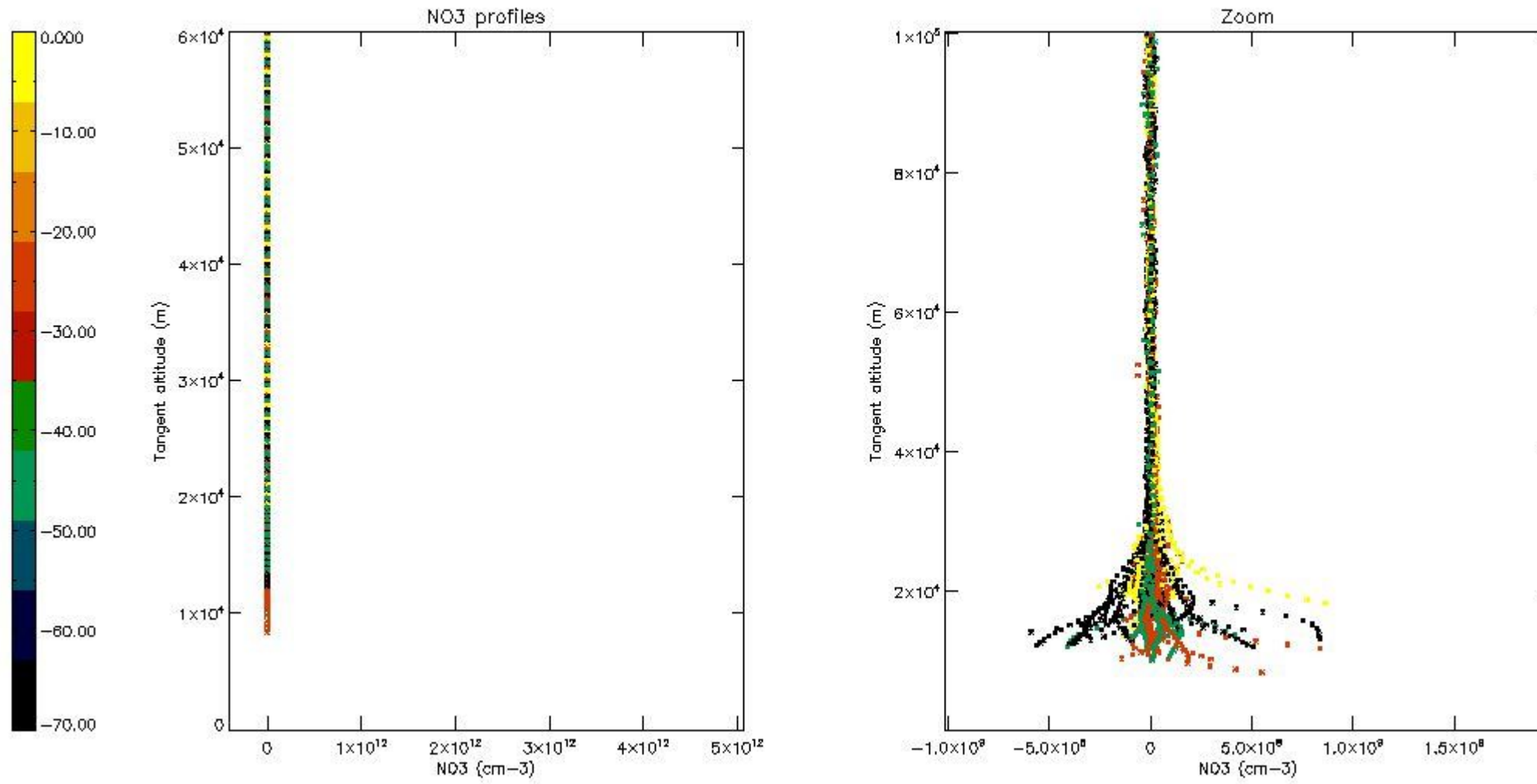
5.6 Plot NO₂ profiles for all STD (dark without errors)

The colorbar represents the latitude.



5.7 Plot NO3 profiles for all STD (dark without errors)

The colorbar represents the latitude.



6. Auxiliary Data Files used for the production reported in section 2

The number reported in the third column indicates since which file (see list in section 2) the corresponding auxiliary file has been used. The fourth column is the date of those product files.

Type	Auxiliary Filename	Used since product	Used since product date
INST_PHYS_CHARACTERISTICS	GOM_INS_AXVIEC20091111_143220_20030716_120000_20500101_000000	1	08-MAY-2010 00:00:01
LEVEL-2_PROC_CONFIG	GOM_PR2_AXVIEC20091111_152718_20020301_000000_20500101_000000	1	08-MAY-2010 00:00:01
CROSS_SECTIONS_FILE	GOM_CRS_AXVIEC20091111_154832_20020301_000000_20500101_000000	1	08-MAY-2010 00:00:01

GOMOS Level 2 Daily Report

SUMMARY

[1. General Info](#)

[2. Summary of processed GOM_NL_2P products](#)

[3. Level 2 Quality information per product](#)

[3.1 Plot of level 2 quality information per product \(time dependant\)](#)

[3.2 Plot of level 2 quality information per product \(world map\)](#)

[4. Level 1 Quality information per product \(stored on level 2 products\)](#)

[4.1 Plot of level 1 quality information per product \(time dependant\)](#)

[4.1.1 Plot of level 1 quality information per product \(time dependant\): ASCENDING](#)

[4.1.2 Plot of level 1 quality information per product \(time dependant\): DESCENDING](#)

[4.2 Plot of level 1 quality information per product \(world map\)](#)

[4.2.1 Plot of level 1 quality information per product \(world map\): ASCENDING](#)

[4.2.2 Plot of level 1 quality information per product \(world map\): DESCENDING](#)

[5. Ozone profiles based on quality statistics and other trace gas profiles](#)

[5.1 Ozone statistics based on quality of products](#)

[5.2 Plot ozone profiles for all STD \(dark without errors\)](#)

[5.3 Plot ozone profiles where STD < 20% \(dark without errors\)](#)

[5.4. Plot ozone profiles where STD < 10% \(dark without errors\)](#)

[5.5. Plot ozone profiles where STD < 5% \(dark without errors\)](#)

[5.6 Plot NO2 profiles for all STD \(dark without errors\)](#)

[5.7 Plot NO3 profiles for all STD \(dark without errors\)](#)

[5.8 Plot H2O profiles \(only for occultations of stars 1,2,3,4,13,14,16,26,63 dark without errors\) for all STD](#)

[6. Auxiliary Data Files used for the production reported in section 2](#)

This report presents the daily analysis on parameters extracted from GOMOS level 2 data (GOM_NL__2P). It is intended to monitor some important parameters that will impact the quality of these products. A list of level 2 products (and content) that have arrived during the reporting day to the PCF is also given.

Item	Value
Time of report generation	29APR2013 10:32:31
Data source version	GOMOS/6.01
Start time of products	08-05-2010 (08MAY2010 00:00:00)
Stop time of products	09-05-2010 (09MAY2010 00:00:00)
Store outputs in DB	Yes
Nb of level 2 prods	289
Nb of prods with errors	0

2. Summary of processed GOM_NL__2P products.

Nr	Filename	UTC Start time	Limb	Duration	Star Id	Star Name	Star Mag	Star Temp	Nb Meas	Orbit	Prod. error
1	GOM_NL__2PRFIN20100508_000001_000000492089_00159_42798_8385.N1	08-MAY-2010 00:00:01	Bright	49.000	74	11Bet Cas	2.2680	6600.0	98	42798	No
2	GOM_NL__2PRFIN20100508_000951_000000542089_00159_42798_8386.N1	08-MAY-2010 00:09:51	Twilight	54.000	93	53Bet Peg	2.5200	3100.0	108	42798	No
3	GOM_NL__2PRFIN20100508_001404_000000472089_00159_42798_8387.N1	08-MAY-2010 00:14:04	Dark	47.000	90	54Alp Peg	2.4870	11000.	94	42798	No
4	GOM_NL__2PRFIN20100508_002712_000000472089_00159_42798_8388.N1	08-MAY-2010 00:27:12	Dark	46.500	18	24Alp PsA	1.1660	9700.0	93	42798	No
5	GOM_NL__2PRFIN20100508_003303_000000472089_00159_42798_8389.N1	08-MAY-2010 00:33:03	Dark	46.500	31	Alp Gru	1.7340	15200.	93	42798	No
6	GOM_NL__2PRFIN20100508_003838_000000412089_00160_42799_8377.N1	08-MAY-2010 00:38:38	Dark	40.500	45	Alp Pav	1.9400	26000.	81	42799	No
7	GOM_NL__2PRFIN20100508_004607_000000532089_00160_42799_8378.N1	08-MAY-2010 00:46:07	Straylight	52.500	141	Bet Ara	2.8400	4600.0	105	42799	No
8	GOM_NL__2PRFIN20100508_004821_000000552089_00160_42799_8379.N1	08-MAY-2010 00:48:21	Straylight	54.500	40	The Sco	1.8590	7100.0	109	42799	No
9	GOM_NL__2PRFIN20100508_005011_000000342089_00160_42799_8380.N1	08-MAY-2010 00:50:11	Straylight	34.000	25	35Lam Sco	1.6200	28000.	68	42799	No
10	GOM_NL__2PRFIN20100508_005256_000000582089_00160_42799_8381.N1	08-MAY-2010 00:52:56	Straylight	57.500	75	26Eps Sco	2.2910	4250.0	115	42799	No
11	GOM_NL__2PRFIN20100508_005531_000000252089_00160_42799_8382.N1	08-MAY-2010 00:55:31	Twilight	25.000	136	23Tau Sco	2.8220	30000.	50	42799	No
12	GOM_NL__2PRFIN20100508_005651_000000552089_00160_42799_8383.N1	08-MAY-2010 00:56:51	Twilight	55.000	156	20Sig Sco	2.9030	28000.	110	42799	No
13	GOM_NL__2PRFIN20100508_005819_000000532089_00160_42799_8384.N1	08-MAY-2010 00:58:19	Bright	52.500	80	7Del Sco	2.3160	30000.	105	42799	No
14	GOM_NL__2PRFIN20100508_010113_000000412089_00160_42799_8385.N1	08-MAY-2010 01:01:13	Bright	40.500	122	9Alp2Lib	2.7470	9700.0	81	42799	No
15	GOM_NL__2PRFIN20100508_010317_000000452089_00160_42799_8386.N1	08-MAY-2010 01:03:17	Bright	44.500	104	27Bet Lib	2.6140	13100.	89	42799	No
16	GOM_NL__2PRFIN20100508_011134_000000372089_00160_42799_8387.N1	08-MAY-2010 01:11:34	Bright	37.000	111	8Eta Boo	2.6800	6000.0	74	42799	No
17	GOM_NL__2PRFIN20100508_011445_000000422089_00160_42799_8388.N1	08-MAY-2010 01:14:45	Bright	41.500	83		2.3780	11000.	83	42799	No
18	GOM_NL__2PRFIN20100508_011750_000000412089_00160_42799_8389.N1	08-MAY-2010 01:17:50	Bright	41.000	180	27Gam Boo	3.0400	8000.0	82	42799	No
19	GOM_NL__2PRFIN20100508_012025_000000382089_00160_42799_8390.N1	08-MAY-2010 01:20:25	Bright	38.000	39	85Eta UMa	1.8540	24000.	76	42799	No
20	GOM_NL__2PRFIN20100508_012704_000000452089_00160_42799_8391.N1	08-MAY-2010 01:27:04	Bright	44.500	119	14Eta Dra	2.7270	4700.0	89	42799	No
21	GOM_NL__2PRFIN20100508_013748_000000452089_00160_42799_8392.N1	08-MAY-2010 01:37:48	Bright	45.000	89	5Alp Cep	2.4510	8000.0	90	42799	No
22	GOM_NL__2PRFIN20100508_014037_000000532089_00160_42799_8393.N1	08-MAY-2010 01:40:37	Bright	53.000	74	11Bet Cas	2.2680	6600.0	106	42799	No
23	GOM_NL__2PRFIN20100508_015027_000000502089_00160_42799_8394.N1	08-MAY-2010 01:50:27	Twilight	49.500	93	53Bet Peg	2.5200	3100.0	99	42799	No
24	GOM_NL__2PRFIN20100508_015441_000000492089_00160_42799_8395.N1	08-MAY-2010 01:54:41	Dark	49.000	90	54Alp Peg	2.4870	11000.	98	42799	No
25	GOM_NL__2PRFIN20100508_020749_000000572089_00160_42799_8396.N1	08-MAY-2010 02:07:49	Dark	57.000	18	24Alp PsA	1.1660	9700.0	114	42799	No
26	GOM_NL__2PRFIN20100508_021339_000000422089_00160_42799_8397.N1	08-MAY-2010 02:13:39	Dark	41.500	31	Alp Gru	1.7340	15200.	83	42799	No
27	GOM_NL__2PRFIN20100508_021915_000000412089_00161_42800_8385.N1	08-MAY-2010 02:19:15	Dark	40.500	45	Alp Pav	1.9400	26000.	81	42800	No
28	GOM_NL__2PRFIN20100508_022643_000000532089_00161_42800_8386.N1	08-MAY-2010 02:26:43	Straylight	52.500	141	Bet Ara	2.8400	4600.0	105	42800	No
29	GOM_NL__2PRFIN20100508_022857_000000562089_00161_42800_8387.N1	08-MAY-2010 02:28:57	Straylight	55.500	40	The Sco	1.8590	7100.0	111	42800	No
30	GOM_NL__2PRFIN20100508_023048_000000372089_00161_42800_8388.N1	08-MAY-2010 02:30:48	Straylight	37.000	25	35Lam Sco	1.6200	28000.	74	42800	No
31	GOM_NL__2PRFIN20100508_023332_000000562089_00161_42800_8389.N1	08-MAY-2010 02:33:32	Straylight	56.000	75	26Eps Sco	2.2910	4250.0	112	42800	No
32	GOM_NL__2PRFIN20100508_023608_000000292089_00161_42800_8390.N1	08-MAY-2010 02:36:08	Twilight	29.000	136	23Tau Sco	2.8220	30000.	58	42800	No
33	GOM_NL__2PRFIN20100508_023728_000000562089_00161_42800_8391.N1	08-MAY-2010 02:37:28	Twilight	56.000	156	20Sig Sco	2.9030	28000.	112	42800	No
34	GOM_NL__2PRFIN20100508_023856_000000562089_00161_42800_8392.N1	08-MAY-2010 02:38:56	Bright	55.500	80	7Del Sco	2.3160	30000.	111	42800	No
35	GOM_NL__2PRFIN20100508_024149_000000422089_00161_42800_8393.N1	08-MAY-2010 02:41:49	Bright	42.000	122	9Alp2Lib	2.7470	9700.0	84	42800	No
36	GOM_NL__2PRFIN20100508_024353_000000452089_00161_42800_8394.N1	08-MAY-2010 02:43:53	Bright	44.500	104	27Bet Lib	2.6140	13100.	89	42800	No
37	GOM_NL__2PRFIN20100508_025210_000000362089_00161_42800_8395.N1	08-MAY-2010 02:52:10	Bright	36.000	111	8Eta Boo	2.6800	6000.0	72	42800	No
38	GOM_NL__2PRFIN20100508_025521_000000452089_00161_42800_8396.N1	08-MAY-2010 02:55:21	Bright	45.000	83		2.3780	11000.	90	42800	No
39	GOM_NL__2PRFIN20100508_025826_000000372089_00161_42800_8397.N1	08-MAY-2010 02:58:26	Bright	36.500	180	27Gam Boo	3.0400	8000.0	73	42800	No
40	GOM_NL__2PRFIN20100508_030101_000000382089_00161_42800_8398.N1	08-MAY-2010 03:01:01	Bright	38.000	39	85Eta UMa	1.8540	24000.	76	42800	No
41	GOM_NL__2PRFIN20100508_030740_000000442089_00161_42800_8399.N1	08-MAY-2010 03:07:40	Bright	44.000	119	14Eta Dra	2.7270	4700.0	88	42800	No
42	GOM_NL__2PRFIN20100508_031823_000000462089_00161_42800_8400.N1	08-MAY-2010 03:18:23	Bright	46.000	89	5Alp Cep	2.4510	8000.0	92	42800	No

43	GOM_NL__2PRFIN20100508_032113_000000382089_00161_42800_8401.N1	08-MAY-2010 03:21:13	Bright	37.500	74	11Bet Cas	2.2680	6600.0	75	42800	No
44	GOM_NL__2PRFIN20100508_033103_000000512089_00161_42800_8402.N1	08-MAY-2010 03:31:03	Tw_i_and_stray	51.000	93	53Bet Peg	2.5200	3100.0	102	42800	No
45	GOM_NL__2PRFIN20100508_033517_000000482089_00161_42800_8403.N1	08-MAY-2010 03:35:17	Dark	48.000	90	54Alp Peg	2.4870	11000.	96	42800	No
46	GOM_NL__2PRFIN20100508_034825_000000452089_00161_42800_8404.N1	08-MAY-2010 03:48:25	Dark	45.000	18	24Alp PsA	1.1660	9700.0	90	42800	No
47	GOM_NL__2PRFIN20100508_035416_000000512089_00161_42800_8405.N1	08-MAY-2010 03:54:16	Dark	50.500	31	Alp Gru	1.7340	15200.	101	42800	No
48	GOM_NL__2PRFIN20100508_035951_000000462089_00162_42801_8393.N1	08-MAY-2010 03:59:51	Dark	46.000	45	Alp Pav	1.9400	26000.	92	42801	No
49	GOM_NL__2PRFIN20100508_040720_000000452089_00162_42801_8394.N1	08-MAY-2010 04:07:20	Straylight	44.500	141	Bet Ara	2.8400	4600.0	89	42801	No
50	GOM_NL__2PRFIN20100508_040934_000000572089_00162_42801_8395.N1	08-MAY-2010 04:09:34	Straylight	56.500	40	The Sco	1.8590	7100.0	113	42801	No
51	GOM_NL__2PRFIN20100508_041125_000000372089_00162_42801_8396.N1	08-MAY-2010 04:11:25	Straylight	37.000	25	35Lam Sco	1.6200	28000.	74	42801	No
52	GOM_NL__2PRFIN20100508_041409_000000552089_00162_42801_8397.N1	08-MAY-2010 04:14:09	Straylight	54.500	75	26Eps Sco	2.2910	4250.0	109	42801	No
53	GOM_NL__2PRFIN20100508_041644_000000292089_00162_42801_8398.N1	08-MAY-2010 04:16:44	Tw_i_and_stray	29.000	136	23Tau Sco	2.8220	30000.	58	42801	No
54	GOM_NL__2PRFIN20100508_041804_000000522089_00162_42801_8399.N1	08-MAY-2010 04:18:04	Tw_i_and_stray	52.000	156	20Sig Sco	2.9030	28000.	104	42801	No
55	GOM_NL__2PRFIN20100508_041932_000000552089_00162_42801_8400.N1	08-MAY-2010 04:19:32	Bright	54.500	80	7Del Sco	2.3160	30000.	109	42801	No
56	GOM_NL__2PRFIN20100508_042226_000000392089_00162_42801_8401.N1	08-MAY-2010 04:22:26	Bright	39.000	122	9Alp2Lib	2.7470	9700.0	78	42801	No
57	GOM_NL__2PRFIN20100508_042429_000000442089_00162_42801_8402.N1	08-MAY-2010 04:24:29	Bright	43.500	104	27Bet Lib	2.6140	13100.	87	42801	No
58	GOM_NL__2PRFIN20100508_043246_000000362089_00162_42801_8403.N1	08-MAY-2010 04:32:46	Bright	36.000	111	8Eta Boo	2.6800	6000.0	72	42801	No
59	GOM_NL__2PRFIN20100508_043556_000000442089_00162_42801_8404.N1	08-MAY-2010 04:35:56	Bright	43.500	83		2.3780	11000.	87	42801	No
60	GOM_NL__2PRFIN20100508_043902_000000402089_00162_42801_8405.N1	08-MAY-2010 04:39:02	Bright	40.000	180	27Gam Boo	3.0400	8000.0	80	42801	No
61	GOM_NL__2PRFIN20100508_044137_000000352089_00162_42801_8406.N1	08-MAY-2010 04:41:37	Bright	35.000	39	85Eta UMa	1.8540	24000.	70	42801	No
62	GOM_NL__2PRFIN20100508_044815_000000452089_00162_42801_8407.N1	08-MAY-2010 04:48:15	Bright	44.500	119	14Eta Dra	2.7270	4700.0	89	42801	No
63	GOM_NL__2PRFIN20100508_045859_000000442089_00162_42801_8408.N1	08-MAY-2010 04:58:59	Bright	43.500	89	5Alp Cep	2.4510	8000.0	87	42801	No
64	GOM_NL__2PRFIN20100508_050149_000000362089_00162_42801_8409.N1	08-MAY-2010 05:01:49	Bright	35.500	74	11Bet Cas	2.2680	6600.0	71	42801	No
65	GOM_NL__2PRFIN20100508_051139_000000612089_00162_42801_8410.N1	08-MAY-2010 05:11:39	Tw_i_and_stray	61.000	93	53Bet Peg	2.5200	3100.0	122	42801	No
66	GOM_NL__2PRFIN20100508_051554_000000482089_00162_42801_8411.N1	08-MAY-2010 05:15:54	Dark	47.500	90	54Alp Peg	2.4870	11000.	95	42801	No
67	GOM_NL__2PRFIN20100508_052902_000000492089_00162_42801_8412.N1	08-MAY-2010 05:29:02	Dark	49.000	18	24Alp PsA	1.1660	9700.0	98	42801	No
68	GOM_NL__2PRFIN20100508_053453_000000432089_00162_42801_8413.N1	08-MAY-2010 05:34:53	Dark	43.000	31	Alp Gru	1.7340	15200.	86	42801	No
69	GOM_NL__2PRFIN20100508_054028_000000422089_00163_42802_8401.N1	08-MAY-2010 05:40:28	Dark	41.500	45	Alp Pav	1.9400	26000.	83	42802	No
70	GOM_NL__2PRFIN20100508_054756_000000502089_00163_42802_8402.N1	08-MAY-2010 05:47:56	Straylight	49.500	141	Bet Ara	2.8400	4600.0	99	42802	No
71	GOM_NL__2PRFIN20100508_055011_000000542089_00163_42802_8403.N1	08-MAY-2010 05:50:11	Straylight	54.000	40	The Sco	1.8590	7100.0	108	42802	No
72	GOM_NL__2PRFIN20100508_055201_000000392089_00163_42802_8404.N1	08-MAY-2010 05:52:01	Straylight	39.000	25	35Lam Sco	1.6200	28000.	78	42802	No
73	GOM_NL__2PRFIN20100508_055445_000000582089_00163_42802_8405.N1	08-MAY-2010 05:54:45	Straylight	58.000	75	26Eps Sco	2.2910	4250.0	116	42802	No
74	GOM_NL__2PRFIN20100508_055721_000000342089_00163_42802_8406.N1	08-MAY-2010 05:57:21	Tw_i_and_stray	34.000	136	23Tau Sco	2.8220	30000.	68	42802	No
75	GOM_NL__2PRFIN20100508_055810_000000252089_00163_42802_8407.N1	08-MAY-2010 05:58:10	Tw_i_and_stray	25.000	16	21Alp Sco	1.0200	3000.0	50	42802	No
76	GOM_NL__2PRFIN20100508_060008_000000582089_00163_42802_8408.N1	08-MAY-2010 06:00:08	Bright	58.000	80	7Del Sco	2.3160	30000.	116	42802	No
77	GOM_NL__2PRFIN20100508_060302_000000412089_00163_42802_8409.N1	08-MAY-2010 06:03:02	Bright	41.000	122	9Alp2Lib	2.7470	9700.0	82	42802	No
78	GOM_NL__2PRFIN20100508_060505_000000452089_00163_42802_8410.N1	08-MAY-2010 06:05:05	Bright	44.500	104	27Bet Lib	2.6140	13100.	89	42802	No
79	GOM_NL__2PRFIN20100508_061322_000000362089_00163_42802_8411.N1	08-MAY-2010 06:13:22	Bright	36.000	111	8Eta Boo	2.6800	6000.0	72	42802	No
80	GOM_NL__2PRFIN20100508_061632_000000432089_00163_42802_8412.N1	08-MAY-2010 06:16:32	Bright	43.000	83		2.3780	11000.	86	42802	No
81	GOM_NL__2PRFIN20100508_061937_000000402089_00163_42802_8413.N1	08-MAY-2010 06:19:37	Bright	39.500	180	27Gam Boo	3.0400	8000.0	79	42802	No
82	GOM_NL__2PRFIN20100508_062213_000000392089_00163_42802_8414.N1	08-MAY-2010 06:22:13	Bright	38.500	39	85Eta UMa	1.8540	24000.	77	42802	No
83	GOM_NL__2PRFIN20100508_062850_000000432089_00163_42802_8415.N1	08-MAY-2010 06:28:50	Bright	43.000	119	14Eta Dra	2.7270	4700.0	86	42802	No
84	GOM_NL__2PRFIN20100508_063935_000000452089_00163_42802_8416.N1	08-MAY-2010 06:39:35	Bright	44.500	89	5Alp Cep	2.4510	8000.0	89	42802	No
85	GOM_NL__2PRFIN20100508_064225_000000372089_00163_42802_8417.N1	08-MAY-2010 06:42:25	Bright	37.000	74	11Bet Cas	2.2680	6600.0	74	42802	No
86	GOM_NL__2PRFIN20100508_065215_000000512089_00163_42802_8418.N1	08-MAY-2010 06:52:15	Tw_i_and_stray	50.500	93	53Bet Peg	2.5200	3100.0	101	42802	No
87	GOM_NL__2PRFIN20100508_065630_000000482089_00163_42802_8419.N1	08-MAY-2010 06:56:30	Dark	48.000	90	54Alp Peg	2.4870	11000.	96	42802	No
88	GOM_NL__2PRFIN20100508_070939_000000482089_00163_42802_8420.N1	08-MAY-2010 07:09:39	Dark	48.000	18	24Alp PsA	1.1660	9700.0	96	42802	No
89	GOM_NL__2PRFIN20100508_071529_000000432089_00163_42802_8421.N1	08-MAY-2010 07:15:29	Dark	43.000	31	Alp Gru	1.7340	15200.	86	42802	No
90	GOM_NL__2PRFIN20100508_072104_000000422089_00164_42803_8409.N1	08-MAY-2010 07:21:04	Dark	41.500	45	Alp Pav	1.9400	26000.	83	42803	No
91	GOM_NL__2PRFIN20100508_072833_000000472089_00164_42803_8410.N1	08-MAY-2010 07:28:33	Straylight	46.500	141	Bet Ara	2.8400	4600.0	93	42803	No
92	GOM_NL__2PRFIN20100508_073048_000000592089_00164_42803_8411.N1	08-MAY-2010 07:30:48	Straylight	58.500	40	The Sco	1.8590	7100.0	117	42803	No
93	GOM_NL__2PRFIN20100508_073238_000000392089_00164_42803_8412.N1	08-MAY-2010 07:32:38	Straylight	39.000	25	35Lam Sco	1.6200	28000.	78	42803	No
94	GOM_NL__2PRFIN20100508_073522_000000592089_00164_42803_8413.N1	08-MAY-2010 07:35:22	Straylight	58.500	75	26Eps Sco	2.2910	4250.0	117	42803	No
95	GOM_NL__2PRFIN20100508_073757_000000342089_00164_42803_8414.N1	08-MAY-2010 07:37:57	Tw_i_and_stray	34.000	136	23Tau Sco	2.8220	30000.	68	42803	No
96	GOM_NL__2PRFIN20100508_073846_000000252089_00164_42803_8415.N1	08-MAY-2010 07:38:46	Tw_i_and_stray	25.000	16	21Alp Sco	1.0200	3000.0	50	42803	No
97	GOM_NL__2PRFIN20100508_074044_000000532089_00164_42803_8416.N1	08-MAY-2010 07:40:44	Bright	53.000	80	7Del Sco	2.3160	30000.	106	42803	No
98	GOM_NL__2PRFIN20100508_074338_000000412089_00164_42803_8417.N1	08-MAY-2010 07:43:38	Bright	41.000	122	9Alp2Lib	2.7470	9700.0	82	42803	No
99	GOM_NL__2PRFIN20100508_074541_000000442089_00164_42803_8418.N1	08-MAY-2010 07:45:41	Bright	44.000	104	27Bet Lib	2.6140	13100.	88	42803	No
100	GOM_NL__2PRFIN20100508_075358_000000392089_00164_42803_8419.N1	08-MAY-2010 07:53:58	Bright	39.000	111	8Eta Boo	2.6800	6000.0	78	42803	No
101	GOM_NL__2PRFIN20100508_075708_000000402089_00164_42803_8420.N1	08-MAY-2010 07:57:08	Bright	39.500	83		2.3780	11000.	79	42803	No

102	GOM_NL__2PRFIN20100508_080013_000000402089_00164_42803_8421.N1	08-MAY-2010 08:00:13	Bright	39.500	180	27Gam Boo	3.0400	8000.0	79	42803	No
103	GOM_NL__2PRFIN20100508_080248_000000392089_00164_42803_8422.N1	08-MAY-2010 08:02:48	Bright	38.500	39	85Eta UMa	1.8540	24000.	77	42803	No
104	GOM_NL__2PRFIN20100508_080926_000000432089_00164_42803_8423.N1	08-MAY-2010 08:09:26	Bright	42.500	119	14Eta Dra	2.7270	4700.0	85	42803	No
105	GOM_NL__2PRFIN20100508_082010_000000442089_00164_42803_8424.N1	08-MAY-2010 08:20:10	Bright	44.000	89	5Alp Cep	2.4510	8000.0	88	42803	No
106	GOM_NL__2PRFIN20100508_082301_000000532089_00164_42803_8425.N1	08-MAY-2010 08:23:01	Bright	53.000	74	11Bet Cas	2.2680	6600.0	106	42803	No
107	GOM_NL__2PRFIN20100508_083252_000000582089_00164_42803_8426.N1	08-MAY-2010 08:32:52	Tw_i_and_stray	58.000	93	53Bet Peg	2.5200	3100.0	116	42803	No
108	GOM_NL__2PRFIN20100508_083706_000000512089_00164_42803_8427.N1	08-MAY-2010 08:37:06	Dark	50.500	90	54Alp Peg	2.4870	11000.	101	42803	No
109	GOM_NL__2PRFIN20100508_085015_000000452089_00164_42803_8428.N1	08-MAY-2010 08:50:15	Dark	44.500	18	24Alp PsA	1.1660	9700.0	89	42803	No
110	GOM_NL__2PRFIN20100508_085606_000000432089_00164_42803_8429.N1	08-MAY-2010 08:56:06	Dark	42.500	31	Alp Gru	1.7340	15200.	85	42803	No
111	GOM_NL__2PRFIN20100508_090141_000000422089_00165_42804_8437.N1	08-MAY-2010 09:01:41	Dark	41.500	45	Alp Pav	1.9400	26000.	83	42804	No
112	GOM_NL__2PRFIN20100508_090910_000000432089_00165_42804_8438.N1	08-MAY-2010 09:09:10	Straylight	43.000	141	Bet Ara	2.8400	4600.0	86	42804	No
113	GOM_NL__2PRFIN20100508_091125_000000522089_00165_42804_8439.N1	08-MAY-2010 09:11:25	Straylight	52.000	40	The Sco	1.8590	7100.0	104	42804	No
114	GOM_NL__2PRFIN20100508_091315_000000412089_00165_42804_8440.N1	08-MAY-2010 09:13:15	Straylight	41.000	25	35Lam Sco	1.6200	28000.	82	42804	No
115	GOM_NL__2PRFIN20100508_091559_000000572089_00165_42804_8441.N1	08-MAY-2010 09:15:59	Straylight	56.500	75	26Eps Sco	2.2910	4250.0	113	42804	No
116	GOM_NL__2PRFIN20100508_091923_000000302089_00165_42804_8442.N1	08-MAY-2010 09:19:23	Tw_i_and_stray	30.000	16	21Alp Sco	1.0200	3000.0	60	42804	No
117	GOM_NL__2PRFIN20100508_092120_000000652089_00165_42804_8443.N1	08-MAY-2010 09:21:20	Bright	64.500	80	7Del Sco	2.3160	30000.	129	42804	No
118	GOM_NL__2PRFIN20100508_092414_000000402089_00165_42804_8444.N1	08-MAY-2010 09:24:14	Bright	39.500	122	9Alp2Lib	2.7470	9700.0	79	42804	No
119	GOM_NL__2PRFIN20100508_092617_000000442089_00165_42804_8445.N1	08-MAY-2010 09:26:17	Bright	44.000	104	27Bet Lib	2.6140	13100.	88	42804	No
120	GOM_NL__2PRFIN20100508_093434_000000402089_00165_42804_8446.N1	08-MAY-2010 09:34:34	Bright	39.500	111	8Eta Boo	2.6800	6000.0	79	42804	No
121	GOM_NL__2PRFIN20100508_093743_000000432089_00165_42804_8447.N1	08-MAY-2010 09:37:43	Bright	42.500	83		2.3780	11000.	85	42804	No
122	GOM_NL__2PRFIN20100508_094049_000000392089_00165_42804_8448.N1	08-MAY-2010 09:40:49	Bright	39.000	180	27Gam Boo	3.0400	8000.0	78	42804	No
123	GOM_NL__2PRFIN20100508_094324_000000392089_00165_42804_8449.N1	08-MAY-2010 09:43:24	Bright	38.500	39	85Eta UMa	1.8540	24000.	77	42804	No
124	GOM_NL__2PRFIN20100508_095001_000000402089_00165_42804_8450.N1	08-MAY-2010 09:50:01	Bright	40.000	119	14Eta Dra	2.7270	4700.0	80	42804	No
125	GOM_NL__2PRFIN20100508_100046_000000452089_00165_42804_8451.N1	08-MAY-2010 10:00:46	Bright	45.000	89	5Alp Cep	2.4510	8000.0	90	42804	No
126	GOM_NL__2PRFIN20100508_100337_000000532089_00165_42804_8452.N1	08-MAY-2010 10:03:37	Bright	53.000	74	11Bet Cas	2.2680	6600.0	106	42804	No
127	GOM_NL__2PRFIN20100508_101328_000000542089_00165_42804_8453.N1	08-MAY-2010 10:13:28	Tw_i_and_stray	53.500	93	53Bet Peg	2.5200	3100.0	107	42804	No
128	GOM_NL__2PRFIN20100508_101743_000000482089_00165_42804_8454.N1	08-MAY-2010 10:17:43	Dark	47.500	90	54Alp Peg	2.4870	11000.	95	42804	No
129	GOM_NL__2PRFIN20100508_103052_000000452089_00165_42804_8455.N1	08-MAY-2010 10:30:52	Dark	45.000	18	24Alp PsA	1.1660	9700.0	90	42804	No
130	GOM_NL__2PRFIN20100508_103643_000000432089_00165_42804_8456.N1	08-MAY-2010 10:36:43	Dark	43.000	31	Alp Gru	1.7340	15200.	86	42804	No
131	GOM_NL__2PRFIN20100508_104217_000000412089_00166_42805_8445.N1	08-MAY-2010 10:42:17	Dark	41.000	45	Alp Pav	1.9400	26000.	82	42805	No
132	GOM_NL__2PRFIN20100508_104946_000000522089_00166_42805_8446.N1	08-MAY-2010 10:49:46	Straylight	51.500	141	Bet Ara	2.8400	4600.0	103	42805	No
133	GOM_NL__2PRFIN20100508_105201_000000522089_00166_42805_8447.N1	08-MAY-2010 10:52:01	Straylight	52.000	40	The Sco	1.8590	7100.0	104	42805	No
134	GOM_NL__2PRFIN20100508_105352_000000412089_00166_42805_8448.N1	08-MAY-2010 10:53:52	Straylight	41.000	25	35Lam Sco	1.6200	28000.	82	42805	No
135	GOM_NL__2PRFIN20100508_105635_000000552089_00166_42805_8449.N1	08-MAY-2010 10:56:35	Straylight	54.500	75	26Eps Sco	2.2910	4250.0	109	42805	No
136	GOM_NL__2PRFIN20100508_110000_000000302089_00166_42805_8450.N1	08-MAY-2010 11:00:00	Tw_i_and_stray	30.000	16	21Alp Sco	1.0200	3000.0	60	42805	No
137	GOM_NL__2PRFIN20100508_110157_000000582089_00166_42805_8451.N1	08-MAY-2010 11:01:57	Bright	57.500	80	7Del Sco	2.3160	30000.	115	42805	No
138	GOM_NL__2PRFIN20100508_110450_000000412089_00166_42805_8452.N1	08-MAY-2010 11:04:50	Bright	40.500	122	9Alp2Lib	2.7470	9700.0	81	42805	No
139	GOM_NL__2PRFIN20100508_110653_000000442089_00166_42805_8453.N1	08-MAY-2010 11:06:53	Bright	43.500	104	27Bet Lib	2.6140	13100.	87	42805	No
140	GOM_NL__2PRFIN20100508_111509_000000532089_00166_42805_8454.N1	08-MAY-2010 11:15:09	Bright	53.000	111	8Eta Boo	2.6800	6000.0	106	42805	No
141	GOM_NL__2PRFIN20100508_111819_000000602089_00166_42805_8455.N1	08-MAY-2010 11:18:19	Bright	60.000	83		2.3780	11000.	120	42805	No
142	GOM_NL__2PRFIN20100508_112124_000000402089_00166_42805_8456.N1	08-MAY-2010 11:21:24	Bright	39.500	180	27Gam Boo	3.0400	8000.0	79	42805	No
143	GOM_NL__2PRFIN20100508_112400_000000402089_00166_42805_8457.N1	08-MAY-2010 11:24:00	Bright	40.000	39	85Eta UMa	1.8540	24000.	80	42805	No
144	GOM_NL__2PRFIN20100508_113037_000000452089_00166_42805_8458.N1	08-MAY-2010 11:30:37	Bright	44.500	119	14Eta Dra	2.7270	4700.0	89	42805	No
145	GOM_NL__2PRFIN20100508_114121_000000632089_00166_42805_8459.N1	08-MAY-2010 11:41:21	Bright	63.000	89	5Alp Cep	2.4510	8000.0	126	42805	No
146	GOM_NL__2PRFIN20100508_114413_000000382089_00166_42805_8460.N1	08-MAY-2010 11:44:13	Bright	38.000	74	11Bet Cas	2.2680	6600.0	76	42805	No
147	GOM_NL__2PRFIN20100508_115404_000000602089_00166_42805_8461.N1	08-MAY-2010 11:54:04	Tw_i_and_stray	60.000	93	53Bet Peg	2.5200	3100.0	120	42805	No
148	GOM_NL__2PRFIN20100508_115819_000000492089_00166_42805_8462.N1	08-MAY-2010 11:58:19	Dark	49.000	90	54Alp Peg	2.4870	11000.	98	42805	No
149	GOM_NL__2PRFIN20100508_121128_000000462089_00166_42805_8463.N1	08-MAY-2010 12:11:28	Dark	45.500	18	24Alp PsA	1.1660	9700.0	91	42805	No
150	GOM_NL__2PRFIN20100508_121719_000000412089_00166_42805_8464.N1	08-MAY-2010 12:17:19	Dark	41.000	31	Alp Gru	1.7340	15200.	82	42805	No
151	GOM_NL__2PRFIN20100508_122254_000000432089_00167_42806_8453.N1	08-MAY-2010 12:22:54	Dark	42.500	45	Alp Pav	1.9400	26000.	85	42806	No
152	GOM_NL__2PRFIN20100508_123023_000000462089_00167_42806_8454.N1	08-MAY-2010 12:30:23	Straylight	45.500	141	Bet Ara	2.8400	4600.0	91	42806	No
153	GOM_NL__2PRFIN20100508_123238_000000542089_00167_42806_8455.N1	08-MAY-2010 12:32:38	Straylight	53.500	40	The Sco	1.8590	7100.0	107	42806	No
154	GOM_NL__2PRFIN20100508_123428_000000442089_00167_42806_8456.N1	08-MAY-2010 12:34:28	Straylight	44.000	25	35Lam Sco	1.6200	28000.	88	42806	No
155	GOM_NL__2PRFIN20100508_123711_000000532089_00167_42806_8457.N1	08-MAY-2010 12:37:11	Straylight	53.000	75	26Eps Sco	2.2910	4250.0	106	42806	No
156	GOM_NL__2PRFIN20100508_124036_000000342089_00167_42806_8458.N1	08-MAY-2010 12:40:36	Tw_i_and_stray	34.000	16	21Alp Sco	1.0200	3000.0	68	42806	No
157	GOM_NL__2PRFIN20100508_124233_000000572089_00167_42806_8459.N1	08-MAY-2010 12:42:33	Bright	56.500	80	7Del Sco	2.3160	30000.	113	42806	No
158	GOM_NL__2PRFIN20100508_124525_000000462089_00167_42806_8460.N1	08-MAY-2010 12:45:25	Bright	45.500	122	9Alp2Lib	2.7470	9700.0	91	42806	No
159	GOM_NL__2PRFIN20100508_124729_000000442089_00167_42806_8461.N1	08-MAY-2010 12:47:29	Bright	43.500	104	27Bet Lib	2.6140	13100.	87	42806	No
160	GOM_NL__2PRFIN20100508_125545_000000362089_00167_42806_8462.N1	08-MAY-2010 12:55:45	Bright	36.000	111	8Eta Boo	2.6800	6000.0	72	42806	No

161	GOM_NL__2PRFIN20100508_125855_000000402089_00167_42806_8463.N1	08-MAY-2010 12:58:55	Bright	40.000	83		2.3780	11000.	80	42806	No
162	GOM_NL__2PRFIN20100508_130200_000000402089_00167_42806_8464.N1	08-MAY-2010 13:02:00	Bright	40.000	180	27Gam Boo	3.0400	8000.0	80	42806	No
163	GOM_NL__2PRFIN20100508_130436_000000392089_00167_42806_8465.N1	08-MAY-2010 13:04:36	Bright	39.000	39	85Eta UMa	1.8540	24000.	78	42806	No
164	GOM_NL__2PRFIN20100508_131112_000000442089_00167_42806_8466.N1	08-MAY-2010 13:11:12	Bright	44.000	119	14Eta Dra	2.7270	4700.0	88	42806	No
165	GOM_NL__2PRFIN20100508_132157_000000452089_00167_42806_8467.N1	08-MAY-2010 13:21:57	Bright	44.500	89	5Alp Cep	2.4510	8000.0	89	42806	No
166	GOM_NL__2PRFIN20100508_132449_000000342089_00167_42806_8468.N1	08-MAY-2010 13:24:49	Bright	33.500	74	11Bet Cas	2.2680	6600.0	67	42806	No
167	GOM_NL__2PRFIN20100508_133440_000000532089_00167_42806_8469.N1	08-MAY-2010 13:34:40	Tw_i_and_stray	53.000	93	53Bet Peg	2.5200	3100.0	106	42806	No
168	GOM_NL__2PRFIN20100508_133855_000000492089_00167_42806_8470.N1	08-MAY-2010 13:38:55	Dark	48.500	90	54Alp Peg	2.4870	11000.	97	42806	No
169	GOM_NL__2PRFIN20100508_135205_000000482089_00167_42806_8471.N1	08-MAY-2010 13:52:05	Dark	47.500	18	24Alp PsA	1.1660	9700.0	95	42806	No
170	GOM_NL__2PRFIN20100508_135756_000000482089_00167_42806_8472.N1	08-MAY-2010 13:57:56	Dark	48.000	31	Alp Gru	1.7340	15200.	96	42806	No
171	GOM_NL__2PRFIN20100508_140331_000000412089_00168_42807_8461.N1	08-MAY-2010 14:03:31	Dark	41.000	45	Alp Pav	1.9400	26000.	82	42807	No
172	GOM_NL__2PRFIN20100508_141059_000000472089_00168_42807_8462.N1	08-MAY-2010 14:10:59	Straylight	46.500	141	Bet Ara	2.8400	4600.0	93	42807	No
173	GOM_NL__2PRFIN20100508_141314_000000522089_00168_42807_8463.N1	08-MAY-2010 14:13:14	Straylight	52.000	40	The Sco	1.8590	7100.0	104	42807	No
174	GOM_NL__2PRFIN20100508_141505_000000442089_00168_42807_8464.N1	08-MAY-2010 14:15:05	Straylight	44.000	25	35Lam Sco	1.6200	28000.	88	42807	No
175	GOM_NL__2PRFIN20100508_141748_000000532089_00168_42807_8465.N1	08-MAY-2010 14:17:48	Straylight	52.500	75	26Eps Sco	2.2910	4250.0	105	42807	No
176	GOM_NL__2PRFIN20100508_142112_000000342089_00168_42807_8466.N1	08-MAY-2010 14:21:12	Tw_i_and_stray	34.000	16	21Alp Sco	1.0200	3000.0	68	42807	No
177	GOM_NL__2PRFIN20100508_142309_000000642089_00168_42807_8467.N1	08-MAY-2010 14:23:09	Bright	64.000	80	7Del Sco	2.3160	30000.	128	42807	No
178	GOM_NL__2PRFIN20100508_142602_000000412089_00168_42807_8468.N1	08-MAY-2010 14:26:02	Bright	40.500	122	9Alp2Lib	2.7470	9700.0	81	42807	No
179	GOM_NL__2PRFIN20100508_142804_000000442089_00168_42807_8469.N1	08-MAY-2010 14:28:04	Bright	43.500	104	27Bet Lib	2.6140	13100.	87	42807	No
180	GOM_NL__2PRFIN20100508_143621_000000362089_00168_42807_8470.N1	08-MAY-2010 14:36:21	Bright	36.000	111	8Eta Boo	2.6800	6000.0	72	42807	No
181	GOM_NL__2PRFIN20100508_143930_000000412089_00168_42807_8471.N1	08-MAY-2010 14:39:30	Bright	40.500	83		2.3780	11000.	81	42807	No
182	GOM_NL__2PRFIN20100508_144235_000000382089_00168_42807_8472.N1	08-MAY-2010 14:42:35	Bright	37.500	180	27Gam Boo	3.0400	8000.0	75	42807	No
183	GOM_NL__2PRFIN20100508_144512_000000352089_00168_42807_8473.N1	08-MAY-2010 14:45:12	Bright	35.000	39	85Eta UMa	1.8540	24000.	70	42807	No
184	GOM_NL__2PRFIN20100508_145147_000000442089_00168_42807_8474.N1	08-MAY-2010 14:51:47	Bright	44.000	119	14Eta Dra	2.7270	4700.0	88	42807	No
185	GOM_NL__2PRFIN20100508_150233_000000452089_00168_42807_8475.N1	08-MAY-2010 15:02:33	Bright	44.500	89	5Alp Cep	2.4510	8000.0	89	42807	No
186	GOM_NL__2PRFIN20100508_150525_000000442089_00168_42807_8476.N1	08-MAY-2010 15:05:25	Bright	43.500	74	11Bet Cas	2.2680	6600.0	87	42807	No
187	GOM_NL__2PRFIN20100508_151516_000000602089_00168_42807_8477.N1	08-MAY-2010 15:15:16	Tw_i_and_stray	59.500	93	53Bet Peg	2.5200	3100.0	119	42807	No
188	GOM_NL__2PRFIN20100508_151931_000000502089_00168_42807_8478.N1	08-MAY-2010 15:19:31	Dark	49.500	90	54Alp Peg	2.4870	11000.	99	42807	No
189	GOM_NL__2PRFIN20100508_153241_000000472089_00168_42807_8479.N1	08-MAY-2010 15:32:41	Dark	47.000	18	24Alp PsA	1.1660	9700.0	94	42807	No
190	GOM_NL__2PRFIN20100508_153832_000000482089_00168_42807_8480.N1	08-MAY-2010 15:38:32	Dark	47.500	31	Alp Gru	1.7340	15200.	95	42807	No
191	GOM_NL__2PRFIN20100508_154407_000000422089_00169_42808_8469.N1	08-MAY-2010 15:44:07	Dark	42.000	45	Alp Pav	1.9400	26000.	84	42808	No
192	GOM_NL__2PRFIN20100508_155136_000000442089_00169_42808_8470.N1	08-MAY-2010 15:51:36	Straylight	43.500	141	Bet Ara	2.8400	4600.0	87	42808	No
193	GOM_NL__2PRFIN20100508_155351_000000522089_00169_42808_8471.N1	08-MAY-2010 15:53:51	Straylight	51.500	40	The Sco	1.8590	7100.0	103	42808	No
194	GOM_NL__2PRFIN20100508_155542_000000462089_00169_42808_8472.N1	08-MAY-2010 15:55:42	Straylight	46.000	25	35Lam Sco	1.6200	28000.	92	42808	No
195	GOM_NL__2PRFIN20100508_155824_000000572089_00169_42808_8473.N1	08-MAY-2010 15:58:24	Straylight	57.000	75	26Eps Sco	2.2910	4250.0	114	42808	No
196	GOM_NL__2PRFIN20100508_160148_000000392089_00169_42808_8474.N1	08-MAY-2010 16:01:48	Tw_i_and_stray	39.000	16	21Alp Sco	1.0200	3000.0	78	42808	No
197	GOM_NL__2PRFIN20100508_160345_000000562089_00169_42808_8475.N1	08-MAY-2010 16:03:45	Bright	56.000	80	7Del Sco	2.3160	30000.	112	42808	No
198	GOM_NL__2PRFIN20100508_160638_000000462089_00169_42808_8476.N1	08-MAY-2010 16:06:38	Bright	45.500	122	9Alp2Lib	2.7470	9700.0	91	42808	No
199	GOM_NL__2PRFIN20100508_160841_000000452089_00169_42808_8477.N1	08-MAY-2010 16:08:41	Bright	44.500	104	27Bet Lib	2.6140	13100.	89	42808	No
200	GOM_NL__2PRFIN20100508_161657_000000372089_00169_42808_8478.N1	08-MAY-2010 16:16:57	Bright	36.500	111	8Eta Boo	2.6800	6000.0	73	42808	No
201	GOM_NL__2PRFIN20100508_162006_000000452089_00169_42808_8479.N1	08-MAY-2010 16:20:06	Bright	45.000	83		2.3780	11000.	90	42808	No
202	GOM_NL__2PRFIN20100508_162311_000000412089_00169_42808_8480.N1	08-MAY-2010 16:23:11	Bright	41.000	180	27Gam Boo	3.0400	8000.0	82	42808	No
203	GOM_NL__2PRFIN20100508_162547_000000382089_00169_42808_8481.N1	08-MAY-2010 16:25:47	Bright	38.000	39	85Eta UMa	1.8540	24000.	76	42808	No
204	GOM_NL__2PRFIN20100508_163223_000000432089_00169_42808_8482.N1	08-MAY-2010 16:32:23	Bright	43.000	119	14Eta Dra	2.7270	4700.0	86	42808	No
205	GOM_NL__2PRFIN20100508_164308_000000462089_00169_42808_8483.N1	08-MAY-2010 16:43:08	Bright	46.000	89	5Alp Cep	2.4510	8000.0	92	42808	No
206	GOM_NL__2PRFIN20100508_164601_000000512089_00169_42808_8484.N1	08-MAY-2010 16:46:01	Bright	50.500	74	11Bet Cas	2.2680	6600.0	101	42808	No
207	GOM_NL__2PRFIN20100508_165552_000000552089_00169_42808_8485.N1	08-MAY-2010 16:55:52	Tw_i_and_stray	54.500	93	53Bet Peg	2.5200	3100.0	109	42808	No
208	GOM_NL__2PRFIN20100508_170008_000000482089_00169_42808_8486.N1	08-MAY-2010 17:00:08	Dark	48.000	90	54Alp Peg	2.4870	11000.	96	42808	No
209	GOM_NL__2PRFIN20100508_171318_000000462089_00169_42808_8487.N1	08-MAY-2010 17:13:18	Dark	45.500	18	24Alp PsA	1.1660	9700.0	91	42808	No
210	GOM_NL__2PRFIN20100508_171909_000000492089_00169_42808_8488.N1	08-MAY-2010 17:19:09	Dark	48.500	31	Alp Gru	1.7340	15200.	97	42808	No
211	GOM_NL__2PRFIN20100508_172444_000000422089_00170_42809_8477.N1	08-MAY-2010 17:24:44	Dark	42.000	45	Alp Pav	1.9400	26000.	84	42809	No
212	GOM_NL__2PRFIN20100508_173212_000000502089_00170_42809_8478.N1	08-MAY-2010 17:32:12	Straylight	49.500	141	Bet Ara	2.8400	4600.0	99	42809	No
213	GOM_NL__2PRFIN20100508_173428_000000492089_00170_42809_8479.N1	08-MAY-2010 17:34:28	Straylight	48.500	40	The Sco	1.8590	7100.0	97	42809	No
214	GOM_NL__2PRFIN20100508_173619_000000462089_00170_42809_8480.N1	08-MAY-2010 17:36:19	Straylight	46.000	25	35Lam Sco	1.6200	28000.	92	42809	No
215	GOM_NL__2PRFIN20100508_173901_000000562089_00170_42809_8481.N1	08-MAY-2010 17:39:01	Straylight	55.500	75	26Eps Sco	2.2910	4250.0	111	42809	No
216	GOM_NL__2PRFIN20100508_174225_000000392089_00170_42809_8482.N1	08-MAY-2010 17:42:25	Tw_i_and_stray	39.000	16	21Alp Sco	1.0200	3000.0	78	42809	No
217	GOM_NL__2PRFIN20100508_174421_000000642089_00170_42809_8483.N1	08-MAY-2010 17:44:21	Bright	63.500	80	7Del Sco	2.3160	30000.	127	42809	No
218	GOM_NL__2PRFIN20100508_174714_000000422089_00170_42809_8484.N1	08-MAY-2010 17:47:14	Bright	42.000	122	9Alp2Lib	2.7470	9700.0	84	42809	No
219	GOM_NL__2PRFIN20100508_174917_000000432089_00170_42809_8485.N1	08-MAY-2010 17:49:17	Bright	43.000	104	27Bet Lib	2.6140	13100.	86	42809	No

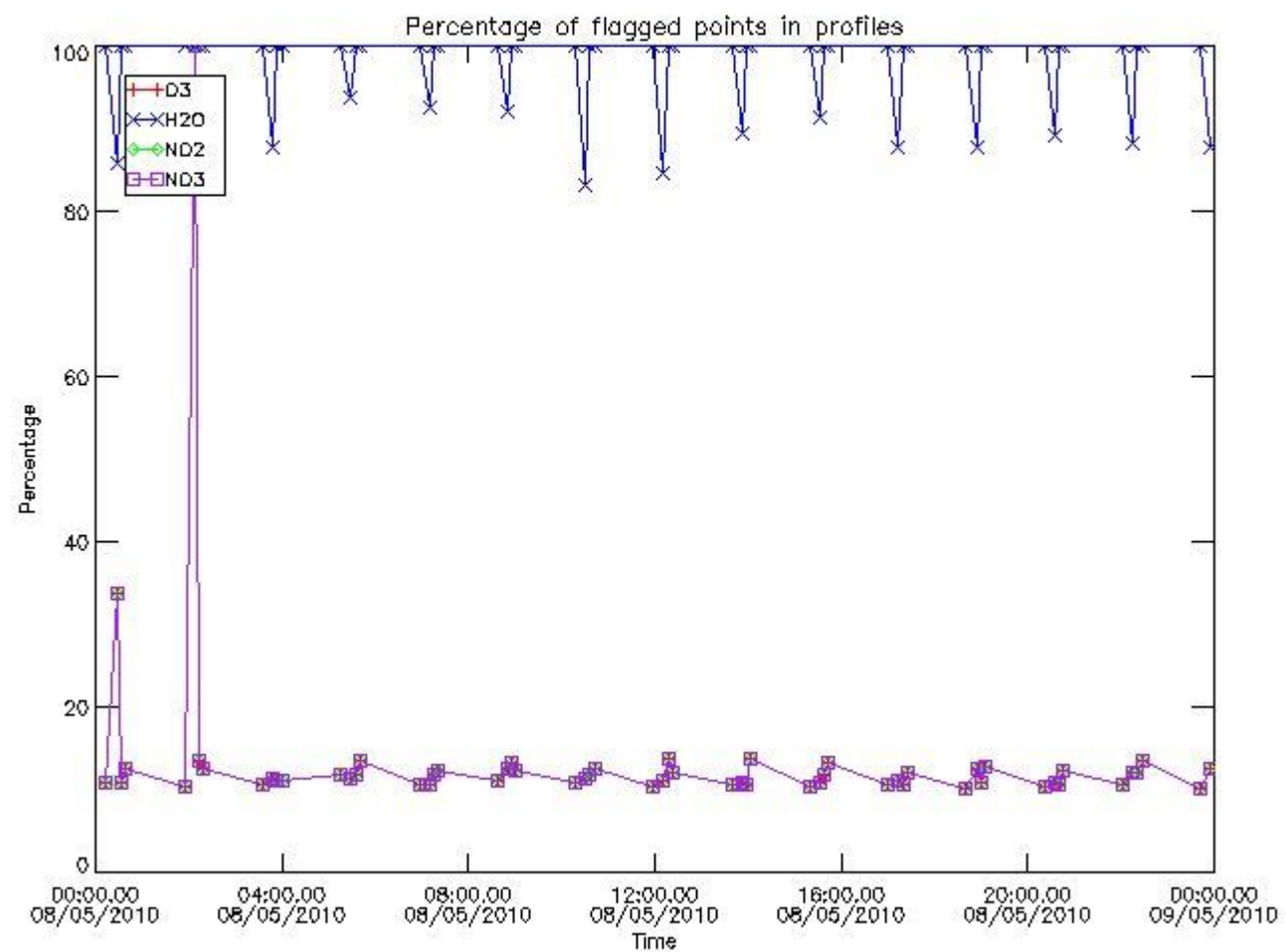
220	GOM_NL__2PRFIN20100508_175733_000000372089_00170_42809_8486.N1	08-MAY-2010 17:57:33	Bright	36.500	111	8Eta Boo	2.6800	6000.0	73	42809	No
221	GOM_NL__2PRFIN20100508_180041_000000422089_00170_42809_8487.N1	08-MAY-2010 18:00:41	Bright	42.000	83		2.3780	11000.	84	42809	No
222	GOM_NL__2PRFIN20100508_180347_000000412089_00170_42809_8488.N1	08-MAY-2010 18:03:47	Bright	41.000	180	27Gam Boo	3.0400	8000.0	82	42809	No
223	GOM_NL__2PRFIN20100508_180623_000000382089_00170_42809_8489.N1	08-MAY-2010 18:06:23	Bright	37.500	39	85Eta UMa	1.8540	24000.	75	42809	No
224	GOM_NL__2PRFIN20100508_181258_000000502089_00170_42809_8490.N1	08-MAY-2010 18:12:58	Bright	49.500	119	14Eta Dra	2.7270	4700.0	99	42809	No
225	GOM_NL__2PRFIN20100508_182343_000000452089_00170_42809_8491.N1	08-MAY-2010 18:23:43	Bright	45.000	89	5Alp Cep	2.4510	8000.0	90	42809	No
226	GOM_NL__2PRFIN20100508_182637_000000342089_00170_42809_8492.N1	08-MAY-2010 18:26:37	Bright	34.000	74	11Bet Cas	2.2680	6600.0	68	42809	No
227	GOM_NL__2PRFIN20100508_183628_000000542089_00170_42809_8493.N1	08-MAY-2010 18:36:28	Tw_i_and_stray	54.000	93	53Bet Peg	2.5200	3100.0	108	42809	No
228	GOM_NL__2PRFIN20100508_184044_000000502089_00170_42809_8494.N1	08-MAY-2010 18:40:44	Dark	50.000	90	54Alp Peg	2.4870	11000.	100	42809	No
229	GOM_NL__2PRFIN20100508_185355_000000452089_00170_42809_8495.N1	08-MAY-2010 18:53:55	Dark	45.000	18	24Alp PsA	1.1660	9700.0	90	42809	No
230	GOM_NL__2PRFIN20100508_185945_000000482089_00170_42809_8496.N1	08-MAY-2010 18:59:45	Dark	47.500	31	Alp Gru	1.7340	15200.	95	42809	No
231	GOM_NL__2PRFIN20100508_190521_000000402089_00171_42810_8485.N1	08-MAY-2010 19:05:21	Dark	40.000	45	Alp Pav	1.9400	26000.	80	42810	No
232	GOM_NL__2PRFIN20100508_191249_000000402089_00171_42810_8486.N1	08-MAY-2010 19:12:49	Straylight	39.500	141	Bet Ara	2.8400	4600.0	79	42810	No
233	GOM_NL__2PRFIN20100508_191505_000000552089_00171_42810_8487.N1	08-MAY-2010 19:15:05	Straylight	54.500	40	The Sco	1.8590	7100.0	109	42810	No
234	GOM_NL__2PRFIN20100508_191655_000000492089_00171_42810_8488.N1	08-MAY-2010 19:16:55	Straylight	49.000	25	35Lam Sco	1.6200	28000.	98	42810	No
235	GOM_NL__2PRFIN20100508_191937_000000552089_00171_42810_8489.N1	08-MAY-2010 19:19:37	Straylight	54.500	75	26Eps Sco	2.2910	4250.0	109	42810	No
236	GOM_NL__2PRFIN20100508_192301_000000432089_00171_42810_8490.N1	08-MAY-2010 19:23:01	Tw_i_and_stray	43.000	16	21Alp Sco	1.0200	3000.0	86	42810	No
237	GOM_NL__2PRFIN20100508_192458_000000602089_00171_42810_8491.N1	08-MAY-2010 19:24:58	Bright	60.000	80	7Del Sco	2.3160	30000.	120	42810	No
238	GOM_NL__2PRFIN20100508_192750_000000422089_00171_42810_8492.N1	08-MAY-2010 19:27:50	Bright	41.500	122	9Alp2Lib	2.7470	9700.0	83	42810	No
239	GOM_NL__2PRFIN20100508_192953_000000442089_00171_42810_8493.N1	08-MAY-2010 19:29:53	Bright	44.000	104	27Bet Lib	2.6140	13100.	88	42810	No
240	GOM_NL__2PRFIN20100508_193809_000000372089_00171_42810_8494.N1	08-MAY-2010 19:38:09	Bright	36.500	111	8Eta Boo	2.6800	6000.0	73	42810	No
241	GOM_NL__2PRFIN20100508_194117_000000432089_00171_42810_8495.N1	08-MAY-2010 19:41:17	Bright	43.000	83		2.3780	11000.	86	42810	No
242	GOM_NL__2PRFIN20100508_194423_000000392089_00171_42810_8496.N1	08-MAY-2010 19:44:23	Bright	39.000	180	27Gam Boo	3.0400	8000.0	78	42810	No
243	GOM_NL__2PRFIN20100508_194659_000000372089_00171_42810_8497.N1	08-MAY-2010 19:46:59	Bright	36.500	39	85Eta UMa	1.8540	24000.	73	42810	No
244	GOM_NL__2PRFIN20100508_195334_000000432089_00171_42810_8498.N1	08-MAY-2010 19:53:34	Bright	42.500	119	14Eta Dra	2.7270	4700.0	85	42810	No
245	GOM_NL__2PRFIN20100508_200419_000000442089_00171_42810_8499.N1	08-MAY-2010 20:04:19	Bright	44.000	89	5Alp Cep	2.4510	8000.0	88	42810	No
246	GOM_NL__2PRFIN20100508_200713_000000362089_00171_42810_8500.N1	08-MAY-2010 20:07:13	Bright	36.000	74	11Bet Cas	2.2680	6600.0	72	42810	No
247	GOM_NL__2PRFIN20100508_201705_000000512089_00171_42810_8501.N1	08-MAY-2010 20:17:05	Tw_i_and_stray	51.000	93	53Bet Peg	2.5200	3100.0	102	42810	No
248	GOM_NL__2PRFIN20100508_202120_000000502089_00171_42810_8502.N1	08-MAY-2010 20:21:20	Dark	49.500	90	54Alp Peg	2.4870	11000.	99	42810	No
249	GOM_NL__2PRFIN20100508_203431_000000472089_00171_42810_8503.N1	08-MAY-2010 20:34:31	Dark	47.000	18	24Alp PsA	1.1660	9700.0	94	42810	No
250	GOM_NL__2PRFIN20100508_204022_000000482089_00171_42810_8504.N1	08-MAY-2010 20:40:22	Dark	48.000	31	Alp Gru	1.7340	15200.	96	42810	No
251	GOM_NL__2PRFIN20100508_204557_000000422089_00172_42811_8493.N1	08-MAY-2010 20:45:57	Dark	41.500	45	Alp Pav	1.9400	26000.	83	42811	No
252	GOM_NL__2PRFIN20100508_205325_000000442089_00172_42811_8494.N1	08-MAY-2010 20:53:25	Straylight	43.500	141	Bet Ara	2.8400	4600.0	87	42811	No
253	GOM_NL__2PRFIN20100508_205541_000000562089_00172_42811_8495.N1	08-MAY-2010 20:55:41	Straylight	56.000	40	The Sco	1.8590	7100.0	112	42811	No
254	GOM_NL__2PRFIN20100508_205732_000000492089_00172_42811_8496.N1	08-MAY-2010 20:57:32	Straylight	49.000	25	35Lam Sco	1.6200	28000.	98	42811	No
255	GOM_NL__2PRFIN20100508_210014_000000572089_00172_42811_8497.N1	08-MAY-2010 21:00:14	Straylight	57.000	75	26Eps Sco	2.2910	4250.0	114	42811	No
256	GOM_NL__2PRFIN20100508_210337_000000432089_00172_42811_8498.N1	08-MAY-2010 21:03:37	Tw_i_and_stray	43.000	16	21Alp Sco	1.0200	3000.0	86	42811	No
257	GOM_NL__2PRFIN20100508_210534_000000542089_00172_42811_8499.N1	08-MAY-2010 21:05:34	Bright	53.500	80	7Del Sco	2.3160	30000.	107	42811	No
258	GOM_NL__2PRFIN20100508_210827_000000402089_00172_42811_8500.N1	08-MAY-2010 21:08:27	Bright	40.000	122	9Alp2Lib	2.7470	9700.0	80	42811	No
259	GOM_NL__2PRFIN20100508_211028_000000432089_00172_42811_8501.N1	08-MAY-2010 21:10:28	Bright	43.000	104	27Bet Lib	2.6140	13100.	86	42811	No
260	GOM_NL__2PRFIN20100508_211845_000000362089_00172_42811_8502.N1	08-MAY-2010 21:18:45	Bright	36.000	111	8Eta Boo	2.6800	6000.0	72	42811	No
261	GOM_NL__2PRFIN20100508_212153_000000422089_00172_42811_8503.N1	08-MAY-2010 21:21:53	Bright	41.500	83		2.3780	11000.	83	42811	No
262	GOM_NL__2PRFIN20100508_212458_000000372089_00172_42811_8504.N1	08-MAY-2010 21:24:58	Bright	37.000	180	27Gam Boo	3.0400	8000.0	74	42811	No
263	GOM_NL__2PRFIN20100508_212735_000000392089_00172_42811_8505.N1	08-MAY-2010 21:27:35	Bright	38.500	39	85Eta UMa	1.8540	24000.	77	42811	No
264	GOM_NL__2PRFIN20100508_213409_000000412089_00172_42811_8506.N1	08-MAY-2010 21:34:09	Bright	41.000	119	14Eta Dra	2.7270	4700.0	82	42811	No
265	GOM_NL__2PRFIN20100508_214455_000000442089_00172_42811_8507.N1	08-MAY-2010 21:44:55	Bright	43.500	89	5Alp Cep	2.4510	8000.0	87	42811	No
266	GOM_NL__2PRFIN20100508_214748_000000362089_00172_42811_8508.N1	08-MAY-2010 21:47:48	Bright	35.500	74	11Bet Cas	2.2680	6600.0	71	42811	No
267	GOM_NL__2PRFIN20100508_215741_000000562089_00172_42811_8509.N1	08-MAY-2010 21:57:41	Tw_i_and_stray	55.500	93	53Bet Peg	2.5200	3100.0	111	42811	No
268	GOM_NL__2PRFIN20100508_220157_000000482089_00172_42811_8510.N1	08-MAY-2010 22:01:57	Dark	47.500	90	54Alp Peg	2.4870	11000.	95	42811	No
269	GOM_NL__2PRFIN20100508_221508_000000432089_00172_42811_8511.N1	08-MAY-2010 22:15:08	Dark	42.500	18	24Alp PsA	1.1660	9700.0	85	42811	No
270	GOM_NL__2PRFIN20100508_222058_000000432089_00172_42811_8512.N1	08-MAY-2010 22:20:58	Dark	42.500	31	Alp Gru	1.7340	15200.	85	42811	No
271	GOM_NL__2PRFIN20100508_222634_000000422089_00173_42812_8501.N1	08-MAY-2010 22:26:34	Dark	41.500	45	Alp Pav	1.9400	26000.	83	42812	No
272	GOM_NL__2PRFIN20100508_223402_000000472089_00173_42812_8502.N1	08-MAY-2010 22:34:02	Straylight	47.000	141	Bet Ara	2.8400	4600.0	94	42812	No
273	GOM_NL__2PRFIN20100508_223618_000000552089_00173_42812_8503.N1	08-MAY-2010 22:36:18	Straylight	54.500	40	The Sco	1.8590	7100.0	109	42812	No
274	GOM_NL__2PRFIN20100508_223809_000000512089_00173_42812_8504.N1	08-MAY-2010 22:38:09	Straylight	51.000	25	35Lam Sco	1.6200	28000.	102	42812	No
275	GOM_NL__2PRFIN20100508_224050_000000592089_00173_42812_8505.N1	08-MAY-2010 22:40:50	Straylight	59.000	75	26Eps Sco	2.2910	4250.0	118	42812	No
276	GOM_NL__2PRFIN20100508_224413_000000482089_00173_42812_8506.N1	08-MAY-2010 22:44:13	Tw_i_and_stray	48.000	16	21Alp Sco	1.0200	3000.0	96	42812	No
277	GOM_NL__2PRFIN20100508_224610_000000552089_00173_42812_8507.N1	08-MAY-2010 22:46:10	Bright	55.000	80	7Del Sco	2.3160	30000.	110	42812	No
278	GOM_NL__2PRFIN20100508_224902_000000412089_00173_42812_8508.N1	08-MAY-2010 22:49:02	Bright	40.500	122	9Alp2Lib	2.7470	9700.0	81	42812	No

279	GOM_NL__2PRFIN20100508_225104_000000442089_00173_42812_8509.N1	08-MAY-2010 22:51:04	Bright	44.000	104	27Bet Lib	2.6140	13100.	88	42812	No
280	GOM_NL__2PRFIN20100508_225921_000000372089_00173_42812_8510.N1	08-MAY-2010 22:59:21	Bright	36.500	111	8Eta Boo	2.6800	6000.0	73	42812	No
281	GOM_NL__2PRFIN20100508_230228_000000432089_00173_42812_8511.N1	08-MAY-2010 23:02:28	Bright	43.000	83		2.3780	11000.	86	42812	No
282	GOM_NL__2PRFIN20100508_230534_000000392089_00173_42812_8512.N1	08-MAY-2010 23:05:34	Bright	38.500	180	27Gam Boo	3.0400	8000.0	77	42812	No
283	GOM_NL__2PRFIN20100508_230811_000000372089_00173_42812_8513.N1	08-MAY-2010 23:08:11	Bright	36.500	39	85Eta UMa	1.8540	24000.	73	42812	No
284	GOM_NL__2PRFIN20100508_231444_000000432089_00173_42812_8514.N1	08-MAY-2010 23:14:44	Bright	43.000	119	14Eta Dra	2.7270	4700.0	86	42812	No
285	GOM_NL__2PRFIN20100508_232530_000000452089_00173_42812_8515.N1	08-MAY-2010 23:25:30	Bright	44.500	89	5Alp Cep	2.4510	8000.0	89	42812	No
286	GOM_NL__2PRFIN20100508_232824_000000502089_00173_42812_8516.N1	08-MAY-2010 23:28:24	Bright	49.500	74	11Bet Cas	2.2680	6600.0	99	42812	No
287	GOM_NL__2PRFIN20100508_233816_000000592089_00173_42812_8517.N1	08-MAY-2010 23:38:16	Tw_i_and_stray	59.000	93	53Bet Peg	2.5200	3100.0	118	42812	No
288	GOM_NL__2PRFIN20100508_234233_000000512089_00173_42812_8518.N1	08-MAY-2010 23:42:33	Dark	50.500	90	54Alp Peg	2.4870	11000.	101	42812	No
289	GOM_NL__2PRFIN20100508_235544_000000452089_00173_42812_8519.N1	08-MAY-2010 23:55:44	Dark	45.000	18	24Alp PsA	1.1660	9700.0	90	42812	No

3. Quality information per product

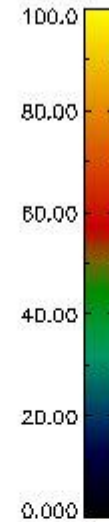
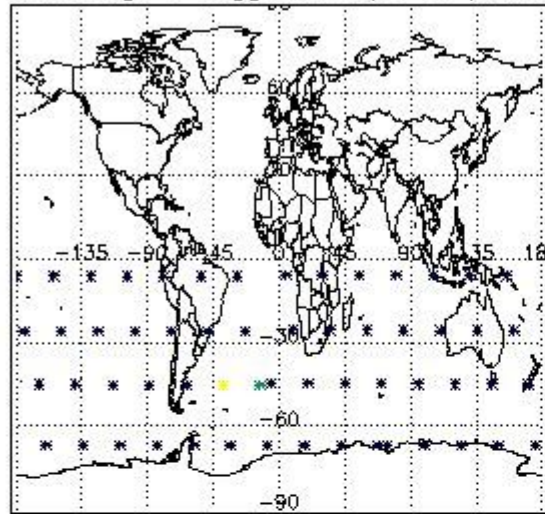
In this section it is plotted some information contained in the Quality Summary data set of the level 2 products. Only products in dark limb conditions and without errors (error flag in the MPH set to "0") are used.

3.1 Plot quality information per product (time dependant)

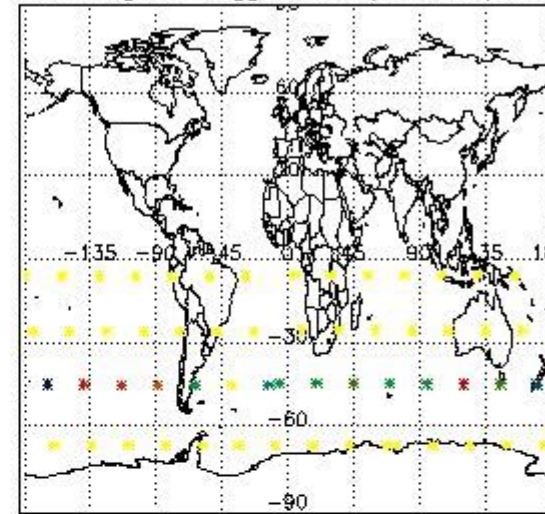


3.2 Plot quality information per product (world map)


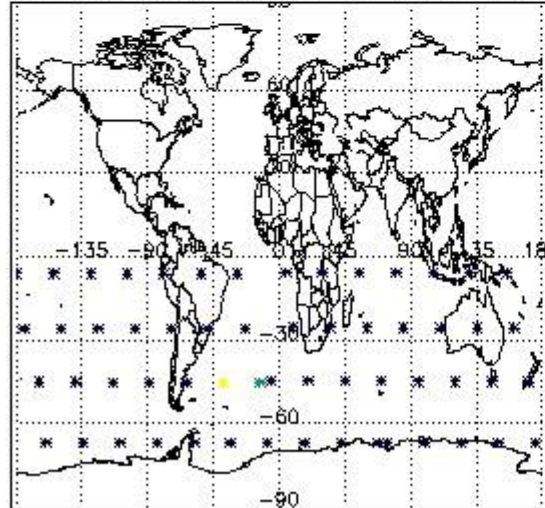
Percentage of flagged data per O3 profile



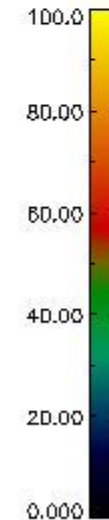
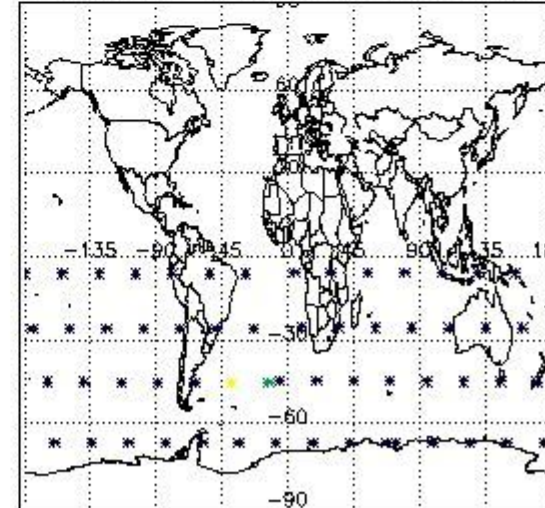
Percentage of flagged data per H2O profile



Percentage of flagged data per NO2 profile



Percentage of flagged data per NO3 profile

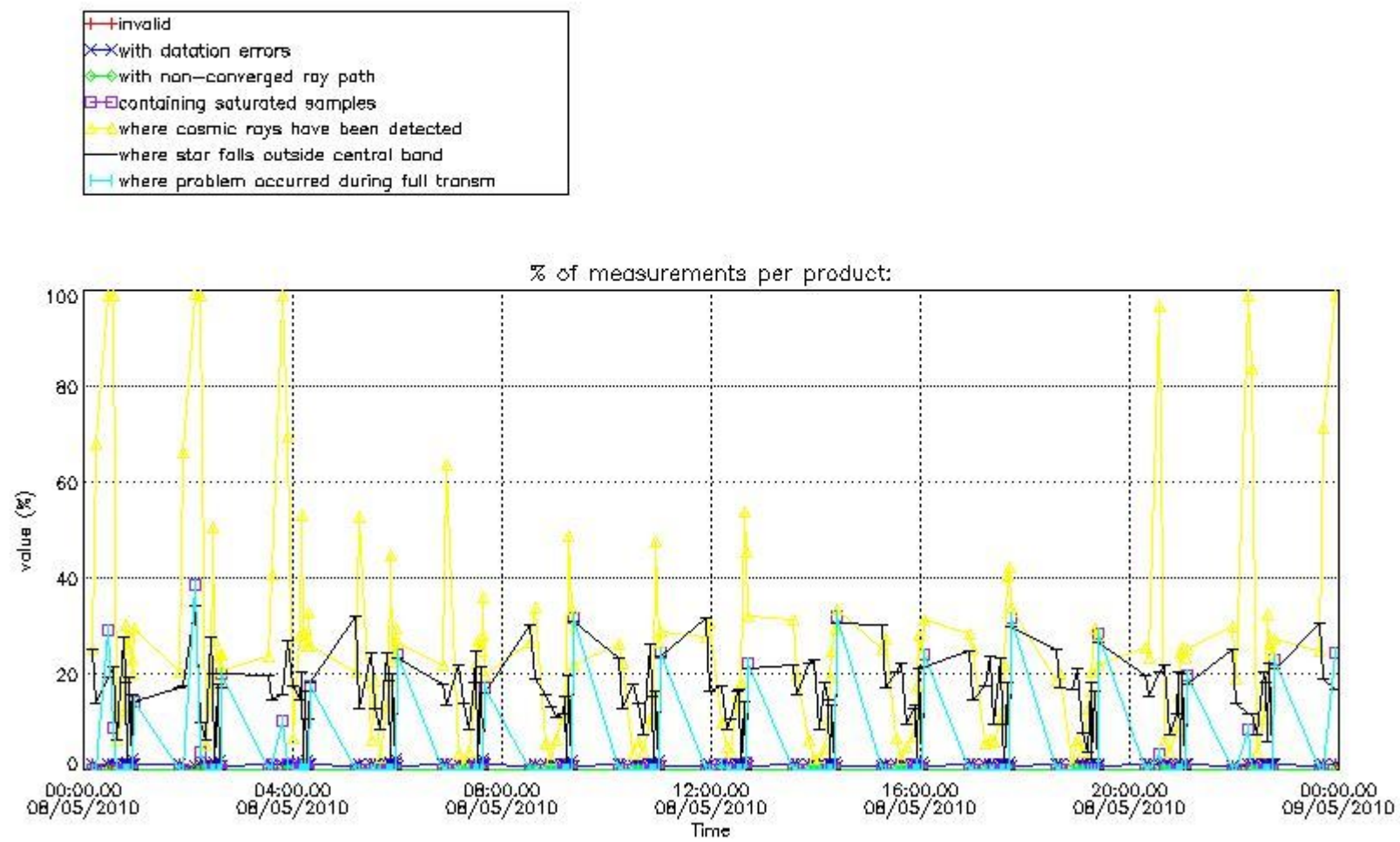


4. Level 1 quality information per product

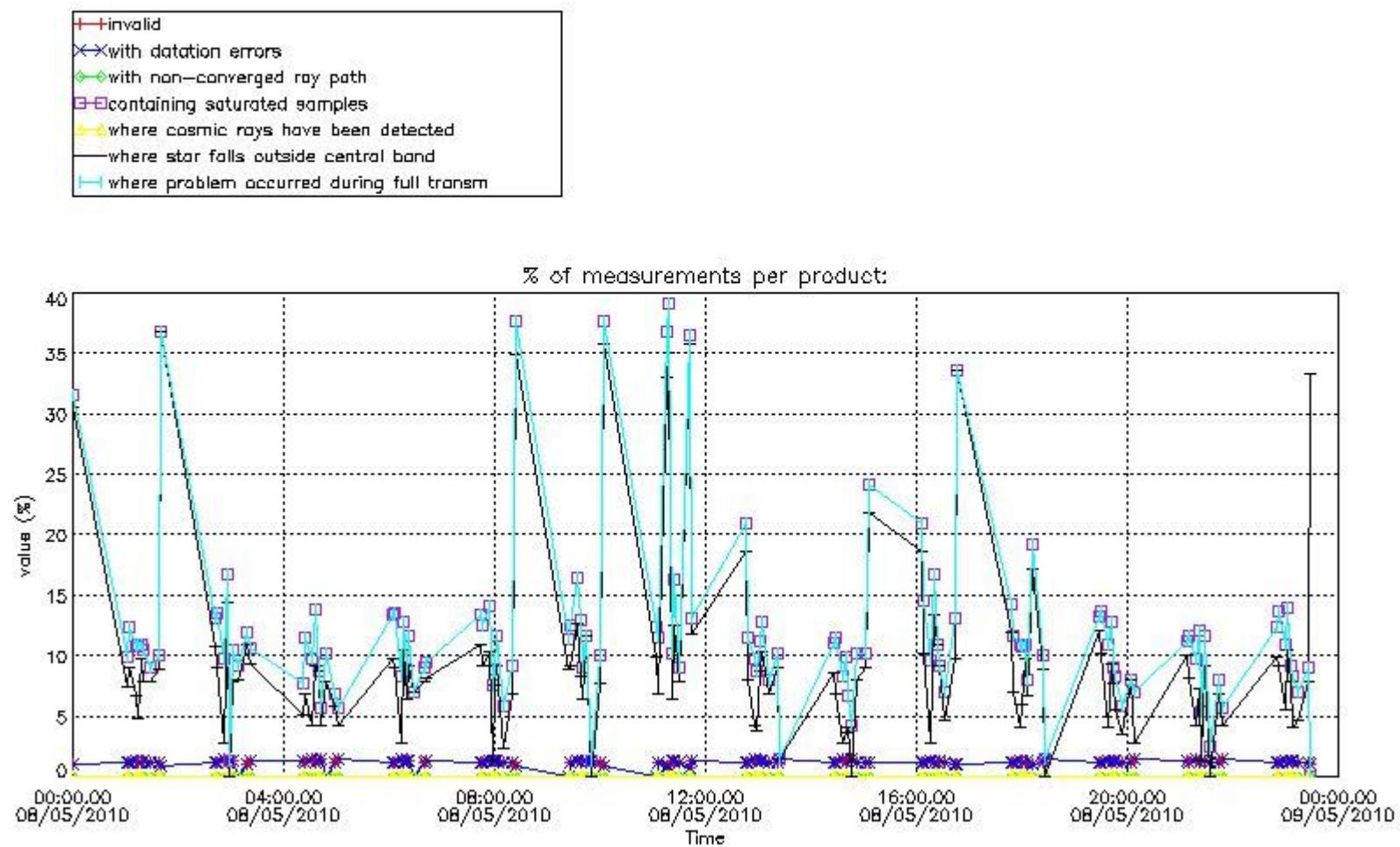
In this section it is plotted some information contained in the Quality Summary data set of the level 2 products that comes from the level 1b processing. Products without errors (error flag in the MPH set to "0") are used.

4.1 Plot quality information per product (time dependant) coming from level 1b processing

4.1.1 Plot level 1 quality information per product (time dependant): ENVISAT ASCENDING passes

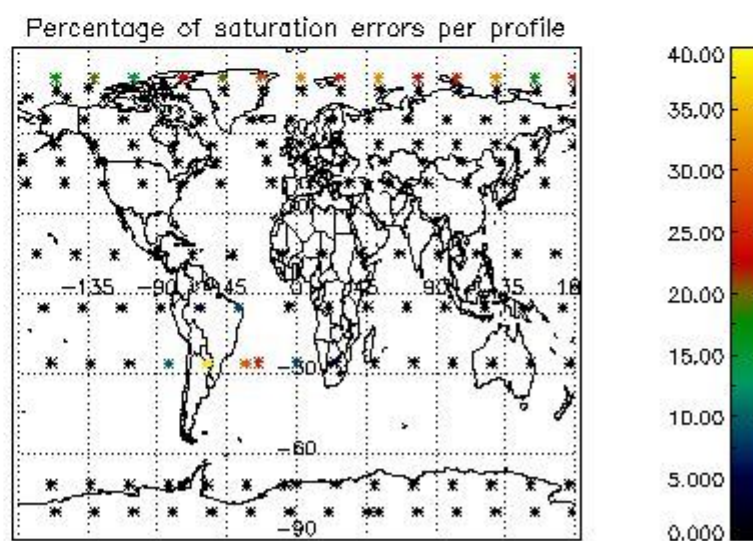
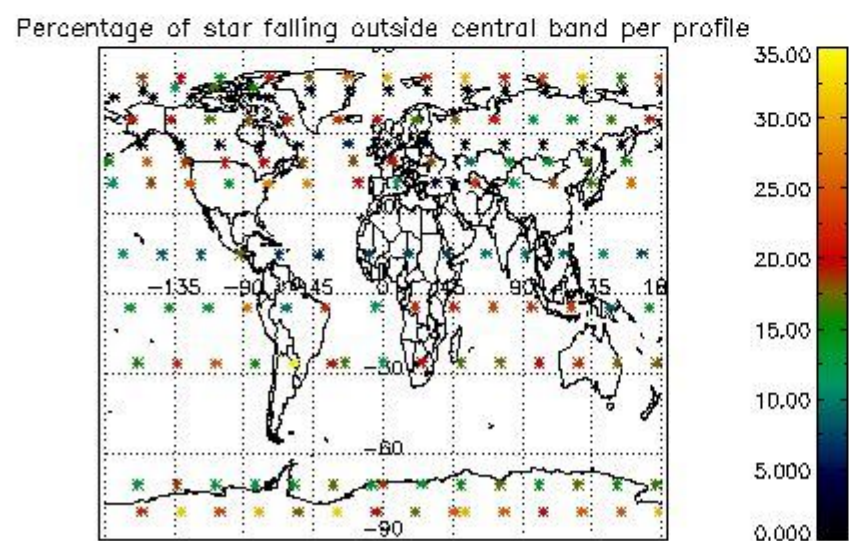
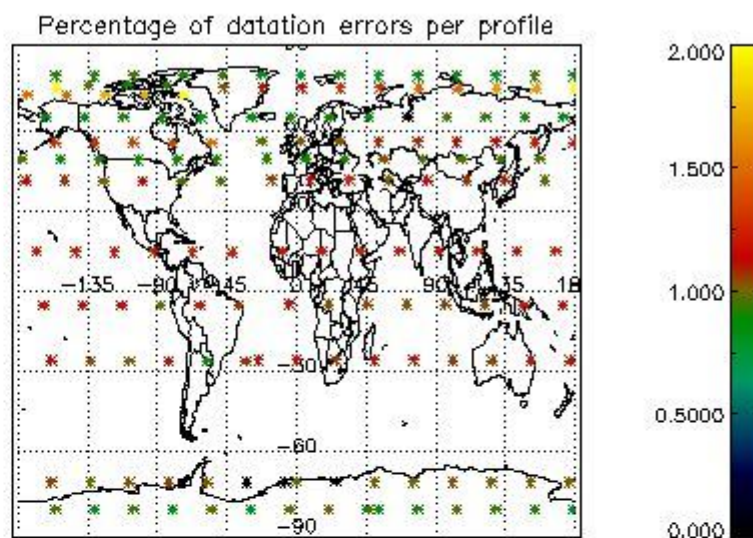
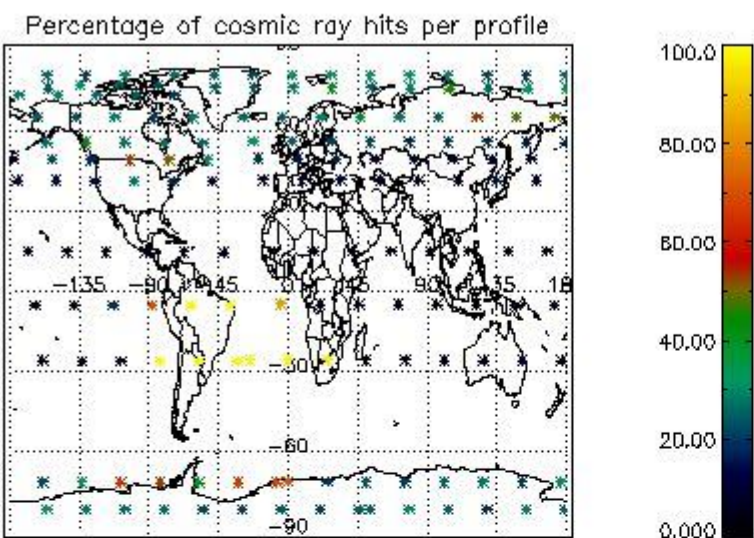


4.1.2 Plot level 1 quality information per product (time dependant): ENVI SAT DESCENDING passes

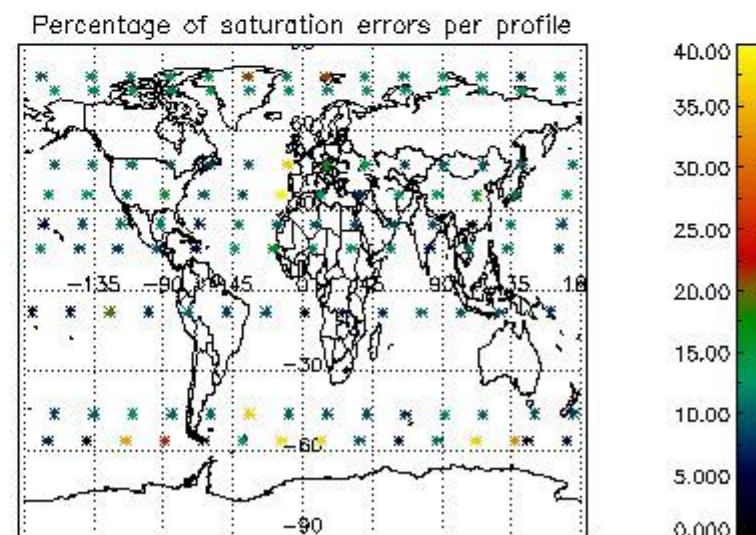
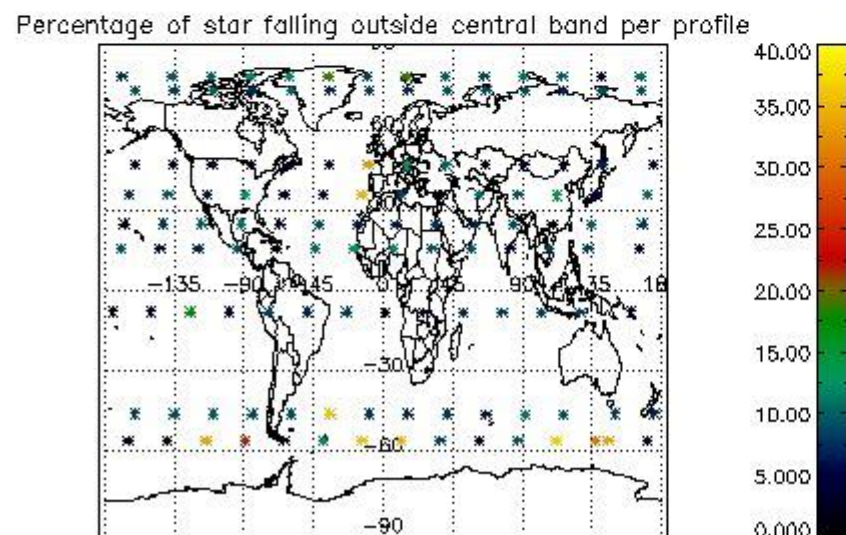
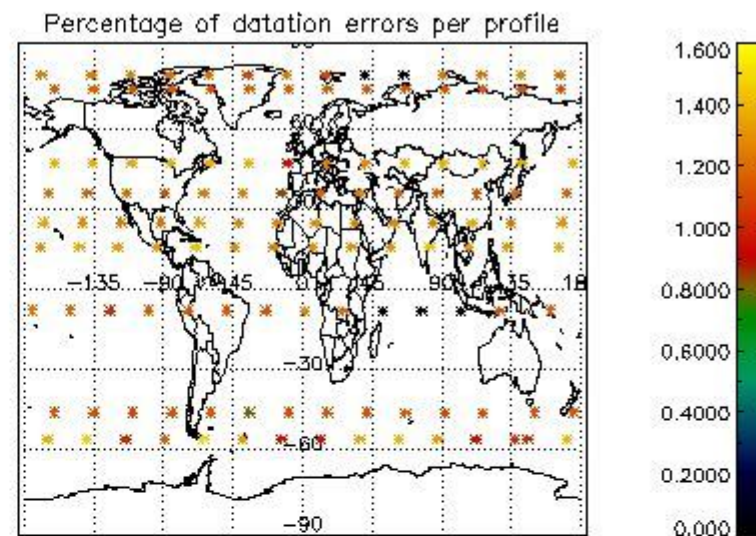
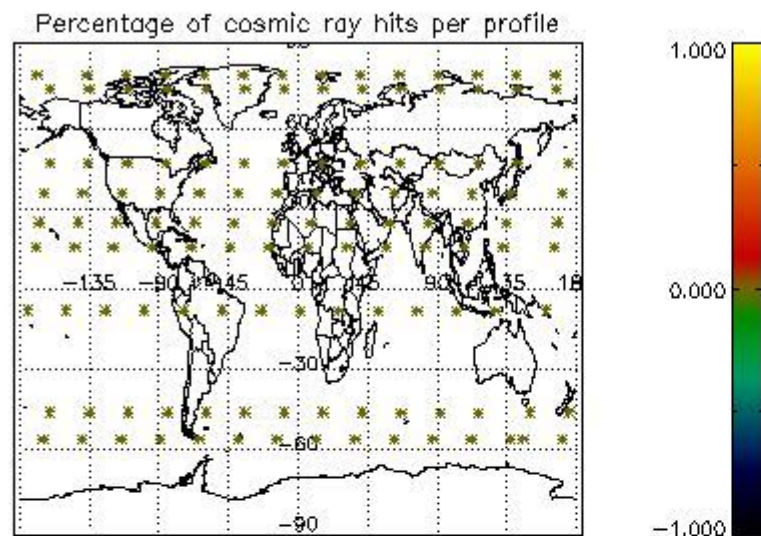


4.2 Plot quality information per product coming from level 1b processing (world map)

4.2.1 Plot level 1 quality information per product (world map): ENVISAT ASCENDING passes



4.2.2 Plot level 1 quality information per product (world map): ENVISAT DESCENDING passes



5. Trace gas profiles

5.1 Ozone statistics based on quality of products

The final quality of the products can be "measured" using the STD (Standard Deviation) attached to every point profile. This information is written to the parameter GOM_NL__2P/NL_LOCAL_SPECIES_DENSITY/o3_std of the level 2 products. The table below shows the statistics for given STD ranges.

The statistics are given with respect to the overall valid production:

- Products without fatal errors: GOM_NL__2P/MPH/PRODUCT_ERR=0
- Valid point profile: GOM_NL__2P/NL_LOCAL_SPECIES_DENSITY/pcd(0)=0

The 'Criteria' is applied to valid points of dark limb products:

- Products in dark limb illumination condition: GOM_NL__2P/NL_SUMMARY_QUALITY/obs_ill_cond=0
- Products without fatal errors: GOM_NL__2P/MPH/PRODUCT_ERR=0
- Valid point profile: GOM_NL__2P/NL_LOCAL_SPECIES_DENSITY/pcd(0)=0

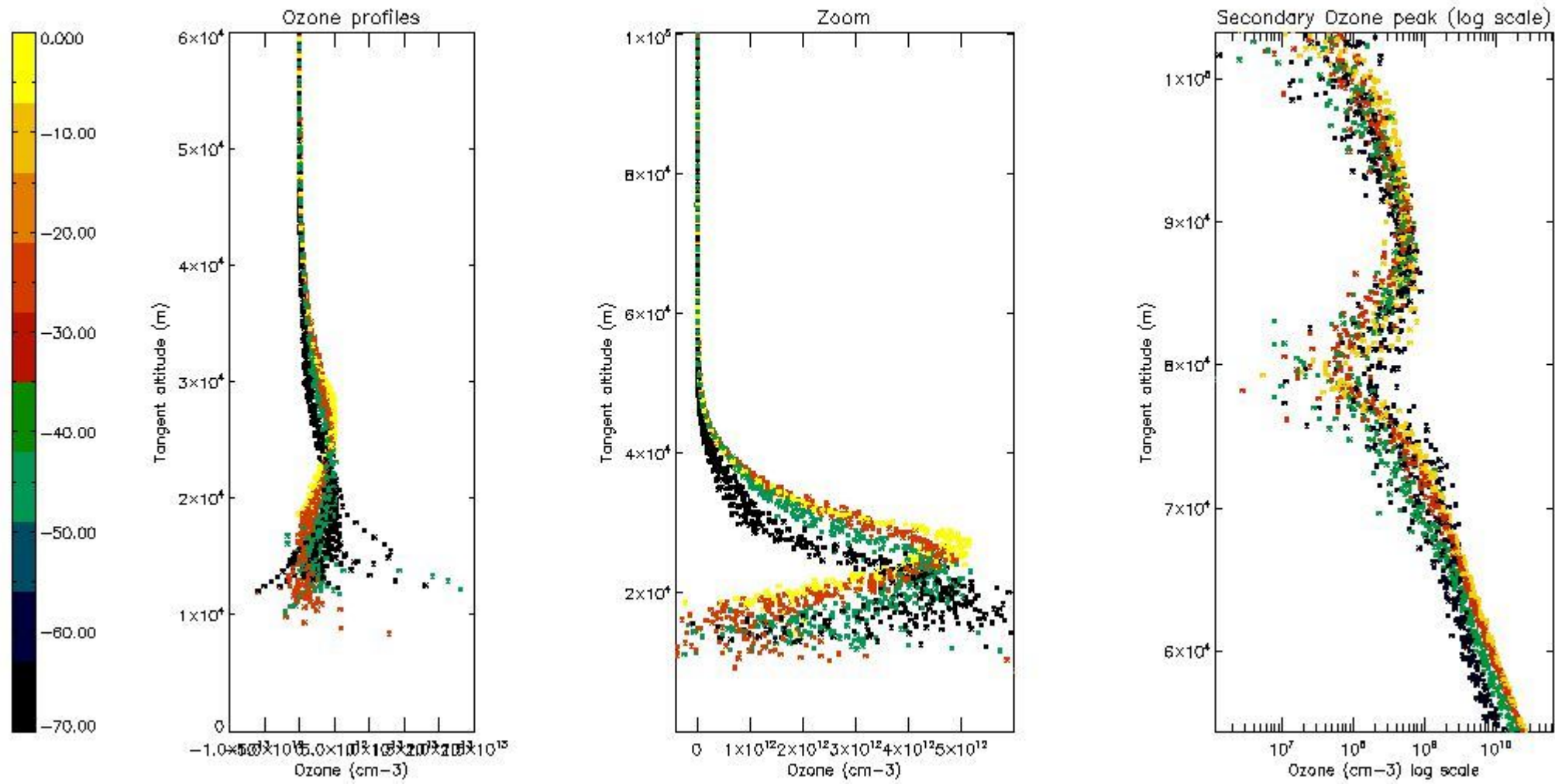
So, the table below shows the percentage of dark limb and valid observations for each criteria with respect to the overall valid daily observations.

Criteria	% of total production
All STD	20
STD < 20	12

STD < 10	10
STD < 5	6

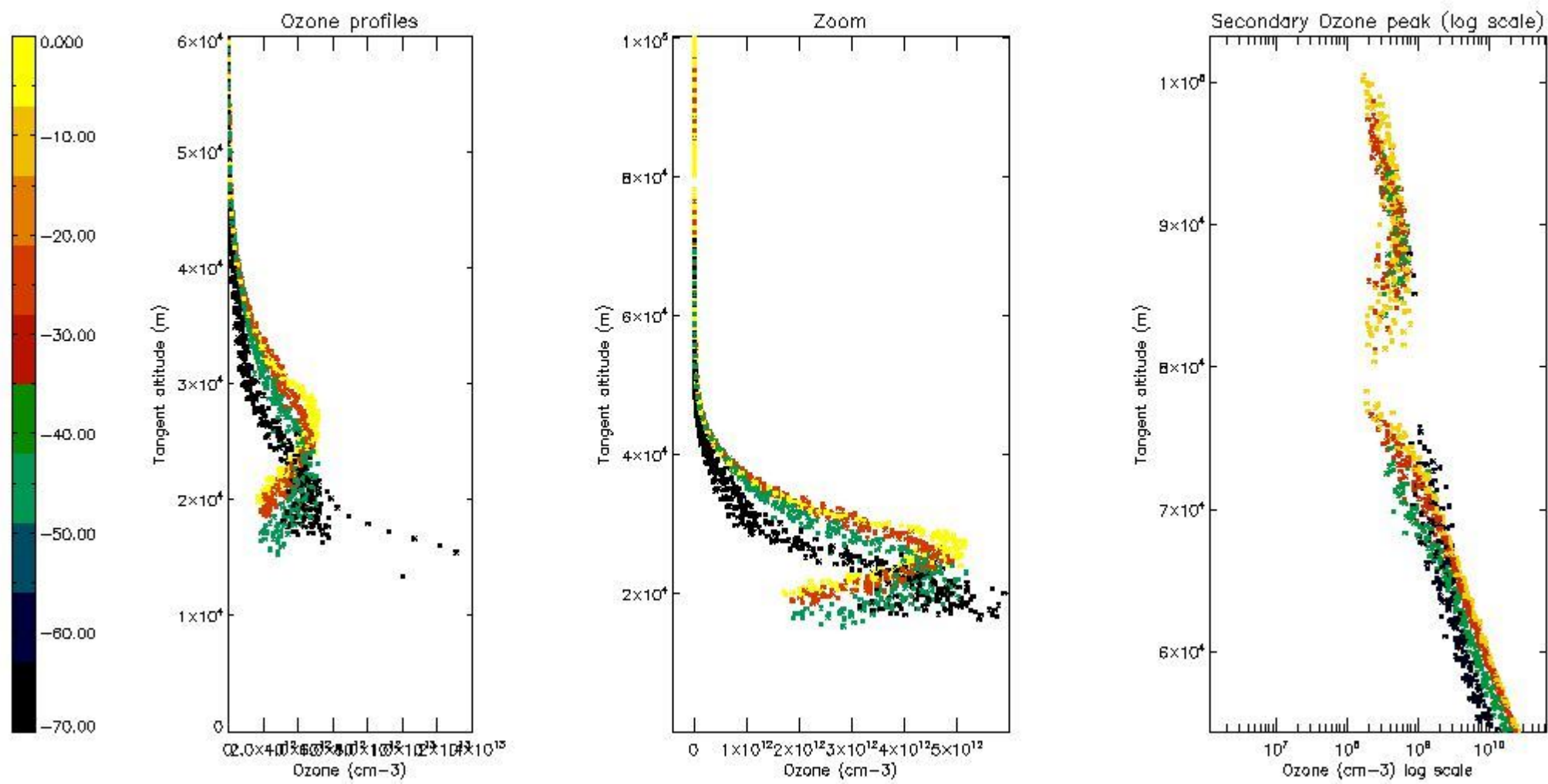
5.2 Plot ozone profiles for all STD (dark without errors)

The colorbar represents the latitude.



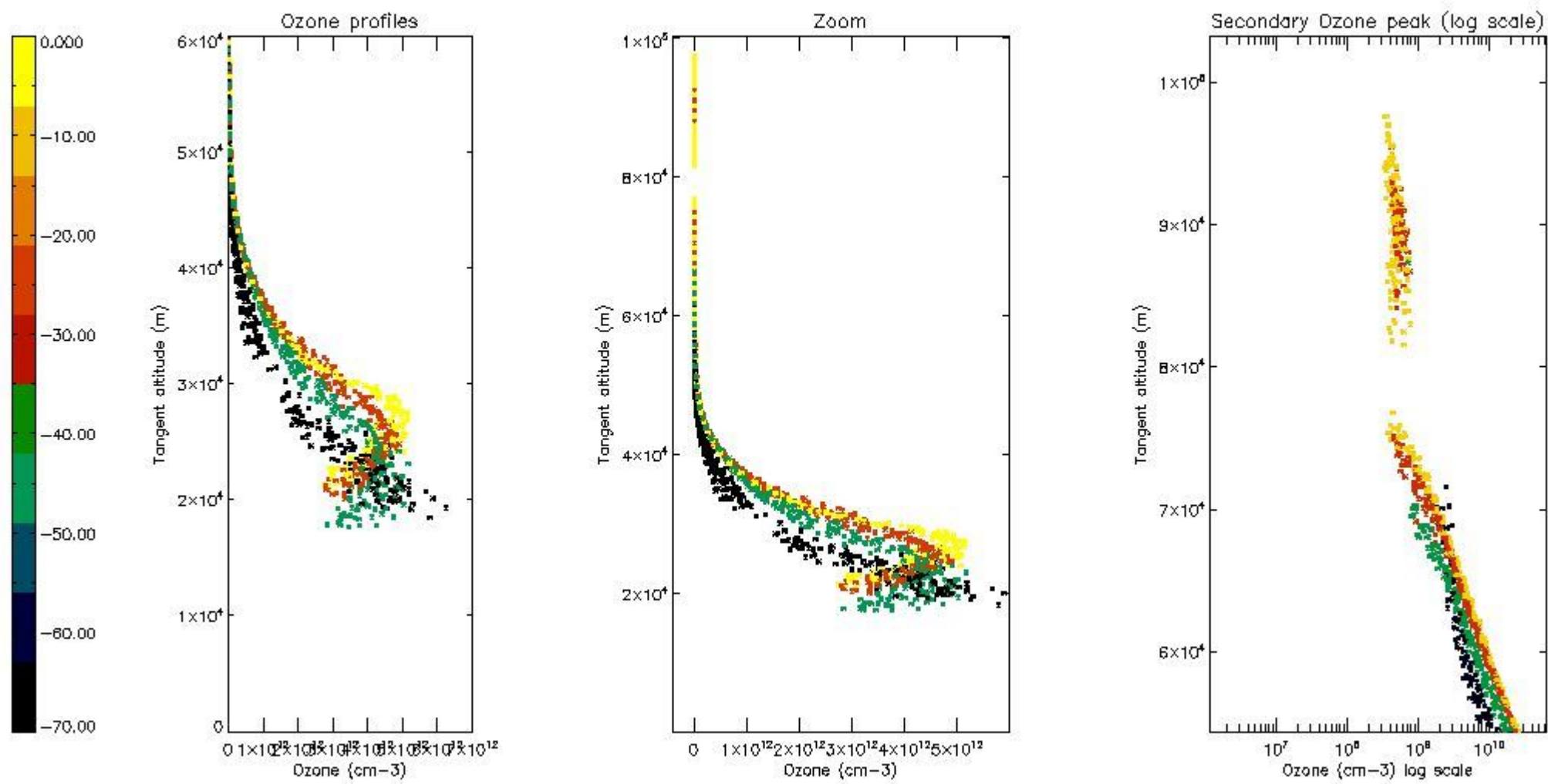
5.3 Plot ozone profiles where STD < 20% (dark without errors)

The colorbar represents the latitude.



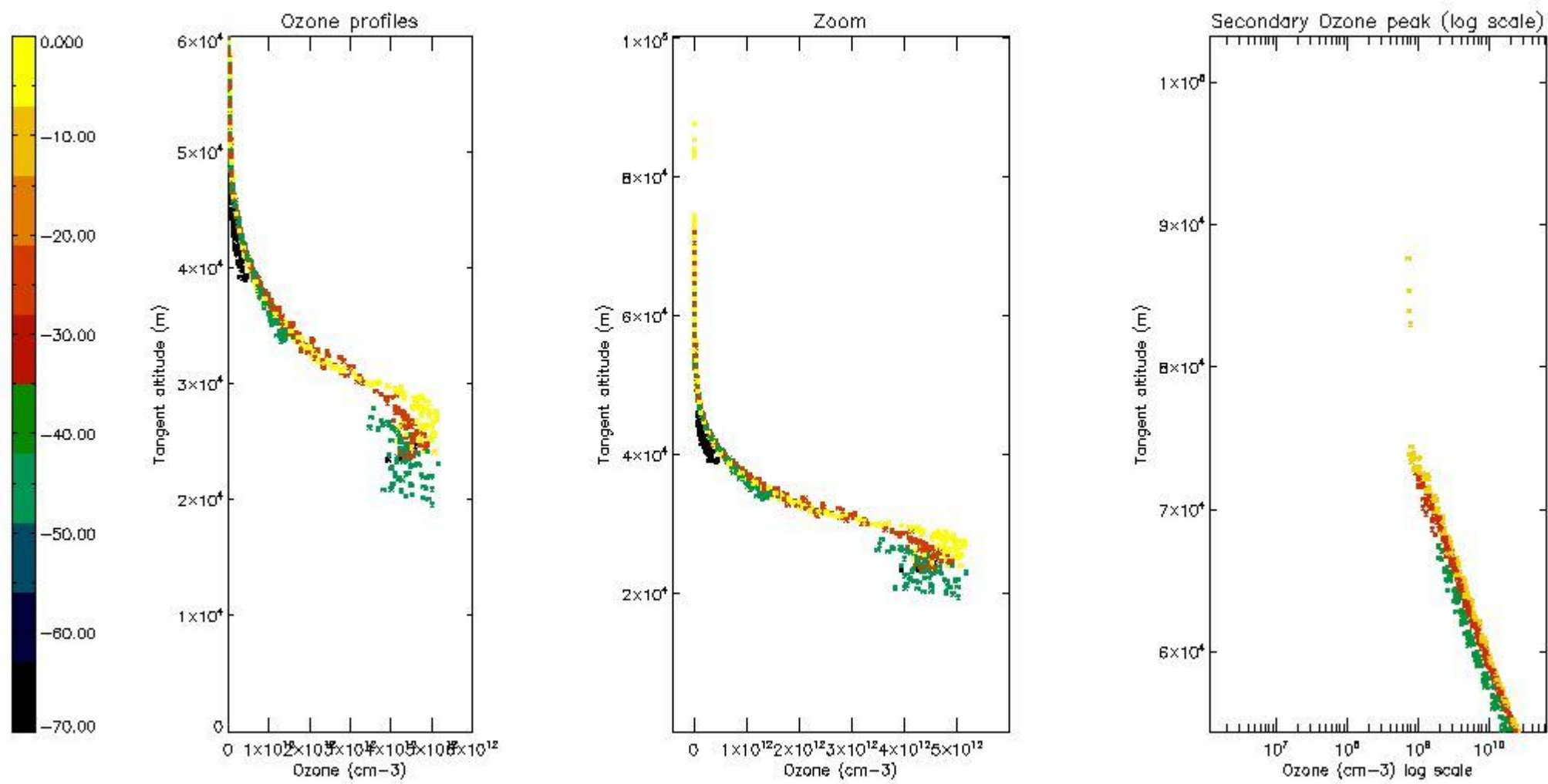
5.4 Plot ozone profiles where STD < 10% (dark without errors)

The colorbar represents the latitude.



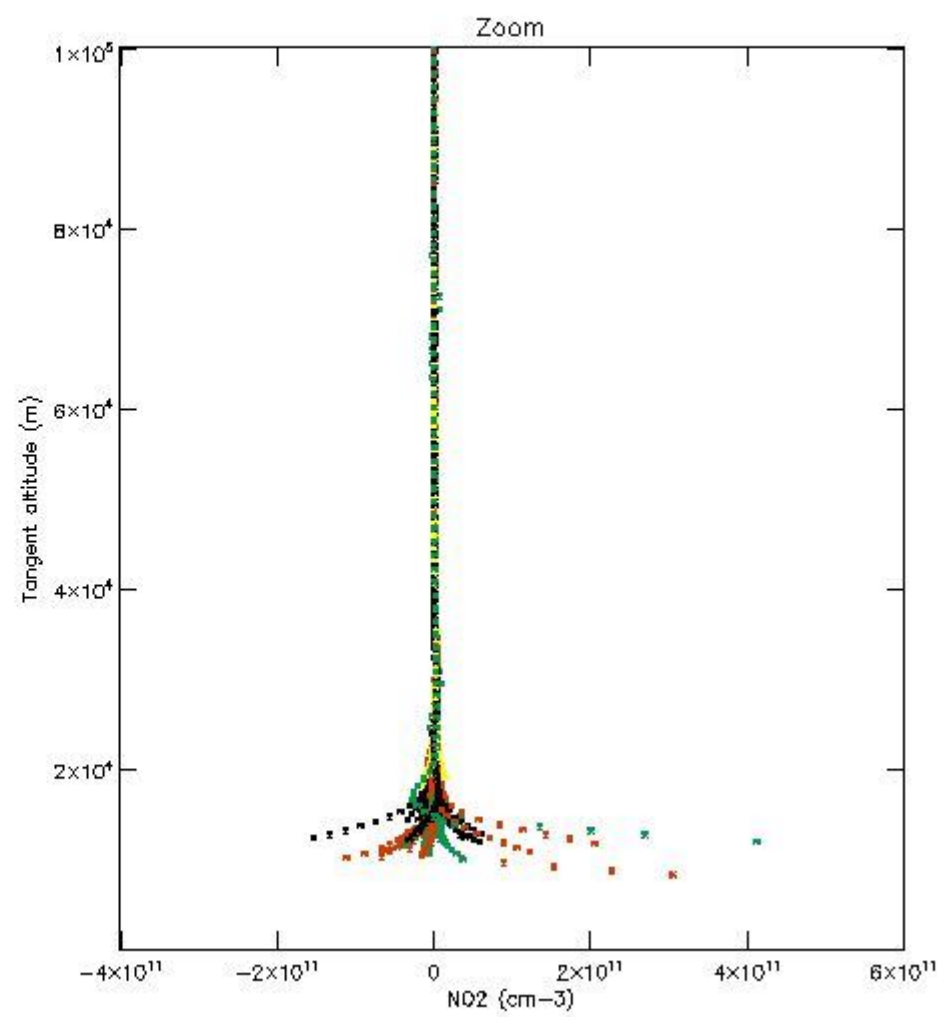
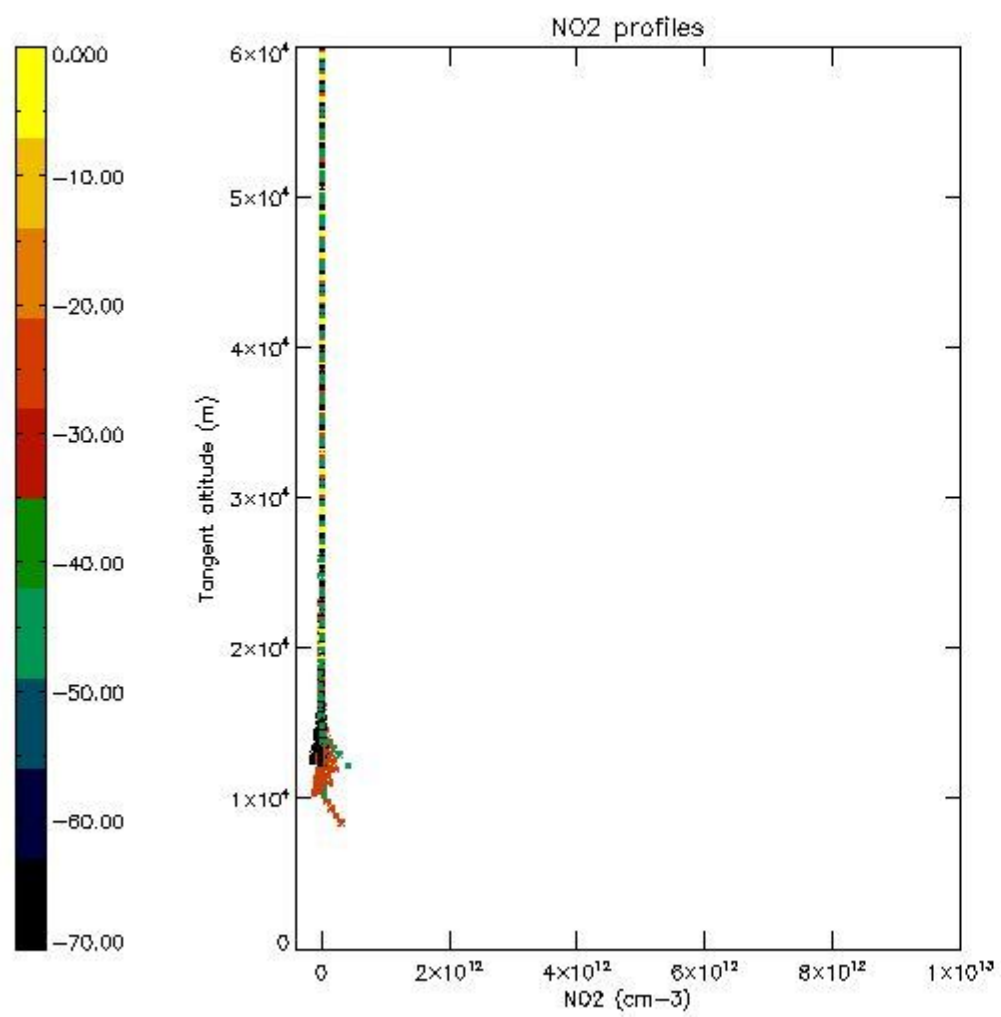
5.5 Plot ozone profiles where STD < 5% (dark without errors)

The colorbar represents the latitude.



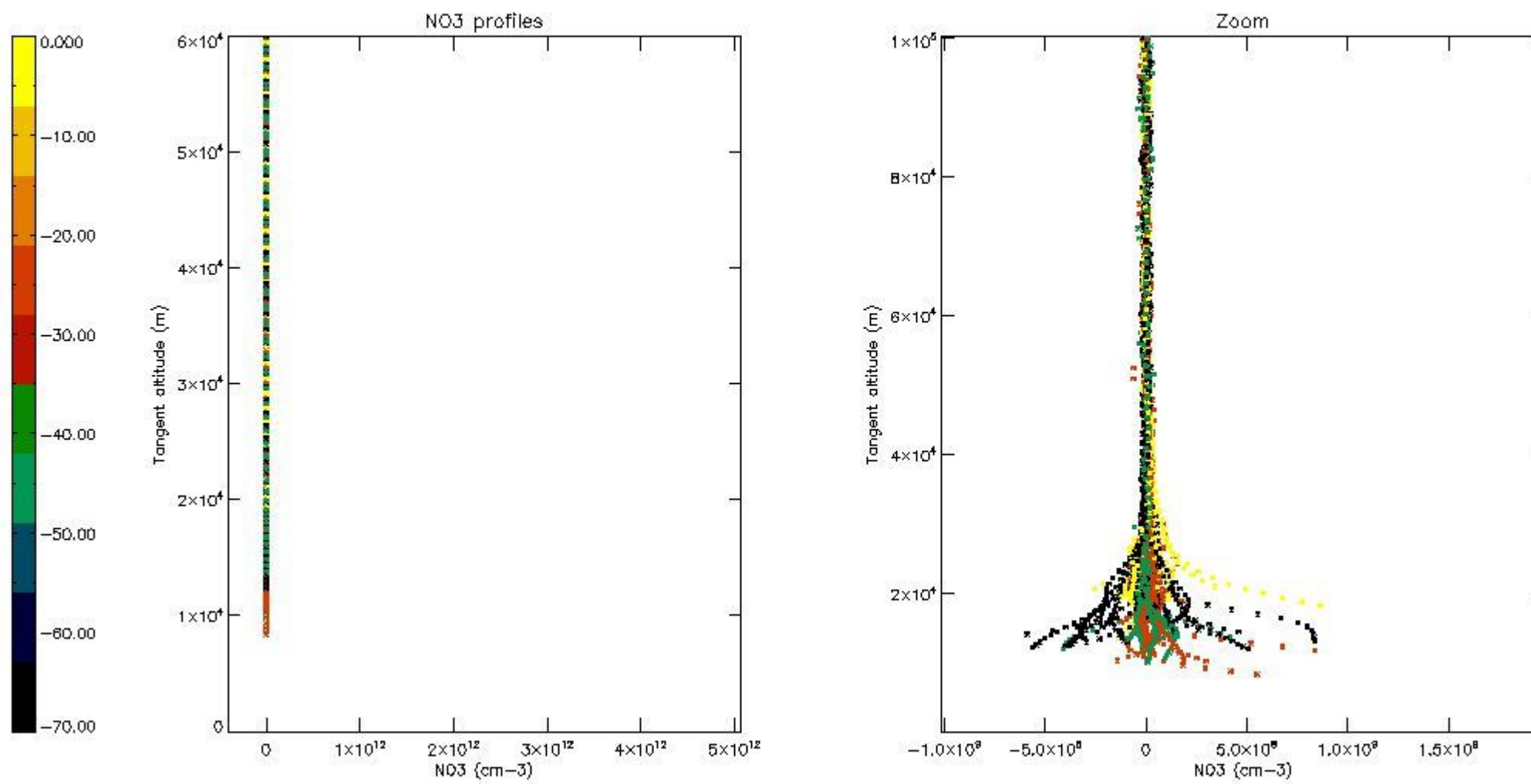
5.6 Plot NO₂ profiles for all STD (dark without errors)

The colorbar represents the latitude.



5.7 Plot NO3 profiles for all STD (dark without errors)

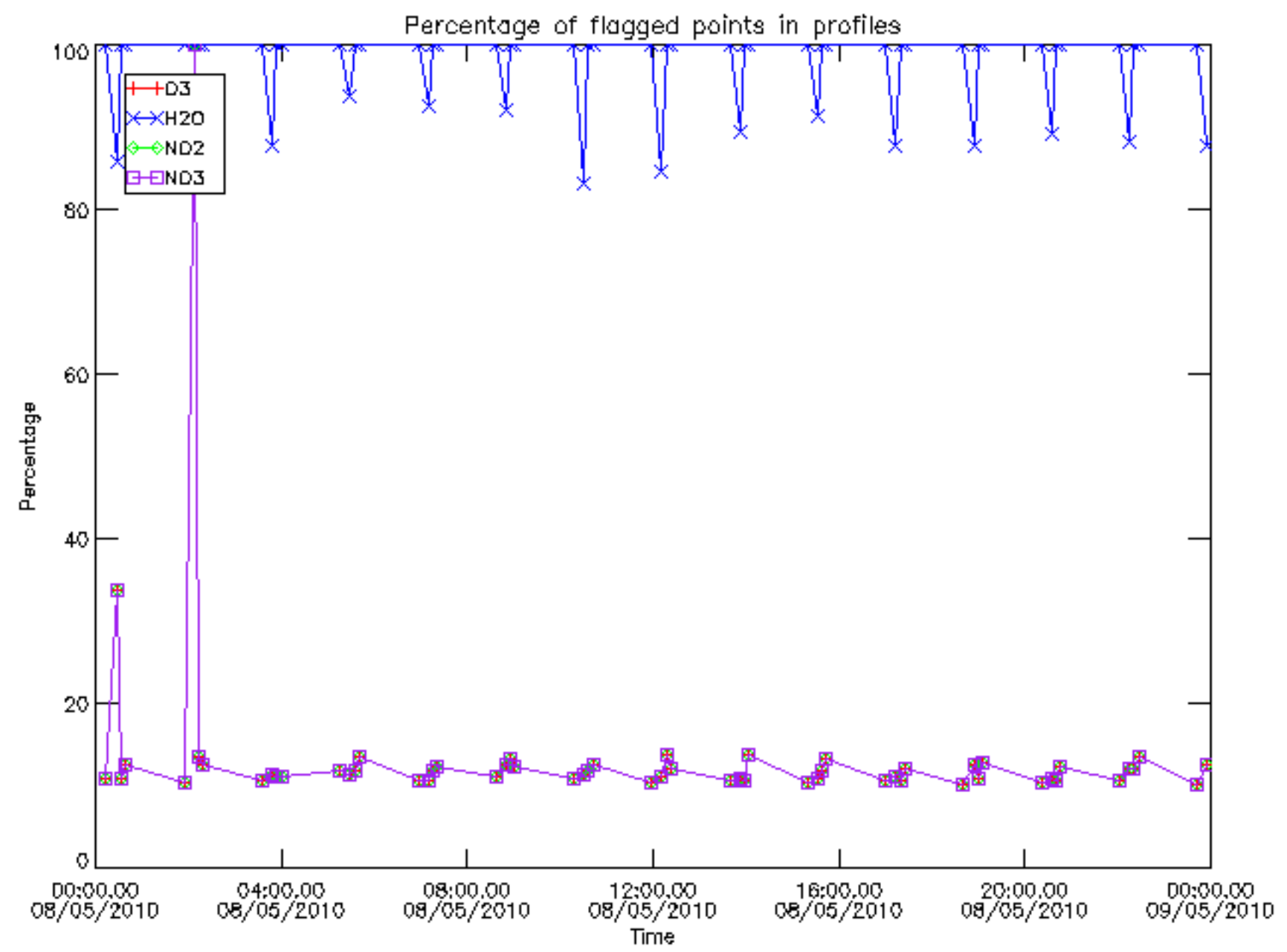
The colorbar represents the latitude.



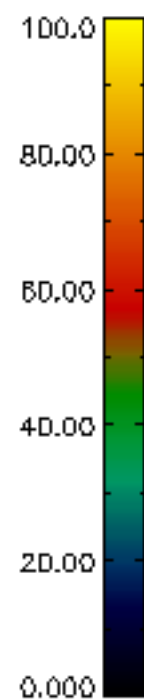
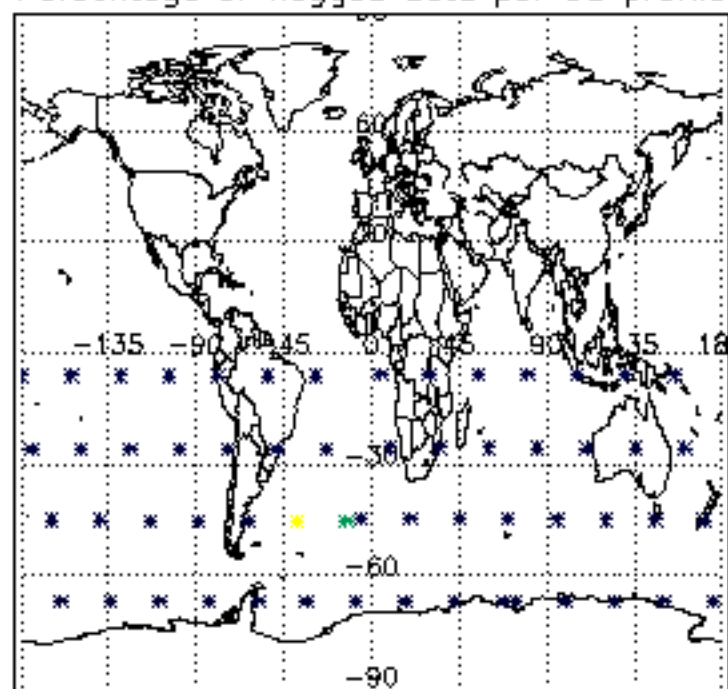
6. Auxiliary Data Files used for the production reported in section 2

The number reported in the third column indicates since which file (see list in section 2) the corresponding auxiliary file has been used. The fourth column is the date of those product files.

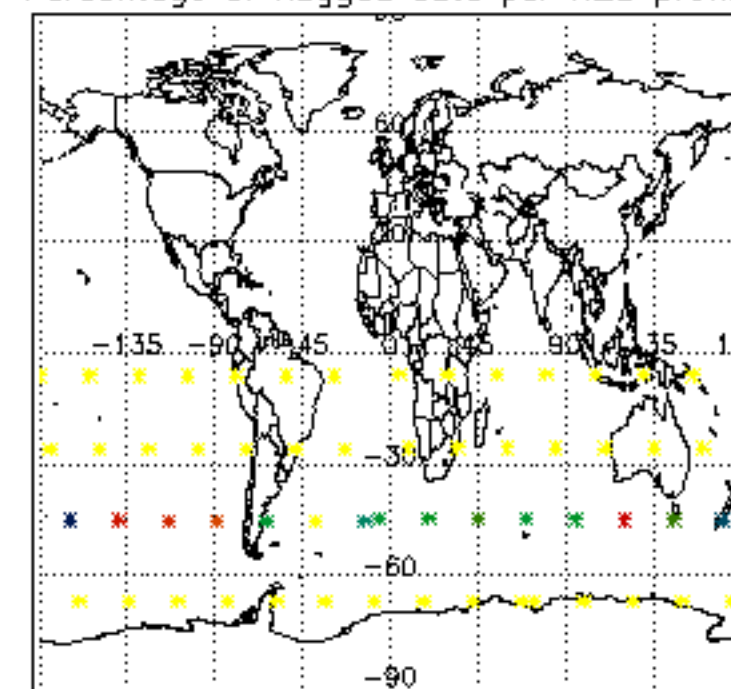
Type	Auxiliary Filename	Used since product	Used since product date
INST_PHYS_CHARACTERISTICS	GOM_INS_AXVIEC20091111_143220_20030716_120000_20500101_000000	1	08-MAY-2010 00:00:01
LEVEL-2_PROC_CONFIG	GOM_PR2_AXVIEC20091111_152718_20020301_000000_20500101_000000	1	08-MAY-2010 00:00:01
CROSS_SECTIONS_FILE	GOM_CRS_AXVIEC20091111_154832_20020301_000000_20500101_000000	1	08-MAY-2010 00:00:01



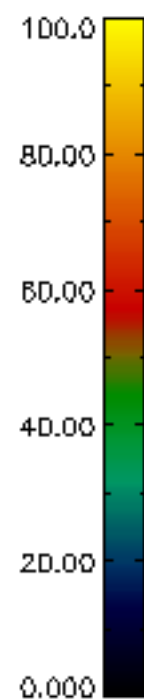
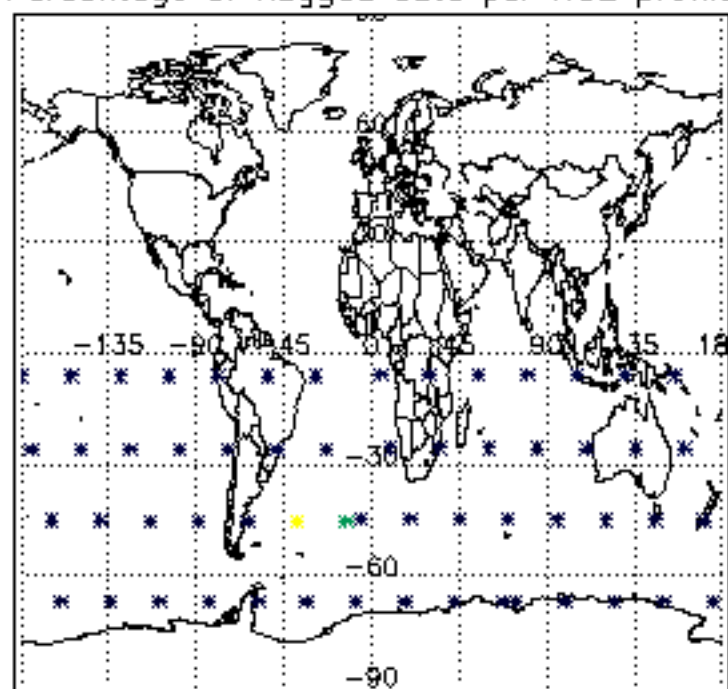
Percentage of flagged data per D3 profile



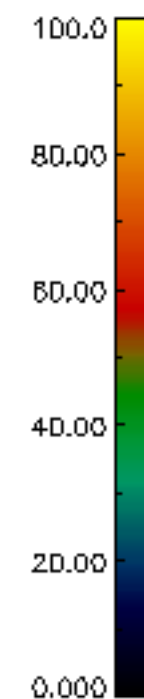
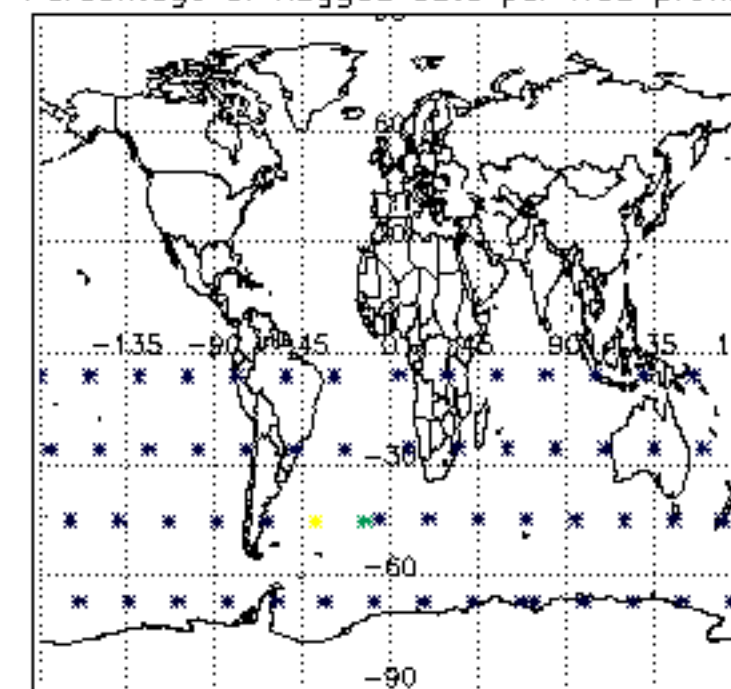
Percentage of flagged data per H2O profile

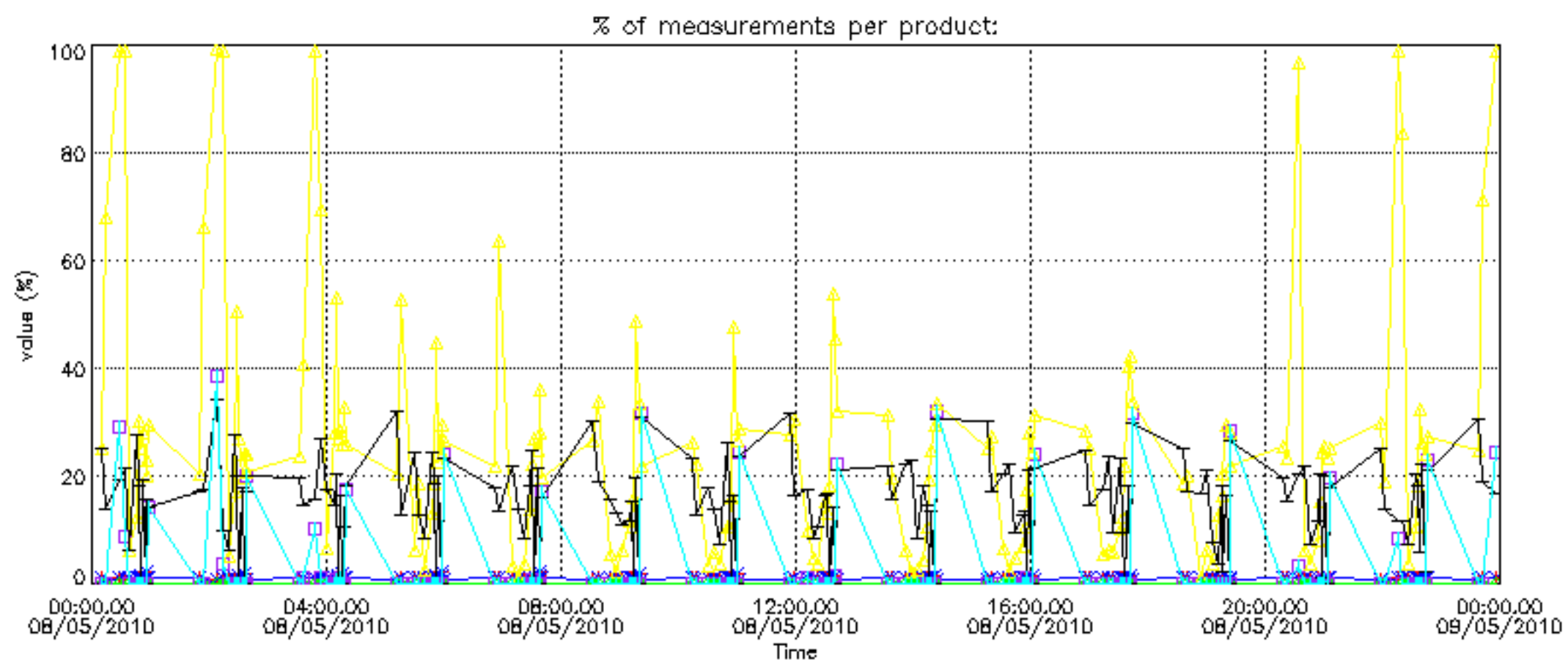
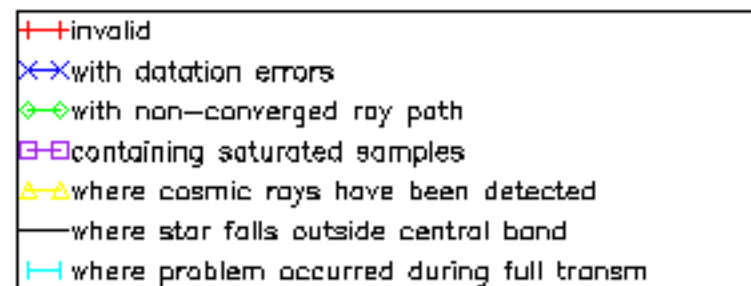


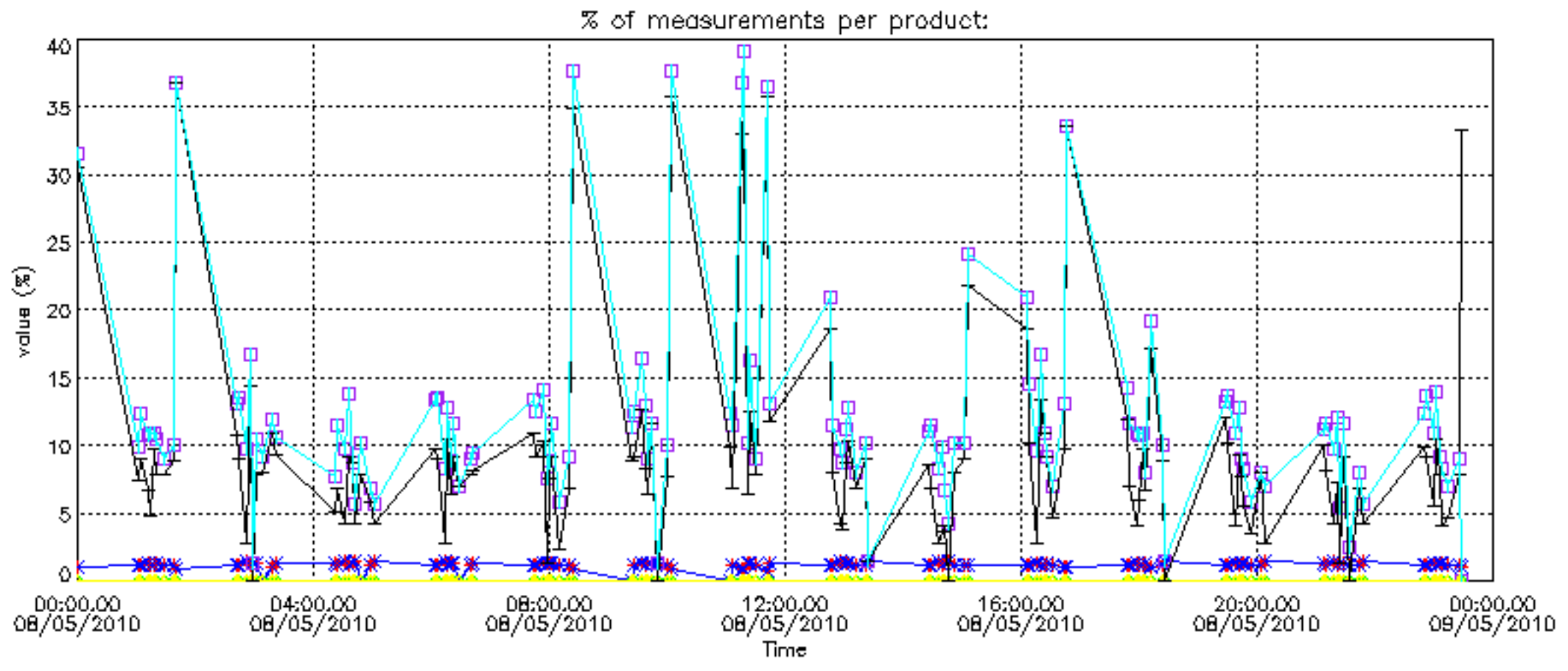
Percentage of flagged data per NO2 profile



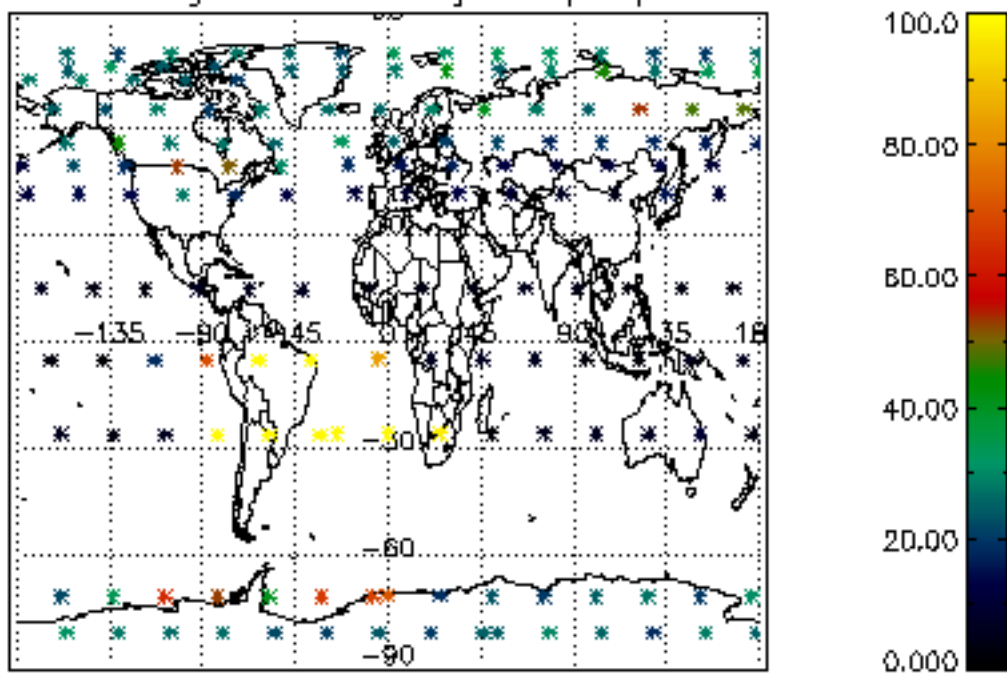
Percentage of flagged data per NO3 profile



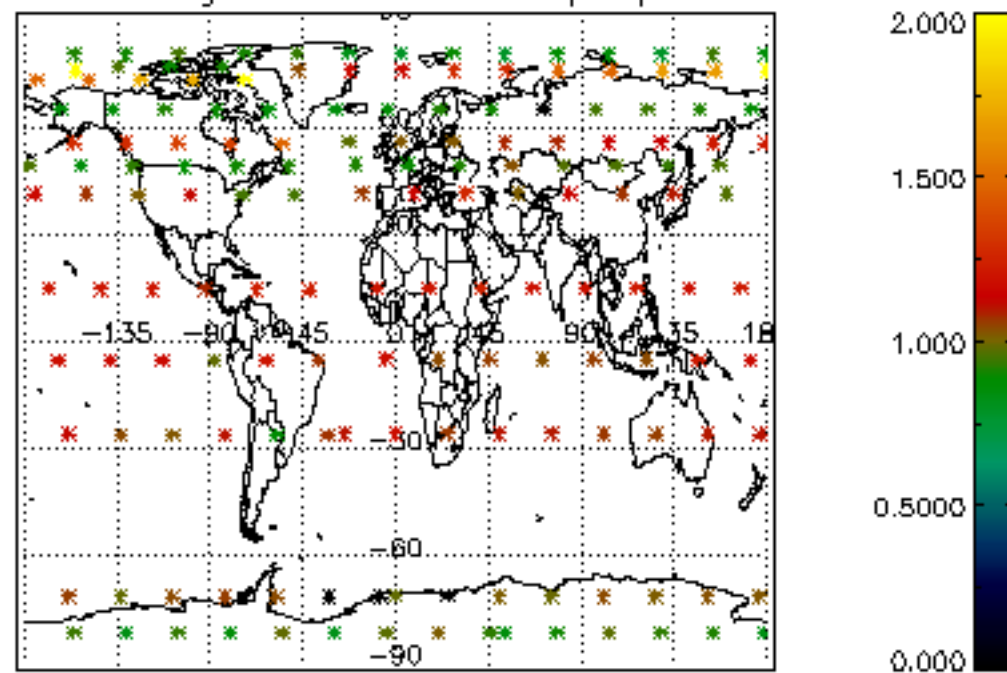




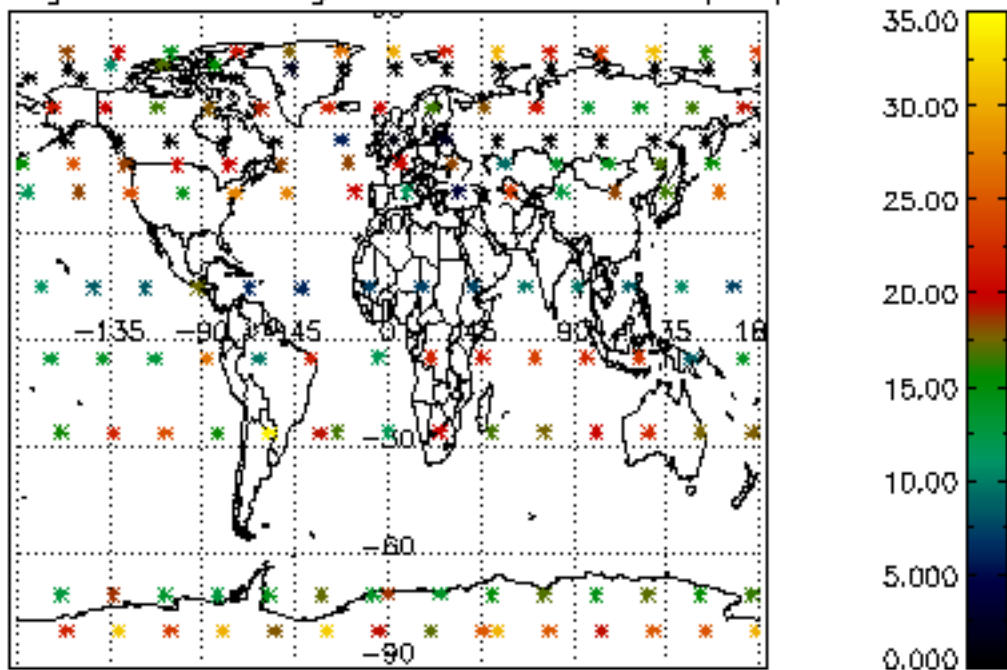
Percentage of cosmic ray hits per profile



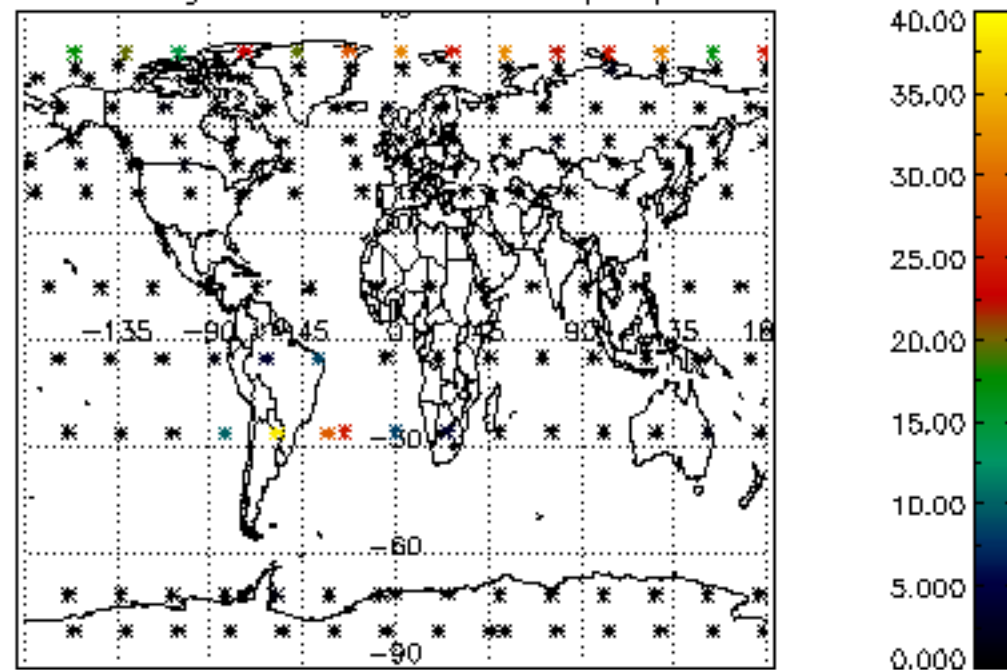
Percentage of datation errors per profile



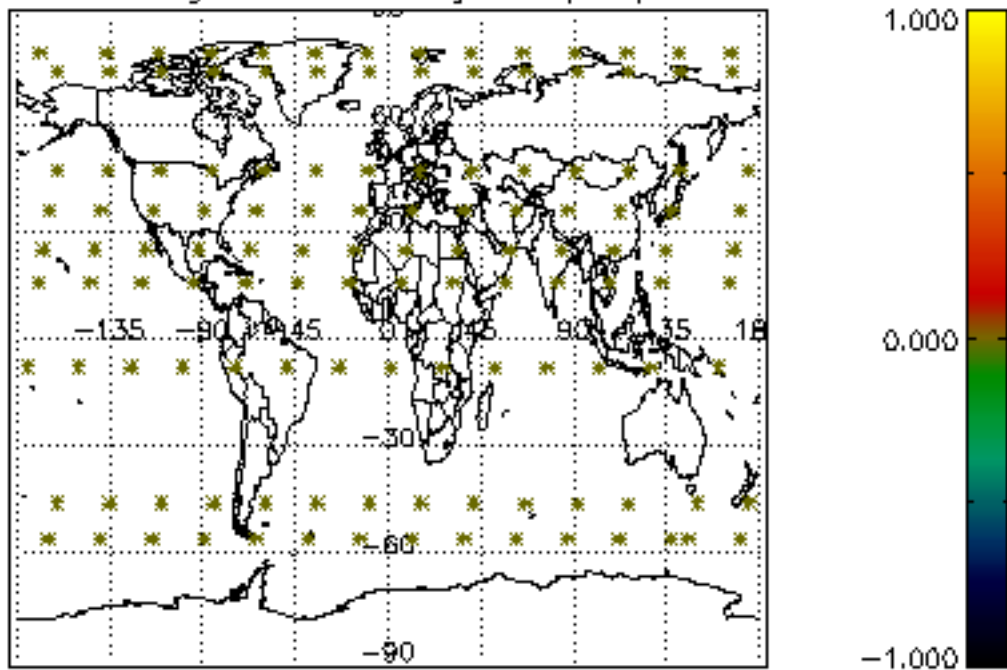
Percentage of star falling outside central band per profile



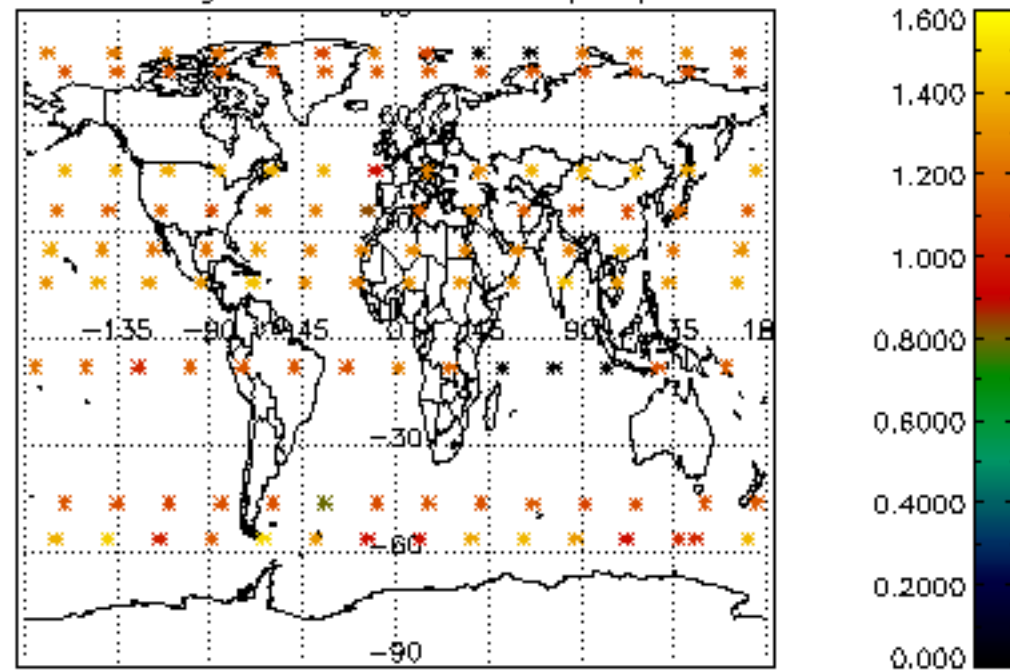
Percentage of saturation errors per profile



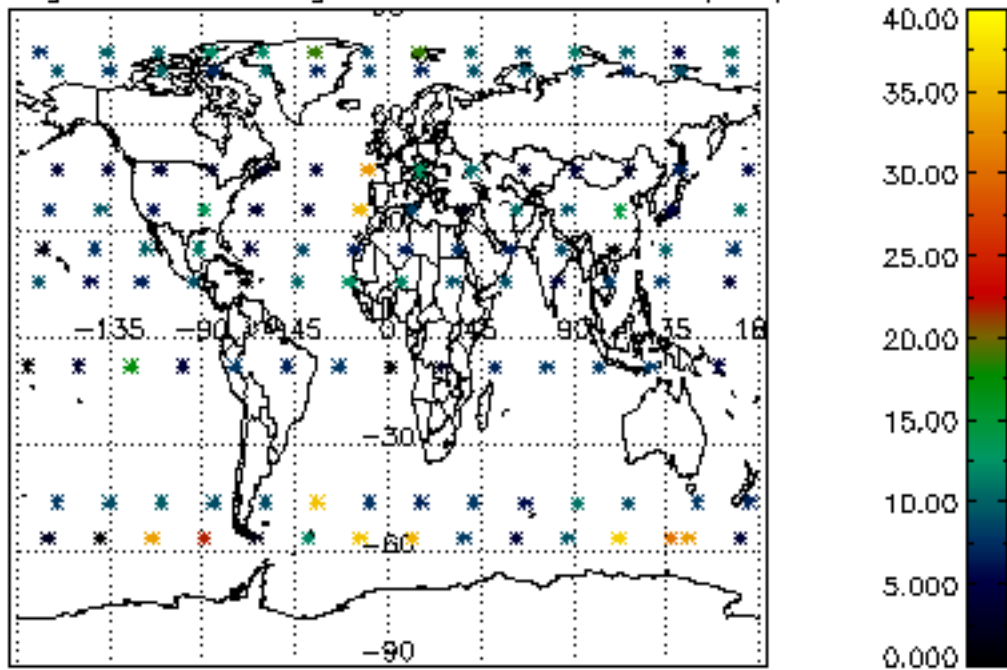
Percentage of cosmic ray hits per profile



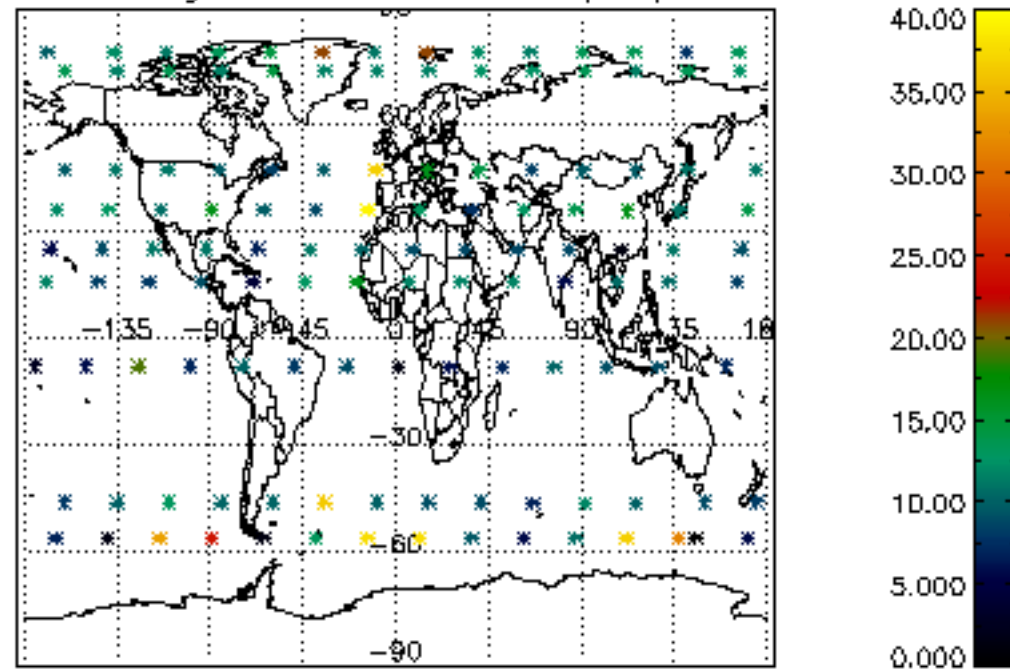
Percentage of datation errors per profile

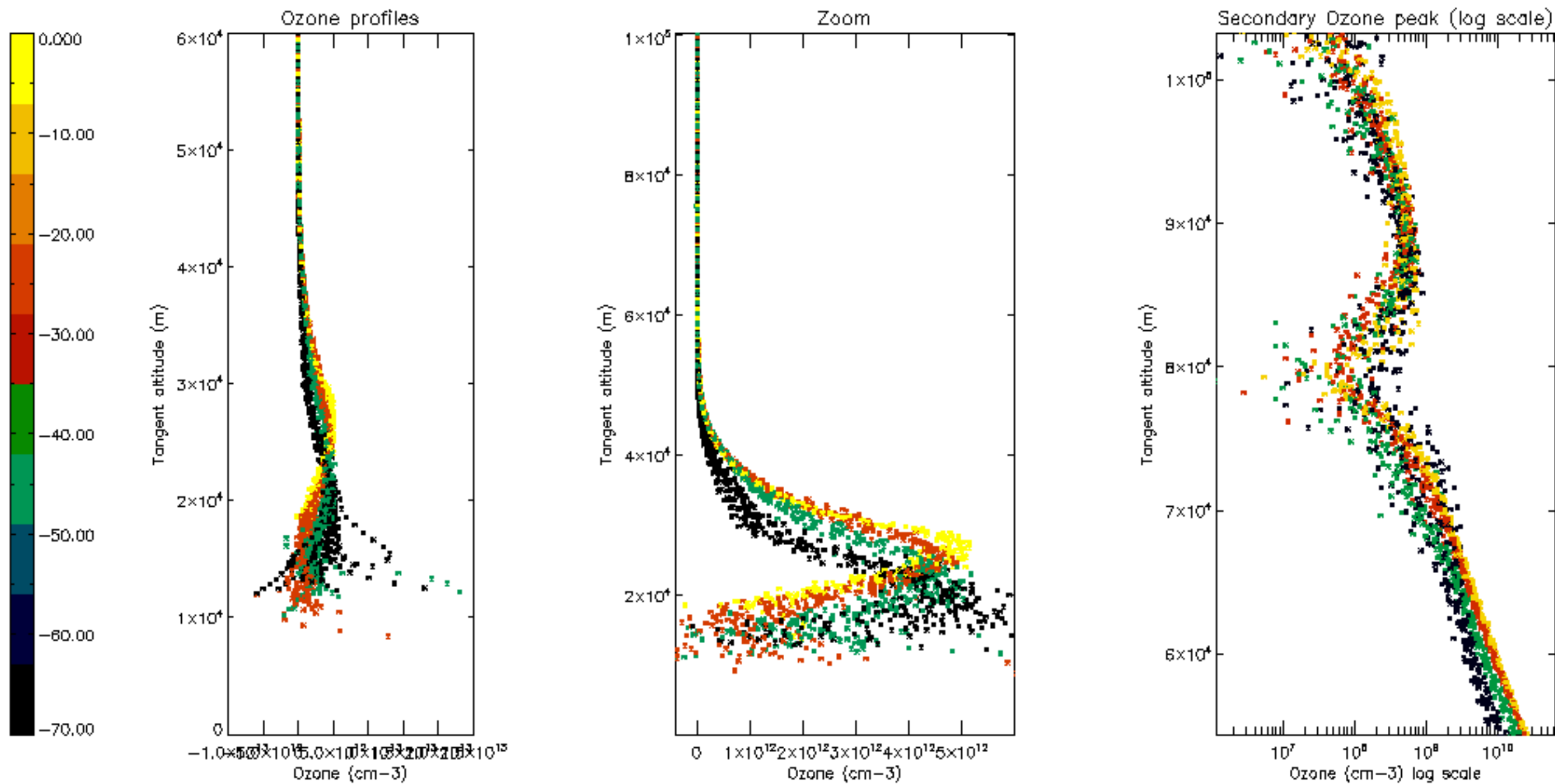


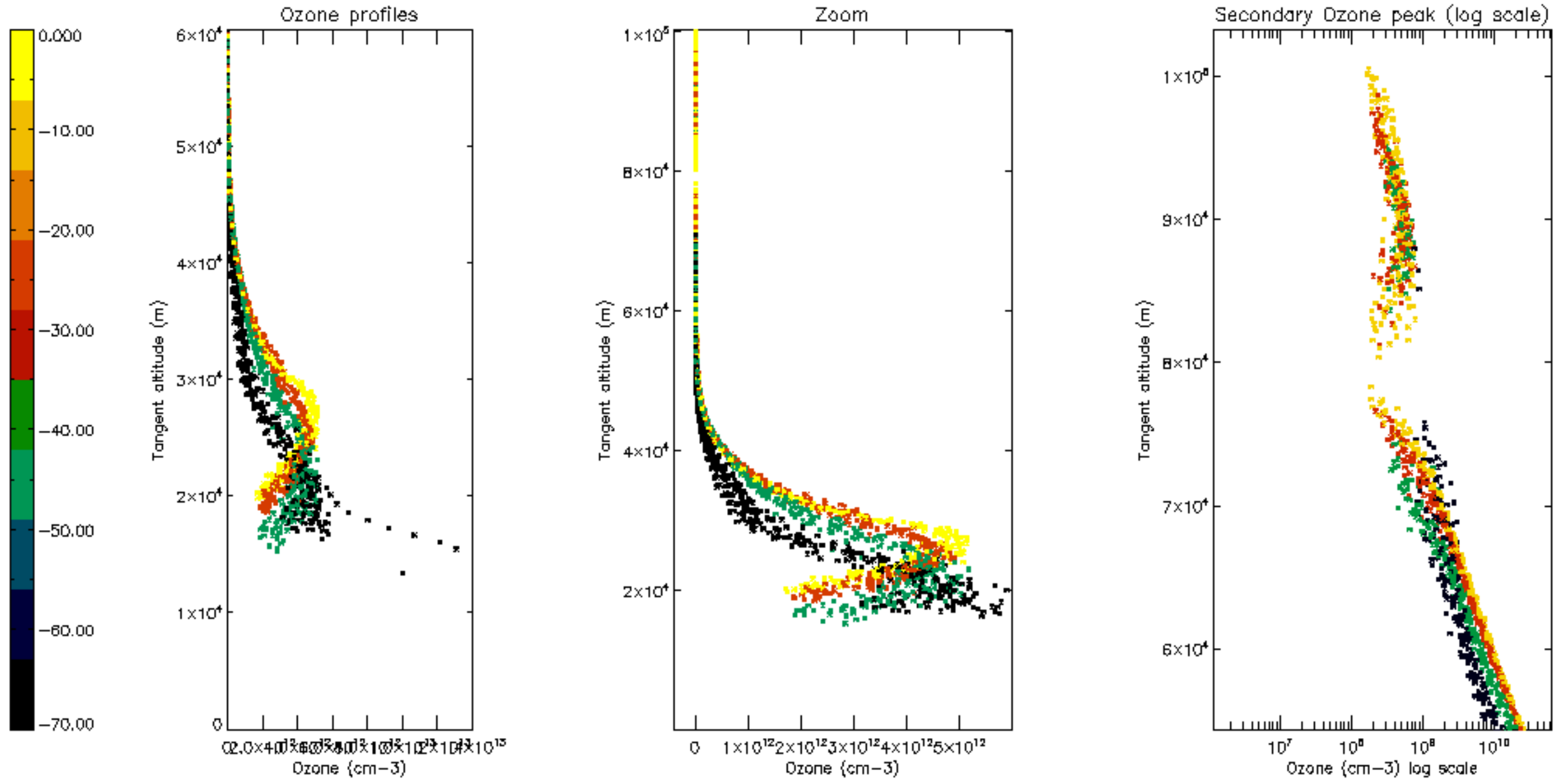
Percentage of star falling outside central band per profile

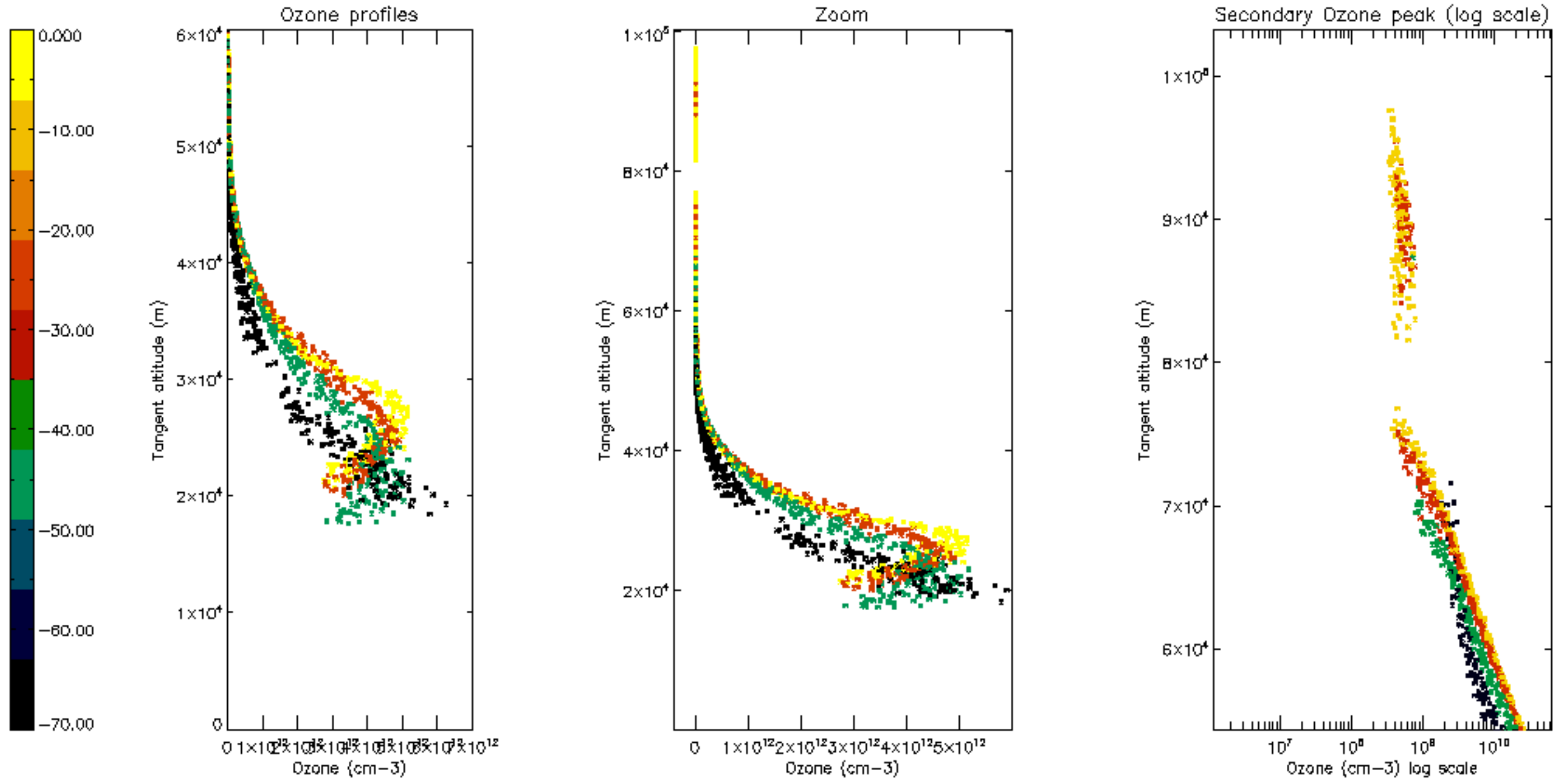


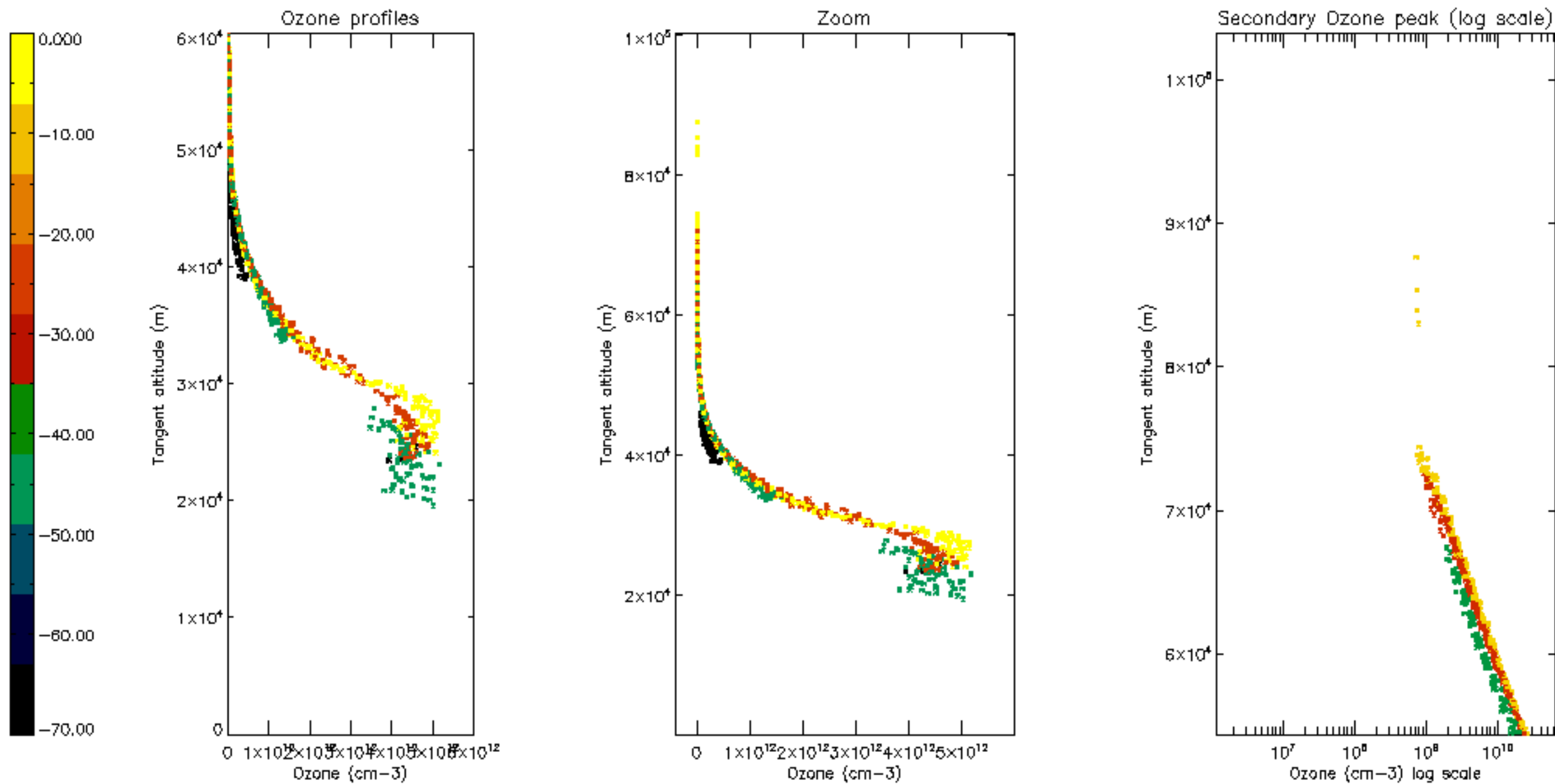
Percentage of saturation errors per profile

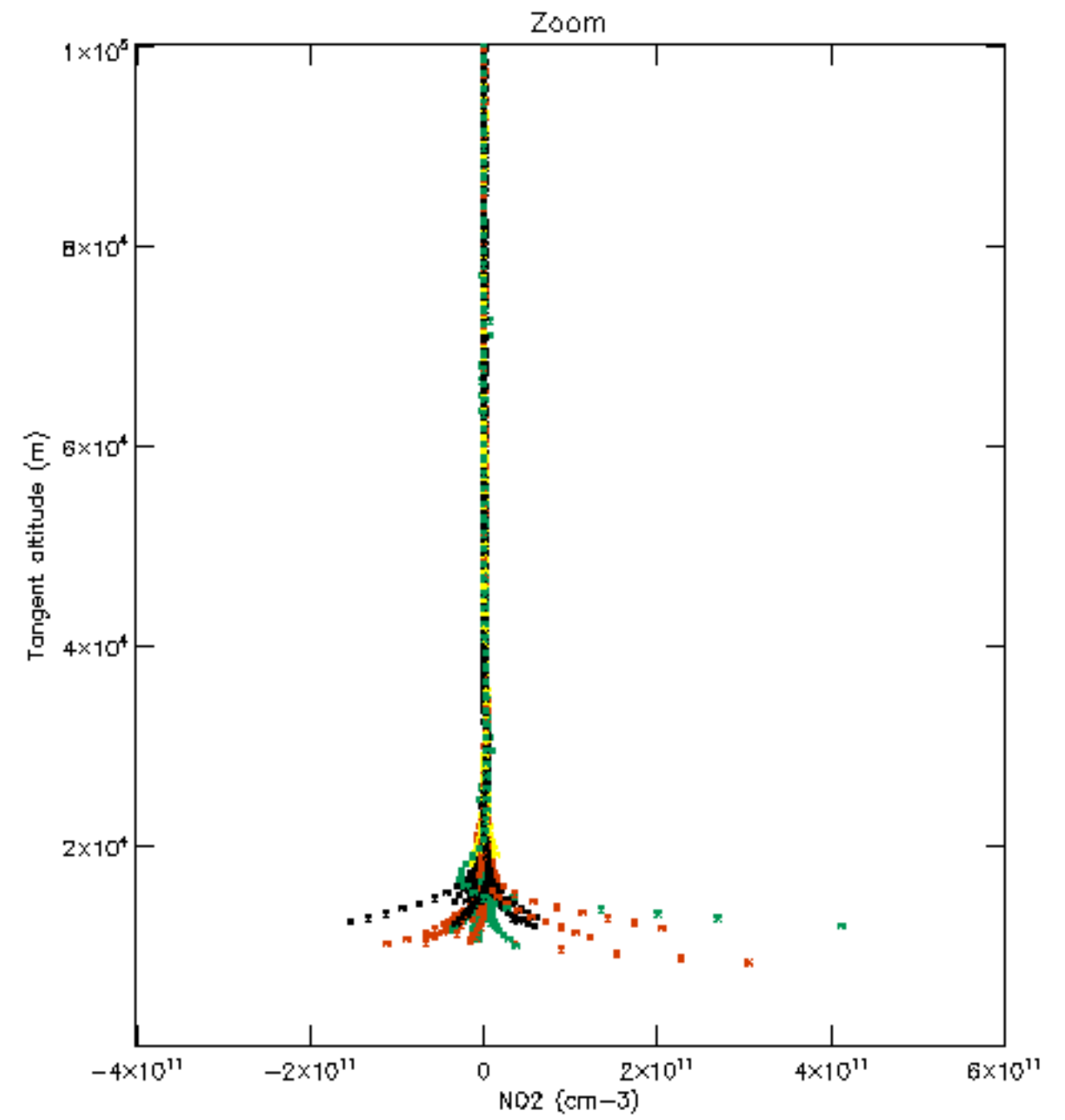
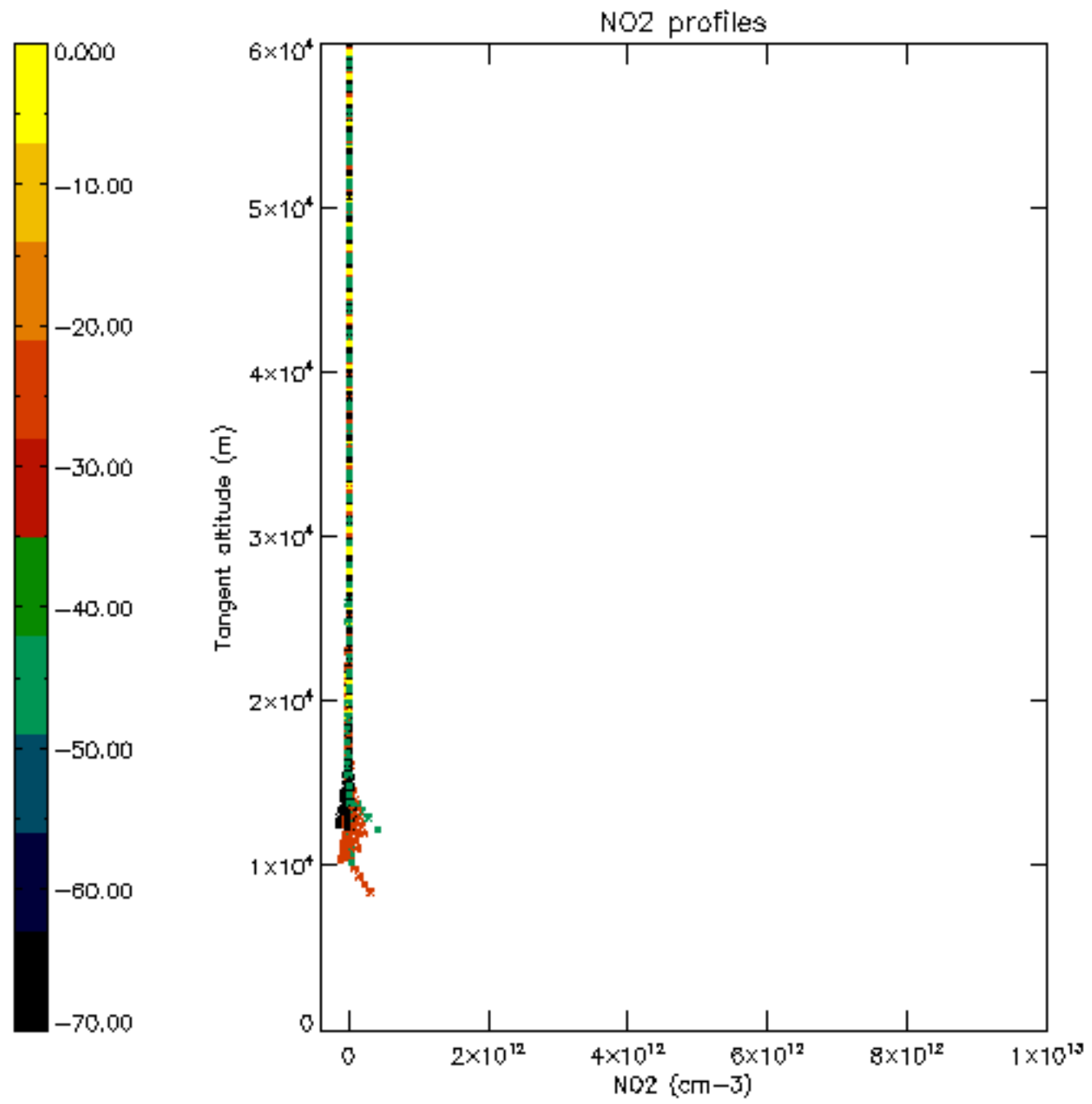


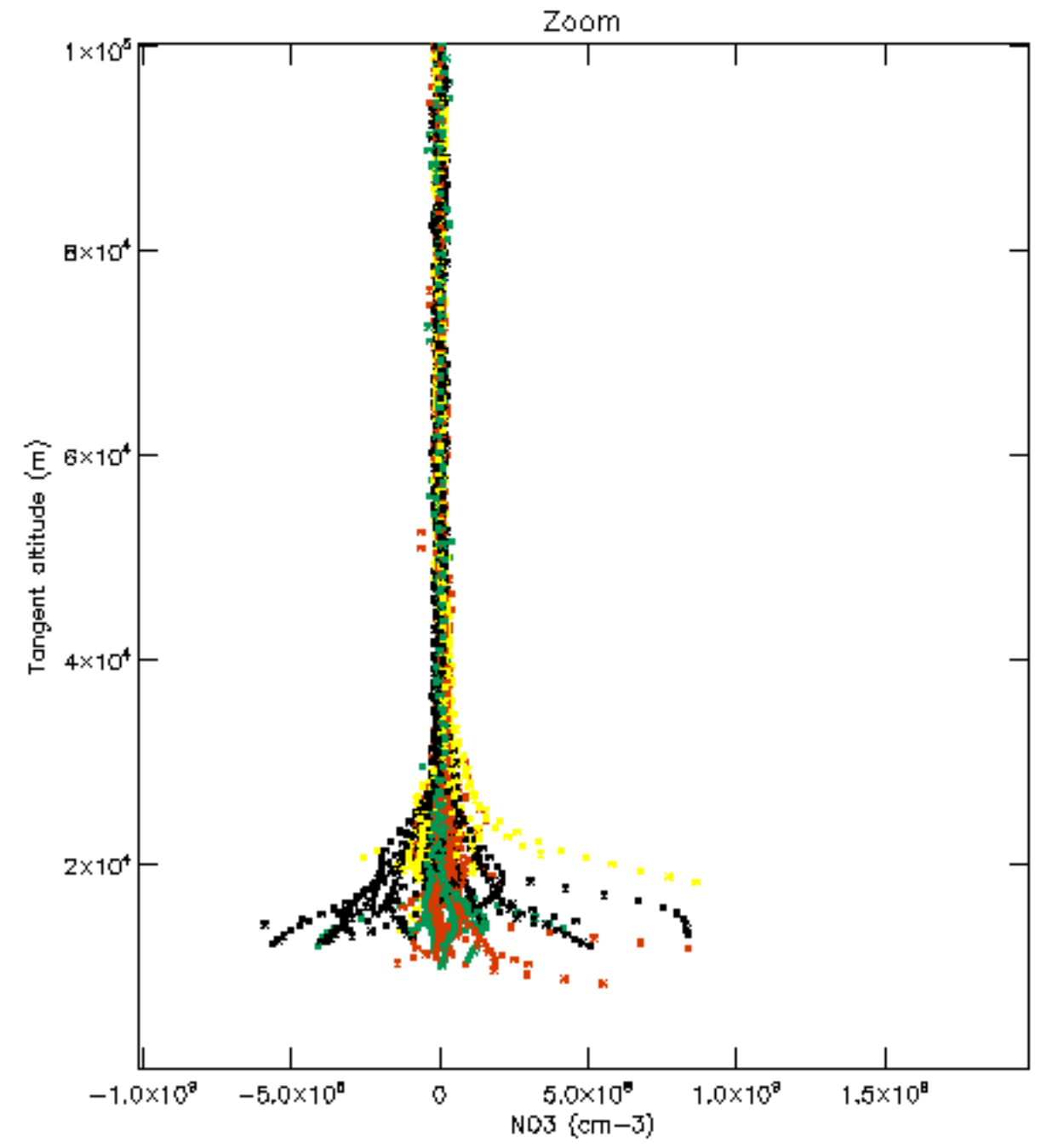
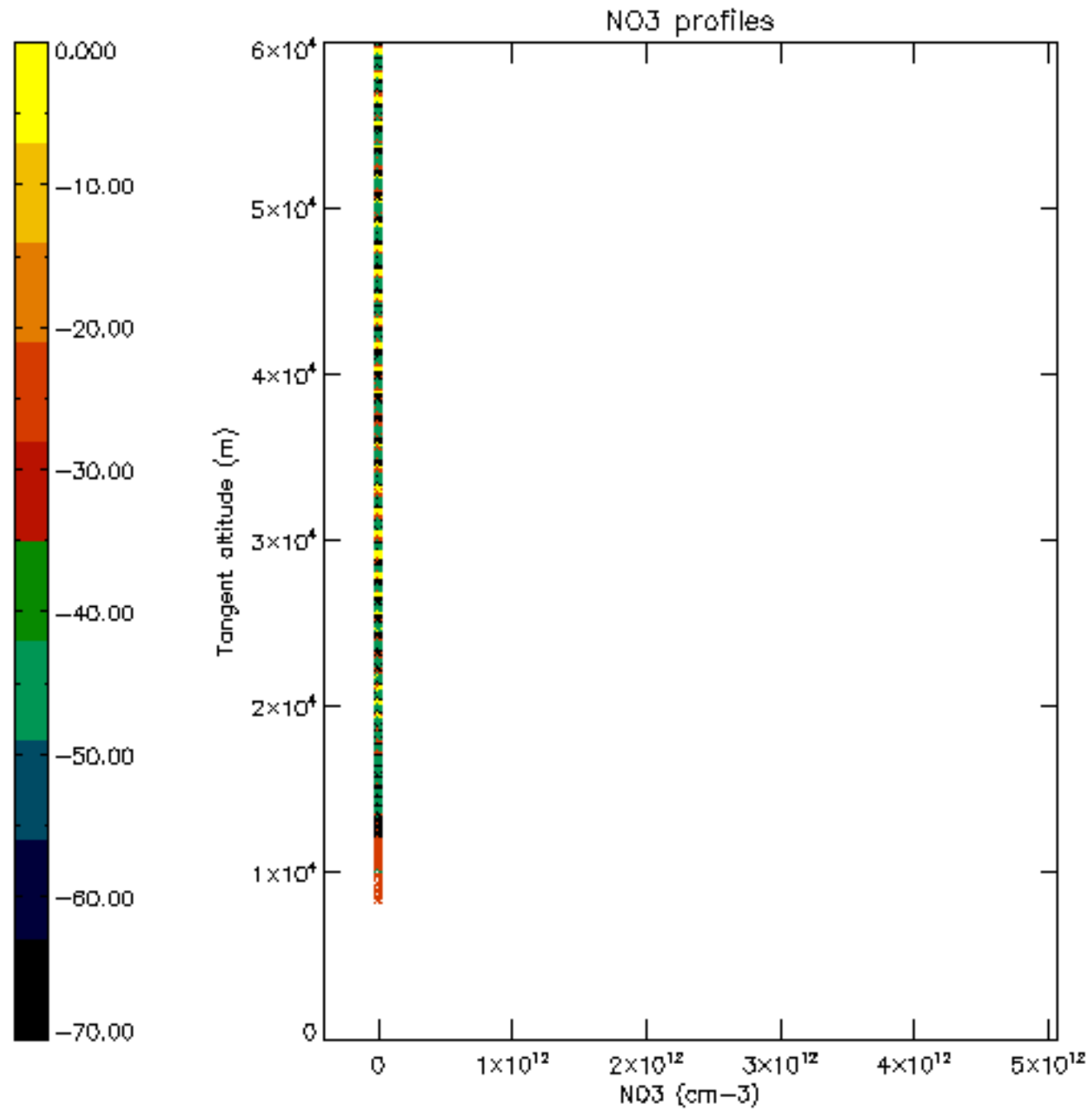


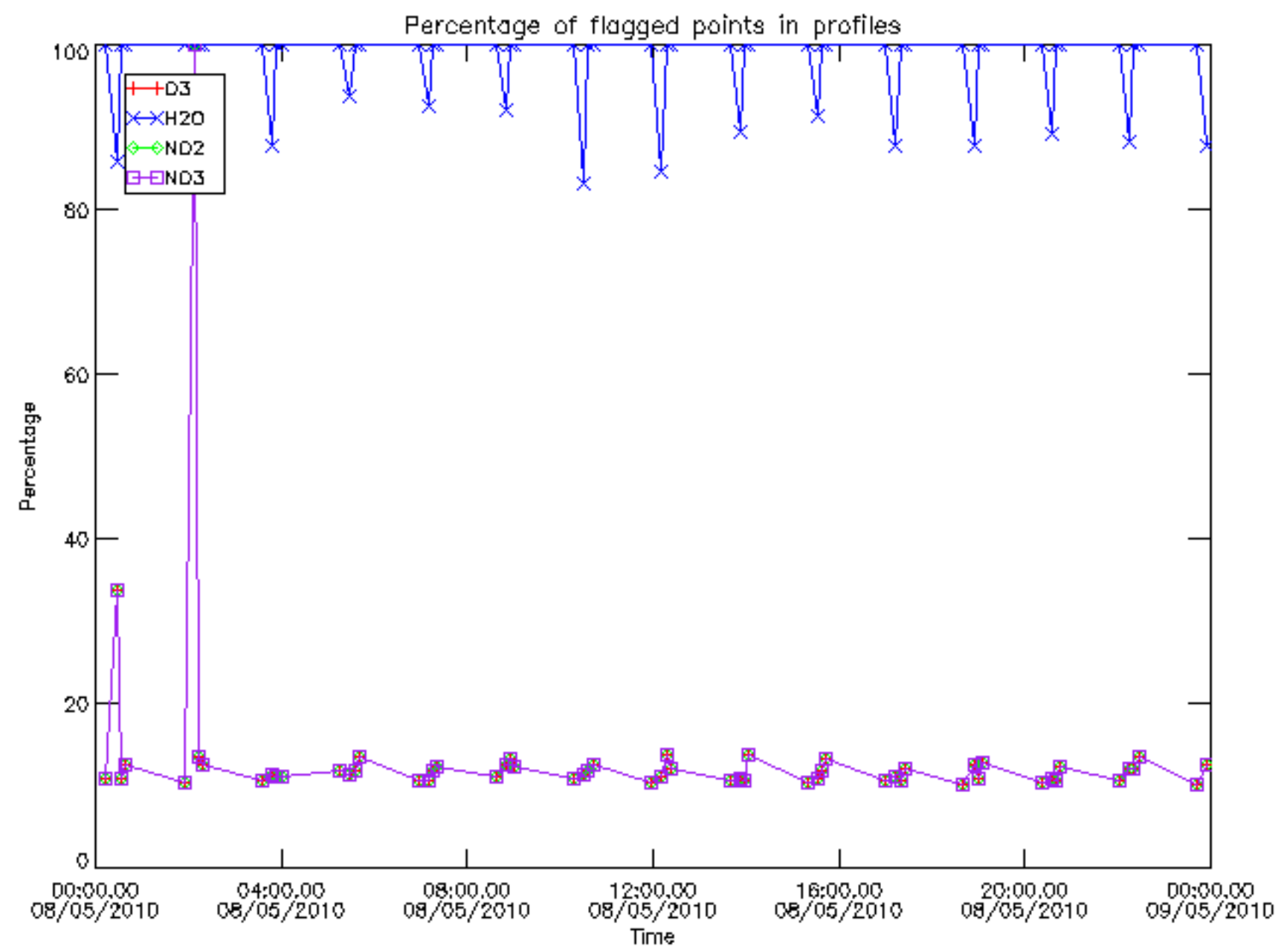




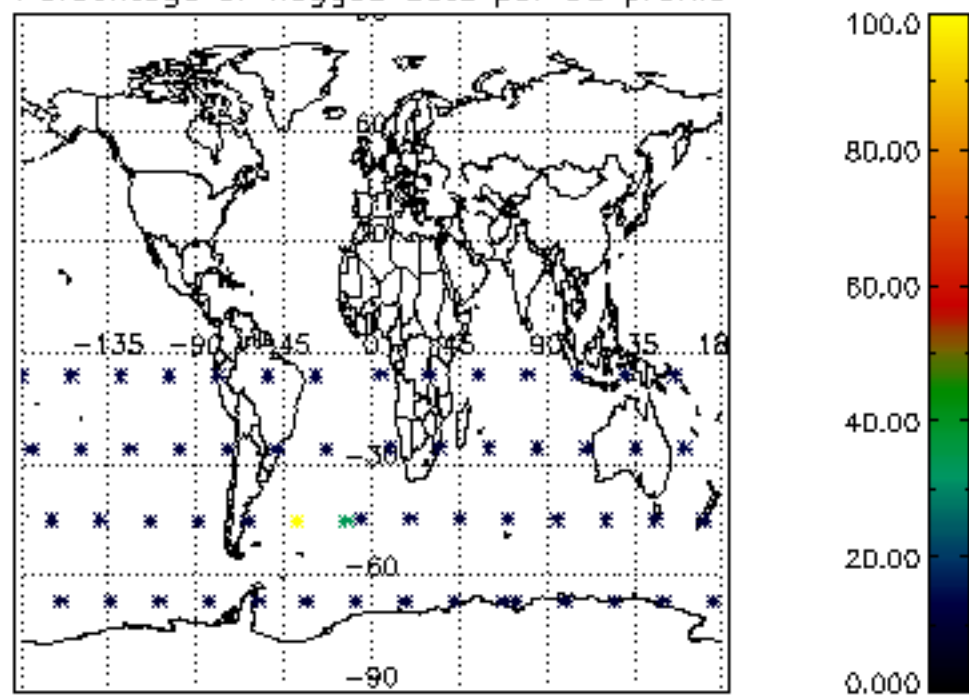




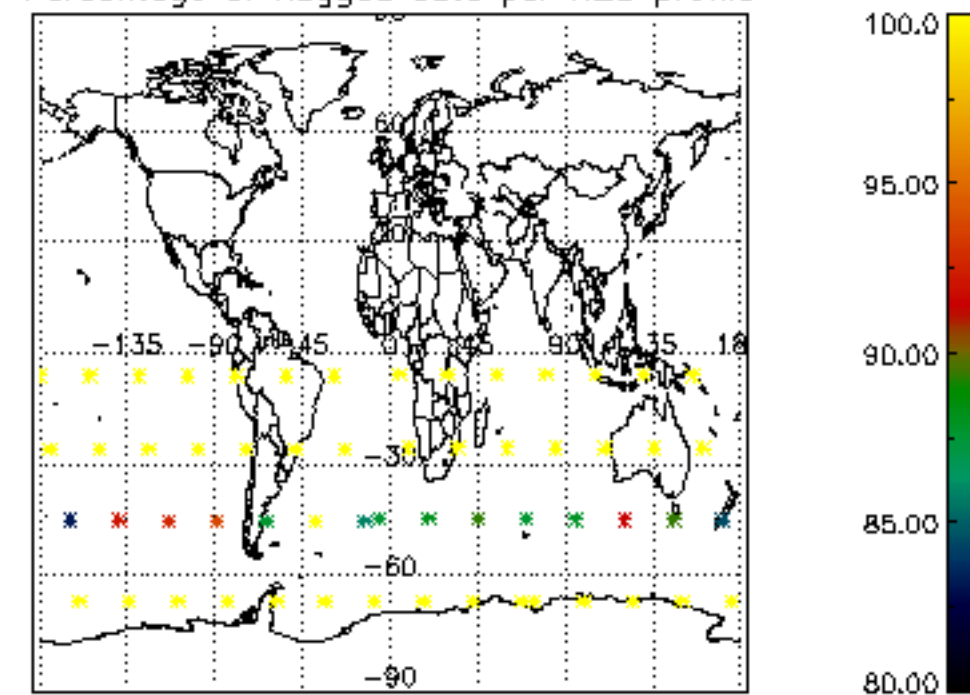




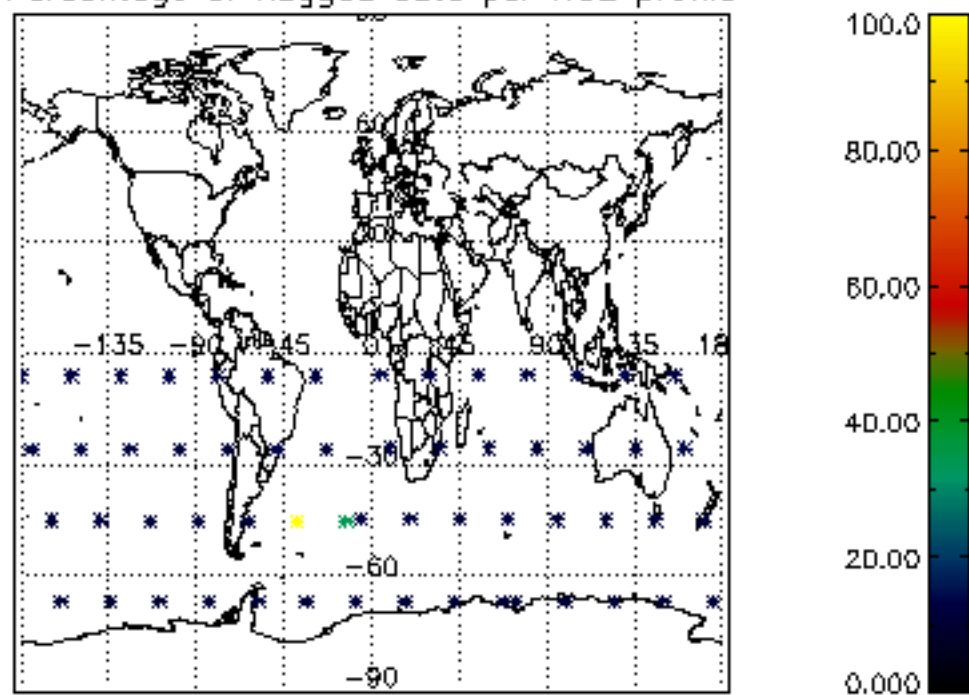
Percentage of flagged data per D3 profile



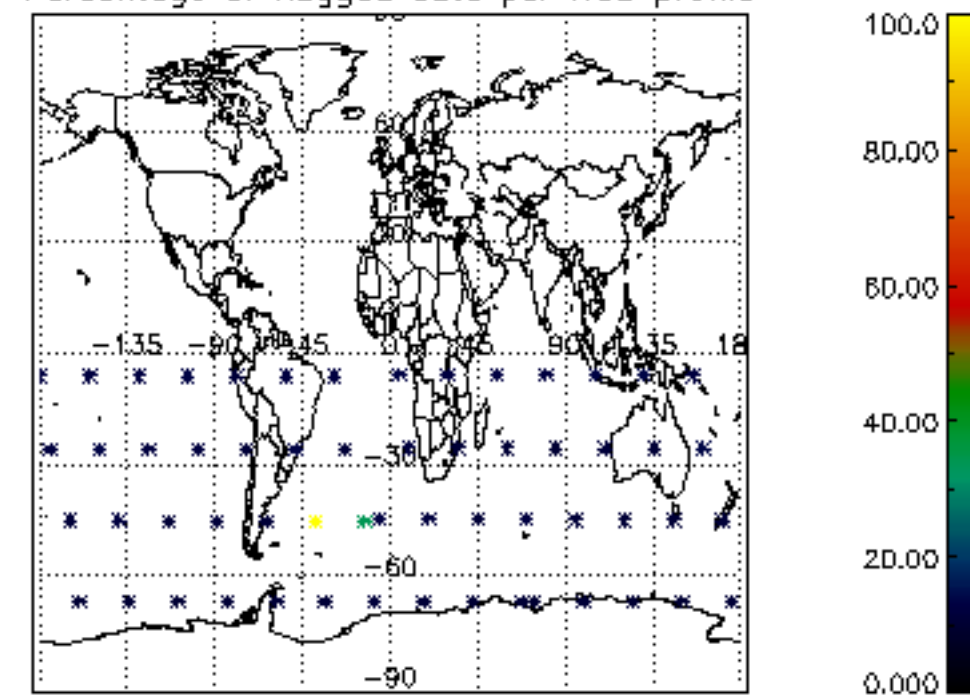
Percentage of flagged data per H2O profile

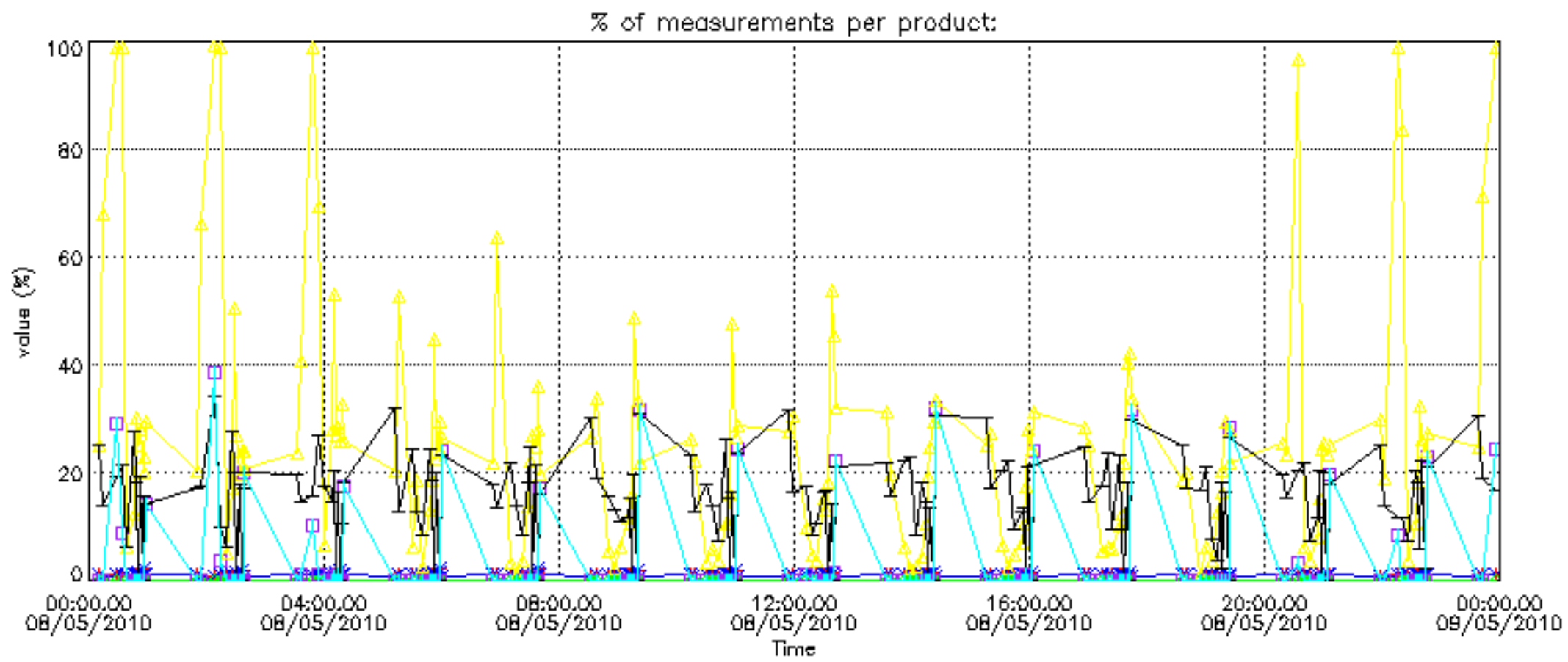


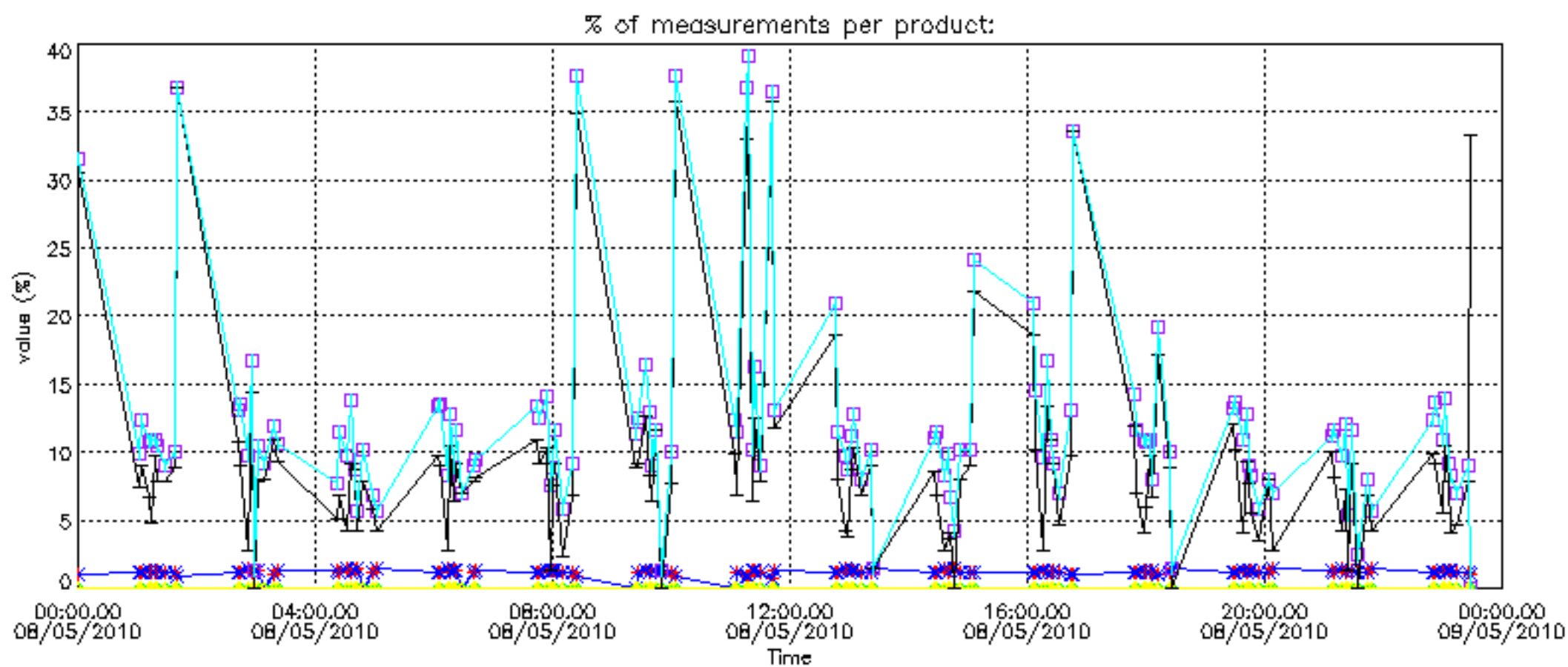
Percentage of flagged data per NO2 profile



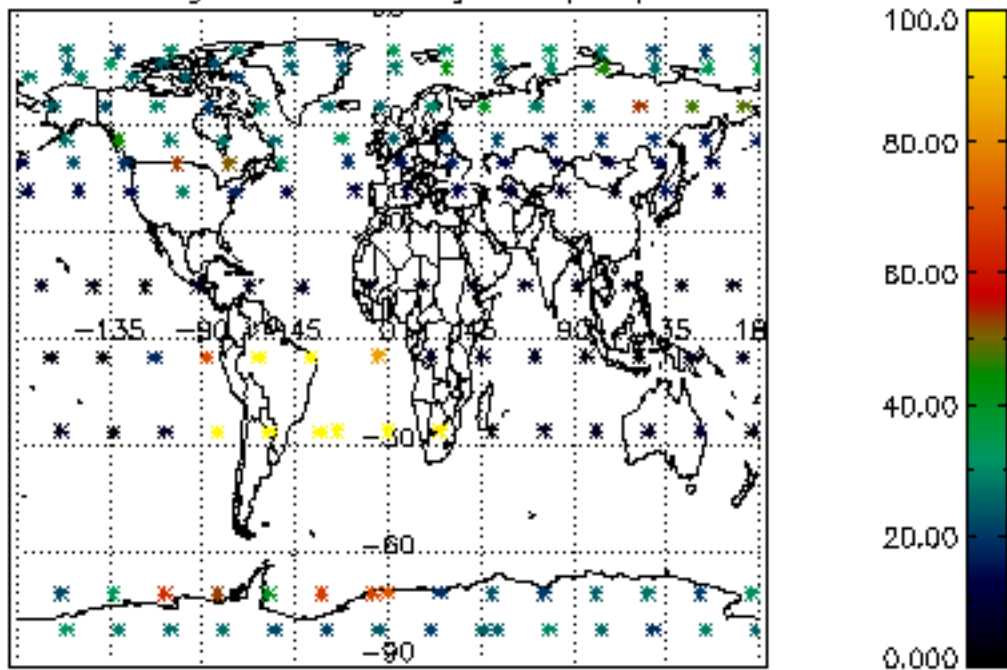
Percentage of flagged data per NO3 profile



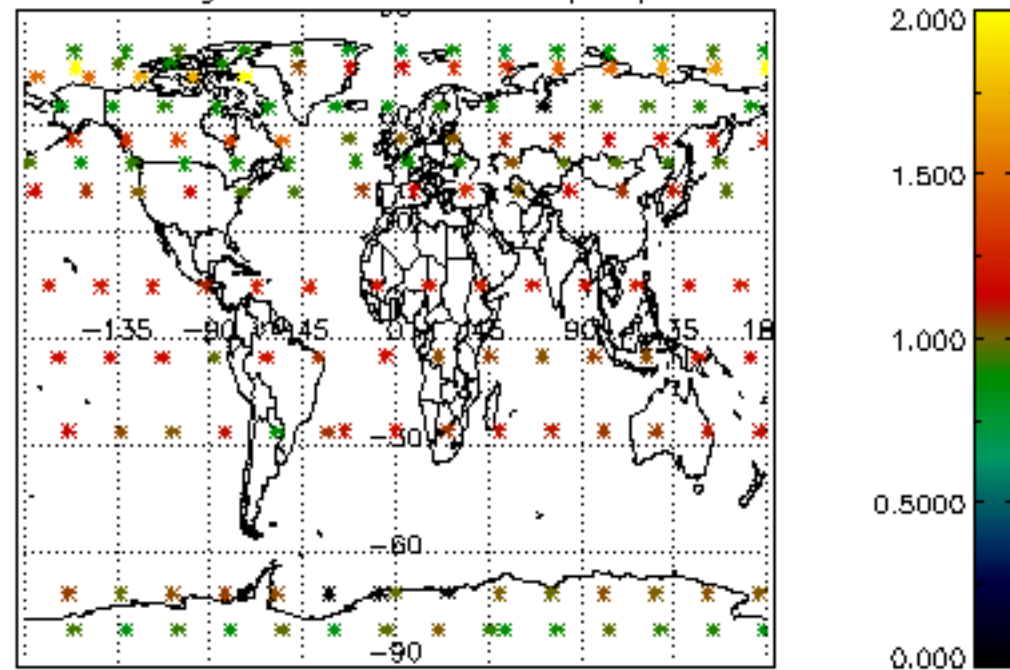




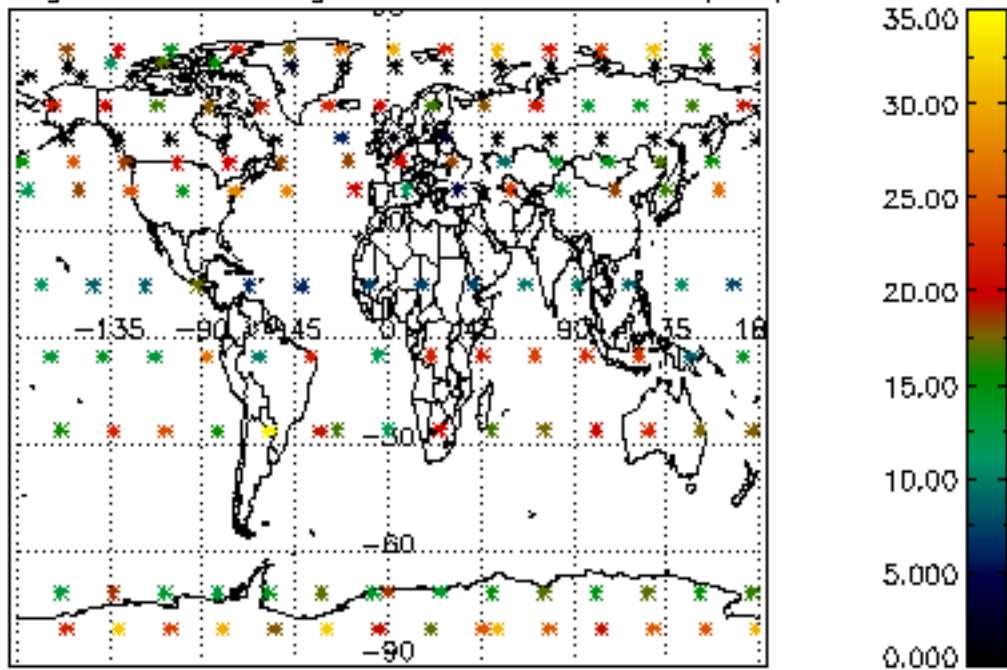
Percentage of cosmic ray hits per profile



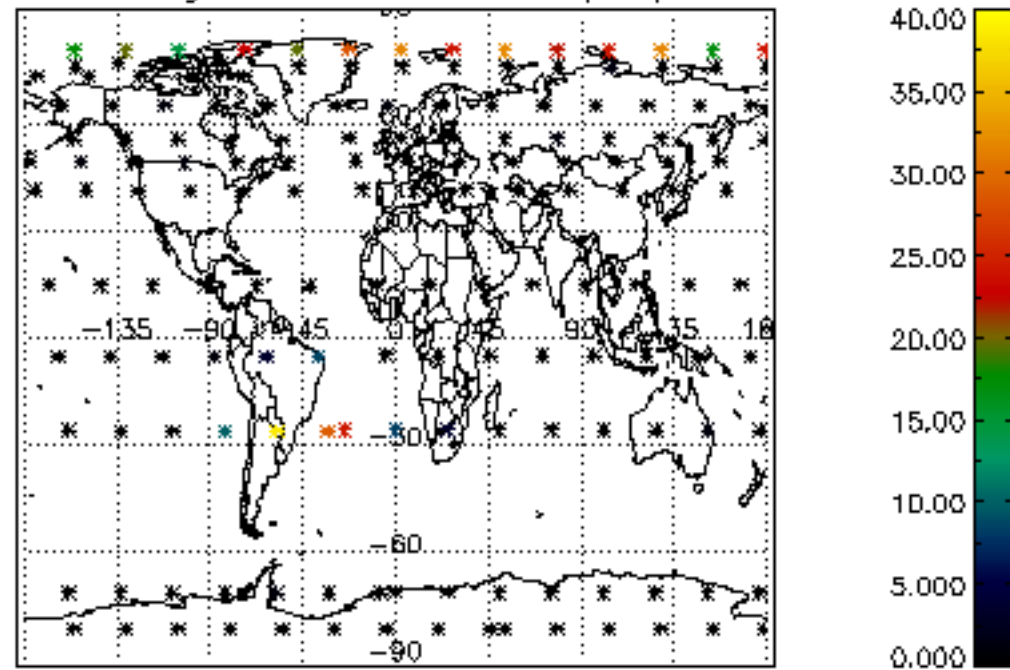
Percentage of datation errors per profile



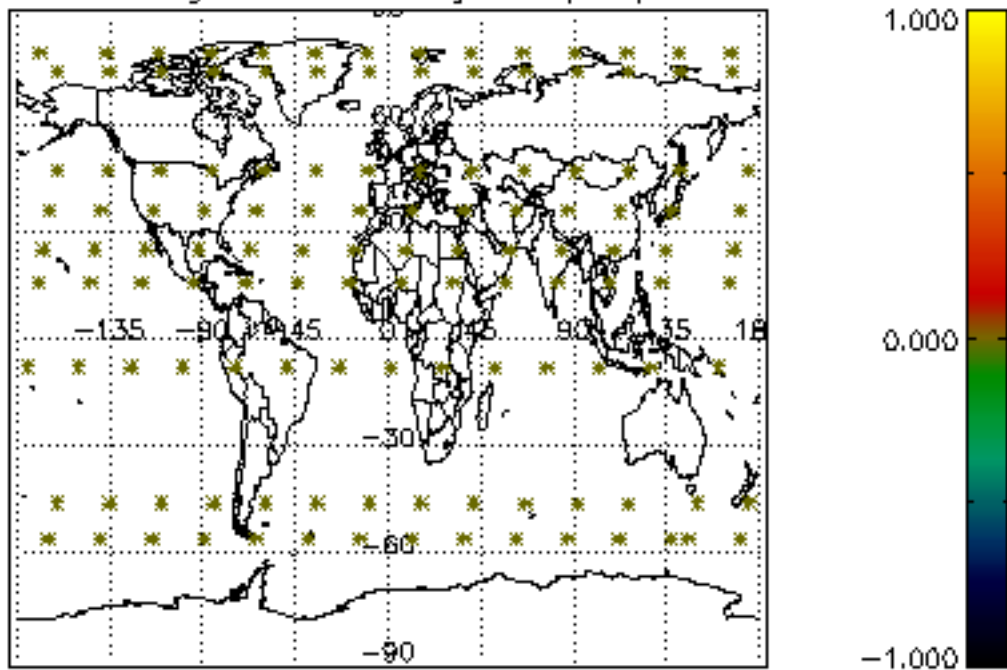
Percentage of star falling outside central band per profile



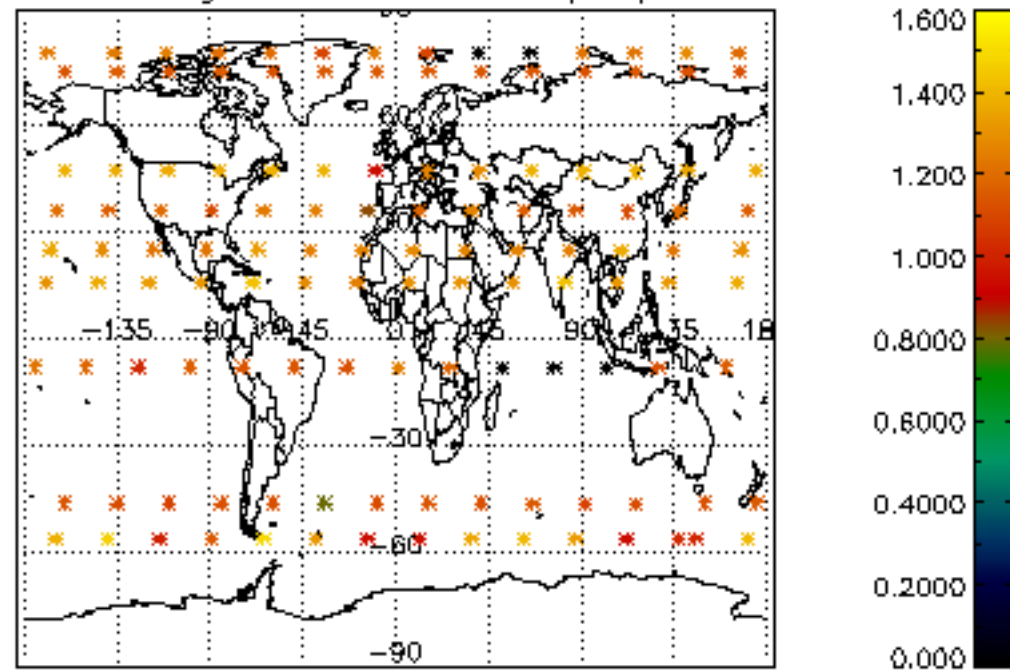
Percentage of saturation errors per profile



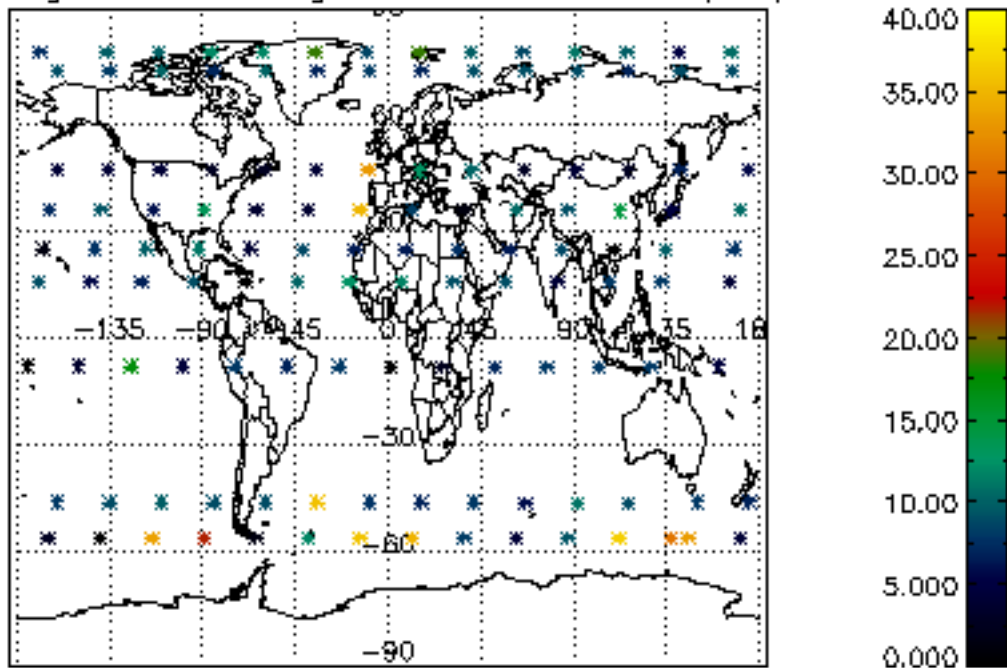
Percentage of cosmic ray hits per profile



Percentage of datation errors per profile



Percentage of star falling outside central band per profile



Percentage of saturation errors per profile

