

GOMOS Level 2 Daily Report

SUMMARY

[1. General Info](#)

[2. Summary of processed GOM_NL_2P products](#)

[3. Level 2 Quality information per product](#)

[3.1 Plot of level 2 quality information per product \(time dependant\)](#)

[3.2 Plot of level 2 quality information per product \(world map\)](#)

[4. Level 1 Quality information per product \(stored on level 2 products\)](#)

[4.1 Plot of level 1 quality information per product \(time dependant\)](#)

[4.1.1 Plot of level 1 quality information per product \(time dependant\): ASCENDING](#)

[4.1.2 Plot of level 1 quality information per product \(time dependant\): DESCENDING](#)

[4.2 Plot of level 1 quality information per product \(world map\)](#)

[4.2.1 Plot of level 1 quality information per product \(world map\): ASCENDING](#)

[4.2.2 Plot of level 1 quality information per product \(world map\): DESCENDING](#)

[5. Ozone profiles based on quality statistics and other trace gas profiles](#)

[5.1 Ozone statistics based on quality of products](#)

[5.2 Plot ozone profiles for all STD \(dark without errors\)](#)

[5.3 Plot ozone profiles where STD < 20% \(dark without errors\)](#)

[5.4. Plot ozone profiles where STD < 10% \(dark without errors\)](#)

[5.5. Plot ozone profiles where STD < 5% \(dark without errors\)](#)

[5.6 Plot NO2 profiles for all STD \(dark without errors\)](#)

[5.7 Plot NO3 profiles for all STD \(dark without errors\)](#)

[5.8 Plot H2O profiles \(only for occultations of stars 1,2,3,4,13,14,16,26,63 dark without errors\) for all STD](#)

[6. Auxiliary Data Files used for the production reported in section 2](#)

This report presents the daily analysis on parameters extracted from GOMOS level 2 data (GOM_NL__2P). It is intended to monitor some important parameters that will impact the quality of these products. A list of level 2 products (and content) that have arrived during the reporting day to the PCF is also given.

Item	Value
Time of report generation	29APR2013 10:30:18
Data source version	GOMOS/6.01
Start time of products	07-05-2010 (07MAY2010 00:00:00)
Stop time of products	08-05-2010 (08MAY2010 00:00:00)
Store outputs in DB	Yes
Nb of level 2 prods	292
Nb of prods with errors	0

2. Summary of processed GOM_NL__2P products.

Nr	Filename	UTC Start time	Limb	Duration	Star Id	Star Name	Star Mag	Star Temp	Nb Meas	Orbit	Prod. error
1	GOM_NL__2PRFIN20100507_000237_000000372089_00145_42784_8245.N1	07-MAY-2010 00:02:37	Bright	36.500	111	8Eta Boo	2.6800	6000.0	73	42784	No
2	GOM_NL__2PRFIN20100507_000552_000000402089_00145_42784_8246.N1	07-MAY-2010 00:05:52	Bright	40.000	83		2.3780	11000.	80	42784	No
3	GOM_NL__2PRFIN20100507_000856_000000392089_00145_42784_8247.N1	07-MAY-2010 00:08:56	Bright	39.000	180	27Gam Boo	3.0400	8000.0	78	42784	No
4	GOM_NL__2PRFIN20100507_001128_000000372089_00145_42784_8248.N1	07-MAY-2010 00:11:28	Bright	37.000	39	85Eta UMa	1.8540	24000.	74	42784	No
5	GOM_NL__2PRFIN20100507_001255_000000382089_00145_42784_8249.N1	07-MAY-2010 00:12:55	Bright	37.500	55	79Zet UMa	2.0600	10200.	75	42784	No
6	GOM_NL__2PRFIN20100507_001814_000000442089_00145_42784_8250.N1	07-MAY-2010 00:18:14	Bright	44.000	119	14Eta Dra	2.7270	4700.0	88	42784	No
7	GOM_NL__2PRFIN20100507_002854_000000432089_00145_42784_8251.N1	07-MAY-2010 00:28:54	Bright	43.000	89	5Alp Cep	2.4510	8000.0	86	42784	No
8	GOM_NL__2PRFIN20100507_003138_000000442089_00145_42784_8252.N1	07-MAY-2010 00:31:38	Bright	44.000	74	11Bet Cas	2.2680	6600.0	88	42784	No
9	GOM_NL__2PRFIN20100507_004125_000000532089_00145_42784_8253.N1	07-MAY-2010 00:41:25	Twilight	52.500	93	53Bet Peg	2.5200	3100.0	105	42784	No
10	GOM_NL__2PRFIN20100507_004536_000000472089_00145_42784_8254.N1	07-MAY-2010 00:45:36	Dark	46.500	90	54Alp Peg	2.4870	11000.	93	42784	No
11	GOM_NL__2PRFIN20100507_005841_000000542089_00145_42784_8255.N1	07-MAY-2010 00:58:41	Dark	53.500	18	24Alp PsA	1.1660	9700.0	107	42784	No
12	GOM_NL__2PRFIN20100507_010431_000000412089_00145_42784_8256.N1	07-MAY-2010 01:04:31	Dark	40.500	31	Alp Gru	1.7340	15200.	81	42784	No
13	GOM_NL__2PRFIN20100507_011005_000000492089_00146_42785_8244.N1	07-MAY-2010 01:10:05	Dark	48.500	45	Alp Pav	1.9400	26000.	97	42785	No
14	GOM_NL__2PRFIN20100507_011736_000000522089_00146_42785_8245.N1	07-MAY-2010 01:17:36	Straylight	52.000	141	Bet Ara	2.8400	4600.0	104	42785	No
15	GOM_NL__2PRFIN20100507_011947_000000482089_00146_42785_8246.N1	07-MAY-2010 01:19:47	Straylight	47.500	40	The Sco	1.8590	7100.0	95	42785	No
16	GOM_NL__2PRFIN20100507_012142_000000392089_00146_42785_8247.N1	07-MAY-2010 01:21:42	Straylight	39.000	115	34Ups Sco	2.6960	26000.	78	42785	No
17	GOM_NL__2PRFIN20100507_012424_000000572089_00146_42785_8248.N1	07-MAY-2010 01:24:24	Straylight	57.000	75	26Eps Sco	2.2910	4250.0	114	42785	No
18	GOM_NL__2PRFIN20100507_012823_000000252089_00146_42785_8249.N1	07-MAY-2010 01:28:23	Twilight	25.000	156	20Sig Sco	2.9030	28000.	50	42785	No
19	GOM_NL__2PRFIN20100507_012953_000000542089_00146_42785_8250.N1	07-MAY-2010 01:29:53	Twilight	53.500	80	7Del Sco	2.3160	30000.	107	42785	No
20	GOM_NL__2PRFIN20100507_013249_000000452089_00146_42785_8251.N1	07-MAY-2010 01:32:49	Bright	45.000	122	9Alp2Lib	2.7470	9700.0	90	42785	No
21	GOM_NL__2PRFIN20100507_013454_000000452089_00146_42785_8252.N1	07-MAY-2010 01:34:54	Bright	44.500	104	27Bet Lib	2.6140	13100.	89	42785	No
22	GOM_NL__2PRFIN20100507_014312_000000372089_00146_42785_8253.N1	07-MAY-2010 01:43:12	Bright	37.000	111	8Eta Boo	2.6800	6000.0	74	42785	No
23	GOM_NL__2PRFIN20100507_014627_000000452089_00146_42785_8254.N1	07-MAY-2010 01:46:27	Bright	44.500	83		2.3780	11000.	89	42785	No
24	GOM_NL__2PRFIN20100507_014932_000000392089_00146_42785_8255.N1	07-MAY-2010 01:49:32	Bright	38.500	180	27Gam Boo	3.0400	8000.0	77	42785	No
25	GOM_NL__2PRFIN20100507_015204_000000372089_00146_42785_8256.N1	07-MAY-2010 01:52:04	Bright	36.500	39	85Eta UMa	1.8540	24000.	73	42785	No
26	GOM_NL__2PRFIN20100507_015331_000000382089_00146_42785_8257.N1	07-MAY-2010 01:53:31	Bright	37.500	55	79Zet UMa	2.0600	10200.	75	42785	No
27	GOM_NL__2PRFIN20100507_015849_000000442089_00146_42785_8258.N1	07-MAY-2010 01:58:49	Bright	44.000	119	14Eta Dra	2.7270	4700.0	88	42785	No
28	GOM_NL__2PRFIN20100507_020930_000000432089_00146_42785_8259.N1	07-MAY-2010 02:09:30	Bright	42.500	89	5Alp Cep	2.4510	8000.0	85	42785	No
29	GOM_NL__2PRFIN20100507_021215_000000362089_00146_42785_8260.N1	07-MAY-2010 02:12:15	Bright	36.000	74	11Bet Cas	2.2680	6600.0	72	42785	No
30	GOM_NL__2PRFIN20100507_022201_000000572089_00146_42785_8261.N1	07-MAY-2010 02:22:01	Twilight	56.500	93	53Bet Peg	2.5200	3100.0	113	42785	No
31	GOM_NL__2PRFIN20100507_022612_000000512089_00146_42785_8262.N1	07-MAY-2010 02:26:12	Dark	50.500	90	54Alp Peg	2.4870	11000.	101	42785	No
32	GOM_NL__2PRFIN20100507_023917_000000492089_00146_42785_8263.N1	07-MAY-2010 02:39:17	Dark	48.500	18	24Alp PsA	1.1660	9700.0	97	42785	No
33	GOM_NL__2PRFIN20100507_024507_000000422089_00146_42785_8264.N1	07-MAY-2010 02:45:07	Dark	42.000	31	Alp Gru	1.7340	15200.	84	42785	No
34	GOM_NL__2PRFIN20100507_025042_000000412089_00147_42786_8253.N1	07-MAY-2010 02:50:42	Dark	40.500	45	Alp Pav	1.9400	26000.	81	42786	No
35	GOM_NL__2PRFIN20100507_025813_000000452089_00147_42786_8254.N1	07-MAY-2010 02:58:13	Straylight	44.500	141	Bet Ara	2.8400	4600.0	89	42786	No
36	GOM_NL__2PRFIN20100507_030024_000000572089_00147_42786_8255.N1	07-MAY-2010 03:00:24	Straylight	56.500	40	The Sco	1.8590	7100.0	113	42786	No
37	GOM_NL__2PRFIN20100507_030218_000000412089_00147_42786_8256.N1	07-MAY-2010 03:02:18	Straylight	41.000	115	34Ups Sco	2.6960	26000.	82	42786	No
38	GOM_NL__2PRFIN20100507_030501_000000562089_00147_42786_8257.N1	07-MAY-2010 03:05:01	Straylight	55.500	75	26Eps Sco	2.2910	4250.0	111	42786	No
39	GOM_NL__2PRFIN20100507_030859_000000302089_00147_42786_8258.N1	07-MAY-2010 03:08:59	Twilight	30.000	156	20Sig Sco	2.9030	28000.	60	42786	No
40	GOM_NL__2PRFIN20100507_031029_000000572089_00147_42786_8259.N1	07-MAY-2010 03:10:29	Twilight	56.500	80	7Del Sco	2.3160	30000.	113	42786	No
41	GOM_NL__2PRFIN20100507_031325_000000432089_00147_42786_8260.N1	07-MAY-2010 03:13:25	Bright	42.500	122	9Alp2Lib	2.7470	9700.0	85	42786	No
42	GOM_NL__2PRFIN20100507_031530_000000442089_00147_42786_8261.N1	07-MAY-2010 03:15:30	Bright	43.500	104	27Bet Lib	2.6140	13100.	87	42786	No

43	GOM_NL__2PRFIN20100507_032348_000000372089_00147_42786_8262.N1	07-MAY-2010 03:23:48	Bright	37.000	111	8Eta Boo	2.6800	6000.0	74	42786	No
44	GOM_NL__2PRFIN20100507_032703_000000452089_00147_42786_8263.N1	07-MAY-2010 03:27:03	Bright	45.000	83		2.3780	11000.	90	42786	No
45	GOM_NL__2PRFIN20100507_033008_000000582089_00147_42786_8264.N1	07-MAY-2010 03:30:08	Bright	58.000	180	27Gam Boo	3.0400	8000.0	116	42786	No
46	GOM_NL__2PRFIN20100507_033240_000000372089_00147_42786_8265.N1	07-MAY-2010 03:32:40	Bright	37.000	39	85Eta UMa	1.8540	24000.	74	42786	No
47	GOM_NL__2PRFIN20100507_033407_000000352089_00147_42786_8266.N1	07-MAY-2010 03:34:07	Bright	34.500	55	79Zet UMa	2.0600	10200.	69	42786	No
48	GOM_NL__2PRFIN20100507_033925_000000432089_00147_42786_8267.N1	07-MAY-2010 03:39:25	Bright	43.000	119	14Eta Dra	2.7270	4700.0	86	42786	No
49	GOM_NL__2PRFIN20100507_035006_000000452089_00147_42786_8268.N1	07-MAY-2010 03:50:06	Bright	44.500	89	5Alp Cep	2.4510	8000.0	89	42786	No
50	GOM_NL__2PRFIN20100507_035251_000000352089_00147_42786_8269.N1	07-MAY-2010 03:52:51	Bright	34.500	74	11Bet Cas	2.2680	6600.0	69	42786	No
51	GOM_NL__2PRFIN20100507_040237_000000512089_00147_42786_8270.N1	07-MAY-2010 04:02:37	Twi_and_stray	50.500	93	53Bet Peg	2.5200	3100.0	101	42786	No
52	GOM_NL__2PRFIN20100507_040648_000000462089_00147_42786_8271.N1	07-MAY-2010 04:06:48	Dark	45.500	90	54Alp Peg	2.4870	11000.	91	42786	No
53	GOM_NL__2PRFIN20100507_041954_000000472089_00147_42786_8272.N1	07-MAY-2010 04:19:54	Dark	46.500	18	24Alp PsA	1.1660	9700.0	93	42786	No
54	GOM_NL__2PRFIN20100507_042544_000000432089_00147_42786_8273.N1	07-MAY-2010 04:25:44	Dark	43.000	31	Alp Gru	1.7340	15200.	86	42786	No
55	GOM_NL__2PRFIN20100507_043118_000000412089_00148_42787_8261.N1	07-MAY-2010 04:31:18	Dark	41.000	45	Alp Pav	1.9400	26000.	82	42787	No
56	GOM_NL__2PRFIN20100507_043849_000000422089_00148_42787_8262.N1	07-MAY-2010 04:38:49	Straylight	41.500	141	Bet Ara	2.8400	4600.0	83	42787	No
57	GOM_NL__2PRFIN20100507_044100_000000572089_00148_42787_8263.N1	07-MAY-2010 04:41:00	Straylight	57.000	40	The Sco	1.8590	7100.0	114	42787	No
58	GOM_NL__2PRFIN20100507_044255_000000412089_00148_42787_8264.N1	07-MAY-2010 04:42:55	Straylight	41.000	115	34Ups Sco	2.6960	26000.	82	42787	No
59	GOM_NL__2PRFIN20100507_044537_000000572089_00148_42787_8265.N1	07-MAY-2010 04:45:37	Straylight	56.500	75	26Eps Sco	2.2910	4250.0	113	42787	No
60	GOM_NL__2PRFIN20100507_044936_000000302089_00148_42787_8266.N1	07-MAY-2010 04:49:36	Twi_and_stray	30.000	156	20Sig Sco	2.9030	28000.	60	42787	No
61	GOM_NL__2PRFIN20100507_045105_000000572089_00148_42787_8267.N1	07-MAY-2010 04:51:05	Twi_and_stray	57.000	80	7Del Sco	2.3160	30000.	114	42787	No
62	GOM_NL__2PRFIN20100507_045401_000000422089_00148_42787_8268.N1	07-MAY-2010 04:54:01	Bright	42.000	122	9Alp2Lib	2.7470	9700.0	84	42787	No
63	GOM_NL__2PRFIN20100507_045606_000000442089_00148_42787_8269.N1	07-MAY-2010 04:56:06	Bright	44.000	104	27Bet Lib	2.6140	13100.	88	42787	No
64	GOM_NL__2PRFIN20100507_050424_000000372089_00148_42787_8270.N1	07-MAY-2010 05:04:24	Bright	36.500	111	8Eta Boo	2.6800	6000.0	73	42787	No
65	GOM_NL__2PRFIN20100507_050739_000000452089_00148_42787_8271.N1	07-MAY-2010 05:07:39	Bright	44.500	83		2.3780	11000.	89	42787	No
66	GOM_NL__2PRFIN20100507_051043_000000412089_00148_42787_8272.N1	07-MAY-2010 05:10:43	Bright	40.500	180	27Gam Boo	3.0400	8000.0	81	42787	No
67	GOM_NL__2PRFIN20100507_051315_000000362089_00148_42787_8273.N1	07-MAY-2010 05:13:15	Bright	35.500	39	85Eta UMa	1.8540	24000.	71	42787	No
68	GOM_NL__2PRFIN20100507_051442_000000372089_00148_42787_8274.N1	07-MAY-2010 05:14:42	Bright	37.000	55	79Zet UMa	2.0600	10200.	74	42787	No
69	GOM_NL__2PRFIN20100507_052000_000000452089_00148_42787_8275.N1	07-MAY-2010 05:20:00	Bright	44.500	119	14Eta Dra	2.7270	4700.0	89	42787	No
70	GOM_NL__2PRFIN20100507_053041_000000442089_00148_42787_8276.N1	07-MAY-2010 05:30:41	Bright	43.500	89	5Alp Cep	2.4510	8000.0	87	42787	No
71	GOM_NL__2PRFIN20100507_053326_000000342089_00148_42787_8277.N1	07-MAY-2010 05:33:26	Bright	34.000	74	11Bet Cas	2.2680	6600.0	68	42787	No
72	GOM_NL__2PRFIN20100507_054313_000000522089_00148_42787_8278.N1	07-MAY-2010 05:43:13	Twi_and_stray	52.000	93	53Bet Peg	2.5200	3100.0	104	42787	No
73	GOM_NL__2PRFIN20100507_054725_000000472089_00148_42787_8279.N1	07-MAY-2010 05:47:25	Dark	47.000	90	54Alp Peg	2.4870	11000.	94	42787	No
74	GOM_NL__2PRFIN20100507_060030_000000472089_00148_42787_8280.N1	07-MAY-2010 06:00:30	Dark	46.500	18	24Alp PsA	1.1660	9700.0	93	42787	No
75	GOM_NL__2PRFIN20100507_060621_000000412089_00148_42787_8281.N1	07-MAY-2010 06:06:21	Dark	40.500	31	Alp Gru	1.7340	15200.	81	42787	No
76	GOM_NL__2PRFIN20100507_061155_000000412089_00149_42788_8269.N1	07-MAY-2010 06:11:55	Dark	41.000	45	Alp Pav	1.9400	26000.	82	42788	No
77	GOM_NL__2PRFIN20100507_061926_000000542089_00149_42788_8270.N1	07-MAY-2010 06:19:26	Straylight	54.000	141	Bet Ara	2.8400	4600.0	108	42788	No
78	GOM_NL__2PRFIN20100507_062137_000000622089_00149_42788_8271.N1	07-MAY-2010 06:21:37	Straylight	61.500	40	The Sco	1.8590	7100.0	123	42788	No
79	GOM_NL__2PRFIN20100507_062332_000000432089_00149_42788_8272.N1	07-MAY-2010 06:23:32	Straylight	43.000	115	34Ups Sco	2.6960	26000.	86	42788	No
80	GOM_NL__2PRFIN20100507_062614_000000592089_00149_42788_8273.N1	07-MAY-2010 06:26:14	Straylight	58.500	75	26Eps Sco	2.2910	4250.0	117	42788	No
81	GOM_NL__2PRFIN20100507_063012_000000342089_00149_42788_8274.N1	07-MAY-2010 06:30:12	Twi_and_stray	34.000	156	20Sig Sco	2.9030	28000.	68	42788	No
82	GOM_NL__2PRFIN20100507_063141_000000652089_00149_42788_8275.N1	07-MAY-2010 06:31:41	Bright	65.000	80	7Del Sco	2.3160	30000.	130	42788	No
83	GOM_NL__2PRFIN20100507_063437_000000462089_00149_42788_8276.N1	07-MAY-2010 06:34:37	Bright	45.500	122	9Alp2Lib	2.7470	9700.0	91	42788	No
84	GOM_NL__2PRFIN20100507_063642_000000452089_00149_42788_8277.N1	07-MAY-2010 06:36:42	Bright	44.500	104	27Bet Lib	2.6140	13100.	89	42788	No
85	GOM_NL__2PRFIN20100507_064500_000000372089_00149_42788_8278.N1	07-MAY-2010 06:45:00	Bright	36.500	111	8Eta Boo	2.6800	6000.0	73	42788	No
86	GOM_NL__2PRFIN20100507_064814_000000432089_00149_42788_8279.N1	07-MAY-2010 06:48:14	Bright	43.000	83		2.3780	11000.	86	42788	No
87	GOM_NL__2PRFIN20100507_065119_000000412089_00149_42788_8280.N1	07-MAY-2010 06:51:19	Bright	41.000	180	27Gam Boo	3.0400	8000.0	82	42788	No
88	GOM_NL__2PRFIN20100507_065351_000000382089_00149_42788_8281.N1	07-MAY-2010 06:53:51	Bright	38.000	39	85Eta UMa	1.8540	24000.	76	42788	No
89	GOM_NL__2PRFIN20100507_065519_000000382089_00149_42788_8282.N1	07-MAY-2010 06:55:19	Bright	37.500	55	79Zet UMa	2.0600	10200.	75	42788	No
90	GOM_NL__2PRFIN20100507_070035_000000442089_00149_42788_8283.N1	07-MAY-2010 07:00:35	Bright	44.000	119	14Eta Dra	2.7270	4700.0	88	42788	No
91	GOM_NL__2PRFIN20100507_071117_000000452089_00149_42788_8284.N1	07-MAY-2010 07:11:17	Bright	44.500	89	5Alp Cep	2.4510	8000.0	89	42788	No
92	GOM_NL__2PRFIN20100507_071403_000000352089_00149_42788_8285.N1	07-MAY-2010 07:14:03	Bright	34.500	74	11Bet Cas	2.2680	6600.0	69	42788	No
93	GOM_NL__2PRFIN20100507_072350_000000512089_00149_42788_8286.N1	07-MAY-2010 07:23:50	Twi_and_stray	51.000	93	53Bet Peg	2.5200	3100.0	102	42788	No
94	GOM_NL__2PRFIN20100507_072801_000000492089_00149_42788_8287.N1	07-MAY-2010 07:28:01	Dark	48.500	90	54Alp Peg	2.4870	11000.	97	42788	No
95	GOM_NL__2PRFIN20100507_074107_000000462089_00149_42788_8288.N1	07-MAY-2010 07:41:07	Dark	46.000	18	24Alp PsA	1.1660	9700.0	92	42788	No
96	GOM_NL__2PRFIN20100507_074657_000000442089_00149_42788_8289.N1	07-MAY-2010 07:46:57	Dark	43.500	31	Alp Gru	1.7340	15200.	87	42788	No
97	GOM_NL__2PRFIN20100507_075231_000000412089_00150_42789_8277.N1	07-MAY-2010 07:52:31	Dark	41.000	45	Alp Pav	1.9400	26000.	82	42789	No
98	GOM_NL__2PRFIN20100507_080002_000000452089_00150_42789_8278.N1	07-MAY-2010 08:00:02	Straylight	44.500	141	Bet Ara	2.8400	4600.0	89	42789	No
99	GOM_NL__2PRFIN20100507_080214_000000522089_00150_42789_8279.N1	07-MAY-2010 08:02:14	Straylight	51.500	40	The Sco	1.8590	7100.0	103	42789	No
100	GOM_NL__2PRFIN20100507_080409_000000432089_00150_42789_8280.N1	07-MAY-2010 08:04:09	Straylight	43.000	115	34Ups Sco	2.6960	26000.	86	42789	No
101	GOM_NL__2PRFIN20100507_080651_000000592089_00150_42789_8281.N1	07-MAY-2010 08:06:51	Straylight	58.500	75	26Eps Sco	2.2910	4250.0	117	42789	No

102	GOM_NL__2PRFIN20100507_081048_000000342089_00150_42789_8282.N1	07-MAY-2010 08:10:48	Twilight	34.000	156	20Sig Sco	2.9030	28000.	68	42789	No
103	GOM_NL__2PRFIN20100507_081218_000000582089_00150_42789_8283.N1	07-MAY-2010 08:12:18	Twilight	58.000	80	7Del Sco	2.3160	30000.	116	42789	No
104	GOM_NL__2PRFIN20100507_081513_000000412089_00150_42789_8284.N1	07-MAY-2010 08:15:13	Bright	41.000	122	9Alp2Lib	2.7470	9700.0	82	42789	No
105	GOM_NL__2PRFIN20100507_081718_000000452089_00150_42789_8285.N1	07-MAY-2010 08:17:18	Bright	45.000	104	27Bet Lib	2.6140	13100.	90	42789	No
106	GOM_NL__2PRFIN20100507_082536_000000392089_00150_42789_8286.N1	07-MAY-2010 08:25:36	Bright	38.500	111	8Eta Boo	2.6800	6000.0	77	42789	No
107	GOM_NL__2PRFIN20100507_082850_000000402089_00150_42789_8287.N1	07-MAY-2010 08:28:50	Bright	40.000	83		2.3780	11000.	80	42789	No
108	GOM_NL__2PRFIN20100507_083154_000000402089_00150_42789_8288.N1	07-MAY-2010 08:31:54	Bright	39.500	180	27Gam Boo	3.0400	8000.0	79	42789	No
109	GOM_NL__2PRFIN20100507_083427_000000382089_00150_42789_8289.N1	07-MAY-2010 08:34:27	Bright	37.500	39	85Eta UMa	1.8540	24000.	75	42789	No
110	GOM_NL__2PRFIN20100507_083554_000000372089_00150_42789_8290.N1	07-MAY-2010 08:35:54	Bright	36.500	55	79Zet UMa	2.0600	10200.	73	42789	No
111	GOM_NL__2PRFIN20100507_084111_000000432089_00150_42789_8291.N1	07-MAY-2010 08:41:11	Bright	42.500	119	14Eta Dra	2.7270	4700.0	85	42789	No
112	GOM_NL__2PRFIN20100507_085152_000000452089_00150_42789_8292.N1	07-MAY-2010 08:51:52	Bright	45.000	89	5Alp Cep	2.4510	8000.0	90	42789	No
113	GOM_NL__2PRFIN20100507_085438_000000342089_00150_42789_8293.N1	07-MAY-2010 08:54:38	Bright	34.000	74	11Bet Cas	2.2680	6600.0	68	42789	No
114	GOM_NL__2PRFIN20100507_090426_000000532089_00150_42789_8294.N1	07-MAY-2010 09:04:26	Twilight	52.500	93	53Bet Peg	2.5200	3100.0	105	42789	No
115	GOM_NL__2PRFIN20100507_090838_000000482089_00150_42789_8295.N1	07-MAY-2010 09:08:38	Dark	47.500	90	54Alp Peg	2.4870	11000.	95	42789	No
116	GOM_NL__2PRFIN20100507_092144_000000452089_00150_42789_8296.N1	07-MAY-2010 09:21:44	Dark	44.500	18	24Alp PsA	1.1660	9700.0	89	42789	No
117	GOM_NL__2PRFIN20100507_092734_000000442089_00150_42789_8297.N1	07-MAY-2010 09:27:34	Dark	43.500	31	Alp Gru	1.7340	15200.	87	42789	No
118	GOM_NL__2PRFIN20100507_093308_000000412089_00151_42790_8285.N1	07-MAY-2010 09:33:08	Dark	40.500	45	Alp Pav	1.9400	26000.	81	42790	No
119	GOM_NL__2PRFIN20100507_094039_000000512089_00151_42790_8286.N1	07-MAY-2010 09:40:39	Straylight	50.500	141	Bet Ara	2.8400	4600.0	101	42790	No
120	GOM_NL__2PRFIN20100507_094250_000000562089_00151_42790_8287.N1	07-MAY-2010 09:42:50	Straylight	55.500	40	The Sco	1.8590	7100.0	111	42790	No
121	GOM_NL__2PRFIN20100507_094440_000000252089_00151_42790_8288.N1	07-MAY-2010 09:44:40	Straylight	25.000	25	35Lam Sco	1.6200	28000.	50	42790	No
122	GOM_NL__2PRFIN20100507_094727_000000572089_00151_42790_8289.N1	07-MAY-2010 09:47:27	Straylight	57.000	75	26Eps Sco	2.2910	4250.0	114	42790	No
123	GOM_NL__2PRFIN20100507_095125_000000392089_00151_42790_8290.N1	07-MAY-2010 09:51:25	Twilight	39.000	156	20Sig Sco	2.9030	28000.	78	42790	No
124	GOM_NL__2PRFIN20100507_095254_000000572089_00151_42790_8291.N1	07-MAY-2010 09:52:54	Twilight	56.500	80	7Del Sco	2.3160	30000.	113	42790	No
125	GOM_NL__2PRFIN20100507_095549_000000402089_00151_42790_8292.N1	07-MAY-2010 09:55:49	Bright	40.000	122	9Alp2Lib	2.7470	9700.0	80	42790	No
126	GOM_NL__2PRFIN20100507_095754_000000442089_00151_42790_8293.N1	07-MAY-2010 09:57:54	Bright	44.000	104	27Bet Lib	2.6140	13100.	88	42790	No
127	GOM_NL__2PRFIN20100507_100612_000000402089_00151_42790_8294.N1	07-MAY-2010 10:06:12	Bright	39.500	111	8Eta Boo	2.6800	6000.0	79	42790	No
128	GOM_NL__2PRFIN20100507_100925_000000432089_00151_42790_8295.N1	07-MAY-2010 10:09:25	Bright	42.500	83		2.3780	11000.	85	42790	No
129	GOM_NL__2PRFIN20100507_101230_000000402089_00151_42790_8296.N1	07-MAY-2010 10:12:30	Bright	39.500	180	27Gam Boo	3.0400	8000.0	79	42790	No
130	GOM_NL__2PRFIN20100507_101503_000000382089_00151_42790_8297.N1	07-MAY-2010 10:15:03	Bright	38.000	39	85Eta UMa	1.8540	24000.	76	42790	No
131	GOM_NL__2PRFIN20100507_102146_000000442089_00151_42790_8298.N1	07-MAY-2010 10:21:46	Bright	43.500	119	14Eta Dra	2.7270	4700.0	87	42790	No
132	GOM_NL__2PRFIN20100507_103228_000000562089_00151_42790_8299.N1	07-MAY-2010 10:32:28	Bright	55.500	89	5Alp Cep	2.4510	8000.0	111	42790	No
133	GOM_NL__2PRFIN20100507_103514_000000372089_00151_42790_8300.N1	07-MAY-2010 10:35:14	Bright	36.500	74	11Bet Cas	2.2680	6600.0	73	42790	No
134	GOM_NL__2PRFIN20100507_104502_000000572089_00151_42790_8301.N1	07-MAY-2010 10:45:02	Twilight	56.500	93	53Bet Peg	2.5200	3100.0	113	42790	No
135	GOM_NL__2PRFIN20100507_104914_000000492089_00151_42790_8302.N1	07-MAY-2010 10:49:14	Dark	49.000	90	54Alp Peg	2.4870	11000.	98	42790	No
136	GOM_NL__2PRFIN20100507_110220_000000472089_00151_42790_8303.N1	07-MAY-2010 11:02:20	Dark	46.500	18	24Alp PsA	1.1660	9700.0	93	42790	No
137	GOM_NL__2PRFIN20100507_110810_000000432089_00151_42790_8304.N1	07-MAY-2010 11:08:10	Dark	43.000	31	Alp Gru	1.7340	15200.	86	42790	No
138	GOM_NL__2PRFIN20100507_111345_000000412089_00152_42791_8293.N1	07-MAY-2010 11:13:45	Dark	40.500	45	Alp Pav	1.9400	26000.	81	42791	No
139	GOM_NL__2PRFIN20100507_112115_000000422089_00152_42791_8294.N1	07-MAY-2010 11:21:15	Straylight	41.500	141	Bet Ara	2.8400	4600.0	83	42791	No
140	GOM_NL__2PRFIN20100507_112327_000000522089_00152_42791_8295.N1	07-MAY-2010 11:23:27	Straylight	52.000	40	The Sco	1.8590	7100.0	104	42791	No
141	GOM_NL__2PRFIN20100507_112517_000000252089_00152_42791_8296.N1	07-MAY-2010 11:25:17	Straylight	25.000	25	35Lam Sco	1.6200	28000.	50	42791	No
142	GOM_NL__2PRFIN20100507_112804_000000552089_00152_42791_8297.N1	07-MAY-2010 11:28:04	Straylight	54.500	75	26Eps Sco	2.2910	4250.0	109	42791	No
143	GOM_NL__2PRFIN20100507_113201_000000392089_00152_42791_8298.N1	07-MAY-2010 11:32:01	Twilight	39.000	156	20Sig Sco	2.9030	28000.	78	42791	No
144	GOM_NL__2PRFIN20100507_113330_000000542089_00152_42791_8299.N1	07-MAY-2010 11:33:30	Twilight	54.000	80	7Del Sco	2.3160	30000.	108	42791	No
145	GOM_NL__2PRFIN20100507_113625_000000392089_00152_42791_8300.N1	07-MAY-2010 11:36:25	Bright	39.000	122	9Alp2Lib	2.7470	9700.0	78	42791	No
146	GOM_NL__2PRFIN20100507_113830_000000452089_00152_42791_8301.N1	07-MAY-2010 11:38:30	Bright	44.500	104	27Bet Lib	2.6140	13100.	89	42791	No
147	GOM_NL__2PRFIN20100507_114647_000000372089_00152_42791_8302.N1	07-MAY-2010 11:46:47	Bright	37.000	111	8Eta Boo	2.6800	6000.0	74	42791	No
148	GOM_NL__2PRFIN20100507_115001_000000402089_00152_42791_8303.N1	07-MAY-2010 11:50:01	Bright	40.000	83		2.3780	11000.	80	42791	No
149	GOM_NL__2PRFIN20100507_115306_000000402089_00152_42791_8304.N1	07-MAY-2010 11:53:06	Bright	40.000	180	27Gam Boo	3.0400	8000.0	80	42791	No
150	GOM_NL__2PRFIN20100507_115539_000000392089_00152_42791_8305.N1	07-MAY-2010 11:55:39	Bright	39.000	39	85Eta UMa	1.8540	24000.	78	42791	No
151	GOM_NL__2PRFIN20100507_120221_000000452089_00152_42791_8306.N1	07-MAY-2010 12:02:21	Bright	45.000	119	14Eta Dra	2.7270	4700.0	90	42791	No
152	GOM_NL__2PRFIN20100507_121303_000000512089_00152_42791_8307.N1	07-MAY-2010 12:13:03	Bright	51.000	89	5Alp Cep	2.4510	8000.0	102	42791	No
153	GOM_NL__2PRFIN20100507_121550_000000372089_00152_42791_8308.N1	07-MAY-2010 12:15:50	Bright	37.000	74	11Bet Cas	2.2680	6600.0	74	42791	No
154	GOM_NL__2PRFIN20100507_122538_000000572089_00152_42791_8309.N1	07-MAY-2010 12:25:38	Twilight	57.000	93	53Bet Peg	2.5200	3100.0	114	42791	No
155	GOM_NL__2PRFIN20100507_122950_000000492089_00152_42791_8310.N1	07-MAY-2010 12:29:50	Dark	49.000	90	54Alp Peg	2.4870	11000.	98	42791	No
156	GOM_NL__2PRFIN20100507_124256_000000522089_00152_42791_8311.N1	07-MAY-2010 12:42:56	Dark	52.000	18	24Alp PsA	1.1660	9700.0	104	42791	No
157	GOM_NL__2PRFIN20100507_124847_000000462089_00152_42791_8312.N1	07-MAY-2010 12:48:47	Dark	45.500	31	Alp Gru	1.7340	15200.	91	42791	No
158	GOM_NL__2PRFIN20100507_125422_000000412089_00153_42792_8301.N1	07-MAY-2010 12:54:22	Dark	40.500	45	Alp Pav	1.9400	26000.	81	42792	No
159	GOM_NL__2PRFIN20100507_130151_000000462089_00153_42792_8302.N1	07-MAY-2010 13:01:51	Straylight	45.500	141	Bet Ara	2.8400	4600.0	91	42792	No
160	GOM_NL__2PRFIN20100507_130404_000000502089_00153_42792_8303.N1	07-MAY-2010 13:04:04	Straylight	50.000	40	The Sco	1.8590	7100.0	100	42792	No

161	GOM_NL__2PRFIN20100507_130554_000000272089_00153_42792_8304.N1	07-MAY-2010 13:05:54	Straylight	27.000	25	35Lam Sco	1.6200	28000.	54	42792	No
162	GOM_NL__2PRFIN20100507_130840_000000572089_00153_42792_8305.N1	07-MAY-2010 13:08:40	Straylight	57.000	75	26Eps Sco	2.2910	4250.0	114	42792	No
163	GOM_NL__2PRFIN20100507_131237_000000442089_00153_42792_8306.N1	07-MAY-2010 13:12:37	Tw_i_and_stray	44.000	156	20Sig Sco	2.9030	28000.	88	42792	No
164	GOM_NL__2PRFIN20100507_131406_000000582089_00153_42792_8307.N1	07-MAY-2010 13:14:06	Bright	57.500	80	7Del Sco	2.3160	30000.	115	42792	No
165	GOM_NL__2PRFIN20100507_131701_000000412089_00153_42792_8308.N1	07-MAY-2010 13:17:01	Bright	40.500	122	9Alp2Lib	2.7470	9700.0	81	42792	No
166	GOM_NL__2PRFIN20100507_131905_000000452089_00153_42792_8309.N1	07-MAY-2010 13:19:05	Bright	45.000	104	27Bet Lib	2.6140	13100.	90	42792	No
167	GOM_NL__2PRFIN20100507_132723_000000362089_00153_42792_8310.N1	07-MAY-2010 13:27:23	Bright	35.500	111	8Eta Boo	2.6800	6000.0	71	42792	No
168	GOM_NL__2PRFIN20100507_133036_000000402089_00153_42792_8311.N1	07-MAY-2010 13:30:36	Bright	40.000	83		2.3780	11000.	80	42792	No
169	GOM_NL__2PRFIN20100507_133341_000000402089_00153_42792_8312.N1	07-MAY-2010 13:33:41	Bright	39.500	180	27Gam Boo	3.0400	8000.0	79	42792	No
170	GOM_NL__2PRFIN20100507_133614_000000382089_00153_42792_8313.N1	07-MAY-2010 13:36:14	Bright	37.500	39	85Eta UMa	1.8540	24000.	75	42792	No
171	GOM_NL__2PRFIN20100507_134256_000000442089_00153_42792_8314.N1	07-MAY-2010 13:42:56	Bright	43.500	119	14Eta Dra	2.7270	4700.0	87	42792	No
172	GOM_NL__2PRFIN20100507_135339_000000432089_00153_42792_8315.N1	07-MAY-2010 13:53:39	Bright	43.000	89	5Alp Cep	2.4510	8000.0	86	42792	No
173	GOM_NL__2PRFIN20100507_135626_000000342089_00153_42792_8316.N1	07-MAY-2010 13:56:26	Bright	33.500	74	11Bet Cas	2.2680	6600.0	67	42792	No
174	GOM_NL__2PRFIN20100507_140614_000000552089_00153_42792_8317.N1	07-MAY-2010 14:06:14	Tw_i_and_stray	54.500	93	53Bet Peg	2.5200	3100.0	109	42792	No
175	GOM_NL__2PRFIN20100507_141027_000000482089_00153_42792_8318.N1	07-MAY-2010 14:10:27	Dark	47.500	90	54Alp Peg	2.4870	11000.	95	42792	No
176	GOM_NL__2PRFIN20100507_142333_000000502089_00153_42792_8319.N1	07-MAY-2010 14:23:33	Dark	50.000	18	24Alp PsA	1.1660	9700.0	100	42792	No
177	GOM_NL__2PRFIN20100507_142923_000000492089_00153_42792_8320.N1	07-MAY-2010 14:29:23	Dark	48.500	31	Alp Gru	1.7340	15200.	97	42792	No
178	GOM_NL__2PRFIN20100507_143458_000000432089_00154_42793_8309.N1	07-MAY-2010 14:34:58	Dark	42.500	45	Alp Pav	1.9400	26000.	85	42793	No
179	GOM_NL__2PRFIN20100507_144228_000000442089_00154_42793_8310.N1	07-MAY-2010 14:42:28	Straylight	43.500	141	Bet Ara	2.8400	4600.0	87	42793	No
180	GOM_NL__2PRFIN20100507_144441_000000492089_00154_42793_8311.N1	07-MAY-2010 14:44:41	Straylight	49.000	40	The Sco	1.8590	7100.0	98	42793	No
181	GOM_NL__2PRFIN20100507_144630_000000272089_00154_42793_8312.N1	07-MAY-2010 14:46:30	Straylight	27.000	25	35Lam Sco	1.6200	28000.	54	42793	No
182	GOM_NL__2PRFIN20100507_144916_000000582089_00154_42793_8313.N1	07-MAY-2010 14:49:16	Straylight	58.000	75	26Eps Sco	2.2910	4250.0	116	42793	No
183	GOM_NL__2PRFIN20100507_145313_000000442089_00154_42793_8314.N1	07-MAY-2010 14:53:13	Tw_i_and_stray	44.000	156	20Sig Sco	2.9030	28000.	88	42793	No
184	GOM_NL__2PRFIN20100507_145442_000000582089_00154_42793_8315.N1	07-MAY-2010 14:54:42	Bright	57.500	80	7Del Sco	2.3160	30000.	115	42793	No
185	GOM_NL__2PRFIN20100507_145737_000000402089_00154_42793_8316.N1	07-MAY-2010 14:57:37	Bright	40.000	122	9Alp2Lib	2.7470	9700.0	80	42793	No
186	GOM_NL__2PRFIN20100507_150759_000000362089_00154_42793_8317.N1	07-MAY-2010 15:07:59	Bright	36.000	111	8Eta Boo	2.6800	6000.0	72	42793	No
187	GOM_NL__2PRFIN20100507_151112_000000412089_00154_42793_8318.N1	07-MAY-2010 15:11:12	Bright	41.000	83		2.3780	11000.	82	42793	No
188	GOM_NL__2PRFIN20100507_151417_000000402089_00154_42793_8319.N1	07-MAY-2010 15:14:17	Bright	40.000	180	27Gam Boo	3.0400	8000.0	80	42793	No
189	GOM_NL__2PRFIN20100507_151650_000000382089_00154_42793_8320.N1	07-MAY-2010 15:16:50	Bright	37.500	39	85Eta UMa	1.8540	24000.	75	42793	No
190	GOM_NL__2PRFIN20100507_152332_000000432089_00154_42793_8321.N1	07-MAY-2010 15:23:32	Bright	42.500	119	14Eta Dra	2.7270	4700.0	85	42793	No
191	GOM_NL__2PRFIN20100507_153415_000000452089_00154_42793_8322.N1	07-MAY-2010 15:34:15	Bright	44.500	89	5Alp Cep	2.4510	8000.0	89	42793	No
192	GOM_NL__2PRFIN20100507_153702_000000432089_00154_42793_8323.N1	07-MAY-2010 15:37:02	Bright	42.500	74	11Bet Cas	2.2680	6600.0	85	42793	No
193	GOM_NL__2PRFIN20100507_154650_000000512089_00154_42793_8324.N1	07-MAY-2010 15:46:50	Tw_i_and_stray	51.000	93	53Bet Peg	2.5200	3100.0	102	42793	No
194	GOM_NL__2PRFIN20100507_155103_000000492089_00154_42793_8325.N1	07-MAY-2010 15:51:03	Dark	48.500	90	54Alp Peg	2.4870	11000.	97	42793	No
195	GOM_NL__2PRFIN20100507_160410_000000452089_00154_42793_8326.N1	07-MAY-2010 16:04:10	Dark	45.000	18	24Alp PsA	1.1660	9700.0	90	42793	No
196	GOM_NL__2PRFIN20100507_161000_000000502089_00154_42793_8327.N1	07-MAY-2010 16:10:00	Dark	49.500	31	Alp Gru	1.7340	15200.	99	42793	No
197	GOM_NL__2PRFIN20100507_161535_000000422089_00155_42794_8337.N1	07-MAY-2010 16:15:35	Dark	42.000	45	Alp Pav	1.9400	26000.	84	42794	No
198	GOM_NL__2PRFIN20100507_162305_000000512089_00155_42794_8338.N1	07-MAY-2010 16:23:05	Straylight	50.500	141	Bet Ara	2.8400	4600.0	101	42794	No
199	GOM_NL__2PRFIN20100507_162517_000000542089_00155_42794_8339.N1	07-MAY-2010 16:25:17	Straylight	54.000	40	The Sco	1.8590	7100.0	108	42794	No
200	GOM_NL__2PRFIN20100507_162708_000000292089_00155_42794_8340.N1	07-MAY-2010 16:27:08	Straylight	29.000	25	35Lam Sco	1.6200	28000.	58	42794	No
201	GOM_NL__2PRFIN20100507_162953_000000552089_00155_42794_8341.N1	07-MAY-2010 16:29:53	Straylight	54.500	75	26Eps Sco	2.2910	4250.0	109	42794	No
202	GOM_NL__2PRFIN20100507_163350_000000492089_00155_42794_8342.N1	07-MAY-2010 16:33:50	Tw_i_and_stray	49.000	156	20Sig Sco	2.9030	28000.	98	42794	No
203	GOM_NL__2PRFIN20100507_163518_000000562089_00155_42794_8343.N1	07-MAY-2010 16:35:18	Bright	55.500	80	7Del Sco	2.3160	30000.	111	42794	No
204	GOM_NL__2PRFIN20100507_163813_000000412089_00155_42794_8344.N1	07-MAY-2010 16:38:13	Bright	41.000	122	9Alp2Lib	2.7470	9700.0	82	42794	No
205	GOM_NL__2PRFIN20100507_164017_000000452089_00155_42794_8345.N1	07-MAY-2010 16:40:17	Bright	45.000	104	27Bet Lib	2.6140	13100.	90	42794	No
206	GOM_NL__2PRFIN20100507_164835_000000382089_00155_42794_8346.N1	07-MAY-2010 16:48:35	Bright	37.500	111	8Eta Boo	2.6800	6000.0	75	42794	No
207	GOM_NL__2PRFIN20100507_165148_000000432089_00155_42794_8347.N1	07-MAY-2010 16:51:48	Bright	43.000	83		2.3780	11000.	86	42794	No
208	GOM_NL__2PRFIN20100507_165452_000000382089_00155_42794_8348.N1	07-MAY-2010 16:54:52	Bright	38.000	180	27Gam Boo	3.0400	8000.0	76	42794	No
209	GOM_NL__2PRFIN20100507_165726_000000392089_00155_42794_8349.N1	07-MAY-2010 16:57:26	Bright	38.500	39	85Eta UMa	1.8540	24000.	77	42794	No
210	GOM_NL__2PRFIN20100507_170407_000000442089_00155_42794_8350.N1	07-MAY-2010 17:04:07	Bright	44.000	119	14Eta Dra	2.7270	4700.0	88	42794	No
211	GOM_NL__2PRFIN20100507_171450_000000452089_00155_42794_8351.N1	07-MAY-2010 17:14:50	Bright	45.000	89	5Alp Cep	2.4510	8000.0	90	42794	No
212	GOM_NL__2PRFIN20100507_171738_000000442089_00155_42794_8352.N1	07-MAY-2010 17:17:38	Bright	44.000	74	11Bet Cas	2.2680	6600.0	88	42794	No
213	GOM_NL__2PRFIN20100507_172726_000000562089_00155_42794_8353.N1	07-MAY-2010 17:27:26	Tw_i_and_stray	55.500	93	53Bet Peg	2.5200	3100.0	111	42794	No
214	GOM_NL__2PRFIN20100507_173139_000000472089_00155_42794_8354.N1	07-MAY-2010 17:31:39	Dark	46.500	90	54Alp Peg	2.4870	11000.	93	42794	No
215	GOM_NL__2PRFIN20100507_174446_000000472089_00155_42794_8355.N1	07-MAY-2010 17:44:46	Dark	46.500	18	24Alp PsA	1.1660	9700.0	93	42794	No
216	GOM_NL__2PRFIN20100507_175037_000000472089_00155_42794_8356.N1	07-MAY-2010 17:50:37	Dark	46.500	31	Alp Gru	1.7340	15200.	93	42794	No
217	GOM_NL__2PRFIN20100507_175611_000000432089_00156_42795_8345.N1	07-MAY-2010 17:56:11	Dark	42.500	45	Alp Pav	1.9400	26000.	85	42795	No
218	GOM_NL__2PRFIN20100507_180341_000000422089_00156_42795_8346.N1	07-MAY-2010 18:03:41	Straylight	42.000	141	Bet Ara	2.8400	4600.0	84	42795	No
219	GOM_NL__2PRFIN20100507_180554_000000552089_00156_42795_8347.N1	07-MAY-2010 18:05:54	Straylight	55.000	40	The Sco	1.8590	7100.0	110	42795	No

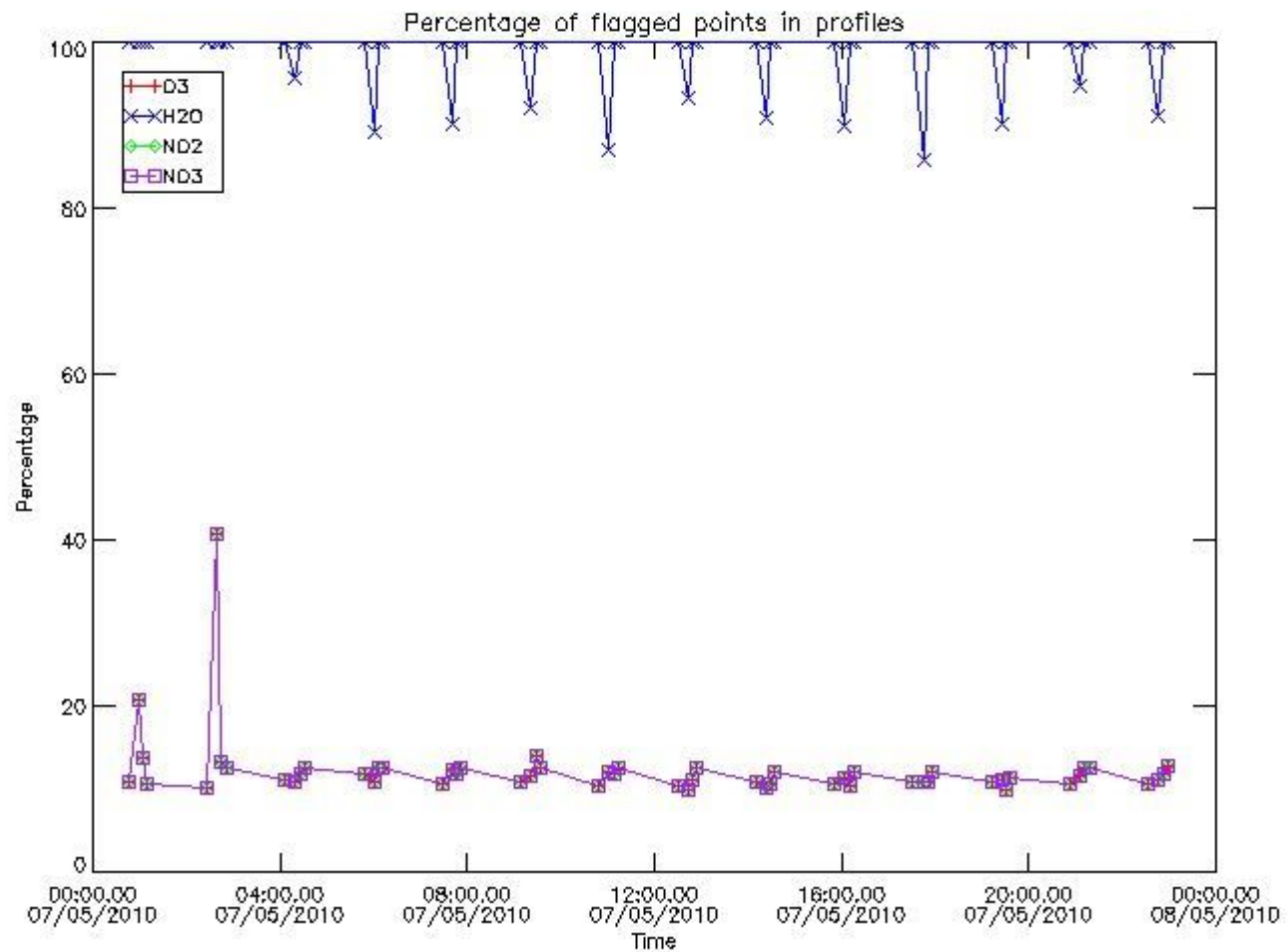
220	GOM_NL__2PRFIN20100507_180744_000000292089_00156_42795_8348.N1	07-MAY-2010 18:07:44	Straylight	29.000	25	35Lam Sco	1.6200	28000.	58	42795	No
221	GOM_NL__2PRFIN20100507_181030_000000582089_00156_42795_8349.N1	07-MAY-2010 18:10:30	Straylight	57.500	75	26Eps Sco	2.2910	4250.0	115	42795	No
222	GOM_NL__2PRFIN20100507_181426_000000492089_00156_42795_8350.N1	07-MAY-2010 18:14:26	Tw_i_and_stray	49.000	156	20Sig Sco	2.9030	28000.	98	42795	No
223	GOM_NL__2PRFIN20100507_181555_000000552089_00156_42795_8351.N1	07-MAY-2010 18:15:55	Bright	55.000	80	7Del Sco	2.3160	30000.	110	42795	No
224	GOM_NL__2PRFIN20100507_181849_000000412089_00156_42795_8352.N1	07-MAY-2010 18:18:49	Bright	40.500	122	9Alp2Lib	2.7470	9700.0	81	42795	No
225	GOM_NL__2PRFIN20100507_182053_000000452089_00156_42795_8353.N1	07-MAY-2010 18:20:53	Bright	44.500	104	27Bet Lib	2.6140	13100.	89	42795	No
226	GOM_NL__2PRFIN20100507_182911_000000372089_00156_42795_8354.N1	07-MAY-2010 18:29:11	Bright	36.500	111	8Eta Boo	2.6800	6000.0	73	42795	No
227	GOM_NL__2PRFIN20100507_183223_000000432089_00156_42795_8355.N1	07-MAY-2010 18:32:23	Bright	43.000	83		2.3780	11000.	86	42795	No
228	GOM_NL__2PRFIN20100507_183528_000000402089_00156_42795_8356.N1	07-MAY-2010 18:35:28	Bright	39.500	180	27Gam Boo	3.0400	8000.0	79	42795	No
229	GOM_NL__2PRFIN20100507_183802_000000382089_00156_42795_8357.N1	07-MAY-2010 18:38:02	Bright	37.500	39	85Eta UMa	1.8540	24000.	75	42795	No
230	GOM_NL__2PRFIN20100507_184443_000000572089_00156_42795_8358.N1	07-MAY-2010 18:44:43	Bright	57.000	119	14Eta Dra	2.7270	4700.0	114	42795	No
231	GOM_NL__2PRFIN20100507_185526_000000522089_00156_42795_8359.N1	07-MAY-2010 18:55:26	Bright	51.500	89	5Alp Cep	2.4510	8000.0	103	42795	No
232	GOM_NL__2PRFIN20100507_185814_000000342089_00156_42795_8360.N1	07-MAY-2010 18:58:14	Bright	33.500	74	11Bet Cas	2.2680	6600.0	67	42795	No
233	GOM_NL__2PRFIN20100507_190802_000000512089_00156_42795_8361.N1	07-MAY-2010 19:08:02	Tw_i_and_stray	50.500	93	53Bet Peg	2.5200	3100.0	101	42795	No
234	GOM_NL__2PRFIN20100507_191215_000000482089_00156_42795_8362.N1	07-MAY-2010 19:12:15	Dark	47.500	90	54Alp Peg	2.4870	11000.	95	42795	No
235	GOM_NL__2PRFIN20100507_192523_000000462089_00156_42795_8363.N1	07-MAY-2010 19:25:23	Dark	46.000	18	24Alp PsA	1.1660	9700.0	92	42795	No
236	GOM_NL__2PRFIN20100507_193113_000000512089_00156_42795_8364.N1	07-MAY-2010 19:31:13	Dark	51.000	31	Alp Gru	1.7340	15200.	102	42795	No
237	GOM_NL__2PRFIN20100507_193648_000000452089_00157_42796_8353.N1	07-MAY-2010 19:36:48	Dark	45.000	45	Alp Pav	1.9400	26000.	90	42796	No
238	GOM_NL__2PRFIN20100507_194418_000000512089_00157_42796_8354.N1	07-MAY-2010 19:44:18	Straylight	51.000	141	Bet Ara	2.8400	4600.0	102	42796	No
239	GOM_NL__2PRFIN20100507_194631_000000542089_00157_42796_8355.N1	07-MAY-2010 19:46:31	Straylight	53.500	40	The Sco	1.8590	7100.0	107	42796	No
240	GOM_NL__2PRFIN20100507_194821_000000322089_00157_42796_8356.N1	07-MAY-2010 19:48:21	Straylight	32.000	25	35Lam Sco	1.6200	28000.	64	42796	No
241	GOM_NL__2PRFIN20100507_195106_000000552089_00157_42796_8357.N1	07-MAY-2010 19:51:06	Straylight	54.500	75	26Eps Sco	2.2910	4250.0	109	42796	No
242	GOM_NL__2PRFIN20100507_195503_000000532089_00157_42796_8358.N1	07-MAY-2010 19:55:03	Tw_i_and_stray	53.000	156	20Sig Sco	2.9030	28000.	106	42796	No
243	GOM_NL__2PRFIN20100507_195631_000000572089_00157_42796_8359.N1	07-MAY-2010 19:56:31	Bright	57.000	80	7Del Sco	2.3160	30000.	114	42796	No
244	GOM_NL__2PRFIN20100507_195925_000000412089_00157_42796_8360.N1	07-MAY-2010 19:59:25	Bright	41.000	122	9Alp2Lib	2.7470	9700.0	82	42796	No
245	GOM_NL__2PRFIN20100507_200129_000000462089_00157_42796_8361.N1	07-MAY-2010 20:01:29	Bright	45.500	104	27Bet Lib	2.6140	13100.	91	42796	No
246	GOM_NL__2PRFIN20100507_200947_000000362089_00157_42796_8362.N1	07-MAY-2010 20:09:47	Bright	36.000	111	8Eta Boo	2.6800	6000.0	72	42796	No
247	GOM_NL__2PRFIN20100507_201259_000000452089_00157_42796_8363.N1	07-MAY-2010 20:12:59	Bright	44.500	83		2.3780	11000.	89	42796	No
248	GOM_NL__2PRFIN20100507_201604_000000422089_00157_42796_8364.N1	07-MAY-2010 20:16:04	Bright	41.500	180	27Gam Boo	3.0400	8000.0	83	42796	No
249	GOM_NL__2PRFIN20100507_201837_000000392089_00157_42796_8365.N1	07-MAY-2010 20:18:37	Bright	38.500	39	85Eta UMa	1.8540	24000.	77	42796	No
250	GOM_NL__2PRFIN20100507_202518_000000592089_00157_42796_8366.N1	07-MAY-2010 20:25:18	Bright	59.000	119	14Eta Dra	2.7270	4700.0	118	42796	No
251	GOM_NL__2PRFIN20100507_203601_000000632089_00157_42796_8367.N1	07-MAY-2010 20:36:01	Bright	63.000	89	5Alp Cep	2.4510	8000.0	126	42796	No
252	GOM_NL__2PRFIN20100507_203850_000000382089_00157_42796_8368.N1	07-MAY-2010 20:38:50	Bright	37.500	74	11Bet Cas	2.2680	6600.0	75	42796	No
253	GOM_NL__2PRFIN20100507_204839_000000532089_00157_42796_8369.N1	07-MAY-2010 20:48:39	Tw_i_and_stray	52.500	93	53Bet Peg	2.5200	3100.0	105	42796	No
254	GOM_NL__2PRFIN20100507_205252_000000492089_00157_42796_8370.N1	07-MAY-2010 20:52:52	Dark	48.500	90	54Alp Peg	2.4870	11000.	97	42796	No
255	GOM_NL__2PRFIN20100507_210559_000000482089_00157_42796_8371.N1	07-MAY-2010 21:05:59	Dark	48.000	18	24Alp PsA	1.1660	9700.0	96	42796	No
256	GOM_NL__2PRFIN20100507_211150_000000412089_00157_42796_8372.N1	07-MAY-2010 21:11:50	Dark	41.000	31	Alp Gru	1.7340	15200.	82	42796	No
257	GOM_NL__2PRFIN20100507_211725_000000412089_00158_42797_8361.N1	07-MAY-2010 21:17:25	Dark	41.000	45	Alp Pav	1.9400	26000.	82	42797	No
258	GOM_NL__2PRFIN20100507_212454_000000502089_00158_42797_8362.N1	07-MAY-2010 21:24:54	Straylight	50.000	141	Bet Ara	2.8400	4600.0	100	42797	No
259	GOM_NL__2PRFIN20100507_212707_000000562089_00158_42797_8363.N1	07-MAY-2010 21:27:07	Straylight	56.000	40	The Sco	1.8590	7100.0	112	42797	No
260	GOM_NL__2PRFIN20100507_212858_000000322089_00158_42797_8364.N1	07-MAY-2010 21:28:58	Straylight	32.000	25	35Lam Sco	1.6200	28000.	64	42797	No
261	GOM_NL__2PRFIN20100507_213143_000000552089_00158_42797_8365.N1	07-MAY-2010 21:31:43	Straylight	55.000	75	26Eps Sco	2.2910	4250.0	110	42797	No
262	GOM_NL__2PRFIN20100507_213539_000000532089_00158_42797_8366.N1	07-MAY-2010 21:35:39	Tw_i_and_stray	53.000	156	20Sig Sco	2.9030	28000.	106	42797	No
263	GOM_NL__2PRFIN20100507_213707_000000562089_00158_42797_8367.N1	07-MAY-2010 21:37:07	Bright	55.500	80	7Del Sco	2.3160	30000.	111	42797	No
264	GOM_NL__2PRFIN20100507_214001_000000402089_00158_42797_8368.N1	07-MAY-2010 21:40:01	Bright	39.500	122	9Alp2Lib	2.7470	9700.0	79	42797	No
265	GOM_NL__2PRFIN20100507_214205_000000452089_00158_42797_8369.N1	07-MAY-2010 21:42:05	Bright	44.500	104	27Bet Lib	2.6140	13100.	89	42797	No
266	GOM_NL__2PRFIN20100507_215022_000000362089_00158_42797_8370.N1	07-MAY-2010 21:50:22	Bright	36.000	111	8Eta Boo	2.6800	6000.0	72	42797	No
267	GOM_NL__2PRFIN20100507_215334_000000412089_00158_42797_8371.N1	07-MAY-2010 21:53:34	Bright	41.000	83		2.3780	11000.	82	42797	No
268	GOM_NL__2PRFIN20100507_215639_000000402089_00158_42797_8372.N1	07-MAY-2010 21:56:39	Bright	40.000	180	27Gam Boo	3.0400	8000.0	80	42797	No
269	GOM_NL__2PRFIN20100507_215914_000000372089_00158_42797_8373.N1	07-MAY-2010 21:59:14	Bright	37.000	39	85Eta UMa	1.8540	24000.	74	42797	No
270	GOM_NL__2PRFIN20100507_220553_000000442089_00158_42797_8374.N1	07-MAY-2010 22:05:53	Bright	43.500	119	14Eta Dra	2.7270	4700.0	87	42797	No
271	GOM_NL__2PRFIN20100507_221637_000000452089_00158_42797_8375.N1	07-MAY-2010 22:16:37	Bright	44.500	89	5Alp Cep	2.4510	8000.0	89	42797	No
272	GOM_NL__2PRFIN20100507_221926_000000372089_00158_42797_8376.N1	07-MAY-2010 22:19:26	Bright	37.000	74	11Bet Cas	2.2680	6600.0	74	42797	No
273	GOM_NL__2PRFIN20100507_222915_000000512089_00158_42797_8377.N1	07-MAY-2010 22:29:15	Tw_i_and_stray	51.000	93	53Bet Peg	2.5200	3100.0	102	42797	No
274	GOM_NL__2PRFIN20100507_223328_000000482089_00158_42797_8378.N1	07-MAY-2010 22:33:28	Dark	48.000	90	54Alp Peg	2.4870	11000.	96	42797	No
275	GOM_NL__2PRFIN20100507_224636_000000462089_00158_42797_8379.N1	07-MAY-2010 22:46:36	Dark	45.500	18	24Alp PsA	1.1660	9700.0	91	42797	No
276	GOM_NL__2PRFIN20100507_225226_000000432089_00158_42797_8380.N1	07-MAY-2010 22:52:26	Dark	43.000	31	Alp Gru	1.7340	15200.	86	42797	No
277	GOM_NL__2PRFIN20100507_225801_000000402089_00159_42798_8369.N1	07-MAY-2010 22:58:01	Dark	40.000	45	Alp Pav	1.9400	26000.	80	42798	No
278	GOM_NL__2PRFIN20100507_230531_000000522089_00159_42798_8370.N1	07-MAY-2010 23:05:31	Straylight	51.500	141	Bet Ara	2.8400	4600.0	103	42798	No

279	GOM_NL__2PRFIN20100507_230744_000000532089_00159_42798_8371.N1	07-MAY-2010 23:07:44	Straylight	52.500	40	The Sco	1.8590	7100.0	105	42798	No
280	GOM_NL__2PRFIN20100507_230934_000000342089_00159_42798_8372.N1	07-MAY-2010 23:09:34	Straylight	34.000	25	35Lam Sco	1.6200	28000.	68	42798	No
281	GOM_NL__2PRFIN20100507_231219_000000572089_00159_42798_8373.N1	07-MAY-2010 23:12:19	Straylight	57.000	75	26Eps Sco	2.2910	4250.0	114	42798	No
282	GOM_NL__2PRFIN20100507_231455_000000252089_00159_42798_8374.N1	07-MAY-2010 23:14:55	Tw_i_and_stray	25.000	136	23Tau Sco	2.8220	30000.	50	42798	No
283	GOM_NL__2PRFIN20100507_231615_000000542089_00159_42798_8375.N1	07-MAY-2010 23:16:15	Tw_i_and_stray	53.500	156	20Sig Sco	2.9030	28000.	107	42798	No
284	GOM_NL__2PRFIN20100507_231743_000000582089_00159_42798_8376.N1	07-MAY-2010 23:17:43	Bright	57.500	80	7Del Sco	2.3160	30000.	115	42798	No
285	GOM_NL__2PRFIN20100507_232037_000000402089_00159_42798_8377.N1	07-MAY-2010 23:20:37	Bright	40.000	122	9Alp2Lib	2.7470	9700.0	80	42798	No
286	GOM_NL__2PRFIN20100507_232241_000000452089_00159_42798_8378.N1	07-MAY-2010 23:22:41	Bright	44.500	104	27Bet Lib	2.6140	13100.	89	42798	No
287	GOM_NL__2PRFIN20100507_233058_000000372089_00159_42798_8379.N1	07-MAY-2010 23:30:58	Bright	36.500	111	8Eta Boo	2.6800	6000.0	73	42798	No
288	GOM_NL__2PRFIN20100507_233409_000000402089_00159_42798_8380.N1	07-MAY-2010 23:34:09	Bright	40.000	83		2.3780	11000.	80	42798	No
289	GOM_NL__2PRFIN20100507_233715_000000372089_00159_42798_8381.N1	07-MAY-2010 23:37:15	Bright	37.000	180	27Gam Boo	3.0400	8000.0	74	42798	No
290	GOM_NL__2PRFIN20100507_233949_000000382089_00159_42798_8382.N1	07-MAY-2010 23:39:49	Bright	37.500	39	85Eta UMa	1.8540	24000.	75	42798	No
291	GOM_NL__2PRFIN20100507_234629_000000442089_00159_42798_8383.N1	07-MAY-2010 23:46:29	Bright	44.000	119	14Eta Dra	2.7270	4700.0	88	42798	No
292	GOM_NL__2PRFIN20100507_235712_000000452089_00159_42798_8384.N1	07-MAY-2010 23:57:12	Bright	44.500	89	5Alp Cep	2.4510	8000.0	89	42798	No

3. Quality information per product

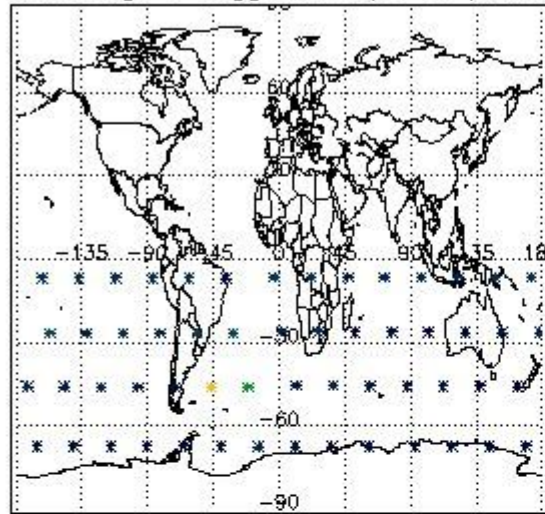
In this section it is plotted some information contained in the Quality Summary data set of the level 2 products. Only products in dark limb conditions and without errors (error flag in the MPH set to "0") are used.

3.1 Plot quality information per product (time dependant)

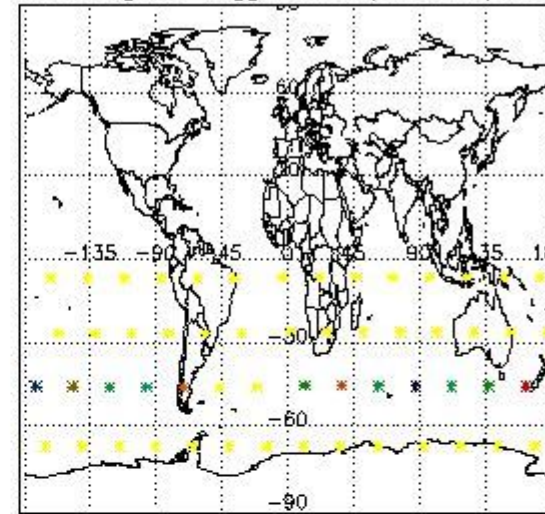


3.2 Plot quality information per product (world map)

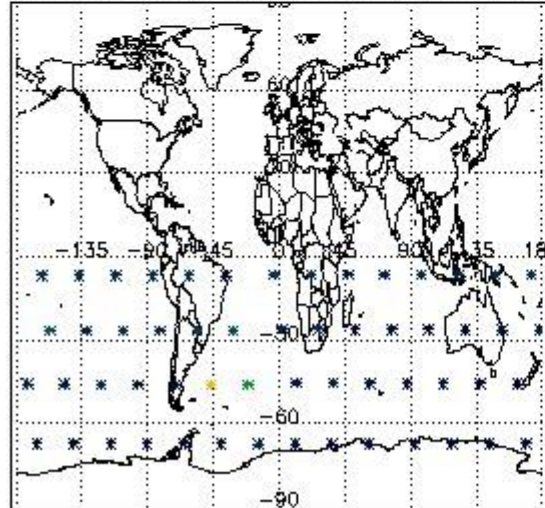
Percentage of flagged data per O3 profile



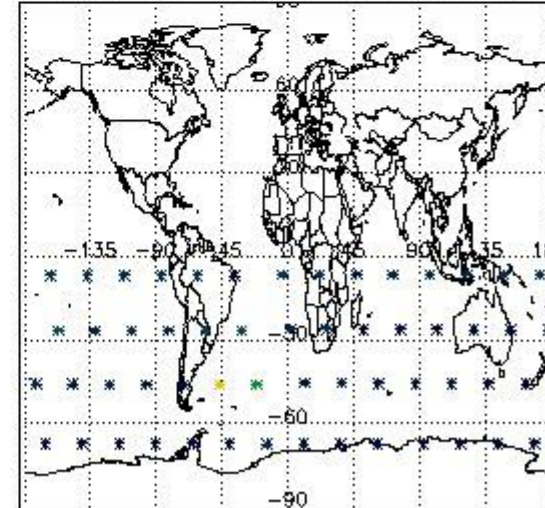
Percentage of flagged data per H2O profile



Percentage of flagged data per NO2 profile



Percentage of flagged data per NO3 profile

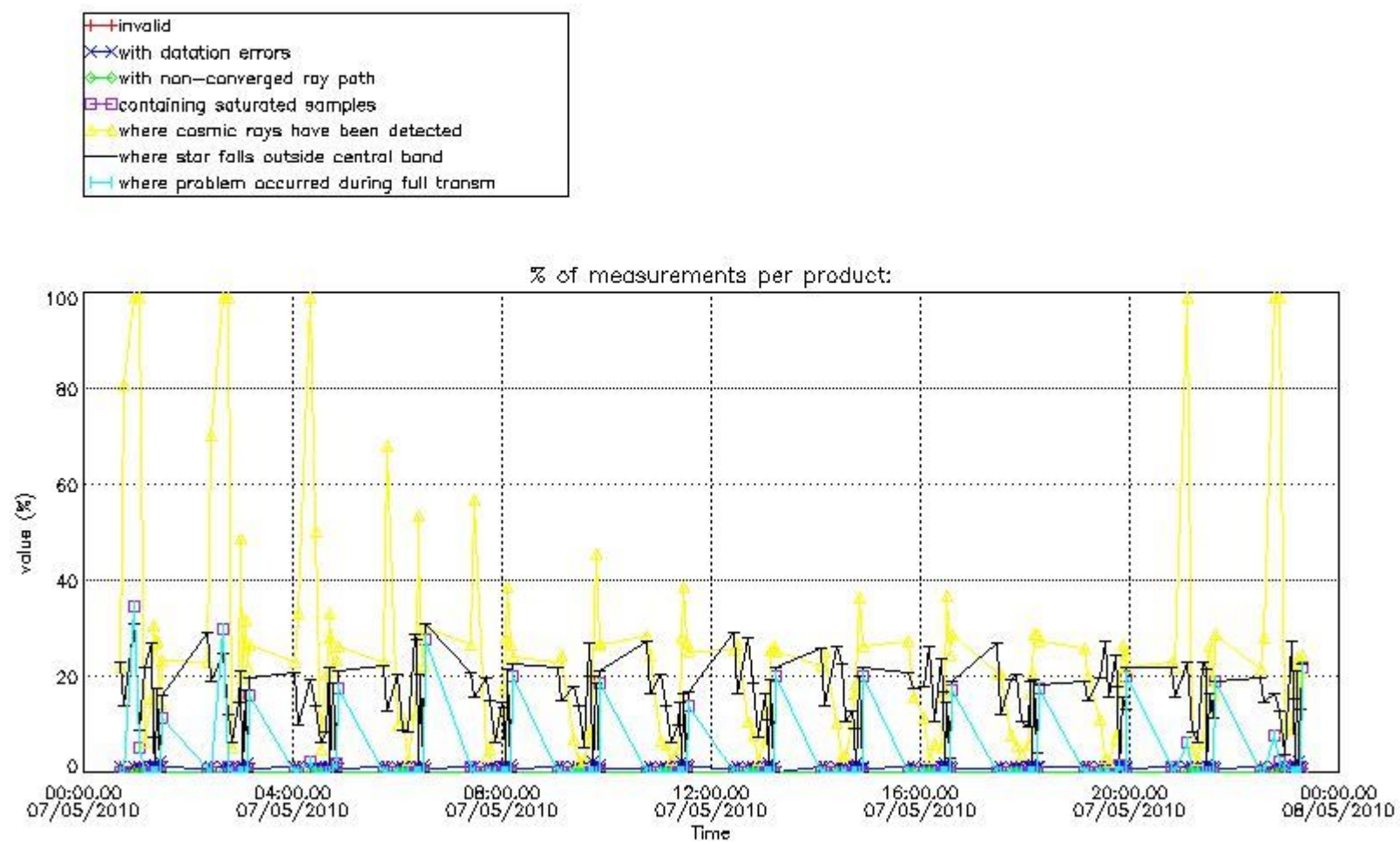


4. Level 1 quality information per product

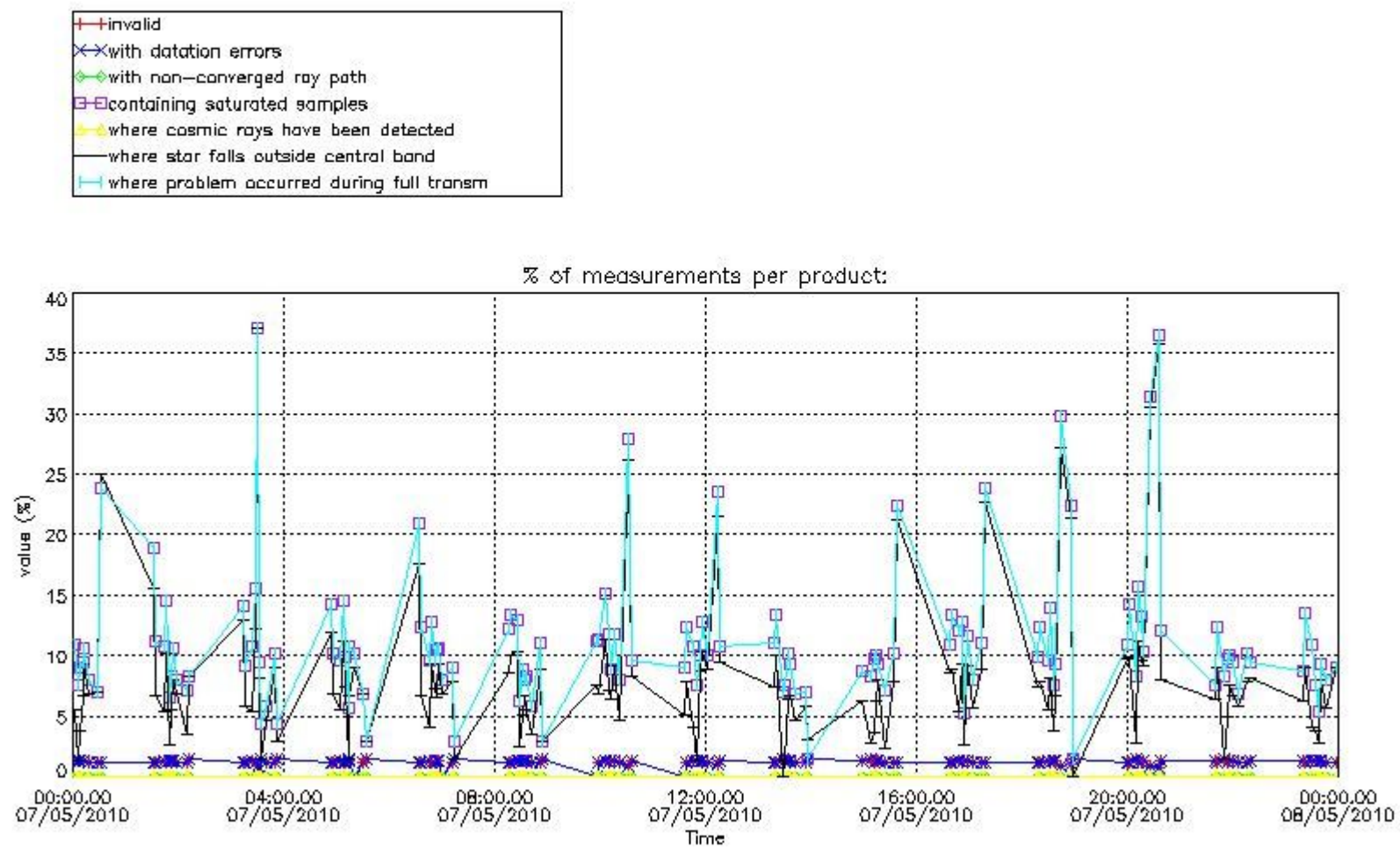
In this section it is plotted some information contained in the Quality Summary data set of the level 2 products that comes from the level 1b processing. Products without errors (error flag in the MPH set to "0") are used.

4.1 Plot quality information per product (time dependant) coming from level 1b processing

4.1.1 Plot level 1 quality information per product (time dependant): ENVISAT ASCENDING passes

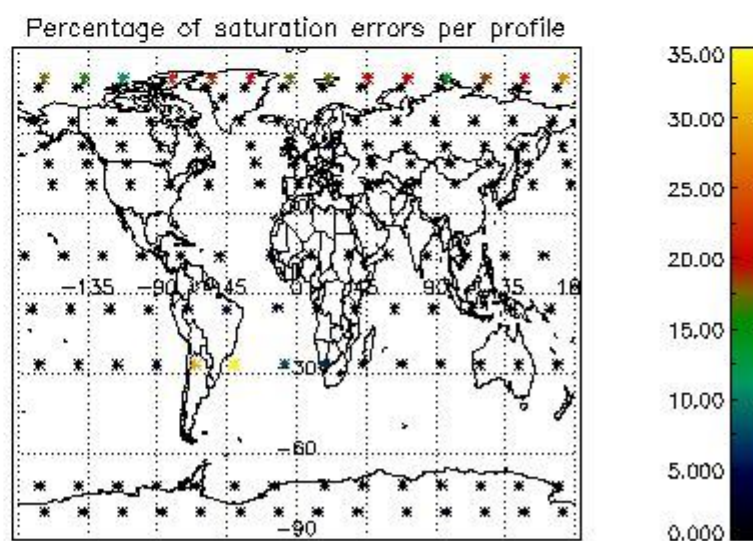
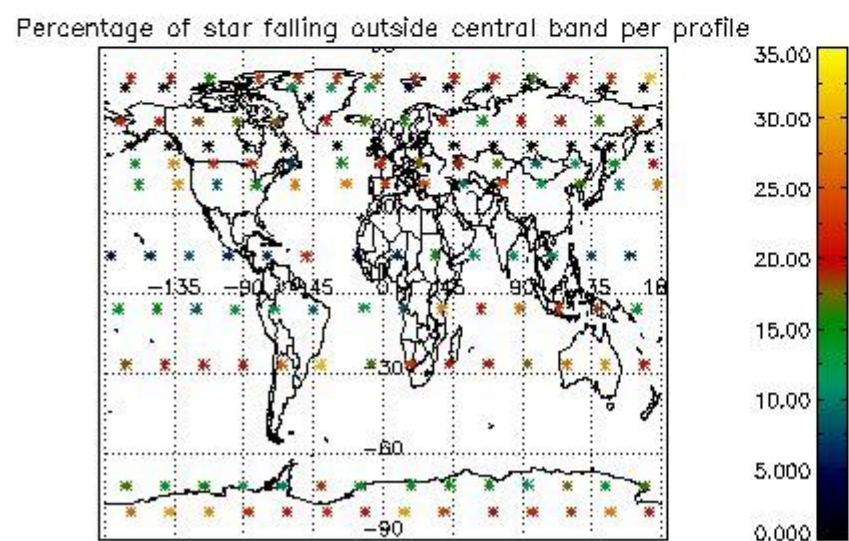
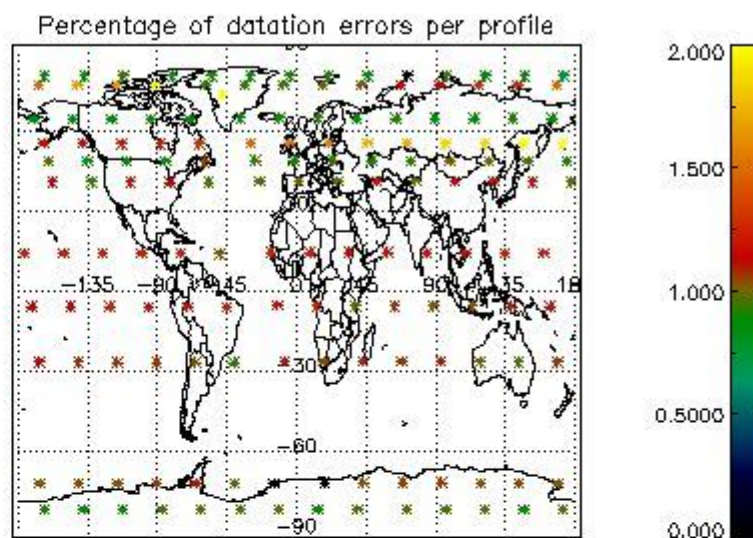
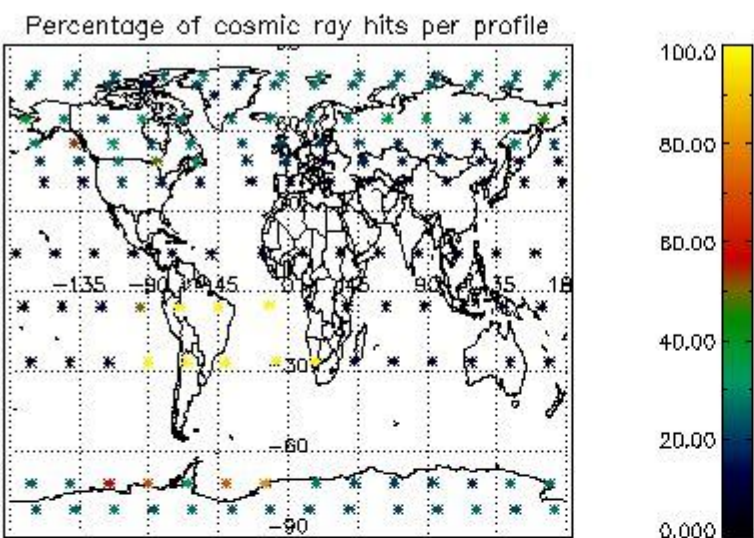


4.1.2 Plot level 1 quality information per product (time dependant): ENVI SAT DESCENDING passes



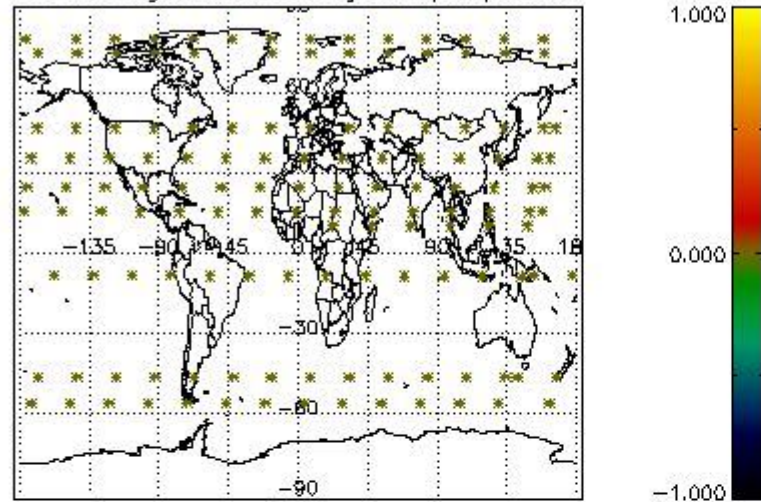
4.2 Plot quality information per product coming from level 1b processing (world map)

4.2.1 Plot level 1 quality information per product (world map): ENVISAT ASCENDING passes

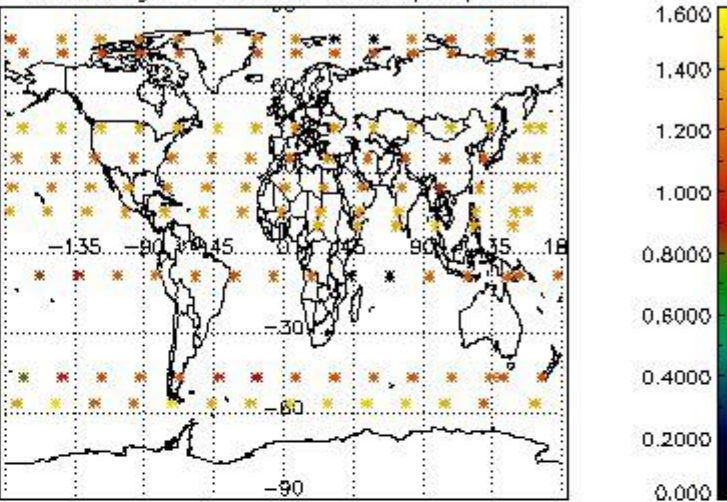


4.2.2 Plot level 1 quality information per product (world map): ENVISAT DESCENDING passes

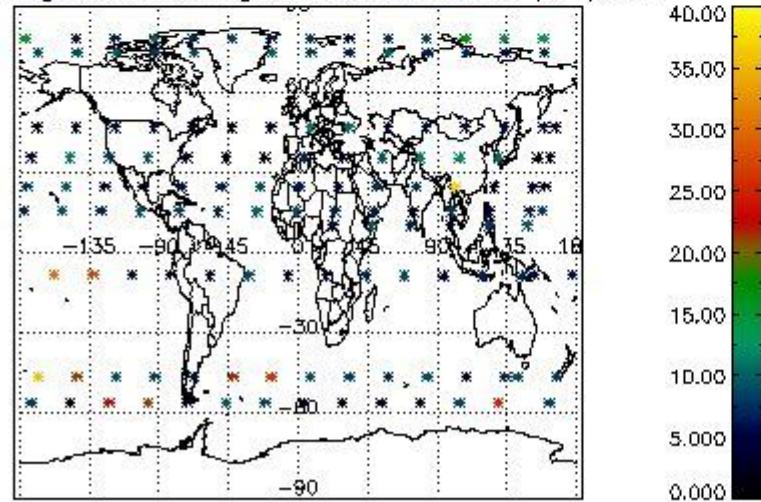
Percentage of cosmic ray hits per profile



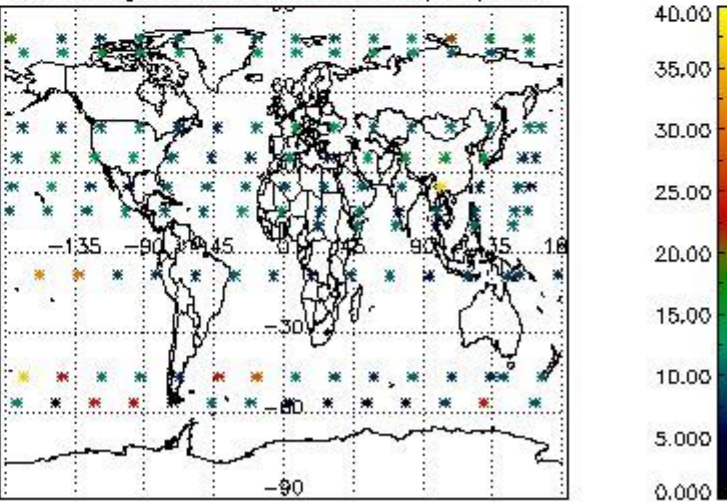
Percentage of datation errors per profile



Percentage of star falling outside central band per profile



Percentage of saturation errors per profile



5. Trace gas profiles

5.1 Ozone statistics based on quality of products

The final quality of the products can be "measured" using the STD (Standard Deviation) attached to every point profile. This information is written to the parameter GOM_NL__2P/NL_LOCAL_SPECIES_DENSITY/o3_std of the level 2 products. The table below shows the statistics for given STD ranges.

The statistics are given with respect to the overall valid production:

- Products without fatal errors: GOM_NL__2P/MPH/PRODUCT_ERR=0
- Valid point profile: GOM_NL__2P/NL_LOCAL_SPECIES_DENSITY/pcd(0)=0

The 'Criteria' is applied to valid points of dark limb products:

- Products in dark limb illumination condition: GOM_NL__2P/NL_SUMMARY_QUALITY/obs_ill_cond=0
- Products without fatal errors: GOM_NL__2P/MPH/PRODUCT_ERR=0
- Valid point profile: GOM_NL__2P/NL_LOCAL_SPECIES_DENSITY/pcd(0)=0

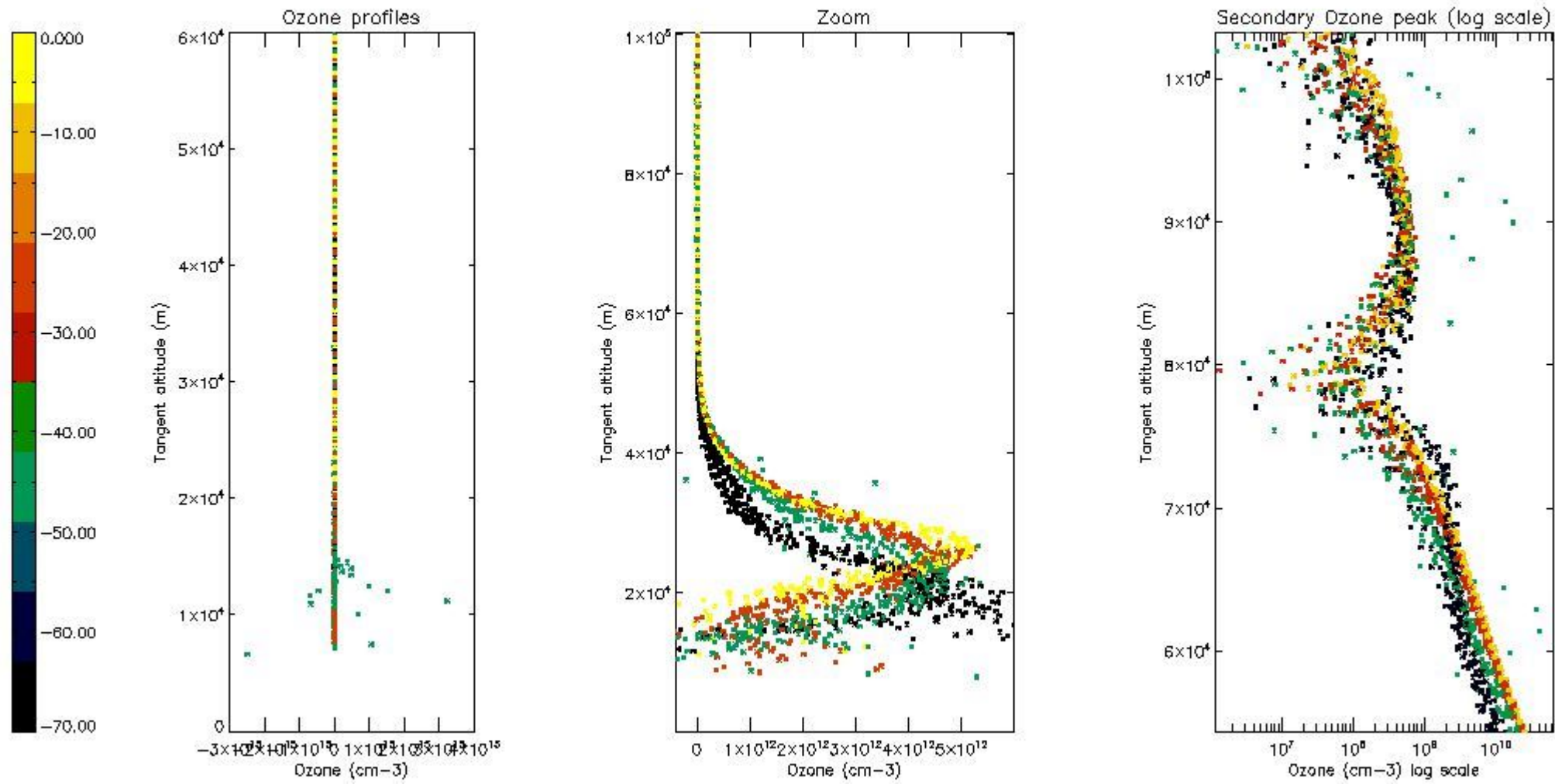
So, the table below shows the percentage of dark limb and valid observations for each criteria with respect to the overall valid daily observations.

Criteria	% of total production
All STD	20
STD < 20	12

STD < 10	10
STD < 5	6

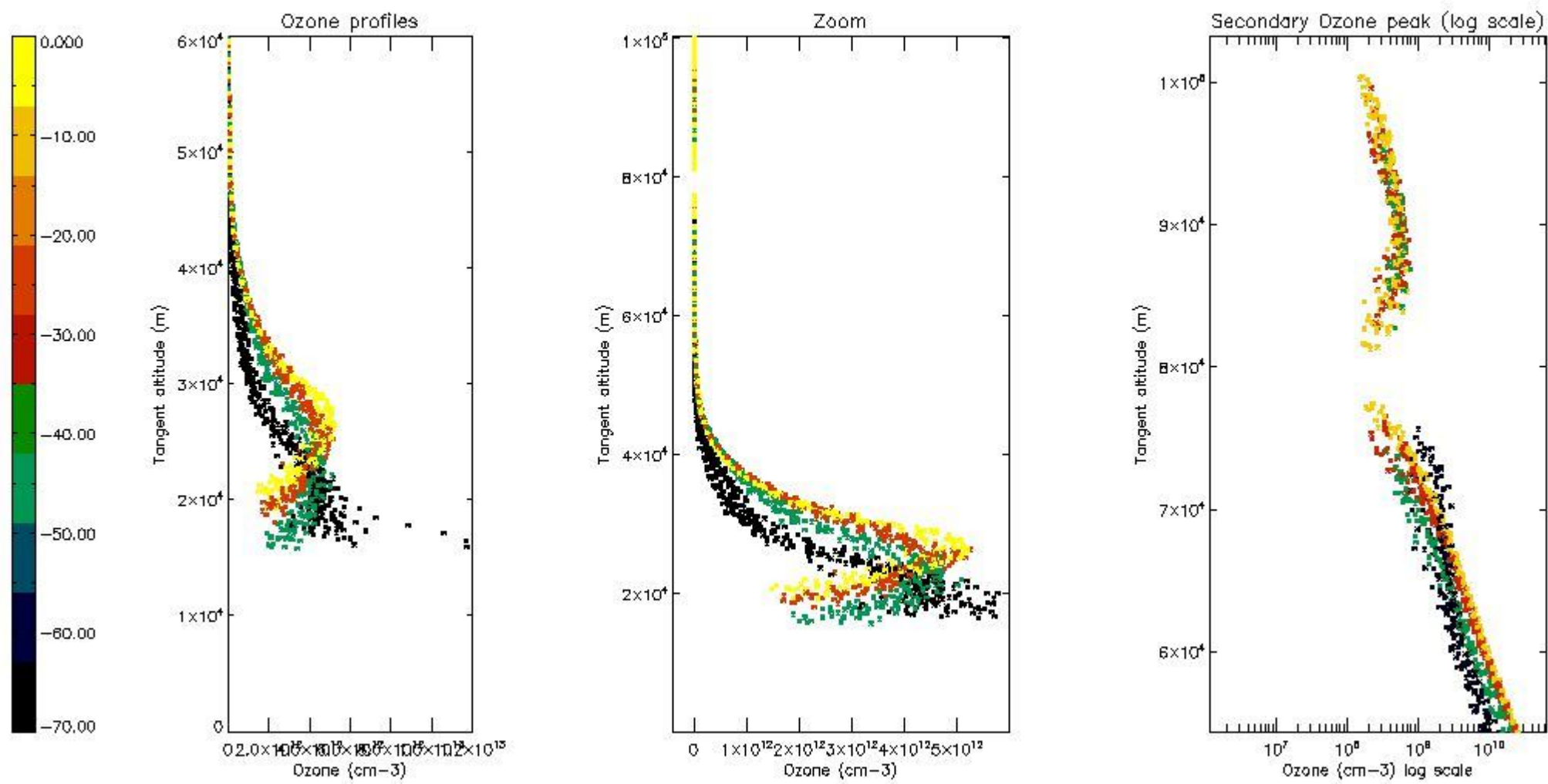
5.2 Plot ozone profiles for all STD (dark without errors)

The colorbar represents the latitude.



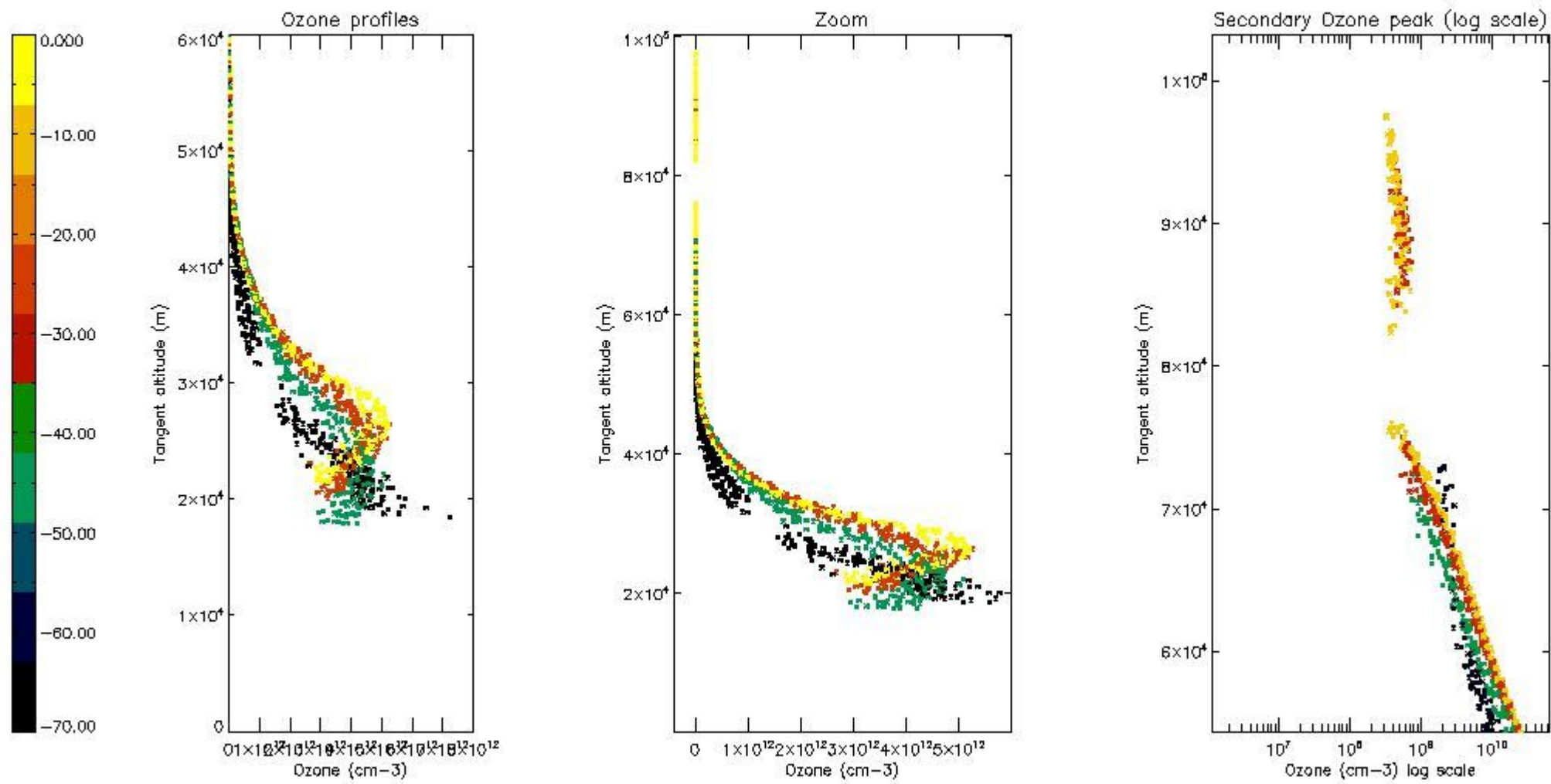
5.3 Plot ozone profiles where STD < 20% (dark without errors)

The colorbar represents the latitude.



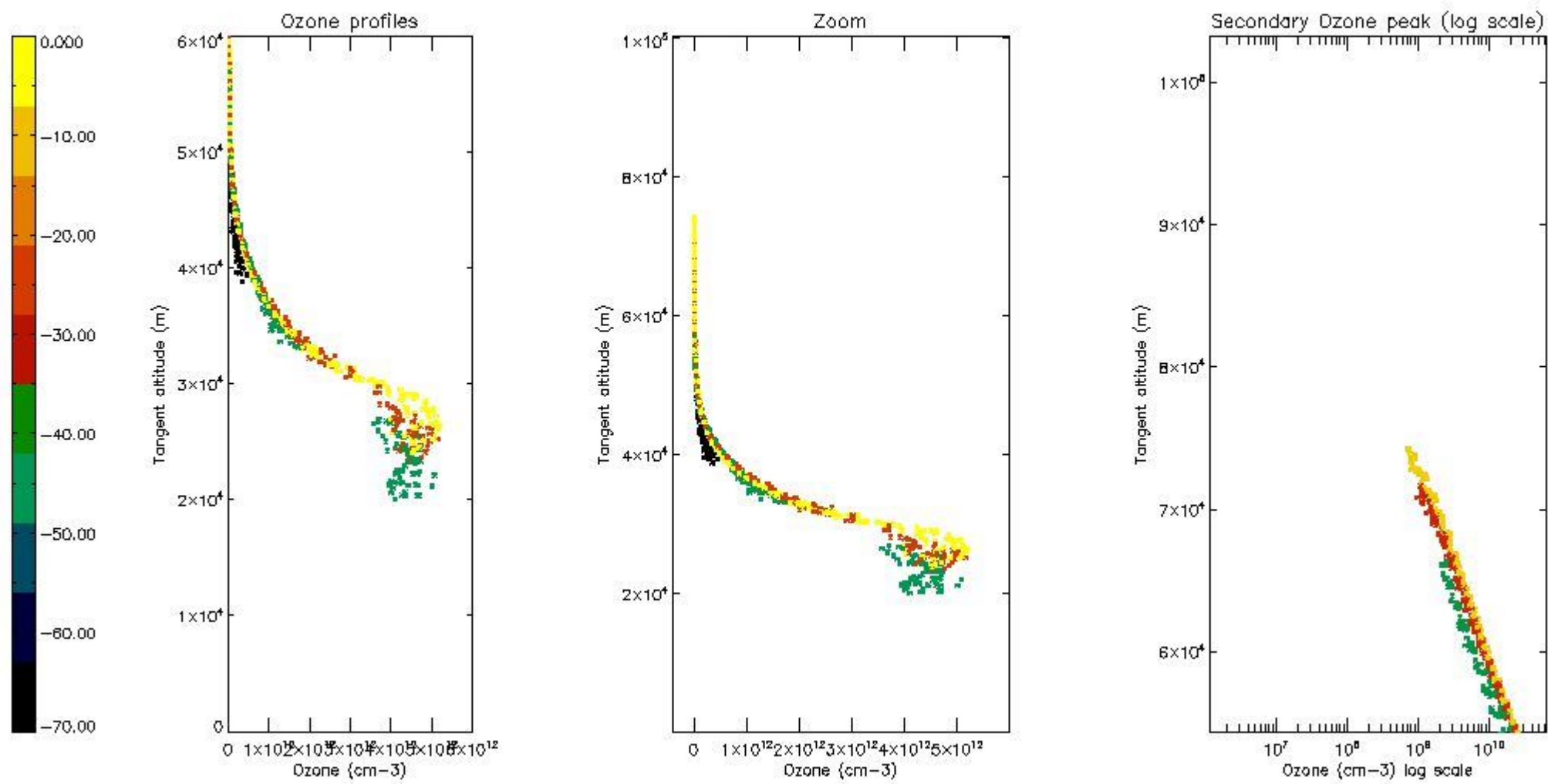
5.4 Plot ozone profiles where STD < 10% (dark without errors)

The colorbar represents the latitude.



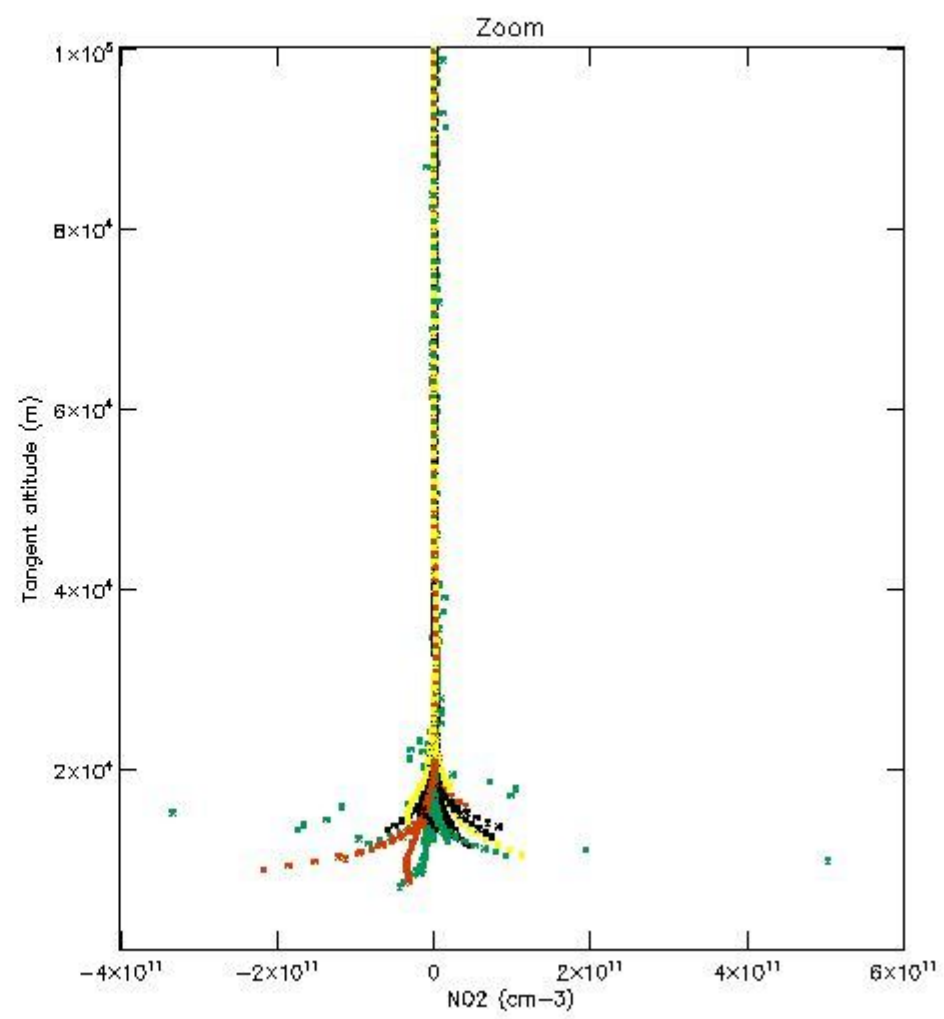
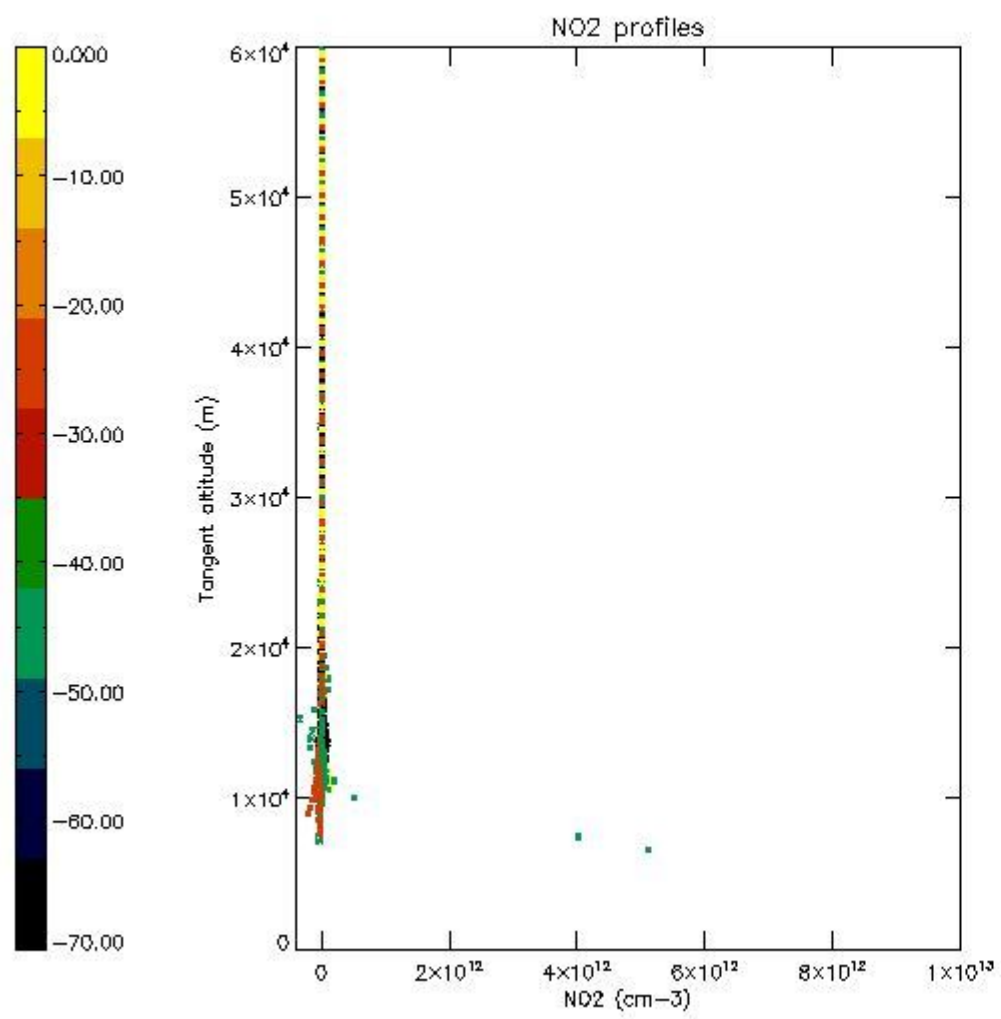
5.5 Plot ozone profiles where STD < 5% (dark without errors)

The colorbar represents the latitude.



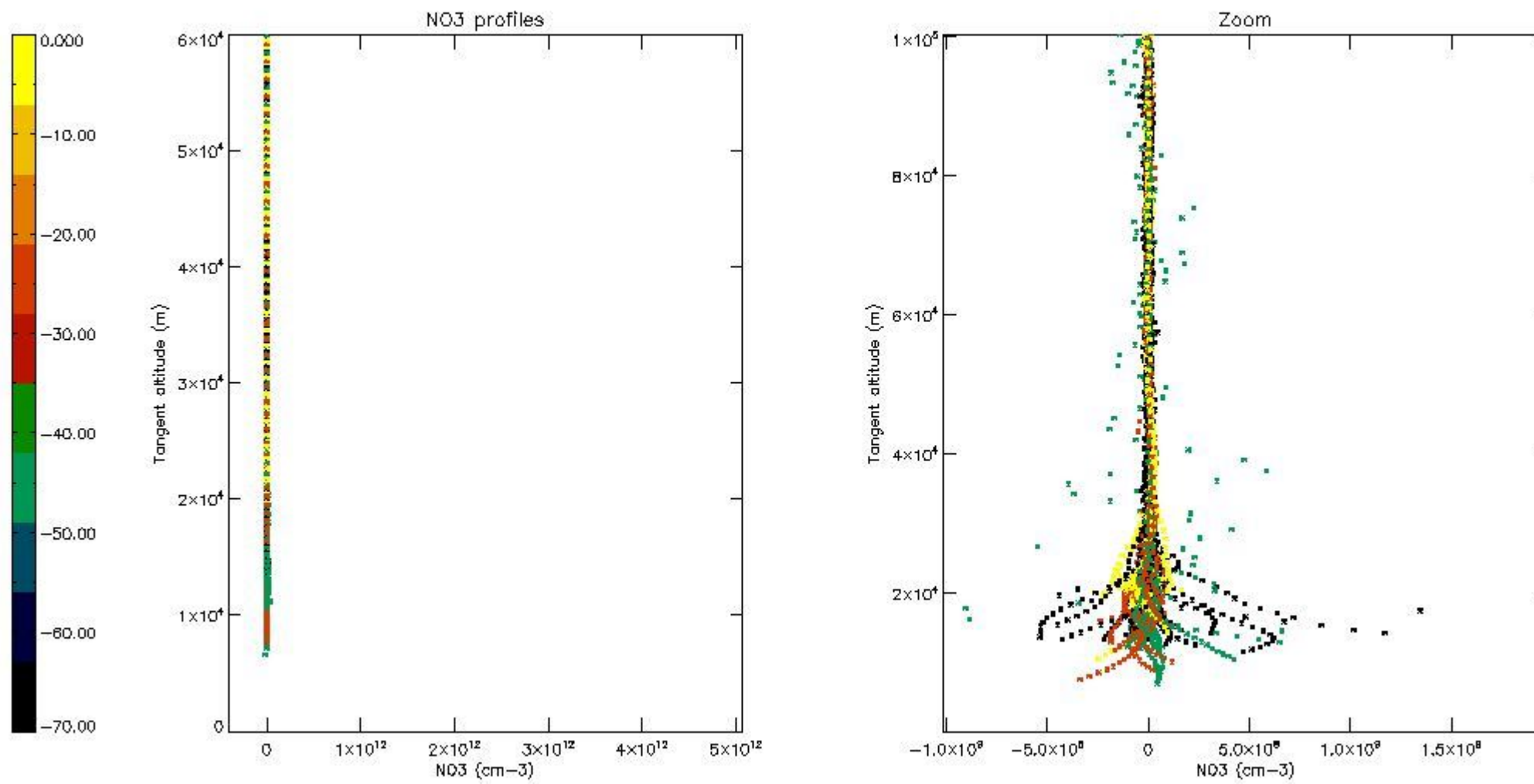
5.6 Plot NO₂ profiles for all STD (dark without errors)

The colorbar represents the latitude.



5.7 Plot NO3 profiles for all STD (dark without errors)

The colorbar represents the latitude.



6. Auxiliary Data Files used for the production reported in section 2

The number reported in the third column indicates since which file (see list in section 2) the corresponding auxiliary file has been used. The fourth column is the date of those product files.

Type	Auxiliary Filename	Used since product	Used since product date
INST_PHYS_CHARACTERISTICS	GOM_INS_AXVIEC20091111_143220_20030716_120000_20500101_000000	1	07-MAY-2010 00:02:37
LEVEL-2_PROC_CONFIG	GOM_PR2_AXVIEC20091111_152718_20020301_000000_20500101_000000	1	07-MAY-2010 00:02:37
CROSS_SECTIONS_FILE	GOM_CRS_AXVIEC20091111_154832_20020301_000000_20500101_000000	1	07-MAY-2010 00:02:37

GOMOS Level 2 Daily Report

SUMMARY

[1. General Info](#)

[2. Summary of processed GOM_NL_2P products](#)

[3. Level 2 Quality information per product](#)

[3.1 Plot of level 2 quality information per product \(time dependant\)](#)

[3.2 Plot of level 2 quality information per product \(world map\)](#)

[4. Level 1 Quality information per product \(stored on level 2 products\)](#)

[4.1 Plot of level 1 quality information per product \(time dependant\)](#)

[4.1.1 Plot of level 1 quality information per product \(time dependant\): ASCENDING](#)

[4.1.2 Plot of level 1 quality information per product \(time dependant\): DESCENDING](#)

[4.2 Plot of level 1 quality information per product \(world map\)](#)

[4.2.1 Plot of level 1 quality information per product \(world map\): ASCENDING](#)

[4.2.2 Plot of level 1 quality information per product \(world map\): DESCENDING](#)

[5. Ozone profiles based on quality statistics and other trace gas profiles](#)

[5.1 Ozone statistics based on quality of products](#)

[5.2 Plot ozone profiles for all STD \(dark without errors\)](#)

[5.3 Plot ozone profiles where STD < 20% \(dark without errors\)](#)

[5.4. Plot ozone profiles where STD < 10% \(dark without errors\)](#)

[5.5. Plot ozone profiles where STD < 5% \(dark without errors\)](#)

[5.6 Plot NO2 profiles for all STD \(dark without errors\)](#)

[5.7 Plot NO3 profiles for all STD \(dark without errors\)](#)

[5.8 Plot H2O profiles \(only for occultations of stars 1,2,3,4,13,14,16,26,63 dark without errors\) for all STD](#)

[6. Auxiliary Data Files used for the production reported in section 2](#)

This report presents the daily analysis on parameters extracted from GOMOS level 2 data (GOM_NL__2P). It is intended to monitor some important parameters that will impact the quality of these products. A list of level 2 products (and content) that have arrived during the reporting day to the PCF is also given.

Item	Value
Time of report generation	29APR2013 10:30:18
Data source version	GOMOS/6.01
Start time of products	07-05-2010 (07MAY2010 00:00:00)
Stop time of products	08-05-2010 (08MAY2010 00:00:00)
Store outputs in DB	Yes
Nb of level 2 prods	292
Nb of prods with errors	0

2. Summary of processed GOM_NL__2P products.

Nr	Filename	UTC Start time	Limb	Duration	Star Id	Star Name	Star Mag	Star Temp	Nb Meas	Orbit	Prod. error
1	GOM_NL__2PRFIN20100507_000237_000000372089_00145_42784_8245.N1	07-MAY-2010 00:02:37	Bright	36.500	111	8Eta Boo	2.6800	6000.0	73	42784	No
2	GOM_NL__2PRFIN20100507_000552_000000402089_00145_42784_8246.N1	07-MAY-2010 00:05:52	Bright	40.000	83		2.3780	11000.	80	42784	No
3	GOM_NL__2PRFIN20100507_000856_000000392089_00145_42784_8247.N1	07-MAY-2010 00:08:56	Bright	39.000	180	27Gam Boo	3.0400	8000.0	78	42784	No
4	GOM_NL__2PRFIN20100507_001128_000000372089_00145_42784_8248.N1	07-MAY-2010 00:11:28	Bright	37.000	39	85Eta UMa	1.8540	24000.	74	42784	No
5	GOM_NL__2PRFIN20100507_001255_000000382089_00145_42784_8249.N1	07-MAY-2010 00:12:55	Bright	37.500	55	79Zet UMa	2.0600	10200.	75	42784	No
6	GOM_NL__2PRFIN20100507_001814_000000442089_00145_42784_8250.N1	07-MAY-2010 00:18:14	Bright	44.000	119	14Eta Dra	2.7270	4700.0	88	42784	No
7	GOM_NL__2PRFIN20100507_002854_000000432089_00145_42784_8251.N1	07-MAY-2010 00:28:54	Bright	43.000	89	5Alp Cep	2.4510	8000.0	86	42784	No
8	GOM_NL__2PRFIN20100507_003138_000000442089_00145_42784_8252.N1	07-MAY-2010 00:31:38	Bright	44.000	74	11Bet Cas	2.2680	6600.0	88	42784	No
9	GOM_NL__2PRFIN20100507_004125_000000532089_00145_42784_8253.N1	07-MAY-2010 00:41:25	Twilight	52.500	93	53Bet Peg	2.5200	3100.0	105	42784	No
10	GOM_NL__2PRFIN20100507_004536_000000472089_00145_42784_8254.N1	07-MAY-2010 00:45:36	Dark	46.500	90	54Alp Peg	2.4870	11000.	93	42784	No
11	GOM_NL__2PRFIN20100507_005841_000000542089_00145_42784_8255.N1	07-MAY-2010 00:58:41	Dark	53.500	18	24Alp PsA	1.1660	9700.0	107	42784	No
12	GOM_NL__2PRFIN20100507_010431_000000412089_00145_42784_8256.N1	07-MAY-2010 01:04:31	Dark	40.500	31	Alp Gru	1.7340	15200.	81	42784	No
13	GOM_NL__2PRFIN20100507_011005_000000492089_00146_42785_8244.N1	07-MAY-2010 01:10:05	Dark	48.500	45	Alp Pav	1.9400	26000.	97	42785	No
14	GOM_NL__2PRFIN20100507_011736_000000522089_00146_42785_8245.N1	07-MAY-2010 01:17:36	Straylight	52.000	141	Bet Ara	2.8400	4600.0	104	42785	No
15	GOM_NL__2PRFIN20100507_011947_000000482089_00146_42785_8246.N1	07-MAY-2010 01:19:47	Straylight	47.500	40	The Sco	1.8590	7100.0	95	42785	No
16	GOM_NL__2PRFIN20100507_012142_000000392089_00146_42785_8247.N1	07-MAY-2010 01:21:42	Straylight	39.000	115	34Ups Sco	2.6960	26000.	78	42785	No
17	GOM_NL__2PRFIN20100507_012424_000000572089_00146_42785_8248.N1	07-MAY-2010 01:24:24	Straylight	57.000	75	26Eps Sco	2.2910	4250.0	114	42785	No
18	GOM_NL__2PRFIN20100507_012823_000000252089_00146_42785_8249.N1	07-MAY-2010 01:28:23	Twilight	25.000	156	20Sig Sco	2.9030	28000.	50	42785	No
19	GOM_NL__2PRFIN20100507_012953_000000542089_00146_42785_8250.N1	07-MAY-2010 01:29:53	Twilight	53.500	80	7Del Sco	2.3160	30000.	107	42785	No
20	GOM_NL__2PRFIN20100507_013249_000000452089_00146_42785_8251.N1	07-MAY-2010 01:32:49	Bright	45.000	122	9Alp2Lib	2.7470	9700.0	90	42785	No
21	GOM_NL__2PRFIN20100507_013454_000000452089_00146_42785_8252.N1	07-MAY-2010 01:34:54	Bright	44.500	104	27Bet Lib	2.6140	13100.	89	42785	No
22	GOM_NL__2PRFIN20100507_014312_000000372089_00146_42785_8253.N1	07-MAY-2010 01:43:12	Bright	37.000	111	8Eta Boo	2.6800	6000.0	74	42785	No
23	GOM_NL__2PRFIN20100507_014627_000000452089_00146_42785_8254.N1	07-MAY-2010 01:46:27	Bright	44.500	83		2.3780	11000.	89	42785	No
24	GOM_NL__2PRFIN20100507_014932_000000392089_00146_42785_8255.N1	07-MAY-2010 01:49:32	Bright	38.500	180	27Gam Boo	3.0400	8000.0	77	42785	No
25	GOM_NL__2PRFIN20100507_015204_000000372089_00146_42785_8256.N1	07-MAY-2010 01:52:04	Bright	36.500	39	85Eta UMa	1.8540	24000.	73	42785	No
26	GOM_NL__2PRFIN20100507_015331_000000382089_00146_42785_8257.N1	07-MAY-2010 01:53:31	Bright	37.500	55	79Zet UMa	2.0600	10200.	75	42785	No
27	GOM_NL__2PRFIN20100507_015849_000000442089_00146_42785_8258.N1	07-MAY-2010 01:58:49	Bright	44.000	119	14Eta Dra	2.7270	4700.0	88	42785	No
28	GOM_NL__2PRFIN20100507_020930_000000432089_00146_42785_8259.N1	07-MAY-2010 02:09:30	Bright	42.500	89	5Alp Cep	2.4510	8000.0	85	42785	No
29	GOM_NL__2PRFIN20100507_021215_000000362089_00146_42785_8260.N1	07-MAY-2010 02:12:15	Bright	36.000	74	11Bet Cas	2.2680	6600.0	72	42785	No
30	GOM_NL__2PRFIN20100507_022201_000000572089_00146_42785_8261.N1	07-MAY-2010 02:22:01	Twilight	56.500	93	53Bet Peg	2.5200	3100.0	113	42785	No
31	GOM_NL__2PRFIN20100507_022612_000000512089_00146_42785_8262.N1	07-MAY-2010 02:26:12	Dark	50.500	90	54Alp Peg	2.4870	11000.	101	42785	No
32	GOM_NL__2PRFIN20100507_023917_000000492089_00146_42785_8263.N1	07-MAY-2010 02:39:17	Dark	48.500	18	24Alp PsA	1.1660	9700.0	97	42785	No
33	GOM_NL__2PRFIN20100507_024507_000000422089_00146_42785_8264.N1	07-MAY-2010 02:45:07	Dark	42.000	31	Alp Gru	1.7340	15200.	84	42785	No
34	GOM_NL__2PRFIN20100507_025042_000000412089_00147_42786_8253.N1	07-MAY-2010 02:50:42	Dark	40.500	45	Alp Pav	1.9400	26000.	81	42786	No
35	GOM_NL__2PRFIN20100507_025813_000000452089_00147_42786_8254.N1	07-MAY-2010 02:58:13	Straylight	44.500	141	Bet Ara	2.8400	4600.0	89	42786	No
36	GOM_NL__2PRFIN20100507_030024_000000572089_00147_42786_8255.N1	07-MAY-2010 03:00:24	Straylight	56.500	40	The Sco	1.8590	7100.0	113	42786	No
37	GOM_NL__2PRFIN20100507_030218_000000412089_00147_42786_8256.N1	07-MAY-2010 03:02:18	Straylight	41.000	115	34Ups Sco	2.6960	26000.	82	42786	No
38	GOM_NL__2PRFIN20100507_030501_000000562089_00147_42786_8257.N1	07-MAY-2010 03:05:01	Straylight	55.500	75	26Eps Sco	2.2910	4250.0	111	42786	No
39	GOM_NL__2PRFIN20100507_030859_000000302089_00147_42786_8258.N1	07-MAY-2010 03:08:59	Twilight	30.000	156	20Sig Sco	2.9030	28000.	60	42786	No
40	GOM_NL__2PRFIN20100507_031029_000000572089_00147_42786_8259.N1	07-MAY-2010 03:10:29	Twilight	56.500	80	7Del Sco	2.3160	30000.	113	42786	No
41	GOM_NL__2PRFIN20100507_031325_000000432089_00147_42786_8260.N1	07-MAY-2010 03:13:25	Bright	42.500	122	9Alp2Lib	2.7470	9700.0	85	42786	No
42	GOM_NL__2PRFIN20100507_031530_000000442089_00147_42786_8261.N1	07-MAY-2010 03:15:30	Bright	43.500	104	27Bet Lib	2.6140	13100.	87	42786	No

43	GOM_NL__2PRFIN20100507_032348_000000372089_00147_42786_8262.N1	07-MAY-2010 03:23:48	Bright	37.000	111	8Eta Boo	2.6800	6000.0	74	42786	No
44	GOM_NL__2PRFIN20100507_032703_000000452089_00147_42786_8263.N1	07-MAY-2010 03:27:03	Bright	45.000	83		2.3780	11000.	90	42786	No
45	GOM_NL__2PRFIN20100507_033008_000000582089_00147_42786_8264.N1	07-MAY-2010 03:30:08	Bright	58.000	180	27Gam Boo	3.0400	8000.0	116	42786	No
46	GOM_NL__2PRFIN20100507_033240_000000372089_00147_42786_8265.N1	07-MAY-2010 03:32:40	Bright	37.000	39	85Eta UMa	1.8540	24000.	74	42786	No
47	GOM_NL__2PRFIN20100507_033407_000000352089_00147_42786_8266.N1	07-MAY-2010 03:34:07	Bright	34.500	55	79Zet UMa	2.0600	10200.	69	42786	No
48	GOM_NL__2PRFIN20100507_033925_000000432089_00147_42786_8267.N1	07-MAY-2010 03:39:25	Bright	43.000	119	14Eta Dra	2.7270	4700.0	86	42786	No
49	GOM_NL__2PRFIN20100507_035006_000000452089_00147_42786_8268.N1	07-MAY-2010 03:50:06	Bright	44.500	89	5Alp Cep	2.4510	8000.0	89	42786	No
50	GOM_NL__2PRFIN20100507_035251_000000352089_00147_42786_8269.N1	07-MAY-2010 03:52:51	Bright	34.500	74	11Bet Cas	2.2680	6600.0	69	42786	No
51	GOM_NL__2PRFIN20100507_040237_000000512089_00147_42786_8270.N1	07-MAY-2010 04:02:37	Twi_and_stray	50.500	93	53Bet Peg	2.5200	3100.0	101	42786	No
52	GOM_NL__2PRFIN20100507_040648_000000462089_00147_42786_8271.N1	07-MAY-2010 04:06:48	Dark	45.500	90	54Alp Peg	2.4870	11000.	91	42786	No
53	GOM_NL__2PRFIN20100507_041954_000000472089_00147_42786_8272.N1	07-MAY-2010 04:19:54	Dark	46.500	18	24Alp PsA	1.1660	9700.0	93	42786	No
54	GOM_NL__2PRFIN20100507_042544_000000432089_00147_42786_8273.N1	07-MAY-2010 04:25:44	Dark	43.000	31	Alp Gru	1.7340	15200.	86	42786	No
55	GOM_NL__2PRFIN20100507_043118_000000412089_00148_42787_8261.N1	07-MAY-2010 04:31:18	Dark	41.000	45	Alp Pav	1.9400	26000.	82	42787	No
56	GOM_NL__2PRFIN20100507_043849_000000422089_00148_42787_8262.N1	07-MAY-2010 04:38:49	Straylight	41.500	141	Bet Ara	2.8400	4600.0	83	42787	No
57	GOM_NL__2PRFIN20100507_044100_000000572089_00148_42787_8263.N1	07-MAY-2010 04:41:00	Straylight	57.000	40	The Sco	1.8590	7100.0	114	42787	No
58	GOM_NL__2PRFIN20100507_044255_000000412089_00148_42787_8264.N1	07-MAY-2010 04:42:55	Straylight	41.000	115	34Ups Sco	2.6960	26000.	82	42787	No
59	GOM_NL__2PRFIN20100507_044537_000000572089_00148_42787_8265.N1	07-MAY-2010 04:45:37	Straylight	56.500	75	26Eps Sco	2.2910	4250.0	113	42787	No
60	GOM_NL__2PRFIN20100507_044936_000000302089_00148_42787_8266.N1	07-MAY-2010 04:49:36	Twi_and_stray	30.000	156	20Sig Sco	2.9030	28000.	60	42787	No
61	GOM_NL__2PRFIN20100507_045105_000000572089_00148_42787_8267.N1	07-MAY-2010 04:51:05	Twi_and_stray	57.000	80	7Del Sco	2.3160	30000.	114	42787	No
62	GOM_NL__2PRFIN20100507_045401_000000422089_00148_42787_8268.N1	07-MAY-2010 04:54:01	Bright	42.000	122	9Alp2Lib	2.7470	9700.0	84	42787	No
63	GOM_NL__2PRFIN20100507_045606_000000442089_00148_42787_8269.N1	07-MAY-2010 04:56:06	Bright	44.000	104	27Bet Lib	2.6140	13100.	88	42787	No
64	GOM_NL__2PRFIN20100507_050424_000000372089_00148_42787_8270.N1	07-MAY-2010 05:04:24	Bright	36.500	111	8Eta Boo	2.6800	6000.0	73	42787	No
65	GOM_NL__2PRFIN20100507_050739_000000452089_00148_42787_8271.N1	07-MAY-2010 05:07:39	Bright	44.500	83		2.3780	11000.	89	42787	No
66	GOM_NL__2PRFIN20100507_051043_000000412089_00148_42787_8272.N1	07-MAY-2010 05:10:43	Bright	40.500	180	27Gam Boo	3.0400	8000.0	81	42787	No
67	GOM_NL__2PRFIN20100507_051315_000000362089_00148_42787_8273.N1	07-MAY-2010 05:13:15	Bright	35.500	39	85Eta UMa	1.8540	24000.	71	42787	No
68	GOM_NL__2PRFIN20100507_051442_000000372089_00148_42787_8274.N1	07-MAY-2010 05:14:42	Bright	37.000	55	79Zet UMa	2.0600	10200.	74	42787	No
69	GOM_NL__2PRFIN20100507_052000_000000452089_00148_42787_8275.N1	07-MAY-2010 05:20:00	Bright	44.500	119	14Eta Dra	2.7270	4700.0	89	42787	No
70	GOM_NL__2PRFIN20100507_053041_000000442089_00148_42787_8276.N1	07-MAY-2010 05:30:41	Bright	43.500	89	5Alp Cep	2.4510	8000.0	87	42787	No
71	GOM_NL__2PRFIN20100507_053326_000000342089_00148_42787_8277.N1	07-MAY-2010 05:33:26	Bright	34.000	74	11Bet Cas	2.2680	6600.0	68	42787	No
72	GOM_NL__2PRFIN20100507_054313_000000522089_00148_42787_8278.N1	07-MAY-2010 05:43:13	Twi_and_stray	52.000	93	53Bet Peg	2.5200	3100.0	104	42787	No
73	GOM_NL__2PRFIN20100507_054725_000000472089_00148_42787_8279.N1	07-MAY-2010 05:47:25	Dark	47.000	90	54Alp Peg	2.4870	11000.	94	42787	No
74	GOM_NL__2PRFIN20100507_060030_000000472089_00148_42787_8280.N1	07-MAY-2010 06:00:30	Dark	46.500	18	24Alp PsA	1.1660	9700.0	93	42787	No
75	GOM_NL__2PRFIN20100507_060621_000000412089_00148_42787_8281.N1	07-MAY-2010 06:06:21	Dark	40.500	31	Alp Gru	1.7340	15200.	81	42787	No
76	GOM_NL__2PRFIN20100507_061155_000000412089_00149_42788_8269.N1	07-MAY-2010 06:11:55	Dark	41.000	45	Alp Pav	1.9400	26000.	82	42788	No
77	GOM_NL__2PRFIN20100507_061926_000000542089_00149_42788_8270.N1	07-MAY-2010 06:19:26	Straylight	54.000	141	Bet Ara	2.8400	4600.0	108	42788	No
78	GOM_NL__2PRFIN20100507_062137_000000622089_00149_42788_8271.N1	07-MAY-2010 06:21:37	Straylight	61.500	40	The Sco	1.8590	7100.0	123	42788	No
79	GOM_NL__2PRFIN20100507_062332_000000432089_00149_42788_8272.N1	07-MAY-2010 06:23:32	Straylight	43.000	115	34Ups Sco	2.6960	26000.	86	42788	No
80	GOM_NL__2PRFIN20100507_062614_000000592089_00149_42788_8273.N1	07-MAY-2010 06:26:14	Straylight	58.500	75	26Eps Sco	2.2910	4250.0	117	42788	No
81	GOM_NL__2PRFIN20100507_063012_000000342089_00149_42788_8274.N1	07-MAY-2010 06:30:12	Twi_and_stray	34.000	156	20Sig Sco	2.9030	28000.	68	42788	No
82	GOM_NL__2PRFIN20100507_063141_000000652089_00149_42788_8275.N1	07-MAY-2010 06:31:41	Bright	65.000	80	7Del Sco	2.3160	30000.	130	42788	No
83	GOM_NL__2PRFIN20100507_063437_000000462089_00149_42788_8276.N1	07-MAY-2010 06:34:37	Bright	45.500	122	9Alp2Lib	2.7470	9700.0	91	42788	No
84	GOM_NL__2PRFIN20100507_063642_000000452089_00149_42788_8277.N1	07-MAY-2010 06:36:42	Bright	44.500	104	27Bet Lib	2.6140	13100.	89	42788	No
85	GOM_NL__2PRFIN20100507_064500_000000372089_00149_42788_8278.N1	07-MAY-2010 06:45:00	Bright	36.500	111	8Eta Boo	2.6800	6000.0	73	42788	No
86	GOM_NL__2PRFIN20100507_064814_000000432089_00149_42788_8279.N1	07-MAY-2010 06:48:14	Bright	43.000	83		2.3780	11000.	86	42788	No
87	GOM_NL__2PRFIN20100507_065119_000000412089_00149_42788_8280.N1	07-MAY-2010 06:51:19	Bright	41.000	180	27Gam Boo	3.0400	8000.0	82	42788	No
88	GOM_NL__2PRFIN20100507_065351_000000382089_00149_42788_8281.N1	07-MAY-2010 06:53:51	Bright	38.000	39	85Eta UMa	1.8540	24000.	76	42788	No
89	GOM_NL__2PRFIN20100507_065519_000000382089_00149_42788_8282.N1	07-MAY-2010 06:55:19	Bright	37.500	55	79Zet UMa	2.0600	10200.	75	42788	No
90	GOM_NL__2PRFIN20100507_070035_000000442089_00149_42788_8283.N1	07-MAY-2010 07:00:35	Bright	44.000	119	14Eta Dra	2.7270	4700.0	88	42788	No
91	GOM_NL__2PRFIN20100507_071117_000000452089_00149_42788_8284.N1	07-MAY-2010 07:11:17	Bright	44.500	89	5Alp Cep	2.4510	8000.0	89	42788	No
92	GOM_NL__2PRFIN20100507_071403_000000352089_00149_42788_8285.N1	07-MAY-2010 07:14:03	Bright	34.500	74	11Bet Cas	2.2680	6600.0	69	42788	No
93	GOM_NL__2PRFIN20100507_072350_000000512089_00149_42788_8286.N1	07-MAY-2010 07:23:50	Twi_and_stray	51.000	93	53Bet Peg	2.5200	3100.0	102	42788	No
94	GOM_NL__2PRFIN20100507_072801_000000492089_00149_42788_8287.N1	07-MAY-2010 07:28:01	Dark	48.500	90	54Alp Peg	2.4870	11000.	97	42788	No
95	GOM_NL__2PRFIN20100507_074107_000000462089_00149_42788_8288.N1	07-MAY-2010 07:41:07	Dark	46.000	18	24Alp PsA	1.1660	9700.0	92	42788	No
96	GOM_NL__2PRFIN20100507_074657_000000442089_00149_42788_8289.N1	07-MAY-2010 07:46:57	Dark	43.500	31	Alp Gru	1.7340	15200.	87	42788	No
97	GOM_NL__2PRFIN20100507_075231_000000412089_00150_42789_8277.N1	07-MAY-2010 07:52:31	Dark	41.000	45	Alp Pav	1.9400	26000.	82	42789	No
98	GOM_NL__2PRFIN20100507_080002_000000452089_00150_42789_8278.N1	07-MAY-2010 08:00:02	Straylight	44.500	141	Bet Ara	2.8400	4600.0	89	42789	No
99	GOM_NL__2PRFIN20100507_080214_000000522089_00150_42789_8279.N1	07-MAY-2010 08:02:14	Straylight	51.500	40	The Sco	1.8590	7100.0	103	42789	No
100	GOM_NL__2PRFIN20100507_080409_000000432089_00150_42789_8280.N1	07-MAY-2010 08:04:09	Straylight	43.000	115	34Ups Sco	2.6960	26000.	86	42789	No
101	GOM_NL__2PRFIN20100507_080651_000000592089_00150_42789_8281.N1	07-MAY-2010 08:06:51	Straylight	58.500	75	26Eps Sco	2.2910	4250.0	117	42789	No

102	GOM_NL__2PRFIN20100507_081048_000000342089_00150_42789_8282.N1	07-MAY-2010 08:10:48	Twilight	34.000	156	20Sig Sco	2.9030	28000.	68	42789	No
103	GOM_NL__2PRFIN20100507_081218_000000582089_00150_42789_8283.N1	07-MAY-2010 08:12:18	Twilight	58.000	80	7Del Sco	2.3160	30000.	116	42789	No
104	GOM_NL__2PRFIN20100507_081513_000000412089_00150_42789_8284.N1	07-MAY-2010 08:15:13	Bright	41.000	122	9Alp2Lib	2.7470	9700.0	82	42789	No
105	GOM_NL__2PRFIN20100507_081718_000000452089_00150_42789_8285.N1	07-MAY-2010 08:17:18	Bright	45.000	104	27Bet Lib	2.6140	13100.	90	42789	No
106	GOM_NL__2PRFIN20100507_082536_000000392089_00150_42789_8286.N1	07-MAY-2010 08:25:36	Bright	38.500	111	8Eta Boo	2.6800	6000.0	77	42789	No
107	GOM_NL__2PRFIN20100507_082850_000000402089_00150_42789_8287.N1	07-MAY-2010 08:28:50	Bright	40.000	83		2.3780	11000.	80	42789	No
108	GOM_NL__2PRFIN20100507_083154_000000402089_00150_42789_8288.N1	07-MAY-2010 08:31:54	Bright	39.500	180	27Gam Boo	3.0400	8000.0	79	42789	No
109	GOM_NL__2PRFIN20100507_083427_000000382089_00150_42789_8289.N1	07-MAY-2010 08:34:27	Bright	37.500	39	85Eta UMa	1.8540	24000.	75	42789	No
110	GOM_NL__2PRFIN20100507_083554_000000372089_00150_42789_8290.N1	07-MAY-2010 08:35:54	Bright	36.500	55	79Zet UMa	2.0600	10200.	73	42789	No
111	GOM_NL__2PRFIN20100507_084111_000000432089_00150_42789_8291.N1	07-MAY-2010 08:41:11	Bright	42.500	119	14Eta Dra	2.7270	4700.0	85	42789	No
112	GOM_NL__2PRFIN20100507_085152_000000452089_00150_42789_8292.N1	07-MAY-2010 08:51:52	Bright	45.000	89	5Alp Cep	2.4510	8000.0	90	42789	No
113	GOM_NL__2PRFIN20100507_085438_000000342089_00150_42789_8293.N1	07-MAY-2010 08:54:38	Bright	34.000	74	11Bet Cas	2.2680	6600.0	68	42789	No
114	GOM_NL__2PRFIN20100507_090426_000000532089_00150_42789_8294.N1	07-MAY-2010 09:04:26	Twilight	52.500	93	53Bet Peg	2.5200	3100.0	105	42789	No
115	GOM_NL__2PRFIN20100507_090838_000000482089_00150_42789_8295.N1	07-MAY-2010 09:08:38	Dark	47.500	90	54Alp Peg	2.4870	11000.	95	42789	No
116	GOM_NL__2PRFIN20100507_092144_000000452089_00150_42789_8296.N1	07-MAY-2010 09:21:44	Dark	44.500	18	24Alp PsA	1.1660	9700.0	89	42789	No
117	GOM_NL__2PRFIN20100507_092734_000000442089_00150_42789_8297.N1	07-MAY-2010 09:27:34	Dark	43.500	31	Alp Gru	1.7340	15200.	87	42789	No
118	GOM_NL__2PRFIN20100507_093308_000000412089_00151_42790_8285.N1	07-MAY-2010 09:33:08	Dark	40.500	45	Alp Pav	1.9400	26000.	81	42790	No
119	GOM_NL__2PRFIN20100507_094039_000000512089_00151_42790_8286.N1	07-MAY-2010 09:40:39	Straylight	50.500	141	Bet Ara	2.8400	4600.0	101	42790	No
120	GOM_NL__2PRFIN20100507_094250_000000562089_00151_42790_8287.N1	07-MAY-2010 09:42:50	Straylight	55.500	40	The Sco	1.8590	7100.0	111	42790	No
121	GOM_NL__2PRFIN20100507_094440_000000252089_00151_42790_8288.N1	07-MAY-2010 09:44:40	Straylight	25.000	25	35Lam Sco	1.6200	28000.	50	42790	No
122	GOM_NL__2PRFIN20100507_094727_000000572089_00151_42790_8289.N1	07-MAY-2010 09:47:27	Straylight	57.000	75	26Eps Sco	2.2910	4250.0	114	42790	No
123	GOM_NL__2PRFIN20100507_095125_000000392089_00151_42790_8290.N1	07-MAY-2010 09:51:25	Twilight	39.000	156	20Sig Sco	2.9030	28000.	78	42790	No
124	GOM_NL__2PRFIN20100507_095254_000000572089_00151_42790_8291.N1	07-MAY-2010 09:52:54	Twilight	56.500	80	7Del Sco	2.3160	30000.	113	42790	No
125	GOM_NL__2PRFIN20100507_095549_000000402089_00151_42790_8292.N1	07-MAY-2010 09:55:49	Bright	40.000	122	9Alp2Lib	2.7470	9700.0	80	42790	No
126	GOM_NL__2PRFIN20100507_095754_000000442089_00151_42790_8293.N1	07-MAY-2010 09:57:54	Bright	44.000	104	27Bet Lib	2.6140	13100.	88	42790	No
127	GOM_NL__2PRFIN20100507_100612_000000402089_00151_42790_8294.N1	07-MAY-2010 10:06:12	Bright	39.500	111	8Eta Boo	2.6800	6000.0	79	42790	No
128	GOM_NL__2PRFIN20100507_100925_000000432089_00151_42790_8295.N1	07-MAY-2010 10:09:25	Bright	42.500	83		2.3780	11000.	85	42790	No
129	GOM_NL__2PRFIN20100507_101230_000000402089_00151_42790_8296.N1	07-MAY-2010 10:12:30	Bright	39.500	180	27Gam Boo	3.0400	8000.0	79	42790	No
130	GOM_NL__2PRFIN20100507_101503_000000382089_00151_42790_8297.N1	07-MAY-2010 10:15:03	Bright	38.000	39	85Eta UMa	1.8540	24000.	76	42790	No
131	GOM_NL__2PRFIN20100507_102146_000000442089_00151_42790_8298.N1	07-MAY-2010 10:21:46	Bright	43.500	119	14Eta Dra	2.7270	4700.0	87	42790	No
132	GOM_NL__2PRFIN20100507_103228_000000562089_00151_42790_8299.N1	07-MAY-2010 10:32:28	Bright	55.500	89	5Alp Cep	2.4510	8000.0	111	42790	No
133	GOM_NL__2PRFIN20100507_103514_000000372089_00151_42790_8300.N1	07-MAY-2010 10:35:14	Bright	36.500	74	11Bet Cas	2.2680	6600.0	73	42790	No
134	GOM_NL__2PRFIN20100507_104502_000000572089_00151_42790_8301.N1	07-MAY-2010 10:45:02	Twilight	56.500	93	53Bet Peg	2.5200	3100.0	113	42790	No
135	GOM_NL__2PRFIN20100507_104914_000000492089_00151_42790_8302.N1	07-MAY-2010 10:49:14	Dark	49.000	90	54Alp Peg	2.4870	11000.	98	42790	No
136	GOM_NL__2PRFIN20100507_110220_000000472089_00151_42790_8303.N1	07-MAY-2010 11:02:20	Dark	46.500	18	24Alp PsA	1.1660	9700.0	93	42790	No
137	GOM_NL__2PRFIN20100507_110810_000000432089_00151_42790_8304.N1	07-MAY-2010 11:08:10	Dark	43.000	31	Alp Gru	1.7340	15200.	86	42790	No
138	GOM_NL__2PRFIN20100507_111345_000000412089_00152_42791_8293.N1	07-MAY-2010 11:13:45	Dark	40.500	45	Alp Pav	1.9400	26000.	81	42791	No
139	GOM_NL__2PRFIN20100507_112115_000000422089_00152_42791_8294.N1	07-MAY-2010 11:21:15	Straylight	41.500	141	Bet Ara	2.8400	4600.0	83	42791	No
140	GOM_NL__2PRFIN20100507_112327_000000522089_00152_42791_8295.N1	07-MAY-2010 11:23:27	Straylight	52.000	40	The Sco	1.8590	7100.0	104	42791	No
141	GOM_NL__2PRFIN20100507_112517_000000252089_00152_42791_8296.N1	07-MAY-2010 11:25:17	Straylight	25.000	25	35Lam Sco	1.6200	28000.	50	42791	No
142	GOM_NL__2PRFIN20100507_112804_000000552089_00152_42791_8297.N1	07-MAY-2010 11:28:04	Straylight	54.500	75	26Eps Sco	2.2910	4250.0	109	42791	No
143	GOM_NL__2PRFIN20100507_113201_000000392089_00152_42791_8298.N1	07-MAY-2010 11:32:01	Twilight	39.000	156	20Sig Sco	2.9030	28000.	78	42791	No
144	GOM_NL__2PRFIN20100507_113330_000000542089_00152_42791_8299.N1	07-MAY-2010 11:33:30	Twilight	54.000	80	7Del Sco	2.3160	30000.	108	42791	No
145	GOM_NL__2PRFIN20100507_113625_000000392089_00152_42791_8300.N1	07-MAY-2010 11:36:25	Bright	39.000	122	9Alp2Lib	2.7470	9700.0	78	42791	No
146	GOM_NL__2PRFIN20100507_113830_000000452089_00152_42791_8301.N1	07-MAY-2010 11:38:30	Bright	44.500	104	27Bet Lib	2.6140	13100.	89	42791	No
147	GOM_NL__2PRFIN20100507_114647_000000372089_00152_42791_8302.N1	07-MAY-2010 11:46:47	Bright	37.000	111	8Eta Boo	2.6800	6000.0	74	42791	No
148	GOM_NL__2PRFIN20100507_115001_000000402089_00152_42791_8303.N1	07-MAY-2010 11:50:01	Bright	40.000	83		2.3780	11000.	80	42791	No
149	GOM_NL__2PRFIN20100507_115306_000000402089_00152_42791_8304.N1	07-MAY-2010 11:53:06	Bright	40.000	180	27Gam Boo	3.0400	8000.0	80	42791	No
150	GOM_NL__2PRFIN20100507_115539_000000392089_00152_42791_8305.N1	07-MAY-2010 11:55:39	Bright	39.000	39	85Eta UMa	1.8540	24000.	78	42791	No
151	GOM_NL__2PRFIN20100507_120221_000000452089_00152_42791_8306.N1	07-MAY-2010 12:02:21	Bright	45.000	119	14Eta Dra	2.7270	4700.0	90	42791	No
152	GOM_NL__2PRFIN20100507_121303_000000512089_00152_42791_8307.N1	07-MAY-2010 12:13:03	Bright	51.000	89	5Alp Cep	2.4510	8000.0	102	42791	No
153	GOM_NL__2PRFIN20100507_121550_000000372089_00152_42791_8308.N1	07-MAY-2010 12:15:50	Bright	37.000	74	11Bet Cas	2.2680	6600.0	74	42791	No
154	GOM_NL__2PRFIN20100507_122538_000000572089_00152_42791_8309.N1	07-MAY-2010 12:25:38	Twilight	57.000	93	53Bet Peg	2.5200	3100.0	114	42791	No
155	GOM_NL__2PRFIN20100507_122950_000000492089_00152_42791_8310.N1	07-MAY-2010 12:29:50	Dark	49.000	90	54Alp Peg	2.4870	11000.	98	42791	No
156	GOM_NL__2PRFIN20100507_124256_000000522089_00152_42791_8311.N1	07-MAY-2010 12:42:56	Dark	52.000	18	24Alp PsA	1.1660	9700.0	104	42791	No
157	GOM_NL__2PRFIN20100507_124847_000000462089_00152_42791_8312.N1	07-MAY-2010 12:48:47	Dark	45.500	31	Alp Gru	1.7340	15200.	91	42791	No
158	GOM_NL__2PRFIN20100507_125422_000000412089_00153_42792_8301.N1	07-MAY-2010 12:54:22	Dark	40.500	45	Alp Pav	1.9400	26000.	81	42792	No
159	GOM_NL__2PRFIN20100507_130151_000000462089_00153_42792_8302.N1	07-MAY-2010 13:01:51	Straylight	45.500	141	Bet Ara	2.8400	4600.0	91	42792	No
160	GOM_NL__2PRFIN20100507_130404_000000502089_00153_42792_8303.N1	07-MAY-2010 13:04:04	Straylight	50.000	40	The Sco	1.8590	7100.0	100	42792	No

161	GOM_NL__2PRFIN20100507_130554_000000272089_00153_42792_8304.N1	07-MAY-2010 13:05:54	Straylight	27.000	25	35Lam Sco	1.6200	28000.	54	42792	No
162	GOM_NL__2PRFIN20100507_130840_000000572089_00153_42792_8305.N1	07-MAY-2010 13:08:40	Straylight	57.000	75	26Eps Sco	2.2910	4250.0	114	42792	No
163	GOM_NL__2PRFIN20100507_131237_000000442089_00153_42792_8306.N1	07-MAY-2010 13:12:37	Tw_i_and_stray	44.000	156	20Sig Sco	2.9030	28000.	88	42792	No
164	GOM_NL__2PRFIN20100507_131406_000000582089_00153_42792_8307.N1	07-MAY-2010 13:14:06	Bright	57.500	80	7Del Sco	2.3160	30000.	115	42792	No
165	GOM_NL__2PRFIN20100507_131701_000000412089_00153_42792_8308.N1	07-MAY-2010 13:17:01	Bright	40.500	122	9Alp2Lib	2.7470	9700.0	81	42792	No
166	GOM_NL__2PRFIN20100507_131905_000000452089_00153_42792_8309.N1	07-MAY-2010 13:19:05	Bright	45.000	104	27Bet Lib	2.6140	13100.	90	42792	No
167	GOM_NL__2PRFIN20100507_132723_000000362089_00153_42792_8310.N1	07-MAY-2010 13:27:23	Bright	35.500	111	8Eta Boo	2.6800	6000.0	71	42792	No
168	GOM_NL__2PRFIN20100507_133036_000000402089_00153_42792_8311.N1	07-MAY-2010 13:30:36	Bright	40.000	83		2.3780	11000.	80	42792	No
169	GOM_NL__2PRFIN20100507_133341_000000402089_00153_42792_8312.N1	07-MAY-2010 13:33:41	Bright	39.500	180	27Gam Boo	3.0400	8000.0	79	42792	No
170	GOM_NL__2PRFIN20100507_133614_000000382089_00153_42792_8313.N1	07-MAY-2010 13:36:14	Bright	37.500	39	85Eta UMa	1.8540	24000.	75	42792	No
171	GOM_NL__2PRFIN20100507_134256_000000442089_00153_42792_8314.N1	07-MAY-2010 13:42:56	Bright	43.500	119	14Eta Dra	2.7270	4700.0	87	42792	No
172	GOM_NL__2PRFIN20100507_135339_000000432089_00153_42792_8315.N1	07-MAY-2010 13:53:39	Bright	43.000	89	5Alp Cep	2.4510	8000.0	86	42792	No
173	GOM_NL__2PRFIN20100507_135626_000000342089_00153_42792_8316.N1	07-MAY-2010 13:56:26	Bright	33.500	74	11Bet Cas	2.2680	6600.0	67	42792	No
174	GOM_NL__2PRFIN20100507_140614_000000552089_00153_42792_8317.N1	07-MAY-2010 14:06:14	Tw_i_and_stray	54.500	93	53Bet Peg	2.5200	3100.0	109	42792	No
175	GOM_NL__2PRFIN20100507_141027_000000482089_00153_42792_8318.N1	07-MAY-2010 14:10:27	Dark	47.500	90	54Alp Peg	2.4870	11000.	95	42792	No
176	GOM_NL__2PRFIN20100507_142333_000000502089_00153_42792_8319.N1	07-MAY-2010 14:23:33	Dark	50.000	18	24Alp PsA	1.1660	9700.0	100	42792	No
177	GOM_NL__2PRFIN20100507_142923_000000492089_00153_42792_8320.N1	07-MAY-2010 14:29:23	Dark	48.500	31	Alp Gru	1.7340	15200.	97	42792	No
178	GOM_NL__2PRFIN20100507_143458_000000432089_00154_42793_8309.N1	07-MAY-2010 14:34:58	Dark	42.500	45	Alp Pav	1.9400	26000.	85	42793	No
179	GOM_NL__2PRFIN20100507_144228_000000442089_00154_42793_8310.N1	07-MAY-2010 14:42:28	Straylight	43.500	141	Bet Ara	2.8400	4600.0	87	42793	No
180	GOM_NL__2PRFIN20100507_144441_000000492089_00154_42793_8311.N1	07-MAY-2010 14:44:41	Straylight	49.000	40	The Sco	1.8590	7100.0	98	42793	No
181	GOM_NL__2PRFIN20100507_144630_000000272089_00154_42793_8312.N1	07-MAY-2010 14:46:30	Straylight	27.000	25	35Lam Sco	1.6200	28000.	54	42793	No
182	GOM_NL__2PRFIN20100507_144916_000000582089_00154_42793_8313.N1	07-MAY-2010 14:49:16	Straylight	58.000	75	26Eps Sco	2.2910	4250.0	116	42793	No
183	GOM_NL__2PRFIN20100507_145313_000000442089_00154_42793_8314.N1	07-MAY-2010 14:53:13	Tw_i_and_stray	44.000	156	20Sig Sco	2.9030	28000.	88	42793	No
184	GOM_NL__2PRFIN20100507_145442_000000582089_00154_42793_8315.N1	07-MAY-2010 14:54:42	Bright	57.500	80	7Del Sco	2.3160	30000.	115	42793	No
185	GOM_NL__2PRFIN20100507_145737_000000402089_00154_42793_8316.N1	07-MAY-2010 14:57:37	Bright	40.000	122	9Alp2Lib	2.7470	9700.0	80	42793	No
186	GOM_NL__2PRFIN20100507_150759_000000362089_00154_42793_8317.N1	07-MAY-2010 15:07:59	Bright	36.000	111	8Eta Boo	2.6800	6000.0	72	42793	No
187	GOM_NL__2PRFIN20100507_151112_000000412089_00154_42793_8318.N1	07-MAY-2010 15:11:12	Bright	41.000	83		2.3780	11000.	82	42793	No
188	GOM_NL__2PRFIN20100507_151417_000000402089_00154_42793_8319.N1	07-MAY-2010 15:14:17	Bright	40.000	180	27Gam Boo	3.0400	8000.0	80	42793	No
189	GOM_NL__2PRFIN20100507_151650_000000382089_00154_42793_8320.N1	07-MAY-2010 15:16:50	Bright	37.500	39	85Eta UMa	1.8540	24000.	75	42793	No
190	GOM_NL__2PRFIN20100507_152332_000000432089_00154_42793_8321.N1	07-MAY-2010 15:23:32	Bright	42.500	119	14Eta Dra	2.7270	4700.0	85	42793	No
191	GOM_NL__2PRFIN20100507_153415_000000452089_00154_42793_8322.N1	07-MAY-2010 15:34:15	Bright	44.500	89	5Alp Cep	2.4510	8000.0	89	42793	No
192	GOM_NL__2PRFIN20100507_153702_000000432089_00154_42793_8323.N1	07-MAY-2010 15:37:02	Bright	42.500	74	11Bet Cas	2.2680	6600.0	85	42793	No
193	GOM_NL__2PRFIN20100507_154650_000000512089_00154_42793_8324.N1	07-MAY-2010 15:46:50	Tw_i_and_stray	51.000	93	53Bet Peg	2.5200	3100.0	102	42793	No
194	GOM_NL__2PRFIN20100507_155103_000000492089_00154_42793_8325.N1	07-MAY-2010 15:51:03	Dark	48.500	90	54Alp Peg	2.4870	11000.	97	42793	No
195	GOM_NL__2PRFIN20100507_160410_000000452089_00154_42793_8326.N1	07-MAY-2010 16:04:10	Dark	45.000	18	24Alp PsA	1.1660	9700.0	90	42793	No
196	GOM_NL__2PRFIN20100507_161000_000000502089_00154_42793_8327.N1	07-MAY-2010 16:10:00	Dark	49.500	31	Alp Gru	1.7340	15200.	99	42793	No
197	GOM_NL__2PRFIN20100507_161535_000000422089_00155_42794_8337.N1	07-MAY-2010 16:15:35	Dark	42.000	45	Alp Pav	1.9400	26000.	84	42794	No
198	GOM_NL__2PRFIN20100507_162305_000000512089_00155_42794_8338.N1	07-MAY-2010 16:23:05	Straylight	50.500	141	Bet Ara	2.8400	4600.0	101	42794	No
199	GOM_NL__2PRFIN20100507_162517_000000542089_00155_42794_8339.N1	07-MAY-2010 16:25:17	Straylight	54.000	40	The Sco	1.8590	7100.0	108	42794	No
200	GOM_NL__2PRFIN20100507_162708_000000292089_00155_42794_8340.N1	07-MAY-2010 16:27:08	Straylight	29.000	25	35Lam Sco	1.6200	28000.	58	42794	No
201	GOM_NL__2PRFIN20100507_162953_000000552089_00155_42794_8341.N1	07-MAY-2010 16:29:53	Straylight	54.500	75	26Eps Sco	2.2910	4250.0	109	42794	No
202	GOM_NL__2PRFIN20100507_163350_000000492089_00155_42794_8342.N1	07-MAY-2010 16:33:50	Tw_i_and_stray	49.000	156	20Sig Sco	2.9030	28000.	98	42794	No
203	GOM_NL__2PRFIN20100507_163518_000000562089_00155_42794_8343.N1	07-MAY-2010 16:35:18	Bright	55.500	80	7Del Sco	2.3160	30000.	111	42794	No
204	GOM_NL__2PRFIN20100507_163813_000000412089_00155_42794_8344.N1	07-MAY-2010 16:38:13	Bright	41.000	122	9Alp2Lib	2.7470	9700.0	82	42794	No
205	GOM_NL__2PRFIN20100507_164017_000000452089_00155_42794_8345.N1	07-MAY-2010 16:40:17	Bright	45.000	104	27Bet Lib	2.6140	13100.	90	42794	No
206	GOM_NL__2PRFIN20100507_164835_000000382089_00155_42794_8346.N1	07-MAY-2010 16:48:35	Bright	37.500	111	8Eta Boo	2.6800	6000.0	75	42794	No
207	GOM_NL__2PRFIN20100507_165148_000000432089_00155_42794_8347.N1	07-MAY-2010 16:51:48	Bright	43.000	83		2.3780	11000.	86	42794	No
208	GOM_NL__2PRFIN20100507_165452_000000382089_00155_42794_8348.N1	07-MAY-2010 16:54:52	Bright	38.000	180	27Gam Boo	3.0400	8000.0	76	42794	No
209	GOM_NL__2PRFIN20100507_165726_000000392089_00155_42794_8349.N1	07-MAY-2010 16:57:26	Bright	38.500	39	85Eta UMa	1.8540	24000.	77	42794	No
210	GOM_NL__2PRFIN20100507_170407_000000442089_00155_42794_8350.N1	07-MAY-2010 17:04:07	Bright	44.000	119	14Eta Dra	2.7270	4700.0	88	42794	No
211	GOM_NL__2PRFIN20100507_171450_000000452089_00155_42794_8351.N1	07-MAY-2010 17:14:50	Bright	45.000	89	5Alp Cep	2.4510	8000.0	90	42794	No
212	GOM_NL__2PRFIN20100507_171738_000000442089_00155_42794_8352.N1	07-MAY-2010 17:17:38	Bright	44.000	74	11Bet Cas	2.2680	6600.0	88	42794	No
213	GOM_NL__2PRFIN20100507_172726_000000562089_00155_42794_8353.N1	07-MAY-2010 17:27:26	Tw_i_and_stray	55.500	93	53Bet Peg	2.5200	3100.0	111	42794	No
214	GOM_NL__2PRFIN20100507_173139_000000472089_00155_42794_8354.N1	07-MAY-2010 17:31:39	Dark	46.500	90	54Alp Peg	2.4870	11000.	93	42794	No
215	GOM_NL__2PRFIN20100507_174446_000000472089_00155_42794_8355.N1	07-MAY-2010 17:44:46	Dark	46.500	18	24Alp PsA	1.1660	9700.0	93	42794	No
216	GOM_NL__2PRFIN20100507_175037_000000472089_00155_42794_8356.N1	07-MAY-2010 17:50:37	Dark	46.500	31	Alp Gru	1.7340	15200.	93	42794	No
217	GOM_NL__2PRFIN20100507_175611_000000432089_00156_42795_8345.N1	07-MAY-2010 17:56:11	Dark	42.500	45	Alp Pav	1.9400	26000.	85	42795	No
218	GOM_NL__2PRFIN20100507_180341_000000422089_00156_42795_8346.N1	07-MAY-2010 18:03:41	Straylight	42.000	141	Bet Ara	2.8400	4600.0	84	42795	No
219	GOM_NL__2PRFIN20100507_180554_000000552089_00156_42795_8347.N1	07-MAY-2010 18:05:54	Straylight	55.000	40	The Sco	1.8590	7100.0	110	42795	No

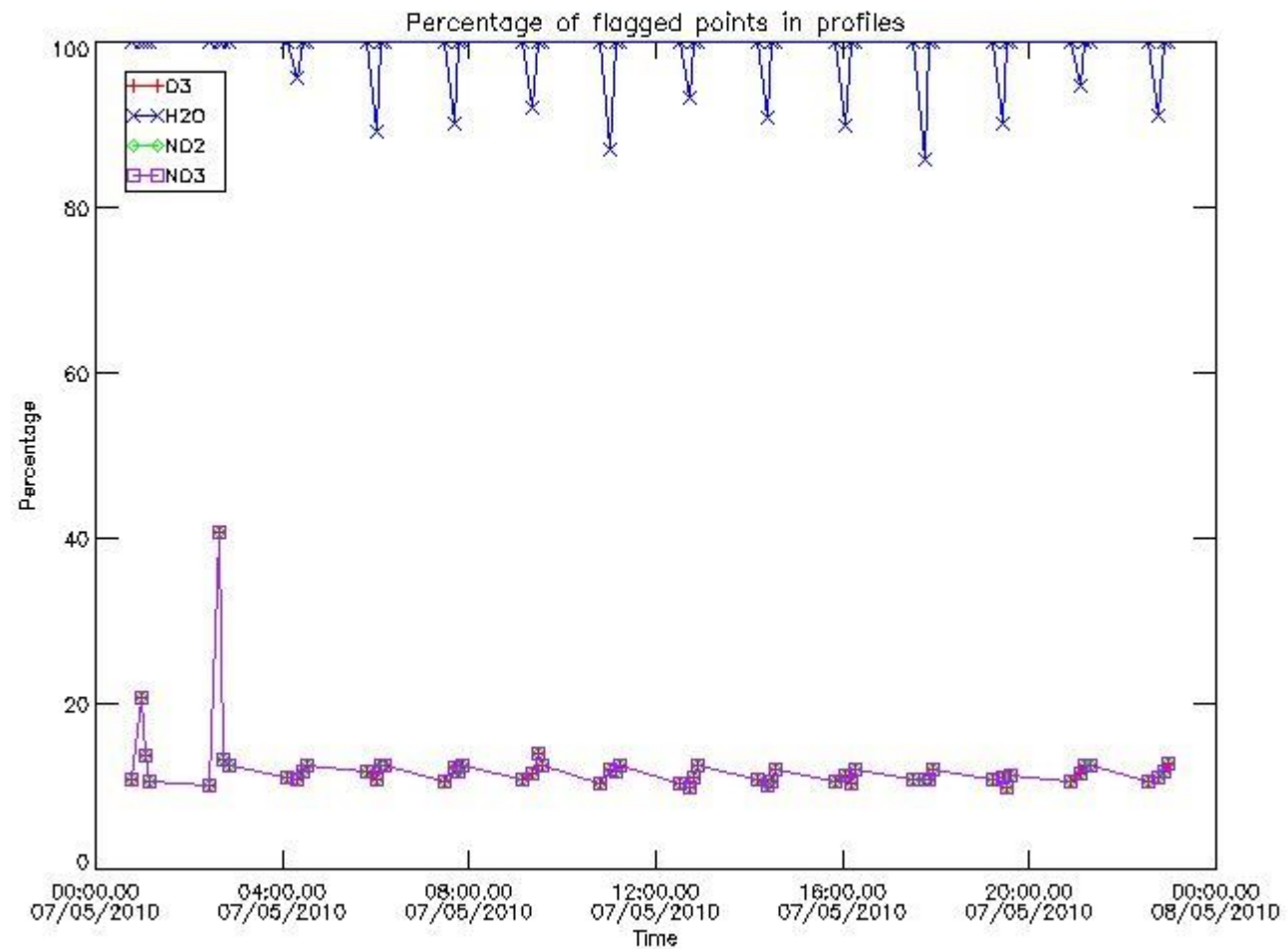
220	GOM_NL__2PRFIN20100507_180744_000000292089_00156_42795_8348.N1	07-MAY-2010 18:07:44	Straylight	29.000	25	35Lam Sco	1.6200	28000.	58	42795	No
221	GOM_NL__2PRFIN20100507_181030_000000582089_00156_42795_8349.N1	07-MAY-2010 18:10:30	Straylight	57.500	75	26Eps Sco	2.2910	4250.0	115	42795	No
222	GOM_NL__2PRFIN20100507_181426_000000492089_00156_42795_8350.N1	07-MAY-2010 18:14:26	Tw_i_and_stray	49.000	156	20Sig Sco	2.9030	28000.	98	42795	No
223	GOM_NL__2PRFIN20100507_181555_000000552089_00156_42795_8351.N1	07-MAY-2010 18:15:55	Bright	55.000	80	7Del Sco	2.3160	30000.	110	42795	No
224	GOM_NL__2PRFIN20100507_181849_000000412089_00156_42795_8352.N1	07-MAY-2010 18:18:49	Bright	40.500	122	9Alp2Lib	2.7470	9700.0	81	42795	No
225	GOM_NL__2PRFIN20100507_182053_000000452089_00156_42795_8353.N1	07-MAY-2010 18:20:53	Bright	44.500	104	27Bet Lib	2.6140	13100.	89	42795	No
226	GOM_NL__2PRFIN20100507_182911_000000372089_00156_42795_8354.N1	07-MAY-2010 18:29:11	Bright	36.500	111	8Eta Boo	2.6800	6000.0	73	42795	No
227	GOM_NL__2PRFIN20100507_183223_000000432089_00156_42795_8355.N1	07-MAY-2010 18:32:23	Bright	43.000	83		2.3780	11000.	86	42795	No
228	GOM_NL__2PRFIN20100507_183528_000000402089_00156_42795_8356.N1	07-MAY-2010 18:35:28	Bright	39.500	180	27Gam Boo	3.0400	8000.0	79	42795	No
229	GOM_NL__2PRFIN20100507_183802_000000382089_00156_42795_8357.N1	07-MAY-2010 18:38:02	Bright	37.500	39	85Eta UMa	1.8540	24000.	75	42795	No
230	GOM_NL__2PRFIN20100507_184443_000000572089_00156_42795_8358.N1	07-MAY-2010 18:44:43	Bright	57.000	119	14Eta Dra	2.7270	4700.0	114	42795	No
231	GOM_NL__2PRFIN20100507_185526_000000522089_00156_42795_8359.N1	07-MAY-2010 18:55:26	Bright	51.500	89	5Alp Cep	2.4510	8000.0	103	42795	No
232	GOM_NL__2PRFIN20100507_185814_000000342089_00156_42795_8360.N1	07-MAY-2010 18:58:14	Bright	33.500	74	11Bet Cas	2.2680	6600.0	67	42795	No
233	GOM_NL__2PRFIN20100507_190802_000000512089_00156_42795_8361.N1	07-MAY-2010 19:08:02	Tw_i_and_stray	50.500	93	53Bet Peg	2.5200	3100.0	101	42795	No
234	GOM_NL__2PRFIN20100507_191215_000000482089_00156_42795_8362.N1	07-MAY-2010 19:12:15	Dark	47.500	90	54Alp Peg	2.4870	11000.	95	42795	No
235	GOM_NL__2PRFIN20100507_192523_000000462089_00156_42795_8363.N1	07-MAY-2010 19:25:23	Dark	46.000	18	24Alp PsA	1.1660	9700.0	92	42795	No
236	GOM_NL__2PRFIN20100507_193113_000000512089_00156_42795_8364.N1	07-MAY-2010 19:31:13	Dark	51.000	31	Alp Gru	1.7340	15200.	102	42795	No
237	GOM_NL__2PRFIN20100507_193648_000000452089_00157_42796_8353.N1	07-MAY-2010 19:36:48	Dark	45.000	45	Alp Pav	1.9400	26000.	90	42796	No
238	GOM_NL__2PRFIN20100507_194418_000000512089_00157_42796_8354.N1	07-MAY-2010 19:44:18	Straylight	51.000	141	Bet Ara	2.8400	4600.0	102	42796	No
239	GOM_NL__2PRFIN20100507_194631_000000542089_00157_42796_8355.N1	07-MAY-2010 19:46:31	Straylight	53.500	40	The Sco	1.8590	7100.0	107	42796	No
240	GOM_NL__2PRFIN20100507_194821_000000322089_00157_42796_8356.N1	07-MAY-2010 19:48:21	Straylight	32.000	25	35Lam Sco	1.6200	28000.	64	42796	No
241	GOM_NL__2PRFIN20100507_195106_000000552089_00157_42796_8357.N1	07-MAY-2010 19:51:06	Straylight	54.500	75	26Eps Sco	2.2910	4250.0	109	42796	No
242	GOM_NL__2PRFIN20100507_195503_000000532089_00157_42796_8358.N1	07-MAY-2010 19:55:03	Tw_i_and_stray	53.000	156	20Sig Sco	2.9030	28000.	106	42796	No
243	GOM_NL__2PRFIN20100507_195631_000000572089_00157_42796_8359.N1	07-MAY-2010 19:56:31	Bright	57.000	80	7Del Sco	2.3160	30000.	114	42796	No
244	GOM_NL__2PRFIN20100507_195925_000000412089_00157_42796_8360.N1	07-MAY-2010 19:59:25	Bright	41.000	122	9Alp2Lib	2.7470	9700.0	82	42796	No
245	GOM_NL__2PRFIN20100507_200129_000000462089_00157_42796_8361.N1	07-MAY-2010 20:01:29	Bright	45.500	104	27Bet Lib	2.6140	13100.	91	42796	No
246	GOM_NL__2PRFIN20100507_200947_000000362089_00157_42796_8362.N1	07-MAY-2010 20:09:47	Bright	36.000	111	8Eta Boo	2.6800	6000.0	72	42796	No
247	GOM_NL__2PRFIN20100507_201259_000000452089_00157_42796_8363.N1	07-MAY-2010 20:12:59	Bright	44.500	83		2.3780	11000.	89	42796	No
248	GOM_NL__2PRFIN20100507_201604_000000422089_00157_42796_8364.N1	07-MAY-2010 20:16:04	Bright	41.500	180	27Gam Boo	3.0400	8000.0	83	42796	No
249	GOM_NL__2PRFIN20100507_201837_000000392089_00157_42796_8365.N1	07-MAY-2010 20:18:37	Bright	38.500	39	85Eta UMa	1.8540	24000.	77	42796	No
250	GOM_NL__2PRFIN20100507_202518_000000592089_00157_42796_8366.N1	07-MAY-2010 20:25:18	Bright	59.000	119	14Eta Dra	2.7270	4700.0	118	42796	No
251	GOM_NL__2PRFIN20100507_203601_000000632089_00157_42796_8367.N1	07-MAY-2010 20:36:01	Bright	63.000	89	5Alp Cep	2.4510	8000.0	126	42796	No
252	GOM_NL__2PRFIN20100507_203850_000000382089_00157_42796_8368.N1	07-MAY-2010 20:38:50	Bright	37.500	74	11Bet Cas	2.2680	6600.0	75	42796	No
253	GOM_NL__2PRFIN20100507_204839_000000532089_00157_42796_8369.N1	07-MAY-2010 20:48:39	Tw_i_and_stray	52.500	93	53Bet Peg	2.5200	3100.0	105	42796	No
254	GOM_NL__2PRFIN20100507_205252_000000492089_00157_42796_8370.N1	07-MAY-2010 20:52:52	Dark	48.500	90	54Alp Peg	2.4870	11000.	97	42796	No
255	GOM_NL__2PRFIN20100507_210559_000000482089_00157_42796_8371.N1	07-MAY-2010 21:05:59	Dark	48.000	18	24Alp PsA	1.1660	9700.0	96	42796	No
256	GOM_NL__2PRFIN20100507_211150_000000412089_00157_42796_8372.N1	07-MAY-2010 21:11:50	Dark	41.000	31	Alp Gru	1.7340	15200.	82	42796	No
257	GOM_NL__2PRFIN20100507_211725_000000412089_00158_42797_8361.N1	07-MAY-2010 21:17:25	Dark	41.000	45	Alp Pav	1.9400	26000.	82	42797	No
258	GOM_NL__2PRFIN20100507_212454_000000502089_00158_42797_8362.N1	07-MAY-2010 21:24:54	Straylight	50.000	141	Bet Ara	2.8400	4600.0	100	42797	No
259	GOM_NL__2PRFIN20100507_212707_000000562089_00158_42797_8363.N1	07-MAY-2010 21:27:07	Straylight	56.000	40	The Sco	1.8590	7100.0	112	42797	No
260	GOM_NL__2PRFIN20100507_212858_000000322089_00158_42797_8364.N1	07-MAY-2010 21:28:58	Straylight	32.000	25	35Lam Sco	1.6200	28000.	64	42797	No
261	GOM_NL__2PRFIN20100507_213143_000000552089_00158_42797_8365.N1	07-MAY-2010 21:31:43	Straylight	55.000	75	26Eps Sco	2.2910	4250.0	110	42797	No
262	GOM_NL__2PRFIN20100507_213539_000000532089_00158_42797_8366.N1	07-MAY-2010 21:35:39	Tw_i_and_stray	53.000	156	20Sig Sco	2.9030	28000.	106	42797	No
263	GOM_NL__2PRFIN20100507_213707_000000562089_00158_42797_8367.N1	07-MAY-2010 21:37:07	Bright	55.500	80	7Del Sco	2.3160	30000.	111	42797	No
264	GOM_NL__2PRFIN20100507_214001_000000402089_00158_42797_8368.N1	07-MAY-2010 21:40:01	Bright	39.500	122	9Alp2Lib	2.7470	9700.0	79	42797	No
265	GOM_NL__2PRFIN20100507_214205_000000452089_00158_42797_8369.N1	07-MAY-2010 21:42:05	Bright	44.500	104	27Bet Lib	2.6140	13100.	89	42797	No
266	GOM_NL__2PRFIN20100507_215022_000000362089_00158_42797_8370.N1	07-MAY-2010 21:50:22	Bright	36.000	111	8Eta Boo	2.6800	6000.0	72	42797	No
267	GOM_NL__2PRFIN20100507_215334_000000412089_00158_42797_8371.N1	07-MAY-2010 21:53:34	Bright	41.000	83		2.3780	11000.	82	42797	No
268	GOM_NL__2PRFIN20100507_215639_000000402089_00158_42797_8372.N1	07-MAY-2010 21:56:39	Bright	40.000	180	27Gam Boo	3.0400	8000.0	80	42797	No
269	GOM_NL__2PRFIN20100507_215914_000000372089_00158_42797_8373.N1	07-MAY-2010 21:59:14	Bright	37.000	39	85Eta UMa	1.8540	24000.	74	42797	No
270	GOM_NL__2PRFIN20100507_220553_000000442089_00158_42797_8374.N1	07-MAY-2010 22:05:53	Bright	43.500	119	14Eta Dra	2.7270	4700.0	87	42797	No
271	GOM_NL__2PRFIN20100507_221637_000000452089_00158_42797_8375.N1	07-MAY-2010 22:16:37	Bright	44.500	89	5Alp Cep	2.4510	8000.0	89	42797	No
272	GOM_NL__2PRFIN20100507_221926_000000372089_00158_42797_8376.N1	07-MAY-2010 22:19:26	Bright	37.000	74	11Bet Cas	2.2680	6600.0	74	42797	No
273	GOM_NL__2PRFIN20100507_222915_000000512089_00158_42797_8377.N1	07-MAY-2010 22:29:15	Tw_i_and_stray	51.000	93	53Bet Peg	2.5200	3100.0	102	42797	No
274	GOM_NL__2PRFIN20100507_223328_000000482089_00158_42797_8378.N1	07-MAY-2010 22:33:28	Dark	48.000	90	54Alp Peg	2.4870	11000.	96	42797	No
275	GOM_NL__2PRFIN20100507_224636_000000462089_00158_42797_8379.N1	07-MAY-2010 22:46:36	Dark	45.500	18	24Alp PsA	1.1660	9700.0	91	42797	No
276	GOM_NL__2PRFIN20100507_225226_000000432089_00158_42797_8380.N1	07-MAY-2010 22:52:26	Dark	43.000	31	Alp Gru	1.7340	15200.	86	42797	No
277	GOM_NL__2PRFIN20100507_225801_000000402089_00159_42798_8369.N1	07-MAY-2010 22:58:01	Dark	40.000	45	Alp Pav	1.9400	26000.	80	42798	No
278	GOM_NL__2PRFIN20100507_230531_000000522089_00159_42798_8370.N1	07-MAY-2010 23:05:31	Straylight	51.500	141	Bet Ara	2.8400	4600.0	103	42798	No

279	GOM_NL__2PRFIN20100507_230744_000000532089_00159_42798_8371.N1	07-MAY-2010 23:07:44	Straylight	52.500	40	The Sco	1.8590	7100.0	105	42798	No
280	GOM_NL__2PRFIN20100507_230934_000000342089_00159_42798_8372.N1	07-MAY-2010 23:09:34	Straylight	34.000	25	35Lam Sco	1.6200	28000.	68	42798	No
281	GOM_NL__2PRFIN20100507_231219_000000572089_00159_42798_8373.N1	07-MAY-2010 23:12:19	Straylight	57.000	75	26Eps Sco	2.2910	4250.0	114	42798	No
282	GOM_NL__2PRFIN20100507_231455_000000252089_00159_42798_8374.N1	07-MAY-2010 23:14:55	Tw_i_and_stray	25.000	136	23Tau Sco	2.8220	30000.	50	42798	No
283	GOM_NL__2PRFIN20100507_231615_000000542089_00159_42798_8375.N1	07-MAY-2010 23:16:15	Tw_i_and_stray	53.500	156	20Sig Sco	2.9030	28000.	107	42798	No
284	GOM_NL__2PRFIN20100507_231743_000000582089_00159_42798_8376.N1	07-MAY-2010 23:17:43	Bright	57.500	80	7Del Sco	2.3160	30000.	115	42798	No
285	GOM_NL__2PRFIN20100507_232037_000000402089_00159_42798_8377.N1	07-MAY-2010 23:20:37	Bright	40.000	122	9Alp2Lib	2.7470	9700.0	80	42798	No
286	GOM_NL__2PRFIN20100507_232241_000000452089_00159_42798_8378.N1	07-MAY-2010 23:22:41	Bright	44.500	104	27Bet Lib	2.6140	13100.	89	42798	No
287	GOM_NL__2PRFIN20100507_233058_000000372089_00159_42798_8379.N1	07-MAY-2010 23:30:58	Bright	36.500	111	8Eta Boo	2.6800	6000.0	73	42798	No
288	GOM_NL__2PRFIN20100507_233409_000000402089_00159_42798_8380.N1	07-MAY-2010 23:34:09	Bright	40.000	83		2.3780	11000.	80	42798	No
289	GOM_NL__2PRFIN20100507_233715_000000372089_00159_42798_8381.N1	07-MAY-2010 23:37:15	Bright	37.000	180	27Gam Boo	3.0400	8000.0	74	42798	No
290	GOM_NL__2PRFIN20100507_233949_000000382089_00159_42798_8382.N1	07-MAY-2010 23:39:49	Bright	37.500	39	85Eta UMa	1.8540	24000.	75	42798	No
291	GOM_NL__2PRFIN20100507_234629_000000442089_00159_42798_8383.N1	07-MAY-2010 23:46:29	Bright	44.000	119	14Eta Dra	2.7270	4700.0	88	42798	No
292	GOM_NL__2PRFIN20100507_235712_000000452089_00159_42798_8384.N1	07-MAY-2010 23:57:12	Bright	44.500	89	5Alp Cep	2.4510	8000.0	89	42798	No

3. Quality information per product

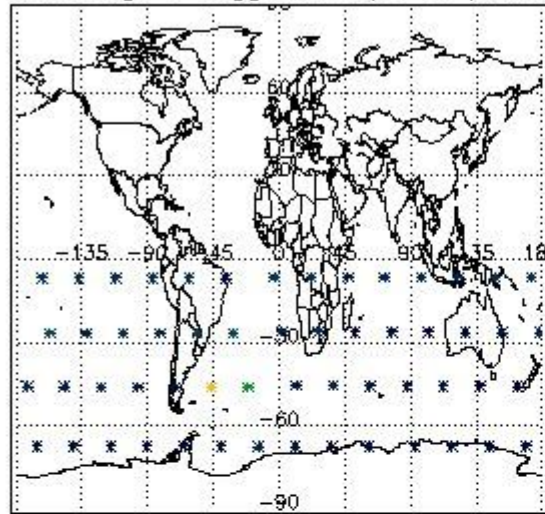
In this section it is plotted some information contained in the Quality Summary data set of the level 2 products. Only products in dark limb conditions and without errors (error flag in the MPH set to "0") are used.

3.1 Plot quality information per product (time dependant)

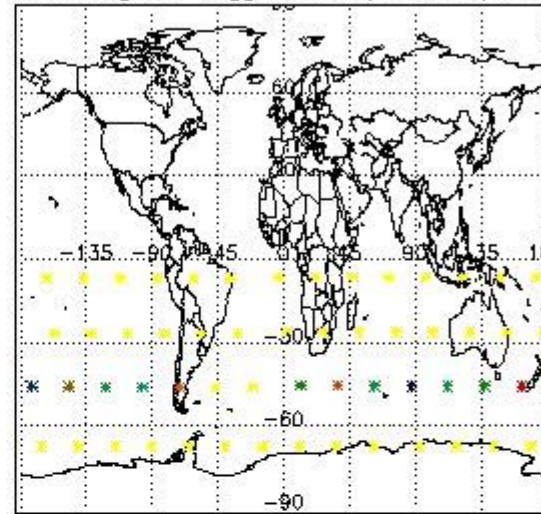


3.2 Plot quality information per product (world map)

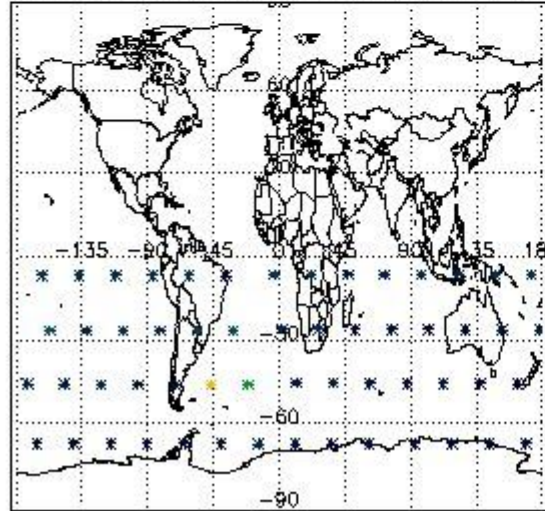
Percentage of flagged data per O3 profile



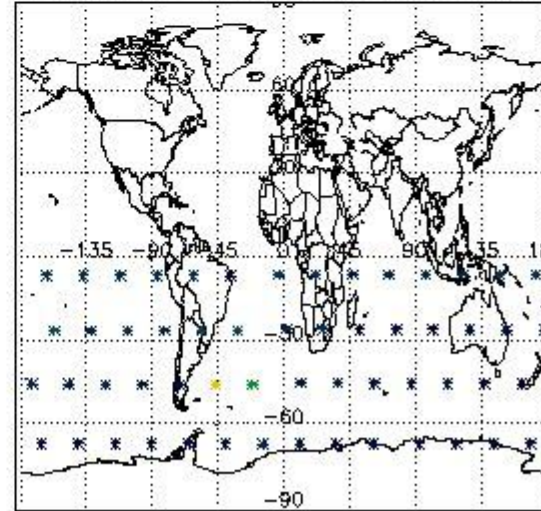
Percentage of flagged data per H2O profile



Percentage of flagged data per NO2 profile



Percentage of flagged data per NO3 profile

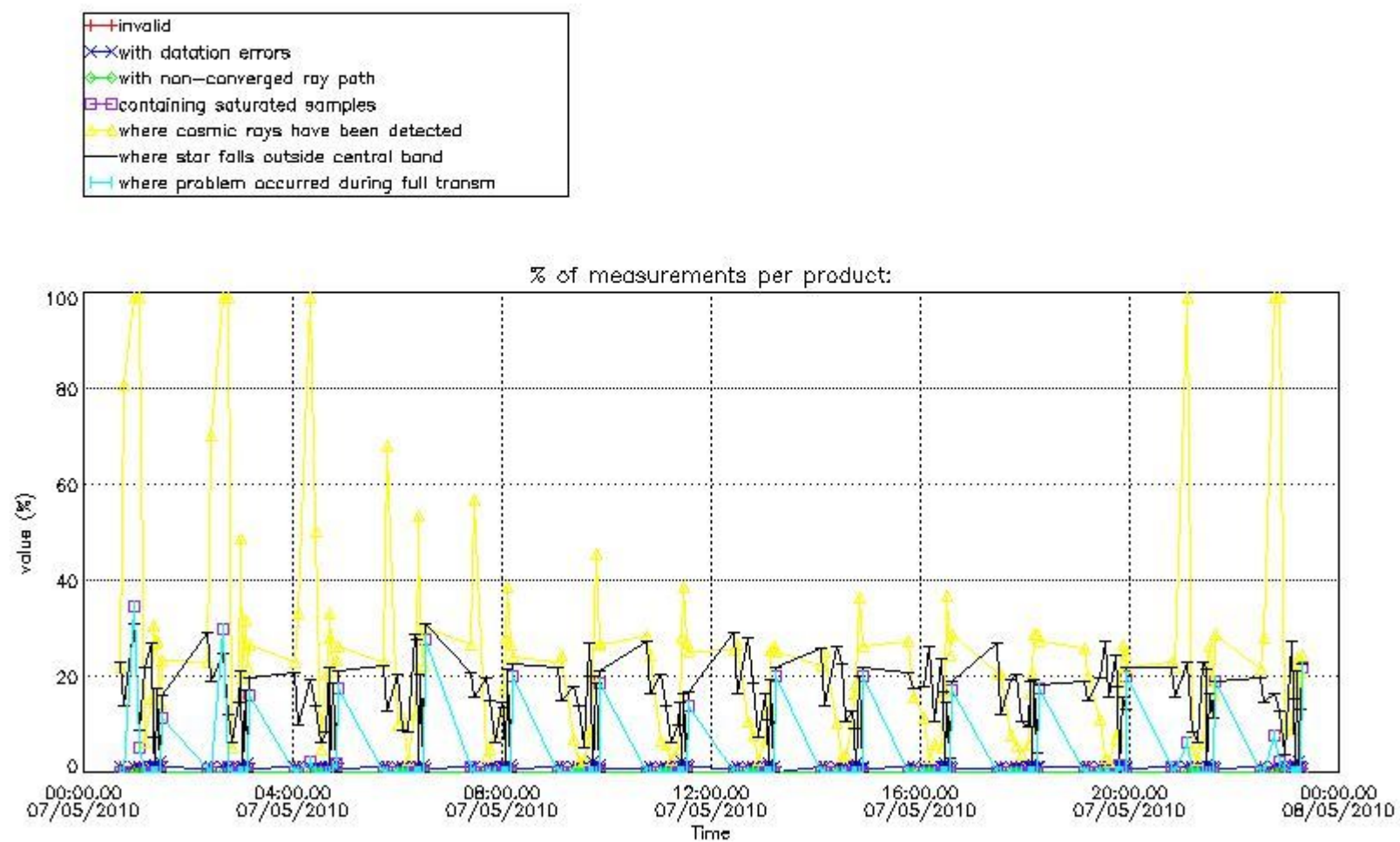


4. Level 1 quality information per product

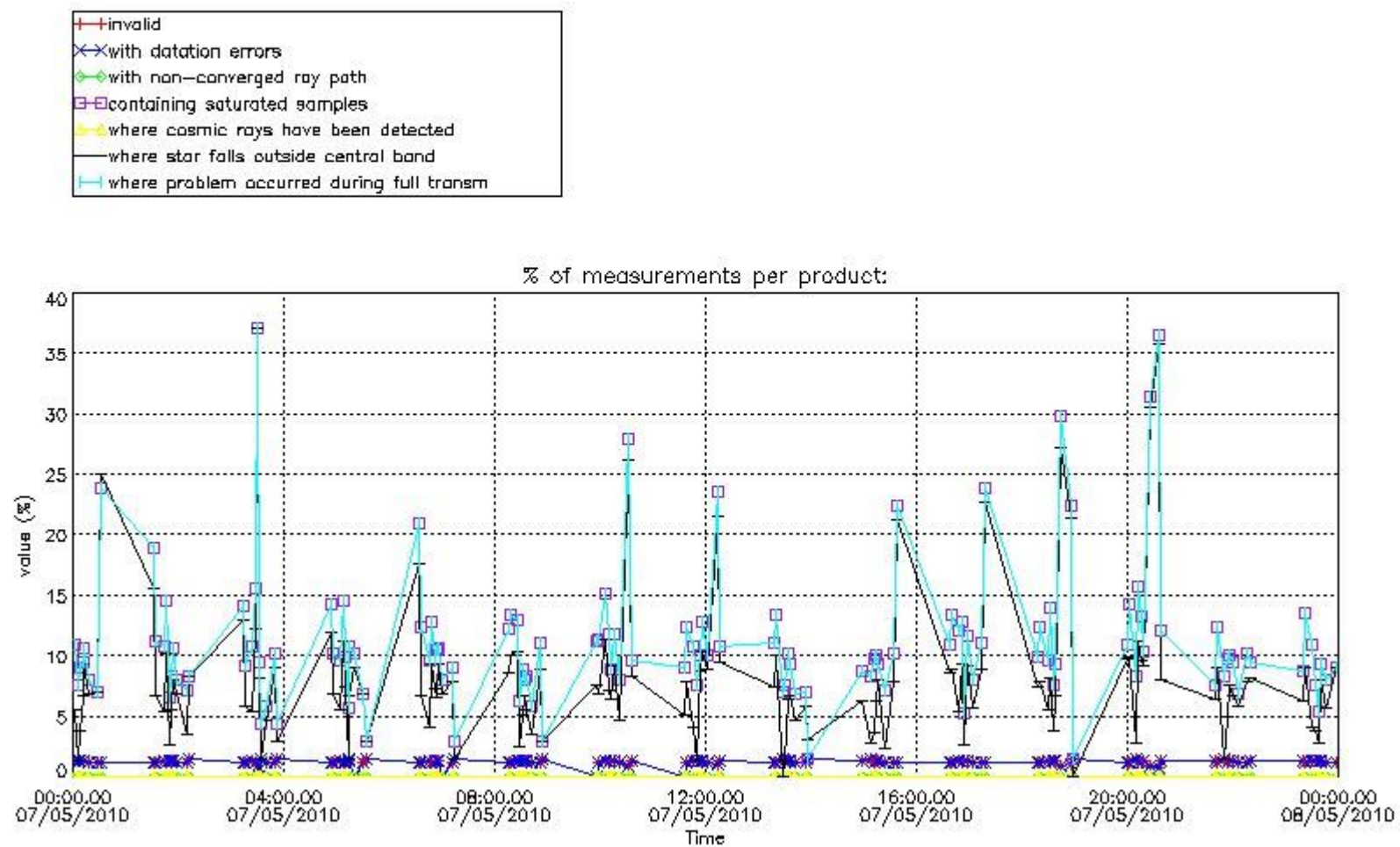
In this section it is plotted some information contained in the Quality Summary data set of the level 2 products that comes from the level 1b processing. Products without errors (error flag in the MPH set to "0") are used.

4.1 Plot quality information per product (time dependant) coming from level 1b processing

4.1.1 Plot level 1 quality information per product (time dependant): ENVISAT ASCENDING passes

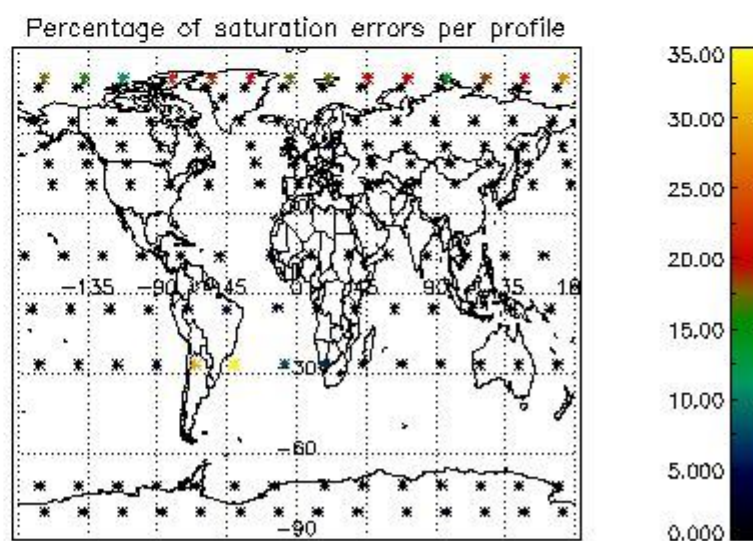
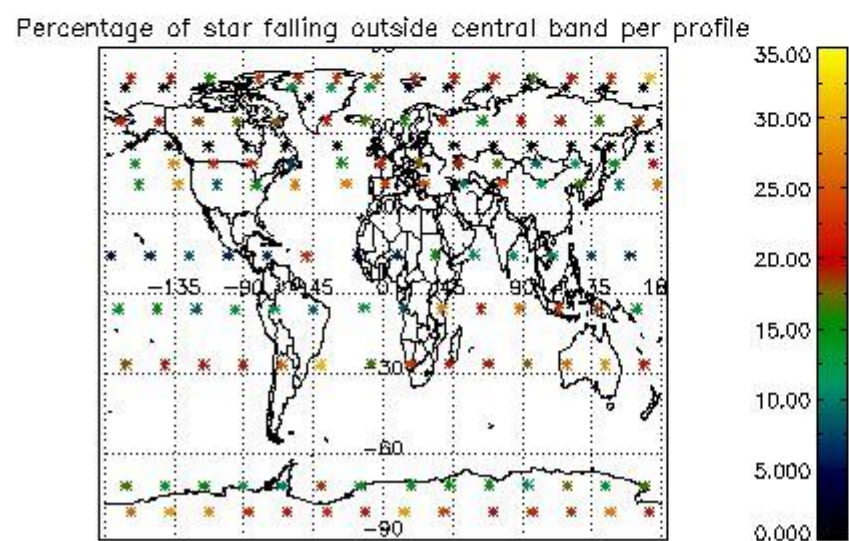
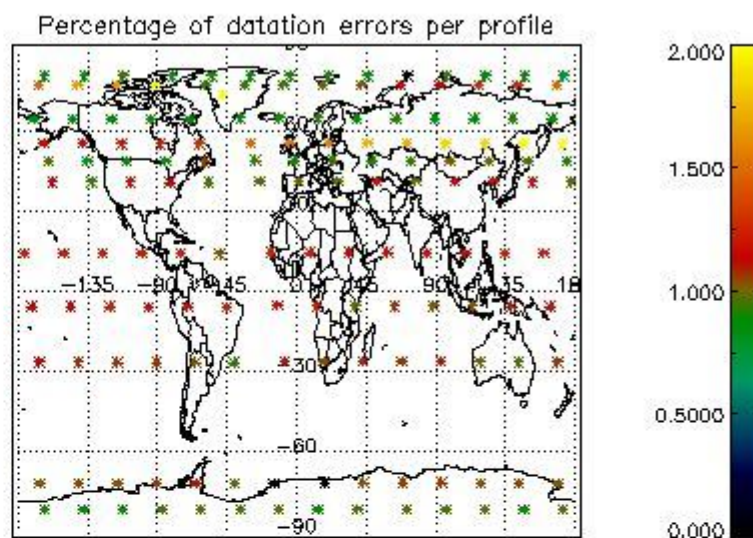
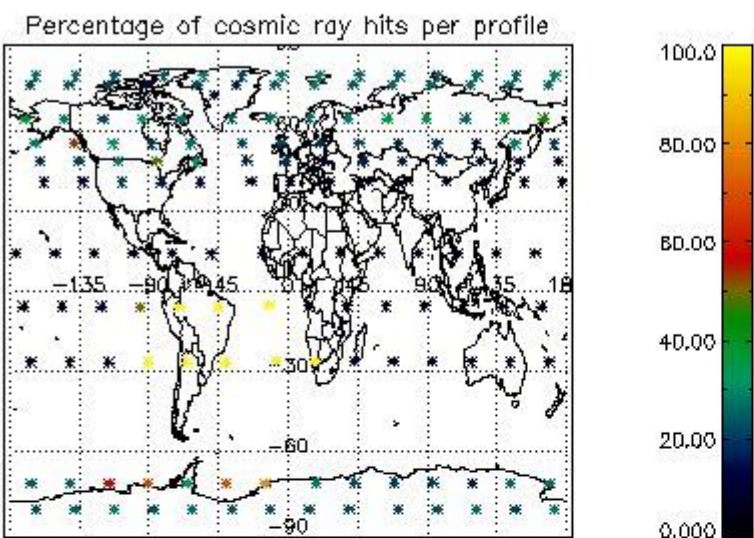


4.1.2 Plot level 1 quality information per product (time dependant): ENVI SAT DESCENDING passes

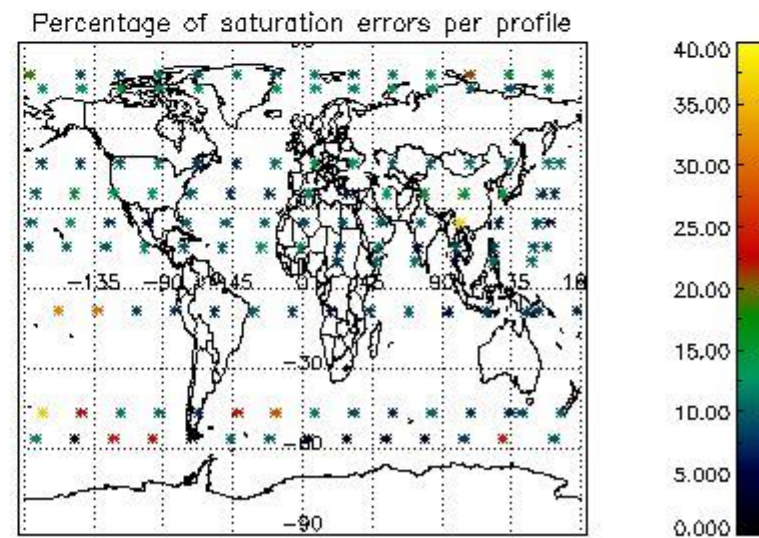
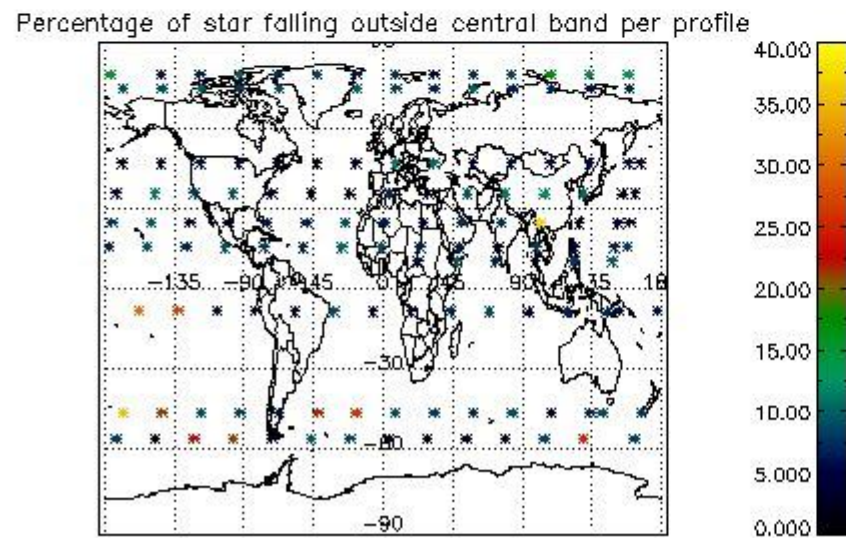
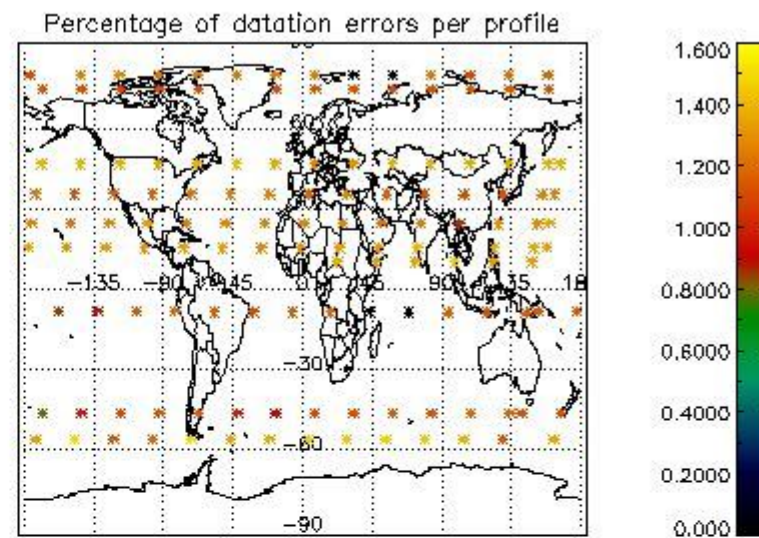
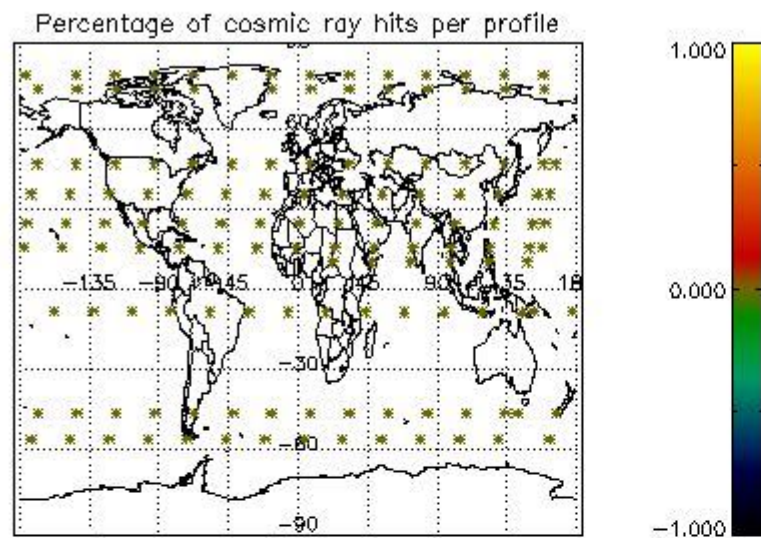


4.2 Plot quality information per product coming from level 1b processing (world map)

4.2.1 Plot level 1 quality information per product (world map): ENVISAT ASCENDING passes



4.2.2 Plot level 1 quality information per product (world map): ENVISAT DESCENDING passes



5. Trace gas profiles

5.1 Ozone statistics based on quality of products

The final quality of the products can be "measured" using the STD (Standard Deviation) attached to every point profile. This information is written to the parameter GOM_NL__2P/NL_LOCAL_SPECIES_DENSITY/o3_std of the level 2 products. The table below shows the statistics for given STD ranges.

The statistics are given with respect to the overall valid production:

- Products without fatal errors: GOM_NL__2P/MPH/PRODUCT_ERR=0
- Valid point profile: GOM_NL__2P/NL_LOCAL_SPECIES_DENSITY/pcd(0)=0

The 'Criteria' is applied to valid points of dark limb products:

- Products in dark limb illumination condition: GOM_NL__2P/NL_SUMMARY_QUALITY/obs_ill_cond=0
- Products without fatal errors: GOM_NL__2P/MPH/PRODUCT_ERR=0
- Valid point profile: GOM_NL__2P/NL_LOCAL_SPECIES_DENSITY/pcd(0)=0

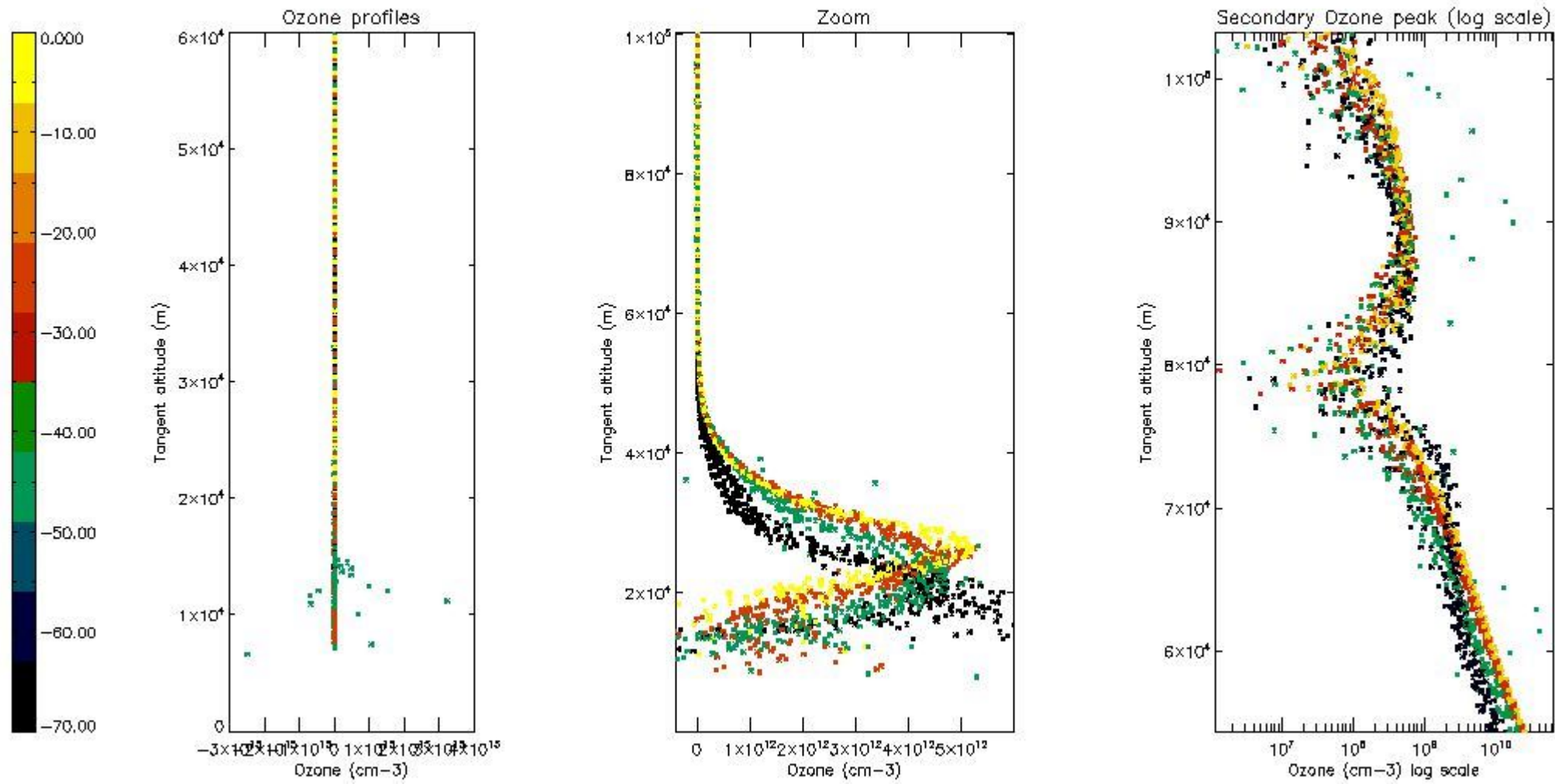
So, the table below shows the percentage of dark limb and valid observations for each criteria with respect to the overall valid daily observations.

Criteria	% of total production
All STD	20
STD < 20	12

STD < 10	10
STD < 5	6

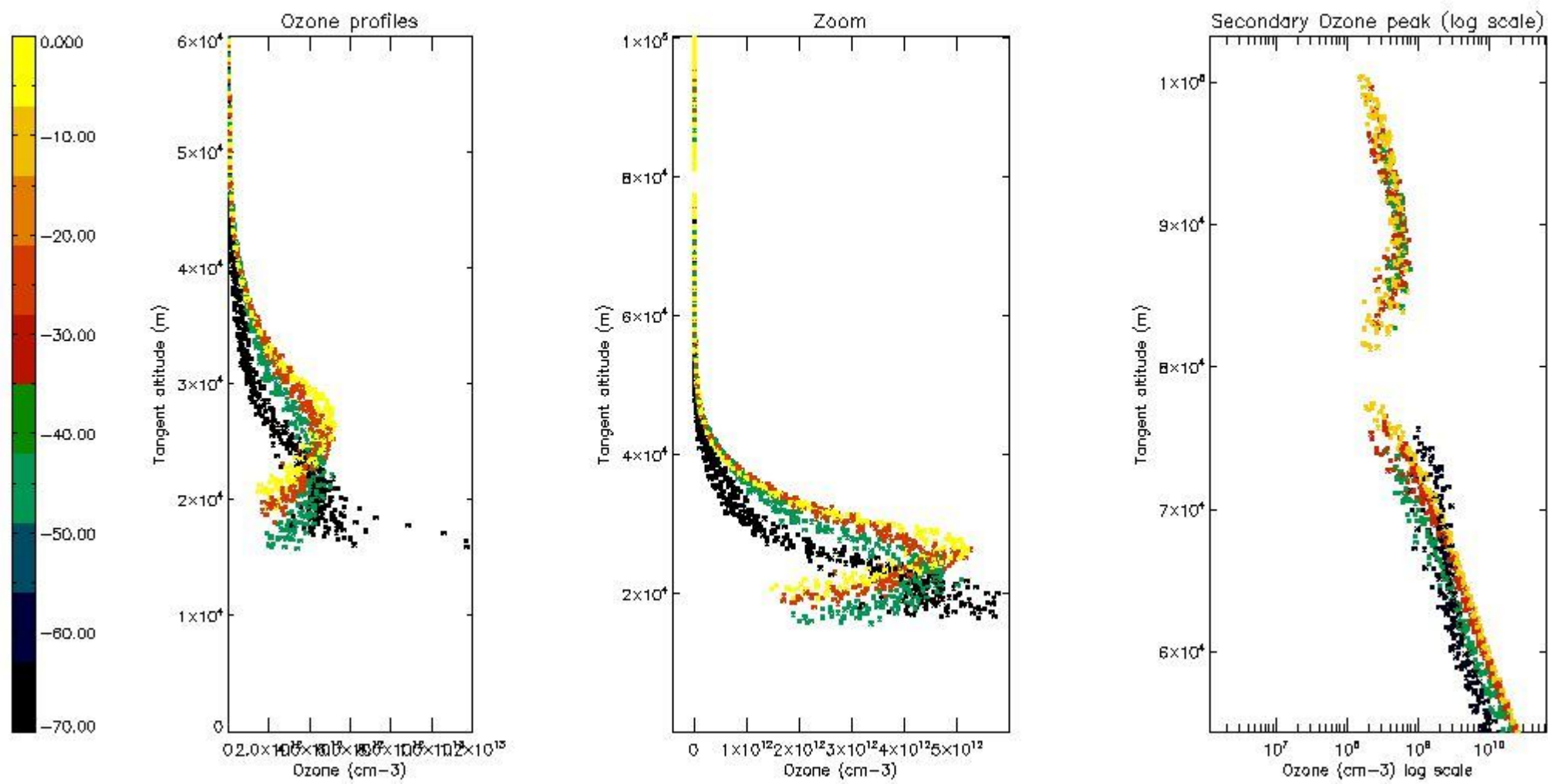
5.2 Plot ozone profiles for all STD (dark without errors)

The colorbar represents the latitude.



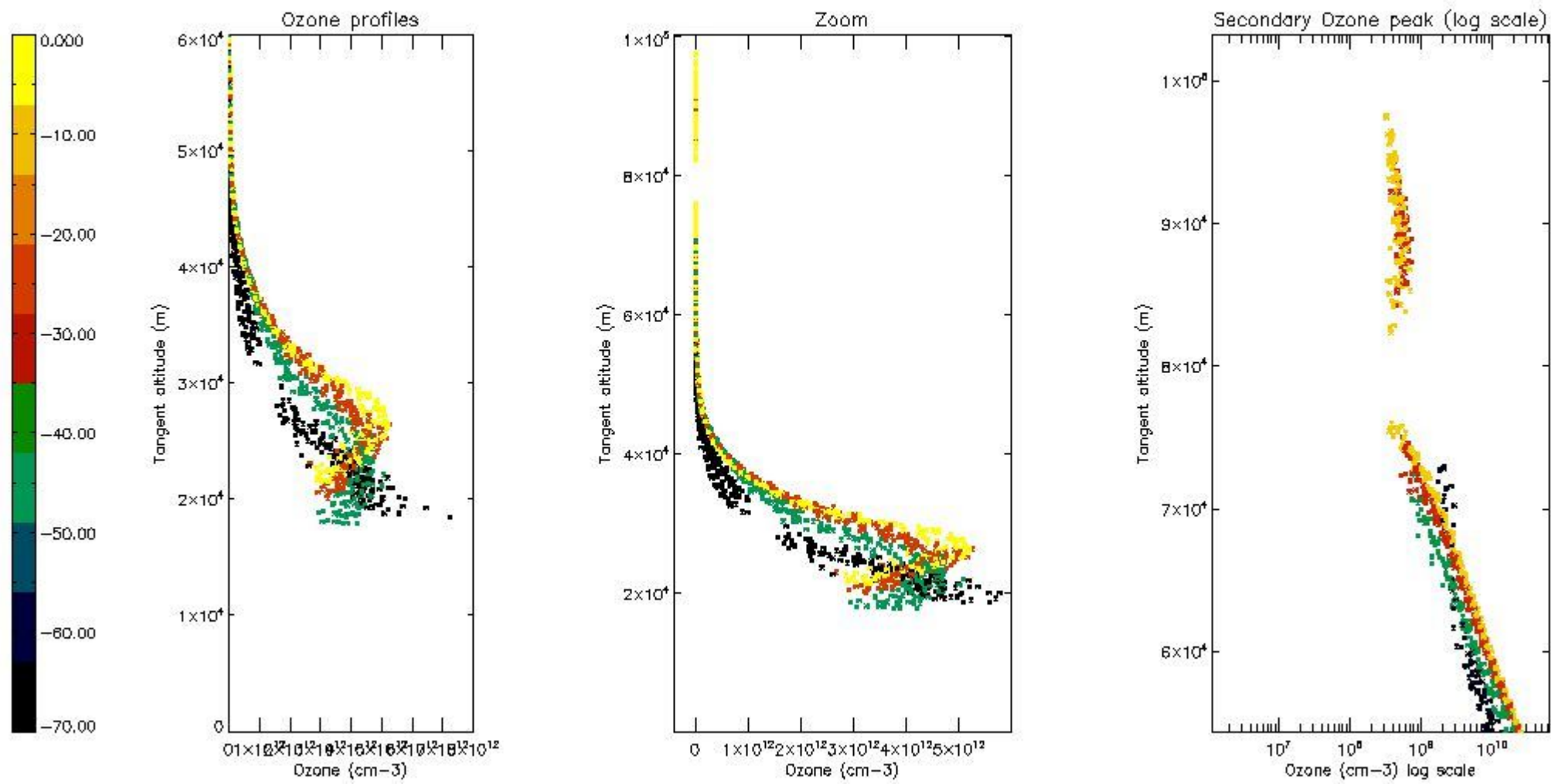
5.3 Plot ozone profiles where STD < 20% (dark without errors)

The colorbar represents the latitude.



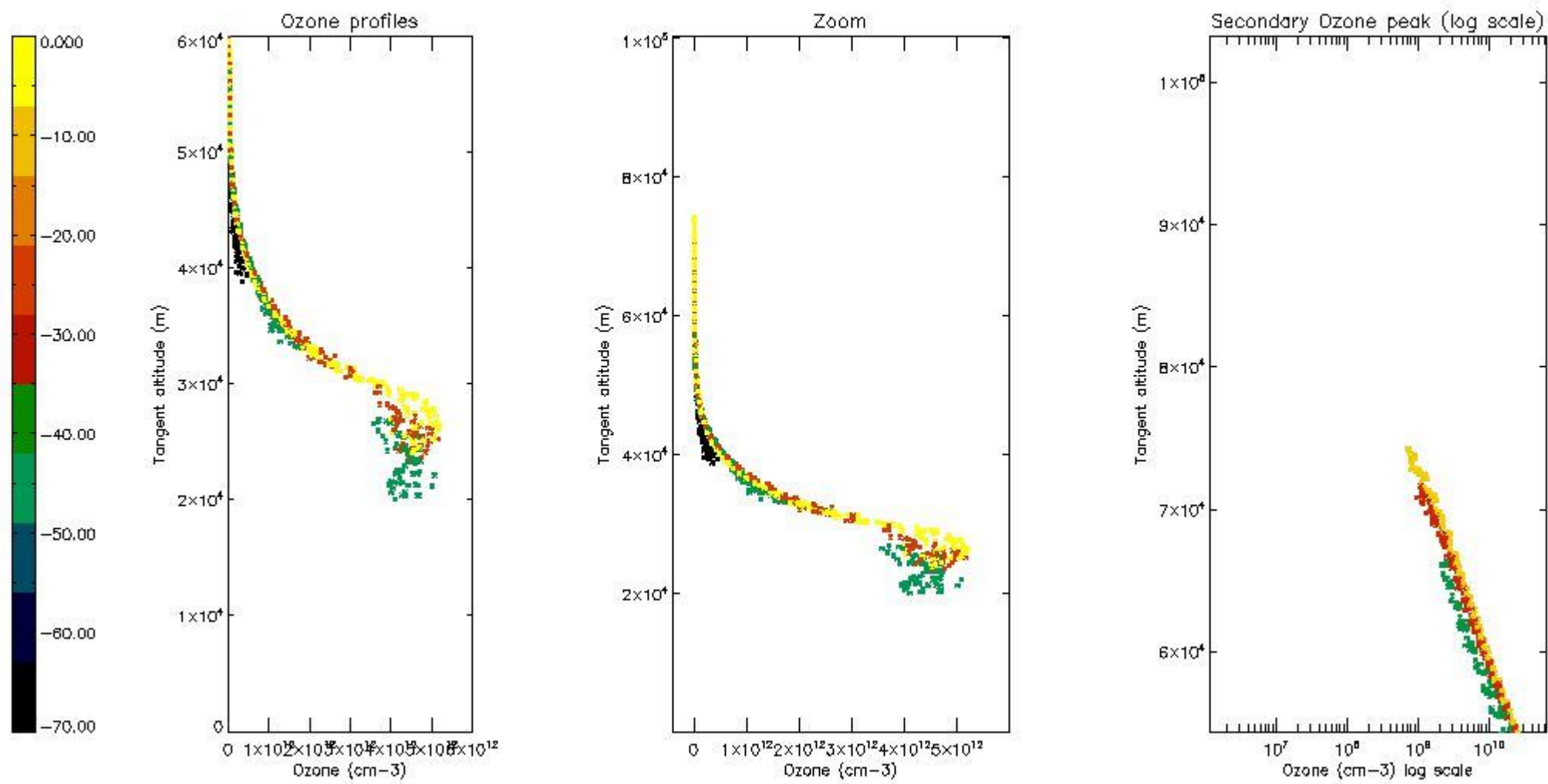
5.4 Plot ozone profiles where STD < 10% (dark without errors)

The colorbar represents the latitude.



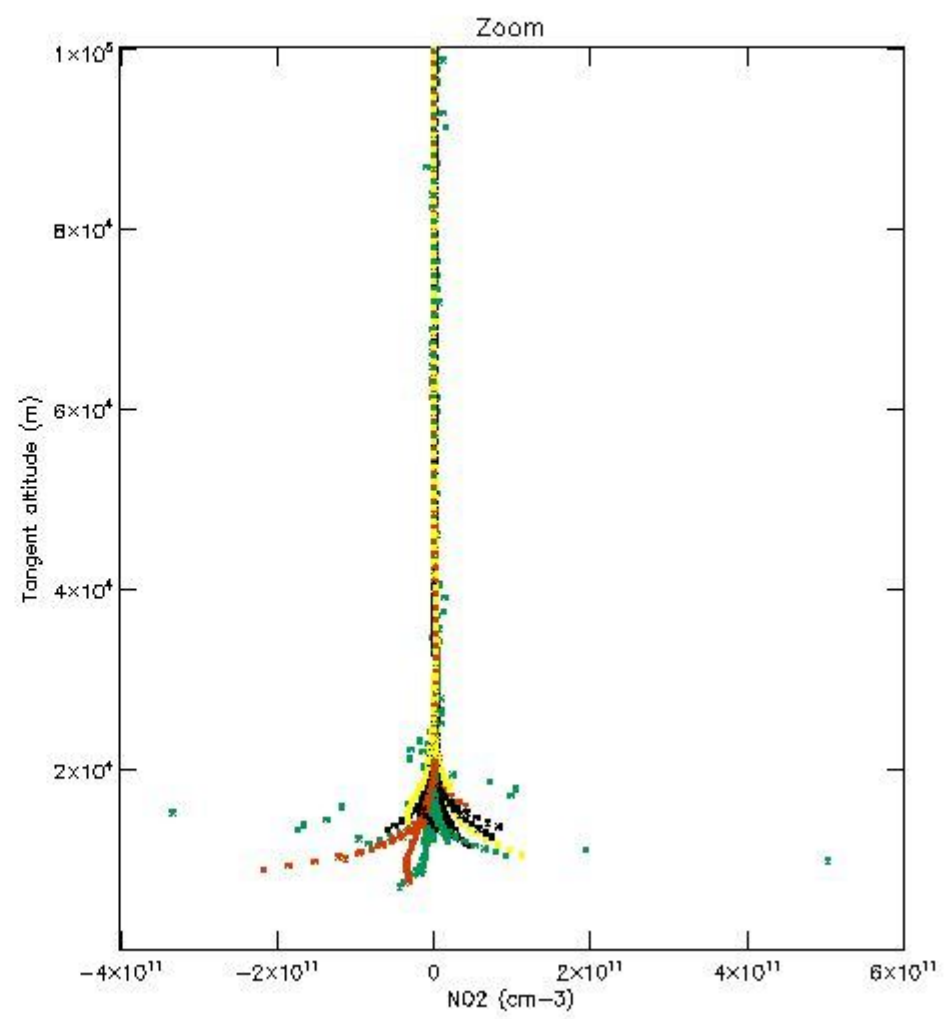
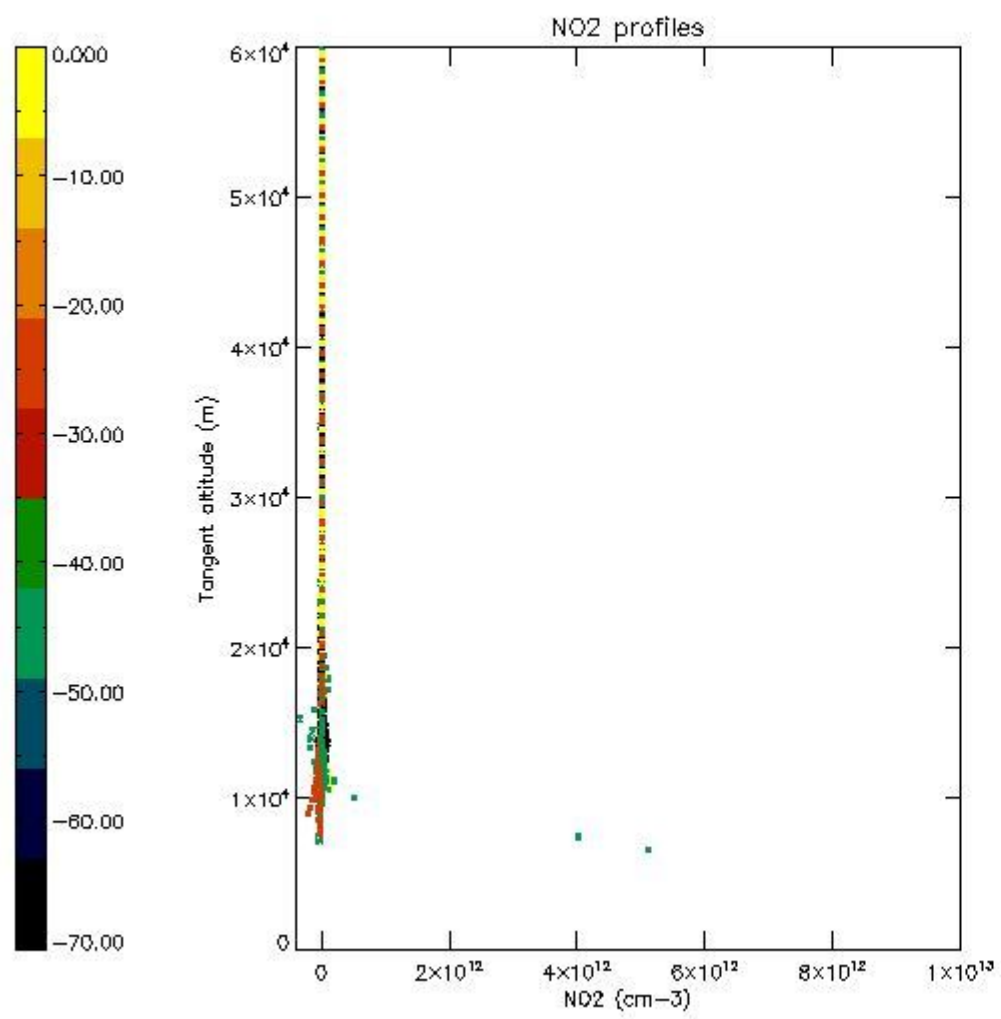
5.5 Plot ozone profiles where STD < 5% (dark without errors)

The colorbar represents the latitude.



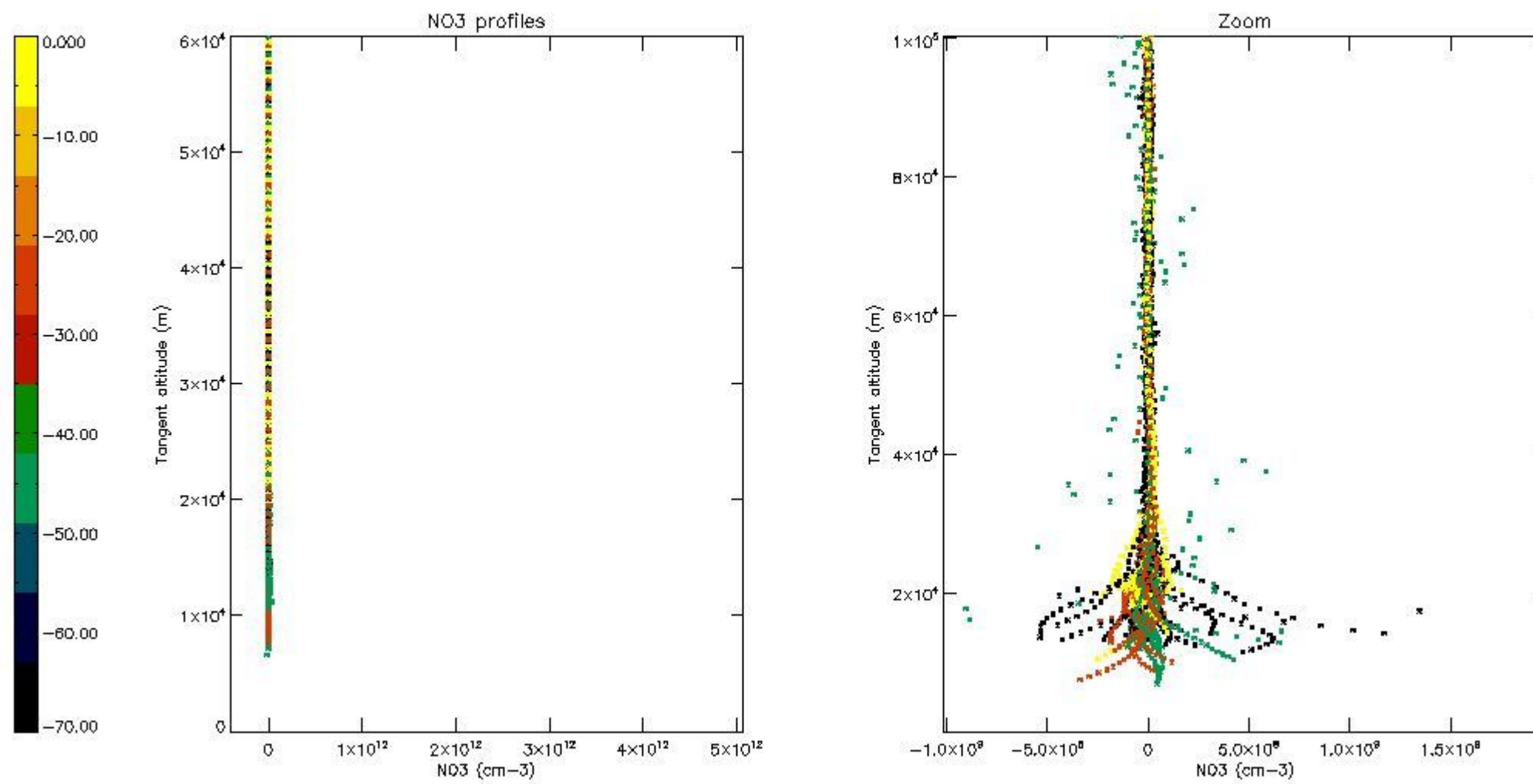
5.6 Plot NO₂ profiles for all STD (dark without errors)

The colorbar represents the latitude.



5.7 Plot NO3 profiles for all STD (dark without errors)

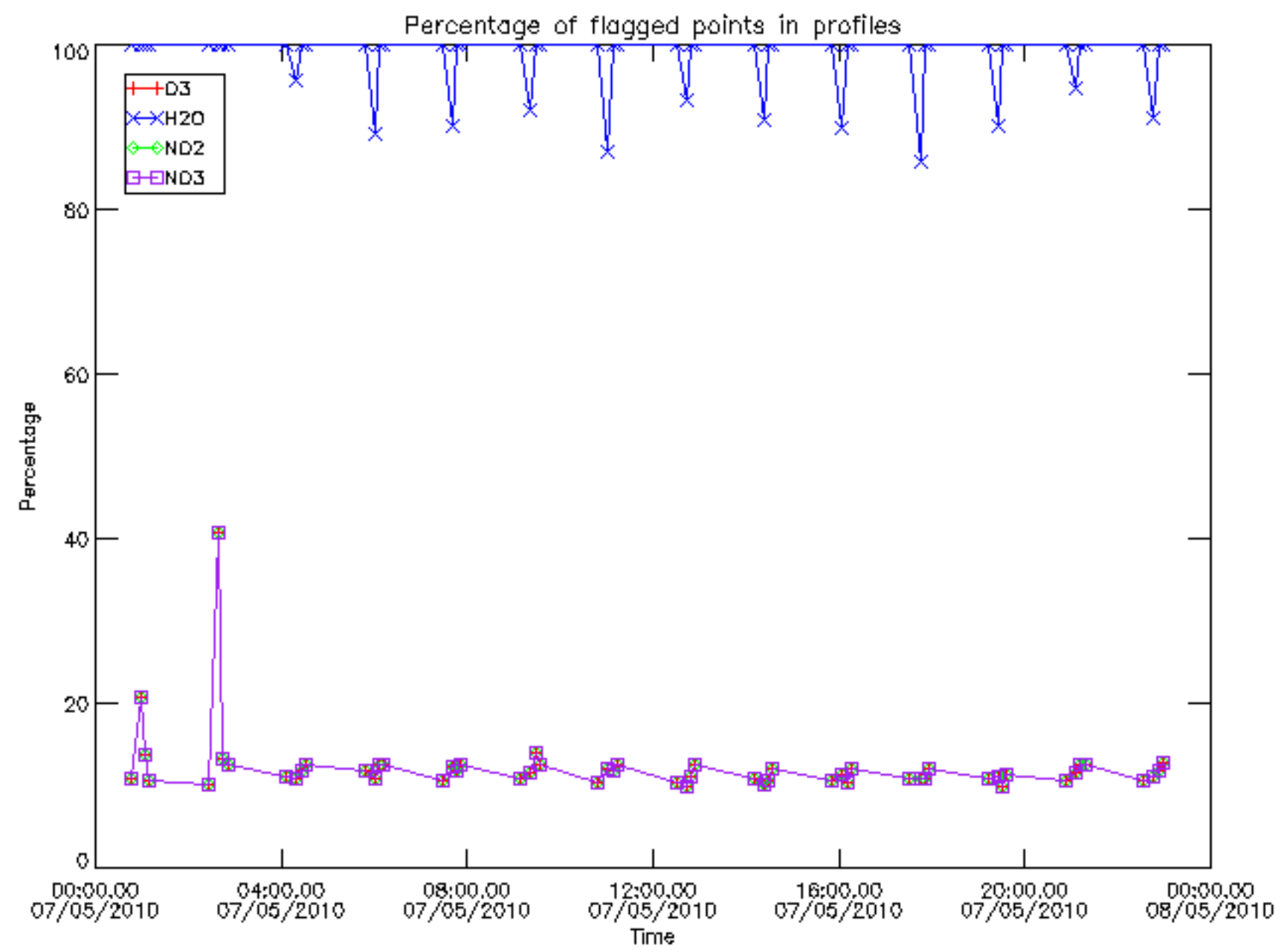
The colorbar represents the latitude.



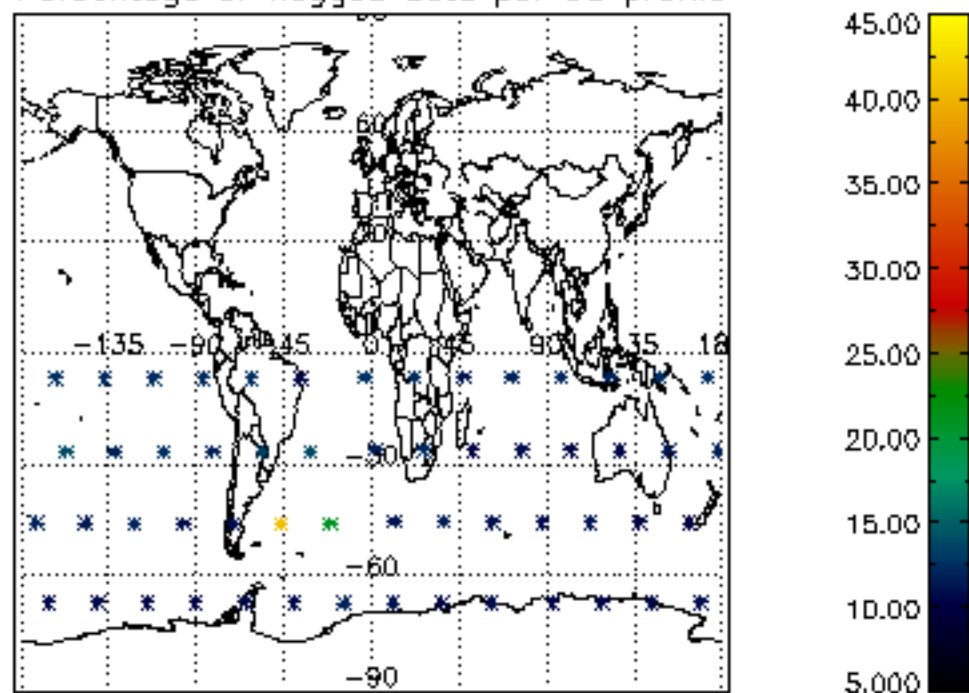
6. Auxiliary Data Files used for the production reported in section 2

The number reported in the third column indicates since which file (see list in section 2) the corresponding auxiliary file has been used. The fourth column is the date of those product files.

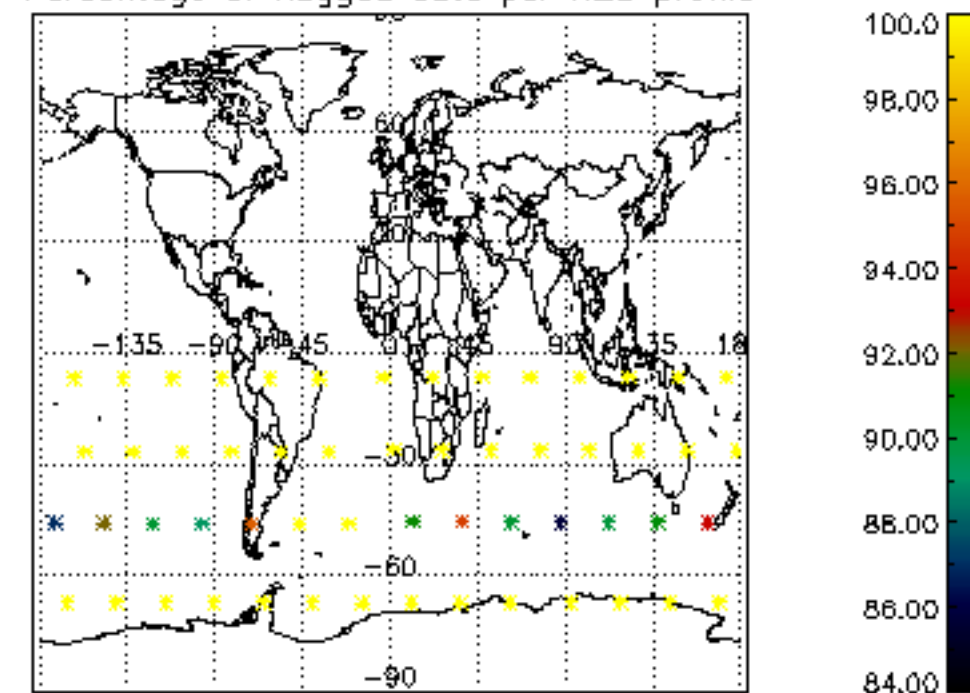
Type	Auxiliary Filename	Used since product	Used since product date
INST_PHYS_CHARACTERISTICS	GOM_INS_AXVIEC20091111_143220_20030716_120000_20500101_000000	1	07-MAY-2010 00:02:37
LEVEL-2_PROC_CONFIG	GOM_PR2_AXVIEC20091111_152718_20020301_000000_20500101_000000	1	07-MAY-2010 00:02:37
CROSS_SECTIONS_FILE	GOM_CRS_AXVIEC20091111_154832_20020301_000000_20500101_000000	1	07-MAY-2010 00:02:37



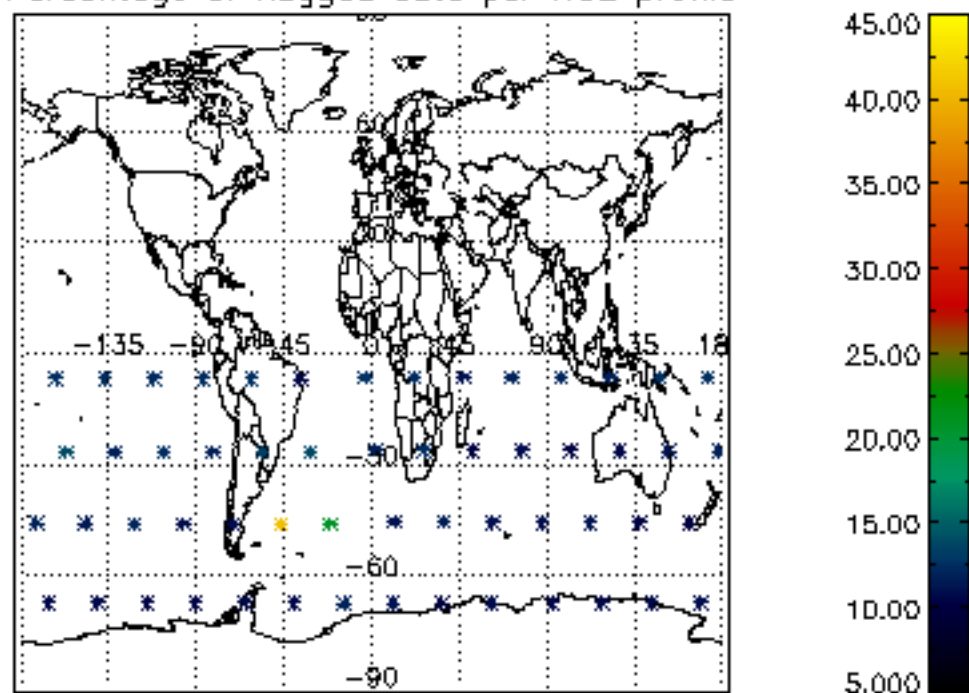
Percentage of flagged data per D3 profile



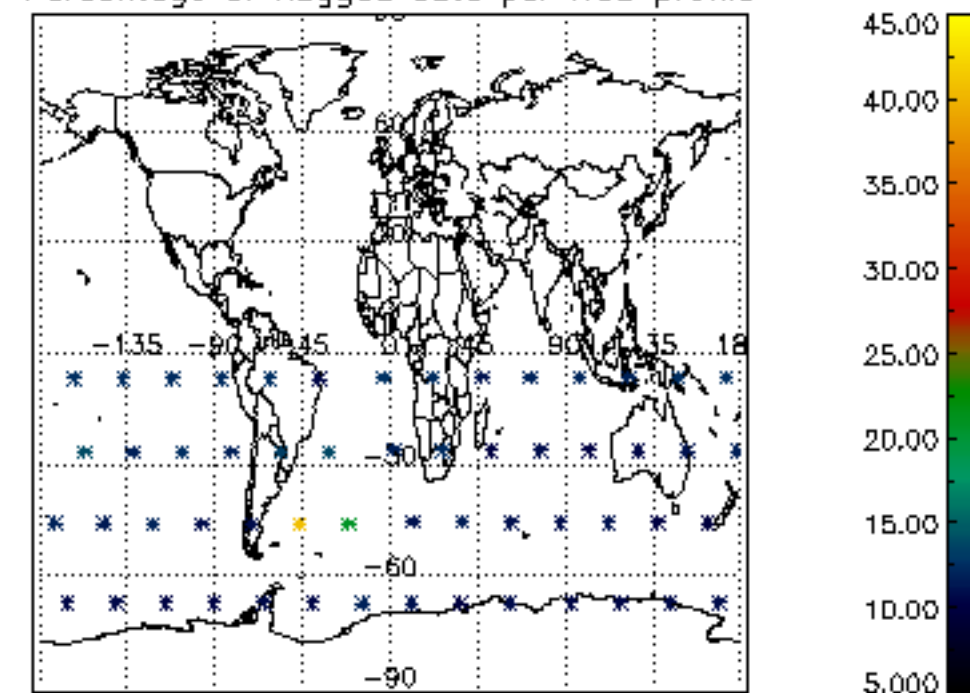
Percentage of flagged data per H2O profile

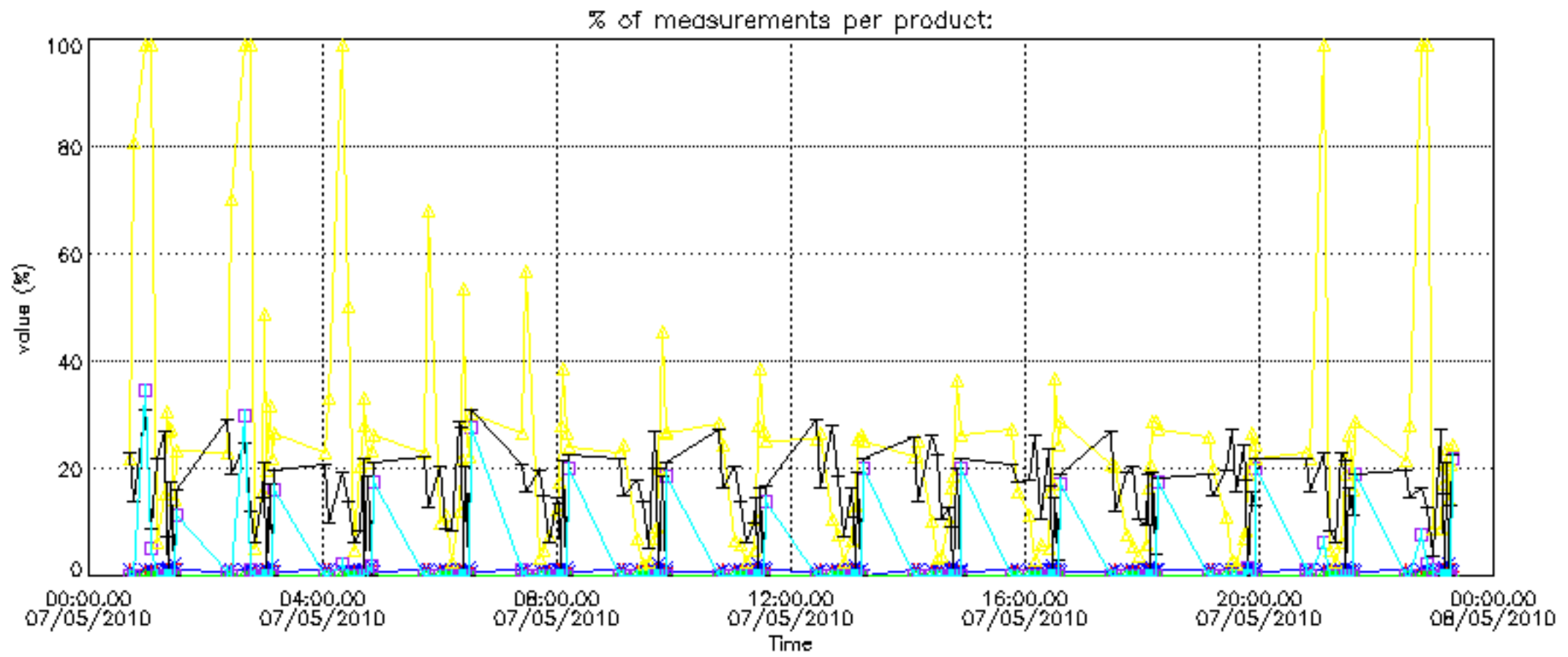


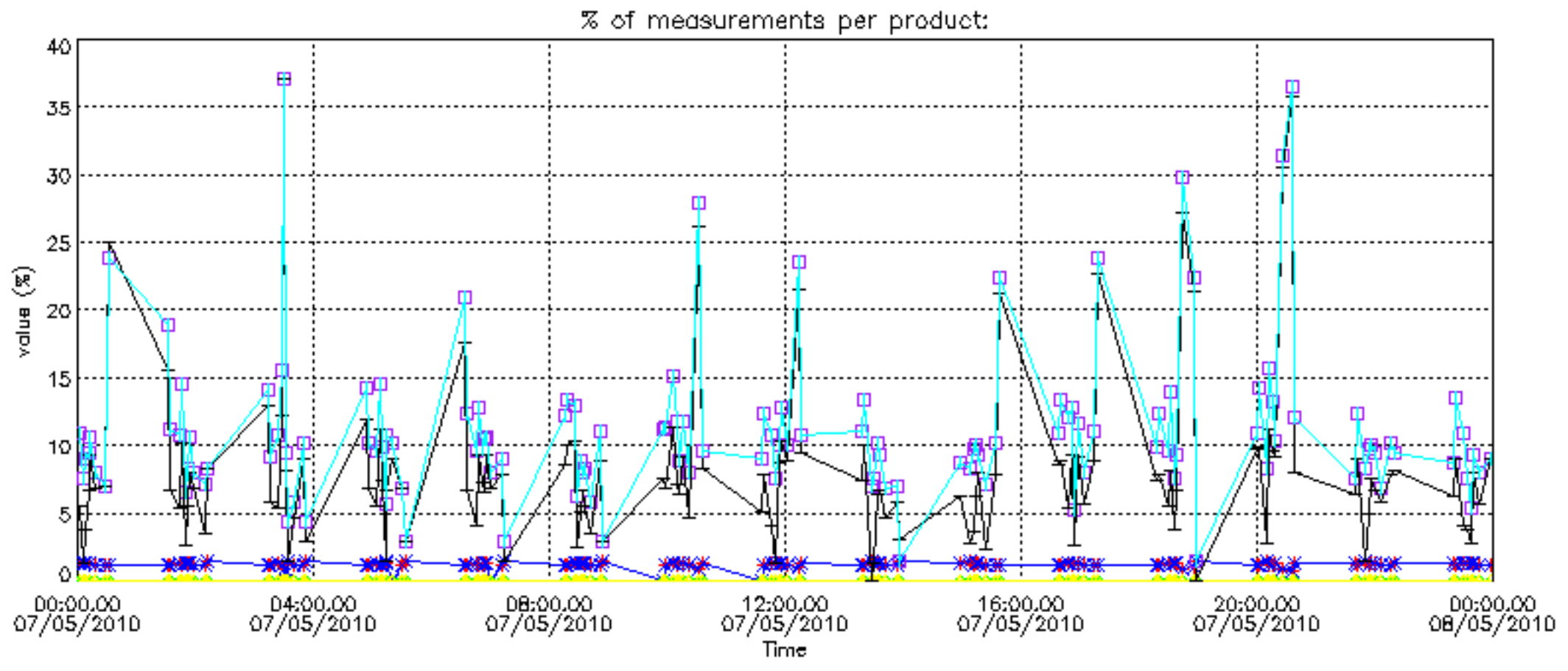
Percentage of flagged data per NO2 profile



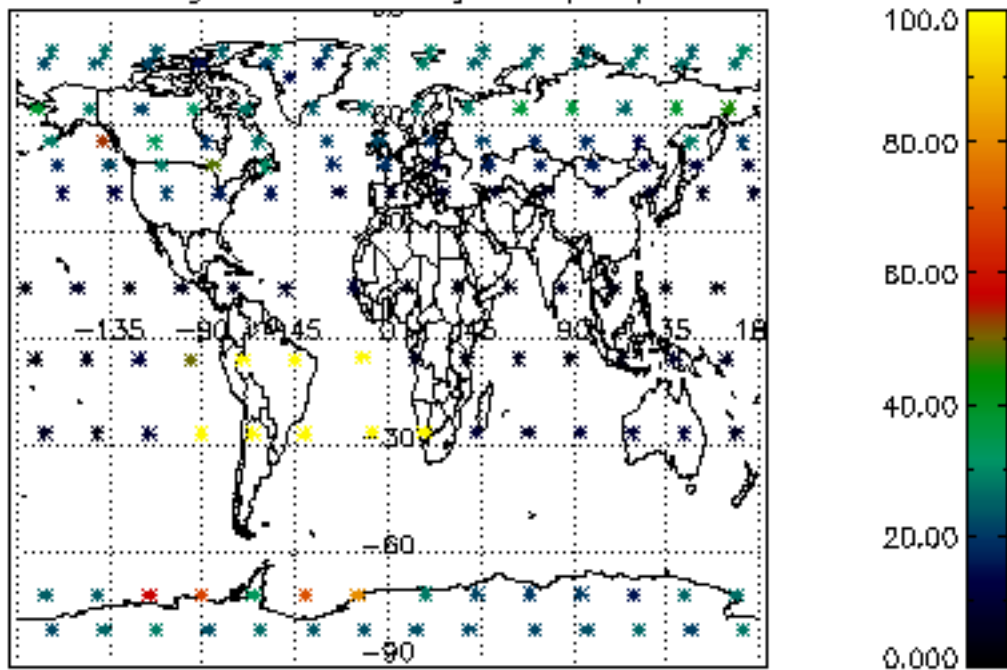
Percentage of flagged data per NO3 profile



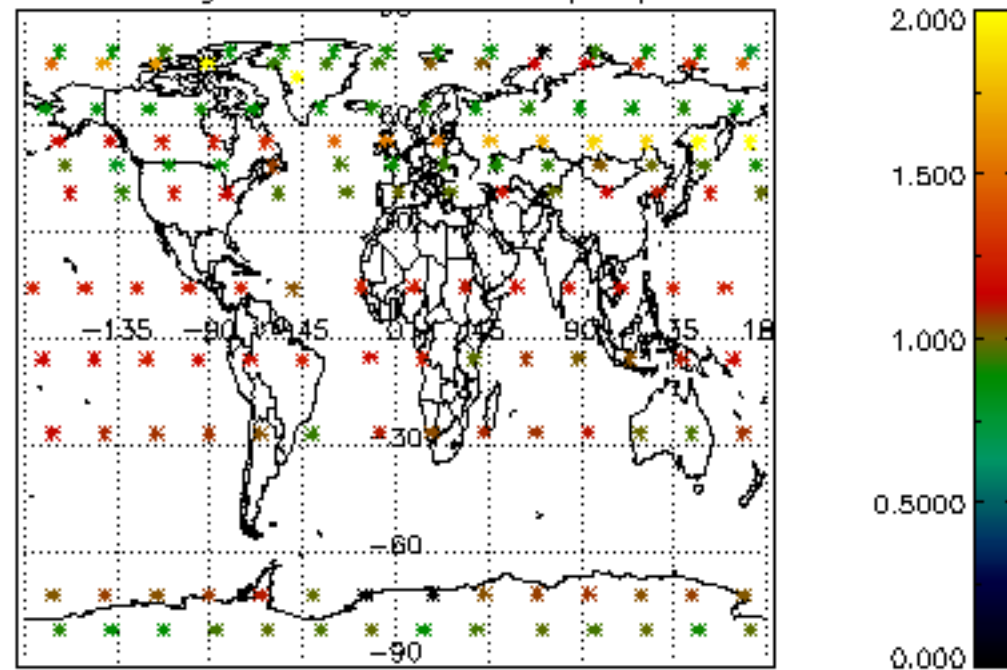




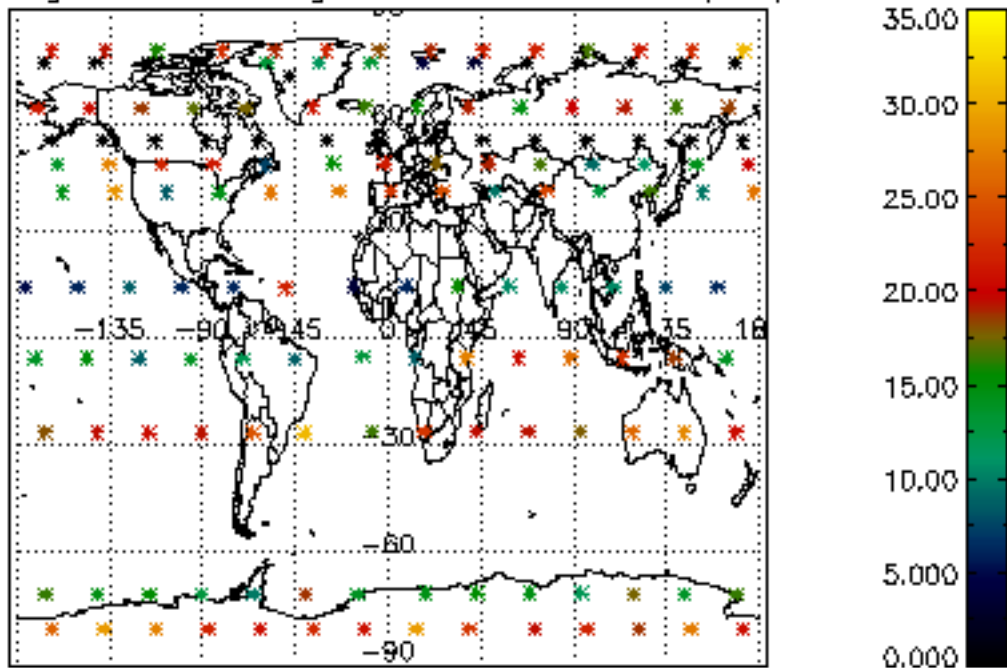
Percentage of cosmic ray hits per profile



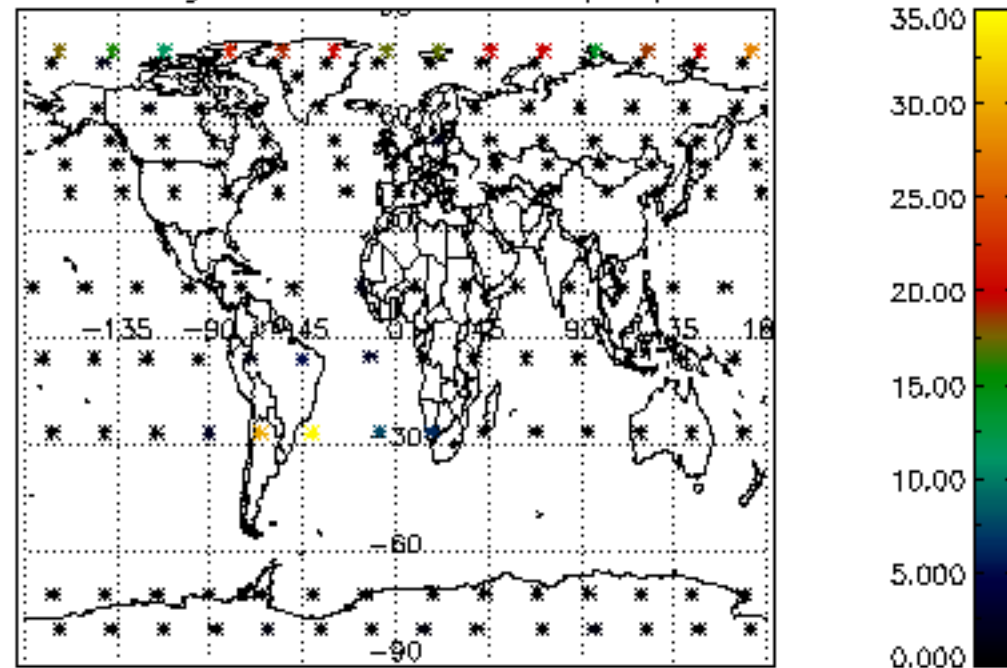
Percentage of datation errors per profile



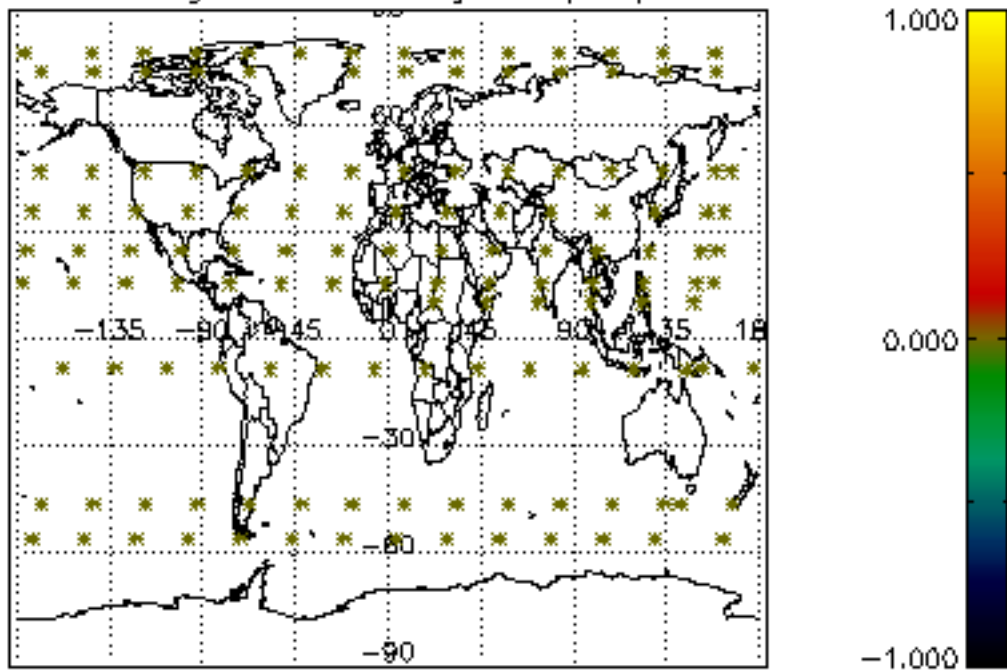
Percentage of star falling outside central band per profile



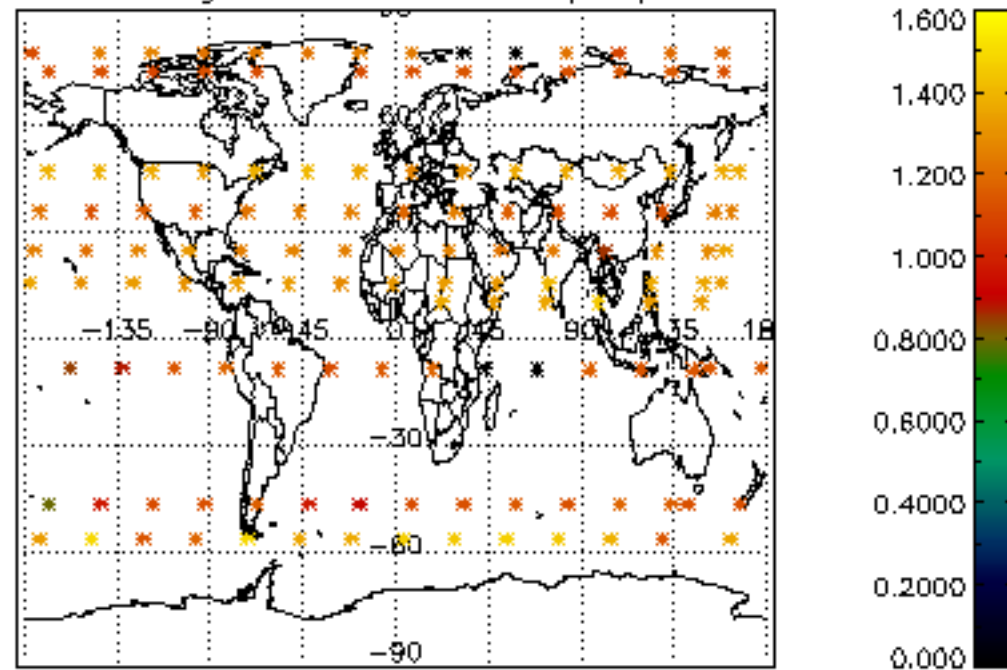
Percentage of saturation errors per profile



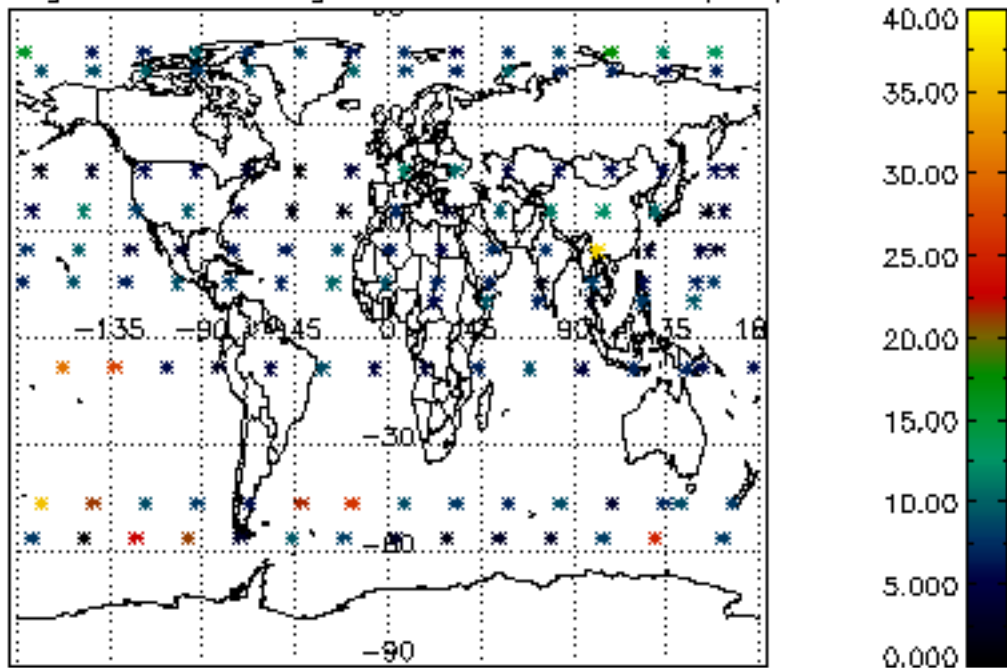
Percentage of cosmic ray hits per profile



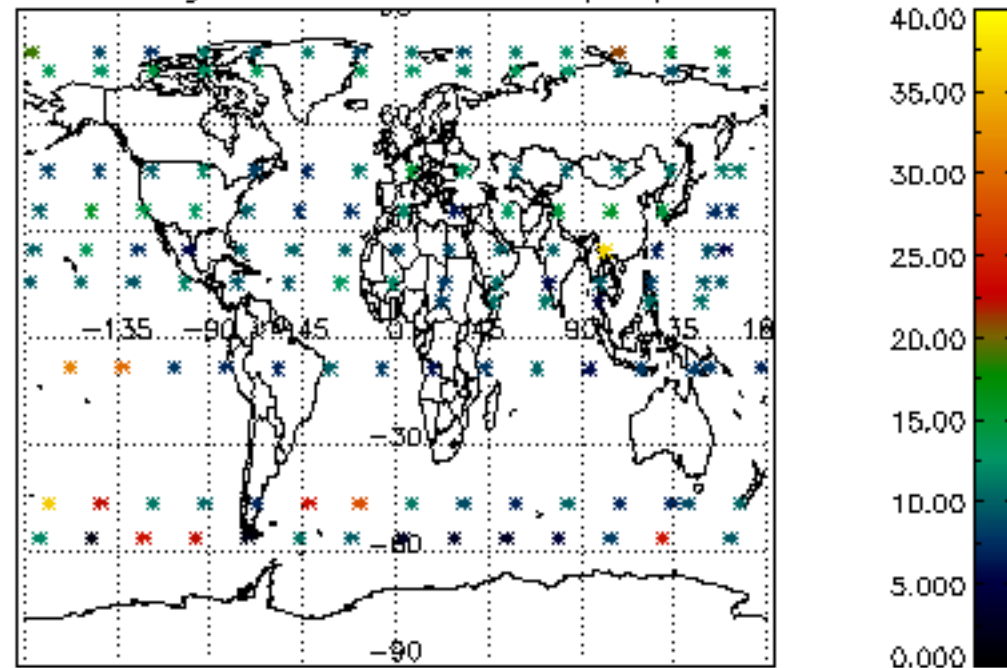
Percentage of datation errors per profile

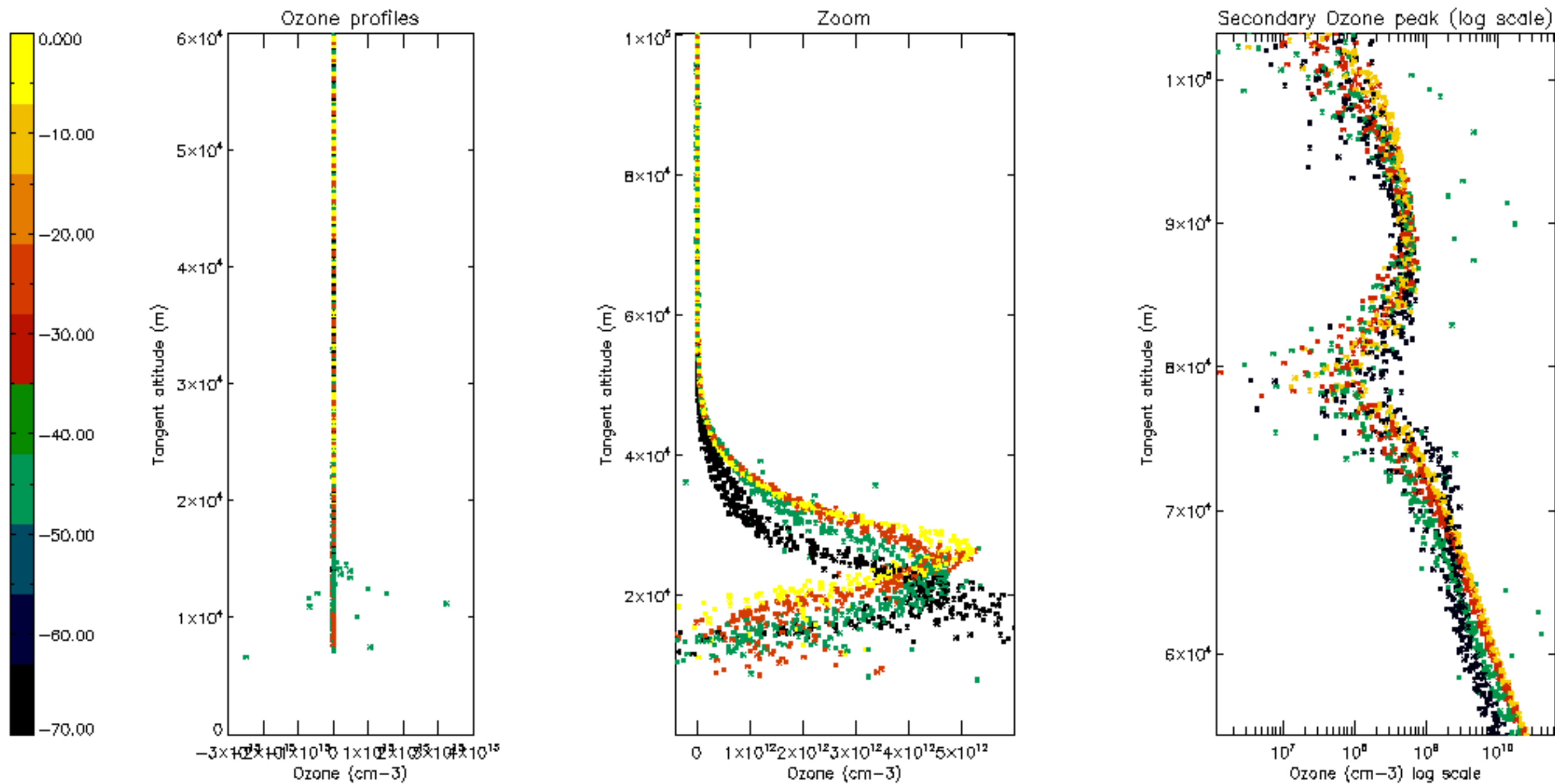


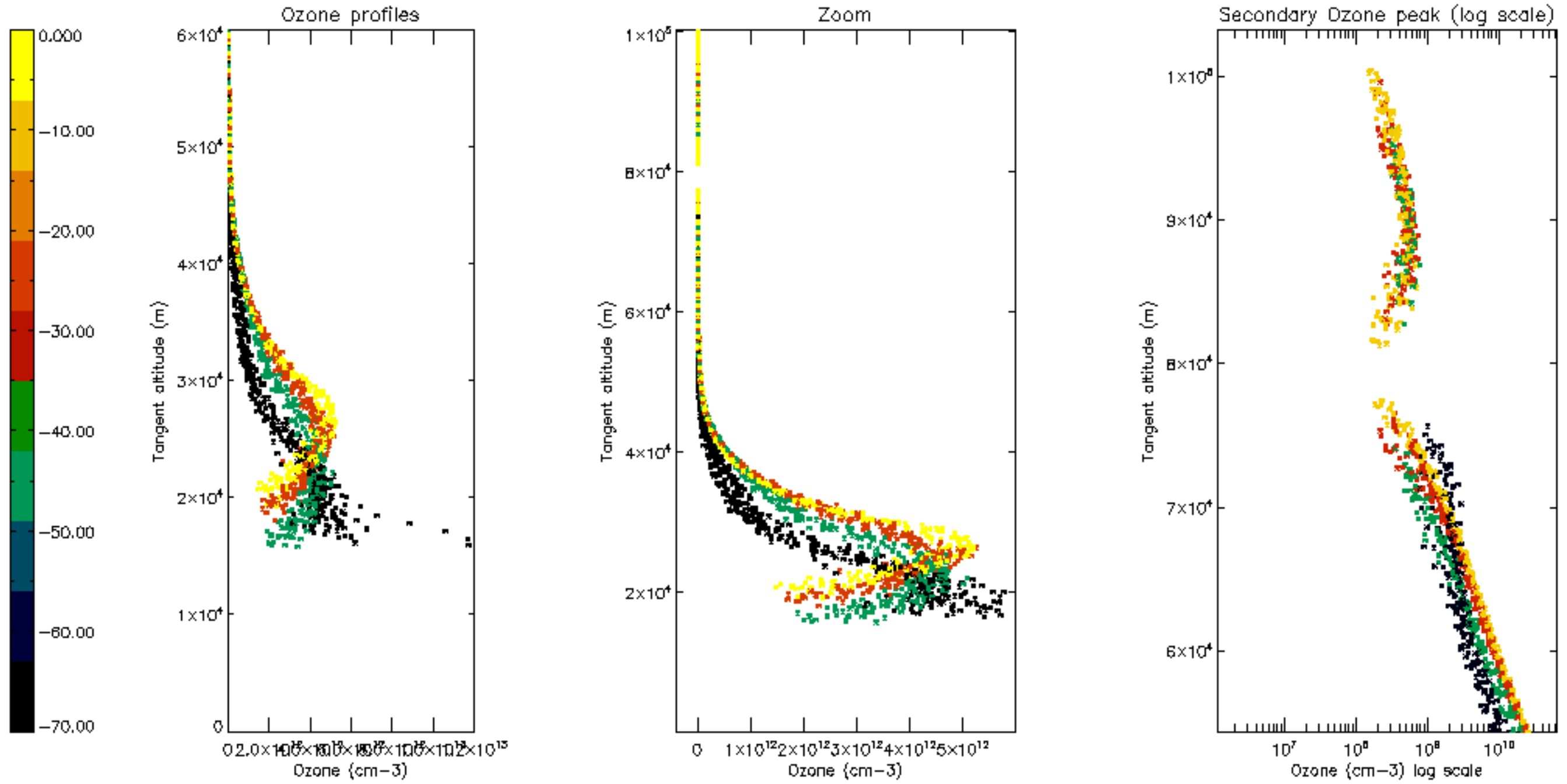
Percentage of star falling outside central band per profile

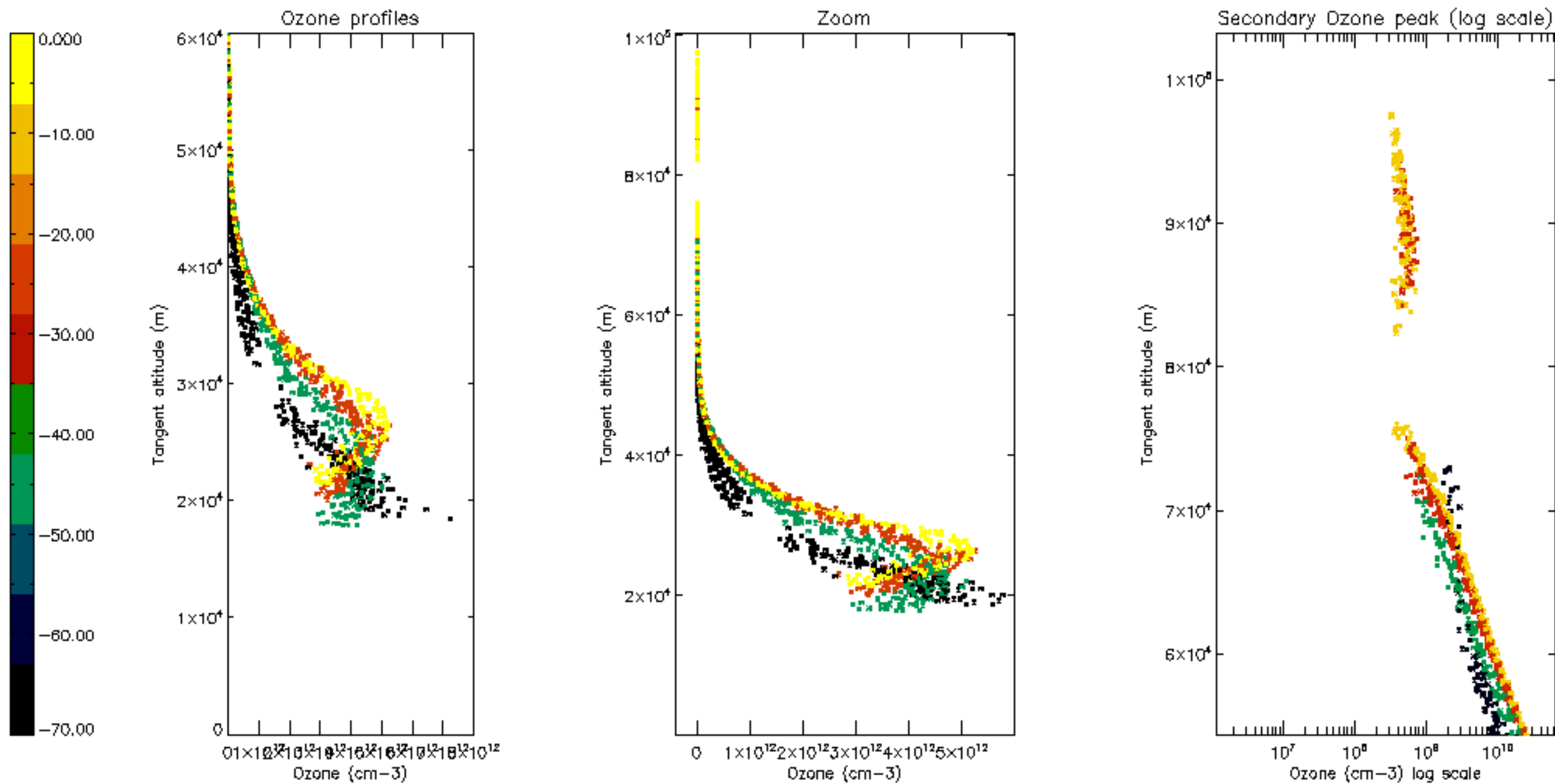


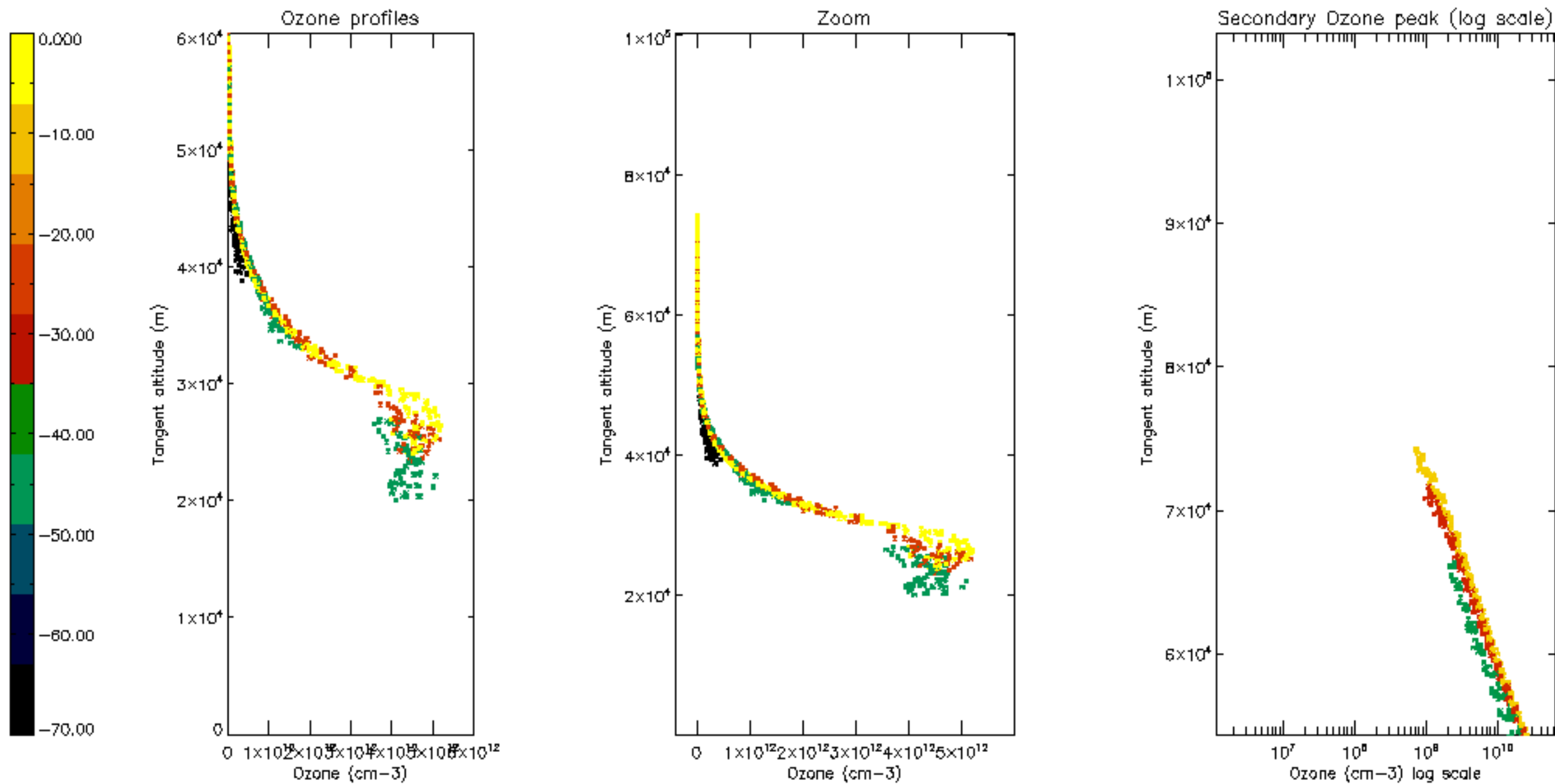
Percentage of saturation errors per profile

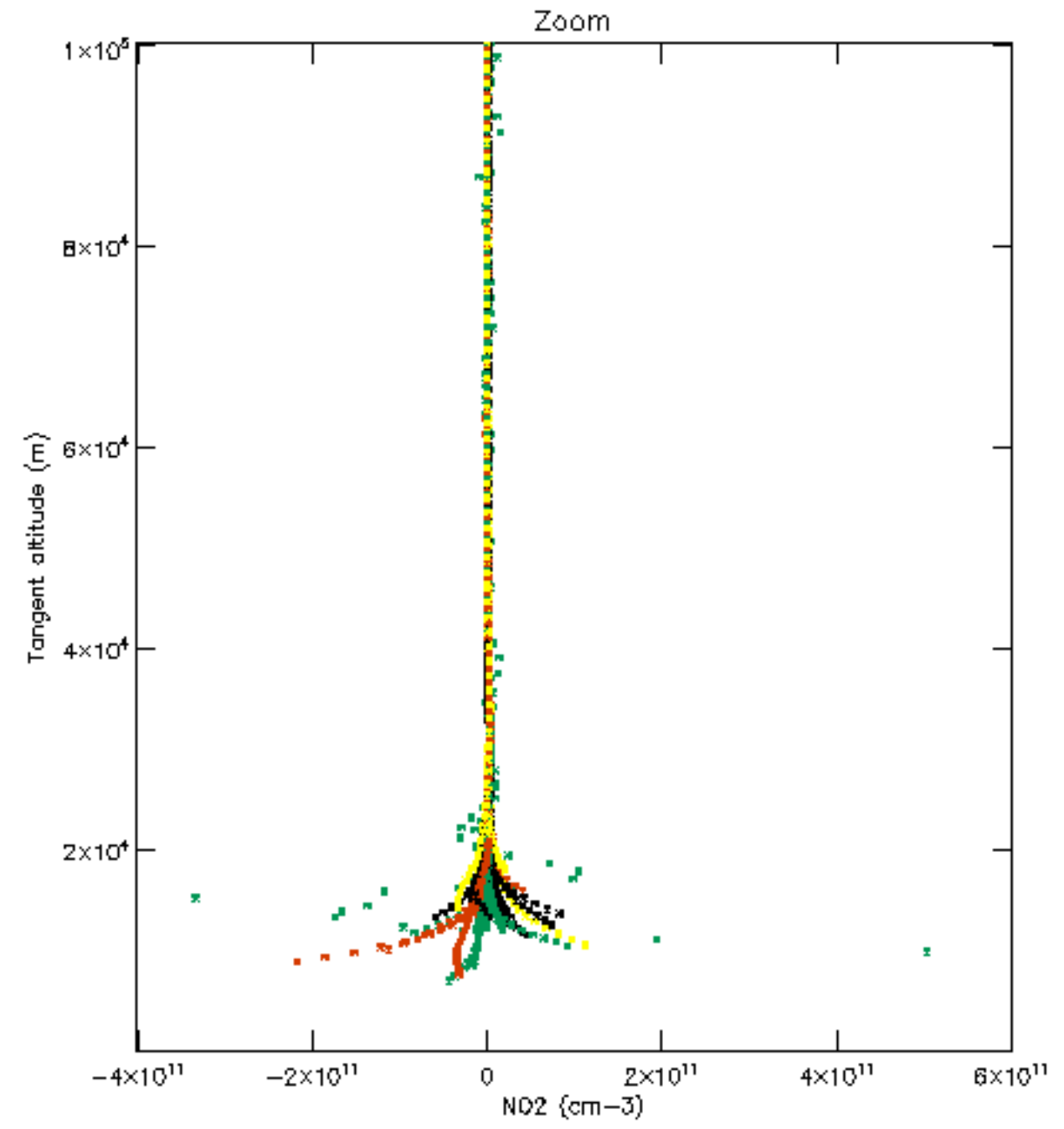
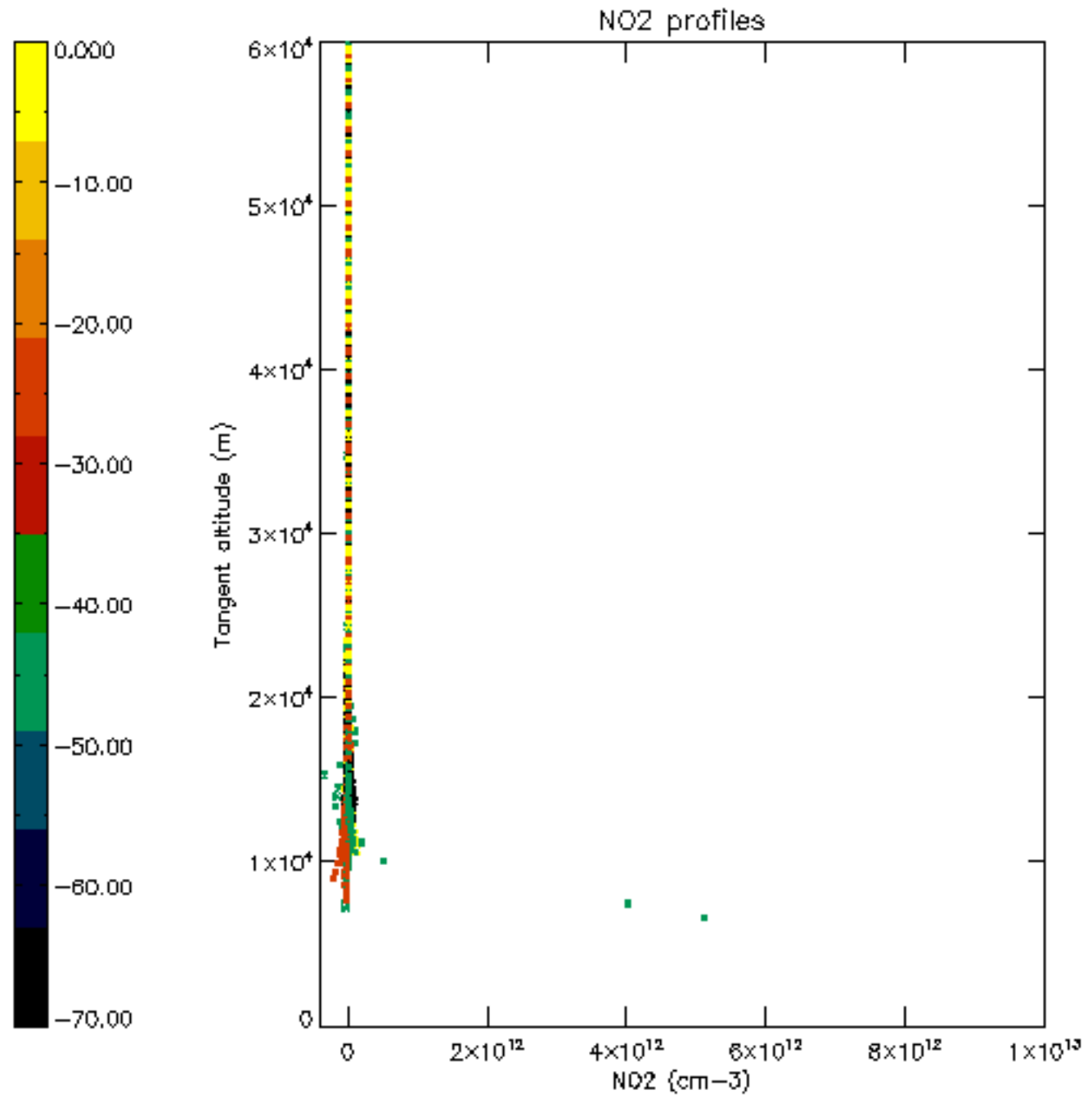


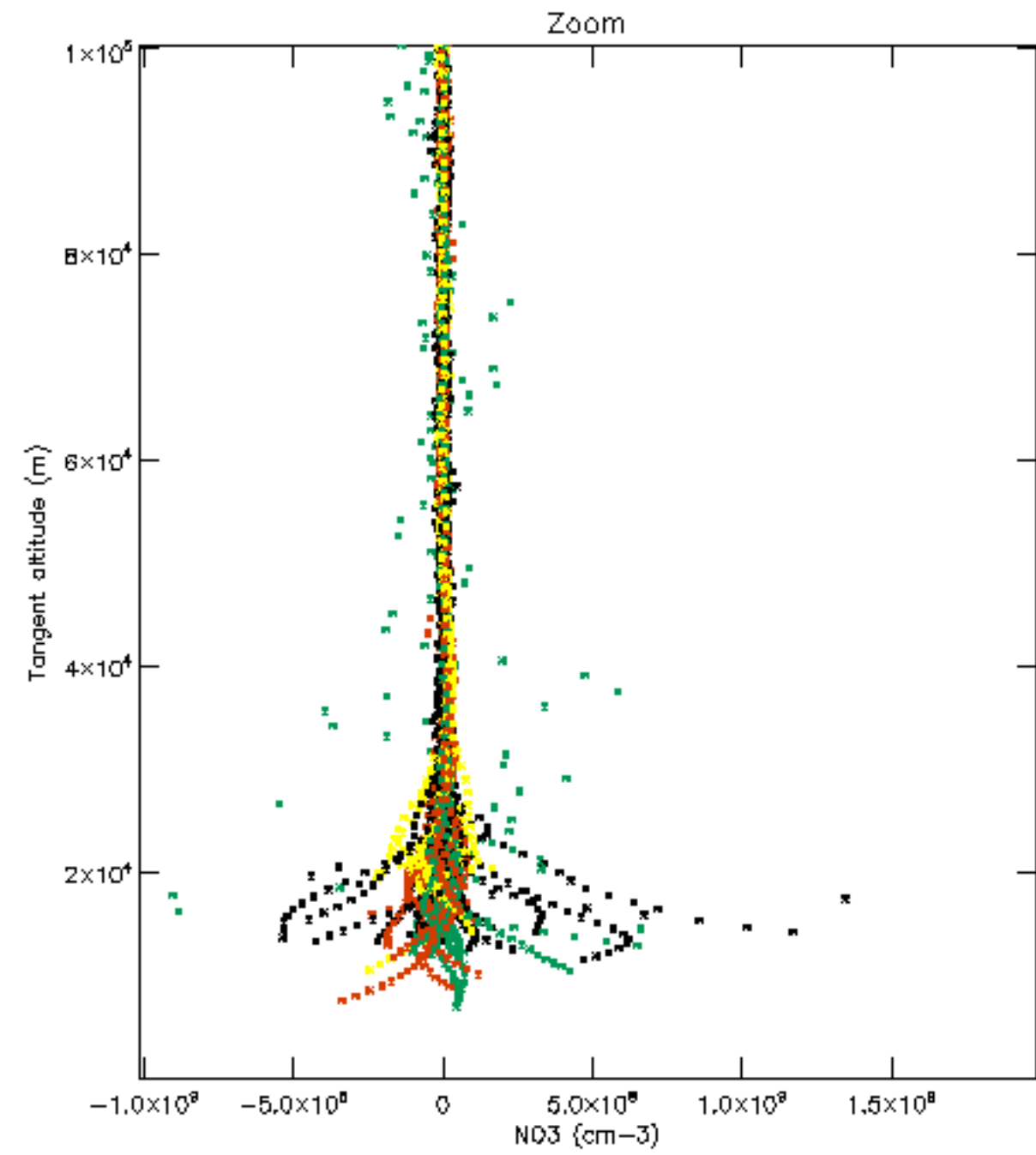
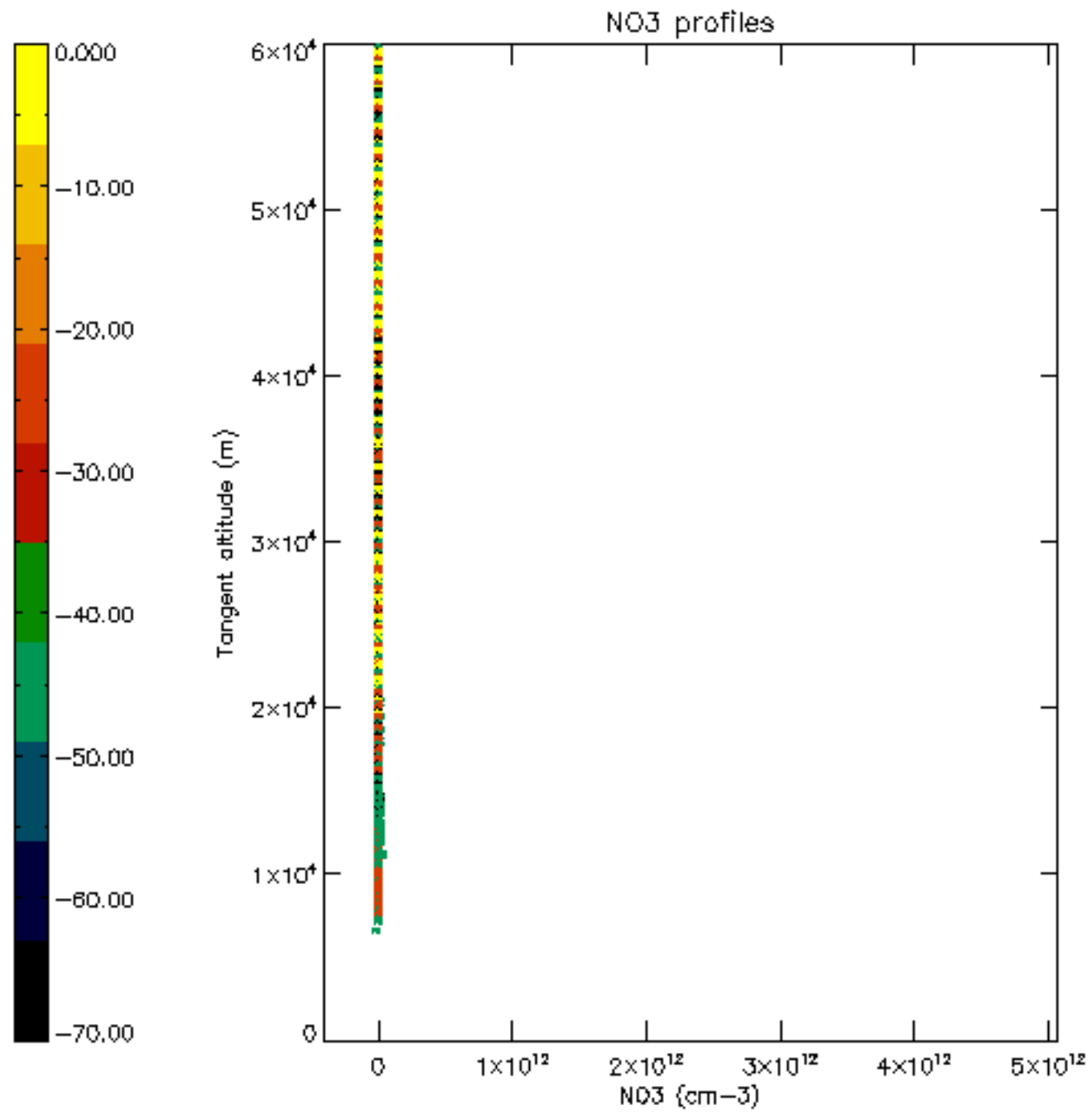


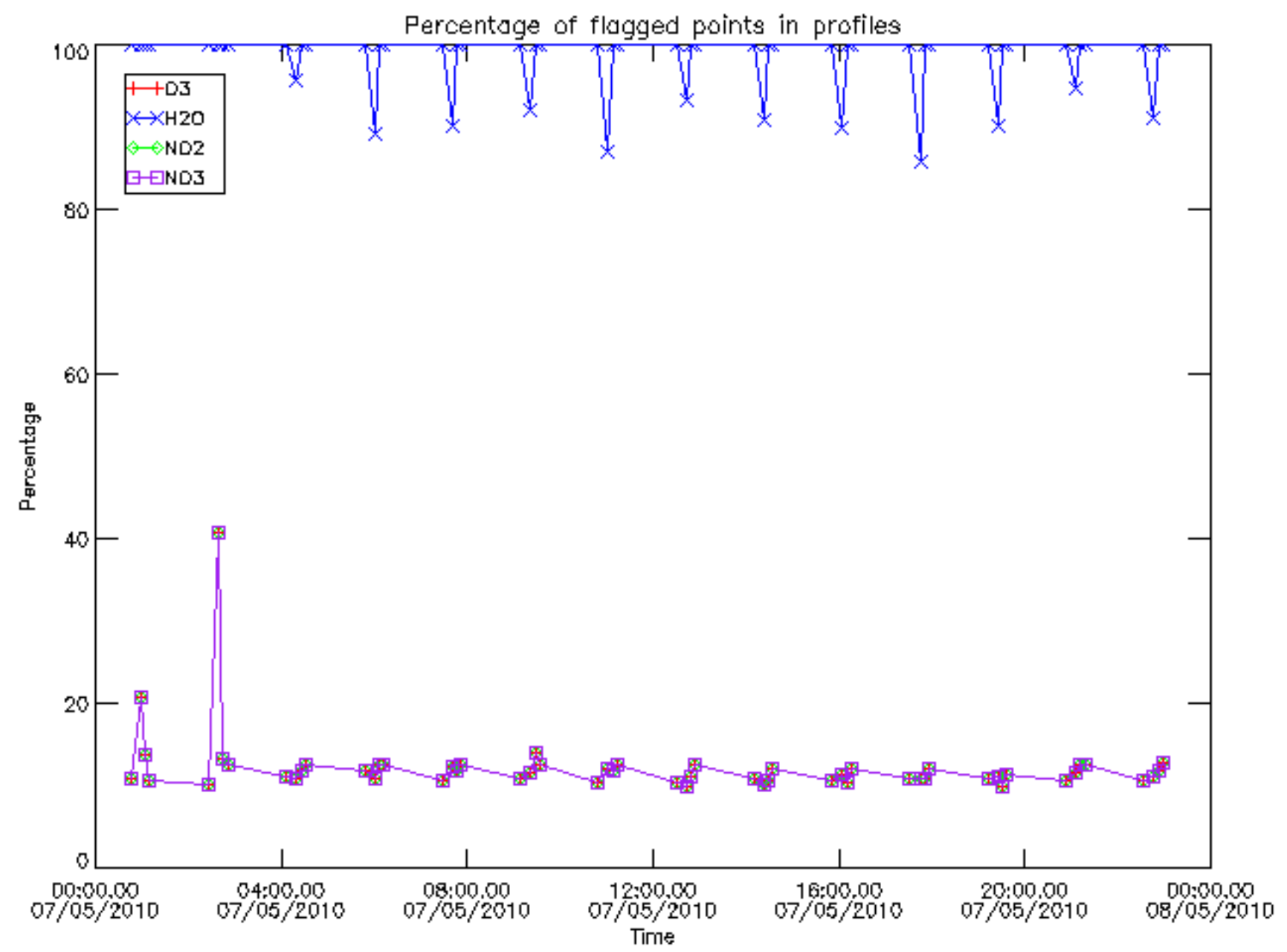




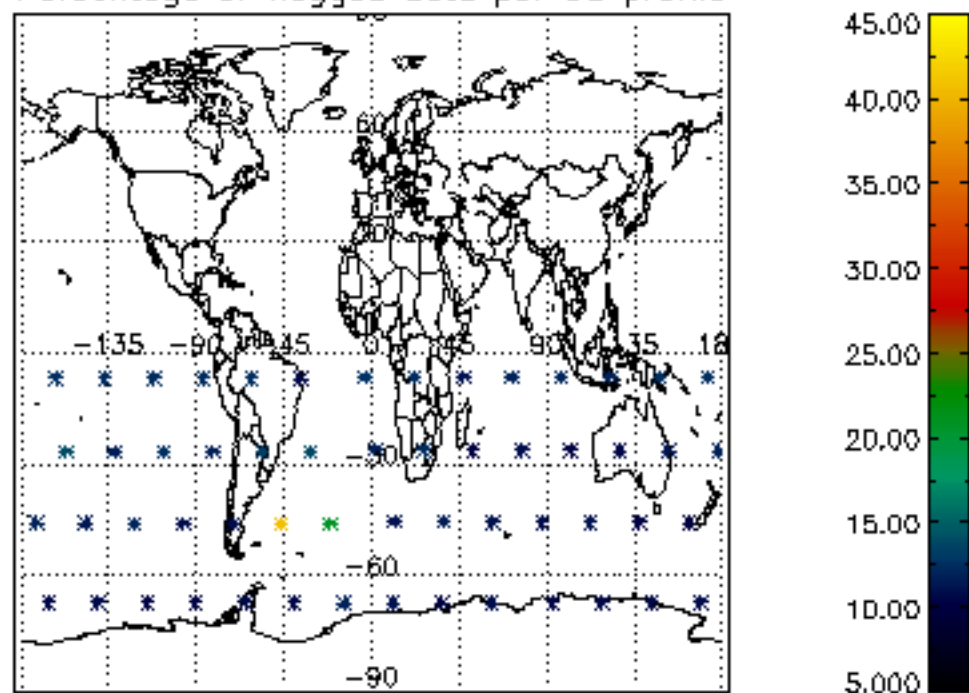




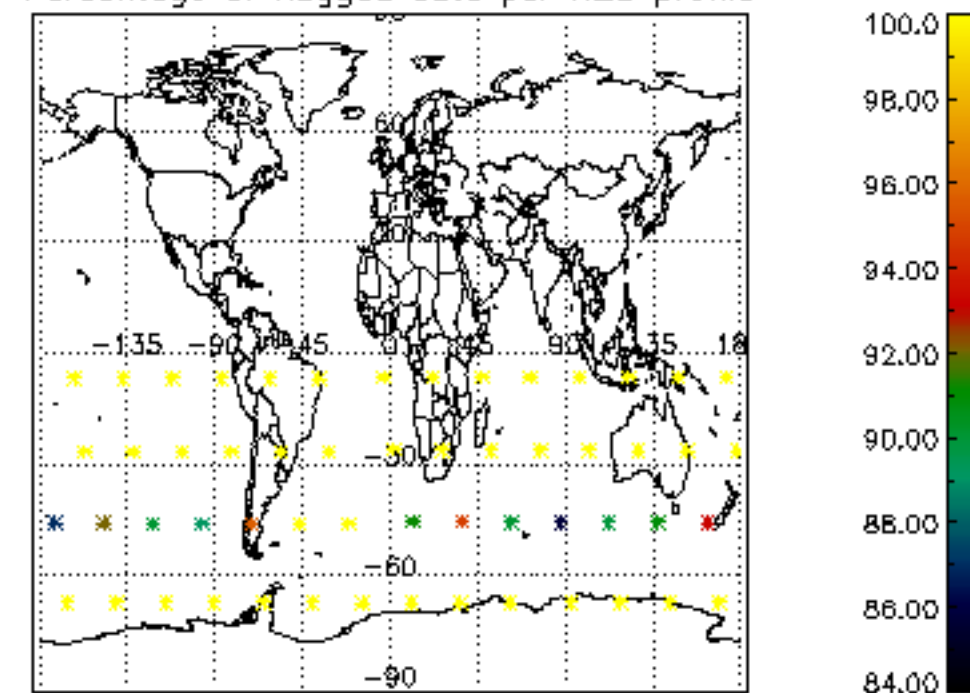




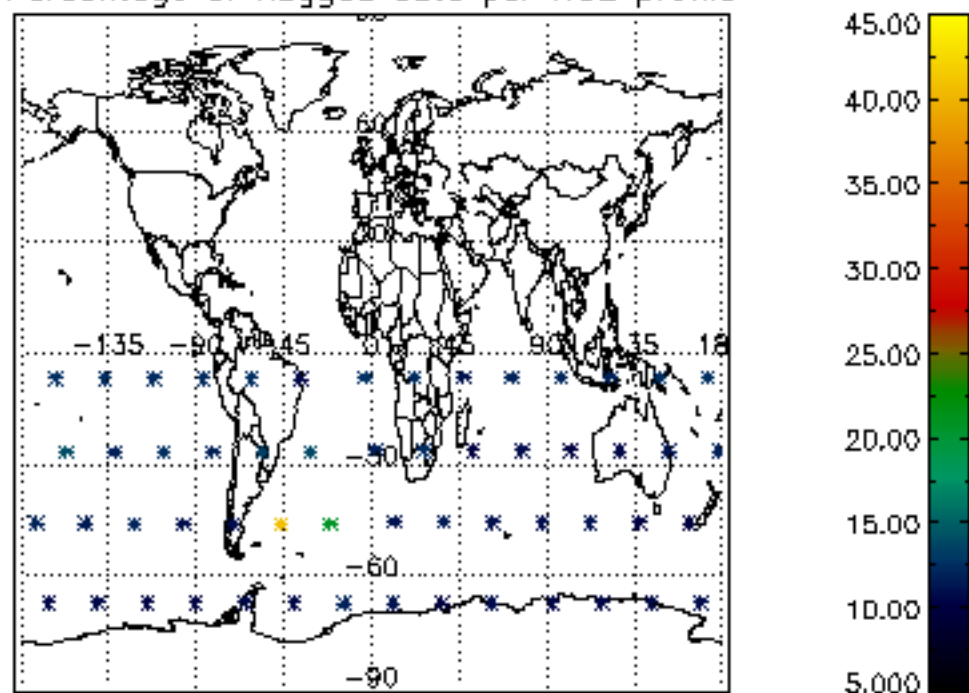
Percentage of flagged data per D3 profile



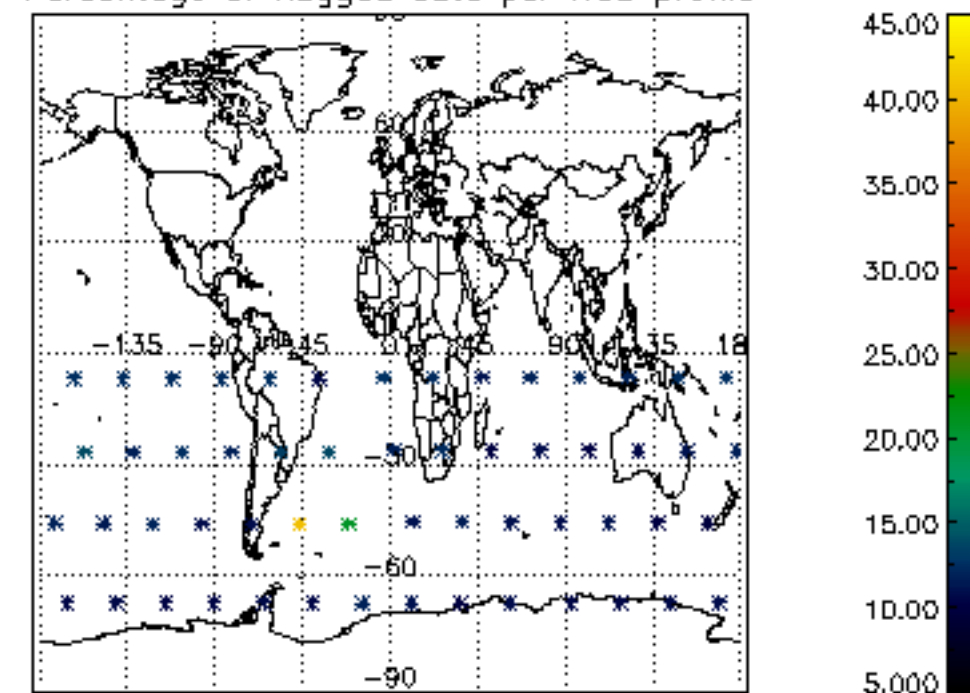
Percentage of flagged data per H2O profile

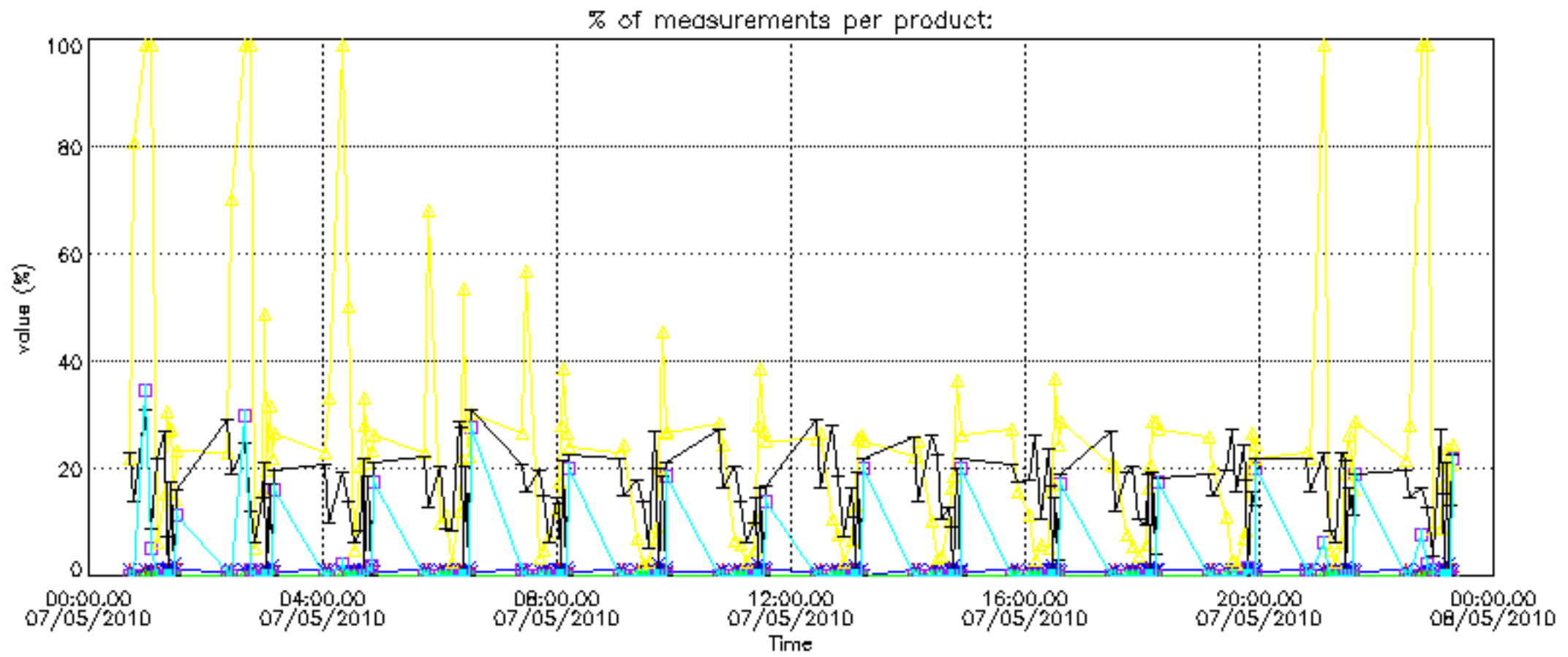


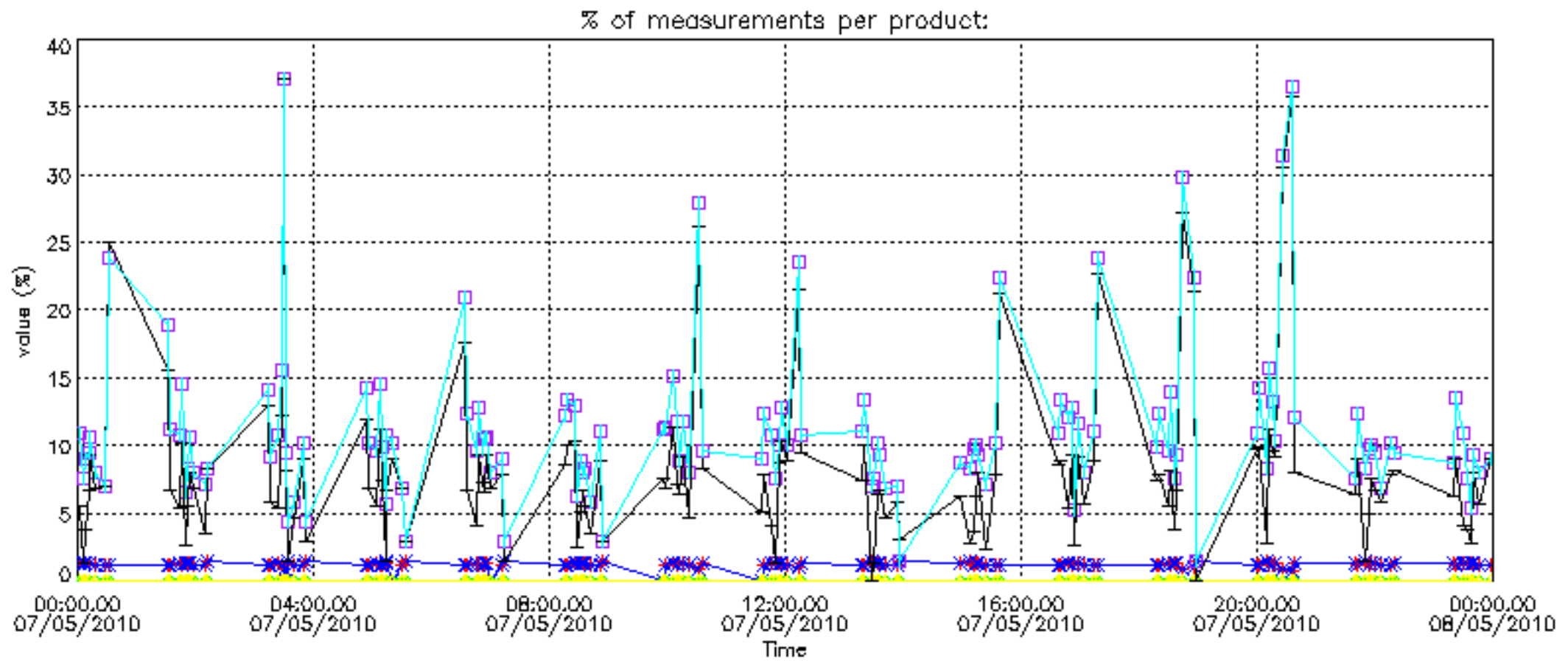
Percentage of flagged data per NO2 profile



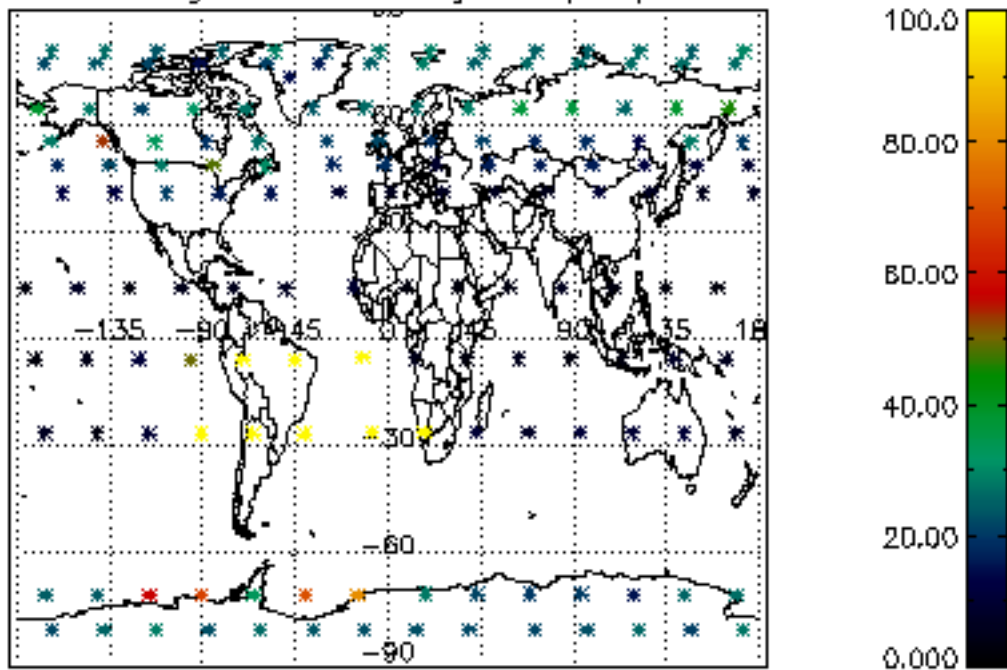
Percentage of flagged data per NO3 profile



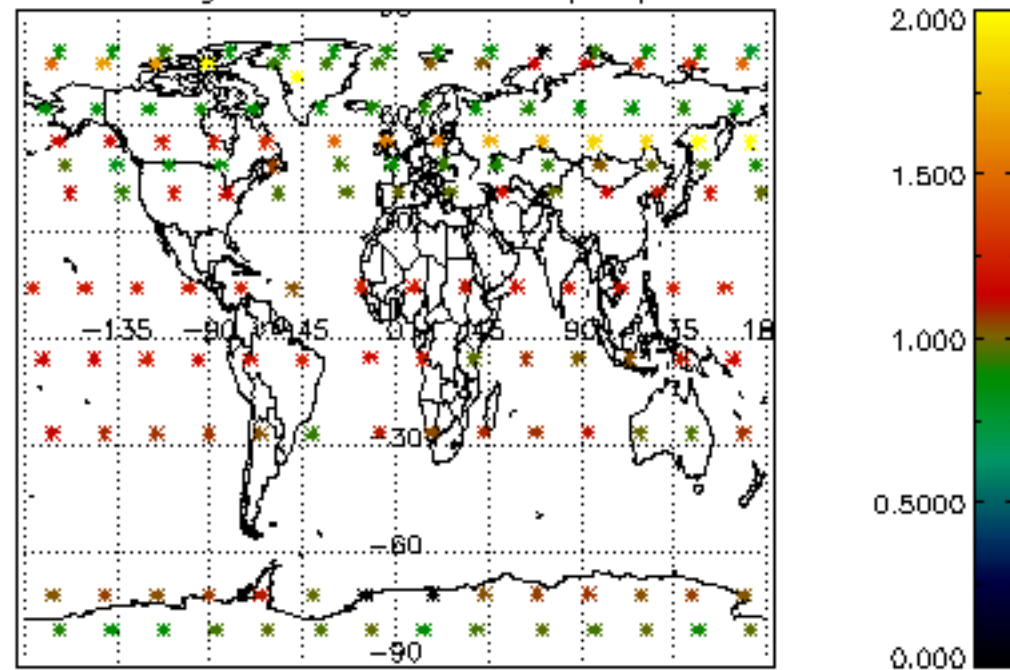




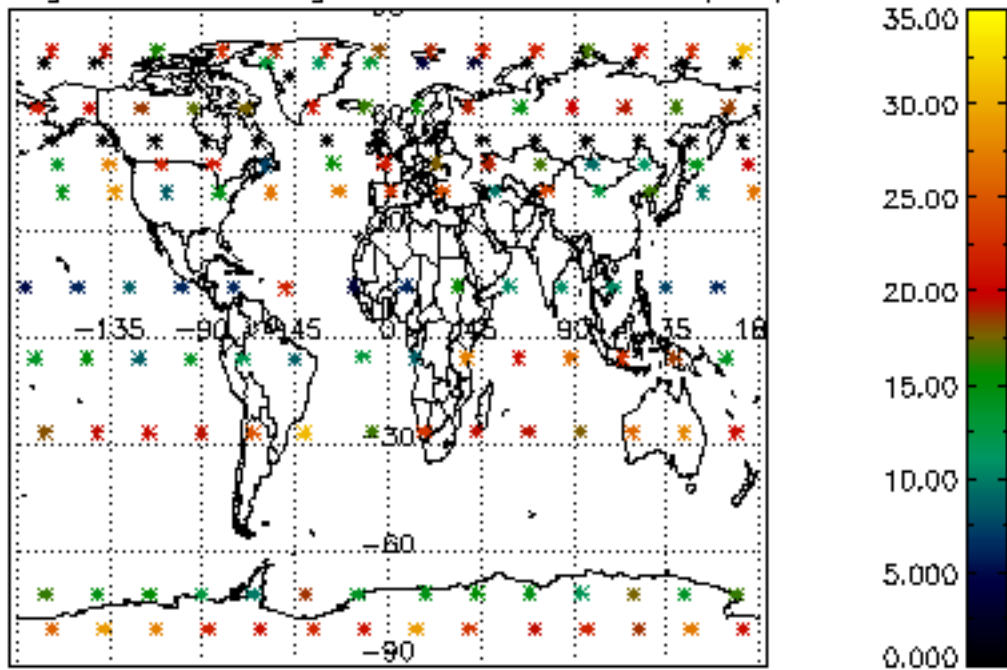
Percentage of cosmic ray hits per profile



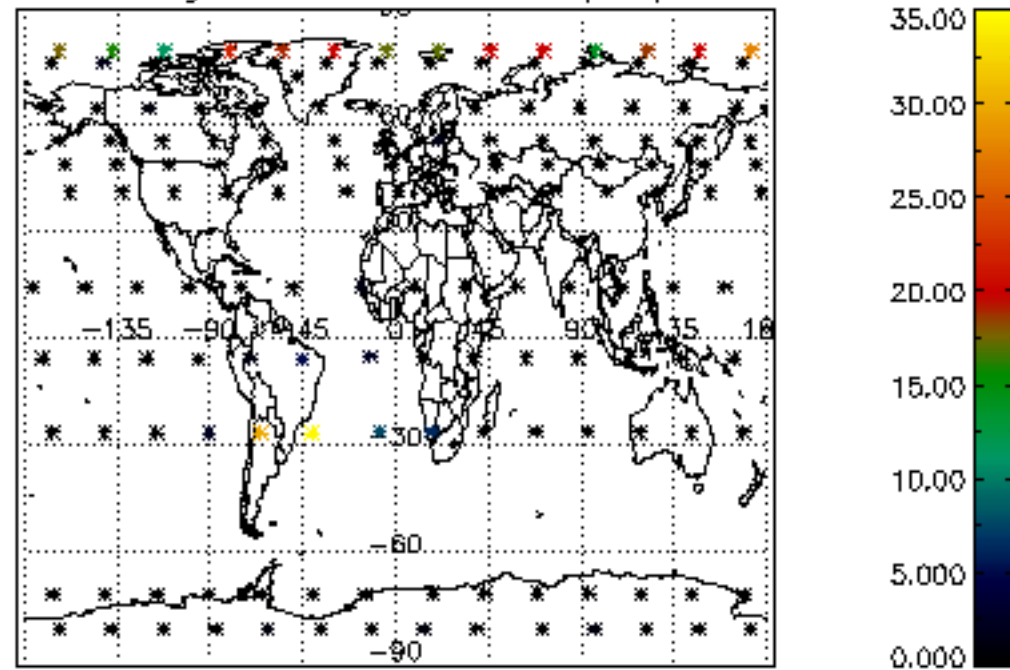
Percentage of datation errors per profile



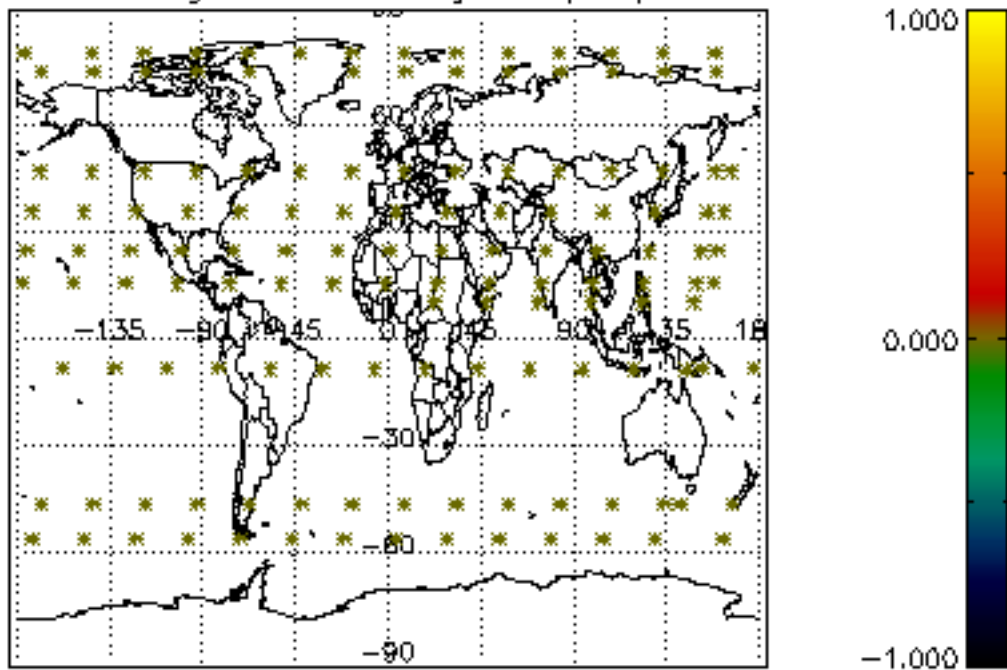
Percentage of star falling outside central band per profile



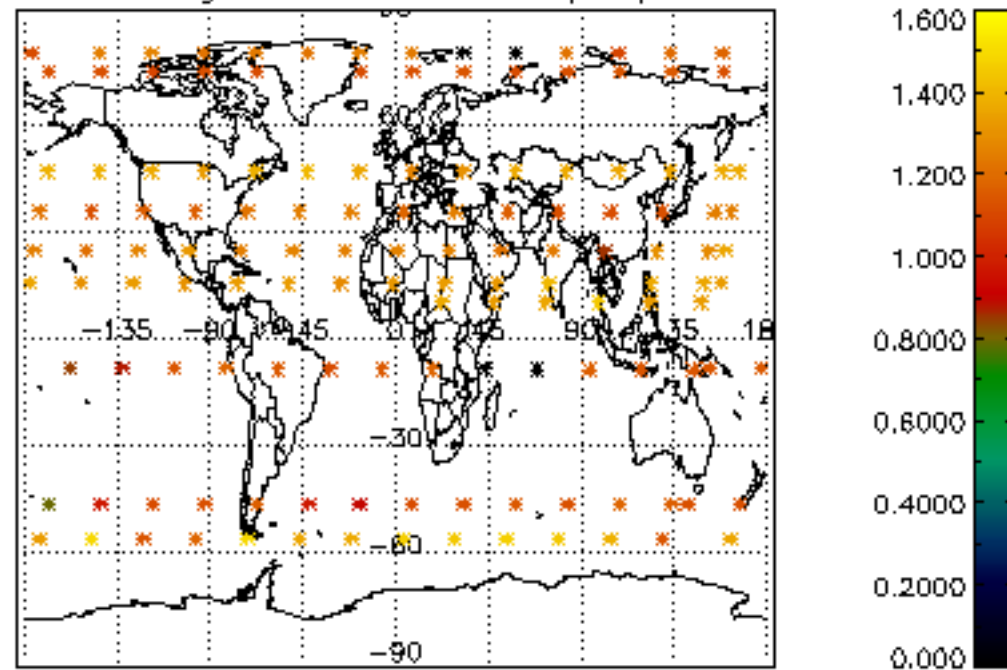
Percentage of saturation errors per profile



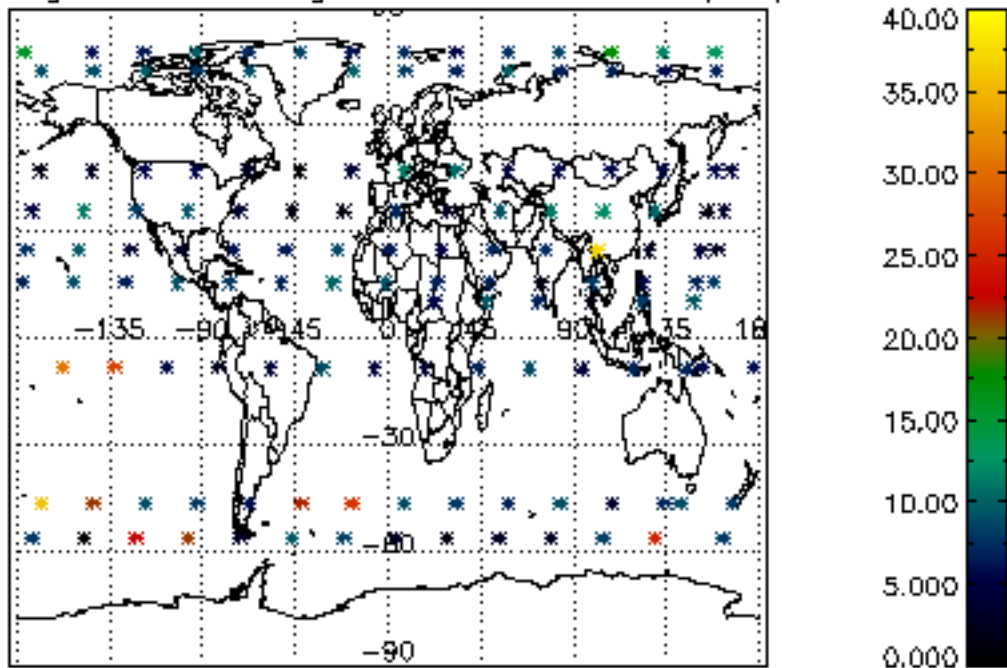
Percentage of cosmic ray hits per profile



Percentage of datation errors per profile



Percentage of star falling outside central band per profile



Percentage of saturation errors per profile

