

# GOMOS Level 2 Daily Report

## SUMMARY

### [1. General Info](#)

### [2. Summary of processed GOM\\_NL\\_2P products](#)

### [3. Level 2 Quality information per product](#)

#### [3.1 Plot of level 2 quality information per product \(time dependant\)](#)

#### [3.2 Plot of level 2 quality information per product \(world map\)](#)

### [4. Level 1 Quality information per product \(stored on level 2 products\)](#)

#### [4.1 Plot of level 1 quality information per product \(time dependant\)](#)

##### [4.1.1 Plot of level 1 quality information per product \(time dependant\): ASCENDING](#)

##### [4.1.2 Plot of level 1 quality information per product \(time dependant\): DESCENDING](#)

#### [4.2 Plot of level 1 quality information per product \(world map\)](#)

##### [4.2.1 Plot of level 1 quality information per product \(world map\): ASCENDING](#)

##### [4.2.2 Plot of level 1 quality information per product \(world map\): DESCENDING](#)

### [5. Ozone profiles based on quality statistics and other trace gas profiles](#)

#### [5.1 Ozone statistics based on quality of products](#)

#### [5.2 Plot ozone profiles for all STD \(dark without errors\)](#)

#### [5.3 Plot ozone profiles where STD < 20% \(dark without errors\)](#)

#### [5.4. Plot ozone profiles where STD < 10% \(dark without errors\)](#)

#### [5.5. Plot ozone profiles where STD < 5% \(dark without errors\)](#)

#### [5.6 Plot NO2 profiles for all STD \(dark without errors\)](#)

#### [5.7 Plot NO3 profiles for all STD \(dark without errors\)](#)

#### [5.8 Plot H2O profiles \(only for occultations of stars 1,2,3,4,13,14,16,26,63 dark without errors\) for all STD](#)

### [6. Auxiliary Data Files used for the production reported in section 2](#)

This report presents the daily analysis on parameters extracted from GOMOS level 2 data (GOM\_NL\_\_2P). It is intended to monitor some important parameters that will impact the quality of these products. A list of level 2 products (and content) that have arrived during the reporting day to the PCF is also given.

Item	Value
Time of report generation	29APR2013 10:12:36
Data source version	GOMOS/6.01
Start time of products	29-04-2010 (29APR2010 00:00:00)
Stop time of products	30-04-2010 (30APR2010 00:00:00)
Store outputs in DB	Yes
Nb of level 2 prods	238
Nb of prods with errors	0

## 2. Summary of processed GOM\_NL\_\_2P products.

Nr	Filename	UTC Start time	Limb	Duration	Star Id	Star Name	Star Mag	Star Temp	Nb Meas	Orbit	Prod. error
1	GOM_NL__2PRFIN20100429_000235_000000512089_00030_42669_6784.N1	29-APR-2010 00:02:35	Dark	51.000	162	34Alp Aqr	2.9440	5350.0	102	42669	No
2	GOM_NL__2PRFIN20100429_000808_000000502089_00030_42669_6785.N1	29-APR-2010 00:08:08	Dark	50.000	142	49Del Cap	2.8500	8900.0	100	42669	No
3	GOM_NL__2PRFIN20100429_001958_000000412089_00031_42670_6778.N1	29-APR-2010 00:19:58	Dark	40.500	45	Alp Pav	1.9400	26000.	81	42670	No
4	GOM_NL__2PRFIN20100429_002733_000000422089_00031_42670_6779.N1	29-APR-2010 00:27:33	Straylight	41.500	141	Bet Ara	2.8400	4600.0	83	42670	No
5	GOM_NL__2PRFIN20100429_002916_000000522089_00031_42670_6780.N1	29-APR-2010 00:29:16	Straylight	51.500	40	The Sco	1.8590	7100.0	103	42670	No
6	GOM_NL__2PRFIN20100429_003557_000000402089_00031_42670_6781.N1	29-APR-2010 00:35:57	Straylight	40.000	81	Eta Cen	2.3560	28000.	80	42670	No
7	GOM_NL__2PRFIN20100429_004344_000000492089_00031_42670_6782.N1	29-APR-2010 00:43:44	Bright	49.000	122	9Alp2Lib	2.7470	9700.0	98	42670	No
8	GOM_NL__2PRFIN20100429_005436_000000402089_00031_42670_6783.N1	29-APR-2010 00:54:36	Bright	39.500	111	8Eta Boo	2.6800	6000.0	79	42670	No
9	GOM_NL__2PRFIN20100429_005829_000000482089_00031_42670_6784.N1	29-APR-2010 00:58:29	Bright	48.000	83		2.3780	11000.	96	42670	No
10	GOM_NL__2PRFIN20100429_010127_000000422089_00031_42670_6785.N1	29-APR-2010 01:01:27	Bright	41.500	180	27Gam Boo	3.0400	8000.0	83	42670	No
11	GOM_NL__2PRFIN20100429_010335_000000382089_00031_42670_6786.N1	29-APR-2010 01:03:35	Bright	38.000	39	85Eta UMa	1.8540	24000.	76	42670	No
12	GOM_NL__2PRFIN20100429_010452_000000382089_00031_42670_6787.N1	29-APR-2010 01:04:52	Bright	37.500	55	79Zet UMa	2.0600	10200.	75	42670	No
13	GOM_NL__2PRFIN20100429_011102_000000382089_00031_42670_6788.N1	29-APR-2010 01:11:02	Bright	38.000	60	7Bet UMi	2.0810	3950.0	76	42670	No
14	GOM_NL__2PRFIN20100429_012114_000000442089_00031_42670_6789.N1	29-APR-2010 01:21:14	Bright	44.000	89	5Alp Cep	2.4510	8000.0	88	42670	No
15	GOM_NL__2PRFIN20100429_013220_000000482089_00031_42670_6790.N1	29-APR-2010 01:32:20	Bright	47.500	164	44Eta Peg	2.9480	5400.0	95	42670	No
16	GOM_NL__2PRFIN20100429_013641_000000452089_00031_42670_6791.N1	29-APR-2010 01:36:41	Twilight	44.500	90	54Alp Peg	2.4870	11000.	89	42670	No
17	GOM_NL__2PRFIN20100429_014311_000000512089_00031_42670_6792.N1	29-APR-2010 01:43:11	Dark	51.000	162	34Alp Aqr	2.9440	5350.0	102	42670	No
18	GOM_NL__2PRFIN20100429_015332_000000412089_00031_42670_6793.N1	29-APR-2010 01:53:32	Dark	41.000	172	Gam Gru	3.0030	13100.	82	42670	No
19	GOM_NL__2PRFIN20100429_020034_000000432089_00032_42671_6786.N1	29-APR-2010 02:00:34	Dark	43.000	45	Alp Pav	1.9400	26000.	86	42671	No
20	GOM_NL__2PRFIN20100429_020810_000000542089_00032_42671_6787.N1	29-APR-2010 02:08:10	Straylight	54.000	141	Bet Ara	2.8400	4600.0	108	42671	No
21	GOM_NL__2PRFIN20100429_020953_000000522089_00032_42671_6788.N1	29-APR-2010 02:09:53	Straylight	51.500	40	The Sco	1.8590	7100.0	103	42671	No
22	GOM_NL__2PRFIN20100429_021633_000000432089_00032_42671_6789.N1	29-APR-2010 02:16:33	Straylight	43.000	81	Eta Cen	2.3560	28000.	86	42671	No
23	GOM_NL__2PRFIN20100429_022419_000000462089_00032_42671_6790.N1	29-APR-2010 02:24:19	Bright	46.000	122	9Alp2Lib	2.7470	9700.0	92	42671	No
24	GOM_NL__2PRFIN20100429_023512_000000412089_00032_42671_6791.N1	29-APR-2010 02:35:12	Bright	40.500	111	8Eta Boo	2.6800	6000.0	81	42671	No
25	GOM_NL__2PRFIN20100429_023905_000000492089_00032_42671_6792.N1	29-APR-2010 02:39:05	Bright	49.000	83		2.3780	11000.	98	42671	No
26	GOM_NL__2PRFIN20100429_024203_000000422089_00032_42671_6793.N1	29-APR-2010 02:42:03	Bright	42.000	180	27Gam Boo	3.0400	8000.0	84	42671	No
27	GOM_NL__2PRFIN20100429_024410_000000382089_00032_42671_6794.N1	29-APR-2010 02:44:10	Bright	37.500	39	85Eta UMa	1.8540	24000.	75	42671	No
28	GOM_NL__2PRFIN20100429_024527_000000382089_00032_42671_6795.N1	29-APR-2010 02:45:27	Bright	37.500	55	79Zet UMa	2.0600	10200.	75	42671	No
29	GOM_NL__2PRFIN20100429_025138_000000392089_00032_42671_6796.N1	29-APR-2010 02:51:38	Bright	39.000	60	7Bet UMi	2.0810	3950.0	78	42671	No
30	GOM_NL__2PRFIN20100429_030150_000000422089_00032_42671_6797.N1	29-APR-2010 03:01:50	Bright	42.000	89	5Alp Cep	2.4510	8000.0	84	42671	No
31	GOM_NL__2PRFIN20100429_031256_000000452089_00032_42671_6798.N1	29-APR-2010 03:12:56	Bright	45.000	164	44Eta Peg	2.9480	5400.0	90	42671	No
32	GOM_NL__2PRFIN20100429_031717_000000462089_00032_42671_6799.N1	29-APR-2010 03:17:17	Twilight	46.000	90	54Alp Peg	2.4870	11000.	92	42671	No
33	GOM_NL__2PRFIN20100429_032348_000000552089_00032_42671_6800.N1	29-APR-2010 03:23:48	Dark	54.500	162	34Alp Aqr	2.9440	5350.0	109	42671	No
34	GOM_NL__2PRFIN20100429_032922_000000502089_00032_42671_6801.N1	29-APR-2010 03:29:22	Dark	50.000	142	49Del Cap	2.8500	8900.0	100	42671	No
35	GOM_NL__2PRFIN20100429_033409_000000442089_00032_42671_6802.N1	29-APR-2010 03:34:09	Dark	43.500	172	Gam Gru	3.0030	13100.	87	42671	No
36	GOM_NL__2PRFIN20100429_034111_000000462089_00033_42672_6814.N1	29-APR-2010 03:41:11	Dark	45.500	45	Alp Pav	1.9400	26000.	91	42672	No
37	GOM_NL__2PRFIN20100429_034846_000000452089_00033_42672_6815.N1	29-APR-2010 03:48:46	Straylight	45.000	141	Bet Ara	2.8400	4600.0	90	42672	No
38	GOM_NL__2PRFIN20100429_035030_000000552089_00033_42672_6816.N1	29-APR-2010 03:50:30	Straylight	55.000	40	The Sco	1.8590	7100.0	110	42672	No
39	GOM_NL__2PRFIN20100429_035710_000000422089_00033_42672_6817.N1	29-APR-2010 03:57:10	Straylight	41.500	81	Eta Cen	2.3560	28000.	83	42672	No
40	GOM_NL__2PRFIN20100429_040456_000000472089_00033_42672_6818.N1	29-APR-2010 04:04:56	Bright	46.500	122	9Alp2Lib	2.7470	9700.0	93	42672	No
41	GOM_NL__2PRFIN20100429_041547_000000392089_00033_42672_6819.N1	29-APR-2010 04:15:47	Bright	39.000	111	8Eta Boo	2.6800	6000.0	78	42672	No
42	GOM_NL__2PRFIN20100429_041940_000000482089_00033_42672_6820.N1	29-APR-2010 04:19:40	Bright	48.000	83		2.3780	11000.	96	42672	No

43	GOM_NL__2PRFIN20100429_042238_000000412089_00033_42672_6821.N1	29-APR-2010 04:22:38	Bright	41.000	180	27Gam Boo	3.0400	8000.0	82	42672	No
44	GOM_NL__2PRFIN20100429_042446_000000382089_00033_42672_6822.N1	29-APR-2010 04:24:46	Bright	38.000	39	85Eta UMa	1.8540	24000.	76	42672	No
45	GOM_NL__2PRFIN20100429_042603_000000382089_00033_42672_6823.N1	29-APR-2010 04:26:03	Bright	37.500	55	79Zet UMa	2.0600	10200.	75	42672	No
46	GOM_NL__2PRFIN20100429_043214_000000392089_00033_42672_6824.N1	29-APR-2010 04:32:14	Bright	39.000	60	7Bet UMi	2.0810	3950.0	78	42672	No
47	GOM_NL__2PRFIN20100429_044225_000000432089_00033_42672_6825.N1	29-APR-2010 04:42:25	Bright	42.500	89	5Alp Cep	2.4510	8000.0	85	42672	No
48	GOM_NL__2PRFIN20100429_045333_000000432089_00033_42672_6826.N1	29-APR-2010 04:53:33	Bright	42.500	164	44Eta Peg	2.9480	5400.0	85	42672	No
49	GOM_NL__2PRFIN20100429_045754_000000442089_00033_42672_6827.N1	29-APR-2010 04:57:54	Twilight	44.000	90	54Alp Peg	2.4870	11000.	88	42672	No
50	GOM_NL__2PRFIN20100429_050425_000000552089_00033_42672_6828.N1	29-APR-2010 05:04:25	Dark	55.000	162	34Alp Aqr	2.9440	5350.0	110	42672	No
51	GOM_NL__2PRFIN20100429_050959_000000522089_00033_42672_6829.N1	29-APR-2010 05:09:59	Dark	51.500	142	49Del Cap	2.8500	8900.0	103	42672	No
52	GOM_NL__2PRFIN20100429_051445_000000412089_00033_42672_6830.N1	29-APR-2010 05:14:45	Dark	41.000	172	Gam Gru	3.0030	13100.	82	42672	No
53	GOM_NL__2PRFIN20100429_052147_000000412089_00034_42673_6828.N1	29-APR-2010 05:21:47	Dark	40.500	45	Alp Pav	1.9400	26000.	81	42673	No
54	GOM_NL__2PRFIN20100429_052923_000000432089_00034_42673_6829.N1	29-APR-2010 05:29:23	Straylight	43.000	141	Bet Ara	2.8400	4600.0	86	42673	No
55	GOM_NL__2PRFIN20100429_053107_000000572089_00034_42673_6830.N1	29-APR-2010 05:31:07	Straylight	57.000	40	The Sco	1.8590	7100.0	114	42673	No
56	GOM_NL__2PRFIN20100429_053746_000000412089_00034_42673_6831.N1	29-APR-2010 05:37:46	Straylight	40.500	81	Eta Cen	2.3560	28000.	81	42673	No
57	GOM_NL__2PRFIN20100429_054532_000000462089_00034_42673_6832.N1	29-APR-2010 05:45:32	Bright	45.500	122	9Alp2Lib	2.7470	9700.0	91	42673	No
58	GOM_NL__2PRFIN20100429_055623_000000412089_00034_42673_6833.N1	29-APR-2010 05:56:23	Bright	40.500	111	8Eta Boo	2.6800	6000.0	81	42673	No
59	GOM_NL__2PRFIN20100429_060015_000000492089_00034_42673_6834.N1	29-APR-2010 06:00:15	Bright	49.000	83		2.3780	11000.	98	42673	No
60	GOM_NL__2PRFIN20100429_060314_000000422089_00034_42673_6835.N1	29-APR-2010 06:03:14	Bright	41.500	180	27Gam Boo	3.0400	8000.0	83	42673	No
61	GOM_NL__2PRFIN20100429_060522_000000382089_00034_42673_6836.N1	29-APR-2010 06:05:22	Bright	38.000	39	85Eta UMa	1.8540	24000.	76	42673	No
62	GOM_NL__2PRFIN20100429_060639_000000372089_00034_42673_6837.N1	29-APR-2010 06:06:39	Bright	37.000	55	79Zet UMa	2.0600	10200.	74	42673	No
63	GOM_NL__2PRFIN20100429_061250_000000382089_00034_42673_6838.N1	29-APR-2010 06:12:50	Bright	37.500	60	7Bet UMi	2.0810	3950.0	75	42673	No
64	GOM_NL__2PRFIN20100429_062301_000000432089_00034_42673_6839.N1	29-APR-2010 06:23:01	Bright	43.000	89	5Alp Cep	2.4510	8000.0	86	42673	No
65	GOM_NL__2PRFIN20100429_063409_000000442089_00034_42673_6840.N1	29-APR-2010 06:34:09	Bright	43.500	164	44Eta Peg	2.9480	5400.0	87	42673	No
66	GOM_NL__2PRFIN20100429_063830_000000442089_00034_42673_6841.N1	29-APR-2010 06:38:30	Twilight	44.000	90	54Alp Peg	2.4870	11000.	88	42673	No
67	GOM_NL__2PRFIN20100429_064502_000000522089_00034_42673_6842.N1	29-APR-2010 06:45:02	Dark	51.500	162	34Alp Aqr	2.9440	5350.0	103	42673	No
68	GOM_NL__2PRFIN20100429_065036_000000512089_00034_42673_6843.N1	29-APR-2010 06:50:36	Dark	50.500	142	49Del Cap	2.8500	8900.0	101	42673	No
69	GOM_NL__2PRFIN20100429_065522_000000412089_00034_42673_6844.N1	29-APR-2010 06:55:22	Dark	41.000	172	Gam Gru	3.0030	13100.	82	42673	No
70	GOM_NL__2PRFIN20100429_070224_000000412089_00035_42674_6837.N1	29-APR-2010 07:02:24	Dark	41.000	45	Alp Pav	1.9400	26000.	82	42674	No
71	GOM_NL__2PRFIN20100429_070959_000000452089_00035_42674_6838.N1	29-APR-2010 07:09:59	Straylight	45.000	141	Bet Ara	2.8400	4600.0	90	42674	No
72	GOM_NL__2PRFIN20100429_071143_000000592089_00035_42674_6839.N1	29-APR-2010 07:11:43	Straylight	58.500	40	The Sco	1.8590	7100.0	117	42674	No
73	GOM_NL__2PRFIN20100429_071822_000000412089_00035_42674_6840.N1	29-APR-2010 07:18:22	Straylight	41.000	81	Eta Cen	2.3560	28000.	82	42674	No
74	GOM_NL__2PRFIN20100429_072608_000000492089_00035_42674_6841.N1	29-APR-2010 07:26:08	Bright	48.500	122	9Alp2Lib	2.7470	9700.0	97	42674	No
75	GOM_NL__2PRFIN20100429_073659_000000392089_00035_42674_6842.N1	29-APR-2010 07:36:59	Bright	39.000	111	8Eta Boo	2.6800	6000.0	78	42674	No
76	GOM_NL__2PRFIN20100429_074051_000000492089_00035_42674_6843.N1	29-APR-2010 07:40:51	Bright	49.000	83		2.3780	11000.	98	42674	No
77	GOM_NL__2PRFIN20100429_074350_000000432089_00035_42674_6844.N1	29-APR-2010 07:43:50	Bright	42.500	180	27Gam Boo	3.0400	8000.0	85	42674	No
78	GOM_NL__2PRFIN20100429_074558_000000402089_00035_42674_6845.N1	29-APR-2010 07:45:58	Bright	39.500	39	85Eta UMa	1.8540	24000.	79	42674	No
79	GOM_NL__2PRFIN20100429_074715_000000392089_00035_42674_6846.N1	29-APR-2010 07:47:15	Bright	39.000	55	79Zet UMa	2.0600	10200.	78	42674	No
80	GOM_NL__2PRFIN20100429_075325_000000392089_00035_42674_6847.N1	29-APR-2010 07:53:25	Bright	39.000	60	7Bet UMi	2.0810	3950.0	78	42674	No
81	GOM_NL__2PRFIN20100429_080337_000000412089_00035_42674_6848.N1	29-APR-2010 08:03:37	Bright	40.500	89	5Alp Cep	2.4510	8000.0	81	42674	No
82	GOM_NL__2PRFIN20100429_081445_000000452089_00035_42674_6849.N1	29-APR-2010 08:14:45	Bright	44.500	164	44Eta Peg	2.9480	5400.0	89	42674	No
83	GOM_NL__2PRFIN20100429_081907_000000452089_00035_42674_6850.N1	29-APR-2010 08:19:07	Twilight	45.000	90	54Alp Peg	2.4870	11000.	90	42674	No
84	GOM_NL__2PRFIN20100429_082538_000000562089_00035_42674_6851.N1	29-APR-2010 08:25:38	Dark	55.500	162	34Alp Aqr	2.9440	5350.0	111	42674	No
85	GOM_NL__2PRFIN20100429_083113_000000512089_00035_42674_6852.N1	29-APR-2010 08:31:13	Dark	51.000	142	49Del Cap	2.8500	8900.0	102	42674	No
86	GOM_NL__2PRFIN20100429_083559_000000412089_00035_42674_6853.N1	29-APR-2010 08:35:59	Dark	40.500	172	Gam Gru	3.0030	13100.	81	42674	No
87	GOM_NL__2PRFIN20100429_084301_000000392089_00036_42675_6857.N1	29-APR-2010 08:43:01	Dark	38.500	45	Alp Pav	1.9400	26000.	77	42675	No
88	GOM_NL__2PRFIN20100429_085036_000000522089_00036_42675_6858.N1	29-APR-2010 08:50:36	Straylight	51.500	141	Bet Ara	2.8400	4600.0	103	42675	No
89	GOM_NL__2PRFIN20100429_085220_000000502089_00036_42675_6859.N1	29-APR-2010 08:52:20	Straylight	49.500	40	The Sco	1.8590	7100.0	99	42675	No
90	GOM_NL__2PRFIN20100429_085859_000000392089_00036_42675_6860.N1	29-APR-2010 08:58:59	Straylight	38.500	81	Eta Cen	2.3560	28000.	77	42675	No
91	GOM_NL__2PRFIN20100429_090644_000000482089_00036_42675_6861.N1	29-APR-2010 09:06:44	Bright	47.500	122	9Alp2Lib	2.7470	9700.0	95	42675	No
92	GOM_NL__2PRFIN20100429_091734_000000402089_00036_42675_6862.N1	29-APR-2010 09:17:34	Bright	40.000	111	8Eta Boo	2.6800	6000.0	80	42675	No
93	GOM_NL__2PRFIN20100429_092126_000000442089_00036_42675_6863.N1	29-APR-2010 09:21:26	Bright	44.000	83		2.3780	11000.	88	42675	No
94	GOM_NL__2PRFIN20100429_092425_000000442089_00036_42675_6864.N1	29-APR-2010 09:24:25	Bright	43.500	180	27Gam Boo	3.0400	8000.0	87	42675	No
95	GOM_NL__2PRFIN20100429_092633_000000402089_00036_42675_6865.N1	29-APR-2010 09:26:33	Bright	40.000	39	85Eta UMa	1.8540	24000.	80	42675	No
96	GOM_NL__2PRFIN20100429_092750_000000372089_00036_42675_6866.N1	29-APR-2010 09:27:50	Bright	37.000	55	79Zet UMa	2.0600	10200.	74	42675	No
97	GOM_NL__2PRFIN20100429_093401_000000402089_00036_42675_6867.N1	29-APR-2010 09:34:01	Bright	40.000	60	7Bet UMi	2.0810	3950.0	80	42675	No
98	GOM_NL__2PRFIN20100429_094413_000000422089_00036_42675_6868.N1	29-APR-2010 09:44:13	Bright	42.000	89	5Alp Cep	2.4510	8000.0	84	42675	No
99	GOM_NL__2PRFIN20100429_095521_000000472089_00036_42675_6869.N1	29-APR-2010 09:55:21	Bright	47.000	164	44Eta Peg	2.9480	5400.0	94	42675	No
100	GOM_NL__2PRFIN20100429_095943_000000432089_00036_42675_6870.N1	29-APR-2010 09:59:43	Twilight	43.000	90	54Alp Peg	2.4870	11000.	86	42675	No
101	GOM_NL__2PRFIN20100429_100615_000000512089_00036_42675_6871.N1	29-APR-2010 10:06:15	Dark	51.000	162	34Alp Aqr	2.9440	5350.0	102	42675	No

102	GOM_NL__2PRFIN20100429_101150_000000522089_00036_42675_6872.N1	29-APR-2010 10:11:50	Dark	51.500	142	49Del Cap	2.8500	8900.0	103	42675	No
103	GOM_NL__2PRFIN20100429_101635_000000422089_00036_42675_6873.N1	29-APR-2010 10:16:35	Dark	41.500	172	Gam Gru	3.0030	13100.	83	42675	No
104	GOM_NL__2PRFIN20100429_102337_000000412089_00037_42676_6863.N1	29-APR-2010 10:23:37	Dark	41.000	45	Alp Pav	1.9400	26000.	82	42676	No
105	GOM_NL__2PRFIN20100429_103112_000000432089_00037_42676_6864.N1	29-APR-2010 10:31:12	Straylight	43.000	141	Bet Ara	2.8400	4600.0	86	42676	No
106	GOM_NL__2PRFIN20100429_103257_000000572089_00037_42676_6865.N1	29-APR-2010 10:32:57	Straylight	56.500	40	The Sco	1.8590	7100.0	113	42676	No
107	GOM_NL__2PRFIN20100429_103934_000000432089_00037_42676_6866.N1	29-APR-2010 10:39:34	Straylight	42.500	81	Eta Cen	2.3560	28000.	85	42676	No
108	GOM_NL__2PRFIN20100429_104720_000000452089_00037_42676_6867.N1	29-APR-2010 10:47:20	Bright	44.500	122	9Alp2Lib	2.7470	9700.0	89	42676	No
109	GOM_NL__2PRFIN20100429_105810_000000402089_00037_42676_6868.N1	29-APR-2010 10:58:10	Bright	39.500	111	8Eta Boo	2.6800	6000.0	79	42676	No
110	GOM_NL__2PRFIN20100429_110202_000000482089_00037_42676_6869.N1	29-APR-2010 11:02:02	Bright	48.000	83		2.3780	11000.	96	42676	No
111	GOM_NL__2PRFIN20100429_110500_000000432089_00037_42676_6870.N1	29-APR-2010 11:05:00	Bright	42.500	180	27Gam Boo	3.0400	8000.0	85	42676	No
112	GOM_NL__2PRFIN20100429_110709_000000392089_00037_42676_6871.N1	29-APR-2010 11:07:09	Bright	39.000	39	85Eta UMa	1.8540	24000.	78	42676	No
113	GOM_NL__2PRFIN20100429_110826_000000392089_00037_42676_6872.N1	29-APR-2010 11:08:26	Bright	39.000	55	79Zet UMa	2.0600	10200.	78	42676	No
114	GOM_NL__2PRFIN20100429_111436_000000382089_00037_42676_6873.N1	29-APR-2010 11:14:36	Bright	37.500	60	7Bet UMi	2.0810	3950.0	75	42676	No
115	GOM_NL__2PRFIN20100429_112448_000000432089_00037_42676_6874.N1	29-APR-2010 11:24:48	Bright	43.000	89	5Alp Cep	2.4510	8000.0	86	42676	No
116	GOM_NL__2PRFIN20100429_113557_000000442089_00037_42676_6875.N1	29-APR-2010 11:35:57	Bright	43.500	164	44Eta Peg	2.9480	5400.0	87	42676	No
117	GOM_NL__2PRFIN20100429_114018_000000462089_00037_42676_6876.N1	29-APR-2010 11:40:18	Twilight	45.500	90	54Alp Peg	2.4870	11000.	91	42676	No
118	GOM_NL__2PRFIN20100429_114652_000000522089_00037_42676_6877.N1	29-APR-2010 11:46:52	Dark	51.500	162	34Alp Aqr	2.9440	5350.0	103	42676	No
119	GOM_NL__2PRFIN20100429_115226_000000492089_00037_42676_6878.N1	29-APR-2010 11:52:26	Dark	49.000	142	49Del Cap	2.8500	8900.0	98	42676	No
120	GOM_NL__2PRFIN20100429_115712_000000432089_00037_42676_6879.N1	29-APR-2010 11:57:12	Dark	42.500	172	Gam Gru	3.0030	13100.	85	42676	No
121	GOM_NL__2PRFIN20100429_120413_000000412089_00038_42677_6871.N1	29-APR-2010 12:04:13	Dark	40.500	45	Alp Pav	1.9400	26000.	81	42677	No
122	GOM_NL__2PRFIN20100429_121149_000000502089_00038_42677_6872.N1	29-APR-2010 12:11:49	Straylight	50.000	141	Bet Ara	2.8400	4600.0	100	42677	No
123	GOM_NL__2PRFIN20100429_121334_000000522089_00038_42677_6873.N1	29-APR-2010 12:13:34	Straylight	51.500	40	The Sco	1.8590	7100.0	103	42677	No
124	GOM_NL__2PRFIN20100429_122011_000000402089_00038_42677_6874.N1	29-APR-2010 12:20:11	Straylight	39.500	81	Eta Cen	2.3560	28000.	79	42677	No
125	GOM_NL__2PRFIN20100429_122756_000000462089_00038_42677_6875.N1	29-APR-2010 12:27:56	Bright	45.500	122	9Alp2Lib	2.7470	9700.0	91	42677	No
126	GOM_NL__2PRFIN20100429_123846_000000382089_00038_42677_6876.N1	29-APR-2010 12:38:46	Bright	38.000	111	8Eta Boo	2.6800	6000.0	76	42677	No
127	GOM_NL__2PRFIN20100429_124237_000000442089_00038_42677_6877.N1	29-APR-2010 12:42:37	Bright	44.000	83		2.3780	11000.	88	42677	No
128	GOM_NL__2PRFIN20100429_124536_000000432089_00038_42677_6878.N1	29-APR-2010 12:45:36	Bright	43.000	180	27Gam Boo	3.0400	8000.0	86	42677	No
129	GOM_NL__2PRFIN20100429_124744_000000362089_00038_42677_6879.N1	29-APR-2010 12:47:44	Bright	35.500	39	85Eta UMa	1.8540	24000.	71	42677	No
130	GOM_NL__2PRFIN20100429_124902_000000352089_00038_42677_6880.N1	29-APR-2010 12:49:02	Bright	34.500	55	79Zet UMa	2.0600	10200.	69	42677	No
131	GOM_NL__2PRFIN20100429_125512_000000402089_00038_42677_6881.N1	29-APR-2010 12:55:12	Bright	40.000	60	7Bet UMi	2.0810	3950.0	80	42677	No
132	GOM_NL__2PRFIN20100429_130523_000000422089_00038_42677_6882.N1	29-APR-2010 13:05:23	Bright	42.000	89	5Alp Cep	2.4510	8000.0	84	42677	No
133	GOM_NL__2PRFIN20100429_131633_000000452089_00038_42677_6883.N1	29-APR-2010 13:16:33	Bright	44.500	164	44Eta Peg	2.9480	5400.0	89	42677	No
134	GOM_NL__2PRFIN20100429_132055_000000442089_00038_42677_6884.N1	29-APR-2010 13:20:55	Twilight	44.000	90	54Alp Peg	2.4870	11000.	88	42677	No
135	GOM_NL__2PRFIN20100429_132728_000000522089_00038_42677_6885.N1	29-APR-2010 13:27:28	Dark	52.000	162	34Alp Aqr	2.9440	5350.0	104	42677	No
136	GOM_NL__2PRFIN20100429_133303_000000492089_00038_42677_6886.N1	29-APR-2010 13:33:03	Dark	48.500	142	49Del Cap	2.8500	8900.0	97	42677	No
137	GOM_NL__2PRFIN20100429_133748_000000402089_00038_42677_6887.N1	29-APR-2010 13:37:48	Dark	40.000	172	Gam Gru	3.0030	13100.	80	42677	No
138	GOM_NL__2PRFIN20100429_134450_000000402089_00039_42678_6906.N1	29-APR-2010 13:44:50	Dark	40.000	45	Alp Pav	1.9400	26000.	80	42678	No
139	GOM_NL__2PRFIN20100429_135225_000000452089_00039_42678_6907.N1	29-APR-2010 13:52:25	Straylight	44.500	141	Bet Ara	2.8400	4600.0	89	42678	No
140	GOM_NL__2PRFIN20100429_135411_000000522089_00039_42678_6908.N1	29-APR-2010 13:54:11	Straylight	51.500	40	The Sco	1.8590	7100.0	103	42678	No
141	GOM_NL__2PRFIN20100429_140047_000000392089_00039_42678_6909.N1	29-APR-2010 14:00:47	Straylight	39.000	81	Eta Cen	2.3560	28000.	78	42678	No
142	GOM_NL__2PRFIN20100429_140357_000000252089_00039_42678_6910.N1	29-APR-2010 14:03:57	Tw_and_stray	24.500	158	6Pi Sco	2.9060	28000.	49	42678	No
143	GOM_NL__2PRFIN20100429_140832_000000482089_00039_42678_6911.N1	29-APR-2010 14:08:32	Bright	47.500	122	9Alp2Lib	2.7470	9700.0	95	42678	No
144	GOM_NL__2PRFIN20100429_141922_000000392089_00039_42678_6912.N1	29-APR-2010 14:19:22	Bright	38.500	111	8Eta Boo	2.6800	6000.0	77	42678	No
145	GOM_NL__2PRFIN20100429_142313_000000482089_00039_42678_6913.N1	29-APR-2010 14:23:13	Bright	47.500	83		2.3780	11000.	95	42678	No
146	GOM_NL__2PRFIN20100429_142611_000000422089_00039_42678_6914.N1	29-APR-2010 14:26:11	Bright	42.000	180	27Gam Boo	3.0400	8000.0	84	42678	No
147	GOM_NL__2PRFIN20100429_142820_000000392089_00039_42678_6915.N1	29-APR-2010 14:28:20	Bright	39.000	39	85Eta UMa	1.8540	24000.	78	42678	No
148	GOM_NL__2PRFIN20100429_142937_000000392089_00039_42678_6916.N1	29-APR-2010 14:29:37	Bright	38.500	55	79Zet UMa	2.0600	10200.	77	42678	No
149	GOM_NL__2PRFIN20100429_143548_000000352089_00039_42678_6917.N1	29-APR-2010 14:35:48	Bright	35.000	60	7Bet UMi	2.0810	3950.0	70	42678	No
150	GOM_NL__2PRFIN20100429_144559_000000422089_00039_42678_6918.N1	29-APR-2010 14:45:59	Bright	42.000	89	5Alp Cep	2.4510	8000.0	84	42678	No
151	GOM_NL__2PRFIN20100429_145709_000000462089_00039_42678_6919.N1	29-APR-2010 14:57:09	Bright	45.500	164	44Eta Peg	2.9480	5400.0	91	42678	No
152	GOM_NL__2PRFIN20100429_150131_000000442089_00039_42678_6920.N1	29-APR-2010 15:01:31	Twilight	44.000	90	54Alp Peg	2.4870	11000.	88	42678	No
153	GOM_NL__2PRFIN20100429_150805_000000522089_00039_42678_6921.N1	29-APR-2010 15:08:05	Dark	51.500	162	34Alp Aqr	2.9440	5350.0	103	42678	No
154	GOM_NL__2PRFIN20100429_151340_000000492089_00039_42678_6922.N1	29-APR-2010 15:13:40	Dark	49.000	142	49Del Cap	2.8500	8900.0	98	42678	No
155	GOM_NL__2PRFIN20100429_151825_000000392089_00039_42678_6923.N1	29-APR-2010 15:18:25	Dark	39.000	172	Gam Gru	3.0030	13100.	78	42678	No
156	GOM_NL__2PRFIN20100429_171339_000000502089_00041_42680_6923.N1	29-APR-2010 17:13:39	Straylight	50.000	141	Bet Ara	2.8400	4600.0	100	42680	No
157	GOM_NL__2PRFIN20100429_171525_000000532089_00041_42680_6924.N1	29-APR-2010 17:15:25	Straylight	52.500	40	The Sco	1.8590	7100.0	105	42680	No
158	GOM_NL__2PRFIN20100429_171708_000000612089_00041_42680_6925.N1	29-APR-2010 17:17:08	Straylight	61.000	25	35Lam Sco	1.6200	28000.	122	42680	No
159	GOM_NL__2PRFIN20100429_172021_000000602089_00041_42680_6926.N1	29-APR-2010 17:20:21	Straylight	59.500	75	26Eps Sco	2.2910	4250.0	119	42680	No
160	GOM_NL__2PRFIN20100429_172410_000000712089_00041_42680_6927.N1	29-APR-2010 17:24:10	Tw_and_stray	71.000	16	21Alp Sco	1.0200	3000.0	142	42680	No



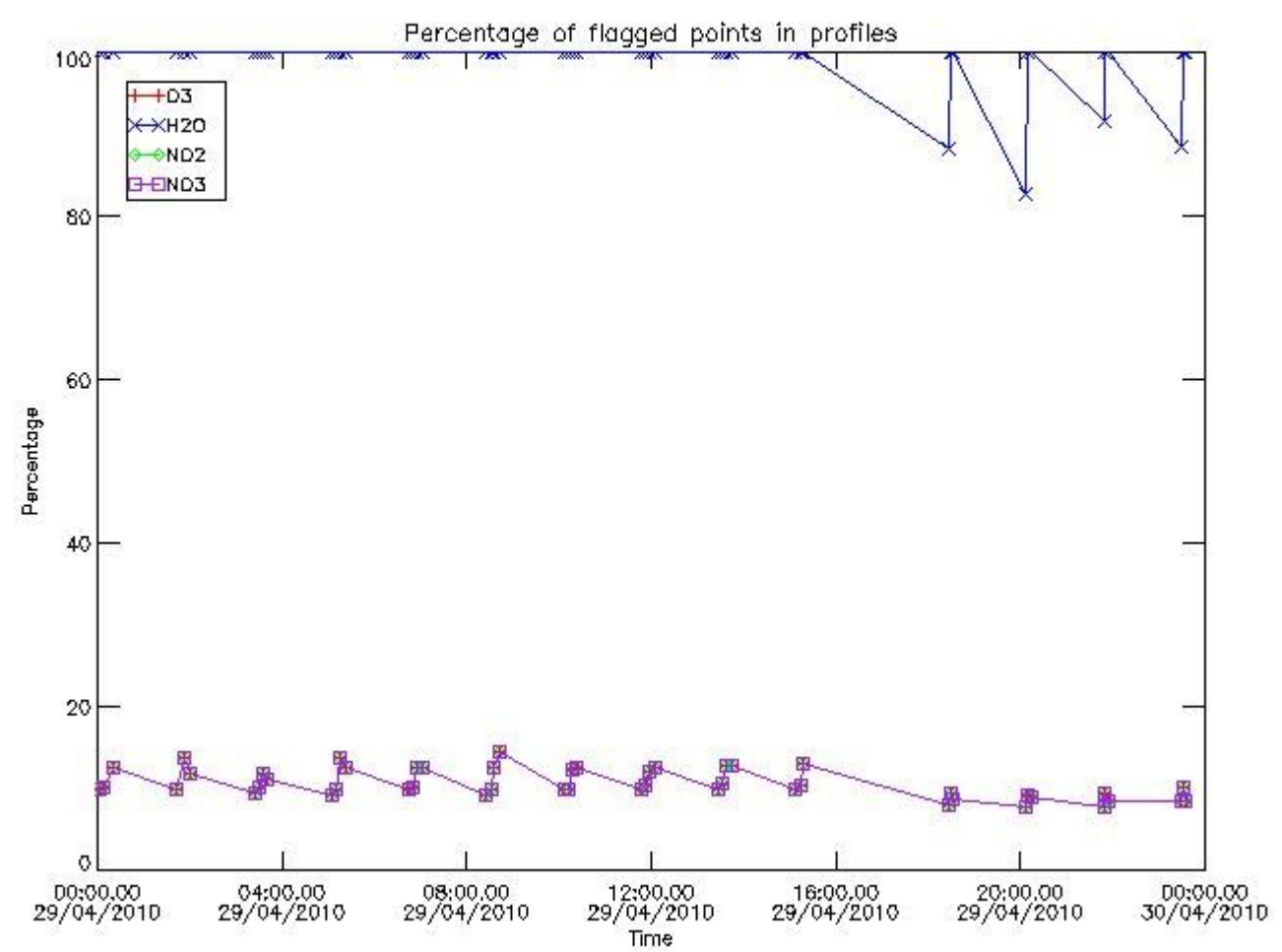
161	GOM_NL__2PRFIN20100429_172630_000000622089_00041_42680_6928.N1	29-APR-2010 17:26:30	Twilight	62.000	80	7Del Sco	2.3160	30000.	124	42680	No
162	GOM_NL__2PRFIN20100429_172944_000000482089_00041_42680_6929.N1	29-APR-2010 17:29:44	Bright	47.500	122	9Alp2Lib	2.7470	9700.0	95	42680	No
163	GOM_NL__2PRFIN20100429_173206_000000522089_00041_42680_6930.N1	29-APR-2010 17:32:06	Bright	51.500	104	27Bet Lib	2.6140	13100.	103	42680	No
164	GOM_NL__2PRFIN20100429_174033_000000402089_00041_42680_6931.N1	29-APR-2010 17:40:33	Bright	40.000	111	8Eta Boo	2.6800	6000.0	80	42680	No
165	GOM_NL__2PRFIN20100429_174423_000000672089_00041_42680_6932.N1	29-APR-2010 17:44:23	Bright	67.000	83		2.3780	11000.	134	42680	No
166	GOM_NL__2PRFIN20100429_174722_000000432089_00041_42680_6933.N1	29-APR-2010 17:47:22	Bright	43.000	180	27Gam Boo	3.0400	8000.0	86	42680	No
167	GOM_NL__2PRFIN20100429_174931_000000402089_00041_42680_6934.N1	29-APR-2010 17:49:31	Bright	39.500	39	85Eta UMa	1.8540	24000.	79	42680	No
168	GOM_NL__2PRFIN20100429_175700_000000442089_00041_42680_6935.N1	29-APR-2010 17:57:00	Bright	43.500	119	14Eta Dra	2.7270	4700.0	87	42680	No
169	GOM_NL__2PRFIN20100429_180711_000000512089_00041_42680_6936.N1	29-APR-2010 18:07:11	Bright	51.000	89	5Alp Cep	2.4510	8000.0	102	42680	No
170	GOM_NL__2PRFIN20100429_181223_000000602089_00041_42680_6937.N1	29-APR-2010 18:12:23	Bright	59.500	19	50Alp Cyg	1.2460	10500.	119	42680	No
171	GOM_NL__2PRFIN20100429_181821_000000462089_00041_42680_6938.N1	29-APR-2010 18:18:21	Bright	45.500	164	44Eta Peg	2.9480	5400.0	91	42680	No
172	GOM_NL__2PRFIN20100429_182243_000000462089_00041_42680_6939.N1	29-APR-2010 18:22:43	Twilight	46.000	90	54Alp Peg	2.4870	11000.	92	42680	No
173	GOM_NL__2PRFIN20100429_182652_000000652089_00041_42680_6940.N1	29-APR-2010 18:26:52	Dark	64.500	61	8Eps Peg	2.1000	3900.0	129	42680	No
174	GOM_NL__2PRFIN20100429_182918_000000552089_00041_42680_6941.N1	29-APR-2010 18:29:18	Dark	54.500	162	34Alp Aqr	2.9440	5350.0	109	42680	No
175	GOM_NL__2PRFIN20100429_183253_000000592089_00041_42680_6942.N1	29-APR-2010 18:32:53	Dark	59.000	154	22Bet Aqr	2.8990	5700.0	118	42680	No
176	GOM_NL__2PRFIN20100429_185416_000000442089_00042_42681_6931.N1	29-APR-2010 18:54:16	Straylight	44.000	141	Bet Ara	2.8400	4600.0	88	42681	No
177	GOM_NL__2PRFIN20100429_185601_000000542089_00042_42681_6932.N1	29-APR-2010 18:56:01	Straylight	53.500	40	The Sco	1.8590	7100.0	107	42681	No
178	GOM_NL__2PRFIN20100429_185745_000000632089_00042_42681_6933.N1	29-APR-2010 18:57:45	Straylight	63.000	25	35Lam Sco	1.6200	28000.	126	42681	No
179	GOM_NL__2PRFIN20100429_190058_000000602089_00042_42681_6934.N1	29-APR-2010 19:00:58	Straylight	60.000	75	26Eps Sco	2.2910	4250.0	120	42681	No
180	GOM_NL__2PRFIN20100429_190447_000000792089_00042_42681_6935.N1	29-APR-2010 19:04:47	Twilight	79.000	16	21Alp Sco	1.0200	3000.0	158	42681	No
181	GOM_NL__2PRFIN20100429_190706_000000632089_00042_42681_6936.N1	29-APR-2010 19:07:06	Twilight	62.500	80	7Del Sco	2.3160	30000.	125	42681	No
182	GOM_NL__2PRFIN20100429_191020_000000482089_00042_42681_6937.N1	29-APR-2010 19:10:20	Bright	47.500	122	9Alp2Lib	2.7470	9700.0	95	42681	No
183	GOM_NL__2PRFIN20100429_191242_000000512089_00042_42681_6938.N1	29-APR-2010 19:12:42	Bright	51.000	104	27Bet Lib	2.6140	13100.	102	42681	No
184	GOM_NL__2PRFIN20100429_192109_000000402089_00042_42681_6939.N1	29-APR-2010 19:21:09	Bright	39.500	111	8Eta Boo	2.6800	6000.0	79	42681	No
185	GOM_NL__2PRFIN20100429_192459_000000462089_00042_42681_6940.N1	29-APR-2010 19:24:59	Bright	45.500	83		2.3780	11000.	91	42681	No
186	GOM_NL__2PRFIN20100429_192758_000000422089_00042_42681_6941.N1	29-APR-2010 19:27:58	Bright	42.000	180	27Gam Boo	3.0400	8000.0	84	42681	No
187	GOM_NL__2PRFIN20100429_193007_000000402089_00042_42681_6942.N1	29-APR-2010 19:30:07	Bright	39.500	39	85Eta UMa	1.8540	24000.	79	42681	No
188	GOM_NL__2PRFIN20100429_193735_000000462089_00042_42681_6943.N1	29-APR-2010 19:37:35	Bright	45.500	119	14Eta Dra	2.7270	4700.0	91	42681	No
189	GOM_NL__2PRFIN20100429_194746_000000612089_00042_42681_6944.N1	29-APR-2010 19:47:46	Bright	61.000	89	5Alp Cep	2.4510	8000.0	122	42681	No
190	GOM_NL__2PRFIN20100429_195259_000000612089_00042_42681_6945.N1	29-APR-2010 19:52:59	Bright	60.500	19	50Alp Cyg	1.2460	10500.	121	42681	No
191	GOM_NL__2PRFIN20100429_195857_000000452089_00042_42681_6946.N1	29-APR-2010 19:58:57	Bright	45.000	164	44Eta Peg	2.9480	5400.0	90	42681	No
192	GOM_NL__2PRFIN20100429_200320_000000452089_00042_42681_6947.N1	29-APR-2010 20:03:20	Twilight	45.000	90	54Alp Peg	2.4870	11000.	90	42681	No
193	GOM_NL__2PRFIN20100429_200728_000000672089_00042_42681_6948.N1	29-APR-2010 20:07:28	Dark	66.500	61	8Eps Peg	2.1000	3900.0	133	42681	No
194	GOM_NL__2PRFIN20100429_200955_000000562089_00042_42681_6949.N1	29-APR-2010 20:09:55	Dark	55.500	162	34Alp Aqr	2.9440	5350.0	111	42681	No
195	GOM_NL__2PRFIN20100429_201330_000000582089_00042_42681_6950.N1	29-APR-2010 20:13:30	Dark	57.500	154	22Bet Aqr	2.8990	5700.0	115	42681	No
196	GOM_NL__2PRFIN20100429_203452_000000452089_00043_42682_6939.N1	29-APR-2010 20:34:52	Straylight	45.000	141	Bet Ara	2.8400	4600.0	90	42682	No
197	GOM_NL__2PRFIN20100429_203638_000000512089_00043_42682_6940.N1	29-APR-2010 20:36:38	Straylight	50.500	40	The Sco	1.8590	7100.0	101	42682	No
198	GOM_NL__2PRFIN20100429_203822_000000582089_00043_42682_6941.N1	29-APR-2010 20:38:22	Straylight	57.500	25	35Lam Sco	1.6200	28000.	115	42682	No
199	GOM_NL__2PRFIN20100429_204134_000000622089_00043_42682_6942.N1	29-APR-2010 20:41:34	Straylight	62.000	75	26Eps Sco	2.2910	4250.0	124	42682	No
200	GOM_NL__2PRFIN20100429_204523_000000812089_00043_42682_6943.N1	29-APR-2010 20:45:23	Twilight	81.000	16	21Alp Sco	1.0200	3000.0	162	42682	No
201	GOM_NL__2PRFIN20100429_204742_000000622089_00043_42682_6944.N1	29-APR-2010 20:47:42	Twilight	61.500	80	7Del Sco	2.3160	30000.	123	42682	No
202	GOM_NL__2PRFIN20100429_205056_000000482089_00043_42682_6945.N1	29-APR-2010 20:50:56	Bright	48.000	122	9Alp2Lib	2.7470	9700.0	96	42682	No
203	GOM_NL__2PRFIN20100429_205317_000000502089_00043_42682_6946.N1	29-APR-2010 20:53:17	Bright	49.500	104	27Bet Lib	2.6140	13100.	99	42682	No
204	GOM_NL__2PRFIN20100429_210145_000000382089_00043_42682_6947.N1	29-APR-2010 21:01:45	Bright	38.000	111	8Eta Boo	2.6800	6000.0	76	42682	No
205	GOM_NL__2PRFIN20100429_210534_000000492089_00043_42682_6948.N1	29-APR-2010 21:05:34	Bright	48.500	83		2.3780	11000.	97	42682	No
206	GOM_NL__2PRFIN20100429_210833_000000432089_00043_42682_6949.N1	29-APR-2010 21:08:33	Bright	43.000	180	27Gam Boo	3.0400	8000.0	86	42682	No
207	GOM_NL__2PRFIN20100429_211043_000000402089_00043_42682_6950.N1	29-APR-2010 21:10:43	Bright	40.000	39	85Eta UMa	1.8540	24000.	80	42682	No
208	GOM_NL__2PRFIN20100429_211810_000000452089_00043_42682_6951.N1	29-APR-2010 21:18:10	Bright	44.500	119	14Eta Dra	2.7270	4700.0	89	42682	No
209	GOM_NL__2PRFIN20100429_212822_000000422089_00043_42682_6952.N1	29-APR-2010 21:28:22	Bright	42.000	89	5Alp Cep	2.4510	8000.0	84	42682	No
210	GOM_NL__2PRFIN20100429_213334_000000612089_00043_42682_6953.N1	29-APR-2010 21:33:34	Bright	60.500	19	50Alp Cyg	1.2460	10500.	121	42682	No
211	GOM_NL__2PRFIN20100429_213934_000000442089_00043_42682_6954.N1	29-APR-2010 21:39:34	Bright	43.500	164	44Eta Peg	2.9480	5400.0	87	42682	No
212	GOM_NL__2PRFIN20100429_214356_000000452089_00043_42682_6955.N1	29-APR-2010 21:43:56	Twilight	44.500	90	54Alp Peg	2.4870	11000.	89	42682	No
213	GOM_NL__2PRFIN20100429_214805_000000662089_00043_42682_6956.N1	29-APR-2010 21:48:05	Dark	65.500	61	8Eps Peg	2.1000	3900.0	131	42682	No
214	GOM_NL__2PRFIN20100429_215032_000000542089_00043_42682_6957.N1	29-APR-2010 21:50:32	Dark	53.500	162	34Alp Aqr	2.9440	5350.0	107	42682	No
215	GOM_NL__2PRFIN20100429_215407_000000602089_00043_42682_6958.N1	29-APR-2010 21:54:07	Dark	60.000	154	22Bet Aqr	2.8990	5700.0	120	42682	No
216	GOM_NL__2PRFIN20100429_221529_000000442089_00044_42683_6967.N1	29-APR-2010 22:15:29	Straylight	43.500	141	Bet Ara	2.8400	4600.0	87	42683	No
217	GOM_NL__2PRFIN20100429_221715_000000552089_00044_42683_6968.N1	29-APR-2010 22:17:15	Straylight	55.000	40	The Sco	1.8590	7100.0	110	42683	No
218	GOM_NL__2PRFIN20100429_221859_000000622089_00044_42683_6969.N1	29-APR-2010 22:18:59	Straylight	61.500	25	35Lam Sco	1.6200	28000.	123	42683	No
219	GOM_NL__2PRFIN20100429_222211_000000582089_00044_42683_6970.N1	29-APR-2010 22:22:11	Straylight	58.000	75	26Eps Sco	2.2910	4250.0	116	42683	No

220	GOM_NL__2PRFIN20100429_222600_000000772089_00044_42683_6971.N1	29-APR-2010 22:26:00	Twilight	77.000	16	21Alp Sco	1.0200	3000.0	154	42683	No
221	GOM_NL__2PRFIN20100429_222819_000000612089_00044_42683_6972.N1	29-APR-2010 22:28:19	Twilight	61.000	80	7Del Sco	2.3160	30000.	122	42683	No
222	GOM_NL__2PRFIN20100429_223132_000000472089_00044_42683_6973.N1	29-APR-2010 22:31:32	Bright	47.000	122	9Alp2Lib	2.7470	9700.0	94	42683	No
223	GOM_NL__2PRFIN20100429_223354_000000492089_00044_42683_6974.N1	29-APR-2010 22:33:54	Bright	48.500	104	27Bet Lib	2.6140	13100.	97	42683	No
224	GOM_NL__2PRFIN20100429_224220_000000392089_00044_42683_6975.N1	29-APR-2010 22:42:20	Bright	39.000	111	8Eta Boo	2.6800	6000.0	78	42683	No
225	GOM_NL__2PRFIN20100429_224609_000000442089_00044_42683_6976.N1	29-APR-2010 22:46:09	Bright	44.000	83		2.3780	11000.	88	42683	No
226	GOM_NL__2PRFIN20100429_224909_000000412089_00044_42683_6977.N1	29-APR-2010 22:49:09	Bright	40.500	180	27Gam Boo	3.0400	8000.0	81	42683	No
227	GOM_NL__2PRFIN20100429_225119_000000412089_00044_42683_6978.N1	29-APR-2010 22:51:19	Bright	40.500	39	85Eta UMa	1.8540	24000.	81	42683	No
228	GOM_NL__2PRFIN20100429_225845_000000462089_00044_42683_6979.N1	29-APR-2010 22:58:45	Bright	46.000	119	14Eta Dra	2.7270	4700.0	92	42683	No
229	GOM_NL__2PRFIN20100429_230857_000000442089_00044_42683_6980.N1	29-APR-2010 23:08:57	Bright	43.500	89	5Alp Cep	2.4510	8000.0	87	42683	No
230	GOM_NL__2PRFIN20100429_231410_000000592089_00044_42683_6981.N1	29-APR-2010 23:14:10	Bright	59.000	19	50Alp Cyg	1.2460	10500.	118	42683	No
231	GOM_NL__2PRFIN20100429_232009_000000472089_00044_42683_6982.N1	29-APR-2010 23:20:09	Bright	47.000	164	44Eta Peg	2.9480	5400.0	94	42683	No
232	GOM_NL__2PRFIN20100429_232432_000000432089_00044_42683_6983.N1	29-APR-2010 23:24:32	Twilight	43.000	90	54Alp Peg	2.4870	11000.	86	42683	No
233	GOM_NL__2PRFIN20100429_232842_000000662089_00044_42683_6984.N1	29-APR-2010 23:28:42	Dark	65.500	61	8Eps Peg	2.1000	3900.0	131	42683	No
234	GOM_NL__2PRFIN20100429_233108_000000552089_00044_42683_6985.N1	29-APR-2010 23:31:08	Dark	55.000	162	34Alp Aqr	2.9440	5350.0	110	42683	No
235	GOM_NL__2PRFIN20100429_233444_000000602089_00044_42683_6986.N1	29-APR-2010 23:34:44	Dark	60.000	154	22Bet Aqr	2.8990	5700.0	120	42683	No
236	GOM_NL__2PRFIN20100429_235605_000000432089_00045_42684_6975.N1	29-APR-2010 23:56:05	Straylight	42.500	141	Bet Ara	2.8400	4600.0	85	42684	No
237	GOM_NL__2PRFIN20100429_235752_000000562089_00045_42684_6976.N1	29-APR-2010 23:57:52	Straylight	55.500	40	The Sco	1.8590	7100.0	111	42684	No
238	GOM_NL__2PRFIN20100429_235935_000000622089_00045_42684_6977.N1	29-APR-2010 23:59:35	Straylight	62.000	25	35Lam Sco	1.6200	28000.	124	42684	No

### 3. Quality information per product

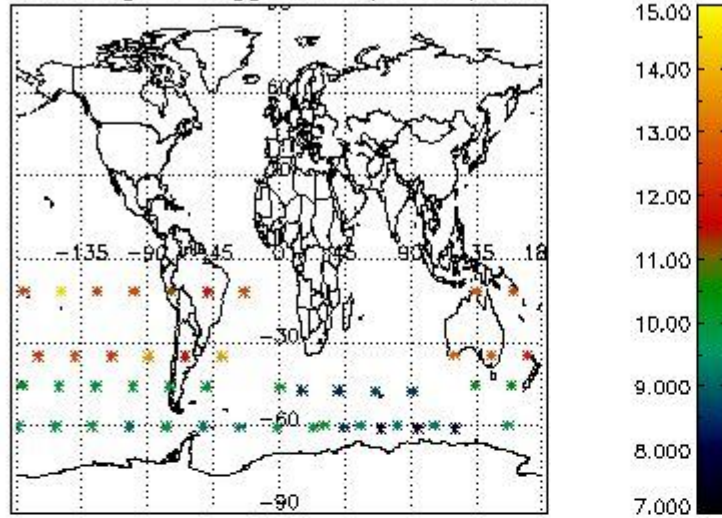
In this section it is plotted some information contained in the Quality Summary data set of the level 2 products. Only products in dark limb conditions and without errors (error flag in the MPH set to "0") are used.

#### 3.1 Plot quality information per product (time dependant)

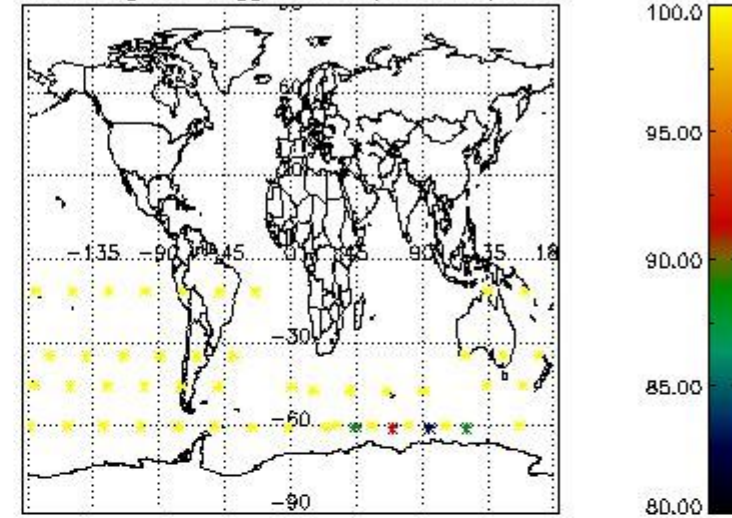


3.2 Plot quality information per product (world map)

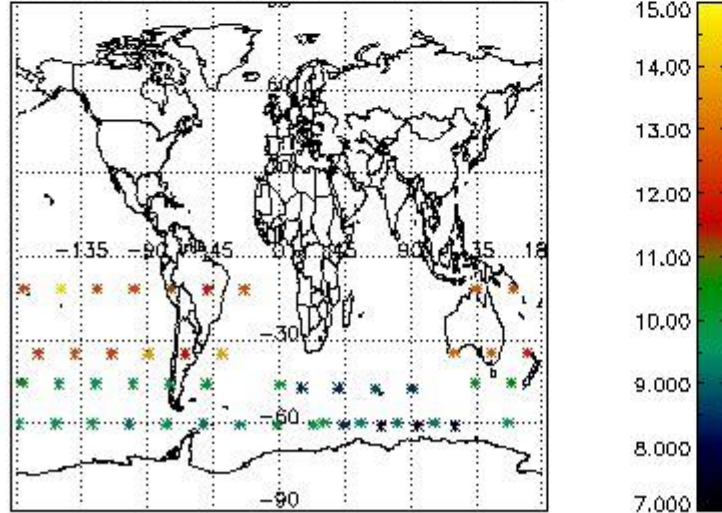
Percentage of flagged data per O3 profile



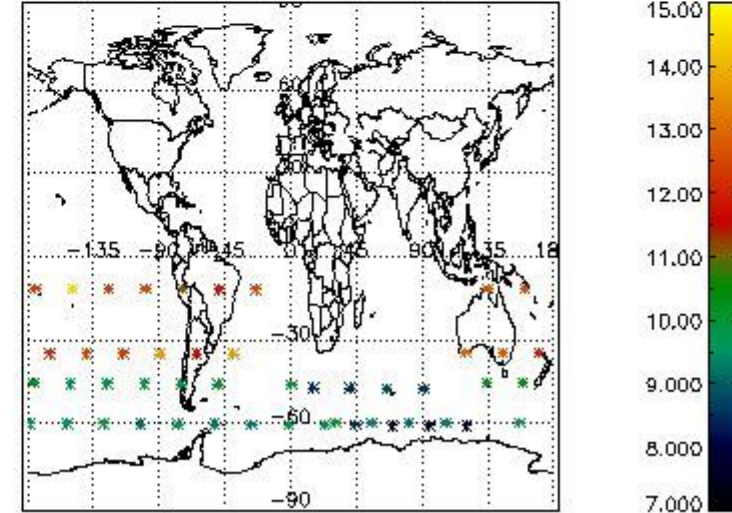
Percentage of flagged data per H2O profile



Percentage of flagged data per NO2 profile



Percentage of flagged data per NO3 profile



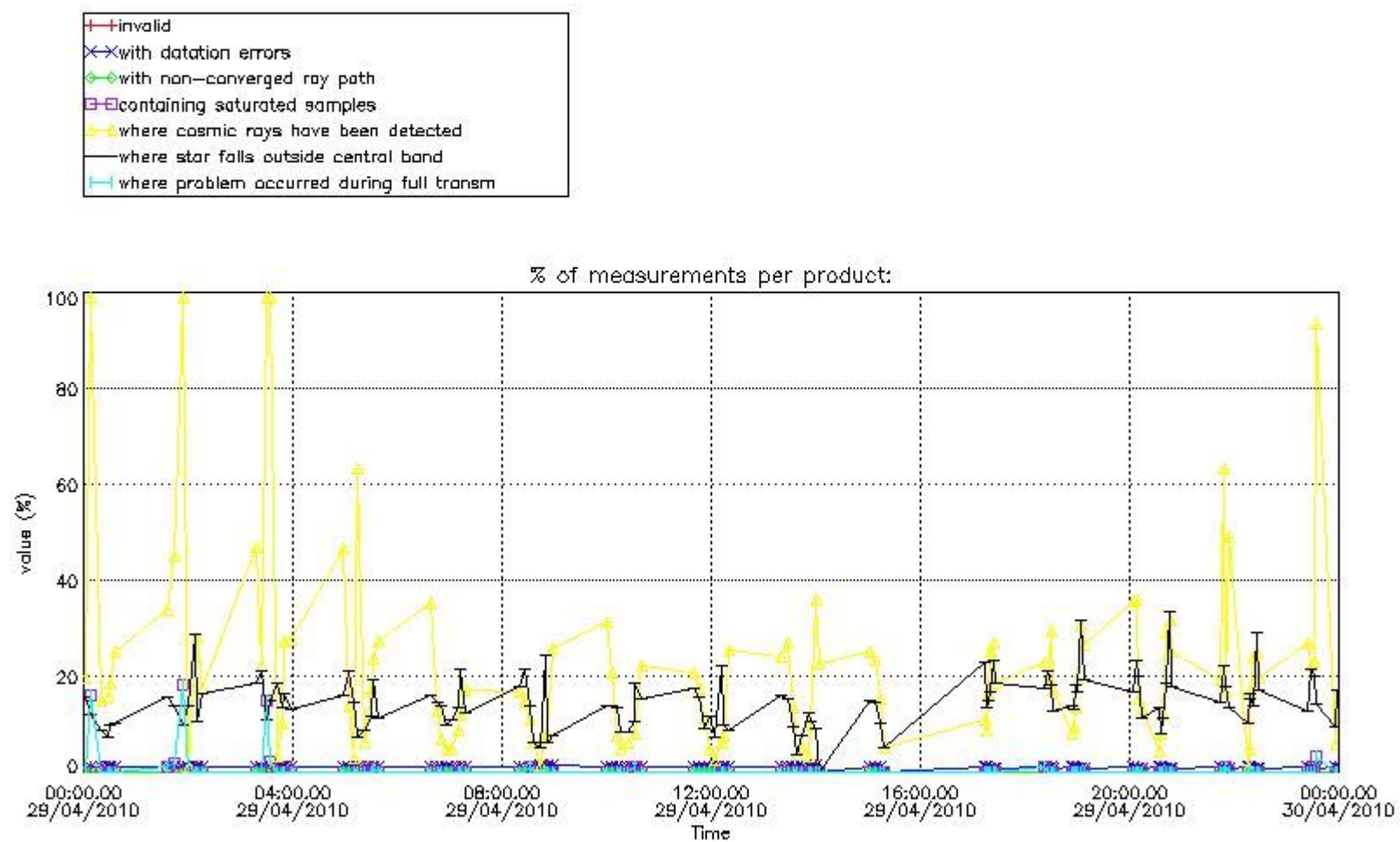
#### 4. Level 1 quality information per product

In this section it is plotted some information contained in the Quality Summary data set of the level 2 products that comes from the level 1b processing. Products without errors (error flag in the MPH set to "0") are used.

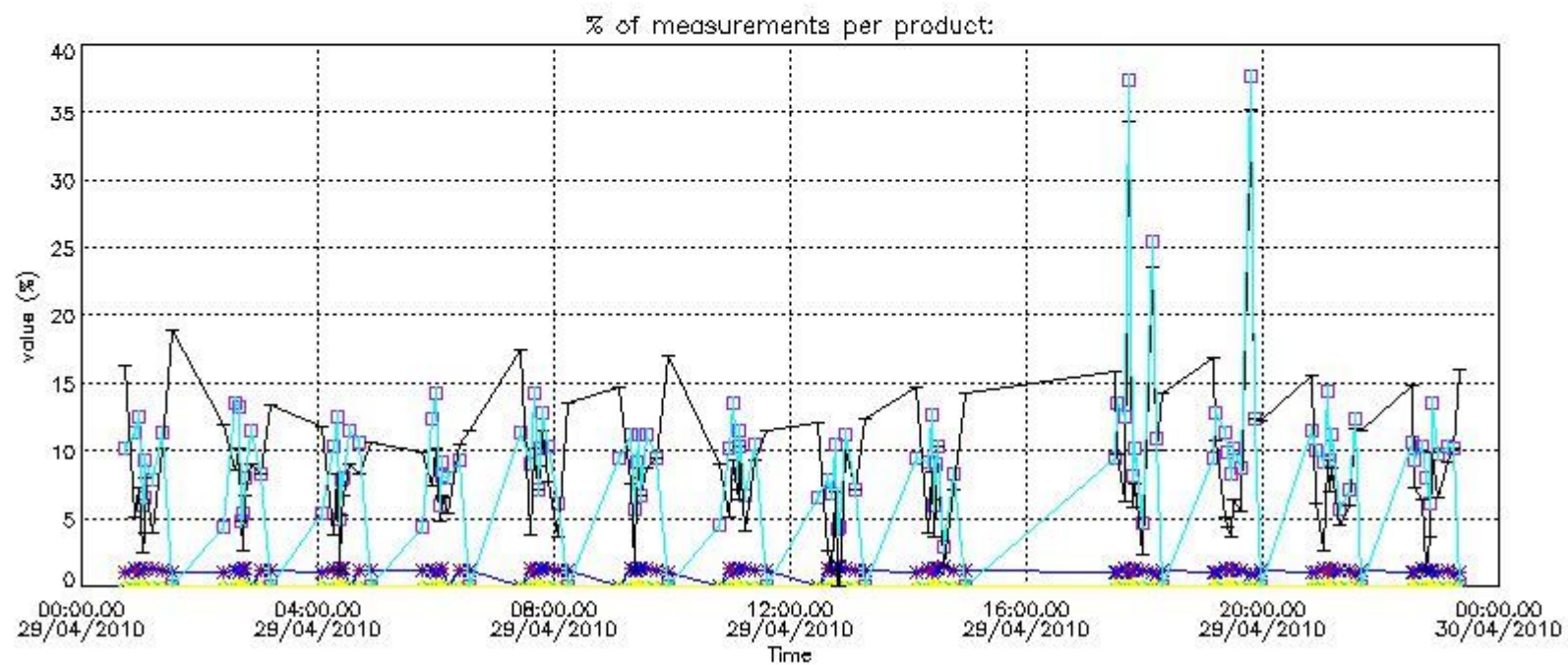
##### 4.1 Plot quality information per product (time dependant) coming from level 1b processing

##### 4.1.1 Plot level 1 quality information per product (time dependant): ENVISAT ASCENDING passes





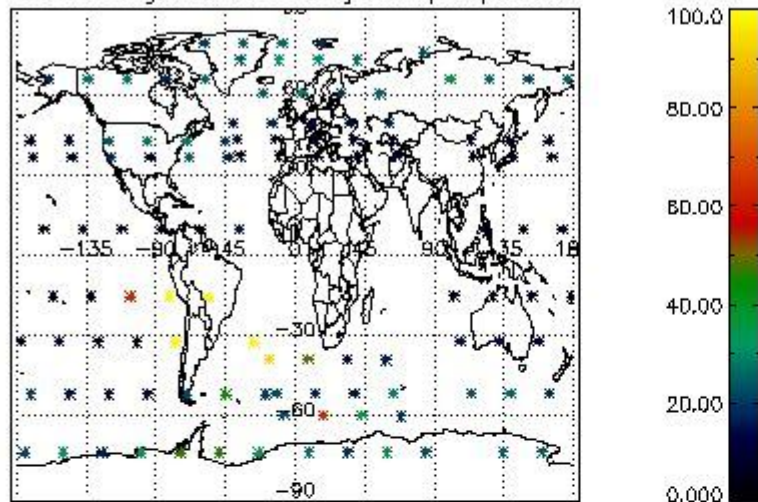
4.1.2 Plot level 1 quality information per product (time dependant): ENVI SAT DESCENDING passes



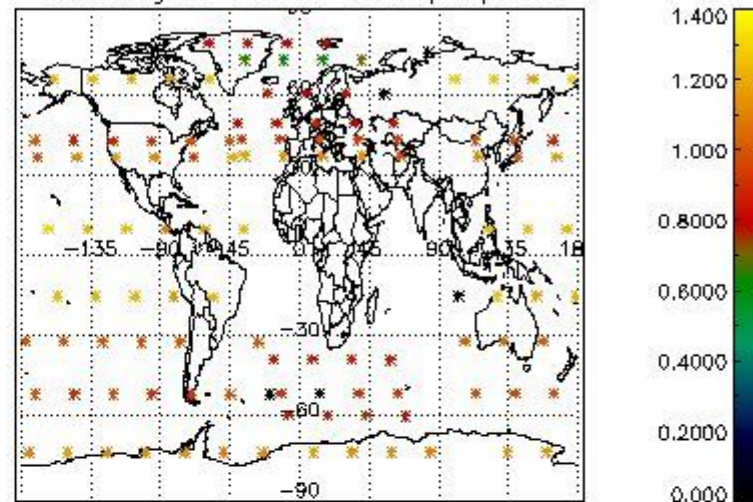
4.2 Plot quality information per product coming from level 1b processing (world map)

4.2.1 Plot level 1 quality information per product (world map): ENVISAT ASCENDING passes

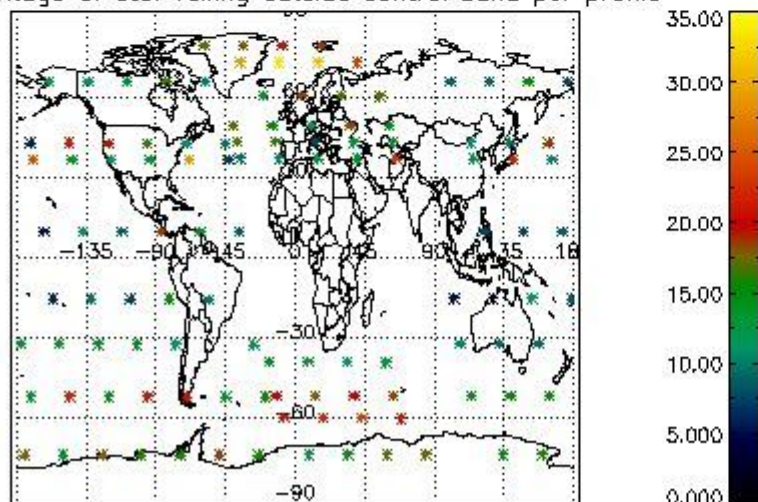
Percentage of cosmic ray hits per profile



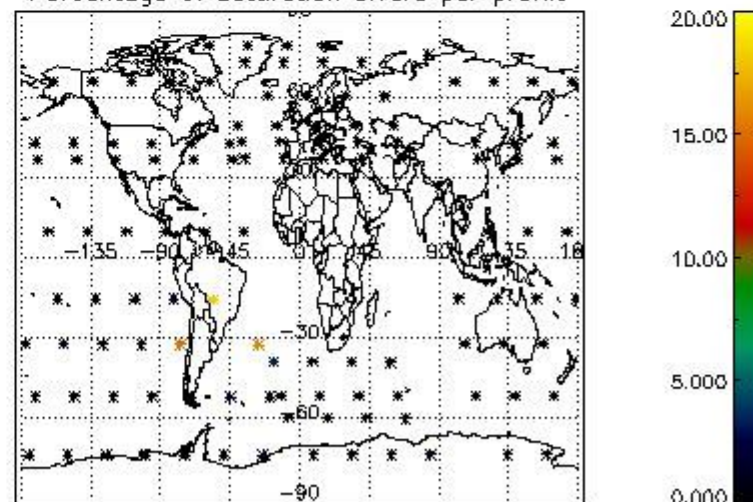
Percentage of datation errors per profile



Percentage of star falling outside central band per profile

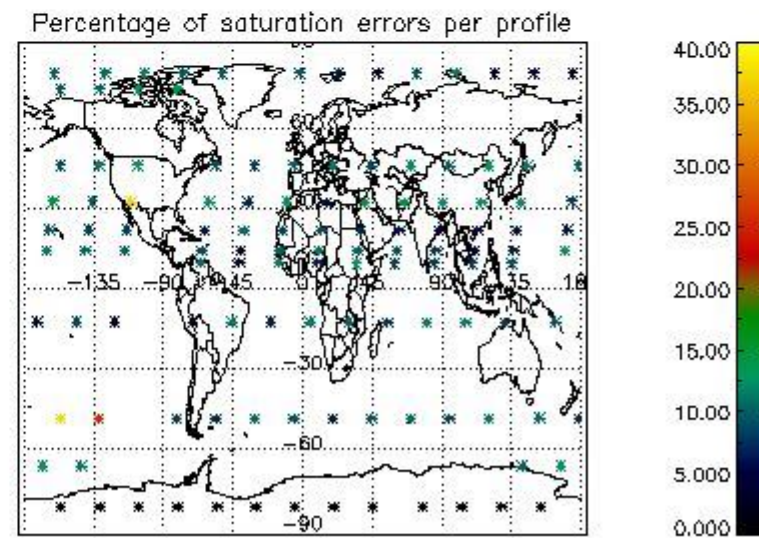
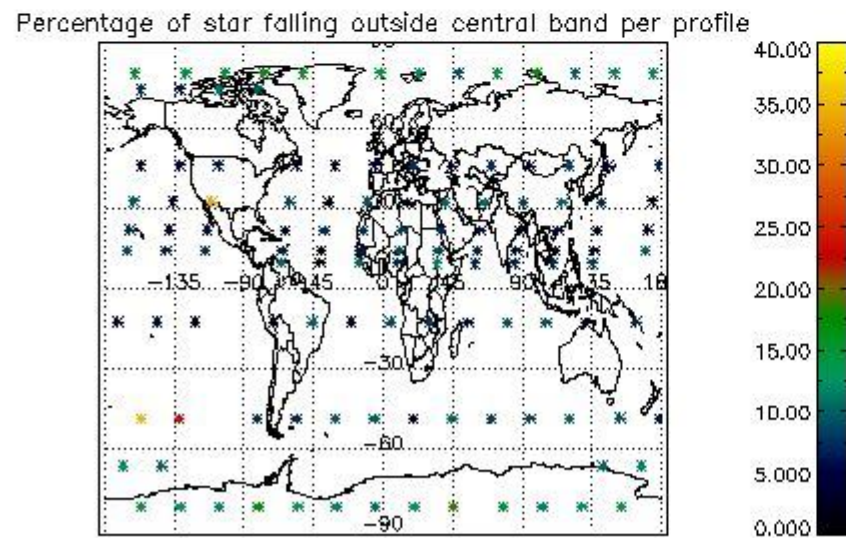
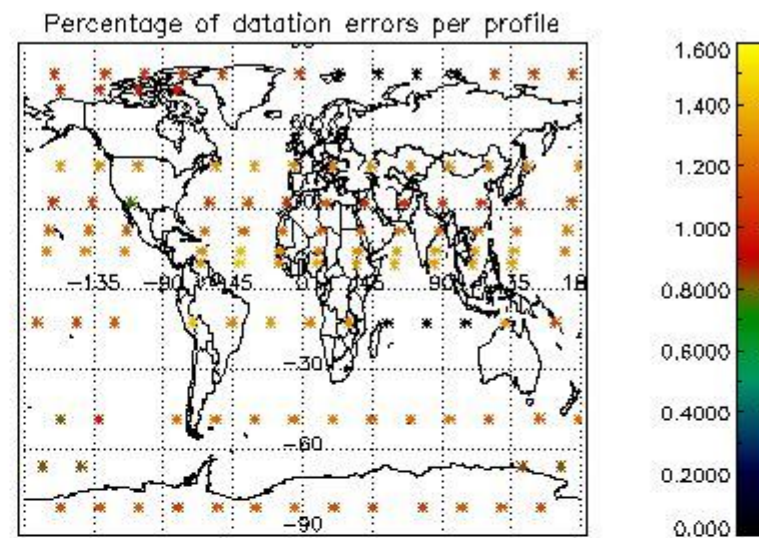
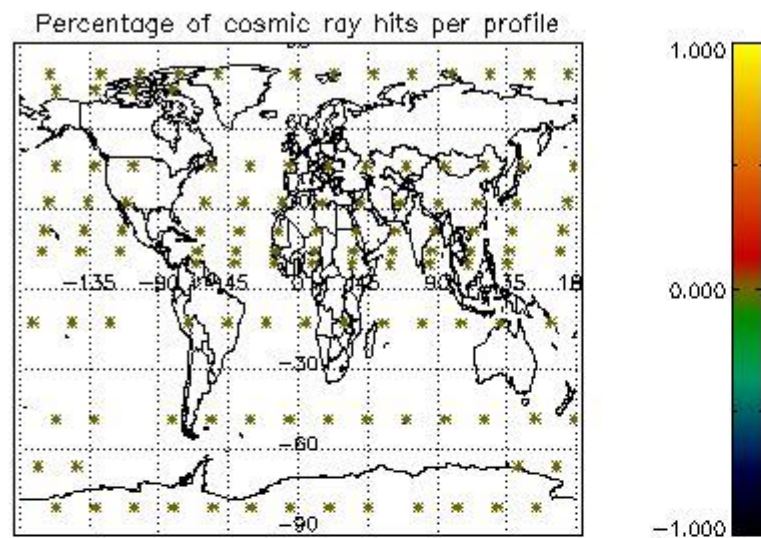


Percentage of saturation errors per profile



4.2.2 Plot level 1 quality information per product (world map): ENVISAT DESCENDING passes





## 5. Trace gas profiles

### 5.1 Ozone statistics based on quality of products

The final quality of the products can be "measured" using the STD (Standard Deviation) attached to every point profile. This information is written to the parameter GOM\_NL\_\_2P/NL\_LOCAL\_SPECIES\_DENSITY/o3\_std of the level 2 products. The table below shows the statistics for given STD ranges.

The statistics are given with respect to the overall valid production:

- Products without fatal errors: GOM\_NL\_\_2P/MPH/PRODUCT\_ERR=0
- Valid point profile: GOM\_NL\_\_2P/NL\_LOCAL\_SPECIES\_DENSITY/pcd(0)=0

The 'Criteria' is applied to valid points of dark limb products:

- Products in dark limb illumination condition: GOM\_NL\_\_2P/NL\_SUMMARY\_QUALITY/obs\_ill\_cond=0
- Products without fatal errors: GOM\_NL\_\_2P/MPH/PRODUCT\_ERR=0
- Valid point profile: GOM\_NL\_\_2P/NL\_LOCAL\_SPECIES\_DENSITY/pcd(0)=0

So, the table below shows the percentage of dark limb and valid observations for each criteria with respect to the overall valid daily observations.

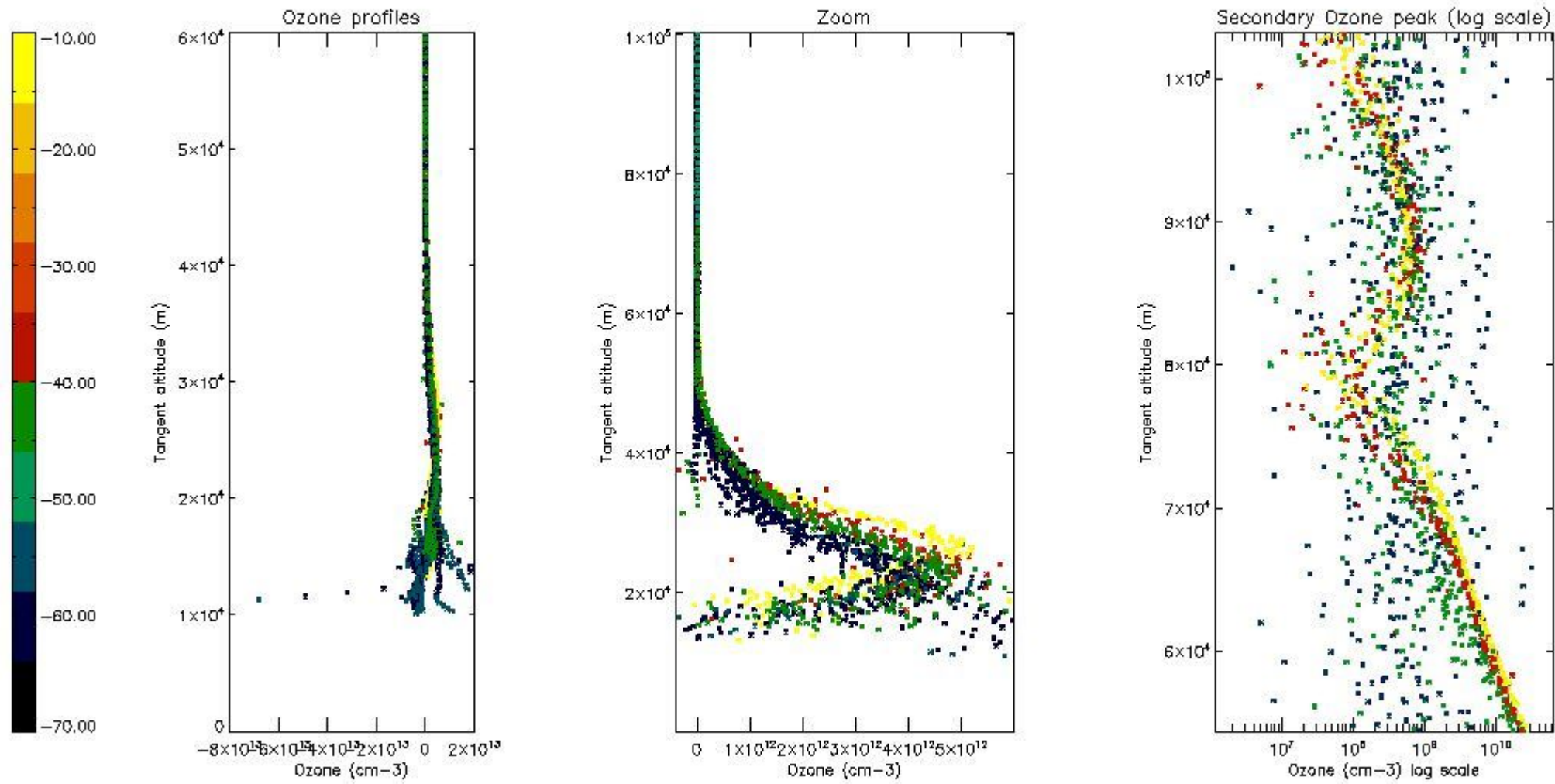
Criteria	% of total production
All STD	22
STD < 20	8



STD < 10	5
STD < 5	2

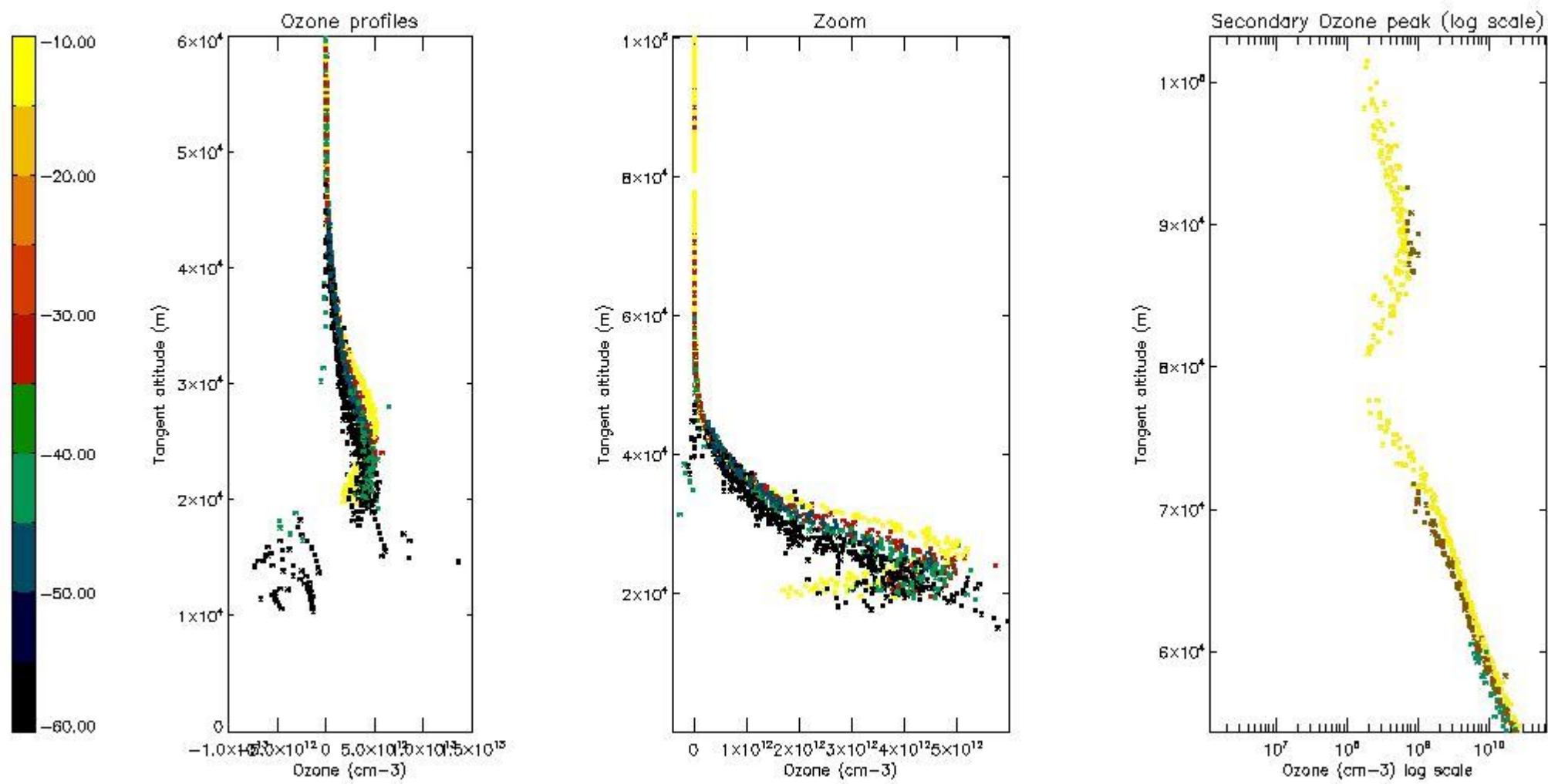
5.2 Plot ozone profiles for all STD (dark without errors)

The colorbar represents the latitude.



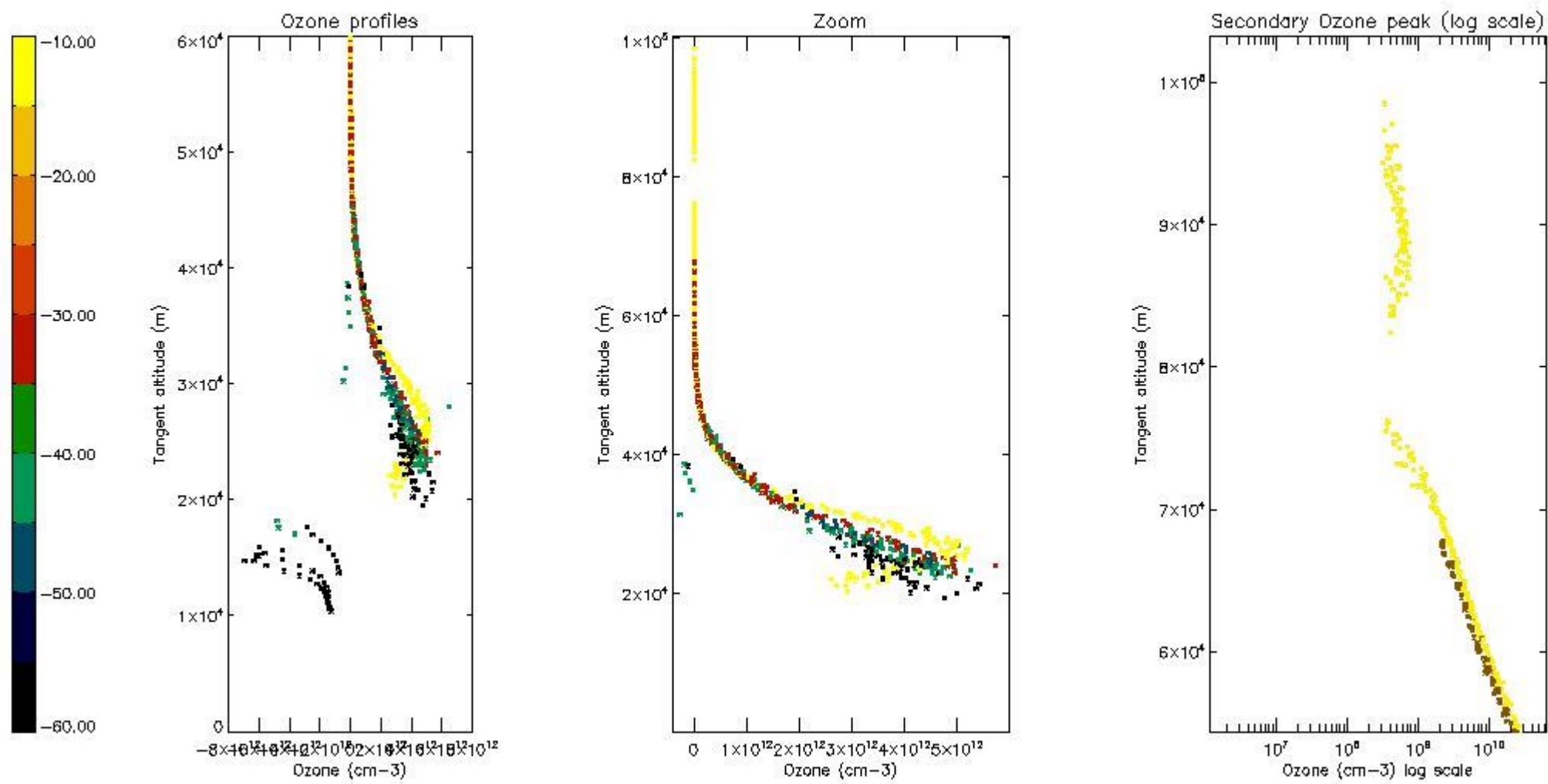
5.3 Plot ozone profiles where STD < 20% (dark without errors)

The colorbar represents the latitude.



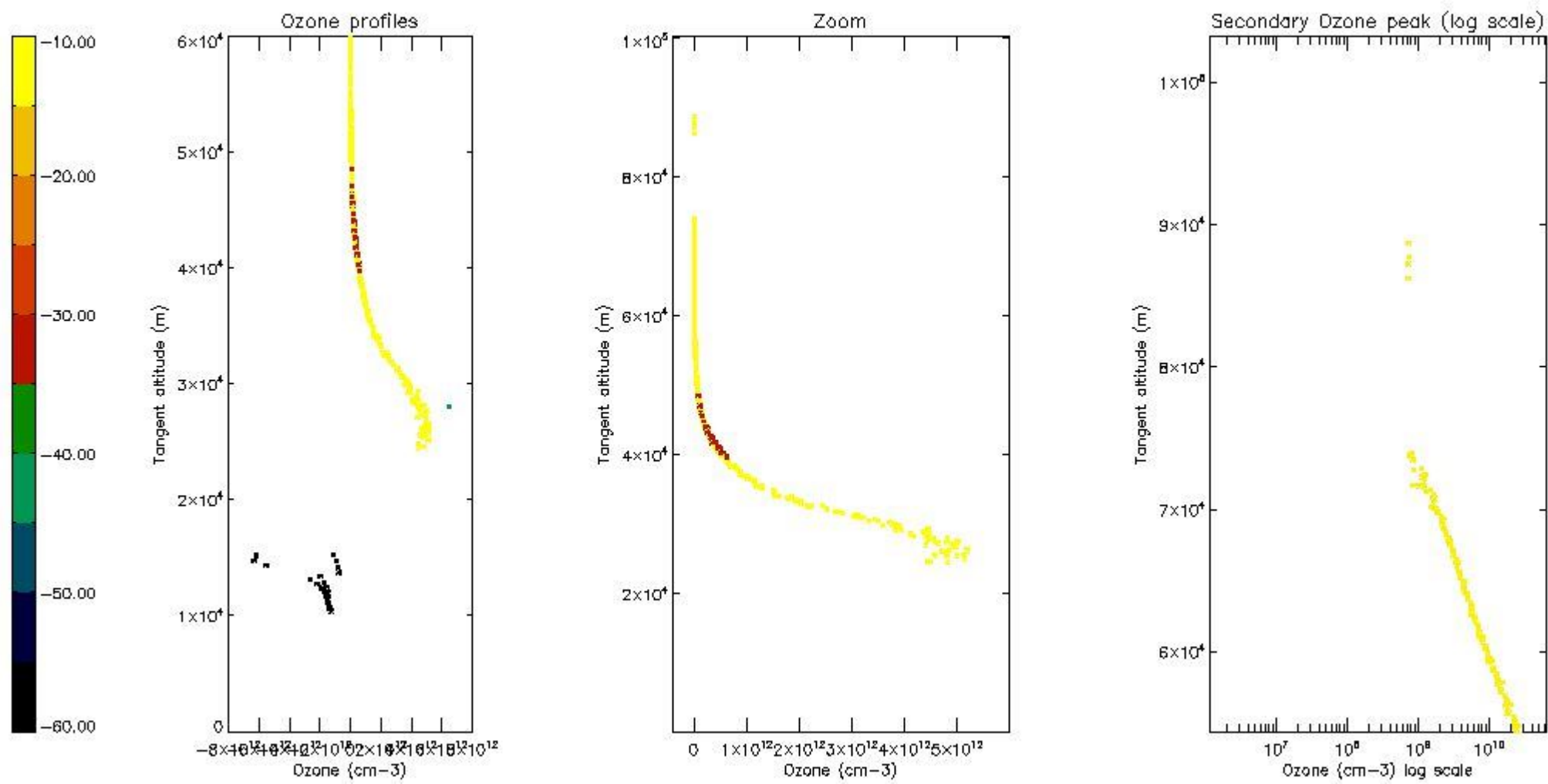
*5.4 Plot ozone profiles where STD < 10% (dark without errors)*

The colorbar represents the latitude.



*5.5 Plot ozone profiles where STD < 5% (dark without errors)*

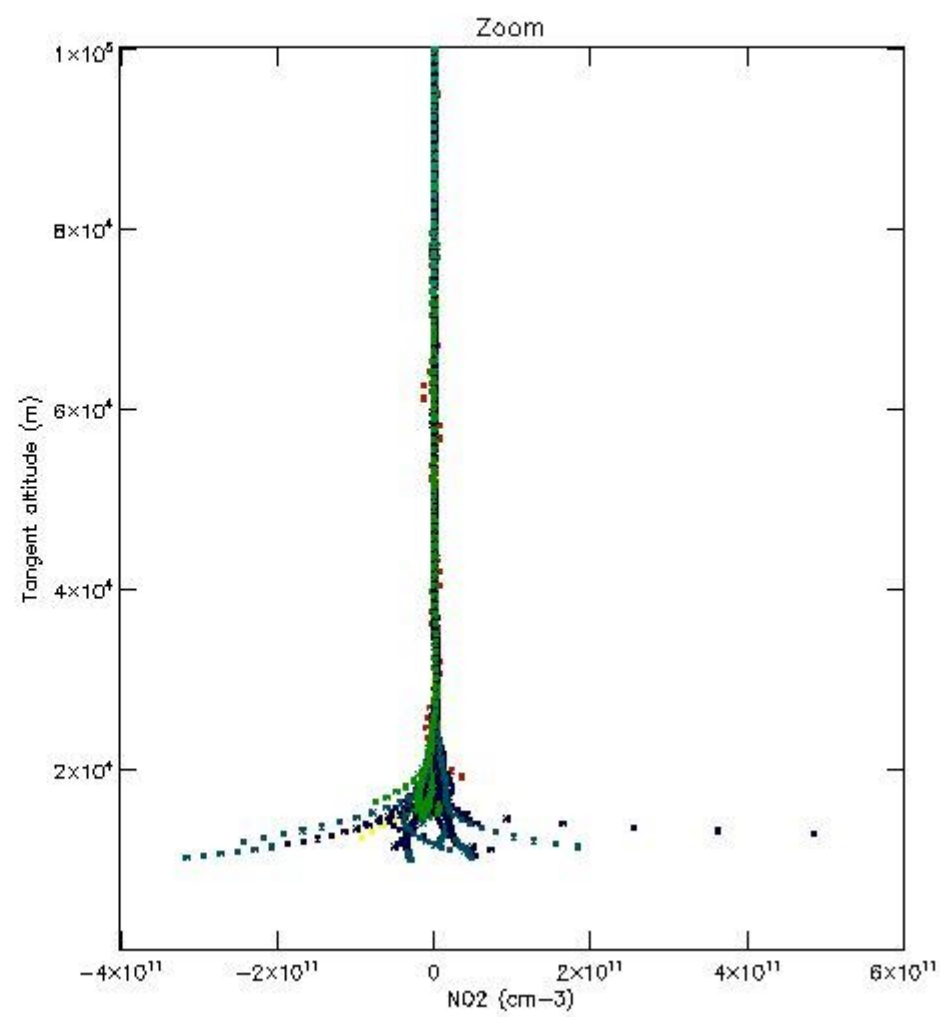
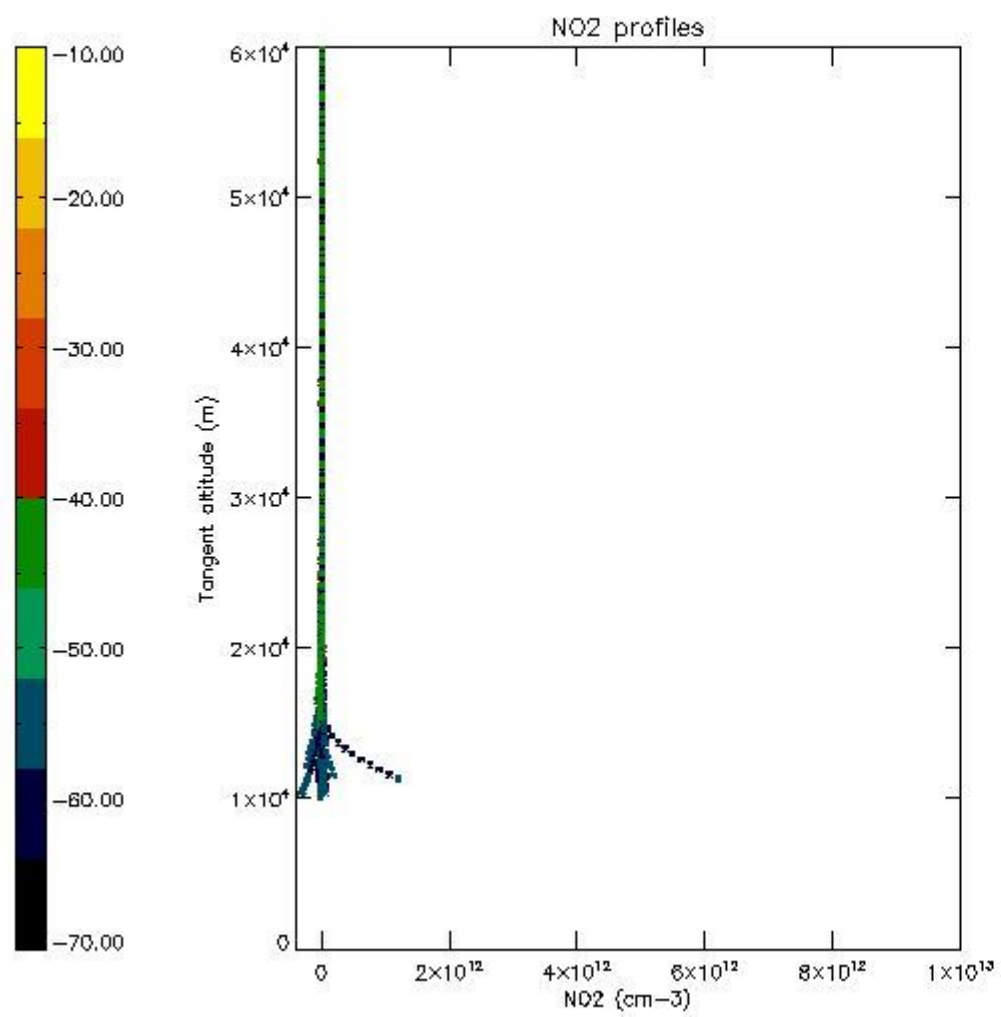
The colorbar represents the latitude.



5.6 Plot NO<sub>2</sub> profiles for all STD (dark without errors)

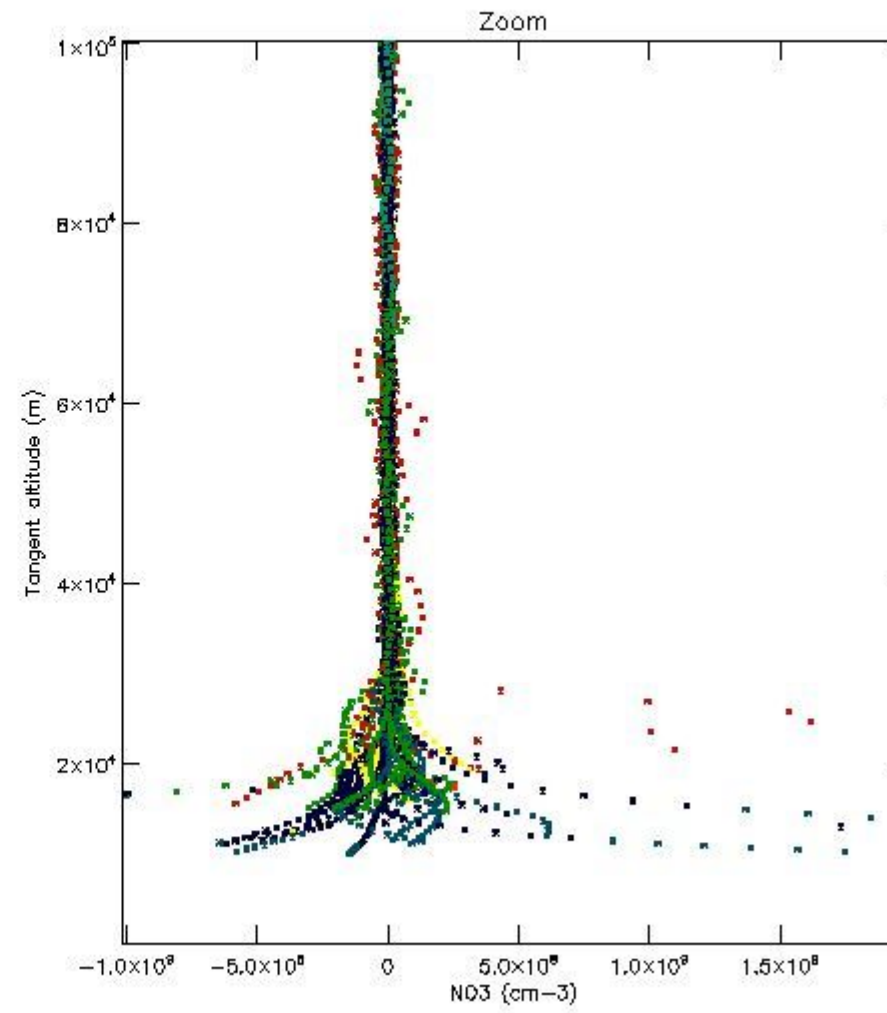
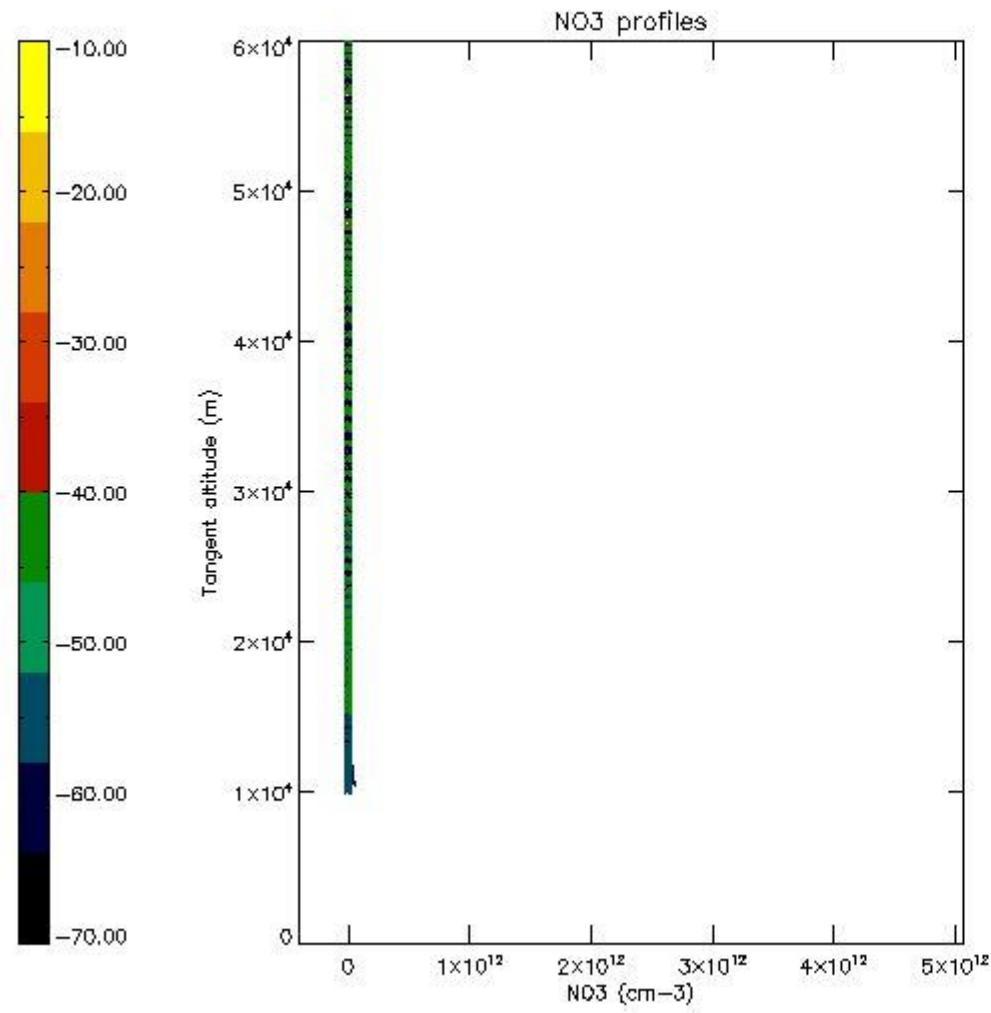
The colorbar represents the latitude.





*5.7 Plot NO3 profiles for all STD (dark without errors)*

The colorbar represents the latitude.



## 6. Auxiliary Data Files used for the production reported in section 2

The number reported in the third column indicates since which file (see list in section 2) the corresponding auxiliary file has been used. The fourth column is the date of those product files.

Type	Auxiliary Filename	Used since product	Used since product date
INST_PHYS_CHARACTERISTICS	GOM_INS_AXVIEC20091111_143220_20030716_120000_20500101_000000	1	29-APR-2010 00:02:35
LEVEL-2_PROC_CONFIG	GOM_PR2_AXVIEC20091111_152718_20020301_000000_20500101_000000	1	29-APR-2010 00:02:35
CROSS_SECTIONS_FILE	GOM_CRS_AXVIEC20091111_154832_20020301_000000_20500101_000000	1	29-APR-2010 00:02:35

# GOMOS Level 2 Daily Report

## SUMMARY

### [1. General Info](#)

### [2. Summary of processed GOM\\_NL\\_2P products](#)

### [3. Level 2 Quality information per product](#)

#### [3.1 Plot of level 2 quality information per product \(time dependant\)](#)

#### [3.2 Plot of level 2 quality information per product \(world map\)](#)

### [4. Level 1 Quality information per product \(stored on level 2 products\)](#)

#### [4.1 Plot of level 1 quality information per product \(time dependant\)](#)

##### [4.1.1 Plot of level 1 quality information per product \(time dependant\): ASCENDING](#)

##### [4.1.2 Plot of level 1 quality information per product \(time dependant\): DESCENDING](#)

#### [4.2 Plot of level 1 quality information per product \(world map\)](#)

##### [4.2.1 Plot of level 1 quality information per product \(world map\): ASCENDING](#)

##### [4.2.2 Plot of level 1 quality information per product \(world map\): DESCENDING](#)

### [5. Ozone profiles based on quality statistics and other trace gas profiles](#)

#### [5.1 Ozone statistics based on quality of products](#)

#### [5.2 Plot ozone profiles for all STD \(dark without errors\)](#)

#### [5.3 Plot ozone profiles where STD < 20% \(dark without errors\)](#)

#### [5.4. Plot ozone profiles where STD < 10% \(dark without errors\)](#)

#### [5.5. Plot ozone profiles where STD < 5% \(dark without errors\)](#)

#### [5.6 Plot NO2 profiles for all STD \(dark without errors\)](#)

#### [5.7 Plot NO3 profiles for all STD \(dark without errors\)](#)

#### [5.8 Plot H2O profiles \(only for occultations of stars 1,2,3,4,13,14,16,26,63 dark without errors\) for all STD](#)

### [6. Auxiliary Data Files used for the production reported in section 2](#)

This report presents the daily analysis on parameters extracted from GOMOS level 2 data (GOM\_NL\_\_2P). It is intended to monitor some important parameters that will impact the quality of these products. A list of level 2 products (and content) that have arrived during the reporting day to the PCF is also given.

Item	Value
Time of report generation	29APR2013 10:12:36
Data source version	GOMOS/6.01
Start time of products	29-04-2010 (29APR2010 00:00:00)
Stop time of products	30-04-2010 (30APR2010 00:00:00)
Store outputs in DB	Yes
Nb of level 2 prods	238
Nb of prods with errors	0

## 2. Summary of processed GOM\_NL\_\_2P products.

Nr	Filename	UTC Start time	Limb	Duration	Star Id	Star Name	Star Mag	Star Temp	Nb Meas	Orbit	Prod. error
1	GOM_NL__2PRFIN20100429_000235_000000512089_00030_42669_6784.N1	29-APR-2010 00:02:35	Dark	51.000	162	34Alp Aqr	2.9440	5350.0	102	42669	No
2	GOM_NL__2PRFIN20100429_000808_000000502089_00030_42669_6785.N1	29-APR-2010 00:08:08	Dark	50.000	142	49Del Cap	2.8500	8900.0	100	42669	No
3	GOM_NL__2PRFIN20100429_001958_000000412089_00031_42670_6778.N1	29-APR-2010 00:19:58	Dark	40.500	45	Alp Pav	1.9400	26000.	81	42670	No
4	GOM_NL__2PRFIN20100429_002733_000000422089_00031_42670_6779.N1	29-APR-2010 00:27:33	Straylight	41.500	141	Bet Ara	2.8400	4600.0	83	42670	No
5	GOM_NL__2PRFIN20100429_002916_000000522089_00031_42670_6780.N1	29-APR-2010 00:29:16	Straylight	51.500	40	The Sco	1.8590	7100.0	103	42670	No
6	GOM_NL__2PRFIN20100429_003557_000000402089_00031_42670_6781.N1	29-APR-2010 00:35:57	Straylight	40.000	81	Eta Cen	2.3560	28000.	80	42670	No
7	GOM_NL__2PRFIN20100429_004344_000000492089_00031_42670_6782.N1	29-APR-2010 00:43:44	Bright	49.000	122	9Alp2Lib	2.7470	9700.0	98	42670	No
8	GOM_NL__2PRFIN20100429_005436_000000402089_00031_42670_6783.N1	29-APR-2010 00:54:36	Bright	39.500	111	8Eta Boo	2.6800	6000.0	79	42670	No
9	GOM_NL__2PRFIN20100429_005829_000000482089_00031_42670_6784.N1	29-APR-2010 00:58:29	Bright	48.000	83		2.3780	11000.	96	42670	No
10	GOM_NL__2PRFIN20100429_010127_000000422089_00031_42670_6785.N1	29-APR-2010 01:01:27	Bright	41.500	180	27Gam Boo	3.0400	8000.0	83	42670	No
11	GOM_NL__2PRFIN20100429_010335_000000382089_00031_42670_6786.N1	29-APR-2010 01:03:35	Bright	38.000	39	85Eta UMa	1.8540	24000.	76	42670	No
12	GOM_NL__2PRFIN20100429_010452_000000382089_00031_42670_6787.N1	29-APR-2010 01:04:52	Bright	37.500	55	79Zet UMa	2.0600	10200.	75	42670	No
13	GOM_NL__2PRFIN20100429_011102_000000382089_00031_42670_6788.N1	29-APR-2010 01:11:02	Bright	38.000	60	7Bet UMi	2.0810	3950.0	76	42670	No
14	GOM_NL__2PRFIN20100429_012114_000000442089_00031_42670_6789.N1	29-APR-2010 01:21:14	Bright	44.000	89	5Alp Cep	2.4510	8000.0	88	42670	No
15	GOM_NL__2PRFIN20100429_013220_000000482089_00031_42670_6790.N1	29-APR-2010 01:32:20	Bright	47.500	164	44Eta Peg	2.9480	5400.0	95	42670	No
16	GOM_NL__2PRFIN20100429_013641_000000452089_00031_42670_6791.N1	29-APR-2010 01:36:41	Twilight	44.500	90	54Alp Peg	2.4870	11000.	89	42670	No
17	GOM_NL__2PRFIN20100429_014311_000000512089_00031_42670_6792.N1	29-APR-2010 01:43:11	Dark	51.000	162	34Alp Aqr	2.9440	5350.0	102	42670	No
18	GOM_NL__2PRFIN20100429_015332_000000412089_00031_42670_6793.N1	29-APR-2010 01:53:32	Dark	41.000	172	Gam Gru	3.0030	13100.	82	42670	No
19	GOM_NL__2PRFIN20100429_020034_000000432089_00032_42671_6786.N1	29-APR-2010 02:00:34	Dark	43.000	45	Alp Pav	1.9400	26000.	86	42671	No
20	GOM_NL__2PRFIN20100429_020810_000000542089_00032_42671_6787.N1	29-APR-2010 02:08:10	Straylight	54.000	141	Bet Ara	2.8400	4600.0	108	42671	No
21	GOM_NL__2PRFIN20100429_020953_000000522089_00032_42671_6788.N1	29-APR-2010 02:09:53	Straylight	51.500	40	The Sco	1.8590	7100.0	103	42671	No
22	GOM_NL__2PRFIN20100429_021633_000000432089_00032_42671_6789.N1	29-APR-2010 02:16:33	Straylight	43.000	81	Eta Cen	2.3560	28000.	86	42671	No
23	GOM_NL__2PRFIN20100429_022419_000000462089_00032_42671_6790.N1	29-APR-2010 02:24:19	Bright	46.000	122	9Alp2Lib	2.7470	9700.0	92	42671	No
24	GOM_NL__2PRFIN20100429_023512_000000412089_00032_42671_6791.N1	29-APR-2010 02:35:12	Bright	40.500	111	8Eta Boo	2.6800	6000.0	81	42671	No
25	GOM_NL__2PRFIN20100429_023905_000000492089_00032_42671_6792.N1	29-APR-2010 02:39:05	Bright	49.000	83		2.3780	11000.	98	42671	No
26	GOM_NL__2PRFIN20100429_024203_000000422089_00032_42671_6793.N1	29-APR-2010 02:42:03	Bright	42.000	180	27Gam Boo	3.0400	8000.0	84	42671	No
27	GOM_NL__2PRFIN20100429_024410_000000382089_00032_42671_6794.N1	29-APR-2010 02:44:10	Bright	37.500	39	85Eta UMa	1.8540	24000.	75	42671	No
28	GOM_NL__2PRFIN20100429_024527_000000382089_00032_42671_6795.N1	29-APR-2010 02:45:27	Bright	37.500	55	79Zet UMa	2.0600	10200.	75	42671	No
29	GOM_NL__2PRFIN20100429_025138_000000392089_00032_42671_6796.N1	29-APR-2010 02:51:38	Bright	39.000	60	7Bet UMi	2.0810	3950.0	78	42671	No
30	GOM_NL__2PRFIN20100429_030150_000000422089_00032_42671_6797.N1	29-APR-2010 03:01:50	Bright	42.000	89	5Alp Cep	2.4510	8000.0	84	42671	No
31	GOM_NL__2PRFIN20100429_031256_000000452089_00032_42671_6798.N1	29-APR-2010 03:12:56	Bright	45.000	164	44Eta Peg	2.9480	5400.0	90	42671	No
32	GOM_NL__2PRFIN20100429_031717_000000462089_00032_42671_6799.N1	29-APR-2010 03:17:17	Twilight	46.000	90	54Alp Peg	2.4870	11000.	92	42671	No
33	GOM_NL__2PRFIN20100429_032348_000000552089_00032_42671_6800.N1	29-APR-2010 03:23:48	Dark	54.500	162	34Alp Aqr	2.9440	5350.0	109	42671	No
34	GOM_NL__2PRFIN20100429_032922_000000502089_00032_42671_6801.N1	29-APR-2010 03:29:22	Dark	50.000	142	49Del Cap	2.8500	8900.0	100	42671	No
35	GOM_NL__2PRFIN20100429_033409_000000442089_00032_42671_6802.N1	29-APR-2010 03:34:09	Dark	43.500	172	Gam Gru	3.0030	13100.	87	42671	No
36	GOM_NL__2PRFIN20100429_034111_000000462089_00033_42672_6814.N1	29-APR-2010 03:41:11	Dark	45.500	45	Alp Pav	1.9400	26000.	91	42672	No
37	GOM_NL__2PRFIN20100429_034846_000000452089_00033_42672_6815.N1	29-APR-2010 03:48:46	Straylight	45.000	141	Bet Ara	2.8400	4600.0	90	42672	No
38	GOM_NL__2PRFIN20100429_035030_000000552089_00033_42672_6816.N1	29-APR-2010 03:50:30	Straylight	55.000	40	The Sco	1.8590	7100.0	110	42672	No
39	GOM_NL__2PRFIN20100429_035710_000000422089_00033_42672_6817.N1	29-APR-2010 03:57:10	Straylight	41.500	81	Eta Cen	2.3560	28000.	83	42672	No
40	GOM_NL__2PRFIN20100429_040456_000000472089_00033_42672_6818.N1	29-APR-2010 04:04:56	Bright	46.500	122	9Alp2Lib	2.7470	9700.0	93	42672	No
41	GOM_NL__2PRFIN20100429_041547_000000392089_00033_42672_6819.N1	29-APR-2010 04:15:47	Bright	39.000	111	8Eta Boo	2.6800	6000.0	78	42672	No
42	GOM_NL__2PRFIN20100429_041940_000000482089_00033_42672_6820.N1	29-APR-2010 04:19:40	Bright	48.000	83		2.3780	11000.	96	42672	No



43	GOM_NL__2PRFIN20100429_042238_000000412089_00033_42672_6821.N1	29-APR-2010 04:22:38	Bright	41.000	180	27Gam Boo	3.0400	8000.0	82	42672	No
44	GOM_NL__2PRFIN20100429_042446_000000382089_00033_42672_6822.N1	29-APR-2010 04:24:46	Bright	38.000	39	85Eta UMa	1.8540	24000.	76	42672	No
45	GOM_NL__2PRFIN20100429_042603_000000382089_00033_42672_6823.N1	29-APR-2010 04:26:03	Bright	37.500	55	79Zet UMa	2.0600	10200.	75	42672	No
46	GOM_NL__2PRFIN20100429_043214_000000392089_00033_42672_6824.N1	29-APR-2010 04:32:14	Bright	39.000	60	7Bet UMi	2.0810	3950.0	78	42672	No
47	GOM_NL__2PRFIN20100429_044225_000000432089_00033_42672_6825.N1	29-APR-2010 04:42:25	Bright	42.500	89	5Alp Cep	2.4510	8000.0	85	42672	No
48	GOM_NL__2PRFIN20100429_045333_000000432089_00033_42672_6826.N1	29-APR-2010 04:53:33	Bright	42.500	164	44Eta Peg	2.9480	5400.0	85	42672	No
49	GOM_NL__2PRFIN20100429_045754_000000442089_00033_42672_6827.N1	29-APR-2010 04:57:54	Twilight	44.000	90	54Alp Peg	2.4870	11000.	88	42672	No
50	GOM_NL__2PRFIN20100429_050425_000000552089_00033_42672_6828.N1	29-APR-2010 05:04:25	Dark	55.000	162	34Alp Aqr	2.9440	5350.0	110	42672	No
51	GOM_NL__2PRFIN20100429_050959_000000522089_00033_42672_6829.N1	29-APR-2010 05:09:59	Dark	51.500	142	49Del Cap	2.8500	8900.0	103	42672	No
52	GOM_NL__2PRFIN20100429_051445_000000412089_00033_42672_6830.N1	29-APR-2010 05:14:45	Dark	41.000	172	Gam Gru	3.0030	13100.	82	42672	No
53	GOM_NL__2PRFIN20100429_052147_000000412089_00034_42673_6828.N1	29-APR-2010 05:21:47	Dark	40.500	45	Alp Pav	1.9400	26000.	81	42673	No
54	GOM_NL__2PRFIN20100429_052923_000000432089_00034_42673_6829.N1	29-APR-2010 05:29:23	Straylight	43.000	141	Bet Ara	2.8400	4600.0	86	42673	No
55	GOM_NL__2PRFIN20100429_053107_000000572089_00034_42673_6830.N1	29-APR-2010 05:31:07	Straylight	57.000	40	The Sco	1.8590	7100.0	114	42673	No
56	GOM_NL__2PRFIN20100429_053746_000000412089_00034_42673_6831.N1	29-APR-2010 05:37:46	Straylight	40.500	81	Eta Cen	2.3560	28000.	81	42673	No
57	GOM_NL__2PRFIN20100429_054532_000000462089_00034_42673_6832.N1	29-APR-2010 05:45:32	Bright	45.500	122	9Alp2Lib	2.7470	9700.0	91	42673	No
58	GOM_NL__2PRFIN20100429_055623_000000412089_00034_42673_6833.N1	29-APR-2010 05:56:23	Bright	40.500	111	8Eta Boo	2.6800	6000.0	81	42673	No
59	GOM_NL__2PRFIN20100429_060015_000000492089_00034_42673_6834.N1	29-APR-2010 06:00:15	Bright	49.000	83		2.3780	11000.	98	42673	No
60	GOM_NL__2PRFIN20100429_060314_000000422089_00034_42673_6835.N1	29-APR-2010 06:03:14	Bright	41.500	180	27Gam Boo	3.0400	8000.0	83	42673	No
61	GOM_NL__2PRFIN20100429_060522_000000382089_00034_42673_6836.N1	29-APR-2010 06:05:22	Bright	38.000	39	85Eta UMa	1.8540	24000.	76	42673	No
62	GOM_NL__2PRFIN20100429_060639_000000372089_00034_42673_6837.N1	29-APR-2010 06:06:39	Bright	37.000	55	79Zet UMa	2.0600	10200.	74	42673	No
63	GOM_NL__2PRFIN20100429_061250_000000382089_00034_42673_6838.N1	29-APR-2010 06:12:50	Bright	37.500	60	7Bet UMi	2.0810	3950.0	75	42673	No
64	GOM_NL__2PRFIN20100429_062301_000000432089_00034_42673_6839.N1	29-APR-2010 06:23:01	Bright	43.000	89	5Alp Cep	2.4510	8000.0	86	42673	No
65	GOM_NL__2PRFIN20100429_063409_000000442089_00034_42673_6840.N1	29-APR-2010 06:34:09	Bright	43.500	164	44Eta Peg	2.9480	5400.0	87	42673	No
66	GOM_NL__2PRFIN20100429_063830_000000442089_00034_42673_6841.N1	29-APR-2010 06:38:30	Twilight	44.000	90	54Alp Peg	2.4870	11000.	88	42673	No
67	GOM_NL__2PRFIN20100429_064502_000000522089_00034_42673_6842.N1	29-APR-2010 06:45:02	Dark	51.500	162	34Alp Aqr	2.9440	5350.0	103	42673	No
68	GOM_NL__2PRFIN20100429_065036_000000512089_00034_42673_6843.N1	29-APR-2010 06:50:36	Dark	50.500	142	49Del Cap	2.8500	8900.0	101	42673	No
69	GOM_NL__2PRFIN20100429_065522_000000412089_00034_42673_6844.N1	29-APR-2010 06:55:22	Dark	41.000	172	Gam Gru	3.0030	13100.	82	42673	No
70	GOM_NL__2PRFIN20100429_070224_000000412089_00035_42674_6837.N1	29-APR-2010 07:02:24	Dark	41.000	45	Alp Pav	1.9400	26000.	82	42674	No
71	GOM_NL__2PRFIN20100429_070959_000000452089_00035_42674_6838.N1	29-APR-2010 07:09:59	Straylight	45.000	141	Bet Ara	2.8400	4600.0	90	42674	No
72	GOM_NL__2PRFIN20100429_071143_000000592089_00035_42674_6839.N1	29-APR-2010 07:11:43	Straylight	58.500	40	The Sco	1.8590	7100.0	117	42674	No
73	GOM_NL__2PRFIN20100429_071822_000000412089_00035_42674_6840.N1	29-APR-2010 07:18:22	Straylight	41.000	81	Eta Cen	2.3560	28000.	82	42674	No
74	GOM_NL__2PRFIN20100429_072608_000000492089_00035_42674_6841.N1	29-APR-2010 07:26:08	Bright	48.500	122	9Alp2Lib	2.7470	9700.0	97	42674	No
75	GOM_NL__2PRFIN20100429_073659_000000392089_00035_42674_6842.N1	29-APR-2010 07:36:59	Bright	39.000	111	8Eta Boo	2.6800	6000.0	78	42674	No
76	GOM_NL__2PRFIN20100429_074051_000000492089_00035_42674_6843.N1	29-APR-2010 07:40:51	Bright	49.000	83		2.3780	11000.	98	42674	No
77	GOM_NL__2PRFIN20100429_074350_000000432089_00035_42674_6844.N1	29-APR-2010 07:43:50	Bright	42.500	180	27Gam Boo	3.0400	8000.0	85	42674	No
78	GOM_NL__2PRFIN20100429_074558_000000402089_00035_42674_6845.N1	29-APR-2010 07:45:58	Bright	39.500	39	85Eta UMa	1.8540	24000.	79	42674	No
79	GOM_NL__2PRFIN20100429_074715_000000392089_00035_42674_6846.N1	29-APR-2010 07:47:15	Bright	39.000	55	79Zet UMa	2.0600	10200.	78	42674	No
80	GOM_NL__2PRFIN20100429_075325_000000392089_00035_42674_6847.N1	29-APR-2010 07:53:25	Bright	39.000	60	7Bet UMi	2.0810	3950.0	78	42674	No
81	GOM_NL__2PRFIN20100429_080337_000000412089_00035_42674_6848.N1	29-APR-2010 08:03:37	Bright	40.500	89	5Alp Cep	2.4510	8000.0	81	42674	No
82	GOM_NL__2PRFIN20100429_081445_000000452089_00035_42674_6849.N1	29-APR-2010 08:14:45	Bright	44.500	164	44Eta Peg	2.9480	5400.0	89	42674	No
83	GOM_NL__2PRFIN20100429_081907_000000452089_00035_42674_6850.N1	29-APR-2010 08:19:07	Twilight	45.000	90	54Alp Peg	2.4870	11000.	90	42674	No
84	GOM_NL__2PRFIN20100429_082538_000000562089_00035_42674_6851.N1	29-APR-2010 08:25:38	Dark	55.500	162	34Alp Aqr	2.9440	5350.0	111	42674	No
85	GOM_NL__2PRFIN20100429_083113_000000512089_00035_42674_6852.N1	29-APR-2010 08:31:13	Dark	51.000	142	49Del Cap	2.8500	8900.0	102	42674	No
86	GOM_NL__2PRFIN20100429_083559_000000412089_00035_42674_6853.N1	29-APR-2010 08:35:59	Dark	40.500	172	Gam Gru	3.0030	13100.	81	42674	No
87	GOM_NL__2PRFIN20100429_084301_000000392089_00036_42675_6857.N1	29-APR-2010 08:43:01	Dark	38.500	45	Alp Pav	1.9400	26000.	77	42675	No
88	GOM_NL__2PRFIN20100429_085036_000000522089_00036_42675_6858.N1	29-APR-2010 08:50:36	Straylight	51.500	141	Bet Ara	2.8400	4600.0	103	42675	No
89	GOM_NL__2PRFIN20100429_085220_000000502089_00036_42675_6859.N1	29-APR-2010 08:52:20	Straylight	49.500	40	The Sco	1.8590	7100.0	99	42675	No
90	GOM_NL__2PRFIN20100429_085859_000000392089_00036_42675_6860.N1	29-APR-2010 08:58:59	Straylight	38.500	81	Eta Cen	2.3560	28000.	77	42675	No
91	GOM_NL__2PRFIN20100429_090644_000000482089_00036_42675_6861.N1	29-APR-2010 09:06:44	Bright	47.500	122	9Alp2Lib	2.7470	9700.0	95	42675	No
92	GOM_NL__2PRFIN20100429_091734_000000402089_00036_42675_6862.N1	29-APR-2010 09:17:34	Bright	40.000	111	8Eta Boo	2.6800	6000.0	80	42675	No
93	GOM_NL__2PRFIN20100429_092126_000000442089_00036_42675_6863.N1	29-APR-2010 09:21:26	Bright	44.000	83		2.3780	11000.	88	42675	No
94	GOM_NL__2PRFIN20100429_092425_000000442089_00036_42675_6864.N1	29-APR-2010 09:24:25	Bright	43.500	180	27Gam Boo	3.0400	8000.0	87	42675	No
95	GOM_NL__2PRFIN20100429_092633_000000402089_00036_42675_6865.N1	29-APR-2010 09:26:33	Bright	40.000	39	85Eta UMa	1.8540	24000.	80	42675	No
96	GOM_NL__2PRFIN20100429_092750_000000372089_00036_42675_6866.N1	29-APR-2010 09:27:50	Bright	37.000	55	79Zet UMa	2.0600	10200.	74	42675	No
97	GOM_NL__2PRFIN20100429_093401_000000402089_00036_42675_6867.N1	29-APR-2010 09:34:01	Bright	40.000	60	7Bet UMi	2.0810	3950.0	80	42675	No
98	GOM_NL__2PRFIN20100429_094413_000000422089_00036_42675_6868.N1	29-APR-2010 09:44:13	Bright	42.000	89	5Alp Cep	2.4510	8000.0	84	42675	No
99	GOM_NL__2PRFIN20100429_095521_000000472089_00036_42675_6869.N1	29-APR-2010 09:55:21	Bright	47.000	164	44Eta Peg	2.9480	5400.0	94	42675	No
100	GOM_NL__2PRFIN20100429_095943_000000432089_00036_42675_6870.N1	29-APR-2010 09:59:43	Twilight	43.000	90	54Alp Peg	2.4870	11000.	86	42675	No
101	GOM_NL__2PRFIN20100429_100615_000000512089_00036_42675_6871.N1	29-APR-2010 10:06:15	Dark	51.000	162	34Alp Aqr	2.9440	5350.0	102	42675	No

102	GOM_NL__2PRFIN20100429_101150_000000522089_00036_42675_6872.N1	29-APR-2010 10:11:50	Dark	51.500	142	49Del Cap	2.8500	8900.0	103	42675	No
103	GOM_NL__2PRFIN20100429_101635_000000422089_00036_42675_6873.N1	29-APR-2010 10:16:35	Dark	41.500	172	Gam Gru	3.0030	13100.	83	42675	No
104	GOM_NL__2PRFIN20100429_102337_000000412089_00037_42676_6863.N1	29-APR-2010 10:23:37	Dark	41.000	45	Alp Pav	1.9400	26000.	82	42676	No
105	GOM_NL__2PRFIN20100429_103112_000000432089_00037_42676_6864.N1	29-APR-2010 10:31:12	Straylight	43.000	141	Bet Ara	2.8400	4600.0	86	42676	No
106	GOM_NL__2PRFIN20100429_103257_000000572089_00037_42676_6865.N1	29-APR-2010 10:32:57	Straylight	56.500	40	The Sco	1.8590	7100.0	113	42676	No
107	GOM_NL__2PRFIN20100429_103934_000000432089_00037_42676_6866.N1	29-APR-2010 10:39:34	Straylight	42.500	81	Eta Cen	2.3560	28000.	85	42676	No
108	GOM_NL__2PRFIN20100429_104720_000000452089_00037_42676_6867.N1	29-APR-2010 10:47:20	Bright	44.500	122	9Alp2Lib	2.7470	9700.0	89	42676	No
109	GOM_NL__2PRFIN20100429_105810_000000402089_00037_42676_6868.N1	29-APR-2010 10:58:10	Bright	39.500	111	8Eta Boo	2.6800	6000.0	79	42676	No
110	GOM_NL__2PRFIN20100429_110202_000000482089_00037_42676_6869.N1	29-APR-2010 11:02:02	Bright	48.000	83		2.3780	11000.	96	42676	No
111	GOM_NL__2PRFIN20100429_110500_000000432089_00037_42676_6870.N1	29-APR-2010 11:05:00	Bright	42.500	180	27Gam Boo	3.0400	8000.0	85	42676	No
112	GOM_NL__2PRFIN20100429_110709_000000392089_00037_42676_6871.N1	29-APR-2010 11:07:09	Bright	39.000	39	85Eta UMa	1.8540	24000.	78	42676	No
113	GOM_NL__2PRFIN20100429_110826_000000392089_00037_42676_6872.N1	29-APR-2010 11:08:26	Bright	39.000	55	79Zet UMa	2.0600	10200.	78	42676	No
114	GOM_NL__2PRFIN20100429_111436_000000382089_00037_42676_6873.N1	29-APR-2010 11:14:36	Bright	37.500	60	7Bet UMi	2.0810	3950.0	75	42676	No
115	GOM_NL__2PRFIN20100429_112448_000000432089_00037_42676_6874.N1	29-APR-2010 11:24:48	Bright	43.000	89	5Alp Cep	2.4510	8000.0	86	42676	No
116	GOM_NL__2PRFIN20100429_113557_000000442089_00037_42676_6875.N1	29-APR-2010 11:35:57	Bright	43.500	164	44Eta Peg	2.9480	5400.0	87	42676	No
117	GOM_NL__2PRFIN20100429_114018_000000462089_00037_42676_6876.N1	29-APR-2010 11:40:18	Twilight	45.500	90	54Alp Peg	2.4870	11000.	91	42676	No
118	GOM_NL__2PRFIN20100429_114652_000000522089_00037_42676_6877.N1	29-APR-2010 11:46:52	Dark	51.500	162	34Alp Aqr	2.9440	5350.0	103	42676	No
119	GOM_NL__2PRFIN20100429_115226_000000492089_00037_42676_6878.N1	29-APR-2010 11:52:26	Dark	49.000	142	49Del Cap	2.8500	8900.0	98	42676	No
120	GOM_NL__2PRFIN20100429_115712_000000432089_00037_42676_6879.N1	29-APR-2010 11:57:12	Dark	42.500	172	Gam Gru	3.0030	13100.	85	42676	No
121	GOM_NL__2PRFIN20100429_120413_000000412089_00038_42677_6871.N1	29-APR-2010 12:04:13	Dark	40.500	45	Alp Pav	1.9400	26000.	81	42677	No
122	GOM_NL__2PRFIN20100429_121149_000000502089_00038_42677_6872.N1	29-APR-2010 12:11:49	Straylight	50.000	141	Bet Ara	2.8400	4600.0	100	42677	No
123	GOM_NL__2PRFIN20100429_121334_000000522089_00038_42677_6873.N1	29-APR-2010 12:13:34	Straylight	51.500	40	The Sco	1.8590	7100.0	103	42677	No
124	GOM_NL__2PRFIN20100429_122011_000000402089_00038_42677_6874.N1	29-APR-2010 12:20:11	Straylight	39.500	81	Eta Cen	2.3560	28000.	79	42677	No
125	GOM_NL__2PRFIN20100429_122756_000000462089_00038_42677_6875.N1	29-APR-2010 12:27:56	Bright	45.500	122	9Alp2Lib	2.7470	9700.0	91	42677	No
126	GOM_NL__2PRFIN20100429_123846_000000382089_00038_42677_6876.N1	29-APR-2010 12:38:46	Bright	38.000	111	8Eta Boo	2.6800	6000.0	76	42677	No
127	GOM_NL__2PRFIN20100429_124237_000000442089_00038_42677_6877.N1	29-APR-2010 12:42:37	Bright	44.000	83		2.3780	11000.	88	42677	No
128	GOM_NL__2PRFIN20100429_124536_000000432089_00038_42677_6878.N1	29-APR-2010 12:45:36	Bright	43.000	180	27Gam Boo	3.0400	8000.0	86	42677	No
129	GOM_NL__2PRFIN20100429_124744_000000362089_00038_42677_6879.N1	29-APR-2010 12:47:44	Bright	35.500	39	85Eta UMa	1.8540	24000.	71	42677	No
130	GOM_NL__2PRFIN20100429_124902_000000352089_00038_42677_6880.N1	29-APR-2010 12:49:02	Bright	34.500	55	79Zet UMa	2.0600	10200.	69	42677	No
131	GOM_NL__2PRFIN20100429_125512_000000402089_00038_42677_6881.N1	29-APR-2010 12:55:12	Bright	40.000	60	7Bet UMi	2.0810	3950.0	80	42677	No
132	GOM_NL__2PRFIN20100429_130523_000000422089_00038_42677_6882.N1	29-APR-2010 13:05:23	Bright	42.000	89	5Alp Cep	2.4510	8000.0	84	42677	No
133	GOM_NL__2PRFIN20100429_131633_000000452089_00038_42677_6883.N1	29-APR-2010 13:16:33	Bright	44.500	164	44Eta Peg	2.9480	5400.0	89	42677	No
134	GOM_NL__2PRFIN20100429_132055_000000442089_00038_42677_6884.N1	29-APR-2010 13:20:55	Twilight	44.000	90	54Alp Peg	2.4870	11000.	88	42677	No
135	GOM_NL__2PRFIN20100429_132728_000000522089_00038_42677_6885.N1	29-APR-2010 13:27:28	Dark	52.000	162	34Alp Aqr	2.9440	5350.0	104	42677	No
136	GOM_NL__2PRFIN20100429_133303_000000492089_00038_42677_6886.N1	29-APR-2010 13:33:03	Dark	48.500	142	49Del Cap	2.8500	8900.0	97	42677	No
137	GOM_NL__2PRFIN20100429_133748_000000402089_00038_42677_6887.N1	29-APR-2010 13:37:48	Dark	40.000	172	Gam Gru	3.0030	13100.	80	42677	No
138	GOM_NL__2PRFIN20100429_134450_000000402089_00039_42678_6906.N1	29-APR-2010 13:44:50	Dark	40.000	45	Alp Pav	1.9400	26000.	80	42678	No
139	GOM_NL__2PRFIN20100429_135225_000000452089_00039_42678_6907.N1	29-APR-2010 13:52:25	Straylight	44.500	141	Bet Ara	2.8400	4600.0	89	42678	No
140	GOM_NL__2PRFIN20100429_135411_000000522089_00039_42678_6908.N1	29-APR-2010 13:54:11	Straylight	51.500	40	The Sco	1.8590	7100.0	103	42678	No
141	GOM_NL__2PRFIN20100429_140047_000000392089_00039_42678_6909.N1	29-APR-2010 14:00:47	Straylight	39.000	81	Eta Cen	2.3560	28000.	78	42678	No
142	GOM_NL__2PRFIN20100429_140357_000000252089_00039_42678_6910.N1	29-APR-2010 14:03:57	Tw_and_stray	24.500	158	6Pi Sco	2.9060	28000.	49	42678	No
143	GOM_NL__2PRFIN20100429_140832_000000482089_00039_42678_6911.N1	29-APR-2010 14:08:32	Bright	47.500	122	9Alp2Lib	2.7470	9700.0	95	42678	No
144	GOM_NL__2PRFIN20100429_141922_000000392089_00039_42678_6912.N1	29-APR-2010 14:19:22	Bright	38.500	111	8Eta Boo	2.6800	6000.0	77	42678	No
145	GOM_NL__2PRFIN20100429_142313_000000482089_00039_42678_6913.N1	29-APR-2010 14:23:13	Bright	47.500	83		2.3780	11000.	95	42678	No
146	GOM_NL__2PRFIN20100429_142611_000000422089_00039_42678_6914.N1	29-APR-2010 14:26:11	Bright	42.000	180	27Gam Boo	3.0400	8000.0	84	42678	No
147	GOM_NL__2PRFIN20100429_142820_000000392089_00039_42678_6915.N1	29-APR-2010 14:28:20	Bright	39.000	39	85Eta UMa	1.8540	24000.	78	42678	No
148	GOM_NL__2PRFIN20100429_142937_000000392089_00039_42678_6916.N1	29-APR-2010 14:29:37	Bright	38.500	55	79Zet UMa	2.0600	10200.	77	42678	No
149	GOM_NL__2PRFIN20100429_143548_000000352089_00039_42678_6917.N1	29-APR-2010 14:35:48	Bright	35.000	60	7Bet UMi	2.0810	3950.0	70	42678	No
150	GOM_NL__2PRFIN20100429_144559_000000422089_00039_42678_6918.N1	29-APR-2010 14:45:59	Bright	42.000	89	5Alp Cep	2.4510	8000.0	84	42678	No
151	GOM_NL__2PRFIN20100429_145709_000000462089_00039_42678_6919.N1	29-APR-2010 14:57:09	Bright	45.500	164	44Eta Peg	2.9480	5400.0	91	42678	No
152	GOM_NL__2PRFIN20100429_150131_000000442089_00039_42678_6920.N1	29-APR-2010 15:01:31	Twilight	44.000	90	54Alp Peg	2.4870	11000.	88	42678	No
153	GOM_NL__2PRFIN20100429_150805_000000522089_00039_42678_6921.N1	29-APR-2010 15:08:05	Dark	51.500	162	34Alp Aqr	2.9440	5350.0	103	42678	No
154	GOM_NL__2PRFIN20100429_151340_000000492089_00039_42678_6922.N1	29-APR-2010 15:13:40	Dark	49.000	142	49Del Cap	2.8500	8900.0	98	42678	No
155	GOM_NL__2PRFIN20100429_151825_000000392089_00039_42678_6923.N1	29-APR-2010 15:18:25	Dark	39.000	172	Gam Gru	3.0030	13100.	78	42678	No
156	GOM_NL__2PRFIN20100429_171339_000000502089_00041_42680_6923.N1	29-APR-2010 17:13:39	Straylight	50.000	141	Bet Ara	2.8400	4600.0	100	42680	No
157	GOM_NL__2PRFIN20100429_171525_000000532089_00041_42680_6924.N1	29-APR-2010 17:15:25	Straylight	52.500	40	The Sco	1.8590	7100.0	105	42680	No
158	GOM_NL__2PRFIN20100429_171708_000000612089_00041_42680_6925.N1	29-APR-2010 17:17:08	Straylight	61.000	25	35Lam Sco	1.6200	28000.	122	42680	No
159	GOM_NL__2PRFIN20100429_172021_000000602089_00041_42680_6926.N1	29-APR-2010 17:20:21	Straylight	59.500	75	26Eps Sco	2.2910	4250.0	119	42680	No
160	GOM_NL__2PRFIN20100429_172410_000000712089_00041_42680_6927.N1	29-APR-2010 17:24:10	Tw_and_stray	71.000	16	21Alp Sco	1.0200	3000.0	142	42680	No

161	GOM_NL__2PRFIN20100429_172630_000000622089_00041_42680_6928.N1	29-APR-2010 17:26:30	Twilight	62.000	80	7Del Sco	2.3160	30000.	124	42680	No
162	GOM_NL__2PRFIN20100429_172944_000000482089_00041_42680_6929.N1	29-APR-2010 17:29:44	Bright	47.500	122	9Alp2Lib	2.7470	9700.0	95	42680	No
163	GOM_NL__2PRFIN20100429_173206_000000522089_00041_42680_6930.N1	29-APR-2010 17:32:06	Bright	51.500	104	27Bet Lib	2.6140	13100.	103	42680	No
164	GOM_NL__2PRFIN20100429_174033_000000402089_00041_42680_6931.N1	29-APR-2010 17:40:33	Bright	40.000	111	8Eta Boo	2.6800	6000.0	80	42680	No
165	GOM_NL__2PRFIN20100429_174423_000000672089_00041_42680_6932.N1	29-APR-2010 17:44:23	Bright	67.000	83		2.3780	11000.	134	42680	No
166	GOM_NL__2PRFIN20100429_174722_000000432089_00041_42680_6933.N1	29-APR-2010 17:47:22	Bright	43.000	180	27Gam Boo	3.0400	8000.0	86	42680	No
167	GOM_NL__2PRFIN20100429_174931_000000402089_00041_42680_6934.N1	29-APR-2010 17:49:31	Bright	39.500	39	85Eta UMa	1.8540	24000.	79	42680	No
168	GOM_NL__2PRFIN20100429_175700_000000442089_00041_42680_6935.N1	29-APR-2010 17:57:00	Bright	43.500	119	14Eta Dra	2.7270	4700.0	87	42680	No
169	GOM_NL__2PRFIN20100429_180711_000000512089_00041_42680_6936.N1	29-APR-2010 18:07:11	Bright	51.000	89	5Alp Cep	2.4510	8000.0	102	42680	No
170	GOM_NL__2PRFIN20100429_181223_000000602089_00041_42680_6937.N1	29-APR-2010 18:12:23	Bright	59.500	19	50Alp Cyg	1.2460	10500.	119	42680	No
171	GOM_NL__2PRFIN20100429_181821_000000462089_00041_42680_6938.N1	29-APR-2010 18:18:21	Bright	45.500	164	44Eta Peg	2.9480	5400.0	91	42680	No
172	GOM_NL__2PRFIN20100429_182243_000000462089_00041_42680_6939.N1	29-APR-2010 18:22:43	Twilight	46.000	90	54Alp Peg	2.4870	11000.	92	42680	No
173	GOM_NL__2PRFIN20100429_182652_000000652089_00041_42680_6940.N1	29-APR-2010 18:26:52	Dark	64.500	61	8Eps Peg	2.1000	3900.0	129	42680	No
174	GOM_NL__2PRFIN20100429_182918_000000552089_00041_42680_6941.N1	29-APR-2010 18:29:18	Dark	54.500	162	34Alp Aqr	2.9440	5350.0	109	42680	No
175	GOM_NL__2PRFIN20100429_183253_000000592089_00041_42680_6942.N1	29-APR-2010 18:32:53	Dark	59.000	154	22Bet Aqr	2.8990	5700.0	118	42680	No
176	GOM_NL__2PRFIN20100429_185416_000000442089_00042_42681_6931.N1	29-APR-2010 18:54:16	Straylight	44.000	141	Bet Ara	2.8400	4600.0	88	42681	No
177	GOM_NL__2PRFIN20100429_185601_000000542089_00042_42681_6932.N1	29-APR-2010 18:56:01	Straylight	53.500	40	The Sco	1.8590	7100.0	107	42681	No
178	GOM_NL__2PRFIN20100429_185745_000000632089_00042_42681_6933.N1	29-APR-2010 18:57:45	Straylight	63.000	25	35Lam Sco	1.6200	28000.	126	42681	No
179	GOM_NL__2PRFIN20100429_190058_000000602089_00042_42681_6934.N1	29-APR-2010 19:00:58	Straylight	60.000	75	26Eps Sco	2.2910	4250.0	120	42681	No
180	GOM_NL__2PRFIN20100429_190447_000000792089_00042_42681_6935.N1	29-APR-2010 19:04:47	Twilight	79.000	16	21Alp Sco	1.0200	3000.0	158	42681	No
181	GOM_NL__2PRFIN20100429_190706_000000632089_00042_42681_6936.N1	29-APR-2010 19:07:06	Twilight	62.500	80	7Del Sco	2.3160	30000.	125	42681	No
182	GOM_NL__2PRFIN20100429_191020_000000482089_00042_42681_6937.N1	29-APR-2010 19:10:20	Bright	47.500	122	9Alp2Lib	2.7470	9700.0	95	42681	No
183	GOM_NL__2PRFIN20100429_191242_000000512089_00042_42681_6938.N1	29-APR-2010 19:12:42	Bright	51.000	104	27Bet Lib	2.6140	13100.	102	42681	No
184	GOM_NL__2PRFIN20100429_192109_000000402089_00042_42681_6939.N1	29-APR-2010 19:21:09	Bright	39.500	111	8Eta Boo	2.6800	6000.0	79	42681	No
185	GOM_NL__2PRFIN20100429_192459_000000462089_00042_42681_6940.N1	29-APR-2010 19:24:59	Bright	45.500	83		2.3780	11000.	91	42681	No
186	GOM_NL__2PRFIN20100429_192758_000000422089_00042_42681_6941.N1	29-APR-2010 19:27:58	Bright	42.000	180	27Gam Boo	3.0400	8000.0	84	42681	No
187	GOM_NL__2PRFIN20100429_193007_000000402089_00042_42681_6942.N1	29-APR-2010 19:30:07	Bright	39.500	39	85Eta UMa	1.8540	24000.	79	42681	No
188	GOM_NL__2PRFIN20100429_193735_000000462089_00042_42681_6943.N1	29-APR-2010 19:37:35	Bright	45.500	119	14Eta Dra	2.7270	4700.0	91	42681	No
189	GOM_NL__2PRFIN20100429_194746_000000612089_00042_42681_6944.N1	29-APR-2010 19:47:46	Bright	61.000	89	5Alp Cep	2.4510	8000.0	122	42681	No
190	GOM_NL__2PRFIN20100429_195259_000000612089_00042_42681_6945.N1	29-APR-2010 19:52:59	Bright	60.500	19	50Alp Cyg	1.2460	10500.	121	42681	No
191	GOM_NL__2PRFIN20100429_195857_000000452089_00042_42681_6946.N1	29-APR-2010 19:58:57	Bright	45.000	164	44Eta Peg	2.9480	5400.0	90	42681	No
192	GOM_NL__2PRFIN20100429_200320_000000452089_00042_42681_6947.N1	29-APR-2010 20:03:20	Twilight	45.000	90	54Alp Peg	2.4870	11000.	90	42681	No
193	GOM_NL__2PRFIN20100429_200728_000000672089_00042_42681_6948.N1	29-APR-2010 20:07:28	Dark	66.500	61	8Eps Peg	2.1000	3900.0	133	42681	No
194	GOM_NL__2PRFIN20100429_200955_000000562089_00042_42681_6949.N1	29-APR-2010 20:09:55	Dark	55.500	162	34Alp Aqr	2.9440	5350.0	111	42681	No
195	GOM_NL__2PRFIN20100429_201330_000000582089_00042_42681_6950.N1	29-APR-2010 20:13:30	Dark	57.500	154	22Bet Aqr	2.8990	5700.0	115	42681	No
196	GOM_NL__2PRFIN20100429_203452_000000452089_00043_42682_6939.N1	29-APR-2010 20:34:52	Straylight	45.000	141	Bet Ara	2.8400	4600.0	90	42682	No
197	GOM_NL__2PRFIN20100429_203638_000000512089_00043_42682_6940.N1	29-APR-2010 20:36:38	Straylight	50.500	40	The Sco	1.8590	7100.0	101	42682	No
198	GOM_NL__2PRFIN20100429_203822_000000582089_00043_42682_6941.N1	29-APR-2010 20:38:22	Straylight	57.500	25	35Lam Sco	1.6200	28000.	115	42682	No
199	GOM_NL__2PRFIN20100429_204134_000000622089_00043_42682_6942.N1	29-APR-2010 20:41:34	Straylight	62.000	75	26Eps Sco	2.2910	4250.0	124	42682	No
200	GOM_NL__2PRFIN20100429_204523_000000812089_00043_42682_6943.N1	29-APR-2010 20:45:23	Twilight	81.000	16	21Alp Sco	1.0200	3000.0	162	42682	No
201	GOM_NL__2PRFIN20100429_204742_000000622089_00043_42682_6944.N1	29-APR-2010 20:47:42	Twilight	61.500	80	7Del Sco	2.3160	30000.	123	42682	No
202	GOM_NL__2PRFIN20100429_205056_000000482089_00043_42682_6945.N1	29-APR-2010 20:50:56	Bright	48.000	122	9Alp2Lib	2.7470	9700.0	96	42682	No
203	GOM_NL__2PRFIN20100429_205317_000000502089_00043_42682_6946.N1	29-APR-2010 20:53:17	Bright	49.500	104	27Bet Lib	2.6140	13100.	99	42682	No
204	GOM_NL__2PRFIN20100429_210145_000000382089_00043_42682_6947.N1	29-APR-2010 21:01:45	Bright	38.000	111	8Eta Boo	2.6800	6000.0	76	42682	No
205	GOM_NL__2PRFIN20100429_210534_000000492089_00043_42682_6948.N1	29-APR-2010 21:05:34	Bright	48.500	83		2.3780	11000.	97	42682	No
206	GOM_NL__2PRFIN20100429_210833_000000432089_00043_42682_6949.N1	29-APR-2010 21:08:33	Bright	43.000	180	27Gam Boo	3.0400	8000.0	86	42682	No
207	GOM_NL__2PRFIN20100429_211043_000000402089_00043_42682_6950.N1	29-APR-2010 21:10:43	Bright	40.000	39	85Eta UMa	1.8540	24000.	80	42682	No
208	GOM_NL__2PRFIN20100429_211810_000000452089_00043_42682_6951.N1	29-APR-2010 21:18:10	Bright	44.500	119	14Eta Dra	2.7270	4700.0	89	42682	No
209	GOM_NL__2PRFIN20100429_212822_000000422089_00043_42682_6952.N1	29-APR-2010 21:28:22	Bright	42.000	89	5Alp Cep	2.4510	8000.0	84	42682	No
210	GOM_NL__2PRFIN20100429_213334_000000612089_00043_42682_6953.N1	29-APR-2010 21:33:34	Bright	60.500	19	50Alp Cyg	1.2460	10500.	121	42682	No
211	GOM_NL__2PRFIN20100429_213934_000000442089_00043_42682_6954.N1	29-APR-2010 21:39:34	Bright	43.500	164	44Eta Peg	2.9480	5400.0	87	42682	No
212	GOM_NL__2PRFIN20100429_214356_000000452089_00043_42682_6955.N1	29-APR-2010 21:43:56	Twilight	44.500	90	54Alp Peg	2.4870	11000.	89	42682	No
213	GOM_NL__2PRFIN20100429_214805_000000662089_00043_42682_6956.N1	29-APR-2010 21:48:05	Dark	65.500	61	8Eps Peg	2.1000	3900.0	131	42682	No
214	GOM_NL__2PRFIN20100429_215032_000000542089_00043_42682_6957.N1	29-APR-2010 21:50:32	Dark	53.500	162	34Alp Aqr	2.9440	5350.0	107	42682	No
215	GOM_NL__2PRFIN20100429_215407_000000602089_00043_42682_6958.N1	29-APR-2010 21:54:07	Dark	60.000	154	22Bet Aqr	2.8990	5700.0	120	42682	No
216	GOM_NL__2PRFIN20100429_221529_000000442089_00044_42683_6967.N1	29-APR-2010 22:15:29	Straylight	43.500	141	Bet Ara	2.8400	4600.0	87	42683	No
217	GOM_NL__2PRFIN20100429_221715_000000552089_00044_42683_6968.N1	29-APR-2010 22:17:15	Straylight	55.000	40	The Sco	1.8590	7100.0	110	42683	No
218	GOM_NL__2PRFIN20100429_221859_000000622089_00044_42683_6969.N1	29-APR-2010 22:18:59	Straylight	61.500	25	35Lam Sco	1.6200	28000.	123	42683	No
219	GOM_NL__2PRFIN20100429_222211_000000582089_00044_42683_6970.N1	29-APR-2010 22:22:11	Straylight	58.000	75	26Eps Sco	2.2910	4250.0	116	42683	No



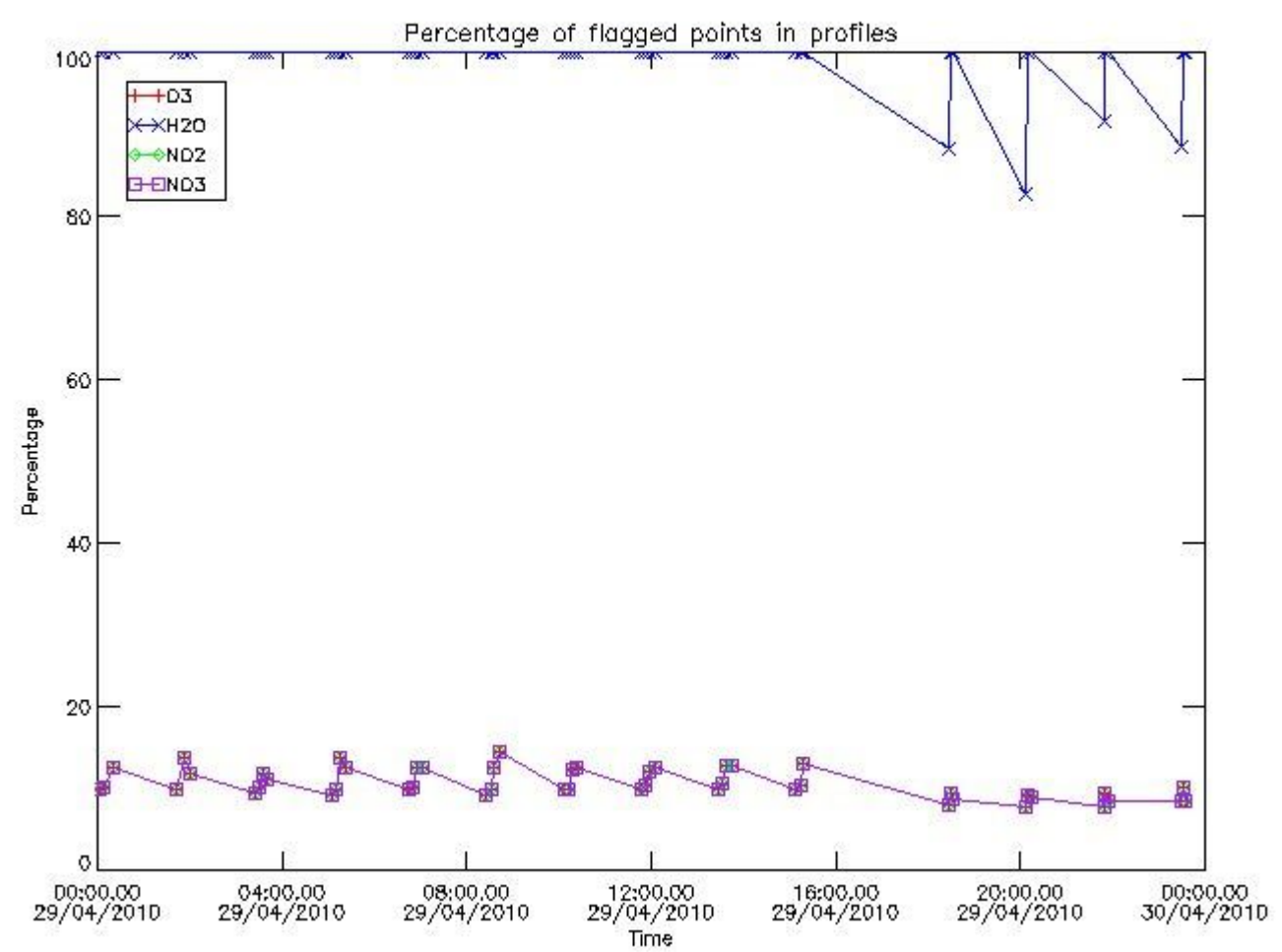
220	GOM_NL__2PRFIN20100429_222600_000000772089_00044_42683_6971.N1	29-APR-2010 22:26:00	Twilight	77.000	16	21Alp Sco	1.0200	3000.0	154	42683	No
221	GOM_NL__2PRFIN20100429_222819_000000612089_00044_42683_6972.N1	29-APR-2010 22:28:19	Twilight	61.000	80	7Del Sco	2.3160	30000.	122	42683	No
222	GOM_NL__2PRFIN20100429_223132_000000472089_00044_42683_6973.N1	29-APR-2010 22:31:32	Bright	47.000	122	9Alp2Lib	2.7470	9700.0	94	42683	No
223	GOM_NL__2PRFIN20100429_223354_000000492089_00044_42683_6974.N1	29-APR-2010 22:33:54	Bright	48.500	104	27Bet Lib	2.6140	13100.	97	42683	No
224	GOM_NL__2PRFIN20100429_224220_000000392089_00044_42683_6975.N1	29-APR-2010 22:42:20	Bright	39.000	111	8Eta Boo	2.6800	6000.0	78	42683	No
225	GOM_NL__2PRFIN20100429_224609_000000442089_00044_42683_6976.N1	29-APR-2010 22:46:09	Bright	44.000	83		2.3780	11000.	88	42683	No
226	GOM_NL__2PRFIN20100429_224909_000000412089_00044_42683_6977.N1	29-APR-2010 22:49:09	Bright	40.500	180	27Gam Boo	3.0400	8000.0	81	42683	No
227	GOM_NL__2PRFIN20100429_225119_000000412089_00044_42683_6978.N1	29-APR-2010 22:51:19	Bright	40.500	39	85Eta UMa	1.8540	24000.	81	42683	No
228	GOM_NL__2PRFIN20100429_225845_000000462089_00044_42683_6979.N1	29-APR-2010 22:58:45	Bright	46.000	119	14Eta Dra	2.7270	4700.0	92	42683	No
229	GOM_NL__2PRFIN20100429_230857_000000442089_00044_42683_6980.N1	29-APR-2010 23:08:57	Bright	43.500	89	5Alp Cep	2.4510	8000.0	87	42683	No
230	GOM_NL__2PRFIN20100429_231410_000000592089_00044_42683_6981.N1	29-APR-2010 23:14:10	Bright	59.000	19	50Alp Cyg	1.2460	10500.	118	42683	No
231	GOM_NL__2PRFIN20100429_232009_000000472089_00044_42683_6982.N1	29-APR-2010 23:20:09	Bright	47.000	164	44Eta Peg	2.9480	5400.0	94	42683	No
232	GOM_NL__2PRFIN20100429_232432_000000432089_00044_42683_6983.N1	29-APR-2010 23:24:32	Twilight	43.000	90	54Alp Peg	2.4870	11000.	86	42683	No
233	GOM_NL__2PRFIN20100429_232842_000000662089_00044_42683_6984.N1	29-APR-2010 23:28:42	Dark	65.500	61	8Eps Peg	2.1000	3900.0	131	42683	No
234	GOM_NL__2PRFIN20100429_233108_000000552089_00044_42683_6985.N1	29-APR-2010 23:31:08	Dark	55.000	162	34Alp Aqr	2.9440	5350.0	110	42683	No
235	GOM_NL__2PRFIN20100429_233444_000000602089_00044_42683_6986.N1	29-APR-2010 23:34:44	Dark	60.000	154	22Bet Aqr	2.8990	5700.0	120	42683	No
236	GOM_NL__2PRFIN20100429_235605_000000432089_00045_42684_6975.N1	29-APR-2010 23:56:05	Straylight	42.500	141	Bet Ara	2.8400	4600.0	85	42684	No
237	GOM_NL__2PRFIN20100429_235752_000000562089_00045_42684_6976.N1	29-APR-2010 23:57:52	Straylight	55.500	40	The Sco	1.8590	7100.0	111	42684	No
238	GOM_NL__2PRFIN20100429_235935_000000622089_00045_42684_6977.N1	29-APR-2010 23:59:35	Straylight	62.000	25	35Lam Sco	1.6200	28000.	124	42684	No

### 3. Quality information per product

In this section it is plotted some information contained in the Quality Summary data set of the level 2 products. Only products in dark limb conditions and without errors (error flag in the MPH set to "0") are used.

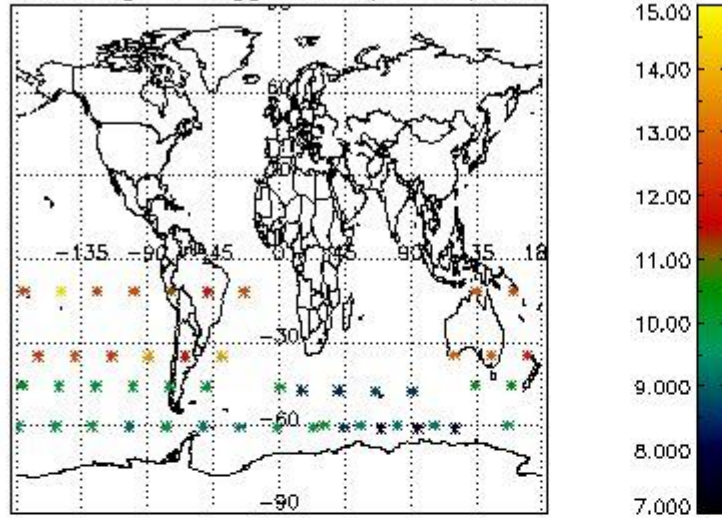
#### 3.1 Plot quality information per product (time dependant)



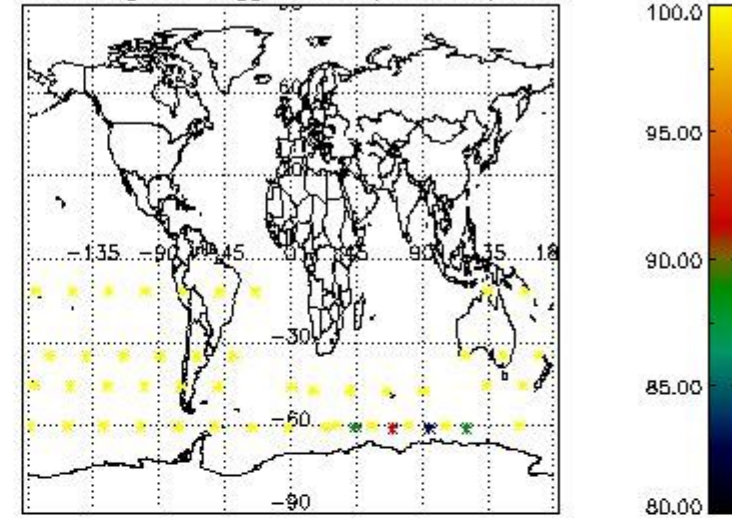


3.2 Plot quality information per product (world map)

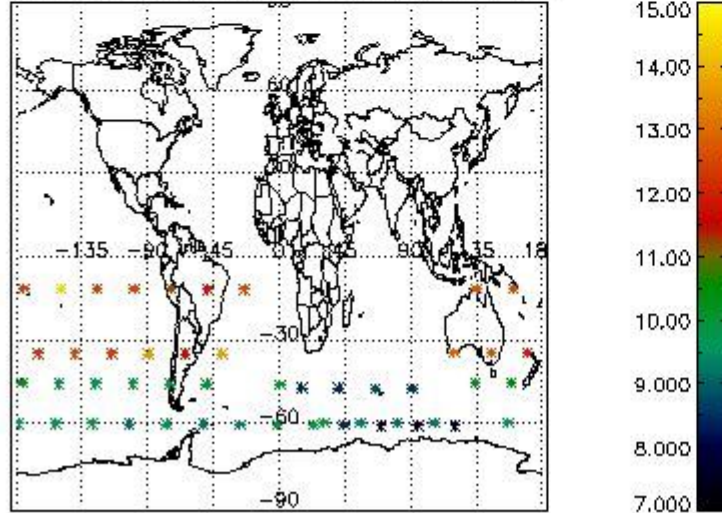
Percentage of flagged data per O3 profile



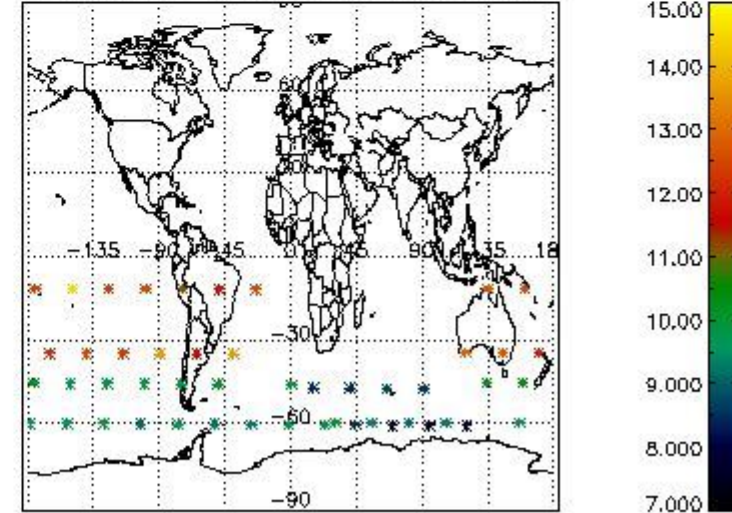
Percentage of flagged data per H2O profile



Percentage of flagged data per NO2 profile



Percentage of flagged data per NO3 profile

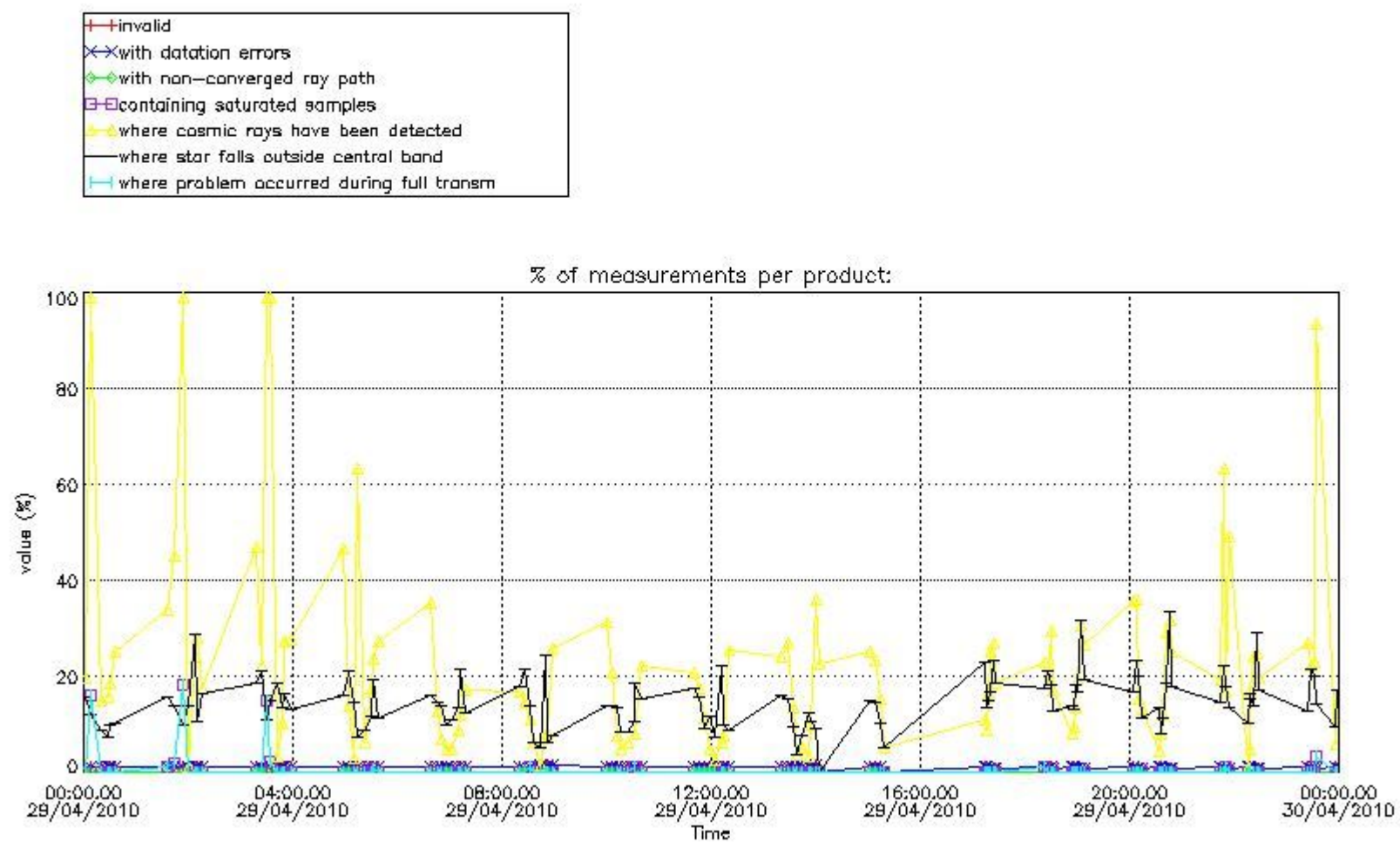


#### 4. Level 1 quality information per product

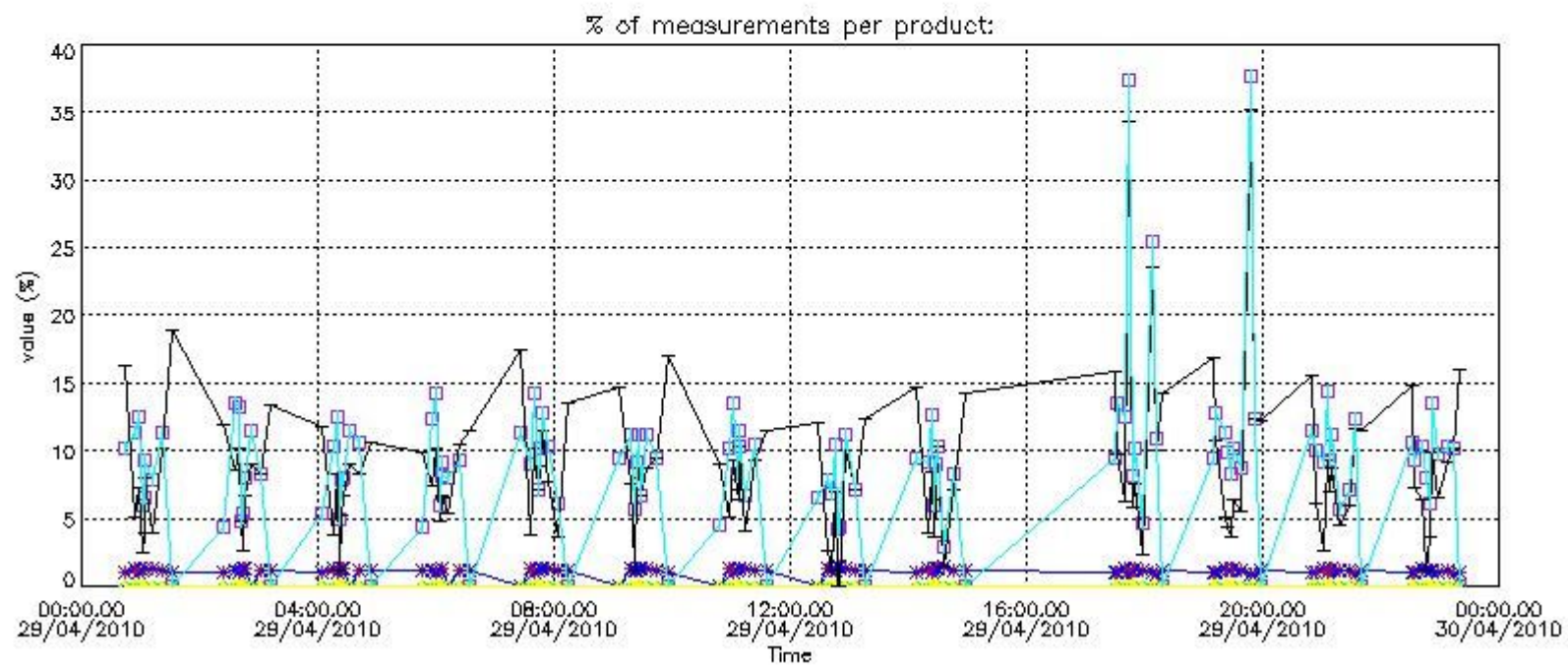
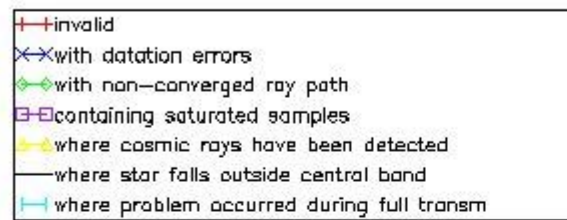
In this section it is plotted some information contained in the Quality Summary data set of the level 2 products that comes from the level 1b processing. Products without errors (error flag in the MPH set to "0") are used.

##### 4.1 Plot quality information per product (time dependant) coming from level 1b processing

###### 4.1.1 Plot level 1 quality information per product (time dependant): ENVISAT ASCENDING passes



4.1.2 Plot level 1 quality information per product (time dependant): ENVI SAT DESCENDING passes

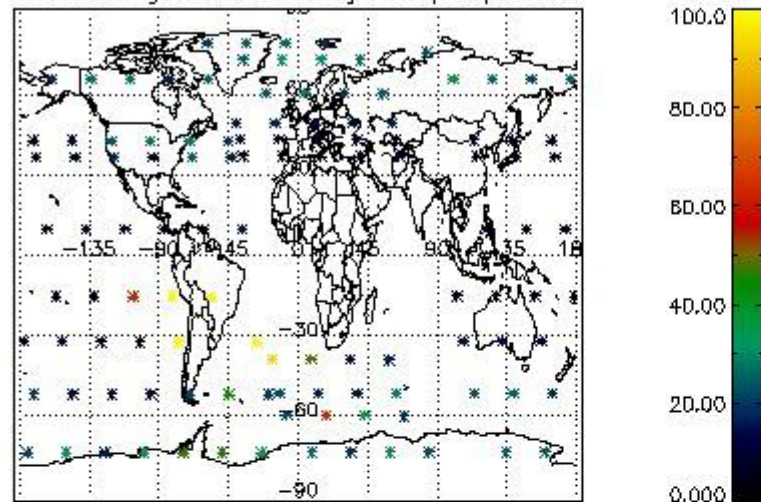


#### 4.2 Plot quality information per product coming from level 1b processing (world map)

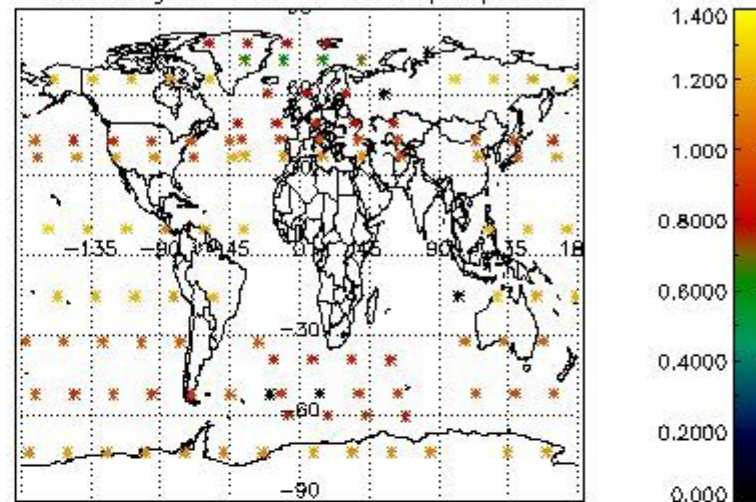
##### 4.2.1 Plot level 1 quality information per product (world map): ENVISAT ASCENDING passes



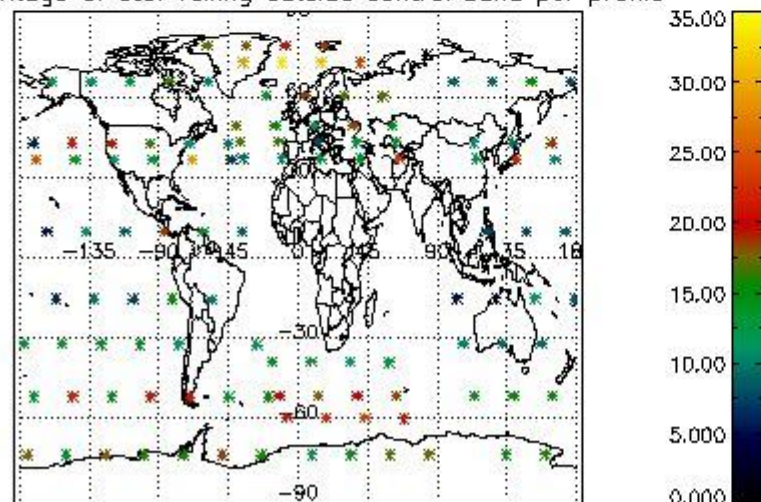
Percentage of cosmic ray hits per profile



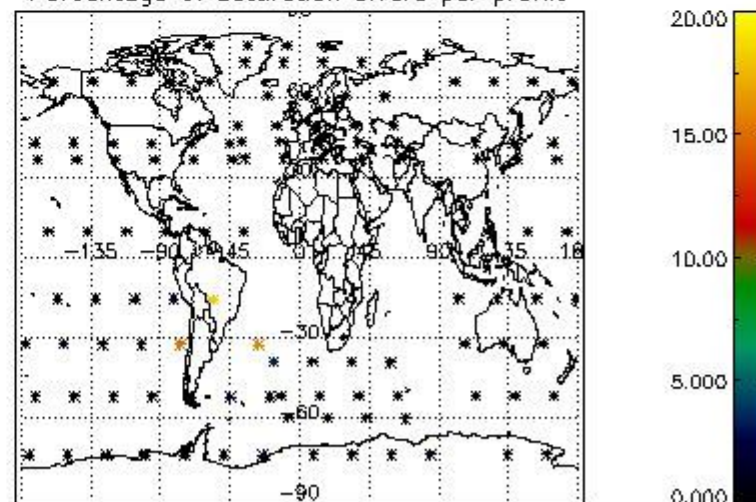
Percentage of datation errors per profile



Percentage of star falling outside central band per profile

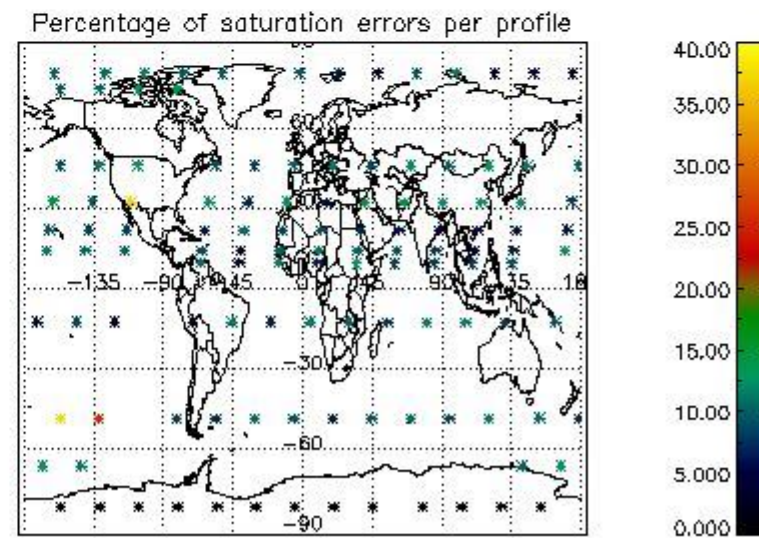
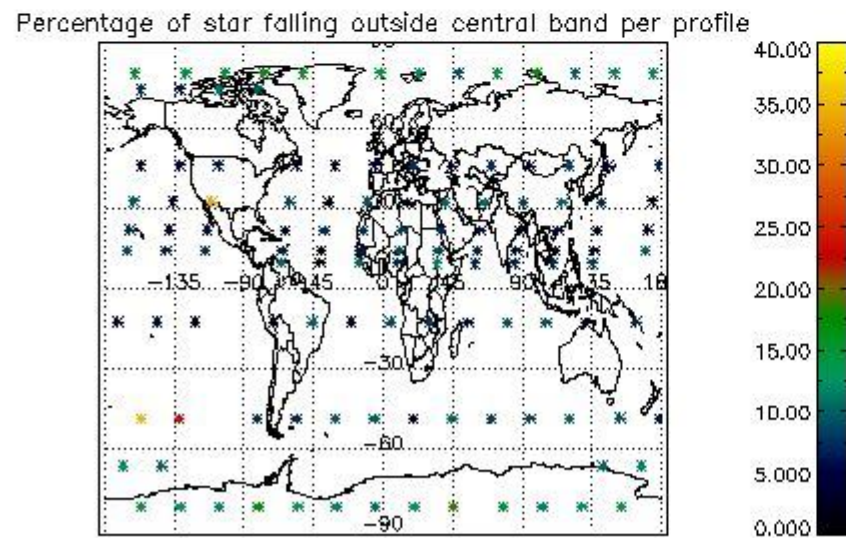
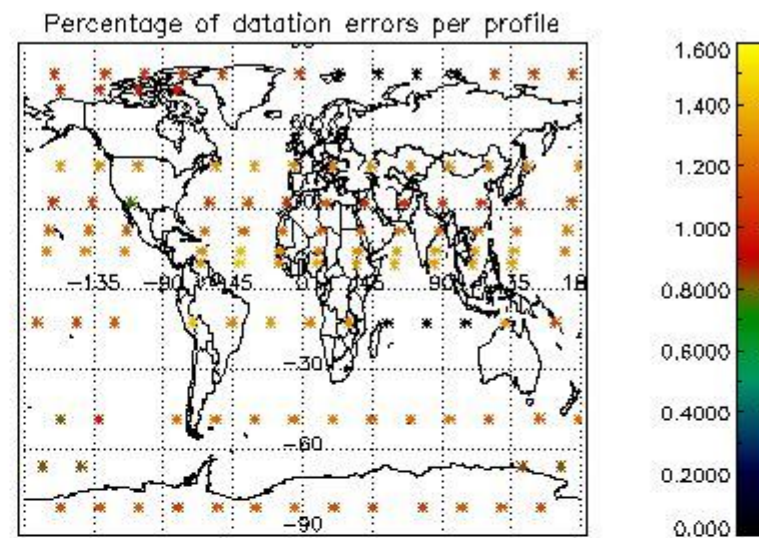
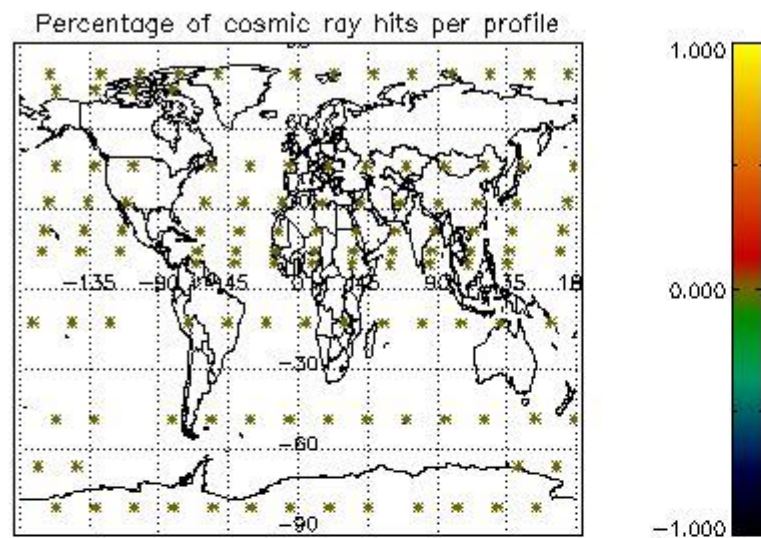


Percentage of saturation errors per profile



4.2.2 Plot level 1 quality information per product (world map): ENVISAT DESCENDING passes





## 5. Trace gas profiles

### 5.1 Ozone statistics based on quality of products

The final quality of the products can be "measured" using the STD (Standard Deviation) attached to every point profile. This information is written to the parameter GOM\_NL\_\_2P/NL\_LOCAL\_SPECIES\_DENSITY/o3\_std of the level 2 products. The table below shows the statistics for given STD ranges.

The statistics are given with respect to the overall valid production:

- Products without fatal errors: GOM\_NL\_\_2P/MPH/PRODUCT\_ERR=0
- Valid point profile: GOM\_NL\_\_2P/NL\_LOCAL\_SPECIES\_DENSITY/pcd(0)=0

The 'Criteria' is applied to valid points of dark limb products:

- Products in dark limb illumination condition: GOM\_NL\_\_2P/NL\_SUMMARY\_QUALITY/obs\_ill\_cond=0
- Products without fatal errors: GOM\_NL\_\_2P/MPH/PRODUCT\_ERR=0
- Valid point profile: GOM\_NL\_\_2P/NL\_LOCAL\_SPECIES\_DENSITY/pcd(0)=0

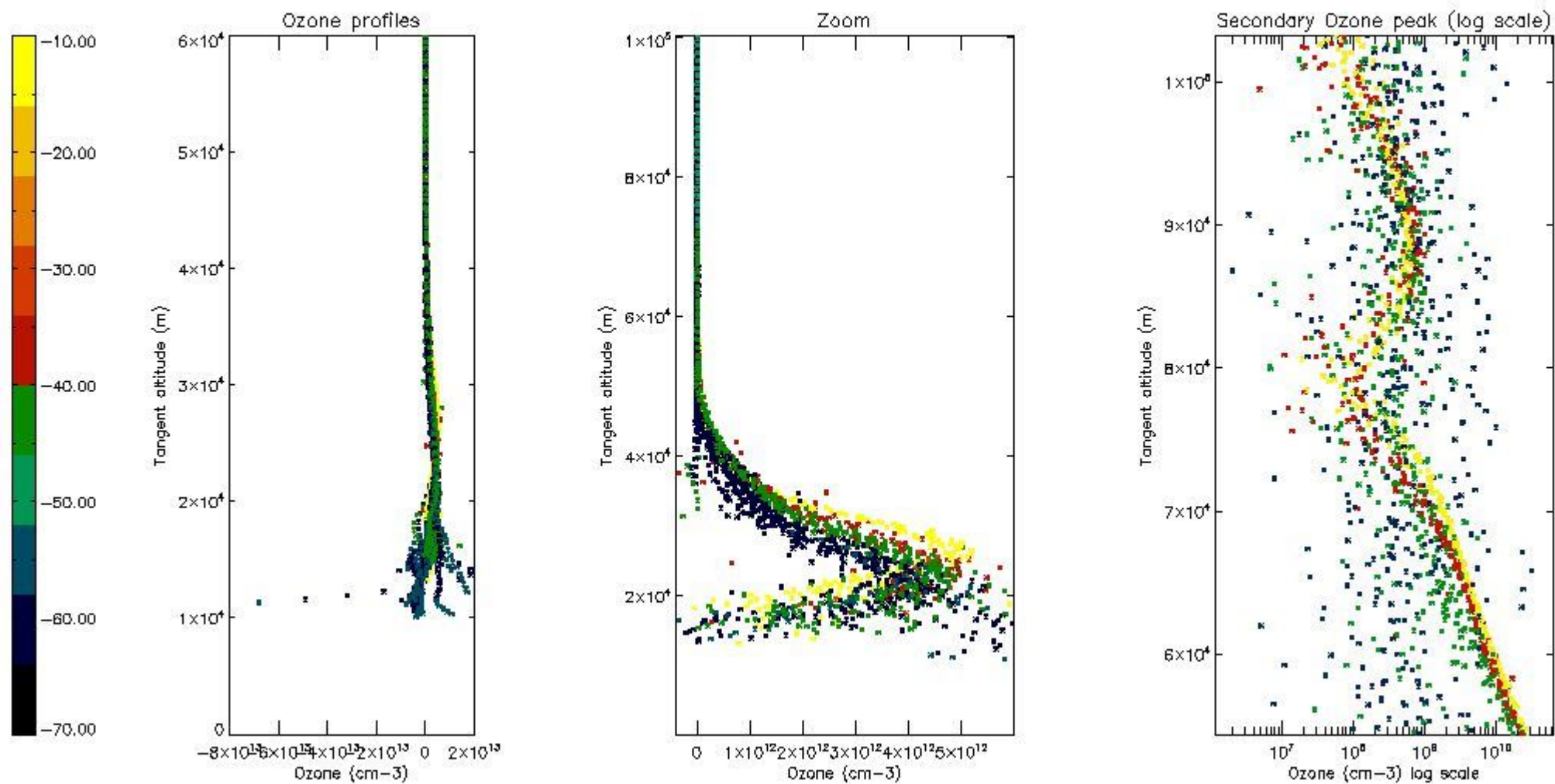
So, the table below shows the percentage of dark limb and valid observations for each criteria with respect to the overall valid daily observations.

Criteria	% of total production
All STD	22
STD < 20	8

STD < 10	5
STD < 5	2

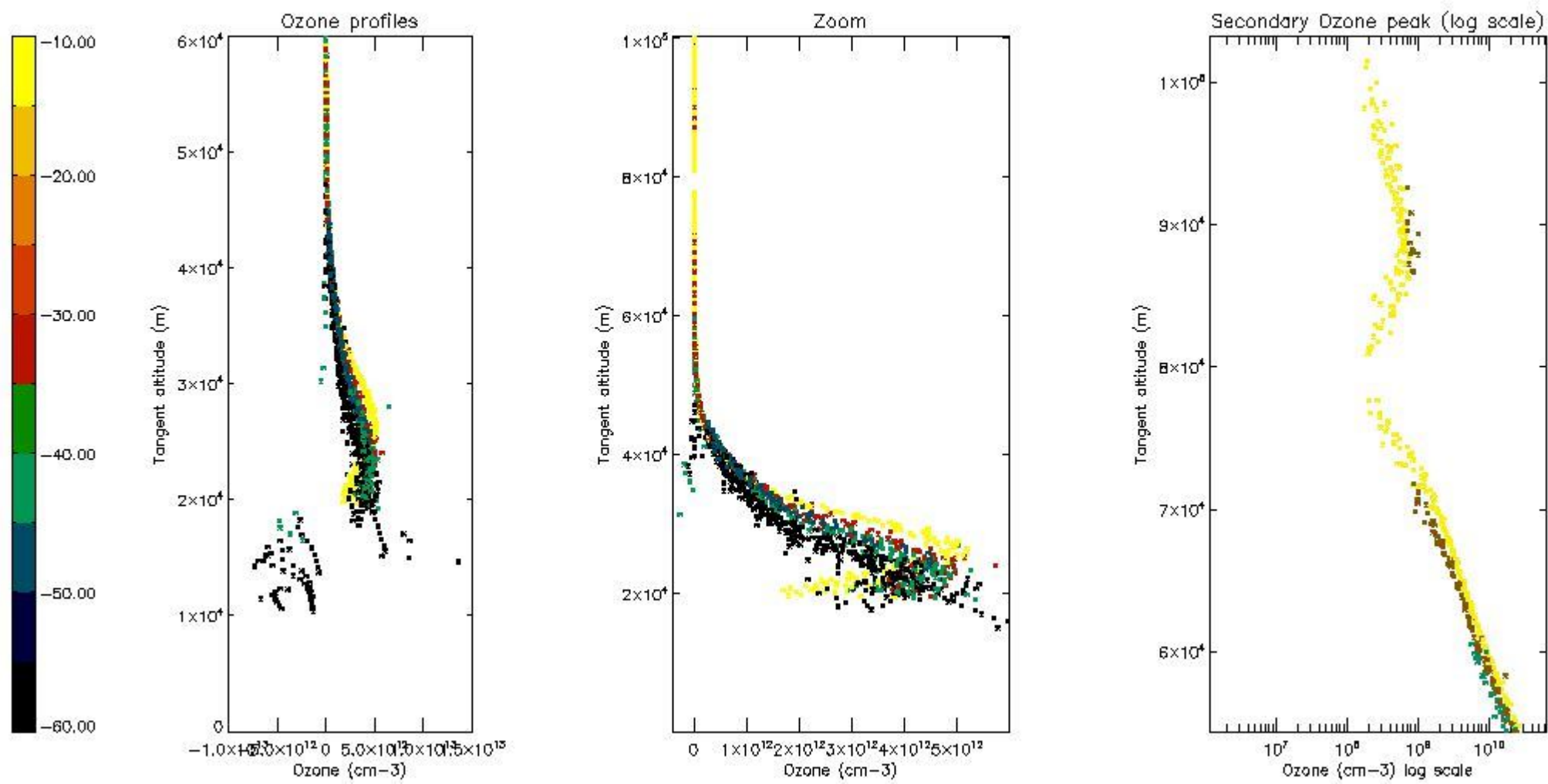
5.2 Plot ozone profiles for all STD (dark without errors)

The colorbar represents the latitude.



5.3 Plot ozone profiles where STD < 20% (dark without errors)

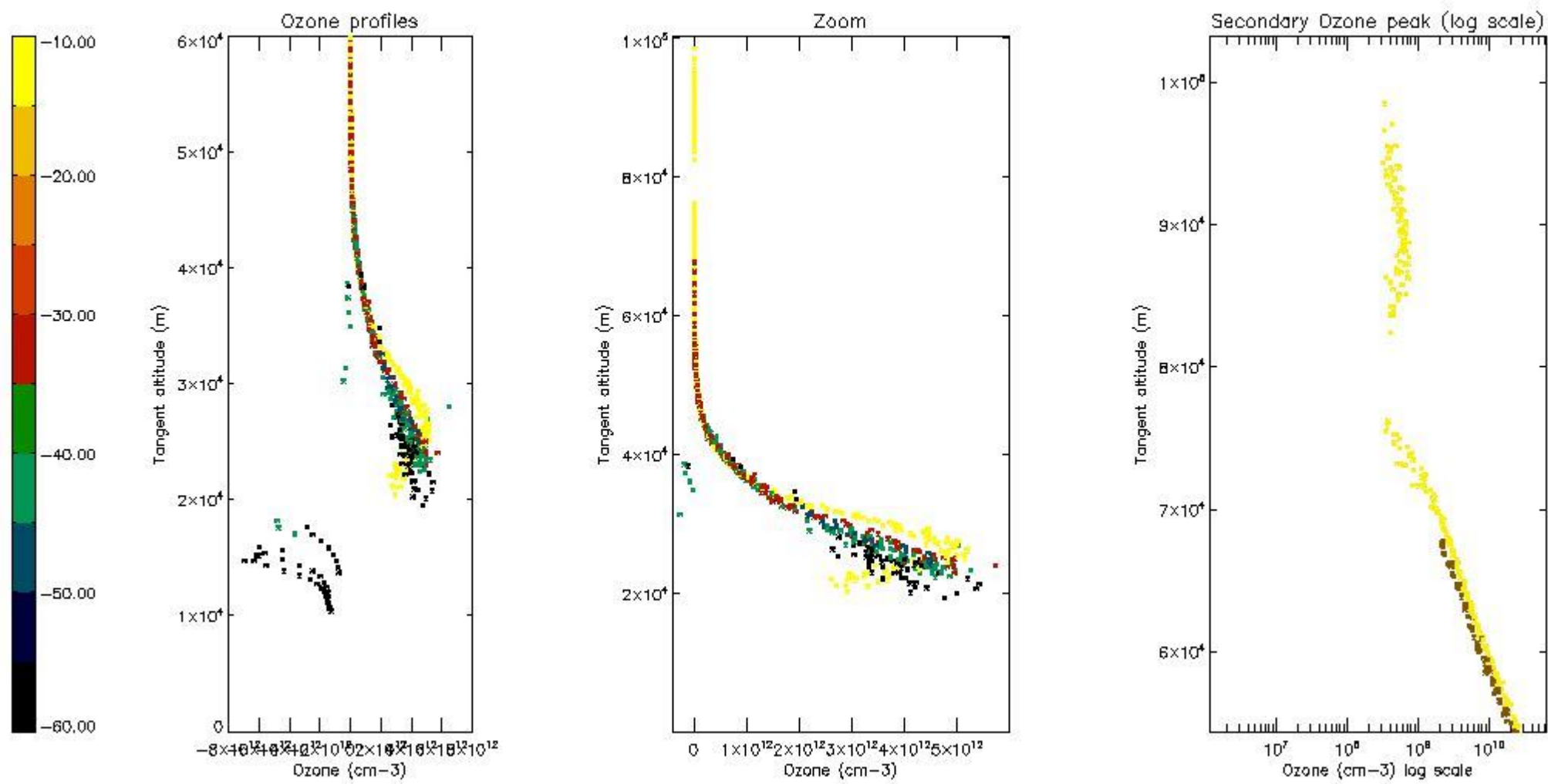
The colorbar represents the latitude.



*5.4 Plot ozone profiles where STD < 10% (dark without errors)*

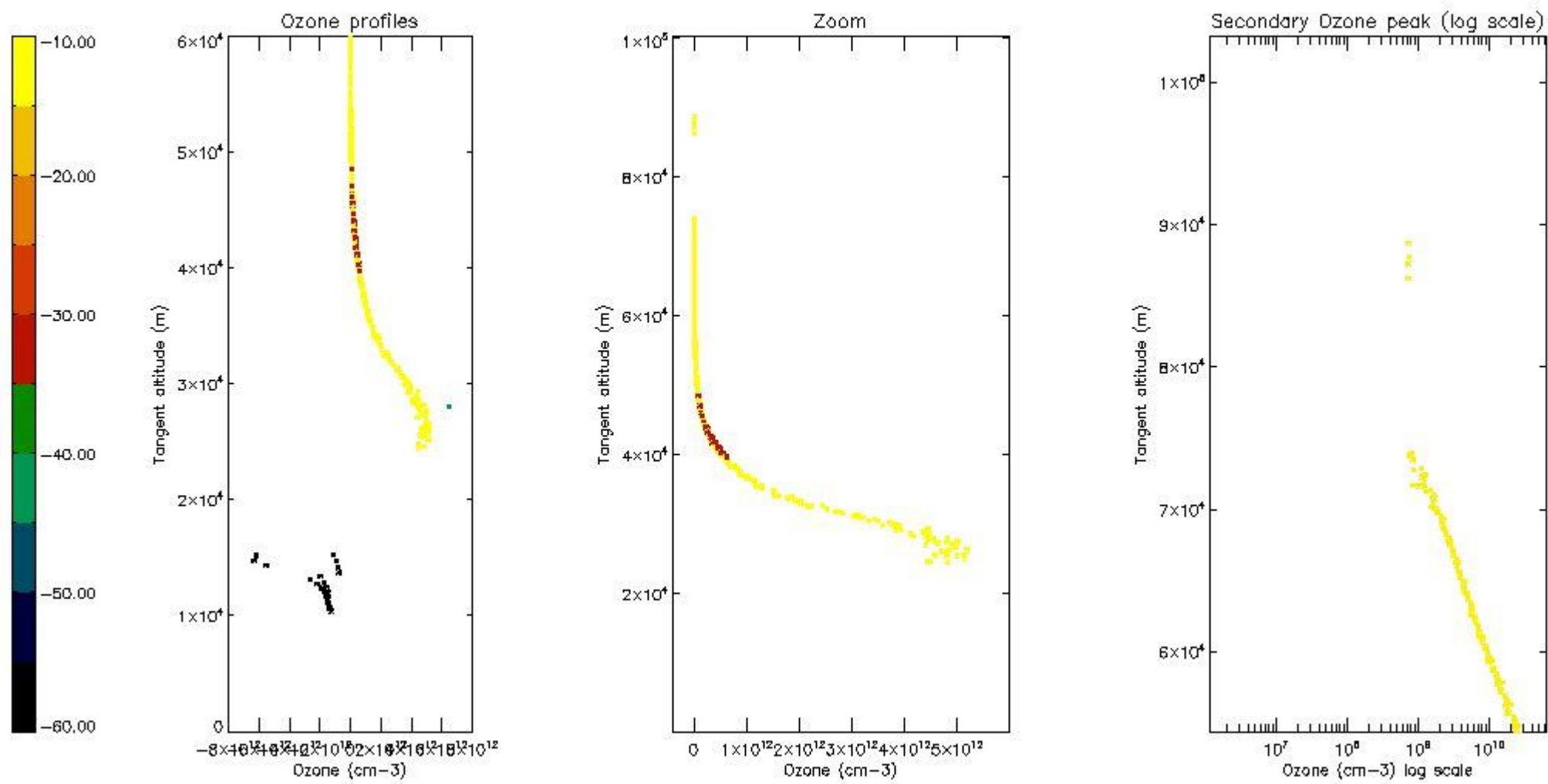
The colorbar represents the latitude.





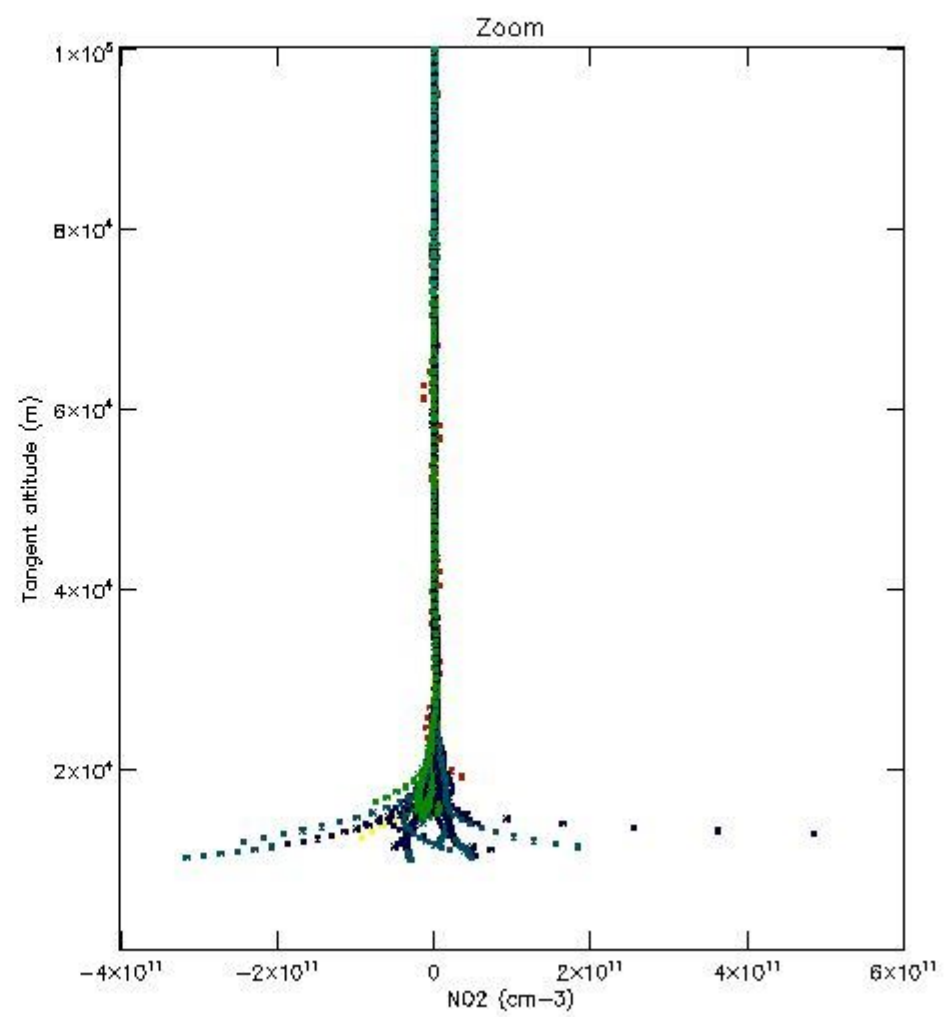
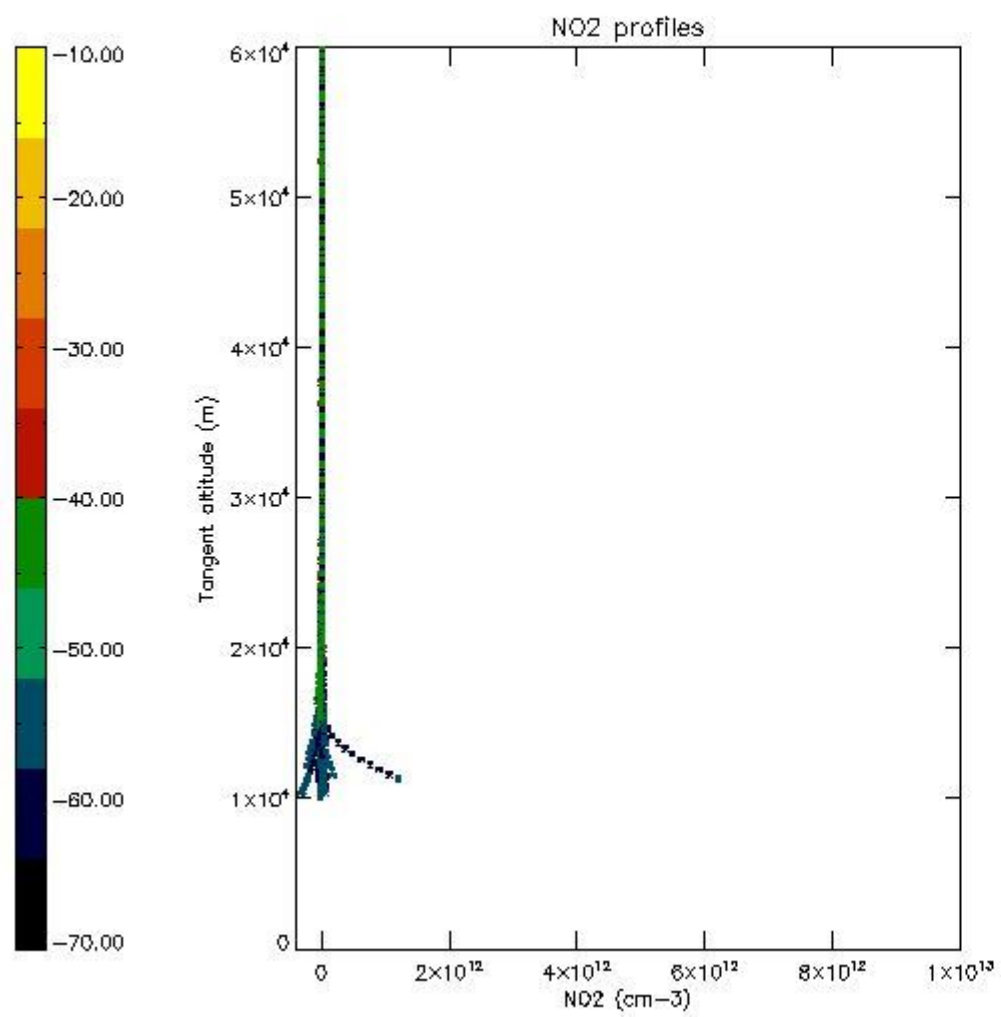
*5.5 Plot ozone profiles where STD < 5% (dark without errors)*

The colorbar represents the latitude.



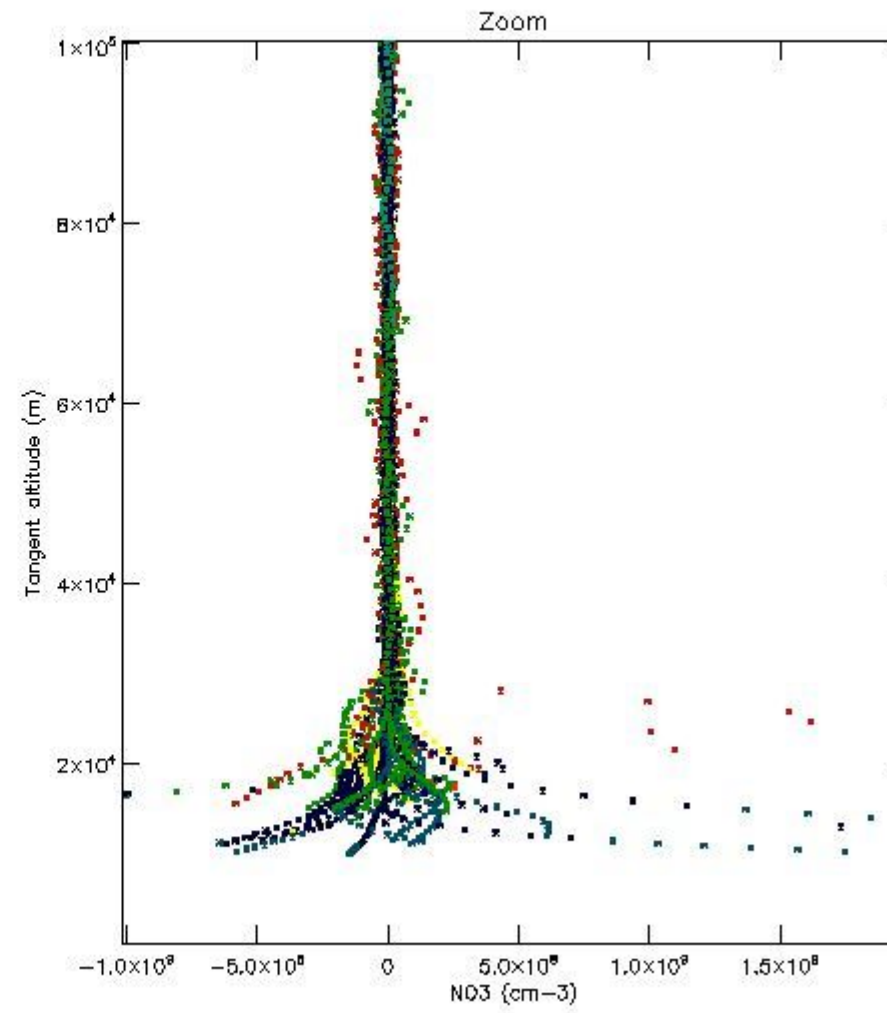
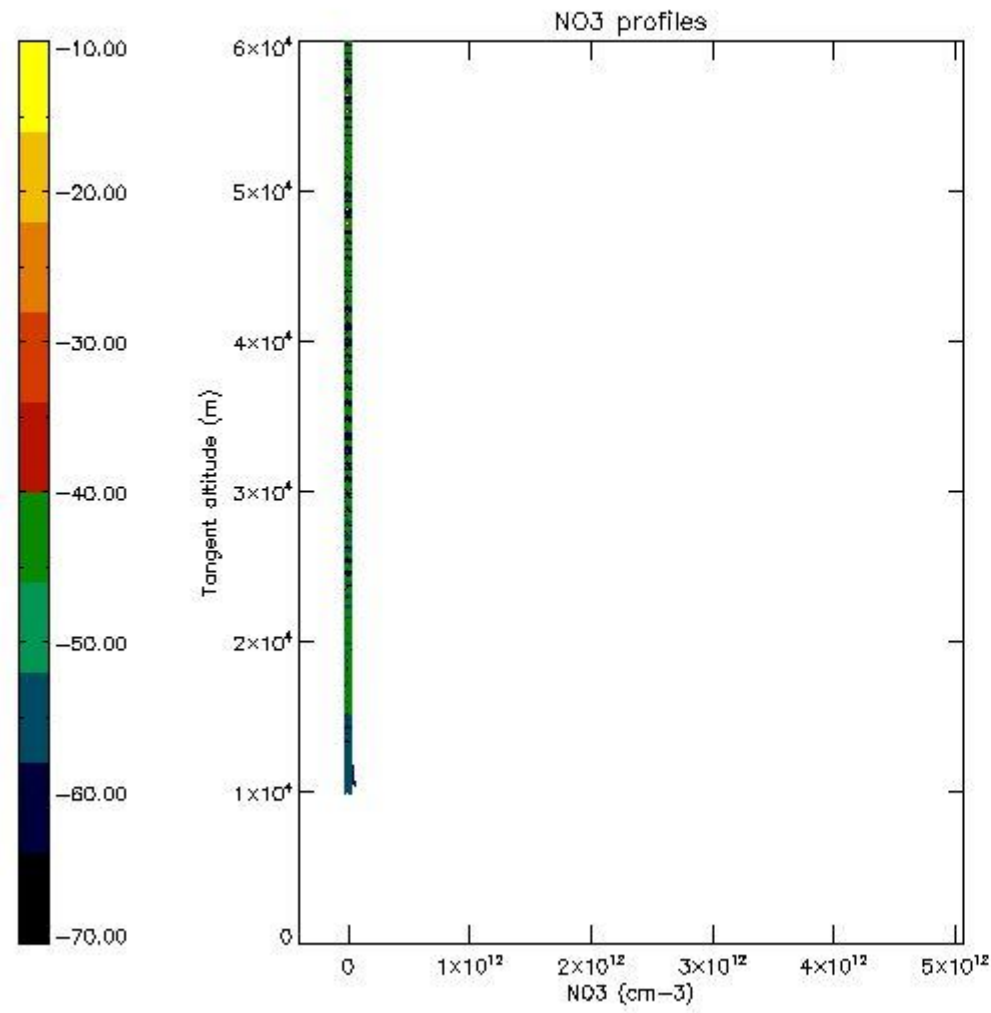
*5.6 Plot NO<sub>2</sub> profiles for all STD (dark without errors)*

The colorbar represents the latitude.



*5.7 Plot NO3 profiles for all STD (dark without errors)*

The colorbar represents the latitude.

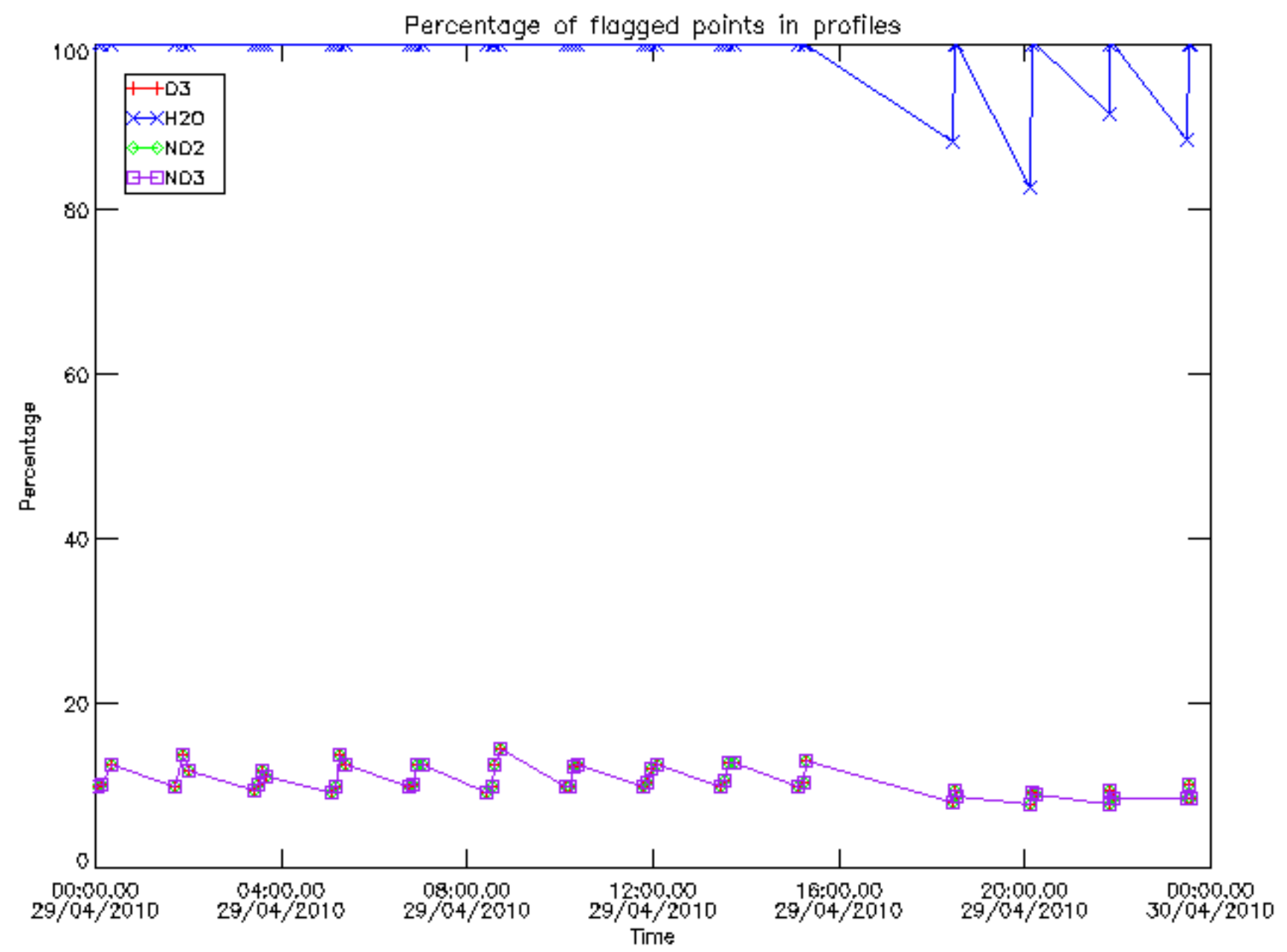


## 6. Auxiliary Data Files used for the production reported in section 2

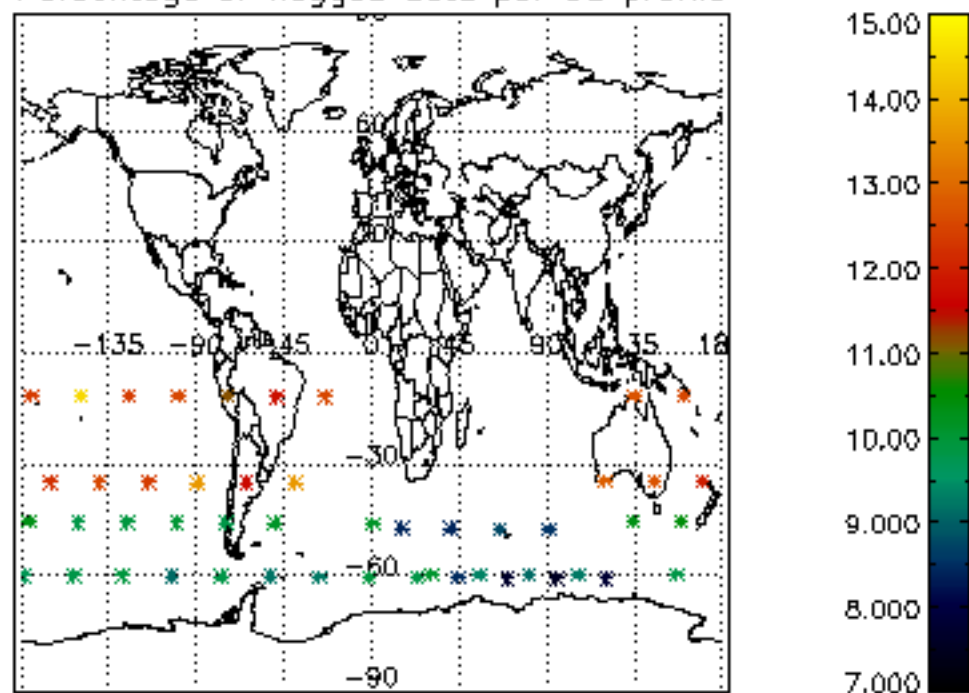
The number reported in the third column indicates since which file (see list in section 2) the corresponding auxiliary file has been used. The fourth column is the date of those product files.

Type	Auxiliary Filename	Used since product	Used since product date
INST_PHYS_CHARACTERISTICS	GOM_INS_AXVIEC20091111_143220_20030716_120000_20500101_000000	1	29-APR-2010 00:02:35
LEVEL-2_PROC_CONFIG	GOM_PR2_AXVIEC20091111_152718_20020301_000000_20500101_000000	1	29-APR-2010 00:02:35
CROSS_SECTIONS_FILE	GOM_CRS_AXVIEC20091111_154832_20020301_000000_20500101_000000	1	29-APR-2010 00:02:35

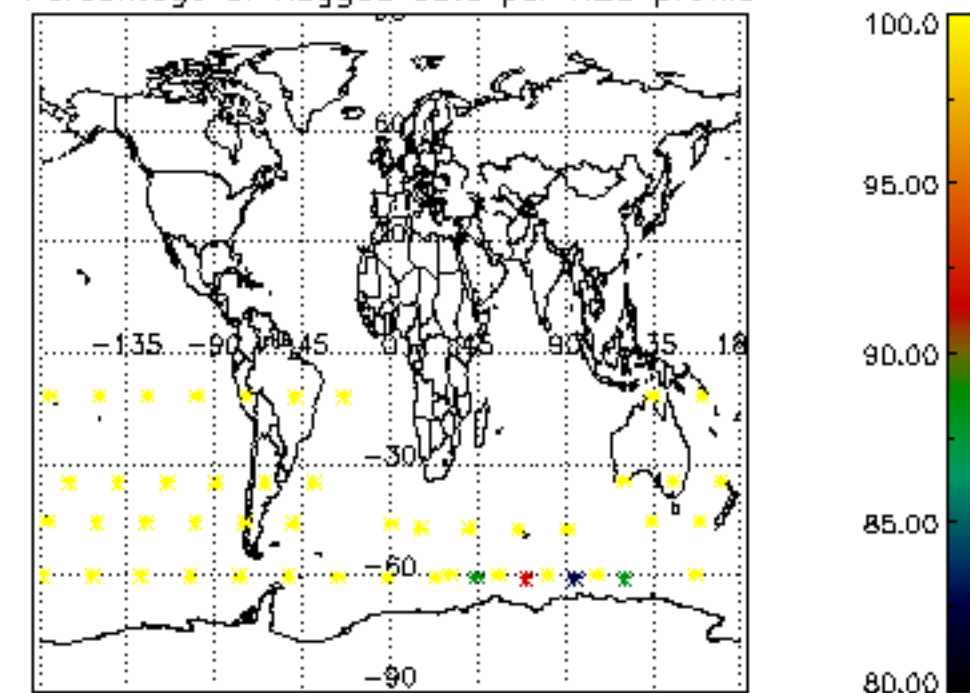




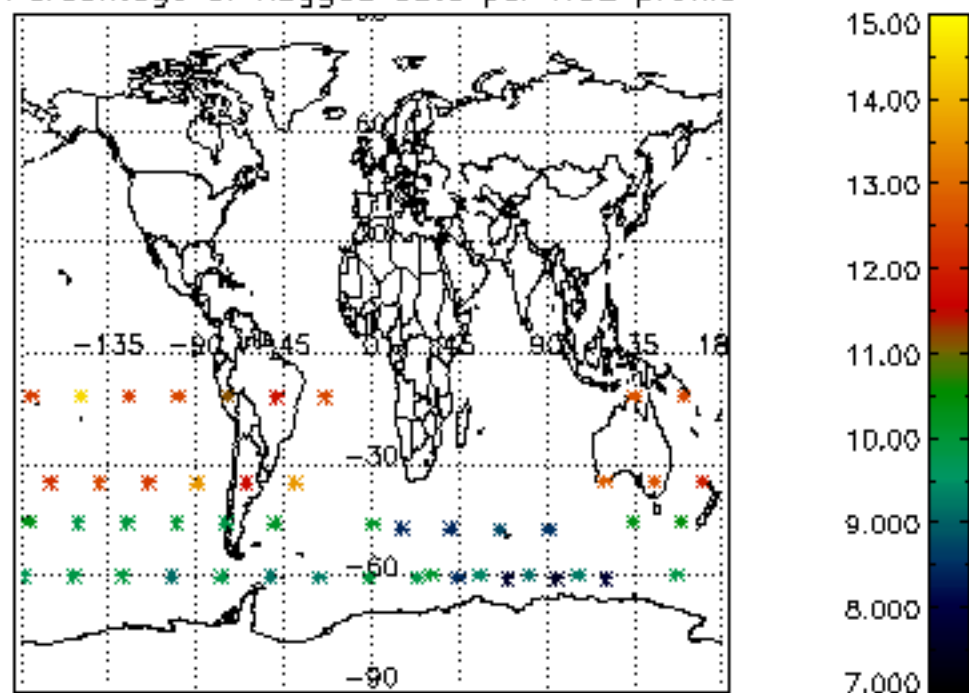
Percentage of flagged data per D3 profile



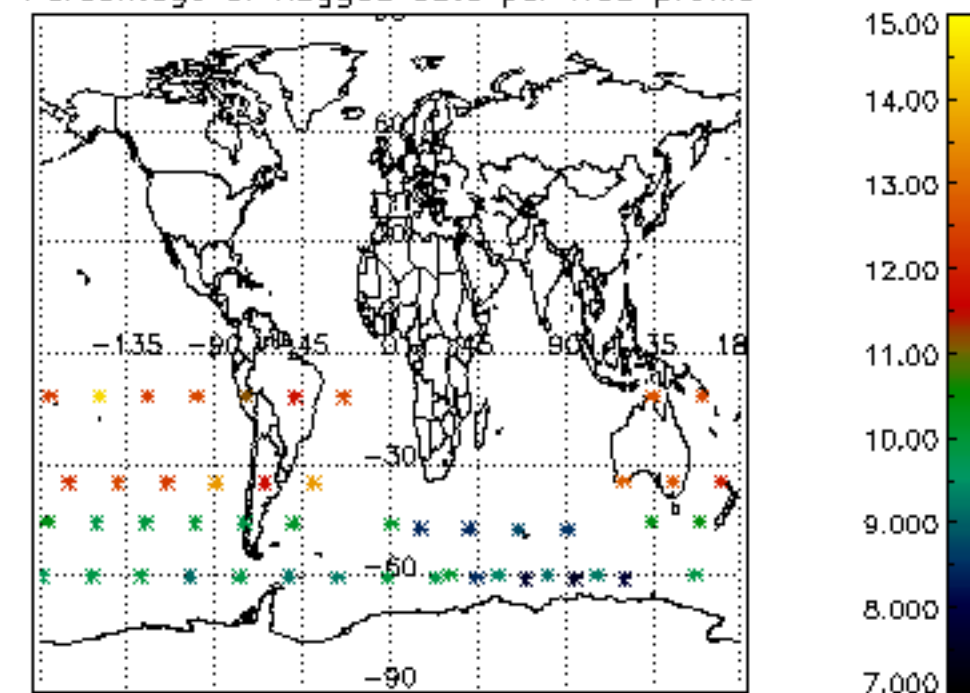
Percentage of flagged data per H2O profile

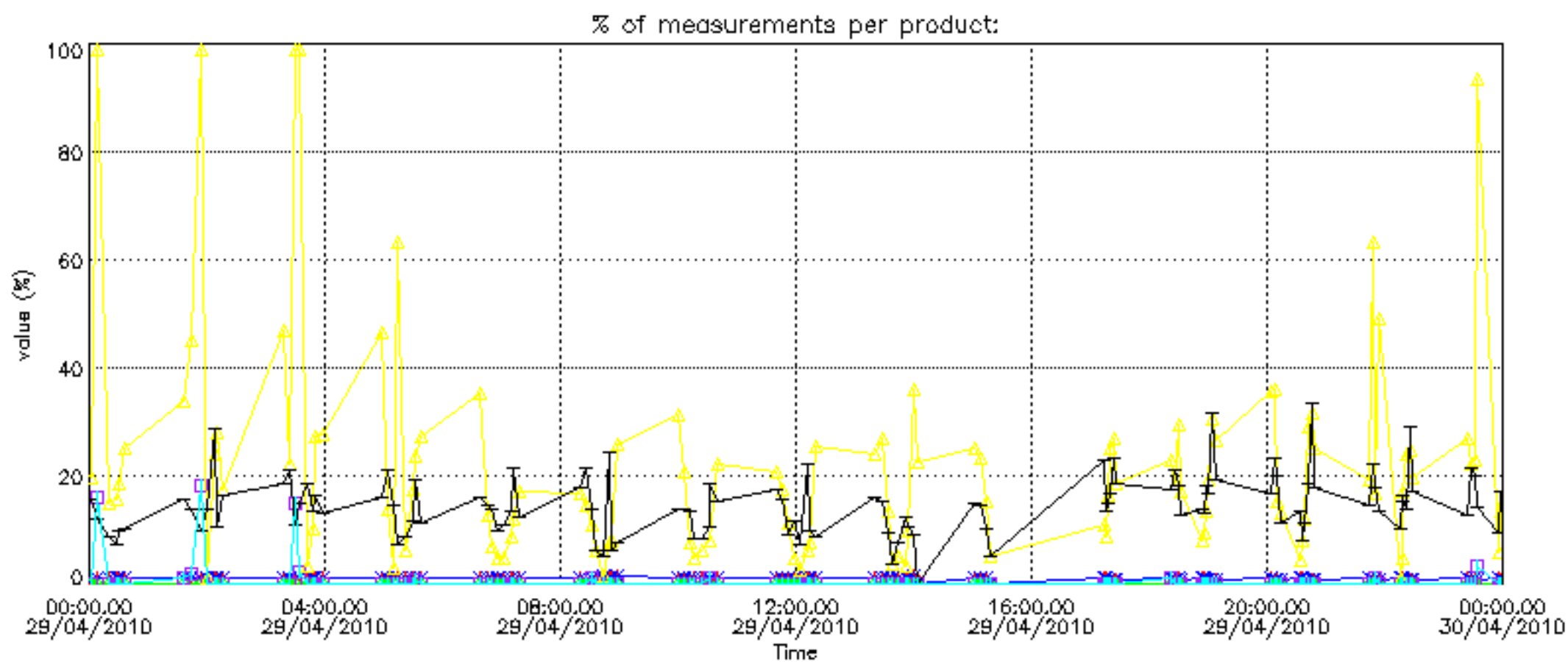


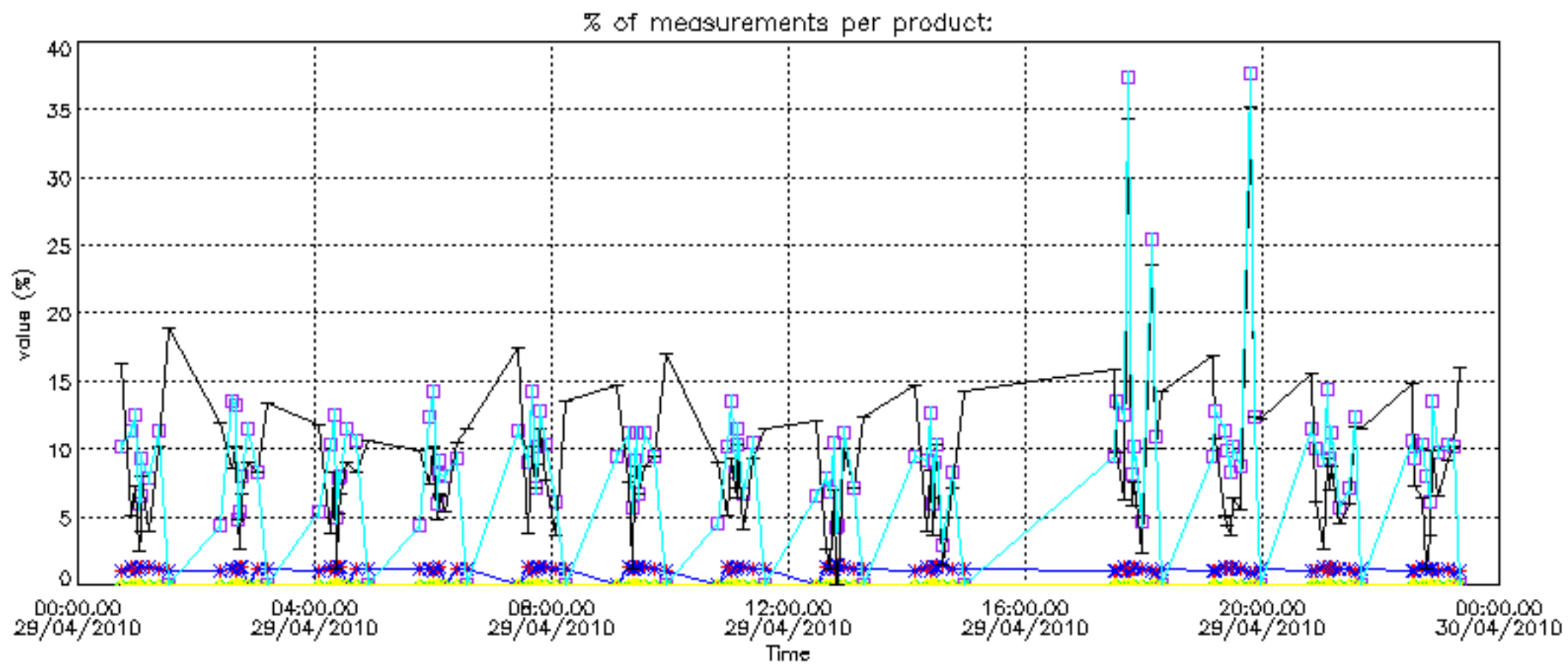
Percentage of flagged data per NO2 profile



Percentage of flagged data per NO3 profile

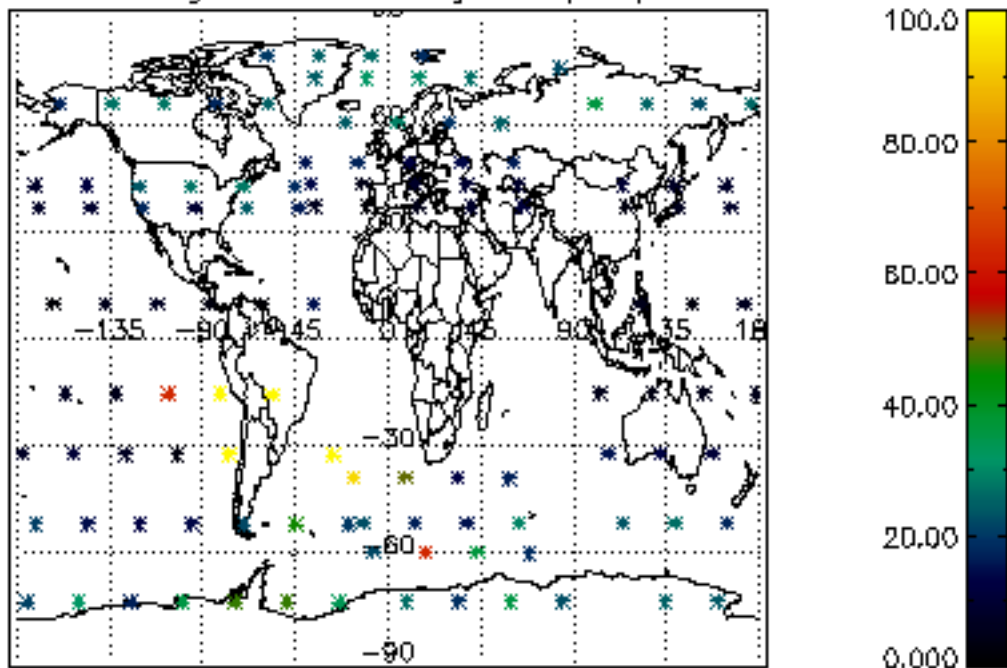




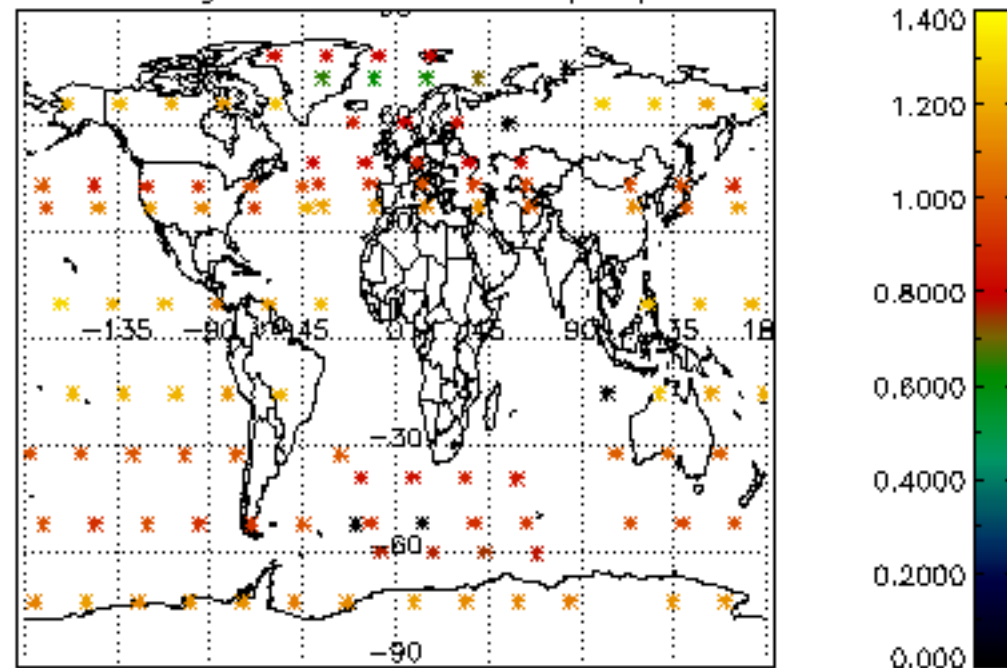




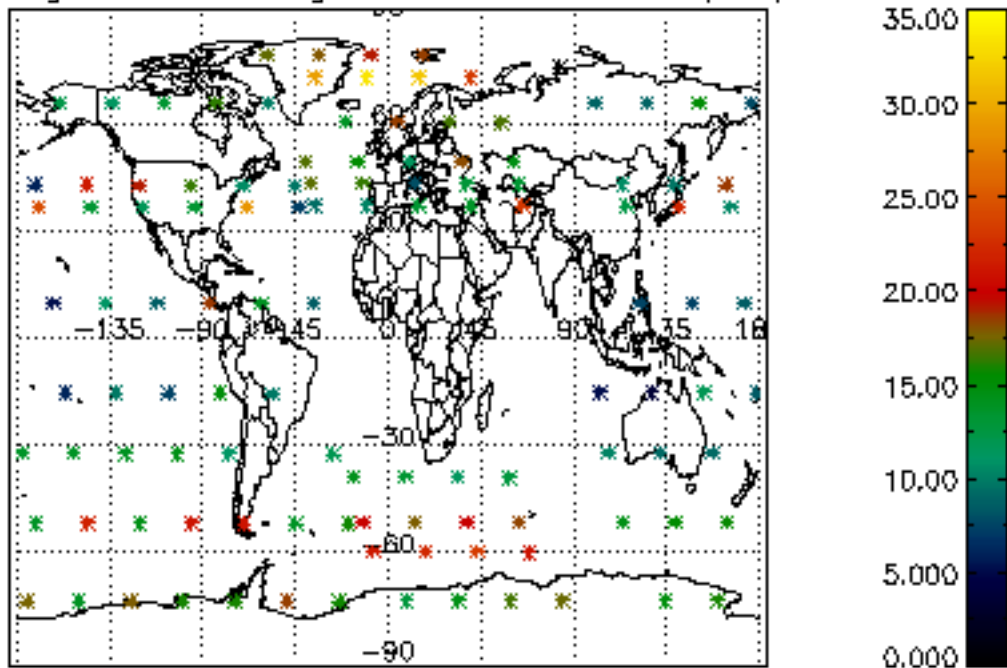
Percentage of cosmic ray hits per profile



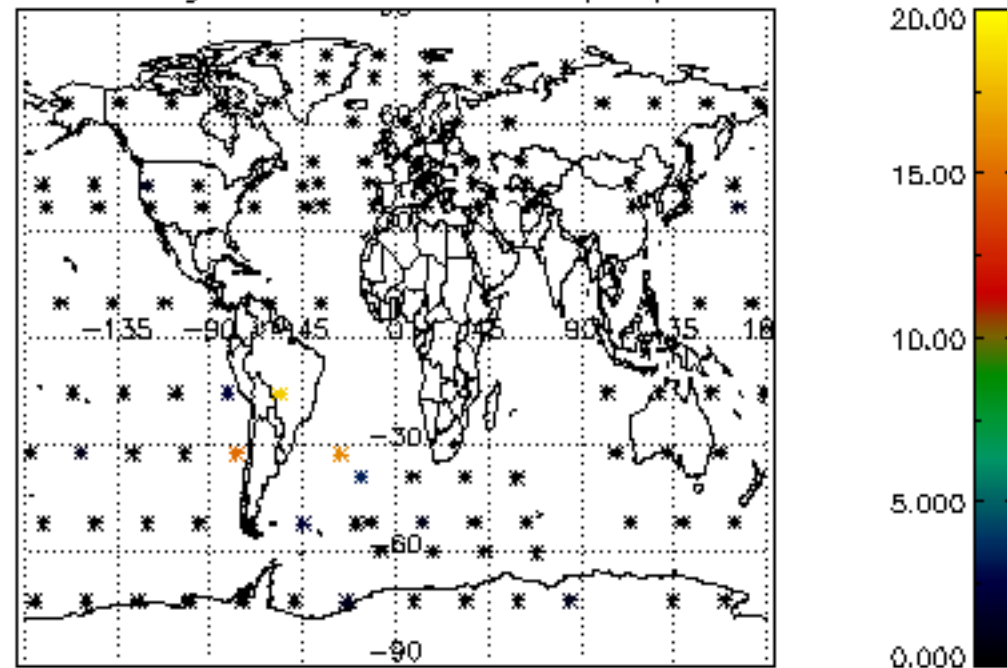
Percentage of datation errors per profile



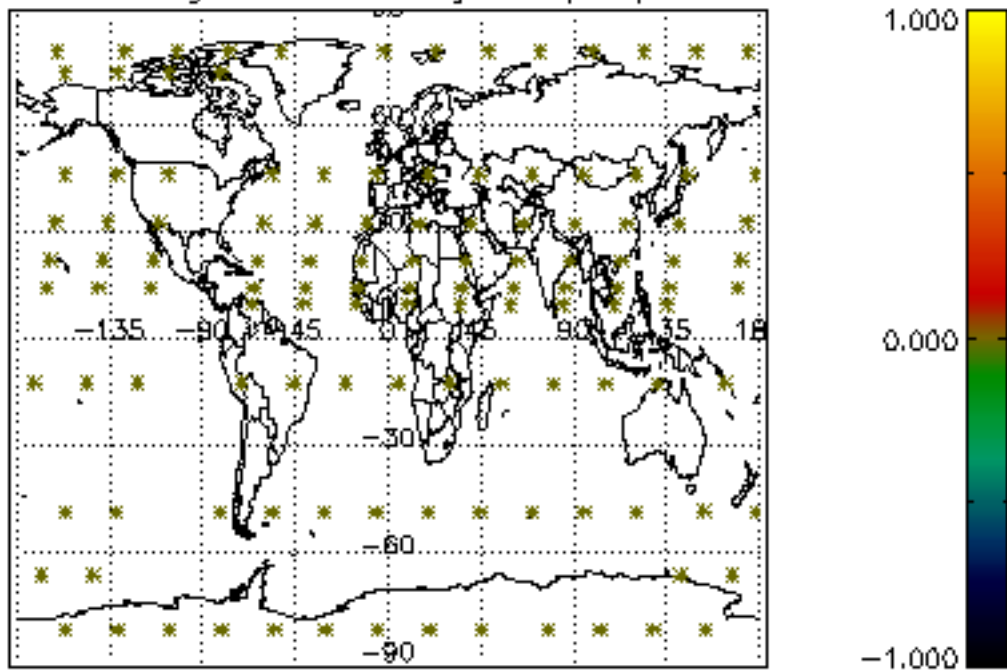
Percentage of star falling outside central band per profile



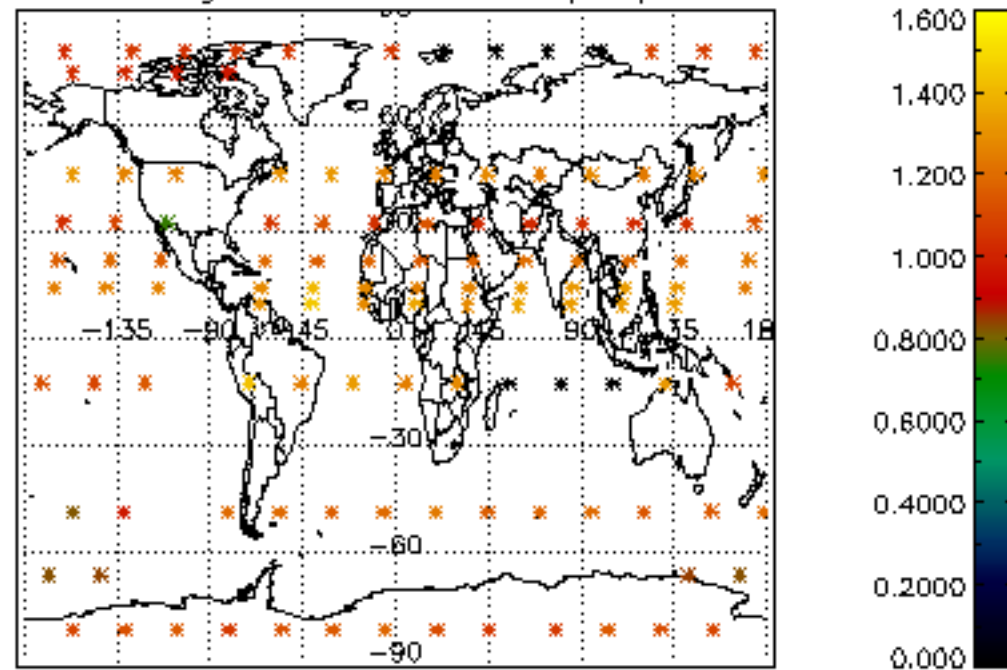
Percentage of saturation errors per profile



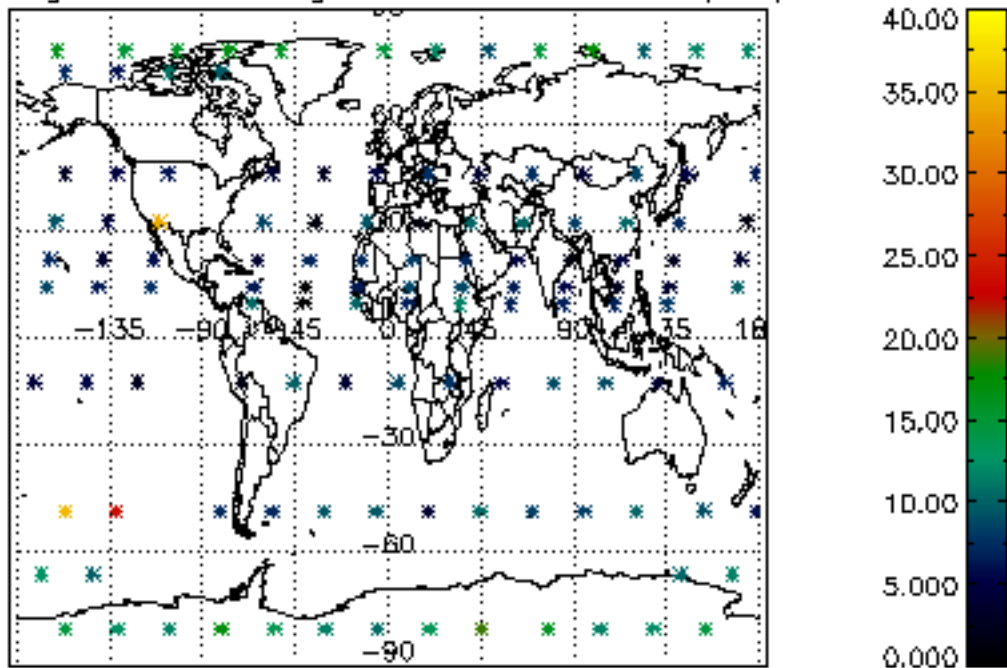
Percentage of cosmic ray hits per profile



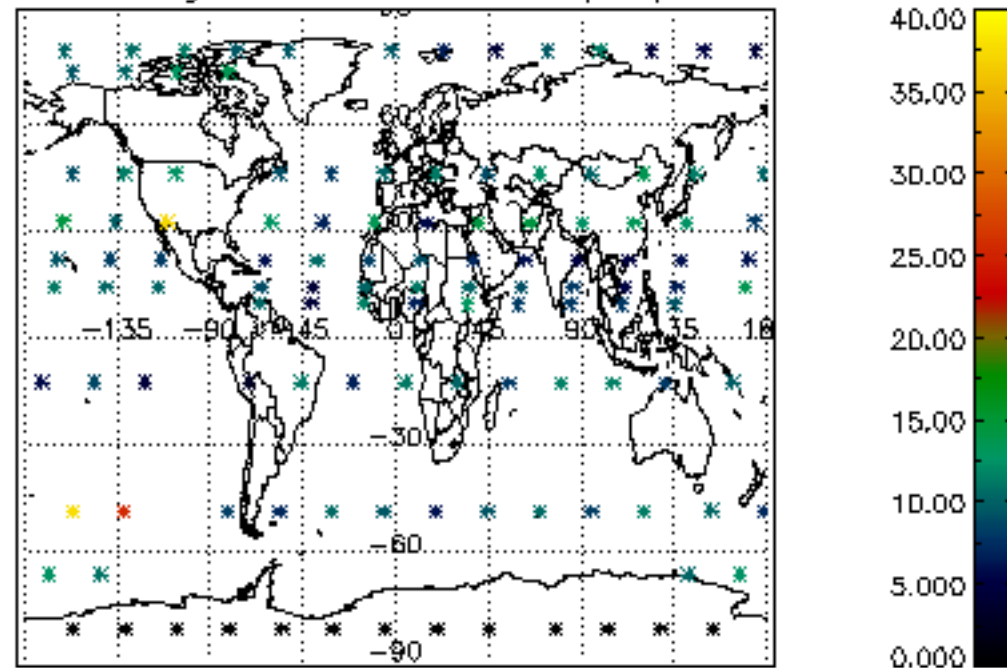
Percentage of datation errors per profile

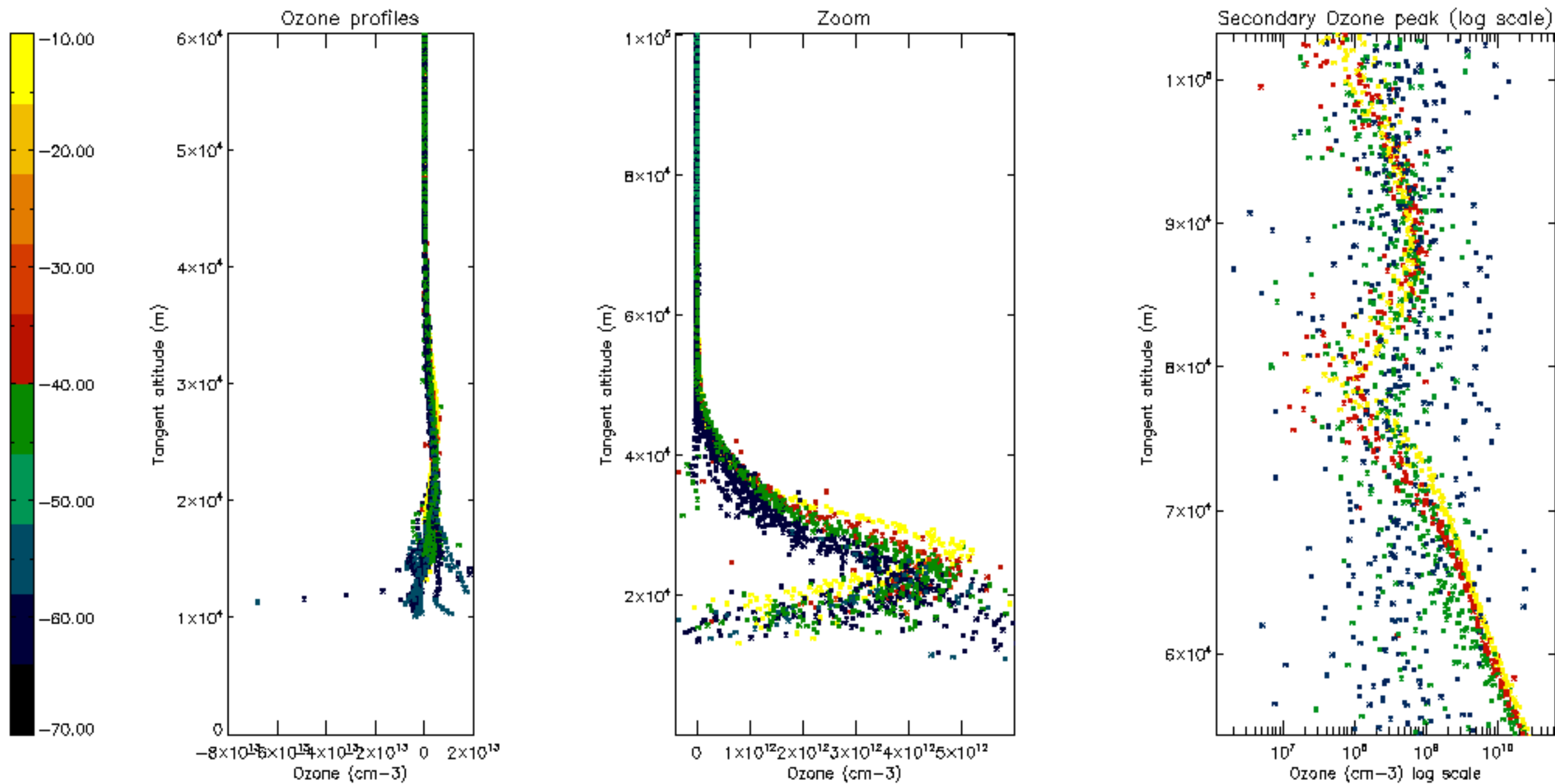


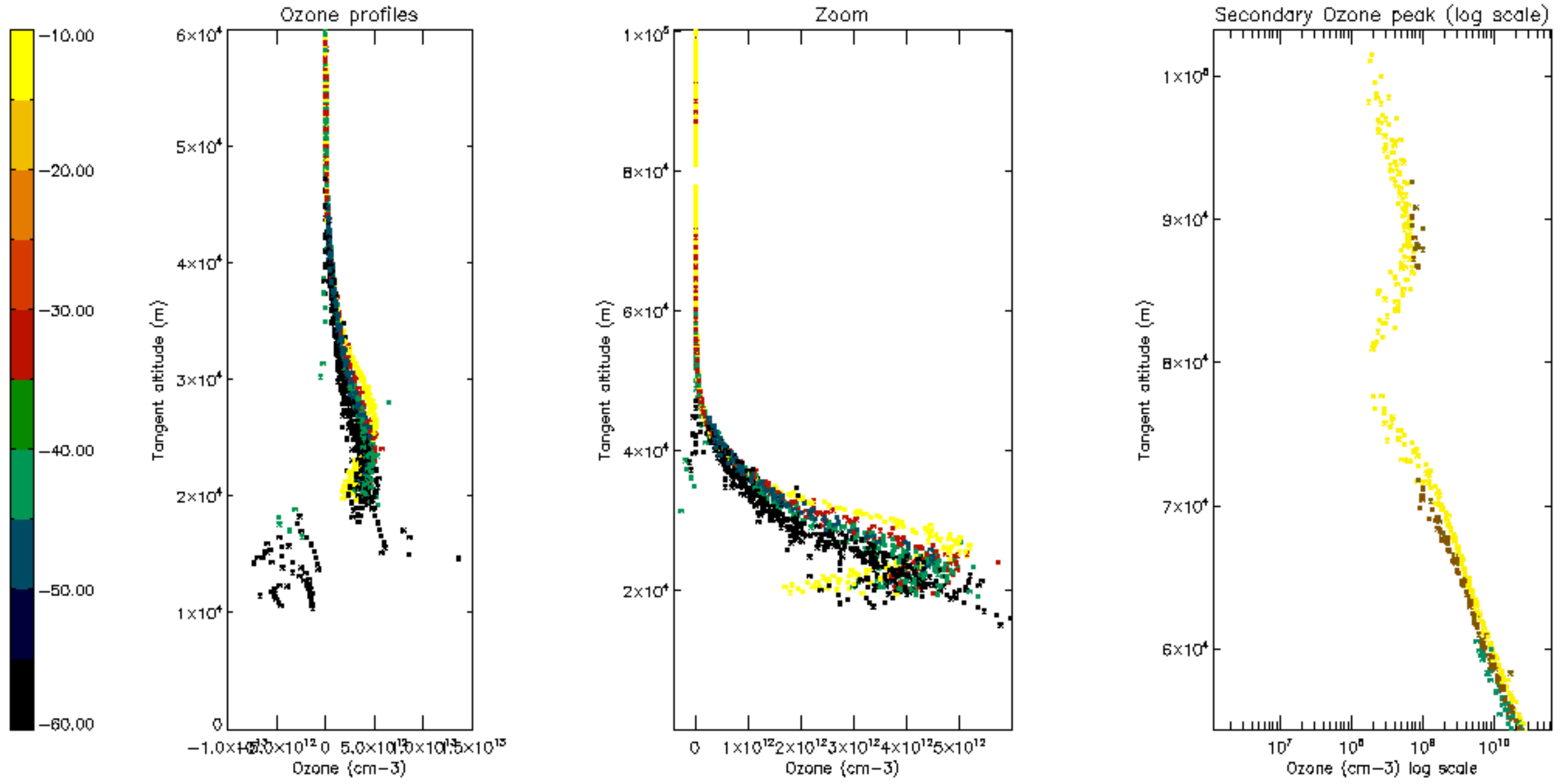
Percentage of star falling outside central band per profile



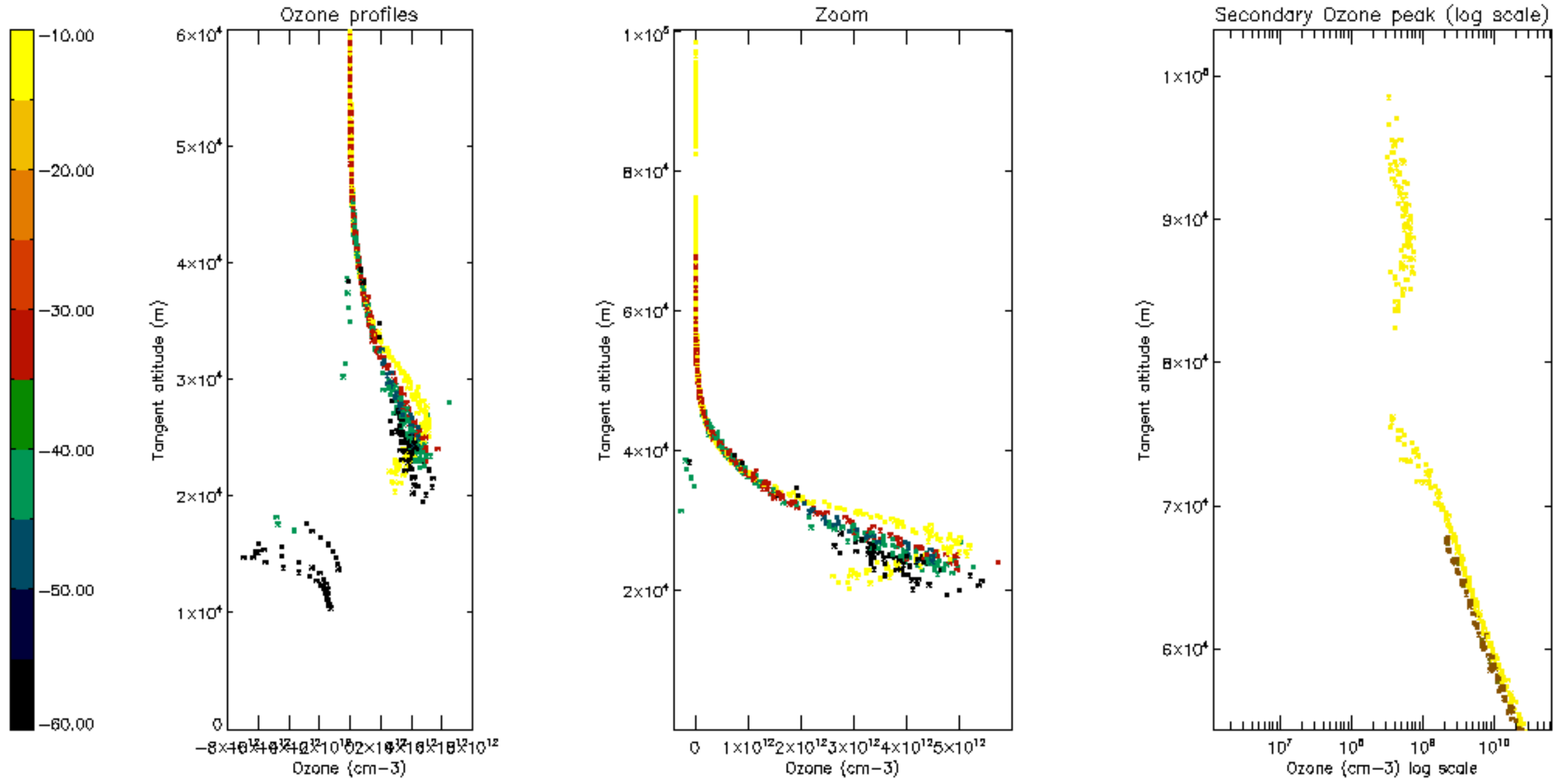
Percentage of saturation errors per profile

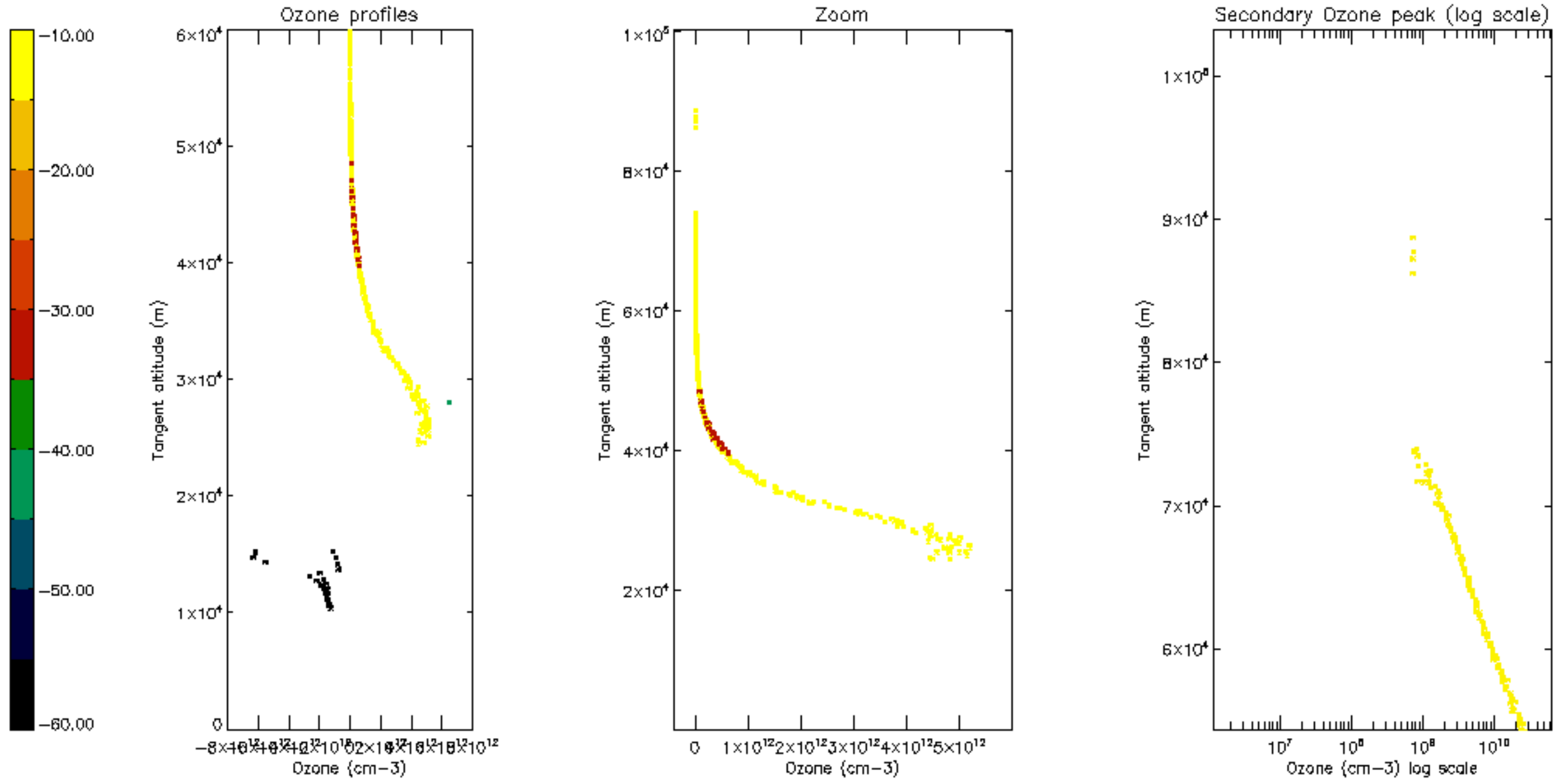


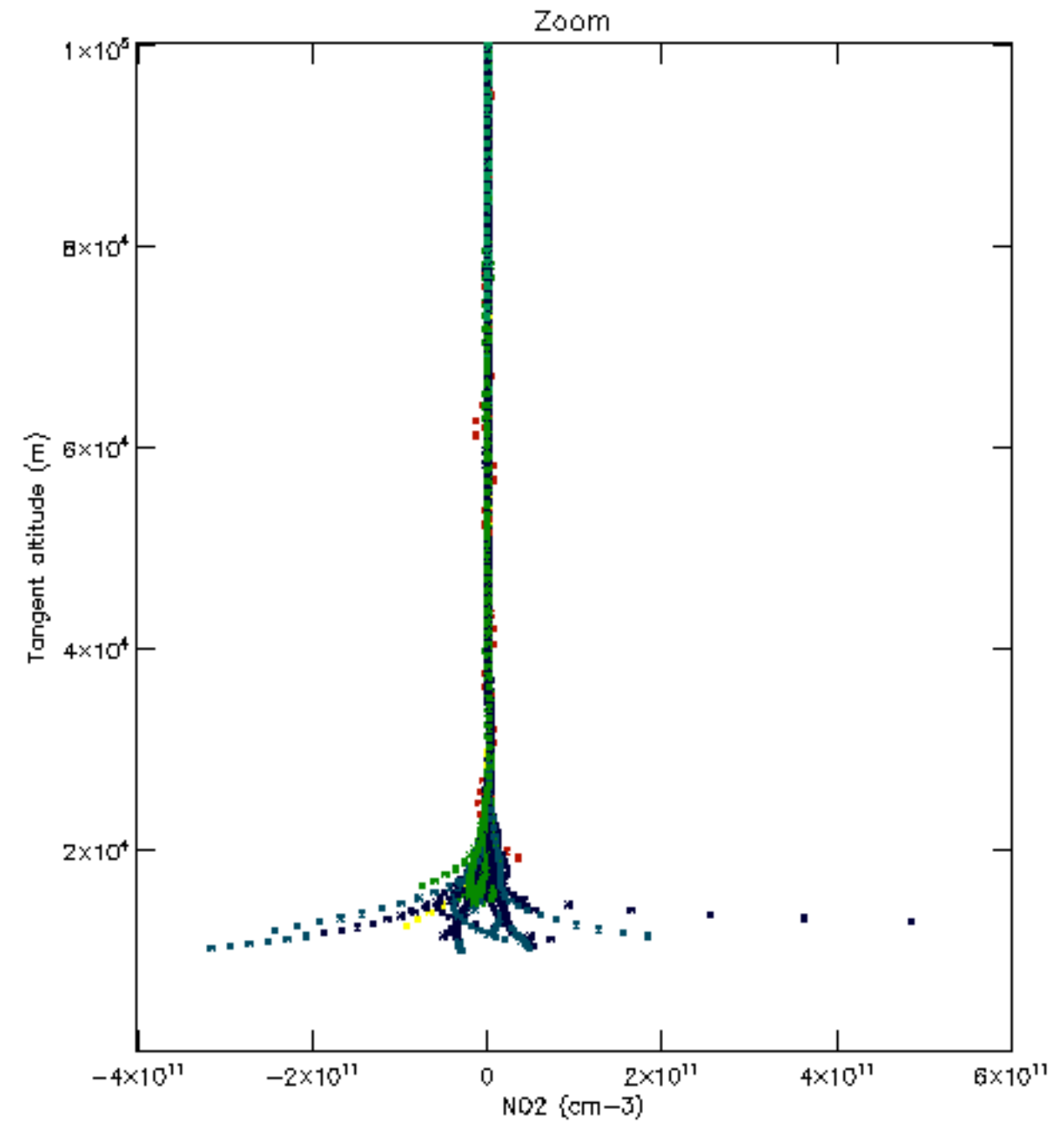
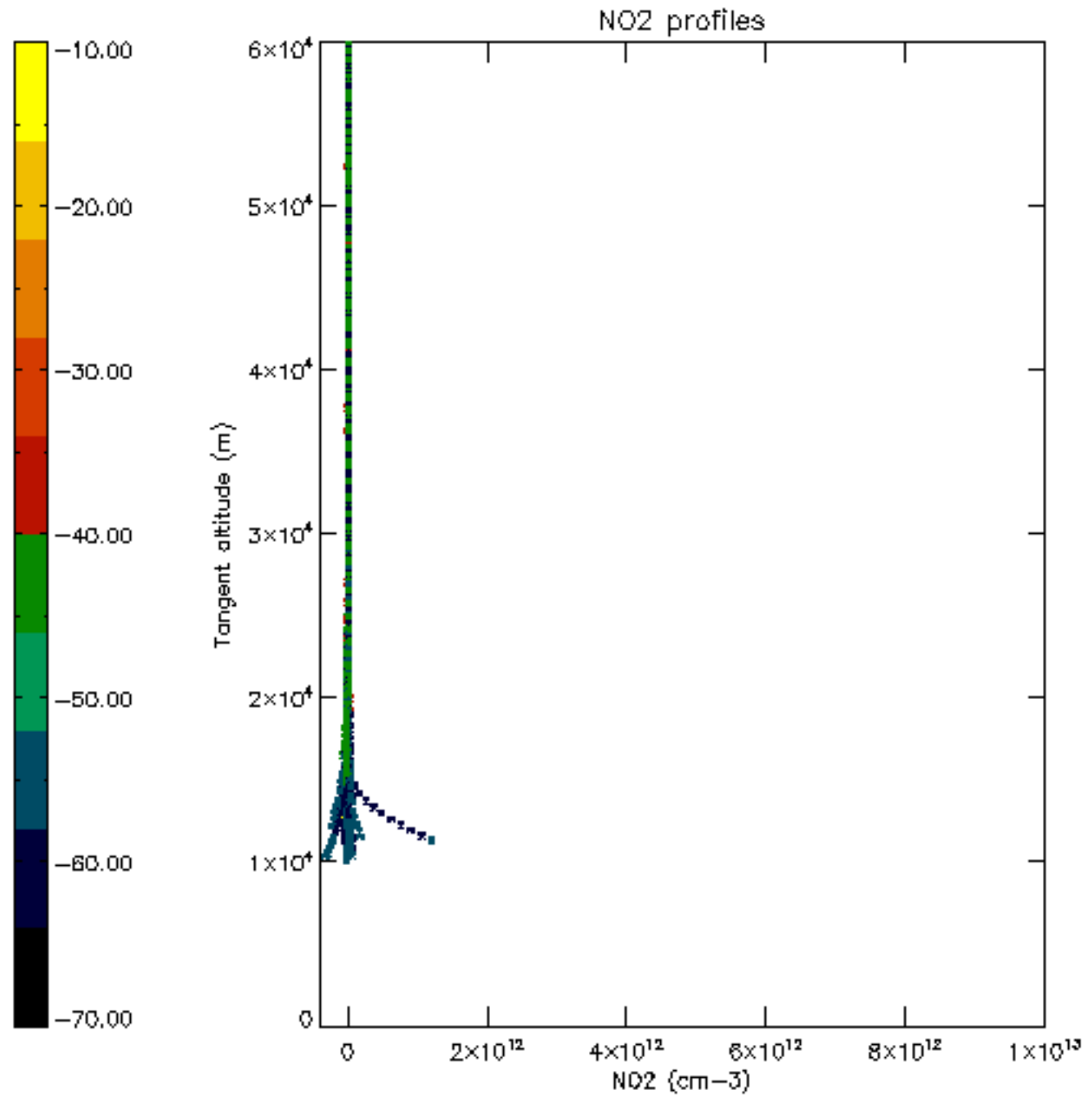


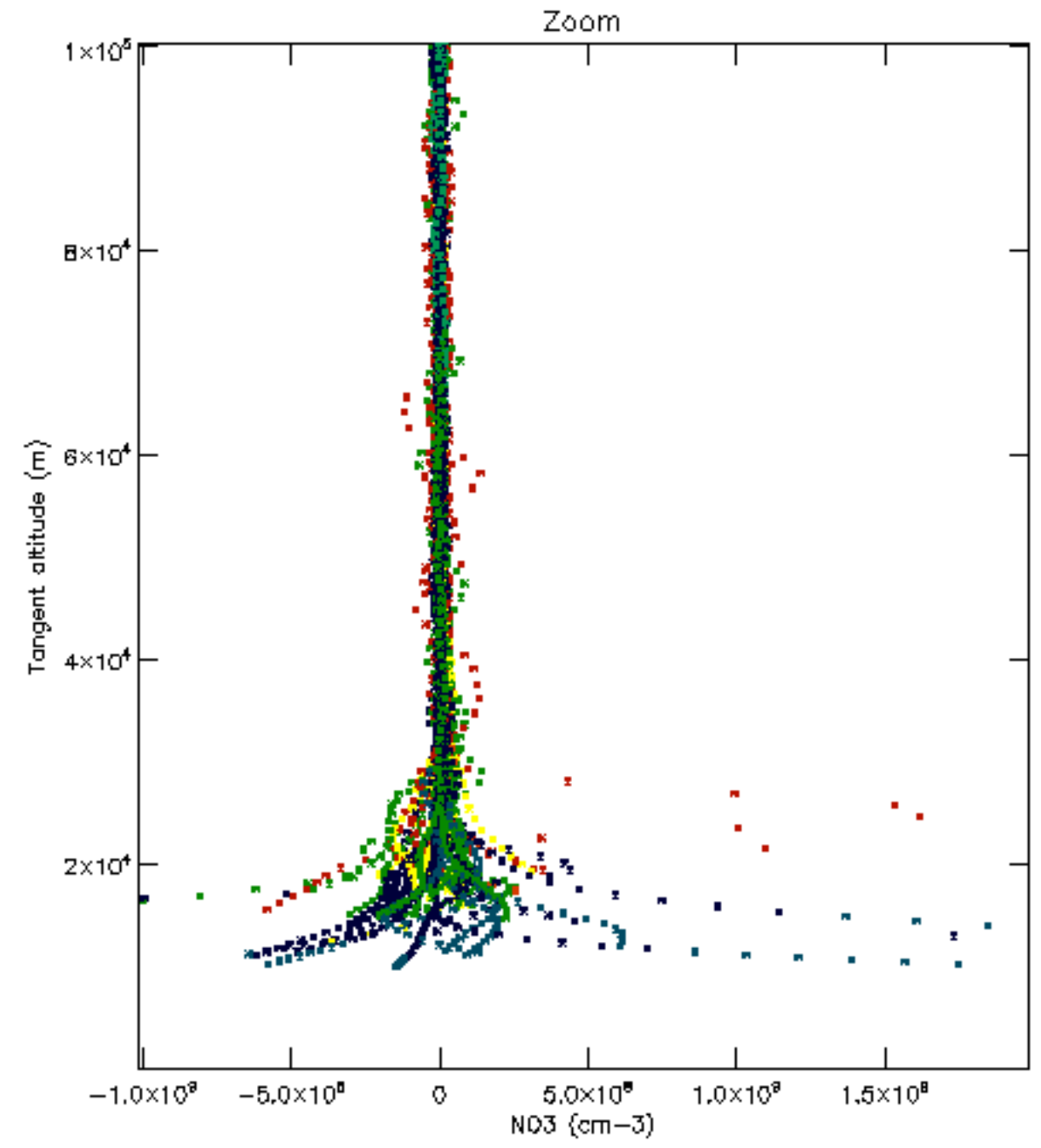
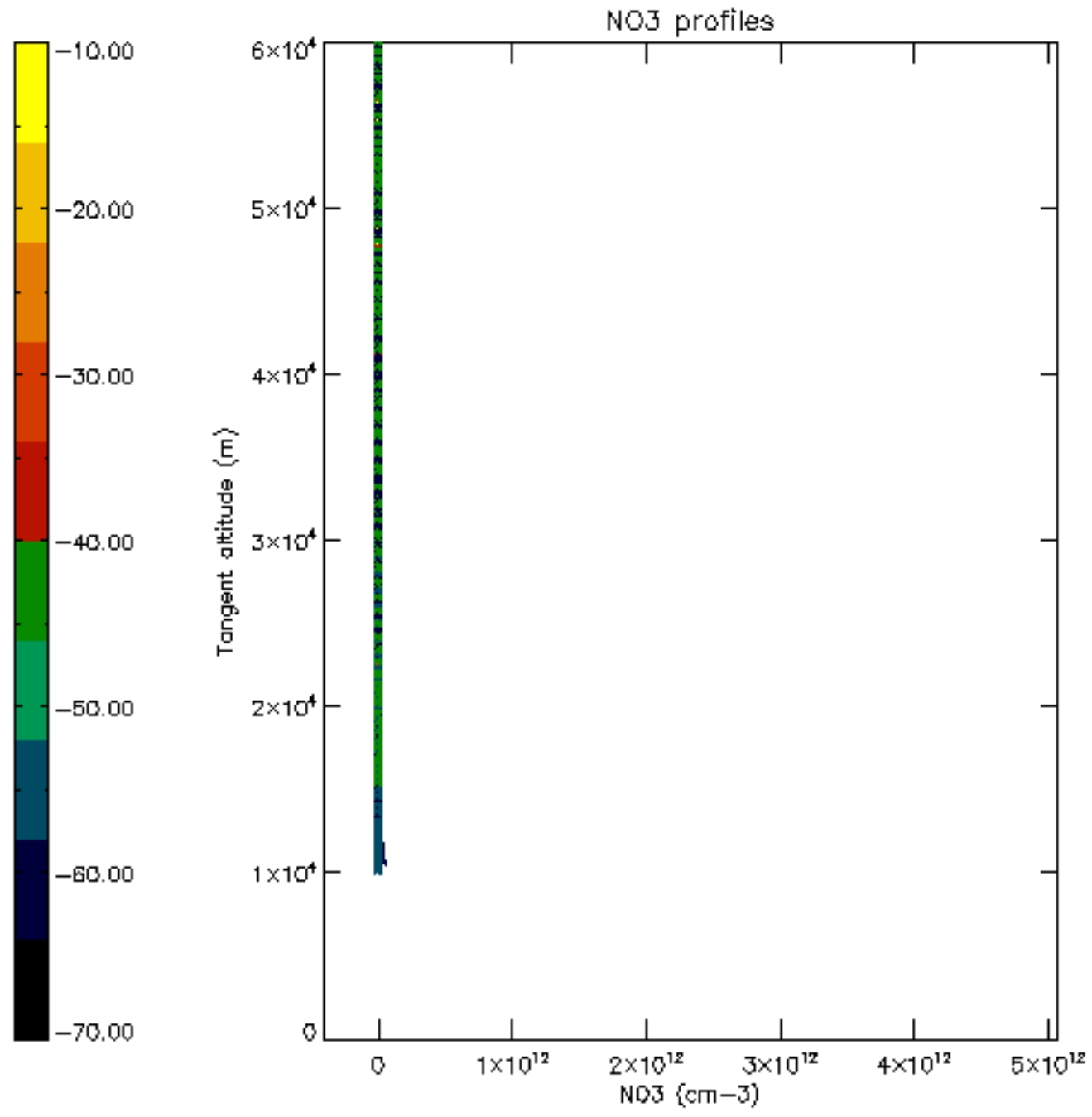




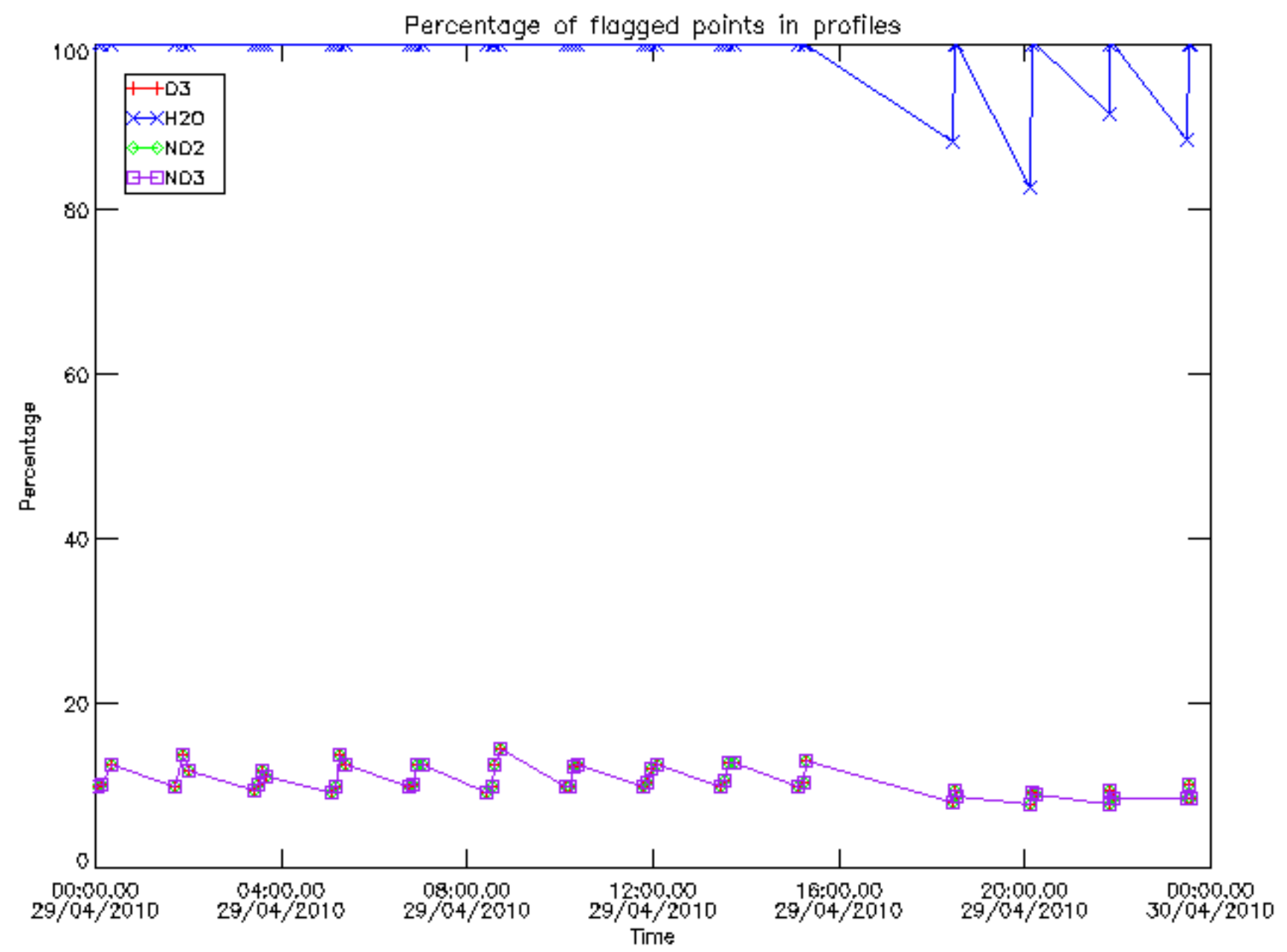




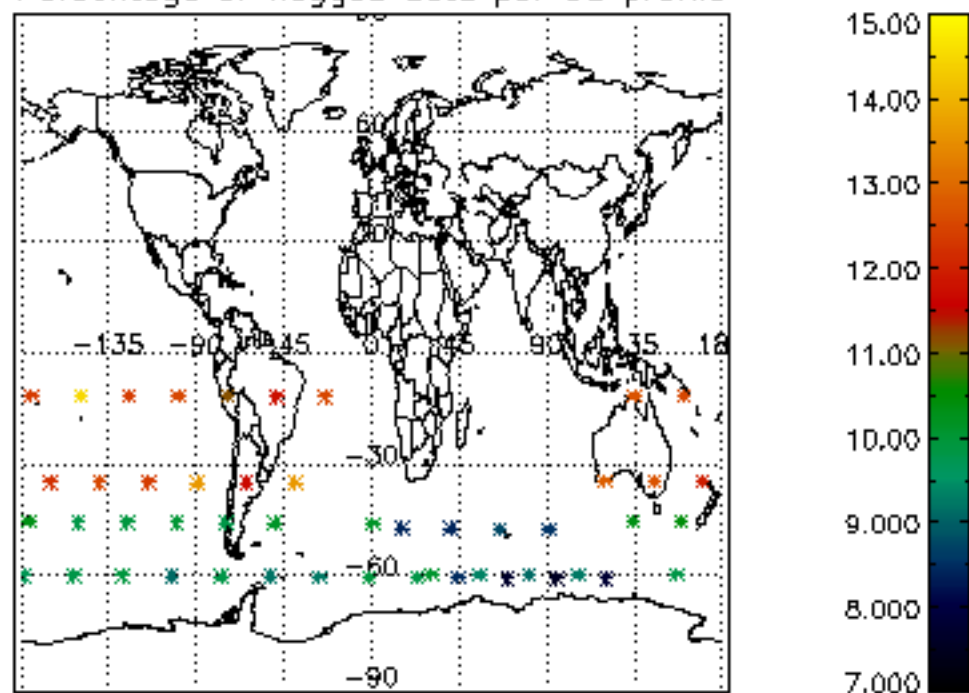




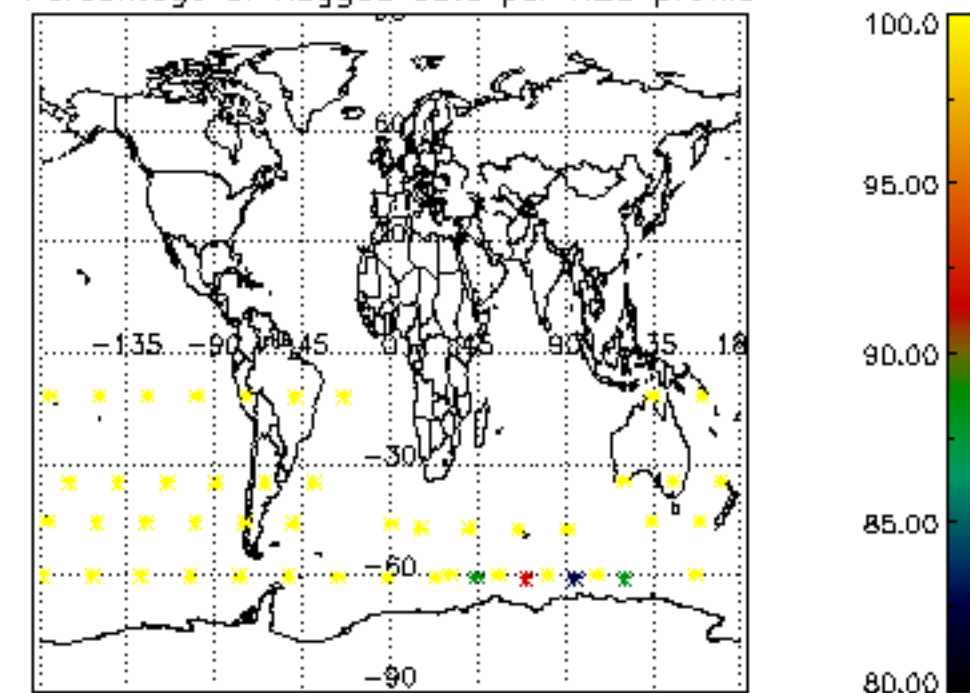




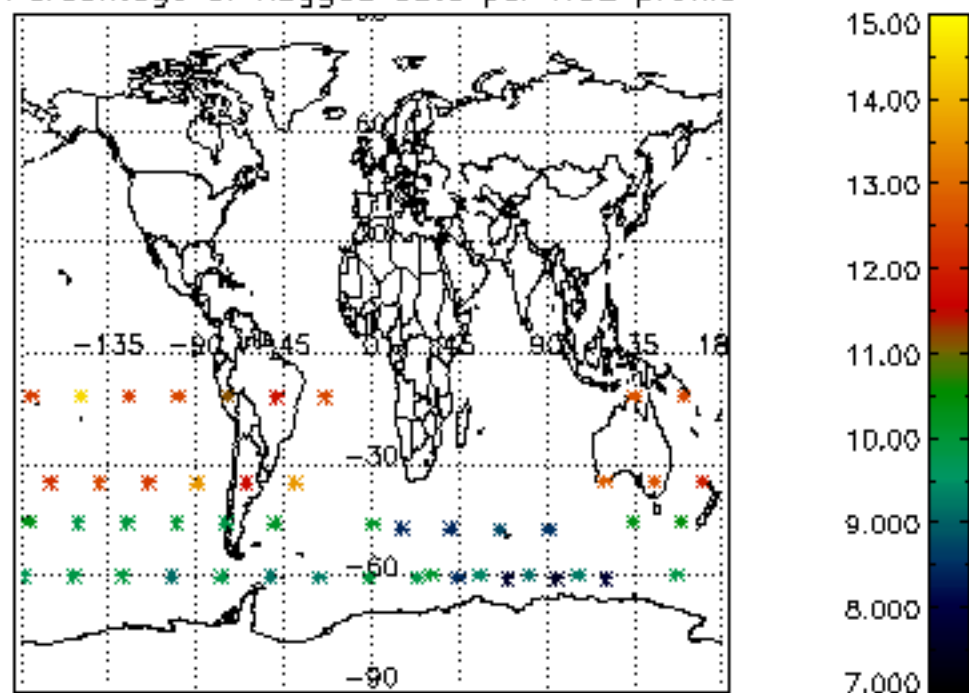
Percentage of flagged data per D3 profile



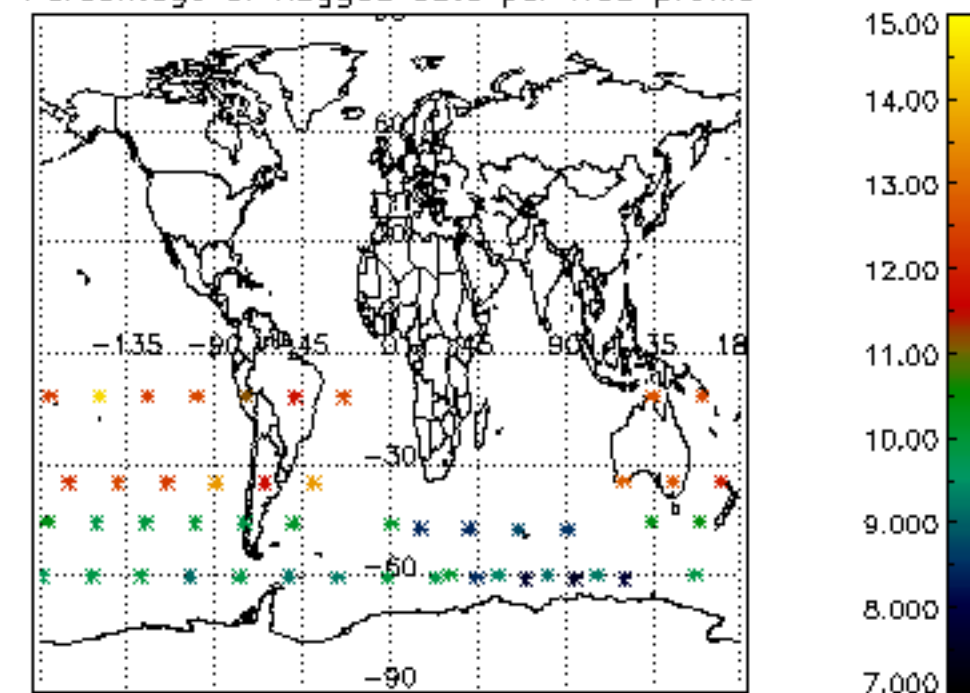
Percentage of flagged data per H2O profile

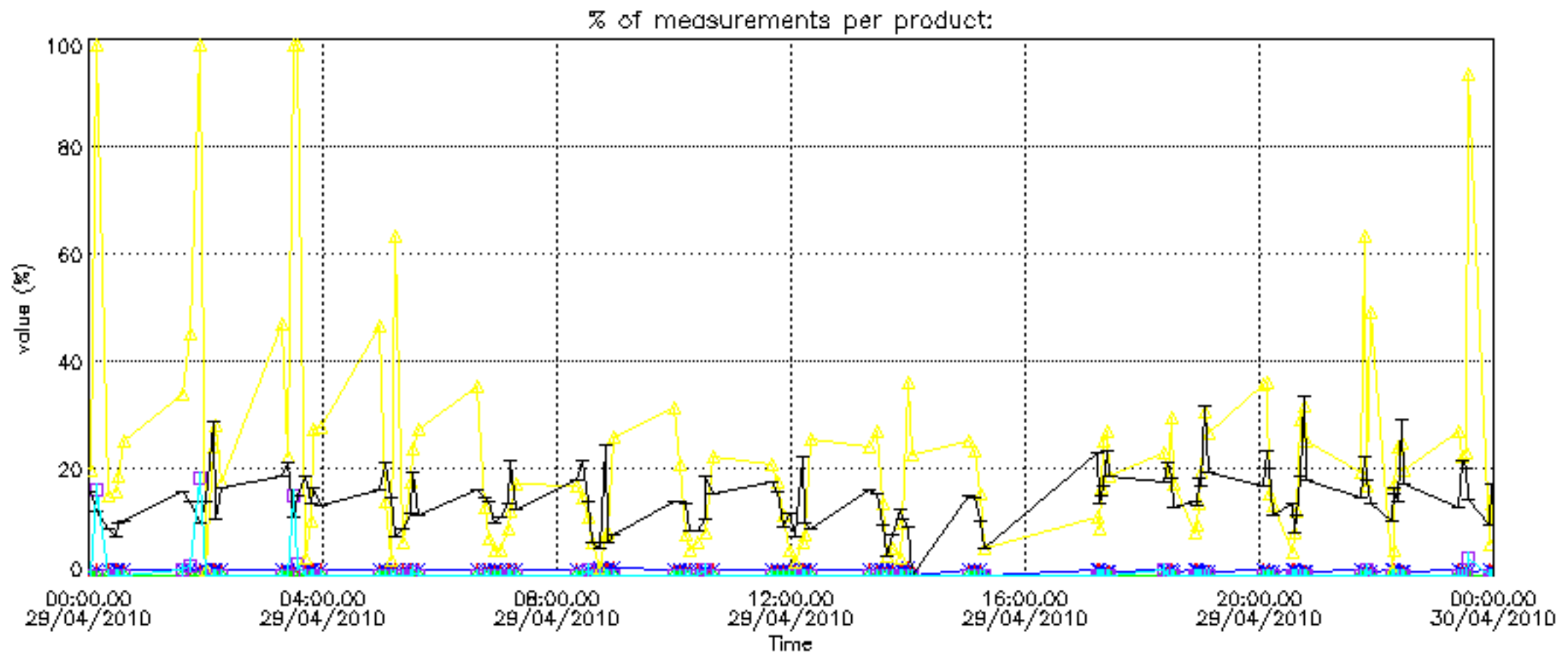


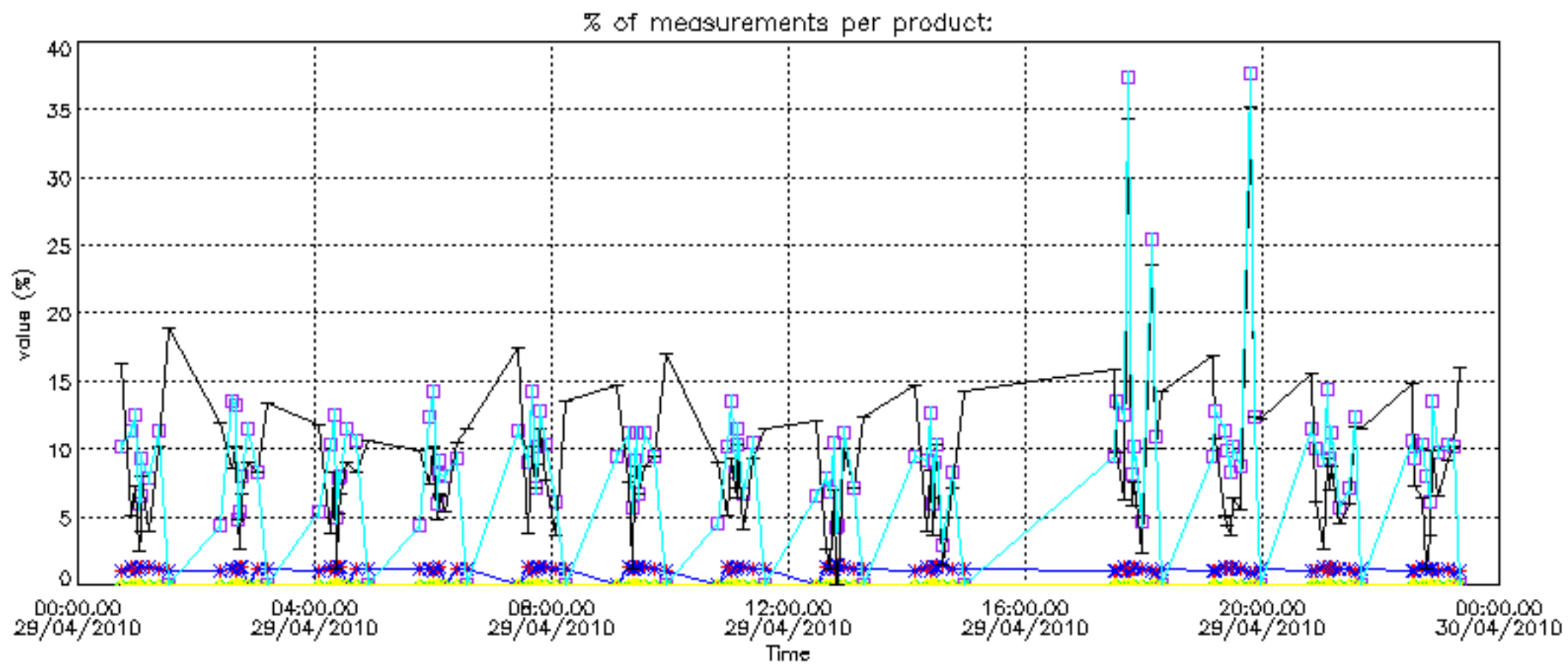
Percentage of flagged data per NO2 profile



Percentage of flagged data per NO3 profile

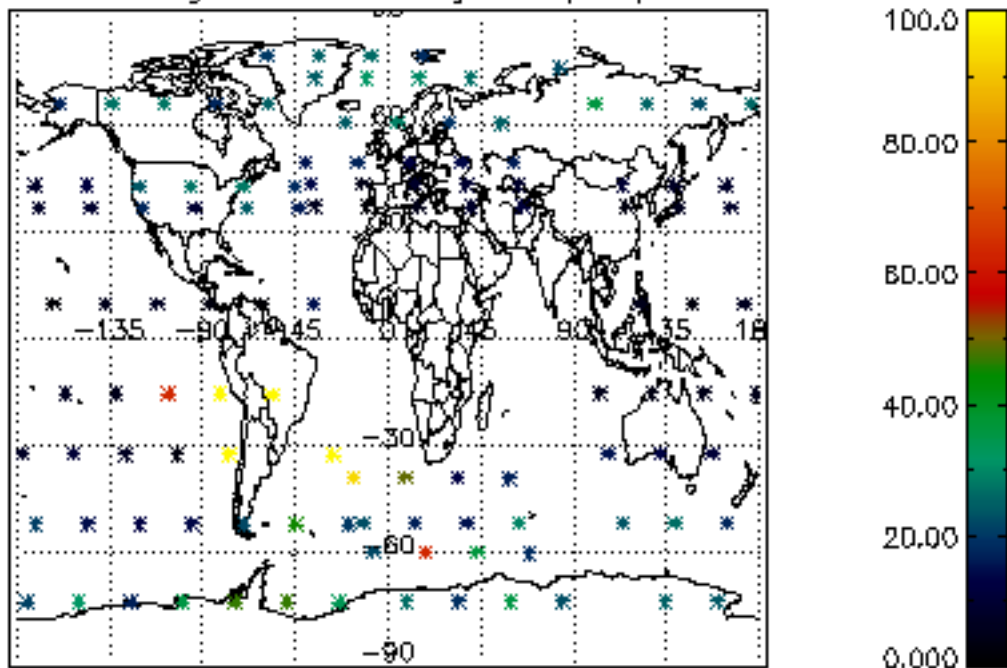




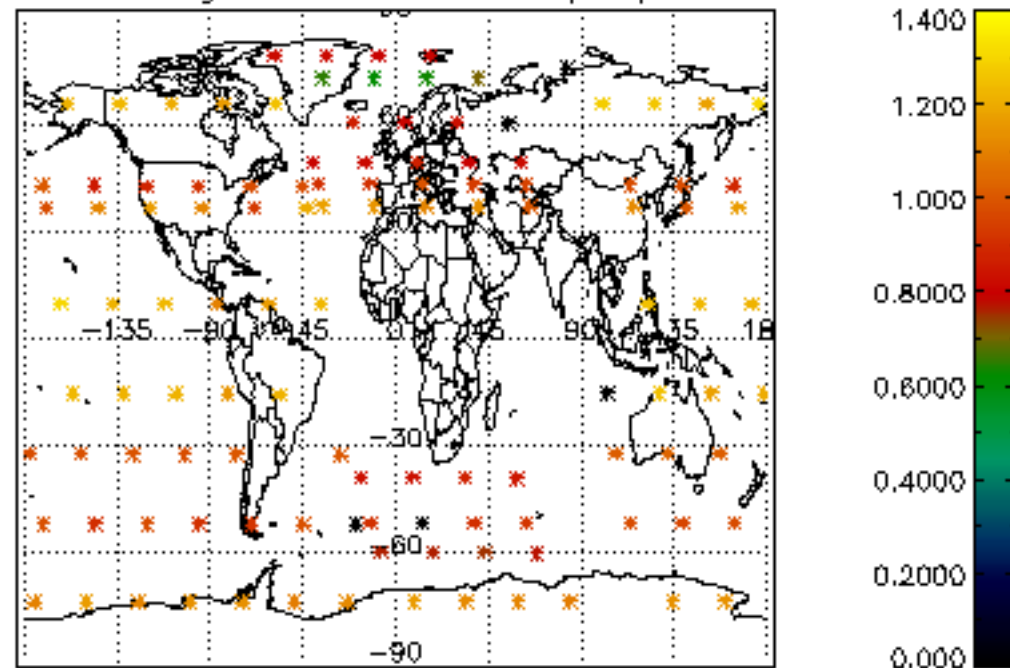




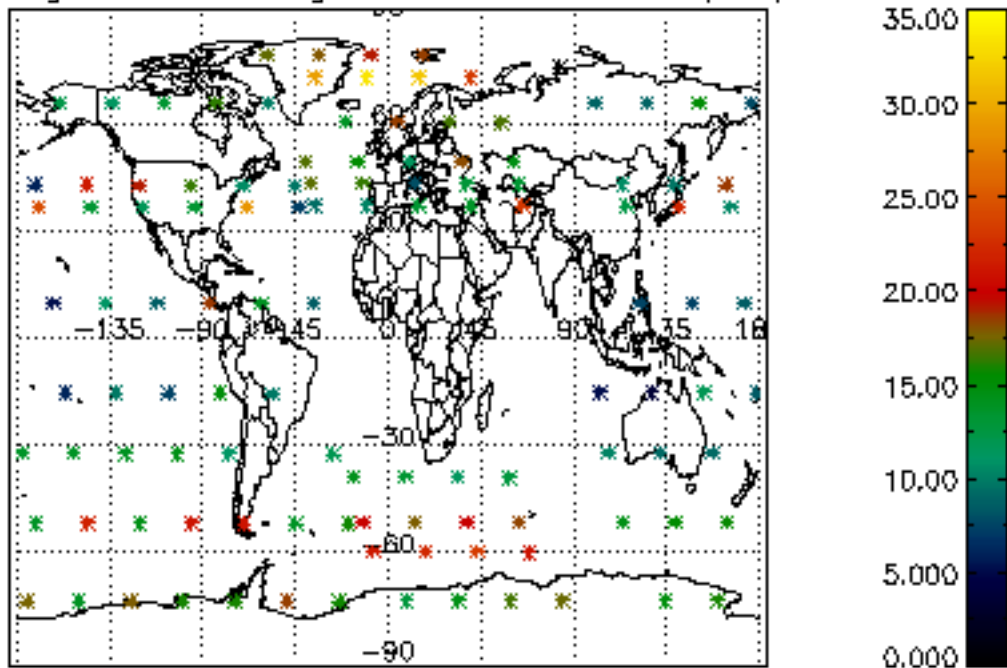
Percentage of cosmic ray hits per profile



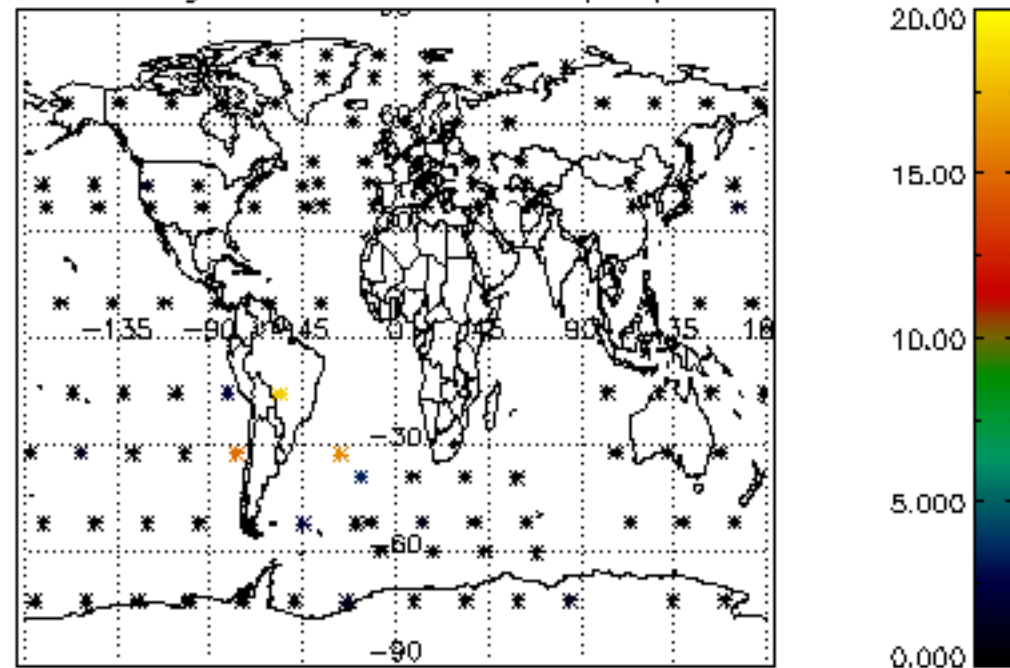
Percentage of datation errors per profile



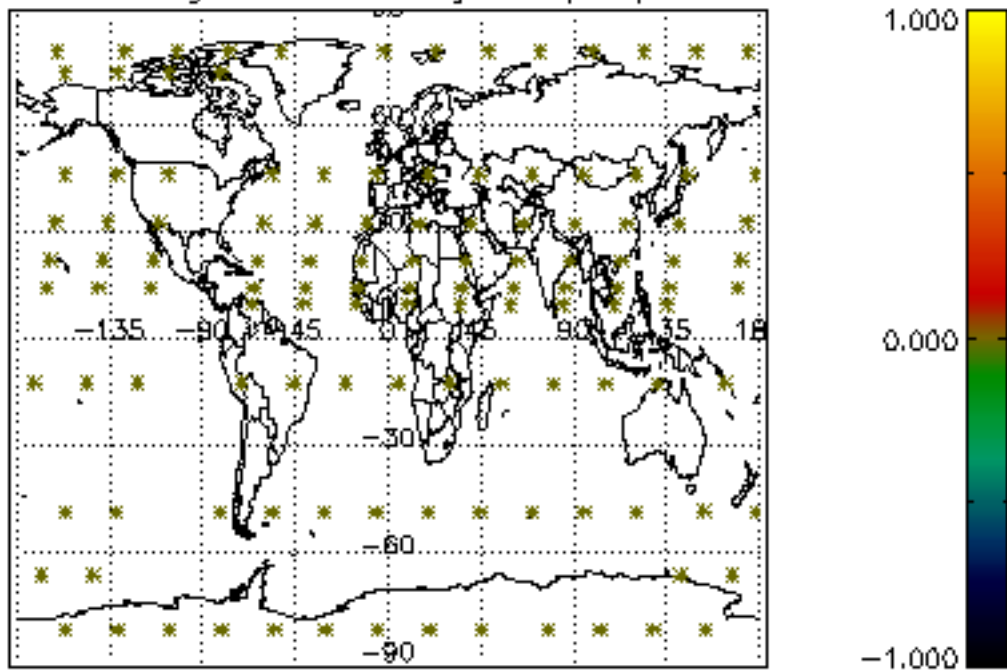
Percentage of star falling outside central band per profile



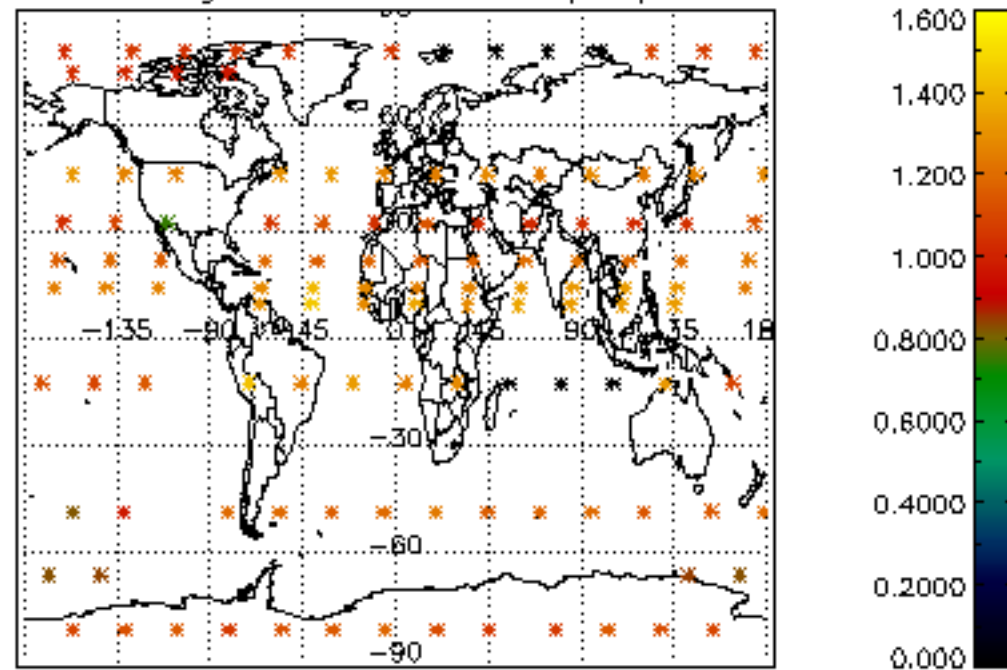
Percentage of saturation errors per profile



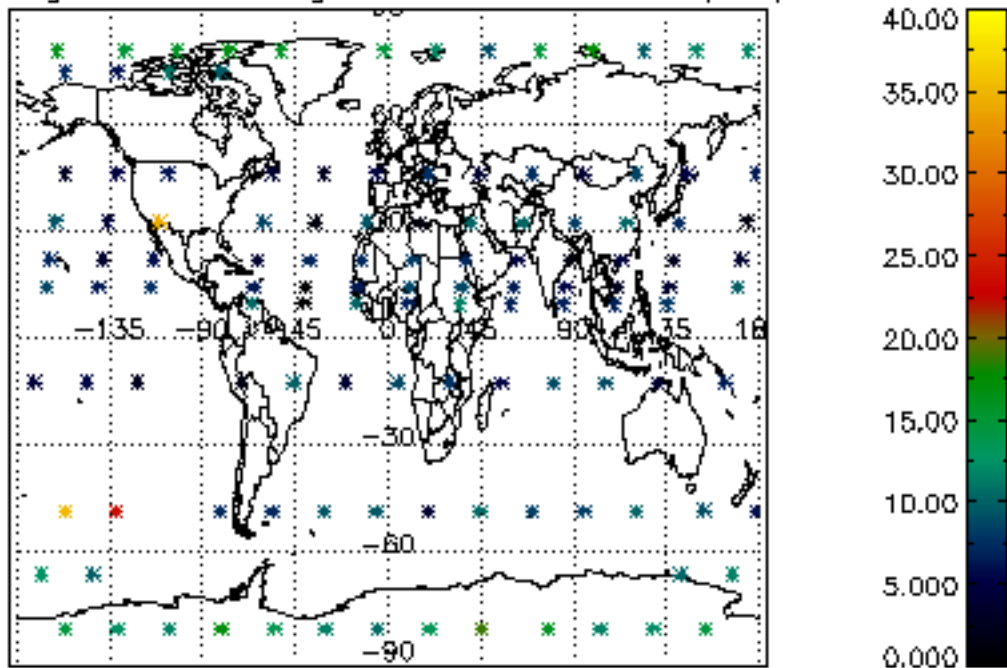
Percentage of cosmic ray hits per profile



Percentage of datation errors per profile



Percentage of star falling outside central band per profile



Percentage of saturation errors per profile

