

GOMOS Level 2 Daily Report

SUMMARY

[1. General Info](#)

[2. Summary of processed GOM_NL_2P products](#)

[3. Level 2 Quality information per product](#)

[3.1 Plot of level 2 quality information per product \(time dependant\)](#)

[3.2 Plot of level 2 quality information per product \(world map\)](#)

[4. Level 1 Quality information per product \(stored on level 2 products\)](#)

[4.1 Plot of level 1 quality information per product \(time dependant\)](#)

[4.1.1 Plot of level 1 quality information per product \(time dependant\): ASCENDING](#)

[4.1.2 Plot of level 1 quality information per product \(time dependant\): DESCENDING](#)

[4.2 Plot of level 1 quality information per product \(world map\)](#)

[4.2.1 Plot of level 1 quality information per product \(world map\): ASCENDING](#)

[4.2.2 Plot of level 1 quality information per product \(world map\): DESCENDING](#)

[5. Ozone profiles based on quality statistics and other trace gas profiles](#)

[5.1 Ozone statistics based on quality of products](#)

[5.2 Plot ozone profiles for all STD \(dark without errors\)](#)

[5.3 Plot ozone profiles where STD < 20% \(dark without errors\)](#)

[5.4. Plot ozone profiles where STD < 10% \(dark without errors\)](#)

[5.5. Plot ozone profiles where STD < 5% \(dark without errors\)](#)

[5.6 Plot NO2 profiles for all STD \(dark without errors\)](#)

[5.7 Plot NO3 profiles for all STD \(dark without errors\)](#)

[5.8 Plot H2O profiles \(only for occultations of stars 1,2,3,4,13,14,16,26,63 dark without errors\) for all STD](#)

[6. Auxiliary Data Files used for the production reported in section 2](#)

This report presents the daily analysis on parameters extracted from GOMOS level 2 data (GOM_NL__2P). It is intended to monitor some important parameters that will impact the quality of these products. A list of level 2 products (and content) that have arrived during the reporting day to the PCF is also given.

Item	Value
Time of report generation	29APR2013 10:08:36
Data source version	GOMOS/6.01
Start time of products	27-04-2010 (27APR2010 00:00:00)
Stop time of products	28-04-2010 (28APR2010 00:00:00)
Store outputs in DB	Yes
Nb of level 2 prods	219
Nb of prods with errors	0

2. Summary of processed GOM_NL__2P products.

Nr	Filename	UTC Start time	Limb	Duration	Star Id	Star Name	Star Mag	Star Temp	Nb Meas	Orbit	Prod. error
1	GOM_NL__2PRFIN20100427_000034_000000462089_00002_42641_6462.N1	27-APR-2010 00:00:34	Straylight	45.500	54	5The Cen	2.0550	4500.0	91	42641	No
2	GOM_NL__2PRFIN20100427_000618_000000512089_00002_42641_6463.N1	27-APR-2010 00:06:18	Bright	51.000	122	9Alp2Lib	2.7470	9700.0	102	42641	No
3	GOM_NL__2PRFIN20100427_000820_000000412089_00002_42641_6464.N1	27-APR-2010 00:08:20	Bright	40.500	15	67Alp Vir	0.97600	28000.	81	42641	No
4	GOM_NL__2PRFIN20100427_001447_000000362089_00002_42641_6465.N1	27-APR-2010 00:14:47	Bright	36.000	138	47Eps Vir	2.8280	4700.0	72	42641	No
5	GOM_NL__2PRFIN20100427_001720_000000412089_00002_42641_6466.N1	27-APR-2010 00:17:20	Bright	41.000	111	8Eta Boo	2.6800	6000.0	82	42641	No
6	GOM_NL__2PRFIN20100427_002125_000000252089_00002_42641_6467.N1	27-APR-2010 00:21:25	Twilight	25.000	83		2.3780	11000.	50	42641	No
7	GOM_NL__2PRFIN20100427_002237_000000362089_00002_42641_6468.N1	27-APR-2010 00:22:37	Bright	36.000	152	12Alp2CVn	2.8900	11000.	72	42641	No
8	GOM_NL__2PRFIN20100427_002421_000000422089_00002_42641_6469.N1	27-APR-2010 00:24:21	Bright	41.500	180	27Gam Boo	3.0400	8000.0	83	42641	No
9	GOM_NL__2PRFIN20100427_002621_000000372089_00002_42641_6470.N1	27-APR-2010 00:26:21	Bright	37.000	39	85Eta UMa	1.8540	24000.	74	42641	No
10	GOM_NL__2PRFIN20100427_003346_000000412089_00002_42641_6471.N1	27-APR-2010 00:33:46	Bright	40.500	60	7Bet UMi	2.0810	3950.0	81	42641	No
11	GOM_NL__2PRFIN20100427_004359_000000422089_00002_42641_6472.N1	27-APR-2010 00:43:59	Bright	41.500	89	5Alp Cep	2.4510	8000.0	83	42641	No
12	GOM_NL__2PRFIN20100427_005453_000000412089_00002_42641_6473.N1	27-APR-2010 00:54:53	Bright	41.000	164	44Eta Peg	2.9480	5400.0	82	42641	No
13	GOM_NL__2PRFIN20100427_005911_000000412089_00002_42641_6474.N1	27-APR-2010 00:59:11	Twilight	41.000	90	54Alp Peg	2.4870	11000.	82	42641	No
14	GOM_NL__2PRFIN20100427_010302_000000582089_00002_42641_6475.N1	27-APR-2010 01:03:02	Dark	58.000	61	8Eps Peg	2.1000	3900.0	116	42641	No
15	GOM_NL__2PRFIN20100427_010529_000000502089_00002_42641_6476.N1	27-APR-2010 01:05:29	Dark	49.500	162	34Alp Aqr	2.9440	5350.0	99	42641	No
16	GOM_NL__2PRFIN20100427_010850_000000522089_00002_42641_6477.N1	27-APR-2010 01:08:50	Dark	51.500	154	22Bet Aqr	2.8990	5700.0	103	42641	No
17	GOM_NL__2PRFIN20100427_011550_000000352089_00002_42641_6478.N1	27-APR-2010 01:15:50	Dark	35.000	172	Gam Gru	3.0030	13100.	70	42641	No
18	GOM_NL__2PRFIN20100427_080520_000000402089_00007_42646_6518.N1	27-APR-2010 08:05:20	Dark	40.000	45	Alp Pav	1.9400	26000.	80	42646	No
19	GOM_NL__2PRFIN20100427_081255_000000432089_00007_42646_6519.N1	27-APR-2010 08:12:55	Straylight	43.000	141	Bet Ara	2.8400	4600.0	86	42646	No
20	GOM_NL__2PRFIN20100427_081431_000000612089_00007_42646_6520.N1	27-APR-2010 08:14:31	Straylight	61.000	40	The Sco	1.8590	7100.0	122	42646	No
21	GOM_NL__2PRFIN20100427_081954_000000432089_00007_42646_6521.N1	27-APR-2010 08:19:54	Straylight	42.500	78	Alp Lup	2.3040	28000.	85	42646	No
22	GOM_NL__2PRFIN20100427_082127_000000422089_00007_42646_6522.N1	27-APR-2010 08:21:27	Straylight	41.500	81	Eta Cen	2.3560	28000.	83	42646	No
23	GOM_NL__2PRFIN20100427_082336_000000472089_00007_42646_6523.N1	27-APR-2010 08:23:36	Straylight	46.500	54	5The Cen	2.0550	4500.0	93	42646	No
24	GOM_NL__2PRFIN20100427_082919_000000462089_00007_42646_6524.N1	27-APR-2010 08:29:19	Bright	45.500	122	9Alp2Lib	2.7470	9700.0	91	42646	No
25	GOM_NL__2PRFIN20100427_083120_000000392089_00007_42646_6525.N1	27-APR-2010 08:31:20	Bright	38.500	15	67Alp Vir	0.97600	28000.	77	42646	No
26	GOM_NL__2PRFIN20100427_084019_000000412089_00007_42646_6526.N1	27-APR-2010 08:40:19	Bright	40.500	111	8Eta Boo	2.6800	6000.0	81	42646	No
27	GOM_NL__2PRFIN20100427_084536_000000362089_00007_42646_6527.N1	27-APR-2010 08:45:36	Bright	36.000	152	12Alp2CVn	2.8900	11000.	72	42646	No
28	GOM_NL__2PRFIN20100427_084719_000000442089_00007_42646_6528.N1	27-APR-2010 08:47:19	Bright	43.500	180	27Gam Boo	3.0400	8000.0	87	42646	No
29	GOM_NL__2PRFIN20100427_084920_000000412089_00007_42646_6529.N1	27-APR-2010 08:49:20	Bright	40.500	39	85Eta UMa	1.8540	24000.	81	42646	No
30	GOM_NL__2PRFIN20100427_085646_000000382089_00007_42646_6530.N1	27-APR-2010 08:56:46	Bright	37.500	60	7Bet UMi	2.0810	3950.0	75	42646	No
31	GOM_NL__2PRFIN20100427_090659_000000412089_00007_42646_6531.N1	27-APR-2010 09:06:59	Bright	40.500	89	5Alp Cep	2.4510	8000.0	81	42646	No
32	GOM_NL__2PRFIN20100427_091755_000000412089_00007_42646_6532.N1	27-APR-2010 09:17:55	Bright	40.500	164	44Eta Peg	2.9480	5400.0	81	42646	No
33	GOM_NL__2PRFIN20100427_092212_000000432089_00007_42646_6533.N1	27-APR-2010 09:22:12	Twilight	43.000	90	54Alp Peg	2.4870	11000.	86	42646	No
34	GOM_NL__2PRFIN20100427_092606_000000632089_00007_42646_6534.N1	27-APR-2010 09:26:06	Dark	62.500	61	8Eps Peg	2.1000	3900.0	125	42646	No
35	GOM_NL__2PRFIN20100427_092833_000000522089_00007_42646_6535.N1	27-APR-2010 09:28:33	Dark	51.500	162	34Alp Aqr	2.9440	5350.0	103	42646	No
36	GOM_NL__2PRFIN20100427_093155_000000562089_00007_42646_6536.N1	27-APR-2010 09:31:55	Dark	56.000	154	22Bet Aqr	2.8990	5700.0	112	42646	No
37	GOM_NL__2PRFIN20100427_093402_000000462089_00007_42646_6537.N1	27-APR-2010 09:34:02	Dark	45.500	142	49Del Cap	2.8500	8900.0	91	42646	No
38	GOM_NL__2PRFIN20100427_093853_000000392089_00007_42646_6538.N1	27-APR-2010 09:38:53	Dark	38.500	172	Gam Gru	3.0030	13100.	77	42646	No
39	GOM_NL__2PRFIN20100427_094557_000000402089_00008_42647_6528.N1	27-APR-2010 09:45:57	Dark	39.500	45	Alp Pav	1.9400	26000.	79	42647	No
40	GOM_NL__2PRFIN20100427_095332_000000462089_00008_42647_6529.N1	27-APR-2010 09:53:32	Straylight	45.500	141	Bet Ara	2.8400	4600.0	91	42647	No
41	GOM_NL__2PRFIN20100427_095508_000000492089_00008_42647_6530.N1	27-APR-2010 09:55:08	Straylight	49.000	40	The Sco	1.8590	7100.0	98	42647	No
42	GOM_NL__2PRFIN20100427_100030_000000392089_00008_42647_6531.N1	27-APR-2010 10:00:30	Straylight	39.000	78	Alp Lup	2.3040	28000.	78	42647	No

43	GOM_NL__2PRFIN20100427_100203_000000412089_00008_42647_6532.N1	27-APR-2010 10:02:03	Straylight	40.500	81	Eta Cen	2.3560	28000.	81	42647	No
44	GOM_NL__2PRFIN20100427_100412_000000452089_00008_42647_6533.N1	27-APR-2010 10:04:12	Straylight	45.000	54	5The Cen	2.0550	4500.0	90	42647	No
45	GOM_NL__2PRFIN20100427_100955_000000642089_00008_42647_6534.N1	27-APR-2010 10:09:55	Bright	64.000	122	9Alp2Lib	2.7470	9700.0	128	42647	No
46	GOM_NL__2PRFIN20100427_101156_000000402089_00008_42647_6535.N1	27-APR-2010 10:11:56	Bright	40.000	15	67Alp Vir	0.97600	28000.	80	42647	No
47	GOM_NL__2PRFIN20100427_102055_000000412089_00008_42647_6536.N1	27-APR-2010 10:20:55	Bright	41.000	111	8Eta Boo	2.6800	6000.0	82	42647	No
48	GOM_NL__2PRFIN20100427_102612_000000362089_00008_42647_6537.N1	27-APR-2010 10:26:12	Bright	35.500	152	12Alp2CVn	2.8900	11000.	71	42647	No
49	GOM_NL__2PRFIN20100427_102754_000000452089_00008_42647_6538.N1	27-APR-2010 10:27:54	Bright	45.000	180	27Gam Boo	3.0400	8000.0	90	42647	No
50	GOM_NL__2PRFIN20100427_102955_000000402089_00008_42647_6539.N1	27-APR-2010 10:29:55	Bright	39.500	39	85Eta UMa	1.8540	24000.	79	42647	No
51	GOM_NL__2PRFIN20100427_103721_000000552089_00008_42647_6540.N1	27-APR-2010 10:37:21	Bright	55.000	60	7Bet UMi	2.0810	3950.0	110	42647	No
52	GOM_NL__2PRFIN20100427_104734_000000422089_00008_42647_6541.N1	27-APR-2010 10:47:34	Bright	42.000	89	5Alp Cep	2.4510	8000.0	84	42647	No
53	GOM_NL__2PRFIN20100427_105831_000000452089_00008_42647_6542.N1	27-APR-2010 10:58:31	Bright	45.000	164	44Eta Peg	2.9480	5400.0	90	42647	No
54	GOM_NL__2PRFIN20100427_110249_000000442089_00008_42647_6543.N1	27-APR-2010 11:02:49	Twilight	43.500	90	54Alp Peg	2.4870	11000.	87	42647	No
55	GOM_NL__2PRFIN20100427_110642_000000612089_00008_42647_6544.N1	27-APR-2010 11:06:42	Dark	61.000	61	8Eps Peg	2.1000	3900.0	122	42647	No
56	GOM_NL__2PRFIN20100427_110909_000000532089_00008_42647_6545.N1	27-APR-2010 11:09:09	Dark	52.500	162	34Alp Aqr	2.9440	5350.0	105	42647	No
57	GOM_NL__2PRFIN20100427_111232_000000532089_00008_42647_6546.N1	27-APR-2010 11:12:32	Dark	53.000	154	22Bet Aqr	2.8990	5700.0	106	42647	No
58	GOM_NL__2PRFIN20100427_111439_000000452089_00008_42647_6547.N1	27-APR-2010 11:14:39	Dark	45.000	142	49Del Cap	2.8500	8900.0	90	42647	No
59	GOM_NL__2PRFIN20100427_111930_000000402089_00008_42647_6548.N1	27-APR-2010 11:19:30	Dark	40.000	172	Gam Gru	3.0030	13100.	80	42647	No
60	GOM_NL__2PRFIN20100427_112634_000000462089_00009_42648_6536.N1	27-APR-2010 11:26:34	Dark	45.500	45	Alp Pav	1.9400	26000.	91	42648	No
61	GOM_NL__2PRFIN20100427_113409_000000522089_00009_42648_6537.N1	27-APR-2010 11:34:09	Straylight	52.000	141	Bet Ara	2.8400	4600.0	104	42648	No
62	GOM_NL__2PRFIN20100427_113545_000000512089_00009_42648_6538.N1	27-APR-2010 11:35:45	Straylight	50.500	40	The Sco	1.8590	7100.0	101	42648	No
63	GOM_NL__2PRFIN20100427_114106_000000382089_00009_42648_6539.N1	27-APR-2010 11:41:06	Straylight	37.500	78	Alp Lup	2.3040	28000.	75	42648	No
64	GOM_NL__2PRFIN20100427_114239_000000422089_00009_42648_6540.N1	27-APR-2010 11:42:39	Straylight	42.000	81	Eta Cen	2.3560	28000.	84	42648	No
65	GOM_NL__2PRFIN20100427_114448_000000452089_00009_42648_6541.N1	27-APR-2010 11:44:48	Straylight	45.000	54	5The Cen	2.0550	4500.0	90	42648	No
66	GOM_NL__2PRFIN20100427_115031_000000472089_00009_42648_6542.N1	27-APR-2010 11:50:31	Bright	46.500	122	9Alp2Lib	2.7470	9700.0	93	42648	No
67	GOM_NL__2PRFIN20100427_115232_000000412089_00009_42648_6543.N1	27-APR-2010 11:52:32	Bright	41.000	15	67Alp Vir	0.97600	28000.	82	42648	No
68	GOM_NL__2PRFIN20100427_120130_000000402089_00009_42648_6544.N1	27-APR-2010 12:01:30	Bright	39.500	111	8Eta Boo	2.6800	6000.0	79	42648	No
69	GOM_NL__2PRFIN20100427_120648_000000362089_00009_42648_6545.N1	27-APR-2010 12:06:48	Bright	36.000	152	12Alp2CVn	2.8900	11000.	72	42648	No
70	GOM_NL__2PRFIN20100427_120829_000000412089_00009_42648_6546.N1	27-APR-2010 12:08:29	Bright	41.000	180	27Gam Boo	3.0400	8000.0	82	42648	No
71	GOM_NL__2PRFIN20100427_121030_000000392089_00009_42648_6547.N1	27-APR-2010 12:10:30	Bright	38.500	39	85Eta UMa	1.8540	24000.	77	42648	No
72	GOM_NL__2PRFIN20100427_121756_000000402089_00009_42648_6548.N1	27-APR-2010 12:17:56	Bright	40.000	60	7Bet UMi	2.0810	3950.0	80	42648	No
73	GOM_NL__2PRFIN20100427_122809_000000422089_00009_42648_6549.N1	27-APR-2010 12:28:09	Bright	42.000	89	5Alp Cep	2.4510	8000.0	84	42648	No
74	GOM_NL__2PRFIN20100427_123906_000000452089_00009_42648_6550.N1	27-APR-2010 12:39:06	Bright	44.500	164	44Eta Peg	2.9480	5400.0	89	42648	No
75	GOM_NL__2PRFIN20100427_124324_000000452089_00009_42648_6551.N1	27-APR-2010 12:43:24	Twilight	44.500	90	54Alp Peg	2.4870	11000.	89	42648	No
76	GOM_NL__2PRFIN20100427_124718_000000602089_00009_42648_6552.N1	27-APR-2010 12:47:18	Dark	59.500	61	8Eps Peg	2.1000	3900.0	119	42648	No
77	GOM_NL__2PRFIN20100427_124945_000000522089_00009_42648_6553.N1	27-APR-2010 12:49:45	Dark	51.500	162	34Alp Aqr	2.9440	5350.0	103	42648	No
78	GOM_NL__2PRFIN20100427_125308_000000522089_00009_42648_6554.N1	27-APR-2010 12:53:08	Dark	52.000	154	22Bet Aqr	2.8990	5700.0	104	42648	No
79	GOM_NL__2PRFIN20100427_125514_000000462089_00009_42648_6555.N1	27-APR-2010 12:55:14	Dark	46.000	142	49Del Cap	2.8500	8900.0	92	42648	No
80	GOM_NL__2PRFIN20100427_130006_000000412089_00009_42648_6556.N1	27-APR-2010 13:00:06	Dark	41.000	172	Gam Gru	3.0030	13100.	82	42648	No
81	GOM_NL__2PRFIN20100427_130709_000000432089_00010_42649_6544.N1	27-APR-2010 13:07:09	Dark	42.500	45	Alp Pav	1.9400	26000.	85	42649	No
82	GOM_NL__2PRFIN20100427_131445_000000422089_00010_42649_6545.N1	27-APR-2010 13:14:45	Straylight	42.000	141	Bet Ara	2.8400	4600.0	84	42649	No
83	GOM_NL__2PRFIN20100427_131622_000000572089_00010_42649_6546.N1	27-APR-2010 13:16:22	Straylight	56.500	40	The Sco	1.8590	7100.0	113	42649	No
84	GOM_NL__2PRFIN20100427_132142_000000402089_00010_42649_6547.N1	27-APR-2010 13:21:42	Straylight	39.500	78	Alp Lup	2.3040	28000.	79	42649	No
85	GOM_NL__2PRFIN20100427_132315_000000412089_00010_42649_6548.N1	27-APR-2010 13:23:15	Straylight	41.000	81	Eta Cen	2.3560	28000.	82	42649	No
86	GOM_NL__2PRFIN20100427_132524_000000422089_00010_42649_6549.N1	27-APR-2010 13:25:24	Straylight	41.500	54	5The Cen	2.0550	4500.0	83	42649	No
87	GOM_NL__2PRFIN20100427_133107_000000472089_00010_42649_6550.N1	27-APR-2010 13:31:07	Bright	46.500	122	9Alp2Lib	2.7470	9700.0	93	42649	No
88	GOM_NL__2PRFIN20100427_133308_000000412089_00010_42649_6551.N1	27-APR-2010 13:33:08	Bright	40.500	15	67Alp Vir	0.97600	28000.	81	42649	No
89	GOM_NL__2PRFIN20100427_134206_000000402089_00010_42649_6552.N1	27-APR-2010 13:42:06	Bright	39.500	111	8Eta Boo	2.6800	6000.0	79	42649	No
90	GOM_NL__2PRFIN20100427_134723_000000362089_00010_42649_6553.N1	27-APR-2010 13:47:23	Bright	35.500	152	12Alp2CVn	2.8900	11000.	71	42649	No
91	GOM_NL__2PRFIN20100427_134904_000000442089_00010_42649_6554.N1	27-APR-2010 13:49:04	Bright	43.500	180	27Gam Boo	3.0400	8000.0	87	42649	No
92	GOM_NL__2PRFIN20100427_135106_000000392089_00010_42649_6555.N1	27-APR-2010 13:51:06	Bright	39.000	39	85Eta UMa	1.8540	24000.	78	42649	No
93	GOM_NL__2PRFIN20100427_135832_000000402089_00010_42649_6556.N1	27-APR-2010 13:58:32	Bright	39.500	60	7Bet UMi	2.0810	3950.0	79	42649	No
94	GOM_NL__2PRFIN20100427_140845_000000412089_00010_42649_6557.N1	27-APR-2010 14:08:45	Bright	41.000	89	5Alp Cep	2.4510	8000.0	82	42649	No
95	GOM_NL__2PRFIN20100427_141942_000000442089_00010_42649_6558.N1	27-APR-2010 14:19:42	Bright	44.000	164	44Eta Peg	2.9480	5400.0	88	42649	No
96	GOM_NL__2PRFIN20100427_142400_000000452089_00010_42649_6559.N1	27-APR-2010 14:24:00	Twilight	45.000	90	54Alp Peg	2.4870	11000.	90	42649	No
97	GOM_NL__2PRFIN20100427_142755_000000602089_00010_42649_6560.N1	27-APR-2010 14:27:55	Dark	59.500	61	8Eps Peg	2.1000	3900.0	119	42649	No
98	GOM_NL__2PRFIN20100427_143022_000000482089_00010_42649_6561.N1	27-APR-2010 14:30:22	Dark	48.000	162	34Alp Aqr	2.9440	5350.0	96	42649	No
99	GOM_NL__2PRFIN20100427_143345_000000582089_00010_42649_6562.N1	27-APR-2010 14:33:45	Dark	57.500	154	22Bet Aqr	2.8990	5700.0	115	42649	No
100	GOM_NL__2PRFIN20100427_143551_000000492089_00010_42649_6563.N1	27-APR-2010 14:35:51	Dark	48.500	142	49Del Cap	2.8500	8900.0	97	42649	No
101	GOM_NL__2PRFIN20100427_144043_000000422089_00010_42649_6564.N1	27-APR-2010 14:40:43	Dark	42.000	172	Gam Gru	3.0030	13100.	84	42649	No

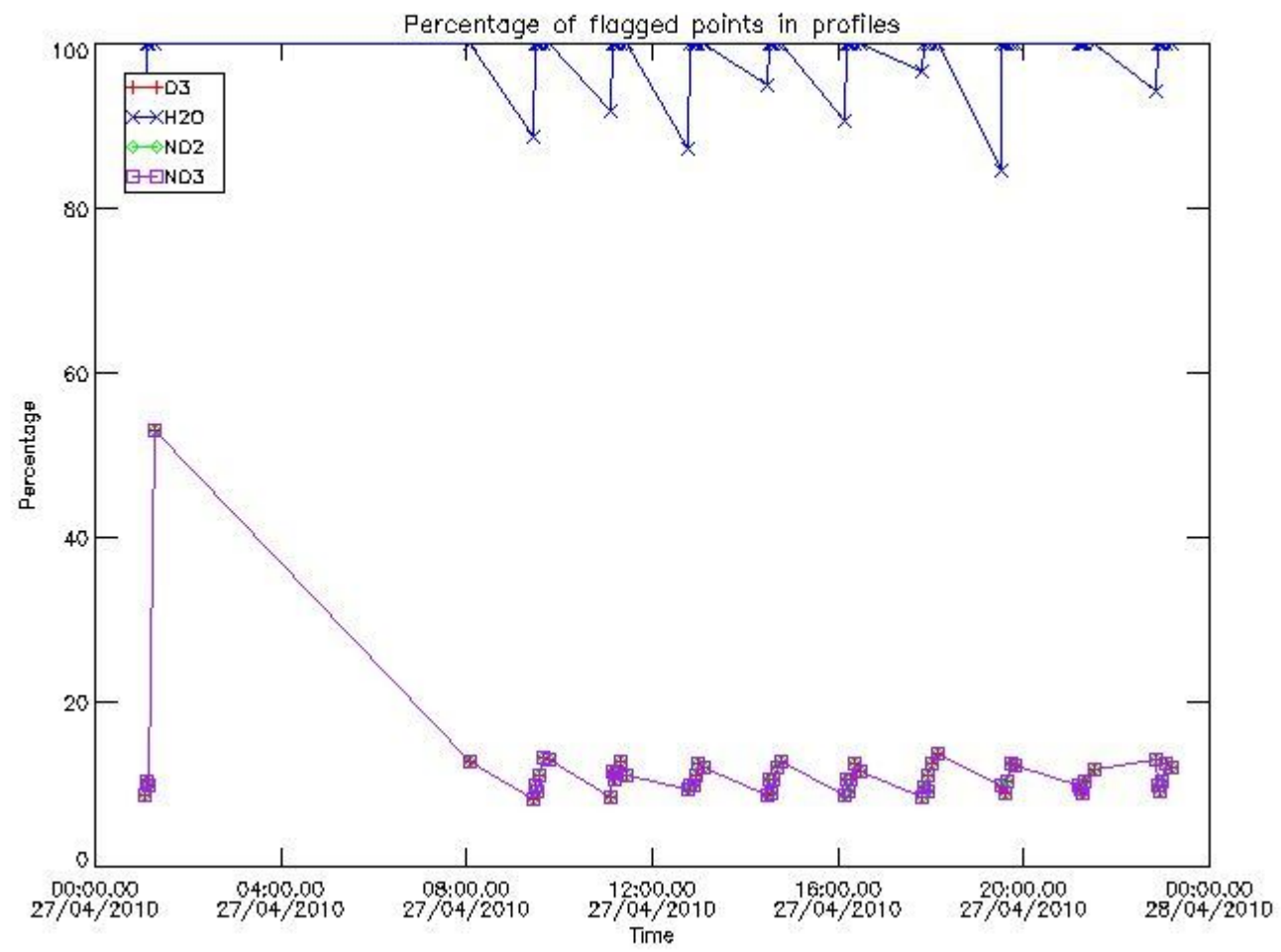
102	GOM_NL__2PRFIN20100427_144746_000000442089_00011_42650_6552.N1	27-APR-2010 14:47:46	Dark	43.500	45	Alp Pav	1.9400	26000.	87	42650	No
103	GOM_NL__2PRFIN20100427_145521_000000432089_00011_42650_6553.N1	27-APR-2010 14:55:21	Straylight	42.500	141	Bet Ara	2.8400	4600.0	85	42650	No
104	GOM_NL__2PRFIN20100427_145658_000000592089_00011_42650_6554.N1	27-APR-2010 14:56:58	Straylight	58.500	40	The Sco	1.8590	7100.0	117	42650	No
105	GOM_NL__2PRFIN20100427_150218_000000402089_00011_42650_6555.N1	27-APR-2010 15:02:18	Straylight	39.500	78	Alp Lup	2.3040	28000.	79	42650	No
106	GOM_NL__2PRFIN20100427_150352_000000412089_00011_42650_6556.N1	27-APR-2010 15:03:52	Straylight	41.000	81	Eta Cen	2.3560	28000.	82	42650	No
107	GOM_NL__2PRFIN20100427_150600_000000422089_00011_42650_6557.N1	27-APR-2010 15:06:00	Straylight	42.000	54	5The Cen	2.0550	4500.0	84	42650	No
108	GOM_NL__2PRFIN20100427_151143_000000472089_00011_42650_6558.N1	27-APR-2010 15:11:43	Bright	46.500	122	9Alp2Lib	2.7470	9700.0	93	42650	No
109	GOM_NL__2PRFIN20100427_151344_000000402089_00011_42650_6559.N1	27-APR-2010 15:13:44	Bright	39.500	15	67Alp Vir	0.97600	28000.	79	42650	No
110	GOM_NL__2PRFIN20100427_152241_000000412089_00011_42650_6560.N1	27-APR-2010 15:22:41	Bright	40.500	111	8Eta Boo	2.6800	6000.0	81	42650	No
111	GOM_NL__2PRFIN20100427_152759_000000372089_00011_42650_6561.N1	27-APR-2010 15:27:59	Bright	36.500	152	12Alp2CVn	2.8900	11000.	73	42650	No
112	GOM_NL__2PRFIN20100427_152939_000000452089_00011_42650_6562.N1	27-APR-2010 15:29:39	Bright	44.500	180	27Gam Boo	3.0400	8000.0	89	42650	No
113	GOM_NL__2PRFIN20100427_153141_000000392089_00011_42650_6563.N1	27-APR-2010 15:31:41	Bright	39.000	39	85Eta UMa	1.8540	24000.	78	42650	No
114	GOM_NL__2PRFIN20100427_153908_000000352089_00011_42650_6564.N1	27-APR-2010 15:39:08	Bright	34.500	60	7Bet UMi	2.0810	3950.0	69	42650	No
115	GOM_NL__2PRFIN20100427_154921_000000432089_00011_42650_6565.N1	27-APR-2010 15:49:21	Bright	42.500	89	5Alp Cep	2.4510	8000.0	85	42650	No
116	GOM_NL__2PRFIN20100427_160018_000000462089_00011_42650_6566.N1	27-APR-2010 16:00:18	Bright	45.500	164	44Eta Peg	2.9480	5400.0	91	42650	No
117	GOM_NL__2PRFIN20100427_160437_000000442089_00011_42650_6567.N1	27-APR-2010 16:04:37	Twilight	43.500	90	54Alp Peg	2.4870	11000.	87	42650	No
118	GOM_NL__2PRFIN20100427_160831_000000592089_00011_42650_6568.N1	27-APR-2010 16:08:31	Dark	58.500	61	8Eps Peg	2.1000	3900.0	117	42650	No
119	GOM_NL__2PRFIN20100427_161058_000000532089_00011_42650_6569.N1	27-APR-2010 16:10:58	Dark	53.000	162	34Alp Aqr	2.9440	5350.0	106	42650	No
120	GOM_NL__2PRFIN20100427_161422_000000562089_00011_42650_6570.N1	27-APR-2010 16:14:22	Dark	56.000	154	22Bet Aqr	2.8990	5700.0	112	42650	No
121	GOM_NL__2PRFIN20100427_161628_000000482089_00011_42650_6571.N1	27-APR-2010 16:16:28	Dark	48.000	142	49Del Cap	2.8500	8900.0	96	42650	No
122	GOM_NL__2PRFIN20100427_162119_000000412089_00011_42650_6572.N1	27-APR-2010 16:21:19	Dark	41.000	172	Gam Gru	3.0030	13100.	82	42650	No
123	GOM_NL__2PRFIN20100427_162823_000000452089_00012_42651_6568.N1	27-APR-2010 16:28:23	Dark	44.500	45	Alp Pav	1.9400	26000.	89	42651	No
124	GOM_NL__2PRFIN20100427_163558_000000462089_00012_42651_6569.N1	27-APR-2010 16:35:58	Straylight	46.000	141	Bet Ara	2.8400	4600.0	92	42651	No
125	GOM_NL__2PRFIN20100427_163735_000000602089_00012_42651_6570.N1	27-APR-2010 16:37:35	Straylight	59.500	40	The Sco	1.8590	7100.0	119	42651	No
126	GOM_NL__2PRFIN20100427_164254_000000422089_00012_42651_6571.N1	27-APR-2010 16:42:54	Straylight	41.500	78	Alp Lup	2.3040	28000.	83	42651	No
127	GOM_NL__2PRFIN20100427_164428_000000422089_00012_42651_6572.N1	27-APR-2010 16:44:28	Straylight	42.000	81	Eta Cen	2.3560	28000.	84	42651	No
128	GOM_NL__2PRFIN20100427_164636_000000452089_00012_42651_6573.N1	27-APR-2010 16:46:36	Straylight	44.500	54	5The Cen	2.0550	4500.0	89	42651	No
129	GOM_NL__2PRFIN20100427_165219_000000492089_00012_42651_6574.N1	27-APR-2010 16:52:19	Bright	49.000	122	9Alp2Lib	2.7470	9700.0	98	42651	No
130	GOM_NL__2PRFIN20100427_165420_000000412089_00012_42651_6575.N1	27-APR-2010 16:54:20	Bright	40.500	15	67Alp Vir	0.97600	28000.	81	42651	No
131	GOM_NL__2PRFIN20100427_170317_000000412089_00012_42651_6576.N1	27-APR-2010 17:03:17	Bright	40.500	111	8Eta Boo	2.6800	6000.0	81	42651	No
132	GOM_NL__2PRFIN20100427_170835_000000372089_00012_42651_6577.N1	27-APR-2010 17:08:35	Bright	37.000	152	12Alp2CVn	2.8900	11000.	74	42651	No
133	GOM_NL__2PRFIN20100427_171015_000000432089_00012_42651_6578.N1	27-APR-2010 17:10:15	Bright	43.000	180	27Gam Boo	3.0400	8000.0	86	42651	No
134	GOM_NL__2PRFIN20100427_171217_000000562089_00012_42651_6579.N1	27-APR-2010 17:12:17	Bright	56.000	39	85Eta UMa	1.8540	24000.	112	42651	No
135	GOM_NL__2PRFIN20100427_171943_000000422089_00012_42651_6580.N1	27-APR-2010 17:19:43	Bright	42.000	60	7Bet UMi	2.0810	3950.0	84	42651	No
136	GOM_NL__2PRFIN20100427_172956_000000402089_00012_42651_6581.N1	27-APR-2010 17:29:56	Bright	39.500	89	5Alp Cep	2.4510	8000.0	79	42651	No
137	GOM_NL__2PRFIN20100427_174055_000000432089_00012_42651_6582.N1	27-APR-2010 17:40:55	Bright	43.000	164	44Eta Peg	2.9480	5400.0	86	42651	No
138	GOM_NL__2PRFIN20100427_174513_000000452089_00012_42651_6583.N1	27-APR-2010 17:45:13	Twilight	45.000	90	54Alp Peg	2.4870	11000.	90	42651	No
139	GOM_NL__2PRFIN20100427_174908_000000602089_00012_42651_6584.N1	27-APR-2010 17:49:08	Dark	60.000	61	8Eps Peg	2.1000	3900.0	120	42651	No
140	GOM_NL__2PRFIN20100427_175135_000000532089_00012_42651_6585.N1	27-APR-2010 17:51:35	Dark	53.000	162	34Alp Aqr	2.9440	5350.0	106	42651	No
141	GOM_NL__2PRFIN20100427_175459_000000562089_00012_42651_6586.N1	27-APR-2010 17:54:59	Dark	55.500	154	22Bet Aqr	2.8990	5700.0	111	42651	No
142	GOM_NL__2PRFIN20100427_175705_000000462089_00012_42651_6587.N1	27-APR-2010 17:57:05	Dark	46.000	142	49Del Cap	2.8500	8900.0	92	42651	No
143	GOM_NL__2PRFIN20100427_180156_000000412089_00012_42651_6588.N1	27-APR-2010 18:01:56	Dark	40.500	172	Gam Gru	3.0030	13100.	81	42651	No
144	GOM_NL__2PRFIN20100427_180859_000000412089_00013_42652_6596.N1	27-APR-2010 18:08:59	Dark	40.500	45	Alp Pav	1.9400	26000.	81	42652	No
145	GOM_NL__2PRFIN20100427_181634_000000452089_00013_42652_6597.N1	27-APR-2010 18:16:34	Straylight	44.500	141	Bet Ara	2.8400	4600.0	89	42652	No
146	GOM_NL__2PRFIN20100427_181812_000000522089_00013_42652_6598.N1	27-APR-2010 18:18:12	Straylight	52.000	40	The Sco	1.8590	7100.0	104	42652	No
147	GOM_NL__2PRFIN20100427_182331_000000442089_00013_42652_6599.N1	27-APR-2010 18:23:31	Straylight	43.500	78	Alp Lup	2.3040	28000.	87	42652	No
148	GOM_NL__2PRFIN20100427_182504_000000432089_00013_42652_6600.N1	27-APR-2010 18:25:04	Straylight	42.500	81	Eta Cen	2.3560	28000.	85	42652	No
149	GOM_NL__2PRFIN20100427_182713_000000452089_00013_42652_6601.N1	27-APR-2010 18:27:13	Straylight	45.000	54	5The Cen	2.0550	4500.0	90	42652	No
150	GOM_NL__2PRFIN20100427_183255_000000442089_00013_42652_6602.N1	27-APR-2010 18:32:55	Bright	44.000	122	9Alp2Lib	2.7470	9700.0	88	42652	No
151	GOM_NL__2PRFIN20100427_183456_000000412089_00013_42652_6603.N1	27-APR-2010 18:34:56	Bright	40.500	15	67Alp Vir	0.97600	28000.	81	42652	No
152	GOM_NL__2PRFIN20100427_184353_000000412089_00013_42652_6604.N1	27-APR-2010 18:43:53	Bright	41.000	111	8Eta Boo	2.6800	6000.0	82	42652	No
153	GOM_NL__2PRFIN20100427_184911_000000532089_00013_42652_6605.N1	27-APR-2010 18:49:11	Bright	53.000	152	12Alp2CVn	2.8900	11000.	106	42652	No
154	GOM_NL__2PRFIN20100427_185051_000000442089_00013_42652_6606.N1	27-APR-2010 18:50:51	Bright	44.000	180	27Gam Boo	3.0400	8000.0	88	42652	No
155	GOM_NL__2PRFIN20100427_185253_000000412089_00013_42652_6607.N1	27-APR-2010 18:52:53	Bright	41.000	39	85Eta UMa	1.8540	24000.	82	42652	No
156	GOM_NL__2PRFIN20100427_190019_000000362089_00013_42652_6608.N1	27-APR-2010 19:00:19	Bright	35.500	60	7Bet UMi	2.0810	3950.0	71	42652	No
157	GOM_NL__2PRFIN20100427_191032_000000392089_00013_42652_6609.N1	27-APR-2010 19:10:32	Bright	38.500	89	5Alp Cep	2.4510	8000.0	77	42652	No
158	GOM_NL__2PRFIN20100427_192131_000000592089_00013_42652_6610.N1	27-APR-2010 19:21:31	Bright	59.000	164	44Eta Peg	2.9480	5400.0	118	42652	No
159	GOM_NL__2PRFIN20100427_192549_000000442089_00013_42652_6611.N1	27-APR-2010 19:25:49	Twilight	44.000	90	54Alp Peg	2.4870	11000.	88	42652	No
160	GOM_NL__2PRFIN20100427_192945_000000522089_00013_42652_6612.N1	27-APR-2010 19:29:45	Dark	52.000	61	8Eps Peg	2.1000	3900.0	104	42652	No

161	GOM_NL__2PRFIN20100427_193212_00000522089_00013_42652_6613.N1	27-APR-2010 19:32:12	Dark	52.000	162	34Alp Aqr	2.9440	5350.0	104	42652	No
162	GOM_NL__2PRFIN20100427_193536_00000582089_00013_42652_6614.N1	27-APR-2010 19:35:36	Dark	57.500	154	22Bet Aqr	2.8990	5700.0	115	42652	No
163	GOM_NL__2PRFIN20100427_193742_00000502089_00013_42652_6615.N1	27-APR-2010 19:37:42	Dark	49.500	142	49Del Cap	2.8500	8900.0	99	42652	No
164	GOM_NL__2PRFIN20100427_194233_00000412089_00013_42652_6616.N1	27-APR-2010 19:42:33	Dark	41.000	172	Gam Gru	3.0030	13100.	82	42652	No
165	GOM_NL__2PRFIN20100427_194936_00000422089_00014_42653_6604.N1	27-APR-2010 19:49:36	Dark	41.500	45	Alp Pav	1.9400	26000.	83	42653	No
166	GOM_NL__2PRFIN20100427_195711_00000462089_00014_42653_6605.N1	27-APR-2010 19:57:11	Straylight	45.500	141	Bet Ara	2.8400	4600.0	91	42653	No
167	GOM_NL__2PRFIN20100427_195849_00000512089_00014_42653_6606.N1	27-APR-2010 19:58:49	Straylight	51.000	40	The Sco	1.8590	7100.0	102	42653	No
168	GOM_NL__2PRFIN20100427_200407_00000412089_00014_42653_6607.N1	27-APR-2010 20:04:07	Straylight	41.000	78	Alp Lup	2.3040	28000.	82	42653	No
169	GOM_NL__2PRFIN20100427_200541_00000432089_00014_42653_6608.N1	27-APR-2010 20:05:41	Straylight	42.500	81	Eta Cen	2.3560	28000.	85	42653	No
170	GOM_NL__2PRFIN20100427_200749_00000462089_00014_42653_6609.N1	27-APR-2010 20:07:49	Straylight	45.500	54	5The Cen	2.0550	4500.0	91	42653	No
171	GOM_NL__2PRFIN20100427_201331_00000472089_00014_42653_6610.N1	27-APR-2010 20:13:31	Bright	46.500	122	9Alp2Lib	2.7470	9700.0	93	42653	No
172	GOM_NL__2PRFIN20100427_201532_00000402089_00014_42653_6611.N1	27-APR-2010 20:15:32	Bright	40.000	15	67Alp Vir	0.97600	28000.	80	42653	No
173	GOM_NL__2PRFIN20100427_202429_00000402089_00014_42653_6612.N1	27-APR-2010 20:24:29	Bright	39.500	111	8Eta Boo	2.6800	6000.0	79	42653	No
174	GOM_NL__2PRFIN20100427_202947_00000382089_00014_42653_6613.N1	27-APR-2010 20:29:47	Bright	37.500	152	12Alp2CVn	2.8900	11000.	75	42653	No
175	GOM_NL__2PRFIN20100427_203126_00000412089_00014_42653_6614.N1	27-APR-2010 20:31:26	Bright	41.000	180	27Gam Boo	3.0400	8000.0	82	42653	No
176	GOM_NL__2PRFIN20100427_203328_00000392089_00014_42653_6615.N1	27-APR-2010 20:33:28	Bright	39.000	39	85Eta UMa	1.8540	24000.	78	42653	No
177	GOM_NL__2PRFIN20100427_204055_00000392089_00014_42653_6616.N1	27-APR-2010 20:40:55	Bright	38.500	60	7Bet UMi	2.0810	3950.0	77	42653	No
178	GOM_NL__2PRFIN20100427_205107_00000422089_00014_42653_6617.N1	27-APR-2010 20:51:07	Bright	41.500	89	5Alp Cep	2.4510	8000.0	83	42653	No
179	GOM_NL__2PRFIN20100427_210207_00000452089_00014_42653_6618.N1	27-APR-2010 21:02:07	Bright	44.500	164	44Eta Peg	2.9480	5400.0	89	42653	No
180	GOM_NL__2PRFIN20100427_210625_00000442089_00014_42653_6619.N1	27-APR-2010 21:06:25	Twilight	43.500	90	54Alp Peg	2.4870	11000.	87	42653	No
181	GOM_NL__2PRFIN20100427_211021_00000522089_00014_42653_6620.N1	27-APR-2010 21:10:21	Dark	52.000	61	8Eps Peg	2.1000	3900.0	104	42653	No
182	GOM_NL__2PRFIN20100427_211248_00000542089_00014_42653_6621.N1	27-APR-2010 21:12:48	Dark	53.500	162	34Alp Aqr	2.9440	5350.0	107	42653	No
183	GOM_NL__2PRFIN20100427_211613_00000572089_00014_42653_6622.N1	27-APR-2010 21:16:13	Dark	56.500	154	22Bet Aqr	2.8990	5700.0	113	42653	No
184	GOM_NL__2PRFIN20100427_211819_00000502089_00014_42653_6623.N1	27-APR-2010 21:18:19	Dark	49.500	142	49Del Cap	2.8500	8900.0	99	42653	No
185	GOM_NL__2PRFIN20100427_213012_00000432089_00015_42654_6612.N1	27-APR-2010 21:30:12	Dark	43.000	45	Alp Pav	1.9400	26000.	86	42654	No
186	GOM_NL__2PRFIN20100427_213748_00000422089_00015_42654_6613.N1	27-APR-2010 21:37:48	Straylight	42.000	141	Bet Ara	2.8400	4600.0	84	42654	No
187	GOM_NL__2PRFIN20100427_213926_00000572089_00015_42654_6614.N1	27-APR-2010 21:39:26	Straylight	57.000	40	The Sco	1.8590	7100.0	114	42654	No
188	GOM_NL__2PRFIN20100427_214443_00000432089_00015_42654_6615.N1	27-APR-2010 21:44:43	Straylight	42.500	78	Alp Lup	2.3040	28000.	85	42654	No
189	GOM_NL__2PRFIN20100427_214617_00000442089_00015_42654_6616.N1	27-APR-2010 21:46:17	Straylight	43.500	81	Eta Cen	2.3560	28000.	87	42654	No
190	GOM_NL__2PRFIN20100427_214825_00000432089_00015_42654_6617.N1	27-APR-2010 21:48:25	Straylight	42.500	54	5The Cen	2.0550	4500.0	85	42654	No
191	GOM_NL__2PRFIN20100427_215407_00000472089_00015_42654_6618.N1	27-APR-2010 21:54:07	Bright	46.500	122	9Alp2Lib	2.7470	9700.0	93	42654	No
192	GOM_NL__2PRFIN20100427_215608_00000412089_00015_42654_6619.N1	27-APR-2010 21:56:08	Bright	41.000	15	67Alp Vir	0.97600	28000.	82	42654	No
193	GOM_NL__2PRFIN20100427_220504_00000402089_00015_42654_6620.N1	27-APR-2010 22:05:04	Bright	39.500	111	8Eta Boo	2.6800	6000.0	79	42654	No
194	GOM_NL__2PRFIN20100427_221023_00000362089_00015_42654_6621.N1	27-APR-2010 22:10:23	Bright	36.000	152	12Alp2CVn	2.8900	11000.	72	42654	No
195	GOM_NL__2PRFIN20100427_221201_00000432089_00015_42654_6622.N1	27-APR-2010 22:12:01	Bright	43.000	180	27Gam Boo	3.0400	8000.0	86	42654	No
196	GOM_NL__2PRFIN20100427_221404_00000412089_00015_42654_6623.N1	27-APR-2010 22:14:04	Bright	40.500	39	85Eta UMa	1.8540	24000.	81	42654	No
197	GOM_NL__2PRFIN20100427_221523_00000372089_00015_42654_6624.N1	27-APR-2010 22:15:23	Bright	36.500	32	77Eps UMa	1.7630	11000.	73	42654	No
198	GOM_NL__2PRFIN20100427_222131_00000402089_00015_42654_6625.N1	27-APR-2010 22:21:31	Bright	39.500	60	7Bet UMi	2.0810	3950.0	79	42654	No
199	GOM_NL__2PRFIN20100427_223143_00000422089_00015_42654_6626.N1	27-APR-2010 22:31:43	Bright	42.000	89	5Alp Cep	2.4510	8000.0	84	42654	No
200	GOM_NL__2PRFIN20100427_224243_00000432089_00015_42654_6627.N1	27-APR-2010 22:42:43	Bright	43.000	164	44Eta Peg	2.9480	5400.0	86	42654	No
201	GOM_NL__2PRFIN20100427_224701_00000462089_00015_42654_6628.N1	27-APR-2010 22:47:01	Twilight	46.000	90	54Alp Peg	2.4870	11000.	92	42654	No
202	GOM_NL__2PRFIN20100427_225058_00000432089_00015_42654_6629.N1	27-APR-2010 22:50:58	Dark	43.000	61	8Eps Peg	2.1000	3900.0	86	42654	No
203	GOM_NL__2PRFIN20100427_225325_00000522089_00015_42654_6630.N1	27-APR-2010 22:53:25	Dark	51.500	162	34Alp Aqr	2.9440	5350.0	103	42654	No
204	GOM_NL__2PRFIN20100427_225650_00000562089_00015_42654_6631.N1	27-APR-2010 22:56:50	Dark	55.500	154	22Bet Aqr	2.8990	5700.0	111	42654	No
205	GOM_NL__2PRFIN20100427_225855_00000492089_00015_42654_6632.N1	27-APR-2010 22:58:55	Dark	49.000	142	49Del Cap	2.8500	8900.0	98	42654	No
206	GOM_NL__2PRFIN20100427_230346_00000412089_00015_42654_6633.N1	27-APR-2010 23:03:46	Dark	40.500	172	Gam Gru	3.0030	13100.	81	42654	No
207	GOM_NL__2PRFIN20100427_231049_00000422089_00016_42655_6620.N1	27-APR-2010 23:10:49	Dark	42.000	45	Alp Pav	1.9400	26000.	84	42655	No
208	GOM_NL__2PRFIN20100427_231824_00000432089_00016_42655_6621.N1	27-APR-2010 23:18:24	Straylight	42.500	141	Bet Ara	2.8400	4600.0	85	42655	No
209	GOM_NL__2PRFIN20100427_232003_00000512089_00016_42655_6622.N1	27-APR-2010 23:20:03	Straylight	50.500	40	The Sco	1.8590	7100.0	101	42655	No
210	GOM_NL__2PRFIN20100427_232519_00000412089_00016_42655_6623.N1	27-APR-2010 23:25:19	Straylight	40.500	78	Alp Lup	2.3040	28000.	81	42655	No
211	GOM_NL__2PRFIN20100427_232653_00000392089_00016_42655_6624.N1	27-APR-2010 23:26:53	Straylight	38.500	81	Eta Cen	2.3560	28000.	77	42655	No
212	GOM_NL__2PRFIN20100427_232901_00000472089_00016_42655_6625.N1	27-APR-2010 23:29:01	Straylight	46.500	54	5The Cen	2.0550	4500.0	93	42655	No
213	GOM_NL__2PRFIN20100427_233443_00000502089_00016_42655_6626.N1	27-APR-2010 23:34:43	Bright	50.000	122	9Alp2Lib	2.7470	9700.0	100	42655	No
214	GOM_NL__2PRFIN20100427_233644_00000402089_00016_42655_6627.N1	27-APR-2010 23:36:44	Bright	39.500	15	67Alp Vir	0.97600	28000.	79	42655	No
215	GOM_NL__2PRFIN20100427_234540_00000402089_00016_42655_6628.N1	27-APR-2010 23:45:40	Bright	40.000	111	8Eta Boo	2.6800	6000.0	80	42655	No
216	GOM_NL__2PRFIN20100427_235059_00000352089_00016_42655_6629.N1	27-APR-2010 23:50:59	Bright	34.500	152	12Alp2CVn	2.8900	11000.	69	42655	No
217	GOM_NL__2PRFIN20100427_235236_00000422089_00016_42655_6630.N1	27-APR-2010 23:52:36	Bright	41.500	180	27Gam Boo	3.0400	8000.0	83	42655	No
218	GOM_NL__2PRFIN20100427_235440_00000382089_00016_42655_6631.N1	27-APR-2010 23:54:40	Bright	37.500	39	85Eta UMa	1.8540	24000.	75	42655	No
219	GOM_NL__2PRFIN20100427_235558_00000352089_00016_42655_6632.N1	27-APR-2010 23:55:58	Bright	35.000	32	77Eps UMa	1.7630	11000.	70	42655	No

3. Quality information per product

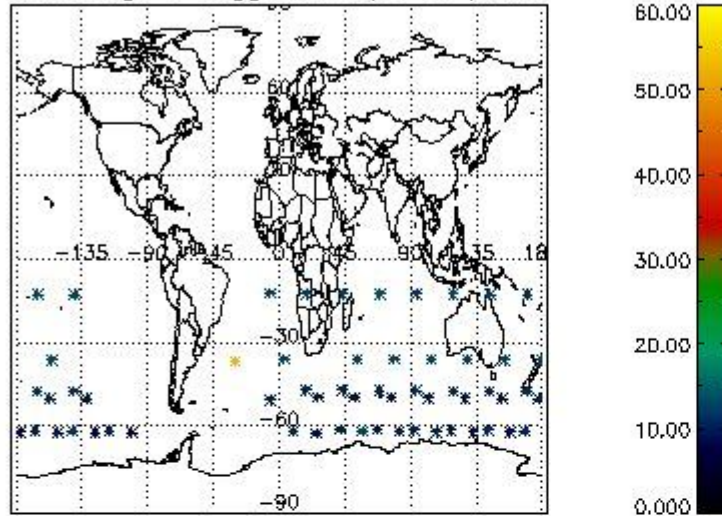
In this section it is plotted some information contained in the Quality Summary data set of the level 2 products. Only products in dark limb conditions and without errors (error flag in the MPH set to "0") are used.

3.1 Plot quality information per product (time dependant)

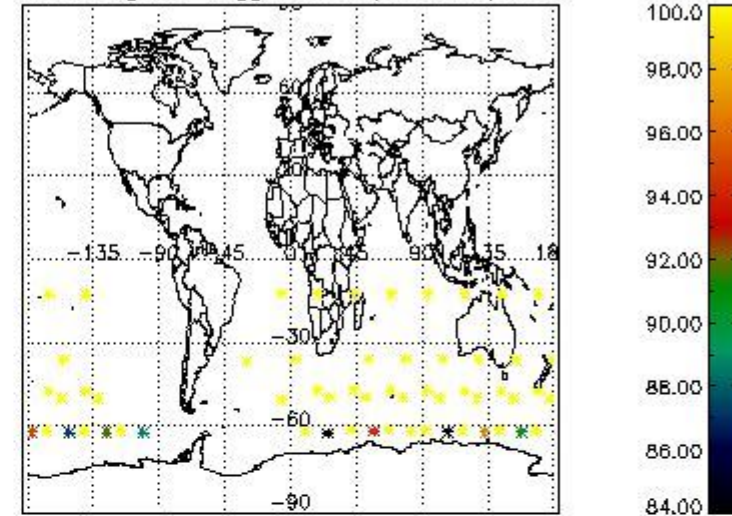


3.2 Plot quality information per product (world map)

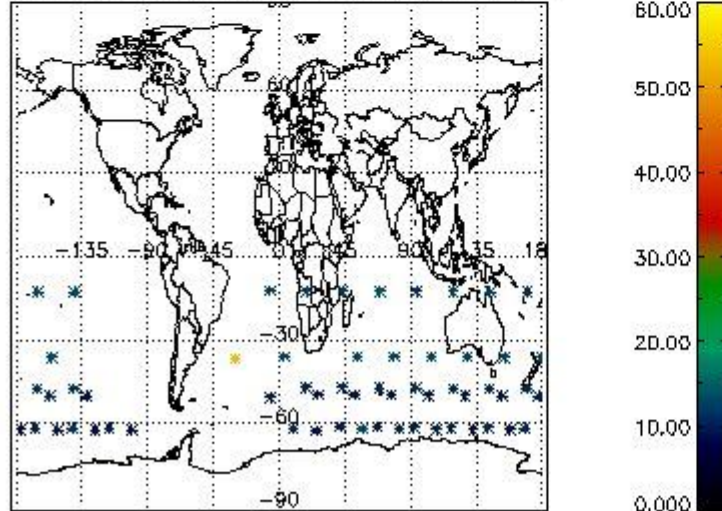
Percentage of flagged data per O3 profile



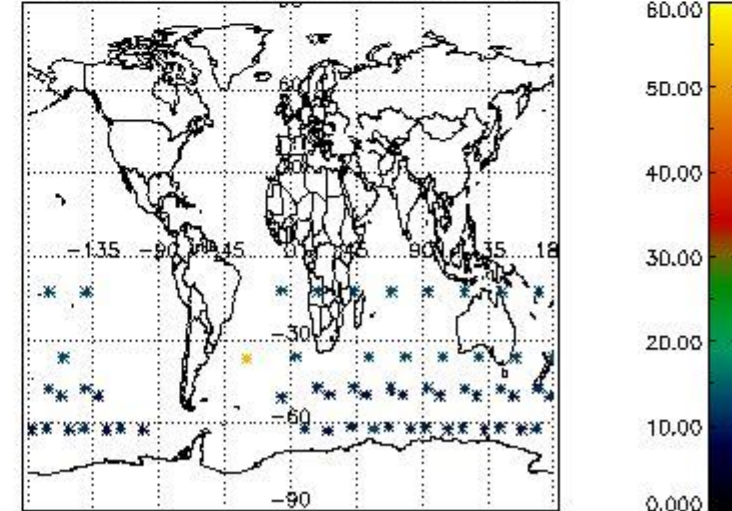
Percentage of flagged data per H2O profile



Percentage of flagged data per NO2 profile



Percentage of flagged data per NO3 profile

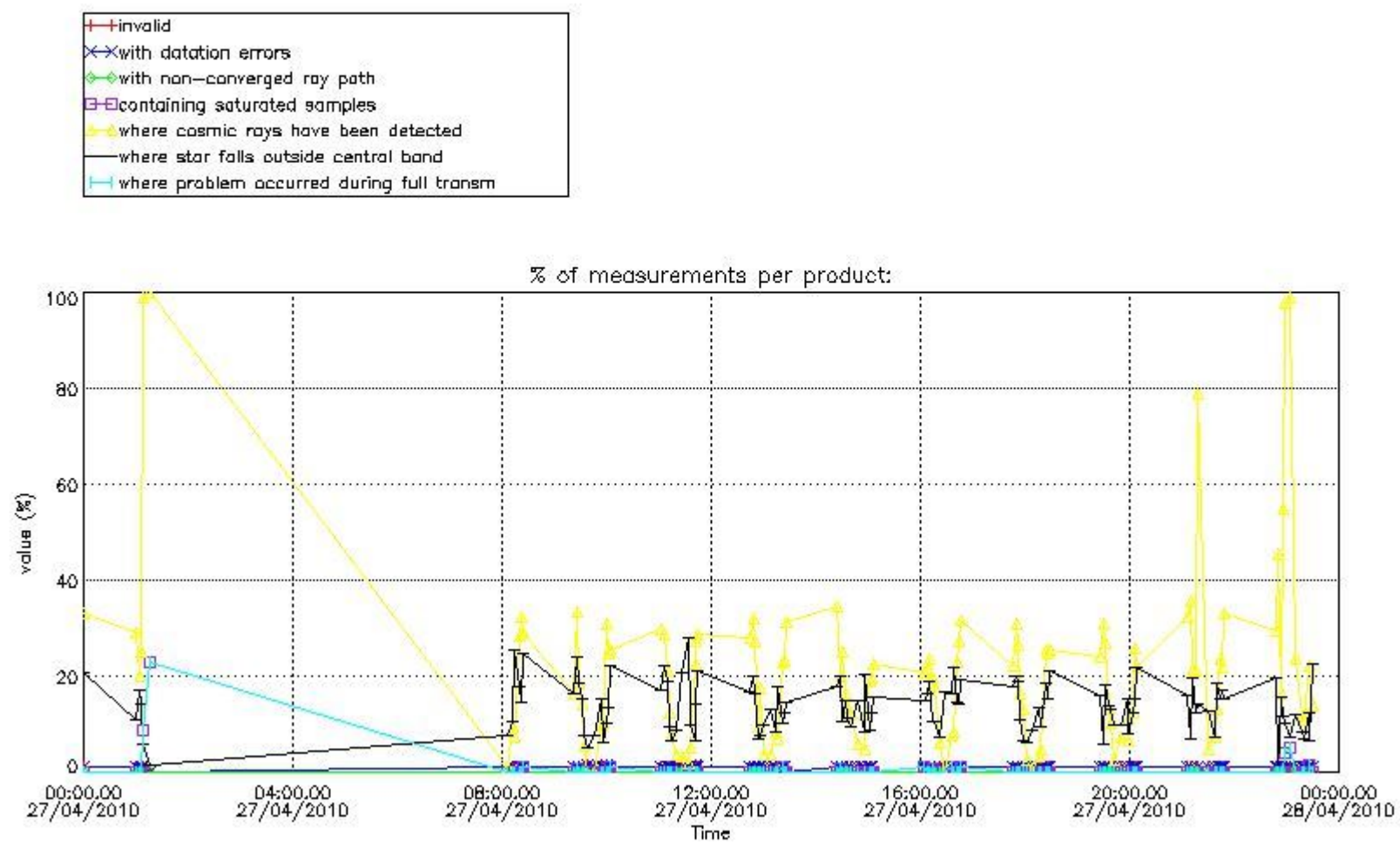


4. Level 1 quality information per product

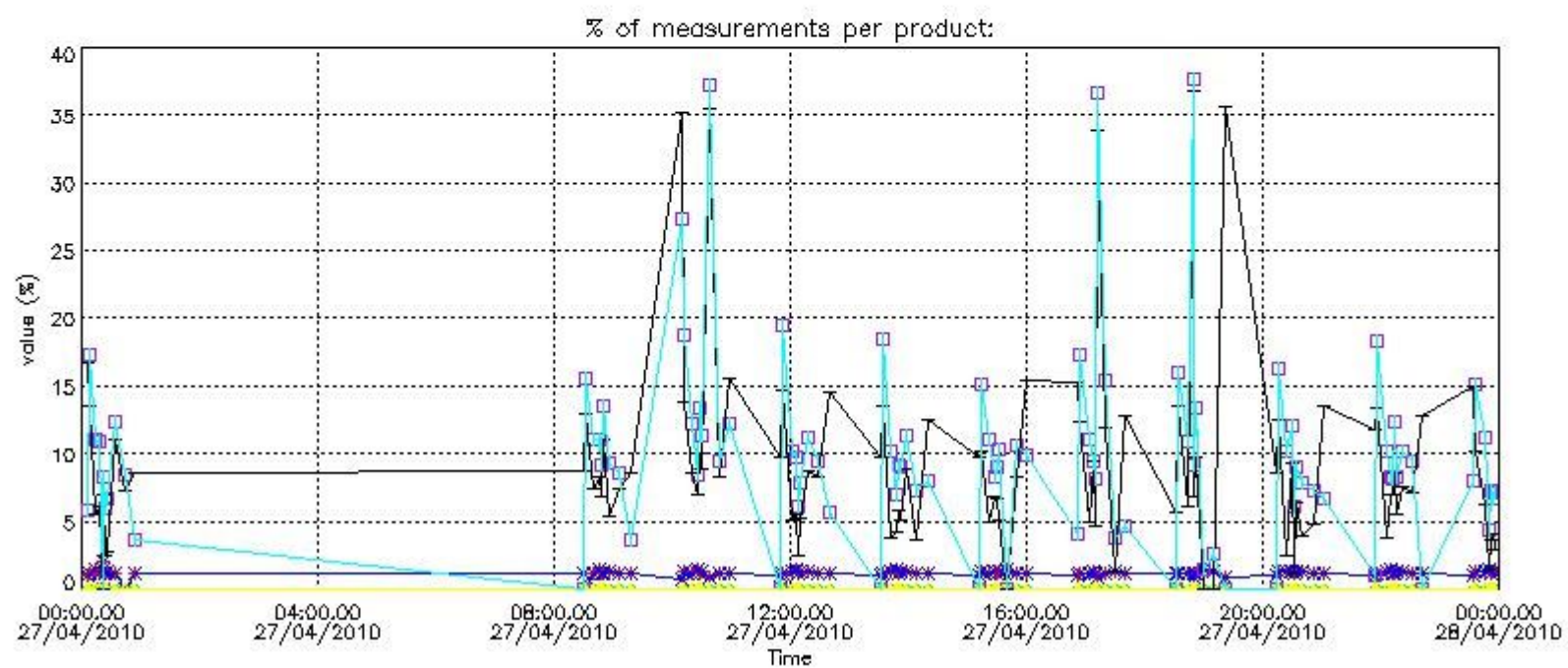
In this section it is plotted some information contained in the Quality Summary data set of the level 2 products that comes from the level 1b processing. Products without errors (error flag in the MPH set to "0") are used.

4.1 Plot quality information per product (time dependant) coming from level 1b processing

4.1.1 Plot level 1 quality information per product (time dependant): ENVISAT ASCENDING passes

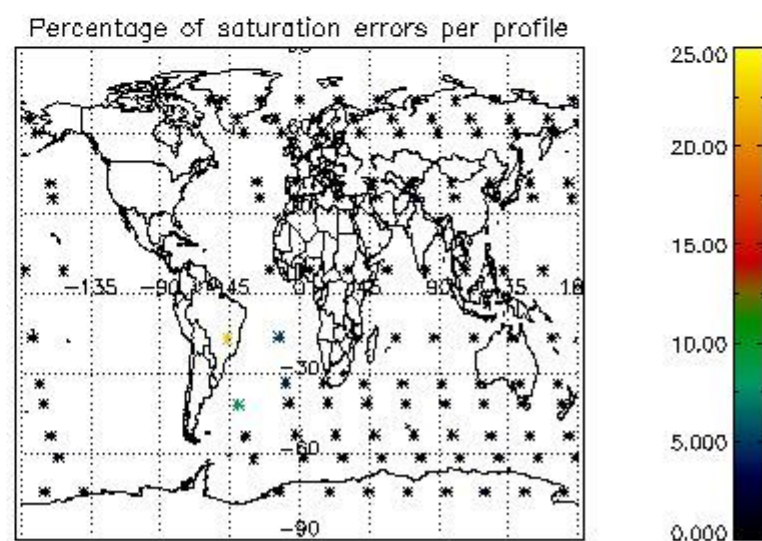
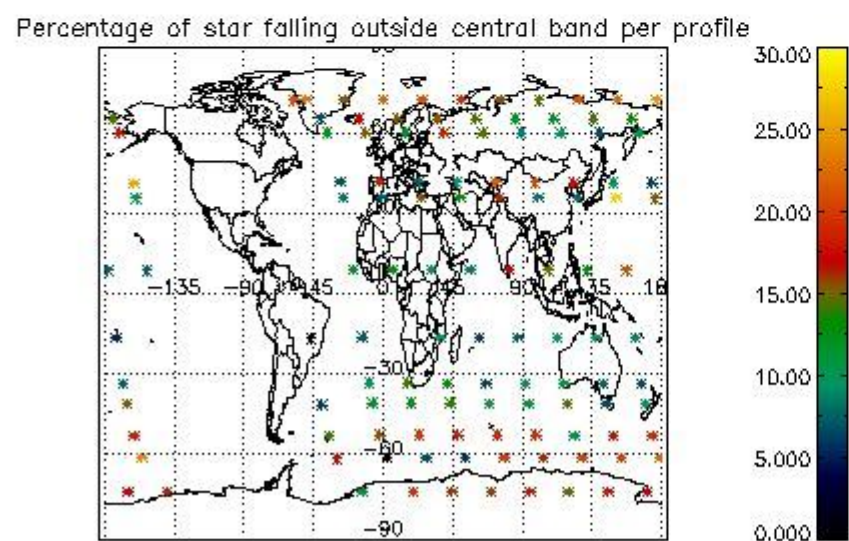
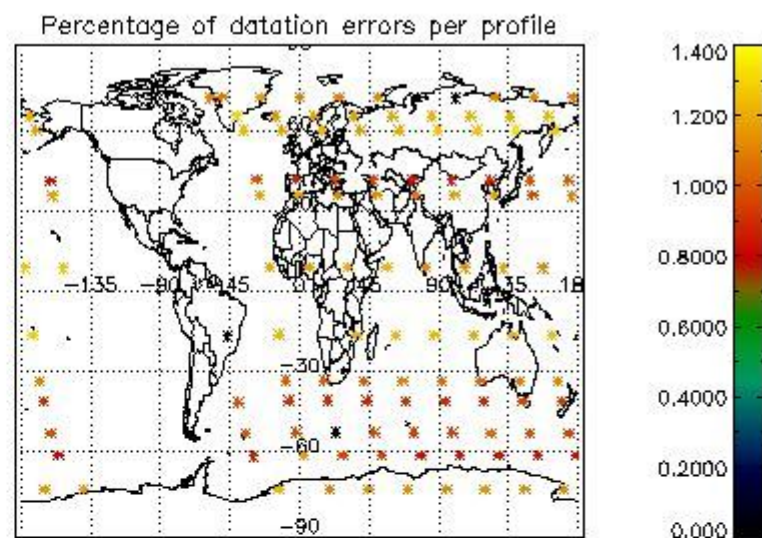
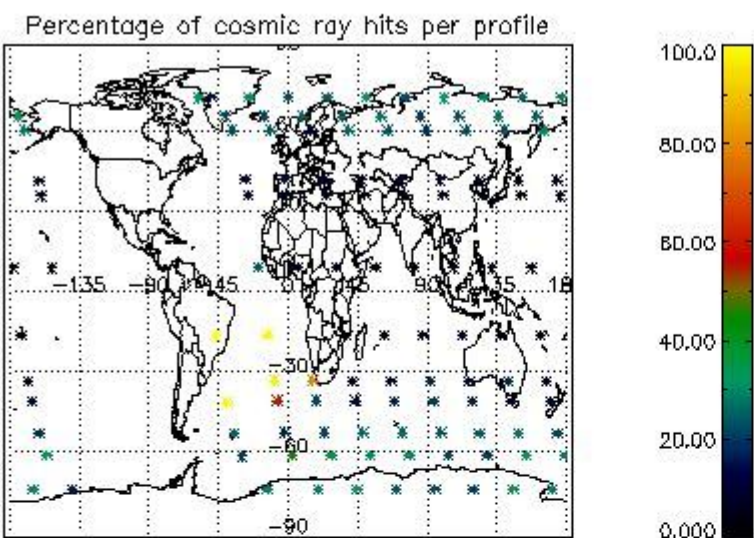


4.1.2 Plot level 1 quality information per product (time dependant): ENVI SAT DESCENDING passes

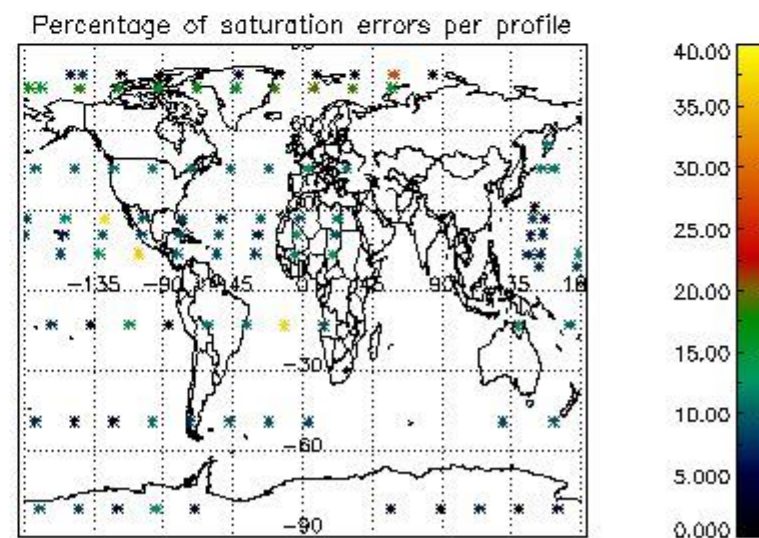
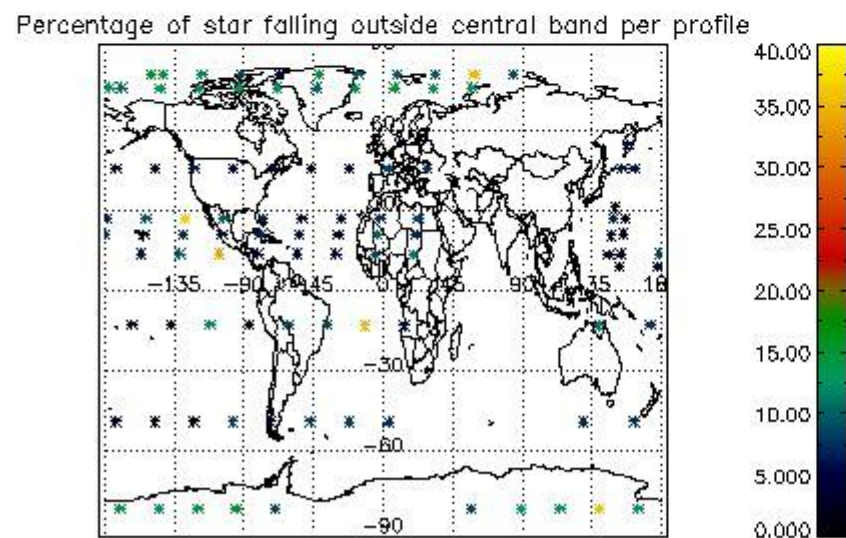
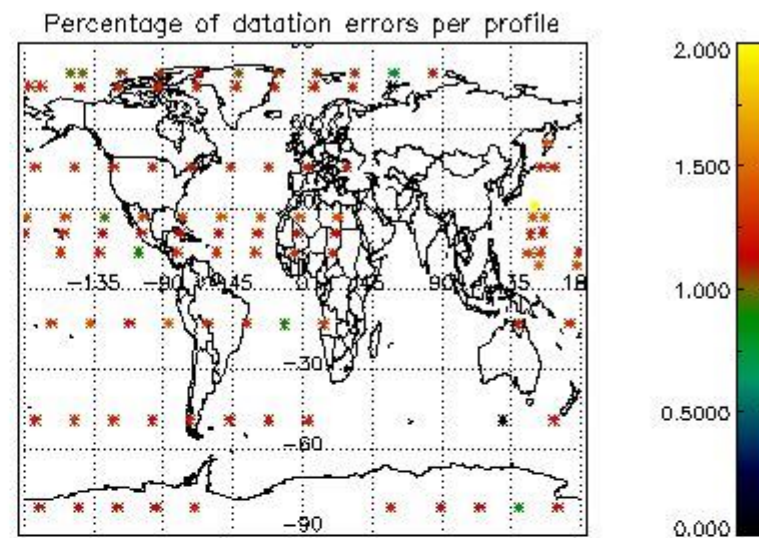
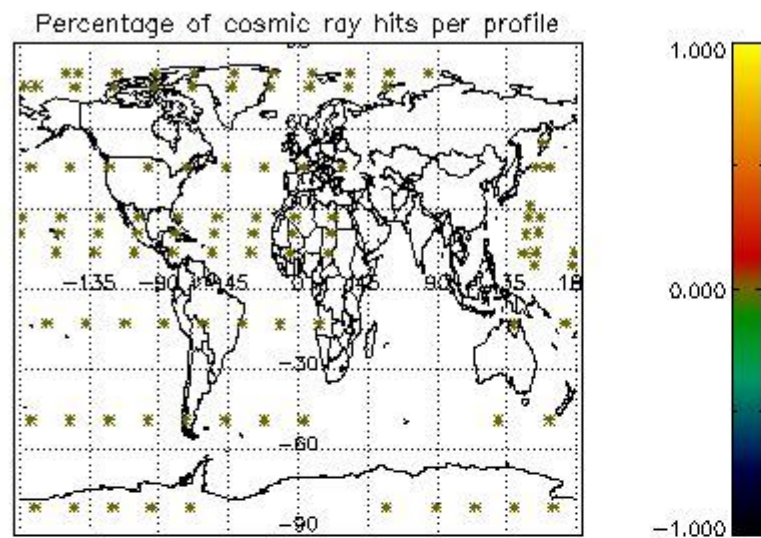


4.2 Plot quality information per product coming from level 1b processing (world map)

4.2.1 Plot level 1 quality information per product (world map): ENVISAT ASCENDING passes



4.2.2 Plot level 1 quality information per product (world map): ENVISAT DESCENDING passes



5. Trace gas profiles

5.1 Ozone statistics based on quality of products

The final quality of the products can be "measured" using the STD (Standard Deviation) attached to every point profile. This information is written to the parameter GOM_NL__2P/NL_LOCAL_SPECIES_DENSITY/o3_std of the level 2 products. The table below shows the statistics for given STD ranges.

The statistics are given with respect to the overall valid production:

- Products without fatal errors: GOM_NL__2P/MPH/PRODUCT_ERR=0
- Valid point profile: GOM_NL__2P/NL_LOCAL_SPECIES_DENSITY/pcd(0)=0

The 'Criteria' is applied to valid points of dark limb products:

- Products in dark limb illumination condition: GOM_NL__2P/NL_SUMMARY_QUALITY/obs_ill_cond=0
- Products without fatal errors: GOM_NL__2P/MPH/PRODUCT_ERR=0
- Valid point profile: GOM_NL__2P/NL_LOCAL_SPECIES_DENSITY/pcd(0)=0

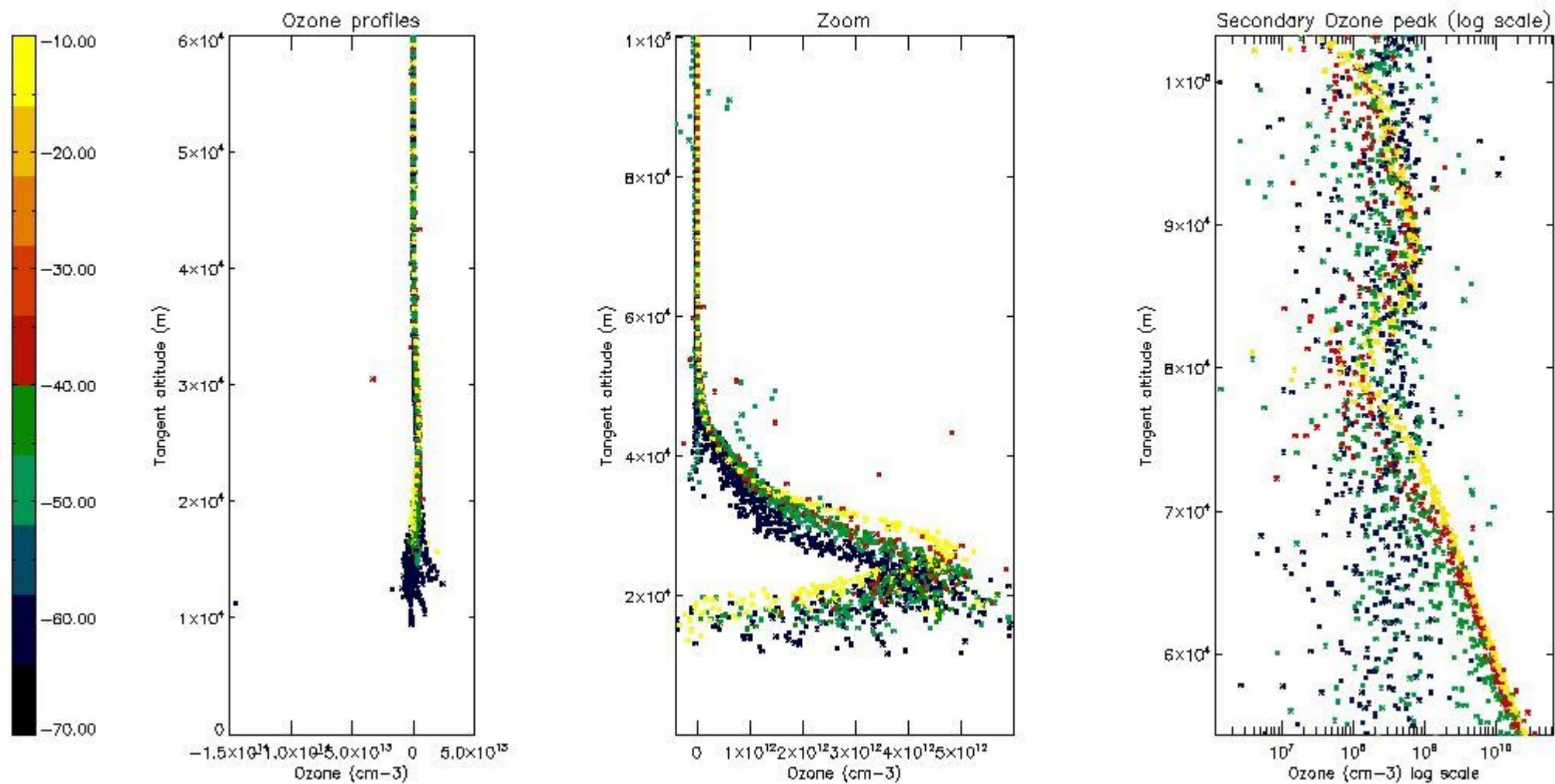
So, the table below shows the percentage of dark limb and valid observations for each criteria with respect to the overall valid daily observations.

Criteria	% of total production
All STD	30
STD < 20	11

STD < 10	6
STD < 5	2

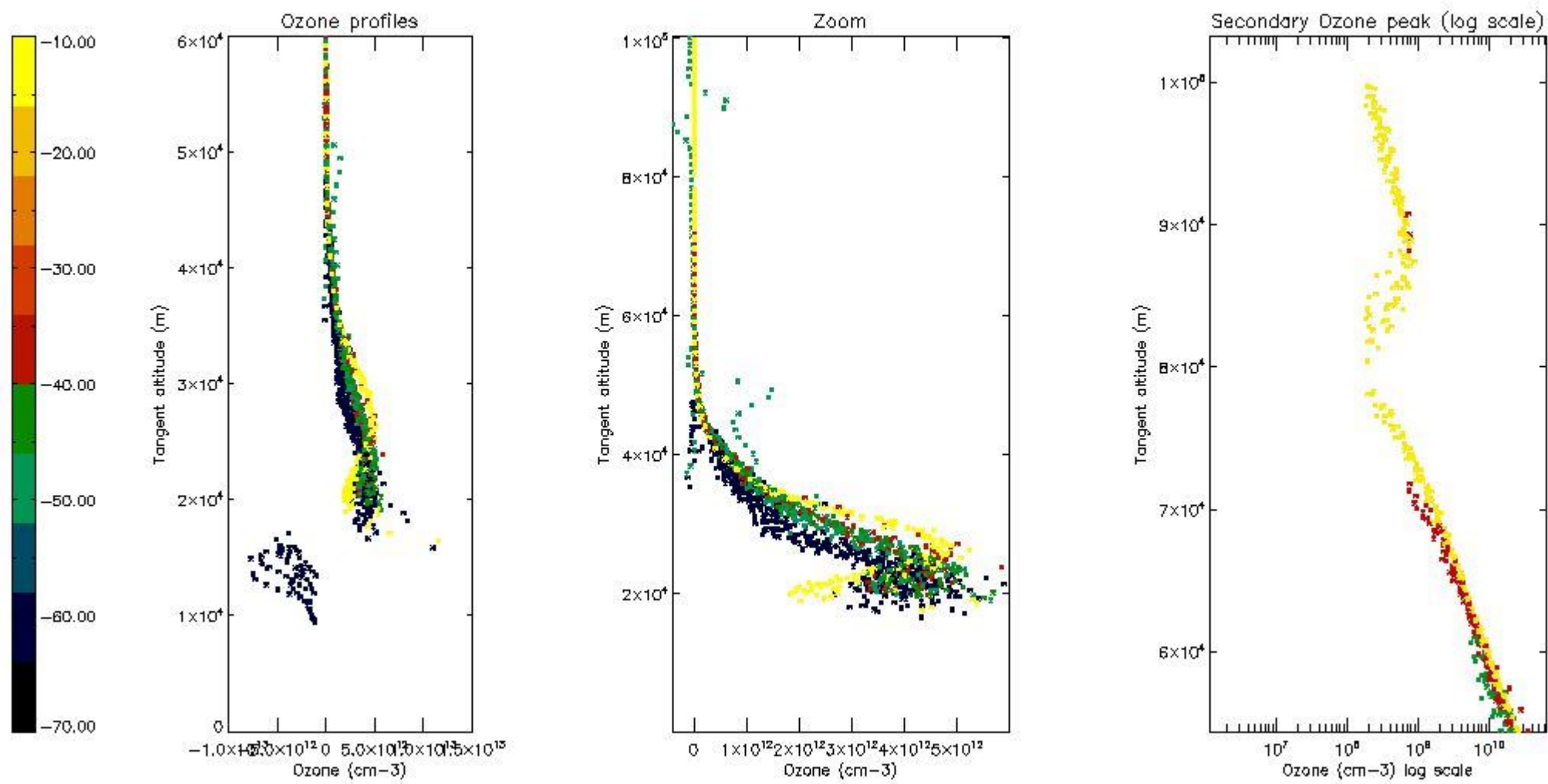
5.2 Plot ozone profiles for all STD (dark without errors)

The colorbar represents the latitude.



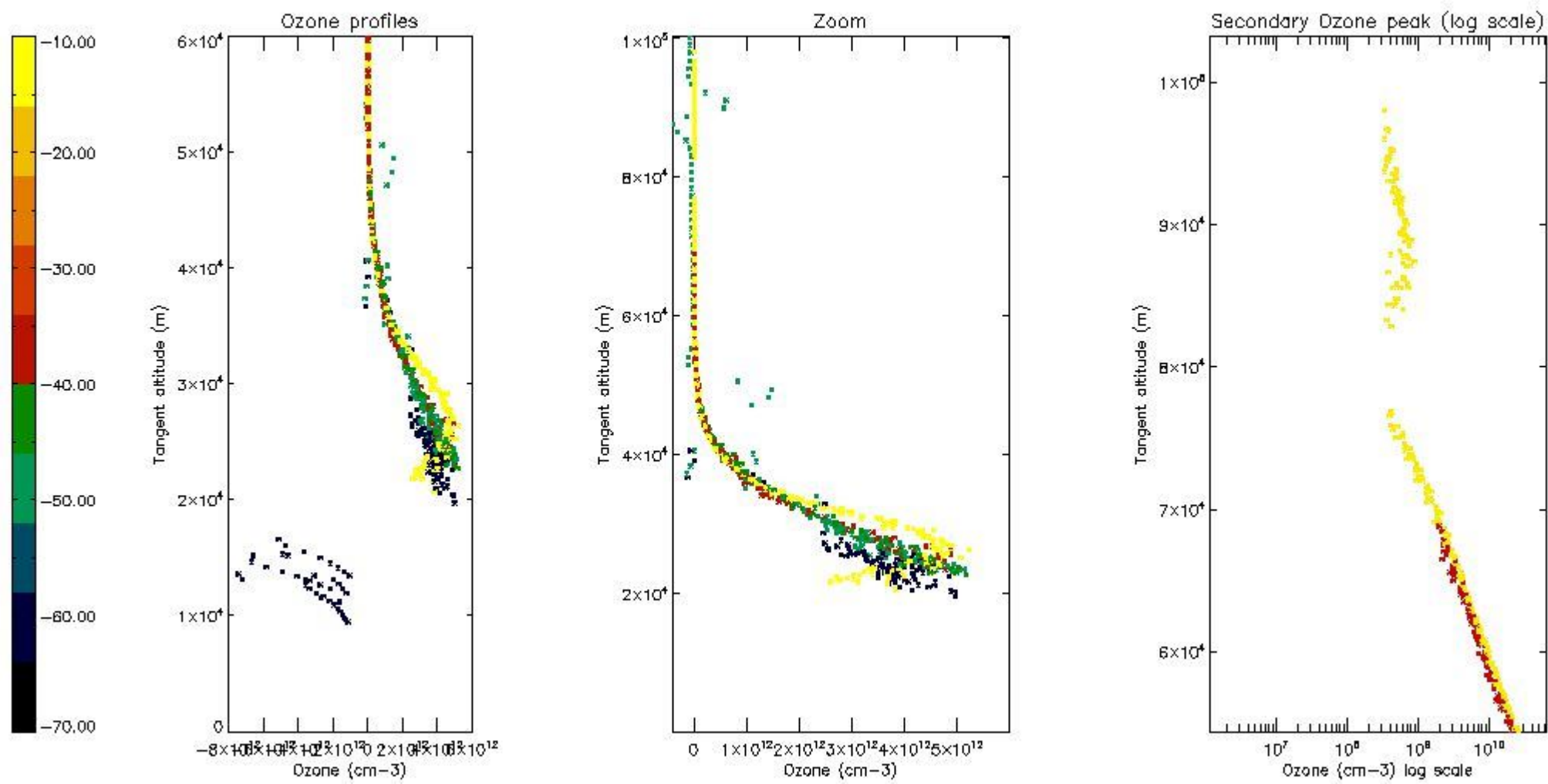
5.3 Plot ozone profiles where STD < 20% (dark without errors)

The colorbar represents the latitude.



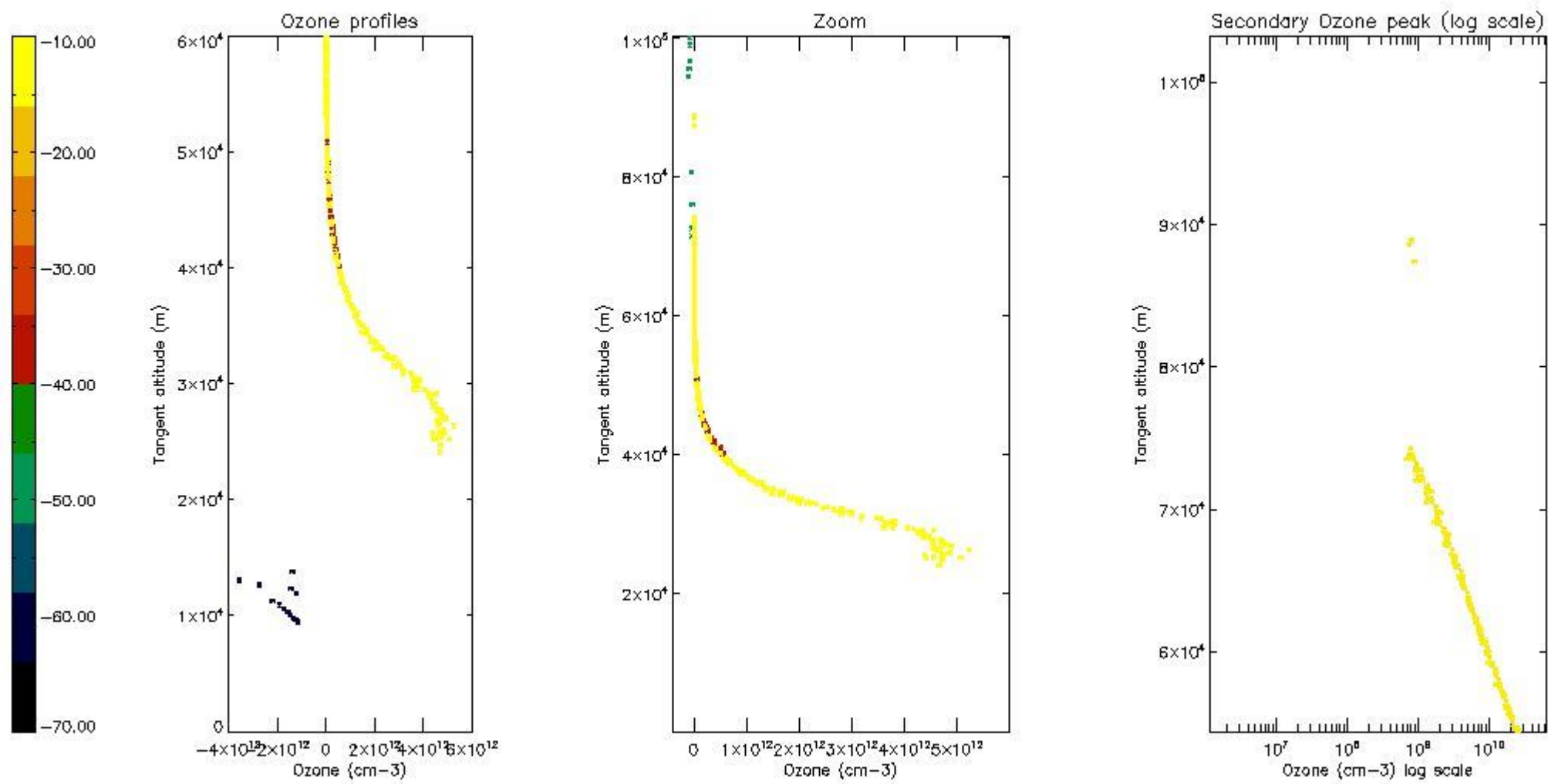
5.4 Plot ozone profiles where STD < 10% (dark without errors)

The colorbar represents the latitude.



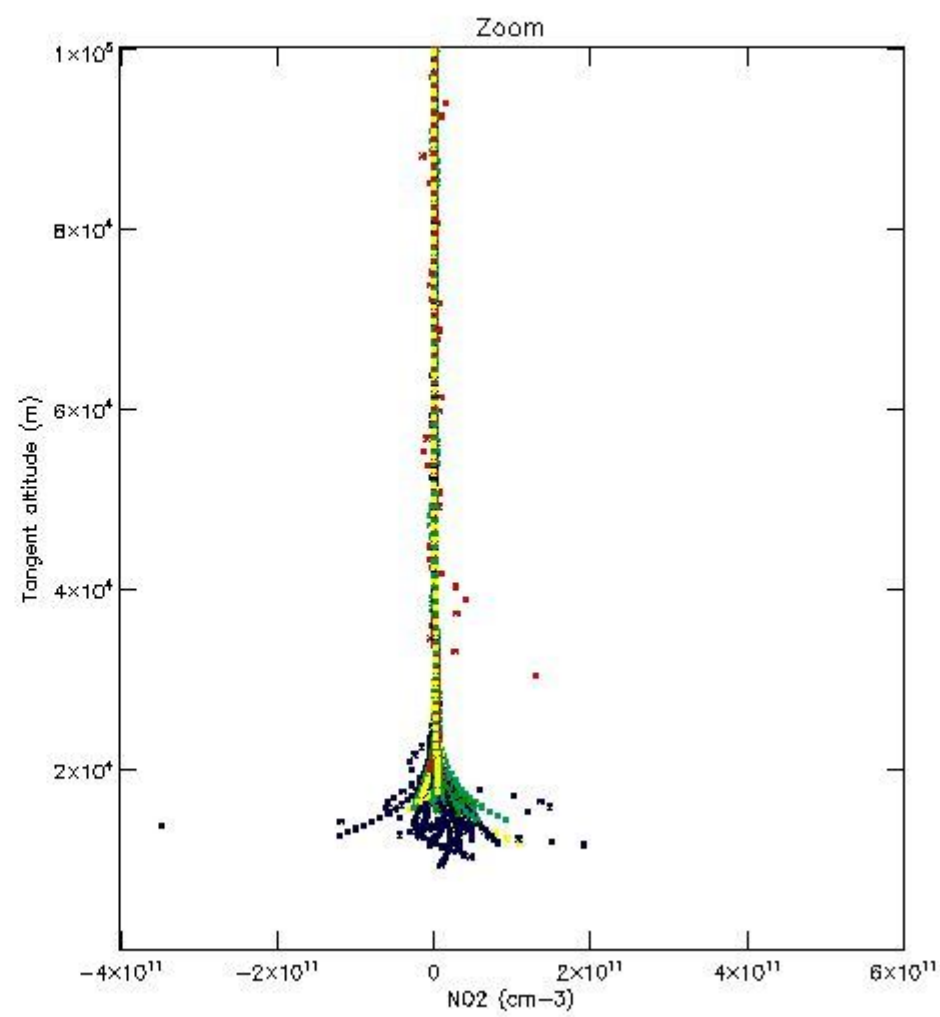
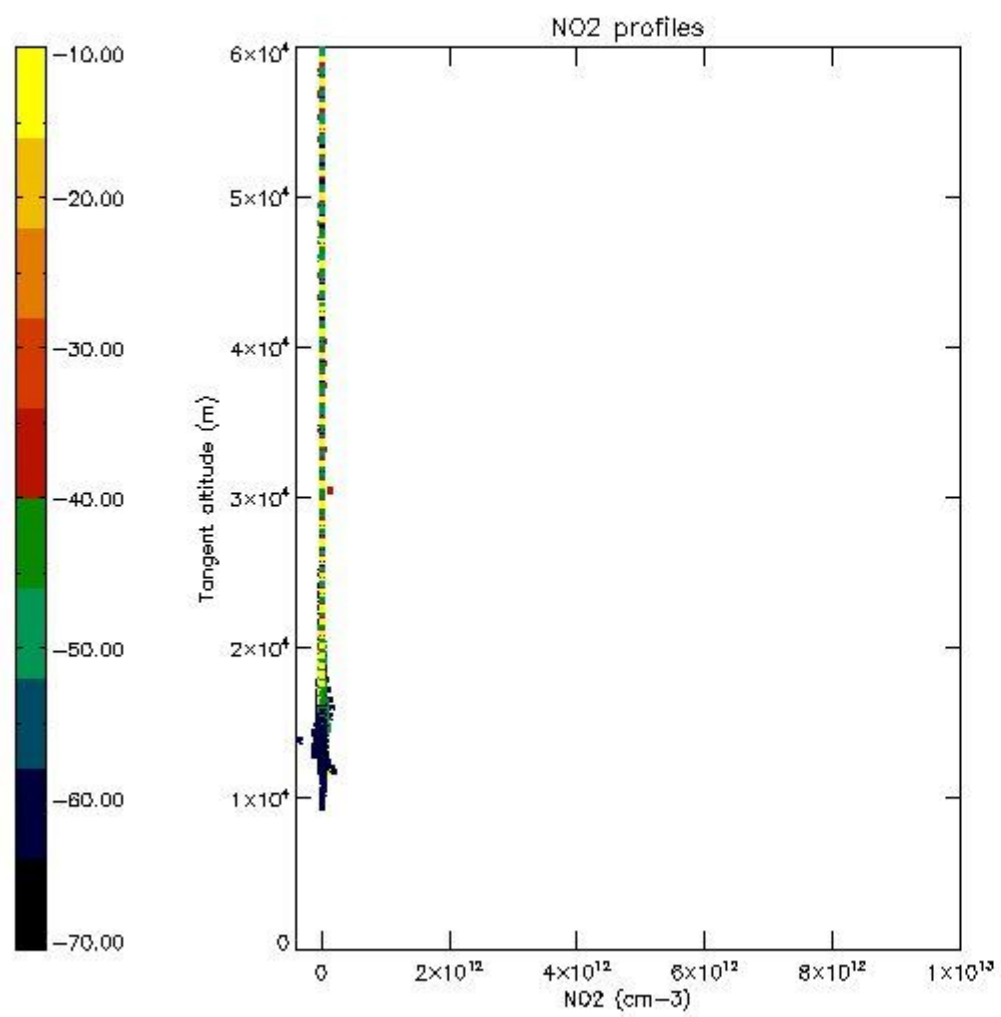
5.5 Plot ozone profiles where $STD < 5\%$ (dark without errors)

The colorbar represents the latitude.



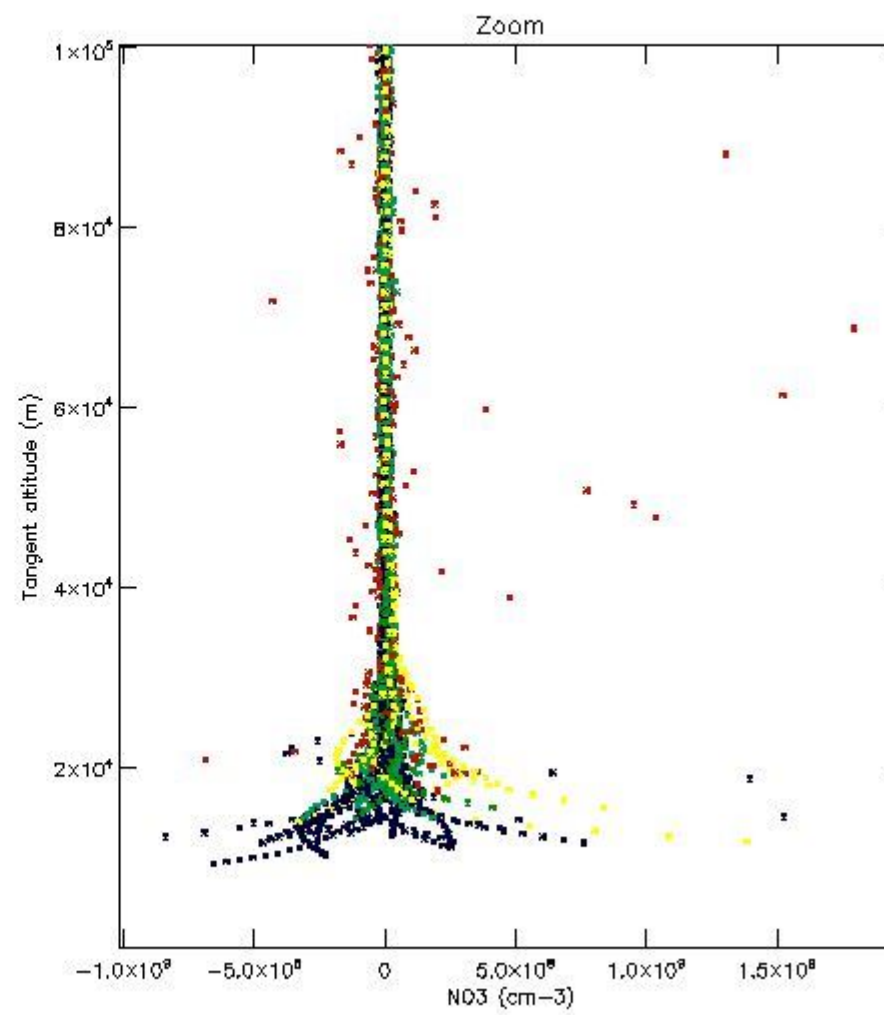
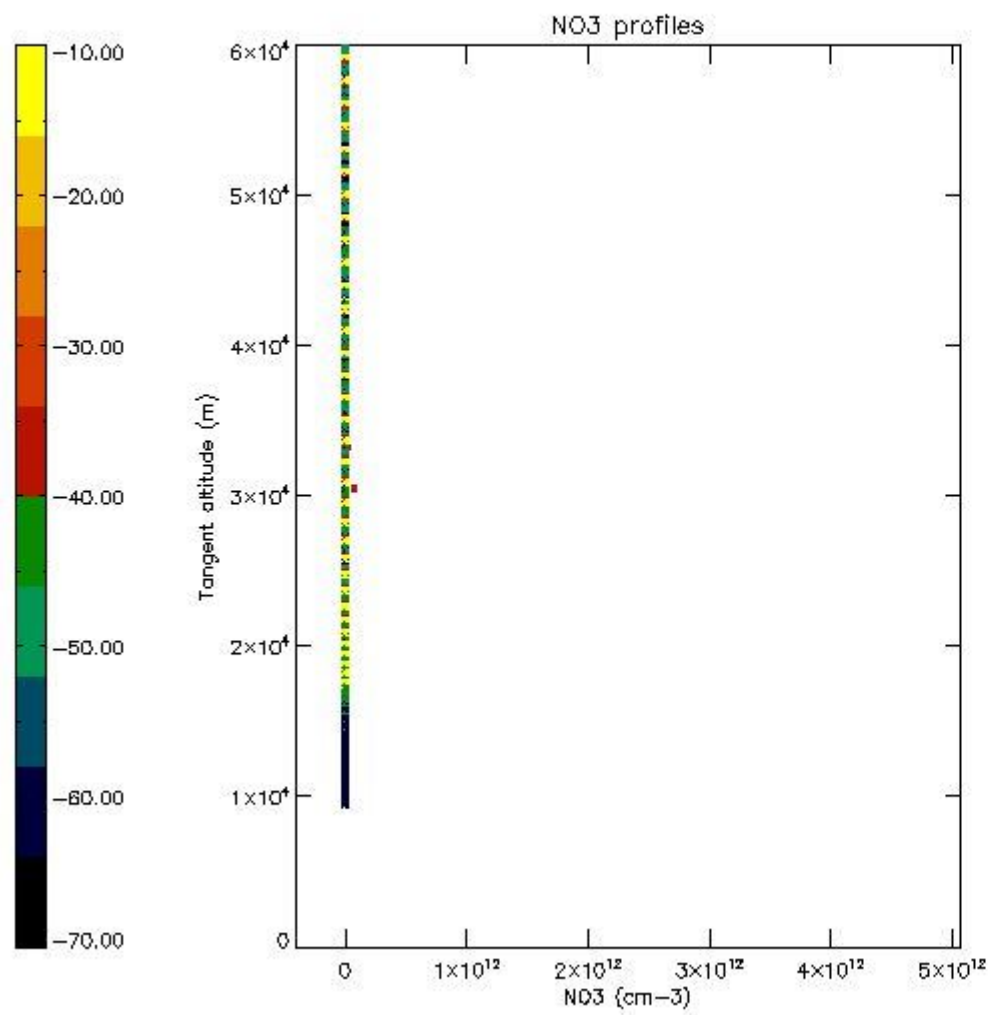
5.6 Plot NO₂ profiles for all STD (dark without errors)

The colorbar represents the latitude.



5.7 Plot NO3 profiles for all STD (dark without errors)

The colorbar represents the latitude.



6. Auxiliary Data Files used for the production reported in section 2

The number reported in the third column indicates since which file (see list in section 2) the corresponding auxiliary file has been used. The fourth column is the date of those product files.

Type	Auxiliary Filename	Used since product	Used since product date
INST_PHYS_CHARACTERISTICS	GOM_INS_AXVIEC20091111_143220_20030716_120000_20500101_000000	1	27-APR-2010 00:00:34
LEVEL-2_PROC_CONFIG	GOM_PR2_AXVIEC20091111_152718_20020301_000000_20500101_000000	1	27-APR-2010 00:00:34
CROSS_SECTIONS_FILE	GOM_CRS_AXVIEC20091111_154832_20020301_000000_20500101_000000	1	27-APR-2010 00:00:34

GOMOS Level 2 Daily Report

SUMMARY

[1. General Info](#)

[2. Summary of processed GOM_NL_2P products](#)

[3. Level 2 Quality information per product](#)

[3.1 Plot of level 2 quality information per product \(time dependant\)](#)

[3.2 Plot of level 2 quality information per product \(world map\)](#)

[4. Level 1 Quality information per product \(stored on level 2 products\)](#)

[4.1 Plot of level 1 quality information per product \(time dependant\)](#)

[4.1.1 Plot of level 1 quality information per product \(time dependant\): ASCENDING](#)

[4.1.2 Plot of level 1 quality information per product \(time dependant\): DESCENDING](#)

[4.2 Plot of level 1 quality information per product \(world map\)](#)

[4.2.1 Plot of level 1 quality information per product \(world map\): ASCENDING](#)

[4.2.2 Plot of level 1 quality information per product \(world map\): DESCENDING](#)

[5. Ozone profiles based on quality statistics and other trace gas profiles](#)

[5.1 Ozone statistics based on quality of products](#)

[5.2 Plot ozone profiles for all STD \(dark without errors\)](#)

[5.3 Plot ozone profiles where STD < 20% \(dark without errors\)](#)

[5.4. Plot ozone profiles where STD < 10% \(dark without errors\)](#)

[5.5. Plot ozone profiles where STD < 5% \(dark without errors\)](#)

[5.6 Plot NO2 profiles for all STD \(dark without errors\)](#)

[5.7 Plot NO3 profiles for all STD \(dark without errors\)](#)

[5.8 Plot H2O profiles \(only for occultations of stars 1,2,3,4,13,14,16,26,63 dark without errors\) for all STD](#)

[6. Auxiliary Data Files used for the production reported in section 2](#)

This report presents the daily analysis on parameters extracted from GOMOS level 2 data (GOM_NL__2P). It is intended to monitor some important parameters that will impact the quality of these products. A list of level 2 products (and content) that have arrived during the reporting day to the PCF is also given.

Item	Value
Time of report generation	29APR2013 10:08:36
Data source version	GOMOS/6.01
Start time of products	27-04-2010 (27APR2010 00:00:00)
Stop time of products	28-04-2010 (28APR2010 00:00:00)
Store outputs in DB	Yes
Nb of level 2 prods	219
Nb of prods with errors	0

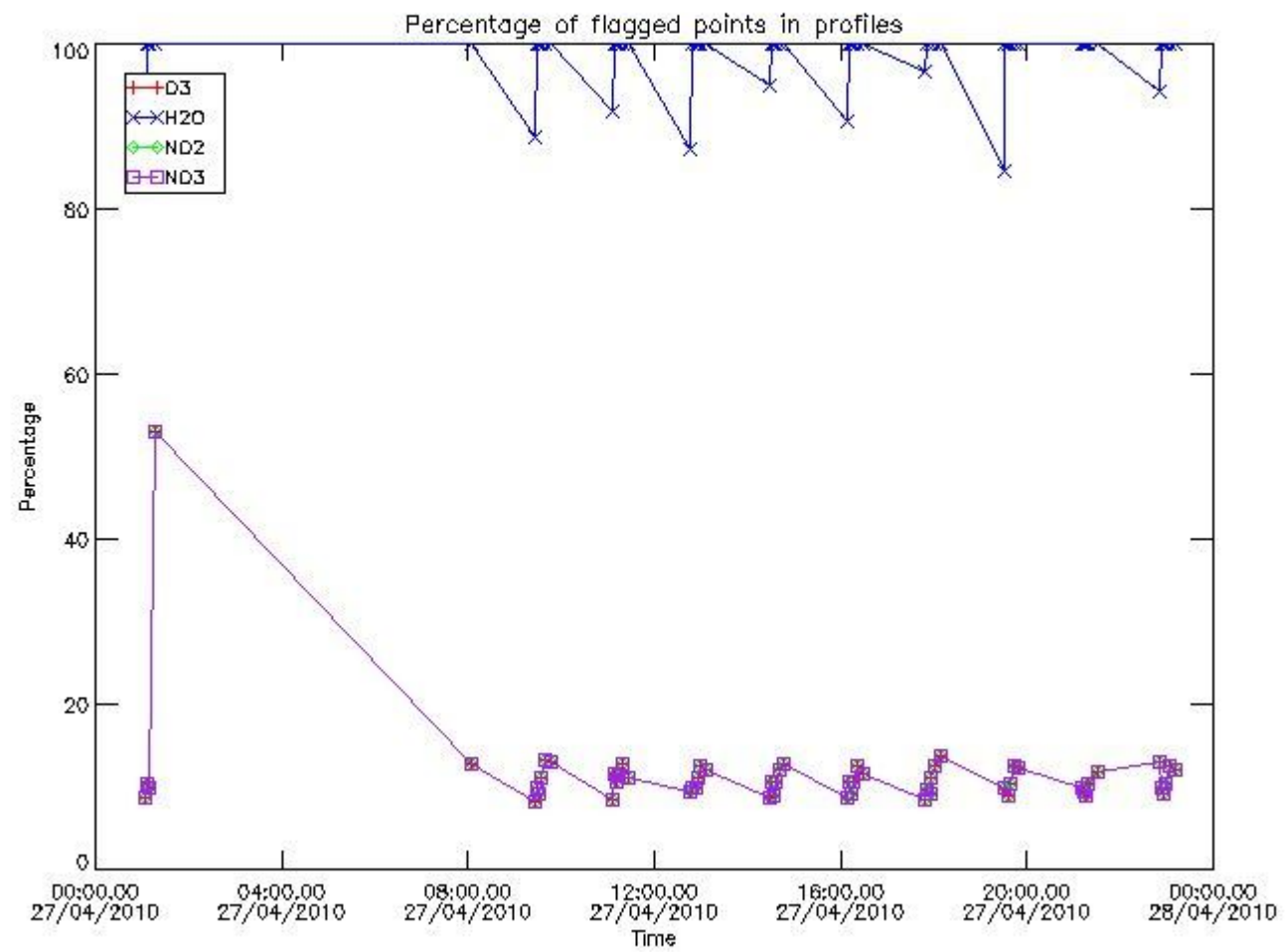
2. Summary of processed GOM_NL__2P products.

Nr	Filename	UTC Start time	Limb	Duration	Star Id	Star Name	Star Mag	Star Temp	Nb Meas	Orbit	Prod. error
1	GOM_NL__2PRFIN20100427_000034_000000462089_00002_42641_6462.N1	27-APR-2010 00:00:34	Straylight	45.500	54	5The Cen	2.0550	4500.0	91	42641	No
2	GOM_NL__2PRFIN20100427_000618_000000512089_00002_42641_6463.N1	27-APR-2010 00:06:18	Bright	51.000	122	9Alp2Lib	2.7470	9700.0	102	42641	No
3	GOM_NL__2PRFIN20100427_000820_000000412089_00002_42641_6464.N1	27-APR-2010 00:08:20	Bright	40.500	15	67Alp Vir	0.97600	28000.	81	42641	No
4	GOM_NL__2PRFIN20100427_001447_000000362089_00002_42641_6465.N1	27-APR-2010 00:14:47	Bright	36.000	138	47Eps Vir	2.8280	4700.0	72	42641	No
5	GOM_NL__2PRFIN20100427_001720_000000412089_00002_42641_6466.N1	27-APR-2010 00:17:20	Bright	41.000	111	8Eta Boo	2.6800	6000.0	82	42641	No
6	GOM_NL__2PRFIN20100427_002125_000000252089_00002_42641_6467.N1	27-APR-2010 00:21:25	Twilight	25.000	83		2.3780	11000.	50	42641	No
7	GOM_NL__2PRFIN20100427_002237_000000362089_00002_42641_6468.N1	27-APR-2010 00:22:37	Bright	36.000	152	12Alp2CVn	2.8900	11000.	72	42641	No
8	GOM_NL__2PRFIN20100427_002421_000000422089_00002_42641_6469.N1	27-APR-2010 00:24:21	Bright	41.500	180	27Gam Boo	3.0400	8000.0	83	42641	No
9	GOM_NL__2PRFIN20100427_002621_000000372089_00002_42641_6470.N1	27-APR-2010 00:26:21	Bright	37.000	39	85Eta UMa	1.8540	24000.	74	42641	No
10	GOM_NL__2PRFIN20100427_003346_000000412089_00002_42641_6471.N1	27-APR-2010 00:33:46	Bright	40.500	60	7Bet UMi	2.0810	3950.0	81	42641	No
11	GOM_NL__2PRFIN20100427_004359_000000422089_00002_42641_6472.N1	27-APR-2010 00:43:59	Bright	41.500	89	5Alp Cep	2.4510	8000.0	83	42641	No
12	GOM_NL__2PRFIN20100427_005453_000000412089_00002_42641_6473.N1	27-APR-2010 00:54:53	Bright	41.000	164	44Eta Peg	2.9480	5400.0	82	42641	No
13	GOM_NL__2PRFIN20100427_005911_000000412089_00002_42641_6474.N1	27-APR-2010 00:59:11	Twilight	41.000	90	54Alp Peg	2.4870	11000.	82	42641	No
14	GOM_NL__2PRFIN20100427_010302_000000582089_00002_42641_6475.N1	27-APR-2010 01:03:02	Dark	58.000	61	8Eps Peg	2.1000	3900.0	116	42641	No
15	GOM_NL__2PRFIN20100427_010529_000000502089_00002_42641_6476.N1	27-APR-2010 01:05:29	Dark	49.500	162	34Alp Aqr	2.9440	5350.0	99	42641	No
16	GOM_NL__2PRFIN20100427_010850_000000522089_00002_42641_6477.N1	27-APR-2010 01:08:50	Dark	51.500	154	22Bet Aqr	2.8990	5700.0	103	42641	No
17	GOM_NL__2PRFIN20100427_011550_000000352089_00002_42641_6478.N1	27-APR-2010 01:15:50	Dark	35.000	172	Gam Gru	3.0030	13100.	70	42641	No
18	GOM_NL__2PRFIN20100427_080520_000000402089_00007_42646_6518.N1	27-APR-2010 08:05:20	Dark	40.000	45	Alp Pav	1.9400	26000.	80	42646	No
19	GOM_NL__2PRFIN20100427_081255_000000432089_00007_42646_6519.N1	27-APR-2010 08:12:55	Straylight	43.000	141	Bet Ara	2.8400	4600.0	86	42646	No
20	GOM_NL__2PRFIN20100427_081431_000000612089_00007_42646_6520.N1	27-APR-2010 08:14:31	Straylight	61.000	40	The Sco	1.8590	7100.0	122	42646	No
21	GOM_NL__2PRFIN20100427_081954_000000432089_00007_42646_6521.N1	27-APR-2010 08:19:54	Straylight	42.500	78	Alp Lup	2.3040	28000.	85	42646	No
22	GOM_NL__2PRFIN20100427_082127_000000422089_00007_42646_6522.N1	27-APR-2010 08:21:27	Straylight	41.500	81	Eta Cen	2.3560	28000.	83	42646	No
23	GOM_NL__2PRFIN20100427_082336_000000472089_00007_42646_6523.N1	27-APR-2010 08:23:36	Straylight	46.500	54	5The Cen	2.0550	4500.0	93	42646	No
24	GOM_NL__2PRFIN20100427_082919_000000462089_00007_42646_6524.N1	27-APR-2010 08:29:19	Bright	45.500	122	9Alp2Lib	2.7470	9700.0	91	42646	No
25	GOM_NL__2PRFIN20100427_083120_000000392089_00007_42646_6525.N1	27-APR-2010 08:31:20	Bright	38.500	15	67Alp Vir	0.97600	28000.	77	42646	No
26	GOM_NL__2PRFIN20100427_084019_000000412089_00007_42646_6526.N1	27-APR-2010 08:40:19	Bright	40.500	111	8Eta Boo	2.6800	6000.0	81	42646	No
27	GOM_NL__2PRFIN20100427_084536_000000362089_00007_42646_6527.N1	27-APR-2010 08:45:36	Bright	36.000	152	12Alp2CVn	2.8900	11000.	72	42646	No
28	GOM_NL__2PRFIN20100427_084719_000000442089_00007_42646_6528.N1	27-APR-2010 08:47:19	Bright	43.500	180	27Gam Boo	3.0400	8000.0	87	42646	No
29	GOM_NL__2PRFIN20100427_084920_000000412089_00007_42646_6529.N1	27-APR-2010 08:49:20	Bright	40.500	39	85Eta UMa	1.8540	24000.	81	42646	No
30	GOM_NL__2PRFIN20100427_085646_000000382089_00007_42646_6530.N1	27-APR-2010 08:56:46	Bright	37.500	60	7Bet UMi	2.0810	3950.0	75	42646	No
31	GOM_NL__2PRFIN20100427_090659_000000412089_00007_42646_6531.N1	27-APR-2010 09:06:59	Bright	40.500	89	5Alp Cep	2.4510	8000.0	81	42646	No
32	GOM_NL__2PRFIN20100427_091755_000000412089_00007_42646_6532.N1	27-APR-2010 09:17:55	Bright	40.500	164	44Eta Peg	2.9480	5400.0	81	42646	No
33	GOM_NL__2PRFIN20100427_092212_000000432089_00007_42646_6533.N1	27-APR-2010 09:22:12	Twilight	43.000	90	54Alp Peg	2.4870	11000.	86	42646	No
34	GOM_NL__2PRFIN20100427_092606_000000632089_00007_42646_6534.N1	27-APR-2010 09:26:06	Dark	62.500	61	8Eps Peg	2.1000	3900.0	125	42646	No
35	GOM_NL__2PRFIN20100427_092833_000000522089_00007_42646_6535.N1	27-APR-2010 09:28:33	Dark	51.500	162	34Alp Aqr	2.9440	5350.0	103	42646	No
36	GOM_NL__2PRFIN20100427_093155_000000562089_00007_42646_6536.N1	27-APR-2010 09:31:55	Dark	56.000	154	22Bet Aqr	2.8990	5700.0	112	42646	No
37	GOM_NL__2PRFIN20100427_093402_000000462089_00007_42646_6537.N1	27-APR-2010 09:34:02	Dark	45.500	142	49Del Cap	2.8500	8900.0	91	42646	No
38	GOM_NL__2PRFIN20100427_093853_000000392089_00007_42646_6538.N1	27-APR-2010 09:38:53	Dark	38.500	172	Gam Gru	3.0030	13100.	77	42646	No
39	GOM_NL__2PRFIN20100427_094557_000000402089_00008_42647_6528.N1	27-APR-2010 09:45:57	Dark	39.500	45	Alp Pav	1.9400	26000.	79	42647	No
40	GOM_NL__2PRFIN20100427_095332_000000462089_00008_42647_6529.N1	27-APR-2010 09:53:32	Straylight	45.500	141	Bet Ara	2.8400	4600.0	91	42647	No
41	GOM_NL__2PRFIN20100427_095508_000000492089_00008_42647_6530.N1	27-APR-2010 09:55:08	Straylight	49.000	40	The Sco	1.8590	7100.0	98	42647	No
42	GOM_NL__2PRFIN20100427_100030_000000392089_00008_42647_6531.N1	27-APR-2010 10:00:30	Straylight	39.000	78	Alp Lup	2.3040	28000.	78	42647	No

3. Quality information per product

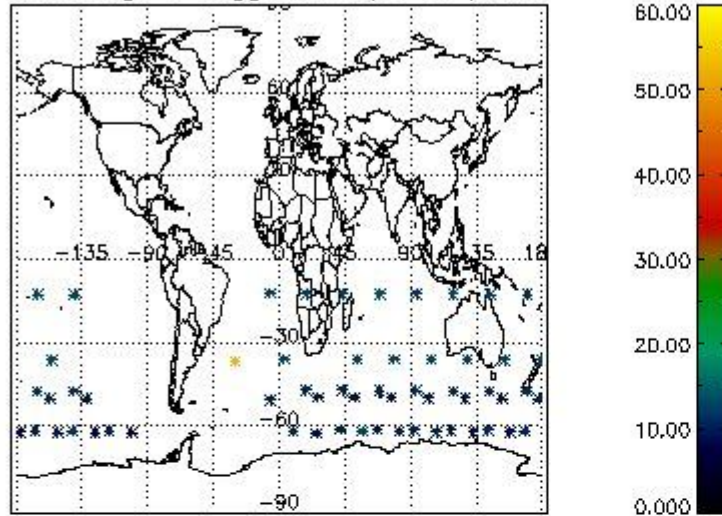
In this section it is plotted some information contained in the Quality Summary data set of the level 2 products. Only products in dark limb conditions and without errors (error flag in the MPH set to "0") are used.

3.1 Plot quality information per product (time dependant)

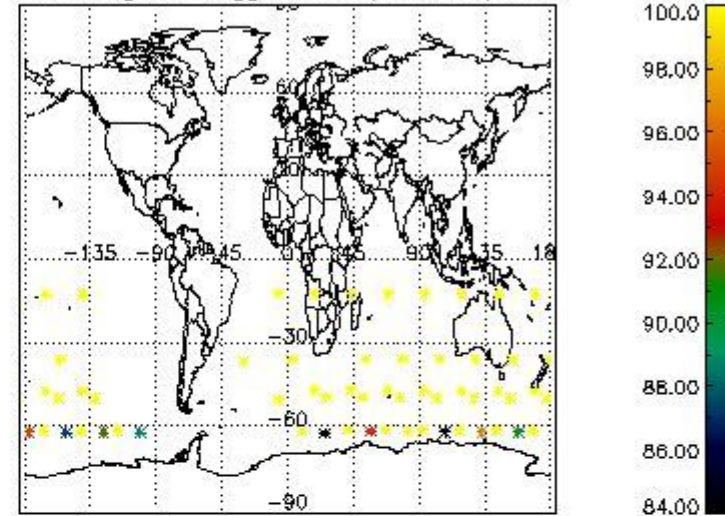


3.2 Plot quality information per product (world map)

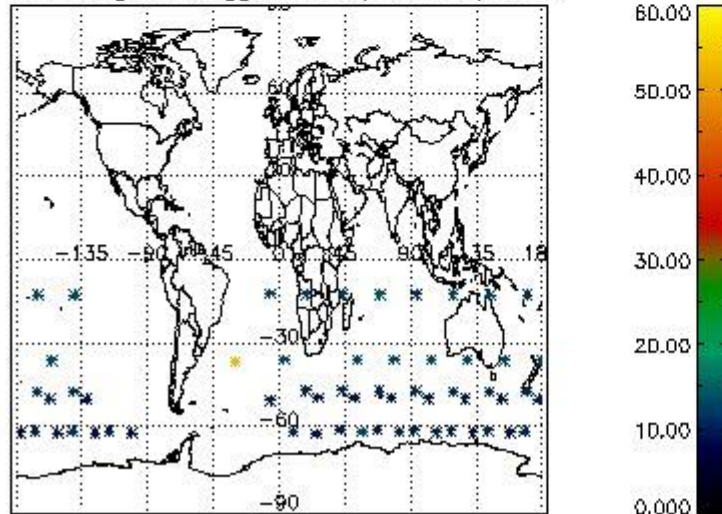
Percentage of flagged data per O3 profile



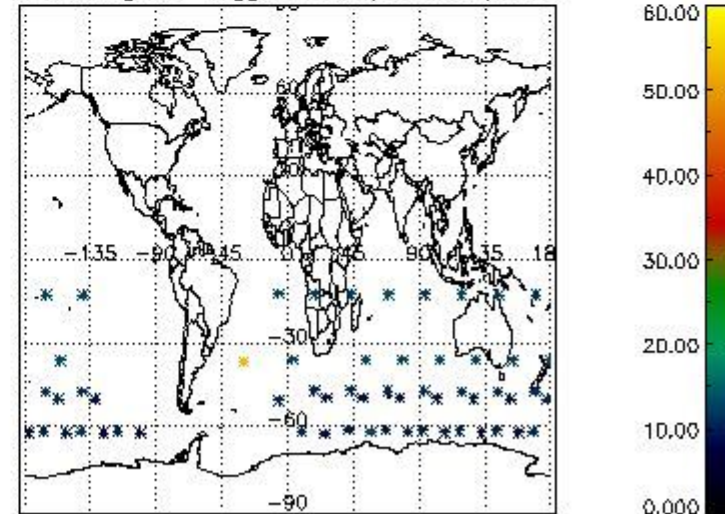
Percentage of flagged data per H2O profile



Percentage of flagged data per NO2 profile



Percentage of flagged data per NO3 profile

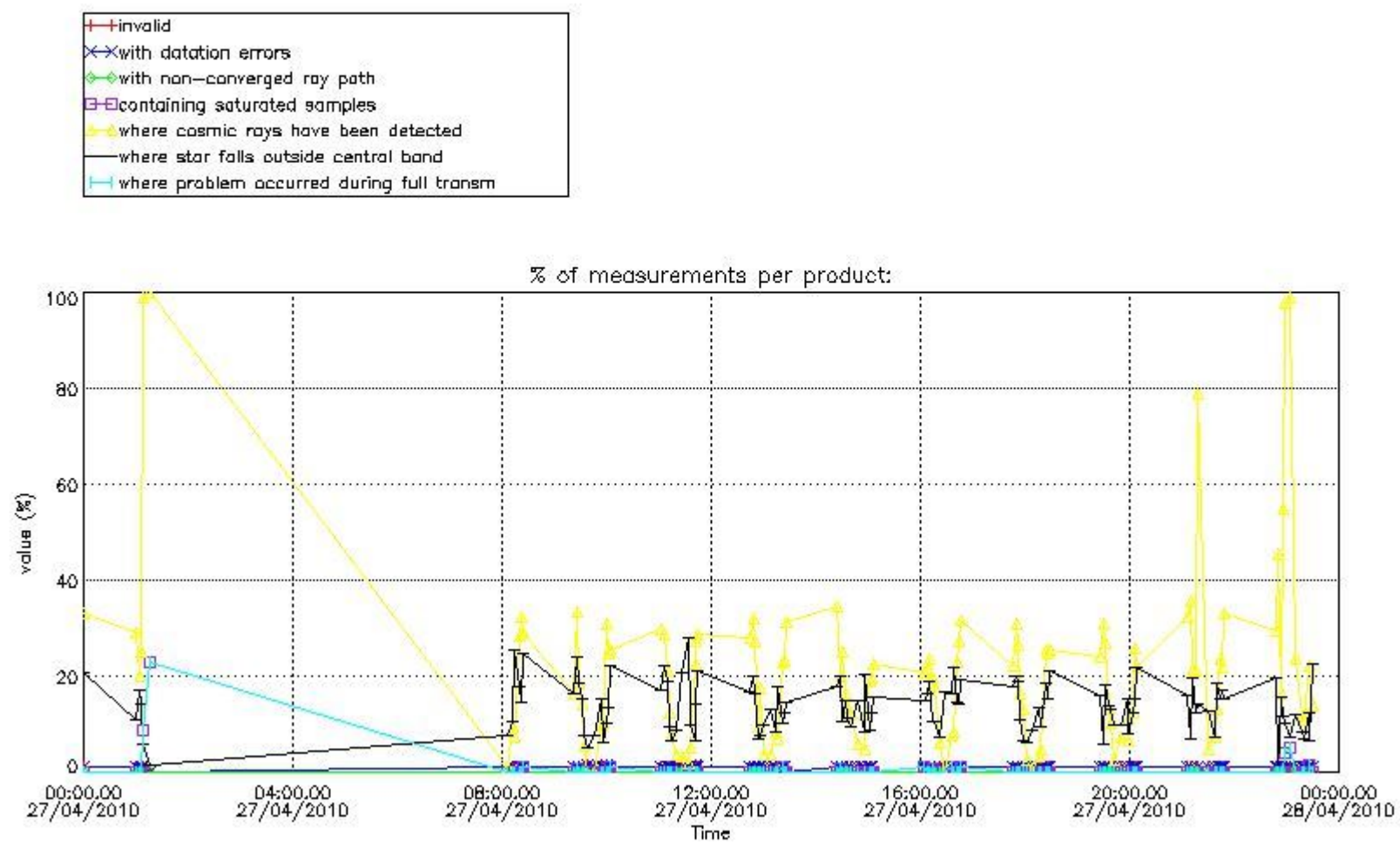


4. Level 1 quality information per product

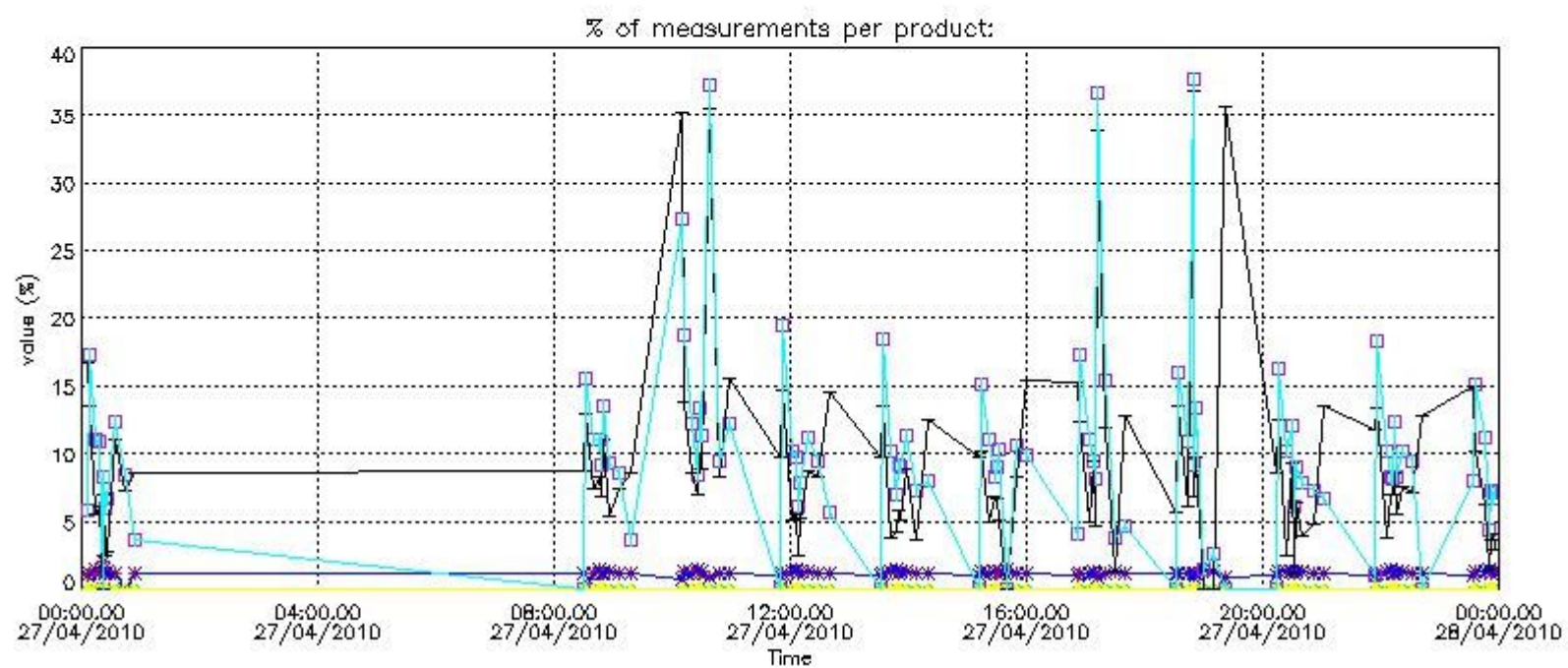
In this section it is plotted some information contained in the Quality Summary data set of the level 2 products that comes from the level 1b processing. Products without errors (error flag in the MPH set to "0") are used.

4.1 Plot quality information per product (time dependant) coming from level 1b processing

4.1.1 Plot level 1 quality information per product (time dependant): ENVISAT ASCENDING passes



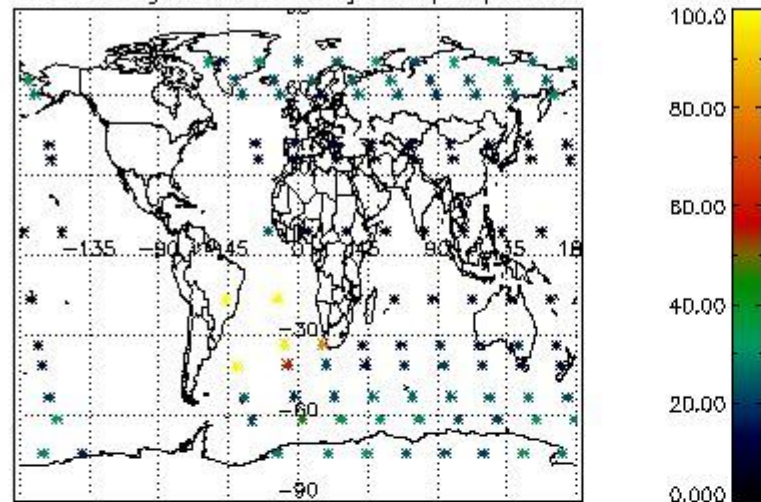
4.1.2 Plot level 1 quality information per product (time dependant): ENVI SAT DESCENDING passes



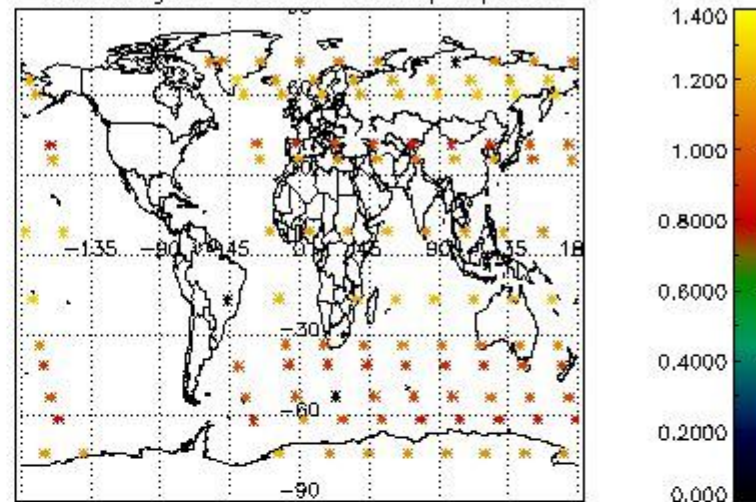
4.2 Plot quality information per product coming from level 1b processing (world map)

4.2.1 Plot level 1 quality information per product (world map): ENVISAT ASCENDING passes

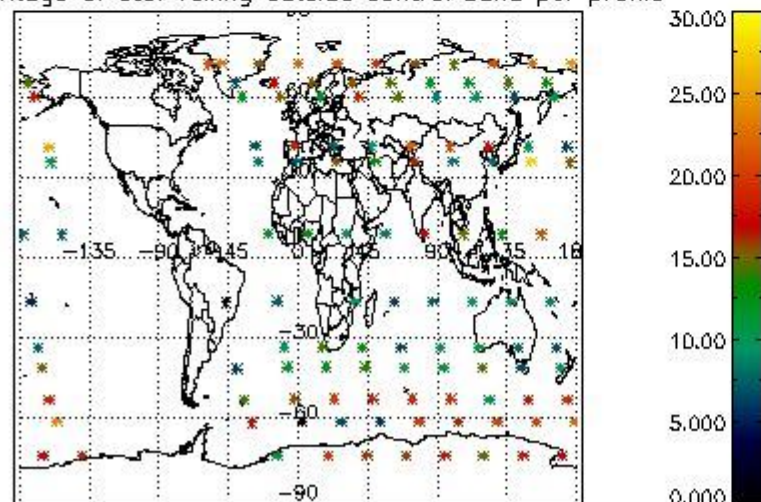
Percentage of cosmic ray hits per profile



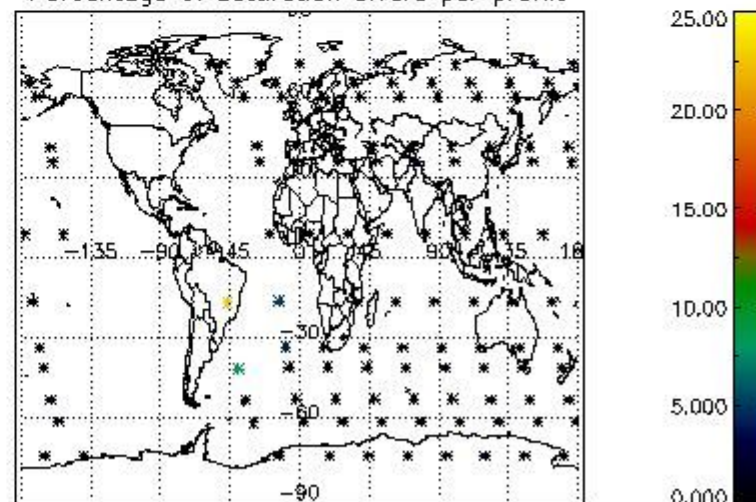
Percentage of datation errors per profile



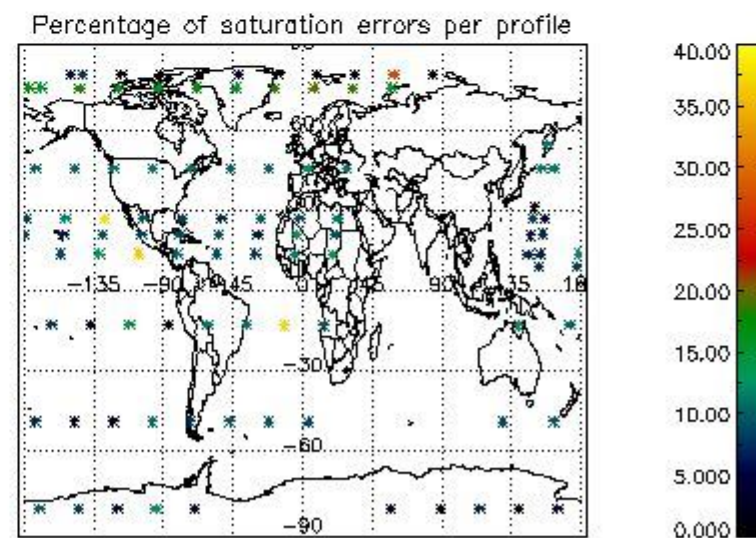
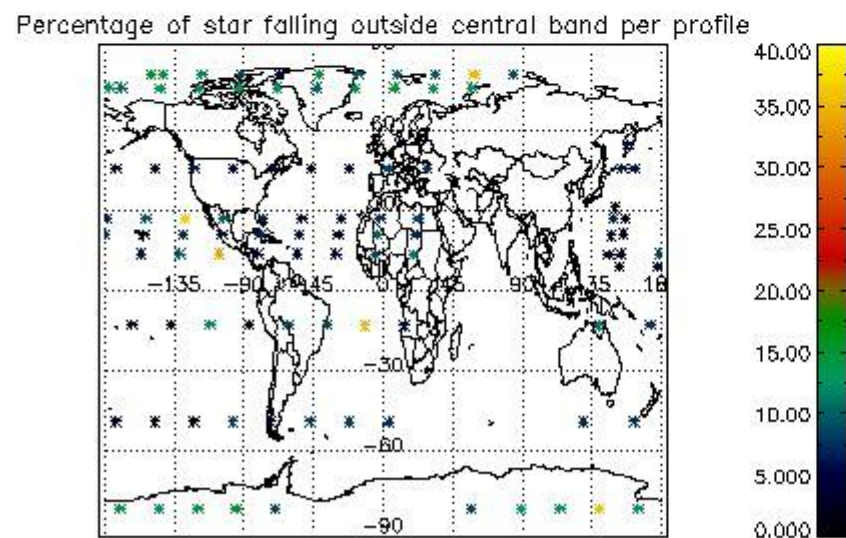
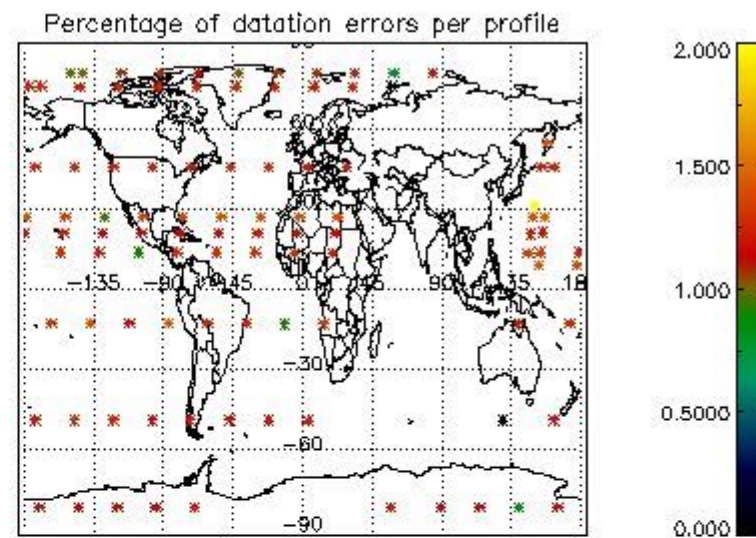
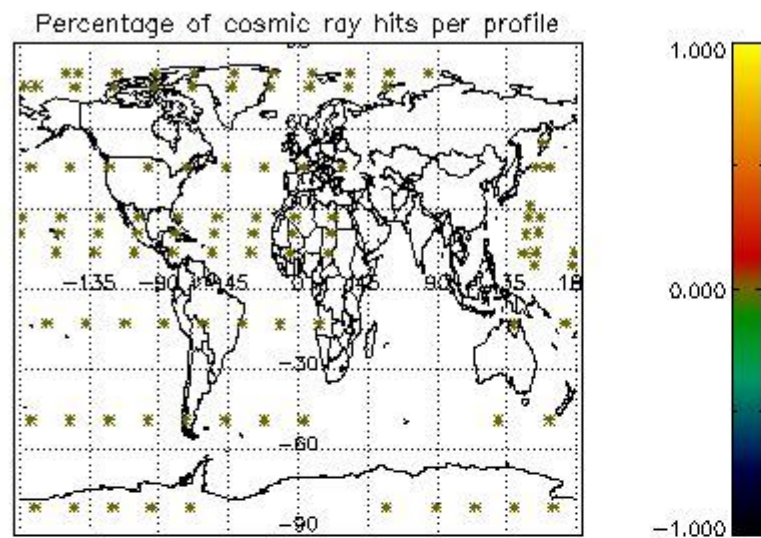
Percentage of star falling outside central band per profile



Percentage of saturation errors per profile



4.2.2 Plot level 1 quality information per product (world map): ENVISAT DESCENDING passes



5. Trace gas profiles

5.1 Ozone statistics based on quality of products

The final quality of the products can be "measured" using the STD (Standard Deviation) attached to every point profile. This information is written to the parameter GOM_NL__2P/NL_LOCAL_SPECIES_DENSITY/o3_std of the level 2 products. The table below shows the statistics for given STD ranges.

The statistics are given with respect to the overall valid production:

- Products without fatal errors: GOM_NL__2P/MPH/PRODUCT_ERR=0
- Valid point profile: GOM_NL__2P/NL_LOCAL_SPECIES_DENSITY/pcd(0)=0

The 'Criteria' is applied to valid points of dark limb products:

- Products in dark limb illumination condition: GOM_NL__2P/NL_SUMMARY_QUALITY/obs_ill_cond=0
- Products without fatal errors: GOM_NL__2P/MPH/PRODUCT_ERR=0
- Valid point profile: GOM_NL__2P/NL_LOCAL_SPECIES_DENSITY/pcd(0)=0

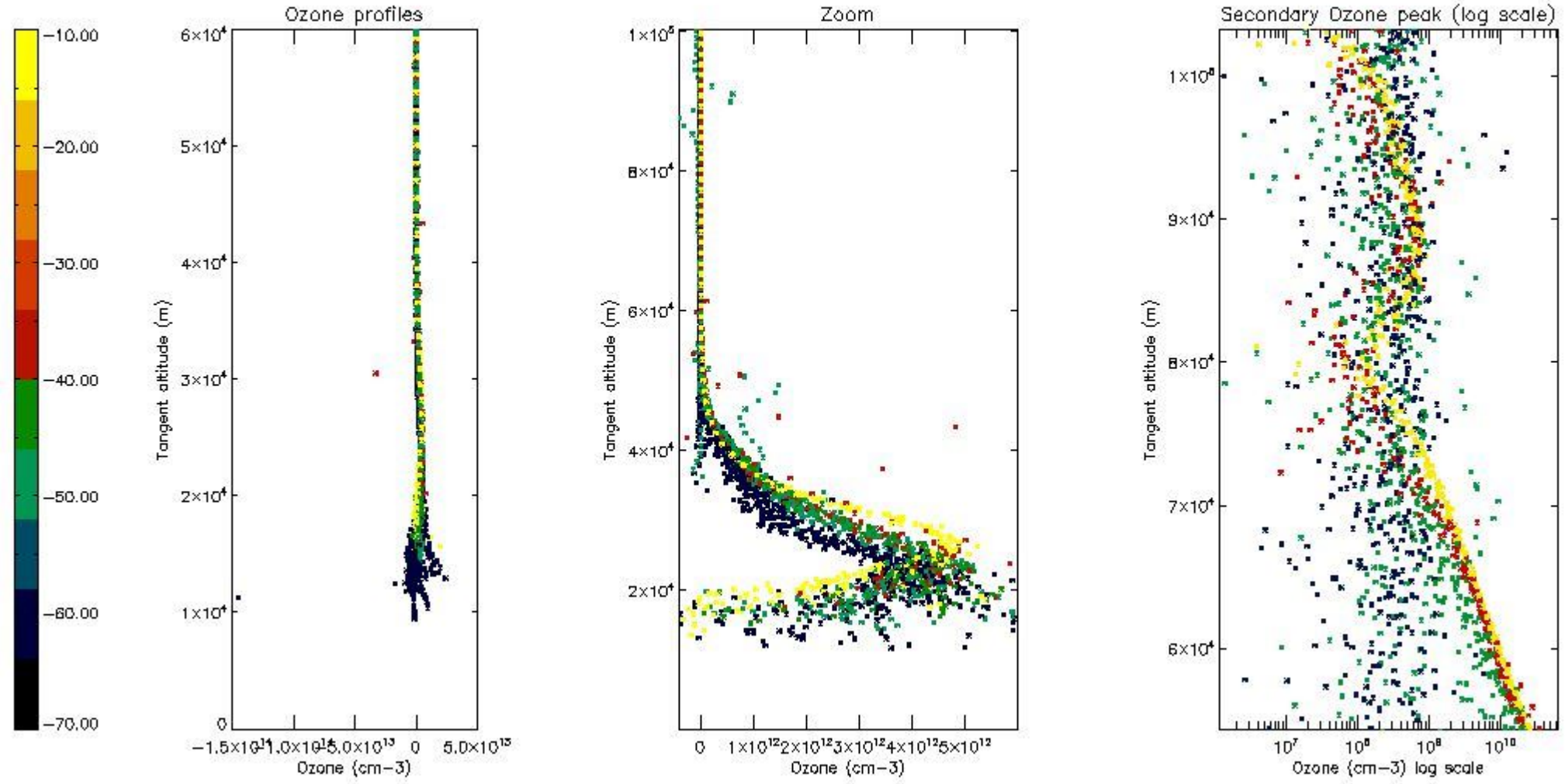
So, the table below shows the percentage of dark limb and valid observations for each criteria with respect to the overall valid daily observations.

Criteria	% of total production
All STD	30
STD < 20	11

STD < 10	6
STD < 5	2

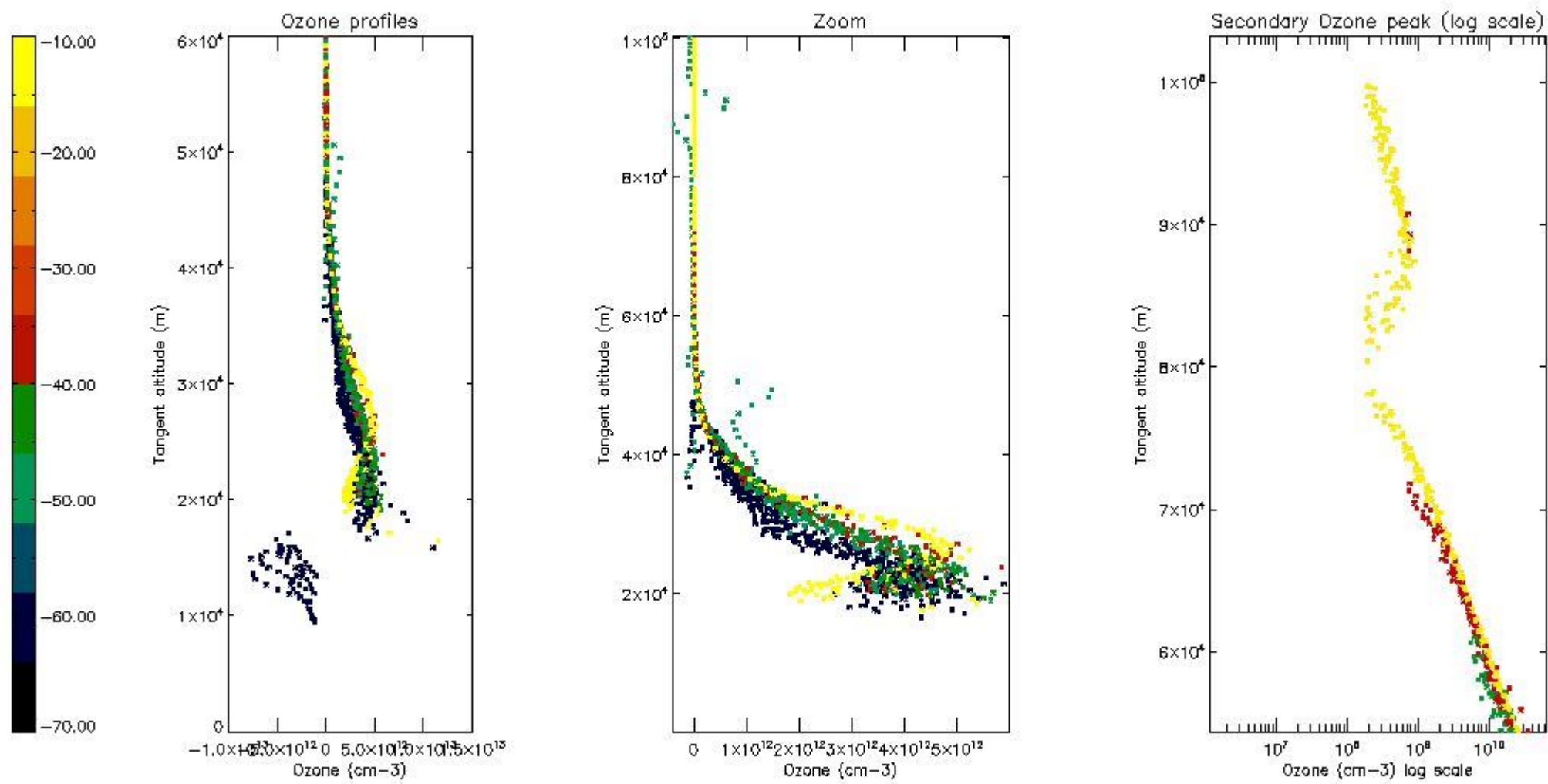
5.2 Plot ozone profiles for all STD (dark without errors)

The colorbar represents the latitude.



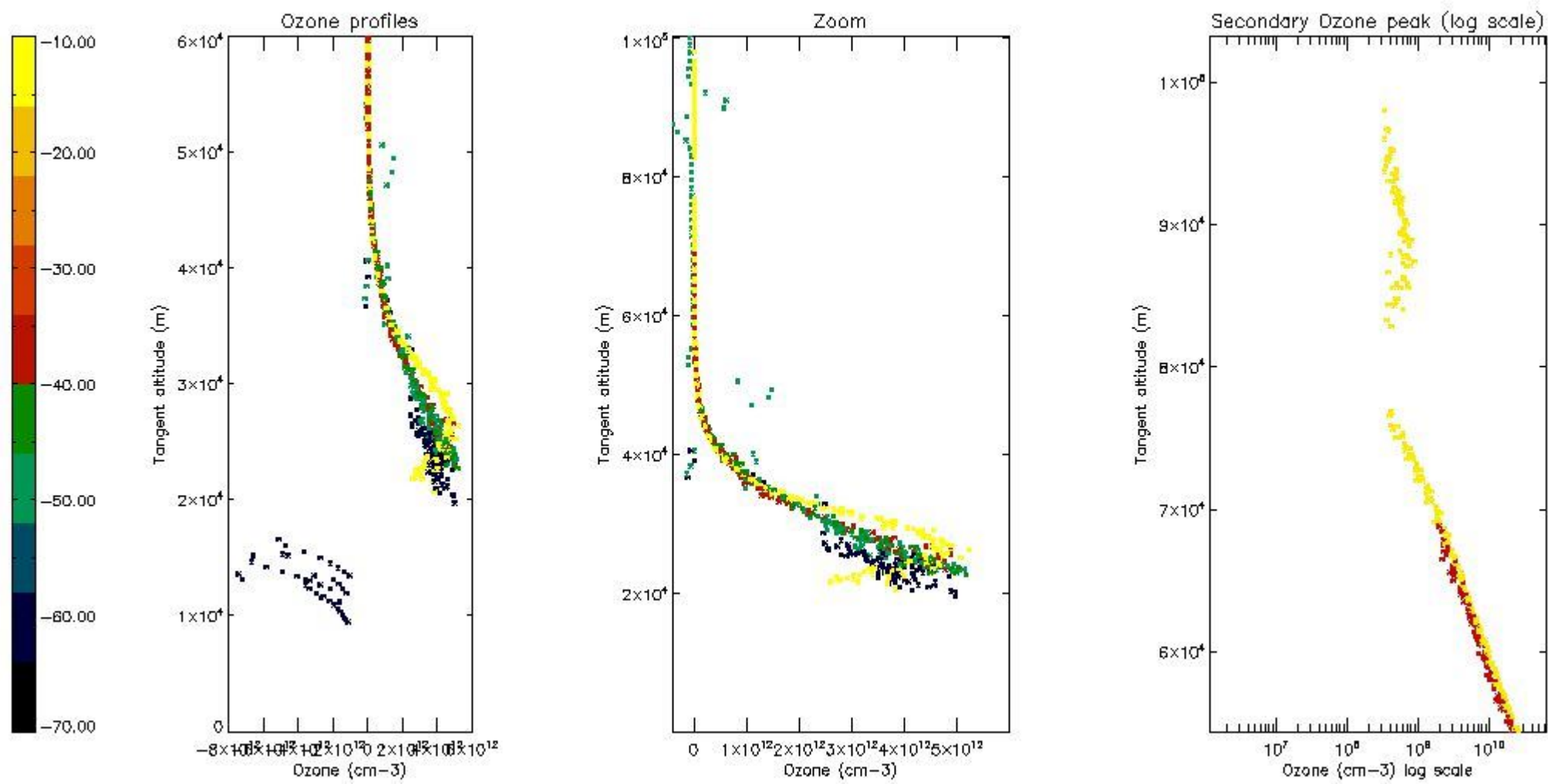
5.3 Plot ozone profiles where STD < 20% (dark without errors)

The colorbar represents the latitude.



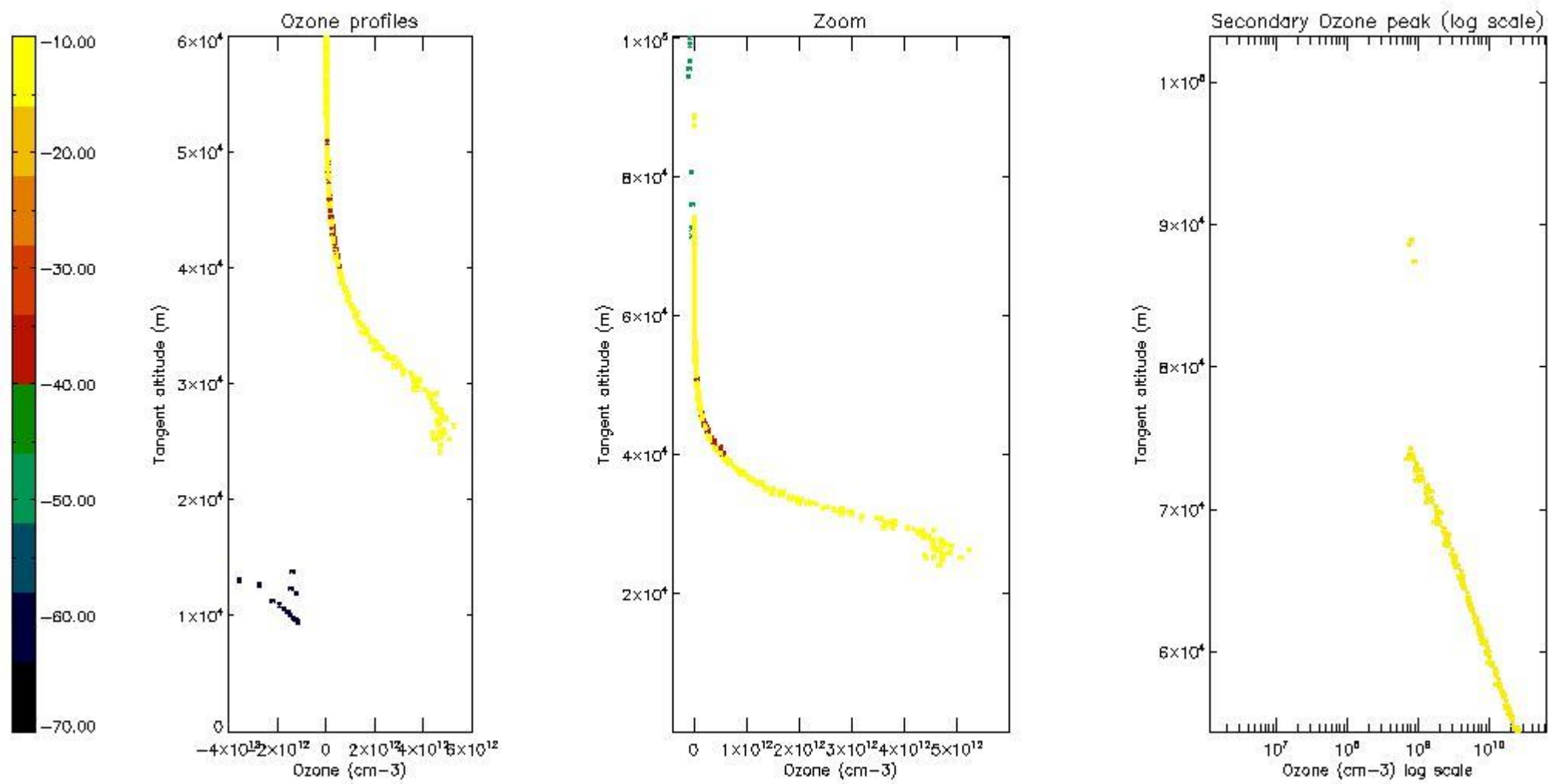
5.4 Plot ozone profiles where STD < 10% (dark without errors)

The colorbar represents the latitude.



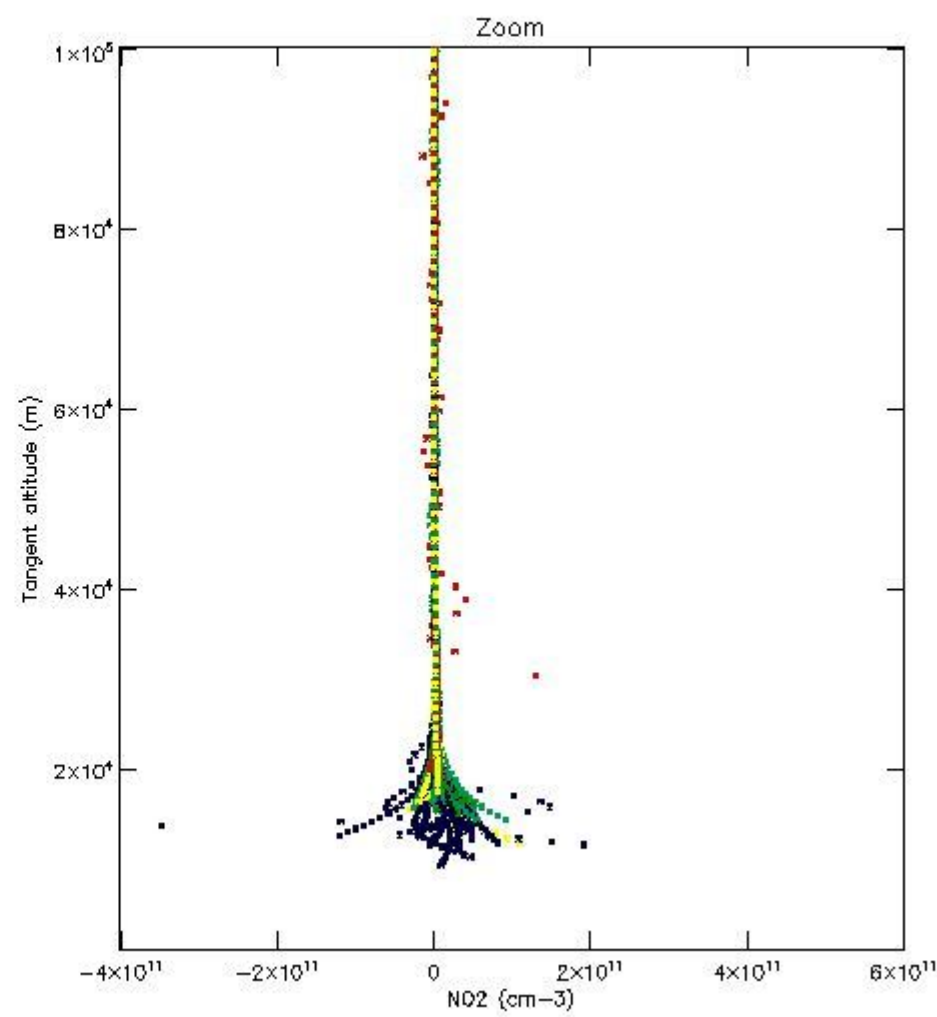
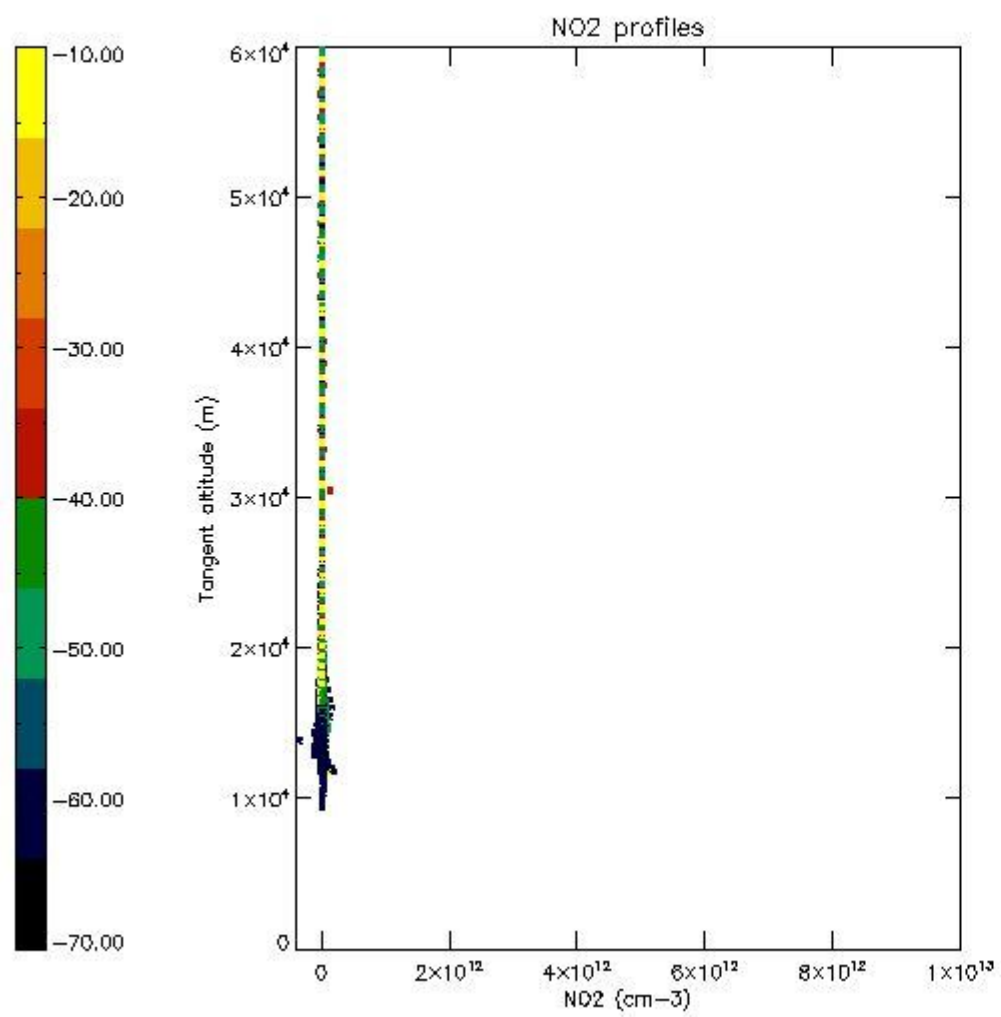
5.5 Plot ozone profiles where STD < 5% (dark without errors)

The colorbar represents the latitude.



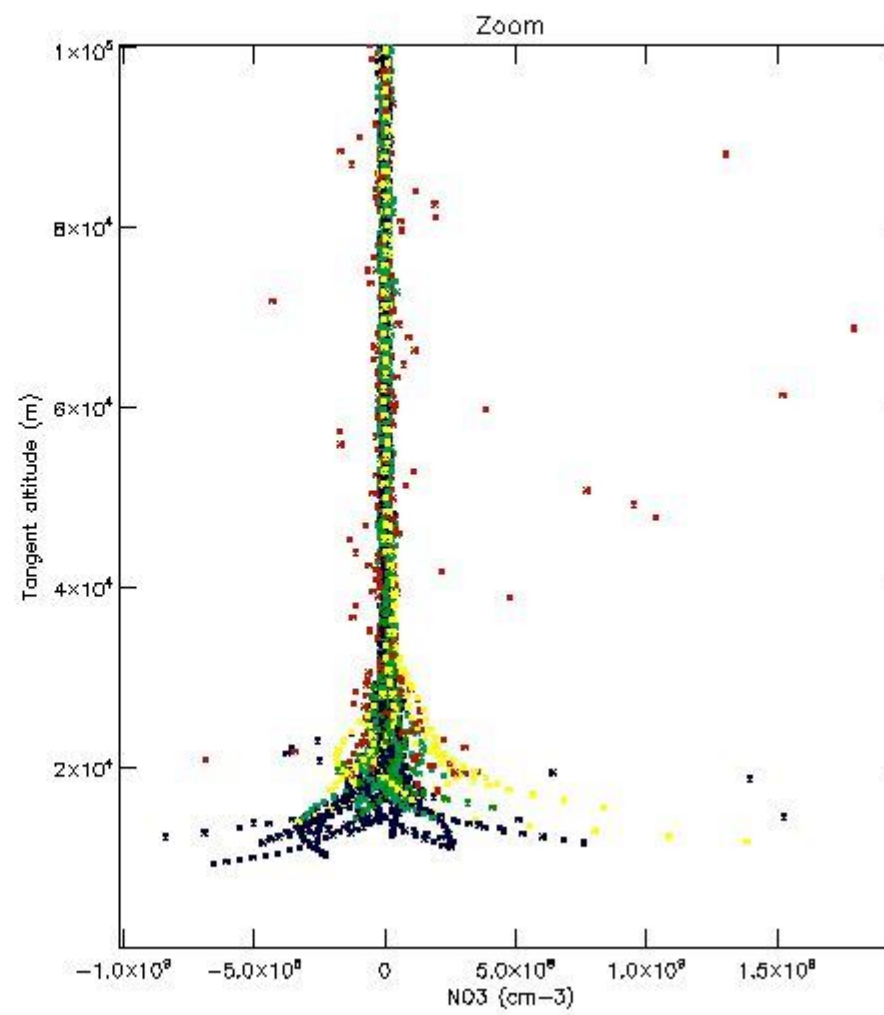
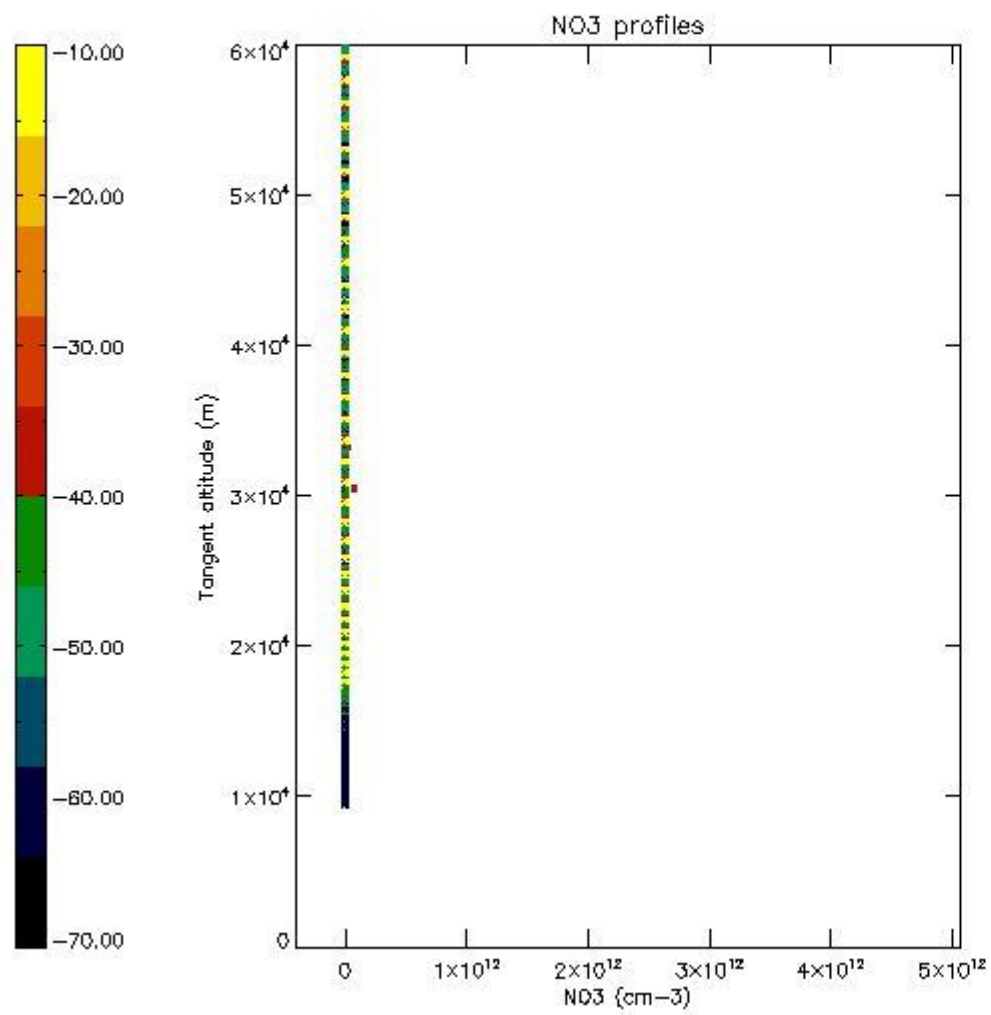
5.6 Plot NO₂ profiles for all STD (dark without errors)

The colorbar represents the latitude.



5.7 Plot NO3 profiles for all STD (dark without errors)

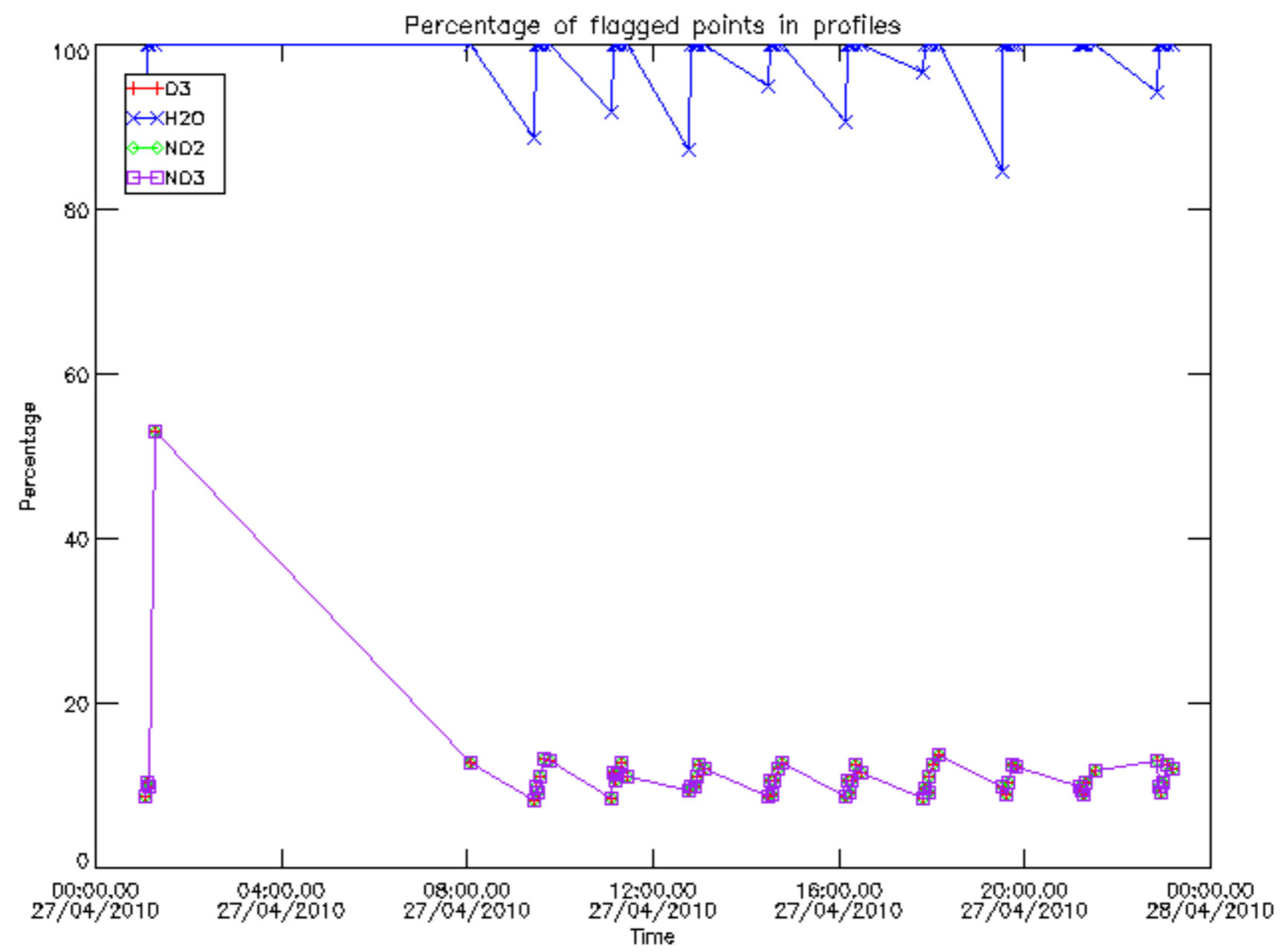
The colorbar represents the latitude.



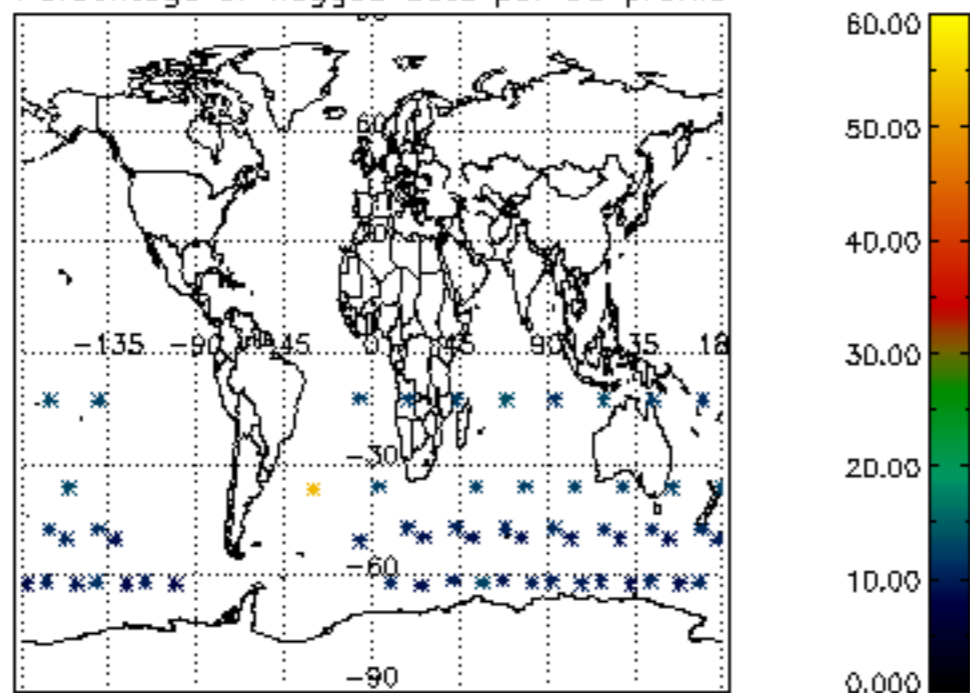
6. Auxiliary Data Files used for the production reported in section 2

The number reported in the third column indicates since which file (see list in section 2) the corresponding auxiliary file has been used. The fourth column is the date of those product files.

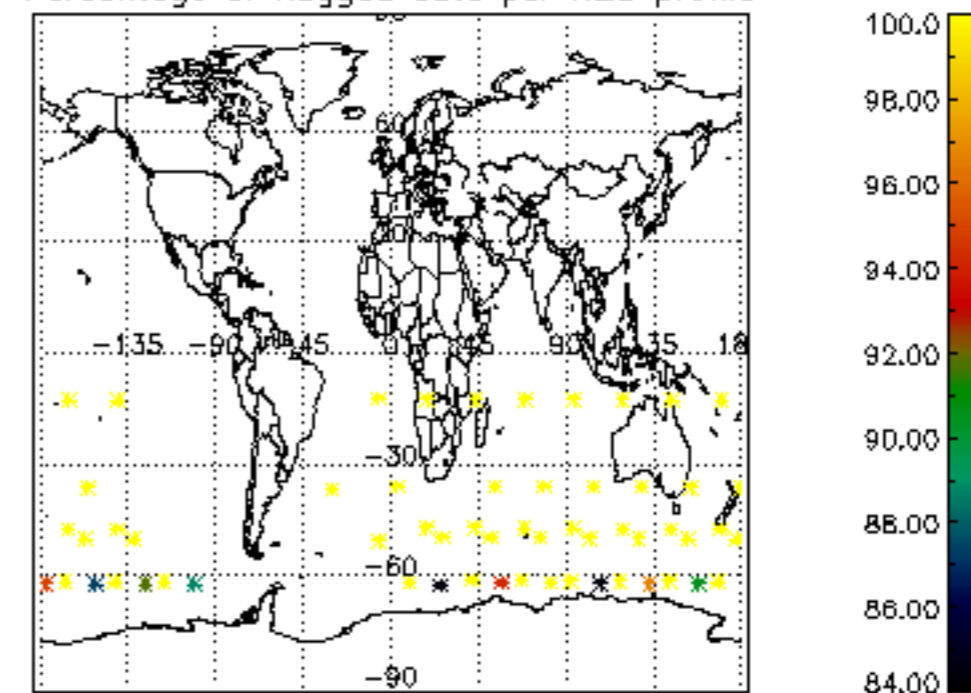
Type	Auxiliary Filename	Used since product	Used since product date
INST_PHYS_CHARACTERISTICS	GOM_INS_AXVIEC20091111_143220_20030716_120000_20500101_000000	1	27-APR-2010 00:00:34
LEVEL-2_PROC_CONFIG	GOM_PR2_AXVIEC20091111_152718_20020301_000000_20500101_000000	1	27-APR-2010 00:00:34
CROSS_SECTIONS_FILE	GOM_CRS_AXVIEC20091111_154832_20020301_000000_20500101_000000	1	27-APR-2010 00:00:34



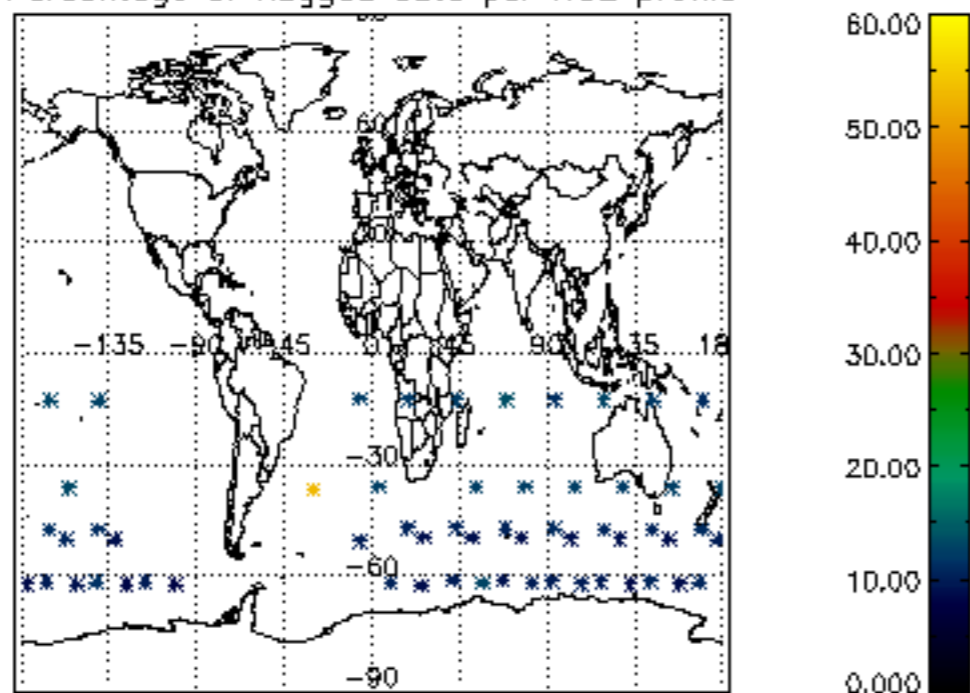
Percentage of flagged data per D3 profile



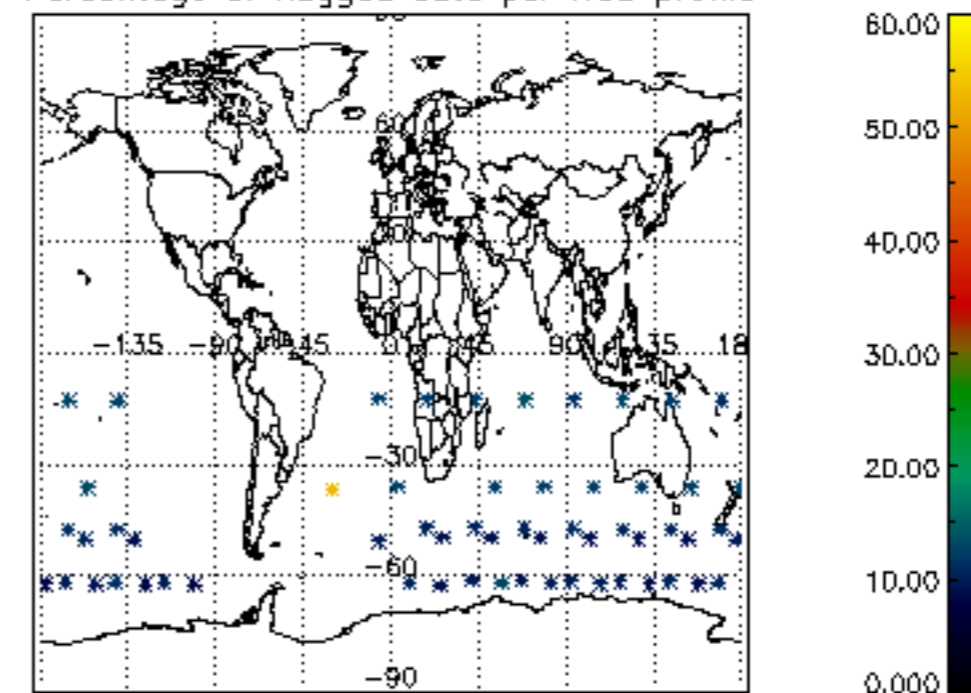
Percentage of flagged data per H2O profile

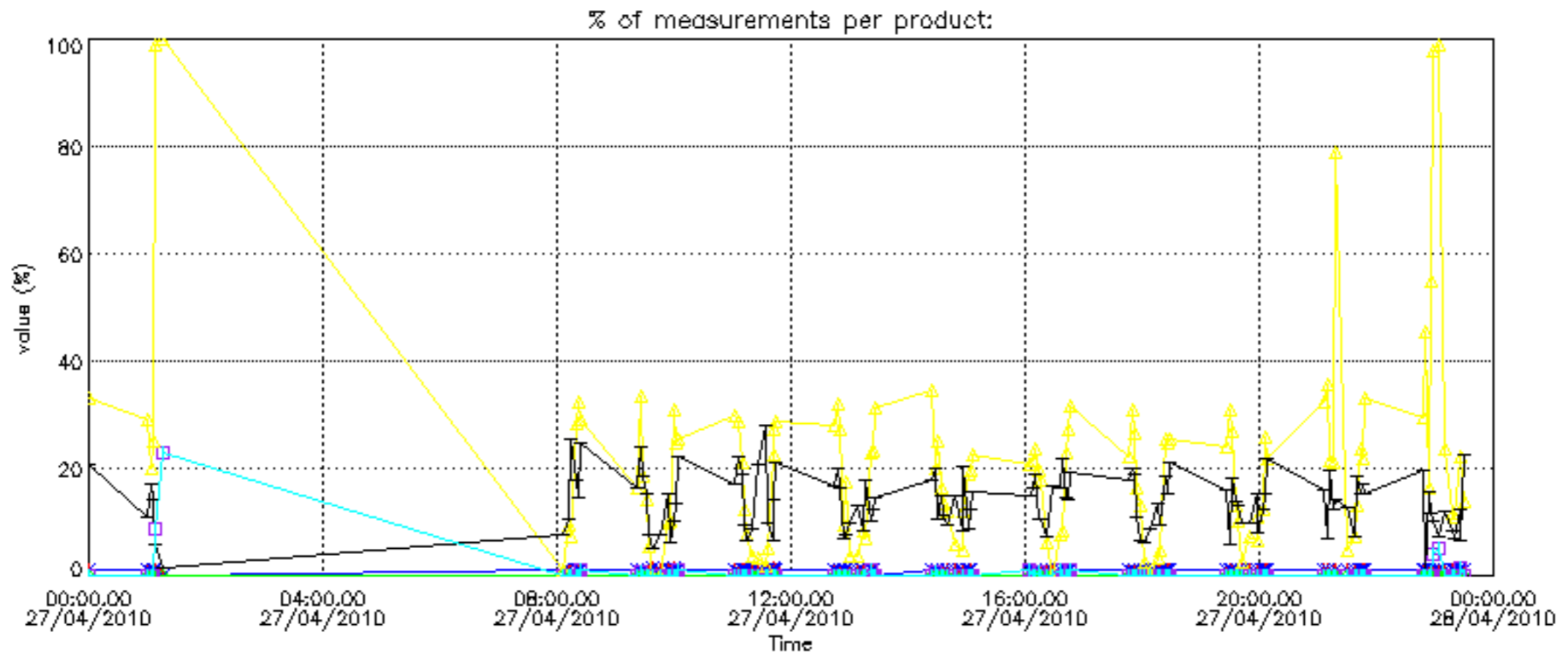


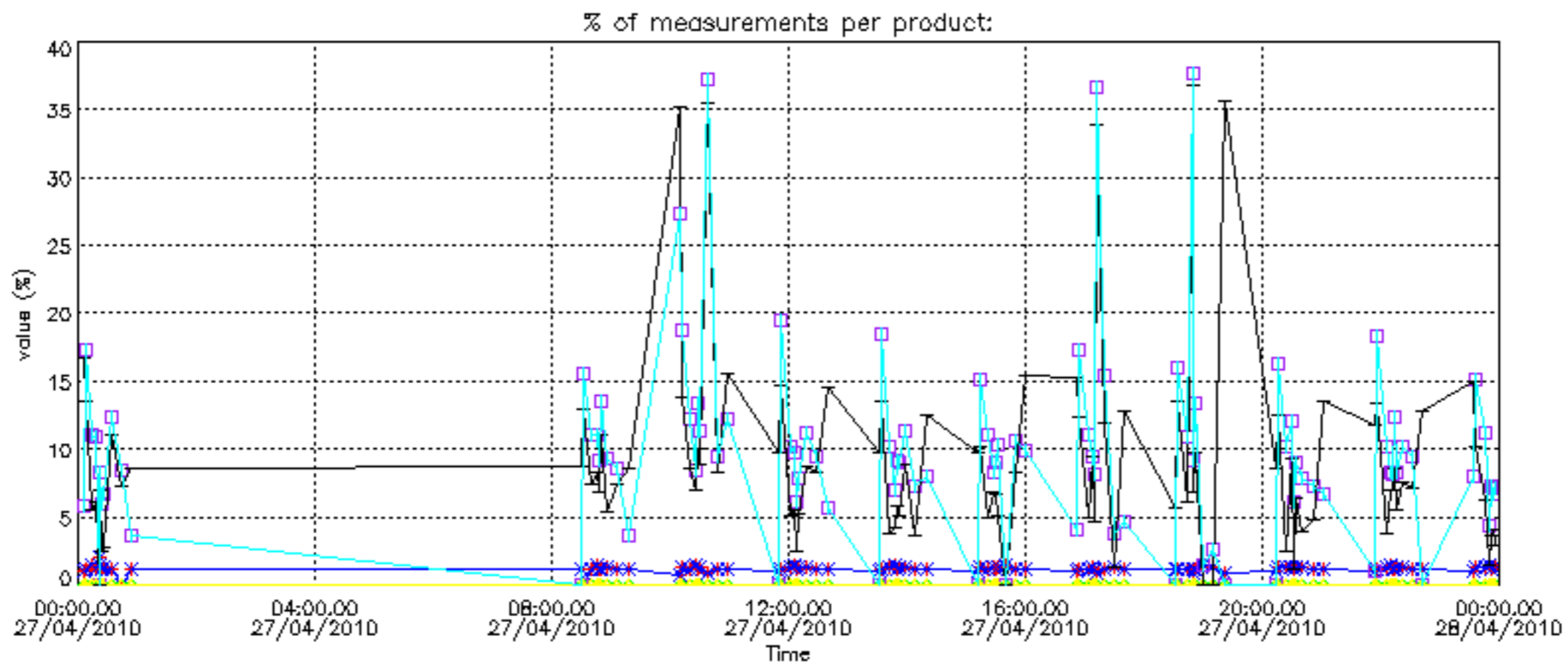
Percentage of flagged data per NO2 profile



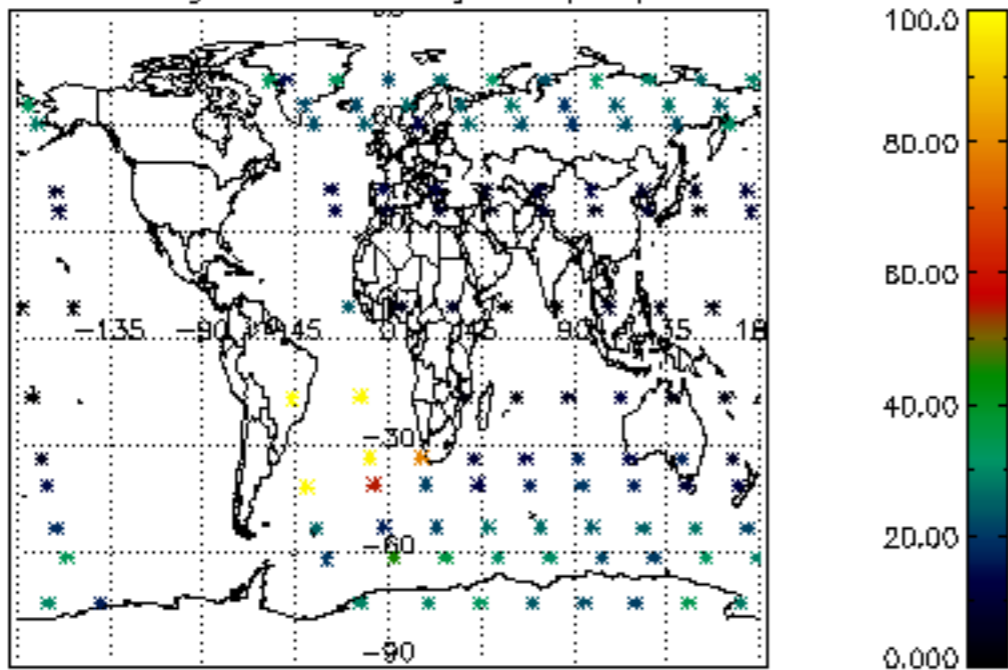
Percentage of flagged data per NO3 profile



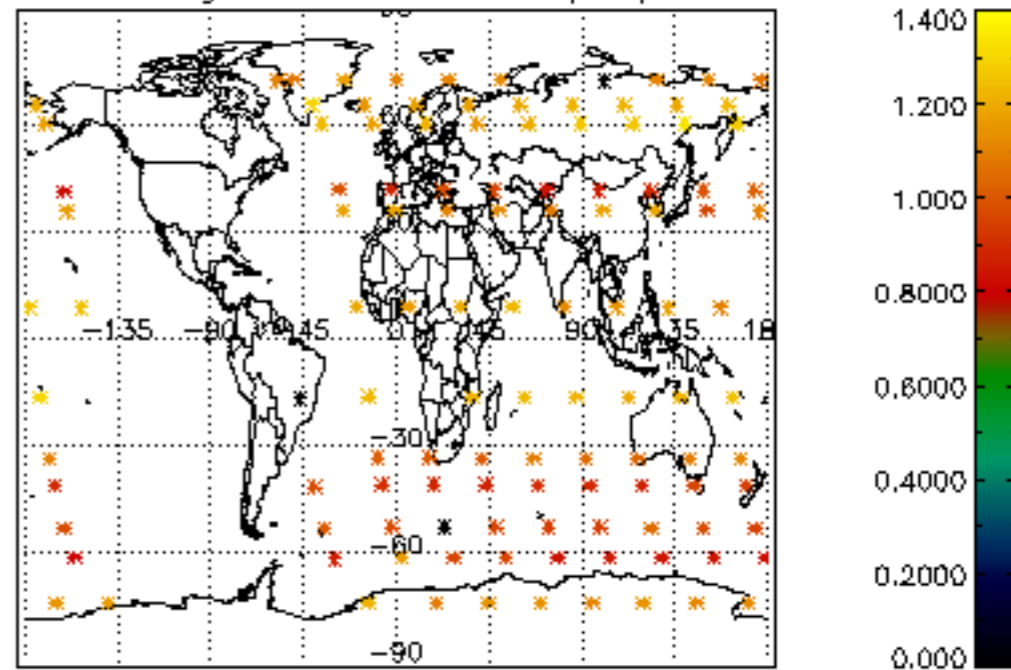




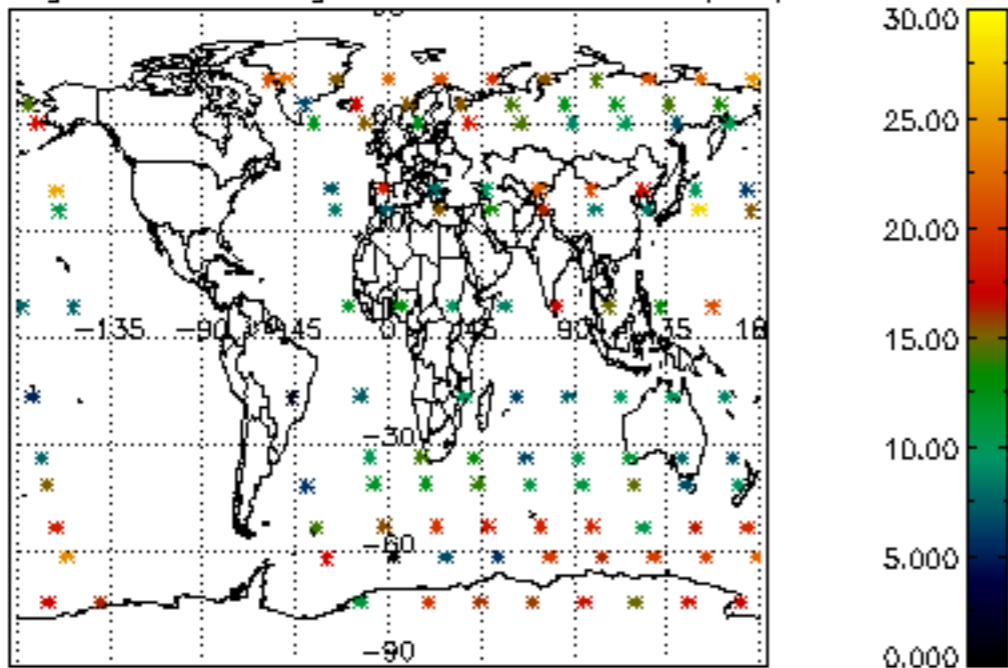
Percentage of cosmic ray hits per profile



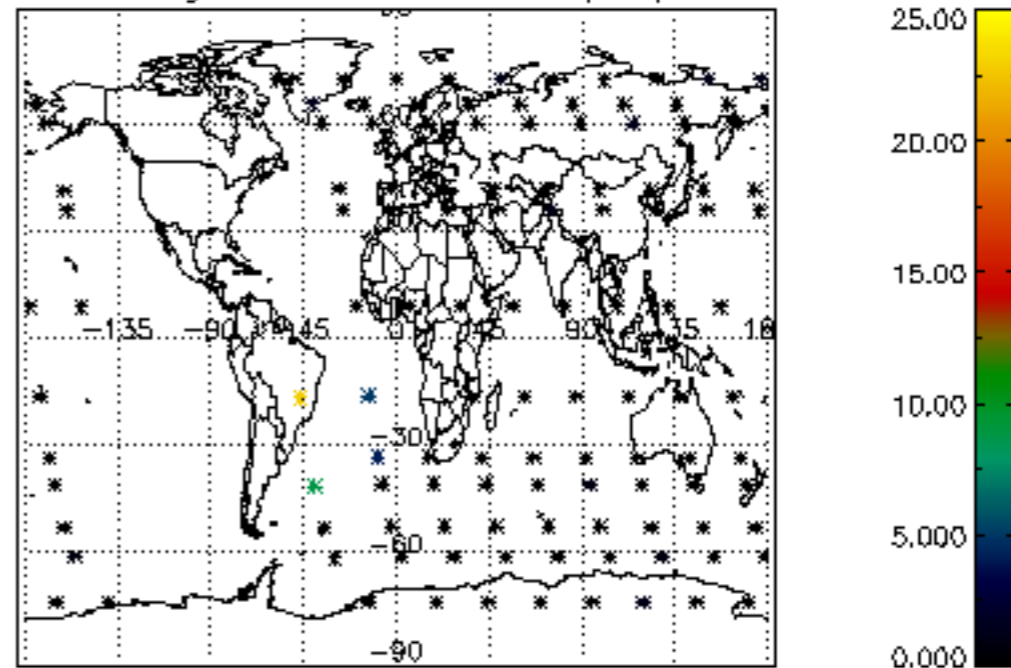
Percentage of datation errors per profile



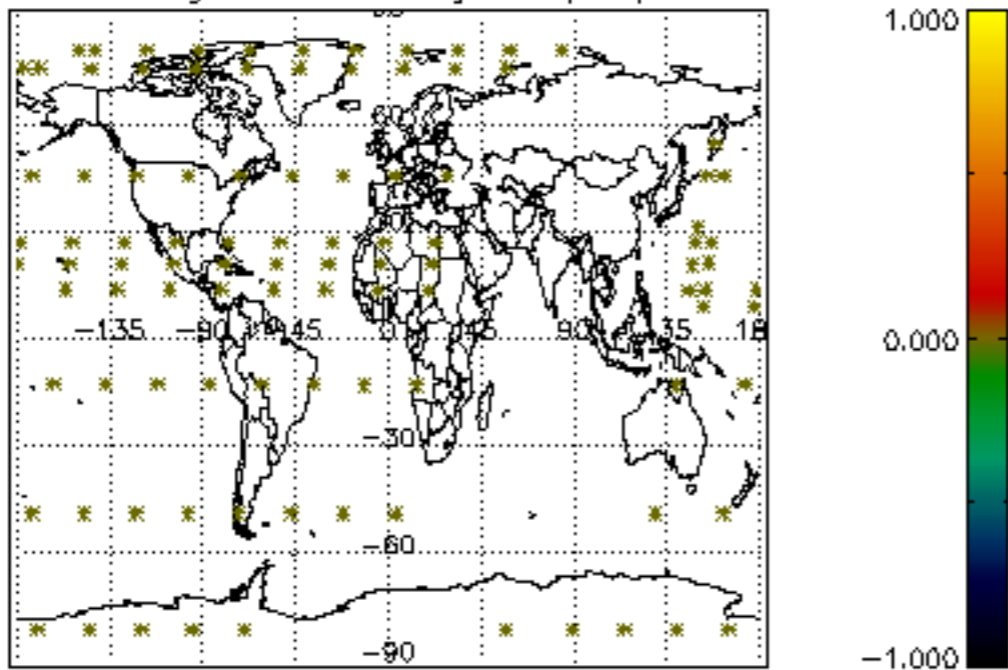
Percentage of star falling outside central band per profile



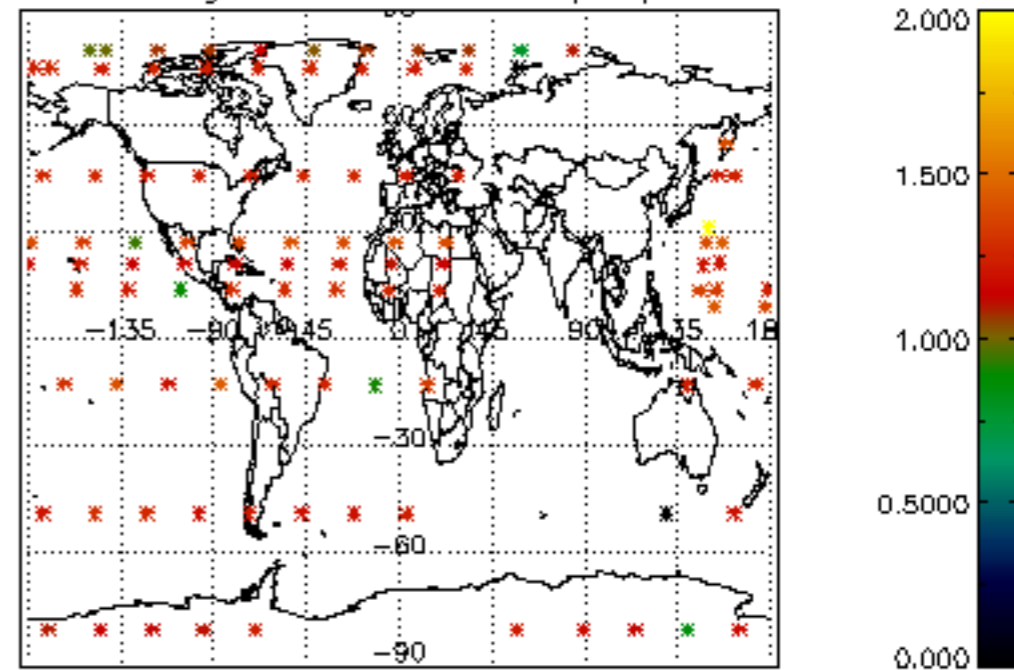
Percentage of saturation errors per profile



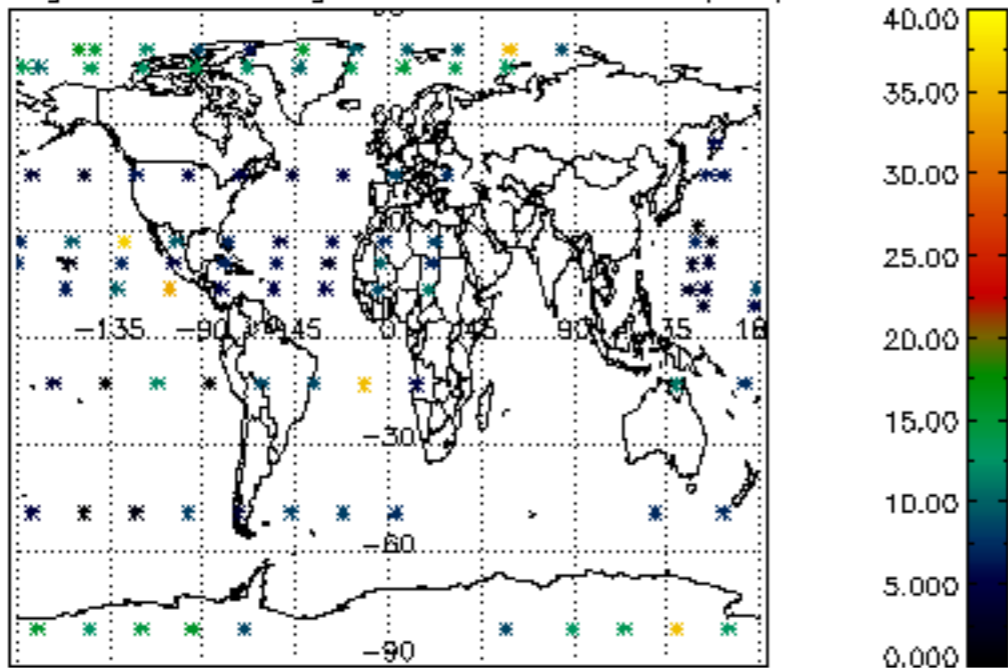
Percentage of cosmic ray hits per profile



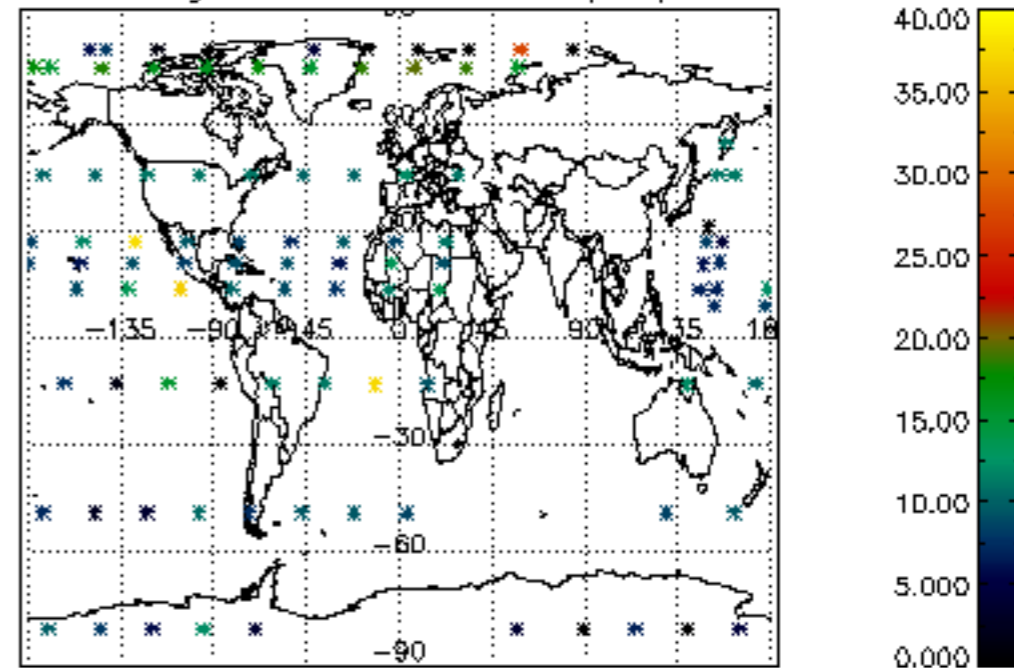
Percentage of datation errors per profile

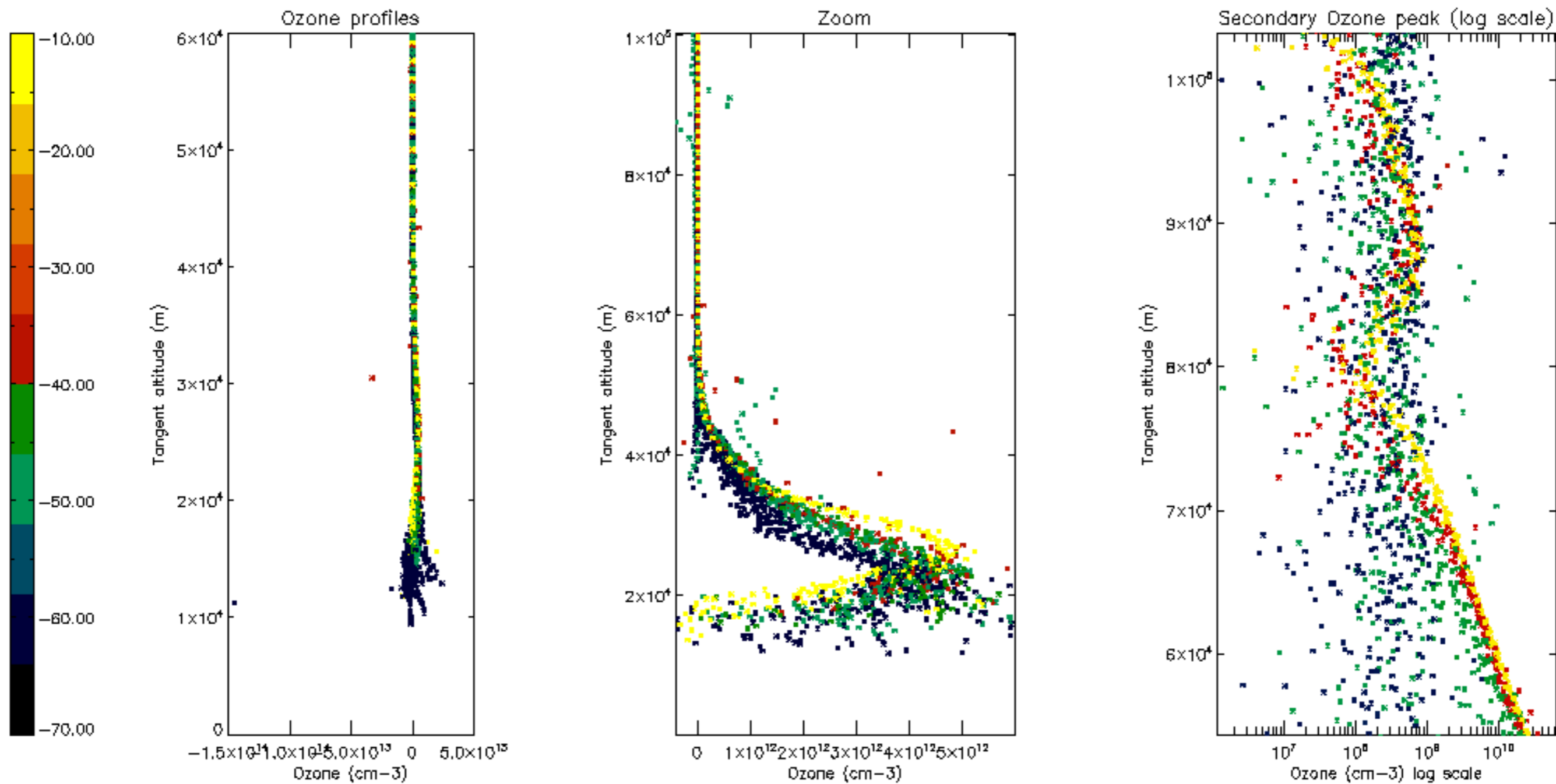


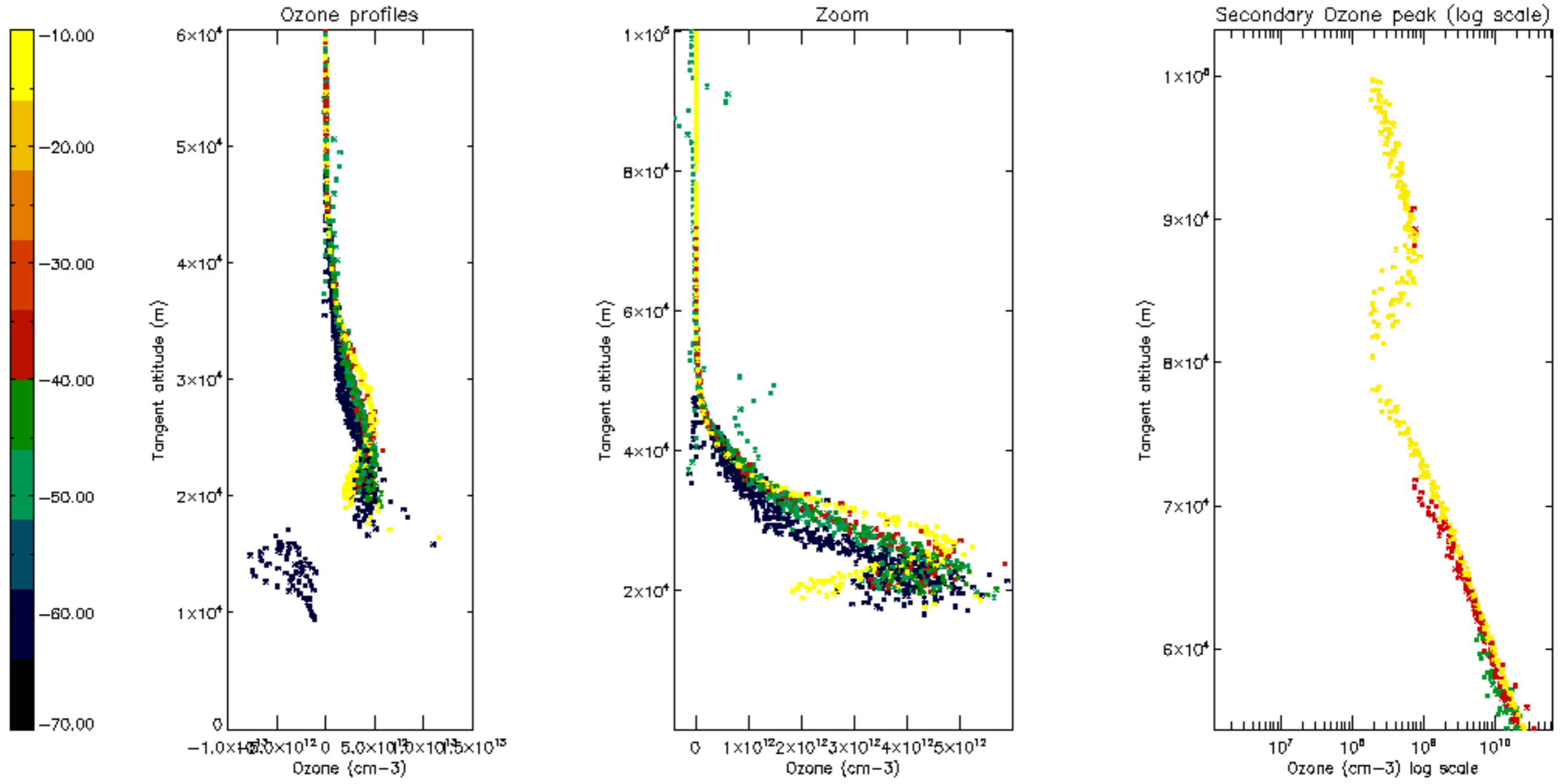
Percentage of star falling outside central band per profile

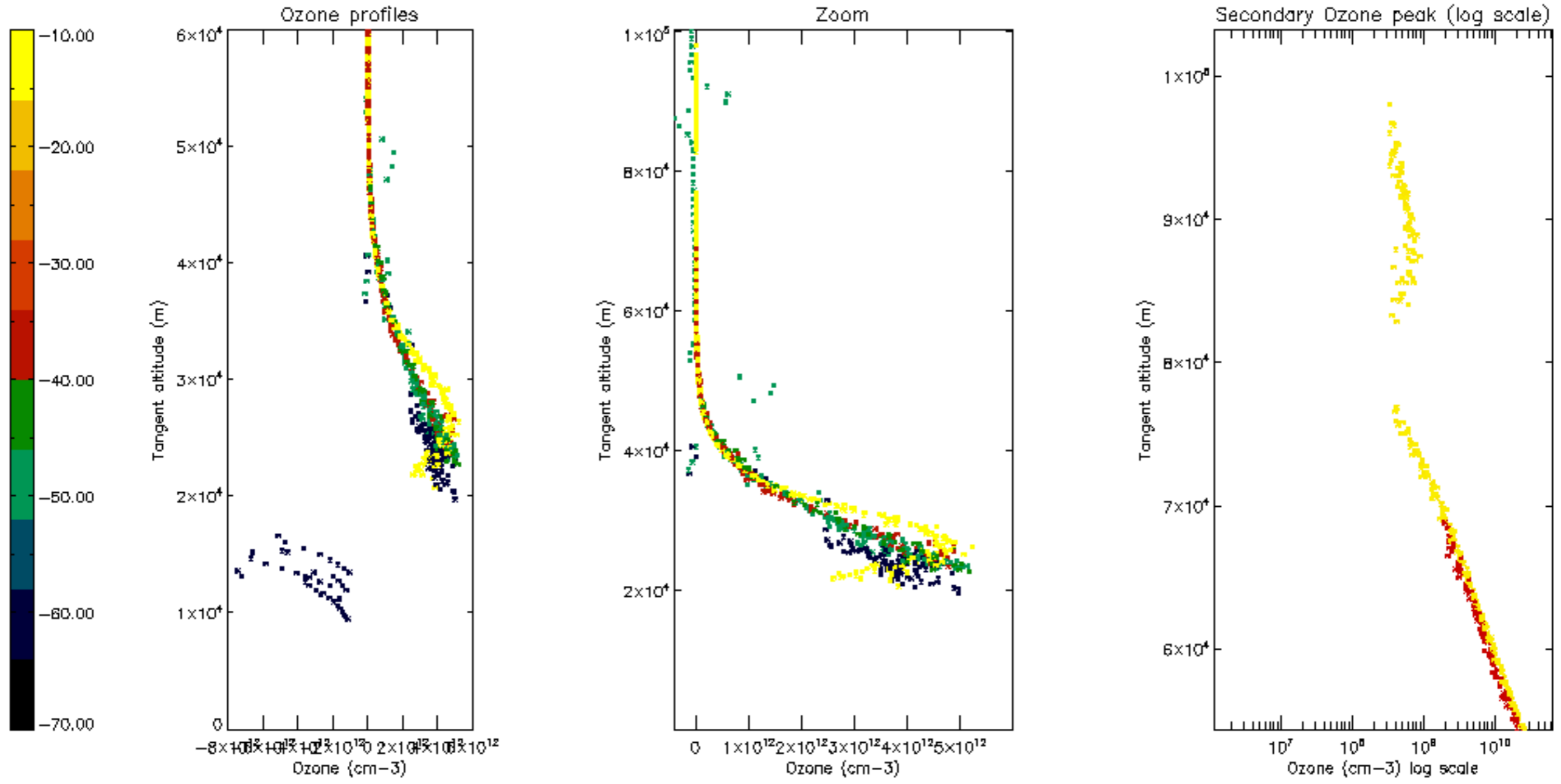


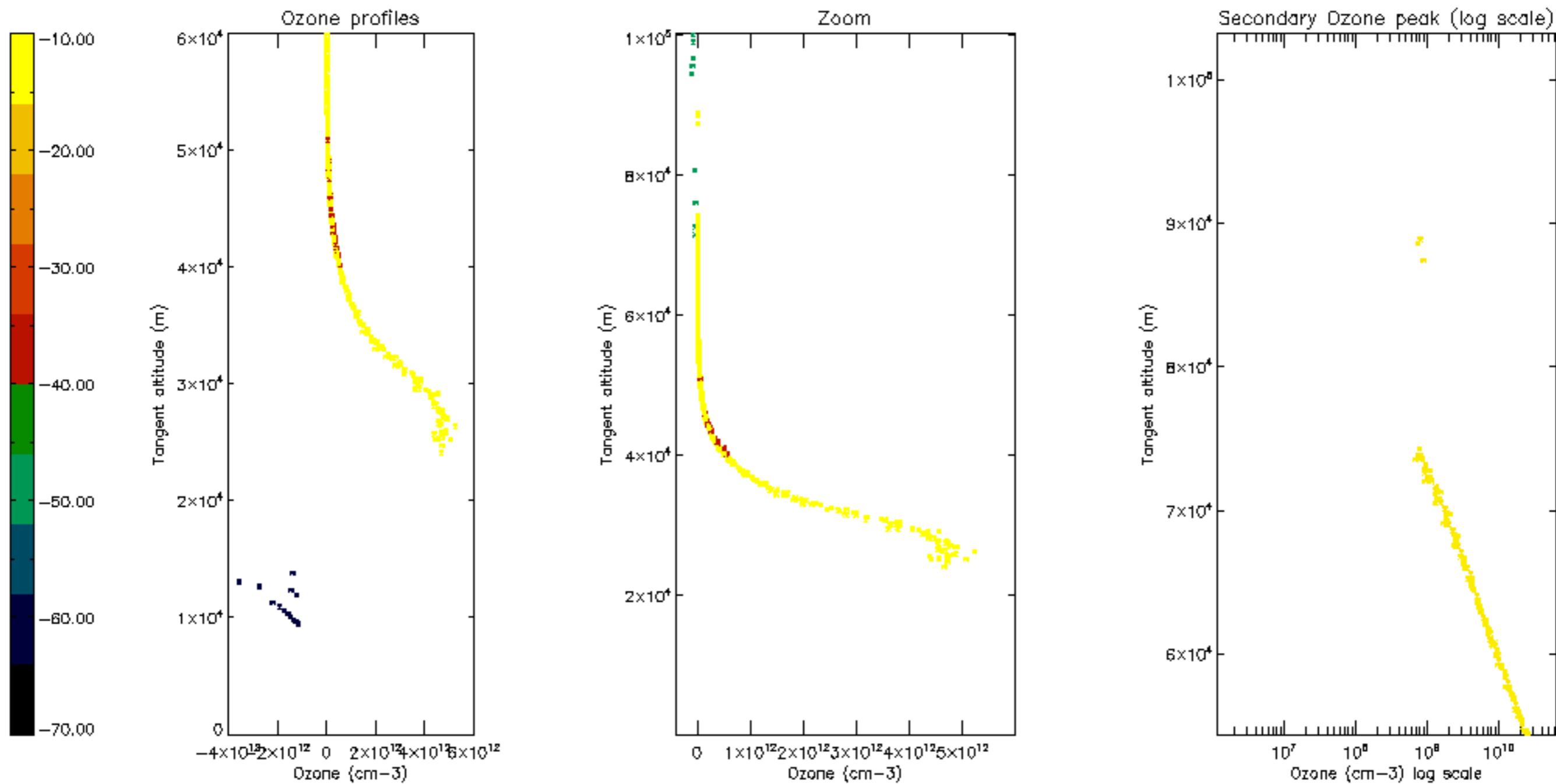
Percentage of saturation errors per profile

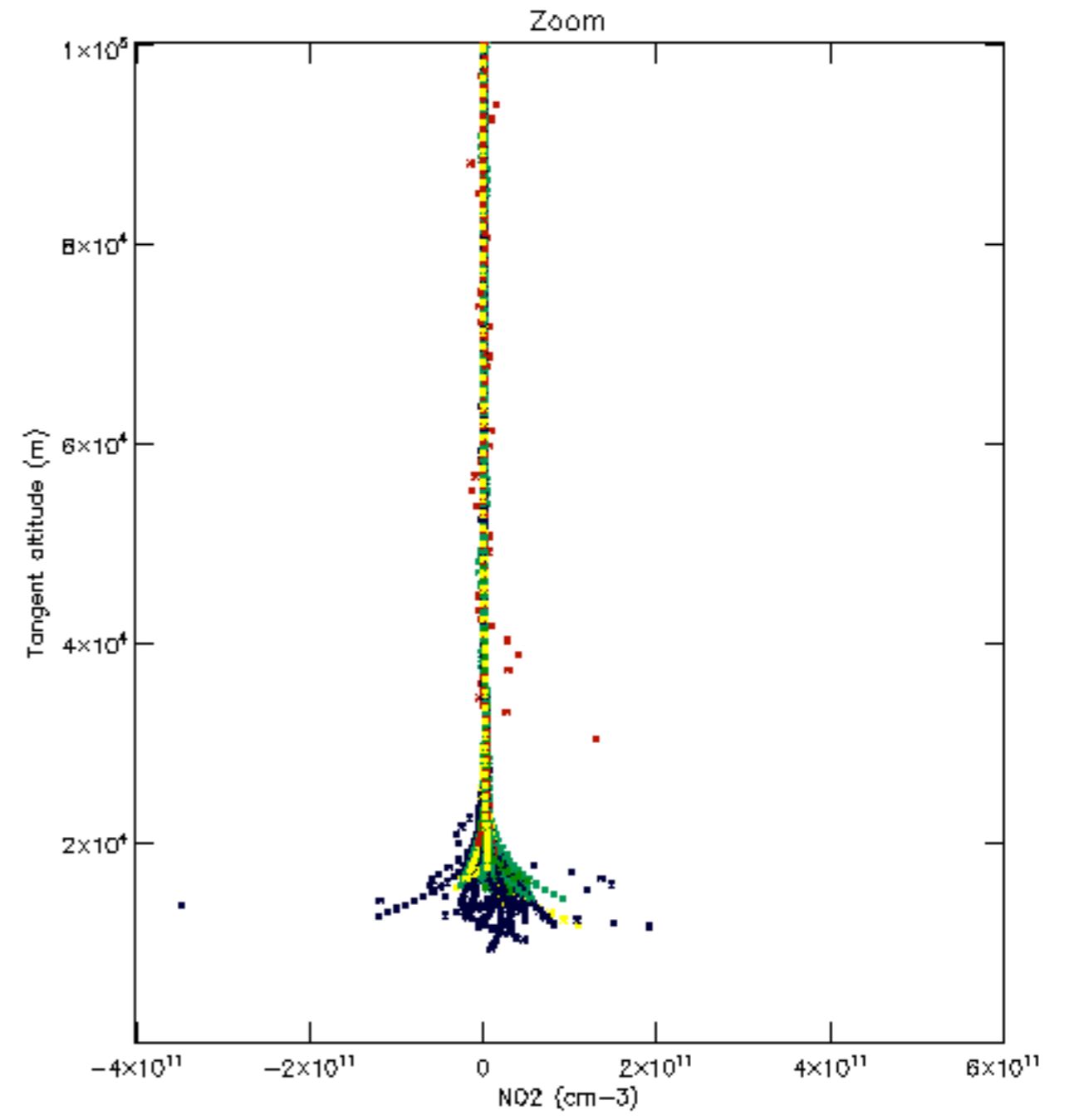
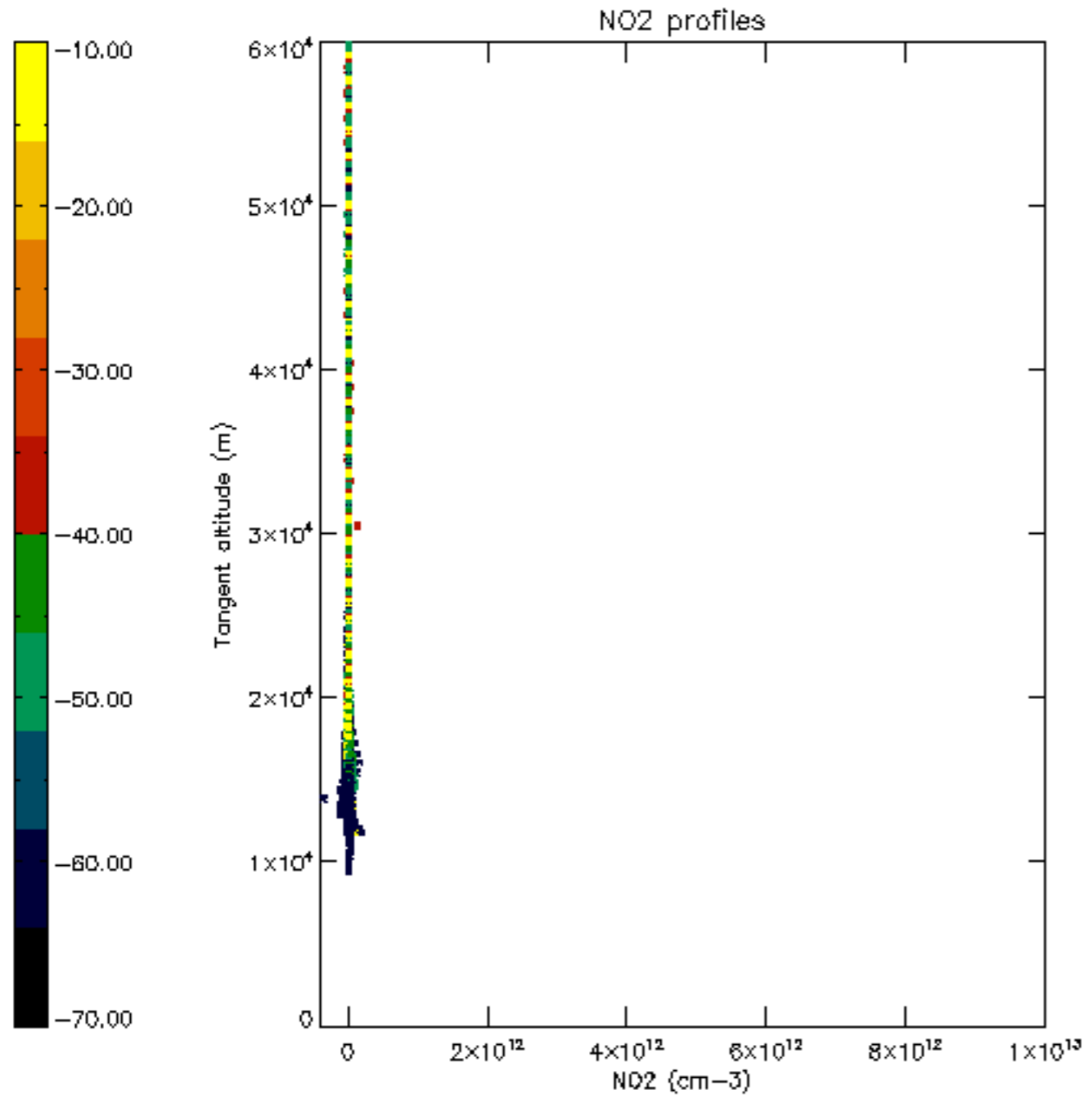


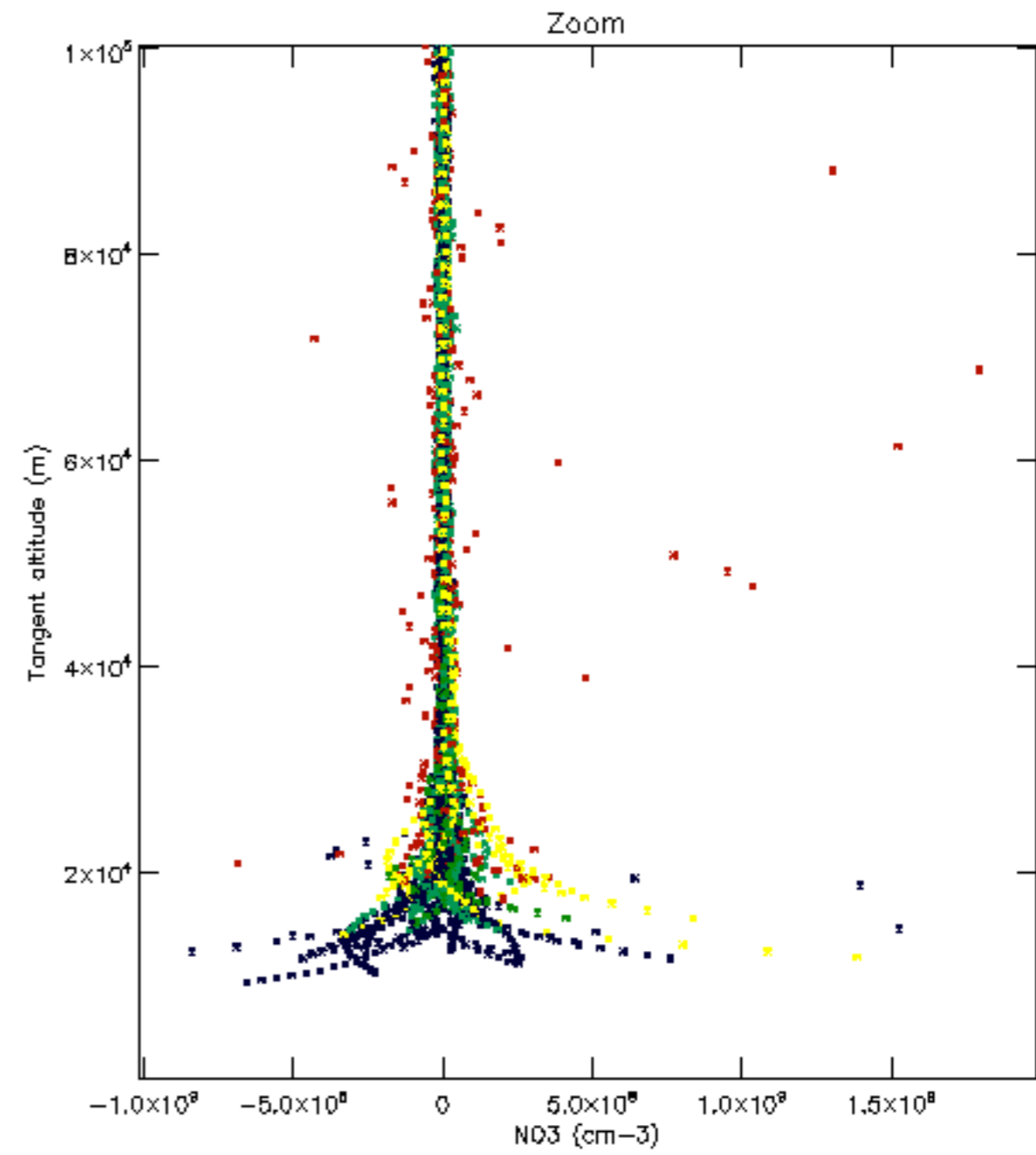
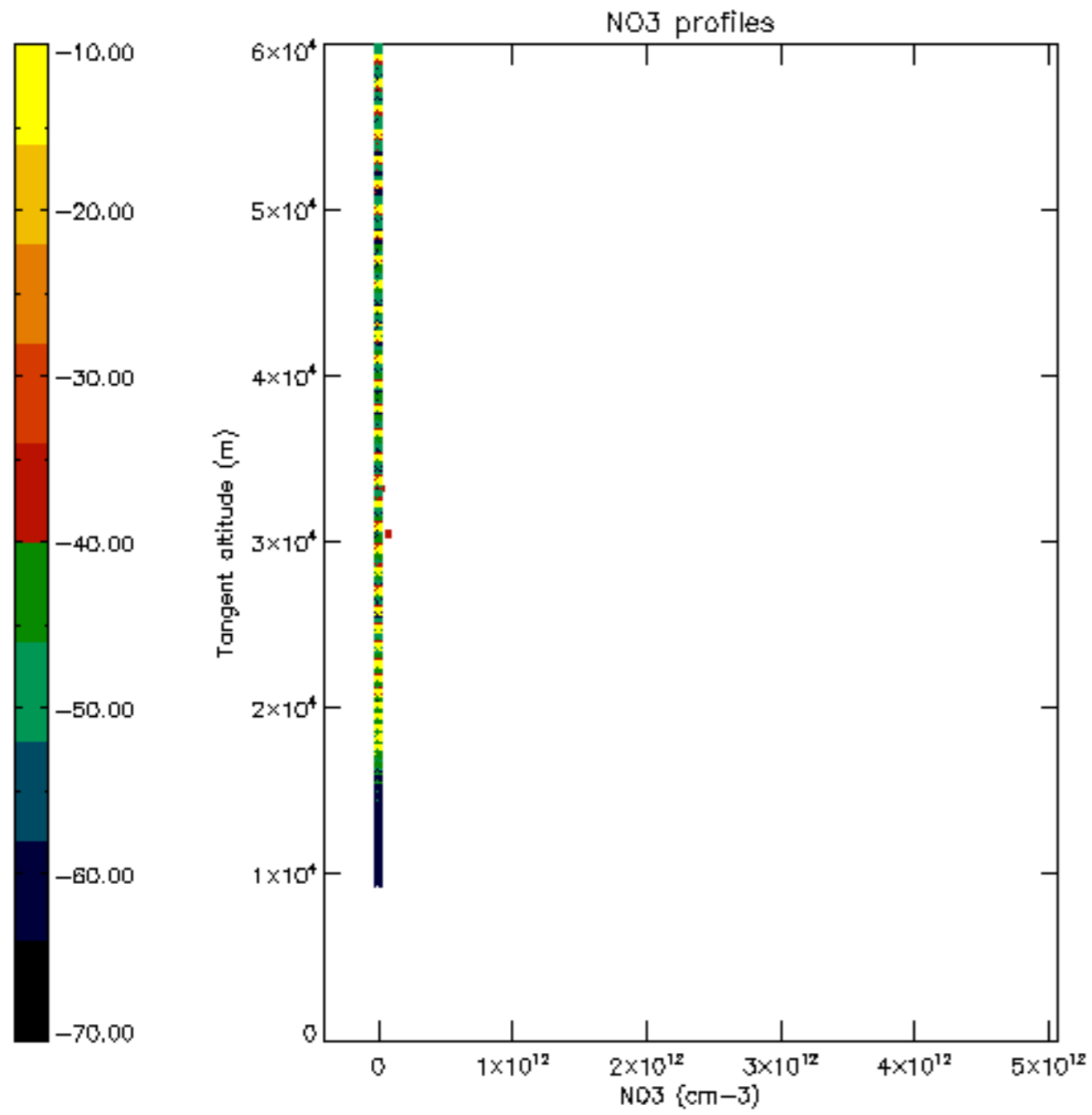


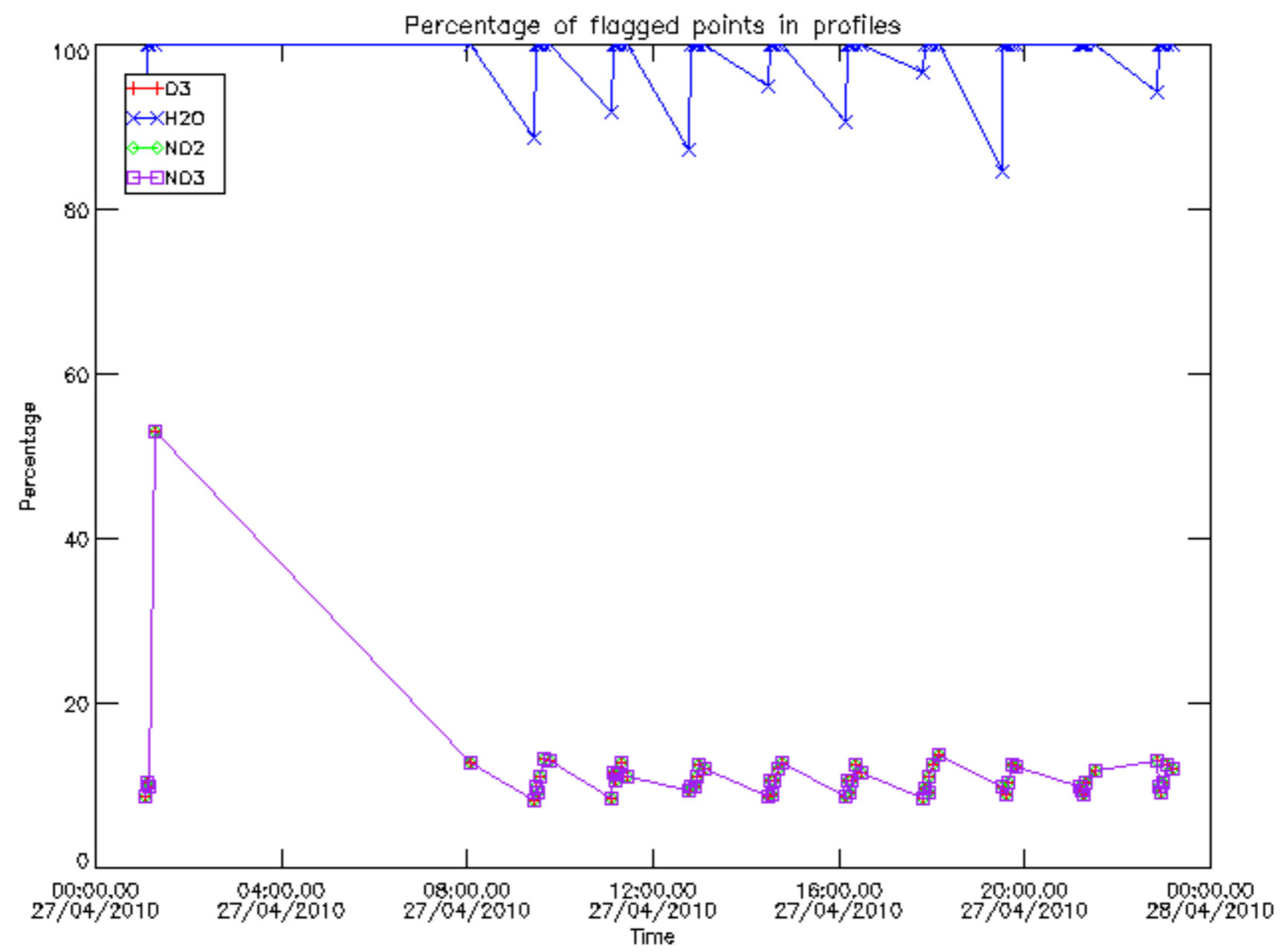




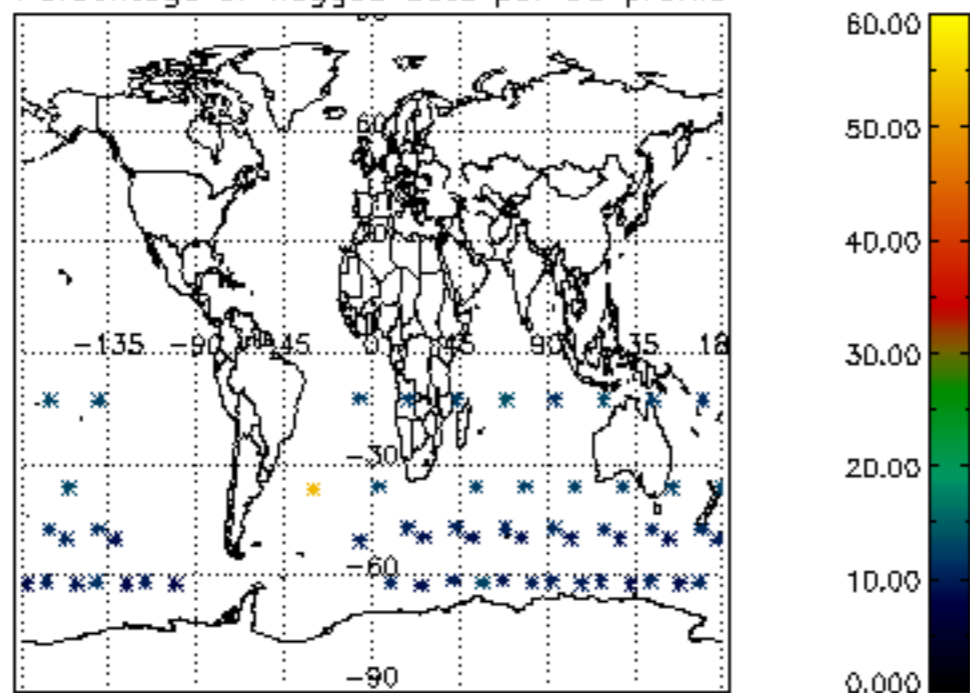




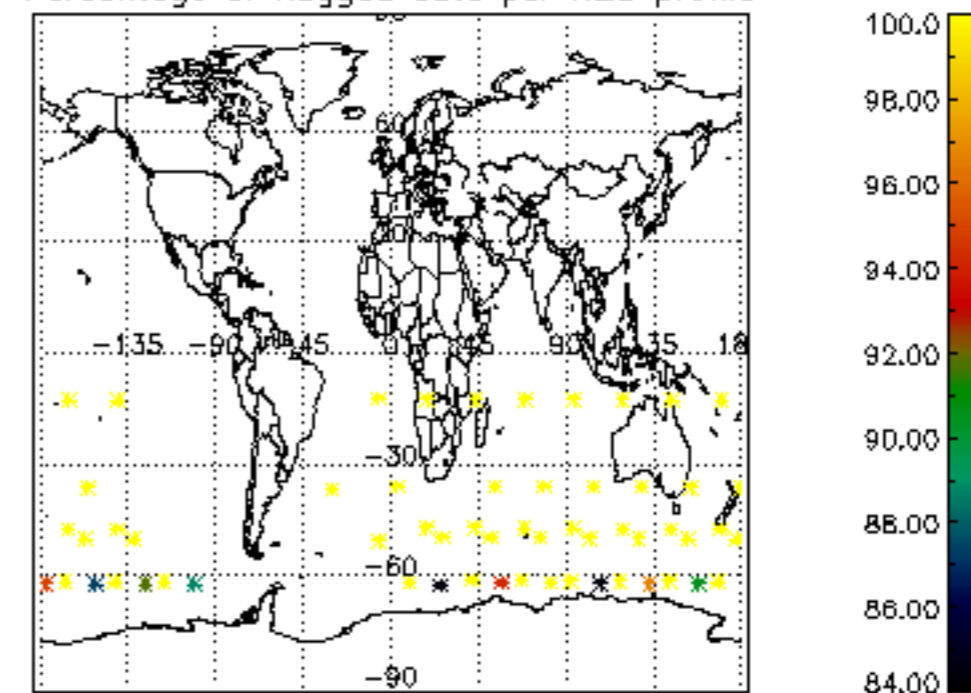




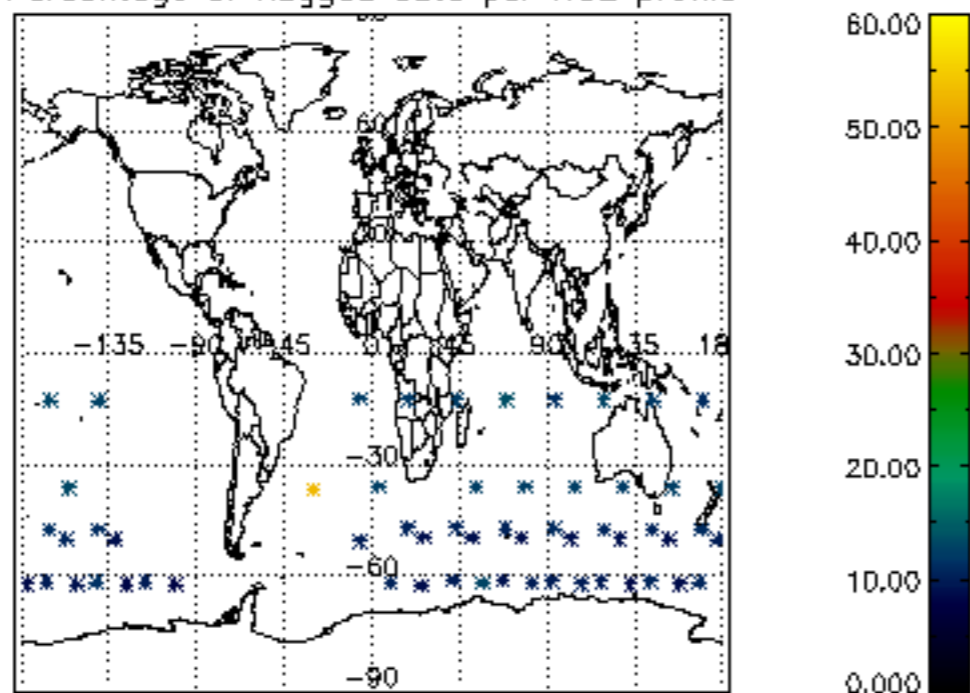
Percentage of flagged data per D3 profile



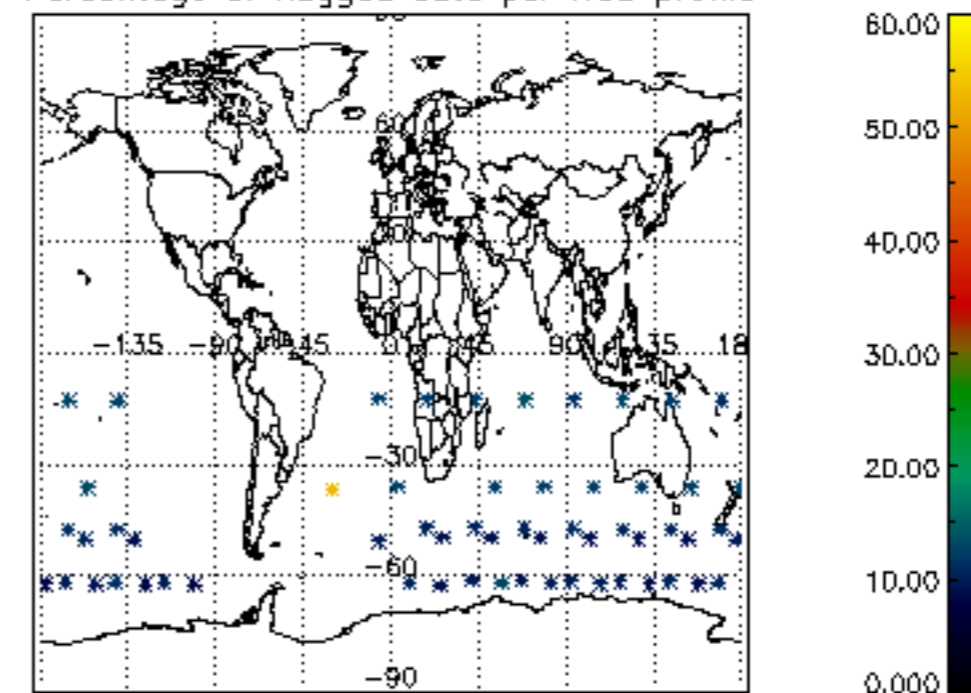
Percentage of flagged data per H2O profile

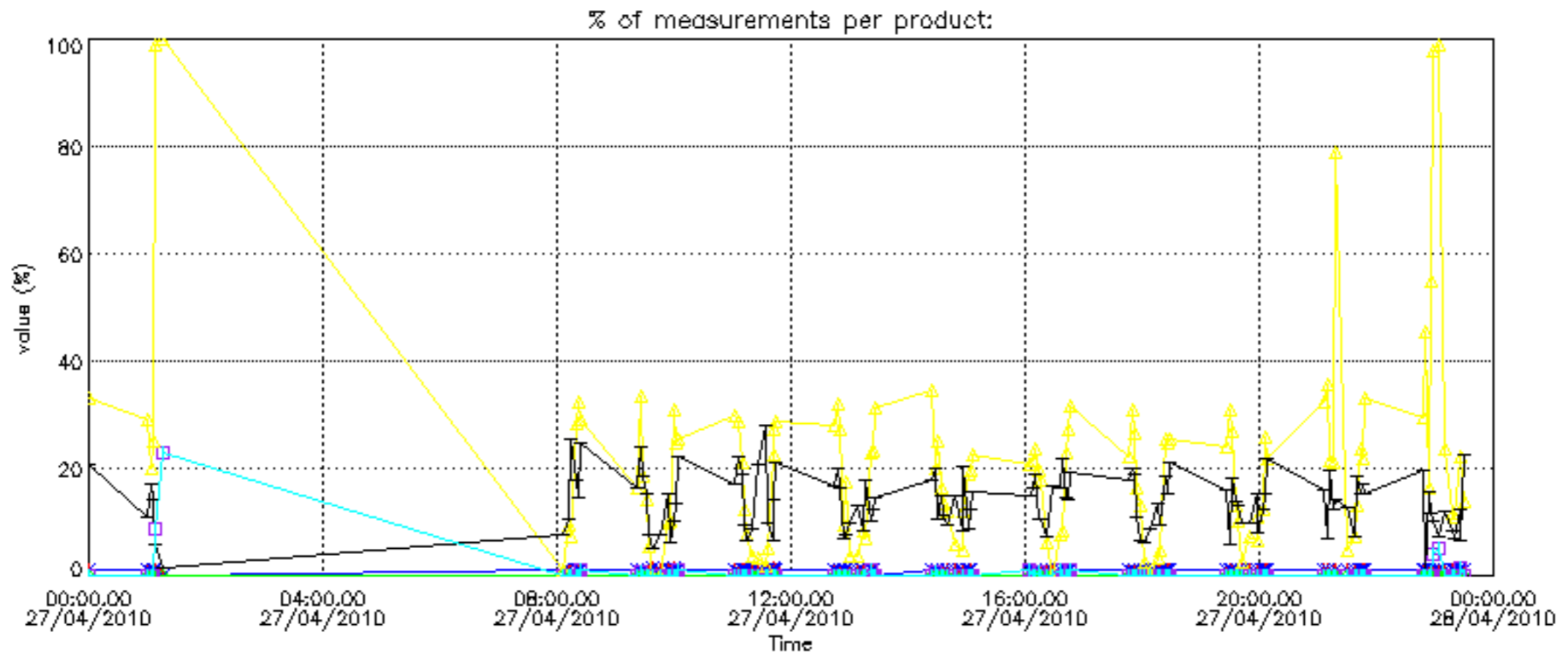


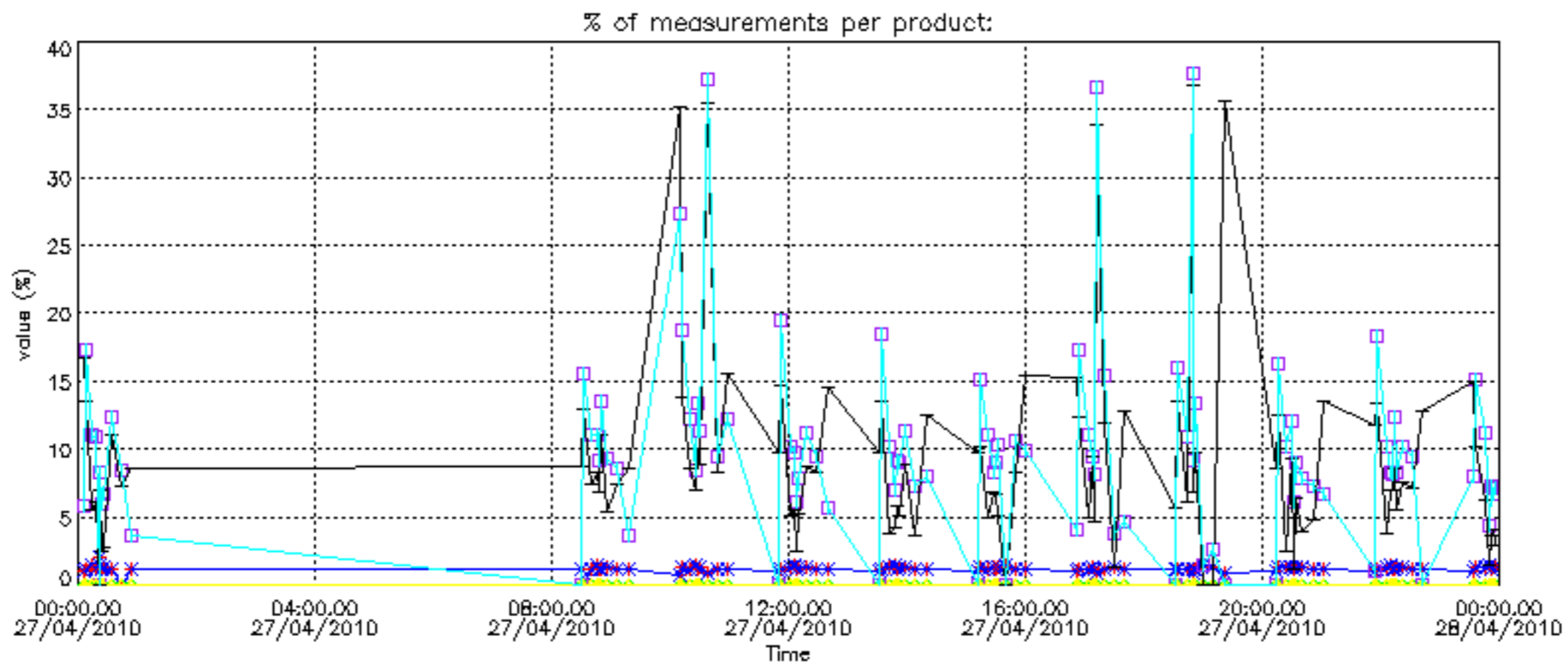
Percentage of flagged data per NO2 profile



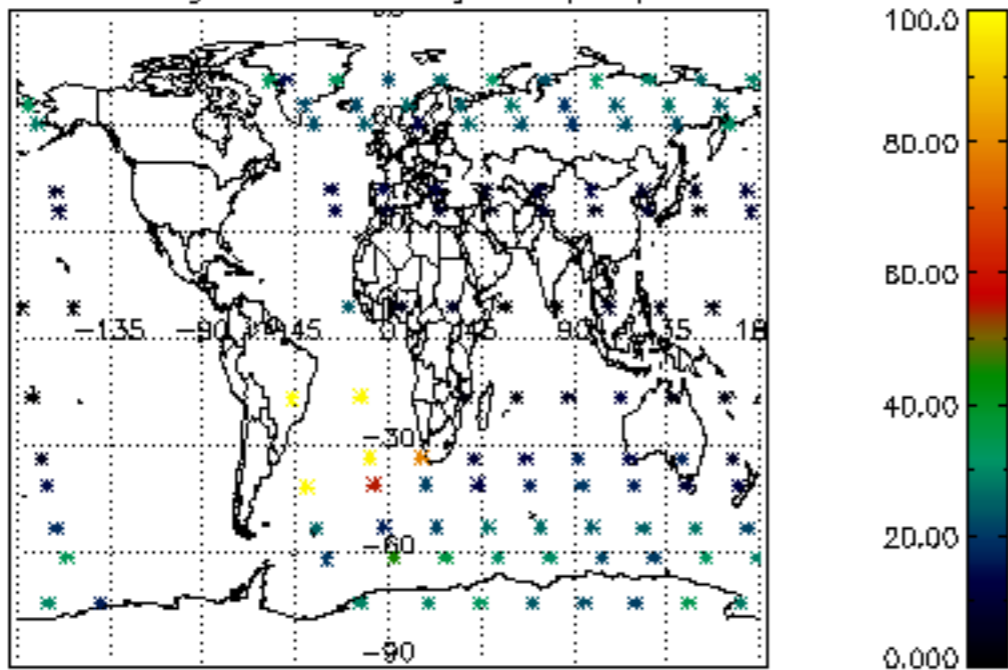
Percentage of flagged data per NO3 profile



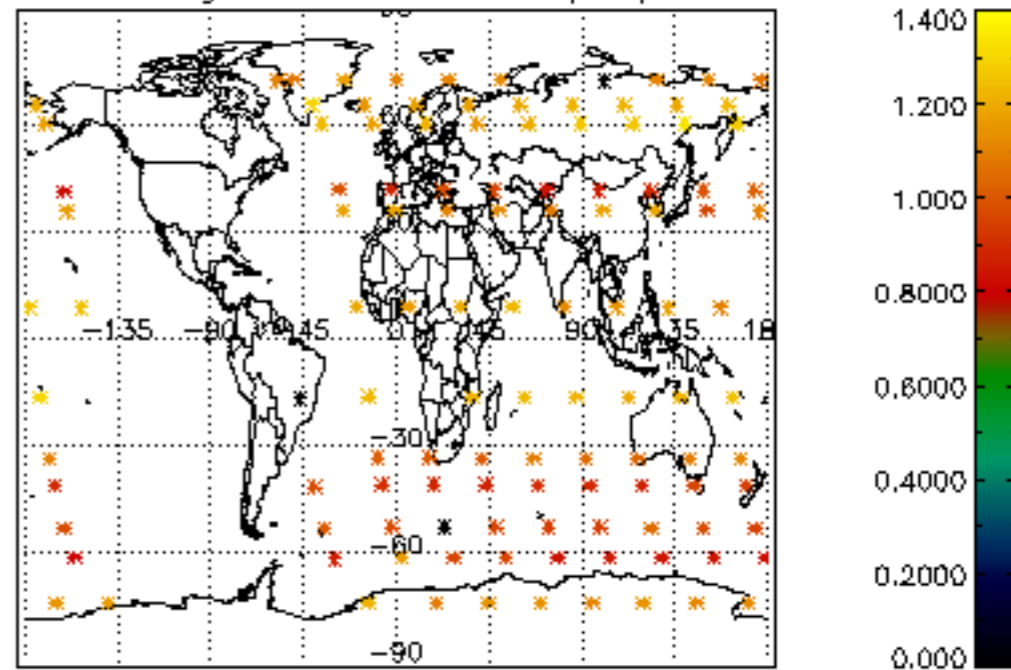




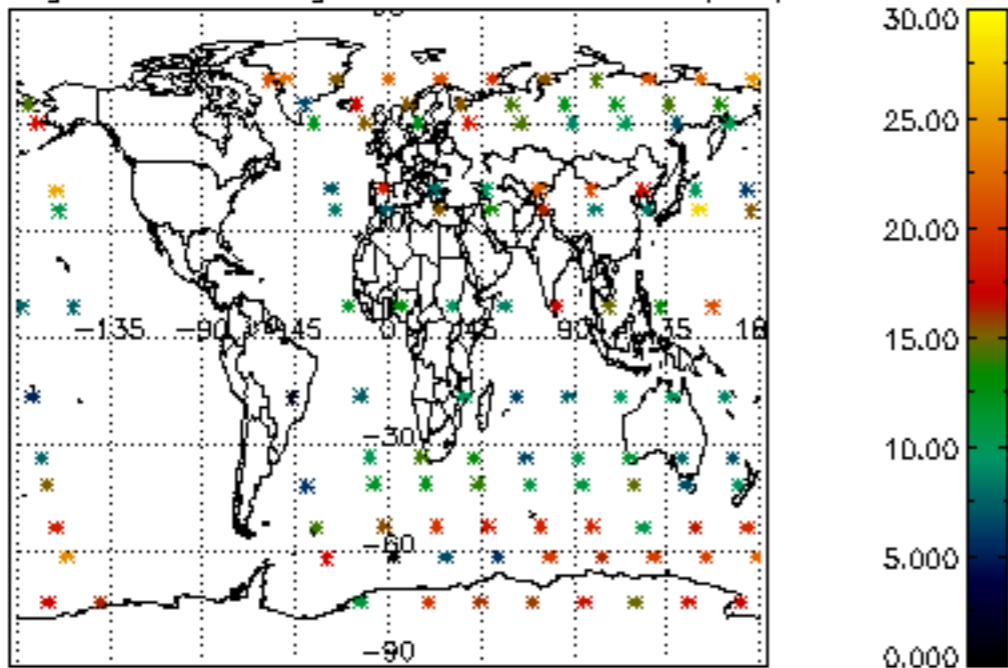
Percentage of cosmic ray hits per profile



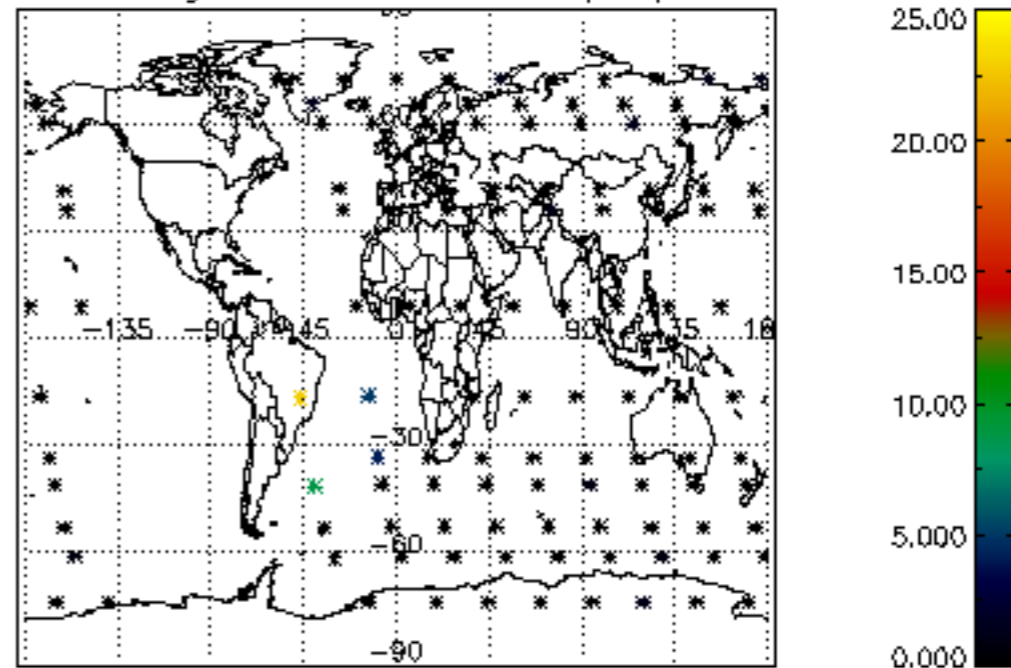
Percentage of datation errors per profile



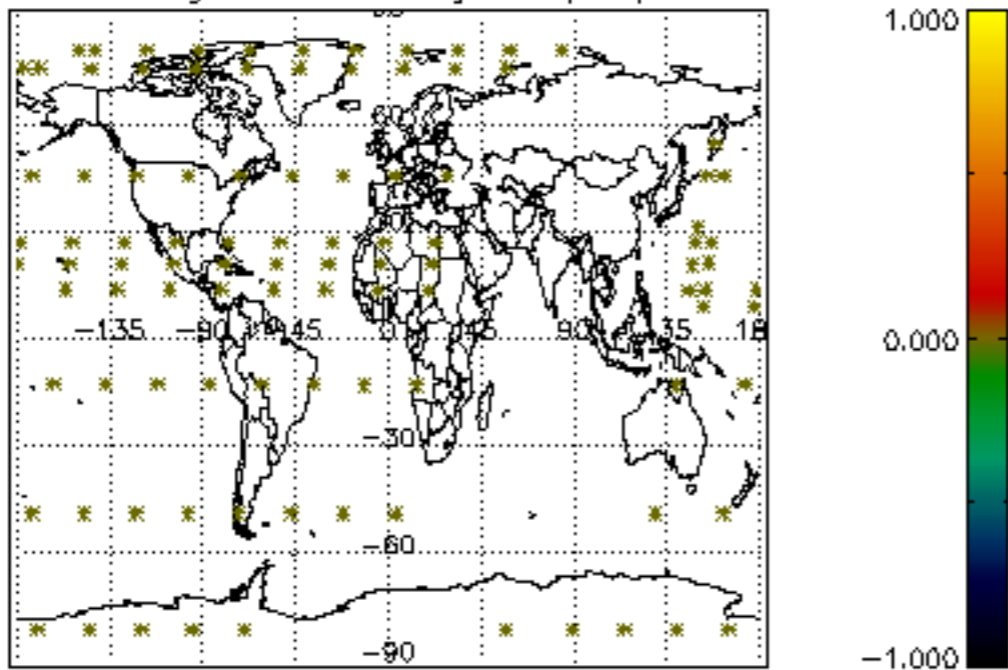
Percentage of star falling outside central band per profile



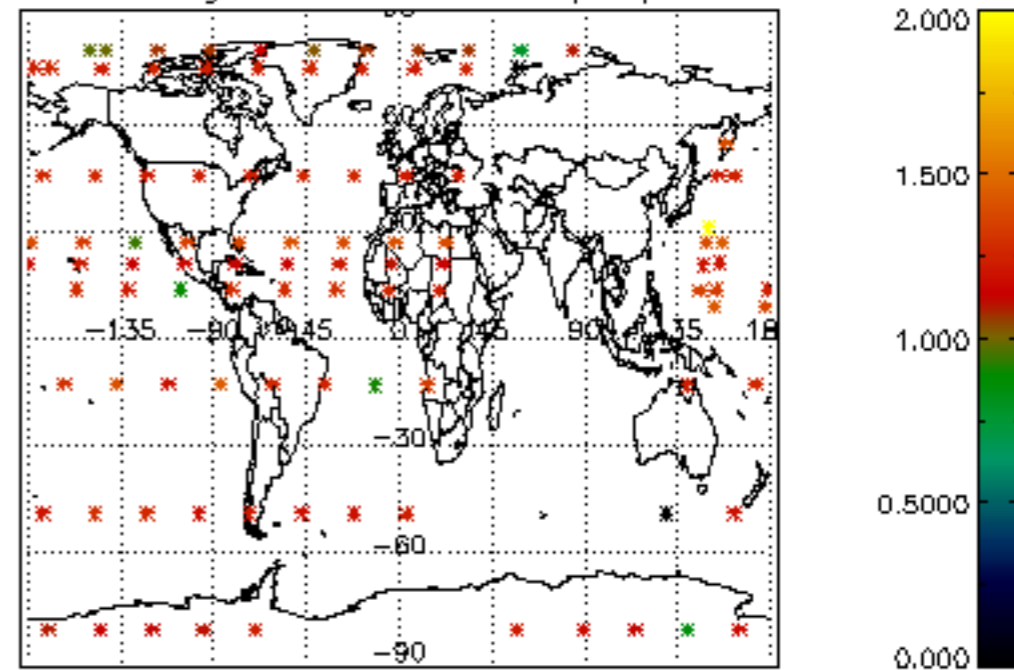
Percentage of saturation errors per profile



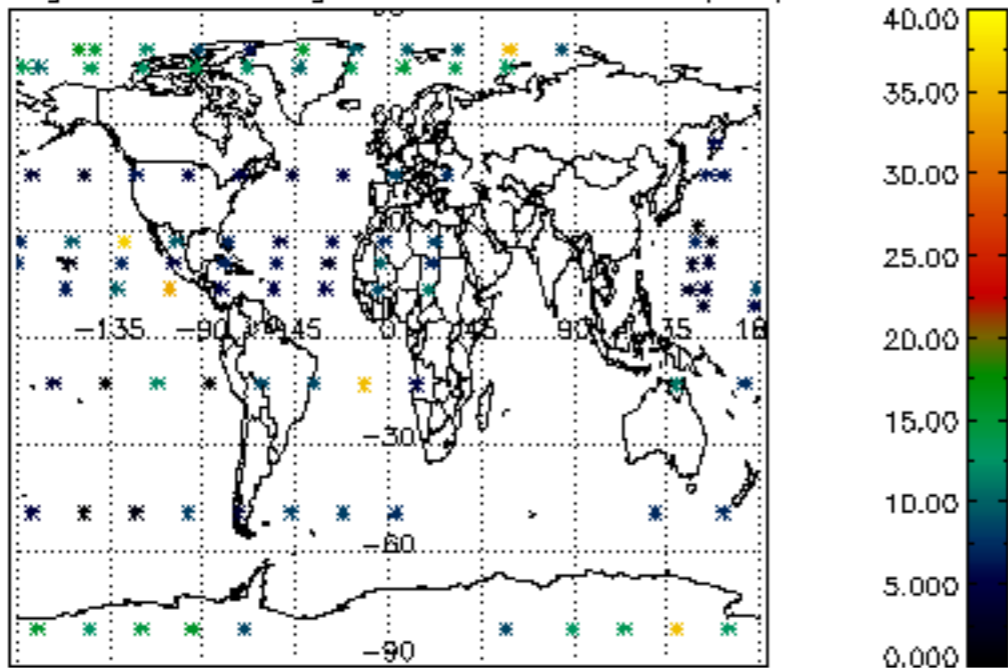
Percentage of cosmic ray hits per profile



Percentage of datation errors per profile



Percentage of star falling outside central band per profile



Percentage of saturation errors per profile

